

# Philadelphia Phillies - 1981

Batter	1	2	3	4	5	6	7	8	9	AB	R	H	RBI	BB	SO	LOB	TOP		
Pete Rose, S OBP: 0.600, SLG: 0.600										5	0	3	0	0	0	3			
Manny Trillo, R OBP: 0.200, SLG: 0.200 Tug McGraw, R										5	0	1	1	0	1	4			
Bake McBride, L Sparky Lyle, L Ron Reed, R Ramon Aviles, R										4	0	0	0	0	2	2			
Mike Schmidt, R										2	0	0	0	2	0	0			
Gary Matthews, R										3	0	0	0	1	0	4			
Gary Maddox, R OBP: 0.250, SLG: 0.250										4	1	1	0	0	0	1			
Larry Bowa, S										3	0	0	0	0	0	2			
Bob Boone, R Greg Gross, L										2	0	0	0	0	1	1			
Steve Carlton, L Del Unser, L Lonnie Smith, R Keith Moreland, R										2	0	0	0	0	0	1			
<b>Inning Stats</b>	R: 0 E: 0 K: 1 S: 5	H: 1 LOB: 0 BB: 0 P: 5	R: 0 E: 0 K: 0 S: 3	H: 0 LOB: 0 BB: 0 P: 3	R: 0 E: 1 K: 0 S: 4	H: 0 LOB: 1 BB: 0 P: 4	R: 0 E: 0 K: 2 S: 7	H: 0 LOB: 1 BB: 1 P: 11	R: 0 E: 0 K: 1 S: 6	H: 1 LOB: 1 BB: 0 P: 6	R: 0 E: 0 K: 0 S: 3	H: 0 LOB: 0 BB: 1 P: 7	R: 1 E: 0 K: 0 S: 6	H: 3 LOB: 3 BB: 1 P: 10	R: 1 E: 1 K: 0 S: 5	H: 1 LOB: 2 BB: 1 P: 9	1B: 7 2B: 0 3B: 0 HR: 0	SF: 0 SAC: 1 DP: 1 HBP: 0	WP: 0 PA: 38 PB: 0 SB: 3 CS: 1
<b>PITCHER</b>	IP WLS BF H R ER SO BB IBB HBP BLK WP HR S P ERA WHIP	IP WLS BF H R ER SO BB IBB HBP BLK WP HR S P ERA WHIP																	
Tom Seaver, R ERA: 1.13	(1, 1)	8.0	32	6	1	1	4	2	1	0	0	0	0	0	0	37	49	1.12	1.000
Tom Hume, R ERA:	(9, 1)	1.0	W	6	1	1	0	0	0	1	0	0	0	0	0	5	9	0.00	1.000

Philadelphia Phillies @ Cincinnati Reds  
Riverfront Stadium, Cincinnati, OH  
Wed Apr 08 1981, 3:33 AM EST  
Att: 51,716 - Unknown

AB 33  
R 2  
H 7  
RBI 2  
BB 4  
SO 4  
LOB 18



Batter	1	2	3	4	5	6	7	8	9	AB	R	H	RBI	BB	SO	LOB	BOTTOM				
Dave Collins, S OBP: 0.600, SLG: 0.800										5	2	3	0	0	1	1					
Ken Griffey, L OBP: 0.400, SLG: 0.400										5	1	2	1	0	1	1					
Dave Concepcion, R OBP: 0.600, SLG: 1.000										5	0	3	1	0	1	2					
George Foster, R OBP: 0.600, SLG: 0.333										3	0	1	0	2	0	2					
Johnny Bench, R										2	0	0	0	3	1	4					
Dan Driessen, L OBP: 0.600, SLG: 0.667										3	0	1	1	2	2	2					
Ray Knight, R OBP: 0.667, SLG: 1.000										3	0	2	0	0	0	3					
Ron Oester, S										4	0	0	0	0	1	3					
Tom Seaver, R Mike Vail, R Tom Hume, R	(1, 1) (8, PH) (9, 1)	7.0 L 0.1 0.0	32 6 3 1	H: 1 R: 3 ER: 2 SO: 1 BB: 0 P: 6	R: 1 E: 0 K: 1 S: 7	H: 2 LOB: 1 BB: 1 P: 11	R: 0 E: 0 K: 3 S: 10	H: 1 LOB: 0 BB: 0 P: 10	R: 0 E: 0 K: 0 S: 4	H: 1 LOB: 3 BB: 2 P: 12	R: 0 E: 0 K: 1 S: 5	H: 0 LOB: 0 BB: 0 P: 5	R: 0 E: 0 K: 1 S: 6	H: 2 LOB: 1 BB: 0 P: 6	R: 0 E: 0 K: 1 S: 6	H: 1 LOB: 1 BB: 0 P: 6	R: 2 E: 0 K: 1 S: 5	H: 2 LOB: 3 BB: 3 P: 17	1B: 7 2B: 6 3B: 0 HR: 0	SF: 0 SAC: 1 DP: 1 HBP: 0	WP: 3 PA: 42 PB: 0 SB: 1 CS: 1
<b>PITCHER</b>	IP WLS BF H R ER SO BB IBB HBP BLK WP HR S P ERA WHIP	IP WLS BF H R ER SO BB IBB HBP BLK WP HR S P ERA WHIP																			
Steve Carlton, L ERA: 1.29	(1, 1)	7.0	32	9	1	1	8	4	0	0	0	0	0	0	0	44	60	1.29	1.857		
Sparky Lyle, L ERA: 18.0	(8, 1)	1.0	L	6	3	2	2	0	0	0	0	0	0	0	0	8	8	18.00	3.000		
Ron Reed, R ERA:	(9, 1)	0.1	3	0	0	0	1	0	2	0	0	0	0	0	3	11	0.00	0.000			
Tug McGraw, L ERA:	(9, 1)	0.0	1	0	0	0	0	1	0	0	0	0	0	0	4	∞	∞				

Philadelphia Phillies @ Cincinnati Reds  
Riverfront Stadium, Cincinnati, OH  
Wed Apr 08 1981, 3:33 AM EST  
Att: 51,716 - Unknown

AB 34  
R 3  
H 12  
RBI 3  
BB 7  
SO 10  
LOB 21





Batter	1	2	3	4	5	6	7	8	9	AB	R	H	RBI	BB	SO	LOB	TOP					
<b>Pete Rose, S</b> (1, 3) OBP: 0.556, SLG: 0.667										4	2	2	0	0	0	1	<b>Philadelphia Phillies @ St. Louis Cardinals</b> <b>Busch Stadium, St. Louis, MO</b> Sat Apr 11 1981, 3:33 AM CST Att: 38,473 - Unknown					
<b>Manny Trillo, R</b> (1, 4) OBP: 0.333, SLG: 0.250										3	1	1	0	1	0	0						
<b>Bake McBride, L</b> (1, 9) OBP: 0.250, SLG: 0.250 <b>Greg Gross, L</b> (8, 9)										4	0	2	0	0	0	2						
<b>Mike Schmidt, R</b> (1, 5) OBP: 0.500, SLG: 0.800										3	1	1	3	1	0	1						
<b>Gary Matthews, R</b> (1, 7)										4	0	0	0	0	0	3						
<b>Garry Maddox, R</b> (1, 8) OBP: 0.125, SLG: 0.125										4	0	0	0	0	0	0						
<b>Larry Bowa, S</b> (1, 6) OBP: 0.286, SLG: 0.286										4	0	2	0	0	0	0						
<b>Bob Boone, R</b> (1, 2) OBP: 0.167, SLG: 0.667										4	1	1	1	0	0	2						
<b>Dick Ruthven, R</b> (1, 1)										3	0	0	0	0	1	1						
<b>Inning Stats</b>	R: 3 E: 0 K: 0 S: 5	H: 2 LOB: 0 BB: 1 P: 9	R: 0 E: 1 K: 0 S: 4	H: 0 LOB: 1 BB: 0 P: 4	R: 0 E: 0 K: 0 S: 3	H: 0 LOB: 0 BB: 0 P: 3	R: 0 E: 0 K: 0 S: 4	H: 1 LOB: 1 BB: 0 P: 4	R: 0 E: 0 K: 1 S: 5	H: 0 LOB: 0 BB: 0 P: 5	R: 0 E: 0 K: 0 S: 3	H: 1 LOB: 0 BB: 0 P: 3	R: 1 E: 0 K: 0 S: 4	H: 1 LOB: 0 BB: 0 P: 4	R: 1 E: 1 K: 0 S: 4	H: 3 LOB: 1 BB: 1 P: 8	R: 0 E: 0 K: 0 S: 3	H: 1 LOB: 0 BB: 0 P: 3	1B: 6 2B: 1 3B: 1 HR: 2	SF: 0 SAC: 0 DP: 1 HBP: 0	WP: 0 PB: 0 SB: 0 CS: 1	PA: 35
<b>PITCHER</b>	IP WLS BF H R ER SO BB IBB HBP BLK WP HR S P ERA WHIP																					
<b>Bob Forsch, R</b> (1, 1) ERA: 6.43	7.0 L 29 7 5 5 1 1 0 0 0 0 0 2 30 34 6.43 1.143																					
<b>Jim Kaat, L</b> (8, 1) ERA:	0.0 1 1 0 0 0 0 0 0 0 0 0 0 1 1 ∞ ∞																					
<b>Jim Otten, R</b> (8, 1) ERA:	1.0 2 0 0 0 0 0 0 1 0 0 0 0 1 5 0.00 0.000																					
<b>Bob Shirley, L</b> (9, 1) ERA:	1.0 3 1 0 0 0 0 0 0 0 0 0 0 0 3 3 0.00 1.000																					

Batter	1	2	3	4	5	6	7	8	9	AB	R	H	RBI	BB	SO	LOB	BOTTOM			
<b>Garry Templeton, S</b> (1, 6) OBP: 0.250, SLG: 0.500										4	1	1	0	0	1	1	<b>Philadelphia Phillies @ St. Louis Cardinals</b> <b>Busch Stadium, St. Louis, MO</b> Sat Apr 11 1981, 3:33 AM CST Att: 38,473 - Unknown			
<b>Ken Oberkfell, L</b> (1, 5) OBP: 0.250, SLG: 0.250										4	1	1	0	0	0	0				
<b>Keith Hernandez, L</b> (1, 3) OBP: 0.250, SLG: 0.500										4	0	1	1	0	0	1				
<b>George Hendrick, R</b> (1, 9) OBP: 0.500, SLG: 0.333										3	0	1	0	0	0	0				
<b>Darrell Porter, L</b> (1, 2)										4	0	0	0	0	0	3				
<b>Sixto Lezcano, R</b> (1, 7)										3	0	0	0	0	2	1				
<b>Tony Scott, S</b> (1, 8)										3	0	0	0	0	1	0				
<b>Tom Herr, S</b> (1, 4)										3	0	0	0	0	0	0				
<b>Bob Forsch, R</b> (1, 1) ERA: 1.0	R: 0 E: 0 K: 0 S: 3	H: 0 LOB: 0 BB: 0 P: 3	R: 0 E: 0 K: 0 S: 3	H: 0 LOB: 0 BB: 0 P: 3	R: 0 E: 0 K: 1 S: 5	H: 0 LOB: 0 BB: 0 P: 5	R: 2 E: 1 K: 1 S: 7	H: 2 LOB: 1 BB: 0 P: 8	R: 0 E: 0 K: 1 S: 5	H: 0 LOB: 0 BB: 0 P: 5	R: 0 E: 0 K: 1 S: 5	H: 0 LOB: 0 BB: 0 P: 5	R: 0 E: 0 K: 0 S: 4	H: 1 LOB: 1 BB: 0 P: 4	R: 0 E: 0 K: 0 S: 4	H: 2 LOB: 1 BB: 0 P: 4	1B: 2 2B: 3 3B: 0 HR: 0	SF: 0 SAC: 0 DP: 2 HBP: 1	WP: 0 PB: 0 SB: 0 CS: 0	PA: 32
<b>PITCHER</b>	IP WLS BF H R ER SO BB IBB HBP BLK WP HR S P ERA WHIP																			
<b>Dick Ruthven, R</b> (1, 1) ERA: 1.0	9.0 W 32 5 2 1 5 0 0 1 0 0 0 0 41 42 1.00 0.556																			



Batter	1	2	3	4	5	6	7	8	9	AB	R	H	RBI	BB	SO	LOB	TOP										
<b>Pete Rose, S</b> OBP: 0.385, SLG: 0.462 (1, 3)	1-3			6-3	L8			F7		4	0	0	0	0	0	1	Philadelphia Phillies @ St. Louis Cardinals Busch Stadium, St. Louis, MO Sun Apr 12 1981, 3:33 AM CST Att: 21,462 - Unknown										
<b>Manny Trillo, R</b> OBP: 0.308, SLG: 0.333 (1, 4)	6-3			1B			4-3	FC5-4		4	1	1	0	0	0	1											
<b>Bake McBride, L</b> OBP: 0.250, SLG: 0.250 <b>Mike Proly, R</b> (8, 1)	P6			1B			K	K		4	1	1	1	0	2	1											
<b>Mike Schmidt, R</b> OBP: 0.500, SLG: 0.625 (1, 5)				1B			K			3	1	1	0	1	1	0											
<b>Gary Matthews, R</b> OBP: 0.250, SLG: 0.182 (1, 7)	K			1B						4	0	2	1	0	1	1											
<b>Garry Maddox, R</b> OBP: 0.083, SLG: 0.083 (1, 8)	L6			FC6-4			K			4	0	0	1	0	2	3											
<b>Larry Bowa, S</b> OBP: 0.200, SLG: 0.200 (1, 6)				6-3	F7			F8		3	0	0	0	0	0	2											
<b>Bob Boone, R</b> OBP: 0.111, SLG: 0.444 (1, 2)				1-3				K		3	0	0	0	0	1	1											
<b>Larry Christenson, R</b> <b>Sparky Lytle, L</b> <b>Greg Gross, L</b> (8, 9)	1-3							FC5-4		2	0	0	0	0	1	0											
<b>Inning Stats</b>	R: 0 E: 0 K: 0 S: 3	H: 0 LOB: 0 BB: 0 P: 3	R: 0 E: 0 K: 1 S: 4	H: 0 LOB: 0 BB: 1 P: 8	R: 0 E: 0 K: 0 S: 3	H: 0 LOB: 0 BB: 0 P: 3	R: 3 E: 0 K: 0 S: 7	H: 4 LOB: 1 BB: 0 P: 7	R: 0 E: 0 K: 1 S: 5	H: 0 LOB: 0 BB: 0 P: 5	R: 0 E: 0 K: 2 S: 7	H: 0 LOB: 0 BB: 0 P: 7	R: 0 E: 0 K: 2 S: 8	H: 1 LOB: 1 BB: 0 P: 8	R: 0 E: 0 K: 1 S: 5	H: 0 LOB: 1 BB: 1 P: 9	R: 0 E: 0 K: 1 S: 5	H: 0 LOB: 0 BB: 0 P: 5	1B: 4 2B: 2 3B: 0 HR: 0	SF: 0 SAC: 0 DP: 1 HBP: 0	WP: 0 PB: 0 SB: 1 CS: 0	PA: 33					
<b>PITCHER</b>	IP	WLS	BF	H	R	ER	SO	BB	IBB	HBP	BLK	WP	HR	S	P	ERA	WHIP										
<b>Lary Sorensen, R</b> ERA: 4.5 <b>Bruce Sutter, R</b> ERA:	(1, 1)	6.0	W	23	5	3	3	4	1	0	0	0	0	30	34	4.50	1.000										
(7, 1)	3.0	S	10	0	0	0	4	1	0	0	0	0	0	17	21	0.00	0.333										

Batter	1	2	3	4	5	6	7	8	9	AB	R	H	RBI	BB	SO	LOB	BOTTOM										
<b>Garry Templeton, S</b> OBP: 0.444, SLG: 1.000 (1, 6)	WP							5-3		5	3	3	1	0	0	0	Philadelphia Phillies @ St. Louis Cardinals Busch Stadium, St. Louis, MO Sun Apr 12 1981, 3:33 AM CST Att: 21,462 - Unknown										
<b>Ken Oberkfell, L</b> OBP: 0.143, SLG: 0.143 (1, 5)	G3									3	0	0	0	0	0	0											
<b>Keith Hernandez, L</b> OBP: 0.375, SLG: 0.500 (1, 3)	K									4	0	2	1	0	1	0											
<b>George Hendrick, R</b> OBP: 0.375, SLG: 0.286 (1, 9)	K									4	0	1	0	0	1	2											
<b>Darrell Porter, L</b> OBP: 0.250, SLG: 0.375 (1, 2)										4	1	2	0	0	1	2											
<b>Sixto Lezcano, R</b> OBP: 0.286, SLG: 0.429 (1, 7)	FC5-4									4	1	2	1	0	0	3											
<b>Tony Scott, S</b> OBP: 0.286, SLG: 0.857 (1, 8)										4	1	2	1	0	1	2											
<b>Tom Herr, S</b> (1, 4)	4-3									3	0	0	1	0	0	2											
<b>Lary Sorensen, R</b> OBP: 0.333, SLG: 0.333 <b>Bruce Sutter, R</b> (7, 1)										3	1	1	0	0	1	1											
<b>Inning Stats</b>	R: 1 E: 0 K: 2 S: 8	H: 1 LOB: 0 BB: 0 P: 8	R: 0 E: 0 K: 0 S: 4	H: 2 LOB: 1 BB: 0 P: 4	R: 0 E: 0 K: 1 S: 5	H: 0 LOB: 0 BB: 0 P: 5	R: 0 E: 0 K: 0 S: 3	H: 0 LOB: 0 BB: 0 P: 3	R: 3 E: 1 K: 0 S: 8	H: 4 LOB: 2 BB: 0 P: 8	R: 1 E: 0 K: 1 S: 7	H: 2 LOB: 1 BB: 0 P: 7	R: 1 E: 0 K: 1 S: 8	H: 3 LOB: 2 BB: 0 P: 8	R: 1 E: 0 K: 0 S: 4	H: 1 LOB: 0 BB: 0 P: 4	R: 1 E: 0 K: 0 S: 4	H: 1 LOB: 0 BB: 0 P: 4	1B: 7 2B: 3 3B: 2 HR: 1	SF: 1 SAC: 1 DP: 0 HBP: 0	WP: 1 PB: 0 SB: 0 CS: 0	PA: 37					
<b>PITCHER</b>	IP	WLS	BF	H	R	ER	SO	BB	IBB	HBP	BLK	WP	HR	S	P	ERA	WHIP										
<b>Lary Christenson, R</b> ERA: 7.2 <b>Sparky Lytle, L</b> ERA: 9.0 <b>Mike Proly, R</b> ERA: 9.0	(1, 1)	5.0	L	24	9	5	4	3	0	0	0	1	0	30	30	7.20	1.800										
(8, 1)	2.0		9	3	1	1	2	0	0	0	0	0	0	13	13	4.50	1.500										
(8, 1)	1.0		4	1	1	1	0	0	0	0	0	0	1	4	4	9.00	1.000										



Batter	1	2	3	4	5	6	7	8	9	AB	R	H	RBI	BB	SO	LOB	TOP			
Omar Moreno, L (1, 8) OBP: 0.250, SLG: 0.333	0-3 K		0-3 K							4	0	2	1	0	2	1	<b>Pittsburgh Pirates @ Philadelphia Phillies</b> <b>Veterans Stadium, Philadelphia, PA</b> Mon Apr 13 1981, 6:05 PM EST Att: 60,404 - Unknown			
Tim Foli, R (1, 6) OBP: 0.250, SLG: 0.250	0-0 WP S 1B		0-0 P4							4	0	2	0	0	1	3				
Dave Parker, L (1, 9) OBP: 0.250, SLG: 0.500	0-3 K			0-0 F7	0-0 1-3			0-3 K2-3		4	0	0	0	0	2	3				
Bill Robinson, R (1, 3) OBP: 0.200, SLG: 0.200	0-0 F5			0-0 5-3 1B		0-0 P3		0-0 L5		4	0	1	0	0	0	1				
Bill Madlock, R (1, 5) OBP: 0.300, SLG: 0.400 Vance Law, R (7, 4)		0-0 P2		0-0 5-3		0-0 9-5 WP 1B		0-0 F9		3	0	1	0	0	0	1				
Lee Lacy, R (1, 7) OBP: 0.200, SLG: 0.200	0-0 F8			0-0 5-3		0-0 9-5			0-0 G6-4-3 1B	4	0	1	0	0	0	2				
Dale Berra, R (1, 4) OBP: 0.222, SLG: 0.333 (7, 5)	0-0 F8				0-3 K			0-0 L5		4	0	0	0	0	1	1				
Steve Nicosia, R (1, 2) OBP: 0.300, SLG: 0.222			0-0 1B		0-0 SH1-4 1B			0-0 F8	0-0 G6-4-3 1B	4	1	2	0	0	0	1				
John Candelaria, L (1, 1) Kurt Bevacqua, R (7, PH) Eddie Solomon, R (7, 1)			0-0 F5		0-0 SH1-4		4-0 2B BB			1	0	0	0	0	0	1				
<b>Inning Stats</b>	R: 0 E: 0 K: 2 S: 8	H: 1 LOB: 1 BB: 0 P: 8	R: 0 E: 0 K: 0 S: 3	H: 0 LOB: 0 BB: 0 P: 3	R: 0 E: 0 K: 1 S: 6	H: 1 LOB: 1 BB: 0 P: 6	R: 0 E: 0 K: 0 S: 4	H: 1 LOB: 1 BB: 0 P: 4	R: 1 E: 0 K: 1 S: 8	H: 3 LOB: 2 BB: 0 P: 8	R: 0 E: 0 K: 0 S: 3	H: 1 LOB: 2 BB: 1 P: 10	R: 0 E: 0 K: 1 S: 5	H: 0 LOB: 0 BB: 0 P: 5	R: 0 E: 0 K: 0 S: 3	H: 1 LOB: 0 BB: 0 P: 3		1B: 8 2B: 2 3B: 0 HR: 0	SF: 0 SAC: 1 DP: 2 HBP: 0	WP: 2 PB: 0 SB: 1 CS: 0
<b>PITCHER</b> Steve Carlton, L (1, 1) ERA: 1.13	IP: 9.0 WLS: W BF: 35 H: 9 R: 1 ER: 1 SO: 6 BB: 1 IBB: 0 HBP: 0 BLK: 0 WP: 2 HR: 0 S: 46 P: 50 ERA: 1.00 WHIP: 1.111															<b>PITCHER</b>				

Batter	1	2	3	4	5	6	7	8	9	AB	R	H	RBI	BB	SO	LOB	BOTTOM			
Lonnie Smith, R (1, 9) OBP: 0.250, SLG: 0.250 Greg Gross, L (7, 9)	0-0 5-3	0-0 FC4-6 1B		0-0 FC6-4 1B						4	0	1	0	0	0	2	<b>Pittsburgh Pirates @ Philadelphia Phillies</b> <b>Veterans Stadium, Philadelphia, PA</b> Mon Apr 13 1981, 6:05 PM EST Att: 60,404 - Unknown			
Pete Rose, S (1, 3) OBP: 0.444, SLG: 0.556	0-3 K	0-0 1B		0-0 G1-4-3 1B		0-3 K		0-0 2B		5	0	3	0	0	2	3				
Mike Schmidt, R (1, 5)	0-0 E7 2B	0-0 F8		0-0 G1-4-3		4-0 1-2 2-3 3-H BB		0-0 5-3		4	0	1	1	1	0	5				
Gary Matthews, R (1, 7) OBP: 0.250, SLG: 0.200	0-0 P4		0-0 FC5-4 1B		0-0 1-3		0-0 F7			4	0	1	0	0	0	4				
Manny Trillo, R (1, 4) OBP: 0.294, SLG: 0.267		4-0 2B 1B BB	0-0 FC5-4 E SF7		0-0 F9		0-0 3-1			3	2	0	0	1	0	1				
Gary Maddox, R (1, 8) OBP: 0.188, SLG: 0.188		0-0 F8	0-0 E9 1B		0-0 5-3		0-0 S 1B			4	0	2	0	0	0	1				
Larry Bowa, S (1, 6) OBP: 0.214, SLG: 0.308		0-0 1B FC 2B	0-0 SF7		0-0 F9		0-0 P6			3	1	1	1	0	0	1				
Bob Boone, R (1, 2) OBP: 0.231, SLG: 0.462		0-0 FC E 1B	0-0 F7		0-0 1B BB 1B		0-0 1-3			4	2	2	1	0	0	2				
Steve Carlton, L (1, 1) OBP: 0.333, SLG: 0.333		0-0 FC FC4-6		0-0 FC6-4 1B		0-0 BB 1B		0-0 F9		4	0	2	1	0	0	1				
<b>Inning Stats</b>	R: 0 E: 1 K: 1 S: 6	H: 1 LOB: 1 BB: 0 P: 6	R: 3 E: 1 K: 0 S: 7	H: 3 LOB: 2 BB: 1 P: 11	R: 1 E: 1 K: 0 S: 5	H: 2 LOB: 1 BB: 0 P: 5	R: 0 E: 0 K: 0 S: 4	H: 2 LOB: 1 BB: 0 P: 4	R: 0 E: 0 K: 0 S: 3	H: 0 LOB: 0 BB: 0 P: 3	R: 1 E: 0 K: 1 S: 8	H: 3 LOB: 3 BB: 1 P: 12	R: 0 E: 0 K: 0 S: 4	H: 1 LOB: 1 BB: 0 P: 4	R: 0 E: 0 K: 0 S: 4	H: 1 LOB: 1 BB: 0 P: 4		1B: 10 2B: 3 3B: 0 HR: 0	SF: 1 SAC: 0 DP: 1 HBP: 0	WP: 0 PB: 0 SB: 1 CS: 0
<b>PITCHER</b> John Candelaria, L (1, 1) ERA: 6.0 Eddie Solomon, R (7, 1) ERA:	IP: 6.0 WLS: L BF: 31 H: 11 R: 5 ER: 4 SO: 2 BB: 2 IBB: 0 HBP: 0 BLK: 0 WP: 0 HR: 0 S: 33 P: 41 ERA: 6.00 WHIP: 2.167															<b>PITCHER</b>				

AB 33  
R 1  
H 9  
RBI 1  
BB 1  
SO 6  
LOB 14



AB 36  
R 5  
H 13  
RBI 4  
BB 2  
SO 2  
LOB 20









Batter	1	2	3	4	5	6	7	8	9	AB	R	H	RBI	BB	SO	LOB	TOP		
Omar Moreno, L (1, 8) OBP: 0.348, SLG: 0.300	E4 1B						F7		F7	3	1	0	0	2	0	0	Pittsburgh Pirates @ Philadelphia Phillies Veterans Stadium, Philadelphia, PA Thu Apr 16 1981, 6:05 PM EST Att: 26,780 - Unknown		
Vance Law, R (1, 4) Willie Stargell, L (7, PH) Tim Foli, R (7, PR) OBP: 0.500, SLG: 0.500 OBP: 0.231, SLG: 0.231	F8	6-3					G3			3	0	0	0	0	0	2			
Dave Parker, L (1, 9) OBP: 0.227, SLG: 0.364	L5						K		L6-5	4	0	0	0	0	1	3			
Jason Thompson, L (1, 3) OBP: 0.294, SLG: 0.400	1B 2H 1B						F8		F6	4	1	1	1	0	0	0			
Mike Easter, L (1, 7) OBP: 0.444, SLG: 0.438	1B 1-2 1B								K	4	0	2	0	0	1	0			
Bill Madlock, R (1, 5) OBP: 0.450, SLG: 0.526	FC6-4 1-2 2H 1B						F2		S 1B	4	0	3	1	0	0	1			
Dale Berra, R (1, 6) OBP: 0.222, SLG: 0.235	FC6-4 1-2 1B						F7		F8	4	0	0	0	0	0	5			
Steve Nicosia, R (1, 2) Lee Lacy, R (7, PH) Tony Peña, R (7, 2) OBP: 0.294, SLG: 0.313 OBP: 0.333, SLG: 0.333		6-3					4-3		K	2	0	0	0	0	0	1			
Don Robinson, R (1, 1) John Milner, L (7, PH) Eddie Solomon, R (7, 1) Bill Robinson, R (9, PH) OBP: 0.333, SLG: 0.333	5-3						K		F7	1	0	0	0	0	0	1			
Inning Stats	R: 2 E: 1 K: 0 S: 7	H: 3 LOB: 2 BB: 0 P: 7	R: 0 E: 0 K: 0 S: 3	H: 0 LOB: 1 BB: 1 P: 7	R: 0 E: 0 K: 0 S: 3	H: 0 LOB: 0 BB: 0 P: 3	R: 0 E: 0 K: 1 S: 6	H: 1 LOB: 1 BB: 0 P: 6	R: 0 E: 0 K: 0 S: 5	H: 1 LOB: 1 BB: 0 P: 4	R: 1 E: 0 K: 0 S: 4	H: 2 LOB: 1 BB: 1 P: 8	R: 0 E: 0 K: 1 S: 6	H: 1 LOB: 1 BB: 0 P: 6	R: 0 E: 0 K: 1 S: 5	H: 0 LOB: 0 BB: 0 P: 5		1B: 8 SF: 0 2B: 1 SAC: 0 3B: 0 DP: 1 HR: 0 HBP: 0	WP: 0 PA: 37 PB: 0 SB: 4 CS: 0
PITCHER	IP	WLS	BF	H	R	ER	SO	BB	IBB	HBP	BLK	WP	HR	S	P	ERA	WHIP		
Dick Ruthven, R (1, 1) ERA: 1.06	8.0	W	34	8	3	1	3	2	0	0	0	0	0	38	46	1.12	1.250		
Tug McGraw, L (9, 1) ERA:	1.0	S	3	0	0	0	1	0	0	0	0	0	0	5	5	0.00	0.000		

AB 35  
R 3  
H 8  
RBI 3  
BB 2  
SO 4  
LOB 14



Batter	1	2	3	4	5	6	7	8	9	AB	R	H	RBI	BB	SO	LOB	BOTTOM		
Pete Rose, S (1, 3) OBP: 0.519, SLG: 0.692	5-3									4	1	3	1	0	0	0	Pittsburgh Pirates @ Philadelphia Phillies Veterans Stadium, Philadelphia, PA Thu Apr 16 1981, 6:05 PM EST Att: 26,780 - Unknown		
Luis Aquayo, R (1, 4) OBP: 0.200, SLG: 0.200	F8								L6-3	4	0	1	1	0	0	3			
Bake McBride, L (1, 9) Tug McGraw, R (9, 1) OBP: 0.250, SLG: 0.350	4-3									4	0	0	0	0	1	2			
Mike Schmidt, R (1, 5) OBP: 0.385, SLG: 0.571										4	1	1	1	0	1	2			
Gary Matthews, R (1, 7) OBP: 0.320, SLG: 0.478	F6									4	2	2	0	0	0	0			
Gary Maddox, R (1, 8) OBP: 0.250, SLG: 0.250										4	0	3	0	0	0	0			
Larry Bowa, S (1, 6) OBP: 0.227, SLG: 0.286	4-3									4	0	1	0	0	0	2			
Bob Boone, R (1, 2) OBP: 0.222, SLG: 0.389										3	1	1	0	0	0	2			
Dick Ruthven, R (1, 1) Greg Gross, L (9, 9)										2	0	0	0	0	1	2			
Inning Stats	R: 0 E: 0 K: 0 S: 3	H: 0 LOB: 0 BB: 0 P: 3	R: 1 E: 0 K: 0 S: 4	H: 2 LOB: 0 BB: 0 P: 4	R: 2 E: 0 K: 2 S: 10	H: 3 LOB: 1 BB: 0 P: 10	R: 1 E: 1 K: 1 S: 7	H: 3 LOB: 1 BB: 0 P: 7	R: 0 E: 0 K: 0 S: 4	H: 1 LOB: 1 BB: 0 P: 4	R: 0 E: 0 K: 0 S: 3	H: 0 LOB: 0 BB: 0 P: 3	R: 0 E: 1 K: 0 S: 4	H: 1 LOB: 1 BB: 0 P: 4	R: 1 E: 0 K: 0 S: 5	H: 2 LOB: 1 BB: 0 P: 5		1B: 8 SF: 0 2B: 3 SAC: 1 3B: 1 DP: 1 HR: 1 HBP: 0	WP: 2 PA: 34 PB: 1 SB: 0 CS: 1
PITCHER	IP	WLS	BF	H	R	ER	SO	BB	IBB	HBP	BLK	WP	HR	S	P	ERA	WHIP		
Don Robinson, R (1, 1) ERA: 4.5	6.0	L	25	9	4	3	3	0	0	0	0	1	1	31	31	4.50	1.500		
Eddie Solomon, R (7, 1) ERA: 2.25	2.0		9	3	1	1	0	0	0	0	0	1	0	9	9	4.50	1.500		


AB 33  
R 5  
H 12  
RBI 3  
BB 0  
SO 3  
LOB 13












Batter	1	2	3	4	5	6	7	8	9	10	AB	R	H	RBI	BB	SO	LOB	TOP									
Ivan De Jesus, R OBP: 0.310, SLG: 0.200 (1,6)	6-3									K	3	0	1	0	2	1	0	<b>Chicago Cubs @ Philadelphia Phillies</b> Veterans Stadium, Philadelphia, PA Sat. Apr 18 1981, 6:05 PM EST Att: 27,780 - Unknown - 69 F  livebaseballscorecards.com  <b>AB 34</b> <b>R 3</b> <b>H 8</b> <b>RBI 3</b> <b>BB 4</b> <b>SO 9</b> <b>LOB 16</b>    <b>WP: 2 PA: 40</b> <b>PB: 0</b> <b>SB: 0</b> <b>CS: 1</b>									
Bill Buckner, L OBP: 0.207, SLG: 0.214 (1,3)	F4		K		G3-6-3 1B		4-3			F8	5	0	0	0	0	1	5										
Jerry Morales, R OBP: 0.625, SLG: 0.571 (1,8)	F8					6-3					4	1	2	0	1	0	0										
Steve Henderson, R OBP: 0.463, SLG: 0.435 (1,7)											4	1	2	0	1	2	2										
Hector Cruz, R OBP: 0.250, SLG: 0.500 (1,9)											4	1	1	1	0	0	3										
Ken Reitz, R OBP: 0.393, SLG: 0.478 (1,5)											3	0	1	1	0	1	2										
Barry Foote, R (1,2)											3	0	0	1	0	1	2										
Mike Tyson, R Randy Martz, L Joe Strain, R Dick Tidrow, R Leon Durham, L Lee Smith, R (1-4) (4,1) (7,PH) (7,1) (8,PH) (9,1)											2	0	0	0	0	1	0										
Mike Krukow, R Steve Dillard, R (1,1) (4,4)											1	0	0	0	0	0	0										
											3	0	0	0	0	2	2										
<b>Inning Stats</b>	R: 0 E: 0 K: 0 S: 3	H: 0 LOB: 0 BB: 0 P: 3	R: 0 E: 0 K: 1 S: 6	H: 1 LOB: 1 BB: 0 P: 6	R: 0 E: 0 K: 1 S: 5	H: 0 LOB: 1 BB: 1 P: 9	R: 3 E: 0 K: 1 S: 7	H: 2 LOB: 0 BB: 1 P: 11	R: 0 E: 0 K: 1 S: 5	H: 1 LOB: 0 BB: 0 P: 5	R: 0 E: 0 K: 0 S: 3	H: 1 LOB: 3 BB: 0 P: 3	R: 0 E: 0 K: 2 S: 8	H: 1 LOB: 1 BB: 0 P: 8	R: 0 E: 0 K: 0 S: 3	H: 0 LOB: 0 BB: 0 P: 3	R: 0 E: 0 K: 2 S: 7	H: 0 LOB: 1 BB: 1 P: 11	1B: 7 2B: 1 3B: 0 HR: 0	SF: 2 SAC: 0 DP: 1 HBP: 0							
<b>PITCHER</b> Steve Carlton, L ERA: 1.73 (1,1)	IP 10.0	WLS W	BF 40	H 8	R 3	ER 3	SO 9	BB 4	IBB 0	HBP 0	BLK 0	WP 2	HR 0	S 54	P 70	ERA 2.70	WHIP 1.200										

Batter	1	2	3	4	5	6	7	8	9	10	AB	R	H	RBI	BB	SO	LOB	BOTTOM									
Pete Rose, S OBP: 0.474, SLG: 0.559 (1,3)	6-3									6-3	4	1	0	0	2	0	1	<b>Chicago Cubs @ Philadelphia Phillies</b> Veterans Stadium, Philadelphia, PA Sat. Apr 18 1981, 6:05 PM EST Att: 27,780 - Unknown - 69 F  livebaseballscorecards.com  <b>AB 37</b> <b>R 4</b> <b>H 11</b> <b>RBI 3</b> <b>BB 8</b> <b>SO 4</b> <b>LOB 22</b>    <b>WP: 2 PA: 47</b> <b>PB: 0</b> <b>SB: 2</b> <b>CS: 1</b>									
Manny Trillo, R OBP: 0.406, SLG: 0.464 (1,4)											5	2	3	1	1	0	3										
Bake McBride, L OBP: 0.300, SLG: 0.448 (1,9)											4	0	2	1	1	0	0										
Keith Moreland, R OBP: 0.333, SLG: 0.333 (1,5)											4	0	1	1	0	2	5										
Gary Matthews, R OBP: 0.392, SLG: 0.517 (1,7)											3	0	0	0	2	1	2										
Garry Maddox, R OBP: 0.242, SLG: 0.219 (1,8)											4	0	0	0	1	0	4										
Larry Bowa, S OBP: 0.323, SLG: 0.400 (1,6)											5	1	3	0	0	0	2										
Bob Boone, R OBP: 0.423, SLG: 0.500 (1,2)											3	0	2	0	1	1	0										
Steve Carlton, L OBP: 0.200, SLG: 0.200 Del Unser, L OBP: 0.333, SLG: 0.333 (1,1) (10,PH)											4	0	0	0	0	0	5										
											1	0	0	0	0	0	0										
<b>Inning Stats</b>	R: 1 E: 0 K: 0 S: 5	H: 2 LOB: 2 BB: 1 P: 9	R: 1 E: 0 K: 0 S: 4	H: 2 LOB: 1 BB: 1 P: 8	R: 0 E: 0 K: 0 S: 3	H: 1 LOB: 2 BB: 2 P: 11	R: 0 E: 0 K: 0 S: 4	H: 1 LOB: 3 BB: 2 P: 12	R: 0 E: 0 K: 1 S: 6	H: 1 LOB: 2 BB: 1 P: 10	R: 1 E: 1 K: 1 S: 8	H: 2 LOB: 2 BB: 0 P: 8	R: 0 E: 0 K: 1 S: 5	H: 0 LOB: 0 BB: 0 P: 5	R: 0 E: 0 K: 1 S: 5	H: 0 LOB: 0 BB: 0 P: 5	R: 1 E: 0 K: 0 S: 3	H: 1 LOB: 0 BB: 0 P: 3	1B: 8 2B: 2 3B: 0 HR: 1	SF: 1 SAC: 1 DP: 1 HBP: 0							
<b>PITCHER</b> Mike Krukow, R ERA: 4.91 Randy Martz, R ERA: Dick Tidrow, R ERA: Lee Smith, R ERA: 2.0 (1,1) (4,1) (7,1) (9,1)	IP 3.2	WLS 2	BF 21	H 6	R 2	ER 2	SO 0	BB 6	IBB 0	HBP 0	BLK 0	WP 2	HR 0	S 15	P 39	ERA 4.91	WHIP 3.273										



Batter	1	2	3	4	5	6	7	8	9	AB	R	H	RBI	BB	SO	LOB	TOP
Ivan De Jesus, R OBP: 0.273, SLG: 0.172	0-0 B1-3	0-3 K		0-3 K			0-0 6-3			4	0	0	0	0	2	2	<b>Chicago Cubs @ Philadelphia Phillies</b> Veterans Stadium, Philadelphia, PA Sun Apr 19 1981, 3:33 AM EST Att: 30,204 - Unknown - 77 F  <b>AB 32</b> <b>R 3</b> <b>H 6</b> <b>RBI 3</b> <b>BB 1</b> <b>SO 4</b> <b>LOB 11</b> 
Mike Tyson, R OBP: 0.455, SLG: 0.667	0-0 HR	0-0 F5		0-0 6-3			0-0 F8			4	1	1	1	0	0	2	
Bill Buckner, L OBP: 0.212, SLG: 0.313	0-0 6-3		0-0 HR		0-0 F7			0-0 F9		4	1	1	1	0	0	0	
Steve Henderson, R OBP: 0.455, SLG: 0.407	0-0 1B 1B		0-0 1-3		0-3 K			0-0 6-3		4	0	1	0	0	1	0	
Leon Durham, L OBP: 0.276, SLG: 0.269	0-0 1-2 1B		0-0 SF7 3B		0-0 F9			0-0 4-3		4	1	2	0	0	0	0	
Jerry Morales, R OBP: 0.500, SLG: 0.455	0-0 5-3		0-0 E4			0-0 F7		0-0 G4-3 1B		4	0	1	0	0	0	3	
Ken Reitz, R OBP: 0.375, SLG: 0.440		1-0 FC2-5 HBP	0-0 SF7			0-0 5-3		0-0 G4-3 1-2		2	0	0	1	0	0	1	
Barry Foote, R		4-0 FC2-5 BB	0-3 K			0-0 5-3		0-0 F9		3	0	0	0	1	1	1	
Rick Reuschel, R		0-0 FC2-5		0-0 F4			0-0 4-3			3	0	0	0	0	0	2	
Dick Tidrow, R		1-2 2-3F								0	0	0	0	0	0	0	
<b>Inning Stats</b>	R: 1 E: 0 K: 0 S: 6	H: 3 LOB: 2 BB: 0 P: 6	R: 0 E: 0 K: 1 S: 5	H: 0 LOB: 2 BB: 1 P: 10	R: 2 E: 1 K: 1 S: 8	H: 2 LOB: 1 BB: 0 P: 8	R: 0 E: 0 K: 1 S: 5	H: 0 LOB: 0 BB: 0 P: 5	R: 0 E: 0 K: 0 S: 3	H: 0 LOB: 0 BB: 0 P: 3	R: 0 E: 0 K: 0 S: 3	H: 0 LOB: 0 BB: 0 P: 3	R: 0 E: 0 K: 0 S: 3	H: 1 LOB: 0 BB: 0 P: 3	1B: 3 2B: 0 3B: 1 HR: 2	SF: 1 SAC: 0 DP: 1 HBP: 1	WP: 0 PA: 35 PB: 0 SB: 0 CS: 0
<b>PITCHER</b> Nino Espinosa, R ERA: 2.0	IP: 9.0 WLS: W BF: 35	H: 6 R: 3 ER: 2 SO: 4	BB: 1 IBB: 0 HBP: 1 BLK: 0	WP: 0 HR: 2 S: 41 P: 46	ERA: 2.00 WHIP: 0.778	<b>PITCHER</b>											

Batter	1	2	3	4	5	6	7	8	9	AB	R	H	RBI	BB	SO	LOB	BOTTOM
Pete Rose, S OBP: 0.452, SLG: 0.526	0-0 2B WP 1B		0-0 6-3		0-3 K			0-3 K		4	1	1	0	0	2	0	<b>Chicago Cubs @ Philadelphia Phillies</b> Veterans Stadium, Philadelphia, PA Sun Apr 19 1981, 3:33 AM EST Att: 30,204 - Unknown - 77 F  <b>AB 33</b> <b>R 7</b> <b>H 9</b> <b>RBI 5</b> <b>SO 5</b> <b>LOB 12</b> 
Manny Trillo, R OBP: 0.417, SLG: 0.500	0-3 K		0-0 E G3 1B			0-0 6-3		0-0 2B 2B		4	1	2	0	0	1	1	
Bake McBride, L OBP: 0.324, SLG: 0.469	0-0 WP WP 2B		0-0 G3			0-0 1-3		4-0 2B 1B IBB		3	2	1	0	1	0	1	
Greg Gross, L	1-3 2B		1-3			0-0 1-3		0-0 2B 1B IBB		0	0	0	0	0	0	0	
Keith Moreland, R OBP: 0.313, SLG: 0.385	0-0 4-3		0-0 F9			0-0 5-3		0-0 1B 2B		4	0	1	1	0	0	2	
Lonnie Smith, R OBP: 0.250, SLG: 0.250	0-0 FC6-4 BB							0-0 FC4-6 1B 1B		0	1	0	0	0	0	0	
John Vukovich, R	2-3 3-H							1-3 2-H 3-H		0	0	0	0	0	0	0	
Gary Matthews, R OBP: 0.421, SLG: 0.531	4-0 FC6-4 BB				0-3 K			0-0 FC4-6 1B 1B		3	2	2	2	1	1	0	
Gary Maddox, R OBP: 0.243, SLG: 0.222	0-0 FC6-4				0-0 4-3			0-0 FC4-6 1B 1B		4	0	1	0	0	0	3	
Larry Bowa, S OBP: 0.314, SLG: 0.382		0-0 4-3			0-0 F7			0-0 FC4-6 1B 1B		4	0	1	2	0	0	1	
Bob Boone, R OBP: 0.367, SLG: 0.423		0-0 6-3				0-0 5-3		0-0 F6 F7		4	0	0	0	0	0	3	
Nino Espinosa, R		0-0 4-3				0-0 5-3		0-3 K		3	0	0	0	0	1	1	
<b>Inning Stats</b>	R: 2 E: 0 K: 1 S: 7	H: 2 LOB: 1 BB: 1 P: 11	R: 0 E: 0 K: 0 S: 3	H: 0 LOB: 0 BB: 0 P: 3	R: 0 E: 0 K: 0 S: 4	H: 1 LOB: 1 BB: 0 P: 4	R: 0 E: 0 K: 1 S: 5	H: 0 LOB: 0 BB: 0 P: 5	R: 0 E: 0 K: 0 S: 3	H: 0 LOB: 0 BB: 0 P: 3	R: 1 E: 0 K: 1 S: 7	H: 2 LOB: 1 BB: 0 P: 7	R: 4 E: 0 K: 1 S: 9	H: 4 LOB: 2 BB: 1 P: 13	1B: 6 2B: 3 3B: 0 HR: 0	SF: 0 SAC: 0 DP: 0 HBP: 0	WP: 2 PA: 35 PB: 0 SB: 0 CS: 0
<b>PITCHER</b> Rick Reuschel, R ERA: 4.42	IP: 7.1 WLS: L BF: 32	H: 8 R: 7 ER: 7 SO: 5	BB: 1 IBB: 1 HBP: 0 BLK: 0	WP: 2 HR: 0 S: 40 P: 48	ERA: 8.59 WHIP: 1.227	<b>PITCHER</b>											
Dick Tidrow, R	0.2 L	3 L	1 L	0 L	0 L	0 L	0 L	0 L	0 L	0 L	0 L	3 L	3 L	0.00 L	1.500 L		



Batter	1	2	3	4	5	6	7	8	9	AB	R	H	RBI	BB	SO	LOB	TOP			
<b>Pete Rose, S</b> OBP: 0.478, SLG: 0.548 (1, 3)										4	2	3	0	0	0	0	<b>Philadelphia Phillies @ Montreal Expos</b> <b>Olympic Stadium, Montreal, QB</b> Mon Apr 20 1981, 3:33 AM EST Att: 24,817 - Unknown			
<b>Manny Trillo, R</b> OBP: 0.390, SLG: 0.459 (1, 4)										5	1	1	0	0	0	3				
<b>Bake McBride, L</b> OBP: 0.410, SLG: 0.571 (1, 9)										3	3	3	1	2	0	0				
<b>Mike Schmidt, R</b> OBP: 0.387, SLG: 0.600 (1, 5)										4	1	1	1	1	2	5				
<b>Gary Matthews, R</b> OBP: 0.436, SLG: 0.545 <b>Greg Gross, L</b> OBP: 0.444, SLG: 0.667 (1, 7)										1	0	1	1	0	0	0				
<b>Gary Maddox, R</b> OBP: 0.282, SLG: 0.250 (1, 8)										3	1	2	2	0	0	2				
<b>Larry Bowa, S</b> OBP: 0.275, SLG: 0.333 (1, 6)										4	0	0	0	0	0	4				
<b>Bob Boone, R</b> OBP: 0.353, SLG: 0.400 <b>Lonnie Smith, R</b> OBP: 0.250, SLG: 0.250 <b>Tug McGraw, R</b> (8, 1)										4	0	1	0	0	0	2				
<b>Marty Bystrom, R</b> <b>Ramon Aviles, R</b> <b>Ron Reed, R</b> <b>Mike Proly, R</b> <b>Keith Moreland, R</b> OBP: 0.194, SLG: 0.337 (8, 2)										0	0	0	0	0	0	0				
<b>Inning Stats</b>	R: 3 E: 0 K: 1 S: 10	H: 5 LOB: 2 BB: 0 P: 10	R: 0 E: 0 K: 0 S: 5	H: 2 LOB: 0 BB: 0 P: 5	R: 0 E: 0 K: 0 S: 3	H: 1 LOB: 0 BB: 0 P: 3	R: 0 E: 0 K: 0 S: 3	H: 0 LOB: 0 BB: 0 P: 3	R: 2 E: 0 K: 1 S: 5	H: 2 LOB: 0 BB: 0 P: 5	R: 0 E: 0 K: 1 S: 5	H: 0 LOB: 1 BB: 1 P: 9	R: 1 E: 0 K: 0 S: 5	H: 2 LOB: 1 BB: 2 P: 5	R: 2 E: 0 K: 0 S: 5	H: 2 LOB: 2 BB: 2 P: 13		1B: 10 2B: 2 3B: 2 HR: 0	SF: 2 SAC: 0 DP: 0 HBP: 0	WP: 0 PB: 0 SB: 0 CS: 2
<b>PITCHER</b>	IP WLS BF H R ER SO BB IBB HBP BLK WP HR S P ERA WHIP																			
<b>Steve Rogers, R</b> ERA: 6.3 (1, 1)	8.0 W 36 12 6 6 3 1 0 0 0 0 0 0 41 45 6.75 1.625																			
<b>Stan Bahnsen, R</b> ERA: 4.05 (9, 1)	0.1 3 1 2 2 0 1 0 0 0 0 0 0 2 6 54.00 6.000																			
<b>Elias Sosa, R</b> ERA: (9, 1)	0.1 S 1 0 0 0 0 0 0 0 0 0 0 0 1 1 0.00 6.000																			
<b>Woodie Fryman, L</b> ERA: (9, 1)	0.1 S 1 0 0 0 0 0 0 0 0 0 0 0 1 1 0.00 0.000																			



Batter	1	2	3	4	5	6	7	8	9	AB	R	H	RBI	BB	SO	LOB	BOTTOM			
<b>Tim Raines, S</b> OBP: 0.486, SLG: 0.452 (1, 7)										5	0	2	0	0	1	0	<b>Philadelphia Phillies @ Montreal Expos</b> <b>Olympic Stadium, Montreal, QB</b> Mon Apr 20 1981, 3:33 AM EST Att: 24,817 - Unknown			
<b>Rodney Scott, S</b> OBP: 0.156, SLG: 0.069 (1, 4)										4	0	0	0	0	0	1				
<b>Andre Dawson, R</b> OBP: 0.500, SLG: 0.800 (1, 8)										4	2	2	1	0	1	1				
<b>Ellis Valentine, R</b> OBP: 0.176, SLG: 0.200 (1, 9)										3	2	1	1	1	1	1				
<b>Gary Carter, R</b> OBP: 0.433, SLG: 0.481 (1, 2)										4	1	1	1	0	1	0				
<b>Larry Parrish, R</b> OBP: 0.300, SLG: 0.310 (1, 5)										3	2	1	1	1	0	1				
<b>Warren Cromartie, L</b> OBP: 0.281, SLG: 0.300 (1, 3)										4	0	1	2	0	0	2				
<b>Chris Speier, R</b> OBP: 0.226, SLG: 0.214 (1, 6)										3	1	1	0	1	0	1				
<b>Steve Rogers, R</b> OBP: 0.143, SLG: 0.143 <b>Jerry White, S</b> OBP: 0.667, SLG: 1.667 <b>Stan Bahnsen, R</b> (8, PH) <b>Elias Sosa, R</b> OBP: 1.000, SLG: 1.000 <b>Woodie Fryman, R</b> (9, 1)										3	0	0	0	0	3	2				
<b>Inning Stats</b>	R: 4 E: 1 K: 1 S: 9	H: 4 LOB: 1 BB: 1 P: 13	R: 0 E: 0 K: 1 S: 5	H: 0 LOB: 0 BB: 0 P: 5	R: 1 E: 0 K: 1 S: 6	H: 1 LOB: 0 BB: 0 P: 6	R: 0 E: 0 K: 1 S: 5	H: 0 LOB: 0 BB: 0 P: 5	R: 1 E: 0 K: 0 S: 4	H: 1 LOB: 0 BB: 0 P: 4	R: 0 E: 1 K: 1 S: 6	H: 0 LOB: 2 BB: 1 P: 10	R: 0 E: 0 K: 2 S: 8	H: 1 LOB: 1 BB: 0 P: 8	R: 3 E: 0 K: 0 S: 6	H: 3 LOB: 1 BB: 1 P: 10		1B: 6 2B: 1 3B: 0 HR: 3	SF: 0 SAC: 1 DP: 0 HBP: 0	WP: 1 PB: 0 SB: 1 CS: 0
<b>PITCHER</b>	IP WLS BF H R ER SO BB IBB HBP BLK WP HR S P ERA WHIP																			
<b>Marty Bystrom, R</b> ERA: 6.0 (1, 1)	1.0 19 2 2 2 4 0 1 0 0 0 0 2 26 30 3.60 0.400																			
<b>Ron Reed, R</b> ERA: 3.39 (2, 1)	5.0 4 1 0 0 2 0 0 0 0 0 1 0 8 8 0.00 1.000																			
<b>Mike Proly, R</b> ERA: 4.5 (7, 1)	1.0 L 7 3 3 3 0 1 0 0 0 0 0 1 6 10 27.00 4.000																			
<b>Tug McGraw, L</b> ERA: 9.0 (8, 1)	1.0 L 7 3 3 3 0 1 0 0 0 0 0 1 6 10 27.00 4.000																			



Batter	1	2	3	4	5	6	7	8	9	AB	R	H	RBI	BB	SO	LOB	TOP								
<b>Lonnie Smith, R</b> OBP: 0.222, SLG: 0.222 (1, 7)										5	1	1	0	0	1	3	<b>Philadelphia Phillies @ Montreal Expos</b> Olympic Stadium, Montreal, QB Tue Apr 21 1981, 3:33 AM EST Att: 10,887 - Unknown <a href="http://livebaseballscorecards.com">livebaseballscorecards.com</a>								
<b>Pete Rose, S</b> OBP: 0.471, SLG: 0.532 (1, 3)										5	0	2	0	0	0	2									
<b>Bake McBride, L</b> OBP: 0.372, SLG: 0.513 (1, 9)										4	0	0	1	0	0	3									
<b>Mike Schmidt, R</b> OBP: 0.400, SLG: 0.607 (1, 5)										3	1	1	0	1	0	0									
<b>Manny Trillo, R</b> OBP: 0.364, SLG: 0.425 (1, 4)										3	0	0	0	0	0	4									
<b>Gary Maddox, R</b> OBP: 0.261, SLG: 0.250 (1, 8)										4	1	1	0	0	0	2									
<b>Larry Bowa, S</b> OBP: 0.295, SLG: 0.349 (1, 6)										4	0	2	1	0	0	0									
<b>Luis Aquayo, R</b> OBP: 0.333, SLG: 0.333 (8, 6)										0	0	0	0	0	0	0									
<b>Bob Boone, R</b> OBP: 0.342, SLG: 0.412 (1, 2)										4	0	1	0	0	2	2									
<b>Dick Ruthven, R</b> OBP: 0.125, SLG: 0.125 (1, 1)										3	0	1	1	0	0	1									
<b>Sparky Lyle, L</b> OBP: 0.500, SLG: 0.857 (9, PH)										0	0	0	0	0	0	0									
<b>Inning Stats</b>	R: 0 E: 1 K: 0 S: 5	H: 1 LOB: 2 BB: 0 P: 5	R: 0 E: 0 K: 0 S: 4	H: 1 LOB: 1 BB: 0 P: 4	R: 0 E: 0 K: 0 S: 3	H: 1 LOB: 0 BB: 0 P: 3	R: 2 E: 1 K: 1 S: 9	H: 3 LOB: 2 BB: 0 P: 9	R: 0 E: 0 K: 0 S: 4	H: 0 LOB: 0 BB: 0 P: 3	R: 1 E: 0 K: 0 S: 4	H: 1 LOB: 0 BB: 0 P: 4	R: 0 E: 0 K: 0 S: 3	H: 1 LOB: 0 BB: 0 P: 3	R: 0 E: 0 K: 2 S: 8	H: 1 LOB: 1 BB: 0 P: 8	1B: 7 2B: 4 3B: 0 HR: 0	SF: 0 SAC: 1 DP: 1 HBP: 0	WP: 0 PB: 0 SB: 1 CS: 1	PA: 39					
<b>PITCHER</b> <b>Scott Sanderson, R</b> ERA: 0.6 (1, 1)	IP: 9.0 WLS: W BF: 38	H: 10 R: 3 ER: 1 SO: 3	BB: 1 IBB: 0 HBP: 0 BLK: 0	WP: 0 HR: 0 S: 43 P: 47	ERA: 1.00 WHIP: 1.222																				

Batter	1	2	3	4	5	6	7	8	9	AB	R	H	RBI	BB	SO	LOB	BOTTOM								
<b>Tim Raines, S</b> OBP: 0.524, SLG: 0.556 (1, 7)										5	2	4	2	0	0	2	<b>Philadelphia Phillies @ Montreal Expos</b> Olympic Stadium, Montreal, QB Tue Apr 21 1981, 3:33 AM EST Att: 10,887 - Unknown <a href="http://livebaseballscorecards.com">livebaseballscorecards.com</a>								
<b>Rodney Scott, S</b> OBP: 0.216, SLG: 0.094 (1, 4)										3	2	1	2	2	0	0									
<b>Jerry Manuel, S</b> OBP: 0.184, SLG: 0.212 (7, PR)										0	0	0	0	0	0	0									
<b>Andre Dawson, R</b> OBP: 0.487, SLG: 0.735 (1, 8)										4	1	1	0	1	0	5									
<b>Ellis Valentine, R</b> OBP: 0.184, SLG: 0.212 (1, 9)										3	1	1	3	0	0	3									
<b>Tim Lincecum, R</b> OBP: 0.167, SLG: 0.667 (6, PR)										1	0	0	0	0	1	0									
<b>Gary Carter, R</b> OBP: 0.429, SLG: 0.548 (1, 2)										4	1	1	2	1	0	4									
<b>Larry Parrish, R</b> OBP: 0.286, SLG: 0.294 (1, 5)										5	0	1	0	0	2	2									
<b>Warren Cromartie, L</b> OBP: 0.324, SLG: 0.324 (1, 3)										4	2	2	0	1	0	1									
<b>Chris Speier, R</b> OBP: 0.257, SLG: 0.250 (1, 6)										4	1	2	0	0	0	1									
<b>Scott Sanderson, R</b> OBP: 0.500, SLG: 0.800 (1, 1)										3	0	0	0	0	2	3									
<b>Inning Stats</b>	R: 0 E: 0 K: 0 S: 4	H: 1 LOB: 2 BB: 1 P: 8	R: 0 E: 0 K: 1 S: 7	H: 2 LOB: 2 BB: 0 P: 7	R: 2 E: 0 K: 0 S: 5	H: 2 LOB: 0 BB: 0 P: 5	R: 0 E: 0 K: 1 S: 5	H: 0 LOB: 0 BB: 0 P: 5	R: 2 E: 0 K: 1 S: 7	H: 2 LOB: 1 BB: 1 P: 11	R: 5 E: 0 K: 1 S: 9	H: 3 LOB: 1 BB: 2 P: 17	R: 1 E: 0 K: 0 S: 5	H: 2 LOB: 2 BB: 1 P: 9	R: 0 E: 0 K: 1 S: 6	H: 1 LOB: 1 BB: 0 P: 6	1B: 10 2B: 2 3B: 0 HR: 1	SF: 1 SAC: 1 DP: 1 HBP: 0	WP: 2 PB: 0 SB: 7 CS: 0	PA: 43					
<b>PITCHER</b> <b>Dick Ruthven, R</b> ERA: 3.63 (1, 1)	IP: 5.1 WLS: L BF: 28	H: 4 R: 3 ER: 7 SO: 3	BB: 3 IBB: 0 HBP: 0 BLK: 0	WP: 0 HR: 1 S: 31 P: 43	ERA: 11.81 WHIP: 2.250																				
<b>Sparky Lyle, L</b> ERA: 7.04 (6, 1)	IP: 2.2 WLS: L BF: 15	H: 4 R: 3 ER: 3 SO: 2	BB: 1 IBB: 1 HBP: 0 BLK: 0	WP: 2 HR: 0 S: 17 P: 25	ERA: 10.12 WHIP: 1.875																				



Batter	1	2	3	4	5	6	7	8	9	10	11	AB	R	H	RBI	BB	SO	LOB	TOP	
Lonnie Smith, R OBP: 0.214, SLG: 0.154 Tug McGraw, R (10, 1)	F8		4-3			1B HBP		L9		F9		4	0	0	0	0	0	1		
Pete Rose, S OBP: 0.462, SLG: 0.529 (1, 3)								K		F9		4	0	2	0	1	1	1		
Greg Gross, L OBP: 0.400, SLG: 0.583 (1, 9)	K											5	1	1	0	0	1	5		
Mike Schmidt, R OBP: 0.400, SLG: 0.656 (1, 5)	K											4	1	1	2	1	2	1		
Manny Trillo, R OBP: 0.375, SLG: 0.432 (1, 4)												4	0	2	0	0	0	0		
Gary Maddox, R OBP: 0.255, SLG: 0.245 (1, 8)												5	1	1	0	0	1	3		
Larry Bowa, S OBP: 0.292, SLG: 0.340 (1, 6)	6-3											4	0	1	1	0	0	1		
Bob Boone, R OBP: 0.333, SLG: 0.395 (1, 2)												4	0	1	0	0	0	1		
Larry Christenson, R OBP: 0.167, SLG: 0.167 Del Unser, L OBP: 0.505, SLG: 0.500 Mike Proly, R (8, 1) Dick Davis, R (10, 7)												1	0	0	0	0	1	0		
												1	0	1	0	0	0	0		
												0	0	0	0	0	0	0		
												1	0	0	0	0	0	0		
<b>Inning Stats</b>	R: 0 E: 0 K: 2 S: 7	H: 0 LOB: 1 BB: 1 P: 11	R: 0 E: 0 K: 0 S: 3	H: 0 LOB: 0 BB: 0 P: 3	R: 0 E: 0 K: 1 S: 5	H: 0 LOB: 0 BB: 0 P: 5	R: 0 E: 0 K: 1 S: 5	H: 1 LOB: 0 BB: 0 P: 5	R: 0 E: 0 K: 0 S: 3	H: 1 LOB: 0 BB: 0 P: 3	R: 0 E: 0 K: 1 S: 6	H: 4 LOB: 0 BB: 0 P: 6	R: 0 E: 0 K: 0 S: 3	H: 0 LOB: 0 BB: 0 P: 3	R: 0 E: 0 K: 0 S: 4	H: 1 LOB: 1 BB: 0 P: 4	1B: 9 2B: 1 3B: 0 HR: 1	SF: 0 SAC: 2 DP: 4 HBP: 1	WP: 0 PB: 0 SB: 0 CS: 0	PA: 42
<b>PITCHER</b>	IP ERA WLS BF H R ER SO BB IBB HBP BLK WP HR S P ERA WHIP																			
Bill Gullickson, R ERA: 2.2 (1, 1)	8.1 2.2 5 33 8 3 0 6 2 0 1 0 0 1 42 51 2.16 1.200																			
Woodie Fryman, L ERA: (9, 1)	1.2 5 1 0 0 0 0 0 0 0 0 0 0 0 5 5 0.00 0.600																			
Elias Sosa, R ERA: (11, 1)	1.0 W 4 1 0 0 0 0 0 0 0 0 0 0 4 4 0.00 1.000																			

Philadelphia Phillies @ Montreal Expos  
Olympic Stadium, Montreal, QB  
Wed Apr 22 1981, 3:33 AM EST  
Att: 14,176 - Unknown

livebaseballscorecards.com

AB 37  
R 3  
H 10  
RBI 3  
BB 2  
SO 6  
LOB 13



Batter	1	2	3	4	5	6	7	8	9	10	11	AB	R	H	RBI	BB	SO	LOB	BOTTOM			
Tim Raines, S OBP: 0.511, SLG: 0.525 (1, 7)	F7											4	1	1	0	0	0	1				
Rodney Scott, S OBP: 0.293, SLG: 0.114 Jerry Manuel, S (8, 4)	F7											3	0	1	0	0	0	1				
Andre Dawson, R OBP: 0.455, SLG: 0.658 (1, 8)	K											4	0	0	0	1	1	1				
Ellis Valentine, R OBP: 0.186, SLG: 0.297 (1, 9)												4	1	1	2	0	1	0				
Gary Carter, R OBP: 0.425, SLG: 0.611 (1, 2)												5	2	2	1	0	2	1				
Larry Parrish, R OBP: 0.325, SLG: 0.297 (1, 5)												3	0	1	0	2	0	0				
Warren Cromartie, L OBP: 0.333, SLG: 0.314 Willie Montanez, L OBP: 0.429, SLG: 0.333 (8, 3)												1	0	0	0	1	0	0				
Chris Speier, R OBP: 0.231, SLG: 0.222 (1, 6)												2	0	1	1	1	0	1				
Bill Gullickson, R OBP: 0.333, SLG: 0.500 Woodie Fryman, R (8, 1)												1	0	0	0	1	0	0				
Tim Wallach, R OBP: 0.296, SLG: 0.667 Elias Sosa, R OBP: 1.000, SLG: 1.000 (11, 1)												0	0	0	0	1	0	0				
												0	0	0	0	0	0	0				
												0	0	0	0	1	0	0				
<b>Inning Stats</b>	R: 0 E: 0 K: 1 S: 5	H: 0 LOB: 0 BB: 0 P: 5	R: 0 E: 1 K: 1 S: 6	H: 1 LOB: 2 BB: 1 P: 10	R: 0 E: 0 K: 0 S: 4	H: 1 LOB: 1 BB: 0 P: 4	R: 0 E: 0 K: 1 S: 5	H: 0 LOB: 0 BB: 0 P: 5	R: 0 E: 0 K: 1 S: 5	H: 2 LOB: 1 BB: 1 P: 9	R: 1 E: 0 K: 1 S: 5	H: 0 LOB: 1 BB: 1 P: 10	R: 0 E: 0 K: 1 S: 4	H: 0 LOB: 0 BB: 1 P: 8	R: 0 E: 0 K: 0 S: 2	H: 0 LOB: 0 BB: 1 P: 6	R: 1 E: 0 K: 1 S: 6	H: 2 LOB: 2 BB: 1 P: 10	1B: 5 2B: 0 3B: 0 HR: 2	SF: 1 SAC: 0 DP: 2 HBP: 1	WP: 1 PB: 0 SB: 1 CS: 0	PA: 43
<b>PITCHER</b>	IP ERA WLS BF H R ER SO BB IBB HBP BLK WP HR S P ERA WHIP																					
Larry Christenson, R ERA: 3.32 (1, 1)	7.0 3.32 2 27 5 2 2 4 2 0 2 0 0 2 33 41 2.57 1.000																					
Mike Proly, R ERA: 3.0 (8, 1)	2.0 8 0 1 0 2 1 1 1 1 0 0 0 0 9 18 0.00 0.500																					
Tug McGraw, L ERA: 7.71 (10, 1)	1.2 L 8 2 1 1 1 1 1 1 0 0 1 0 8 16 5.40 1.800																					

Philadelphia Phillies @ Montreal Expos  
Olympic Stadium, Montreal, QB  
Wed Apr 22 1981, 3:33 AM EST  
Att: 14,176 - Unknown

livebaseballscorecards.com

AB 35  
R 4  
H 7  
RBI 4  
BB 6  
SO 7  
LOB 10





Batter	1	2	3	4	5	6	7	8	9	AB	R	H	RBI	BB	SO	LOB	TOP				
Lonnie Smith, R OBP: 0.158, SLG: 0.111 Ron Reed, R (8, 1)	F8		4-3		L3		K	FC3-6-2		5	0	0	0	0	1	3					
Pete Rose, S OBP: 0.475, SLG: 0.536 (1, 3)	F7		6-3						L6	5	1	2	0	0	0	0					
Bake McBride, L OBP: 0.391, SLG: 0.524 Greg Gross, L OBP: 0.412, SLG: 0.538 (1, 9) (5, 9)	K2-3								6-3	3	1	2	2	0	1	0					
Mike Schmidt, R OBP: 0.444, SLG: 0.750 (1, 5)									6-3	1	0	0	0	1	0	0					
Manny Trillo, R OBP: 0.377, SLG: 0.404 (1, 4)									1B	4	2	3	2	1	0	2					
Gary Maddox, R OBP: 0.273, SLG: 0.283 (1, 8)									1B	3	0	0	0	1	0	5					
Larry Bowa, S OBP: 0.288, SLG: 0.320 (1, 6)									F8	4	1	2	1	0	0	3					
Bob Boone, R OBP: 0.326, SLG: 0.366 (1, 2)									6-3	3	0	0	0	1	0	2					
Steve Carlton, L OBP: 0.231, SLG: 0.167 Del Unser, L OBP: 0.400, SLG: 0.500 (8, PH) (8, 7)									1B	2	1	0	0	1	0	0					
<b>Inning Stats</b>	R: 0 E: 0 K: 1 S: 5	H: 0 LOB: 0 BB: 0 P: 5	R: 1 E: 0 K: 0 S: 4	H: 2 LOB: 1 BB: 1 P: 8	R: 0 E: 0 K: 0 S: 3	H: 0 LOB: 2 BB: 1 P: 3	R: 0 E: 0 K: 0 S: 4	H: 1 LOB: 2 BB: 1 P: 8	R: 4 E: 0 K: 0 S: 6	H: 3 LOB: 1 BB: 1 P: 11	R: 0 E: 0 K: 0 S: 3	H: 0 LOB: 0 BB: 0 P: 3	R: 0 E: 0 K: 1 S: 6	H: 1 LOB: 2 BB: 1 P: 10	R: 1 E: 0 K: 0 S: 3	H: 1 LOB: 1 BB: 2 P: 11	R: 0 E: 0 K: 0 S: 4	H: 1 LOB: 1 BB: 0 P: 4	1B: 6 2B: 2 3B: 0 HR: 1	SF: 1 SAC: 0 DP: 2 HBP: 1	WP: 0 PA: 41 PB: 0 SB: 0 CS: 0
<b>PITCHER</b>	IP	WLS	BF	H	R	ER	SO	BB	IBB	HBP	BLK	WP	HR	S	P	ERA	WHIP				
Rick Reuschel, R ERA: 5.4 (1, 1)	5.0	L	24	6	5	5	1	3	0	1	0	0	1	22	35	9.00	1.800				
Randy Martz, R ERA: 1.42 (6, 1)	1.0		3	0	0	0	0	0	0	0	0	0	0	3	3	0.00	0.000				
Lee Smith, R ERA: 1.93 (7, 1)	2.0		10	2	1	1	1	2	1	0	0	0	0	9	21	4.50	2.000				
Dick Tidrow, R ERA: 4.0 (9, 1)	1.0		4	1	0	0	0	0	0	0	0	0	0	4	4	0.00	1.000				

Philadelphia Phillies @ Chicago Cubs  
Wrigley Field, Chicago, IL  
Fri Apr 24 1981, 3:33 AM CST  
Att: 6,274 - Unknown

AB	33
R	6
H	9
RBI	6
BB	6
SO	2
LOB	19



Batter	1	2	3	4	5	6	7	8	9	AB	R	H	RBI	BB	SO	LOB	BOTTOM				
Ivan De Jesus, R OBP: 0.224, SLG: 0.156 (1, 6)	5-3		F8		K	FC6-4			4-3	5	0	1	0	0	1	1					
Mike Tyson, R OBP: 0.308, SLG: 0.417 (1, 4)			K			FC6-4			K	5	2	2	0	0	2	2					
Bill Buckner, L OBP: 0.224, SLG: 0.375 (1, 3)	4-3									4	1	2	3	0	0	1					
Steve Henderson, R OBP: 0.449, SLG: 0.452 (1, 7)									6-3	4	0	3	1	0	0	0					
Jerry Morales, R OBP: 0.391, SLG: 0.364 (1, 8)			F7		F8				5-3	4	0	1	0	0	0	3					
Hector Cruz, R OBP: 0.222, SLG: 0.333 (1, 9)	FC6-4				FC4				1-3	4	0	1	0	0	0	3					
Ken Reitz, R OBP: 0.289, SLG: 0.316 (1, 5)					4-3				F8	4	0	0	0	0	1	1					
Barry Foote, R (1, 2)									5-3	3	0	0	0	0	1	0					
Jim Tracy, L OBP: 0.182, SLG: 0.111 Dick Tidrow, R (8, PH) (9, 1)					F8				4-3	1	0	0	0	0	0	0					
Rick Reuschel, R Steve Dillard, R Randy Martz, L Joe Strain, R Scott Thompson, L Lee Smith, R Tim Lincecum, S (1, 1) (5, PH) (6, 1) (6, PH) (6, PH) (7, 1) (9, 2)									4-3	1	0	0	0	0	1	0					
<b>Inning Stats</b>	R: 1 E: 0 K: 0 S: 6	H: 3 LOB: 2 BB: 0 P: 6	R: 0 E: 0 K: 3 S: 9	H: 0 LOB: 0 BB: 0 P: 9	R: 0 E: 0 K: 1 S: 7	H: 2 LOB: 2 BB: 0 P: 7	R: 0 E: 0 K: 0 S: 3	H: 1 LOB: 0 BB: 0 P: 3	R: 3 E: 0 K: 1 S: 9	H: 4 LOB: 1 BB: 0 P: 9	R: 0 E: 0 K: 0 S: 5	H: 2 LOB: 2 BB: 0 P: 5	R: 0 E: 0 K: 0 S: 3	H: 0 LOB: 0 BB: 0 P: 3	R: 0 E: 0 K: 0 S: 3	H: 0 LOB: 0 BB: 0 P: 3	R: 0 E: 0 K: 1 S: 5	H: 0 LOB: 0 BB: 0 P: 5	1B: 11 2B: 0 3B: 0 HR: 1	SF: 0 SAC: 0 DP: 0 HBP: 0	WP: 0 PA: 38 PB: 0 SB: 0 CS: 1
<b>PITCHER</b>	IP	WLS	BF	H	R	ER	SO	BB	IBB	HBP	BLK	WP	HR	S	P	ERA	WHIP				
Steve Carlton, L ERA: 2.45 (1, 1)	7.0	W	32	12	4	4	5	0	0	0	0	0	0	42	42	5.14	1.714				
Ron Reed, R ERA: 2.45 (8, 1)	2.0	S	6	0	0	0	1	0	0	0	0	0	0	8	8	0.00	0.000				

Philadelphia Phillies @ Chicago Cubs  
Wrigley Field, Chicago, IL  
Fri Apr 24 1981, 3:33 AM CST  
Att: 6,274 - Unknown

AB	38
R	4
H	12
RBI	4
BB	0
SO	6
LOB	11





Batter	1	2	3	4	5	6	7	8	9	AB	R	H	RBI	BB	SO	LOB	TOP								
<b>Pete Rose, S</b> OBP: 0.455, SLG: 0.500 (1, 3)	L8		G3			F8 1B 5-3 BB	F7		F7	4	1	0	0	1	0	1	<b>Philadelphia Phillies @ Chicago Cubs</b> Wrigley Field, Chicago, IL Sat Apr 25 1981, 3:33 AM CST Att: 10,990 - Unknown - 45 F								
<b>Manny Trillo, R</b> OBP: 0.379, SLG: 0.404 (1, 4)	1-3					F8 1B 1-2	K		F9	5	1	2	1	0	1	0									
<b>Bake McBride, L</b> OBP: 0.380, SLG: 0.500 <b>Lonnie Smith, R</b> OBP: 0.150, SLG: 0.105 (8, PR) (8, 9)	F2		3-4-3			F8 1B 1-2 2-3			6-3	4	0	1	0	0	0	3									
<b>Mike Schmidt, R</b> OBP: 0.429, SLG: 0.700 (1, 5)		E6 L9 BB 8-2		4-3		5-3			1B 1B	4	1	1	1	0	0	1									
<b>Gary Matthews, R</b> OBP: 0.442, SLG: 0.528 (1, 7)				K		3-H 1B 1B			K	3	1	1	1	1	2	2									
<b>Gary Maddox, R</b> OBP: 0.288, SLG: 0.298 (1, 8)		L9 2-3		6-3		2-H 1B 1B			1B E 1B	4	1	2	1	0	0	2									
<b>Larry Bowa, S</b> OBP: 0.304, SLG: 0.333 (1, 6)		8-2 3-H			4-3	1-2 2-H 1B			E CS 1B	4	0	2	2	0	0	2									
<b>Bob Boone, R</b> OBP: 0.340, SLG: 0.378 (1, 2)			G3 SH1-4 1B		6-3	F8			E7 1-3 2-H 1B	4	1	2	1	0	0	2									
<b>Nino Espinosa, R</b> (1, 1)			SH1-4						4-3	0	0	0	0	0	0	0									
<b>Ramon Aviles, R</b> (5, PH)									6-3	1	0	0	0	0	1	0									
<b>Mike Proly, R</b> (7, PH)									4-3	0	0	0	0	0	0	0									
<b>Greg Gross, L</b> OBP: 0.389, SLG: 0.500 <b>Sparky Lyle, L</b> (7, 1)									3-H	1	0	0	0	0	0	3									
<b>Inning Stats</b>	R: 0 E: 0 K: 0 S: 3	H: 0 LOB: 0 BB: 0 P: 3	R: 0 E: 1 K: 0 S: 3	H: 0 LOB: 1 BB: 1 P: 7	R: 1 E: 0 K: 0 S: 5	H: 2 LOB: 1 BB: 0 P: 5	R: 0 E: 0 K: 1 S: 5	H: 0 LOB: 0 BB: 0 P: 5	R: 0 E: 0 K: 1 S: 5	H: 0 LOB: 0 BB: 0 P: 5	R: 3 E: 0 K: 0 S: 7	H: 4 LOB: 2 BB: 1 P: 11	R: 0 E: 0 K: 1 S: 5	H: 0 LOB: 0 BB: 0 P: 5	R: 3 E: 1 K: 1 S: 9	H: 5 LOB: 2 BB: 0 P: 9	R: 0 E: 0 K: 0 S: 3	H: 0 LOB: 0 BB: 0 P: 3	1B: 11 2B: 1 3B: 0 HR: 0	SF: 0 SAC: 1 DP: 1 HBP: 0	WP: 0 PB: 0 SB: 0 CS: 1	PA: 39			
<b>PITCHER</b>	IP	WLS	BF	H	R	ER	SO	BB	IBB	HBP	BLK	WP	HR	S	P	ERA	WHIP								
<b>Lynn McGlothen, R</b> ERA: 4.26 <b>Lee Smith, R</b> ERA: 1.75 <b>Dick Tidrow, R</b> ERA: 6.75 <b>Rawly Eastwick, R</b> ERA: 2.35	(1, 1)	5.2	24	5	4	4	2	2	0	0	0	0	0	26	34	6.35	1.235								

Batter	1	2	3	4	5	6	7	8	9	AB	R	H	RBI	BB	SO	LOB	BOTTOM								
<b>Ivan De Jesus, R</b> OBP: 0.226, SLG: 0.146 (1, 6)	S 1B BB		F9		F9		F8			3	1	0	0	1	0	1	<b>Philadelphia Phillies @ Chicago Cubs</b> Wrigley Field, Chicago, IL Sat Apr 25 1981, 3:33 AM CST Att: 10,990 - Unknown - 45 F								
<b>Scott Fletcher, R</b> OBP: 0.250, SLG: 0.250 (1, 4)	L4 1-2		6-3		4-3				G4-6-3 1B	4	0	1	0	0	0	1									
<b>Bill Buckner, L</b> OBP: 0.226, SLG: 0.365 (1, 3)	F7				P6				F8	4	1	1	0	0	0	2									
<b>Steve Henderson, R</b> OBP: 0.453, SLG: 0.500 (1, 7)									G4-6-3 1-2	4	1	2	2	0	1	1									
<b>Leon Durham, L</b> OBP: 0.237, SLG: 0.286 (1, 9)	K								1-4-3	4	1	1	1	0	2	1									
<b>Jerry Morales, R</b> OBP: 0.407, SLG: 0.462 (1, 8)			G5-4-3 1B		SF7 3B		F5		6-3	4	1	2	1	0	0	0									
<b>Ken Reitz, R</b> OBP: 0.286, SLG: 0.317 (1, 5)	F7				SF7		G3			3	0	1	1	0	0	1									
<b>Barry Foote, R</b> (1, 2)		G5-4-3 1-2			F7		F8		K	4	0	0	0	0	1	2									
<b>Lynn McGlothen, L</b> OBP: 0.167, SLG: 0.333 <b>Lee Smith, R</b> (6, 1)					F8					2	0	0	0	0	0	0									
<b>Hector Cruz, R</b> OBP: 0.300, SLG: 0.333 <b>Dick Tidrow, R</b> (8, 1)					1-6-3					0	0	0	0	1	0	0									
<b>Rawly Eastwick, R</b> (8, 1)							BB			0	0	0	0	0	0	0									
<b>Inning Stats</b>	R: 1 E: 0 K: 1 S: 6	H: 1 LOB: 1 BB: 1 P: 10	R: 0 E: 0 K: 0 S: 3	H: 1 LOB: 0 BB: 0 P: 3	R: 0 E: 0 K: 0 S: 3	H: 0 LOB: 0 BB: 0 P: 3	R: 4 E: 0 K: 0 S: 7	H: 4 LOB: 0 BB: 0 P: 7	R: 0 E: 0 K: 2 S: 7	H: 0 LOB: 0 BB: 0 P: 7	R: 0 E: 0 K: 0 S: 3	H: 1 LOB: 1 BB: 1 P: 7	R: 0 E: 0 K: 0 S: 3	H: 1 LOB: 0 BB: 0 P: 3	R: 0 E: 0 K: 1 S: 6	H: 1 LOB: 1 BB: 0 P: 6	1B: 5 2B: 0 3B: 3 HR: 0	SF: 1 SAC: 0 DP: 2 HBP: 0	WP: 0 PB: 0 SB: 1 CS: 0	PA: 35					
<b>PITCHER</b>	IP	WLS	BF	H	R	ER	SO	BB	IBB	HBP	BLK	WP	HR	S	P	ERA	WHIP								
<b>Nino Espinosa, R</b> ERA: 4.85 <b>Mike Proly, R</b> ERA: 2.55 <b>Sparky Lyle, L</b> ERA: 5.06	(1, 1)	4.0	18	6	5	5	1	1	0	0	0	0	0	10	10	0.00	1.750								

AB	36
R	7
H	11
RBI	7
BB	2
SO	4
LOB	16





Batter	1	2	3	4	5	6	7	8	9	AB	R	H	RBI	BB	SO	LOB	TOP										
<b>Pete Rose, S</b> OBP: 0.437, SLG: 0.477 <b>Tug McGraw, R</b> (8, 1)	0-0 BB 1B	0-0 P6	0-0 5-3	0-0 5-3	0-0 5-3	0-0 F9	0-0 FC1-5 WP	0-0 FC1-5 WP	0-0 FC1-5 WP	5	0	1	0	0	0	2											
<b>Manny Trillo, R</b> OBP: 0.355, SLG: 0.375 <b>Luis Aguayo, R</b> OBP: 0.429, SLG: 0.333	0-3 K	0-0 6-3	0-0 6-3	0-0 F7	0-0 F7	0-0 K	0-0 K	0-0 FC6-4 BB	0-0 FC6-4 BB	4	0	0	0	0	2	1											
<b>Bake McBride, L</b> OBP: 0.396, SLG: 0.521 <b>Lonnie Smith, R</b> OBP: 0.182, SLG: 0.143	4-0 BB	0-0 BB	0-0 HR	0-0 G3	0-0 G3	0-0 FC4-6 1B	0-0 FC4-6 1B	0-0 FC6-4	0-0 FC6-4	2	1	1	0	1	0	0											
<b>Mike Schmidt, R</b> OBP: 0.444, SLG: 0.750 <b>John Vukovich, R</b> (9, 5)	0-0 F3	0-0 F3	0-0 HR	0-0 HR	0-0 G5-3 1B	0-0 G5-3 1B	0-0 FC4-6 IBB	0-0 FC4-6 IBB	0-0 4-3	4	1	2	2	1	0	2											
<b>Gary Matthews, R</b> OBP: 0.438, SLG: 0.487 <b>Greg Gross, L</b> OBP: 0.389, SLG: 0.500	0-3 K	0-0 K	0-0 BB	0-0 BB	0-0 BB	0-0 FC4-6 1B	0-0 FC4-6 1B	0-0 FC4-6 1B	0-0 5-3	3	1	0	0	2	1	4											
<b>Gary Maddox, R</b> OBP: 0.317, SLG: 0.317 <b>Del Unser, L</b> OBP: 0.500, SLG: 0.800	0-0 1B	0-0 1B	0-0 1B	0-0 1B	0-0 G5-3	0-0 G5-3	0-0 1B	0-0 1B	0-0 2B	3	2	2	1	1	0	2											
<b>Larry Bowa, S</b> OBP: 0.311, SLG: 0.339	0-0 FC6-5 1B	0-0 FC6-5 1B	0-0 4-3 1B	0-0 4-3 1B	0-0 F9	0-0 F9	0-0 L5	0-0 F8	0-0 F8	5	0	2	1	0	0	4											
<b>Bob Boone, R</b> OBP: 0.315, SLG: 0.347	0-0 6-3	0-0 6-3	0-0 4-3	0-0 4-3	0-0 F7	0-0 F7	0-0 5-3	0-0 5-3	0-0 5-3	4	0	0	2	0	0	2											
<b>Marty Bystrom, R</b> <b>Dick Davis, R</b> (8, PH)	0-0 FC6-5	0-0 FC6-5	0-0 1-3	0-0 1-3	0-0 6-3	0-0 6-3	0-0 FC1-5 BB	0-0 FC1-5 BB	0-0 FC1-5 BB	3	0	0	0	0	0	2											
<b>Inning Stats</b>	R: 0 E: 0 K: 2 S: 8	H: 1 LOB: 2 BB: 1 P: 12	R: 1 E: 0 K: 0 S: 5	H: 2 LOB: 1 BB: 0 P: 5	R: 4 E: 0 K: 0 S: 6	H: 3 LOB: 1 BB: 2 P: 14	R: 0 E: 0 K: 0 S: 3	H: 0 LOB: 0 BB: 0 P: 3	R: 0 E: 0 K: 0 S: 3	H: 1 LOB: 1 BB: 1 P: 7	R: 0 E: 0 K: 0 S: 3	H: 0 LOB: 0 BB: 0 P: 3	R: 1 E: 0 K: 1 S: 7	H: 2 LOB: 2 BB: 1 P: 11	R: 0 E: 0 K: 0 S: 3	H: 0 LOB: 2 BB: 2 P: 11	R: 0 E: 0 K: 0 S: 4	H: 1 LOB: 1 BB: 0 P: 4	1B: 7 2B: 2 3B: 0 HR: 1	SF: 0 SAC: 0 DP: 1 HBP: 0	WP: 1 PA: 43 PB: 0 SB: 3 CS: 0						
<b>PITCHER</b>	IP	WLS	BF	H	R	ER	SO	BB	IBB	HBP	BLK	WP	HR	S	P	ERA	WHIP										
<b>Bill Caudill, R</b> ERA: 5.56	2.1	L	16	6	5	5	2	3	0	0	0	0	1	17	29	19.29	3.857										
<b>Randy Martz, R</b> ERA: 1.0	2.2		9	1	0	0	0	1	0	0	0	0	0	8	12	0.00	0.750										
<b>Ken Kravec, L</b> ERA: 7.71	1.1		6	1	1	1	1	0	1	0	0	0	0	7	11	6.75	0.750										
<b>Rawly Eastwick, R</b> ERA: 2.16	0.2		3	1	0	0	0	0	0	0	0	0	0	3	3	0.00	1.500										
<b>Doug Capilla, L</b> ERA: 5.4	2.0		9	1	0	0	0	2	0	0	0	1	0	7	15	0.00	1.500										
Batter	1	2	3	4	5	6	7	8	9	AB	R	H	RBI	BB	SO	LOB	BOTTOM										
<b>Ivan De Jesus, R</b> OBP: 0.246, SLG: 0.157	4-0 S 2B	0-0 BB	0-0 4-3	0-0 4-3	0-0 1B	0-0 5-3	0-0 5-3	0-0 5-3	0-0 5-3	3	1	1	0	1	0	1											
<b>Scott Fletcher, R</b> OBP: 0.250, SLG: 0.375	0-0 1-H 2B	0-0 4-3	0-0 4-3	0-0 F9	0-0 F9	0-0 K	0-0 K	0-0 K	0-0 K	4	0	1	1	0	1	2											
<b>Bill Buckner, L</b> OBP: 0.211, SLG: 0.339	0-0 F7	0-0 F7	0-0 L9	0-0 L9	0-0 F9	0-0 F9	0-0 L4	0-0 L4	0-0 L4	4	0	0	0	0	0	1											
<b>Steve Henderson, R</b> OBP: 0.456, SLG: 0.500	0-3 K	0-3 K	0-3 K	0-3 K	0-3 4-3 1B	0-3 4-3 1B	0-3 1B	0-3 1B	0-3 1B	4	0	2	0	0	2	1											
<b>Leon Durham, L</b> OBP: 0.238, SLG: 0.282	0-0 1-3	0-0 1-3	0-0 4-3	0-0 4-3	0-0 4-3	0-0 4-3	0-0 1B	0-0 1B	0-0 1B	4	0	1	0	0	0	2											
<b>Jerry Morales, R</b> OBP: 0.387, SLG: 0.414	4-0 G4-3 BB	4-0 G4-3 BB	0-0 5-3	0-0 5-3	0-0 6-3	0-0 6-3	0-3 K	0-3 K	0-3 K	3	0	0	0	1	1	3											
<b>Ken Reitz, R</b> OBP: 0.264, SLG: 0.289	0-0 G4-3	0-0 G4-3	0-3 K	0-3 K	0-0 5-3	0-0 5-3	0-0 5-3	0-3 K	0-3 K	4	0	0	0	0	2	1											
<b>Tim Blackwell, S</b> OBP: 0.154, SLG: 0.200 <b>Steve Dillard, R</b> OBP: 0.200, SLG: 0.200	0-0 6-3	0-0 6-3	0-0 6-3	0-0 6-3	0-0 1B	0-0 1B	0-0 4-3	0-0 4-3	0-3 K	3	1	1	0	0	0	0											
<b>Bill Caudill, R</b> OBP: 0.200, SLG: 1.000 <b>Randy Martz, L</b> OBP: 0.238, SLG: 0.154 <b>Ken Kravec, L</b> <b>Rawly Eastwick, R</b> <b>Jim Tracy, L</b> OBP: 0.200, SLG: 0.200 <b>Doug Capilla, L</b> <b>Hector Cruz, R</b> OBP: 0.273, SLG: 0.300	0-0 6-3	0-0 6-3	0-0 6-3	0-0 6-3	0-0 1B	0-0 1B	0-0 1B	0-0 6-3	0-0 6-3	0	0	0	0	0	0	0											
<b>Inning Stats</b>	R: 1 E: 0 K: 1 S: 6	H: 1 LOB: 1 BB: 1 P: 10	R: 0 E: 0 K: 0 S: 2	H: 0 LOB: 0 BB: 1 P: 6	R: 0 E: 0 K: 0 S: 3	H: 0 LOB: 0 BB: 0 P: 3	R: 0 E: 0 K: 1 S: 5	H: 0 LOB: 0 BB: 0 P: 5	R: 1 E: 0 K: 1 S: 8	H: 3 LOB: 2 BB: 0 P: 8	R: 0 E: 0 K: 0 S: 4	H: 1 LOB: 1 BB: 0 P: 4	R: 0 E: 0 K: 0 S: 4	H: 1 LOB: 1 BB: 0 P: 4	R: 0 E: 0 K: 2 S: 9	H: 2 LOB: 2 BB: 0 P: 9	R: 0 E: 0 K: 2 S: 7	H: 0 LOB: 0 BB: 0 P: 7	1B: 6 2B: 2 3B: 0 HR: 0	SF: 0 SAC: 0 DP: 1 HBP: 0	WP: 0 PA: 36 PB: 0 SB: 2 CS: 0						
<b>PITCHER</b>	IP	WLS	BF	H	R	ER	SO	BB	IBB	HBP	BLK	WP	HR	S	P	ERA	WHIP										
<b>Marty Bystrom, R</b> ERA: 4.5	7.0	W	28	6	2	2	3	2	0	0	0	0	0	16	16	0.00	1.000										
<b>Tug McGraw, L</b> ERA: 5.4	2.0		8	2	0	0	4	0	0	0	0	0	0	16	16	0.00	1.000										

Philadelphia Phillies @ Chicago Cubs  
Wrigley Field, Chicago, IL  
Sun Apr 26 1981, 3:33 AM CDT  
Att: 10,093 - Unknown - 51 F

AB 36  
R 6  
H 10  
RBI 6  
BB 7  
SO 3  
LOB 21



Philadelphia Phillies @ Chicago Cubs  
Wrigley Field, Chicago, IL  
Sun Apr 26 1981, 3:33 AM CDT  
Att: 10,093 - Unknown - 51 F

AB 34  
R 2  
H 8  
RBI 2  
BB 2  
SO 7  
LOB 11





Batter	1	2	3	4	5	6	7	8	9	AB	R	H	RBI	BB	SO	LOB	TOP	
Tim Raines, S OBP: 0.477, SLG: 0.463 (1, 7)										4	1	1	0	0	0	0		
Jerry Manuel, S OBP: 0.316, SLG: 0.600 (1, 4)										3	0	0	1	0	0	0		
Andre Dawson, R OBP: 0.400, SLG: 0.604 (1, 8)										4	0	0	0	0	1	0		
Ellis Valentine, R OBP: 0.200, SLG: 0.347 (1, 9)										4	0	0	0	0	0	0		
Gary Carter, R OBP: 0.396, SLG: 0.617 (1, 2)										4	0	0	0	0	0	0		
Larry Parrish, R OBP: 0.321, SLG: 0.327 (1, 5)										4	0	1	0	0	0	0		
Warren Cromartie, L OBP: 0.389, SLG: 0.477 (1, 3)										3	0	2	0	0	0	0		
Chris Speier, R OBP: 0.264, SLG: 0.255 (1, 6)										1	0	0	0	2	0	0		
Bill Gullickson, R OBP: 0.250, SLG: 0.375 (1, 1)										2	0	0	0	0	0	2		
Tom Hutton, L OBP: 0.500, SLG: 0.500 (7, PH)										1	0	0	0	0	0	3		
Elias Sosa, R OBP: 1.000, SLG: 1.000 (7, 1)										0	0	0	0	0	0	0		
<b>Inning Stats</b>	R: 1 E: 0 K: 0 S: 4	H: 1 LOB: 0 BB: 0 P: 4	R: 0 E: 0 K: 0 S: 3	H: 0 LOB: 0 BB: 0 P: 3	R: 0 E: 0 K: 0 S: 3	H: 0 LOB: 0 BB: 0 P: 3	R: 0 E: 0 K: 0 S: 4	H: 1 LOB: 2 BB: 1 P: 8	R: 0 E: 0 K: 0 S: 5	H: 2 LOB: 3 BB: 1 P: 9	R: 0 E: 0 K: 0 S: 3	H: 0 LOB: 0 BB: 0 P: 3	R: 0 E: 0 K: 0 S: 3	H: 0 LOB: 0 BB: 0 P: 3	1B: 2 2B: 1 3B: 1 HR: 0	SF: 1 SAC: 0 DP: 0 HBP: 0	WP: 0 PB: 0 SB: 1 CS: 0	PA: 33
<b>PITCHER</b> Dick Ruthven, R ERA: 2.87 (1, 1)	IP: 9.0 WLS: W BF: 33 H: 4 R: 1 ER: 1 SO: 1 BB: 1 IBB: 1 HBP: 0 BLK: 0 WP: 0 HR: 0 S: 33 P: 41 ERA: 1.00 WHIP: 0.556																	

Mon Apr 27 1981, 7:05 PM EDT  
Att: 27,347 - Unknown

AB 30  
R 1  
H 4  
RBI 1  
BB 2  
SO 1  
LOB 5



Batter	1	2	3	4	5	6	7	8	9	AB	R	H	RBI	BB	SO	LOB	BOTTOM	
Lonnie Smith, R OBP: 0.192, SLG: 0.125 (1, 9)										3	1	0	0	1	0	0		
Greg Gross, L OBP: 0.389, SLG: 0.500 (8, 9)										0	0	0	0	0	0	0		
Pete Rose, S OBP: 0.440, SLG: 0.507 (1, 3)										4	1	2	1	0	0	0		
Mike Schmidt, R OBP: 0.448, SLG: 0.745 (1, 5)										3	1	1	0	1	1	2		
Gary Matthews, R OBP: 0.423, SLG: 0.465 (1, 7)										4	0	1	1	0	0	1		
Manny Trillo, R OBP: 0.348, SLG: 0.356 (1, 4)										3	0	0	0	0	1	2		
Gary Maddox, R OBP: 0.328, SLG: 0.328 (1, 8)										4	0	2	0	0	1	4		
Larry Bowa, S OBP: 0.323, SLG: 0.339 (1, 6)										3	0	1	1	1	0	2		
Bob Boone, R OBP: 0.298, SLG: 0.327 (1, 2)										3	0	0	0	0	1	6		
Dick Ruthven, R OBP: 0.091, SLG: 0.091 (1, 1)										3	0	0	0	0	1	0		
<b>Inning Stats</b>	R: 2 E: 0 K: 2 S: 8	H: 1 LOB: 1 BB: 1 P: 12	R: 0 E: 0 K: 0 S: 3	H: 1 LOB: 0 BB: 0 P: 3	R: 0 E: 0 K: 0 S: 4	H: 1 LOB: 2 BB: 1 P: 9	R: 0 E: 0 K: 1 S: 5	H: 0 LOB: 0 BB: 0 P: 5	R: 0 E: 0 K: 2 S: 9	H: 2 LOB: 3 BB: 1 P: 13	R: 0 E: 0 K: 0 S: 4	H: 1 LOB: 1 BB: 0 P: 4	R: 0 E: 0 K: 0 S: 4	H: 1 LOB: 1 BB: 0 P: 4	1B: 5 2B: 1 3B: 1 HR: 0	SF: 0 SAC: 0 DP: 0 HBP: 1	WP: 0 PB: 1 SB: 1 CS: 1	PA: 34
<b>PITCHER</b> Bill Gullickson, R ERA: 2.82 (1, 1)	IP: 6.0 WLS: L BF: 26 H: 5 R: 3 ER: 3 SO: 3 BB: 2 IBB: 1 HBP: 1 BLK: 0 WP: 0 HR: 0 S: 32 P: 45 ERA: 4.50 WHIP: 1.167																	
Elias Sosa, R ERA: (7, 1)	IP: 2.0 WLS: L BF: 8 H: 2 R: 0 ER: 0 SO: 0 BB: 0 IBB: 0 HBP: 0 BLK: 0 WP: 0 HR: 0 S: 8 P: 8 ERA: 0.00 WHIP: 1.000																	

Mon Apr 27 1981, 7:05 PM EDT  
Att: 27,347 - Unknown

AB 30  
R 3  
H 7  
RBI 3  
BB 3  
SO 5  
LOB 17





Batter	1	2	3	4	5	6	7	8	9	AB	R	H	RBI	BB	SO	LOB	TOP					
Tim Raines, S (1,7) OBP: 0.486, SLG: 0.466	6-3			P4			G6-4-3 1B		4-3 1B	4	1	2	0	1	0	0	<b>Montreal Expos @ Philadelphia Phillies</b> Veterans Stadium, Philadelphia, PA Tue Apr 28 1981, 7:05 PM EDT Att: 26,192 - Unknown					
Jerry Manuel, S (1,4) OBP: 0.250, SLG: 0.450	K			L6			G6-4-3 1-2		4-3	5	0	0	0	0	2	4						
Andre Dawson, R (1,8) OBP: 0.397, SLG: 0.643	6-3									3	2	1	1	0	0	0						
Stan Bahnsen, R (6,1) OBP: 0.333, SLG: 0.333	6-3									1	0	1	0	0	0	0						
Elias Sosa, R (8,1) OBP: 1.000, SLG: 1.000	6-3									1	0	1	1	0	0	0						
Ellis Valentine, R (1,9) OBP: 0.217, SLG: 0.340		6-3								4	1	1	1	1	0	2						
Gary Carter, R (1,2) OBP: 0.397, SLG: 0.615		F8								5	1	2	0	0	0	2						
Larry Parrish, R (1,5) OBP: 0.316, SLG: 0.340		F7								4	1	1	0	0	0	2						
Warren Cromartie, L (1,3) OBP: 0.359, SLG: 0.438				F8						4	0	0	0	0	0	4						
Chris Speier, R (1,6) OBP: 0.298, SLG: 0.353				L5						4	0	3	2	0	0	0						
Charlie Lea, R (1,1)				K						1	0	0	0	0	1	0						
Willie Montanez, L (5,PH) OBP: 0.250, SLG: 0.182										1	0	0	0	0	0	1						
Stephen Rattzer, R (5,1)										0	0	0	0	0	0	0						
Rowland Office, L (6,PH) OBP: 0.143, SLG: 0.143										2	0	0	0	0	0	3						
<b>Inning Stats</b>	R: 0 E: 0 K: 1 S: 5	H: 0 LOB: 0 BB: 0 P: 5	R: 0 E: 0 K: 0 S: 3	H: 0 LOB: 0 BB: 0 P: 3	R: 0 E: 0 K: 1 S: 5	H: 1 LOB: 0 BB: 0 P: 5	R: 1 E: 0 K: 0 S: 4	H: 1 LOB: 1 BB: 1 P: 8	R: 1 E: 0 K: 1 S: 7	H: 2 LOB: 2 BB: 1 P: 11	R: 2 E: 2 K: 0 S: 7	H: 3 LOB: 2 BB: 0 P: 7	R: 0 E: 0 K: 0 S: 4	H: 2 LOB: 1 BB: 0 P: 4	R: 1 E: 1 K: 0 S: 5	H: 2 LOB: 1 BB: 0 P: 5	R: 1 E: 0 K: 0 S: 5	H: 2 LOB: 1 BB: 0 P: 5	1B: 7 2B: 3 3B: 1 HR: 1	SF: 0 SAC: 0 DP: 1 HBP: 0	WP: 0 PB: 0 SB: 2 CS: 0	PA: 41
<b>PITCHER</b>	IP WLS BF H R ER SO BB IBB HBP BLK WP HR S P ERA WHIP																					
Larry Christenson, R (1,1) ERA: 3.28	5.2 L 26 6 4 2 3 2 0 0 0 0 0 1 30 38 3.18 1.412																					
Mike Proly, R (6,1) ERA: 2.61	2.1 10 4 1 1 0 0 0 0 0 0 0 0 10 10 3.86 1.714																					
Ron Reed, R (9,1) ERA: 3.24	1.0 5 2 1 1 0 0 0 0 0 0 0 0 5 5 9.00 2.000																					

AB	39
R	6
H	12
RBI	5
BB	2
SO	3
LOB	18



Batter	1	2	3	4	5	6	7	8	9	AB	R	H	RBI	BB	SO	LOB	BOTTOM					
Pete Rose, S (1,3) OBP: 0.430, SLG: 0.493	6-3			S 2B 1B	4-3			4-3		4	1	1	0	0	0	0	<b>Montreal Expos @ Philadelphia Phillies</b> Veterans Stadium, Philadelphia, PA Tue Apr 28 1981, 7:05 PM EDT Att: 26,192 - Unknown					
Luis Aquayo, R (1,4) OBP: 0.300, SLG: 0.222	6-3			5-3			F7			3	0	0	0	0	0	1						
Del Unser, L (8,PH) OBP: 0.571, SLG: 0.800										0	0	0	0	1	0	0						
Ron Reed, R (9,1)										0	0	0	0	0	0	0						
Mike Schmidt, R (1,5) OBP: 0.435, SLG: 0.725	5-3			1B 2B			F8			4	1	1	1	0	0	1						
Gary Matthews, R (1,7) OBP: 0.429, SLG: 0.468		K					E8			4	1	2	0	0	1	0						
Keith Moreland, R (1,9) OBP: 0.286, SLG: 0.294		F4								3	0	0	0	1	1	1						
Gary Maddox, R (1,8) OBP: 0.324, SLG: 0.324	6-3									4	0	1	2	0	0	0						
Larry Bowa, S (1,6) OBP: 0.324, SLG: 0.338										3	0	1	0	0	0	2						
Bob Boone, R (1,2) OBP: 0.283, SLG: 0.309				G5-4-3 1B	4-3					3	0	0	0	0	1	1						
Larry Christenson, R (1,1) OBP: 0.125, SLG: 0.125										2	0	0	0	0	1	0						
Mike Proly, R (6,1) ERA: 2.61				5-3						0	0	0	0	0	0	0						
Greg Gross, L (8,PH) OBP: 0.363, SLG: 0.467										1	0	0	0	0	0	0						
Ramon Aviles, R (9,4)										0	0	0	0	0	0	0						
<b>Inning Stats</b>	R: 0 E: 0 K: 0 S: 3	H: 0 LOB: 0 BB: 0 P: 3	R: 0 E: 0 K: 1 S: 5	H: 0 LOB: 0 BB: 0 P: 5	R: 0 E: 0 K: 0 S: 3	H: 1 LOB: 0 BB: 0 P: 3	R: 3 E: 0 K: 0 S: 6	H: 4 LOB: 1 BB: 1 P: 10	R: 0 E: 0 K: 1 S: 5	H: 0 LOB: 0 BB: 0 P: 5	R: 0 E: 1 K: 1 S: 6	H: 1 LOB: 1 BB: 0 P: 6	R: 0 E: 0 K: 1 S: 5	H: 0 LOB: 0 BB: 0 P: 5	R: 0 E: 0 K: 0 S: 3	H: 0 LOB: 1 BB: 1 P: 7	R: 0 E: 0 K: 0 S: 3	H: 0 LOB: 0 BB: 0 P: 3	1B: 5 2B: 2 3B: 0 HR: 0	SF: 0 SAC: 0 DP: 2 HBP: 0	WP: 0 PB: 0 SB: 1 CS: 0	PA: 33
<b>PITCHER</b>	IP WLS BF H R ER SO BB IBB HBP BLK WP HR S P ERA WHIP																					
Charlie Lea, R (1,1) ERA: 10.57	4.0 16 5 3 3 1 0 0 0 0 0 0 0 5 5 6.75 1.500																					
Stephen Rattzer, R (5,1) ERA: 2.09	1.0 W 3 0 0 0 1 0 0 0 0 0 0 0 5 5 0.00 0.000																					
Stan Bahnsen, R (6,1) ERA: 5.11	2.2 10 1 0 0 2 1 0 0 0 0 0 0 13 17 0.00 0.750																					
Elias Sosa, R (8,1) ERA:	1.1 S 4 0 0 0 0 0 0 0 0 0 0 0 4 4 0.00 0.000																					

AB	31
R	3
H	6
RBI	3
BB	2
SO	4
LOB	6





Batter	1	2	3	4	5	6	7	8	9	AB	R	H	RBI	BB	SO	LOB	TOP					
Tim Raines, S (1, 7) OBP: 0.467, SLG: 0.435										4	0	0	0	1	2	2	<b>Montreal Expos @ Philadelphia Phillies</b> Veterans Stadium, Philadelphia, PA Wed Apr 29 1981, 7:05 PM EDT Att: 30,142 - Unknown					
Jerry Manuel, S (1, 4) OBP: 0.276, SLG: 0.458										4	1	1	0	1	1	2						
Tim Wallach, R (1, 3) OBP: 0.333, SLG: 0.500										4	1	1	0	0	2	3						
Ellis Valentine, R (1, 9) OBP: 0.254, SLG: 0.393										3	0	3	0	0	0	0						
Rodney Scott, S (6, PR) OBP: 0.225, SLG: 0.114										0	0	0	0	0	0	0						
Willie Montanez, L (6, 3) OBP: 0.231, SLG: 0.167										1	0	0	0	0	1	1						
Gary Carter, R (1, 2) OBP: 0.403, SLG: 0.618										3	0	1	1	1	0	2						
Larry Parrish, R (1, 5) OBP: 0.311, SLG: 0.333										4	0	1	1	0	1	4						
Jerry White, S (1, 8) OBP: 0.250, SLG: 0.625										4	0	0	0	0	0	6						
Chris Speier, R (1, 6) OBP: 0.295, SLG: 0.345										4	0	1	0	0	1	0						
Steve Rogers, R (1, 1) OBP: 0.250, SLG: 0.100										2	0	0	0	0	1	0						
Stephen Ratzler, R (7, 1)										0	0	0	0	0	0	0						
Bobby Ramos, R (9, PH) OBP: 0.556, SLG: 1.000										1	0	1	0	0	0	0						
<b>Inning Stats</b>	R: 0 E: 0 K: 3 S: 9	H: 0 LOB: 0 BB: 0 P: 9	R: 0 E: 0 K: 1 S: 6	H: 1 LOB: 1 BB: 0 P: 6	R: 0 E: 0 K: 1 S: 6	H: 1 LOB: 2 BB: 1 P: 10	R: 0 E: 0 K: 0 S: 4	H: 1 LOB: 1 BB: 0 P: 4	R: 0 E: 0 K: 1 S: 5	H: 0 LOB: 1 BB: 1 P: 9	R: 1 E: 0 K: 0 S: 5	H: 3 LOB: 2 BB: 0 P: 5	R: 0 E: 0 K: 1 S: 5	H: 0 LOB: 0 BB: 0 P: 5	R: 1 E: 0 K: 2 S: 9	H: 2 LOB: 2 BB: 1 P: 13	R: 0 E: 0 K: 0 S: 4	H: 1 LOB: 1 BB: 0 P: 4	1B: 6 2B: 3 3B: 0 HR: 0	SF: 0 SAC: 1 DP: 0 HBP: 0	WP: 0 PB: 0 SB: 0 CS: 0	PA: 38
<b>PITCHER</b> Steve Carlton, L (1, 1) ERA: 2.36	IP: 9.0 WLS: W BF: 38 H: 9 R: 2 ER: 2 SO: 9 BB: 3 IBB: 0 HBP: 0 BLK: 2 WP: 0 HR: 0 S: 53 P: 65 ERA: 2.00 WHIP: 1.333															<b>PITCHER</b>						

AB	34
R	2
H	9
RBI	2
BB	3
SO	9
LOB	20



Batter	1	2	3	4	5	6	7	8	9	AB	R	H	RBI	BB	SO	LOB	BOTTOM			
Pete Rose, S (1, 3) OBP: 0.434, SLG: 0.487										3	1	1	0	1	0	1	<b>Montreal Expos @ Philadelphia Phillies</b> Veterans Stadium, Philadelphia, PA Wed Apr 29 1981, 7:05 PM EDT Att: 30,142 - Unknown			
Luis Aquayo, R (1, 4) OBP: 0.231, SLG: 0.167										3	0	0	0	0	1	3				
Del Unser, L (7, PH) OBP: 0.625, SLG: 1.000										1	0	1	3	0	0	0				
Mike Schmidt, R (1, 5) OBP: 0.409, SLG: 0.673										4	0	0	0	0	1	1				
Gary Matthews, R (1, 7) OBP: 0.450, SLG: 0.500										3	1	2	0	1	0	0				
Keith Moreland, R (1, 9) OBP: 0.240, SLG: 0.238										4	0	0	0	0	0	4				
Ramon Aviles, R (8, 4)										0	0	0	0	0	0	0				
Gary Maddox, R (1, 8) OBP: 0.320, SLG: 0.324										3	1	1	1	0	0	0				
Larry Bowa, S (1, 6) OBP: 0.324, SLG: 0.338										3	1	1	0	0	0	0				
Bob Boone, R (1, 2) OBP: 0.281, SLG: 0.305										4	1	1	0	0	0	1				
Steve Carlton, L (1, 1) OBP: 0.333, SLG: 0.357										2	1	2	2	0	0	0				
<b>Inning Stats</b>	R: 0 E: 0 K: 1 S: 5	H: 0 LOB: 0 BB: 0 P: 5	R: 1 E: 0 K: 0 S: 4	H: 1 LOB: 0 BB: 0 P: 4	R: 0 E: 1 K: 0 S: 4	H: 0 LOB: 1 BB: 0 P: 4	R: 0 E: 0 K: 1 S: 5	H: 0 LOB: 0 BB: 0 P: 5	R: 1 E: 0 K: 0 S: 6	H: 3 LOB: 2 BB: 0 P: 6	R: 0 E: 0 K: 0 S: 3	H: 1 LOB: 0 BB: 0 P: 3	R: 4 E: 0 K: 0 S: 7	H: 4 LOB: 2 BB: 2 P: 15	R: 0 E: 0 K: 0 S: 3	H: 0 LOB: 0 BB: 0 P: 3	1B: 6 2B: 3 3B: 0 HR: 0	SF: 1 SAC: 2 DP: 1 HBP: 0	WP: 0 PB: 0 SB: 0 CS: 0	PA: 35
<b>PITCHER</b> Steve Rogers, R (1, 1) ERA: 5.77	IP: 6.1 WLS: L BF: 29 H: 9 R: 6 ER: 6 SO: 2 BB: 0 IBB: 1 HBP: 0 BLK: 0 WP: 0 HR: 0 S: 32 P: 36 ERA: 8.53 WHIP: 1.421															<b>PITCHER</b>				
Stephen Ratzler, R (7, 1) ERA: 1.5	IP: 1.2 WLS: 6 BF: 0 H: 0 R: 0 ER: 0 SO: 0 BB: 1 IBB: 0 HBP: 0 BLK: 0 WP: 0 HR: 5 S: 9 P: 9 ERA: 0.00 WHIP: 0.600															<b>PITCHER</b>				

AB	30
R	6
H	9
RBI	6
BB	2
SO	2
LOB	10





Batter	1	2	3	4	5	6	7	8	9	AB	R	H	RBI	BB	SO	LOB	TOP					
Bill North, S OBP: 0.384, SLG: 0.305 (1, 8)	0-0 4-3		0-0 F9		0-0 4-3		4-0 BB 1B BB		0-3 K	4	1	0	0	1	1	0	San Francisco Giants @ Philadelphia Phillies Veterans Stadium, Philadelphia, PA Sat May 02 1981, 7:05 PM EDT Unknown					
Enos Cabell, R OBP: 0.310, SLG: 0.350 (1, 3)	0-0 F8		0-0 F8		0-0 1B		0-0 SF7		0-0 L1	4	0	1	1	0	0	0						
Joe Morgan, L OBP: 0.304, SLG: 0.318 (1, 4)	0-0 F7		0-0 F4		0-0 F4		3-H 4-0 1B 1B BB		4-0 BB	3	0	0	0	2	0	1						
Darrell Evans, L OBP: 0.318, SLG: 0.368 (1, 5)		4-0 HR BB		0-0 HR		0-0 F7		0-0 1B 1B	0-3 K	4	2	2	3	1	1	2						
Jack Clark, R OBP: 0.301, SLG: 0.324 (1, 9)		0-0 1-H HR		0-0 6-3		0-0 5-3		0-0 F6		4	1	1	2	0	0	2						
Larry Hemdon, R OBP: 0.350, SLG: 0.423 Greg Minton, S (7, 1)		0-0 3-1		0-0 F3		0-0 L6-3 1B		0-0 1-2 2-H 1B		4	0	2	0	0	0	0						
Milt May, L OBP: 0.371, SLG: 0.355 (1, 2)		0-3 K		4-0 E BB		0-0 L6-3 1-2		0-0 F7		3	0	0	0	1	1	1						
Johnnie LeMaster, R OBP: 0.294, SLG: 0.258 (1, 6)		0-0 FC6-4 1B		0-0 E4 FC6-4 1-2		0-0 BB SF7 1B		0-0 4-3		4	1	2	0	0	0	1						
Doyle Alexander, R (1, 1) Chilli Davis, S OBP: 0.200, SLG: 0.143 (7, PH) (7, 7)		0-0 FC6-4 1-2		0-0 FC6-4 1-2		0-0 BB BB 1B		0-0 4-3		2	0	0	0	0	0	3						
<b>Inning Stats</b>	R: 0 E: 0 K: 0 S: 3	H: 0 LOB: 0 BB: 0 P: 3	R: 2 E: 0 K: 1 S: 7	H: 2 LOB: 1 BB: 1 P: 11	R: 0 E: 0 K: 0 S: 3	H: 0 LOB: 0 BB: 0 P: 3	R: 1 E: 1 K: 0 S: 5	H: 1 LOB: 2 BB: 1 P: 9	R: 0 E: 0 K: 0 S: 4	H: 1 LOB: 1 BB: 0 P: 4	R: 0 E: 0 K: 0 S: 3	H: 1 LOB: 0 BB: 0 P: 3	R: 3 E: 0 K: 0 S: 6	H: 4 LOB: 2 BB: 2 P: 14	R: 0 E: 0 K: 0 S: 3	H: 0 LOB: 0 BB: 0 P: 3		R: 0 E: 0 K: 2 S: 7	H: 0 LOB: 1 BB: 1 P: 11	1B: 7 2B: 1 3B: 0 HR: 2	SF: 1 SAC: 0 DP: 1 HBP: 0	WP: 0 PB: 0 SB: 0 CS: 0
<b>PITCHER</b>	IP WLS BF H R ER SO BB IBB HBP BLK WP HR S P ERA WHIP	IP WLS BF H R ER SO BB IBB HBP BLK WP HR S P ERA WHIP																				
Nino Espinosa, R ERA: 5.68 Sparky Lyle, L ERA: 5.4 Mike Proly, R ERA: 2.19	(1, 1) (7, 1) (8, 1)	6.0 L 27 7 5 5 1 2 0 0 0 0 2 27 35 7.50 1.500																				

Batter	1	2	3	4	5	6	7	8	9	AB	R	H	RBI	BB	SO	LOB	BOTTOM					
Greg Gross, L OBP: 0.333, SLG: 0.368 (1, 9)	0-0 F7		4-0 4-3 S BB		0-0 F7			0-0 4-3	0-0 4-3	4	0	0	0	1	0	1	San Francisco Giants @ Philadelphia Phillies Veterans Stadium, Philadelphia, PA Sat May 02 1981, 7:05 PM EDT Unknown					
Pete Rose, S OBP: 0.425, SLG: 0.488 (1, 3)	0-0 G3		0-0 4-3 1-3		0-0 F7			0-0 2B		4	1	1	0	0	0	2						
Mike Schmidt, R OBP: 0.400, SLG: 0.638 (1, 5)	0-0 6-3		0-0 F9			0-3 K		4-0 2B BB		3	1	0	0	1	1	1						
Gary Matthews, R OBP: 0.453, SLG: 0.519 (1, 7)		0-0 1B 1B		0-0 5-3		0-0 4-3		0-0 2B		4	0	2	2	0	0	1						
Manny Trillo, R OBP: 0.371, SLG: 0.371 (1, 4)		0-0 S 1B 1-3		0-0 L5		0-0 FC6-4 1B		4-0 2B BB		3	0	2	0	1	0	0						
Garry Maddox, R OBP: 0.304, SLG: 0.307 (1, 8)		0-0 F2 1-2		0-0 5-3		0-0 FC6-4 1-2		0-0 F3		4	0	0	0	0	0	5						
Larry Bowa, S OBP: 0.307, SLG: 0.319 (1, 6)	0-0 F4		0-0 F7				0-0 4-3	0-0 F8		4	0	0	0	0	0	4						
Bob Boone, R OBP: 0.279, SLG: 0.290 (1, 2)		4-0 IBB			0-0 F5		0-0 5-3		0-0 5-3	3	0	0	0	1	0	0						
Nino Espinosa, R OBP: 0.200, SLG: 0.200 Sparky Lyle, L Lonnie Smith, R OBP: 0.185, SLG: 0.120 Mike Proly, R Del Unser, L OBP: 0.356, SLG: 0.857 (1, 1) (7, 1) (8, 1) (9, PH)		0-3 K		0-0 K		0-0 1-3		0-0 6-3		2	0	1	0	0	1	3						
<b>Inning Stats</b>	R: 0 E: 0 K: 0 S: 3	H: 0 LOB: 0 BB: 0 P: 3	R: 0 E: 0 K: 1 S: 7	H: 2 LOB: 3 BB: 1 P: 11	R: 0 E: 0 K: 0 S: 3	H: 0 LOB: 1 BB: 1 P: 7	R: 0 E: 0 K: 0 S: 3	H: 0 LOB: 0 BB: 0 P: 3	R: 0 E: 0 K: 1 S: 4	H: 1 LOB: 1 BB: 0 P: 4	R: 0 E: 0 K: 1 S: 6	H: 1 LOB: 1 BB: 0 P: 6	R: 0 E: 0 K: 0 S: 3	H: 0 LOB: 0 BB: 0 P: 3	R: 2 E: 0 K: 0 S: 5	H: 2 LOB: 2 BB: 2 P: 13		R: 0 E: 0 K: 0 S: 3	H: 0 LOB: 0 BB: 0 P: 3	1B: 4 2B: 2 3B: 0 HR: 0	SF: 0 SAC: 0 DP: 0 HBP: 0	WP: 0 PB: 0 SB: 2 CS: 0
<b>PITCHER</b>	IP WLS BF H R ER SO BB IBB HBP BLK WP HR S P ERA WHIP	IP WLS BF H R ER SO BB IBB HBP BLK WP HR S P ERA WHIP																				
Doyle Alexander, R ERA: 1.07 Greg Minton, R ERA: 3.6	(1, 1) (7, 1)	6.0 W 24 2 2 2 0 2 0 0 0 0 0 11 19 6.00 1.333																				



Batter	1	2	3	4	5	6	7	8	9	AB	R	H	RBI	BB	SO	LOB	TOP			
<b>Dave Bergman, L</b> (1, 3) OBP: 0.268, SLG: 0.304										4	0	0	0	0	2	1	<b>San Francisco Giants @ Philadelphia Phillies</b> <b>Veterans Stadium, Philadelphia, PA</b> Sat May 02 1981, 7:05 PM EDT Att: 27,376 - Unknown			
<b>Jim Wohlford, R</b> (1, 7) OBP: 0.297, SLG: 0.467										4	0	0	0	0	0	1				
<b>Jack Clark, R</b> (1, 9) OBP: 0.299, SLG: 0.320										4	0	1	0	0	0	0				
<b>Darrell Evans, L</b> (1, 5) OBP: 0.319, SLG: 0.405										3	1	1	1	0	1	1				
<b>Jerry Martin, R</b> (1, 8) OBP: 0.265, SLG: 0.242										3	0	0	0	0	2	1				
<b>Rennie Stennett, R</b> (1, 4) OBP: 0.231, SLG: 0.320										3	0	0	0	0	1	1				
<b>Johnnie LetMaster, R</b> (1, 6) OBP: 0.290, SLG: 0.250 <b>Bill North, S</b> (8, PH) OBP: 0.378, SLG: 0.300 <b>Billy Smith, S</b> (8, 6) OBP: 0.267, SLG: 0.154										2	0	0	0	0	0	0				
<b>Mike Sadek, R</b> (1, 2) OBP: 0.235, SLG: 0.200 <b>Milt May, L</b> (8, PH) OBP: 0.566, SLG: 0.349										2	0	1	0	0	1	0				
<b>Ed Whitson, R</b> (1, 1) OBP: 0.143, SLG: 0.143 <b>Larry Herndon, R</b> (8, PH) OBP: 0.346, SLG: 0.418 <b>Fred Breining, R</b> (8, 1)										1	0	0	0	0	1	0				
<b>Inning Stats</b>	R: 0 E: 0 K: 0 S: 3	H: 0 LOB: 0 BB: 0 P: 3	R: 0 E: 0 K: 0 S: 3	H: 0 LOB: 0 BB: 0 P: 3	R: 0 E: 0 K: 2 S: 7	H: 0 LOB: 0 BB: 0 P: 7	R: 0 E: 0 K: 1 S: 5	H: 0 LOB: 0 BB: 0 P: 5	R: 1 E: 0 K: 2 S: 8	H: 1 LOB: 0 BB: 0 P: 8	R: 0 E: 0 K: 2 S: 8	H: 1 LOB: 1 BB: 0 P: 8	R: 0 E: 0 K: 1 S: 5	H: 0 LOB: 0 BB: 0 P: 5	R: 0 E: 0 K: 1 S: 5	H: 0 LOB: 0 BB: 0 P: 5		1B: 1 2B: 1 3B: 0 HR: 1	SF: 0 SAC: 1 DP: 0 HBP: 0	WP: 0 PB: 0 SB: 0 CS: 0
<b>PITCHER</b> <b>Marty Bystrom, R</b> (1, 1) ERA: 3.24	IP: 9.0 WLS: W BF: 30 H: 3 R: 1 ER: 1 SO: 9 BB: 0 IBB: 0 HBP: 0 BLK: 0 WP: 0 HR: 1 S: 48 P: 48 ERA: 1.00 WHIP: 0.333															<b>PITCHER</b>				

AB	29
R	1
H	3
RBI	1
BB	0
SO	9
LOB	5



Batter	1	2	3	4	5	6	7	8	9	AB	R	H	RBI	BB	SO	LOB	BOTTOM			
<b>Greg Gross, L</b> (1, 9) OBP: 0.321, SLG: 0.348										4	0	1	0	0	0	0	<b>San Francisco Giants @ Philadelphia Phillies</b> <b>Veterans Stadium, Philadelphia, PA</b> Sat May 02 1981, 7:05 PM EDT Att: 27,376 - Unknown			
<b>Pete Rose, S</b> (1, 3) OBP: 0.411, SLG: 0.470										3	0	0	0	0	0	1				
<b>Mike Schmidt, R</b> (1, 5) OBP: 0.411, SLG: 0.683										2	1	1	1	1	0	0				
<b>Gary Matthews, R</b> (1, 7) OBP: 0.433, SLG: 0.491										3	0	0	0	0	0	1				
<b>Manny Trillo, R</b> (1, 4) OBP: 0.356, SLG: 0.354										3	0	0	0	0	0	1				
<b>Gary Maddox, R</b> (1, 8) OBP: 0.293, SLG: 0.295										3	0	0	0	0	2	1				
<b>Larry Bowa, S</b> (1, 6) OBP: 0.295, SLG: 0.307										3	0	0	0	0	0	0				
<b>Keith Moreland, R</b> (1, 2) OBP: 0.286, SLG: 0.542										3	2	2	2	0	1	0				
<b>Marty Bystrom, R</b> (1, 1)										3	0	0	0	0	2	0				
<b>Inning Stats</b>	R: 0 E: 0 K: 0 S: 3	H: 1 LOB: 0 BB: 0 P: 3	R: 0 E: 0 K: 1 S: 5	H: 0 LOB: 0 BB: 0 P: 5	R: 0 E: 0 K: 2 S: 7	H: 0 LOB: 0 BB: 0 P: 7	R: 1 E: 0 K: 0 S: 4	H: 1 LOB: 0 BB: 0 P: 4	R: 0 E: 0 K: 1 S: 6	H: 1 LOB: 0 BB: 0 P: 6	R: 0 E: 0 K: 1 S: 5	H: 0 LOB: 1 BB: 1 P: 9	R: 0 E: 0 K: 0 S: 4	H: 1 LOB: 0 BB: 0 P: 4	R: 1 E: 0 K: 1 S: 4	H: 1 LOB: 0 BB: 0 P: 4		1B: 1 2B: 0 3B: 0 HR: 3	SF: 0 SAC: 0 DP: 1 HBP: 0	WP: 0 PB: 0 SB: 0 CS: 0
<b>PITCHER</b> <b>Ed Whitson, R</b> (1, 1) ERA: 3.88 <b>Fred Breining, R</b> (8, 1) ERA: 2.7	IP: 7.0 WLS: L BF: 24 H: 3 R: 2 ER: 2 SO: 5 BB: 1 IBB: 0 HBP: 0 BLK: 1 WP: 0 HR: 2 S: 33 P: 37 ERA: 2.57 WHIP: 0.571															<b>PITCHER</b>				

AB	27
R	3
H	4
RBI	3
BB	1
SO	5
LOB	4





Batter	1	2	3	4	5	6	7	8	9	AB	R	H	RBI	BB	SO	LOB	TOP								
Bill North, S OBP: 0.354, SLG: 0.277 (1, 8)										5	0	0	0	0	2	3	<b>San Francisco Giants @ Philadelphia Phillies</b> <b>Veterans Stadium, Philadelphia, PA</b> Sun May 03 1981, 3:33 AM EDT Att: 41,283 - Unknown								
Enos Cabell, R OBP: 0.307, SLG: 0.357 (1, 3)										4	1	1	0	0	0	0									
Joe Morgan, L OBP: 0.301, SLG: 0.304 (1, 4)										3	0	0	0	1	0	1									
Darrell Evans, L OBP: 0.319, SLG: 0.402 (1, 5)										3	1	1	1	0	0	0									
Jack Clark, R OBP: 0.308, SLG: 0.342 (1, 9)										4	1	2	1	0	0	1									
Larry Hemdon, R OBP: 0.341, SLG: 0.410 (1, 7)										4	2	1	1	0	0	1									
Milt May, L OBP: 0.365, SLG: 0.364 Jim Wohlford, R OBP: 0.250, SLG: 0.438 (9, PH)										3	0	1	1	0	0	1									
Johnnie LeMaster, R OBP: 0.297, SLG: 0.269 (1, 6)										3	0	1	0	1	2	1									
Tom Griffin, R Al Holland, R Rennie Stennett, R Gary Lavelle, L Fred Breining, R Jerry Martin, R (1, 1) (3, 1) (7, PH) (7, 1) (8, 1) (8, PH)										0	0	0	0	1	0	0									
<b>Inning Stats</b>	R: 0 E: 0 K: 1 S: 5	H: 0 LOB: 0 BB: 0 P: 5	R: 0 E: 0 K: 0 S: 3	H: 0 LOB: 0 BB: 0 P: 3	R: 0 E: 0 K: 1 S: 5	H: 0 LOB: 1 BB: 1 P: 9	R: 4 E: 0 K: 0 S: 8	H: 5 LOB: 1 BB: 0 P: 8	R: 0 E: 0 K: 0 S: 3	H: 0 LOB: 0 BB: 0 P: 3	R: 1 E: 0 K: 1 S: 7	H: 2 LOB: 1 BB: 0 P: 7	R: 0 E: 0 K: 1 S: 5	H: 0 LOB: 0 BB: 0 P: 5	R: 0 E: 0 K: 0 S: 2	H: 0 LOB: 0 BB: 1 P: 6		R: 0 E: 0 K: 0 S: 3	H: 0 LOB: 2 BB: 2 P: 11	1B: 3 2B: 5 3B: 0 HR: 0	SF: 0 SAC: 1 DP: 1 HBP: 0	WP: 1 PB: 0 SB: 1 CS: 0	PA: 37		
<b>PITCHER</b>	IP	WLS	BF	H	R	ER	SO	BB	IBB	HBP	BLK	WP	HR	S	P	ERA	WHIP								
Dick Ruthven, R ERA: 3.52 Tug McGraw, L ERA: 4.15 (1, 1) (8, 1)	7.0	W	30	7	5	5	4	2	0	0	0	1	0	36	44	6.43	1.286								

AB 32  
R 5  
H 7  
RBI 4  
BB 4  
SO 4  
LOB 9



Batter	1	2	3	4	5	6	7	8	9	AB	R	H	RBI	BB	SO	LOB	BOTTOM								
Greg Gross, L OBP: 0.364, SLG: 0.464 (1, 9)										5	1	3	1	0	0	1	<b>San Francisco Giants @ Philadelphia Phillies</b> <b>Veterans Stadium, Philadelphia, PA</b> Sun May 03 1981, 3:33 AM EDT Att: 41,283 - Unknown								
Pete Rose, S OBP: 0.400, SLG: 0.455 (1, 3)										5	0	1	0	0	0	3									
Mike Schmidt, R OBP: 0.423, SLG: 0.766 (1, 5)										4	2	2	3	0	1	1									
Gary Matthews, R OBP: 0.444, SLG: 0.508 (1, 7)										4	2	2	0	1	0	2									
Manny Trillo, R OBP: 0.377, SLG: 0.368 (1, 4)										3	0	2	0	1	0	0									
Gary Maddox, R OBP: 0.302, SLG: 0.300 (1, 8)										2	1	1	1	1	0	2									
Larry Bowa, S OBP: 0.280, SLG: 0.291 (1, 6)										4	0	0	1	0	1	5									
Bob Boone, R OBP: 0.306, SLG: 0.308 (1, 2)										3	1	2	1	1	1	3									
Dick Ruthven, R OBP: 0.071, SLG: 0.071 Tug McGraw, R (1, 1) (8, 1)										3	0	0	0	0	1	2									
<b>Inning Stats</b>	R: 0 E: 0 K: 1 S: 5	H: 0 LOB: 0 BB: 0 P: 5	R: 2 E: 0 K: 0 S: 5	H: 2 LOB: 1 BB: 1 P: 9	R: 2 E: 0 K: 1 S: 9	H: 4 LOB: 3 BB: 1 P: 13	R: 0 E: 1 K: 1 S: 6	H: 1 LOB: 1 BB: 0 P: 6	R: 1 E: 0 K: 0 S: 4	H: 2 LOB: 0 BB: 0 P: 4	R: 0 E: 0 K: 0 S: 3	H: 0 LOB: 1 BB: 1 P: 7	R: 1 E: 0 K: 1 S: 6	H: 1 LOB: 1 BB: 1 P: 10	R: 1 E: 0 K: 0 S: 5	H: 3 LOB: 2 BB: 0 P: 6		1B: 8 2B: 3 3B: 0 HR: 2	SF: 1 SAC: 1 DP: 0 HBP: 1	WP: 0 PB: 0 SB: 1 CS: 1	PA: 40				
<b>PITCHER</b>	IP	WLS	BF	H	R	ER	SO	BB	IBB	HBP	BLK	WP	HR	S	P	ERA	WHIP								
Tom Griffin, R ERA: 5.67 Al Holland, L ERA: 7.38 Gary Lavelle, L ERA: 3.21 Fred Breining, R ERA: 2.83 (1, 1) (3, 1) (7, 1) (8, 1)	2.1		13	4	4	4	1	2	0	0	0	0	0	19	23	2.46	1.636								

AB 33  
R 7  
H 13  
RBI 7  
BB 4  
SO 4  
LOB 19





Batter	1	2	3	4	5	6	7	8	9	AB	R	H	RBI	BB	SO	LOB	TOP			
Johnnie LeMaster, R OBP: 0.282, SLG: 0.254	F2	F7			F9		6-3			4	0	0	0	0	0	1	San Francisco Giants @ Philadelphia Phillies Veterans Stadium, Philadelphia, PA Mon May 04 1981, 7:05 PM EDT Att: 25,492 - Unknown			
Enos Cabell, R OBP: 0.304, SLG: 0.364	5-3		1B	2B	F3			F8		4	1	1	0	0	0					
Jack Clark, R OBP: 0.305, SLG: 0.329	K2-3		K					6-3		3	0	0	0	1	2	1				
Darrell Evans, L OBP: 0.316, SLG: 0.395		BB	G3					F3		4	1	1	0	0	0	2				
Larry Herndon, R OBP: 0.348, SLG: 0.414		SH1-3								4	1	2	1	0	2	0				
Jerry Martin, R OBP: 0.308, SLG: 0.250		SH1-3								3	1	1	0	1	1	1				
Joe Morgan, L OBP: 0.299, SLG: 0.301										4	0	1	0	0	2	4				
Mike Sadek, R OBP: 0.211, SLG: 0.176										2	0	0	1	0	0	0				
Jim Wohlford, R OBP: 0.235, SLG: 0.412	SH1-3							F9		1	0	0	0	0	0	1				
Allen Ripley, R OBP: 0.167, SLG: 0.167										2	0	1	2	0	0	0				
Al Holland, R										0	0	0	0	0	0	0				
Rennie Stennett, R OBP: 0.214, SLG: 0.296										1	0	0	0	0	1	0				
Greg Minton, S										0	0	0	0	0	0	0				
<b>Inning Stats</b>	R: 0 E: 0 K: 1 S: 5	H: 0 LOB: 0 BB: 0 P: 5	R: 3 E: 0 K: 1 S: 8	H: 3 LOB: 1 BB: 1 P: 12	R: 1 E: 0 K: 2 S: 9	H: 2 LOB: 1 BB: 0 P: 9	R: 0 E: 0 K: 0 S: 3	H: 0 LOB: 0 BB: 0 P: 3	R: 0 E: 0 K: 2 S: 7	H: 1 LOB: 0 BB: 0 P: 7	R: 0 E: 0 K: 1 S: 5	H: 0 LOB: 0 BB: 0 P: 5	R: 0 E: 0 K: 0 S: 3	H: 0 LOB: 0 BB: 0 P: 3	R: 0 E: 0 K: 1 S: 6	H: 1 LOB: 1 BB: 0 P: 6	1B: 6 2B: 1 3B: 0 HR: 0	SF: 0 SAC: 1 DP: 0 HBP: 0	WP: 0 PB: 0 SB: 2 CS: 1	PA: 36
<b>PITCHER</b> Steve Carlton, L ERA: 2.65	IP: 9.0 WLS: W BF: 35 H: 7 R: 4 ER: 4 SO: 8 BB: 2 IBB: 0 HBP: 0 BLK: 0 WP: 0 HR: 0 S: 49 P: 57 ERA: 4.00 WHIP: 1.000																			

Batter	1	2	3	4	5	6	7	8	9	AB	R	H	RBI	BB	SO	LOB	BOTTOM			
Greg Gross, L OBP: 0.378, SLG: 0.516			SF8			3-1				3	1	2	1	0	0	1	San Francisco Giants @ Philadelphia Phillies Veterans Stadium, Philadelphia, PA Mon May 04 1981, 7:05 PM EDT Att: 25,492 - Unknown			
Pete Rose, S OBP: 0.414, SLG: 0.467			4-3							4	0	3	1	0	0	0				
Mike Schmidt, R OBP: 0.402, SLG: 0.721			6-3							4	1	0	0	0	1	2				
Gary Matthews, R OBP: 0.434, SLG: 0.492										4	0	1	1	0	0	1				
Manny Trillo, R OBP: 0.358, SLG: 0.347										4	0	0	0	0	2	1				
Gary Maddox, R OBP: 0.322, SLG: 0.325										3	2	2	0	1	0	0				
Larry Bowa, S OBP: 0.302, SLG: 0.313										4	1	3	1	0	0	2				
Bob Boone, R OBP: 0.303, SLG: 0.304										4	0	1	1	0	0	4				
Steve Carlton, L OBP: 0.316, SLG: 0.444										4	1	1	1	0	0	2				
<b>Inning Stats</b>	R: 0 E: 0 K: 0 S: 3	H: 2 LOB: 0 BB: 0 P: 3	R: 0 E: 0 K: 0 S: 4	H: 1 LOB: 2 BB: 1 P: 8	R: 1 E: 0 K: 0 S: 4	H: 1 LOB: 0 BB: 0 P: 4	R: 1 E: 0 K: 0 S: 5	H: 2 LOB: 1 BB: 0 P: 5	R: 1 E: 0 K: 1 S: 7	H: 2 LOB: 1 BB: 0 P: 7	R: 2 E: 1 K: 1 S: 8	H: 3 LOB: 1 BB: 0 P: 8	R: 1 E: 0 K: 1 S: 6	H: 1 LOB: 0 BB: 0 P: 6	R: 0 E: 0 K: 0 S: 4	H: 1 LOB: 1 BB: 0 P: 4		1B: 10 2B: 2 3B: 1 HR: 0	SF: 1 SAC: 0 DP: 0 HBP: 0	WP: 0 PB: 0 SB: 4 CS: 1
<b>PITCHER</b> Allen Ripley, R ERA: 3.18 Al Holland, L ERA: 6.94 Greg Minton, R ERA: 3.68	IP: 5.1 WLS: L BF: 26 H: 11 R: 5 ER: 4 SO: 2 BB: 1 IBB: 0 HBP: 0 BLK: 0 WP: 0 HR: 0 S: 29 P: 33 ERA: 6.75 WHIP: 2.250																			

AB	32
R	4
H	7
RBI	4
BB	2
SO	8
LOB	10



AB	34
R	6
H	13
RBI	6
BB	1
SO	3
LOB	13

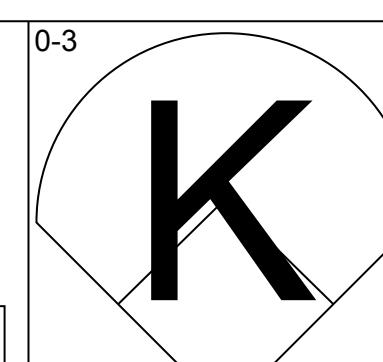
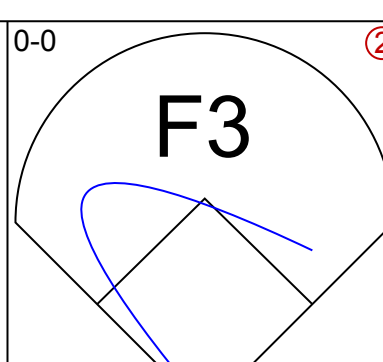
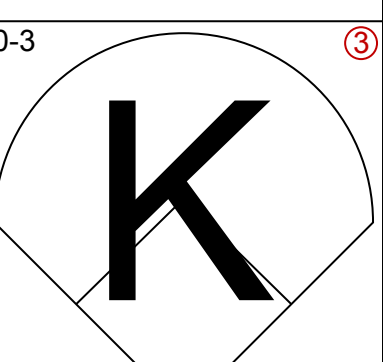
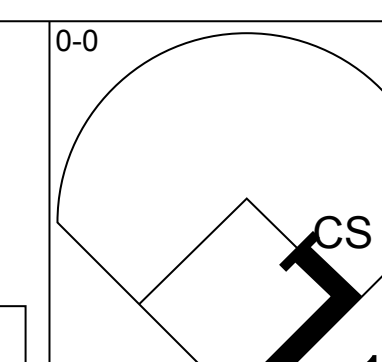
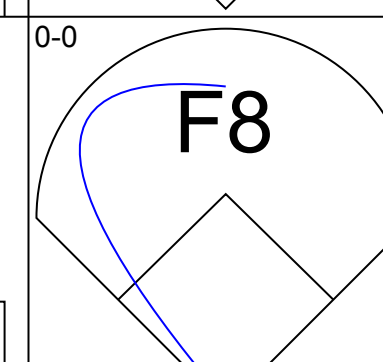
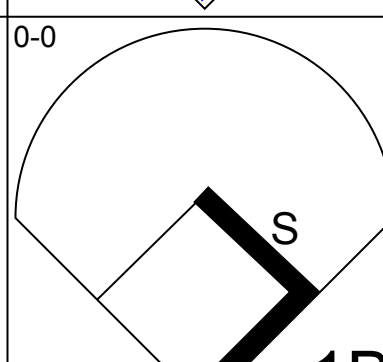
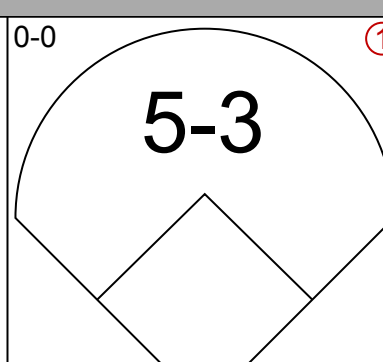
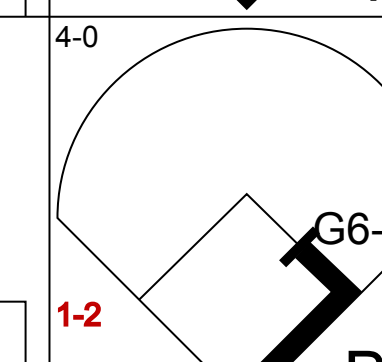
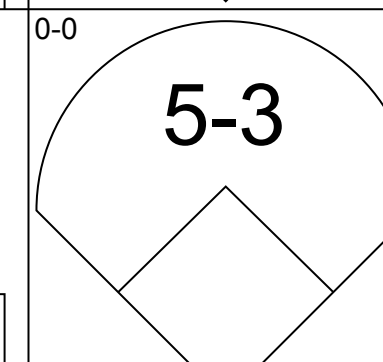
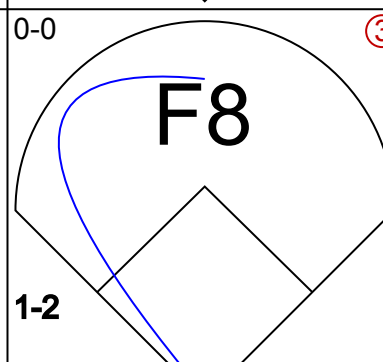
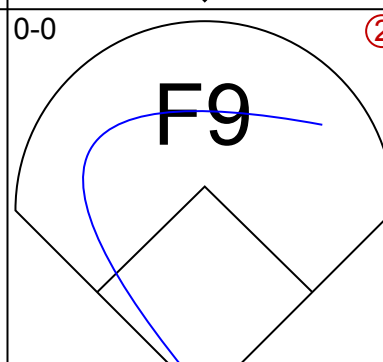
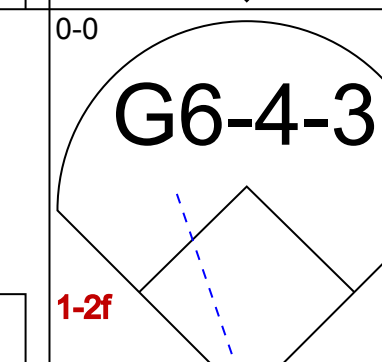
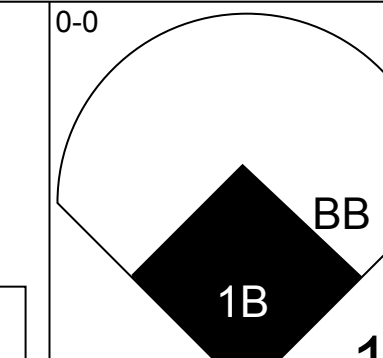
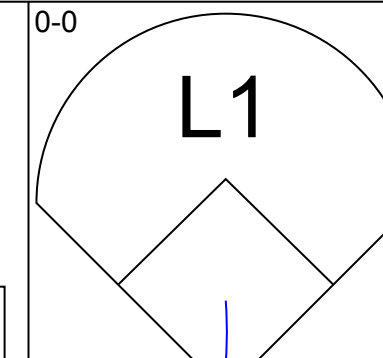
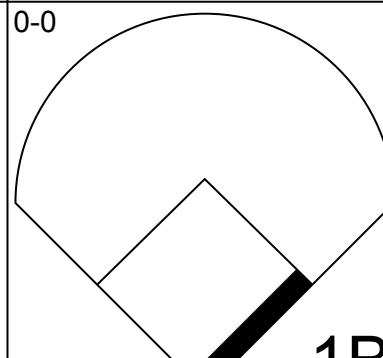
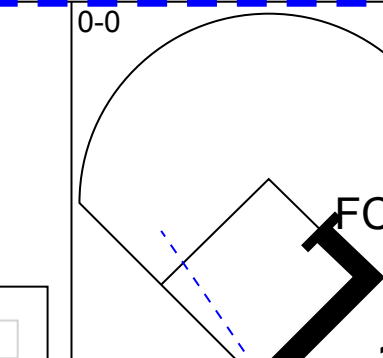
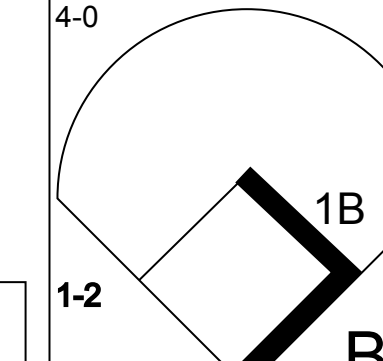
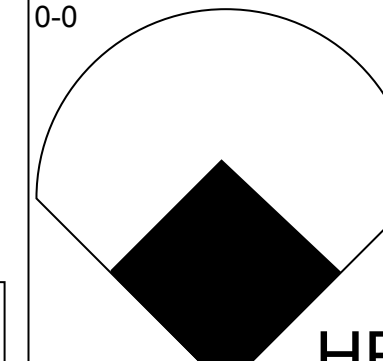
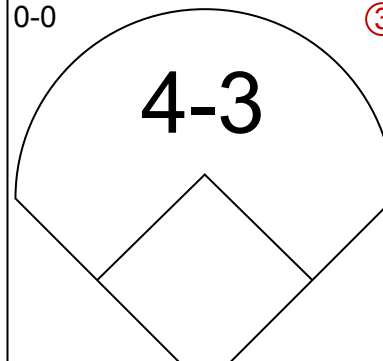
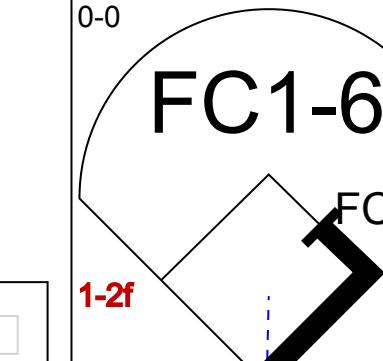
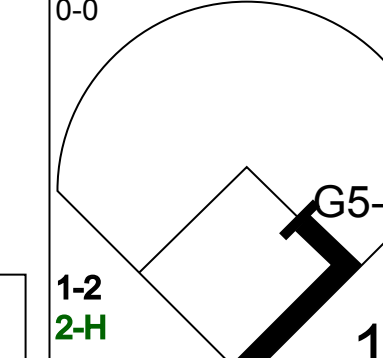
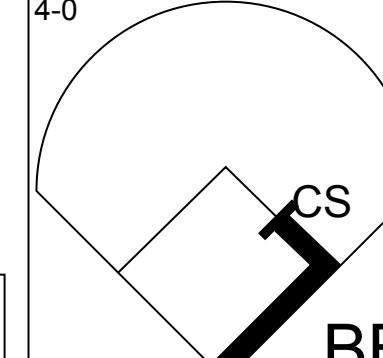
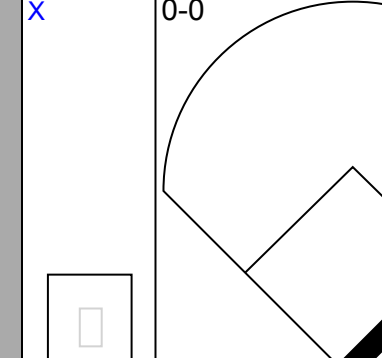
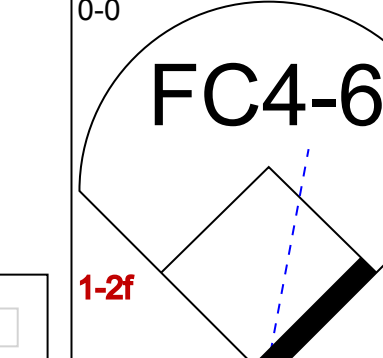


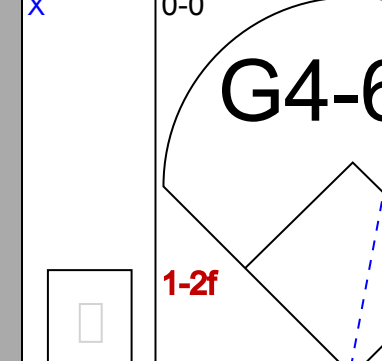
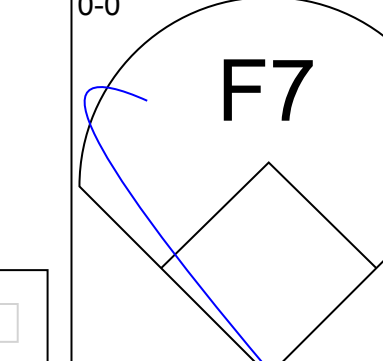

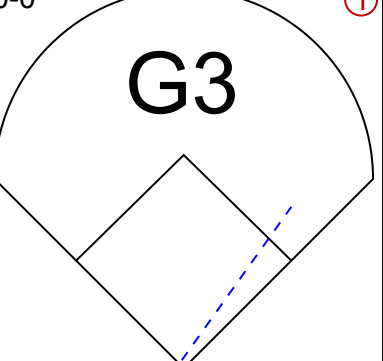
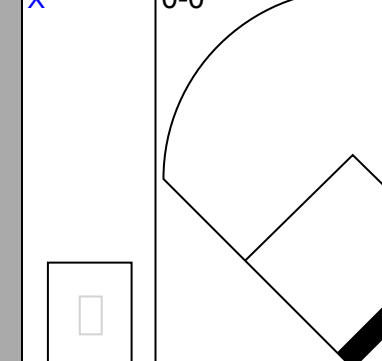

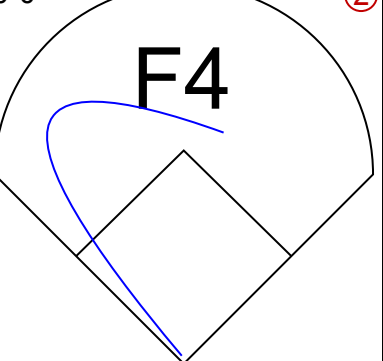
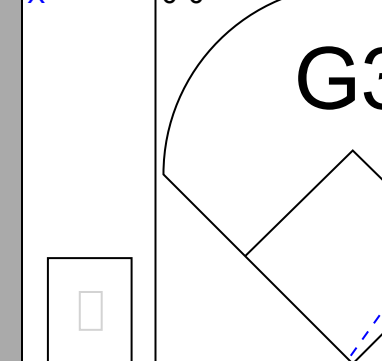



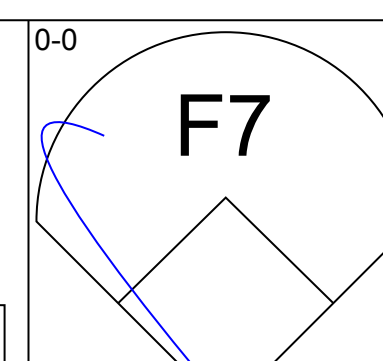
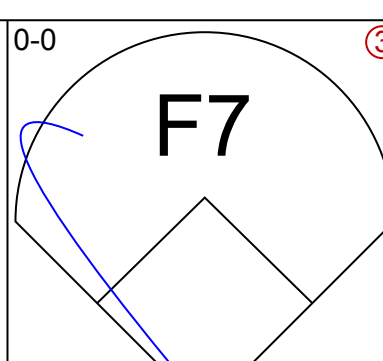
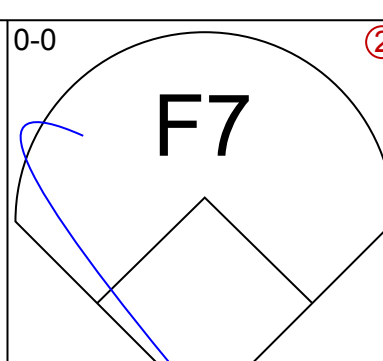
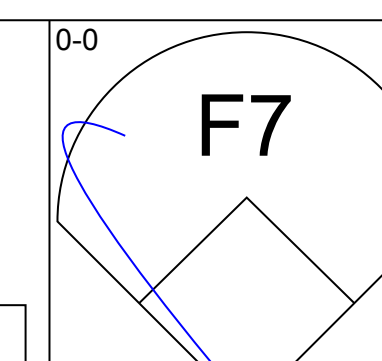
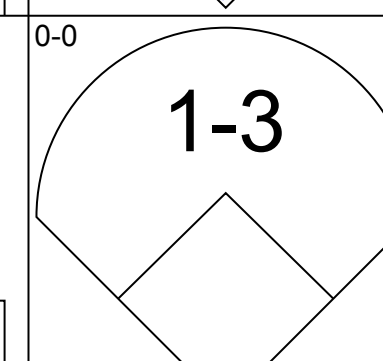
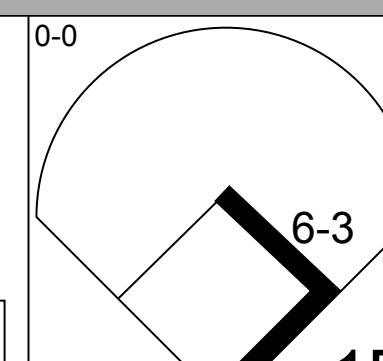
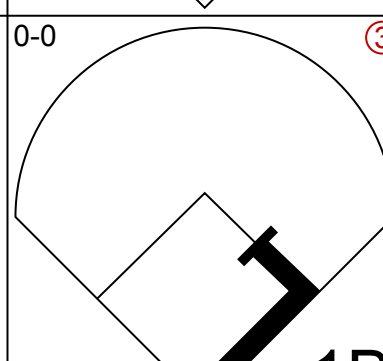
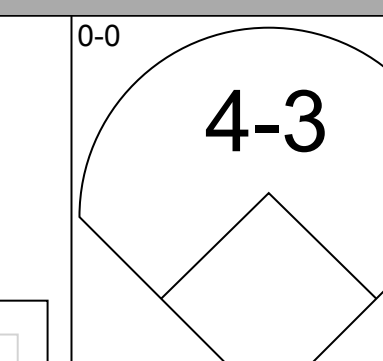
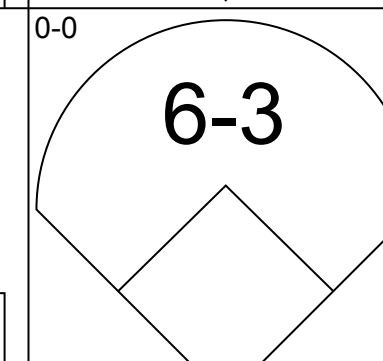
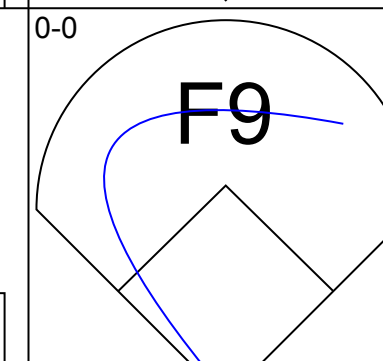
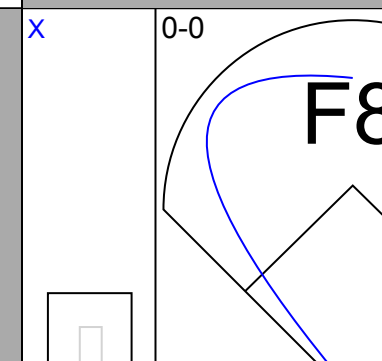
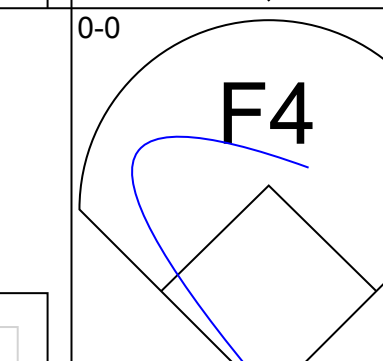
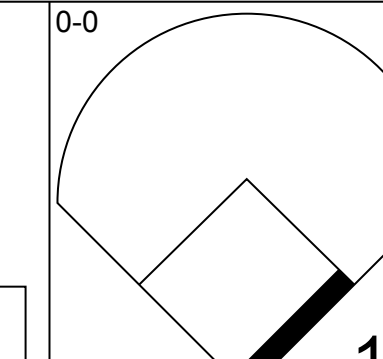
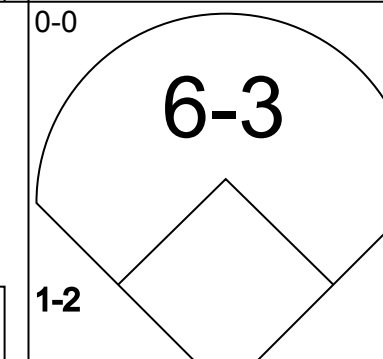
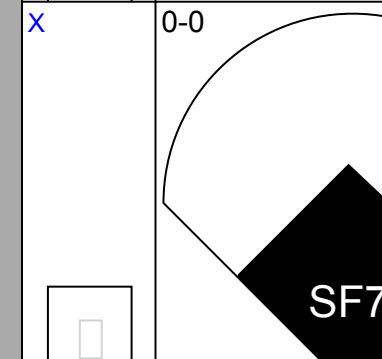
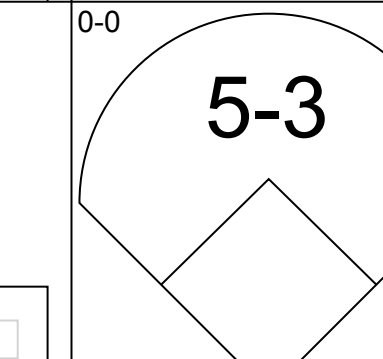

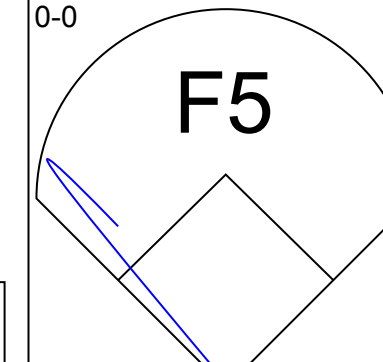
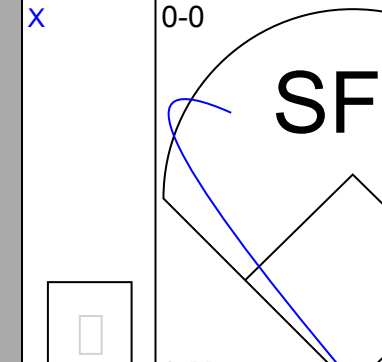

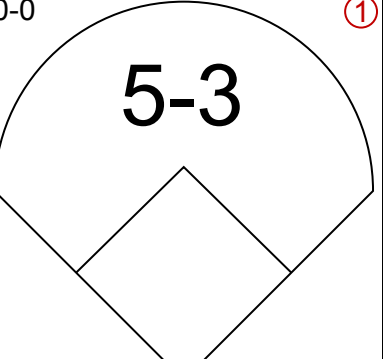
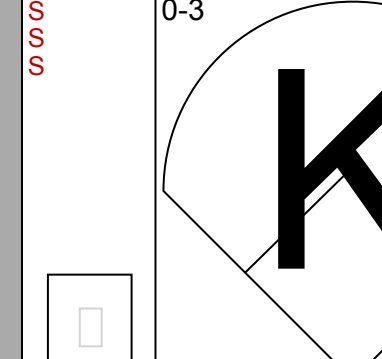

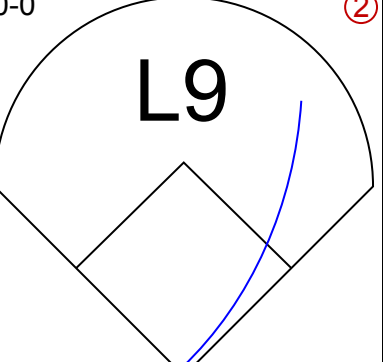
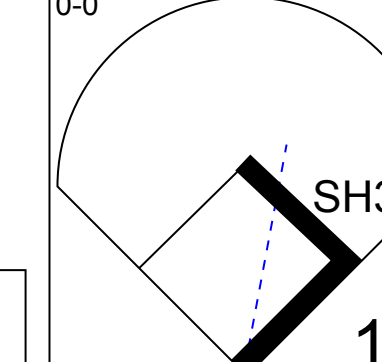
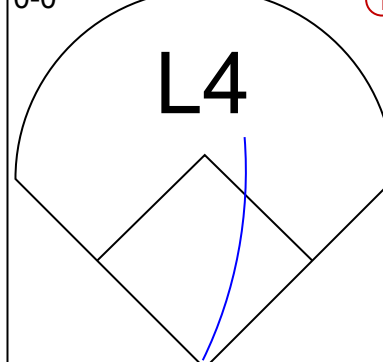
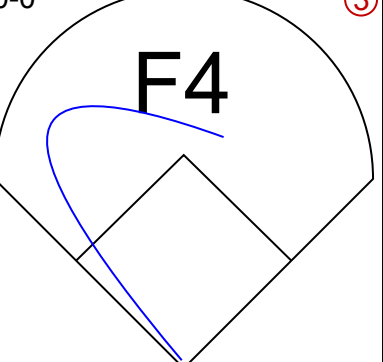
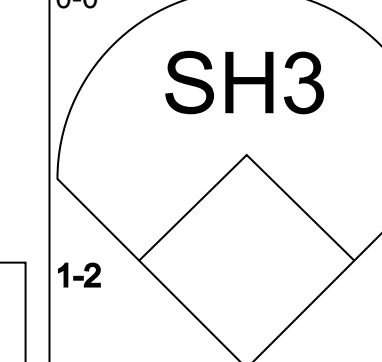
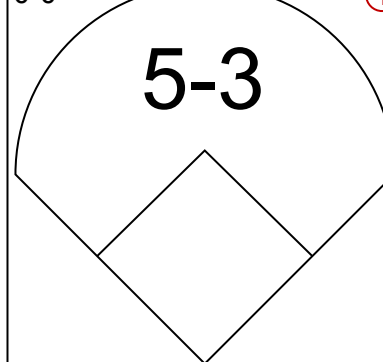
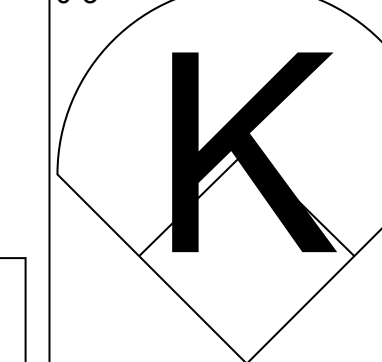
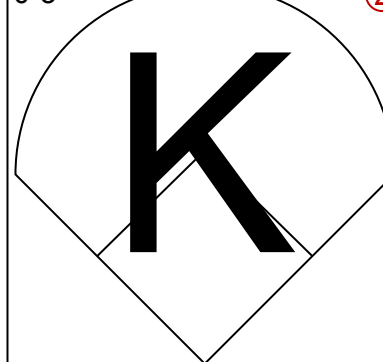


Batter	1	2	3	4	5	6	7	8	9	AB	R	H	RBI	BB	SO	LOB	TOP				
<b>Davey Lopes, R</b> OBP: 0.253, SLG: 0.174 (1, 4)	0-3 K	0-3 K			0-0 F9			0-0 S 1B	0-0 SH1-4	4	1	1	0	0	2	1	<b>Los Angeles Dodgers @ Philadelphia Phillies</b> <b>Veterans Stadium, Philadelphia, PA</b> Tue May 05 1981, 7:05 PM EDT Att: 27,241 - Unknown  <b>livebaseballscorecards.com</b>				
<b>Ken Landreaux, L</b> OBP: 0.365, SLG: 0.510 (1, 8)	0-0 2B		0-0 SF8		0-3 K			0-0 1B PB	0-3 K	5	3	3	1	0	2	1					
<b>Dusty Baker Jr., R</b> OBP: 0.366, SLG: 0.462 (1, 7)	0-0 WP 1-H		0-0 SF8		0-0 P3			0-0 PB 2B	0-0 5-3	4	1	2	2	0	0	1					
<b>Steve Garvey, R</b> OBP: 0.255, SLG: 0.410 (1, 3)	0-0 6-3		0-0 6-3		0-0 1B			0-3 K		4	0	1	0	0	1	2					
<b>Ron Cey, R</b> OBP: 0.376, SLG: 0.424 (1, 5)	4-0 2-3		0-3 K		0-0 L6			0-0 3-H HR		3	1	1	1	1	1	1					
<b>Pedro Guerrero, R</b> OBP: 0.329, SLG: 0.455 (1, 9)	0-3 K		0-0 6-3		0-3 K			0-0 2-H HR		4	1	1	2	0	2	3					
<b>Mike Scioscia, L</b> OBP: 0.400, SLG: 0.390 (1, 2)		0-0 F8		0-0 F8			0-0 F8	0-0 L4		4	0	0	0	0	0	0					
<b>Bill Russell, R</b> OBP: 0.241, SLG: 0.235 (1, 6)		0-0 S 1B		0-0 5-3			0-0 F8	0-0 4-3		4	0	1	0	0	0	0					
<b>Bob Welch, R</b> OBP: 0.226, SLG: 0.200 (6, 1)		0-3 K		0-0 1-3			0-0 3-1		0-0 SH1-4 2B	2	0	0	0	0	1	1					
<b>Dave Goltz, R</b> OBP: 0.187, SLG: 0.118 (7, PH)										0	0	0	0	0	0	0					
<b>Jay Johnstone, L</b> OBP: 0.157, SLG: 0.115 (7, 1)										0	0	0	0	0	0	0					
<b>Terry Forster, L</b> OBP: 0.156, SLG: 0.100 (7, 1)										0	0	0	0	0	0	0					
<b>Dave Stewart, R</b> OBP: 0.100, SLG: 0.100 (8, 1)										1	0	1	0	0	0	0					
<b>Bobby Castillo, R</b> OBP: 0.100, SLG: 0.100 (8, 1)										0	0	0	0	0	0	0					
<b>Steve Howe, L</b> OBP: 0.100, SLG: 0.100 (9, 1)										0	0	0	0	0	0	0					
<b>Inning Stats</b>	R: 1 E: 0 K: 2 S: 9	H: 2 LOB: 2 BB: 1 P: 13	R: 0 E: 0 K: 2 S: 8	H: 1 LOB: 1 BB: 0 P: 8	R: 1 E: 0 K: 1 S: 6	H: 1 LOB: 0 BB: 0 P: 6	R: 0 E: 0 K: 0 S: 3	H: 0 LOB: 0 BB: 0 P: 3	R: 0 E: 0 K: 1 S: 5	H: 1 LOB: 1 BB: 0 P: 6	R: 0 E: 0 K: 0 S: 3	H: 0 LOB: 0 BB: 0 P: 3	R: 5 E: 0 K: 1 S: 10	H: 5 LOB: 0 BB: 0 P: 10	R: 0 E: 0 K: 1 S: 6	H: 1 LOB: 1 BB: 0 P: 6	1B: 6 2B: 3 3B: 1 HR: 1	SF: 1 SAC: 1 DP: 0 HBP: 0	WP: 1 PB: 1 SB: 2 CS: 0	PA: 39	
<b>PITCHER</b>	IP	WLS	BF	H	R	ER	SO	BB	IBB	HBP	BLK	WP	HR	S	P	ERA	WHIP				
<b>Larry Christenson, R</b> ERA: 3.69 (1, 1)	7.0		29	7	4	4	7	1	0	0	0	1	0	42	46	5.14	1.143				
<b>Ron Reed, R</b> ERA: 5.79 (8, 1)	1.0		6	3	3	3	1	0	0	0	0	0	1	8	8	27.00	3.000				
<b>Sparky Lyle, L</b> ERA: 4.97 (9, 1)	1.0	W	4	1	0	0	1	0	0	0	0	0	0	6	6	0.00	1.000				

Batter	1	2	3	4	5	6	7	8	9	AB	R	H	RBI	BB	SO	LOB	BOTTOM					
<b>Greg Gross, L</b> OBP: 0.381, SLG: 0.500 (1, 9)	0-0 6-3		0-0 1B			0-0 BB HBP 2B	0-0 FC1-6 2B		0-0 FC4-6 2B	5	3	2	0	0	0	2	<b>Los Angeles Dodgers @ Philadelphia Phillies</b> <b>Veterans Stadium, Philadelphia, PA</b> Tue May 05 1981, 7:05 PM EDT Att: 27,241 - Unknown  <b>livebaseballscorecards.com</b>					
<b>Pete Rose, S</b> OBP: 0.423, SLG: 0.474 (1, 3)	0-0 4-3		0-0 1-3			1-0 2B HBP	0-0 2B		4-0 2B SF8 BB	3	2	1	1	1	0	1						
<b>Mike Schmidt, R</b> OBP: 0.414, SLG: 0.718 (1, 5)	0-3 K			0-0 F8		4-0 2B BB	4-0 IBB		0-0 2B	3	1	1	2	2	1	0						
<b>Gary Matthews, R</b> OBP: 0.432, SLG: 0.493 (1, 7)		0-0 F8		0-0 5-3		0-0 4-3 2B	0-0 F9		4-0 IBB	4	0	1	3	1	0	2						
<b>Manny Trillo, R</b> OBP: 0.360, SLG: 0.408 (1, 4)		0-0 1B 2B		0-0 F7		0-0 4-3		0-0 HR	0-0 SF8	4	1	2	2	0	0	1						
<b>Garry Maddox, R</b> OBP: 0.319, SLG: 0.322 (1, 8)		0-0 G6-4-3 1B		0-0 F9		0-0 F4		0-3 K		4	0	1	0	0	1	1						
<b>Larry Bowa, S</b> OBP: 0.289, SLG: 0.299 (1, 6)		0-0 G6-4-3		0-0 F5		0-0 F5		0-0 F3		4	0	0	0	0	0	3						
<b>Keith Moreland, R</b> OBP: 0.281, SLG: 0.500 (1, 2)			0-0 F3		0-0 F9		0-0 FC1-6 1B		0-0 F5	4	0	1	0	0	0	0						
<b>Larry Christenson, R</b> OBP: 0.182, SLG: 0.100 (1, 1)			0-3 K			4-0 HBP 1B BB	0-0 FC1-6		4-0 FC4-6 BB	2	1	0	0	1	1	1						
<b>Ron Reed, R</b> (8, 1)										0	0	0	0	0	0	0						
<b>Sparky Lyle, L</b> (9, 1)										0	0	0	0	0	0	0						
<b>Del Unser, L</b> OBP: 0.600, SLG: 0.857 (9, PH)										0	0	0	0	1	0	0						
<b>Lonnie Smith, R</b> OBP: 0.193, SLG: 0.120 (9, PH)										0	0	0	0	0	0	0						
<b>Inning Stats</b>	R: 0 E: 0 K: 1 S: 5	H: 0 LOB: 0 BB: 0 P: 5	R: 0 E: 0 K: 0 S: 4	H: 2 LOB: 1 BB: 0 P: 4	R: 0 E: 0 K: 1 S: 6	H: 1 LOB: 0 BB: 0 P: 6	R: 0 E: 0 K: 0 S: 3	H: 0 LOB: 0 BB: 0 P: 3	R: 0 E: 0 K: 0 S: 3	H: 0 LOB: 0 BB: 0 P: 3	R: 4 E: 0 K: 0 S: 5	H: 2 LOB: 1 BB: 2 P: 14	R: 1 E: 0 K: 0 S: 5	H: 2 LOB: 2 BB: 1 P: 9	R: 1 E: 0 K: 1 S: 6	H: 1 LOB: 0 BB: 0 P: 6	R: 2 E: 0 K: 0 S: 3	H: 1 LOB: 2 BB: 3 P: 15	1B: 4 2B: 4 3B: 0 HR: 1	SF: 1 SAC: 0 DP: 1 HBP: 1	WP: 0 PB: 0 SB: 0 CS: 0	PA: 41
<b>PITCHER</b>	IP	WLS	BF	H	R	ER	SO	BB	IBB	HBP	BLK	WP	HR	S	P	ERA	WHIP					
<b>Bob Welch, R</b> ERA: 4.4 (1, 1)	5.0		21	4	4	4	2	2	0	1	0	0	0	22	31	7.20	1.200					
<b>Dave Goltz, R</b> ERA: 3.75 (6, 1)	1.0		4	1	0	0	0	0	0	0	0	0	0	4	4	0.00	1.000					
<b>Terry Forster, L</b> ERA: 3.38 (7, 1)	0.2		4	2	1	1	0	0	0	0	0	0	0	4	4	13.50	3.000					
<b>Dave Stewart, R</b> ERA: (7, 1)	0.1		2	0	0	0	0	0	1	0	0	0	0	1	5	0.00	0.000					
<b>Bobby Castillo, R</b> ERA: 5.14 (8, 1)	1.1	L	8	2	3	3	1	2	0	0	0	0	1	8	16	20.25	3.000					



Batter	1	2	3	4	5	6	7	8	9	AB	R	H	RBI	BB	SO	LOB	TOP					
Davey Lopes, R OBP: 0.252, SLG: 0.178 (1, 4)										4	0	1	0	0	2	0	<b>Los Angeles Dodgers @ Philadelphia Phillies</b> <b>Veterans Stadium, Philadelphia, PA</b> Wed May 06 1981, 7:05 PM EDT Att: 25,850 - Unknown					
Ken Landreaux, L OBP: 0.370, SLG: 0.505 (1, 8)										3	0	1	0	1	0	0						
Dusty Baker Jr., R OBP: 0.352, SLG: 0.443 (1, 7)										4	0	0	0	0	0	2						
Steve Garvey, R OBP: 0.273, SLG: 0.423 (1, 3)										4	1	3	0	0	0	0						
Ron Cey, R OBP: 0.381, SLG: 0.455 (1, 5)										3	1	1	1	1	0	2						
Pedro Guerrero, R OBP: 0.351, SLG: 0.464 (1, 9)										3	0	2	1	1	0	1						
Mike Scioscia, L OBP: 0.378, SLG: 0.365 (1, 2)									4	0	0	0	0	0	0	5						
Bill Russell, R OBP: 0.244, SLG: 0.238 (1, 6)									3	0	1	0	0	0	2							
Burt Hooton, R OBP: 0.214, SLG: 0.231 (1, 1)									3	0	0	0	0	0	1							
<b>Inning Stats</b>	R: 0 E: 0 K: 1 S: 5	H: 0 LOB: 0 BB: 0 P: 5	R: 1 E: 0 K: 0 S: 4	H: 2 LOB: 1 BB: 1 P: 8	R: 0 E: 0 K: 1 S: 6	H: 1 LOB: 1 BB: 0 P: 6	R: 1 E: 0 K: 0 S: 3	H: 1 LOB: 0 BB: 1 P: 7	R: 0 E: 0 K: 1 S: 5	H: 0 LOB: 0 BB: 0 P: 5	R: 0 E: 0 K: 0 S: 4	H: 1 LOB: 1 BB: 0 P: 4	R: 0 E: 0 K: 0 S: 4	H: 2 LOB: 1 BB: 0 P: 4	R: 0 E: 0 K: 0 S: 2	H: 1 LOB: 0 BB: 1 P: 6	R: 0 E: 0 K: 0 S: 4	H: 1 LOB: 1 BB: 0 P: 4	1B: 8 2B: 0 3B: 0 HR: 1	SF: 0 SAC: 0 DP: 3 HBP: 0	WP: 0 PB: 0 SB: 1 CS: 2	PA: 34
<b>PITCHER</b>	IP WLS BF H R ER SO BB IBB HBP BLK WP HR S P ERA WHIP																					
Nino Espinosa, R ERA: 4.67 (1, 1)	8.0 L 30 8 2 2 3 3 0 0 0 0 0 1 33 45 2.25 1.375																					
Mike Proly, R ERA: 2.03 (9, 1)	1.0 4 1 0 0 0 0 0 0 0 0 0 0 4 4 0.00 1.000																					

Batter	1	2	3	4	5	6	7	8	9	AB	R	H	RBI	BB	SO	LOB	BOTTOM					
Greg Gross, L OBP: 0.348, SLG: 0.450 (1, 9)										4	0	0	0	0	0	1	<b>Los Angeles Dodgers @ Philadelphia Phillies</b> <b>Veterans Stadium, Philadelphia, PA</b> Wed May 06 1981, 7:05 PM EDT Att: 25,850 - Unknown					
Pete Rose, S OBP: 0.426, SLG: 0.475 (1, 3)										4	0	2	0	0	0	0						
Mike Schmidt, R OBP: 0.396, SLG: 0.680 (1, 5)										4	0	0	0	0	0	1						
Gary Matthews, R OBP: 0.435, SLG: 0.521 (1, 7)										4	1	2	0	0	0	1						
Manny Trillo, R OBP: 0.348, SLG: 0.397 (1, 4)									2	0	0	1	0	0	2							
Gary Maddox, R OBP: 0.309, SLG: 0.311 (1, 8)									3	0	0	0	0	2	1							
Larry Bowa, S OBP: 0.290, SLG: 0.300 (1, 6)									3	0	1	0	0	0	1							
Bob Boone, R OBP: 0.295, SLG: 0.296 (1, 2)									2	0	0	0	0	0	0							
Nino Espinosa, R OBP: 0.143, SLG: 0.143 (1, 1)										2	0	0	0	0	1	0						
Del Unser, L OBP: 0.545, SLG: 0.750 (8, PH)									1	0	0	0	0	0	1							
Mike Proly, R (9, 1)									0	0	0	0	0	0	0							
<b>Inning Stats</b>	R: 0 E: 0 K: 0 S: 3	H: 0 LOB: 0 BB: 0 P: 3	R: 0 E: 0 K: 1 S: 6	H: 1 LOB: 1 BB: 0 P: 6	R: 0 E: 0 K: 1 S: 5	H: 0 LOB: 0 BB: 0 P: 5	R: 0 E: 0 K: 0 S: 4	H: 1 LOB: 1 BB: 0 P: 4	R: 0 E: 0 K: 0 S: 3	H: 0 LOB: 0 BB: 0 P: 3	R: 0 E: 0 K: 0 S: 3	H: 1 LOB: 1 BB: 0 P: 3	R: 1 E: 0 K: 1 S: 6	H: 1 LOB: 0 BB: 0 P: 6	R: 0 E: 0 K: 1 S: 6	H: 1 LOB: 0 BB: 0 P: 6	R: 0 E: 0 K: 0 S: 3	H: 0 LOB: 0 BB: 0 P: 3	1B: 4 2B: 0 3B: 1 HR: 0	SF: 1 SAC: 1 DP: 0 HBP: 0	WP: 0 PB: 0 SB: 0 CS: 0	PA: 31
<b>PITCHER</b>	IP WLS BF H R ER SO BB IBB HBP BLK WP HR S P ERA WHIP																					
Burt Hooton, R ERA: 2.83 (1, 1)	9.0 W 31 5 1 1 4 0 0 0 0 0 0 0 39 39 1.00 0.556																					

AB	31
R	2
H	9
RBI	2
BB	3
SO	3
LOB	13

AB	29
R	1
H	5
RBI	1
BB	0
SO	4
LOB	8



Batter	1	2	3	4	5	6	7	8	9	AB	R	H	RBI	BB	SO	LOB	TOP										
Davey Lopes, R OBP: 0.250, SLG: 0.179 (1, 4)										5	0	1	0	0	0	3	<b>Los Angeles Dodgers @ Philadelphia Phillies</b> <b>Veterans Stadium, Philadelphia, PA</b> Thu May 07 1981, 7:05 PM EDT Att: 29,259 - Unknown										
Ken Landreaux, L OBP: 0.393, SLG: 0.525 (1, 8)										2	2	2	0	2	0	0											
Dusty Baker Jr., R OBP: 0.358, SLG: 0.450 (1, 7)										3	0	1	1	1	0	4											
Steve Garvey, R OBP: 0.281, SLG: 0.426 (1, 3)										4	0	2	1	0	0	1											
Ron Cey, R OBP: 0.367, SLG: 0.435 (1, 5)										4	0	0	0	0	0	3											
Pedro Guerrero, R OBP: 0.346, SLG: 0.452 (1, 9)										4	0	1	0	0	0	1											
Mike Scioscia, L OBP: 0.364, SLG: 0.348 (1, 2)										3	0	0	0	0	0	1											
Joe Ferguson, R OBP: 0.143, SLG: 0.143 (9, PH)										1	0	0	0	0	0	0											
Steve Yeager, R OBP: 0.300, SLG: 0.389 (9, 2)										0	0	0	0	0	0	0											
Bill Russell, R OBP: 0.244, SLG: 0.239 (1, 6)										4	0	1	0	0	0	0											
Jerry Reuss, L OBP: 0.250, SLG: 0.250 (1, 1)										4	0	2	0	0	1	0											
<b>Inning Stats</b>	R: 1 E: 0 K: 0 S: 3	H: 1 LOB: 0 BB: 1 P: 7	R: 0 E: 0 K: 0 S: 3	H: 0 LOB: 0 BB: 0 P: 3	R: 0 E: 0 K: 0 S: 5	H: 2 LOB: 2 BB: 0 P: 5	R: 0 E: 0 K: 0 S: 4	H: 1 LOB: 1 BB: 0 P: 4	R: 0 E: 1 K: 1 S: 6	H: 1 LOB: 2 BB: 1 P: 10	R: 0 E: 0 K: 0 S: 3	H: 0 LOB: 0 BB: 0 P: 3	R: 0 E: 0 K: 0 S: 4	H: 2 LOB: 1 BB: 1 P: 8	R: 0 E: 0 K: 0 S: 5	H: 2 LOB: 2 BB: 0 P: 5	1B: 8 2B: 3 3B: 0 HR: 0	SF: 0 SAC: 0 DP: 2 HBP: 0	WP: 0 PB: 0 SB: 1 CS: 1	PA: 37							
<b>PITCHER</b>	IP	WLS	BF	H	R	ER	SO	BB	IBB	HBP	BLK	WP	HR	S	P	ERA	WHIP										
Marty Bystrom, R ERA: 3.06 (1, 1)	7.1	L	29	7	2	2	1	2	0	0	0	0	0	29	37	2.46	1.227										
Mike Proly, R ERA: 1.53 (8, 1)	0.2		3	1	0	0	0	1	0	0	0	0	0	2	6	0.00	3.000										
Tug McGraw, L ERA: 3.72 (9, 1)	1.0		5	2	0	0	0	0	0	0	0	0	0	5	5	0.00	2.000										

AB	34
R	2
H	10
RBI	2
BB	3
SO	1
LOB	13





Batter	1	2	3	4	5	6	7	8	9	AB	R	H	RBI	BB	SO	LOB	BOTTOM										
Pete Rose, S OBP: 0.420, SLG: 0.476 (1, 3)										4	0	1	0	0	0	1	<b>Los Angeles Dodgers @ Philadelphia Phillies</b> <b>Veterans Stadium, Philadelphia, PA</b> Thu May 07 1981, 7:05 PM EDT Att: 29,259 - Unknown										
Manny Trillo, R OBP: 0.344, SLG: 0.390 (1, 4)										4	0	1	0	0	1	1											
Mike Schmidt, R OBP: 0.389, SLG: 0.671 (1, 5)										4	1	1	0	0	1	2											
Gary Matthews, R OBP: 0.416, SLG: 0.494 (1, 7)										4	0	0	0	0	1	2											
Dick Davis, R OBP: 0.667, SLG: 0.500 (1, 9)										3	0	2	1	0	0	0											
Garry Maddox, R OBP: 0.300, SLG: 0.301 (1, 8)										3	0	0	0	0	0	2											
Larry Bowa, S OBP: 0.281, SLG: 0.290 (1, 6)										3	0	0	0	0	0	2											
Bob Boone, R OBP: 0.284, SLG: 0.284 (1, 2)										3	0	0	0	0	0	1											
Marty Bystrom, R OBP: 0.100, SLG: 0.100 (1, 1)										2	0	1	0	0	0	0											
Lonnie Smith, R OBP: 0.178, SLG: 0.115 (9, PH)										1	0	0	0	0	1	0											
<b>Inning Stats</b>	R: 0 E: 0 K: 2 S: 8	H: 1 LOB: 1 BB: 0 P: 8	R: 0 E: 1 K: 0 S: 4	H: 1 LOB: 1 BB: 0 P: 4	R: 0 E: 0 K: 0 S: 3	H: 1 LOB: 0 BB: 0 P: 3	R: 1 E: 1 K: 0 S: 5	H: 2 LOB: 1 BB: 0 P: 5	R: 0 E: 0 K: 1 S: 5	H: 0 LOB: 0 BB: 0 P: 5	R: 0 E: 0 K: 0 S: 3	H: 0 LOB: 0 BB: 0 P: 3	R: 0 E: 0 K: 1 S: 5	H: 0 LOB: 0 BB: 0 P: 5	R: 0 E: 0 K: 0 S: 3	H: 1 LOB: 0 BB: 0 P: 3	1B: 4 2B: 2 3B: 0 HR: 0	SF: 0 SAC: 0 DP: 1 HBP: 0	WP: 0 PB: 0 SB: 0 CS: 1	PA: 31							
<b>PITCHER</b>	IP	WLS	BF	H	R	ER	SO	BB	IBB	HBP	BLK	WP	HR	S	P	ERA	WHIP										
Jerry Reuss, L ERA: 1.03 (1, 1)	9.0	W	31	6	1	1	4	0	0	0	0	0	0	39	39	1.00	0.667										





Batter	1	2	3	4	5	6	7	8	9	AB	R	H	RBI	BB	SO	LOB	TOP																
<b>Ozzie Smith, S</b> OBP: 0.296, SLG: 0.223 (1, 6)										5	1	1	0	0	1	2	<b>San Diego Padres @ Philadelphia Phillies</b> Veterans Stadium, Philadelphia, PA Fri May 08 1981, 7:05 PM EDT Att: 30,830 - Unknown																
<b>Ruppert Jones, L</b> OBP: 0.289, SLG: 0.304 (1, 8)										4	2	1	2	1	2	1																	
<b>Gene Richards, L</b> OBP: 0.294, SLG: 0.270 (1, 7)										4	0	1	0	1	2	0																	
<b>Terry Kennedy, L</b> OBP: 0.353, SLG: 0.365 (1, 2)										4	1	2	0	1	0	0																	
<b>Broderick Perkins, L</b> OBP: 0.400, SLG: 0.596 (1, 3)										4	1	1	1	0	0	1																	
<b>Joe Lefebvre, L</b> OBP: 0.272, SLG: 0.352 (7, PH)										2	1	1	1	1	0	0																	
<b>Dave Edwards, R</b> OBP: 0.156, SLG: 0.200 (7, 9)										1	0	0	0	0	0	2																	
<b>Luis Salazar, R</b> OBP: 0.297, SLG: 0.358 (1, 5)										4	0	2	2	0	0	1																	
<b>Juan Bonilla, R</b> OBP: 0.266, SLG: 0.279 (1, 4)										3	0	2	0	0	0	0																	
<b>John Curtis, L</b> OBP: 0.100, SLG: 0.100 (1, 1)										2	1	0	0	0	1	3																	
<b>John Ureca, R</b> OBP: 0.250, SLG: 0.250 (5, 1)										1	0	0	0	0	1	0																	
<b>Barry Evans, R</b> OBP: 0.335, SLG: 0.300 (8, PH)										1	0	0	0	0	1	1																	
<b>Gary Lucas, L</b> (8, 1)										0	0	0	0	0	0	0																	
<b>John Littlefield, R</b> (8, 1)										0	0	0	0	0	0	0																	
<b>Inning Stats</b>	R: 4 E: 1 K: 2 S: 13	H: 7 LOB: 2 BB: 0 P: 13	R: 0 E: 0 K: 1 S: 5	H: 0 LOB: 0 BB: 0 P: 5	R: 0 E: 0 K: 0 S: 3	H: 0 LOB: 1 BB: 1 P: 7	R: 2 E: 0 K: 2 S: 9	H: 2 LOB: 0 BB: 0 P: 9	R: 0 E: 0 K: 0 S: 3	H: 0 LOB: 0 BB: 0 P: 3	R: 0 E: 0 K: 1 S: 5	H: 0 LOB: 0 BB: 0 P: 5	R: 1 E: 0 K: 0 S: 3	H: 0 LOB: 2 BB: 3 P: 15	R: 0 E: 0 K: 1 S: 6	H: 1 LOB: 1 BB: 0 P: 6	R: 0 E: 0 K: 1 S: 6	H: 1 LOB: 1 BB: 0 P: 6	1B: 9 2B: 1 3B: 0 HR: 1	SF: 1 SAC: 1 DP: 0 HBP: 0	WP: 0 PB: 1 SB: 1 CS: 0	PA: 41											
<b>PITCHER</b>	IP WLS BF H R ER SO BB IBB HBP BLK WP HR S P ERA WHIP																																
<b>Dick Ruthven, R</b> ERA: 4.43 (1, 1)	6.1	31	9	7	7	6	4	0	0	0	0	0	1	39	55	9.95	2.053																
<b>Sparky Lyle, L</b> ERA: 4.4 (7, 1)	1.2	W	6	1	0	0	1	0	0	0	0	0	0	8	8	0.00	0.600																
<b>Tug McGraw, L</b> ERA: 3.38 (9, 1)	1.0		4	1	0	0	1	0	0	0	0	0	0	6	6	0.00	1.000																

Batter	1	2	3	4	5	6	7	8	9	AB	R	H	RBI	BB	SO	LOB	BOTTOM																	
<b>Pete Rose, S</b> OBP: 0.419, SLG: 0.467 (1, 3)										4	2	1	0	1	0	0	<b>San Diego Padres @ Philadelphia Phillies</b> Veterans Stadium, Philadelphia, PA Fri May 08 1981, 7:05 PM EDT Att: 30,830 - Unknown																	
<b>Manny Trillo, R</b> OBP: 0.357, SLG: 0.419 (1, 4)										4	3	2	3	1	0	1																		
<b>Mike Schmidt, R</b> OBP: 0.410, SLG: 0.750 (1, 5)										5	3	4	5	0	0	1																		
<b>Gary Matthews, R</b> OBP: 0.426, SLG: 0.512 (1, 7)										5	0	3	1	0	1	2																		
<b>Dick Davis, R</b> OBP: 0.667, SLG: 0.857 (1, 9)										3	1	2	0	0	0	1																		
<b>Greg Gross, L</b> OBP: 0.354, SLG: 0.439 (7, PH)										1	0	0	0	1	0	1																		
<b>Garry Maddox, R</b> OBP: 0.305, SLG: 0.306 (8, FR)										5	0	2	1	0	0	4																		
<b>Del Unser, L</b> OBP: 0.545, SLG: 0.750 (9, 8)										0	0	0	0	0	0	0																		
<b>Larry Bowa, S</b> OBP: 0.277, SLG: 0.278 (1, 6)										4	1	0	0	1	0	4																		
<b>Tug McGraw, R</b> (9, 1)										0	0	0	0	0	0	0																		
<b>Bob Boone, R</b> OBP: 0.267, SLG: 0.266 (1, 2)										5	0	0	0	0	1	6																		
<b>Dick Ruthven, R</b> OBP: 0.059, SLG: 0.059 (1, 1)										3	0	0	0	0	1	0																		
<b>Sparky Lyle, L</b> (7, 1)										0	0	0	0	0	0	0																		
<b>Keith Moreland, R</b> OBP: 0.273, SLG: 0.483 (8, PH)										1	0	0	0	0	0	1																		
<b>Luis Aguayo, R</b> OBP: 0.231, SLG: 0.167 (8, FR)										0	1	0	0	0	0	0																		
<b>Inning Stats</b>	R: 0 E: 0 K: 1 S: 6	H: 1 LOB: 1 BB: 0 P: 6	R: 1 E: 0 K: 0 S: 4	H: 2 LOB: 0 BB: 0 P: 4	R: 2 E: 0 K: 0 S: 7	H: 4 LOB: 2 BB: 0 P: 7	R: 0 E: 0 K: 0 S: 3	H: 0 LOB: 0 BB: 0 P: 3	R: 3 E: 1 K: 0 S: 6	H: 2 LOB: 2 BB: 2 P: 14	R: 0 E: 0 K: 1 S: 5	H: 0 LOB: 0 BB: 0 P: 5	R: 0 E: 0 K: 0 S: 4	H: 1 LOB: 1 BB: 0 P: 4	R: 5 E: 2 K: 1 S: 11	H: 4 LOB: 3 BB: 2 P: 19	1B: 9 2B: 1 3B: 2 HR: 2	SF: 0 SAC: 0 DP: 1 HBP: 0	WP: 0 PB: 0 SB: 3 CS: 0	PA: 44														
<b>PITCHER</b>	IP WLS BF H R ER SO BB IBB HBP BLK WP HR S P ERA WHIP																																	
<b>John Curtis, L</b> ERA: 6.45 (1, 1)	4.0	21	8	6	5	1	1	0	0	0	0	0	0	22	26	11.25	2.250																	
<b>John Ureca, R</b> ERA: (5, 1)	3.0		12	2	0	0	1	1	0	0	0	0	0	13	17	0.00	1.000																	
<b>Gary Lucas, L</b> ERA: 2.96 (8, 1)	0.1	L	5	1	5	1	1	1	0	0	0	0	0	6	10	27.00	6.000																	
<b>John Littlefield, R</b> ERA: 4.91 (8, 1)	0.2		6	3	0	0	0	0	1	0	0	0	0	1	5	9	0.00	4.500																





Batter	1	2	3	4	5	6	7	8	9	AB	R	H	RBI	BB	SO	LOB	TOP			
Ozzie Smith, S OBP: 0.292, SLG: 0.222 (1, 6)	F9		K			F9	4-3		E 1B	5	1	1	0	0	1	1	<b>San Diego Padres @ Philadelphia Phillies</b> Veterans Stadium, Philadelphia, PA Sat May 09 1981, 7:05 PM EDT Att: 30,907 - Unknown			
Juan Bonilla, R OBP: 0.290, SLG: 0.348 (1, 4)	G3 2B			L4				F7	E7 2B	5	0	3	3	0	0	0				
Gene Richards, L OBP: 0.298, SLG: 0.270 (1, 7)	G3 2-3			S 1B		K		BB BB	5-3	4	0	1	0	1	1	4				
Luis Salazar, R OBP: 0.289, SLG: 0.348 John Ureia, R OBP: 0.250, SLG: 0.250 Randy Bass, L OBP: 0.290, SLG: 0.328 John Littlefield, R (8, 1)	K			F3		6-3		G6-4-3 BB		3	0	0	0	0	1	4				
Steve Swisher, R OBP: 0.313, SLG: 0.267 (1, 2)		K		K				G6-4-3 1-2		3	1	0	0	1	2	3				
Broderick Perkins, L OBP: 0.350, SLG: 0.607 (1, 3)		K		K		K		4-3	4-3	4	1	1	1	0	2	0				
Barry Evans, R OBP: 0.357, SLG: 0.292 (1, 5)		K			F8			F8	F8	4	1	1	1	0	1	0				
Dave Edwards, R OBP: 0.167, SLG: 0.206 (6, 8)			K		K			1B E 1B	1B E 1B	4	1	1	0	0	2	1				
Tim Lollar, L OBP: 0.333, SLG: 1.333 Danny Boone, L (4, 1) Craig Stimac, R OBP: 0.143, SLG: 0.143 Joe Lefebvre, L OBP: 0.277, SLG: 0.356 (6, 9)			K			E5 2B		1B E 1B	1B E 1B	1	0	0	0	0	1	0				
<b>Inning Stats</b>	R: 0 E: 0 K: 1 S: 6	H: 1 LOB: 1 BB: 0 P: 6	R: 0 E: 0 K: 3 S: 9	H: 0 LOB: 0 BB: 0 P: 9	R: 0 E: 0 K: 3 S: 9	H: 0 LOB: 0 BB: 0 P: 9	R: 0 E: 0 K: 1 S: 6	H: 1 LOB: 1 BB: 0 P: 6	R: 0 E: 0 K: 2 S: 7	H: 0 LOB: 0 BB: 0 P: 7	R: 3 E: 0 K: 0 S: 5	H: 2 LOB: 1 BB: 1 P: 9	R: 0 E: 0 K: 0 S: 2	H: 0 LOB: 1 BB: 2 P: 10	R: 3 E: 1 K: 0 S: 7	H: 4 LOB: 1 BB: 0 P: 7		1B: 5 2B: 3 3B: 1 HR: 0	SF: 0 SAC: 0 DP: 1 HBP: 0	WP: 1 PB: 0 SB: 1 CS: 0
<b>PITCHER</b> Steve Carlton, L ERA: 3.15 (1, 1)	IP: 9.0 WLS: W BF: 39 H: 9 R: 6 ER: 6 SO: 11 BB: 3 IBB: 0 HBP: 0 BLK: 0 WP: 1 HR: 0 S: 58 P: 70 ERA: 6.00 WHIP: 1.333															<b>PITCHER</b>				

Batter	1	2	3	4	5	6	7	8	9	AB	R	H	RBI	BB	SO	LOB	BOTTOM			
Pete Rose, S OBP: 0.421, SLG: 0.468 Del Unser, L OBP: 0.583, SLG: 0.778 (8, 3)	HR 1B	6-3			FC6-4 5-3 1B		4-3	2B 1B 1B		4	2	2	0	0	0	1	<b>San Diego Padres @ Philadelphia Phillies</b> Veterans Stadium, Philadelphia, PA Sat May 09 1981, 7:05 PM EDT Att: 30,907 - Unknown			
Manny Trillo, R OBP: 0.356, SLG: 0.409 Lonnie Smith, R OBP: 0.200, SLG: 0.179 (6, 7)	F8	F8			FC6-4 BB		4-3	1B 2B		2	0	0	0	1	0	2				
Mike Schmidt, R OBP: 0.419, SLG: 0.747 John Vukovich, R (9, 5)	HR BB		F8		FC6-4 5-3		WP 2B	1B IBB		3	1	1	0	2	0	2				
Gary Matthews, R OBP: 0.433, SLG: 0.553 Ramon Aviles, R OBP: 0.400, SLG: 0.250 (6, 4)	HR			9-3 1B	5-3		HBP BB	1B		3	1	2	4	0	0	1				
Dick Davis, R OBP: 0.500, SLG: 0.545 (1, 9)	F9		9-3		K		FC4 HBP	K		4	0	0	0	0	2	4				
Gary Maddox, R OBP: 0.321, SLG: 0.366 (1, 8)	HR			2B 3B		FC3-6 BB	FC4			3	2	2	1	1	0	3				
Larry Bowa, S OBP: 0.276, SLG: 0.287 (1, 6)	F9			2B		FC3-6 FC4-6		6-3		4	0	1	1	0	0	1				
Bob Boone, R OBP: 0.278, SLG: 0.268 (1, 2)		FC1-6 BB		CS 1B		P3		F8		3	0	1	0	1	0	1				
Steve Carlton, L OBP: 0.304, SLG: 0.500 (1, 1)	FC1-6 WP			K		FC4-6		1B 3B		4	1	1	0	0	1	3				
<b>Inning Stats</b>	R: 4 E: 0 K: 0 S: 6	H: 3 LOB: 0 BB: 1 P: 10	R: 0 E: 0 K: 0 S: 3	H: 0 LOB: 1 BB: 1 P: 7	R: 0 E: 0 K: 0 S: 3	H: 1 LOB: 0 BB: 0 P: 3	R: 1 E: 0 K: 1 S: 6	H: 3 LOB: 0 BB: 0 P: 6	R: 1 E: 0 K: 1 S: 6	H: 1 LOB: 1 BB: 1 P: 10	R: 0 E: 0 K: 0 S: 3	H: 0 LOB: 1 BB: 1 P: 7	R: 0 E: 0 K: 0 S: 4	H: 1 LOB: 3 BB: 1 P: 9	R: 3 E: 0 K: 1 S: 9	H: 4 LOB: 2 BB: 1 P: 13		1B: 6 2B: 4 3B: 2 HR: 2	SF: 0 SAC: 0 DP: 1 HBP: 1	WP: 2 PB: 0 SB: 0 CS: 1
<b>PITCHER</b> Tim Lollar, L ERA: 11.22 Danny Boone, L ERA: 2.57 John Ureia, R ERA: John Littlefield, R ERA: 6.05 (1, 1)	IP: 3.1 WLS: L BF: 16 H: 6 R: 5 ER: 5 SO: 0 BB: 2 IBB: 0 HBP: 0 BLK: 0 WP: 0 HR: 2 S: 14 P: 22 ERA: 13.50 WHIP: 2.400															<b>PITCHER</b>				





Batter	1	2	3	4	5	6	7	8	9	AB	R	H	RBI	BB	SO	LOB	TOP								
<b>Ozzie Smith, S</b> OBP: 0.304, SLG: 0.238 (1, 6)	6-3		2B			FC4-6				5	1	3	2	0	0	2	<b>San Diego Padres @ Philadelphia Phillies</b> Veterans Stadium, Philadelphia, PA Sun May 10 1981, 3:33 AM EDT Att: 40,447 - Unknown <a href="http://livebaseballscorecards.com">livebaseballscorecards.com</a>								
<b>Ruppert Jones, L</b> OBP: 0.276, SLG: 0.290 (1, 8)	K		K			CS				5	0	0	0	0	3	3									
<b>Gene Richards, L</b> OBP: 0.309, SLG: 0.294 (1, 7)	F8		1B							4	2	2	1	1	0	2									
<b>Terry Kennedy, L</b> OBP: 0.355, SLG: 0.376 (1, 2)		1B	2B			F7				5	1	2	1	0	0	2									
<b>Broderick Perkins, L</b> OBP: 0.422, SLG: 0.633 (1, 3)		BB	1B			L9				4	1	3	0	1	0	1									
<b>Joe Lefebvre, L</b> OBP: 0.295, SLG: 0.395 (1, 9)		BB	P1							3	1	1	3	2	0	2									
<b>Barry Evans, R</b> OBP: 0.394, SLG: 0.333 (1, 5)	SF7					FC4-6				3	1	2	1	1	0	1									
<b>Juan Bonilla, R</b> OBP: 0.301, SLG: 0.357 (1, 4)	G6-4-3		FC5-4			FC4-6				4	1	2	0	0	0	3									
<b>Steve Mura, R</b> OBP: 0.067, SLG: 0.067 (1, 1)										1	0	0	0	0	1	0									
<b>Jerry Turner, L</b> OBP: 0.412, SLG: 0.500 (6, PH)			K							0	0	0	0	1	0	0									
<b>Gary Lucas, L</b> (6, 1)										1	0	0	0	0	0	1									
<b>Inning Stats</b>	R: 0 E: 0 K: 1 S: 5	H: 0 LOB: 0 BB: 0 P: 5	R: 1 E: 0 K: 0 S: 4	H: 2 LOB: 1 BB: 1 P: 8	R: 2 E: 0 K: 2 S: 11	H: 4 LOB: 2 BB: 0 P: 11	R: 1 E: 0 K: 0 S: 4	H: 2 LOB: 1 BB: 0 P: 4	R: 0 E: 0 K: 0 S: 3	H: 0 LOB: 1 BB: 1 P: 7	R: 1 E: 0 K: 0 S: 4	H: 2 LOB: 1 BB: 1 P: 8	R: 3 E: 0 K: 0 S: 4	H: 2 LOB: 0 BB: 2 P: 12	R: 0 E: 0 K: 1 S: 7	H: 2 LOB: 2 BB: 0 P: 7	R: 0 E: 0 K: 0 S: 3	H: 1 LOB: 1 BB: 1 P: 7	1B: 10 2B: 4 3B: 0 HR: 1	SF: 1 SAC: 1 DP: 1 HBP: 0	WP: 0 PB: 0 SB: 4 CS: 2	PA: 45			
<b>PITCHER</b>	IP	WLS	BF	H	R	ER	SO	BB	IBB	HBP	BLK	WP	HR	S	P	ERA	WHIP								
<b>Larry Christenson, R</b> ERA: 4.93 (1, 1)	6.2	L	33	12	8	8	3	3	1	0	0	0	1	35	51	10.80	2.250								
<b>Mike Proly, R</b> ERA: 1.88 (7, 1)	0.1		1	0	0	0	1	0	0	0	0	0	0	0	4	0.00	3.000								
<b>Ron Reed, R</b> ERA: 5.23 (8, 1)	1.0		5	2	0	0	1	0	0	0	0	0	0	7	7	0.00	2.000								
<b>Sparky Lyle, L</b> ERA: 4.11 (9, 1)	1.0		4	1	0	0	0	1	0	0	0	0	0	3	7	0.00	2.000								

Batter	1	2	3	4	5	6	7	8	9	AB	R	H	RBI	BB	SO	LOB	BOTTOM								
<b>Pete Rose, S</b> OBP: 0.421, SLG: 0.483 (1, 3)	6-3		1B			4-3				5	1	2	0	0	0	0	<b>San Diego Padres @ Philadelphia Phillies</b> Veterans Stadium, Philadelphia, PA Sun May 10 1981, 3:33 AM EDT Att: 40,447 - Unknown <a href="http://livebaseballscorecards.com">livebaseballscorecards.com</a>								
<b>Bake McBride, L</b> OBP: 0.397, SLG: 0.509 (1, 9)	F7		1B			1-3				5	1	2	1	0	1	0									
<b>Mike Schmidt, R</b> OBP: 0.400, SLG: 0.707 (1, 5)	5-3		K			6-3				5	0	0	0	0	2	3									
<b>Gary Matthews, R</b> OBP: 0.431, SLG: 0.544 (1, 7)		1B	5-3			1B				5	2	2	0	0	0	2									
<b>Keith Moreland, R</b> OBP: 0.297, SLG: 0.485 (1, 2)	K		1B			1B				4	0	2	1	0	1	1									
<b>Greg Gross, L</b> OBP: 0.373, SLG: 0.455 (1, 8)			1B			1B				3	0	2	1	0	0	1									
<b>Lonnie Smith, R</b> OBP: 0.226, SLG: 0.241 (8, PH) (9, 8)	E6		1B			FC5-4				1	0	1	0	0	0	0									
<b>Manny Trillo, R</b> OBP: 0.362, SLG: 0.407 (1, 4)			K			FC5-4				3	0	1	1	0	1	4									
<b>Luis Aguayo, R</b> OBP: 0.176, SLG: 0.125 (1, 6)	F8					K				4	0	0	0	0	2	4									
<b>Larry Christenson, R</b> OBP: 0.143, SLG: 0.077 (1, 1)										3	0	0	0	0	2	2									
<b>Mike Proly, R</b> (7, 1)	K					4-3				0	0	0	0	0	0	0									
<b>Ron Reed, R</b> (8, 1)										0	0	0	0	0	0	0									
<b>Dick Davis, R</b> OBP: 0.467, SLG: 0.500 (8, PH)										1	0	0	0	0	0	2									
<b>Sparky Lyle, L</b> (9, 1)										0	0	0	0	0	0	0									
<b>Inning Stats</b>	R: 0 E: 0 K: 0 S: 3	H: 0 LOB: 0 BB: 0 P: 3	R: 1 E: 1 K: 2 S: 10	H: 2 LOB: 2 BB: 0 P: 10	R: 2 E: 1 K: 2 S: 11	H: 4 LOB: 2 BB: 0 P: 11	R: 0 E: 0 K: 1 S: 5	H: 0 LOB: 0 BB: 0 P: 5	R: 1 E: 0 K: 0 S: 6	H: 3 LOB: 2 BB: 0 P: 6	R: 0 E: 0 K: 1 S: 5	H: 0 LOB: 0 BB: 0 P: 5	R: 0 E: 0 K: 2 S: 7	H: 0 LOB: 0 BB: 0 P: 7	R: 0 E: 0 K: 1 S: 6	H: 1 LOB: 2 BB: 0 P: 7	R: 0 E: 0 K: 0 S: 4	H: 2 LOB: 1 BB: 0 P: 4	1B: 10 2B: 1 3B: 1 HR: 0	SF: 0 SAC: 0 DP: 1 HBP: 1	WP: 0 PB: 0 SB: 0 CS: 0	PA: 40			
<b>PITCHER</b>	IP	WLS	BF	H	R	ER	SO	BB	IBB	HBP	BLK	WP	HR	S	P	ERA	WHIP								
<b>Steve Mura, R</b> ERA: 3.66 (1, 1)	5.0	W	25	9	4	3	5	0	0	0	0	0	0	35	35	5.40	1.800								
<b>Gary Lucas, L</b> ERA: 2.54 (6, 1)	4.0	S	15	3	0	0	4	0	0	1	0	0	0	22	23	0.00	0.750								



Batter	1	2	3	4	5	6	7	8	9	AB	R	H	RBI	BB	SO	LOB	TOP										
<b>Pete Rose, S</b> OBP: 0.420, SLG: 0.471 (1, 3)										3	0	0	0	2	0	2	Philadelphia Phillies @ San Francisco Giants Candlestick Park, San Francisco, CA Tue May 12 1981, 10:05 PM EDT Att: 10,307 - Unknown										
<b>Bake McBride, L</b> OBP: 0.381, SLG: 0.483 (1, 9)										5	0	1	0	0	0	4											
<b>Mike Schmidt, R</b> OBP: 0.386, SLG: 0.677 (1, 5)										4	0	0	0	0	0	1											
<b>Gary Matthews, R</b> OBP: 0.415, SLG: 0.521 (1, 7)										4	0	0	0	0	0	1											
<b>Manny Trillo, R</b> OBP: 0.376, SLG: 0.421 (1, 4)										4	0	3	0	0	0	0											
<b>Gary Maddox, R</b> OBP: 0.319, SLG: 0.362 (1, 8)										4	0	1	0	0	0	2											
<b>Larry Bowa, S</b> OBP: 0.294, SLG: 0.305 (1, 6)										4	0	3	0	0	0	1											
<b>Bob Boone, R</b> OBP: 0.277, SLG: 0.267 (1, 2)										4	0	1	0	0	0	4											
<b>Nino Espinosa, R</b> OBP: 0.111, SLG: 0.111 (1, 1)										2	0	0	0	0	1	5											
<b>Greg Gross, L</b> OBP: 0.365, SLG: 0.444 (7, PH)										1	0	0	0	0	1	0											
<b>Mike Proly, R</b> Sparky Lyle, L Del Unser, L (9, PH)										0	0	0	0	0	0	0											
<b>Inning Stats</b>	R: 0 E: 0 K: 0 S: 4	H: 1 LOB: 1 BB: 0 P: 4	R: 0 E: 0 K: 0 S: 5	H: 2 LOB: 2 BB: 0 P: 5	R: 0 E: 0 K: 0 S: 2	H: 0 LOB: 0 BB: 1 P: 6	R: 0 E: 0 K: 1 S: 8	H: 3 LOB: 3 BB: 0 P: 8	R: 0 E: 0 K: 0 S: 3	H: 0 LOB: 0 BB: 0 P: 3	R: 0 E: 0 K: 0 S: 4	H: 1 LOB: 1 BB: 0 P: 4	R: 0 E: 0 K: 1 S: 5	H: 0 LOB: 1 BB: 1 P: 9	R: 0 E: 0 K: 0 S: 4	H: 1 LOB: 1 BB: 0 P: 4	R: 0 E: 0 K: 0 S: 4	H: 1 LOB: 2 BB: 1 P: 8	1B: 9 2B: 2 3B: 0 HR: 0	SF: 0 SAC: 0 DP: 1 HBP: 0	WP: 1 PB: 0 SB: 1 CS: 0	PA: 38					
<b>PITCHER</b>	IP	WLS	BF	H	R	ER	SO	BB	IBB	HBP	BLK	WP	HR	S	P	ERA	WHIP										
<b>Doyle Alexander, R</b> ERA: 1.32	(1, 1)	7.0	W	29	7	0	0	2	2	0	0	0	0	31	39	0.00	1.286										
<b>Greg Minton, R</b> ERA: 3.49	(8, 1)	2.0		9	2	0	0	0	1	0	0	0	0	8	12	0.00	1.500										

Batter	1	2	3	4	5	6	7	8	9	AB	R	H	RBI	BB	SO	LOB	BOTTOM										
<b>Bill North, S</b> OBP: 0.381, SLG: 0.358 (1, 8)										4	2	3	0	0	0	1	Philadelphia Phillies @ San Francisco Giants Candlestick Park, San Francisco, CA Tue May 12 1981, 10:05 PM EDT Att: 10,307 - Unknown										
<b>Enos Cabell, R</b> OBP: 0.291, SLG: 0.374 (1, 3)										4	1	2	1	0	0	2											
<b>Jack Clark, R</b> OBP: 0.304, SLG: 0.351 (1, 9)										4	1	3	1	0	0	1											
<b>Darrell Evans, L</b> OBP: 0.318, SLG: 0.388 (1, 5)										4	0	0	0	0	0	5											
<b>Larry Herndon, R</b> OBP: 0.381, SLG: 0.482 (1, 7)										4	0	2	1	0	0	0											
<b>Joe Morgan, L</b> OBP: 0.291, SLG: 0.287 (1, 4)										2	0	0	1	1	0	0											
<b>Milt May, L</b> OBP: 0.343, SLG: 0.333 (1, 2)										4	0	0	0	0	0	2											
<b>Johnnie LeMaster, R</b> OBP: 0.298, SLG: 0.279 (1, 6)										3	0	0	0	0	1	0											
<b>Doyle Alexander, R</b> OBP: 0.176, SLG: 0.133 (1, 1)										2	0	0	0	0	0	0											
<b>Rennie Stennett, R</b> OBP: 0.233, SLG: 0.286 (7, PH)										1	0	1	0	0	0	0											
<b>Greg Minton, S</b> ERA: 3.78 (8, 1)										0	0	0	0	0	0	0											
<b>Inning Stats</b>	R: 3 E: 0 K: 0 S: 7	H: 4 LOB: 1 BB: 0 P: 7	R: 0 E: 0 K: 1 S: 6	H: 1 LOB: 1 BB: 0 P: 6	R: 0 E: 0 K: 0 S: 3	H: 2 LOB: 0 BB: 0 P: 3	R: 0 E: 0 K: 0 S: 3	H: 0 LOB: 0 BB: 0 P: 3	R: 0 E: 0 K: 0 S: 4	H: 1 LOB: 1 BB: 0 P: 4	R: 0 E: 0 K: 0 S: 3	H: 0 LOB: 1 BB: 1 P: 7	R: 1 E: 0 K: 0 S: 6	H: 3 LOB: 2 BB: 0 P: 6	R: 0 E: 0 K: 0 S: 3	H: 0 LOB: 0 BB: 0 P: 3	1B: 9 2B: 2 3B: 0 HR: 0	SF: 1 SAC: 0 DP: 0 HBP: 0	WP: 0 PB: 0 SB: 3 CS: 1	PA: 35							
<b>PITCHER</b>	IP	WLS	BF	H	R	ER	SO	BB	IBB	HBP	BLK	WP	HR	S	P	ERA	WHIP										
<b>Nino Espinosa, R</b> ERA: 4.64	(1, 1)	6.0	L	25	8	3	3	1	0	0	0	0	0	26	30	4.50	1.500										
<b>Mike Proly, R</b> ERA: 2.5	(7, 1)	0.2		5	3	1	1	0	0	0	0	0	0	5	5	13.50	4.500										
<b>Sparky Lyle, L</b> ERA: 3.78 (7, 1)	1.1		4	0	0	0	0	0	0	0	0	0	0	4	4	0.00	0.000										

AB 35  
R 0  
H 9  
RBI 0  
BB 3  
SO 2  
LOB 20



WP: 1 PA: 38  
PB: 0  
SB: 1  
CS: 0

AB 32  
R 4  
H 11  
RBI 4  
BB 1  
SO 1  
LOB 11



WP: 0 PA: 35  
PB: 0  
SB: 3  
CS: 1



Batter	1	2	3	4	5	6	7	8	9	AB	R	H	RBI	BB	SO	LOB	TOP					
<b>Pete Rose, S</b> OBP: 0.419, SLG: 0.463 (1, 3)	1-3		F7				G6-4-3 1B	1-3	4 0 1 0 1 0 1								<b>Philadelphia Phillies @ San Francisco Giants</b> <b>Candlestick Park, San Francisco, CA</b> Wed May 13 1981, 6:33 AM EDT Att: 6,946 - Unknown					
<b>Bake McBride, L</b> OBP: 0.366, SLG: 0.460 (1, 9)	4-3		BB	4-3			P4	1-3	5 0 1 0 0 0 3													
<b>Mike Schmidt, R</b> OBP: 0.387, SLG: 0.663 (1, 5)	1B		F8				G6-4-3 1-2	1B	5 0 2 0 0 1 3													
<b>Gary Matthews, R</b> OBP: 0.414, SLG: 0.505 (1, 7)	6-3		BB					E5 1B	3 1 0 0 1 0 2													
<b>Manny Trillo, R</b> OBP: 0.381, SLG: 0.424 (1, 4)			F7					F7	4 0 2 0 0 0 4													
<b>Gary Maddox, R</b> OBP: 0.325, SLG: 0.367 (1, 8)								BB 1B	4 0 2 0 0 0 2													
<b>Larry Bowa, S</b> OBP: 0.301, SLG: 0.312 (1, 6)			F8					1-2 2-H 1B	4 1 2 1 0 0 2													
<b>Keith Moreland, R</b> OBP: 0.275, SLG: 0.444 (1, 2)			G6-4-3					G6-4-3 BB	3 0 0 0 0 0 3													
<b>Del Unser, L</b> OBP: 0.643, SLG: 0.778 (8, PH)								1-2 2-3 BB	0 0 0 0 1 0 0													
<b>Bob Boone, R</b> OBP: 0.277, SLG: 0.267 (8, 2)								G6-4-3 BB	0 0 0 0 0 0 0													
<b>Marty Bystrom, R</b> OBP: 0.182, SLG: 0.182 (4, PH)									1 0 1 0 0 0 0													
<b>Dick Livius, R</b> OBP: 0.209, SLG: 0.538 (4, 1)									1 0 0 0 0 0 0													
<b>Ron Reed, R</b> OBP: 0.233, SLG: 0.200 (4, 1)									0 0 0 0 0 0 0													
<b>Ramon Aviles, R</b> OBP: 0.338, SLG: 0.435 (6, PH)									1 0 0 0 0 0 0													
<b>Sparky Lyle, L</b> OBP: 0.326, SLG: 0.435 (8, 1)									1 0 0 0 0 0 0													
<b>Greg Gross, L</b> OBP: 0.326, SLG: 0.435 (8, PH)									1 0 0 0 0 0 0													
<b>Tug McGraw, R</b> OBP: 0.326, SLG: 0.435 (8, 1)									0 0 0 0 0 0 0													
<b>Inning Stats</b>	R: 0 E: 0 K: 0 S: 4	H: 1 LOB: 1 BB: 0 P: 4	R: 0 E: 0 K: 0 S: 4	H: 2 LOB: 1 BB: 0 P: 4	R: 0 E: 0 K: 0 S: 5	H: 2 LOB: 3 BB: 1 P: 9	R: 1 E: 0 K: 0 S: 5	H: 2 LOB: 2 BB: 1 P: 9	R: 0 E: 0 K: 1 S: 5	H: 1 LOB: 1 BB: 0 P: 6	R: 0 E: 0 K: 0 S: 3	H: 0 LOB: 0 BB: 0 P: 3	R: 0 E: 0 K: 0 S: 3	H: 1 LOB: 0 BB: 0 P: 3	R: 1 E: 1 K: 0 S: 5	H: 2 LOB: 2 BB: 1 P: 9	R: 0 E: 0 K: 0 S: 4	H: 1 LOB: 1 BB: 0 P: 4	1B: 12 2B: 2 3B: 0 HR: 0	SF: 0 SAC: 0 DP: 4 HBP: 1	WP: 0 PB: 0 SB: 2 CS: 0	PA: 40
<b>PITCHER</b>	IP WLS BF H R ER SO BB IBB HBP BLK WP HR S P ERA WHIP																					
<b>Allen Ripley, R</b> ERA: 2.66 (1, 1)	7.1 W 34 11 2 1 1 2 0 0 1 0 0 0 33 42 1.23 1.773																					
<b>Greg Minton, R</b> ERA: 3.3 (8, 1)	1.2 S 6 1 0 0 0 1 0 0 0 0 0 0 5 9 0.00 1.200																					



Batter	1	2	3	4	5	6	7	8	9	AB	R	H	RBI	BB	SO	LOB	BOTTOM			
<b>Bill North, S</b> OBP: 0.366, SLG: 0.341 (1, 8)	4-3		1-3					L4	4 0 0 0 0 0 0								<b>Philadelphia Phillies @ San Francisco Giants</b> <b>Candlestick Park, San Francisco, CA</b> Wed May 13 1981, 6:33 AM EDT Att: 6,946 - Unknown			
<b>Enos Cabell, R</b> OBP: 0.298, SLG: 0.378 (1, 3)	F9		1B HR				G5-4-3 1B	5-3	4 1 2 0 0 0 0											
<b>Jack Clark, R</b> OBP: 0.302, SLG: 0.348 (1, 9)	K		HR				G5-4-3 1-2	5-3	4 1 1 0 0 1 1											
<b>Darrell Evans, L</b> OBP: 0.319, SLG: 0.412 (1, 5)			P6					F8	3 1 1 3 0 0 0											
<b>Larry Herndon, R</b> OBP: 0.388, SLG: 0.487 (1, 7)			1-H 3-H HR					5-3	3 1 2 0 0 0 0											
<b>Joe Morgan, L</b> OBP: 0.292, SLG: 0.300 (1, 4)			2B 1B					4-3	3 1 1 0 0 0 1											
<b>Milt May, L</b> OBP: 0.343, SLG: 0.344 (1, 2)			CS 2B					F7	3 0 1 2 0 0 0											
<b>Johnnie LeMaster, R</b> OBP: 0.299, SLG: 0.273 (1, 6)			2-H 3-H 2B					P4 CS	2 0 0 0 1 0 1											
<b>Allen Ripley, R</b> OBP: 0.118, SLG: 0.118 (1, 1)			2-3					1-3	3 0 0 0 0 1 1											
<b>Greg Minton, S</b> OBP: 0.118, SLG: 0.118 (8, 1)								1-2	0 0 0 0 0 0 0											
<b>Inning Stats</b>	R: 0 E: 0 K: 1 S: 5	H: 0 LOB: 0 BB: 0 P: 5	R: 2 E: 0 K: 0 S: 5	H: 3 LOB: 0 BB: 0 P: 5	R: 3 E: 0 K: 0 S: 7	H: 4 LOB: 1 BB: 0 P: 7	R: 0 E: 0 K: 1 S: 5	H: 0 LOB: 0 BB: 0 P: 5	R: 0 E: 0 K: 0 S: 3	H: 1 LOB: 0 BB: 0 P: 3	R: 0 E: 0 K: 0 S: 3	H: 0 LOB: 0 BB: 0 P: 3	R: 0 E: 0 K: 0 S: 2	H: 0 LOB: 1 BB: 1 P: 6	R: 0 E: 0 K: 0 S: 3	H: 0 LOB: 0 BB: 0 P: 3	1B: 5 2B: 2 3B: 0 HR: 1	SF: 0 SAC: 0 DP: 1 HBP: 0	WP: 0 PB: 0 SB: 0 CS: 2	PA: 30
<b>PITCHER</b>	IP WLS BF H R ER SO BB IBB HBP BLK WP HR S P ERA WHIP																			
<b>Marty Bystrom, R</b> ERA: 4.08 (1, 1)	3.0 L 15 7 0 0 1 0 0 0 0 0 0 0 8 8 0.00 0.500																			
<b>Ron Reed, R</b> ERA: 4.38 (4, 1)	2.0 6 1 0 0 1 0 0 0 0 0 0 0 8 8 0.00 0.500																			
<b>Sparky Lyle, L</b> ERA: 3.38 (6, 1)	2.0 6 0 0 0 0 1 0 0 0 0 0 0 5 9 0.00 0.500																			
<b>Tug McGraw, L</b> ERA: 3.09 (8, 1)	1.0 3 0 0 0 0 0 0 0 0 0 0 0 3 3 0.00 0.000																			



Batter	1	2	3	4	5	6	7	8	9	AB	R	H	RBI	BB	SO	LOB	TOP										
<b>Lonnie Smith, R</b> OBP: 0.250, SLG: 0.242 (1, 9)										4	0	1	0	1	1	4	Philadelphia Phillies @ San Francisco Giants Candlestick Park, San Francisco, CA Thu May 14 1981, 6:33 AM EDT Att: 6,561 - Unknown										
<b>Pete Rose, S</b> OBP: 0.411, SLG: 0.449 (1, 3)										4	1	0	0	1	0	2											
<b>Mike Schmidt, R</b> OBP: 0.395, SLG: 0.657 (1, 5)										4	1	2	0	1	0	0											
<b>Gary Matthews, R</b> OBP: 0.414, SLG: 0.500 (1, 7)										5	0	2	1	0	1	3											
<b>Manny Trillo, R</b> OBP: 0.390, SLG: 0.422 (1, 4)										3	1	1	0	2	0	3											
<b>Gary Maddox, R</b> OBP: 0.331, SLG: 0.360 (1, 8)										2	0	0	0	2	1	5											
<b>Larry Bowa, S</b> OBP: 0.297, SLG: 0.301 (1, 6)										4	0	0	0	1	1	7											
<b>Keith Moreland, R</b> OBP: 0.267, SLG: 0.400 (1, 2)										4	0	0	0	1	0	5											
<b>Dick Ruthven, R</b> OBP: 0.143, SLG: 0.150 (9, 1)										3	0	1	0	1	0	0											
<b>Tug McGraw, R</b> OBP: 0.277, SLG: 0.267 (9, 2)										0	0	0	0	0	0	0											
<b>Inning Stats</b>	R: 0 E: 0 K: 1 S: 5	H: 0 LOB: 3 BB: 3 P: 17	R: 0 E: 0 K: 0 S: 3	H: 1 LOB: 1 BB: 1 P: 7	R: 0 E: 1 K: 0 S: 5	H: 1 LOB: 3 BB: 1 P: 9	R: 0 E: 0 K: 1 S: 5	H: 0 LOB: 0 BB: 0 P: 5	R: 0 E: 0 K: 0 S: 3	H: 0 LOB: 1 BB: 1 P: 7	R: 0 E: 0 K: 0 S: 3	H: 1 LOB: 0 BB: 0 P: 3	R: 0 E: 0 K: 1 S: 8	H: 2 LOB: 2 BB: 2 P: 16	R: 1 E: 0 K: 1 S: 7	H: 2 LOB: 3 BB: 2 P: 15	1B: 6 2B: 1 3B: 0 HR: 0	SF: 0 SAC: 1 DP: 2 HBP: 0	WP: 0 PB: 0 SB: 1 CS: 0	PA: 44							
<b>PITCHER</b>	IP	WLS	BF	H	R	ER	SO	BB	IBB	HBP	BLK	WP	HR	S	P	ERA	WHIP										
<b>Vida Blue, L</b> ERA: 2.0 (1, 1)	8.0	L	37	5	2	0	3	7	1	0	0	0	0	35	67	0.00	1.500										
<b>Greg Minton, R</b> ERA: 3.45 (9, 1)	1.0		7	2	1	1	1	1	1	0	0	0	0	7	15	9.00	3.000										

Batter	1	2	3	4	5	6	7	8	9	AB	R	H	RBI	BB	SO	LOB	BOTTOM										
<b>Bill North, S</b> OBP: 0.362, SLG: 0.348 (1, 8)										4	0	1	0	0	0	1	Philadelphia Phillies @ San Francisco Giants Candlestick Park, San Francisco, CA Thu May 14 1981, 6:33 AM EDT Att: 6,561 - Unknown										
<b>Enos Cabell, R</b> OBP: 0.289, SLG: 0.366 (1, 3)										4	0	0	0	0	1	2											
<b>Jack Clark, R</b> OBP: 0.301, SLG: 0.339 (1, 9)										3	0	0	0	1	0	1											
<b>Darrell Evans, L</b> OBP: 0.317, SLG: 0.407 (1, 5)										4	1	1	0	0	0	1											
<b>Larry Herndon, R</b> OBP: 0.387, SLG: 0.479 (1, 7)										2	0	0	0	1	0	1											
<b>Joe Morgan, L</b> OBP: 0.300, SLG: 0.301 (1, 4)										3	0	1	0	1	0	2											
<b>Milt May, L</b> OBP: 0.352, SLG: 0.347 (1, 2)										2	0	1	1	1	0	1											
<b>Johnnie LeMaster, R</b> OBP: 0.300, SLG: 0.275 (1, 6)										3	0	1	0	0	0	3											
<b>Vida Blue, S</b> OBP: 0.313, SLG: 0.286 (8, PH)										1	0	0	0	0	0	0											
<b>Greg Minton, S</b> OBP: 0.281, SLG: 0.286 (9, 1)										1	0	0	0	0	1	0											
<b>Inning Stats</b>	R: 0 E: 0 K: 0 S: 3	H: 0 LOB: 0 BB: 0 P: 3	R: 0 E: 0 K: 0 S: 4	H: 1 LOB: 0 BB: 0 P: 4	R: 0 E: 0 K: 1 S: 6	H: 1 LOB: 1 BB: 0 P: 6	R: 0 E: 0 K: 0 S: 3	H: 0 LOB: 1 BB: 1 P: 7	R: 0 E: 0 K: 0 S: 2	H: 0 LOB: 0 BB: 1 P: 6	R: 0 E: 0 K: 0 S: 3	H: 1 LOB: 0 BB: 0 P: 3	R: 1 E: 0 K: 0 S: 4	H: 2 LOB: 1 BB: 1 P: 8	R: 0 E: 0 K: 1 S: 5	H: 0 LOB: 1 BB: 1 P: 5	R: 0 E: 0 K: 0 S: 3	H: 0 LOB: 1 BB: 1 P: 7	1B: 4 2B: 1 3B: 0 HR: 0	SF: 0 SAC: 2 DP: 2 HBP: 0	WP: 0 PB: 0 SB: 0 CS: 1	PA: 33					
<b>PITCHER</b>	IP	WLS	BF	H	R	ER	SO	BB	IBB	HBP	BLK	WP	HR	S	P	ERA	WHIP										
<b>Dick Ruthven, R</b> ERA: 3.93 (1, 1)	8.0		30	5	1	1	2	3	1	0	0	0	0	30	46	1.12	1.000										
<b>Tug McGraw, L</b> ERA: 2.84 (9, 1)	1.0	S	3	0	0	0	0	0	0	0	0	0	0	3	3	0.00	0.000										





Batter	1	2	3	4	5	6	7	8	9	AB	R	H	RBI	BB	SO	LOB	TOP					
<b>Pete Rose, S</b> OBP: 0.397, SLG: 0.432 (1, 3)	0-0 1-3		0-0 F8		0-0 4-3		0-0 G3		0-0 6-3	5	0	0	0	0	0	0	<b>Philadelphia Phillies @ San Diego Padres</b> Jack Murphy Stadium, San Diego, CA Fri May 15 1981, 6:33 AM EDT Att: 15,939 - Unknown <a href="http://livebaseballscorecards.com">livebaseballscorecards.com</a>					
<b>Manny Trillo, R</b> OBP: 0.390, SLG: 0.421 (1, 4)	0-0 6-3		0-0 6-3		0-0 F8 1B		0-0 F9		0-0 1B	5	1	2	0	0	0	0						
<b>Bake McBride, L</b> OBP: 0.397, SLG: 0.485 (1, 9)	0-0 PB 1B		0-0 FC6-4 1B		0-0 E8 1B		0-0 1B		0-0 P4	5	1	4	0	0	0	1						
<b>Mike Schmidt, R</b> OBP: 0.388, SLG: 0.636 (1, 5)	0-3 K		0-0 FC6-4		0-0 E8 S 1B		0-0 P4		0-0 4-3	5	0	1	2	0	1	4						
<b>Gary Matthews, R</b> OBP: 0.408, SLG: 0.491 (1, 7)		0-0 FC5 1B		0-0 F5		0-3 K		0-0 L9		4	0	1	0	0	1	1						
<b>Gary Maddox, R</b> OBP: 0.336, SLG: 0.374 (1, 8)		0-0 F8		0-0 2B		0-0 6-3		0-0 3-1 1B		4	0	2	0	0	0	1						
<b>Larry Bowa, S</b> OBP: 0.303, SLG: 0.302 (1, 6)		0-0 1-2 1B		0-0 L7		0-0 BB		0-0 3-1		3	0	1	0	1	0	2						
<b>Bob Boone, R</b> OBP: 0.276, SLG: 0.258 (1, 2)		0-0 F2		0-0 5-3		0-0 F9		0-0 IBB		3	0	0	0	1	0	4						
<b>Steve Carlton, L</b> OBP: 0.259, SLG: 0.423 (1, 1)		0-0 FC5 2-3f		0-3 K		0-0 4-3		0-3 K		4	0	0	0	0	2	5						
<b>Inning Stats</b>	R: 0 E: 0 K: 1 S: 6	H: 1 LOB: 1 BB: 0 P: 6	R: 0 E: 0 K: 0 S: 5	H: 2 LOB: 2 BB: 0 P: 5	R: 0 E: 0 K: 0 S: 4	H: 1 LOB: 1 BB: 0 P: 4	R: 0 E: 0 K: 0 S: 4	H: 1 LOB: 1 BB: 0 P: 4	R: 2 E: 1 K: 2 S: 10	H: 3 LOB: 1 BB: 0 P: 10	R: 0 E: 0 K: 0 S: 3	H: 0 LOB: 1 BB: 1 P: 7	R: 0 E: 0 K: 0 S: 4	H: 1 LOB: 1 BB: 0 P: 4	R: 0 E: 0 K: 1 S: 6	H: 1 LOB: 2 BB: 1 P: 10	R: 0 E: 0 K: 0 S: 4	H: 1 LOB: 1 BB: 0 P: 4	1B: 10 2B: 1 3B: 0 HR: 0	SF: 0 SAC: 0 DP: 0 HBP: 0	WP: 0 PB: 1 SB: 0 CS: 1	PA: 40
<b>PITCHER</b>	IP WLS BF H R ER SO BB IBB HBP BLK WP HR S P ERA WHIP	IP WLS BF H R ER SO BB IBB HBP BLK WP HR S P ERA WHIP																				
<b>Steve Mura, R</b> ERA: 3.29 (1, 1)	8.0 L 36 10 2 1 4																					
<b>Gary Lucas, L</b> ERA: 2.53 (9, 1)	1.0 4 1 0 0 0																					

Batter	1	2	3	4	5	6	7	8	9	AB	R	H	RBI	BB	SO	LOB	BOTTOM					
<b>Ozzie Smith, S</b> OBP: 0.301, SLG: 0.250 (1, 6)	0-0 FC1-5 2B		0-3 K			0-0 5-3		0-3 K		4	0	1	0	0	2	0	<b>Philadelphia Phillies @ San Diego Padres</b> Jack Murphy Stadium, San Diego, CA Fri May 15 1981, 6:33 AM EDT Att: 15,939 - Unknown <a href="http://livebaseballscorecards.com">livebaseballscorecards.com</a>					
<b>Juan Bonilla, R</b> OBP: 0.352, SLG: 0.383 (1, 4)	4-0 FC1-5 BB		0-3 K			4-0 CS BB		0-0 F9		2	0	0	0	2	1	0						
<b>Gene Richards, L</b> OBP: 0.346, SLG: 0.353 (1, 7)	0-0 FC1-5 G5-4-3 1-2 2-3f				0-0 L5-3 1B		0-0 CS 1-2		4-0 2B BB	3	0	1	0	1	1	2						
<b>Barry Evans, R</b> OBP: 0.359, SLG: 0.333 (1, 5)	0-0 G5-4-3				0-0 L5-3		0-0 1-3		0-0 2B	4	0	1	0	0	0	3						
<b>Broderick Perkins, L</b> OBP: 0.438, SLG: 0.667 (1, 3)		4-0 BB		0-3 K		0-0 3B 1B		0-0 6-3		3	1	1	0	1	1	1						
<b>Luis Salazar, R</b> OBP: 0.273, SLG: 0.341 (1, 8)		0-0 L5			0-0 4-3		0-0 3B			3	0	1	1	0	0	1						
<b>Steve Swisher, R</b> OBP: 0.283, SLG: 0.222 (1, 2)		0-0 F8			0-0 P4		0-3 K			3	0	0	0	0	1	2						
<b>Dave Edwards, R</b> OBP: 0.154, SLG: 0.189 (1, 9)		0-0 F8			0-0 F3			0-0 6-3		3	0	0	0	0	0	1						
<b>Steve Mura, R</b> OBP: 0.059, SLG: 0.059 (1, 1)			0-3 K			0-3 K			0-3 K	2	0	0	0	0	2	0						
<b>Craig Stimpac, R</b> OBP: 0.125, SLG: 0.125 (8, PH)										1	0	0	0	0	1	0						
<b>Gary Lucas, L</b> OBP: 0.167, SLG: 0.167 (9, 1)										0	0	0	0	0	0	0						
<b>Inning Stats</b>	R: 0 E: 0 K: 0 S: 3	H: 1 LOB: 1 BB: 1 P: 7	R: 0 E: 0 K: 0 S: 3	H: 0 LOB: 1 BB: 1 P: 7	R: 0 E: 0 K: 3 S: 9	H: 0 LOB: 0 BB: 0 P: 9	R: 0 E: 0 K: 1 S: 5	H: 1 LOB: 0 BB: 0 P: 5	R: 0 E: 0 K: 0 S: 3	H: 0 LOB: 0 BB: 0 P: 3	R: 0 E: 0 K: 1 S: 4	H: 0 LOB: 0 BB: 1 P: 8	R: 1 E: 0 K: 2 S: 9	H: 2 LOB: 1 BB: 0 P: 9	R: 0 E: 0 K: 2 S: 7	H: 0 LOB: 0 BB: 0 P: 7	R: 0 E: 0 K: 0 S: 3	H: 1 LOB: 1 BB: 1 P: 7	1B: 2 2B: 3 3B: 1 HR: 0	SF: 0 SAC: 0 DP: 2 HBP: 0	WP: 0 PB: 0 SB: 0 CS: 1	PA: 33
<b>PITCHER</b>	IP WLS BF H R ER SO BB IBB HBP BLK WP HR S P ERA WHIP	IP WLS BF H R ER SO BB IBB HBP BLK WP HR S P ERA WHIP																				
<b>Steve Carlton, L</b> ERA: 2.87 (1, 1)	9.0 W 32 5 1 1 9																					



Batter	1	2	3	4	5	6	7	8	9	AB	R	H	RBI	BB	SO	LOB	TOP										
<b>Pete Rose, S</b> OBP: 0.397, SLG: 0.419 (1, 3)										4	0	0	0	0	0	4	<b>Philadelphia Phillies @ San Diego Padres</b> Jack Murphy Stadium, San Diego, CA Sat May 16 1981, 10:05 PM EDT Att: 40,656 - Unknown										
<b>Manny Trillo, R</b> OBP: 0.386, SLG: 0.414 (1, 4)										4	0	1	0	0	0	0											
<b>Bake McBride, L</b> OBP: 0.408, SLG: 0.493 (1, 9)										3	0	2	0	0	1	0											
<b>Mike Schmidt, R</b> OBP: 0.383, SLG: 0.619 (1, 5)										3	0	0	0	1	0	2											
<b>Gary Matthews, R</b> OBP: 0.395, SLG: 0.473 (1, 7) <b>Tug McGraw, R</b> (8, 1)										4	0	0	0	0	0	3											
<b>Gary Maddox, R</b> OBP: 0.348, SLG: 0.387 (1, 8)										4	1	3	0	0	0	2											
<b>Larry Bowa, S</b> OBP: 0.302, SLG: 0.300 (1, 6)										4	0	1	0	0	0	3											
<b>Bob Boone, R</b> OBP: 0.284, SLG: 0.272 (1, 2)										3	0	1	1	1	0	2											
<b>Larry Christenson, R</b> OBP: 0.125, SLG: 0.067 (1, 1) <b>Dick Davis, R</b> OBP: 0.529, SLG: 0.538 (7, PH) <b>Sparky Lyle, L</b> (7, 1) <b>Greg Gross, L</b> OBP: 0.352, SLG: 0.426 (8, 7)										2	0	0	0	0	0	1											
<b>Inning Stats</b>	R: 0 E: 0 K: 0 S: 4	H: 1 LOB: 1 BB: 0 P: 4	R: 0 E: 0 K: 0 S: 4	H: 1 LOB: 1 BB: 0 P: 4	R: 0 E: 0 K: 0 S: 3	H: 0 LOB: 0 BB: 0 P: 3	R: 0 E: 0 K: 1 S: 5	H: 0 LOB: 0 BB: 0 P: 5	R: 1 E: 0 K: 0 S: 5	H: 2 LOB: 1 BB: 0 P: 5	R: 0 E: 0 K: 0 S: 4	H: 1 LOB: 2 BB: 1 P: 11	R: 0 E: 0 K: 0 S: 4	H: 1 LOB: 2 BB: 1 P: 8	R: 0 E: 0 K: 0 S: 3	H: 1 LOB: 0 BB: 0 P: 3	1B: 7 2B: 1 3B: 0 HR: 0	SF: 0 SAC: 1 DP: 2 HBP: 0	WP: 1 PB: 0 SB: 1 CS: 0	PA: 36							
<b>PITCHER</b>	IP	WLS	BF	H	R	ER	SO	BB	IBB	HBP	BLK	WP	HR	S	P	ERA	WHIP										
<b>Tim Lollar, L</b> ERA: 5.35 (1, 1)	7.1		31	7	1	1	1	2	1	0	1	1	0	30	42	1.23	1.227										
<b>John Littlefield, R</b> ERA: 5.57 (8, 1)	1.2	W	5	1	0	0	0	0	0	0	0	0	0	5	5	0.00	0.600										

Batter	1	2	3	4	5	6	7	8	9	AB	R	H	RBI	BB	SO	LOB	BOTTOM										
<b>Ozzie Smith, S</b> OBP: 0.304, SLG: 0.255 (1, 6)										5	1	2	0	0	0	1	<b>Philadelphia Phillies @ San Diego Padres</b> Jack Murphy Stadium, San Diego, CA Sat May 16 1981, 10:05 PM EDT Att: 40,656 - Unknown										
<b>Ruppert Jones, L</b> OBP: 0.285, SLG: 0.298 (1, 8)										5	1	3	0	0	1	2											
<b>Gene Richards, L</b> OBP: 0.354, SLG: 0.358 (1, 7)										4	0	2	0	1	2	3											
<b>Terry Kennedy, L</b> OBP: 0.344, SLG: 0.362 (1, 2)										4	0	1	1	0	1	3											
<b>Broderick Perkins, L</b> OBP: 0.440, SLG: 0.654 (1, 3)										3	0	1	0	1	1	2											
<b>Joe Lefebvre, L</b> OBP: 0.327, SLG: 0.433 (1, 9)										4	0	1	1	0	0	3											
<b>Luis Salazar, R</b> OBP: 0.269, SLG: 0.336 (1, 5) <b>Jerry Turner, L</b> OBP: 0.444, SLG: 0.500 (6, PH) <b>Barry Evans, R</b> OBP: 0.350, SLG: 0.324 (7, 5)										2	0	0	0	0	1	0											
<b>Juan Bonilla, R</b> OBP: 0.359, SLG: 0.381 (1, 4)										3	0	1	0	1	0	3											
<b>Tim Lollar, L</b> OBP: 0.333, SLG: 0.833 (1, 1) <b>John Littlefield, R</b> (8, 1) <b>Tim Flannery, L</b> (9, PH)										3	0	1	0	0	2	1											
<b>Inning Stats</b>	R: 0 E: 0 K: 2 S: 8	H: 1 LOB: 0 BB: 0 P: 8	R: 0 E: 0 K: 0 S: 3	H: 1 LOB: 0 BB: 0 P: 3	R: 0 E: 0 K: 1 S: 5	H: 0 LOB: 0 BB: 0 P: 5	R: 0 E: 0 K: 0 S: 6	H: 3 LOB: 3 BB: 1 P: 10	R: 0 E: 0 K: 1 S: 5	H: 0 LOB: 0 BB: 0 P: 5	R: 0 E: 0 K: 0 S: 4	H: 1 LOB: 2 BB: 1 P: 8	R: 1 E: 0 K: 0 S: 5	H: 4 LOB: 3 BB: 1 P: 9	1B: 12 2B: 0 3B: 0 HR: 0	SF: 0 SAC: 1 DP: 1 HBP: 0	WP: 0 PB: 0 SB: 1 CS: 1	PA: 40									
<b>PITCHER</b>	IP	WLS	BF	H	R	ER	SO	BB	IBB	HBP	BLK	WP	HR	S	P	ERA	WHIP										
<b>Larry Christenson, R</b> ERA: 4.47 (1, 1)	6.0		26	7	1	1	7	2	0	0	0	0	0	38	46	1.50	1.500										
<b>Sparky Lyle, L</b> ERA: 3.15 (7, 1)	1.1		6	1	0	0	1	0	1	0	0	0	0	7	11	0.00	0.750										
<b>Tug McGraw, L</b> ERA: 3.21 (8, 1)	1.1	L	8	4	1	1	0	1	0	0	0	0	0	7	11	6.75	3.750										



Batter	1	2	3	4	5	6	7	8	9	AB	R	H	RBI	BB	SO	LOB	TOP					
<b>Lonnie Smith, R</b> OBP: 0.244, SLG: 0.289 <b>Greg Gross, L</b> OBP: 0.352, SLG: 0.426	0-0 2B 3B	0-0 F9		0-3 K			0-0 5-3		0-0 6-3	5	1	1	0	0	1	1	<b>Philadelphia Phillies @ San Diego Padres</b> Jack Murphy Stadium, San Diego, CA Sun May 17 1981, 6:33 AM EDT Att: 18,330 - Unknown <a href="http://livebaseballscorecards.com">livebaseballscorecards.com</a>					
<b>Pete Rose, S</b> OBP: 0.387, SLG: 0.421	0-0 2B	0-0 4-3		0-0 F9			0-0 5-3		4-0 BB	4	1	1	1	1	0	1						
<b>Mike Schmidt, R</b> OBP: 0.391, SLG: 0.641	0-3 K	0-0 PO		0-0 PB 1B			4-0 IBB		0-3 K	4	2	2	1	1	2	2						
<b>Del Unser, L</b> OBP: 0.611, SLG: 0.750	0-0 F9 2H			4-0 1B 2B BB		0-3 K			0-0 F7	3	1	1	1	1	1	1						
<b>Gary Matthews, R</b> OBP: 0.398, SLG: 0.464	4-0 BB			0-0 P4		0-3 K			4-0 S BB	2	0	0	0	2	1	2						
<b>Manny Trillo, R</b> OBP: 0.382, SLG: 0.409	0-0 F9			0-0 2B 1B		0-0 F9			0-0 F7	4	0	1	1	0	0	3						
<b>Larry Bowa, S</b> OBP: 0.300, SLG: 0.306	0-0 4-3			0-0 2B		0-0 P6			0-0 L7	4	0	1	1	0	0	3						
<b>Bob Boone, R</b> OBP: 0.283, SLG: 0.281				0-0 1B 2B		0-0 F7			0-0 5-3	4	1	1	0	0	1	2						
<b>Nino Espinosa, R</b> OBP: 0.154, SLG: 0.154				0-0 PO 4-3 1B		0-0 F8			0-0 4-3	4	0	1	1	0	1	0						
<b>Inning Stats</b>	R: 2 E: 0 K: 1 S: 8	H: 3 LOB: 2 BB: 1 P: 12	R: 1 E: 1 K: 0 S: 4	H: 2 LOB: 0 BB: 0 P: 4	R: 2 E: 0 K: 1 S: 7	H: 3 LOB: 1 BB: 1 P: 11	R: 0 E: 0 K: 1 S: 5	H: 0 LOB: 0 BB: 0 P: 5	R: 1 E: 0 K: 2 S: 8	H: 1 LOB: 0 BB: 0 P: 8	R: 0 E: 0 K: 0 S: 3	H: 0 LOB: 1 BB: 1 P: 7	R: 0 E: 0 K: 0 S: 3	H: 0 LOB: 1 BB: 1 P: 7	R: 0 E: 0 K: 1 S: 5	H: 0 LOB: 1 BB: 1 P: 9	1B: 3 2B: 4 3B: 1 HR: 1	SF: 0 SAC: 0 DP: 0 HBP: 0	WP: 0 PB: 1 SB: 1 CS: 0	PA: 40		
<b>PITCHER</b>	IP	WLS	BF	H	R	ER	SO	BB	IBB	HBP	BLK	WP	HR	S	P	ERA	WHIP					
<b>Juan Eichelberger, R</b> ERA: 3.35	(1, 1)	2.1	L	15	7	5	5	1	2	0	0	0	0	0	15	23	19.29	3.857				
<b>Danny Boone, L</b> ERA: 2.41	(3, 1)	4.2		16	2	1	1	5	0	1	0	0	0	1	25	29	1.93	0.429				
<b>John Ureca, R</b> ERA: 0.41	(8, 1)	2.0		8	0	0	0	1	2	0	0	0	0	0	8	16	0.00	1.000				

Batter	1	2	3	4	5	6	7	8	9	AB	R	H	RBI	BB	SO	LOB	BOTTOM					
<b>Ozzie Smith, S</b> OBP: 0.302, SLG: 0.255	0-0 F7			0-0 1B SF7			0-0 G3-6-3		0-0 G6-4-3	4	1	1	0	0	0	2	<b>Philadelphia Phillies @ San Diego Padres</b> Jack Murphy Stadium, San Diego, CA Sun May 17 1981, 6:33 AM EDT Att: 18,330 - Unknown <a href="http://livebaseballscorecards.com">livebaseballscorecards.com</a>					
<b>Ruppert Jones, L</b> OBP: 0.284, SLG: 0.297	0-3 K			0-0 G3 1B		0-0 4-3			0-0 4-3	4	0	1	0	0	1	0						
<b>Gene Richards, L</b> OBP: 0.346, SLG: 0.350	0-0 E5 2B			0-0 SF7		0-0 4-3			0-0 F8	3	1	0	1	0	0	0						
<b>Terry Kennedy, L</b> OBP: 0.349, SLG: 0.375	0-0 1H 2B			0-0 G3 1B		0-3 K			0-0 L4	4	0	2	1	0	1	0						
<b>Broderick Perkins, L</b> OBP: 0.420, SLG: 0.622	0-0 4-3			0-0 G3		0-0 F3			0-0 4-3	4	0	0	0	0	0	3						
<b>Joe Lefebvre, L</b> OBP: 0.324, SLG: 0.419				0-3 K		0-0 L7			0-0 4-3	3	0	0	0	1	1	0						
<b>Luis Salazar, R</b> OBP: 0.281, SLG: 0.326				0-0 5-3		0-0 5-3			0-0 5-3	4	0	0	0	0	0	3						
<b>Juan Bonilla, R</b> OBP: 0.368, SLG: 0.425				0-0 HR		0-0 L4			0-0 G6-4-3 1B	3	1	2	1	0	0	0						
<b>Juan Eichelberger, R</b> OBP: 0.176, SLG: 0.176 <b>Danny Boone, L</b> OBP: 1.000, SLG: 1.000 <b>Randy Bass, L</b> OBP: 0.280, SLG: 0.323 <b>John Ureca, R</b> OBP: 0.250, SLG: 0.250	(1, 1) (3, 1) (7, PH) (8, 1)	0.0 W	34	H: 7 R: 3 ER: 2 SO: 3	R: 1 E: 0 K: 1 S: 6	H: 1 LOB: 0 BB: 0 P: 6	R: 1 E: 0 K: 0 S: 6	H: 3 LOB: 3 BB: 1 P: 10	R: 0 E: 0 K: 0 S: 3	H: 1 LOB: 0 BB: 0 P: 3	R: 0 E: 0 K: 0 S: 3	H: 0 LOB: 0 BB: 0 P: 3	R: 0 E: 0 K: 0 S: 3	H: 0 LOB: 0 BB: 0 P: 3	R: 0 E: 0 K: 0 S: 3	H: 0 LOB: 0 BB: 0 P: 3		1B: 5 2B: 1 3B: 0 HR: 1	SF: 1 SAC: 0 DP: 2 HBP: 0	WP: 0 PB: 0 SB: 0 CS: 0	PA: 34	
<b>PITCHER</b>	IP	WLS	BF	H	R	ER	SO	BB	IBB	HBP	BLK	WP	HR	S	P	ERA	WHIP					
<b>Nino Espinosa, R</b> ERA: 4.07	(1, 1)	9.0		34	7	3	2	3	0	1	0	0	0	1	39	43	2.00	0.778				



Batter	1	2	3	4	5	6	7	8	9	AB	R	H	RBI	BB	SO	LOB	TOP										
Lonnie Smith, R OBP: 0.222, SLG: 0.262 Ron Reed, R (8, 1)	5-3		K		5-3			4-3		4	0	0	0	0	1	0											
Pete Rose, S OBP: 0.384, SLG: 0.413 (1, 3)	L8			1B	6-3			6-3		3	1	0	0	1	0	0											
Mike Schmidt, R OBP: 0.394, SLG: 0.658 (1, 5)	HR			1B	5-3			K		3	2	1	1	1	1	0											
Keith Moreland, R OBP: 0.265, SLG: 0.386 (1, 2)	5-3			1B	F9			F5		4	1	1	1	0	0	0											
Gary Matthews, R OBP: 0.394, SLG: 0.457 (1, 7)			K		CS			E5		4	0	1	1	0	2	0											
Gary Maddox, R OBP: 0.338, SLG: 0.377 (1, 8)	P4			1B	SF8			FC6-4		3	0	0	1	0	1	1											
Manny Trillo, R OBP: 0.373, SLG: 0.398 (1, 4)	P1			K				E1		3	0	0	0	0	1	1											
Larry Bowa, S OBP: 0.293, SLG: 0.299 (1, 6)			5-3		5-3			F7		3	0	0	0	0	0	2											
Marty Bystrom, R OBP: 0.143, SLG: 0.143 Greg Gross, L OBP: 0.352, SLG: 0.426 (8, 9)			K		K			K		3	0	0	0	0	3	2											
<b>Inning Stats</b>	R: 1 E: 0 K: 0 S: 4	H: 1 LOB: 0 BB: 0 P: 4	R: 0 E: 0 K: 1 S: 5	H: 0 LOB: 0 BB: 0 P: 5	R: 0 E: 0 K: 2 S: 7	H: 0 LOB: 0 BB: 0 P: 7	R: 3 E: 0 K: 1 S: 6	H: 2 LOB: 0 BB: 2 P: 14	R: 0 E: 0 K: 1 S: 5	H: 0 LOB: 0 BB: 0 P: 5	R: 0 E: 0 K: 1 S: 7	H: 0 LOB: 0 BB: 0 P: 7	R: 0 E: 0 K: 1 S: 5	H: 0 LOB: 0 BB: 0 P: 5	R: 0 E: 0 K: 2 S: 7	H: 0 LOB: 0 BB: 0 P: 7	1B: 2 2B: 0 3B: 0 HR: 1	SF: 1 SAC: 0 DP: 0 HBP: 0	WP: 0 PB: 0 SB: 0 CS: 1	PA: 33							
<b>PITCHER</b>	IP	WLS	BF	H	R	ER	SO	BB	IBB	HBP	BLK	WP	HR	S	P	ERA	WHIP										
Fernando Valenzuela, L ERA: 0.91 Dave Stewart, R ERA:	7.0	L	27	3	4	4	6	2	0	0	0	0	1	37	45	5.14	0.714										
	2.0		6	0	0	0	3	0	0	0	0	0	0	12	12	0.00	0.000										

Philadelphia Phillies @ Los Angeles Dodgers  
Dodger Stadium, Los Angeles, CA  
Mon May 18 1981, 7:05 PM PDT  
Att: 52,439 - Unknown

AB 30  
R 4  
H 3  
RBI 4  
BB 2  
SO 9  
LOB 6



Batter	1	2	3	4	5	6	7	8	9	AB	R	H	RBI	BB	SO	LOB	BOTTOM										
Derrel Thomas, S OBP: 0.189, SLG: 0.222 (1, 4)	F7		K		P3			L8		4	0	0	0	0	1	1											
Ken Landreaux, L OBP: 0.358, SLG: 0.464 (1, 8)	BLK		E		S			K		4	0	2	0	0	1	0											
Dusty Baker Jr., R OBP: 0.351, SLG: 0.413 (1, 7)	4-3							L8		3	0	0	0	1	0	1											
Steve Garvey, R OBP: 0.304, SLG: 0.405 (1, 3)	F9				F8			FC5		4	0	2	0	0	0	3											
Ron Cey, R OBP: 0.379, SLG: 0.541 (1, 5)			F8		F8			L8		3	0	0	0	1	0	1											
Pedro Guerrero, R OBP: 0.336, SLG: 0.518 (1, 9)			K		K			FC5		4	0	0	0	0	2	2											
Mike Scioscia, L OBP: 0.356, SLG: 0.326 (1, 2)					3-1			F9		3	0	1	0	1	0	0											
Bill Russell, R OBP: 0.217, SLG: 0.230 (1, 6)			K		1-5-3			F2		4	0	0	0	0	1	2											
Fernando Valenzuela, L OBP: 0.333, SLG: 0.333 Rick Monday, L OBP: 0.296, SLG: 0.400 Dave Stewart, R (8, 1) Jay Johnstone, L OBP: 0.130, SLG: 0.091 (9, PH)					6-3			E7		2	0	0	0	0	0	0											
<b>Inning Stats</b>	R: 0 E: 0 K: 0 S: 4	H: 1 LOB: 1 BB: 0 P: 4	R: 0 E: 0 K: 2 S: 8	H: 1 LOB: 1 BB: 0 P: 8	R: 0 E: 0 K: 1 S: 6	H: 1 LOB: 2 BB: 1 P: 10	R: 0 E: 0 K: 1 S: 5	H: 0 LOB: 0 BB: 0 P: 5	R: 0 E: 0 K: 0 S: 3	H: 0 LOB: 0 BB: 0 P: 3	R: 0 E: 0 K: 0 S: 4	H: 1 LOB: 2 BB: 1 P: 8	R: 0 E: 1 K: 0 S: 4	H: 1 LOB: 1 BB: 0 P: 4	R: 0 E: 0 K: 1 S: 6	H: 1 LOB: 1 BB: 0 P: 6	R: 0 E: 0 K: 0 S: 3	H: 0 LOB: 1 BB: 1 P: 7	1B: 6 2B: 0 3B: 0 HR: 0	SF: 0 SAC: 0 DP: 0 HBP: 0	WP: 0 PB: 0 SB: 1 CS: 0	PA: 36					
<b>PITCHER</b>	IP	WLS	BF	H	R	ER	SO	BB	IBB	HBP	BLK	WP	HR	S	P	ERA	WHIP										
Marty Bystrom, R ERA: 3.4 Ron Reed, R ERA: 3.77	7.0	W	28	5	0	0	4	2	0	0	1	0	0	34	42	0.00	1.000										
	2.0		8	1	0	0	1	1	0	0	0	0	0	9	13	0.00	1.000										

Philadelphia Phillies @ Los Angeles Dodgers  
Dodger Stadium, Los Angeles, CA  
Mon May 18 1981, 7:05 PM PDT  
Att: 52,439 - Unknown

AB 33  
R 0  
H 6  
RBI 0  
BB 3  
SO 5  
LOB 11





Batter	1	2	3	4	5	6	7	8	9	AB	R	H	RBI	BB	SO	LOB	TOP			
Lonnie Smith, R OBP: 0.265, SLG: 0.273 Greg Gross, L OBP: 0.345, SLG: 0.417	0-0 S 1B		4-0 1B BB	0-0 5-3			1-0 BB HBP		0-0 6-3	2	2	1	0	1	0	0				
Pete Rose, S OBP: 0.387, SLG: 0.415	0-0 P4 1-H 1B		0-0 2B 1B		0-0 4-3		0-0 P6			4	1	2	1	0	0	2				
Mike Schmidt, R OBP: 0.390, SLG: 0.642	0-0 P4 2-3		0-0 F7		0-0 6-3		4-0 BB			3	0	0	0	1	0	3				
Keith Moreland, R OBP: 0.245, SLG: 0.354	0-3 K		0-0 G3 1-2		0-0 F8		0-0 F9			4	0	0	0	0	1	6				
Gary Matthews, R OBP: 0.397, SLG: 0.449	4-0 BB		4-0 2B BB		0-0 5-3			0-0 L4		2	0	0	0	2	0	0				
Gary Maddox, R OBP: 0.336, SLG: 0.381	0-3 K		0-0 2B 1-3 2-H 3-H		0-3 K		0-0 6-3			4	0	1	2	0	2	2				
Manny Trillo, R OBP: 0.362, SLG: 0.385		0-0 F9	0-0 F7		0-3 K		0-0 6-3			4	0	0	0	0	1	2				
Larry Bowa, S OBP: 0.294, SLG: 0.300 Ramon Aviles, R OBP: 0.286, SLG: 0.167		0-0 4-3		0-0 6-3			0-0 BB SH1-3-4 1B		0-0 P6	3	0	1	0	0	0	0				
Dick Ruthven, R OBP: 0.125, SLG: 0.130		0-0 6-3		0-0 5-3			0-0 SH1-3-4 1-2		0-0 6-3	3	0	0	0	0	0	0				
<b>Inning Stats</b>	R: 1 E: 0 K: 2 S: 9	H: 2 LOB: 2 BB: 1 P: 13	R: 0 E: 0 K: 0 S: 3	H: 0 LOB: 0 BB: 0 P: 3	R: 2 E: 0 K: 0 S: 5	H: 2 LOB: 2 BB: 2 P: 13	R: 0 E: 0 K: 0 S: 3	H: 0 LOB: 0 BB: 0 P: 3	R: 0 E: 0 K: 2 S: 7	H: 0 LOB: 0 BB: 0 P: 7	R: 0 E: 0 K: 0 S: 4	H: 1 LOB: 3 BB: 1 P: 9	R: 0 E: 0 K: 0 S: 3	H: 0 LOB: 0 BB: 0 P: 3	R: 0 E: 0 K: 0 S: 3	H: 0 LOB: 0 BB: 0 P: 3	1B: 4 2B: 1 3B: 0 HR: 0	SF: 0 SAC: 1 DP: 0 HBP: 1	WP: 0 PA: 37 PB: 0 SB: 1 CS: 0	
<b>PITCHER</b>	IP WLS BF H R ER SO BB IBB HBP BLK WP HR S P ERA WHIP	7.0 L 31 5 3 3 4 4 0 1 0 0 0 0 34 51 3.86 1.286	2.0 6 0 0 0 0 0 0 0 0 0 0 0 0 6 6 0.00 0.000																	

Philadelphia Phillies @ Los Angeles Dodgers  
Dodger Stadium, Los Angeles, CA  
Tue May 19 1981, 7:05 PM PDT  
Att: 43,812 - Unknown

AB	31
R	3
H	5
RBI	3
BB	4
SO	4
LOB	15



Batter	1	2	3	4	5	6	7	8	9	AB	R	H	RBI	BB	SO	LOB	BOTTOM
Derrel Thomas, S OBP: 0.195, SLG: 0.225 Joe Ferguson, R OBP: 0.125, SLG: 0.125	0-0 4-3	0-0 4-3			0-0 S 1B		0-0 FC4-6 1-2		0-3 K	4	0	1	0	0	0	4	
Ken Landreaux, L OBP: 0.348, SLG: 0.451	0-0 G3		0-0 F8		0-0 F7 1-2		0-0 F7			4	0	0	0	0	0	2	
Dusty Baker Jr., R OBP: 0.355, SLG: 0.433	0-0 L6		0-0 HR		0-0 P4		4-0 WP BB			3	1	1	1	1	0	1	
Steve Garvey, R OBP: 0.302, SLG: 0.401		0-0 L9	0-0 S 1B		0-3 K		0-0 P4			4	0	1	0	0	1	2	
Ron Cey, R OBP: 0.376, SLG: 0.529		0-3 K	0-3 K 1-2		0-0 6-3		4-0 BB			3	0	0	0	1	2	1	
Pedro Guerrero, R OBP: 0.333, SLG: 0.509		0-0 BB 1B	0-0 F9		0-0 F8		0-0 F8			4	1	1	0	0	0	3	
Mike Scioscia, L OBP: 0.356, SLG: 0.318 Reggie Smith, S OBP: 0.400, SLG: 0.375 Steve Yeager, R OBP: 0.306, SLG: 0.455		4-0 1B 1B BB		0-0 3-1		0-0 4-3		0-0 4-3		2	0	0	0	1	0	0	
Bill Russell, R OBP: 0.218, SLG: 0.231		0-0 1B 1-2 2-H 1B		0-0 G3		0-0 5-3		0-0 6-3		4	0	1	1	0	0	0	
Bob Welch, R OBP: 0.222, SLG: 0.176 Rick Monday, L OBP: 0.310, SLG: 0.423 Dave Goltz, R OBP: 0.125, SLG: 0.087		0-0 1B		0-0 6-3		0-0 FC4-6 1B		0-0 F8		2	0	1	0	0	0	0	
<b>Inning Stats</b>	R: 0 E: 0 K: 0 S: 3	H: 0 LOB: 0 BB: 0 P: 3	R: 1 E: 0 K: 1 S: 8	H: 3 LOB: 3 BB: 1 P: 12	R: 1 E: 0 K: 1 S: 7	H: 2 LOB: 1 BB: 0 P: 7	R: 0 E: 0 K: 0 S: 3	H: 0 LOB: 0 BB: 0 P: 3	R: 0 E: 0 K: 0 S: 4	H: 1 LOB: 1 BB: 0 P: 4	R: 0 E: 0 K: 0 S: 3	H: 0 LOB: 2 BB: 2 P: 11	R: 0 E: 0 K: 1 S: 5	H: 0 LOB: 0 BB: 0 P: 5	1B: 6 2B: 0 3B: 0 HR: 1	SF: 0 SAC: 0 DP: 0 HBP: 0	WP: 1 PA: 37 PB: 0 SB: 2 CS: 0
<b>PITCHER</b>	IP WLS BF H R ER SO BB IBB HBP BLK WP HR S P ERA WHIP	9.0 W 37 7 2 2 4 3 0 0 0 1 1 42 54 2.00 1.111															

Philadelphia Phillies @ Los Angeles Dodgers  
Dodger Stadium, Los Angeles, CA  
Tue May 19 1981, 7:05 PM PDT  
Att: 43,812 - Unknown

AB	34
R	2
H	7
RBI	2
BB	3
SO	4
LOB	15







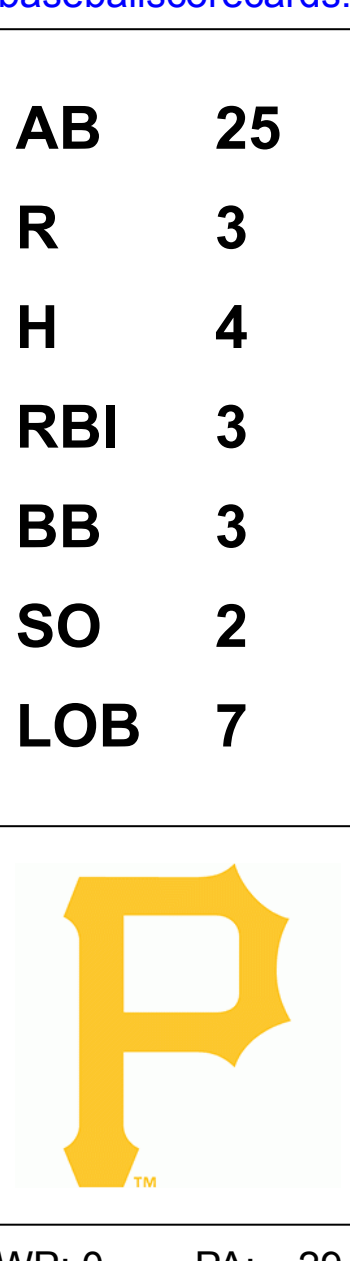


Batter	1	2	3	4	5	6	7	8	9	AB	R	H	RBI	BB	SO	LOB	TOP			
Lonnie Smith, R OBP: 0.293, SLG: 0.288 (1, 9)										4	0	2	0	0	0	2	Philadelphia Phillies @ Pittsburgh Pirates Three Rivers Stadium, Pittsburgh, PA Fri May 22 1981, 7:05 PM EDT Att: 20,695 - Unknown			
Pete Rose, S OBP: 0.366, SLG: 0.394 (1, 3)										4	0	0	0	0	2					
Mike Schmidt, R OBP: 0.394, SLG: 0.649 (1, 5)										4	0	1	0	0	1					
Del Unser, L OBP: 0.545, SLG: 0.600 (1, 7)										3	0	0	0	1	2					
Manny Trillo, R OBP: 0.361, SLG: 0.405 (1, 4)										4	1	1	1	0	1					
Gary Maddox, R OBP: 0.326, SLG: 0.368 (1, 8)										3	0	0	0	0	0					
Larry Bowa, S OBP: 0.280, SLG: 0.285 (1, 6)										3	0	0	0	0	0					
Bob Boone, R OBP: 0.301, SLG: 0.294 (1, 2)										3	0	1	0	0	0					
Larry Christenson, R OBP: 0.167, SLG: 0.118 Ron Reed, R (7, 1) Greg Gross, L OBP: 0.339, SLG: 0.408 (8, PH) Sparky Lyle, L (8, 1)										2	0	1	0	0	0					
<b>Inning Stats</b>	R: 0 E: 0 K: 0 S: 4	H: 1 LOB: 1 BB: 0 P: 4	R: 0 E: 0 K: 0 S: 3	H: 0 LOB: 0 BB: 0 P: 3	R: 0 E: 0 K: 0 S: 4	H: 1 LOB: 1 BB: 0 P: 4	R: 0 E: 0 K: 0 S: 3	H: 0 LOB: 0 BB: 0 P: 3	R: 0 E: 0 K: 0 S: 3	H: 1 LOB: 0 BB: 0 P: 3	R: 1 E: 0 K: 1 S: 6	H: 1 LOB: 0 BB: 0 P: 6	R: 0 E: 0 K: 0 S: 4	H: 1 LOB: 1 BB: 1 P: 4	R: 0 E: 0 K: 0 S: 3	H: 0 LOB: 1 BB: 1 P: 7	1B: 5 2B: 1 3B: 0 HR: 1	SF: 0 SAC: 0 DP: 1 HBP: 0	WP: 0 PB: 0 SB: 1 CS: 1	PA: 32
<b>PITCHER</b> Pascual Perez, R ERA: 1.06 (1, 1)	IP: 9.0 WLS: W BF: 32 H: 6 R: 1 ER: 1 SO: 1 BB: 1 IBB: 0 HBP: 0 BLK: 0 WP: 0 HR: 1 S: 33 P: 37 ERA: 1.00 WHIP: 0.778															<b>PITCHER</b> IP: WLS: BF: H: R: ER: SO: BB: IBB: HBP: BLK: WP: HR: S: P: ERA: WHIP:				

AB	31
R	1
H	6
RBI	1
BB	1
SO	1
LOB	9



Batter	1	2	3	4	5	6	7	8	9	AB	R	H	RBI	BB	SO	LOB	BOTTOM			
Lee Lacy, R OBP: 0.283, SLG: 0.373 (1, 7)										4	0	0	0	0	0	0	Philadelphia Phillies @ Pittsburgh Pirates Three Rivers Stadium, Pittsburgh, PA Fri May 22 1981, 7:05 PM EDT Att: 20,695 - Unknown			
Tim Lincecum, R OBP: 0.282, SLG: 0.261 (1, 6)										4	0	0	0	0	0					
Bill Madlock, R OBP: 0.359, SLG: 0.414 Dale Berra, R OBP: 0.338, SLG: 0.373 (8, 5)										3	1	1	0	0	0					
Jason Thompson, L OBP: 0.309, SLG: 0.308 (1, 3)										1	0	0	0	2	0					
Mike Easter, L OBP: 0.362, SLG: 0.585 (1, 9)										3	2	2	1	0	1					
Phil Garner, R OBP: 0.382, SLG: 0.426 (1, 4)										1	0	0	1	1	2					
Omar Moreno, L OBP: 0.255, SLG: 0.261 (1, 8)										3	0	1	1	0	2					
Steve Nicosia, R OBP: 0.260, SLG: 0.242 (1, 2)										3	0	0	0	1	2					
Pascual Perez, R (1, 1)										3	0	0	0	1	0					
<b>Inning Stats</b>	R: 0 E: 0 K: 0 S: 3	H: 0 LOB: 0 BB: 2 P: 10	R: 0 E: 0 K: 0 S: 3	H: 0 LOB: 0 BB: 0 P: 3	R: 0 E: 0 K: 0 S: 3	H: 0 LOB: 0 BB: 0 P: 3	R: 1 E: 0 K: 1 S: 6	H: 1 LOB: 0 BB: 0 P: 6	R: 0 E: 0 K: 0 S: 3	H: 0 LOB: 0 BB: 0 P: 3	R: 2 E: 0 K: 0 S: 5	H: 3 LOB: 1 BB: 1 P: 9	R: 0 E: 0 K: 1 S: 5	H: 0 LOB: 0 BB: 0 P: 5	R: 0 E: 0 K: 0 S: 3	H: 0 LOB: 0 BB: 0 P: 7	1B: 3 2B: 1 3B: 1 HR: 0	SF: 1 SAC: 0 DP: 2 HBP: 0	WP: 0 PB: 0 SB: 1 CS: 0	PA: 29
<b>PITCHER</b> Larry Christenson, R ERA: 4.44 Ron Reed, R ERA: 3.6 Sparky Lyle, L ERA: 5.0 (1, 1) (7, 1) (8, 1)	IP: 6.1 WLS: L BF: 25 H: 4 R: 3 ER: 3 SO: 3 BB: 4 IBB: 3 HBP: 0 BLK: 0 WP: 0 HR: 0 S: 24 P: 36 ERA: 4.26 WHIP: 1.105															<b>PITCHER</b> IP: WLS: BF: H: R: ER: SO: BB: IBB: HBP: BLK: WP: HR: S: P: ERA: WHIP:				





Batter	1	2	3	4	5	6	7	8	9	AB	R	H	RBI	BB	SO	LOB	TOP								
Lonnie Smith, R OBP: 0.306, SLG: 0.304										4	1	2	1	0	1	1	Philadelphia Phillies @ Pittsburgh Pirates Three Rivers Stadium, Pittsburgh, PA Sat May 23 1981, 7:05 PM EDT Att: 20,340 - Unknown								
Mike Proly, R (7, 1)										0	0	0	0	0	0	0									
Del Unser, L OBP: 0.545, SLG: 0.600										0	0	0	0	0	0	0									
Dick Davis, R OBP: 0.474, SLG: 0.467										1	0	0	0	0	2	0									
Ron Reed, R (8, 1)										0	0	0	0	0	0	0									
Pete Ross, S OBP: 0.364, SLG: 0.388										5	0	1	0	0	2	0									
Mike Schmidt, R OBP: 0.406, SLG: 0.674										4	2	3	2	1	0	0									
Gary Matthews, R OBP: 0.377, SLG: 0.422										5	1	1	0	0	0	4									
Manny Trillo, R OBP: 0.368, SLG: 0.426										5	1	3	2	0	0	0									
Gary Maddox, R OBP: 0.329, SLG: 0.372										4	0	2	1	0	0	1									
Larry Bowa, S OBP: 0.284, SLG: 0.289										5	1	2	0	0	1	4									
Bob Boone, R OBP: 0.291, SLG: 0.283										4	0	0	0	0	0	3									
Nino Espinosa, R OBP: 0.214, SLG: 0.214										1	0	1	0	0	0	0									
Sparky Lyle, L (6, 1)										0	0	0	0	0	0	0									
Greg Gross, L OBP: 0.345, SLG: 0.400										1	0	0	0	1	0	0									
<b>Inning Stats</b>	R: 0 E: 0 K: 1 S: 5	H: 0 LOB: 0 BB: 0 P: 5	R: 0 E: 0 K: 0 S: 3	H: 0 LOB: 0 BB: 0 P: 3	R: 2 E: 0 K: 0 S: 7	H: 4 LOB: 2 BB: 0 P: 7	R: 0 E: 0 K: 0 S: 4	H: 1 LOB: 1 BB: 0 P: 4	R: 0 E: 0 K: 0 S: 4	H: 1 LOB: 2 BB: 1 P: 8	R: 0 E: 0 K: 0 S: 3	H: 1 LOB: 0 BB: 0 P: 3	R: 0 E: 0 K: 0 S: 4	H: 1 LOB: 1 BB: 0 P: 4	R: 3 E: 0 K: 0 S: 7	H: 4 LOB: 2 BB: 1 P: 11	R: 1 E: 0 K: 1 S: 8	H: 3 LOB: 2 BB: 0 P: 8	1B: 13 2B: 0 3B: 1 HR: 1	SF: 1 SAC: 1 DP: 0 HBP: 0	WP: 0 PB: 0 SB: 1 CS: 1	PA: 43			
<b>PITCHER</b>	IP	WLS	BF	H	R	ER	SO	BB	IBB	HBP	BLK	WP	HR	S	P	ERA	WHIP								
Eddie Solomon, R ERA: 2.5	(1, 1)	6.0	25	7	2	2	1	0	1	0	0	0	0	26	30	3.00	1.167								
Enrique Romo, R ERA: 4.89	(7, 1)	1.0	6	3	2	2	0	0	0	0	0	0	0	6	6	18.00	3.000								
Kent Tekulve, R ERA: 6.28	(8, 1)	0.2	L	5	2	1	1	0	1	0	0	0	0	4	8	13.50	3.000								
Grant Jackson, L ERA: 1.76	(8, 1)	1.1	7	3	1	1	1	0	0	0	0	0	1	9	9	6.75	2.250								

Batter	1	2	3	4	5	6	7	8	9	AB	R	H	RBI	BB	SO	LOB	BOTTOM										
Lee Lacy, R OBP: 0.308, SLG: 0.391										5	1	3	0	0	0	1	Philadelphia Phillies @ Pittsburgh Pirates Three Rivers Stadium, Pittsburgh, PA Sat May 23 1981, 7:05 PM EDT Att: 20,340 - Unknown										
Tim Foli, R OBP: 0.284, SLG: 0.263										3	0	1	0	0	0	2											
Willie Stargell, L OBP: 0.280, SLG: 0.182										1	0	0	0	0	0	1											
Bill Madlock, R OBP: 0.371, SLG: 0.429										4	0	2	1	1	0	4											
Jason Thompson, L OBP: 0.304, SLG: 0.337										5	1	1	1	0	0	4											
Mike Easter, L OBP: 0.367, SLG: 0.591										4	1	2	0	0	2	0											
Phil Garner, R OBP: 0.388, SLG: 0.431										4	0	2	1	0	0	1											
Omar Moreno, L OBP: 0.255, SLG: 0.275										4	1	1	0	0	0	2											
Steve Nicosia, R OBP: 0.273, SLG: 0.286										4	0	2	1	0	0	1											
Eddie Solomon, R John Milner, L Kurt Bevacqua, L Enrique Romo, R Kent Tekulve, R Grant Jackson, S Dale Berra, F	(1, 1) (5, PH) (5, PH) (7, 1) (8, 1) (8, 1) (9, PH)	5.2 0.1 1.0 2.0	WLS 1 W S	BF 26 4 9	H 11 2 1	R 3 1 0	ER 3 1 0	SO 3 3 0	BB 0 0 0	IBB 0 0 0	HBP 0 0 0	BLK 0 0 0	WP 0 0 0	HR 1 0 0	S 32 3 4	P 32 3 4		ERA 4.76 0.00 9.00 0.00	WHIP 1.941 0.000 2.000 1.000								
<b>PITCHER</b>	IP	WLS	BF	H	R	ER	SO	BB	IBB	HBP	BLK	WP	HR	S	P	ERA		WHIP									
Nino Espinosa, R ERA: 4.15	(1, 1)	5.2	26	11	3	3	3	0	0	0	0	0	1	32	32	4.76		1.941									
Sparky Lyle, L ERA: 2.81	(6, 1)	0.1	1	0	0	0	1	0	0	0	0	0	0	3	3	0.00		0.000									
Mike Proly, R ERA: 2.81	(7, 1)	1.0	W	4	2	1	1	0	0	0	0	0	0	4	4	9.00	2.000										
Ron Reed, R ERA: 3.18	(8, 1)	2.0	S	9	1	0	0	0	1	0	0	0	0	7	12	0.00	1.000										
<b>Inning Stats</b>	R: 0 E: 0 K: 0 S: 4	H: 1 LOB: 1 BB: 0 P: 4	R: 0 E: 0 K: 1 S: 5	H: 1 LOB: 0 BB: 0 P: 5	R: 0 E: 0 K: 1 S: 7	H: 2 LOB: 2 BB: 0 P: 7	R: 1 E: 0 K: 1 S: 6	H: 1 LOB: 0 BB: 0 P: 6	R: 0 E: 0 K: 0 S: 5	H: 2 LOB: 2 BB: 0 P: 5	R: 2 E: 1 K: 1 S: 8	H: 4 LOB: 1 BB: 0 P: 8	R: 1 E: 0 K: 0 S: 4	H: 2 LOB: 0 BB: 0 P: 4	R: 0 E: 0 K: 0 S: 4	H: 1 LOB: 1 BB: 0 P: 4	R: 0 E: 0 K: 0 S: 3	H: 0 LOB: 2 BB: 1 P: 8	1B: 9 2B: 2 3B: 2 HR: 1	SF: 0 SAC: 1 DP: 1 HBP: 1	WP: 0 PB: 0 SB: 2 CS: 2	PA: 40					



Batter	1	2	3	4	5	6	7	8	9	AB	R	H	RBI	BB	SO	LOB	TOP							
Lonnie Smith, R OBP: 0.288, SLG: 0.283 Sparky Lyle, L (7, 1)	L8		L4		F8		F8			4	0	0	0	0	0	4	Philadelphia Phillies @ Pittsburgh Pirates Three Rivers Stadium, Pittsburgh, PA Sun May 24 1981, 3:33 AM EDT Att: 21,771 - Unknown							
Pete Rose, S OBP: 0.367, SLG: 0.396 (1, 3)	G3		2B		1-3			G6-4-3 1B		4	0	2	1	0	0	0								
Mike Schmidt, R OBP: 0.402, SLG: 0.662 (1, 5)	K		K		1-3 1B			K		4	0	1	0	0	3	2								
Gary Matthews, R OBP: 0.373, SLG: 0.417 (1, 7)		F7		S 1B		L1-3		G6-4-3		4	0	1	0	0	0	2								
Manny Trillo, R OBP: 0.359, SLG: 0.414 (1, 4)	1-3		F2		F9			P4		4	0	0	0	0	0	1								
Gary Maddox, R OBP: 0.333, SLG: 0.371 (1, 8)			P2		F9			1B		3	0	1	0	0	0	1								
Larry Bowa, S OBP: 0.283, SLG: 0.288 (1, 6)	K		1-3		1-3 1B			F7		4	0	1	0	0	1	3								
Bob Boone, R OBP: 0.298, SLG: 0.300 (1, 2)			SH2-4 2B 1B		P4			5-3		4	1	2	0	0	0	1								
Marty Bystrom, R OBP: 0.133, SLG: 0.133 Mike Proly, R (6, 1)			SH2-4		K					1	0	0	0	0	1	0								
Del Unser, L OBP: 0.565, SLG: 0.600 (7, PH) (7, 9)			1-2					IBB		0	0	0	0	0	0	0								
<b>Inning Stats</b>	R: 0 E: 0 K: 1 S: 5	H: 0 LOB: 0 BB: 0 P: 5	R: 0 E: 0 K: 1 S: 5	H: 0 LOB: 1 BB: 0 P: 6	R: 1 E: 0 K: 1 S: 7	H: 2 LOB: 1 BB: 0 P: 7	R: 0 E: 0 K: 0 S: 4	H: 1 LOB: 1 BB: 0 P: 4	R: 0 E: 0 K: 0 S: 3	H: 1 LOB: 0 BB: 1 P: 3	R: 0 E: 0 K: 0 S: 5	H: 2 LOB: 2 BB: 1 P: 9	R: 0 E: 0 K: 1 S: 5	H: 1 LOB: 1 BB: 0 P: 5	R: 0 E: 0 K: 0 S: 4	H: 1 LOB: 1 BB: 0 P: 4	1B: 6 SF: 0 2B: 3 SAC: 1 3B: 0 DP: 2 HR: 0 HBP: 1	WP: 0 PA: 35 PB: 0 SB: 1 CS: 0						
<b>PITCHER</b>	IP WLS BF H R ER SO BB IBB HBP BLK WP HR S P ERA WHIP																							
Jim Bibby, R ERA: 2.5 Victor Cruz, R ERA: 0.62	(1, 1) (8, 1)	7.0 W 29 S 6	7 1 1 4 1 0 0 1	0 0 0 0 0 0 0 0	0 1 1 0 0 0 0 0	0 0 0 0 0 0 0 0	0 0 8 8 0 0 8 8	1.29 1.000 0.00 0.500																

Batter	1	2	3	4	5	6	7	8	9	AB	R	H	RBI	BB	SO	LOB	BOTTOM							
Lee Lacy, R OBP: 0.329, SLG: 0.412 (1, 7)	6-3		6-3		1B S 1B			1B 2B		4	1	2	0	1	0	0	Philadelphia Phillies @ Pittsburgh Pirates Three Rivers Stadium, Pittsburgh, PA Sun May 24 1981, 3:33 AM EDT Att: 21,771 - Unknown							
Omar Moreno, L OBP: 0.286, SLG: 0.287 (1, 8)	S 1B		P4		1-3 S 1B		K	2B 1B		5	1	3	2	0	1	1								
Bill Madlock, R OBP: 0.373, SLG: 0.432 (1, 5)	K				F9		L7	1B		4	0	1	2	1	1	3								
Jason Thompson, L OBP: 0.290, SLG: 0.318 (1, 3)	F9				L8		L4	K		5	0	0	0	0	1	4								
Mike Easter, L OBP: 0.371, SLG: 0.584 (1, 9)		L8			CS 1B		IBB 1B	BB		3	0	1	0	1	1	0								
Phil Garner, R OBP: 0.408, SLG: 0.471 (1, 4)	5-3				CS		HR BB	1B		3	2	0	1	0	0	0								
Dale Berra, R OBP: 0.371, SLG: 0.387 (1, 6)					P5		G6-4-3 IBB	SH S 1B		3	1	2	1	1	0	1								
Steve Nicosia, R OBP: 0.272, SLG: 0.274 (1, 2)	L8				F8		G6-4-3	SH 1B		3	1	0	0	1	0	5								
Jim Bibby, R OBP: 0.300, SLG: 0.500 Victor Cruz, R (8, 1)			6-3		2H HR		6-3	SH		3	1	1	2	0	0	0								
<b>Inning Stats</b>	R: 0 E: 0 K: 1 S: 6	H: 1 LOB: 1 BB: 0 P: 6	R: 0 E: 0 K: 0 S: 4	H: 1 LOB: 0 BB: 0 P: 4	R: 0 E: 0 K: 0 S: 3	H: 0 LOB: 0 BB: 0 P: 3	R: 0 E: 0 K: 0 S: 3	H: 1 LOB: 0 BB: 0 P: 3	R: 2 E: 0 K: 0 S: 6	H: 3 LOB: 2 BB: 1 P: 10	R: 0 E: 0 K: 2 S: 8	H: 1 LOB: 2 BB: 1 P: 12	R: 5 E: 0 K: 1 S: 9	H: 4 LOB: 1 BB: 2 P: 17	1B: 8 SF: 0 2B: 2 SAC: 1 3B: 1 DP: 1 HR: 1 HBP: 0	WP: 0 PA: 41 PB: 0 SB: 5 CS: 1								
<b>PITCHER</b>	IP WLS BF H R ER SO BB IBB HBP BLK WP HR S P ERA WHIP																							
Marty Bystrom, R ERA: 3.4 Mike Proly, R ERA: 2.7 Sparky Lyle, L ERA: 4.63	(1, 1) (6, 1) (7, 1)	5.1 L 25 S 14	7 2 2 1 5 5 5 3	2 1 0 0 2 2 2 1	0 0 0 0 0 0 0 0	0 0 0 0 0 0 0 0	0 0 1 1 0 0 17 29	3.38 1.688 0.00 0.000 22.50 2.500																



Batter	1	2	3	4	5	6	7	8	9	AB	R	H	RBI	BB	SO	LOB	TOP										
Lonnie Smith, R OBP: 0.296, SLG: 0.270 (1, 9) (4, 8)	G3		2B 1-2 BB		5-3		S 1B HBP		6-3	3	1	0	0	1	0	0											
Pete Rose, S OBP: 0.363, SLG: 0.392 Mike Proly, R (3, 1) Luis Aguayo, R (5, PH) (6, 6)	F7		K		F9		F2		P2	2	0	0	0	0	1	2											
Mike Schmidt, R OBP: 0.401, SLG: 0.662 Ron Reed, R (5, 1) Greg Gross, L (7, PH) (7, 7)	5-3				K		F7			3	0	1	1	0	1	0											
Gary Matthews, R OBP: 0.377, SLG: 0.419 John Vukovich, R (7, 5)		L9	K			FC4-6 1B				4	0	2	1	0	1	2											
Manny Trillo, R OBP: 0.356, SLG: 0.410 Tug McGraw, R (1, 4) (7, 1)	K				1-3 1B	L9			K	4	1	1	0	0	2	2											
Gary Maddox, R OBP: 0.335, SLG: 0.369 Dick Davis, R (1, 8) (4, 9)					K				F9	1	0	0	0	1	1	1											
Larry Bowa, S OBP: 0.282, SLG: 0.282 Ramon Aviles, R (6, 5) (7, 4)	BB				K	FC4-6 1B			F3	3	0	0	0	0	0	4											
Bob Boone, R OBP: 0.304, SLG: 0.301 (1, 2)					1-3	WP FC4-6			F8	3	0	1	1	1	1	0											
Dick Ruthven, R OBP: 0.125, SLG: 0.130 Del Unser, L (3, PH) (3, 3)	P6				K	2H 1B			F7	0	0	0	0	0	0	0											
			2B 1B		G3					4	1	1	0	0	0	4											
<b>Inning Stats</b>	R: 0 E: 0 K: 0 S: 3	H: 0 LOB: 0 BB: 0 P: 3	R: 0 E: 0 K: 1 S: 5	H: 0 LOB: 1 BB: 1 P: 9	R: 1 E: 0 K: 3 S: 11	H: 2 LOB: 2 BB: 1 P: 15	R: 1 E: 0 K: 1 S: 7	H: 2 LOB: 1 BB: 0 P: 7	R: 0 E: 0 K: 1 S: 5	H: 0 LOB: 0 BB: 0 P: 5	R: 0 E: 0 K: 0 S: 5	H: 2 LOB: 3 BB: 1 P: 9	R: 1 E: 0 K: 1 S: 6	H: 1 LOB: 0 BB: 0 P: 7	R: 0 E: 0 K: 0 S: 3	H: 0 LOB: 0 BB: 0 P: 3	R: 0 E: 0 K: 0 S: 3	H: 0 LOB: 0 BB: 0 P: 3	1B: 6 2B: 1 3B: 0 HR: 0	SF: 0 SAC: 0 DP: 0 HBP: 1	WP: 1 PB: 0 SB: 1 CS: 0	PA: 38					
<b>PITCHER</b>	IP	WLS	BF	H	R	ER	SO	BB	IBB	HBP	BLK	WP	HR	S	P	ERA	WHIP										
Greg Harris, R ERA: 3.09 Jeff Reardon, R ERA: 3.45	(1, 1) (6, 1)	5.2 S	26 12	6 1	2 1	2 1	6 1	3 0	0 0	0 1	0 0	1 0	0 0	35 13	47 14	3.18 2.70	1.588 0.300										

Philadelphia Phillies @ New York Mets  
Shea Stadium, Flushing, NY  
Mon May 25 1981, 3:33 AM EDT  
Att: 20,469 - Unknown

AB 34  
R 3  
H 7  
RBI 3  
BB 3  
SO 7  
LOB 17



Batter	1	2	3	4	5	6	7	8	9	AB	R	H	RBI	BB	SO	LOB	BOTTOM										
Mookie Wilson, S OBP: 0.273, SLG: 0.280 (1, 8)	S 1B BB	2B HR 1B			1-3					3	3	2	2	2	0	0											
Frank Taveras, R OBP: 0.255, SLG: 0.303 (1, 6)	SH5-3 1B BB	HR 2B	6-3		5-3		1-H 3-H 3B			3	2	1	0	2	0	1											
Joel Youngblood, R OBP: 0.409, SLG: 0.549 (1, 9)	SH5-3 1B 1B	HR HBP				FC4 1B	SF9			3	2	3	2	0	0	0											
Dave Kingman, R OBP: 0.351, SLG: 0.407 Mike Jorgensen, L OBP: 0.298, SLG: 0.489 (1, 3) (7, 3)	SH5-3	HR			FC4 1B E	G5-4-3 1B	1-3			3	2	1	4	0	0	2											
Lee Mazzilli, S OBP: 0.303, SLG: 0.357 Bob Bailor, R OBP: 0.306, SLG: 0.258 (1, 7) (7, 7)	1B 1B	G3			E 1B 1B				F8	4	2	3	2	0	0	0											
John Stearns, R OBP: 0.341, SLG: 0.346 Alex Trevino, R OBP: 0.343, SLG: 0.295 (1, 2) (7, 2)	2-H 3-H 1B				E6 1B	5-3			4-3	4	0	1	1	0	1	2											
Hubie Brooks, R OBP: 0.367, SLG: 0.495 (1, 5)	F5-3 1B	6-3			F4-6-3 1B				F8	5	1	3	2	0	0	0											
Doug Flynn, R OBP: 0.336, SLG: 0.438 Wally Backman, S OBP: 0.333, SLG: 0.303 (1, 4) (8, 4)	F5-3				F6	F4-6-3				4	1	1	0	0	0	4											
Greg Harris, S Jeff Reardon, R (1, 1) (6, 1)	K				5-3				F7	3	0	0	0	0	2	2											
										1	0	0	0	0	0	2											
<b>Inning Stats</b>	R: 4 E: 0 K: 1 S: 9	H: 4 LOB: 2 BB: 2 P: 17	R: 4 E: 0 K: 1 S: 8	H: 3 LOB: 0 BB: 0 P: 9	R: 0 E: 0 K: 0 S: 3	H: 0 LOB: 1 BB: 1 P: 7	R: 2 E: 1 K: 0 S: 6	H: 3 LOB: 1 BB: 0 P: 6	R: 0 E: 0 K: 1 S: 5	H: 0 LOB: 0 BB: 0 P: 5	R: 0 E: 0 K: 0 S: 4	H: 2 LOB: 1 BB: 0 P: 4	R: 3 E: 0 K: 0 S: 6	H: 3 LOB: 1 BB: 1 P: 10	R: 0 E: 0 K: 0 S: 3	H: 0 LOB: 0 BB: 0 P: 3	1B: 11 2B: 2 3B: 1 HR: 1	SF: 1 SAC: 1 DP: 2 HBP: 1	WP: 0 PB: 0 SB: 1 CS: 0	PA: 43							
<b>PITCHER</b>	IP	WLS	BF	H	R	ER	SO	BB	IBB	HBP	BLK	WP	HR	S	P	ERA	WHIP										
Dick Ruthven, R ERA: 4.66 Mike Proly, R ERA: 3.55 Ron Reed, R ERA: 2.84 Tug McGraw, L ERA: 4.76	(1, 1) (3, 1) (5, 1) (7, 1)	2.0 10	16 3	7 2	8 2	8 0	2 0	2 1	0 0	0 0	0 0	0 0	1 0	9 9	17 9	9.00 0.00	4.500 1.000										

Philadelphia Phillies @ New York Mets  
Shea Stadium, Flushing, NY  
Mon May 25 1981, 3:33 AM EDT  
Att: 20,469 - Unknown

AB 36  
R 13  
H 15  
RBI 13  
BB 4  
SO 3  
LOB 14





Batter	1	2	3	4	5	6	7	8	9	AB	R	H	RBI	BB	SO	LOB	TOP			
Lonnie Smith, R OBP: 0.312, SLG: 0.294 Tug McGraw, R (9, 1)	5-3			E6		5-3		1B 2B	WP E 1B	5	1	2	1	1	0	1				
Pete Rose, S OBP: 0.372, SLG: 0.398 (1, 3)	1B	5-3				E3		1B 2B	E3 WP	5	2	3	0	1	0	2				
Mike Schmidt, R OBP: 0.399, SLG: 0.653 (1, 5)	1B			E6		F9		K	K	5	1	1	1	1	2	7				
Gary Matthews, R OBP: 0.394, SLG: 0.424 (1, 7)	1B			F9						3	1	2	2	3	0	1				
Manny Trillo, R OBP: 0.349, SLG: 0.400 (1, 4)	1B			K		F9		K	F9	6	0	1	2	0	3	9				
Gary Maddox, R OBP: 0.331, SLG: 0.363 (1, 8)	F9			K		6-3			F9	5	0	1	0	0	1	5				
Larry Bowa, S OBP: 0.281, SLG: 0.288 (1, 6)	F4-3							F4-6-4		4	0	1	0	1	0	2				
Bob Boone, R OBP: 0.308, SLG: 0.305 Luis Aguayo, R OBP: 0.150, SLG: 0.105 Keith Moreland, R OBP: 0.245, SLG: 0.354 (1, 2)		L7		6-3		1-3			1B 1B	5	0	2	0	0	0	3				
Steve Carlton, L OBP: 0.219, SLG: 0.355 Del Unser, L OBP: 0.500, SLG: 0.500 Ron Reed, R (7, PH) Greg Gross, L OBP: 0.350, SLG: 0.404 (9, 9)		F4-3		K				F4-3	F9	3	0	0	0	0	1	1				
<b>Inning Stats</b>	R: 3 E: 0 K: 0 S: 6	H: 3 LOB: 1 BB: 1 P: 10	R: 0 E: 0 K: 0 S: 3	H: 0 LOB: 1 BB: 1 P: 7	R: 0 E: 1 K: 2 S: 8	H: 0 LOB: 1 BB: 0 P: 8	R: 0 E: 1 K: 1 S: 7	H: 1 LOB: 3 BB: 1 P: 11	R: 0 E: 0 K: 0 S: 3	H: 0 LOB: 2 BB: 2 P: 11	R: 0 E: 0 K: 1 S: 4	H: 2 LOB: 1 BB: 0 P: 4	R: 1 E: 0 K: 2 S: 10	H: 3 LOB: 2 BB: 0 P: 10	R: 2 E: 1 K: 1 S: 9	H: 3 LOB: 3 BB: 1 P: 13	1B: 11 2B: 4 3B: 0 HR: 0	SF: 0 SAC: 0 DP: 1 HBP: 0	WP: 1 PB: 0 SB: 1 CS: 0	PA: 50
<b>PITCHER</b>	IP WLS BF H R ER SO BB IBB HBP BLK WP HR S P ERA WHIP	IP WLS BF H R ER SO BB IBB HBP BLK WP HR S P ERA WHIP																		
Randy Jones, L ERA: 4.86 (1, 1)	5.2	30	6	4	3	3	5	0	0	0	0	0	0	31	51	4.76	1.941			
Dyar Miller, R ERA: 1.92 (6, 1)	0.1	2	0	0	0	1	1	0	0	0	0	0	0	3	7	0.00	3.000			
Neil Allen, R ERA: 2.77 (7, 1)	3.0	L	18	8	3	3	3	0	1	0	0	1	0	23	27	9.00	2.667			

Philadelphia Phillies @ New York Mets  
Shea Stadium, Flushing, NY  
Tue May 26 1981, 7:05 PM EDT  
Att: 13,973 - Unknown

AB 43  
R 7  
H 14  
RBI 6  
BB 7  
SO 7  
LOB 32



Batter	1	2	3	4	5	6	7	8	9	AB	R	H	RBI	BB	SO	LOB	BOTTOM					
Mookie Wilson, S OBP: 0.283, SLG: 0.291 (1, 8)	1B	1B		K			K			4	1	2	0	0	2	0						
Frank Taveras, R OBP: 0.258, SLG: 0.295 (1, 6)	1B	P4		5-3			F9			3	1	0	0	1	0	1						
Joel Youngblood, R OBP: 0.412, SLG: 0.573 (1, 9)	1B	1B				K				4	1	2	3	0	1	0						
Dave Kingman, R OBP: 0.355, SLG: 0.433 (1, 3)	K2-3					HR		F9		4	1	2	1	0	1	0						
Lee Mazzilli, S OBP: 0.302, SLG: 0.349 (1, 7)	SH5-3 1B BB			F8		6-3		1-3		3	1	0	0	1	0	0						
John Stearns, R OBP: 0.341, SLG: 0.345 (1, 2)	SH5-3			E6		4-3		4-3		3	0	1	0	0	0	0						
Hubie Brooks, R OBP: 0.364, SLG: 0.400 (1, 5)	FC6-4 1B			F7						4	0	1	1	0	1	1						
Doug Flynn, R OBP: 0.326, SLG: 0.425 (1, 4)	FC6-4			F8						4	0	0	0	0	2							
Randy Jones, R OBP: 0.182, SLG: 0.182 Dyar Miller, R OBP: 0.500, SLG: 0.500 Wally Backman, S OBP: 0.324, SLG: 0.294 Neil Allen, R OBP: 1.000, SLG: 3.000 Alex Trevino, R OBP: 0.340, SLG: 0.292 (1, 1)		F2				K			F9	2	0	0	0	0	1	0						
<b>Inning Stats</b>	R: 4 E: 0 K: 1 S: 8	H: 3 LOB: 2 BB: 2 P: 16	R: 0 E: 0 K: 0 S: 5	H: 3 LOB: 0 BB: 0 P: 5	R: 0 E: 1 K: 0 S: 4	H: 1 LOB: 1 BB: 0 P: 4	R: 0 E: 0 K: 2 S: 7	H: 0 LOB: 0 BB: 0 P: 7	R: 1 E: 0 K: 1 S: 6	H: 1 LOB: 0 BB: 0 P: 6	R: 0 E: 0 K: 0 S: 3	H: 0 LOB: 0 BB: 0 P: 3	R: 0 E: 0 K: 1 S: 5	H: 0 LOB: 0 BB: 0 P: 5	R: 0 E: 0 K: 0 S: 3	H: 0 LOB: 0 BB: 0 P: 3	R: 0 E: 0 K: 1 S: 5	H: 0 LOB: 0 BB: 0 P: 5	1B: 6 2B: 0 3B: 0 HR: 2	SF: 0 SAC: 1 DP: 0 HBP: 0	WP: 0 PB: 0 SB: 0 CS: 0	PA: 36
<b>PITCHER</b>	IP WLS BF H R ER SO BB IBB HBP BLK WP HR S P ERA WHIP	IP WLS BF H R ER SO BB IBB HBP BLK WP HR S P ERA WHIP																				
Steve Carlton, L ERA: 3.04 (1, 1)	6.0	27	8	5	4	2	0	0	0	0	0	0	0	8	8	0.00	1.667					
Ron Reed, R ERA: 2.57 (7, 1)	2.0	W	6	0	0	0	0	0	0	0	0	8	8	0.00	0.000							
Tug McGraw, L ERA: 4.5 (9, 1)	1.0	S	3	0	0	0	1	0	0	0	0	5	5	0.00	0.000							

Philadelphia Phillies @ New York Mets  
Shea Stadium, Flushing, NY  
Tue May 26 1981, 7:05 PM EDT  
Att: 13,973 - Unknown

AB 33  
R 5  
H 8  
RBI 5  
BB 2  
SO 6  
LOB 4





Batter	1	2	3	4	5	6	7	8	9	AB	R	H	RBI	BB	SO	LOB	TOP			
<b>Lonnie Smith, R</b> OBP: 0.308, SLG: 0.306 (1, 9)										4	1	1	0	0	1	0	<b>Philadelphia Phillies @ New York Mets</b> Shea Stadium, Flushing, NY Wed May 27 1981, 7:05 PM EDT Att: 10,930 - Unknown			
<b>Pete Rose, S</b> OBP: 0.370, SLG: 0.394 (1, 3)										4	0	1	1	0	0	0				
<b>Mike Schmidt, R</b> OBP: 0.390, SLG: 0.636 (1, 5)										4	0	0	0	0	2	1				
<b>Del Unser, L</b> OBP: 0.438, SLG: 0.417 (1, 8)										4	0	0	0	0	0	1				
<b>Gary Matthews, R</b> OBP: 0.396, SLG: 0.434 (1, 7)										4	0	2	0	0	1	0				
<b>Keith Moreland, R</b> OBP: 0.283, SLG: 0.385 (1, 2)										4	0	2	0	0	0	3				
<b>Larry Bowa, S</b> OBP: 0.274, SLG: 0.280 (1, 6)										4	0	0	0	0	0	5				
<b>Ramon Aviles, R</b> OBP: 0.182, SLG: 0.100 (1, 4)										3	0	0	0	0	2	1				
<b>Larry Christenson, R</b> OBP: 0.150, SLG: 0.105 (8, PH)										2	0	0	0	0	1	0				
<b>Greg Gross, L</b> OBP: 0.344, SLG: 0.396 (8, 1)										1	0	0	0	0	0	0				
<b>Mike Proly, R</b> (8, 1)										0	0	0	0	0	0	0				
<b>Inning Stats</b>	R: 0 E: 0 K: 0 S: 3	H: 0 LOB: 0 BB: 0 P: 3	R: 0 E: 0 K: 1 S: 6	H: 1 LOB: 1 BB: 0 P: 6	R: 1 E: 0 K: 1 S: 7	H: 2 LOB: 1 BB: 0 P: 7	R: 0 E: 0 K: 0 S: 4	H: 1 LOB: 1 BB: 0 P: 4	R: 0 E: 0 K: 2 S: 7	H: 0 LOB: 0 BB: 0 P: 7	R: 0 E: 0 K: 1 S: 5	H: 1 LOB: 1 BB: 0 P: 6	R: 0 E: 0 K: 1 S: 5	H: 0 LOB: 0 BB: 0 P: 5	R: 0 E: 1 K: 0 S: 5	H: 1 LOB: 2 BB: 0 P: 5	1B: 3 2B: 3 3B: 0 HR: 0	SF: 0 SAC: 0 DP: 0 HBP: 0	WP: 0 PB: 0 SB: 0 CS: 0	PA: 34
<b>PITCHER</b> <b>Pat Zachry, R</b> ERA: 3.88 (1, 1)	IP: 9.0 WLS: W BF: 34 H: 6 R: 1 ER: 1 SO: 7 BB: 0 IBB: 0 HBP: 0 BLK: 0 WP: 0 HR: 0 S: 48 P: 48 ERA: 1.00 WHIP: 0.667																			


Batter	1	2	3	4	5	6	7	8	9	AB	R	H	RBI	BB	SO	LOB	BOTTOM			
<b>Mookie Wilson, S</b> OBP: 0.281, SLG: 0.289 (1, 8)										4	1	1	0	0	1	1	<b>Philadelphia Phillies @ New York Mets</b> Shea Stadium, Flushing, NY Wed May 27 1981, 7:05 PM EDT Att: 10,930 - Unknown			
<b>Bob Bailor, R</b> OBP: 0.300, SLG: 0.257 (1, 6)										4	0	1	0	0	0	2				
<b>Joel Youngblood, R</b> OBP: 0.407, SLG: 0.562 (1, 9)										4	0	1	1	0	1	1				
<b>Dave Kingman, R</b> OBP: 0.354, SLG: 0.454 (1, 3)										3	1	1	1	0	1	2				
<b>Mike Jorgensen, L</b> OBP: 0.298, SLG: 0.489 (9, 3)										0	0	0	0	0	0	0				
<b>Lee Mazzilli, S</b> OBP: 0.303, SLG: 0.344 (1, 7)										2	0	0	0	1	0	0				
<b>John Stearns, R</b> OBP: 0.330, SLG: 0.333 (1, 2)										3	0	0	0	0	1	2				
<b>Hubie Brooks, R</b> OBP: 0.363, SLG: 0.406 (1, 5)										3	1	1	0	0	0	0				
<b>Doug Flynn, R</b> OBP: 0.319, SLG: 0.416 (1, 4)										3	0	0	0	0	0	1				
<b>Pat Zachry, R</b> OBP: 0.316, SLG: 0.294 (1, 1)										2	0	1	1	0	0	0				
<b>Inning Stats</b>	R: 1 E: 0 K: 1 S: 6	H: 2 LOB: 0 BB: 0 P: 6	R: 0 E: 0 K: 1 S: 5	H: 0 LOB: 0 BB: 0 P: 5	R: 0 E: 0 K: 1 S: 6	H: 1 LOB: 1 BB: 0 P: 6	R: 1 E: 0 K: 0 S: 4	H: 1 LOB: 0 BB: 0 P: 4	R: 1 E: 0 K: 0 S: 4	H: 1 LOB: 0 BB: 0 P: 4	R: 0 E: 1 K: 0 S: 4	H: 1 LOB: 2 BB: 1 P: 8	R: 0 E: 0 K: 0 S: 3	H: 0 LOB: 0 BB: 0 P: 3	R: 0 E: 0 K: 1 S: 5	H: 0 LOB: 0 BB: 0 P: 5	1B: 4 2B: 1 3B: 0 HR: 1	SF: 1 SAC: 0 DP: 0 HBP: 0	WP: 0 PB: 0 SB: 0 CS: 1	PA: 30
<b>PITCHER</b> <b>Larry Christenson, R</b> ERA: 4.37 (1, 1)	IP: 7.0 WLS: L BF: 27 H: 6 R: 3 ER: 3 SO: 3 BB: 1 IBB: 0 HBP: 0 BLK: 0 WP: 0 HR: 1 S: 32 P: 36 ERA: 3.86 WHIP: 1.000																			
<b>Mike Proly, R</b> ERA: 3.2 (8, 1)	IP: 1.0 WLS: L BF: 3 H: 0 R: 0 ER: 0 SO: 1 BB: 0 IBB: 0 HBP: 0 BLK: 0 WP: 0 HR: 0 S: 5 P: 5 ERA: 0.00 WHIP: 0.000																			



Batter	1	2	3	4	5	6	7	8	9	AB	R	H	RBI	BB	SO	LOB	TOP					
Tom Herr, S OBP: 0.352, SLG: 0.409 (1, 4)	F6	E8 1B		G6-4-3		G3		SF7		4	1	1	2	0	0	2	<b>St. Louis Cardinals @ Philadelphia Phillies</b> <b>Veterans Stadium, Philadelphia, PA</b> Fri May 29 1981, 7:05 PM EDT Att: 32,358 - Unknown					
Gary Templeton, S OBP: 0.301, SLG: 0.397 (1, 6)				6-3				P6		4	3	2	1	1	0	1						
Keith Hernandez, L OBP: 0.425, SLG: 0.517 (1, 3)										4	2	2	1	1	0	1						
George Hendrick, R OBP: 0.381, SLG: 0.510 (1, 9)										5	1	3	4	0	0	2						
Dane Iorg, L OBP: 0.278, SLG: 0.340 Tony Scott, S (7, PR) (7, 8)	F9									4	1	2	1	0	0	1						
Ken Oberkfell, L OBP: 0.361, SLG: 0.348 (1, 5)										4	1	0	0	1	0	3						
Tito Landrum, R OBP: 0.235, SLG: 0.353 (7, 7)										5	1	3	2	0	0	0						
Glenn Brummer, R OBP: 0.400, SLG: 0.250 (1, 2)										4	1	1	0	1	0	2						
Bob Forsch, R OBP: 0.188, SLG: 0.133 Mark Littell, L OBP: 0.500, SLG: 0.500 (6, 1)										1	0	0	0	1	0	1						
										2	0	1	0	0	0	2						
<b>Inning Stats</b>	R: 3 E: 0 K: 0 S: 5	H: 2 LOB: 0 BB: 1 P: 9	R: 3 E: 1 K: 0 S: 7	H: 4 LOB: 1 BB: 0 P: 7	R: 1 E: 0 K: 0 S: 4	H: 1 LOB: 0 BB: 0 P: 4	R: 0 E: 0 K: 0 S: 2	H: 0 LOB: 0 BB: 1 P: 6	R: 0 E: 1 K: 0 S: 4	H: 1 LOB: 1 BB: 0 P: 4	R: 0 E: 0 K: 0 S: 4	H: 1 LOB: 1 BB: 0 P: 4	R: 1 E: 1 K: 0 S: 4	H: 2 LOB: 1 BB: 1 P: 8	R: 1 E: 0 K: 0 S: 5	H: 2 LOB: 1 BB: 0 P: 5	R: 2 E: 0 K: 0 S: 5	H: 2 LOB: 2 BB: 2 P: 13	1B: 10 2B: 2 3B: 2 HR: 2	SF: 1 SAC: 1 DP: 2 HBP: 0	WP: 0 PB: 0 SB: 3 CS: 0	PA: 45
<b>PITCHER</b>	IP WLS BF H R ER SO BB IBB HBP BLK WP HR S P ERA WHIP																					
Nino Espinosa, R ERA: 5.26 Sparky Lyle, L ERA: 4.1 Mike Proly, R ERA: 3.32 Ron Reed, R ERA: 3.52	(1, 1) (3, 1) (6, 1) (8, 1)	2.0 3.0 2.0 2.0	L 10 9 12	14 3 3 4	7 1 1 3	7 0 1 3	0 0 1 0	0 0 0 0	0 1 0 1	0 0 0 1	0 0 0 0	0 0 0 0	0 0 0 0	0 0 0 0	0 8 10	17 13 8 18	31.50 0.00 4.50 13.50	4.000 0.667 2.000 2.500				

Batter	1	2	3	4	5	6	7	8	9	AB	R	H	RBI	BB	SO	LOB	BOTTOM					
Lonnie Smith, R OBP: 0.306, SLG: 0.303 Ron Reed, R (8, 1)	5-3									4	1	1	0	0	0	2	<b>St. Louis Cardinals @ Philadelphia Phillies</b> <b>Veterans Stadium, Philadelphia, PA</b> Fri May 29 1981, 7:05 PM EDT Att: 32,358 - Unknown					
Pete Rose, S OBP: 0.397, SLG: 0.391 (1, 3)										4	1	1	2	0	0	2						
Mike Schmidt, R OBP: 0.381, SLG: 0.619 (1, 5)										4	0	0	0	0	2	1						
Gary Matthews, R OBP: 0.399, SLG: 0.449 (1, 7)										4	0	2	1	0	0	0						
Manny Trillo, R OBP: 0.347, SLG: 0.392 (1, 4)										3	0	0	0	1	1	2						
Gary Maddox, R OBP: 0.323, SLG: 0.353 (1, 8)										4	0	0	0	0	1	2						
Larry Bowa, S OBP: 0.268, SLG: 0.273 (1, 6)										4	0	0	0	0	0	1						
Bob Boone, R OBP: 0.313, SLG: 0.331 (1, 2)										3	1	1	1	1	0	0						
Nino Espinosa, R Sparky Lyle, L George Kukovich, L Mike Proly, R Greg Gross, L (1, 1) (3, 1) (5, PR) (6, 1) (7, PR) (8, 9)										0	0	0	0	0	0	0						
										1	1	0	0	0	0	0						
<b>Inning Stats</b>	R: 0 E: 0 K: 0 S: 3	H: 0 LOB: 0 BB: 0 P: 3	R: 0 E: 0 K: 0 S: 4	H: 1 LOB: 1 BB: 0 P: 4	R: 3 E: 0 K: 1 S: 9	H: 4 LOB: 1 BB: 0 P: 9	R: 0 E: 0 K: 1 S: 5	H: 0 LOB: 0 BB: 0 P: 5	R: 0 E: 0 K: 1 S: 3	H: 0 LOB: 0 BB: 0 P: 3	R: 0 E: 0 K: 1 S: 5	H: 0 LOB: 1 BB: 1 P: 9	R: 0 E: 0 K: 1 S: 3	H: 0 LOB: 2 BB: 2 P: 11	R: 0 E: 0 K: 1 S: 5	H: 0 LOB: 0 BB: 0 P: 5	R: 1 E: 0 K: 0 S: 4	H: 1 LOB: 0 BB: 0 P: 4	1B: 3 2B: 2 3B: 0 HR: 1	SF: 0 SAC: 0 DP: 0 HBP: 0	WP: 1 PB: 0 SB: 1 CS: 0	PA: 36
<b>PITCHER</b>	IP WLS BF H R ER SO BB IBB HBP BLK WP HR S P ERA WHIP																					
Bob Forsch, R ERA: 3.8 Mark Littell, R ERA: 2.16	(1, 1) (6, 1)	5.0 4.0	W S	20 16	1 1	1 1	1 1	2 2	3 0	0 0	0 0	0 0	0 0	0 0	1 1	17 29	2.25 1.000	1.000				

AB 38  
R 11  
H 15  
RBI 11  
BB 5  
SO 0  
LOB 16



AB 33  
R 4  
H 6  
RBI 4  
BB 3  
SO 4  
LOB 10





Batter	1	2	3	4	5	6	7	8	9	AB	R	H	RBI	BB	SO	LOB	TOP					
Tom Herr, S OBP: 0.352, SLG: 0.407 Mike Ramsey, S OBP: 0.435, SLG: 0.455	0-3 K		0-0 1B		0-0 G4-3			0-0 F9		3	0	1	0	0	1	1	<b>St. Louis Cardinals @ Philadelphia Phillies</b> Veterans Stadium, Philadelphia, PA Sat May 30 1981, 7:05 PM EDT Att: 35,034 - Unknown					
Gary Templeton, S OBP: 0.302, SLG: 0.396 Julio Gonzalez, R OBP: 0.500, SLG: 0.500	0-3 K		0-0 1B		1-2		0-0 F7	0-0 6-3		3	0	1	0	0	1	0						
Keith Hernandez, L OBP: 0.418, SLG: 0.507 Gene Tenace, R OBP: 0.384, SLG: 0.375	0-0 6-3		0-0 4-3			0-0 G3			0-3 K	3	0	0	0	0	2	1						
George Hendrick, R OBP: 0.374, SLG: 0.500 Jim Otten, R OBP: 0.364, SLG: 0.333		0-0 5-3		0-3 K		0-0 4-3			0-0 E 1B SF8 1B	3	0	0	0	0	1	0						
Dane Iorg, L OBP: 0.276, SLG: 0.333		0-0 5-3		0-0 L5			0-0 G3		0-0 E 1B	4	1	1	0	0	0	0						
Ken Oberkfell, L OBP: 0.370, SLG: 0.359		0-0 1B		0-0 FC5 S 1B			0-0 1B		0-0 E5 1B	4	0	3	0	0	2	2						
Tito Landrum, R OBP: 0.190, SLG: 0.300		0-0 6-3		0-0 FC5 1-3			0-3 K		0-0 SF8	3	0	0	1	0	1	3						
Glenn Brummer, R OBP: 0.375, SLG: 0.286 Orlando Sanchez, L OBP: 0.381, SLG: 0.400			0-0 F9		0-0 G4-3 1B		0-0 4-3		0-0 3H 1-2 2H 1B	3	0	1	0	0	0	1						
Lary Sorensen, R OBP: 0.083, SLG: 0.125 Bob Sykes, S OBP: 0.267, SLG: 0.331			0-3 K		0-3 K			0-0 F8	0-0 F8	1	0	0	0	0	1	0						
										1	0	0	0	0	1	1						
										2	0	0	0	0	0	2						
<b>Inning Stats</b>	R: 0 E: 0 K: 2 S: 7	H: 0 LOB: 0 BB: 0 P: 7	R: 0 E: 0 K: 0 S: 4	H: 1 LOB: 1 BB: 0 P: 4	R: 0 E: 0 K: 1 S: 7	H: 2 LOB: 2 BB: 0 P: 7	R: 0 E: 0 K: 1 S: 6	H: 1 LOB: 1 BB: 0 P: 6	R: 0 E: 0 K: 1 S: 5	H: 1 LOB: 0 BB: 0 P: 5	R: 0 E: 0 K: 0 S: 3	H: 0 LOB: 1 BB: 0 P: 3	R: 0 E: 0 K: 1 S: 6	H: 1 LOB: 1 BB: 0 P: 6	R: 0 E: 0 K: 0 S: 3	H: 0 LOB: 0 BB: 0 P: 3		R: 2 E: 1 K: 1 S: 9	H: 3 LOB: 2 BB: 0 P: 9	1B: 9 2B: 0 3B: 0 HR: 0	SF: 1 SAC: 0 DP: 1 HBP: 0	WP: 0 PB: 0 SB: 1 CS: 0
<b>PITCHER</b> Dick Ruthven, R ERA: 4.09	IP: 9.0 WLS: W BF: 36 H: 9 R: 2 ER: 0 SO: 7 BB: 0 IBB: 0 HBP: 0 BLK: 0 WP: 0 HR: 0 S: 50 P: 50 ERA: 0.00 WHIP: 1.000															<b>PITCHER</b>	IP: 9.0 WLS: W BF: 36 H: 9 R: 2 ER: 0 SO: 7 BB: 0 IBB: 0 HBP: 0 BLK: 0 WP: 0 HR: 0 S: 50 P: 50 ERA: 0.00 WHIP: 1.000					

Batter	1	2	3	4	5	6	7	8	9	AB	R	H	RBI	BB	SO	LOB	BOTTOM				
Pete Rose, S OBP: 0.375, SLG: 0.396 Greg Gross, L OBP: 0.344, SLG: 0.382	0-0 CS 1B		0-0 1B 1B	0-0 L4-6		4-0 FC4 BB		0-0 F8		3	1	2	0	1	0	1	<b>St. Louis Cardinals @ Philadelphia Phillies</b> Veterans Stadium, Philadelphia, PA Sat May 30 1981, 7:05 PM EDT Att: 35,034 - Unknown				
Manny Trillo, R OBP: 0.343, SLG: 0.386	0-3 K		0-0 1B 1B	0-0 F8		0-0 FC4 2B BB		0-0 6-3		5	2	1	0	0	1	3					
Gary Matthews, R OBP: 0.413, SLG: 0.467 Del Unser, L OBP: 0.424, SLG: 0.400	0-0 1B		0-0 1B 1-2 2H 1B		0-0 HR 2B	4-0 2B 2B BB		0-3 K		3	2	3	1	1	0	0					
Mike Schmidt, R OBP: 0.384, SLG: 0.623 John Vukovich, R	0-0 1B		0-3 K		0-0 5-3	0-0 2B 2B				4	1	2	2	0	1	3					
Dick Davis, R OBP: 0.520, SLG: 0.714	0-3 K		0-0 1-3 2H 1B		0-0 HR	0-0 2B 2B				4	1	3	5	0	1	2					
Gary Maddox, R OBP: 0.315, SLG: 0.344 Keith Moreland, R OBP: 0.263, SLG: 0.385		0-0 5-3		0-3 K		0-0 L5		0-3 K		4	0	0	0	0	2	3					
Lary Bowa, S OBP: 0.269, SLG: 0.274 Ramon Aviles, R OBP: 0.167, SLG: 0.091		0-0 4-3		0-0 2B 1B		0-0 F9		0-0 4-3		3	1	1	0	0	0	0					
Bob Boone, R OBP: 0.319, SLG: 0.339		0-3 K		0-0 1-1 2B 2B		4-0 FC4 2B SH1 BB		0-0 P4		3	2	1	1	1	1	0					
Dick Ruthven, R OBP: 0.148, SLG: 0.192			0-3 K		0-0 L4-6 2H 2B	0-0 SH1		0-0 4-3		3	0	1	1	0	1	0					
										1B: 8 2B: 6 3B: 0 HR: 1	SF: 0 SAC: 1 DP: 1 HBP: 0	WP: 0 PB: 0 SB: 0 CS: 1	PA: 39								
<b>Inning Stats</b>	R: 0 E: 0 K: 2 S: 9	H: 3 LOB: 2 BB: 0 P: 9	R: 0 E: 0 K: 1 S: 5	H: 0 LOB: 0 BB: 0 P: 5	R: 2 E: 0 K: 3 S: 13	H: 4 LOB: 2 BB: 0 P: 13	R: 2 E: 0 K: 0 S: 5	H: 3 LOB: 0 BB: 0 P: 5	R: 2 E: 0 K: 1 S: 7	H: 2 LOB: 1 BB: 3 P: 19	R: 0 E: 0 K: 0 S: 3	H: 0 LOB: 0 BB: 0 P: 3	R: 0 E: 0 K: 1 S: 5	H: 0 LOB: 0 BB: 0 P: 5	R: 0 E: 0 K: 1 S: 5	H: 0 LOB: 0 BB: 0 P: 5		1B: 8 2B: 6 3B: 0 HR: 1	SF: 0 SAC: 1 DP: 1 HBP: 0	WP: 0 PB: 0 SB: 0 CS: 1	PA: 39
<b>PITCHER</b> Lary Sorensen, R ERA: 3.8 Bob Sykes, L ERA: 14.54 Jim Otten, R ERA: 4.13	IP: 3.0 WLS: L BF: 18 H: 10 R: 4 ER: 4 SO: 6 BB: 3 IBB: 0 HBP: 0 BLK: 0 WP: 0 HR: 1 S: 30 P: 30 ERA: 12.00 WHIP: 3.333															<b>PITCHER</b>		IP: 3.0 WLS: L BF: 18 H: 10 R: 4 ER: 4 SO: 6 BB: 3 IBB: 0 HBP: 0 BLK: 0 WP: 0 HR: 1 S: 30 P: 30 ERA: 12.00 WHIP: 3.333			



Batter	1	2	3	4	5	6	7	8	9	AB	R	H	RBI	BB	SO	LOB	TOP					
Tom Herr, S OBP: 0.355, SLG: 0.406 (1,4)	G3		2H 1B			4-3 BB		4-3		3	0	1	1	1	0	0						
Gary Templeton, S OBP: 0.295, SLG: 0.387 (1,6)	5-3		4-3			K			K	4	0	0	0	0	2	2						
Keith Hernandez, L OBP: 0.414, SLG: 0.500 (1,3)	5-3			F8		4-3			1B 1B	4	0	1	0	0	0	1						
George Hendrick, R OBP: 0.377, SLG: 0.500 (1,9)		F7		CS 1B		K			1-2 1B	4	0	2	0	0	1	1						
Sixto Lezcano, R OBP: 0.395, SLG: 0.383 (1,7)	K			1-2 BB				G6-4-3 1B	K	3	0	1	0	1	2	2						
Tito Landrum, R OBP: 0.180, SLG: 0.250 (1,8)	F9			F9				F8	F9	4	0	0	0	0	0	4						
Mike Ramsey, S OBP: 0.423, SLG: 0.417 (1,5)			SH3-4 1B BB			6-3		G6-4-3 1-2		2	1	0	0	1	0	1						
Gene Tenace, R OBP: 0.368, SLG: 0.356 (1,2)		F7		P6				F7		3	0	0	0	0	0	1						
Silvio Martinez, R OBP: 0.263, SLG: 0.278 (1,1)			SH3-4						G3	1	0	0	0	0	1	0						
Julio Gonzalez, R OBP: 0.333, SLG: 0.333 (8, PH)										1	0	0	0	0	0	0						
Jim Kaat, L OBP: 0.500, SLG: 0.750 (8, 1)										0	0	0	0	0	0	0						
<b>Inning Stats</b>	R: 0 E: 0 K: 0 S: 3	H: 0 LOB: 0 BB: 0 P: 3	R: 0 E: 0 K: 1 S: 5	H: 0 LOB: 0 BB: 0 P: 5	R: 1 E: 0 K: 0 S: 4	H: 1 LOB: 1 BB: 1 P: 8	R: 0 E: 0 K: 0 S: 3	H: 1 LOB: 1 BB: 1 P: 7	R: 0 E: 0 K: 1 S: 5	H: 0 LOB: 0 BB: 0 P: 5	R: 0 E: 0 K: 2 S: 7	H: 0 LOB: 1 BB: 1 P: 11	R: 0 E: 0 K: 0 S: 3	H: 1 LOB: 0 BB: 0 P: 3	R: 0 E: 0 K: 0 S: 3	H: 0 LOB: 0 BB: 0 P: 3	R: 0 E: 0 K: 2 S: 9	H: 2 LOB: 2 BB: 0 P: 9	1B: 5 2B: 0 3B: 0 HR: 0	SF: 0 SAC: 1 DP: 1 HBP: 0	WP: 0 PB: 0 SB: 0 CS: 1	PA: 33
<b>PITCHER</b> Steve Carlton, L ERA: 2.84 (1,1)	IP: 9.0 WLS: W BF: 33 H: 5 R: 1 ER: 1 SO: 6 BB: 3 IBB: 0 HBP: 0 BLK: 0 WP: 0 HR: 0 S: 42 P: 54 ERA: 1.00 WHIP: 0.889															<b>PITCHER</b>						

St. Louis Cardinals @ Philadelphia Phillies  
Veterans Stadium, Philadelphia, PA  
Sun May 31 1981, 3:33 AM EDT  
Att: 54,103 - Unknown

AB 29  
R 1  
H 5  
RBI 1  
BB 3  
SO 6  
LOB 12



Batter	1	2	3	4	5	6	7	8	9	AB	R	H	RBI	BB	SO	LOB	BOTTOM			
Pete Rose, S OBP: 0.377, SLG: 0.398 (1,3)	4-3		F8		2B 1B		S SF8 1B			4	2	2	0	0	0	0				
Manny Trillo, R OBP: 0.352, SLG: 0.398 (1,4)	1B		P5		1H SF9 2B		SF8 1-2 BB			3	1	2	1	1	0	0				
Gary Matthews, R OBP: 0.409, SLG: 0.467 (1,7)	1-3 1B			6-3	SF9		SF8			2	0	1	2	0	0	0				
Mike Schmidt, R OBP: 0.381, SLG: 0.611 (1,5)	K			1B BB	F7		F7			3	1	0	0	1	1	3				
Dick Davis, R OBP: 0.517, SLG: 0.680 (8, PR)	6-3			FC6-4 1B 1B	5-3					4	1	2	0	0	0	2				
Greg Gross, L OBP: 0.344, SLG: 0.382 (9, 9)										0	0	0	0	0	0	0				
Gary Maddox, R OBP: 0.314, SLG: 0.342 (1,8)		P5		FC6-4 1-2 2H 1B		F6		F8		4	0	1	1	0	0	1				
Larry Bowa, S OBP: 0.280, SLG: 0.281 (1,6)		G5-4-3 BB		FC6-4 1-2 2-3 1B				G6-4-3 1B		3	1	2	0	1	0	2				
Bob Boone, R OBP: 0.317, SLG: 0.336 (1,2)		G5-4-3 1-2		1H 3H 1B		5-3		G6-4-3 1-2		4	0	1	2	0	0	3				
Steve Carlton, L OBP: 0.200, SLG: 0.324 (1,1)			4-3		F7		F9			3	0	0	0	0	0	1				
<b>Inning Stats</b>	R: 0 E: 0 K: 1 S: 7	H: 2 LOB: 2 BB: 0 P: 7	R: 0 E: 0 K: 0 S: 2	H: 0 LOB: 0 BB: 1 P: 6	R: 0 E: 0 K: 0 S: 3	H: 0 LOB: 0 BB: 0 P: 3	R: 3 E: 0 K: 0 S: 6	H: 3 LOB: 1 BB: 1 P: 10	R: 2 E: 0 K: 0 S: 5	H: 2 LOB: 0 BB: 0 P: 5	R: 0 E: 0 K: 0 S: 3	H: 1 LOB: 0 BB: 0 P: 3	R: 1 E: 0 K: 0 S: 4	H: 1 LOB: 1 BB: 1 P: 8	R: 0 E: 0 K: 0 S: 4	H: 2 LOB: 2 BB: 0 P: 4	1B: 10 2B: 1 3B: 0 HR: 0	SF: 2 SAC: 0 DP: 2 HBP: 0	WP: 0 PB: 0 SB: 4 CS: 0	PA: 35
<b>PITCHER</b> Silvio Martinez, R ERA: 4.71 (1,1)	IP: 7.0 WLS: L BF: 31 H: 9 R: 6 ER: 6 SO: 1 BB: 3 IBB: 0 HBP: 0 BLK: 0 WP: 0 HR: 0 S: 30 P: 42 ERA: 7.71 WHIP: 1.714															<b>PITCHER</b>				
Jim Kaat, L ERA: 1.96 (8, 1)	IP: 1.0 WLS: L BF: 4 H: 2 R: 0 ER: 0 SO: 0 BB: 0 IBB: 0 HBP: 0 BLK: 0 WP: 0 HR: 0 S: 4 P: 4 ERA: 0.00 WHIP: 2.000															<b>PITCHER</b>				

St. Louis Cardinals @ Philadelphia Phillies  
Veterans Stadium, Philadelphia, PA  
Sun May 31 1981, 3:33 AM EDT  
Att: 54,103 - Unknown

AB 30  
R 6  
H 11  
RBI 6  
BB 3  
SO 1  
LOB 12





Batter	1	2	3	4	5	6	7	8	9	AB	R	H	RBI	BB	SO	LOB	TOP										
Mookie Wilson, S OBP: 0.322, SLG: 0.346	E5 SH3 SF7 1B		K				2-3	FC5		5	1	2	0	0	1	3											
Frank Taveras, R OBP: 0.256, SLG: 0.293	SH3						6-3		F8	4	0	1	0	0	0	1											
Lee Mazzilli, S OBP: 0.318, SLG: 0.336	SF7		CS	K			4-3		5-3	3	0	0	1	1	1	0											
Dave Kingman, R OBP: 0.360, SLG: 0.514	F9			E6					F2	4	2	1	1	0	0	2											
Bob Bailor, R OBP: 0.315, SLG: 0.271					FC5-4					0	0	0	0	0	0	0											
Rusty Staub, L OBP: 0.378, SLG: 0.413				2B	5-3					1	0	0	0	0	0	0											
Mike Cabbage, L OBP: 0.320, SLG: 0.300		3-1								3	1	2	0	0	0	0											
Hubie Brooks, R OBP: 0.354, SLG: 0.389				1-3						1	0	1	0	0	0	0											
John Stearns, R OBP: 0.340, SLG: 0.364	6-3			5-3						4	0	2	2	0	0	1											
Mike Jorgensen, L OBP: 0.313, SLG: 0.448				3-H	4-0					1	0	0	0	2	0	1											
Doug Flynn, R OBP: 0.297, SLG: 0.380				FC4	BB					4	0	0	0	0	1	6											
Pat Zachry, R OBP: 0.273, SLG: 0.250										3	0	0	0	0	1	1											
Joel Youngblood, R OBP: 0.409, SLG: 0.557										0	0	0	0	1	0	0											
Wally Backman, S OBP: 0.342, SLG: 0.343										0	0	0	0	0	0	0											
Neil Allen, R OBP: 1.000, SLG: 3.000										0	0	0	0	0	0	0											
<b>Inning Stats</b>	R: 1 E: 1 K: 0 S: 4	H: 1 LOB: 0 BB: 0 P: 4	R: 0 E: 0 K: 1 S: 5	H: 0 LOB: 1 BB: 1 P: 9	R: 0 E: 0 K: 2 S: 7	H: 1 LOB: 0 BB: 0 P: 7	R: 1 E: 1 K: 1 S: 7	H: 1 LOB: 2 BB: 1 P: 11	R: 0 E: 0 K: 0 S: 4	H: 1 LOB: 2 BB: 1 P: 8	R: 0 E: 0 K: 0 S: 3	H: 0 LOB: 0 BB: 0 P: 3	R: 1 E: 0 K: 0 S: 6	H: 3 LOB: 3 BB: 1 P: 10	R: 0 E: 0 K: 0 S: 3	H: 0 LOB: 0 BB: 0 P: 3	1B: 6 2B: 2 3B: 0 HR: 1	SF: 1 SAC: 2 DP: 0 HBP: 0	WP: 0 PB: 0 SB: 1 CS: 1	PA: 41							
<b>PITCHER</b>	IP	WLS	BF	H	R	ER	SO	BB	IBB	HBP	BLK	WP	HR	S	P	ERA	WHIP										
Larry Christenson, R ERA: 4.1	6.0		27	6	3	1	4	3	0	0	0	0	0	32	44	1.50	1.500										
Sparky Lytle, L ERA: 4.13	2.0	W	10	3	1	1	0	0	1	0	0	0	1	9	13	4.50	1.500										
Tug McGraw, L ERA: 4.26	1.0	S	3	0	0	0	0	0	0	0	0	0	0	3	3	0.00	0.000										

**New York Mets @ Philadelphia Phillies**  
 Veterans Stadium, Philadelphia, PA  
 Mon Jun 01 1981, 7:05 PM EDT  
 Att: 27,631 - Unknown

AB	33
R	4
H	9
RBI	4
BB	4
SO	4
LOB	15



Batter	1	2	3	4	5	6	7	8	9	AB	R	H	RBI	BB	SO	LOB	BOTTOM										
Pete Rose, S OBP: 0.383, SLG: 0.405	SH5-3 E BB	G1-6-3								4	2	2	0	1	0	3											
Manny Trillo, R OBP: 0.352, SLG: 0.398	SH5-3									0	0	0	0	0	0	0											
Ramon Aviles, R OBP: 0.214, SLG: 0.154										2	0	1	0	0	1	0											
George Vukovich, L OBP: 0.500, SLG: 0.500	1-2									1	0	1	1	0	0	0											
Tug McGraw, R										0	0	0	0	0	0	0											
Gary Matthews, R OBP: 0.411, SLG: 0.468	E8 SF7 1B									4	1	2	1	0	0	1											
Mike Schmidt, R OBP: 0.383, SLG: 0.618	SF7									3	0	2	2	0	1	1											
Dick Davis, R OBP: 0.455, SLG: 0.586	F8									4	0	0	0	0	0	2											
Gary Maddox, R OBP: 0.324, SLG: 0.366										3	1	2	1	1	0	0											
Larry Bowa, S OBP: 0.285, SLG: 0.287										4	0	2	0	0	1	1											
Bob Boone, R OBP: 0.315, SLG: 0.333										4	0	1	0	0	0	3											
Larry Christenson, R OBP: 0.182, SLG: 0.143										2	0	1	0	0	0	1											
Del Unser, L OBP: 0.412, SLG: 0.385										1	0	0	0	0	1	2											
Sparky Lytle, L OBP: 0.500, SLG: 0.500										0	0	0	0	0	0	0											
Greg Gross, L OBP: 0.354, SLG: 0.393										1	1	1	0	0	0	0											
Luis Aguayo, R OBP: 0.150, SLG: 0.105										0	0	0	0	0	0	0											
<b>Inning Stats</b>	R: 2 E: 1 K: 0 S: 4	H: 1 LOB: 0 BB: 1 P: 8	R: 0 E: 0 K: 0 S: 4	H: 2 LOB: 2 BB: 1 P: 8	R: 0 E: 0 K: 1 S: 6	H: 1 LOB: 1 BB: 0 P: 6	R: 0 E: 0 K: 0 S: 4	H: 1 LOB: 1 BB: 0 P: 4	R: 0 E: 0 K: 1 S: 6	H: 2 LOB: 2 BB: 0 P: 6	R: 0 E: 0 K: 1 S: 7	H: 2 LOB: 2 BB: 0 P: 7	R: 1 E: 0 K: 0 S: 5	H: 2 LOB: 1 BB: 0 P: 5	R: 2 E: 0 K: 1 S: 8	H: 4 LOB: 2 BB: 0 P: 8	1B: 12 2B: 2 3B: 0 HR: 1	SF: 1 SAC: 2 DP: 1 HBP: 0	WP: 0 PB: 0 SB: 0 CS: 0	PA: 38							
<b>PITCHER</b>	IP	WLS	BF	H	R	ER	SO	BB	IBB	HBP	BLK	WP	HR	S	P	ERA	WHIP										
Pat Zachry, R ERA: 3.75	7.0		32	11	3	2	3	2	0	0	0	0	0	36	44	2.57	1.857										
Neil Allen, R ERA: 3.33	1.0	L	6	4	2	2	1	0	0	0	0	0	1	8	8	18.00	4.000										

**New York Mets @ Philadelphia Phillies**  
 Veterans Stadium, Philadelphia, PA  
 Mon Jun 01 1981, 7:05 PM EDT  
 Att: 27,631 - Unknown

AB	33
R	5
H	15
RBI	5
BB	2
SO	4
LOB	14





Batter	1	2	3	4	5	6	7	8	9	AB	R	H	RBI	BB	SO	LOB	TOP				
Mookie Wilson, S OBP: 0.333, SLG: 0.378 (1, 8)										4	2	2	1	1	0	0	<b>New York Mets @ Philadelphia Phillies</b> Veterans Stadium, Philadelphia, PA Tue Jun 02 1981, 7:05 PM EDT Att: 25,375 - Unknown				
Frank Taveras, R OBP: 0.271, SLG: 0.322 (1, 6)										5	2	3	2	0	0	2					
Lee Mazzilli, S OBP: 0.314, SLG: 0.331 (1, 7)										5	0	1	2	0	1	3					
Dave Kingman, R OBP: 0.367, SLG: 0.507 (1, 3)										2	2	0	0	3	1	3					
Mike Jorgensen, L OBP: 0.324, SLG: 0.484 (1, 9)										4	0	2	1	0	0	0					
John Stearns, R OBP: 0.333, SLG: 0.350 (1, 2)										4	0	0	1	1	0	2					
Hubie Brooks, R OBP: 0.350, SLG: 0.379 (1, 5)										4	0	0	0	1	1	3					
Doug Flynn, R OBP: 0.292, SLG: 0.373 (1, 4)										3	0	0	0	0	0	2					
Dyar Miller, R OBP: 0.333, SLG: 0.333 (7, PH)										0	0	0	0	0	0	0					
Mike Cubbage, L OBP: 0.346, SLG: 0.333 (8, PH)										1	1	1	0	0	0	0					
Neil Allen, R OBP: 1.000, SLG: 3.000 (8, 1)										0	0	0	0	0	0	0					
Mike Scott, R OBP: 0.182, SLG: 0.053 (1, 1)										2	0	0	0	0	0	0					
Ed Lynch, R OBP: 0.222, SLG: 0.250 (4, 1)										0	0	0	0	0	0	0					
Craig Swan, R OBP: 0.350, SLG: 0.333 (5, 4)										1	0	0	0	1	1	0					
<b>Inning Stats</b>	R: 2 E: 1 K: 0 S: 5	H: 2 LOB: 2 BB: 2 P: 13	R: 2 E: 1 K: 0 S: 6	H: 3 LOB: 1 BB: 0 P: 6	R: 0 E: 0 K: 0 S: 3	H: 0 LOB: 0 BB: 0 P: 3	R: 0 E: 0 K: 0 S: 3	H: 0 LOB: 0 BB: 0 P: 3	R: 2 E: 0 K: 1 S: 6	H: 2 LOB: 1 BB: 0 P: 6	R: 0 E: 0 K: 0 S: 3	H: 0 LOB: 1 BB: 1 P: 7	R: 1 E: 0 K: 2 S: 8	H: 1 LOB: 2 BB: 2 P: 16	R: 0 E: 0 K: 1 S: 5	H: 0 LOB: 0 BB: 0 P: 5	1B: 5 2B: 2 3B: 1 HR: 1	SF: 0 SAC: 1 DP: 0 HBP: 0	WP: 1 PB: 0 SB: 1 CS: 0	PA: 43	
<b>PITCHER</b>	IP WLS BF H R ER SO BB IBB HBP BLK WP HR S P ERA WHIP	IP WLS BF H R ER SO BB IBB HBP BLK WP HR S P ERA WHIP	IP WLS BF H R ER SO BB IBB HBP BLK WP HR S P ERA WHIP	IP WLS BF H R ER SO BB IBB HBP BLK WP HR S P ERA WHIP	IP WLS BF H R ER SO BB IBB HBP BLK WP HR S P ERA WHIP	IP WLS BF H R ER SO BB IBB HBP BLK WP HR S P ERA WHIP	IP WLS BF H R ER SO BB IBB HBP BLK WP HR S P ERA WHIP	IP WLS BF H R ER SO BB IBB HBP BLK WP HR S P ERA WHIP	IP WLS BF H R ER SO BB IBB HBP BLK WP HR S P ERA WHIP	IP WLS BF H R ER SO BB IBB HBP BLK WP HR S P ERA WHIP	IP WLS BF H R ER SO BB IBB HBP BLK WP HR S P ERA WHIP	IP WLS BF H R ER SO BB IBB HBP BLK WP HR S P ERA WHIP	IP WLS BF H R ER SO BB IBB HBP BLK WP HR S P ERA WHIP	IP WLS BF H R ER SO BB IBB HBP BLK WP HR S P ERA WHIP	IP WLS BF H R ER SO BB IBB HBP BLK WP HR S P ERA WHIP	IP WLS BF H R ER SO BB IBB HBP BLK WP HR S P ERA WHIP	IP WLS BF H R ER SO BB IBB HBP BLK WP HR S P ERA WHIP	IP WLS BF H R ER SO BB IBB HBP BLK WP HR S P ERA WHIP	IP WLS BF H R ER SO BB IBB HBP BLK WP HR S P ERA WHIP	IP WLS BF H R ER SO BB IBB HBP BLK WP HR S P ERA WHIP	IP WLS BF H R ER SO BB IBB HBP BLK WP HR S P ERA WHIP
Nino Espinosa, R ERA: 5.83 (1, 1)	4.1	23	7	6	6	0	3	0	0	0	0	1	1	20	32	12.46	2.308				
Mike Proby, R ERA: 3.22 (5, 1)	0.2	W	3	0	0	0	0	1	0	0	0	0	0	2	6	0.00	0.000				
Sparky Lyle, L ERA: 3.86 (6, 1)	2.0	S	8	1	0	0	1	0	0	0	0	0	0	9	13	0.00	1.000				
Ron Reed, R ERA: 3.6 (8, 1)	2.0	S	9	1	1	1	3	2	0	0	0	0	0	13	21	4.50	1.500				

AB 35  
R 7  
H 9  
RBI 7  
BB 7  
SO 4  
LOB 15



Batter	1	2	3	4	5	6	7	8	9	AB	R	H	RBI	BB	SO	LOB	BOTTOM				
Pete Rose, S OBP: 0.388, SLG: 0.431 (1, 3)										5	1	3	3	0	0	1	<b>New York Mets @ Philadelphia Phillies</b> Veterans Stadium, Philadelphia, PA Tue Jun 02 1981, 7:05 PM EDT Att: 25,375 - Unknown				
Luis Aquayo, R OBP: 0.160, SLG: 0.167 (1, 4)										5	1	1	1	0	1	3					
Gary Matthews, R OBP: 0.422, SLG: 0.481 (1, 7)										2	2	1	0	3	0	0					
Mike Schmidt, R OBP: 0.384, SLG: 0.609 (1, 5)										4	1	1	0	1	2	3					
Dick Davis, R OBP: 0.500, SLG: 0.594 (1, 9)										3	0	2	3	2	1	1					
Gary Maddox, R OBP: 0.326, SLG: 0.366 (1, 8)										3	1	1	1	1	1	4					
Larry Bowa, S OBP: 0.286, SLG: 0.287 (1, 6)										3	1	1	0	0	0	3					
Bob Boone, R OBP: 0.320, SLG: 0.341 (1, 2)										4	1	2	1	0	0	2					
Nino Espinosa, R ERA: 5.83 (1, 1)	3.1									1	0	0	0	0	1	0					
Mike Proby, R ERA: 3.22 (5, 1)	0.2	L	7	3	1	1	0	2	0	0	0	0	0	0	0	2					
Greg Gross, L ERA: 3.95 (5, PH)	1.0							1	0	0	0	0	0	0	0	0					
Sparky Lyle, L ERA: 3.86 (6, 1)	2.0							0	1	0	0	0	0	0	0	0					
George Yakovitch, L ERA: 3.95 (7, PH)	1.0							0	1	0	0	0	0	0	0	0					
Ron Reed, R ERA: 3.6 (8, 1)	1.0							0	0	0	0	0	0	0	0	0					
<b>Inning Stats</b>	R: 3 E: 1 K: 0 S: 6	H: 3 LOB: 1 BB: 1 P: 10	R: 0 E: 0 K: 1 S: 5	H: 0 LOB: 0 BB: 0 P: 5	R: 1 E: 0 K: 0 S: 4	H: 2 LOB: 2 BB: 2 P: 12	R: 2 E: 0 K: 0 S: 6	H: 3 LOB: 3 BB: 2 P: 14	R: 1 E: 0 K: 0 S: 5	H: 2 LOB: 1 BB: 0 P: 5	R: 0 E: 0 K: 1 S: 4	H: 0 LOB: 0 BB: 1 P: 8	R: 2 E: 0 K: 1 S: 7	H: 2 LOB: 1 BB: 1 P: 11	R: 0 E: 0 K: 3 S: 9	H: 0 LOB: 1 BB: 1 P: 13	1B: 8 2B: 1 3B: 3 HR: 0	SF: 2 SAC: 2 DP: 0 HBP: 0	WP: 1 PB: 1 SB: 1 CS: 2	PA: 44	
<b>PITCHER</b>	IP WLS BF H R ER SO BB IBB HBP BLK WP HR S P ERA WHIP	IP WLS BF H R ER SO BB IBB HBP BLK WP HR S P ERA WHIP	IP WLS BF H R ER SO BB IBB HBP BLK WP HR S P ERA WHIP	IP WLS BF H R ER SO BB IBB HBP BLK WP HR S P ERA WHIP	IP WLS BF H R ER SO BB IBB HBP BLK WP HR S P ERA WHIP	IP WLS BF H R ER SO BB IBB HBP BLK WP HR S P ERA WHIP	IP WLS BF H R ER SO BB IBB HBP BLK WP HR S P ERA WHIP	IP WLS BF H R ER SO BB IBB HBP BLK WP HR S P ERA WHIP	IP WLS BF H R ER SO BB IBB HBP BLK WP HR S P ERA WHIP	IP WLS BF H R ER SO BB IBB HBP BLK WP HR S P ERA WHIP	IP WLS BF H R ER SO BB IBB HBP BLK WP HR S P ERA WHIP	IP WLS BF H R ER SO BB IBB HBP BLK WP HR S P ERA WHIP	IP WLS BF H R ER SO BB IBB HBP BLK WP HR S P ERA WHIP	IP WLS BF H R ER SO BB IBB HBP BLK WP HR S P ERA WHIP	IP WLS BF H R ER SO BB IBB HBP BLK WP HR S P ERA WHIP	IP WLS BF H R ER SO BB IBB HBP BLK WP HR S P ERA WHIP	IP WLS BF H R ER SO BB IBB HBP BLK WP HR S P ERA WHIP	IP WLS BF H R ER SO BB IBB HBP BLK WP HR S P ERA WHIP	IP WLS BF H R ER SO BB IBB HBP BLK WP HR S P ERA WHIP	IP WLS BF H R ER SO BB IBB HBP BLK WP HR S P ERA WHIP	IP WLS BF H R ER SO BB IBB HBP BLK WP HR S P ERA WHIP
Mike Scott, R ERA: 4.65 (1, 1)	3.1							1	0	5	13	13.50	7.500								
Ed Lynch, R ERA: 3.95 (4, 1)	0.2	L	7	3	1	1	0	2	0	0	0	0	0	0	0	2					
Craig Swan, R ERA: 3.68 (5, 1)	2.0							0	0	7	11	0.00	0.500								
Dyar Miller, R ERA: 3.14 (7, 1)	1.0							0	0	7	11	18.00	3.000								
Neil Allen, R ERA: 3.21 (8, 1)	1.0							0	0	9	13	0.00	1.000								



AB 31  
R 9  
H 12  
RBI 9  
BB 8  
SO 6  
LOB 19



Batter	1	2	3	4	5	6	7	8	9	AB	R	H	RBI	BB	SO	LOB	TOP					
Mookie Wilson, S OBP: 0.328, SLG: 0.388 (1, 8)	F2		G3		6-3			F8	1B 3B	5	1	1	0	0	0	2	<b>New York Mets @ Philadelphia Phillies</b> Veterans Stadium, Philadelphia, PA Wed Jun 03 1981, 7:05 PM EDT Att: 27,588 - Unknown					
Frank Taveras, R OBP: 0.294, SLG: 0.333 (1, 6)	1-3			1B		F7		2B 1B	1B	5	2	3	1	0	0	0						
Mike Jorgensen, L OBP: 0.316, SLG: 0.455 (1, 9) (8, 7)	L5			F8		K		2B WP BB	F9	4	1	0	0	1	1	2						
Dave Kingman, R OBP: 0.364, SLG: 0.507 Bob Bailor, R OBP: 0.315, SLG: 0.271 (8, 9) (8, 9)		K		F3		F8		WP E 2B		4	0	1	1	0	1	1						
Lee Mazzilli, S OBP: 0.324, SLG: 0.338 (1, 7) (8, 3)	F7			1B			1B	WP E IBB		3	1	2	1	1	0	0						
John Stearns, R OBP: 0.330, SLG: 0.346 (1, 2)	1-3			1-3			F4-6-3 1B	E5		4	0	1	0	0	0	1						
Hubie Brooks, R OBP: 0.347, SLG: 0.376 (1, 5)			5-3			K	G3			4	0	1	0	0	1	4						
Doug Flynn, R OBP: 0.291, SLG: 0.369 (1, 4)				1B		FC1-6	F4-6-3	F8		4	0	1	0	0	0	3						
Greg Harris, S OBP: 0.500, SLG: 1.500 (8, 1) (8, 1)			K			K		K	K	3	0	0	0	0	3	2						
<b>Inning Stats</b>	R: 0 E: 0 K: 0 S: 3	H: 0 LOB: 0 BB: 0 P: 3	R: 0 E: 0 K: 1 S: 5	H: 0 LOB: 0 BB: 0 P: 5	R: 0 E: 0 K: 1 S: 6	H: 1 LOB: 1 BB: 0 P: 6	R: 1 E: 0 K: 0 S: 5	H: 2 LOB: 1 BB: 0 P: 5	R: 0 E: 0 K: 1 S: 6	H: 0 LOB: 0 BB: 0 P: 5	R: 0 E: 0 K: 1 S: 6	H: 2 LOB: 1 BB: 0 P: 6	R: 4 E: 1 K: 1 S: 8	H: 2 LOB: 2 BB: 2 P: 16	R: 1 E: 0 K: 1 S: 7	H: 2 LOB: 1 BB: 0 P: 7		1B: 8 2B: 1 3B: 1 HR: 0	SF: 0 SAC: 0 DP: 1 HBP: 0	WP: 1 PB: 0 SB: 3 CS: 0	PA: 39	
<b>PITCHER</b>	IP WLS BF H R ER SO BB IBB HBP BLK WP HR S P ERA WHIP	IP WLS BF H R ER SO BB IBB HBP BLK WP HR S P ERA WHIP	IP WLS BF H R ER SO BB IBB HBP BLK WP HR S P ERA WHIP	IP WLS BF H R ER SO BB IBB HBP BLK WP HR S P ERA WHIP	IP WLS BF H R ER SO BB IBB HBP BLK WP HR S P ERA WHIP	IP WLS BF H R ER SO BB IBB HBP BLK WP HR S P ERA WHIP	IP WLS BF H R ER SO BB IBB HBP BLK WP HR S P ERA WHIP	IP WLS BF H R ER SO BB IBB HBP BLK WP HR S P ERA WHIP	IP WLS BF H R ER SO BB IBB HBP BLK WP HR S P ERA WHIP	IP WLS BF H R ER SO BB IBB HBP BLK WP HR S P ERA WHIP	IP WLS BF H R ER SO BB IBB HBP BLK WP HR S P ERA WHIP	IP WLS BF H R ER SO BB IBB HBP BLK WP HR S P ERA WHIP	IP WLS BF H R ER SO BB IBB HBP BLK WP HR S P ERA WHIP	IP WLS BF H R ER SO BB IBB HBP BLK WP HR S P ERA WHIP	IP WLS BF H R ER SO BB IBB HBP BLK WP HR S P ERA WHIP	IP WLS BF H R ER SO BB IBB HBP BLK WP HR S P ERA WHIP	IP WLS BF H R ER SO BB IBB HBP BLK WP HR S P ERA WHIP	IP WLS BF H R ER SO BB IBB HBP BLK WP HR S P ERA WHIP	IP WLS BF H R ER SO BB IBB HBP BLK WP HR S P ERA WHIP	IP WLS BF H R ER SO BB IBB HBP BLK WP HR S P ERA WHIP	IP WLS BF H R ER SO BB IBB HBP BLK WP HR S P ERA WHIP	IP WLS BF H R ER SO BB IBB HBP BLK WP HR S P ERA WHIP

AB	37
R	6
H	10
RBI	3
BB	2
SO	7
LOB	15



Batter	1	2	3	4	5	6	7	8	9	AB	R	H	RBI	BB	SO	LOB	BOTTOM					
Pete Rose, S OBP: 0.390, SLG: 0.432 (1, 3)	5-3		FC6-4 1B			1-3		FC5-4 1B		4	0	2	2	0	0	0	<b>New York Mets @ Philadelphia Phillies</b> Veterans Stadium, Philadelphia, PA Wed Jun 03 1981, 7:05 PM EDT Att: 27,588 - Unknown					
Luis Aquayo, R OBP: 0.143, SLG: 0.148 Keith Moreland, R OBP: 0.259, SLG: 0.377 Tug McGraw, R (8, 9) (9, 1)	E5		FC6-4 1-2			F8		F6		3	0	0	0	0	0	1						
Gary Matthews, R OBP: 0.413, SLG: 0.469 (1, 7)	K			K		F8		FC5-4 1-2		4	0	0	0	0	2	3						
Mike Schmidt, R OBP: 0.381, SLG: 0.601 (1, 5)	K			F8		F9			1B	4	0	1	0	0	1	1						
Dick Davis, R OBP: 0.476, SLG: 0.556 (1, 9)		K			CS 1B	5-3		F7		4	0	1	0	0	1	1						
Gary Maddox, R OBP: 0.324, SLG: 0.359 (1, 8)	5-3			CS 1-2	F4-3			F9		3	1	0	0	1	0	1						
Larry Bowa, S OBP: 0.285, SLG: 0.282 (1, 6)	F4-3				F4-3			1B BB BB	F7	3	1	0	0	1	0	1						
Bob Boone, R OBP: 0.314, SLG: 0.333 (1, 2)			F7		F4-3			F7		3	0	0	0	0	0	2						
Dick Ruthven, R OBP: 0.138, SLG: 0.179 Lonnie Smith, R OBP: 0.314, SLG: 0.312 Ramon Aviles, R OBP: 0.214, SLG: 0.154 (1, 1) (8, PH) (9, 4)			F8			K		1B 1-2 2-3 1B		2	0	0	0	0	1	0						
<b>Inning Stats</b>	R: 0 E: 1 K: 2 S: 8	H: 0 LOB: 1 BB: 0 P: 8	R: 0 E: 0 K: 1 S: 5	H: 0 LOB: 0 BB: 0 P: 5	R: 0 E: 0 K: 0 S: 4	H: 1 LOB: 1 BB: 0 P: 4	R: 0 E: 0 K: 1 S: 5	H: 1 LOB: 0 BB: 0 P: 5	R: 0 E: 0 K: 0 S: 3	H: 0 LOB: 0 BB: 0 P: 3	R: 0 E: 0 K: 1 S: 5	H: 0 LOB: 0 BB: 0 P: 5	R: 0 E: 0 K: 0 S: 3	H: 0 LOB: 2 BB: 2 P: 13	R: 0 E: 0 K: 0 S: 4	H: 1 LOB: 1 BB: 0 P: 4		1B: 5 2B: 0 3B: 0 HR: 0	SF: 0 SAC: 0 DP: 0 HBP: 0	WP: 0 PB: 0 SB: 0 CS: 1	PA: 35	
<b>PITCHER</b>	IP WLS BF H R ER SO BB IBB HBP BLK WP HR S P ERA WHIP	IP WLS BF H R ER SO BB IBB HBP BLK WP HR S P ERA WHIP	IP WLS BF H R ER SO BB IBB HBP BLK WP HR S P ERA WHIP	IP WLS BF H R ER SO BB IBB HBP BLK WP HR S P ERA WHIP	IP WLS BF H R ER SO BB IBB HBP BLK WP HR S P ERA WHIP	IP WLS BF H R ER SO BB IBB HBP BLK WP HR S P ERA WHIP	IP WLS BF H R ER SO BB IBB HBP BLK WP HR S P ERA WHIP	IP WLS BF H R ER SO BB IBB HBP BLK WP HR S P ERA WHIP	IP WLS BF H R ER SO BB IBB HBP BLK WP HR S P ERA WHIP	IP WLS BF H R ER SO BB IBB HBP BLK WP HR S P ERA WHIP	IP WLS BF H R ER SO BB IBB HBP BLK WP HR S P ERA WHIP	IP WLS BF H R ER SO BB IBB HBP BLK WP HR S P ERA WHIP	IP WLS BF H R ER SO BB IBB HBP BLK WP HR S P ERA WHIP	IP WLS BF H R ER SO BB IBB HBP BLK WP HR S P ERA WHIP	IP WLS BF H R ER SO BB IBB HBP BLK WP HR S P ERA WHIP	IP WLS BF H R ER SO BB IBB HBP BLK WP HR S P ERA WHIP	IP WLS BF H R ER SO BB IBB HBP BLK WP HR S P ERA WHIP	IP WLS BF H R ER SO BB IBB HBP BLK WP HR S P ERA WHIP	IP WLS BF H R ER SO BB IBB HBP BLK WP HR S P ERA WHIP	IP WLS BF H R ER SO BB IBB HBP BLK WP HR S P ERA WHIP	IP WLS BF H R ER SO BB IBB HBP BLK WP HR S P ERA WHIP	IP WLS BF H R ER SO BB IBB HBP BLK WP HR S P ERA WHIP

AB	32
R	2
H	5
RBI	2
BB	2
SO	5
LOB	12





Batter	1	2	3	4	5	6	7	8	9	AB	R	H	RBI	BB	SO	LOB	TOP					
<b>Pete Rose, S</b> OBP: 0.392, SLG: 0.431 (1, 3)										3	0	1	0	1	0	0	Philadelphia Phillies @ Atlanta Braves Atlanta-Fulton County Stadium, Atlanta, GA Fri Jun 05 1981, 7:05 PM EDT Att: 17,059 - Unknown					
<b>Luis Aguayo, R</b> OBP: 0.188, SLG: 0.167 (1, 4)										3	0	1	0	1	0	1						
<b>Gary Matthews, R</b> OBP: 0.409, SLG: 0.464 (1, 7)										4	0	1	0	0	0	3						
<b>Mike Schmidt, R</b> OBP: 0.379, SLG: 0.593 (1, 5)										4	0	1	0	0	0	3						
<b>Dick Davis, R</b> OBP: 0.457, SLG: 0.525 (1, 9)										4	1	1	0	0	1	1						
<b>Gary Maddox, R</b> OBP: 0.330, SLG: 0.365 (1, 8)										3	0	2	0	0	0	0						
<b>Lonnie Smith, R</b> OBP: 0.322, SLG: 0.321 (7, 8)										1	0	1	0	0	0	0						
<b>Larry Bowa, S</b> OBP: 0.289, SLG: 0.283 (1, 6)										3	0	1	1	1	0	1						
<b>Bob Boone, R</b> OBP: 0.306, SLG: 0.324 (1, 2)										4	0	0	0	0	0	5						
<b>Steve Carlton, L</b> OBP: 0.189, SLG: 0.306 (1, 1)										2	0	0	0	0	1	1						
<b>Del Unser, L</b> OBP: 0.400, SLG: 0.370 (7, PH)										1	0	0	0	0	0	1						
<b>Sparky Lyle, L</b> OBP: 0.500, SLG: 0.500 (7, 1)										0	0	0	0	0	0	0						
<b>Mike Proly, R</b> OBP: 0.254, SLG: 0.370 (8, 1)										1	0	0	0	0	0	2						
<b>Keith Moreland, R</b> OBP: 0.254, SLG: 0.370 (9, PH)										1	0	0	0	0	0	2						
<b>Inning Stats</b>	R: 0 E: 0 K: 0 S: 4	H: 2 LOB: 1 BB: 0 P: 4	R: 0 E: 0 K: 1 S: 5	H: 0 LOB: 0 BB: 0 P: 5	R: 0 E: 0 K: 0 S: 3	H: 0 LOB: 0 BB: 0 P: 3	R: 0 E: 0 K: 0 S: 4	H: 1 LOB: 1 BB: 0 P: 4	R: 0 E: 0 K: 1 S: 6	H: 2 LOB: 1 BB: 0 P: 6	R: 0 E: 0 K: 0 S: 3	H: 1 LOB: 1 BB: 1 P: 7	R: 1 E: 0 K: 0 S: 5	H: 2 LOB: 1 BB: 0 P: 5	R: 0 E: 0 K: 0 S: 3	H: 0 LOB: 1 BB: 1 P: 7	R: 0 E: 0 K: 0 S: 4	H: 1 LOB: 2 BB: 1 P: 8	1B: 9 2B: 0 3B: 0 HR: 0	SF: 0 SAC: 0 DP: 2 HBP: 0	WP: 0 PB: 0 SB: 0 CS: 0	PA: 36
<b>PITCHER</b>	IP WLS BF H R ER SO BB IBB HBP BLK WP HR S P ERA WHIP																					
<b>Rick Mahler, R</b> ERA: 2.11 (1, 1)	6.0 W 24 8 1 1 2 1 0 0 0 0 0 0 27 31 1.50 1.500																					
<b>Rick Camp, R</b> ERA: 1.4 (7, 1)	3.0 S 12 1 0 0 0 2 0 0 0 0 0 0 10 18 0.00 1.000																					

Batter	1	2	3	4	5	6	7	8	9	AB	R	H	RBI	BB	SO	LOB	BOTTOM			
<b>Jerry Royster, R</b> OBP: 0.227, SLG: 0.286 (1, 5)										4	1	1	0	0	1	0	Philadelphia Phillies @ Atlanta Braves Atlanta-Fulton County Stadium, Atlanta, GA Fri Jun 05 1981, 7:05 PM EDT Att: 17,059 - Unknown			
<b>Terry Harper, R</b> OBP: 0.561, SLG: 0.377 (1, 9)										2	2	1	0	2	1	0				
<b>Rufino Linares, R</b> OBP: 0.262, SLG: 0.380 (1, 7)										4	1	1	2	0	0	1				
<b>Dale Murphy, R</b> OBP: 0.306, SLG: 0.384 (1, 8)										4	0	1	0	0	0	3				
<b>Chris Chambliss, L</b> OBP: 0.343, SLG: 0.368 (1, 3)										3	0	0	0	1	0	0				
<b>Glenn Hubbard, R</b> OBP: 0.314, SLG: 0.361 (1, 4)										3	0	0	0	1	0	0				
<b>Bruce Benedict, R</b> OBP: 0.368, SLG: 0.393 (1, 2)										4	0	1	0	0	0	3				
<b>Rafael Ramirez, R</b> OBP: 0.304, SLG: 0.312 (1, 6)										2	0	0	0	1	1	0				
<b>Rick Mahler, R</b> OBP: 0.250, SLG: 0.250 (1, 1)										2	0	1	0	0	0	0				
<b>Rick Camp, R</b> ERA: 3.13 (7, 1)										1	0	0	0	0	1	2				
<b>Inning Stats</b>	R: 1 E: 1 K: 0 S: 3	H: 0 LOB: 0 BB: 1 P: 7	R: 0 E: 0 K: 0 S: 3	H: 0 LOB: 0 BB: 0 P: 3	R: 0 E: 0 K: 0 S: 3	H: 0 LOB: 0 BB: 0 P: 3	R: 0 E: 0 K: 1 S: 5	H: 0 LOB: 0 BB: 0 P: 5	R: 0 E: 0 K: 0 S: 3	H: 0 LOB: 0 BB: 0 P: 3	R: 1 E: 1 K: 1 S: 7	H: 2 LOB: 2 BB: 1 P: 11	R: 0 E: 0 K: 1 S: 6	H: 1 LOB: 2 BB: 1 P: 10	R: 2 E: 0 K: 1 S: 7	H: 3 LOB: 2 BB: 2 P: 15	1B: 5 2B: 1 3B: 0 HR: 1	SF: 0 SAC: 0 DP: 2 HBP: 0	WP: 0 PB: 0 SB: 3 CS: 1	PA: 34
<b>PITCHER</b>	IP WLS BF H R ER SO BB IBB HBP BLK WP HR S P ERA WHIP																			
<b>Steve Carlton, L</b> ERA: 2.66 (1, 1)	6.0 L 22 2 2 0 2 2 0 0 0 0 0 0 24 32 0.00 0.667																			
<b>Sparky Lyle, L</b> ERA: 4.26 (7, 1)	1.1 10 4 2 2 2 2 0 0 0 0 0 1 12 20 13.50 4.500																			
<b>Mike Proly, R</b> ERA: 3.13 (8, 1)	0.2 2 0 0 0 0 1 0 0 0 0 0 0 1 5 0.00 1.500																			

Philadelphia Phillies  
Atlanta-Fulton County Stadium, Atlanta, GA  
Fri Jun 05 1981, 7:05 PM EDT  
Att: 17,059 - Unknown

AB 33  
R 1  
H 9  
RBI 1  
BB 3  
SO 2  
LOB 18

Philadelphia Phillies @ Atlanta Braves  
Atlanta-Fulton County Stadium, Atlanta, GA  
Fri Jun 05 1981, 7:05 PM EDT  
Att: 17,059 - Unknown

AB 29  
R 4  
H 6  
RBI 2  
BB 5  
SO 4  
LOB 9







Batter	1	2	3	4	5	6	7	8	9	AB	R	H	RBI	BB	SO	LOB	TOP					
<b>Pete Rose, S</b> OBP: 0.385, SLG: 0.424 (1, 3)													4	1	1	2	0	0				
<b>Lonnie Smith, R</b> OBP: 0.330, SLG: 0.329 (1, 8)													4	0	2	1	0	0				
<b>Gary Matthews, R</b> OBP: 0.406, SLG: 0.460 (1, 7)													4	1	3	1	0	0				
<b>Mike Schmidt, R</b> OBP: 0.383, SLG: 0.587 <b>John Vukovich, R</b> (7, 5)													3	1	2	1	1	0				
<b>Dick Davis, R</b> OBP: 0.493, SLG: 0.511 <b>Sparky Lyle, L</b> OBP: 0.333, SLG: 0.333 <b>Ron Reed, R</b> (7, 1)													3	0	1	0	0	0				
<b>Ramon Aviles, R</b> OBP: 0.200, SLG: 0.143 (7, 4)													1	0	0	0	0	0				
<b>Keith Moreland, R</b> OBP: 0.250, SLG: 0.356 (1, 2)													5	0	1	0	0	0				
<b>Larry Bowa, S</b> OBP: 0.293, SLG: 0.287 (1, 6)													4	1	1	1	0	0				
<b>Luis Aguayo, R</b> OBP: 0.225, SLG: 0.189 (1, 4)													4	2	2	0	0	1				
<b>Nino Espinosa, R</b> OBP: 0.188, SLG: 0.188 <b>Greg Gross, L</b> OBP: 0.362, SLG: 0.390 (5, PH) (5, 9)													1	0	0	0	0	1				
<b>Inning Stats</b>	R: 0 E: 0 K: 0 S: 4	H: 1 LOB: 1 BB: 0 P: 4	R: 0 E: 0 K: 0 S: 3	H: 1 LOB: 0 BB: 0 P: 3	R: 0 E: 0 K: 1 S: 5	H: 0 LOB: 0 BB: 0 P: 5	R: 1 E: 1 K: 0 S: 6	H: 2 LOB: 2 BB: 0 P: 6	R: 3 E: 0 K: 0 S: 7	H: 4 LOB: 1 BB: 0 P: 7	R: 2 E: 0 K: 0 S: 6	H: 3 LOB: 2 BB: 1 P: 10	R: 1 E: 0 K: 2 S: 8	H: 1 LOB: 1 BB: 1 P: 12	R: 0 E: 0 K: 0 S: 3	H: 1 LOB: 0 BB: 0 P: 3	R: 0 E: 0 K: 0 S: 4	H: 1 LOB: 0 BB: 0 P: 4	1B: 14 2B: 1 3B: 0 HR: 0	SF: 2 SAC: 2 DP: 2 HBP: 0	WP: 0 PB: 0 SB: 2 CS: 1	PA: 43
<b>PITCHER</b>	IP	WLS	BF	H	R	ER	SO	BB	IBB	HBP	BLK	WP	HR	S	P	ERA	WHIP					
<b>Gaylord Perry, R</b> ERA: 3.48 (1, 1)	5.2	L	29	11	6	5	1	1	0	0	0	0	0	30	34	7.94	2.118					
<b>Preston Hanna, R</b> ERA: 4.94 (6, 1)	1.1		6	1	1	1	2	1	0	0	0	0	0	9	13	6.75	1.500					
<b>Al Hrabosky, L</b> ERA: 0.75 (8, 1)	2.0		7	2	0	0	0	0	0	0	0	0	0	7	7	0.00	1.000					

Philadelphia Phillies @ Atlanta Braves  
Atlanta-Fulton County Stadium, Atlanta, GA

AB 36  
R 7  
H 14  
RBI 6  
BB 2  
SO 3  
LOB 16



WP: 0 PA: 43  
PB: 0  
SB: 2  
CS: 1

Sun Jun 07 1981, 3:33 AM EDT  
Att: 23,482 - Unknown

Batter	1	2	3	4	5	6	7	8	9	AB	R	H	RBI	BB	SO	LOB	BOTTOM					
<b>Jerry Royster, R</b> OBP: 0.245, SLG: 0.314 (1, 5) (9, 4)										5	1	1	0	0	1	2						
<b>Brian Asselstine, L</b> OBP: 0.288, SLG: 0.439 <b>Terry Harper, R</b> OBP: 0.373, SLG: 0.381 (1, 9) (5, PH) (6, 9)										2	0	2	0	0	0	0						
<b>Rufino Linares, R</b> OBP: 0.251, SLG: 0.370 <b>Al Hrabosky, R</b> (1, 7) (8, 1)										2	0	1	0	1	1	0						
<b>Bob Porter, L</b> OBP: 0.308, SLG: 0.273 (9, PH)										4	1	2	0	0	0	2						
<b>Chris Chambliss, L</b> OBP: 0.348, SLG: 0.371 (1, 3)										4	0	2	1	0	0	1						
<b>Dale Murphy, R</b> OBP: 0.294, SLG: 0.369 (1, 8)										4	0	0	0	0	0	2						
<b>Glenn Hubbard, R</b> OBP: 0.314, SLG: 0.356 <b>Luis Gomez, R</b> OBP: 0.500, SLG: 0.375 <b>Biff Pocoroba, S</b> OBP: 0.262, SLG: 0.204 (1, 4) (5, 4) (8, PH) (9, 5)										1	1	0	0	1	0	0						
<b>Bruce Benedict, R</b> OBP: 0.363, SLG: 0.392 (1, 2)										4	1	1	1	0	0	1						
<b>Rafael Ramirez, R</b> OBP: 0.303, SLG: 0.306 (1, 6)										3	0	1	0	1	0	1						
<b>Gaylord Perry, R</b> OBP: 0.286, SLG: 0.296 <b>Preston Hanna, R</b> OBP: 0.400, SLG: 0.250 <b>Eddie Miller, S</b> OBP: 0.302, SLG: 0.258 (1, 1) (6, 1) (7, PH) (8, 7)										2	0	1	1	0	0	1						
<b>Inning Stats</b>	R: 1 E: 0 K: 0 S: 5	H: 3 LOB: 1 BB: 0 P: 5	R: 0 E: 0 K: 0 S: 4	H: 1 LOB: 0 BB: 0 P: 4	R: 0 E: 0 K: 1 S: 5	H: 1 LOB: 0 BB: 0 P: 5	R: 2 E: 0 K: 0 S: 5	H: 2 LOB: 2 BB: 2 P: 13	R: 0 E: 0 K: 0 S: 4	H: 1 LOB: 1 BB: 0 P: 4	R: 2 E: 1 K: 0 S: 5	H: 3 LOB: 1 BB: 1 P: 9	R: 0 E: 0 K: 0 S: 3	H: 0 LOB: 0 BB: 0 P: 3	R: 0 E: 0 K: 0 S: 4	H: 1 LOB: 1 BB: 0 P: 4	R: 0 E: 0 K: 0 S: 4	H: 1 LOB: 0 BB: 0 P: 4	1B: 11 2B: 2 3B: 0 HR: 0	SF: 0 SAC: 0 DP: 3 HBP: 0	WP: 0 PB: 0 SB: 2 CS: 0	PA: 39
<b>PITCHER</b>	IP	WLS	BF	H	R	ER	SO	BB	IBB	HBP	BLK	WP	HR	S	P	ERA	WHIP					
<b>Nino Espinosa, R</b> ERA: 5.9 (1, 1)	4.0		19	7	3	3	1	0	0	0	0	0	0	19	27	6.75	2.000					
<b>Sparky Lyle, L</b> ERA: 4.54 (5, 1)	2.0	W	9	4	2	2	1	0	0	0	0	0	0	11	11	9.00	2.000					
<b>Ron Reed, R</b> ERA: 3.21 (7, 1)	3.0	S	11	2	0	0	0	1	0	0	0	0	0	10	14	0.00	1.000					

Philadelphia Phillies @ Atlanta Braves  
Atlanta-Fulton County Stadium, Atlanta, GA

AB 36  
R 5  
H 13  
RBI 3  
BB 3  
SO 2  
LOB 11




WP: 0 PA: 39  
PB: 0  
SB: 2  
CS: 0

Sun Jun 07 1981, 3:33 AM EDT  
Att: 23,482 - Unknown




Batter	1	2	3	4	5	6	7	8	9	AB	R	H	RBI	BB	SO	LOB	TOP			
Tony Scott, S OBP: 0.257, SLG: 0.311 (1, 8)	0-0 6-3		0-0 S 1B		4-0 1B BB	0-3 K		0-0 FC6-2		4	1	1	0	1	1	3	<b>Houston Astros @ Philadelphia Phillies</b> Veterans Stadium, Philadelphia, PA Mon Jun 08 1981, 7:05 PM EDT Att: 31,664 - Unknown			
Craig Reynolds, L OBP: 0.274, SLG: 0.419 (1, 6)	0-0 3-1 1B		0-0 F8		0-3 K	0-0 F9		0-0 F8		5	0	1	0	0	1	5				
Terry Puhl, L OBP: 0.336, SLG: 0.367 (1, 9)	0-0 3-1 1B		0-3 K		0-0 S 1B		0-0 6-3		0-0 G3	5	1	2	0	0	1	1				
Jose Cruz, L OBP: 0.321, SLG: 0.464 (1, 7)	0-0 3-1			0-0 HR	0-3 K		0-0 3-1		0-0 F8	5	1	1	1	0	1	4				
Cesar Cedeno, R OBP: 0.354, SLG: 0.394 (1, 3)	0-0 6-3			0-0 5-3	0-0 1B		0-0 E S 1B		0-0 5-3	5	0	2	2	0	0	2				
Art Howe, R OBP: 0.420, SLG: 0.486 (1, 5)		0-0 1-3-1		0-0 E6 F8 1B	0-0 1B		0-0 4-3			4	0	1	0	0	0	1				
Joe Pittman, R OBP: 0.393, SLG: 0.400 (1, 4)		0-0 5-3		0-0 1B	0-0 F8			0-0 F8 1B FC6-2 1B		4	0	2	0	0	0	2				
Luis Pujols, R OBP: 0.328, SLG: 0.358 (1, 2)		0-0 5-3		0-0 F8		0-0 SH5-4 1B		0-0 FC6-2 1B		4	0	2	0	0	0	2				
Don Sutton, R (1, 1)			0-0 F4	0-0 4-3		0-0 SH5-4		0-0 F8		2	0	0	0	0	0	2				
Dave Smith, R (7, 1)								0-0 F8		0	0	0	0	0	0	0				
Denny Walling, L OBP: 0.355, SLG: 0.341 (8, PH)								0-0 F8		1	0	0	0	0	0	2				
Frank LaCorte, R OBP: 0.500, SLG: 0.500 (8, 1)								0-0 F8		0	0	0	0	0	0	0				
<b>Inning Stats</b>	R: 0 E: 0 K: 0 S: 5	H: 2 LOB: 2 BB: 0 P: 5	R: 0 E: 0 K: 0 S: 3	H: 0 LOB: 0 BB: 0 P: 3	R: 0 E: 0 K: 1 S: 6	H: 1 LOB: 1 BB: 0 P: 6	R: 1 E: 1 K: 0 S: 6	H: 2 LOB: 2 BB: 0 P: 6	R: 2 E: 0 K: 2 S: 10	H: 3 LOB: 2 BB: 1 P: 14	R: 0 E: 0 K: 0 S: 4	H: 1 LOB: 1 BB: 0 P: 4	R: 0 E: 0 K: 0 S: 5	H: 2 LOB: 2 BB: 0 P: 5	R: 0 E: 0 K: 0 S: 3	H: 0 LOB: 0 BB: 0 P: 3	1B: 11 2B: 0 3B: 0 HR: 1	SF: 0 SAC: 1 DP: 0 HBP: 0	WP: 0 PB: 0 SB: 3 CS: 0	PA: 41
<b>PITCHER</b>	IP WLS BF H R ER SO BB IBB HBP BLK WP HR S P ERA WHIP	IP WLS BF H R ER SO BB IBB HBP BLK WP HR S P ERA WHIP	IP WLS BF H R ER SO BB IBB HBP BLK WP HR S P ERA WHIP	IP WLS BF H R ER SO BB IBB HBP BLK WP HR S P ERA WHIP	IP WLS BF H R ER SO BB IBB HBP BLK WP HR S P ERA WHIP	IP WLS BF H R ER SO BB IBB HBP BLK WP HR S P ERA WHIP	IP WLS BF H R ER SO BB IBB HBP BLK WP HR S P ERA WHIP	IP WLS BF H R ER SO BB IBB HBP BLK WP HR S P ERA WHIP	IP WLS BF H R ER SO BB IBB HBP BLK WP HR S P ERA WHIP	IP WLS BF H R ER SO BB IBB HBP BLK WP HR S P ERA WHIP	IP WLS BF H R ER SO BB IBB HBP BLK WP HR S P ERA WHIP	IP WLS BF H R ER SO BB IBB HBP BLK WP HR S P ERA WHIP	IP WLS BF H R ER SO BB IBB HBP BLK WP HR S P ERA WHIP	IP WLS BF H R ER SO BB IBB HBP BLK WP HR S P ERA WHIP	IP WLS BF H R ER SO BB IBB HBP BLK WP HR S P ERA WHIP	IP WLS BF H R ER SO BB IBB HBP BLK WP HR S P ERA WHIP	IP WLS BF H R ER SO BB IBB HBP BLK WP HR S P ERA WHIP			
Dick Ruthven, R ERA: 4.05 (1, 1)	6.0 W 29	9 3 3 4	1 0 0 0	0 0 0 0	0 0 0 0	0 0 0 0	0 0 4 4	0.00 1.000												
Sparky Lyle, L ERA: 4.41 (7, 1)	1.0 4 1 0 0 0	0 0 0 0	0 0 0 0	0 0 0 0	0 0 0 0	0 0 3 3	0.00 6.000													
Mike Proly, R ERA: 2.73 (8, 1)	0.1 3 2 0 0 0	0 0 0 0	0 0 0 0	0 0 0 0	0 0 0 0	0 0 5 5	0.00 0.000													
Tug McGraw, L ERA: 4.15 (8, 1)	1.2 S 5	0 0 0 0	0 0 0 0	0 0 0 0	0 0 0 0	0 0 5 5	0.00 0.000													

AB	39
R	3
H	12
RBI	3
BB	1
SO	4
LOB	24



Batter	1	2	3	4	5	6	7	8	9	AB	R	H	RBI	BB	SO	LOB	BOTTOM			
Pete Rose, S OBP: 0.397, SLG: 0.423 (1, 3)	0-0 4-3		0-0 SH5-4 1B	4-0 IBB			0-0 4-3			3	0	1	0	1	0	0	<b>Houston Astros @ Philadelphia Phillies</b> Veterans Stadium, Philadelphia, PA Mon Jun 08 1981, 7:05 PM EDT Att: 31,664 - Unknown			
Luis Aquayo, R OBP: 0.233, SLG: 0.200 (1, 4)	0-0 F8		0-0 SH5-4	0-3 K			0-0 WP 4-3 1B			3	0	1	0	0	1	2				
Mike Proly, R (8, 1)										0	0	0	0	0	0	0				
Tug McGraw, R (8, 1)										0	0	0	0	0	0	0				
Gary Matthews, R OBP: 0.398, SLG: 0.449 (1, 7)	0-0 P3		0-3 K		0-0 P3		0-0 4-3		0-0 F9	4	0	0	0	0	1	2				
Mike Schmidt, R OBP: 0.376, SLG: 0.574 (1, 5)		0-0 6-3	0-0 5-3		0-0 5-3		0-0 F9		0-0 F9	4	0	0	0	0	0	2				
Dick Davis, R OBP: 0.456, SLG: 0.510 (1, 9)		0-0 2B E 1B		0-0 E 1B 1B		0-0 5-3		0-0 4-3		4	2	2	0	0	0	0				
Gary Maddox, R OBP: 0.327, SLG: 0.365 (1, 8)		0-0 E 2B		0-0 E4 1B SF9		0-0 6-3		0-3 K		4	2	1	0	0	1	1				
Larry Bowa, S OBP: 0.302, SLG: 0.297 (1, 6)		0-0 E8 1B		0-0 SH3-4 1B		0-0 1B		0-0 F7		4	0	3	3	0	0	0				
Bob Boone, R OBP: 0.305, SLG: 0.320 (1, 2)		0-0 6-3		0-0 SF9		0-0 F3				2	0	0	1	0	0	2				
Dick Ruthven, R OBP: 0.133, SLG: 0.172 (1, 1)		0-0 4-3		0-0 SH3-4		0-3 K				1	0	0	0	0	0	1				
Greg Gross, L OBP: 0.357, SLG: 0.383 (6, PH)										1	0	0	0	0	1	1				
Sparky Lyle, L OBP: 0.333, SLG: 0.333 (7, 1)										0	0	0	0	0	0	0				
Ramon Aviles, R OBP: 0.200, SLG: 0.143 (8, 4)										0	0	0	0	0	0	0				
<b>Inning Stats</b>	R: 0 E: 0 K: 0 S: 3	H: 0 LOB: 0 BB: 0 P: 3	R: 2 E: 1 K: 0 S: 6	H: 3 LOB: 1 BB: 0 P: 6	R: 0 E: 0 K: 1 S: 6	H: 1 LOB: 1 BB: 0 P: 6	R: 2 E: 1 K: 1 S: 8	H: 2 LOB: 2 BB: 1 P: 12	R: 0 E: 0 K: 0 S: 3	H: 0 LOB: 0 BB: 0 P: 3	R: 0 E: 0 K: 1 S: 6	H: 1 LOB: 1 BB: 0 P: 6	R: 0 E: 0 K: 0 S: 4	H: 1 LOB: 1 BB: 0 P: 4	R: 0 E: 0 K: 1 S: 5	H: 0 LOB: 0 BB: 0 P: 5	1B: 7 2B: 1 3B: 0 HR: 0	SF: 1 SAC: 2 DP: 0 HBP: 0	WP: 1 PB: 0 SB: 0 CS: 0	PA: 34
<b>PITCHER</b>	IP WLS BF H R ER SO BB IBB HBP BLK WP HR S P ERA WHIP	IP WLS BF H R ER SO BB IBB HBP BLK WP HR S P ERA WHIP	IP WLS BF H R ER SO BB IBB HBP BLK WP HR S P ERA WHIP	IP WLS BF H R ER SO BB IBB HBP BLK WP HR S P ERA WHIP	IP WLS BF H R ER SO BB IBB HBP BLK WP HR S P ERA WHIP	IP WLS BF H R ER SO BB IBB HBP BLK WP HR S P ERA WHIP	IP WLS BF H R ER SO BB IBB HBP BLK WP HR S P ERA WHIP	IP WLS BF H R ER SO BB IBB HBP BLK WP HR S P ERA WHIP	IP WLS BF H R ER SO BB IBB HBP BLK WP HR S P ERA WHIP	IP WLS BF H R ER SO BB IBB HBP BLK WP HR S P ERA WHIP	IP WLS BF H R ER SO BB IBB HBP BLK WP HR S P ERA WHIP	IP WLS BF H R ER SO BB IBB HBP BLK WP HR S P ERA WHIP	IP WLS BF H R ER SO BB IBB HBP BLK WP HR S P ERA WHIP	IP WLS BF H R ER SO BB IBB HBP BLK WP HR S P ERA WHIP	IP WLS BF H R ER SO BB IBB HBP BLK WP HR S P ERA WHIP	IP WLS BF H R ER SO BB IBB HBP BLK WP HR S P ERA WHIP				
Don Sutton, R ERA: 3.42 (7, 1)	1.0 L 4	1 0 0 0	0 0 0 0	0 0 0 0	1 0 4 4	0.00 1.000														
Dave Smith, R ERA: 4.54 (8, 1)	1.0 3 0 0 0 1	0 0 0 0	0 0 0 0	0 0 0 0	0 0 5 5	0.00 0.000														

AB	30
R	4
H	8
RBI	4
BB	1
SO	4
LOB	11





Batter	1	2	3	4	5	6	7	8	9	AB	R	H	RBI	BB	SO	LOB	TOP								
<b>Tony Scott, S</b> OBP: 0.262, SLG: 0.321 (1, 8)	0-0 4-3		0-0 6-3		0-0 1B		0-0 2B			4	0	2	0	0	0	0	<b>Houston Astros @ Philadelphia Phillies</b> Veterans Stadium, Philadelphia, PA Tue Jun 09 1981, 7:05 PM EDT Att: 33,978 - Unknown <a href="http://livebaseballscorecards.com">livebaseballscorecards.com</a>								
<b>Craig Reynolds, L</b> OBP: 0.279, SLG: 0.426 (1, 6)	0-0 1B		0-0 F8 1B 2B		0-0 5-3		0-3 K			4	1	2	0	0	1	2									
<b>Terry Puhl, L</b> OBP: 0.339, SLG: 0.374 (1, 9)	0-3 K		0-0 F8		0-0 2-3 1B		0-0 1B SF8 1B		0-0 1B 2B	4	2	2	0	0	1	2									
<b>Jose Cruz, L</b> OBP: 0.324, SLG: 0.465 (1, 7)	0-0 F5		0-0 1B		0-0 1-3 1B		0-0 1B		0-0 F3	4	0	2	1	0	0	2									
<b>Cesar Cedeno, R</b> OBP: 0.352, SLG: 0.393 (1, 3)		0-0 5-3		0-0 4-3		0-0 SF8		0-0 G6-4-3 1B		3	0	1	2	0	0	0									
<b>Art Howe, R</b> OBP: 0.417, SLG: 0.479 (1, 5)	4-0 1B BB		0-0 5-3		0-0 5-3		0-3 K		0-0 G6-4-3 1B	3	0	0	0	1	1	2									
<b>Joe Pittman, R</b> OBP: 0.383, SLG: 0.389 (1, 4)	0-0 1-2 1B		0-0 5-3		0-0 5-3		0-0 1-3		0-0 F6	4	0	1	0	0	0	1									
<b>Luis Pujols, R</b> OBP: 0.323, SLG: 0.351 (1, 2)	0-0 1-2 1B		0-0 1-3		0-0 1-3		0-0 5-3		0-0 6-3	4	0	1	0	0	0	0									
<b>Joe Niekro, R</b> OBP: 0.236, SLG: 0.188 (5, PH)	0-0 5-3		0-0 F8		0-0 F5		0-0 F5		0-0 5-3	1	0	0	0	0	0	2									
<b>Dick Thayer, R</b> OBP: 0.271, SLG: 0.176 (5, 1)										1	0	0	0	0	0	0									
<b>Billy Smith, R</b> OBP: 0.287, SLG: 0.200 (7, PH)										0	0	0	0	0	0	0									
<b>Harry Spillman, L</b> OBP: 0.192, SLG: 0.167 (7, 1)										0	0	0	0	0	0	0									
<b>Bobby Sprowl, L</b> OBP: 0.192, SLG: 0.167 (7, 1)										0	0	0	0	0	0	0									
<b>Denny Walling, L</b> OBP: 0.192, SLG: 0.167 (7, 1)										0	0	0	0	0	0	0									
<b>Denny Walling, L</b> OBP: 0.192, SLG: 0.167 (7, 1)										0	0	0	0	0	0	0									
<b>Inning Stats</b>	R: 0 E: 0 K: 1 S: 6	H: 1 LOB: 1 BB: 0 P: 6	R: 0 E: 0 K: 0 S: 4	H: 2 LOB: 2 BB: 1 P: 8	R: 1 E: 0 K: 0 S: 4	H: 2 LOB: 1 BB: 0 P: 4	R: 0 E: 0 K: 0 S: 3	H: 0 LOB: 0 BB: 0 P: 3	R: 0 E: 0 K: 1 S: 4	H: 1 LOB: 1 BB: 0 P: 4	R: 1 E: 0 K: 1 S: 7	H: 2 LOB: 1 BB: 0 P: 7	R: 0 E: 0 K: 1 S: 6	H: 1 LOB: 1 BB: 0 P: 6	R: 1 E: 0 K: 0 S: 4	H: 2 LOB: 0 BB: 0 P: 4	R: 0 E: 0 K: 0 S: 3	H: 0 LOB: 0 BB: 0 P: 3	1B: 8 2B: 3 3B: 0 HR: 0	SF: 1 SAC: 0 DP: 1 HBP: 0	WP: 0 PB: 0 SB: 1 CS: 0	PA: 36			
<b>PITCHER</b>	IP	WLS	BF	H	R	ER	SO	BB	IBB	HBP	BLK	WP	HR	S	P	ERA	WHIP								
<b>Marty Bystrom, R</b> ERA: 3.35	(1, 1)	6.0	W	25	8	2	2	2	1	0	0	0	0	28	32	3.00	1.500								
<b>Ron Reed, R</b> ERA: 3.19	(7, 1)	3.0	S	11	3	1	1	1	0	0	0	0	0	13	13	3.00	1.000								

Batter	1	2	3	4	5	6	7	8	9	AB	R	H	RBI	BB	SO	LOB	BOTTOM								
<b>Pete Rose, S</b> OBP: 0.392, SLG: 0.424 (1, 3)	0-0 4-3		0-0 BB 3B 1B		4-0 BB		0-0 5-3		0-0 FC5-4 1B	4	1	2	0	1	0	0	<b>Houston Astros @ Philadelphia Phillies</b> Veterans Stadium, Philadelphia, PA Tue Jun 09 1981, 7:05 PM EDT Att: 33,978 - Unknown <a href="http://livebaseballscorecards.com">livebaseballscorecards.com</a>								
<b>Del Unser, L</b> OBP: 0.389, SLG: 0.357 (8, FR)	0-3 1B WP		0-3 K		0-3 K		0-0 5-3		0-0 F7	5	1	1	0	0	2	4									
<b>Luis Aquayo, R</b> OBP: 0.229, SLG: 0.200 (1, 4)	0-0 1B		0-0 K		0-0 K		0-0 5-3		0-0 F7	4	1	1	0	1	0	2									
<b>Gary Matthews, R</b> OBP: 0.398, SLG: 0.445 (1, 7)	0-0 WP S 1-3 1B		4-0 1-2 3B BB		0-0 F9		0-0 6-3		0-0 FC5-4	4	1	1	0	1	0	2									
<b>Mike Schmidt, R</b> OBP: 0.378, SLG: 0.589 (8, 5)	0-3 K		0-0 1B 3B		0-0 1B 2B		0-0 F9		0-0 F9	4	2	2	2	0	1	2									
<b>John Vukovich, R</b> (8, 5)	1-2 K		0-0 1B 3B		0-0 1B 2B		0-0 F9		0-0 F9	0	0	0	0	0	0	0									
<b>Dick Davis, R</b> OBP: 0.443, SLG: 0.491 (1, 9)	0-0 6-3		0-0 E 1B 1B		0-0 F8		0-0 F9		0-0 F9	4	1	1	1	0	0	2									
<b>Gary Maddox, R</b> OBP: 0.327, SLG: 0.365 (1, 8)		0-0 4-3		0-0 E5 1B		0-0 1B		0-0 6-3 2B 1B		3	1	1	1	0	0	1									
<b>Greg Gross, L</b> OBP: 0.366, SLG: 0.393 (5, FR)		0-0 4-3		0-0 E 1B		0-0 1B		0-0 6-3 2B 1B		1	1	1	0	0	0	0									
<b>Larry Bowa, S</b> OBP: 0.302, SLG: 0.297 (1, 6)	0-3 K		0-0 E7 1B		0-0 1-3		0-0 6-3		0-0 6-3	3	0	1	0	0	1	1									
<b>Ramon Aviles, R</b> OBP: 0.188, SLG: 0.133 (6, 4)		0-0 K		0-0 E7 1B		0-0 1-3		0-0 6-3		1	0	0	0	0	0	1									
<b>Bob Boone, R</b> OBP: 0.305, SLG: 0.340 (1, 2)	0-0 F7		0-0 F8		0-0 F8		0-0 HR		0-0 PB 1B 2B	3	1	1	1	0	0	0									
<b>Keith Moreland, R</b> OBP: 0.262, SLG: 0.383 (8, 2)		0-0 F7		0-0 F8		0-0 HR		0-0 PB 1B 2B		1	1	1	1	0	0	0									
<b>Marty Bystrom, R</b> OBP: 0.118, SLG: 0.118 (6, PH)		0-0 K		0-3 K		0-3 K		0-0 1B		2	0	0	0	0	2	0									
<b>George Vukovich, L</b> OBP: 0.600, SLG: 1.250 (7, 1)		0-0 K		0-3 K		0-3 K		0-0 1B		1	0	0	0	0	0	0									
<b>Ron Reed, R</b> OBP: 0.333, SLG: 0.333 (7, 1)		0-0 K		0-3 K		0-3 K		0-0 1B		1	0	1	1	0	0	0									
<b>Inning Stats</b>	R: 1 E: 0 K: 1 S: 7	H: 2 LOB: 1 BB: 0 P: 7	R: 0 E: 0 K: 1 S: 5	H: 0 LOB: 0 BB: 0 P: 5	R: 5 E: 2 K: 2 S: 11	H: 4 LOB: 1 BB: 1 P: 15	R: 0 E: 0 K: 2 S: 7	H: 0 LOB: 1 BB: 1 P: 11	R: 1 E: 0 K: 0 S: 5	H: 2 LOB: 1 BB: 0 P: 5	R: 1 E: 0 K: 0 S: 4	H: 1 LOB: 0 BB: 0 P: 4	R: 0 E: 0 K: 0 S: 3	H: 0 LOB: 0 BB: 0 P: 3	R: 2 E: 0 K: 0 S: 7	H: 4 LOB: 2 BB: 0 P: 7	1B: 9 2B: 2 3B: 1 HR: 1	SF: 0 SAC: 0 DP: 0 HBP: 0	WP: 1 PB: 1 SB: 1 CS: 0	PA: 39					
<b>PITCHER</b>	IP	WLS	BF	H	R	ER	SO	BB	IBB	HBP	BLK	WP	HR	S	P	ERA	WHIP								
<b>Joe Niekro, R</b> ERA: 2.83	(1, 1)	4.0	L	20	6	4	4	0	0	0	0	0	0	30	38	9.00	2.000								
<b>Billy Smith, R</b> ERA: 9.0	(5, 1)	2.0		9	3	2	2	0	0	0	0	0	1	9	9	9.00	1.500								
<b>Bobby Sprowl, L</b> ERA: 5.4	(7, 1)	2.0		10	4	2	2	0	0	0	0	0	0	10	10	9.00	2.000								



Batter	1	2	3	4	5	6	7	8	9	AB	R	H	RBI	BB	SO	LOB	TOP																		
Tony Scott, S OBP: 0.260, SLG: 0.323	L8		K			F8			K	5	0	1	2	0	2	1	Houston Astros @ Philadelphia Phillies Veterans Stadium, Philadelphia, PA Wed Jun 10 1981, 7:05 PM EDT Att: 57,386 - Unknown																		
Joe Pittman, R OBP: 0.359, SLG: 0.362	K		6-3			K	6-3			4	0	0	0	0	2	2																			
Cesar Cedeno, R OBP: 0.355, SLG: 0.401	F8				F8					4	1	2	0	0	0	0																			
Jose Cruz, L OBP: 0.323, SLG: 0.474		1-3								4	1	1	1	0	1	2																			
Art Howe, R OBP: 0.419, SLG: 0.476					HR					1	1	0	1	2	0	0																			
Gary Woods, R OBP: 0.270, SLG: 0.246										4	1	2	0	0	1	0																			
Kiko Garcia, R OBP: 0.282, SLG: 0.260										3	0	0	0	0	1	4																			
Denny Walling, L OBP: 0.349, SLG: 0.333										1	0	0	0	0	0	0																			
Luis Pujols, R OBP: 0.323, SLG: 0.339										2	0	0	0	1	1	2																			
Harry Spillman, L OBP: 0.276, SLG: 0.231										1	0	1	0	0	0	0																			
Dickie Thon, R OBP: 0.271, SLG: 0.176										0	0	0	0	0	0	0																			
Nolan Ryan, R OBP: 0.185, SLG: 0.120										3	0	0	0	0	2	3																			
Frank LaCorte, R OBP: 0.500, SLG: 0.500										0	0	0	0	0	0	0																			
Terry Puhl, L OBP: 0.338, SLG: 0.373										1	0	0	0	0	0	1																			
<b>Inning Stats</b>	R: 0 E: 0 K: 1 S: 5	H: 0 LOB: 0 BB: 0 P: 5	R: 0 E: 0 K: 1 S: 6	H: 1 LOB: 2 BB: 1 P: 10	R: 0 E: 0 K: 2 S: 7	H: 0 LOB: 0 BB: 0 P: 7	R: 1 E: 0 K: 0 S: 4	H: 1 LOB: 0 BB: 0 P: 4	R: 0 E: 0 K: 1 S: 5	H: 0 LOB: 0 BB: 0 P: 5	R: 0 E: 0 K: 2 S: 8	H: 1 LOB: 1 BB: 0 P: 8	R: 2 E: 0 K: 1 S: 7	H: 2 LOB: 2 BB: 2 P: 15	R: 1 E: 0 K: 1 S: 6	H: 1 LOB: 1 BB: 0 P: 6	R: 0 E: 0 K: 1 S: 6	H: 1 LOB: 1 BB: 0 P: 6	1B: 3 2B: 3 3B: 0 HR: 1	SF: 1 SAC: 0 DP: 0 HBP: 0	WP: 1 PB: 0 SB: 0 CS: 0	PA: 37													
<b>PITCHER</b>	IP WLS BF H R ER SO BB IBB HBP BLK WP HR S P ERA WHIP																																		
Steve Carlton, L ERA: 2.8	(1, 1)	8.0	W	33	6	4	4	9	2	1	0	0	0	1	1	48	60	4.50	1.000																
Mike Proly, R ERA: 2.7	(9, 1)	0.1		2	1	0	0	0	0	0	0	0	0	0	0	2	2	0.00	3.000																
Tug McGraw, L ERA: 4.03	(9, 1)	0.2	S	2	0	0	0	1	0	0	0	0	0	0	0	4	4	0.00	0.000																

Batter	1	2	3	4	5	6	7	8	9	AB	R	H	RBI	BB	SO	LOB	BOTTOM																		
Pete Rose, S OBP: 0.389, SLG: 0.421										4	0	1	0	0	3	0	Houston Astros @ Philadelphia Phillies Veterans Stadium, Philadelphia, PA Wed Jun 10 1981, 7:05 PM EDT Att: 57,386 - Unknown																		
Luis Aquayo, R OBP: 0.216, SLG: 0.188										3	0	0	0	0	2	1																			
George Vukovich, L OBP: 0.667, SLG: 1.200										1	1	1	0	0	0	0																			
Mike Proly, R										0	0	0	0	0	0	0																			
Tug McGraw, R										0	0	0	0	0	0	0																			
Gary Matthews, R OBP: 0.395, SLG: 0.446										4	1	1	1	0	0	1																			
Mike Schmidt, R OBP: 0.381, SLG: 0.582										2	1	0	0	2	0	0																			
Dick Davis, R OBP: 0.446, SLG: 0.483										3	0	1	1	1	0	2																			
Ramon Aviles, R OBP: 0.188, SLG: 0.133										0	1	0	0	0	0	0																			
Gary Maddox, R OBP: 0.325, SLG: 0.378										4	1	1	3	0	0	1																			
Larry Bowa, S OBP: 0.301, SLG: 0.293										3	0	0	0	1	0	4																			
Bob Boone, R OBP: 0.300, SLG: 0.333										3	0	0	0	0	1	2																			
Steve Carlton, L OBP: 0.179, SLG: 0.289										2	0	0	0	0	2	0																			
Greg Gross, L OBP: 0.361, SLG: 0.387										1	0	0	0	0	0	0																			
<b>Inning Stats</b>	R: 0 E: 0 K: 1 S: 6	H: 1 LOB: 2 BB: 1 P: 10	R: 0 E: 1 K: 0 S: 3	H: 0 LOB: 0 BB: 0 P: 3	R: 0 E: 0 K: 3 S: 9	H: 0 LOB: 0 BB: 0 P: 9	R: 0 E: 1 K: 0 S: 4	H: 0 LOB: 2 BB: 1 P: 8	R: 0 E: 0 K: 2 S: 7	H: 0 LOB: 0 BB: 0 P: 7	R: 0 E: 0 K: 0 S: 3	H: 0 LOB: 0 BB: 0 P: 3	R: 0 E: 0 K: 1 S: 5	H: 0 LOB: 1 BB: 1 P: 9	R: 5 E: 0 K: 1 S: 9	H: 4 LOB: 1 BB: 1 P: 13	R: 0 E: 0 K: 1 S: 9	H: 1 LOB: 1 BB: 1 P: 13	1B: 3 2B: 1 3B: 0 HR: 1	SF: 0 SAC: 0 DP: 1 HBP: 0	WP: 1 PB: 0 SB: 0 CS: 0	PA: 34													
<b>PITCHER</b>	IP WLS BF H R ER SO BB IBB HBP BLK WP HR S P ERA WHIP																																		
Nolan Ryan, R ERA: 1.37	(1, 1)	7.2		29	2	1	1	8	3	0	0	0	0	1	1	42	54	1.17	0.652																
Frank LaCorte, R ERA: 3.04	(8, 1)	0.1	L	5	3	4	4	0	1	0	0	0	0	1	1	4	8	108.00	12.000																









Batter	1	2	3	4	5	6	7	8	9	10	AB	R	H	RBI	BB	SO	LOB	TOP									
Gary Templeton, S OBP: 0.303, SLG: 0.397 (1, 6)	G3		1B SF9 2B		F8		6-3		F9		5	1	1	0	0	0	0	<b>St. Louis Cardinals @ Philadelphia Phillies</b> <b>Veterans Stadium, Philadelphia, PA</b> Tue Aug 11 1981, 7:05 PM EDT Att: 24,549 - Unknown  <b>AB 38</b> <b>R 5</b> <b>H 10</b> <b>RBI 4</b> <b>BB 4</b> <b>SO 5</b> <b>LOB 16</b>									
Tom Herr, S OBP: 0.345, SLG: 0.387 (1, 4)	F7				6-3 S 2B		6-3		K		5	1	2	0	0	1											
Keith Hernandez, L OBP: 0.380, SLG: 0.452 (1, 3)	K				6-3 2B						3	1	1	0	2	1											
George Hendrick, R OBP: 0.348, SLG: 0.497 (1, 8)					6-3						4	1	1	1	0	0	1										
Dane Iorg, L OBP: 0.356, SLG: 0.465 Tito Landrum, R OBP: 0.267, SLG: 0.372 (1, 7) (8, 7)					F8 3-H				F9		4	1	3	1	0	0	2										
Ken Oberkfell, L OBP: 0.357, SLG: 0.367 (1, 5)					F4						1	0	0	0	0	0											
Ken Oberkfell, L OBP: 0.357, SLG: 0.367 (1, 5)					F9						5	0	1	2	0	1	4										
Skito Lezcano, R OBP: 0.391, SLG: 0.397 (1, 9)					F8						4	0	1	0	1	0	1										
Gene Tenace, R OBP: 0.366, SLG: 0.363 Joaquin Andujar, S (6, 1)					6-3						2	0	0	0	1	0	2										
Jim Kaat, L OBP: 0.600, SLG: 0.750 Bruce Sutter, R (10, 1)					6-3						1	0	0	0	0	1	1										
Lary Sorensen, R OBP: 0.067, SLG: 0.100 Glenn Brummer, R OBP: 0.273, SLG: 0.300 (1, 1) (6, 2)					4-3						0	0	0	0	0	0	0										
Lary Sorensen, R OBP: 0.067, SLG: 0.100 Glenn Brummer, R OBP: 0.273, SLG: 0.300 (1, 1) (6, 2)					4-3						2	0	0	0	0	1	3										
Lary Sorensen, R OBP: 0.067, SLG: 0.100 Glenn Brummer, R OBP: 0.273, SLG: 0.300 (1, 1) (6, 2)					4-3						2	0	0	0	0	1	1										
<b>Inning Stats</b>	R: 0 E: 0 K: 1 S: 5	H: 0 LOB: 0 BB: 0 P: 5	R: 0 E: 0 K: 1 S: 7	H: 2 LOB: 3 BB: 1 P: 11	R: 1 E: 0 K: 0 S: 5	H: 2 LOB: 2 BB: 1 P: 9	R: 0 E: 0 K: 0 S: 3	H: 0 LOB: 0 BB: 0 P: 3	R: 1 E: 0 K: 0 S: 4	H: 1 LOB: 0 BB: 0 P: 4	R: 0 E: 0 K: 0 S: 3	H: 1 LOB: 1 BB: 1 P: 7	R: 0 E: 0 K: 0 S: 3	H: 0 LOB: 0 BB: 0 P: 3	R: 3 E: 0 K: 1 S: 9	H: 4 LOB: 1 BB: 0 P: 9	R: 0 E: 0 K: 1 S: 5	H: 0 LOB: 1 BB: 1 P: 9	R: 0 E: 0 K: 1 S: 5	H: 0 LOB: 0 BB: 0 P: 5	1B: 6 2B: 4 3B: 1 HR: 0	SF: 1 SAC: 0 DP: 1 HBP: 0	WP: 0 PB: 0 SB: 2 CS: 0	PA: 43			
<b>PITCHER</b>	IP 5.0	WLS 22	BF 5	H 2	R 2	ER 2	SO 2	BB 2	IBB 0	HBP 0	BLK 0	WP 0	HR 0	S 24	P 32	ERA 3.60	WHIP 1.400										
Nino Espinosa, R ERA: 5.71 (1, 1)	2.0	10	4	3	3	0	1	0	0	1	0	0	0	9	13	13.50	2.500										
Dickie Noles, R ERA: 13.5 (6, 1)	2.0	8	1	0	0	2	1	0	0	0	0	0	0	11	15	0.00	1.000										
Tug McGraw, L ERA: 3.7 (8, 1)	1.0	W	3	0	0	0	1	0	0	0	0	0	0	5	5	0.00	0.000										
Ron Reed, R ERA: 3.09 (10, 1)																											

Batter	1	2	3	4	5	6	7	8	9	10	AB	R	H	RBI	BB	SO	LOB	BOTTOM									
Pete Rose, S OBP: 0.383, SLG: 0.413 (1, 3)	FC3-6 1B		5-3		CI E S	1-3		F7			4	0	1	0	0	0	4	<b>St. Louis Cardinals @ Philadelphia Phillies</b> <b>Veterans Stadium, Philadelphia, PA</b> Tue Aug 11 1981, 7:05 PM EDT Att: 24,549 - Unknown  <b>AB 41</b> <b>R 6</b> <b>H 12</b> <b>RBI 5</b> <b>BB 3</b> <b>SO 2</b> <b>LOB 17</b>									
Manny Trillo, R OBP: 0.340, SLG: 0.382 (1, 4)	FC3-6 S E 1-2f		5-3		E5 G6-3		L4		F8		5	1	0	0	0	2											
Bake McBride, L OBP: 0.350, SLG: 0.468 Dickie Noles, R (6, 1)	E1				G6-3 1-2f		1-3		4-3		3	0	1	0	0	2											
Tug McGraw, R (8, 1)	FC3-6 1B										1	0	0	0	0	0											
Dick Davis, R OBP: 0.448, SLG: 0.500 (9, PH)	FC3-6 1H										0	0	0	0	0	0											
Ron Reed, R OBP: 0.333, SLG: 0.333 (10, 1)											1	0	0	0	0	0											
Mike Schmidt, R OBP: 0.387, SLG: 0.601 (1, 5)	FC3-6 1B								F8		5	1	3	1	0	0											
Gary Matthews, R OBP: 0.388, SLG: 0.433 (1, 7)	FC3-6 FC6-4 1-2f 2-3				F8						4	1	1	0	1	1	4										
Gary Mattox, R OBP: 0.313, SLG: 0.363 (1, 8)	FC6-4 1-2f				6-3						5	1	0	0	0	1	4										
Lary Bowa, S OBP: 0.304, SLG: 0.306 (1, 6)					6-3						5	1	2	0	0	1											
Bob Boone, R OBP: 0.305, SLG: 0.340 Lonnie Smith, R OBP: 0.344, SLG: 0.337 (1, 2) (8, PR) (9, 9)					6-3						4	0	2	2	0	0	0										
Nino Espinosa, R OBP: 0.176, SLG: 0.176 Greg Gross, L OBP: 0.360, SLG: 0.375 (1, 1) (5, PH) (6, 9)					6-3						1	0	0	0	0	0	0										
Keith Moreland, R OBP: 0.279, SLG: 0.397 (8, PH) (9, 2)					6-3						1	0	0	0	1	0	0										
Keith Moreland, R OBP: 0.279, SLG: 0.397 (8, PH) (9, 2)					6-3						2	0	2	2	0	0	0										
<b>Inning Stats</b>	R: 1 E: 1 K: 0 S: 6	H: 2 LOB: 2 BB: 0 P: 6	R: 0 E: 0 K: 0 S: 3	H: 0 LOB: 0 BB: 0 P: 3	R: 0 E: 0 K: 0 S: 5	H: 2 LOB: 2 BB: 0 P: 5	R: 0 E: 0 K: 0 S: 3	H: 0 LOB: 0 BB: 0 P: 3	R: 0 E: 2 K: 1 S: 7	H: 0 LOB: 1 BB: 2 P: 4	R: 2 E: 0 K: 1 S: 7	H: 2 LOB: 2 BB: 2 P: 15	R: 0 E: 0 K: 0 S: 3	H: 0 LOB: 0 BB: 0 P: 3	R: 2 E: 0 K: 1 S: 8	H: 3 LOB: 2 BB: 0 P: 8	R: 0 E: 0 K: 0 S: 3	H: 0 LOB: 0 BB: 0 P: 3	R: 1 E: 0 K: 0 S: 4	H: 3 LOB: 3 BB: 1 P: 8	1B: 9 2B: 2 3B: 0 HR: 1	SF: 0 SAC: 0 DP: 1 HBP: 0	WP: 0 PB: 0 SB: 4 CS: 0	PA: 45			
<b>PITCHER</b>	IP 5.0	WLS 21	BF 4	H 1	R 1	ER 1	SO 0	BB 0	IBB 0	HBP 0	BLK 0	WP 0	HR 0	S 21	P 21	ERA 1.80	WHIP 0.800										
Lary Sorensen, R ERA: 3.38 (6, 1)	2.2	14	4	4	4	2	2	0	0	0	0	0	1	16	24	13.50	2.250										
Jim Kaat, L ERA: 1.95 (8, 1)	1.2	L	9	3	1	1	0	0	1	0	0	0	0	8	12	5.40	1.800										
Bruce Sutter, R ERA: 2.95 (10, 1)	0.0		1	1	0	0	0	0	0	0	0	0	0	1	1	∞	∞										




Batter	1	2	3	4	5	6	7	8	9	AB	R	H	RBI	BB	SO	LOB	TOP										
<b>Garry Templeton, S</b> OBP: 0.300, SLG: 0.395 (1, 6)	0-0 WP 3B 2B		0-0 F2	0-0 F8		0-0 F9		0-0 F7	0-0 4-3	6	1	1	0	0	0	4	<b>St. Louis Cardinals @ Philadelphia Phillies</b> <b>Veterans Stadium, Philadelphia, PA</b> Wed Aug 12 1981, 7:05 PM EDT Att: 23,566 - Unknown  <b>AB 37</b> <b>R 11</b> <b>H 14</b> <b>RBI 11</b> <b>BB 7</b> <b>SO 1</b> <b>LOB 14</b> 										
<b>Tom Herr, S</b> OBP: 0.342, SLG: 0.392 (1, 4)	0-0 2H SF7 3B		0-0 4-3	0-0 F8		0-0 FC1-4 PO			0-0 F7	5	1	1	1	0	0	3											
<b>Keith Hernandez, L</b> OBP: 0.389, SLG: 0.478 (1, 3)	0-0 3H SF7		4-0 BB 1B BB		4-0 1B SF7 BB		0-0 PO HR 2B		0-0 HR	2	3	2	2	2	0	0											
<b>George Hendrick, R</b> OBP: 0.354, SLG: 0.529 (1, 8)	0-0 F7		0-0 BB 1B		0-0 F9		0-0 HR HR		0-0 HR	5	2	3	3	0	0	1											
<b>Dane Iorg, L</b> OBP: 0.363, SLG: 0.461 (1, 7)	0-0 4-3		4-0 FC6-4 BB		0-0 BB 1B		0-0 F9		0-0 FC3-6 1B	3	1	1	0	1	0	0											
<b>Tito Landrum, R</b> OBP: 0.283, SLG: 0.386 (7, 7)			1-2 2-3 BB		1-3 1B 1B				0-0 FC3-6 1B	1	0	1	0	0	0	0											
<b>Ken Oberkfell, L</b> OBP: 0.349, SLG: 0.359 (1, 5)		0-0 4-3	0-0 FC6-4 1-2F		0-0 SF7		0-0 4-3		0-0 FC3-6 2B WP	4	1	0	1	0	0	4											
<b>Sixto Lezcano, R</b> OBP: 0.398, SLG: 0.403 (1, 9)		0-0 F9		0-0 F9 2B		0-0 1B BB		0-0 F7	4-0 2B 1B BB	3	1	1	0	2	0	0											
<b>Orlando Sanchez, L</b> OBP: 0.400, SLG: 0.500 (1, 2)		0-0 1B		0-0 F9		0-0 1B		0-0 F9	0-0 1B 2B	5	1	3	2	0	0	1											
<b>Silvio Martinez, R</b> OBP: 0.308, SLG: 0.360 (1, 1)	0-3 K		4-0 BB		4-0 FC1-4 BB			0-0 1-3	0-0 1B	1	0	0	0	0	1	1											
<b>Steve Braun, L</b> OBP: 0.400, SLG: 0.273 (4, PH)										0	0	0	0	1	0	0											
<b>Bob Sykes, S</b> OBP: 0.400, SLG: 0.400 (4, 1)										0	0	0	0	1	0	0											
<b>Mark Littell, L</b> OBP: 0.400, SLG: 0.400 (7, 1)									2H 3H	2	0	1	2	0	0	0											
<b>Inning Stats</b>	R: 2 E: 0 K: 0 S: 5	H: 2 LOB: 0 BB: 0 P: 5	R: 0 E: 0 K: 1 S: 6	H: 1 LOB: 1 BB: 0 P: 6	R: 0 E: 0 K: 0 S: 4	H: 1 LOB: 3 BB: 2 P: 12	R: 0 E: 0 K: 0 S: 4	H: 1 LOB: 2 BB: 1 P: 8	R: 2 E: 0 K: 0 S: 4	H: 2 LOB: 0 BB: 0 P: 6	R: 2 E: 0 K: 0 S: 5	H: 2 LOB: 0 BB: 0 P: 5	R: 0 E: 0 K: 0 S: 3	H: 0 LOB: 0 BB: 0 P: 3	R: 5 E: 0 K: 0 S: 8	H: 5 LOB: 1 BB: 1 P: 12	1B: 6 2B: 4 3B: 1 HR: 3	SF: 2 SAC: 0 DP: 0 HBP: 0	WP: 2 PB: 0 SB: 0 CS: 0	PA: 47							
<b>PITCHER</b>	IP	WLS	BF	H	R	ER	SO	BB	IBB	HBP	BLK	WP	HR	S	P	ERA	WHIP										
<b>Dick Ruthven, R</b> ERA: 4.22 (1, 1)	5.0	L	26	7	4	4	1	5	0	0	0	1	0	23	43	7.20	2.400										
<b>Sparky Lyle, L</b> ERA: 4.54 (6, 1)	1.0		3	0	0	0	0	1	0	0	0	0	0	2	6	0.00	1.000										
<b>Mike Proly, R</b> ERA: 3.52 (7, 1)	2.0		8	2	2	2	0	0	0	0	0	0	1	8	8	9.00	1.000										
<b>Dickie Noles, R</b> ERA: 24.0 (9, 1)	1.0		9	5	5	5	0	1	0	0	0	1	2	8	12	45.00	6.000										
Batter	1	2	3	4	5	6	7	8	9	AB	R	H	RBI	BB	SO	LOB	BOTTOM										
<b>Pete Rose, S</b> OBP: 0.388, SLG: 0.426 (1, 3)	0-0 BB 1B	0-0 2H 9-3-2 3B		0-0 1-2 1B		0-0 F9		0-0 F8		5	0	3	1	0	0	3	<b>St. Louis Cardinals @ Philadelphia Phillies</b> <b>Veterans Stadium, Philadelphia, PA</b> Wed Aug 12 1981, 7:05 PM EDT Att: 23,566 - Unknown  <b>AB 31</b> <b>R 3</b> <b>H 7</b> <b>RBI 3</b> <b>BB 10</b> <b>SO 1</b> <b>LOB 23</b> 										
<b>Manny Trillo, R</b> OBP: 0.337, SLG: 0.374 (1, 4)	0-0 F3	0-0 9-3-2		4-0 1-2 2-3 BB		0-0 4-3			0-0 6-3	4	0	0	0	1	0	4											
<b>Bake McBride, L</b> OBP: 0.379, SLG: 0.444 (1, 9)	4-0 FC6 1-2 BB		0-0 F8	0-0 P5		0-0 F2			0-0 4-3	4	0	0	0	1	0	3											
<b>Mike Schmidt, R</b> OBP: 0.389, SLG: 0.597 (1, 5)	0-3 K		4-0 FC6-4 BB		0-0 6-3		0-0 FC1-6 1B		4-0 BB	3	0	1	0	1	1	2											
<b>Luis Aguayo, R</b> OBP: 0.226, SLG: 0.184 (8, 5)					0-0 6-3				0-0 BB	0	0	0	0	1	0	0											
<b>Gary Matthews, R</b> OBP: 0.384, SLG: 0.427 (1, 7)	0-0 FC6 1-2F		0-0 FC6-4 1-2F		0-0 G6-4-3 1B		0-0 FC1-6 1-2F		0-0 F9	5	0	1	0	0	0	5											
<b>Gary Maddox, R</b> OBP: 0.312, SLG: 0.357 (1, 8)		4-0 G3 BB 2B BB	0-0 F8		0-0 G6-4-3 1-2F		0-0 F9			3	1	0	0	1	0	3											
<b>Larry Bowa, S</b> OBP: 0.308, SLG: 0.306 (1, 6)		4-0 G3 2B BB		0-0 FC5-4 1B		0-0 4-3		0-0 6-3		3	1	1	0	1	0	0											
<b>Bob Boone, R</b> OBP: 0.304, SLG: 0.333 (1, 2)		0-0 G3		0-0 FC5-4 CS		4-0 WP BB		0-0 6-3		3	0	0	0	1	0	3											
<b>Dick Ruthven, R</b> OBP: 0.188, SLG: 0.233 (1, 1)										1	1	1	2	1	0	0											
<b>Sparky Lyle, L</b> OBP: 0.333, SLG: 0.333 (6, 1)										0	0	0	0	0	0	0											
<b>Dick Sykes, R</b> OBP: 0.446, SLG: 0.500 (6, PH)										0	0	0	0	1	0	0											
<b>Mike Proly, R</b> OBP: 0.382, SLG: 0.375 (7, 1)										0	0	0	0	1	0	0											
<b>Greg Gross, R</b> OBP: 0.382, SLG: 0.375 (8, PH)										0	0	0	0	1	0	0											
<b>Dickie Noles, R</b> OBP: 0.382, SLG: 0.375 (9, 1)		2H 3H		1-2 BB 1B BB		1-2 BB				0	0	0	0	0	0	0											
<b>Inning Stats</b>	R: 0 E: 0 K: 1 S: 6	H: 1 LOB: 2 BB: 1 P: 10	R: 3 E: 0 K: 0 S: 4	H: 2 LOB: 0 BB: 2 P: 12	R: 0 E: 0 K: 0 S: 3	H: 0 LOB: 1 BB: 1 P: 7	R: 0 E: 0 K: 0 S: 4	H: 2 LOB: 3 BB: 2 P: 12	R: 0 E: 0 K: 0 S: 3	H: 1 LOB: 0 BB: 0 P: 3	R: 0 E: 0 K: 0 S: 4	H: 1 LOB: 1 BB: 0 P: 4	R: 0 E: 0 K: 0 S: 3	H: 0 LOB: 1 BB: 1 P: 7	R: 0 E: 0 K: 0 S: 3	H: 0 LOB: 1 BB: 1 P: 7	1B: 5 2B: 2 3B: 1 HR: 0	SF: 0 SAC: 0 DP: 2 HBP: 0	WP: 1 PB: 0 SB: 0 CS: 1	PA: 41							
<b>PITCHER</b>	IP	WLS	BF	H	R	ER	SO	BB	IBB	HBP	BLK	WP	HR	S	P	ERA	WHIP										
<b>Silvio Martinez, R</b> ERA: 4.1 (1, 1)	3.0	W	15	4	0	0	0	4	0	0	0	1	0	13	29	0.00	2.333										
<b>Bob Sykes, L</b> ERA: 7.41 (4, 1)	3.1		16	4	0	0	0	4	0	0	0	0	0	12	28	0.00	2.400										
<b>Mark Littell, R</b> ERA: 3.45 (7, 1)	2.2	S	10	0	0	0	0	2	0	0	0	0	0	8	16	0.00	0.750										



Batter	1	2	3	4	5	6	7	8	9	AB	R	H	RBI	BB	SO	LOB	TOP				
<b>Garry Templeton, S</b> (1, 6) OBP: 0.297, SLG: 0.391	5-3	1B		K			F8		K	5	0	1	2	0	2	2	<b>St. Louis Cardinals @ Philadelphia Phillies</b> <b>Veterans Stadium, Philadelphia, PA</b> Thu Aug 13 1981, 7:05 PM EDT Att: 26,783 - Unknown				
<b>Tom Herr, S</b> (1, 4) OBP: 0.339, SLG: 0.387	F3	1B			F8		FC6-4		L5	5	0	1	1	0	0	1					
<b>Keith Hernandez, L</b> (1, 3) <b>Dane Long, L</b> (7, 3) OBP: 0.359, SLG: 0.456	K	4-3			F7				F8	4	0	1	0	0	1	2					
<b>George Hendrick, R</b> (1, 8) OBP: 0.356, SLG: 0.527		BB			F8				6-3	3	1	1	0	1	0	0					
<b>Sixto Lezcano, R</b> (1, 9) OBP: 0.394, SLG: 0.399		BB			6-3				K	4	1	1	0	0	1	1					
<b>Gene Tenace, R</b> (1, 2) OBP: 0.371, SLG: 0.361		BB			K				1B	3	2	1	0	1	2	0					
<b>Tito Landrum, R</b> (1, 7) OBP: 0.280, SLG: 0.375		L8			F8				1B	4	0	1	0	0	0	3					
<b>Mike Ramsey, S</b> (1, 5) <b>Ken Oberkell, L</b> (8, PH) OBP: 0.347, SLG: 0.358		1B			5-3				E7	3	1	2	1	0	0	0					
<b>John Martin, S</b> (1, 1) <b>Steve Braun, L</b> (8, PH) <b>Bruce Sutter, R</b> (8, 1) OBP: 0.267, SLG: 0.357 OBP: 0.375, SLG: 0.250		1B			SH1-4				P5	1	0	0	0	1	1	3					
<b>Inning Stats</b>	R: 0 E: 0 K: 1 S: 5	H: 0 LOB: 0 BB: 0 P: 5	R: 4 E: 0 K: 1 S: 9	H: 4 LOB: 2 BB: 2 P: 17	R: 0 E: 0 K: 1 S: 5	H: 0 LOB: 0 BB: 0 P: 5	R: 0 E: 0 K: 1 S: 6	H: 1 LOB: 1 BB: 0 P: 6	R: 0 E: 0 K: 0 S: 4	H: 0 LOB: 0 BB: 0 P: 5	R: 0 E: 0 K: 0 S: 3	H: 1 LOB: 2 BB: 1 P: 7	R: 1 E: 1 K: 1 S: 8	H: 2 LOB: 2 BB: 0 P: 8	R: 0 E: 0 K: 1 S: 5	H: 0 LOB: 0 BB: 0 P: 5		1B: 9 2B: 0 3B: 0 HR: 0	SF: 0 SAC: 1 DP: 0 HBP: 0	WP: 0 PB: 0 SB: 0 CS: 0	PA: 39
<b>PITCHER</b>	IP	WLS	BF	H	R	ER	SO	BB	IBB	HBP	BLK	WP	HR	S	P	ERA		WHIP			
<b>Steve Carlton, L</b> (1, 1) ERA: 2.95	7.0	L	30	7	4	4	5	3	0	0	0	0	0	37	49	5.14		1.429			
<b>Ron Reed, R</b> (8, 1) ERA: 2.91	2.0		9	2	1	0	2	0	0	0	0	0	0	13	13	0.00		1.000			


Batter	1	2	3	4	5	6	7	8	9	AB	R	H	RBI	BB	SO	LOB	BOTTOM						
<b>Pete Rose, S</b> (1, 3) OBP: 0.382, SLG: 0.418	F8		6-3			P4		F8		4	0	0	0	0	0	0	<b>St. Louis Cardinals @ Philadelphia Phillies</b> <b>Veterans Stadium, Philadelphia, PA</b> Thu Aug 13 1981, 7:05 PM EDT Att: 26,783 - Unknown						
<b>Lonnie Smith, R</b> (1, 9) OBP: 0.330, SLG: 0.322	F6			6-3		5-3			K	4	0	0	0	0	1	0							
<b>Mike Schmidt, R</b> (1, 5) OBP: 0.391, SLG: 0.614				HR		L7			F9	4	1	2	1	0	0	0							
<b>Gary Matthews, R</b> (1, 7) OBP: 0.378, SLG: 0.419	5-3			K		6-3			5-3	4	0	0	0	0	1	1							
<b>Manny Trillo, R</b> (1, 4) OBP: 0.332, SLG: 0.367				P6		4-3				3	0	0	0	0	1	0							
<b>Gary Maddox, R</b> (1, 8) OBP: 0.317, SLG: 0.377				HR		S			1B	3	1	2	1	0	0	0							
<b>Larry Bowa, S</b> (1, 6) <b>Ron Reed, R</b> (8, 1) OBP: 0.226, SLG: 0.302 OBP: 0.333, SLG: 0.333				F8		F9			P6	3	0	0	0	0	0	1							
<b>Bob Boone, R</b> (1, 2) OBP: 0.299, SLG: 0.327				F7		P4			F7	3	0	0	0	0	0	0							
<b>Steve Carlton, L</b> (1, 1) <b>Luis Aguayo, R</b> (8, 6) <b>Greg Gross, L</b> (8, PH) <b>Ramon Aviles, R</b> (8, 6) OBP: 0.171, SLG: 0.275 OBP: 0.226, SLG: 0.184 OBP: 0.364, SLG: 0.369 OBP: 0.188, SLG: 0.133				K		6-3			P6	2	0	0	0	0	1	0							
<b>Inning Stats</b>	R: 0 E: 0 K: 0 S: 4	H: 1 LOB: 1 BB: 0 P: 4	R: 0 E: 0 K: 1 S: 5	H: 0 LOB: 0 BB: 0 P: 5	R: 0 E: 0 K: 1 S: 5	H: 0 LOB: 0 BB: 0 P: 5	R: 1 E: 0 K: 1 S: 6	H: 1 LOB: 0 BB: 0 P: 6	R: 1 E: 0 K: 0 S: 4	H: 1 LOB: 0 BB: 0 P: 4	R: 0 E: 0 K: 0 S: 3	H: 0 LOB: 0 BB: 0 P: 3	R: 0 E: 0 K: 0 S: 4	H: 1 LOB: 1 BB: 0 P: 4	R: 0 E: 0 K: 0 S: 3	H: 0 LOB: 0 BB: 0 P: 3		R: 0 E: 0 K: 1 S: 5	H: 0 LOB: 0 BB: 0 P: 5	1B: 1 2B: 1 3B: 0 HR: 2	SF: 0 SAC: 0 DP: 0 HBP: 0	WP: 0 PB: 0 SB: 1 CS: 0	PA: 31
<b>PITCHER</b>	IP	WLS	BF	H	R	ER	SO	BB	IBB	HBP	BLK	WP	HR	S	P	ERA		WHIP					
<b>John Martin, L</b> (1, 1) ERA: 2.03	4		25	4	2	2	3	0	0	0	0	0	0	8	8	0.00		0.000					
<b>Bruce Sutter, R</b> (8, 1) ERA: 2.82	2.0	S	6	0	0	0	1	0	0	0	0	0	0	8	8	0.00		0.000					



Batter	1	2	3	4	5	6	7	8	9	AB	R	H	RBI	BB	SO	LOB	TOP			
<b>Pete Rose, S</b> OBP: 0.382, SLG: 0.420 <b>Del Unser, L</b> OBP: 0.368, SLG: 0.333	0-0 1B 1B		0-0 HR 1B	0-0 F7		0-0 SF8		0-0 F4-3	4 2 2 1 0 0 2 0 0 0 0 0 0 0											
<b>Bake McBride, L</b> OBP: 0.363, SLG: 0.424 <b>Mike Proly, R</b> (7, 1)	0-0 F8		0-0 F7		0-0 F5	0-0 F2		0-3 K	4 0 0 0 0 0 2 1 0 0 0 0 1 0											
<b>Mike Schmidt, R</b> OBP: 0.395, SLG: 0.624 <b>John Vukovich, R</b> (9, PR) (9, 5)	0-0 F3		0-0 HR		4-0 HR BB		0-0 F9	4-0 BB	3 2 1 2 2 0 1 0 0 0 0 0 0 0											
<b>Gary Matthews, R</b> OBP: 0.382, SLG: 0.425	0-0 1B 1B		0-3 K		4-0 HR BB		0-0 2B	0-0 F9	4 2 2 0 1 1 1											
<b>Keith Moreland, R</b> OBP: 0.292, SLG: 0.448	0-0 1B		0-0 F8		0-0 BB		0-0 5-3		4 1 2 5 0 0 1											
<b>Gary Maddox, R</b> OBP: 0.311, SLG: 0.369	0-3 K		0-0 F8		0-0 F8		0-0 5-3		4 0 0 0 0 1 2											
<b>Manny Trillo, R</b> OBP: 0.330, SLG: 0.361		0-0 P5		4-0 SH1-4 1B BB	0-0 F4-3		0-0 F4-3		3 0 0 0 1 0 0											
<b>Larry Bowa, S</b> OBP: 0.311, SLG: 0.315	0-0 F7		0-0 1B		0-0 SH5-4 2B	0-0 SF8		0-0 F6-4-3 1B	4 1 3 0 0 0 0											
<b>Larry Christenson, R</b> OBP: 0.154, SLG: 0.125 <b>Dick Davis, R</b> OBP: 0.448, SLG: 0.492	0-3 K		0-0 SH1-4		0-0 SH5-4		0-0 F6-4-3 1B		1 0 0 0 0 1 0 1 0 0 0 0 0 1											
<b>Inning Stats</b>	R: 2 E: 0 K: 1 S: 8	H: 3 LOB: 1 BB: 0 P: 8	R: 0 E: 0 K: 1 S: 5	H: 0 LOB: 0 BB: 0 P: 5	R: 2 E: 0 K: 1 S: 7	H: 2 LOB: 0 BB: 0 P: 7	R: 0 E: 0 K: 0 S: 4	H: 1 LOB: 2 BB: 1 P: 8	R: 3 E: 0 K: 0 S: 4	H: 1 LOB: 0 BB: 0 P: 4	R: 0 E: 0 K: 0 S: 4	H: 1 LOB: 1 BB: 0 P: 4	R: 0 E: 0 K: 0 S: 3	H: 1 LOB: 0 BB: 0 P: 3	R: 0 E: 0 K: 1 S: 5	H: 0 LOB: 1 BB: 1 P: 9	1B: 6 2B: 2 3B: 0 HR: 2	SF: 1 SAC: 2 DP: 1 HBP: 0	WP: 0 PB: 0 SB: 0 CS: 0	PA: 40
<b>PITCHER</b>	IP WLS BF H R ER SO BB IBB HBP BLK WP HR S P ERA WHIP																			
<b>Mike Scott, R</b> ERA: 4.5	(1, 1) 5.0 L 25 7 7 7 3 3 0 0 0 0 0 2 28 40 12.60 2.000																			
<b>Pete Falcone, L</b> ERA: 2.95	(6, 1) 2.0 8 2 1 1 0 0 0 0 0 0 0 8 8 4.50 1.000																			
<b>Ray Searage, L</b> ERA: 4.5	(8, 1) 2.0 7 1 0 0 1 1 0 0 0 0 0 8 12 0.00 1.000																			

Philadelphia Phillies @ New York Mets  
Shea Stadium, Flushing, NY  
Fri Aug 14 1981, 7:05 PM EDT  
Att: 34,136 - Unknown

AB	33
R	8
H	10
RBI	8
BB	4
SO	4
LOB	10

Batter	1	2	3	4	5	6	7	8	9	AB	R	H	RBI	BB	SO	LOB	BOTTOM					
<b>Mookie Wilson, S</b> OBP: 0.360, SLG: 0.400	0-0 S 1B 1B		0-3 K		0-0 1B		0-0 F8		4 1 2 1 0 1 0													
<b>Frank Taveras, R</b> OBP: 0.277, SLG: 0.302	0-3 K		0-3 F2		0-0 K		0-3 K		4 0 0 0 0 3 2													
<b>Joel Youngblood, R</b> OBP: 0.388, SLG: 0.531 <b>Lee Mazzilli, S</b> OBP: 0.325, SLG: 0.324	0-0 CS 1B		0-0 5-3		4-0 BB		0-0 G1		2 0 1 1 0 0 0 1 0 0 0 1 0 0													
<b>Dave Kingman, R</b> OBP: 0.351, SLG: 0.516	0-3 K		0-0 HR		0-0 F8		0-0 5-3		4 1 1 1 0 1 2													
<b>Ellis Valentine, R</b> OBP: 0.248, SLG: 0.321	0-0 1-3		0-0 F8		0-3 K		0-0 BB		3 0 0 0 1 1 1													
<b>Hubie Brooks, R</b> OBP: 0.340, SLG: 0.398	0-3 K		0-0 2B 1B		0-3 K		0-0 E4 G6-4-3		4 1 1 0 0 2 2													
<b>John Stearns, R</b> OBP: 0.320, SLG: 0.319	0-0 6-3		0-0 3-1 1B 2B		0-0 6-3		0-0 G6-4-3		4 1 1 1 0 0 2													
<b>Doug Flynn, R</b> OBP: 0.264, SLG: 0.323			0-0 F6-3		0-3 K		0-0 F6-3		3 0 0 0 0 1 1													
<b>Mike Scott, R</b> OBP: 0.143, SLG: 0.042 <b>Mike Cubbage, L</b> OBP: 0.279, SLG: 0.243 <b>Pete Falcone, L</b> (7, PH) <b>Ron Hodges, L</b> OBP: 0.429, SLG: 0.526 <b>Ray Searage, L</b> OBP: 1.000, SLG: 1.000	0-3 K		0-0 3-1		0-0 4-3		0-0 4-3		1 0 0 0 0 1 0 1 0 0 0 0 0 1 0 0 0 0 0 0 0 1 0 0 0 0 0 0 0 0 0 0 0 0 0													
<b>Inning Stats</b>	R: 1 E: 0 K: 2 S: 8	H: 2 LOB: 0 BB: 0 P: 8	R: 0 E: 0 K: 1 S: 5	H: 0 LOB: 0 BB: 0 P: 5	R: 0 E: 0 K: 2 S: 7	H: 0 LOB: 0 BB: 0 P: 7	R: 1 E: 0 K: 1 S: 6	H: 1 LOB: 0 BB: 0 P: 6	R: 2 E: 0 K: 1 S: 8	H: 3 LOB: 1 BB: 0 P: 8	R: 0 E: 0 K: 2 S: 7	H: 0 LOB: 1 BB: 1 P: 11	R: 0 E: 0 K: 0 S: 3	H: 0 LOB: 0 BB: 0 P: 3	R: 0 E: 0 K: 1 S: 5	H: 0 LOB: 0 BB: 0 P: 5	R: 0 E: 1 K: 0 S: 3	H: 0 LOB: 1 BB: 1 P: 7	1B: 4 2B: 1 3B: 0 HR: 1	SF: 0 SAC: 0 DP: 1 HBP: 0	WP: 0 PB: 0 SB: 1 CS: 1	PA: 34
<b>PITCHER</b>	IP WLS BF H R ER SO BB IBB HBP BLK WP HR S P ERA WHIP																					
<b>Larry Christenson, R</b> ERA: 4.02	(1, 1) 6.0 W 24 6 4 4 9 1 0 0 0 0 0 1 41 45 6.00 1.167																					
<b>Mike Proly, R</b> ERA: 3.21	(7, 1) 3.0 S 10 0 0 0 1 1 0 0 0 0 0 0 11 15 0.00 0.333																					

Philadelphia Phillies @ New York Mets  
Shea Stadium, Flushing, NY  
Fri Aug 14 1981, 7:05 PM EDT  
Att: 34,136 - Unknown

AB	32
R	4
H	6
RBI	4
BB	2
SO	10
LOB	11



Batter	1	2	3	4	5	6	7	8	9	AB	R	H	RBI	BB	SO	LOB	TOP										
<b>Pete Rose, S</b> OBP: 0.376, SLG: 0.413 (1, 3)	F4-3		K			F7		FC6-4		4	0	0	0	0	1	1	<b>Philadelphia Phillies @ New York Mets</b> Shea Stadium, Flushing, NY Sat Aug 15 1981, 7:05 PM EDT Att: 14,309 - Unknown  <b>AB 30</b> <b>R 1</b> <b>H 3</b> <b>RBI 1</b> <b>BB 1</b> <b>SO 6</b> <b>LOB 6</b>										
<b>Greg Gross, L</b> OBP: 0.354, SLG: 0.358 (1, 7) <b>Gary Matthews, R</b> OBP: 0.379, SLG: 0.421 (6, PH) (6, 7)	1-3		3-1			L6			F8	2	0	0	0	0	0	0											
<b>Bake McBride, L</b> OBP: 0.347, SLG: 0.404 (1, 9)	F8		6-3			3-1			F7	4	0	0	0	0	0	0											
<b>Mike Schmidt, R</b> OBP: 0.389, SLG: 0.613 (1, 5)		K				F8			F8	4	0	0	0	1	0	0											
<b>Keith Moreland, R</b> OBP: 0.280, SLG: 0.429 (1, 2)	F8			K					P6	3	0	0	0	1	0	0											
<b>Gary Maddox, R</b> OBP: 0.307, SLG: 0.364 (1, 8)	E6 1B			F4-3					1-3	3	1	0	0	0	0	0											
<b>Manny Trillo, R</b> OBP: 0.340, SLG: 0.374 (1, 4)						CS 2B			FC6-4 BB	2	0	2	0	1	0	0											
<b>Larry Bowa, S</b> OBP: 0.312, SLG: 0.315 (1, 6)						F4-3			K	3	0	1	1	0	1	2											
<b>Nino Espinosa, R</b> OBP: 0.158, SLG: 0.158 (1, 1) <b>Ron Reed, R</b> OBP: 0.333, SLG: 0.333 (7, 1) <b>Del Unser, L</b> OBP: 0.359, SLG: 0.323 (6, PH) <b>Tug McGraw, R</b> OBP: 0.307, SLG: 0.364 (8, 1)	FC6-4					K			K	2	0	0	0	1	2	0											
<b>Inning Stats</b>	R: 0 E: 0 K: 0 S: 3	H: 0 LOB: 0 BB: 0 P: 3	R: 1 E: 1 K: 1 S: 8	H: 2 LOB: 2 BB: 0 P: 8	R: 0 E: 0 K: 1 S: 5	H: 0 LOB: 0 BB: 0 P: 5	R: 0 E: 0 K: 1 S: 5	H: 1 LOB: 0 BB: 0 P: 5	R: 0 E: 0 K: 0 S: 3	H: 0 LOB: 0 BB: 0 P: 3	R: 0 E: 0 K: 2 S: 7	H: 0 LOB: 1 BB: 1 P: 11	R: 0 E: 0 K: 0 S: 3	H: 0 LOB: 0 BB: 0 P: 3	1B: 2 2B: 1 3B: 0 HR: 0	SF: 0 SAC: 0 DP: 0 HBP: 0		WP: 0 PB: 0 SB: 0 CS: 1	PA: 31								
<b>PITCHER</b>	IP	WLS	BF	H	R	ER	SO	BB	IBB	HBP	BLK	WP	HR	S	P	ERA	WHIP										
<b>Terry Leach, R</b> ERA: 3.0 (1, 1)	5.0		18	3	1	0	4	0	0	0	0	0	0	26	26	0.00	0.600										
<b>Pete Falcone, L</b> ERA: 2.74 (6, 1)	2.0	W	6	0	0	0	0	0	0	0	0	0	0	6	6	0.00	0.000										
<b>Neil Allen, R</b> ERA: 3.0 (8, 1)	2.0	S	7	0	0	0	2	1	0	0	0	0	0	10	14	0.00	0.500										

Batter	1	2	3	4	5	6	7	8	9	AB	R	H	RBI	BB	SO	LOB	BOTTOM										
<b>Mookie Wilson, S</b> OBP: 0.369, SLG: 0.405 (1, 8)	4-3		CS BB			G4-6-3 1B	E S 1B			3	0	2	0	1	0	0	<b>Philadelphia Phillies @ New York Mets</b> Shea Stadium, Flushing, NY Sat Aug 15 1981, 7:05 PM EDT Att: 14,309 - Unknown  <b>AB 30</b> <b>R 3</b> <b>H 10</b> <b>RBI 3</b> <b>BB 3</b> <b>SO 4</b> <b>LOB 14</b>										
<b>Frank Taveras, R</b> OBP: 0.277, SLG: 0.297 (1, 6)	L6		CS	F8		G4-6-3 1B	BB			3	0	0	0	1	0	1											
<b>Hubie Brooks, R</b> OBP: 0.338, SLG: 0.400 (1, 5)	L7			2-3		1B 2B	K			4	0	1	0	0	1	2											
<b>Dave Kingman, R</b> OBP: 0.353, SLG: 0.515 (1, 3)			4-3 1B		F2			F8		4	0	2	0	0	0	0											
<b>Ellis Valentine, R</b> OBP: 0.256, SLG: 0.336 (1, 9)		4-3				1-3				4	1	2	0	0	0	3											
<b>Lee Mazzilli, S</b> OBP: 0.329, SLG: 0.333 (1, 7)		F7				2B 1B		K		4	1	2	1	0	1	2											
<b>John Stearns, R</b> OBP: 0.325, SLG: 0.326 (1, 2)		6-3				F9				3	1	1	1	1	0	2											
<b>Doug Flynn, R</b> OBP: 0.260, SLG: 0.318 (1, 4)				K		F4				3	0	0	0	0	1	3											
<b>Terry Leach, R</b> ERA: 3.0 (1, 1) <b>Mike Jorgensen, L</b> OBP: 0.306, SLG: 0.427 (5, PH) <b>Pete Falcone, L</b> ERA: 2.74 (6, 1) <b>Rusty Staub, L</b> OBP: 0.388, SLG: 0.418 (7, PH) <b>Neil Allen, R</b> OBP: 0.300, SLG: 1.500 (8, 1)					5-3					1	0	0	0	0	0	0											
<b>Inning Stats</b>	R: 0 E: 0 K: 0 S: 3	H: 1 LOB: 1 BB: 0 P: 4	R: 0 E: 0 K: 1 S: 4	H: 0 LOB: 0 BB: 1 P: 8	R: 0 E: 0 K: 0 S: 3	H: 0 LOB: 0 BB: 0 P: 3	R: 1 E: 0 K: 1 S: 7	H: 2 LOB: 1 BB: 0 P: 7	R: 0 E: 0 K: 0 S: 5	H: 3 LOB: 2 BB: 0 P: 5	R: 2 E: 0 K: 1 S: 8	H: 3 LOB: 2 BB: 1 P: 12	R: 0 E: 0 K: 1 S: 6	H: 1 LOB: 2 BB: 1 P: 10	1B: 6 2B: 4 3B: 0 HR: 0	SF: 1 SAC: 1 DP: 1 HBP: 0		WP: 0 PB: 0 SB: 1 CS: 1	PA: 36								
<b>PITCHER</b>	IP	WLS	BF	H	R	ER	SO	BB	IBB	HBP	BLK	WP	HR	S	P	ERA	WHIP										
<b>Nino Espinosa, R</b> ERA: 5.56 (1, 1)	6.2	L	29	9	3	3	2	2	0	0	0	0	0	31	39	4.05	1.650										
<b>Ron Reed, R</b> ERA: 2.59 (7, 1)	0.1		1	0	0	0	1	0	0	0	0	0	0	3	3	0.00	0.000										
<b>Tug McGraw, L</b> ERA: 3.55 (8, 1)	1.0		5	1	0	0	1	0	1	0	0	0	0	6	10	0.00	1.000										



Batter	1	2	3	4	5	6	7	8	9	AB	R	H	RBI	BB	SO	LOB	TOP					
<b>Pete Rose, S</b> OBP: 0.377, SLG: 0.413 (1, 3)										5	0	2	0	0	0	2	<b>Philadelphia Phillies @ New York Mets</b> Shea Stadium, Flushing, NY Sun Aug 16 1981, 3:33 AM EDT Att: 21,635 - Unknown					
<b>Manny Trillo, R</b> OBP: 0.343, SLG: 0.373 (1, 4)										3	0	1	0	1	0	0						
<b>Del Unser, L</b> OBP: 0.350, SLG: 0.313 (9, PH)										1	0	0	0	0	0	1						
<b>Gary Matthews, R</b> OBP: 0.381, SLG: 0.420 (1, 7)										3	1	1	0	1	0	2						
<b>Mike Schmidt, R</b> OBP: 0.387, SLG: 0.620 (1, 5)										4	1	1	1	0	0	5						
<b>Bake McBride, L</b> OBP: 0.343, SLG: 0.409 (1, 9)										4	0	1	1	0	0	4						
<b>Gary Maddox, R</b> OBP: 0.306, SLG: 0.362 (1, 8)										4	0	1	0	0	3	2						
<b>Larry Bowa, S</b> OBP: 0.311, SLG: 0.318 (1, 6)										4	0	1	0	0	1	2						
<b>Bob Boone, R</b> OBP: 0.303, SLG: 0.327 (1, 2)										3	0	1	0	1	0	3						
<b>Luis Aguayo, R</b> OBP: 0.226, SLG: 0.184 (9, PR)										0	0	0	0	0	0	0						
<b>Dick Ruthven, R</b> OBP: 0.176, SLG: 0.219 (1, 1)										2	0	0	0	0	1	3						
<b>Dickie Noles, R</b> OBP: 0.363, SLG: 0.358 (7, PH)										0	0	0	0	0	0	0						
<b>Greg Gross, L</b> OBP: 0.333, SLG: 0.333 (7, 1)										0	0	0	0	1	0	0						
<b>Sparky Lyle, L</b> OBP: 0.443, SLG: 0.484 (9, PH)										1	0	0	0	0	0	1						
<b>Inning Stats</b>	R: 0 E: 0 K: 0 S: 4	H: 1 LOB: 2 BB: 1 P: 8	R: 0 E: 0 K: 1 S: 5	H: 0 LOB: 1 BB: 1 P: 9	R: 0 E: 0 K: 0 S: 3	H: 0 LOB: 0 BB: 0 P: 3	R: 1 E: 1 K: 2 S: 10	H: 2 LOB: 2 BB: 0 P: 10	R: 0 E: 0 K: 0 S: 4	H: 2 LOB: 2 BB: 1 P: 8	R: 0 E: 0 K: 1 S: 5	H: 1 LOB: 0 BB: 0 P: 5	R: 0 E: 0 K: 0 S: 2	H: 0 LOB: 0 BB: 1 P: 6	R: 1 E: 0 K: 0 S: 7	H: 2 LOB: 1 BB: 0 P: 7	R: 0 E: 0 K: 0 S: 4	H: 1 LOB: 1 BB: 0 P: 4	1B: 6 2B: 3 3B: 0 HR: 1	SF: 0 SAC: 0 DP: 2 HBP: 0	WP: 0 PB: 0 SB: 0 CS: 0	PA: 38
<b>PITCHER</b>	IP WLS BF H R ER SO BB IBB HBP BLK WP HR S P ERA WHIP																					
<b>Pat Zachry, R</b> ERA: 3.96 (1, 1)	6.0 W 26 6 1 1 4 3 0 0 0 0 1 31 43 1.50 1.500																					
<b>Dan Boitano, R</b> ERA: 4.5 (7, 1)	2.0 9 3 1 1 1 1 0 0 0 0 0 10 14 4.50 2.000																					
<b>Neil Allen, R</b> ERA: 2.93 (9, 1)	1.0 S 3 0 0 0 0 0 0 0 0 0 0 3 3 0.00 0.000																					
Batter	1	2	3	4	5	6	7	8	9	AB	R	H	RBI	BB	SO	LOB	BOTTOM					
<b>Mookie Wilson, S</b> OBP: 0.361, SLG: 0.395 (1, 8)										4	0	0	0	0	2	2	<b>Philadelphia Phillies @ New York Mets</b> Shea Stadium, Flushing, NY Sun Aug 16 1981, 3:33 AM EDT Att: 21,635 - Unknown					
<b>Frank Taveras, R</b> OBP: 0.276, SLG: 0.296 (1, 6)										4	0	1	0	0	0	0						
<b>Hubie Brooks, R</b> OBP: 0.341, SLG: 0.417 (1, 5)										4	2	2	1	0	1	2						
<b>Dave Kingman, R</b> OBP: 0.360, SLG: 0.515 (1, 3)										2	1	1	1	2	0	1						
<b>Mike Jorgensen, L</b> OBP: 0.306, SLG: 0.427 (8, 3)										0	0	0	0	0	0	0						
<b>Ellis Valentine, R</b> OBP: 0.256, SLG: 0.342 (1, 9)										4	1	1	2	0	0	3						
<b>Lee Mazzilli, S</b> OBP: 0.332, SLG: 0.337 (1, 7)										4	0	2	1	0	0	1						
<b>John Stearns, R</b> OBP: 0.323, SLG: 0.324 (1, 2)										4	0	1	0	0	0	3						
<b>Doug Flynn, R</b> OBP: 0.255, SLG: 0.312 (1, 4)										4	0	0	0	0	0	3						
<b>Pat Zachry, R</b> OBP: 0.241, SLG: 0.222 (1, 1)										2	1	1	0	0	1	0						
<b>Mike Cabbage, L</b> OBP: 0.273, SLG: 0.237 (6, PH)										1	0	0	0	0	0	1						
<b>Dan Boitano, R</b> OBP: 0.500, SLG: 1.500 (9, 1)										0	0	0	0	0	0	0						
<b>Inning Stats</b>	R: 0 E: 0 K: 1 S: 5	H: 0 LOB: 0 BB: 0 P: 5	R: 0 E: 0 K: 0 S: 4	H: 1 LOB: 2 BB: 1 P: 8	R: 4 E: 0 K: 1 S: 10	H: 5 LOB: 1 BB: 0 P: 10	R: 0 E: 0 K: 1 S: 5	H: 0 LOB: 0 BB: 0 P: 5	R: 1 E: 0 K: 0 S: 4	H: 1 LOB: 1 BB: 1 P: 8	R: 0 E: 0 K: 1 S: 6	H: 1 LOB: 1 BB: 0 P: 6	R: 0 E: 0 K: 0 S: 4	H: 1 LOB: 1 BB: 0 P: 4	R: 0 E: 0 K: 0 S: 3	H: 0 LOB: 0 BB: 0 P: 3	1B: 7 2B: 1 3B: 0 HR: 1	SF: 0 SAC: 0 DP: 0 HBP: 0	WP: 0 PB: 0 SB: 2 CS: 0	PA: 35		
<b>PITCHER</b>	IP WLS BF H R ER SO BB IBB HBP BLK WP HR S P ERA WHIP																					
<b>Dick Ruthven, R</b> ERA: 4.5 (1, 1)	4.1 L 22 7 0 0 1 0 0 0 0 0 0 8 8 0.00 0.600																					
<b>Dickie Noles, R</b> ERA: 15.43 (5, 1)	1.2 6 1 0 0 1 0 0 0 0 0 0 8 8 0.00 0.600																					
<b>Sparky Lyle, L</b> ERA: 4.31 (7, 1)	2.0 7 1 0 0 0 0 0 0 0 0 0 7 7 0.00 0.500																					



Batter	1	2	3	4	5	6	7	8	9	AB	R	H	RBI	BB	SO	LOB	TOP			
<b>Pete Rose, S</b> OBP: 0.377, SLG: 0.410 (1, 3)										4	0	1	0	1	1	3	<b>Philadelphia Phillies @ Cincinnati Reds</b> Riverfront Stadium, Cincinnati, OH Tue Aug 18 1981, 7:05 PM EDT Att: 25,363 - Unknown			
<b>Manny Trillo, R</b> OBP: 0.341, SLG: 0.370 (1, 4)										4	0	1	0	0	1	2				
<b>Gary Matthews, R</b> OBP: 0.379, SLG: 0.414 (1, 7)										3	0	0	0	1	0	1				
<b>Ron Reed, R</b> OBP: 0.333, SLG: 0.333 (8, 1)										0	0	0	0	0	0	0				
<b>Mike Schmidt, R</b> OBP: 0.385, SLG: 0.612 (1, 5)										3	0	0	0	0	1	4				
<b>Bake McBride, L</b> OBP: 0.340, SLG: 0.402 (1, 9)										4	0	1	0	0	1	1				
<b>Gary Maddox, R</b> OBP: 0.305, SLG: 0.360 (1, 8)										4	1	1	0	0	0	1				
<b>Larry Bowa, S</b> OBP: 0.310, SLG: 0.314 (1, 6)										3	0	0	0	1	0	2				
<b>Bob Boone, R</b> OBP: 0.298, SLG: 0.322 (1, 2)										3	0	0	0	0	0	0				
<b>Del Unser, L</b> OBP: 0.341, SLG: 0.303 (9, PH)										1	0	0	0	0	0	2				
<b>Steve Carlton, L</b> OBP: 0.186, SLG: 0.268 (1, 1)										1	0	0	0	1	1	0				
<b>Greg Gross, L</b> OBP: 0.366, SLG: 0.362 (8, PH)										2	0	1	1	0	0	0				
<b>Lonnie Smith, R</b> OBP: 0.330, SLG: 0.322 (9, PR)										0	0	0	0	0	0	0				
<b>Inning Stats</b>	R: 0 E: 0 K: 1 S: 6	H: 1 LOB: 1 BB: 0 P: 6	R: 0 E: 0 K: 0 S: 3	H: 0 LOB: 0 BB: 0 P: 3	R: 0 E: 0 K: 1 S: 5	H: 0 LOB: 0 BB: 0 P: 5	R: 0 E: 0 K: 1 S: 5	H: 0 LOB: 0 BB: 0 P: 5	R: 0 E: 0 K: 1 S: 5	H: 0 LOB: 0 BB: 1 P: 9	R: 0 E: 0 K: 0 S: 4	H: 1 LOB: 2 BB: 0 P: 5	R: 0 E: 0 K: 0 S: 4	H: 1 LOB: 3 BB: 2 P: 12	R: 1 E: 0 K: 0 S: 5	H: 2 LOB: 2 BB: 1 P: 9	1B: 5 2B: 0 3B: 0 HR: 0	SF: 0 SAC: 0 DP: 0 HBP: 1	WP: 1 PB: 0 SB: 0 CS: 0	PA: 37
<b>PITCHER</b>	IP WLS BF H R ER SO BB IBB HBP BLK WP HR S P ERA WHIP																			
<b>Tom Seaver, R</b> ERA: 2.46 (1, 1)	8.1 W 34 4 1 1 5 4 0 0 1 0 1 0 39 56 1.08 0.960																			
<b>Tom Hume, R</b> ERA: 3.15 (9, 1)	0.2 S 3 1 0 0 0 0 0 0 0 0 0 0 3 3 0.00 1.500																			



Batter	1	2	3	4	5	6	7	8	9	AB	R	H	RBI	BB	SO	LOB	BOTTOM			
<b>Dave Collins, S</b> OBP: 0.363, SLG: 0.407 (1, 9)										4	0	0	0	0	1	1	<b>Philadelphia Phillies @ Cincinnati Reds</b> Riverfront Stadium, Cincinnati, OH Tue Aug 18 1981, 7:05 PM EDT Att: 25,363 - Unknown			
<b>Ron Oester, S</b> OBP: 0.348, SLG: 0.414 (1, 4)										4	0	1	0	0	0	1				
<b>Dave Concepcion, R</b> OBP: 0.359, SLG: 0.446 (1, 6)										4	1	2	0	0	1	1				
<b>George Foster, R</b> OBP: 0.388, SLG: 0.583 (1, 7)										2	2	2	0	2	0	0				
<b>Dan Driessen, L</b> OBP: 0.337, SLG: 0.367 (1, 3)										1	0	0	0	2	0	1				
<b>Ray Knight, R</b> OBP: 0.336, SLG: 0.377 (1, 5)										4	0	2	1	0	1	4				
<b>Sam Mejias, R</b> OBP: 0.348, SLG: 0.381 (1, 8)										2	0	0	2	0	1	4				
<b>Mike O'Berry, R</b> OBP: 0.274, SLG: 0.303 (1, 2)										4	0	0	0	0	0	3				
<b>Tom Seaver, R</b> OBP: 0.256, SLG: 0.273 (1, 1)										3	0	1	0	0	1	0				
<b>Tom Hume, R</b> ERA: 3.15 (9, 1)										0	0	0	0	0	0	0				
<b>Inning Stats</b>	R: 0 E: 0 K: 1 S: 5	H: 0 LOB: 0 BB: 0 P: 5	R: 0 E: 0 K: 0 S: 2	H: 0 LOB: 1 BB: 2 P: 10	R: 0 E: 0 K: 0 S: 4	H: 1 LOB: 1 BB: 0 P: 4	R: 0 E: 0 K: 2 S: 8	H: 1 LOB: 2 BB: 1 P: 12	R: 0 E: 0 K: 1 S: 5	H: 0 LOB: 0 BB: 0 P: 5	R: 2 E: 0 K: 0 S: 6	H: 3 LOB: 1 BB: 1 P: 10	R: 0 E: 0 K: 1 S: 6	H: 1 LOB: 1 BB: 0 P: 6	R: 1 E: 0 K: 0 S: 5	H: 2 LOB: 1 BB: 0 P: 5	1B: 8 2B: 0 3B: 0 HR: 0	SF: 2 SAC: 1 DP: 1 HBP: 0	WP: 0 PB: 0 SB: 0 CS: 0	PA: 35
<b>PITCHER</b>	IP WLS BF H R ER SO BB IBB HBP BLK WP HR S P ERA WHIP																			
<b>Steve Carlton, L</b> ERA: 2.93 (1, 1)	7.0 L 30 6 2 2 5 4 0 0 0 1 0 0 36 52 2.57 1.429																			
<b>Ron Reed, R</b> ERA: 3.05 (8, 1)	1.0 5 2 1 1 0 0 0 0 0 0 0 5 5 9.00 2.000																			

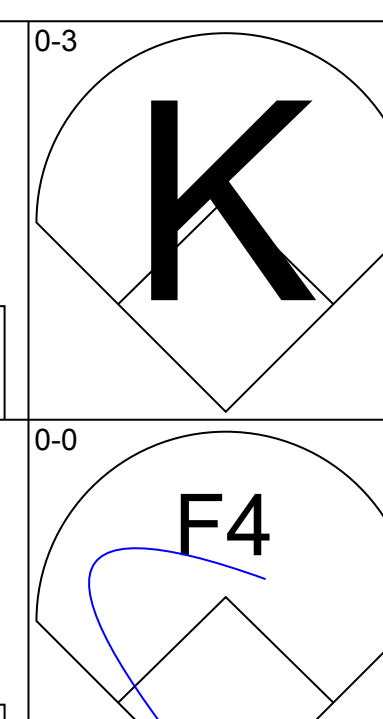
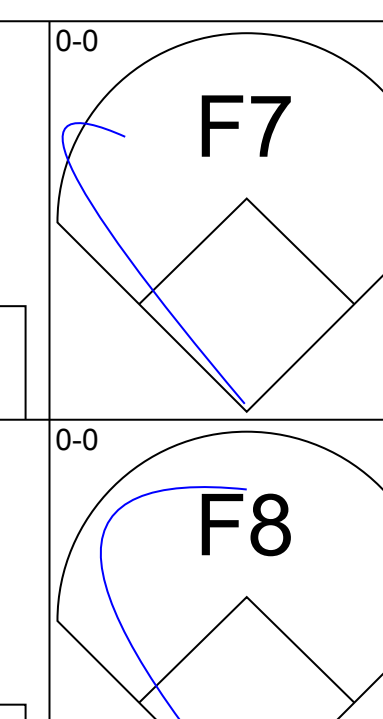
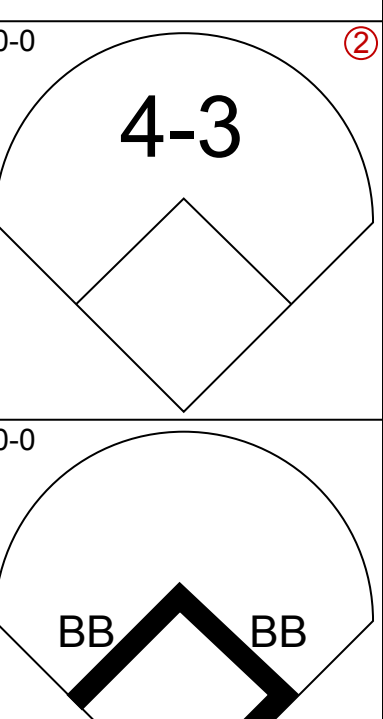
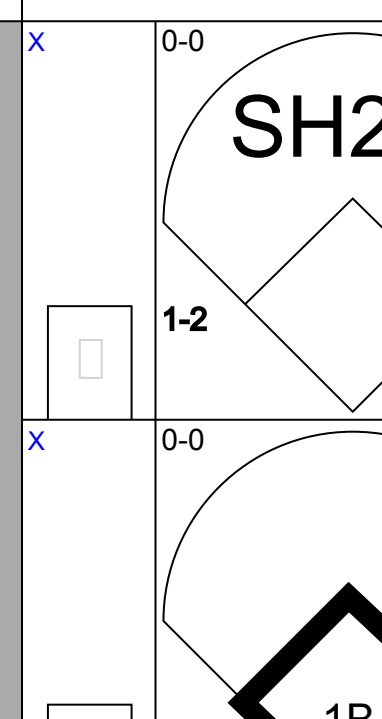
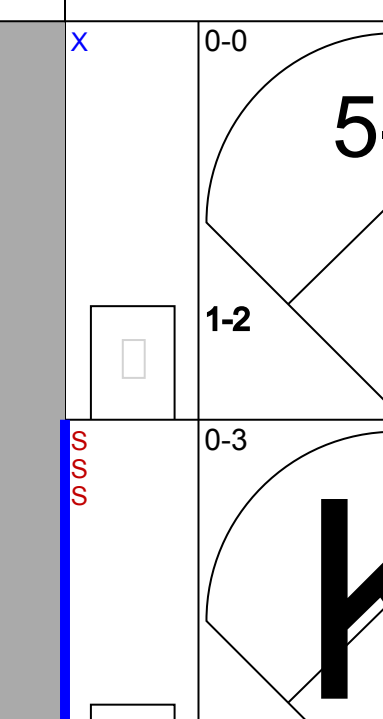
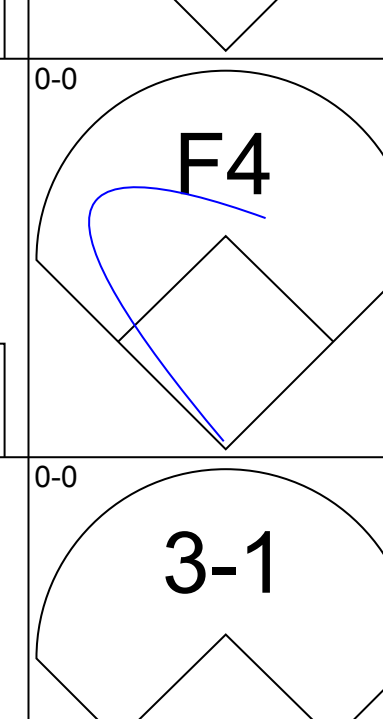
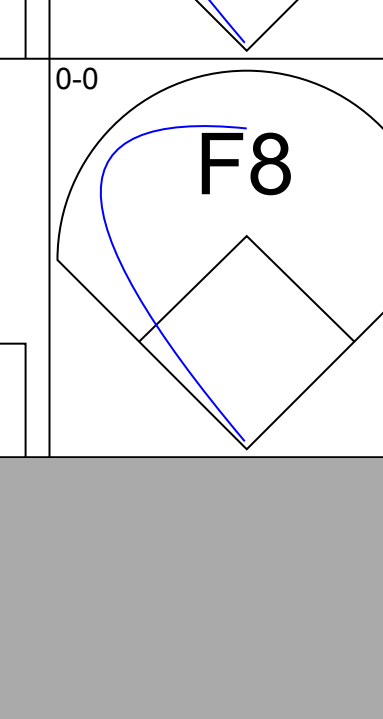
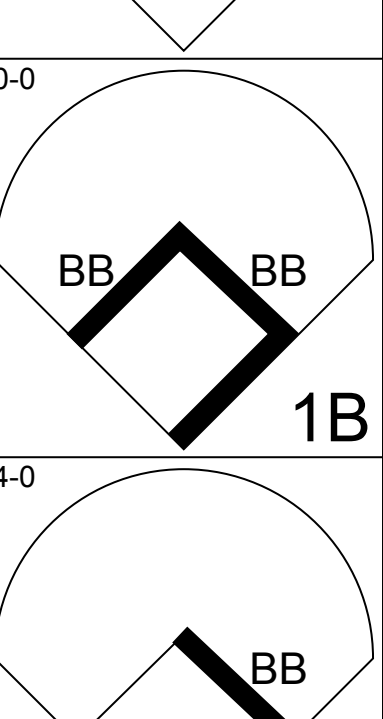
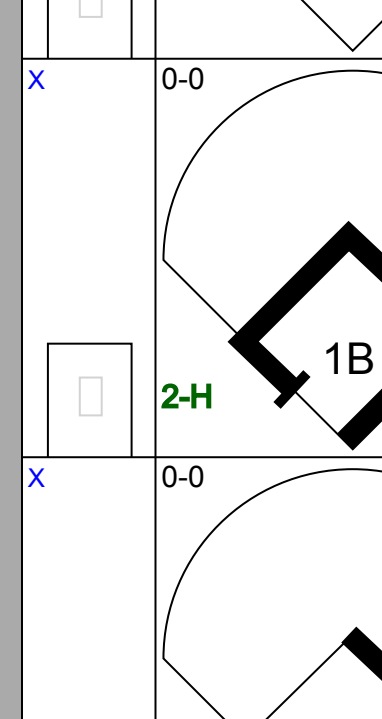
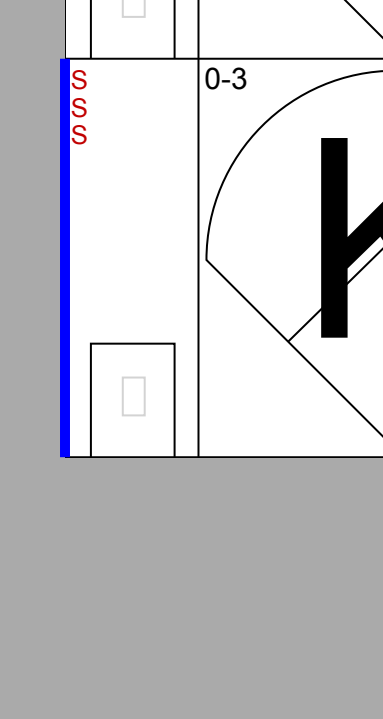
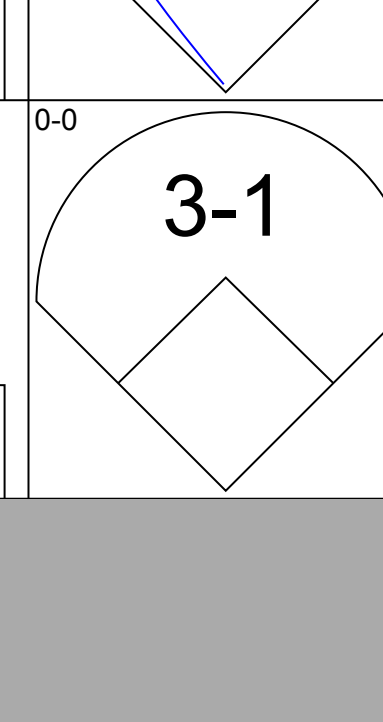
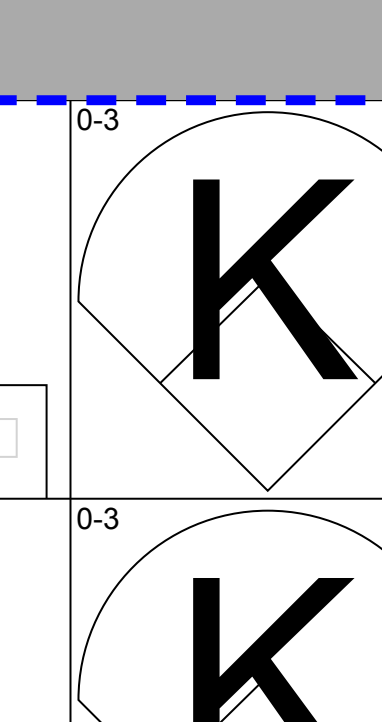
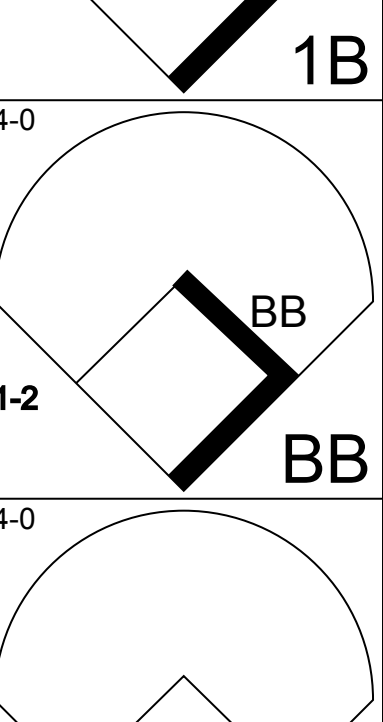
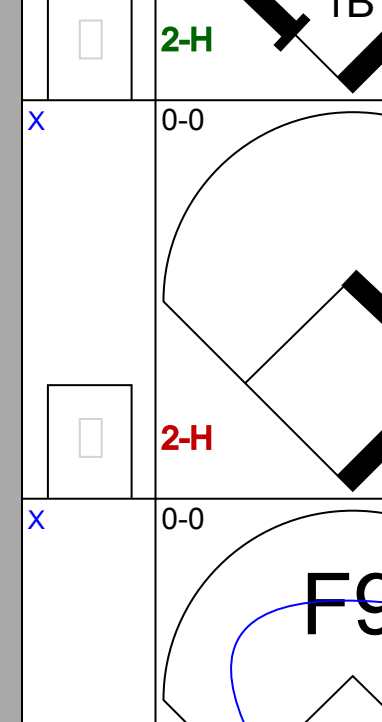
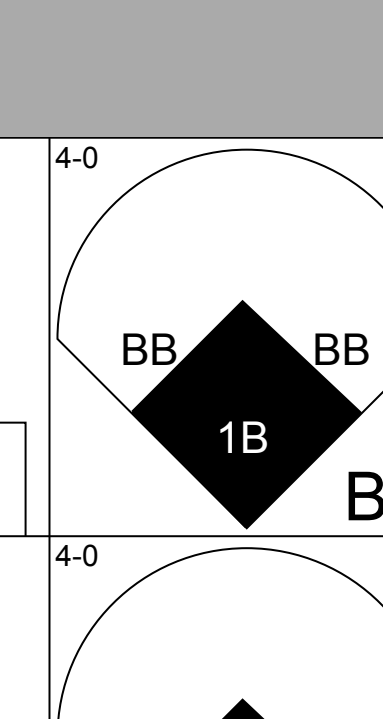
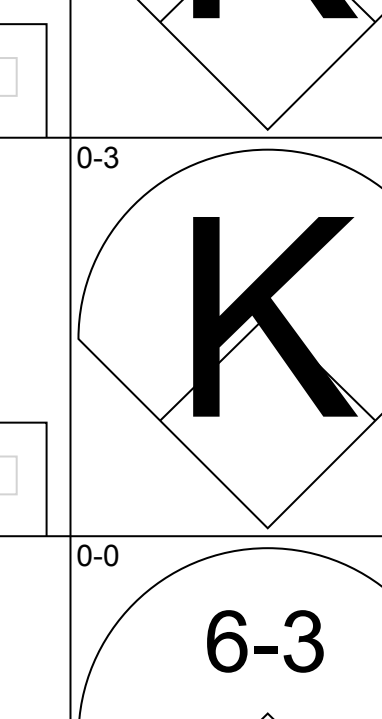
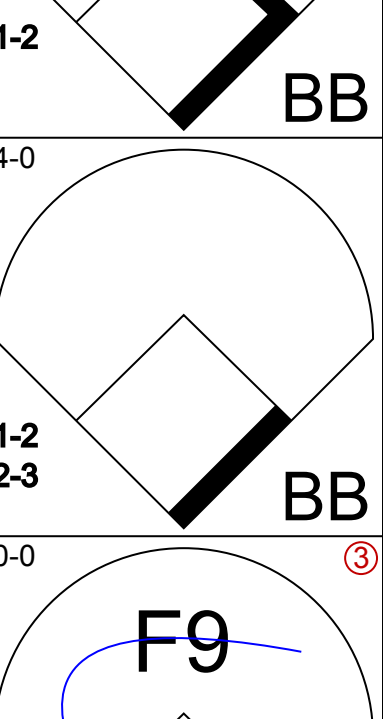
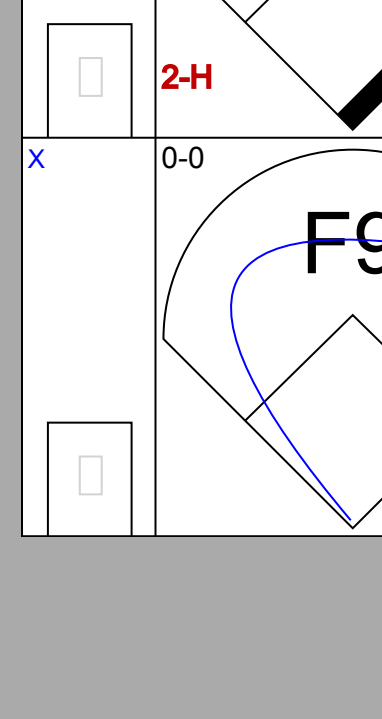
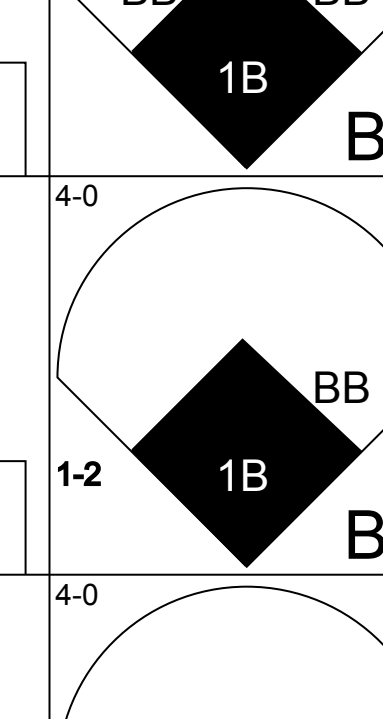
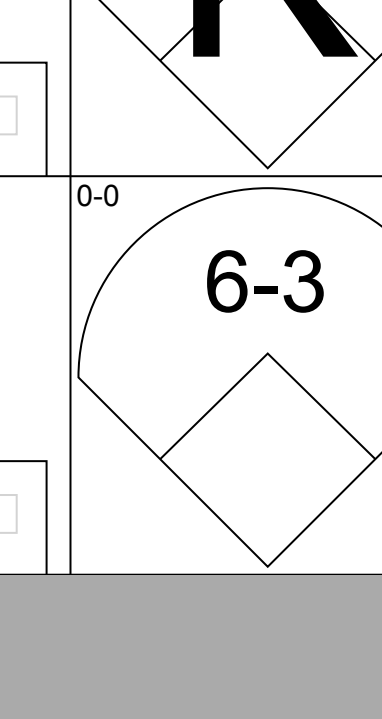
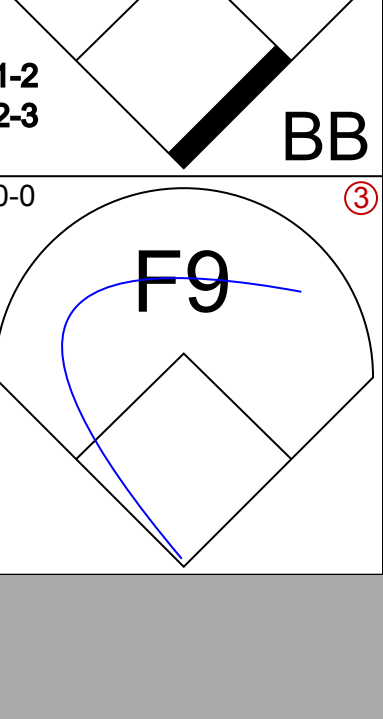

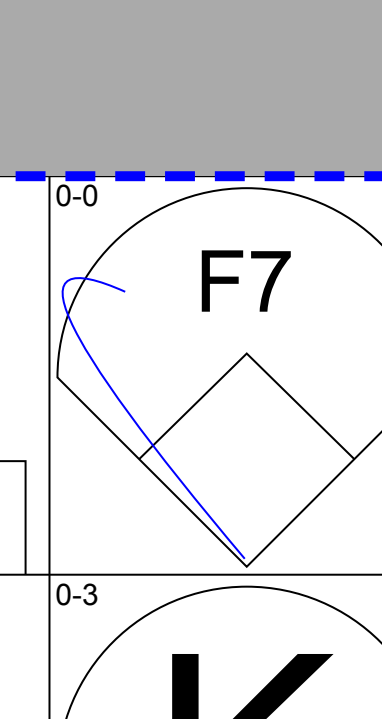
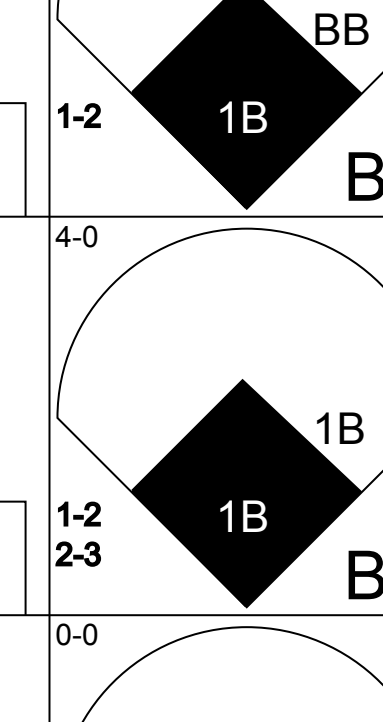
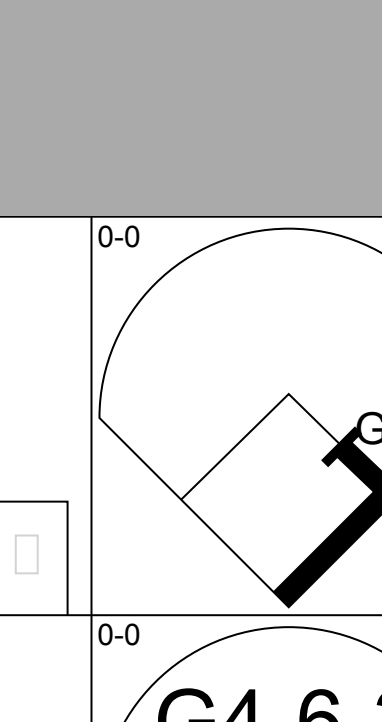
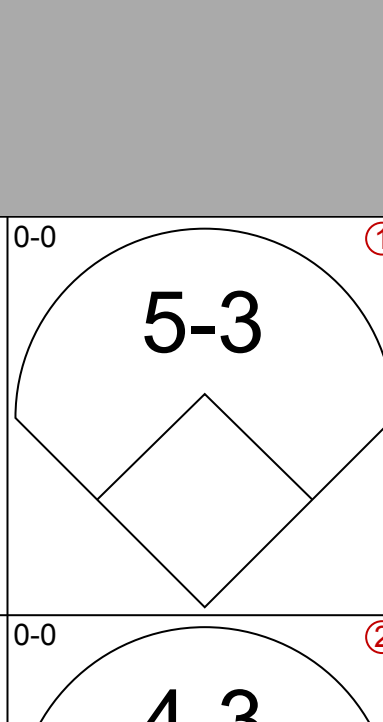
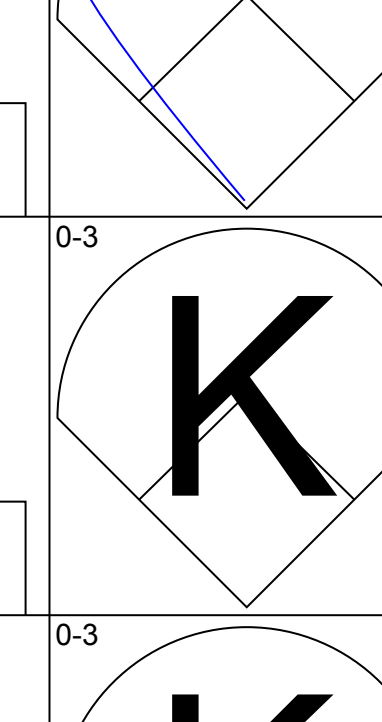
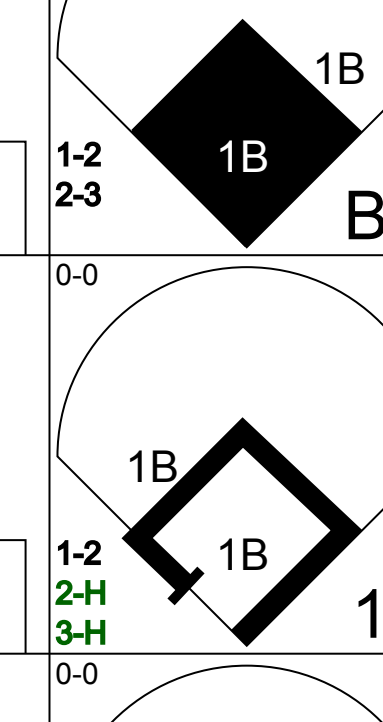
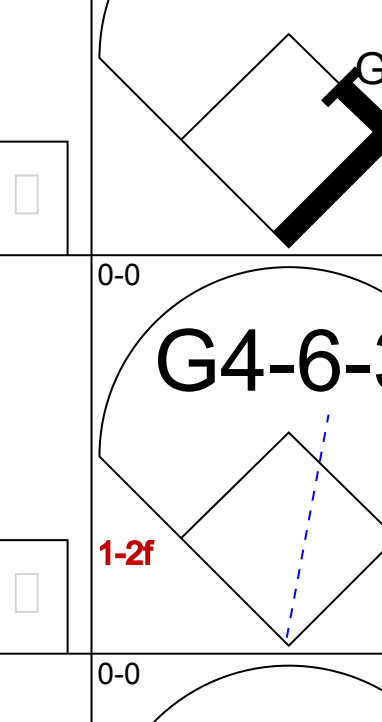
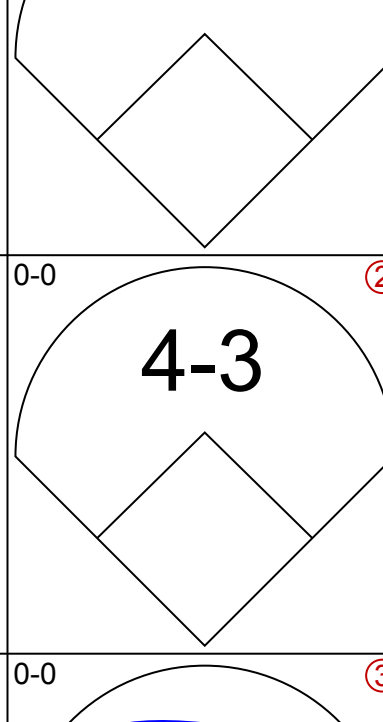
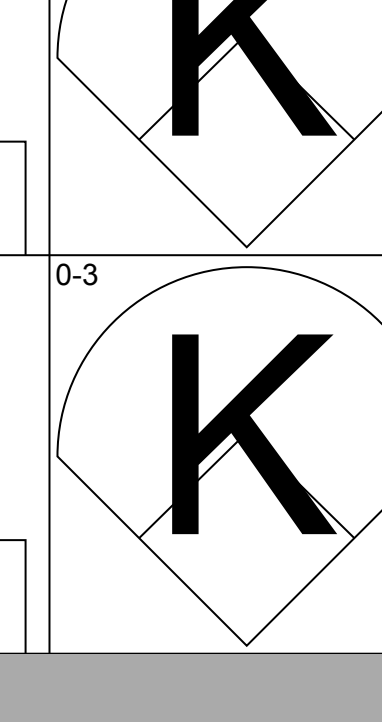
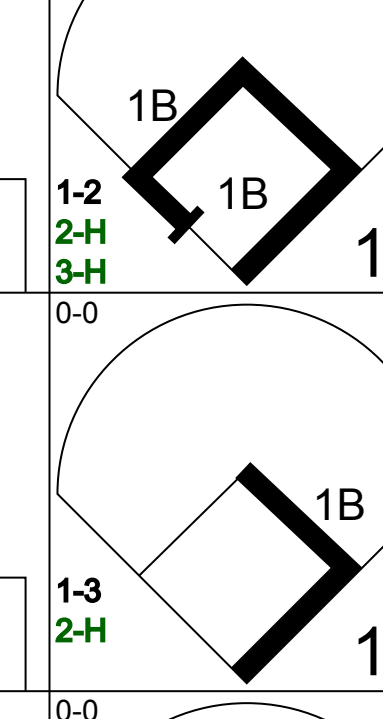
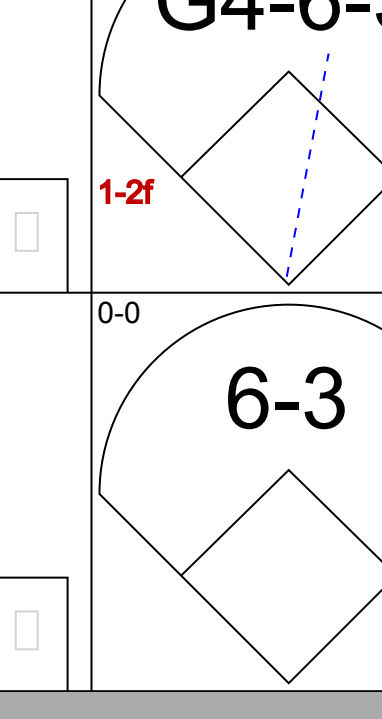
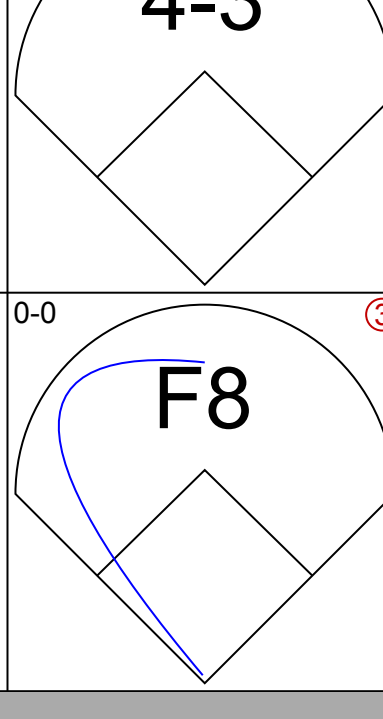
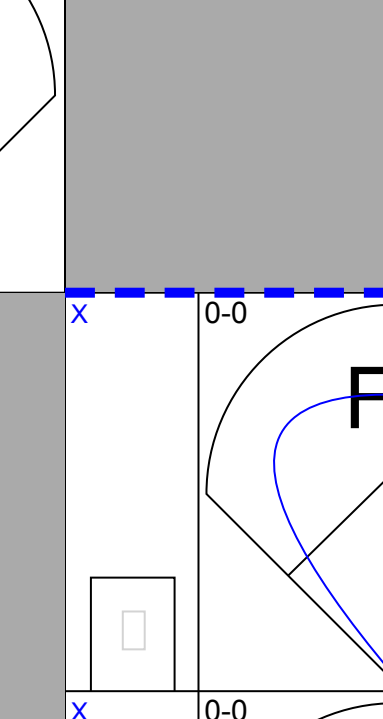
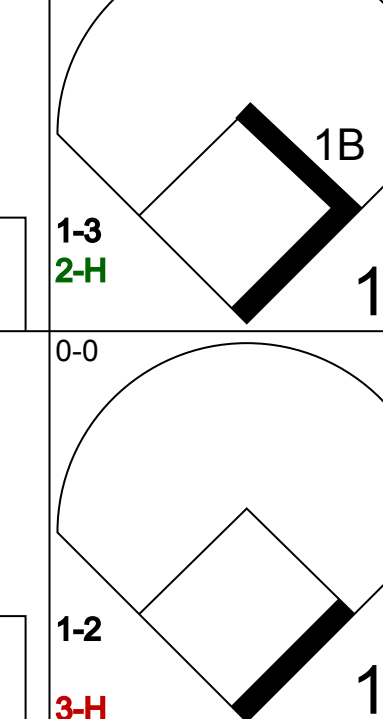
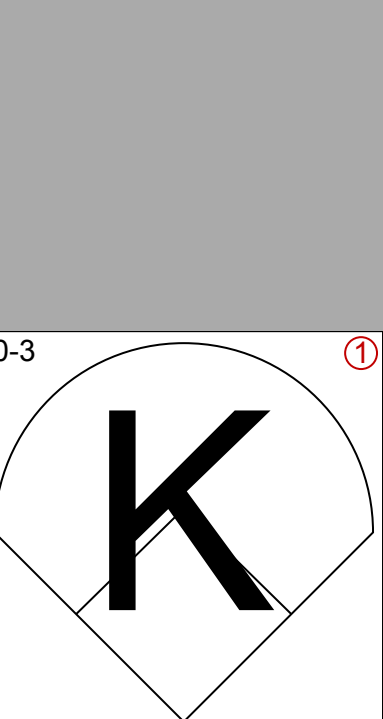
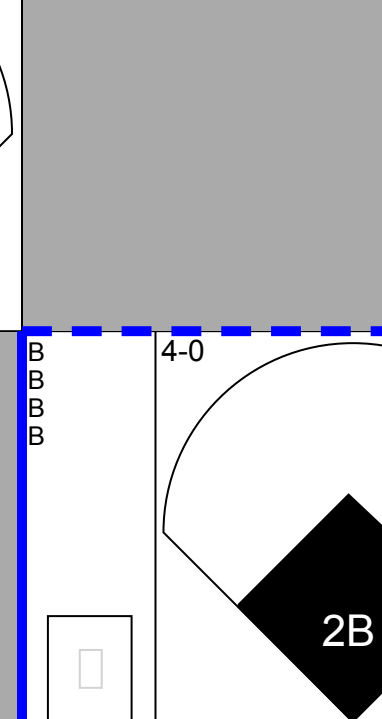
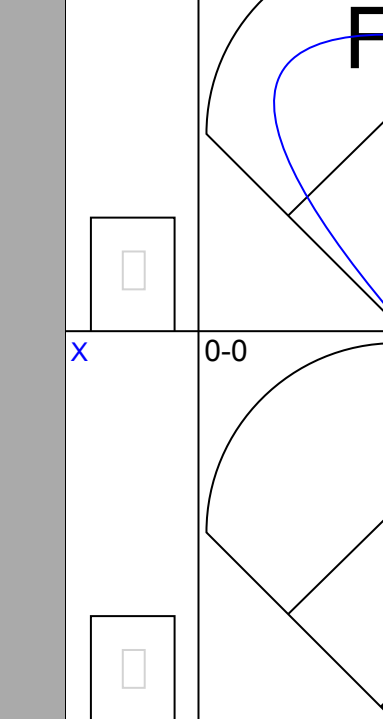


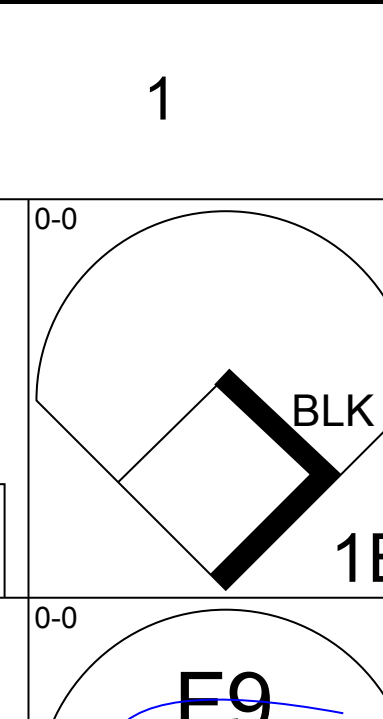
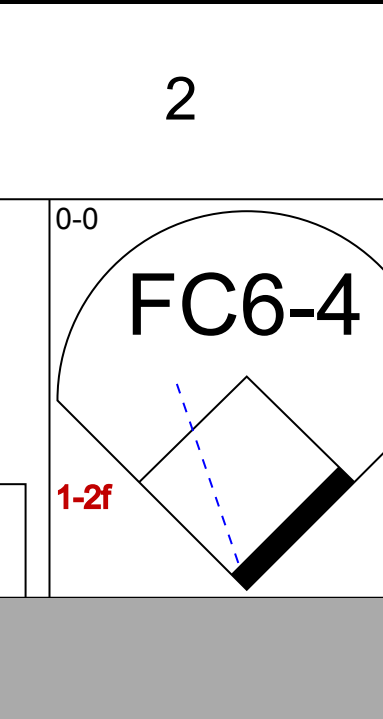
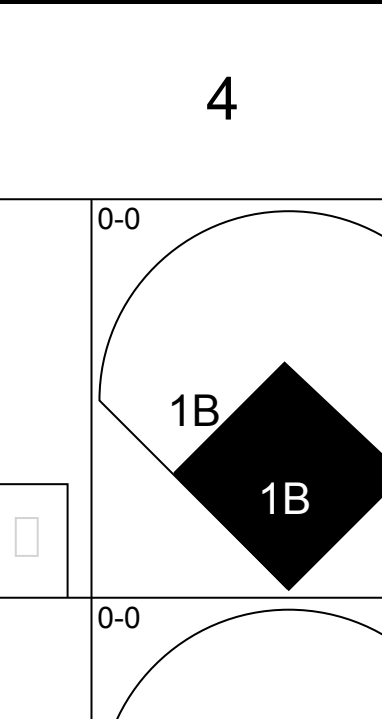
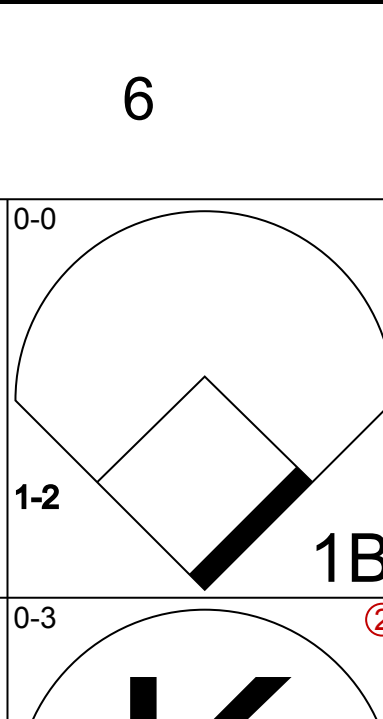
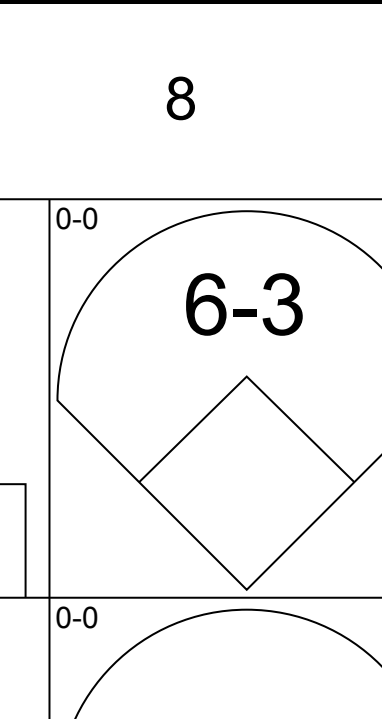
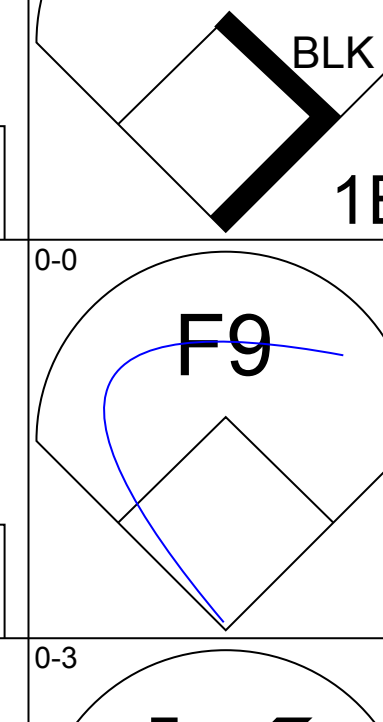
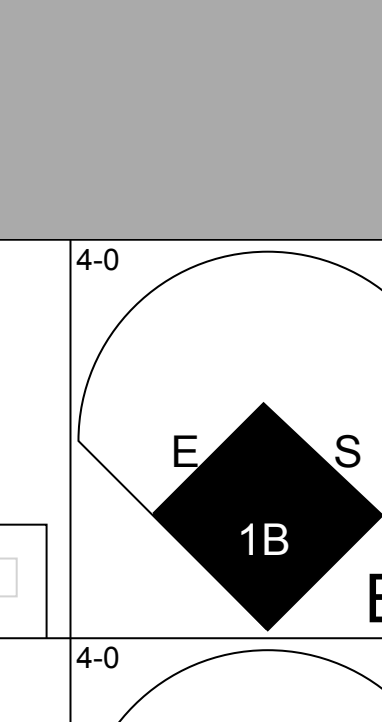
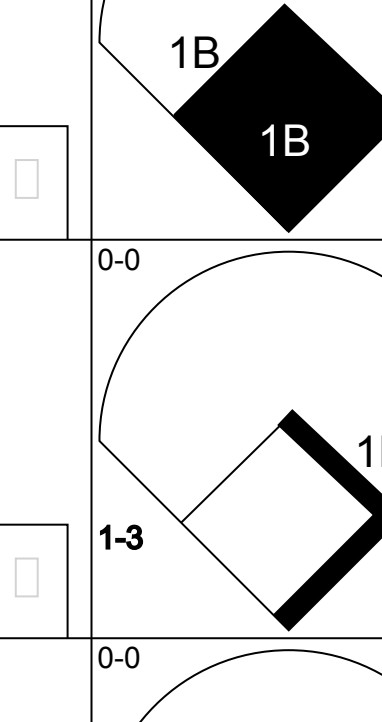
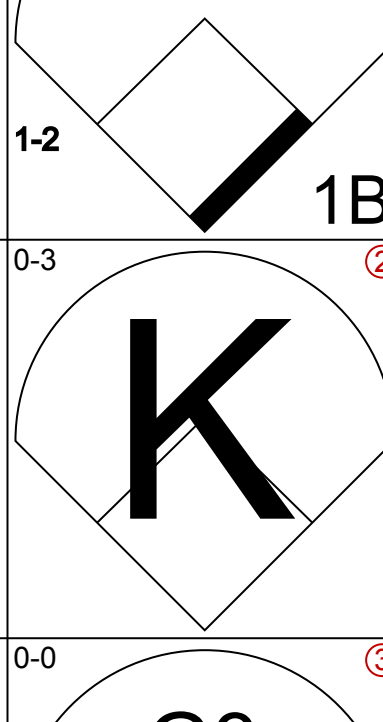
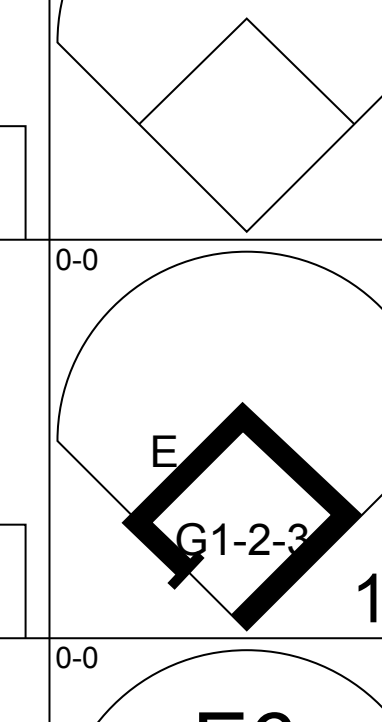
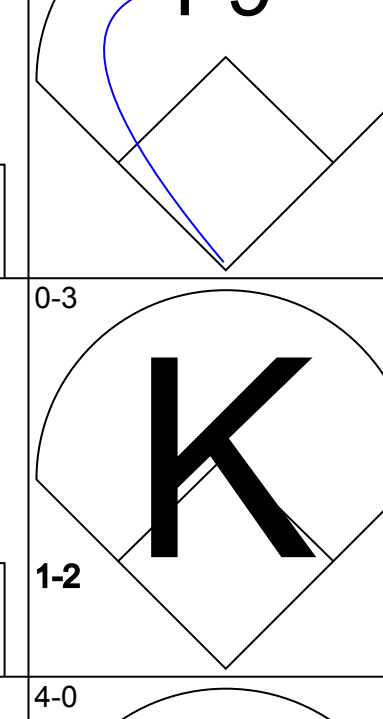
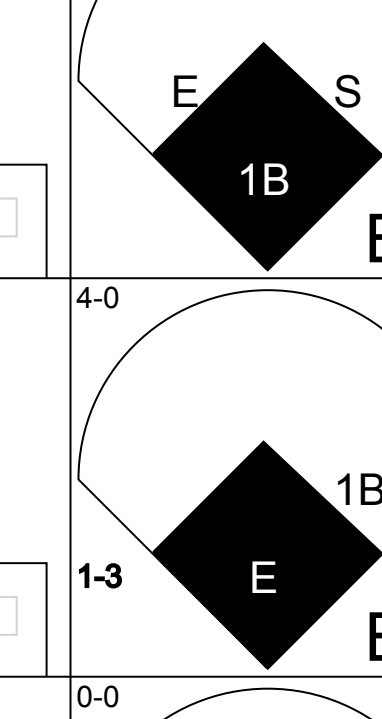
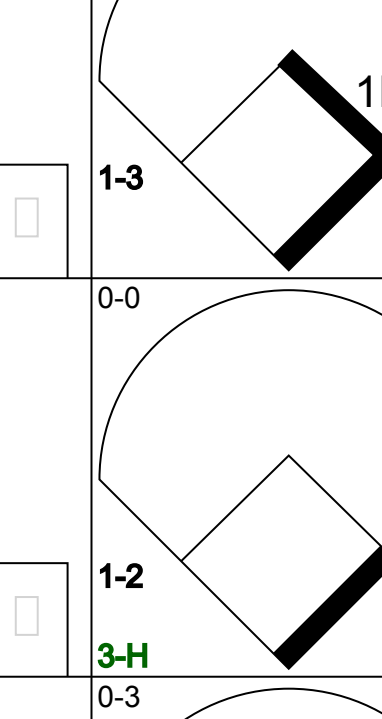
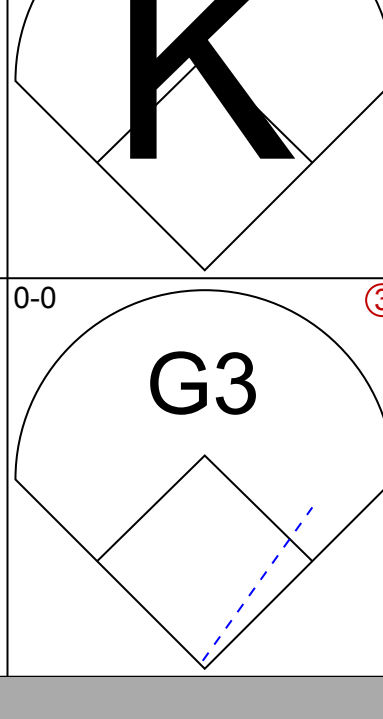
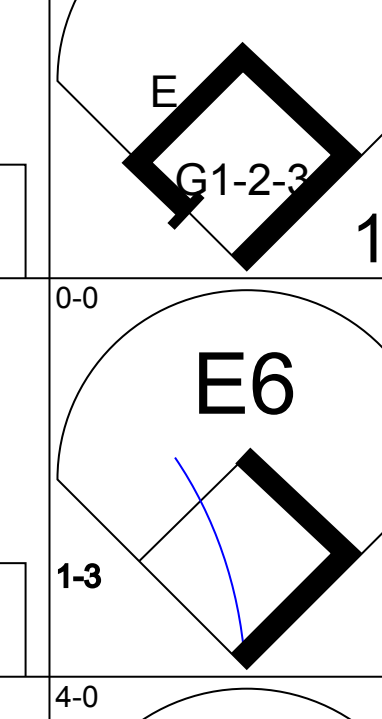
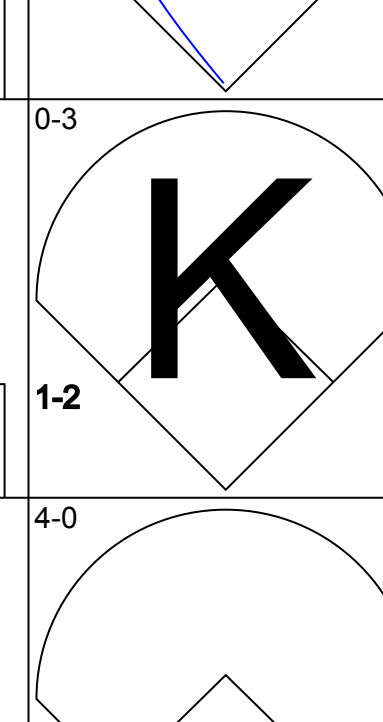
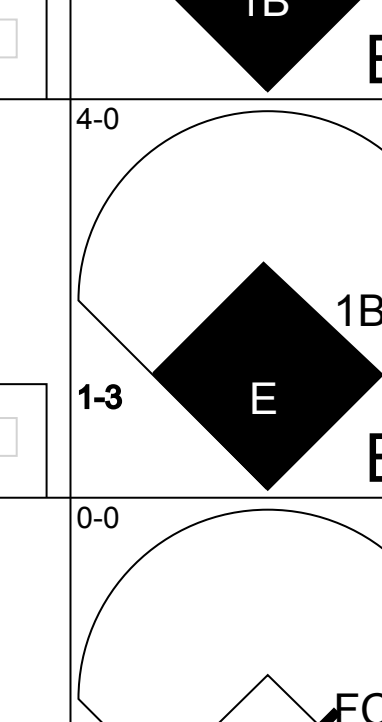
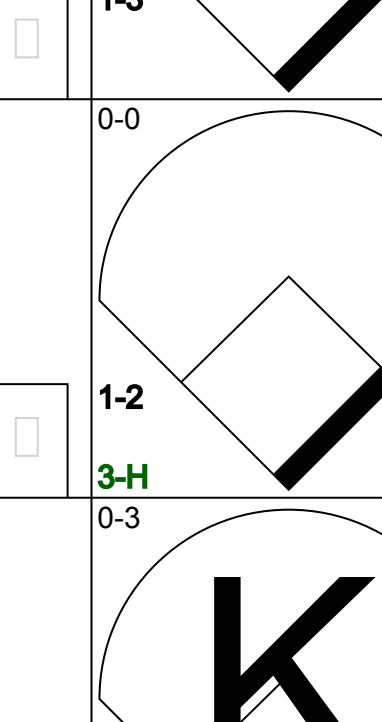
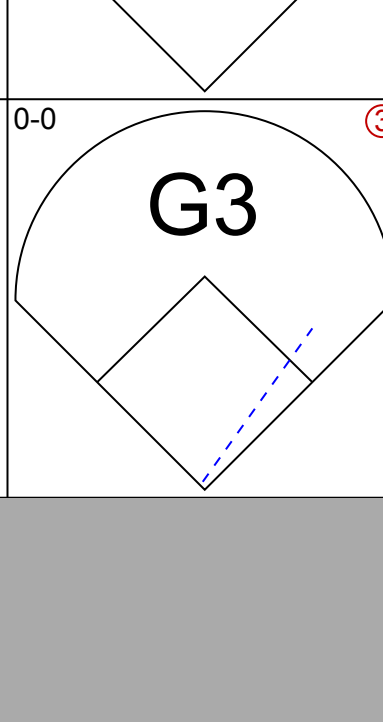
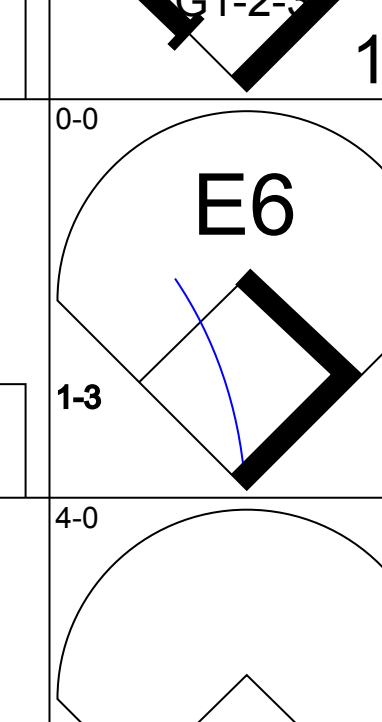
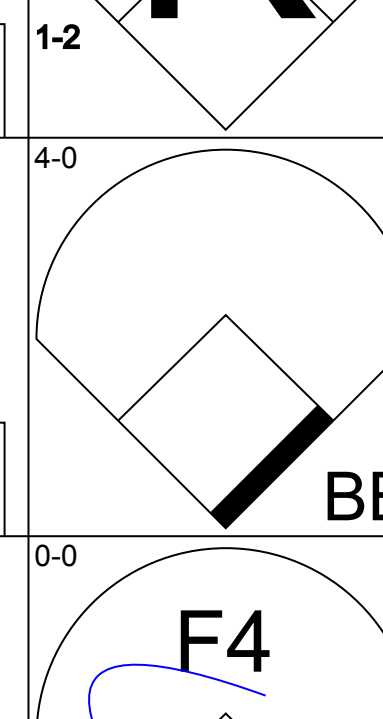
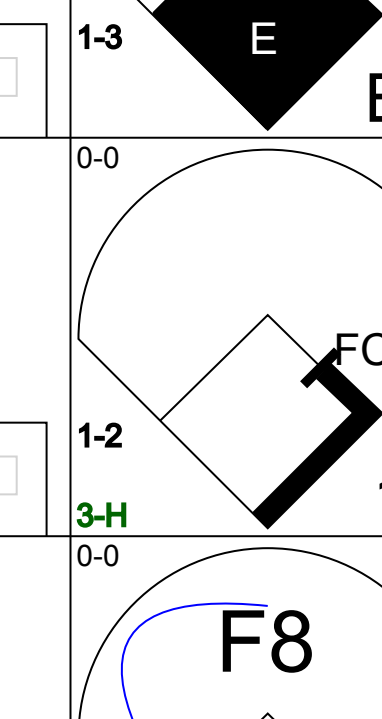
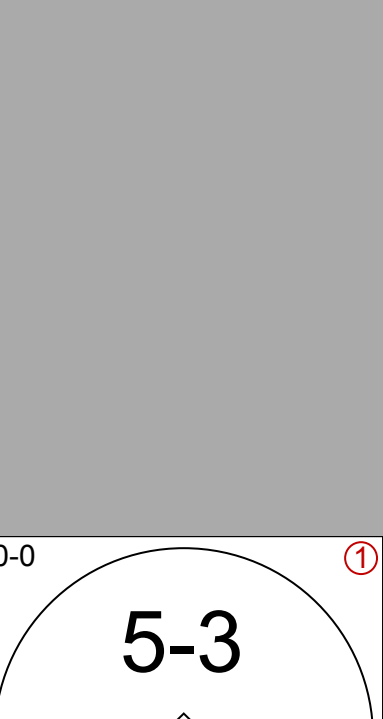
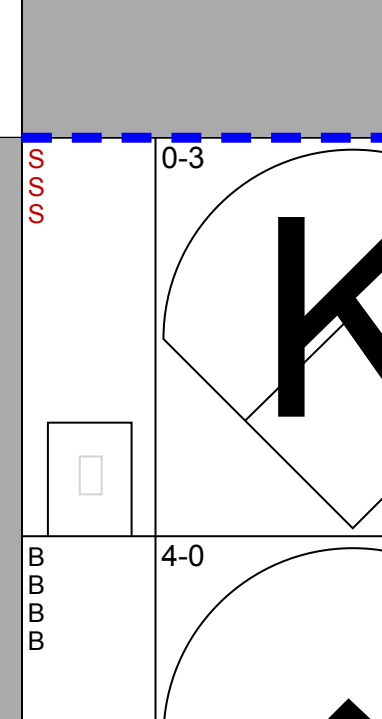
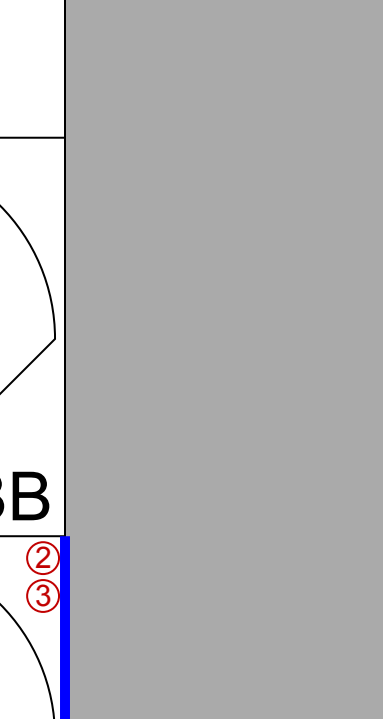

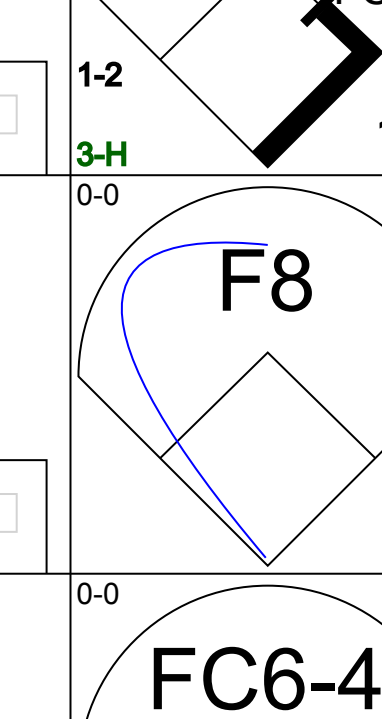

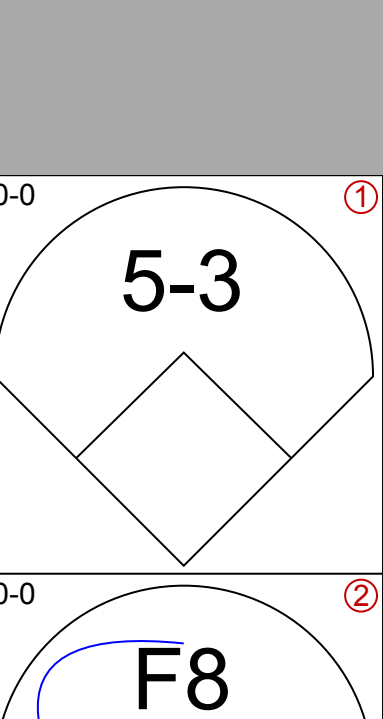
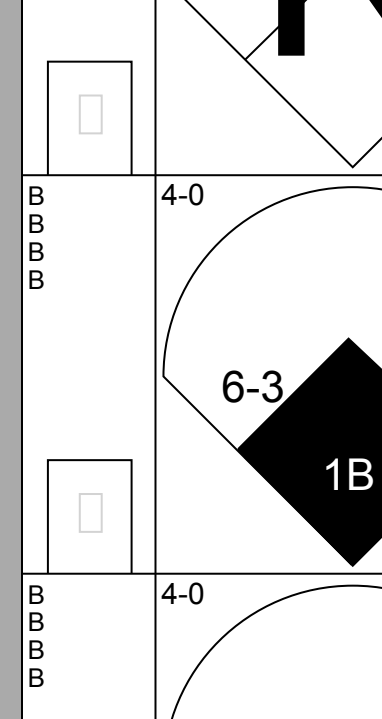
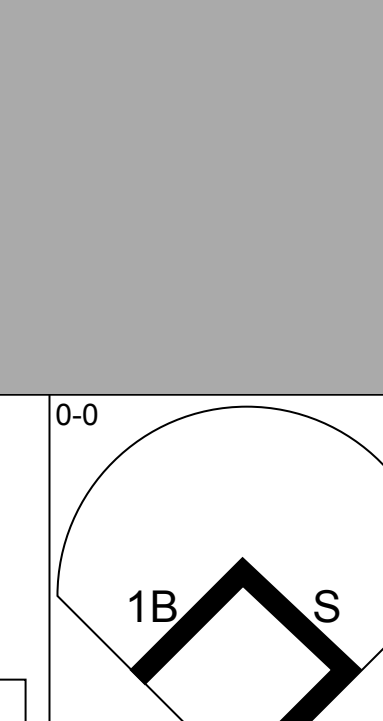
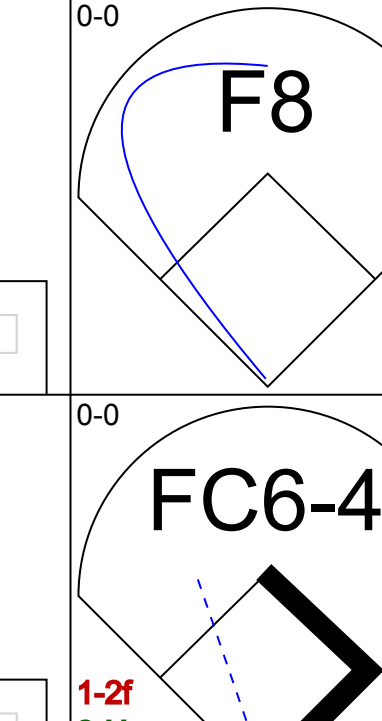
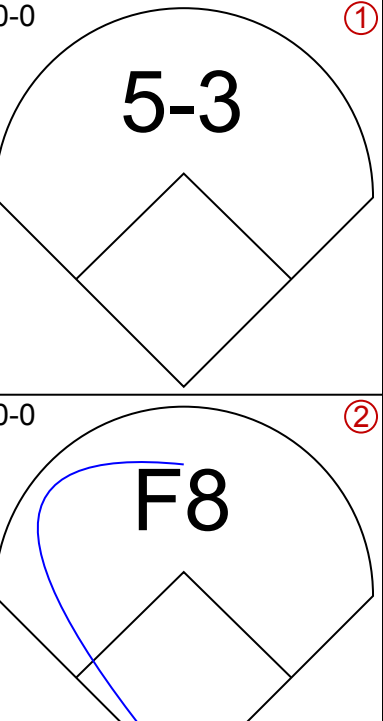
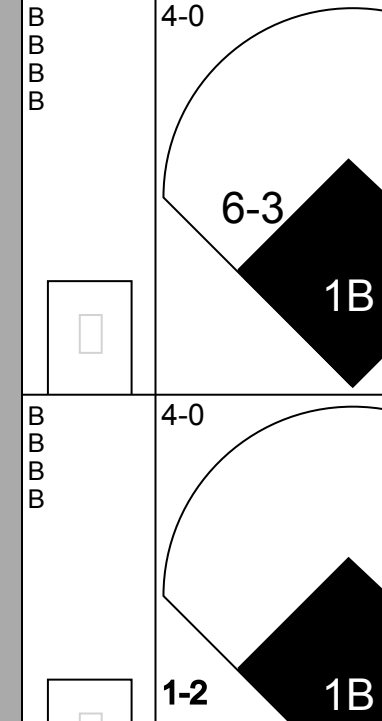
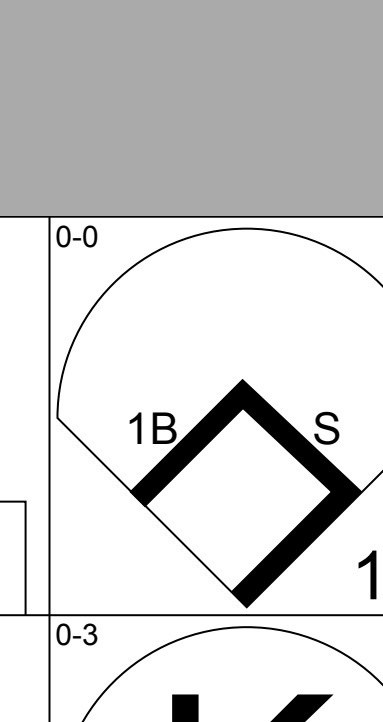


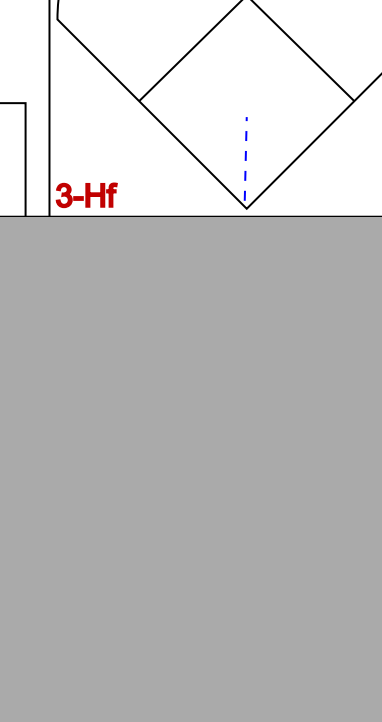
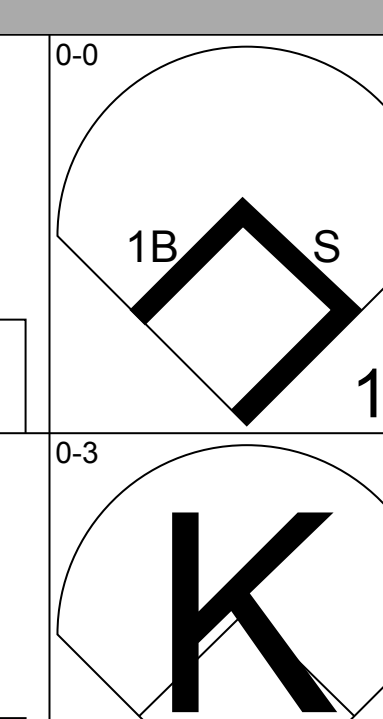





Batter	1	2	3	4	5	6	7	8	9	AB	R	H	RBI	BB	SO	LOB	TOP										
<b>Pete Rose, S</b> OBP: 0.378, SLG: 0.408	4-0 1B BB	0-0 1B		0-3 K			0-3 K		0-0 1-3	4	1	1	0	1	2	1	<b>Philadelphia Phillies @ Cincinnati Reds</b> Riverfront Stadium, Cincinnati, OH Wed Aug 19 1981, 7:05 PM EDT Att: 23,133 - Unknown										
<b>Manny Trillo, R</b> OBP: 0.347, SLG: 0.381	0-0 F9	0-0 CS 1B			0-0 2B		0-0 FC4-6 1B		0-0 L6	5	0	3	0	0	0	1											
<b>Gary Matthews, R</b> OBP: 0.381, SLG: 0.413	0-0 1B PB 1B	0-3 K			4-0 S BB		0-0 FC4-6 1-2			3	1	1	0	1	1	4											
<b>Mike Schmidt, R</b> OBP: 0.383, SLG: 0.605	0-0 PB 1B 1B		0-0 F9		0-3 K		0-3 K			4	1	1	1	0	2	3											
<b>Bake McBride, L</b> OBP: 0.327, SLG: 0.386	0-0 P6		0-0 G3		0-0 G3			0-0 F7		4	0	0	0	0	0	3											
<b>Gary Maddox, R</b> OBP: 0.312, SLG: 0.367	0-0 1B		0-0 1B			0-0 L6		0-0 S 1B		4	0	3	1	0	0	0											
<b>Keith Moreland, R</b> OBP: 0.266, SLG: 0.405	0-0 6-3		0-3 K			0-0 6-3		0-0 F7 1-2		4	0	0	0	0	1	3											
<b>Larry Bowa, S</b> OBP: 0.305, SLG: 0.309		0-0 5-3		0-0 4-3		0-0 P6		0-0 F8		4	0	0	0	0	0	1											
<b>Larry Christenson, R</b> OBP: 0.143, SLG: 0.115		0-0 6-3		0-3 K			0-0 1B S 1B		0-0 1-3	2	0	0	0	0	1	0											
<b>Greg Gross, L</b> OBP: 0.373, SLG: 0.371										1	0	1	0	0	0	0											
<b>Sparky Lytle, L</b> OBP: 0.333, SLG: 0.333										0	0	0	0	0	0	0											
<b>Tug McGraw, L</b> OBP: 0.333, SLG: 0.294										0	0	0	0	0	0	0											
<b>Del Unser, L</b> OBP: 0.333, SLG: 0.294										1	0	0	0	0	0	0											
<b>Inning Stats</b>	R: 3 E: 0 K: 0 S: 6	H: 3 LOB: 1 BB: 1 P: 10	R: 0 E: 0 K: 1 S: 7	H: 2 LOB: 2 BB: 0 P: 7	R: 0 E: 0 K: 1 S: 6	H: 1 LOB: 1 BB: 0 P: 6	R: 0 E: 0 K: 2 S: 7	H: 0 LOB: 0 BB: 0 P: 7	R: 0 E: 0 K: 1 S: 5	H: 1 LOB: 1 BB: 1 P: 9	R: 0 E: 0 K: 0 S: 3	H: 0 LOB: 0 BB: 0 P: 3	R: 0 E: 0 K: 2 S: 9	H: 2 LOB: 2 BB: 0 P: 9	R: 0 E: 0 K: 0 S: 4	H: 1 LOB: 1 BB: 0 P: 4	R: 0 E: 0 K: 0 S: 3	H: 0 LOB: 0 BB: 0 P: 3	1B: 9 2B: 1 3B: 0 HR: 0	SF: 0 SAC: 0 DP: 0 HBP: 0	WP: 0 PB: 1 SB: 3 CS: 1	PA: 38					
<b>PITCHER</b>	IP	WLS	BF	H	R	ER	SO	BB	IBB	HBP	BLK	WP	HR	S	P	ERA	WHIP										
<b>Bruce Berenyi, R</b> ERA: 4.03	(1, 1)	6.1	29	9	3	2	6	2	0	0	0	0	0	39	47	2.84	1.737										
<b>Paul Moskau, R</b> ERA: 3.53	(7, 1)	0.2	2	0	0	0	1	0	0	0	0	0	0	4	4	0.00	0.000										
<b>Tom Hume, R</b> ERA: 3.0	(8, 1)	2.0	W	7	1	0	0	0	0	0	0	0	0	7	7	0.00	0.500										

Batter	1	2	3	4	5	6	7	8	9	AB	R	H	RBI	BB	SO	LOB	BOTTOM										
<b>Dave Collins, S</b> OBP: 0.364, SLG: 0.405	0-0 6-3		0-0 G3		0-0 4-3 1B		4-0 L6-3 BB	0-3 K		4	0	1	0	1	1	3	<b>Philadelphia Phillies @ Cincinnati Reds</b> Riverfront Stadium, Cincinnati, OH Wed Aug 19 1981, 7:05 PM EDT Att: 23,133 - Unknown										
<b>Sam Mejias, R</b> OBP: 0.348, SLG: 0.381			0-3 2-3 SF7		0-0 4-3		0-0 L6-3			3	0	0	1	0	1	2											
<b>Ken Griffey, L</b> OBP: 0.345, SLG: 0.388	0-3 K		0-0 3-H 0-0 5-3		0-0 5-3			0-0 2B 1B		3	1	1	0	1	0	0											
<b>Dave Concepcion, R</b> OBP: 0.361, SLG: 0.445	4-0 WP BB			0-0 5-3				0-0 2B 1B		3	1	2	1	1	0	0											
<b>George Foster, R</b> OBP: 0.393, SLG: 0.588	4-0 1-2 BB			0-0 5-3		0-0 S 2B 1B		0-0 FC1-5 1-H 2B		3	1	2	1	1	0	0											
<b>Dan Driessen, L</b> OBP: 0.340, SLG: 0.367	0-0 P4			0-0 1B 1B		0-3 K		4-0 FC1-5 2B BB		3	2	1	0	1	1	3											
<b>Ray Knight, R</b> OBP: 0.335, SLG: 0.374		0-0 5-3		0-0 1B 1B		0-3 K		0-0 FC1-5 2B		4	1	1	0	0	1	3											
<b>Joe Nolan, L</b> OBP: 0.368, SLG: 0.431		0-0 F7		0-0 1-2 1B		0-0 2B		0-0 1B FC5-2 2B		4	0	3	4	0	0	0											
<b>Ron Oester, S</b> OBP: 0.347, SLG: 0.411		0-0 4-3		0-0 3-H F8		0-0 4-3		0-0 FC5-2 1B		4	0	1	0	0	0	3											
<b>Bruce Berenyi, R</b> OBP: 0.185, SLG: 0.240			0-0 G3 SF7 2B		0-3 K		0-0 4-3		0-0 FC5-2	2	1	1	0	0	1	2											
<b>Paul Moskau, R</b> ERA: 4.05										0	0	0	0	0	0	0											
<b>Junior Kennedy, R</b> OBP: 0.150, SLG: 0.158										1	0	0	0	0	0	0											
<b>Tom Hume, R</b> ERA: 3.46										1	0	0	0	0	0	2											
<b>Inning Stats</b>	R: 0 E: 0 K: 1 S: 5	H: 0 LOB: 2 BB: 2 P: 13	R: 0 E: 0 K: 0 S: 3	H: 0 LOB: 0 BB: 0 P: 3	R: 1 E: 0 K: 0 S: 4	H: 1 LOB: 0 BB: 0 P: 4	R: 1 E: 0 K: 1 S: 8	H: 3 LOB: 2 BB: 0 P: 8	R: 0 E: 0 K: 0 S: 3	H: 1 LOB: 0 BB: 0 P: 3	R: 1 E: 0 K: 2 S: 9	H: 2 LOB: 1 BB: 0 P: 9	R: 0 E: 0 K: 0 S: 2	H: 0 LOB: 0 BB: 1 P: 6	R: 3 E: 0 K: 1 S: 9	H: 4 LOB: 2 BB: 1 P: 13	1B: 7 2B: 5 3B: 0 HR: 0	SF: 1 SAC: 0 DP: 1 HBP: 0	WP: 1 PB: 0 SB: 1 CS: 0	PA: 37							
<b>PITCHER</b>	IP	WLS	BF	H	R	ER	SO	BB	IBB	HBP	BLK	WP	HR	S	P	ERA	WHIP										
<b>Larry Christenson, R</b> ERA: 4.05	(1, 1)	6.0	26	7	3	3	4	2	0	0	0	0	0	32	40	4.50	1.500										
<b>Sparky Lytle, L</b> ERA: 4.83	(7, 1)	1.1	L	9	4	3	3	2	0	0	0	0	0	7	15	20.25	4.500										
<b>Tug McGraw, L</b> ERA: 3.46	(8, 1)	0.2	2	0	0	0	1	0	0	0	0	0	0	4	4	0.00	0.000										



Batter	1	2	3	4	5	6	7	8	9	AB	R	H	RBI	BB	SO	LOB	TOP			
Tony Scott, S (1, 8) OBP: 0.278, SLG: 0.332										4	0	0	0	0	1	3	Houston Astros @ Philadelphia Phillies Veterans Stadium, Philadelphia, PA Fri Aug 21 1981, 7:05 PM EDT Att: 31,693 - Unknown			
Craig Reynolds, L (1, 6) Denny Walling, L (9, PH) OBP: 0.279, SLG: 0.412 OBP: 0.351, SLG: 0.383										4	0	2	1	0	0	2				
Terry Puhl, L (1, 9) OBP: 0.343, SLG: 0.386										3	0	1	0	1	1	0				
Jose Cruz, L (1, 7) Vern Riffe, R (7, 1) OBP: 0.330, SLG: 0.477 OBP: 0.571, SLG: 0.333										2	1	0	0	2	1	1				
Cesar Cedeno, R (1, 3) OBP: 0.338, SLG: 0.379										3	1	0	0	1	0	3				
Art Howe, R (1, 5) OBP: 0.378, SLG: 0.420										3	1	1	0	1	1	0				
Alan Ashby, S (1, 2) OBP: 0.326, SLG: 0.292										4	0	1	2	0	1	1				
Joe Pittman, R (1, 4) OBP: 0.346, SLG: 0.357										4	0	1	1	0	0	0				
Don Sutton, R (1, 1) Gary Woods, R (7, PH) OBP: 0.222, SLG: 0.125 OBP: 0.288, SLG: 0.261										2	0	1	0	0	1	0				
<b>Inning Stats</b>	R: 0 E: 0 K: 1 S: 5	H: 0 LOB: 0 BB: 0 P: 5	R: 3 E: 0 K: 0 S: 5	H: 3 LOB: 2 BB: 3 P: 17	R: 0 E: 0 K: 2 S: 7	H: 0 LOB: 0 BB: 0 P: 7	R: 0 E: 0 K: 0 S: 3	H: 1 LOB: 0 BB: 0 P: 3	R: 0 E: 0 K: 0 S: 6	H: 0 LOB: 0 BB: 0 P: 3	R: 1 E: 0 K: 0 S: 4	H: 2 LOB: 1 BB: 1 P: 8	R: 0 E: 0 K: 2 S: 7	H: 0 LOB: 0 BB: 0 P: 7	R: 0 E: 0 K: 1 S: 6	H: 1 LOB: 1 BB: 0 P: 6		1B: 7 2B: 1 3B: 0 HR: 0	SF: 0 SAC: 1 DP: 1 HBP: 0	WP: 1 PB: 0 SB: 0 CS: 0
<b>PITCHER</b>	IP WLS BF H R ER SO BB IBB HBP BLK WP HR S P ERA WHIP																			
Nino Espinosa, R (1, 1) ERA: 5.78	2.0	11	3	3	3	1	3	0	0	0	0	0	0	10	22	13.50	3.000			
Dickie Niles, R (3, 1) ERA: 8.31	4.0	15	2	0	0	3	2	0	0	0	0	0	0	19	27	0.00	1.000			
Sparky Lyle, L (7, 1) ERA: 4.93	1.0	W	5	2	1	1	0	1	0	0	0	0	0	4	8	9.00	3.000			
Ron Reed, R (8, 1) ERA: 2.97	1.0	S	3	0	0	0	2	0	0	0	0	0	0	7	7	0.00	0.000			
Tug McGraw, L (9, 1) ERA: 3.33	1.0	S	4	1	0	0	1	0	0	0	0	0	1	6	6	0.00	1.000			

Batter	1	2	3	4	5	6	7	8	9	AB	R	H	RBI	BB	SO	LOB	BOTTOM				
Pete Rose, S (1, 3) OBP: 0.381, SLG: 0.411										5	1	3	0	0	0	2	Houston Astros @ Philadelphia Phillies Veterans Stadium, Philadelphia, PA Fri Aug 21 1981, 7:05 PM EDT Att: 31,693 - Unknown				
Bake McBride, L (1, 9) OBP: 0.328, SLG: 0.390										4	1	2	0	1	1	3					
Gary Matthews, R (1, 7) OBP: 0.381, SLG: 0.410										4	1	1	1	1	1	4					
Mike Schmidt, R (1, 5) OBP: 0.387, SLG: 0.602										3	0	1	1	2	2	2					
Keith Moreland, R (1, 2) Luis Aguayo, R (7, PR) Ron Reed, R (8, 1) Del Unser, L (8, PH) Tug McGraw, R (9, 1) OBP: 0.265, SLG: 0.390 OBP: 0.226, SLG: 0.184 OBP: 0.333, SLG: 0.333 OBP: 0.326, SLG: 0.286 OBP: 0.315, SLG: 0.367										3	0	0	0	1	0	4					
Gary Maddox, R (1, 8) OBP: 0.315, SLG: 0.367										3	1	1	0	1	0	1					
Manny Trillo, R (1, 4) OBP: 0.341, SLG: 0.374										4	0	0	0	0	1	4					
Larry Bowa, S (1, 6) OBP: 0.308, SLG: 0.312										4	0	2	2	0	0	0					
Nino Espinosa, R (1, 1) Greg Gross, (2, PH) Dickie Niles, R (3, 1) Ramon Aviles, R (6, PH) Sparky Lyle, L (7, 1) Bob Boone, R (7, PH) OBP: 0.158, SLG: 0.158 OBP: 0.269, SLG: 0.396 OBP: 0.297, SLG: 0.320										0	0	0	0	0	0	0					
<b>Inning Stats</b>	R: 0 E: 0 K: 1 S: 6	H: 1 LOB: 2 BB: 1 P: 10	R: 0 E: 0 K: 1 S: 7	H: 2 LOB: 0 BB: 0 P: 7	R: 2 E: 1 K: 0 S: 4	H: 1 LOB: 1 BB: 2 P: 12	R: 1 E: 0 K: 2 S: 10	H: 3 LOB: 2 BB: 0 P: 10	R: 0 E: 0 K: 0 S: 3	H: 0 LOB: 0 BB: 0 P: 3	R: 0 E: 0 K: 1 S: 6	H: 1 LOB: 2 BB: 1 P: 10	R: 2 E: 0 K: 1 S: 6	H: 1 LOB: 2 BB: 2 P: 14	R: 0 E: 1 K: 0 S: 4	H: 1 LOB: 2 BB: 1 P: 8		1B: 10 2B: 0 3B: 0 HR: 0	SF: 0 SAC: 0 DP: 1 HBP: 0	WP: 0 PB: 0 SB: 2 CS: 0	PA: 41
<b>PITCHER</b>	IP WLS BF H R ER SO BB IBB HBP BLK WP HR S P ERA WHIP																				
Don Sutton, R (1, 1) ERA: 3.19	6.0	L	11	2	2	2	1	2	1	0	0	1	0	0	10	22	9.00	2.000			
Vern Riffe, R (7, 1) ERA: 3.99	2.0	L	11	2	2	2	1	2	1	0	0	0	0	0	10	22	9.00	2.000			



Batter	1	2	3	4	5	6	7	8	9	AB	R	H	RBI	BB	SO	LOB	TOP					
Tony Scott, S (1, 8) OBP: 0.281, SLG: 0.343	F8				L4												4 0 2 1 0 0 1					
Craig Reynolds, L (1, 6) OBP: 0.274, SLG: 0.404 Frank LaCorte, R (7, 1) OBP: 0.500, SLG: 0.500	K		K			4-3	G3										4 0 0 0 0 2 2 0 0 0 0 0 0 0					
Terry Puhl, L (1, 9) OBP: 0.341, SLG: 0.382				F8		F5		K									3 0 0 0 1 1 0					
Jose Cruz, L (1, 7) OBP: 0.325, SLG: 0.469	4-3			F3		F8		3-1									4 0 0 0 0 0 1					
Cesar Cedeno, R (1, 3) OBP: 0.340, SLG: 0.386			F9		6-3												4 1 2 0 0 0 0					
Art Howe, R (1, 5) OBP: 0.378, SLG: 0.419 Dave Roberts, R (7, 5) OBP: 0.233, SLG: 0.341			F5														3 1 1 0 0 0 1 1 0 0 0 0 0 1					
Alan Ashby, S (1, 2) OBP: 0.332, SLG: 0.294 Luis Pujols, R (9, PH) OBP: 0.321, SLG: 0.329			F8														2 1 1 0 1 0 0 1 0 0 0 0 0 0					
Joe Pittman, R (1, 4) OBP: 0.333, SLG: 0.347				6-3		SF9		6-3									3 0 0 1 0 0 2					
Joe Niekro, R (1, 1) OBP: 0.211, SLG: 0.167 Harry Spilman, L (5, PH) OBP: 0.324, SLG: 0.267 Billy Smith, R (5, 1) OBP: 0.296, SLG: 0.258				6-3													1 0 0 0 0 0 0 1 0 0 0 0 0 1 0 0 0 0 0 0 0 1 1 1 2 0 0 0 1 0 0 0 0 0 0					
Denny Walling, L (7, PH) OBP: 0.356, SLG: 0.398 Dickie Thorn, R (7, 6) OBP: 0.296, SLG: 0.258																	1 0 0 0 0 0 0 1 0 0 0 0 0 0 1 1 1 2 0 0 0 1 0 0 0 0 0 0					
<b>Inning Stats</b>	R: 0 E: 0 K: 1 S: 5	H: 0 LOB: 1 BB: 1 P: 9	R: 0 E: 0 K: 0 S: 3	H: 0 LOB: 0 BB: 0 P: 3	R: 0 E: 0 K: 1 S: 6	H: 1 LOB: 1 BB: 0 P: 6	R: 0 E: 0 K: 0 S: 3	H: 0 LOB: 0 BB: 0 P: 3	R: 1 E: 0 K: 0 S: 5	H: 2 LOB: 1 BB: 0 P: 5	R: 0 E: 0 K: 0 S: 3	H: 0 LOB: 0 BB: 0 P: 3	R: 3 E: 0 K: 0 S: 6	H: 3 LOB: 1 BB: 1 P: 10	R: 0 E: 0 K: 1 S: 6	H: 1 LOB: 1 BB: 0 P: 6	R: 0 E: 0 K: 0 S: 3	H: 0 LOB: 0 BB: 0 P: 3	1B: 4 2B: 2 3B: 1 HR: 0	SF: 1 SAC: 0 DP: 0 HBP: 0	WP: 0 PB: 0 SB: 0 CS: 0	PA: 36
<b>PITCHER</b>	IP WLS BF H R ER SO BB IBB HBP BLK WP HR S P ERA WHIP																					
Dick Ruthven, R (1, 1) ERA: 4.56	6.2 W 28 6 4 4 2 2 0 0 0 0 0 0 30 38 5.40 1.200																					
Sparky Lyle, L (7, 1) ERA: 4.67	2.1 8 1 0 0 1 0 0 0 0 0 0 0 10 10 0.00 0.429																					

Houston Astros @ Philadelphia Phillies  
Veterans Stadium, Philadelphia, PA  
Sat Aug 22 1981, 3:33 AM EDT  
Att: 35,199 - Unknown


AB 33  
R 4  
H 7  
RBI 4  
BB 2  
SO 3  
LOB 9



Batter	1	2	3	4	5	6	7	8	9	AB	R	H	RBI	BB	SO	LOB	BOTTOM			
Pete Rose, S (1, 3) OBP: 0.380, SLG: 0.409 Luis Aguayo, R (7, 6) OBP: 0.226, SLG: 0.184	6-3																4 1 1 0 0 0 1 0 0 0 0 0 0 0			
Bake McBride, L (1, 9) OBP: 0.348, SLG: 0.398 Dick Davis, R (7, 9) OBP: 0.437, SLG: 0.476																	3 0 2 1 0 0 0 1 0 0 0 0 0 0			
Gary Matthews, R (1, 7) OBP: 0.383, SLG: 0.413																	3 1 2 1 0 0 1			
Mike Schmidt, R (1, 5) OBP: 0.388, SLG: 0.611																	3 1 1 2 1 0 0			
Keith Moreland, R (1, 2) OBP: 0.287, SLG: 0.475																	3 3 2 2 1 1 1			
Gary Maddox, R (1, 8) OBP: 0.310, SLG: 0.360																	4 0 0 0 0 0 1			
Manny Trillo, R (1, 4) OBP: 0.350, SLG: 0.403 John Vukovich, R (7, 4)																	3 1 3 2 0 0 0 1 0 0 0 0 1 0			
Larry Bowa, S (1, 6) OBP: 0.304, SLG: 0.308 Del Unser, L (7, 3) OBP: 0.318, SLG: 0.278																	3 0 0 0 0 0 2 1 0 0 0 0 1 0			
Dick Ruthven, R (1, 1) OBP: 0.189, SLG: 0.229 Sparky Lyle, L (7, 1) OBP: 0.333, SLG: 0.333																	3 1 1 0 0 0 1 0 0 0 0 0 0 0			
<b>Inning Stats</b>	R: 0 E: 0 K: 0 S: 3	H: 1 LOB: 0 BB: 0 P: 3	R: 1 E: 0 K: 0 S: 5	H: 2 LOB: 1 BB: 0 P: 5	R: 2 E: 0 K: 0 S: 5	H: 3 LOB: 0 BB: 0 P: 5	R: 2 E: 0 K: 0 S: 4	H: 1 LOB: 0 BB: 1 P: 8	R: 3 E: 0 K: 0 S: 6	H: 3 LOB: 0 BB: 0 P: 6	R: 0 E: 0 K: 0 S: 4	H: 1 LOB: 1 BB: 0 P: 4	R: 0 E: 0 K: 1 S: 5	H: 1 LOB: 1 BB: 1 P: 9	R: 0 E: 0 K: 2 S: 7	H: 0 LOB: 0 BB: 0 P: 7	1B: 7 2B: 2 3B: 0 HR: 4	SF: 1 SAC: 0 DP: 1 HBP: 0	WP: 0 PB: 0 SB: 2 CS: 1	PA: 35
<b>PITCHER</b>	IP WLS BF H R ER SO BB IBB HBP BLK WP HR S P ERA WHIP																			
Joe Niekro, R (1, 1) ERA: 3.04	4.0 L 18 7 5 5 0 1 0 0 0 0 0 2 17 21 11.25 2.000																			
Billy Smith, R (5, 1) ERA: 6.75	2.0 10 4 3 3 0 0 0 0 0 0 2 10 10 13.50 2.000																			
Frank LaCorte, R (7, 1) ERA: 4.03	2.0 7 1 0 0 3 1 0 0 0 0 0 0 12 16 0.00 1.000																			

Houston Astros @ Philadelphia Phillies  
Veterans Stadium, Philadelphia, PA  
Sat Aug 22 1981, 3:33 AM EDT  
Att: 35,199 - Unknown

AB 32  
R 8  
H 12  
RBI 8  
BB 2  
SO 3  
LOB 7





Batter	1	2	3	4	5	6	7	8	9	AB	R	H	RBI	BB	SO	LOB	TOP										
Tony Scott, S OBP: 0.277, SLG: 0.337 (1, 8)										4	0	0	0	0	2	2											
Kiko Garcia, R OBP: 0.289, SLG: 0.250 (1, 6)										3	0	0	0	1	1	0											
Cesar Cedeno, R OBP: 0.339, SLG: 0.381 (1, 3)										3	0	0	0	1	1	1											
Jose Cruz, L OBP: 0.324, SLG: 0.466 (1, 7)										4	0	1	0	0	1	1											
Art Howe, R OBP: 0.376, SLG: 0.416 (1, 5)										4	0	1	0	0	0	2											
Gary Woods, R OBP: 0.277, SLG: 0.250 (1, 9)										3	0	0	0	0	0	1											
Luis Pujols, R OBP: 0.321, SLG: 0.319 (1, 2)										2	0	0	0	1	1	0											
Dickie Thon, R OBP: 0.301, SLG: 0.281 (1, 4)										2	0	1	0	0	0	0											
Bob Knepper, L OBP: 0.152, SLG: 0.156 Joe Pittman, R OBP: 0.330, SLG: 0.343 Billy Smith, R OBP: 0.227, SLG: 0.333 Dave Roberts, R OBP: 0.227, SLG: 0.333 Joe Sambito, L OBP: 0.227, SLG: 0.333 (1, 1)										1	0	0	0	0	1	1											
										1	0	0	0	0	0	0											
										0	0	0	0	0	0	0											
										1	0	0	0	0	0	1											
										0	0	0	0	0	0	0											
<b>Inning Stats</b>	R: 0 E: 0 K: 1 S: 5	H: 0 LOB: 0 BB: 0 P: 5	R: 0 E: 0 K: 1 S: 5	H: 0 LOB: 0 BB: 0 P: 5	R: 0 E: 0 K: 2 S: 7	H: 0 LOB: 1 BB: 1 P: 11	R: 0 E: 0 K: 1 S: 6	H: 1 LOB: 1 BB: 0 P: 6	R: 0 E: 0 K: 1 S: 5	H: 0 LOB: 0 BB: 0 P: 5	R: 0 E: 0 K: 0 S: 3	H: 1 LOB: 0 BB: 0 P: 3	R: 0 E: 0 K: 0 S: 4	H: 1 LOB: 1 BB: 0 P: 4	R: 0 E: 0 K: 0 S: 3	H: 0 LOB: 1 BB: 1 P: 7	1B: 2 2B: 1 3B: 0 HR: 0	SF: 0 SAC: 1 DP: 0 HBP: 0	WP: 0 PB: 0 SB: 1 CS: 0	PA: 32							
<b>PITCHER</b>	IP	WLS	BF	H	R	ER	SO	BB	IBB	HBP	BLK	WP	HR	S	P	ERA	WHIP										
Steve Carlton, L ERA: 2.76 Tug McGraw, L ERA: 3.1	(1, 1)	7.0	W	24	2	0	7	2	0	0	0	0	0	36	44	0.00	0.571										
	(8, 1)	2.0		8	1	0	0	1	0	0	0	0	0	7	11	0.00	1.000										

Houston Astros @ Philadelphia Phillies  
Veterans Stadium, Philadelphia, PA  
Sun Aug 23 1981, 7:05 PM EDT  
Att: 30,630 - Unknown


AB 28  
R 0  
H 3  
RBI 0  
BB 3  
SO 7  
LOB 9



Batter	1	2	3	4	5	6	7	8	9	AB	R	H	RBI	BB	SO	LOB	BOTTOM										
Lonnie Smith, R OBP: 0.337, SLG: 0.333 Tug McGraw, R (8, 1)										3	2	1	0	0	0	0											
Pete Rose, S OBP: 0.381, SLG: 0.410 Greg Gross, L OBP: 0.369, SLG: 0.366 (1, 3)										4	1	2	1	0	0	0											
Gary Matthews, R OBP: 0.377, SLG: 0.406 (1, 7)										4	1	0	0	0	1	4											
Mike Schmidt, R OBP: 0.391, SLG: 0.629 Luis Aguayo, R OBP: 0.241, SLG: 0.184 (1, 5)										3	2	2	4	0	0	0											
Keith Moreland, R OBP: 0.286, SLG: 0.464 (1, 2)										4	0	1	0	0	0	2											
Gary Maddox, R OBP: 0.313, SLG: 0.367 (1, 8)										4	0	2	1	0	0	1											
Manny Trillo, R OBP: 0.344, SLG: 0.395 (1, 4)										4	0	0	0	0	0	4											
Larry Bowa, S OBP: 0.300, SLG: 0.304 (1, 6)										3	0	0	0	0	0	1											
Steve Carlton, L OBP: 0.196, SLG: 0.273 John Vukovich, R (8, 3)										3	0	1	0	0	0	0											
										0	0	0	0	0	0	0											
<b>Inning Stats</b>	R: 0 E: 0 K: 0 S: 3	H: 2 LOB: 1 BB: 0 P: 3	R: 1 E: 0 K: 0 S: 5	H: 2 LOB: 1 BB: 0 P: 5	R: 4 E: 1 K: 0 S: 7	H: 5 LOB: 1 BB: 0 P: 8	R: 1 E: 0 K: 1 S: 7	H: 2 LOB: 1 BB: 0 P: 7	R: 0 E: 0 K: 0 S: 3	H: 0 LOB: 0 BB: 0 P: 3	R: 0 E: 0 K: 0 S: 3	H: 0 LOB: 0 BB: 0 P: 3	R: 0 E: 0 K: 0 S: 3	H: 0 LOB: 1 BB: 1 P: 7	R: 0 E: 0 K: 0 S: 3	H: 0 LOB: 1 BB: 1 P: 7	1B: 5 2B: 3 3B: 0 HR: 1	SF: 0 SAC: 0 DP: 1 HBP: 1	WP: 0 PB: 0 SB: 1 CS: 0	PA: 34							
<b>PITCHER</b>	IP	WLS	BF	H	R	ER	SO	BB	IBB	HBP	BLK	WP	HR	S	P	ERA	WHIP										
Bob Knepper, L ERA: 1.99 Billy Smith, R ERA: 5.19 Joe Sambito, L ERA: 1.4	(1, 1)	5.0	L	24	9	6	1	0	0	0	0	0	0	25	26	10.80	1.800										
	(6, 1)	2.0		6	0	0	0	0	0	0	0	0	0	6	6	0.00	0.000										
	(8, 1)	1.0		4	0	0	0	1	0	0	0	0	0	3	7	0.00	1.000										

Houston Astros @ Philadelphia Phillies  
Veterans Stadium, Philadelphia, PA  
Sun Aug 23 1981, 7:05 PM EDT  
Att: 30,630 - Unknown

AB 32  
R 6  
H 9  
RBI 6  
BB 1  
SO 1  
LOB 12





Batter	1	2	3	4	5	6	7	8	9	10	11	12	13	AB R H RBI BB SO LOB	TOP	
<b>Brett Butler, L</b> OBP: 0.250, SLG: 0.286 (1, 7)														3 0 0 0 1 0 1 1 1 0 0 1 0 0	<b>Atlanta Braves @ Philadelphia Phillies</b> Veterans Stadium, Philadelphia, PA Mon Aug 24 1981, 7:05 PM EDT Att. 23,383 - Unknown	
<b>Claudell Washington, L</b> OBP: 0.299, SLG: 0.417 <b>Rufino Linares, R</b> OBP: 0.299, SLG: 0.373 (9, PH)														4 0 1 0 0 0 1 2 0 0 0 0 0 1		
<b>Bob Horner, R</b> OBP: 0.340, SLG: 0.436 <b>Eddie Miller, S</b> OBP: 0.282, SLG: 0.270 (9, PR)														5 0 2 1 0 0 1 1 1 0 0 0 1 0		
<b>Chris Chambliss, L</b> OBP: 0.356, SLG: 0.412 (1, 3)														6 1 2 1 0 0 2		
<b>Dale Murphy, R</b> OBP: 0.321, SLG: 0.378 (1, 8)														6 0 0 0 0 1 1		
<b>Glenn Hubbard, R</b> OBP: 0.325, SLG: 0.355 (1, 4)														6 1 3 0 0 0 2		
<b>Bruce Benedict, R</b> OBP: 0.339, SLG: 0.359 (1, 2)														6 1 1 0 0 1 3		
<b>Rafael Ramirez, R</b> OBP: 0.286, SLG: 0.279 (1, 6)														5 0 2 2 1 0 2		
<b>Tommy Boggs, R</b> OBP: 0.322, SLG: 0.232 <b>Rick Camp, R</b> ERA: 1.47 (8, PH)														4 0 0 0 0 0 5 0 0 0 0 0 0 0 1 0 0 0 0 0 1 0 0 0 0 0 0 0 1 0 0 0 0 0 1 0 0 0 0 0 0 0		
<b>Brian Asstestling, L</b> OBP: 0.244, SLG: 0.249 <b>Gene Garber, R</b> ERA: 3.86 <b>Larry Owen, R</b> ERA: 1.11 <b>Al Hrabosky, L</b> ERA: 1.11 (10, PH)														4 0 0 0 0 0 5 0 0 0 0 0 0 0 1 0 0 0 0 0 1 0 0 0 0 0 0 0 1 0 0 0 0 0 1 0 0 0 0 0 0 0		
<b>Inning Stats</b>	R: 0 H: 0 E: 0 K: 1 S: 5	R: 0 H: 1 E: 1 K: 0 S: 5	R: 0 H: 1 E: 0 K: 0 S: 4	R: 3 H: 3 E: 1 K: 0 S: 7	R: 0 H: 0 E: 0 K: 0 S: 3	R: 0 H: 2 E: 0 K: 1 S: 7	R: 0 H: 1 E: 0 K: 0 S: 4	R: 0 H: 1 E: 0 K: 0 S: 7	R: 2 H: 2 E: 1 K: 0 S: 5	R: 0 H: 0 E: 0 K: 2 S: 7	R: 0 H: 0 E: 0 K: 2 S: 7	R: 0 H: 0 E: 0 K: 0 S: 3	R: 0 H: 0 E: 0 K: 1 S: 5	1B: 7 2B: 4 3B: 0 HR: 1		WP: 0 PA: 54
<b>PITCHER</b>	IP WLS BF H R ER SO BB IBB HBP BLK WP HR S P ERA WHIP															
<b>Larry Christenson, R</b> ERA: 3.9 (8, 1)	8.0 36 9 3 2 2 1 1 0 0 0 1 38 46 2.25 1.250															
<b>Sparky Lyle, L</b> ERA: 4.84 (9, 1)	0.1 4 2 2 1 0 0 0 0 0 0 0 3 7 27.00 9.000															
<b>Ron Reed, R</b> ERA: 2.82 (10, 1)	0.2 2 0 0 0 0 0 0 0 0 0 0 2 2 0.00 0.000															
<b>Tug McGraw, L</b> ERA: 2.73 (10, 1)	4.0 W 12 0 0 0 5 0 0 0 0 0 0 22 22 0.00 0.000															

Batter	1	2	3	4	5	6	7	8	9	10	11	12	13	AB R H RBI BB SO LOB	BOTTOM	
<b>Pete Rose, S</b> OBP: 0.354, SLG: 0.408 (1, 3)														4 2 1 0 2 1 1	<b>Atlanta Braves @ Philadelphia Phillies</b> Veterans Stadium, Philadelphia, PA Mon Aug 24 1981, 7:05 PM EDT Att. 23,383 - Unknown	
<b>Bake McBride, L</b> OBP: 0.330, SLG: 0.386 (1, 9)														6 0 1 0 0 0 2		
<b>Gary Matthews, R</b> OBP: 0.376, SLG: 0.402 (1, 7)														5 1 1 0 1 1 2		
<b>Mike Schmidt, R</b> OBP: 0.394, SLG: 0.636 (1, 5)														5 1 2 4 1 1 2		
<b>Keith Moreland, R</b> OBP: 0.289, SLG: 0.456 (1, 2)														6 1 2 0 0 0 1		
<b>Garry Maddox, R</b> OBP: 0.310, SLG: 0.366 (1, 8)														6 0 1 0 0 1 3		
<b>Manny Trillo, R</b> OBP: 0.348, SLG: 0.417 (1, 4)														6 2 3 2 0 0 1		
<b>Larry Bowa, S</b> OBP: 0.301, SLG: 0.305 (9, 6)														3 0 1 0 0 1 1 0 0 0 0 0 0 0 0 0 0 0 0 1 0 1 0 0 0 0 0 0		
<b>Dick Davis, R</b> OBP: 0.244, SLG: 0.476 <b>Ramon Aviles, R</b> OBP: 0.222, SLG: 0.125 (10, 6)														1 0 0 0 0 0 0		
<b>Larry Christenson, R</b> ERA: 4.3 <b>Rick Camp, R</b> ERA: 1.47 (8, 1)														2 0 0 0 0 2 1 1 0 1 0 0 0 0 0 1 1 0 0 0 0 0 0		
<b>Inning Stats</b>	R: 1 H: 2 E: 1 K: 1 S: 6	R: 0 H: 1 E: 0 K: 1 S: 5	R: 0 H: 0 E: 0 K: 1 S: 5	R: 0 H: 0 E: 0 K: 1 S: 5	R: 0 H: 1 E: 1 K: 1 S: 6	R: 0 H: 1 E: 0 K: 0 S: 3	R: 0 H: 1 E: 0 K: 0 S: 4	R: 3 H: 2 E: 0 K: 0 S: 5	R: 1 H: 1 E: 1 K: 1 S: 6	R: 0 H: 1 E: 0 K: 1 S: 6	R: 0 H: 0 E: 0 K: 0 S: 3	R: 0 H: 0 E: 0 K: 0 S: 3	R: 2 H: 2 E: 0 K: 0 S: 4	1B: 8 2B: 2 3B: 0 HR: 2		WP: 0 PA: 52
<b>PITCHER</b>	IP WLS BF H R ER SO BB IBB HBP BLK WP HR S P ERA WHIP															
<b>Tommy Boggs, R</b> ERA: 4.3 (8, 1)	7.2 30 7 3 3 5 3 0 0 0 0 0 1 8 12 3.52 1.304															
<b>Rick Camp, R</b> ERA: 1.47 (10, 1)	1.1 7 2 2 1 1 1 0 0 0 0 0 1 8 12 6.75 2.250															
<b>Gene Garber, R</b> ERA: 3.86 (10, 6)	3.0 11 1 0 0 1 1 0 0 0 0 0 12 16 0.00 0.667															
<b>Al Hrabosky, L</b> ERA: 1.11 (13, 1)	0.2 L 4 2 2 2 0 0 0 0 0 0 0 1 4 4 27.00 3.000															












Batter	1	2	3	4	5	6	7	8	9	10	AB	R	H	RBI	BB	SO	LOB					
Lonnie Smith, R OBP: 0.330, SLG: 0.319 Greg Gross, S OBP: 0.348, SLG: 0.342	6-3		FC6-4		F8			6-3			4	0	0	0	0	0	1					
Pete Rose, S OBP: 0.381, SLG: 0.401	L1			1B				F7			4	1	2	0	0	0	0					
Gary Matthews, R OBP: 0.367, SLG: 0.394	4-3			F5				FC4-6		F7	4	0	0	0	0	0	2					
Mike Schmidt, R OBP: 0.403, SLG: 0.633		5-3						L7			2	1	0	0	2	0	1					
Keith Moreland, R OBP: 0.234, SLG: 0.446										G4-6-3	4	0	2	1	0	0	2					
Garry Maddox, R OBP: 0.302, SLG: 0.357											4	0	0	0	0	0	2					
Manny Trillo, R OBP: 0.340, SLG: 0.405											4	0	1	0	0	0	2					
Larry Bowa, S OBP: 0.294, SLG: 0.298 Tug McGraw, R (7, 1)											3	0	0	0	0	0	2					
Del Unser, L OBP: 0.313, SLG: 0.256 Sparky Lyle, L OBP: 0.333, SLG: 0.333											1	0	0	0	0	0	0					
Steve Carlton, L OBP: 0.188, SLG: 0.261 Ron Reed, R OBP: 0.333, SLG: 0.333 Luis Aguayo, R OBP: 0.228, SLG: 0.173											2	0	0	0	0	1	1					
<b>Inning Stats</b>	R: 0 E: 0 K: 0 S: 3	H: 0 LOB: 0 BB: 0 P: 3	R: 0 E: 0 K: 0 S: 3	H: 1 LOB: 0 BB: 0 P: 3	R: 0 E: 0 K: 0 S: 4	H: 1 LOB: 1 BB: 0 P: 4	R: 2 E: 1 K: 0 S: 5	H: 2 LOB: 1 BB: 1 P: 9	R: 0 E: 0 K: 1 S: 5	H: 0 LOB: 0 BB: 0 P: 5	R: 0 E: 0 K: 0 S: 4	H: 1 LOB: 1 BB: 0 P: 4	R: 0 E: 1 K: 0 S: 3	H: 0 LOB: 0 BB: 0 P: 3	R: 0 E: 0 K: 0 S: 2	H: 0 LOB: 0 BB: 1 P: 6	R: 0 E: 0 K: 0 S: 3	H: 0 LOB: 0 BB: 0 P: 3	1B: 5 2B: 0 3B: 0 HR: 0	SF: 0 SAC: 0 DP: 3 HBP: 0	WP: 0 PB: 0 SB: 0 CS: 0	PA: 35
<b>PITCHER</b>	IP	WLS	BF	H	R	ER	SO	BB	IBB	HBP	BLK	WP	HR	S	P	ERA	WHIP					
Bob Knepper, L ERA: 1.95	7.0		26	5	2	1	1	1	0	0	0	0	0	27	31	1.29	0.857					
Frank LaCorte, R ERA: 3.73	2.0		6	0	0	0	0	1	0	0	0	0	0	5	9	0.00	0.500					
Dave Smith, R ERA: 3.61	1.0	W	3	0	0	0	0	0	0	0	0	0	0	3	3	0.00	0.000					

**Philadelphia Phillies @ Houston Astros**  
Astrodome, Houston, TX  
Fri Aug 28 1981, 8:05 PM EDT  
Att: 29,482 - Unknown


AB 33  
R 2  
H 5  
RBI 1  
BB 2  
SO 1  
LOB 13



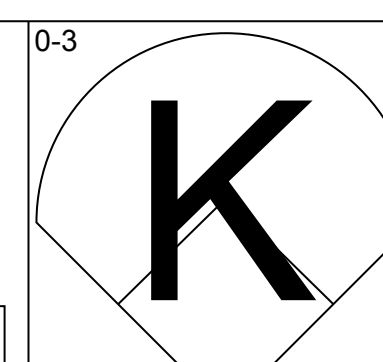
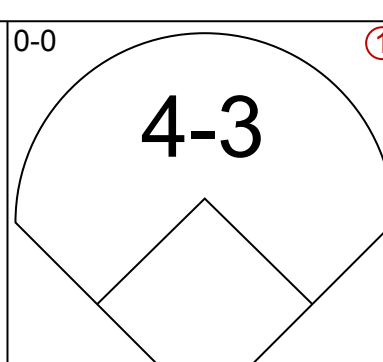
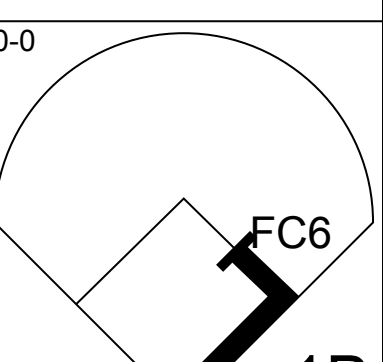
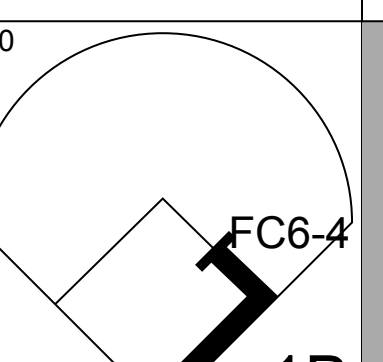
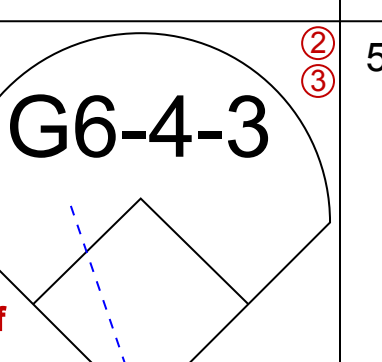
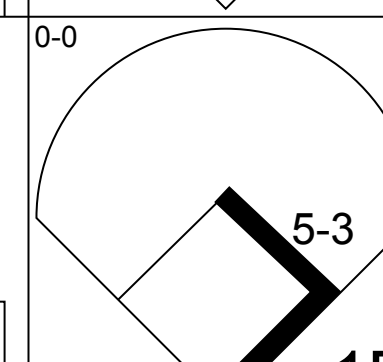
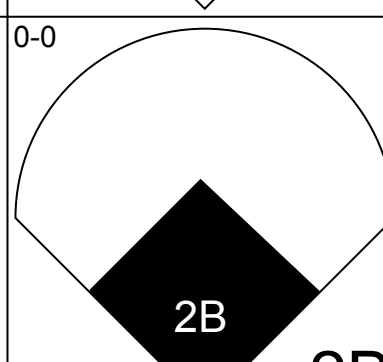
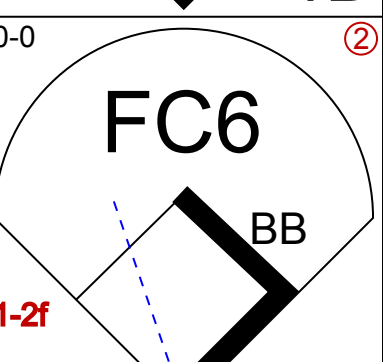
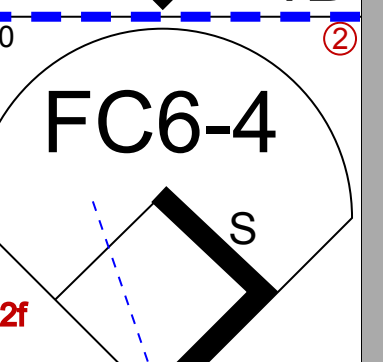
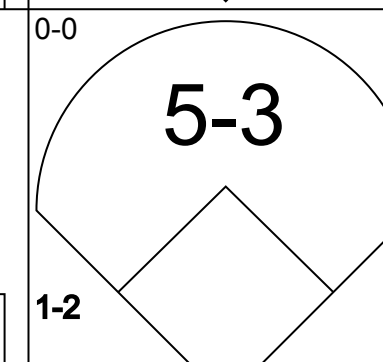
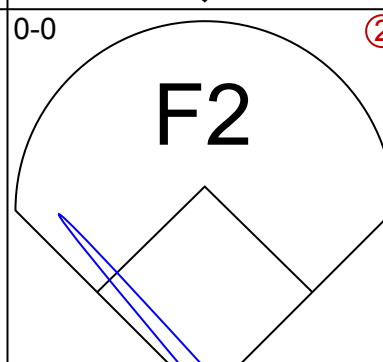
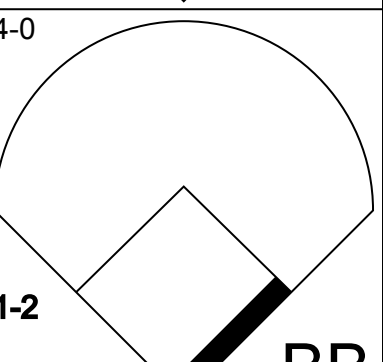
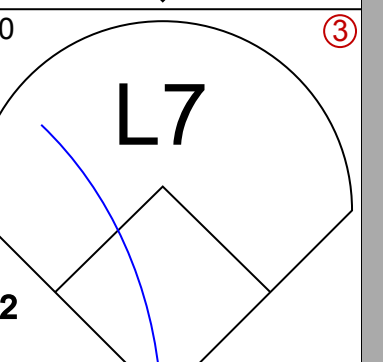
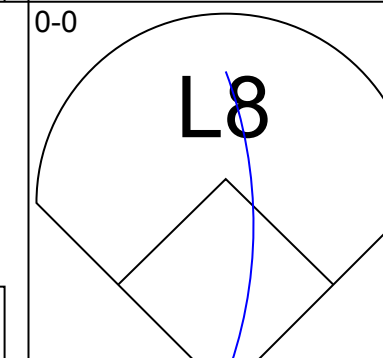
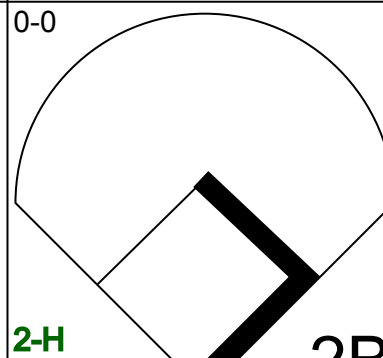
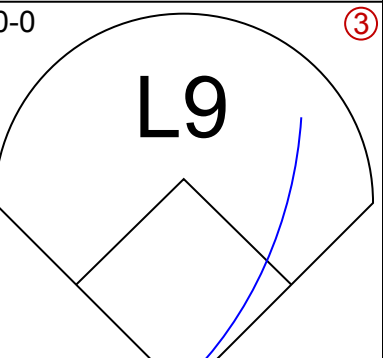

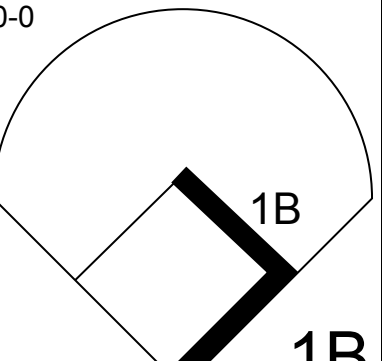
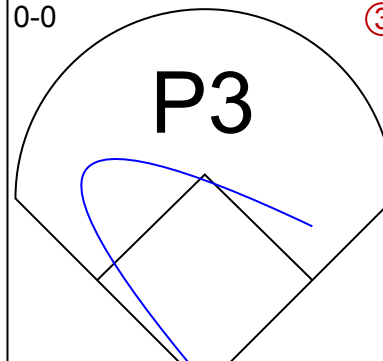
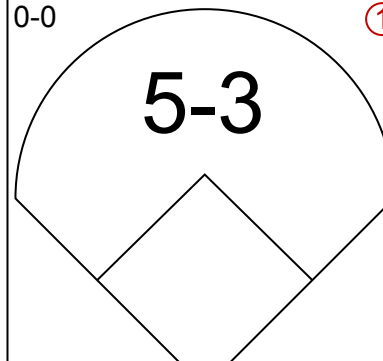

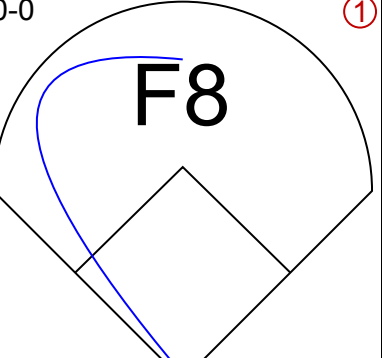
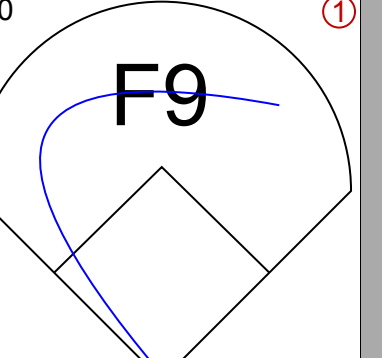
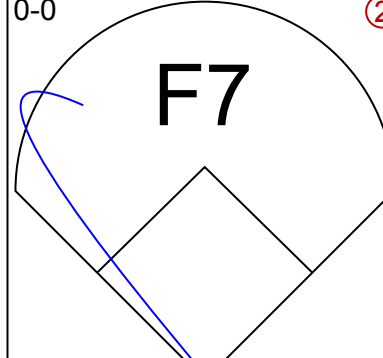

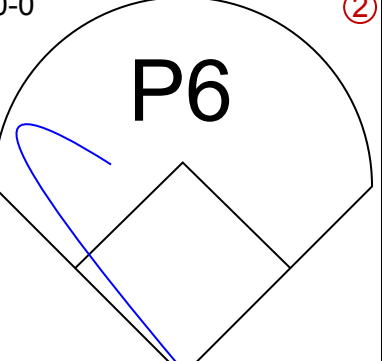
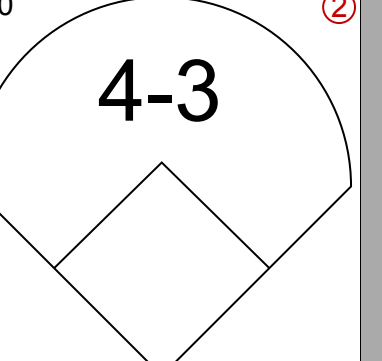
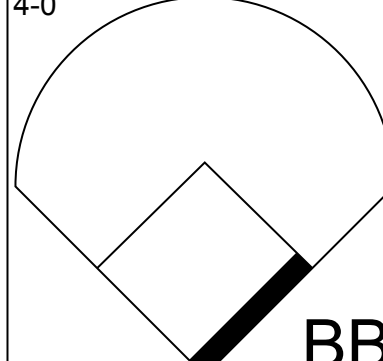

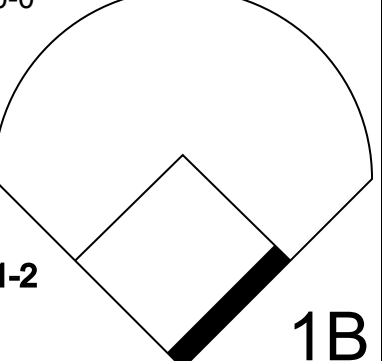
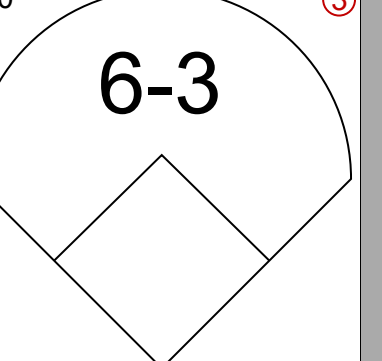
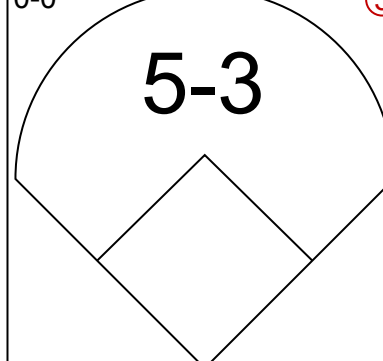


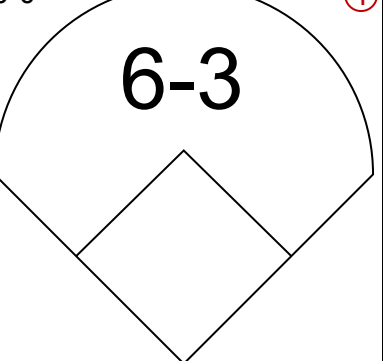
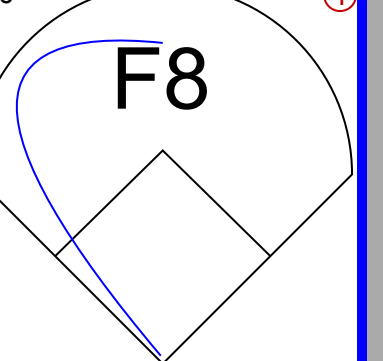
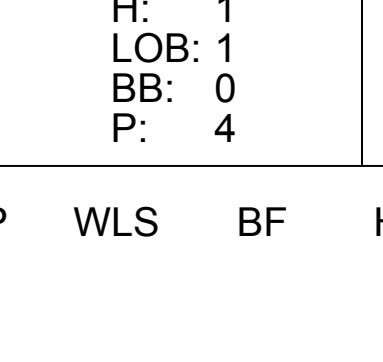
Batter	1	2	3	4	5	6	7	8	9	10	AB	R	H	RBI	BB	SO	LOB							
Tony Scott, S OBP: 0.283, SLG: 0.342	K		K			5-3				E5	4	2	1	0	1	2	0							
Kiko Garcia, R OBP: 0.304, SLG: 0.298				5-3		6-3					4	0	2	1	1	0	0							
Gary Woods, R OBP: 0.264, SLG: 0.228				5-3		6-3					4	0	0	0	1	1	2							
Jose Cruz, L OBP: 0.321, SLG: 0.457	1-3			G3							5	0	0	0	0	0	5							
Art Howe, R OBP: 0.375, SLG: 0.423 Craig Reynolds, L OBP: 0.275, SLG: 0.397					5-3						4	0	2	0	0	0	0							
Dave Roberts, R OBP: 0.239, SLG: 0.326 Harry Spilman, L OBP: 0.342, SLG: 0.294											1	1	1	1	0	0	0							
Luis Pujols, R OBP: 0.310, SLG: 0.308 Alan Ashby, S OBP: 0.342, SLG: 0.297											2	0	1	0	0	1	0							
Joe Pittman, R OBP: 0.323, SLG: 0.342 Frank LaCorte, R OBP: 0.500, SLG: 0.500 Cesar Cedeno, R OBP: 0.335, SLG: 0.368 Dave Smith, R OBP: 0.200, SLG: 0.200											3	0	0	0	0	2	4							
Bob Knepper, L OBP: 0.143, SLG: 0.147 Dickie Thorn, R OBP: 0.293, SLG: 0.273											2	0	0	0	0	2	2							
<b>Inning Stats</b>	R: 0 E: 0 K: 2 S: 8	H: 1 LOB: 1 BB: 0 P: 8	R: 0 E: 0 K: 1 S: 5	H: 0 LOB: 0 BB: 0 P: 5	R: 0 E: 0 K: 3 S: 9	H: 0 LOB: 0 BB: 0 P: 9	R: 0 E: 0 K: 0 S: 3	H: 0 LOB: 0 BB: 0 P: 3	R: 0 E: 0 K: 2 S: 8	H: 1 LOB: 1 BB: 1 P: 12	R: 0 E: 0 K: 0 S: 3	H: 0 LOB: 0 BB: 0 P: 3	R: 0 E: 0 K: 0 S: 5	H: 2 LOB: 2 BB: 0 P: 5	R: 1 E: 0 K: 0 S: 4	H: 1 LOB: 1 BB: 1 P: 8	R: 1 E: 0 K: 1 S: 7	H: 2 LOB: 1 BB: 0 P: 7	R: 1 E: 1 K: 0 S: 3	H: 2 LOB: 3 BB: 2 P: 11	1B: 5 2B: 3 3B: 1 HR: 0	SF: 0 SAC: 0 DP: 0 HBP: 0	WP: 0 PB: 0 SB: 1 CS: 0	PA: 41
<b>PITCHER</b>	IP	WLS	BF	H	R	ER	SO	BB	IBB	HBP	BLK	WP	HR	S	P	ERA	WHIP							
Steve Carlton, L ERA: 2.64	6.0		21	2	0	0	8	1	0	0	0	0	0	36	40	0.00	0.500							
Ron Reed, R ERA: 2.9	0.1		3	2	0	0	0	0	0	0	0	0	0	3	3	0.00	6.000							
Tug McGraw, L ERA: 3.03	2.2		12	3	2	2	1	1	0	0	0	0	0	13	17	6.75	1.500							
Sparky Lyle, L ERA: 4.7	0.1	L	5	2	1	0	0	0	2	0	0	0	0	3	11	0.00	6.000							

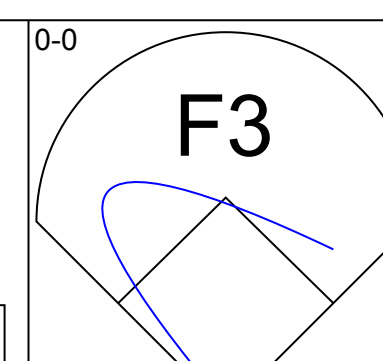
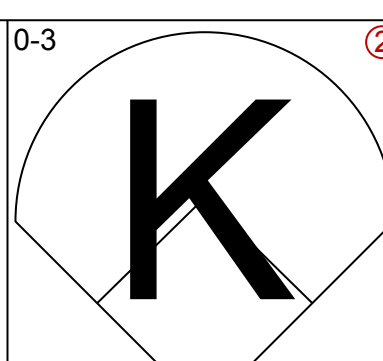
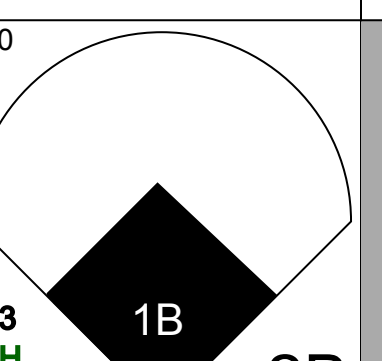
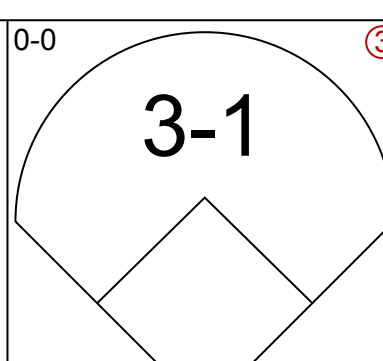
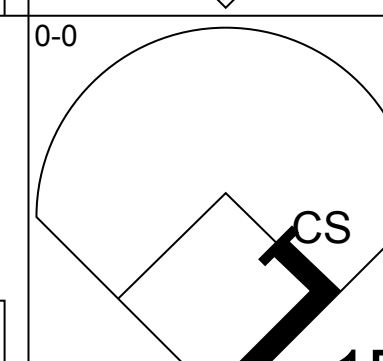
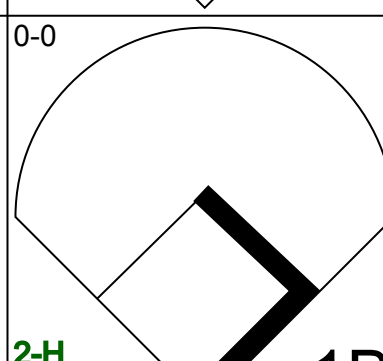
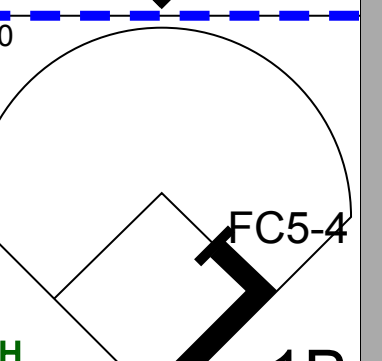

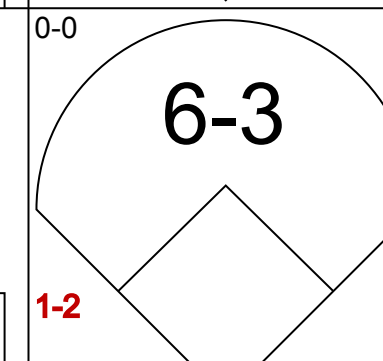
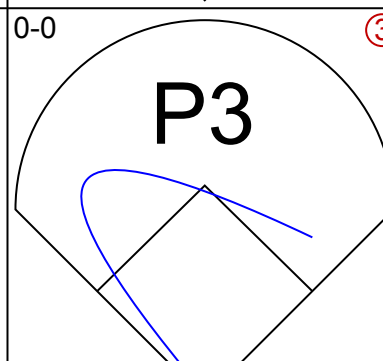
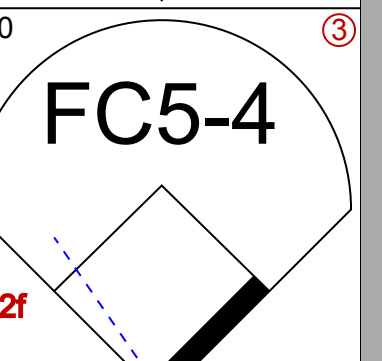

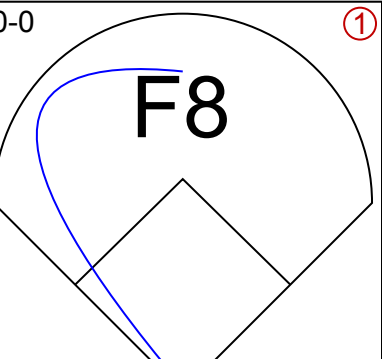
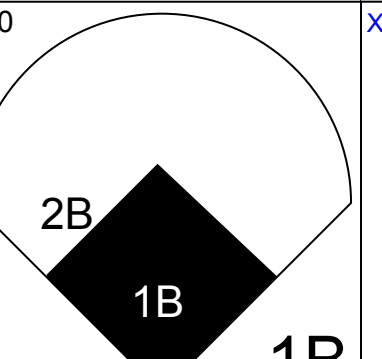
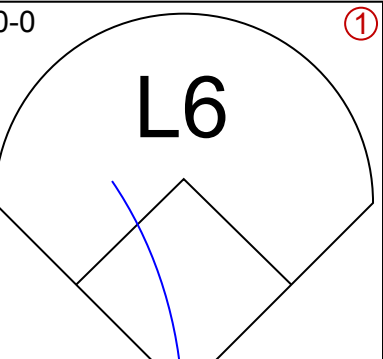

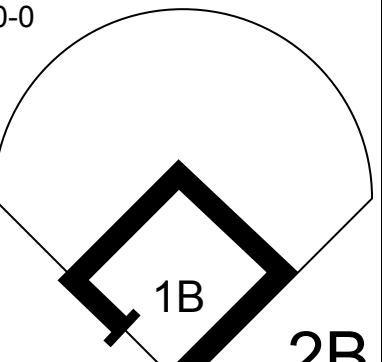
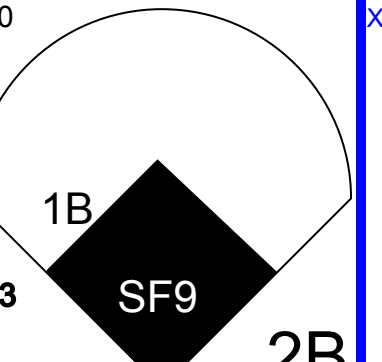
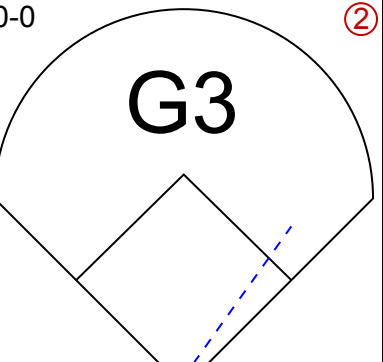

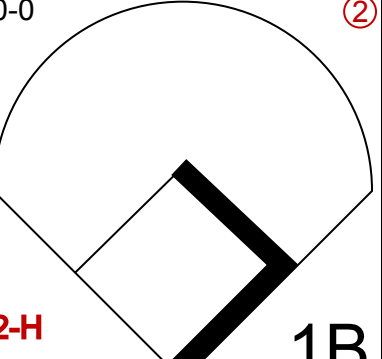
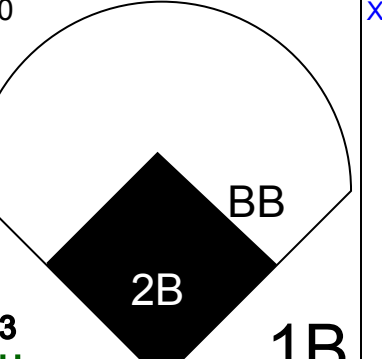
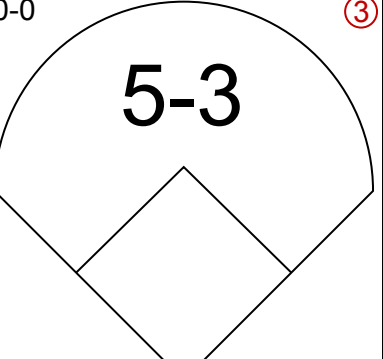

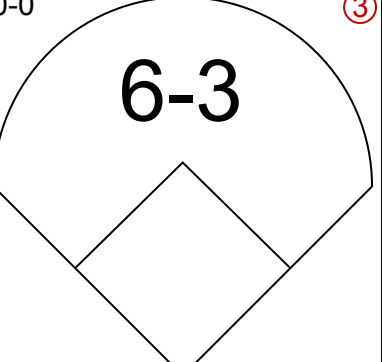
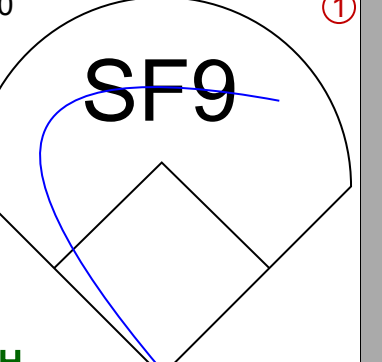
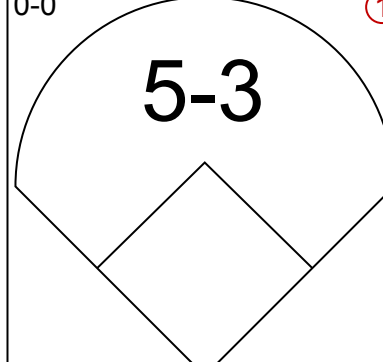

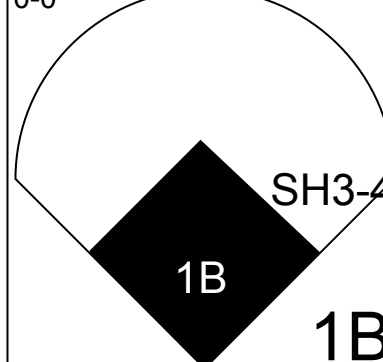

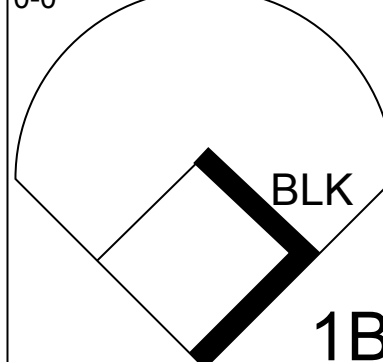
**Philadelphia Phillies @ Houston Astros**  
Astrodome, Houston, TX  
Fri Aug 28 1981, 8:05 PM EDT  
Att: 29,482 - Unknown

AB 37  
R 3  
H 9  
RBI 3  
BB 4  
SO 9  
LOB 20





Batter	1	2	3	4	5	6	7	8	9	AB	R	H	RBI	BB	SO	LOB	TOP			
<b>Pete Rose, S</b> OBP: 0.391, SLG: 0.401 (1, 3)										5	0	2	0	0	1	1	<b>Philadelphia Phillies @ Houston Astros</b> Astrodome, Houston, TX Sat Aug 29 1981, 8:05 PM EDT Unknown			
<b>Bake McBride, L</b> OBP: 0.333, SLG: 0.384 (1, 9)										4	1	2	0	0	0	2				
<b>Gary Matthews, R</b> OBP: 0.366, SLG: 0.390 (1, 7)										3	0	0	0	1	0	3				
<b>Mike Schmidt, R</b> OBP: 0.401, SLG: 0.631 (1, 5)										4	0	1	1	0	0	3				
<b>Manny Trillo, R</b> OBP: 0.339, SLG: 0.403 (1, 4)										4	0	1	0	0	0	1				
<b>Gary Maddox, R</b> OBP: 0.297, SLG: 0.351 (1, 8)										4	0	0	0	0	0	2				
<b>Larry Bowa, S</b> OBP: 0.294, SLG: 0.294 (1, 6)										3	0	0	0	1	0	2				
<b>Bob Boone, R</b> OBP: 0.298, SLG: 0.320 (1, 2)										4	0	2	0	0	0	1				
<b>Mark Davis, L</b> OBP: 0.344, SLG: 0.338 (7, PH)										1	0	0	0	0	1	2				
<b>Mike Proly, R</b> OBP: 0.333, SLG: 0.333 (9, PH)										1	0	0	0	0	0	0				
<b>Inning Stats</b>	R: 0 E: 0 K: 1 S: 6	H: 1 LOB: 1 BB: 0 P: 6	R: 0 E: 0 K: 1 S: 7	H: 2 LOB: 2 BB: 0 P: 7	R: 1 E: 0 K: 0 S: 5	H: 2 LOB: 1 BB: 0 P: 5	R: 0 E: 0 K: 0 S: 3	H: 0 LOB: 0 BB: 0 P: 3	R: 0 E: 0 K: 0 S: 4	H: 1 LOB: 2 BB: 1 P: 8	R: 0 E: 0 K: 0 S: 3	H: 0 LOB: 1 BB: 1 P: 7	R: 0 E: 2 K: 0 S: 4	H: 1 LOB: 1 BB: 0 P: 4	R: 0 E: 0 K: 0 S: 3	H: 1 LOB: 0 BB: 0 P: 3	1B: 6 2B: 2 3B: 0 HR: 0	SF: 0 SAC: 0 DP: 1 HBP: 0	WP: 0 PB: 0 SB: 1 CS: 0	PA: 37
<b>PITCHER</b>	IP WLS BF H R ER SO BB IBB HBP BLK WP HR S P ERA WHIP																			
<b>Vern Ruhle, R</b> ERA: 3.57 (1, 1)	6.1 W 28	7 1 1 2	2 2 0 0 0	0 0 0 0	0 0 0 0	0 0 0 0	0 0 0 0	0 0 0 0	0 0 0 0	1.42 1.421										
<b>Dave Smith, R</b> ERA: 3.44 (7, 1)	2.2 9	1 0 0 0	0 0 0 0	0 0 0 0	0 0 0 0	0 0 0 0	0 0 0 0	0 0 0 0	0 0 0 0	0.00 0.375										

Batter	1	2	3	4	5	6	7	8	9	AB	R	H	RBI	BB	SO	LOB	BOTTOM			
<b>Tony Scott, S</b> OBP: 0.283, SLG: 0.345 (1, 8)										4	1	1	1	0	1	2	<b>Philadelphia Phillies @ Houston Astros</b> Astrodome, Houston, TX Sat Aug 29 1981, 8:05 PM EDT Unknown			
<b>Kiko Garcia, R</b> OBP: 0.323, SLG: 0.318 (5, 5)										4	0	3	3	0	0	0				
<b>Cesar Cedeno, R</b> OBP: 0.330, SLG: 0.362 (1, 3)										4	0	0	0	0	0	3				
<b>Jose Cruz, L</b> OBP: 0.320, SLG: 0.454 (1, 7)										4	1	1	0	0	1	0				
<b>Art Howe, R</b> OBP: 0.379, SLG: 0.435 (5, 6)										2	1	2	0	0	0	0				
<b>Gary Woods, R</b> OBP: 0.284, SLG: 0.253 (1, 9)										4	1	3	1	0	0	0				
<b>Luis Pujols, R</b> OBP: 0.297, SLG: 0.296 (1, 2)										3	0	0	1	0	0	2				
<b>Dickie Thon, R</b> OBP: 0.308, SLG: 0.290 (1, 4)										3	1	2	0	0	1	1				
<b>Vern Ruhle, R</b> ERA: 25.07 (1, 1)	3.2 L 19	9 6 6 2	1 0 0 0	0 0 0 0	0 0 0 0	0 0 0 0	0 0 0 0	0 0 0 0	0 0 0 0	14.73 2.727										
<b>Dave Smith, R</b> ERA: 3.23 (7, 1)	2.1 9	2 0 0 1	0 0 0 1	0 0 0 0	0 0 0 0	0 0 0 0	0 0 0 0	0 0 0 0	0 0 0 0	0.00 0.857										
<b>Sparky Lyle, L</b> ERA: 4.5 (7, 1)	2.0 6	1 0 0 1	0 0 0 1	0 0 0 0	0 0 0 0	0 0 0 0	0 0 0 0	0 0 0 0	0 0 0 0	0.00 0.500										
<b>Inning Stats</b>	R: 0 E: 0 K: 0 S: 3	H: 1 LOB: 0 BB: 0 P: 3	R: 0 E: 0 K: 0 S: 4	H: 2 LOB: 1 BB: 0 P: 4	R: 1 E: 0 K: 1 S: 7	H: 2 LOB: 1 BB: 0 P: 7	R: 5 E: 0 K: 1 S: 10	H: 5 LOB: 1 BB: 1 P: 14	R: 0 E: 0 K: 0 S: 3	H: 0 LOB: 0 BB: 0 P: 3	R: 0 E: 0 K: 1 S: 6	H: 1 LOB: 1 BB: 0 P: 6	R: 0 E: 0 K: 1 S: 5	H: 0 LOB: 0 BB: 0 P: 5	R: 0 E: 0 K: 0 S: 3	H: 1 LOB: 0 BB: 0 P: 3	1B: 9 2B: 3 3B: 0 HR: 0	SF: 1 SAC: 1 DP: 1 HBP: 0	WP: 0 PB: 0 SB: 0 CS: 1	PA: 34
<b>PITCHER</b>	IP WLS BF H R ER SO BB IBB HBP BLK WP HR S P ERA WHIP																			



Batter	1	2	3	4	5	6	7	8	9	AB	R	H	RBI	BB	SO	LOB	TOP			
<b>Lonnie Smith, R</b> OBP: 0.327, SLG: 0.316 (1, 7)	L5		5-3			FC4-6 1B		P4		4	0	1	0	0	0	2	<b>Philadelphia Phillies @ Houston Astros</b> Astrodome, Houston, TX Sat Aug 29 1981, 8:05 PM EDT Att: 33,327 - Unknown			
<b>Pete Rose, S</b> OBP: 0.376, SLG: 0.396 (1, 3)	4-3		L6			FC4-6 E 1-2		F7		4	0	0	0	0	0	3				
<b>Greg Gross, L</b> OBP: 0.330, SLG: 0.321 (1, 9)	4-3			5-3		E4 1-3		4-3		4	0	0	0	0	0	1				
<b>Mike Schmidt, R</b> OBP: 0.402, SLG: 0.628 (1, 5)		6-3		F9		IBB			E S 4-3 1B	3	1	1	0	1	0	0				
<b>Keith Moreland, R</b> OBP: 0.283, SLG: 0.429 (1, 2)		5-3		F6		G5		F3	1-3	4	0	0	0	0	0	4				
<b>Gary Maddox, R</b> OBP: 0.297, SLG: 0.349 (1, 8)		6-3			1B		L3	4-3		4	0	1	1	0	0	0				
<b>Manny Trillo, R</b> OBP: 0.337, SLG: 0.400 (1, 4)			5-3 1B		F7		F8		3-H 6-3 K	4	0	1	0	0	1	0				
<b>Luis Aguayo, R</b> OBP: 0.250, SLG: 0.200 (1, 6)			5-3 1B		6-3					3	0	2	0	0	0	0				
<b>Dickie Noles, R</b> (7, PH)			1-2 K				P6	F7		2	0	0	0	0	1	2				
<b>Del Unser, L</b> OBP: 0.300, SLG: 0.244 (7, PH)										1	0	0	0	0	0	1				
<b>Ron Reed, R</b> OBP: 0.333, SLG: 0.333 (7, 1)										0	0	0	0	0	0	0				
<b>Inning Stats</b>	R: 0 E: 0 K: 0 S: 3	H: 0 LOB: 0 BB: 0 P: 3	R: 0 E: 0 K: 0 S: 3	H: 0 LOB: 0 BB: 0 P: 3	R: 0 E: 0 K: 1 S: 7	H: 2 LOB: 2 BB: 0 P: 7	R: 0 E: 0 K: 0 S: 3	H: 0 LOB: 0 BB: 0 P: 3	R: 0 E: 0 K: 0 S: 5	H: 1 LOB: 3 BB: 1 P: 9	R: 0 E: 0 K: 0 S: 4	H: 1 LOB: 1 BB: 0 P: 4	R: 0 E: 0 K: 0 S: 3	H: 0 LOB: 0 BB: 0 P: 3	R: 1 E: 0 K: 1 S: 6	H: 1 LOB: 0 BB: 0 P: 6	1B: 6 2B: 0 3B: 0 HR: 0	SF: 0 SAC: 0 DP: 0 HBP: 0	WP: 0 PB: 0 SB: 1 CS: 0	PA: 34
<b>PITCHER</b>	IP WLS BF H R ER SO BB IBB HBP BLK WP HR S P ERA WHIP																			
<b>Billy Smith, R</b> ERA: 2.87 (1, 1)	7.0 W 27 5 0 0 1 0 0 1 0 0 28 32 0.00 0.714																			
<b>Frank LaCorte, R</b> ERA: 3.51 (8, 1)	2.0 S 7 1 1 0 1 0 0 0 0 0 0 9 9 0.00 0.500																			

Batter	1	2	3	4	5	6	7	8	9	AB	R	H	RBI	BB	SO	LOB	BOTTOM			
<b>Tony Scott, S</b> OBP: 0.282, SLG: 0.343 (1, 8)	4-3		F7		6-3			9-3 1B		4	0	1	0	0	0	0	<b>Philadelphia Phillies @ Houston Astros</b> Astrodome, Houston, TX Sat Aug 29 1981, 8:05 PM EDT Att: 33,327 - Unknown			
<b>Craig Reynolds, L</b> OBP: 0.285, SLG: 0.388 (1, 6)	F9		6-3			K		9-3 1-2		4	0	0	0	0	1	1				
<b>Denny Walling, L</b> OBP: 0.363, SLG: 0.397 (1, 9)	1B					F8		L6		4	1	2	0	0	0	0				
<b>Jose Cruz, L</b> OBP: 0.321, SLG: 0.453 (1, 7)	1B		G3			3-1				3	0	1	0	0	0	1				
<b>Cesar Cedeno, R</b> OBP: 0.331, SLG: 0.363 (1, 3)					F8		F9			2	0	1	1	0	0	0				
<b>Harry Spilman, L</b> OBP: 0.333, SLG: 0.286 (7, 3)										1	0	0	0	0	0	0				
<b>Alan Ashby, S</b> OBP: 0.342, SLG: 0.314 (1, 2)		4-3			F8					3	1	1	1	0	0	0				
<b>Kiko Garcia, R</b> OBP: 0.323, SLG: 0.319 (1, 5)			E 1B		L6			HR K		3	0	1	0	0	1	0				
<b>Joe Pittman, R</b> OBP: 0.323, SLG: 0.342 (1, 4)		5-3			5-3					3	0	1	0	0	0	1				
<b>Billy Smith, R</b> (7, PH)										2	0	0	0	0	2	1				
<b>Terry Puhl, L</b> OBP: 0.339, SLG: 0.379 (7, PH)										1	0	0	0	0	0	1				
<b>Frank LaCorte, R</b> OBP: 0.500, SLG: 0.500 (8, 1)										0	0	0	0	0	0	0				
<b>Inning Stats</b>	R: 1 E: 0 K: 0 S: 5	H: 3 LOB: 2 BB: 0 P: 5	R: 0 E: 1 K: 1 S: 6	H: 1 LOB: 1 BB: 0 P: 6	R: 0 E: 0 K: 0 S: 4	H: 1 LOB: 1 BB: 0 P: 4	R: 0 E: 0 K: 0 S: 3	H: 0 LOB: 0 BB: 0 P: 3	R: 0 E: 0 K: 1 S: 5	H: 0 LOB: 0 BB: 0 P: 5	R: 0 E: 0 K: 1 S: 7	H: 2 LOB: 1 BB: 0 P: 7	R: 0 E: 0 K: 0 S: 3	H: 1 LOB: 0 BB: 0 P: 3	R: 0 E: 0 K: 0 S: 3	H: 0 LOB: 0 BB: 0 P: 3	1B: 7 2B: 1 3B: 0 HR: 1	SF: 0 SAC: 0 DP: 1 HBP: 0	WP: 0 PB: 0 SB: 1 CS: 0	PA: 30
<b>PITCHER</b>	IP WLS BF H R ER SO BB IBB HBP BLK WP HR S P ERA WHIP																			
<b>Dickie Noles, R</b> ERA: 5.79 (1, 1)	6.0 L 22 5 1 1 3 0 0 0 0 0 0 28 28 1.50 0.833																			
<b>Ron Reed, R</b> ERA: 2.95 (7, 1)	2.0 8 3 1 1 1 0 0 0 0 0 1 10 10 4.50 1.500																			



Batter	1	2	3	4	5	6	7	8	9	10	AB	R	H	RBI	BB	SO	LOB	TOP
<b>Llonie Smith, R</b> OBP: 0.336, SLG: 0.314 (1.8)	F7	K							F7		4	1	1	0	2	1	2	<b>Philadelphia Phillies @ Houston Astros</b> Astrodome, Houston, TX Sun Aug 30 1981, 8:05 PM EDT Att: 23,102 - Unknown
<b>Pete Rose, S</b> OBP: 0.386, SLG: 0.405 (1.3)	1B	1B							FC2-5		3	0	3	1	2	0	0	
<b>Del Unser, L</b> OBP: 0.296, SLG: 0.244 (1.7)									FC2-5		4	0	1	0	0	0	4	
<b>Larry Bowa, S</b> OBP: 0.293, SLG: 0.293 (9. PH)									FC2-5		1	0	0	0	0	0	1	
<b>Garry Maddox, R</b> OBP: 0.297, SLG: 0.349 (9.8)	1B								FC2-5		0	0	0	0	0	0	0	
<b>Mike Schmidt, R</b> OBP: 0.402, SLG: 0.634 (1.5)	F9								F7		4	1	1	1	1	0	4	
<b>Keith Moreland, R</b> OBP: 0.260, SLG: 0.418 (1.2)	2-3								F7		5	0	1	0	0	0	3	
<b>Dick Davis, R</b> OBP: 0.449, SLG: 0.493 (1.9)									HR		5	1	2	0	0	2	3	
<b>Manny Trillo, R</b> OBP: 0.335, SLG: 0.393 (1.4)									FC6-4		4	0	0	0	1	0	2	
<b>Luis Aguayo, R</b> OBP: 0.262, SLG: 0.233 (1.6)									FC6-4		5	1	2	1	0	1	3	
<b>Nino Espinosa, R</b> OBP: 0.209, SLG: 0.200 (3.1)											1	0	1	1	0	0	0	
<b>Mike Proby, R</b> OBP: 0.311, SLG: 0.361 (7. PH)											1	0	0	0	0	0	1	
<b>Bake McBride, L</b> OBP: 0.265, SLG: 0.388 (8. PH)											1	0	0	0	0	0	0	
<b>Warren Bruslar, R</b> OBP: 0.333, SLG: 0.333 (8.1)											0	0	0	0	0	0	2	
<b>Gary Matthews, R</b> OBP: 0.293, SLG: 0.333 (8.1)											0	0	0	0	0	0	0	
<b>Sparky Lyle, L</b> OBP: 0.293, SLG: 0.333 (8.1)											0	0	0	0	0	0	0	
<b>Inning Stats</b>	R: 0 E: 0 K: 0 S: 4	H: 1 LOB: 2 BB: 1 P: 8	R: 2 E: 0 K: 1 S: 8	H: 4 LOB: 2 BB: 0 P: 8	R: 0 E: 0 K: 1 S: 5	H: 0 LOB: 1 BB: 1 P: 9	R: 0 E: 0 K: 0 S: 2	H: 0 LOB: 0 BB: 1 P: 6	R: 0 E: 0 K: 0 S: 3	H: 1 LOB: 2 BB: 1 P: 10	R: 1 E: 1 K: 0 S: 5	H: 2 LOB: 2 BB: 0 P: 9	R: 0 E: 0 K: 0 S: 4	H: 1 LOB: 1 BB: 0 P: 4	1B: 8 2B: 3 3B: 0 HR: 1	SF: 0 SAC: 1 DP: 1 HBP: 0	WP: 1 PB: 0 SB: 1 CS: 1	PA: 46
<b>PITCHER</b>	IP WLS BF H R ER SO ERA WHIP	IP WLS BF H R ER SO ERA WHIP	IP WLS BF H R ER SO ERA WHIP	IP WLS BF H R ER SO ERA WHIP	IP WLS BF H R ER SO ERA WHIP	IP WLS BF H R ER SO ERA WHIP	IP WLS BF H R ER SO ERA WHIP	IP WLS BF H R ER SO ERA WHIP	IP WLS BF H R ER SO ERA WHIP	IP WLS BF H R ER SO ERA WHIP	IP WLS BF H R ER SO ERA WHIP	IP WLS BF H R ER SO ERA WHIP	IP WLS BF H R ER SO ERA WHIP	IP WLS BF H R ER SO ERA WHIP	IP WLS BF H R ER SO ERA WHIP	IP WLS BF H R ER SO ERA WHIP	IP WLS BF H R ER SO ERA WHIP	
<b>Nolan Ryan, R</b> ERA: 1.37 (1.1)	7.0	31	8	3	3	4	5	0	0	0	3.86	1.857						
<b>Joe Sambito, L</b> ERA: 1.94 (8.1)	1.2	10	3	1	1	0	1	0	0	0	5.40	2.400						
<b>Dave Smith, R</b> ERA: 3.36 (9.1)	1.1	5	1	0	0	0	0	0	0	0	0.00	0.750						

Batter	1	2	3	4	5	6	7	8	9	10	AB	R	H	RBI	BB	SO	LOB	BOTTOM		
<b>Tony Scott, S</b> OBP: 0.281, SLG: 0.352 (1.8)	HR	F7		6-3					5-3		5	1	1	1	0	0	3	<b>Philadelphia Phillies @ Houston Astros</b> Astrodome, Houston, TX Sun Aug 30 1981, 8:05 PM EDT Att: 23,102 - Unknown		
<b>Craig Reynolds, L</b> OBP: 0.271, SLG: 0.386 (1.6)	3-1										4	2	1	0	1	0	1			
<b>Denny Walling, L</b> OBP: 0.373, SLG: 0.403 (1.9)											3	1	2	0	1	0	0			
<b>Jose Cruz, L</b> OBP: 0.322, SLG: 0.452 (1.7)	FC4-6										5	0	2	2	0	0	2			
<b>Cesar Cedeno, R</b> OBP: 0.333, SLG: 0.363 (1.3)	5-3										3	0	1	0	1	0	1			
<b>Art Howe, R</b> OBP: 0.377, SLG: 0.434 (1.5)											3	1	1	1	0	0	1			
<b>Dave Smith, R</b> OBP: 0.200, SLG: 0.200 (9.1)											0	0	0	0	0	0	0			
<b>Alan Ashby, S</b> OBP: 0.341, SLG: 0.320 (1.2)											3	0	1	1	0	0	2			
<b>Luis Pujols, R</b> OBP: 0.293, SLG: 0.293 (10.2)											1	0	0	0	0	0	0			
<b>Joe Pittman, R</b> OBP: 0.328, SLG: 0.347 (1.4)											4	0	2	0	0	1	0			
<b>Nolan Ryan, R</b> OBP: 0.243, SLG: 0.152 (1.1)											3	0	0	0	0	0	2			
<b>Joe Sambito, L</b> ERA: 2.93 (8.1)											0	0	0	0	0	0	0			
<b>Kiko Garcia, R</b> OBP: 0.330, SLG: 0.319 (9.5)											0	0	0	0	1	0	0			
<b>Inning Stats</b>	R: 1 E: 0 K: 0 S: 5	H: 2 LOB: 1 BB: 0 P: 5	R: 1 E: 0 K: 0 S: 5	H: 3 LOB: 1 BB: 0 P: 5	R: 2 E: 0 K: 0 S: 4	H: 2 LOB: 1 BB: 2 P: 12	R: 0 E: 0 K: 0 S: 3	H: 0 LOB: 0 BB: 0 P: 3	R: 0 E: 0 K: 0 S: 3	H: 1 LOB: 1 BB: 0 P: 4	R: 0 E: 0 K: 0 S: 3	H: 1 LOB: 1 BB: 1 P: 7	R: 0 E: 0 K: 1 S: 5	H: 0 LOB: 1 BB: 0 P: 9	R: 1 E: 0 K: 0 S: 3	H: 2 LOB: 1 BB: 0 P: 3	1B: 9 2B: 2 3B: 0 HR: 1	SF: 1 SAC: 1 DP: 2 HBP: 0	WP: 0 PB: 0 SB: 2 CS: 0	PA: 40
<b>PITCHER</b>	IP WLS BF H R ER SO ERA WHIP	IP WLS BF H R ER SO ERA WHIP	IP WLS BF H R ER SO ERA WHIP	IP WLS BF H R ER SO ERA WHIP	IP WLS BF H R ER SO ERA WHIP	IP WLS BF H R ER SO ERA WHIP	IP WLS BF H R ER SO ERA WHIP	IP WLS BF H R ER SO ERA WHIP	IP WLS BF H R ER SO ERA WHIP	IP WLS BF H R ER SO ERA WHIP	IP WLS BF H R ER SO ERA WHIP	IP WLS BF H R ER SO ERA WHIP	IP WLS BF H R ER SO ERA WHIP	IP WLS BF H R ER SO ERA WHIP	IP WLS BF H R ER SO ERA WHIP	IP WLS BF H R ER SO ERA WHIP	IP WLS BF H R ER SO ERA WHIP			
<b>Nino Espinosa, R</b> ERA: 6.11 (1.1)	2.0	7	4	4	0	0	2	0	0	0	18.00	4.500								
<b>Mike Proby, R</b> ERA: 2.93 (3.1)	4.0	11	0	0	0	0	0	0	0	0	0.00	0.000								
<b>Warren Bruslar, R</b> ERA: 2.93 (7.1)	1.0	4	1	0	0	0	0	0	0	0	0.00	1.000								
<b>Sparky Lyle, L</b> ERA: 4.47 (8.1)	2.1	11	3	1	1	1	2	0	0	0	3.86	2.143								







Batter	1	2	3	4	5	6	7	8	9	AB	R	H	RBI	BB	SO	LOB	TOP										
<b>Pete Rose, S</b> OBP: 0.389, SLG: 0.416 (1, 3)	0-0 4-3		0-0 1B		0-0 2B			0-0 E6		4	1	2	0	0	0	0	<b>Philadelphia Phillies @ Atlanta Braves</b> Atlanta-Fulton County Stadium, Atlanta, GA Tue Sep 01 1981, 7:05 PM EDT Att: 3,374 - Unknown										
<b>Bake McBride, L</b> OBP: 0.315, SLG: 0.363 (1, 9)	0-0 L4		0-0 3-1		0-0 P5			0-3 K		4	0	0	0	0	1	4											
<b>Gary Matthews, R</b> OBP: 0.367, SLG: 0.402 (1, 7)	0-0 1-3		0-0 1B					0-0 F8		4	1	2	3	0	0	1											
<b>Greg Gross, L</b> OBP: 0.326, SLG: 0.317 (6, 7)			0-0 1B					0-3 K		0	0	0	0	0	0	0											
<b>Mike Schmidt, R</b> OBP: 0.406, SLG: 0.638 (1, 5)		4-0 BB	0-0 F9					0-0 6-3		3	0	0	0	1	1	2											
<b>Manny Trillo, R</b> OBP: 0.327, SLG: 0.380 (1, 4)		0-0 6-3		0-0 4-3				0-0 P5		4	0	0	0	0	0	1											
<b>Gary Maddox, R</b> OBP: 0.292, SLG: 0.344 (1, 8)		0-0 F8		0-0 F5				0-0 1-3		4	0	0	0	0	0	1											
<b>Luis Aguayo, R</b> OBP: 0.274, SLG: 0.294 (1, 6)		0-3 K		0-0 5-3				0-0 F3		4	0	0	0	0	1	1											
<b>Bob Boone, R</b> OBP: 0.294, SLG: 0.315 (1, 2)			0-0 F9		0-0 F7			0-0 P4		3	0	0	0	0	0	0											
<b>Steve Carlton, L</b> OBP: 0.196, SLG: 0.265 (1, 1)			0-0 1B		0-0 K			0-3 K		3	1	1	0	0	2	0											
<b>Inning Stats</b>	R: 0 E: 0 K: 0 S: 3	H: 0 LOB: 0 BB: 0 P: 3	R: 0 E: 0 K: 1 S: 5	H: 0 LOB: 1 BB: 1 P: 9	R: 2 E: 0 K: 0 S: 6	H: 3 LOB: 1 BB: 0 P: 6	R: 0 E: 0 K: 0 S: 3	H: 0 LOB: 0 BB: 0 P: 3	R: 0 E: 0 K: 1 S: 6	H: 1 LOB: 0 BB: 0 P: 6	R: 1 E: 0 K: 0 S: 4	H: 1 LOB: 0 BB: 0 P: 4	R: 0 E: 0 K: 1 S: 5	H: 0 LOB: 0 BB: 0 P: 5	R: 0 E: 1 K: 2 S: 8	H: 0 LOB: 1 BB: 0 P: 8	R: 0 E: 0 K: 0 S: 3	H: 0 LOB: 0 BB: 0 P: 3	1B: 3 2B: 1 3B: 0 HR: 1	SF: 0 SAC: 0 DP: 0 HBP: 0	WP: 0 PB: 0 SB: 1 CS: 0	PA: 34					
<b>PITCHER</b>	IP	WLS	BF	H	R	ER	SO	BB	IBB	HBP	BLK	WP	HR	S	P	ERA	WHIP										
<b>Rick Mahler, R</b> ERA: 3.05 (1, 1)	6.0	L	24	5	3	3	2	1	0	0	0	0	1	27	31	4.50	1.000										
<b>Steve Bedrosian, R</b> ERA: 5.06 (7, 1)	3.0		10	0	0	0	3	0	0	0	0	0	0	16	16	0.00	0.000										

AB	33
R	3
H	5
RBI	3
BB	1
SO	5
LOB	10



Batter	1	2	3	4	5	6	7	8	9	AB	R	H	RBI	BB	SO	LOB	BOTTOM										
<b>Rufino Linares, R</b> OBP: 0.293, SLG: 0.384 (1, 7)	4-0 SH2-3 BB		0-0 G5-4-3 1B			0-0 G4-6-3 1B			0-0 F8	3	0	2	0	1	0	0	<b>Philadelphia Phillies @ Atlanta Braves</b> Atlanta-Fulton County Stadium, Atlanta, GA Tue Sep 01 1981, 7:05 PM EDT Att: 3,374 - Unknown										
<b>Claudell Washington, L</b> OBP: 0.349, SLG: 0.425 (1, 9)	0-0 SH2-3		0-0 G5-4-3			0-0 G4-6-3			0-0 F7	3	0	0	0	0	0	2											
<b>Bob Horner, R</b> OBP: 0.324, SLG: 0.400 (1, 5)	0-0 5-3			0-0 F7				0-0 5-3		3	0	0	0	0	0	1											
<b>Chris Chambliss, L</b> OBP: 0.356, SLG: 0.420 (1, 3)	0-3 K			0-0 4-3				0-0 6-3		3	0	0	0	0	1	1											
<b>Dale Murphy, R</b> OBP: 0.323, SLG: 0.369 (1, 8)		0-0 6-3		0-3 K				0-0 F9		3	0	0	0	0	1	0											
<b>Glenn Hubbard, R</b> OBP: 0.326, SLG: 0.367 (1, 4)		0-0 1B			0-0 P6			0-3 K		3	0	1	0	0	1	0											
<b>Bruce Benedict, R</b> OBP: 0.339, SLG: 0.372 (1, 2)		0-0 P6			0-0 F8			0-0 P6		3	0	0	0	0	0	1											
<b>Rafael Ramirez, R</b> OBP: 0.277, SLG: 0.275 (1, 6)		0-3 K			0-0 F7			0-0 F7		3	0	0	0	0	1	1											
<b>Rick Mahler, R</b> OBP: 0.071, SLG: 0.071 (1, 1)			0-0 P2			0-0 F8			0-0 P4	1	0	0	0	0	0	0											
<b>Jerry Royster, R</b> OBP: 0.205, SLG: 0.230 (6, PH)										1	0	0	0	0	0	0											
<b>Steve Bedrosian, R</b> OBP: 0.284, SLG: 0.272 (8, PH)										0	0	0	0	0	0	0											
<b>Eddie Miller, S</b> OBP: 0.284, SLG: 0.272 (8, PH)										1	0	0	0	0	0	0											
<b>Inning Stats</b>	R: 0 E: 0 K: 1 S: 5	H: 0 LOB: 1 BB: 1 P: 9	R: 0 E: 0 K: 1 S: 6	H: 1 LOB: 0 BB: 0 P: 6	R: 0 E: 0 K: 0 S: 3	H: 1 LOB: 0 BB: 0 P: 3	R: 0 E: 0 K: 1 S: 5	H: 0 LOB: 0 BB: 0 P: 5	R: 0 E: 0 K: 0 S: 3	H: 0 LOB: 0 BB: 0 P: 3	R: 0 E: 0 K: 0 S: 3	H: 0 LOB: 0 BB: 0 P: 3	R: 0 E: 0 K: 1 S: 5	H: 0 LOB: 0 BB: 0 P: 5	R: 0 E: 0 K: 0 S: 3	H: 0 LOB: 0 BB: 0 P: 3	R: 0 E: 0 K: 0 S: 3	H: 0 LOB: 0 BB: 0 P: 3	1B: 3 2B: 0 3B: 0 HR: 0	SF: 0 SAC: 1 DP: 2 HBP: 0	WP: 0 PB: 0 SB: 0 CS: 0	PA: 29					
<b>PITCHER</b>	IP	WLS	BF	H	R	ER	SO	BB	IBB	HBP	BLK	WP	HR	S	P	ERA	WHIP										
<b>Steve Carlton, L</b> ERA: 2.47 (1, 1)	9.0	W	29	3	0	0	4	1	0	0	0	0	0	36	40	0.00	0.444										





Batter	1	2	3	4	5	6	7	8	9	AB	R	H	RBI	BB	SO	LOB	TOP										
<b>Pete Rose, S</b> OBP: 0.392, SLG: 0.419 (1, 3)	5-3	G1								5	0	3	1	0	0	1											
<b>Bake McBride, L</b> OBP: 0.318, SLG: 0.371 (1, 9) <b>Tug McGraw, R</b> (9, 1)	1B S		F8				G4-6-3		F8	5	0	2	0	0	0	3											
<b>Gary Matthews, R</b> OBP: 0.361, SLG: 0.394 (1, 7) <b>Ramon Aviles, R</b> OBP: 0.211, SLG: 0.118 (9, 4)	K		F7				6-3		6-3	5	0	0	0	0	1	4											
<b>Mike Schmidt, R</b> OBP: 0.408, SLG: 0.636 (1, 5)	1B		1B						K	4	0	2	0	0	1	0											
<b>Manny Trillo, R</b> OBP: 0.322, SLG: 0.374 (1, 4) <b>Warren Brusstar, R</b> (8, 1)	F9		F9						4-3	4	0	0	0	0	1	3											
<b>George Vukovich, L</b> OBP: 0.667, SLG: 1.200 (9, 9)										0	0	0	0	0	0	0											
<b>Gary Maddox, R</b> OBP: 0.292, SLG: 0.342 (1, 8)		F4		P6					4-3	4	0	1	0	0	0	0											
<b>Luis Aguayo, R</b> OBP: 0.289, SLG: 0.300 (1, 6) <b>Del Unser, L</b> OBP: 0.309, SLG: 0.261 (9, PH) <b>Bob Demier, R</b> (9, PR)		6-3 S	F8						FC1-6	2	1	1	0	0	0	0											
<b>Greg Gross, L</b> OBP: 0.326, SLG: 0.317 (9, 7)		HBP							1B	0	0	0	0	0	0	0											
<b>Bob Boone, R</b> OBP: 0.293, SLG: 0.310 (1, 2) <b>Ryne Sandberg, R</b> (9, PR) <b>Keith Moreland, R</b> OBP: 0.293, SLG: 0.447 (9, 2)		6-3	F7						FC1-6	3	0	0	0	1	0	2											
<b>Dickie Noles, R</b> OBP: 0.125, SLG: 0.125 (1, 1) <b>Sparky Lyle, L</b> OBP: 0.333, SLG: 0.333 (7, 1) <b>Larry Bowa, S</b> OBP: 0.295, SLG: 0.296 (8, 6)									1B	0	1	0	0	0	0	0											
<b>Inning Stats</b>	R: 0 E: 0 K: 1 S: 7	H: 2 LOB: 2 BB: 0 P: 7	R: 1 E: 0 K: 0 S: 4	H: 1 LOB: 1 BB: 0 P: 5	R: 0 E: 0 K: 0 S: 4	H: 1 LOB: 1 BB: 0 P: 4	R: 0 E: 0 K: 0 S: 3	H: 0 LOB: 0 BB: 0 P: 3	R: 0 E: 0 K: 1 S: 6	H: 2 LOB: 1 BB: 0 P: 6	R: 0 E: 0 K: 2 S: 9	H: 2 LOB: 3 BB: 1 P: 13	R: 0 E: 0 K: 0 S: 3	H: 1 LOB: 0 BB: 0 P: 3	R: 0 E: 0 K: 1 S: 5	H: 0 LOB: 0 BB: 0 P: 5	R: 1 E: 0 K: 0 S: 6	H: 3 LOB: 2 BB: 0 P: 6	1B: 11 2B: 1 3B: 0 HR: 0	SF: 0 SAC: 0 DP: 1 HBP: 1	WP: 0 PB: 0 SB: 3 CS: 1	PA: 39					
<b>PITCHER</b>	IP	WLS	BF	H	R	ER	SO	BB	IBB	HBP	BLK	WP	HR	S	P	ERA	WHIP										
<b>Tommy Boggs, R</b> ERA: 4.2 (1, 1)	7.0		30	9	1	1	4	1	0	1	0	0	0	36	41	1.29	1.429										
<b>Rick Camp, R</b> ERA: 1.59 (8, 1)	1.1		7	3	1	1	1	0	0	0	0	0	0	9	9	6.75	2.250										
<b>Al Hrabosky, L</b> ERA: 1.35 (9, 1)	0.1		1	0	0	0	0	0	0	0	0	0	0	1	1	0.00	0.000										
<b>Gene Garber, R</b> ERA: 3.31 (9, 1)	0.1	W	1	0	0	0	0	0	0	0	0	0	0	1	1	0.00	0.000										

Philadelphia Phillies @ Atlanta Braves  
Atlanta-Fulton County Stadium, Atlanta, GA  
Wed Sep 02 1981, 7:05 PM EDT  
Att: 6,232 - Unknown

AB 37  
R 2  
H 12  
RBI 2  
BB 1  
SO 5  
LOB 16



Batter	1	2	3	4	5	6	7	8	9	AB	R	H	RBI	BB	SO	LOB	BOTTOM										
<b>Brett Butler, L</b> OBP: 0.327, SLG: 0.391 (1, 7) <b>Ruffin L. Harrison, R</b> OBP: 0.292, SLG: 0.382 (7, PH) <b>Rick Camp, R</b> ERA: 1.59 (8, 1) <b>Al Hrabosky, R</b> (9, 1) <b>Gene Garber, R</b> OBP: 0.293, SLG: 0.230 (9, PH) <b>Jerry Royster, R</b> OBP: 0.293, SLG: 0.230 (9, PH)	1-3		F7 BLK		E4		FC6-4		SF9	3	1	1	0	0	0	0											
<b>Claudell Washington, L</b> OBP: 0.344, SLG: 0.418 (1, 9)	F9		F7		F7		F7			4	0	0	0	0	0	4											
<b>Bob Homer, R</b> OBP: 0.323, SLG: 0.397 (1, 5)	E6				P3					4	0	1	1	0	0	1											
<b>Chris Chambliss, L</b> OBP: 0.351, SLG: 0.415 (1, 3)	FC4		F4				G3		K	4	0	0	0	0	1	2											
<b>Dale Murphy, R</b> OBP: 0.322, SLG: 0.368 (1, 8)					5-3		K		5-3	4	0	1	0	0	1	0											
<b>Glenn Hubbard, R</b> OBP: 0.329, SLG: 0.375 (1, 4)	K						5-3		1B	3	1	1	0	1	1	1											
<b>Bruce Benedict, R</b> OBP: 0.335, SLG: 0.367 (1, 2)					F8				F8	4	0	0	0	0	0	3											
<b>Rafael Ramirez, R</b> OBP: 0.278, SLG: 0.273 (1, 6) <b>Eddie Miller, S</b> OBP: 0.289, SLG: 0.278 (7, PR) (8, 7)					6-3				S	2	0	0	0	1	0	2											
<b>Tommy Boggs, R</b> OBP: 0.167, SLG: 0.194 (1, 1) <b>Biff Pocoroba, S</b> OBP: 0.285, SLG: 0.210 (7, PH) <b>Larry Whisenton, L</b> (7, PR) <b>Luis Gomez, R</b> OBP: 0.444, SLG: 0.286 (8, 6)					4-3				FC6-4	2	0	0	0	0	0	0											
<b>Inning Stats</b>	R: 0 E: 1 K: 0 S: 4	H: 0 LOB: 1 BB: 0 P: 4	R: 0 E: 0 K: 1 S: 6	H: 1 LOB: 1 BB: 0 P: 6	R: 1 E: 0 K: 0 S: 5	H: 2 LOB: 1 BB: 0 P: 5	R: 0 E: 0 K: 0 S: 3	H: 0 LOB: 1 BB: 1 P: 7	R: 0 E: 0 K: 0 S: 4	H: 0 LOB: 1 BB: 0 P: 4	R: 0 E: 0 K: 1 S: 5	H: 0 LOB: 0 BB: 0 P: 5	R: 0 E: 0 K: 0 S: 3	H: 0 LOB: 2 BB: 2 P: 11	R: 0 E: 0 K: 1 S: 5	H: 0 LOB: 0 BB: 0 P: 5	R: 2 E: 0 K: 0 S: 4	H: 2 LOB: 1 BB: 1 P: 8	1B: 4 2B: 0 3B: 1 HR: 0	SF: 1 SAC: 0 DP: 0 HBP: 0	WP: 0 PB: 0 SB: 4 CS: 0	PA: 37					
<b>PITCHER</b>	IP	WLS	BF	H	R	ER	SO	BB	IBB	HBP	BLK	WP	HR	S	P	ERA	WHIP										
<b>Dickie Noles, R</b> ERA: 4.68 (1, 1)	6.1		27	3	1	1	2	3	0	0	0	0	0	28	40	1.42	0.947										
<b>Sparky Lyle, L</b> ERA: 4.41 (7, 1)	0.2		2	0	0	0	0	0	0	0	0	0	0	2	2	0.00	0.000										
<b>Warren Brusstar, R</b> ERA: 7.71 (8, 1)	1.1	L	7	2	2	2	1	1	0	0	0	0	0	8	12	13.50	2.250										
<b>Tug McGraw, L</b> ERA: 3.0 (9, 1)	0.1		1	0	0	0	0	0	0	0	0	0	0	1	1	0.00	0.000										

Philadelphia Phillies @ Atlanta Braves  
Atlanta-Fulton County Stadium, Atlanta, GA  
Wed Sep 02 1981, 7:05 PM EDT  
Att: 6,232 - Unknown

AB 32  
R 3  
H 5  
RBI 3  
BB 4  
SO 3  
LOB 15










Batter	1	2	3	4	5	6	7	8	9	AB	R	H	RBI	BB	SO	LOB	TOP										
Dave Collins, S OBP: 0.351, SLG: 0.397 (1, 9)	4-0 BB G4-6-3		0-3 K		0-0 L6	0-3 K			0-0 1B 2B	4	1	1	0	1	2	5											
Ken Griffey, L OBP: 0.370, SLG: 0.433 Paul Householder, S OBP: 0.333, SLG: 0.333 (1, 8) (6, PR) (6, 8)	0-0 G4-6-3 1-2			4-3		0-0 1B 2B	0-0 6-3		0-0 1B 2H	3	0	1	0	0	0	1											
Dave Concepcion, R OBP: 0.359, SLG: 0.432 (1, 6)	0-0 3-1			4-0 FC6-4 BB		0-0 1B 1B	0-0 4-3		0-3 K	4	1	1	1	1	1	1											
George Foster, R OBP: 0.360, SLG: 0.531 (1, 7)		0-0 1B G6-4-3		0-0 FC6-4 1-2		0-3 K	0-0 5-3			4	0	1	0	0	1	3											
Dan Driessen, L OBP: 0.336, SLG: 0.362 (1, 3)	0-0 F9		0-3 K			0-0 1B 1B		0-0 P4		4	1	1	0	0	1	2											
Ray Knight, R OBP: 0.332, SLG: 0.360 (1, 5)	0-0 G6-4-3 1-2				0-3 K	0-0 1B SF7		0-0 1-3		4	1	1	1	0	1	1											
Joe Nolan, L OBP: 0.371, SLG: 0.406 (1, 2)			4-0 BB		0-0 1B	0-0 1B E		0-0 G1		3	1	2	1	1	0	0											
Ron Oester, S OBP: 0.322, SLG: 0.367 (1, 4)			0-0 F8		0-0 F8	0-0 SF7		0-0 6-3		3	0	0	1	0	0	2											
Michael LaCoss, R OBP: 0.300, SLG: 0.390 German Barranca, L OBP: 0.300, SLG: 0.390 Charlie Leibrandt, R OBP: 0.300, SLG: 0.390 Larry Blittner, L OBP: 0.300, SLG: 0.390 Doug Bair, R OBP: 0.300, SLG: 0.390 Scott Brown, R OBP: 0.300, SLG: 0.390 Joe Price, R OBP: 0.300, SLG: 0.390 Mike Vail, R OBP: 0.300, SLG: 0.390 (1, 1) (5, PH) (5, 1) (6, PH) (6, 1) (7, 1) (7, 1) (7, 1) (9, PH)			0-3 K		0-0 1B	0-0 1B		0-3 K		1	0	0	0	0	1	1											
<b>Inning Stats</b>	R: 0 E: 0 K: 0 S: 2	H: 0 LOB: 0 BB: 1 P: 6	R: 0 E: 0 K: 0 S: 3	H: 1 LOB: 0 BB: 0 P: 3	R: 0 E: 0 K: 2 S: 7	H: 0 LOB: 1 BB: 1 P: 11	R: 0 E: 0 K: 1 S: 5	H: 0 LOB: 2 BB: 0 P: 9	R: 5 E: 1 K: 2 S: 13	H: 6 LOB: 2 BB: 0 P: 13	R: 0 E: 0 K: 0 S: 3	H: 0 LOB: 0 BB: 0 P: 3	R: 0 E: 0 K: 0 S: 3	H: 0 LOB: 1 BB: 0 P: 9	R: 1 E: 0 K: 2 S: 9	H: 2 LOB: 1 BB: 0 P: 9	1B: 9 2B: 2 3B: 0 HR: 0	SF: 1 SAC: 0 DP: 2 HBP: 0	WP: 0 PA: 39 PB: 0 SB: 1 CS: 0								
<b>PITCHER</b>	IP	WLS	BF	H	R	ER	SO	BB	IBB	HBP	BLK	WP	HR	S	P	ERA	WHIP										
Dick Ruthven, R ERA: 4.92 (1, 1)	5.1		25	8	5	4	5	3	0	0	0	0	0	32	44	6.75	2.062										
Warren Brusstar, R ERA: 6.0 (6, 1)	0.2		3	1	0	0	1	0	0	0	0	0	0	5	5	0.00	1.500										
Sparky Lyle, L ERA: 4.25 (7, 1)	1.0	W	3	0	0	0	0	0	0	0	0	0	0	3	3	0.00	0.000										
Tug McGraw, L ERA: 3.08 (8, 1)	2.0	S	8	2	1	1	2	0	0	0	0	0	0	12	12	4.50	1.000										

Cincinnati Reds @ Philadelphia Phillies  
Veterans Stadium, Philadelphia, PA  
Fri Sep 04 1981, 7:05 PM EDT  
Att: 25,020 - Unknown

livebaseballscores.com

AB 35  
R 6  
H 11  
RBI 6  
BB 3  
SO 8  
LOB 16




Batter	1	2	3	4	5	6	7	8	9	AB	R	H	RBI	BB	SO	LOB	BOTTOM										
Lonnie Smith, R OBP: 0.333, SLG: 0.375 (1, 8)	0-0 5-3		0-0 F9 SF9 2B	0-0 HR		0-0 FC6-4 1-2 2-3	0-0 F7			5	2	2	2	0	0	5											
Pete Rose, S OBP: 0.392, SLG: 0.415 (1, 3)	0-0 L6		0-0 F9 2-3	0-0 3-1		0-0 F7		0-0 F8		5	0	0	0	0	0	3											
Gary Matthews, R OBP: 0.359, SLG: 0.384 (1, 7)	4-0 1B BB		4-0 BB		0-0 4-3		0-0 F7	0-0 F3		3	0	0	0	2	0	0											
Mike Schmidt, R OBP: 0.416, SLG: 0.647 (1, 5)	0-0 1-2 1B		0-0 SF9 3-H		0-3 K		0-0 1B 1B	4-0 CS BB		3	1	2	1	1	1	0											
Keith Moreland, R OBP: 0.299, SLG: 0.444 Ryne Sandberg, R (7, PR) Bob Boone, R OBP: 0.286, SLG: 0.302 (8, 2)	0-0 4-3		0-0 5-3		4-0 BB		0-0 BB FC1-2 1B	0-0 CS		3	0	1	0	1	0	3											
George Vukovich, L OBP: 0.455, SLG: 0.700 (1, 9)		0-0 F7		0-0 5-3	0-0 F8		0-0 FC1-2 1-2 2-H 2B 1B			4	1	1	1	0	0	1											
Larry Bowa, S OBP: 0.307, SLG: 0.307 (1, 6)		0-0 CS 1B		0-0 2B 1B		0-0 FC6-4 SH2-4 1B	4-0 FC1-2 1-2 2-3 BB			3	2	3	0	1	0	0											
Luis Aguayo, R OBP: 0.304, SLG: 0.319 (1, 4)		4-0 1-2 BB		0-0 6-3 HR 2B		0-0 SH2-4	0-0 FC1-2 2B			2	1	1	1	1	0	3											
Dick Ruthven, R OBP: 0.186, SLG: 0.220 Warren Brusstar, R OBP: 0.186, SLG: 0.220 Len Matuszek, L OBP: 0.186, SLG: 0.220 Sparky Lyle, L OBP: 0.186, SLG: 0.220 Del Unser, L OBP: 0.186, SLG: 0.220 Dick Davis, R OBP: 0.186, SLG: 0.220 Tug McGraw, R OBP: 0.186, SLG: 0.220 (1, 1) (5, PH) (5, 1) (7, 1) (7, PH) (7, PH) (8, 1)		0-0 4-3		0-0 6-3		4-0 FC6-4 BB	0-0 1-3 2-H 3-H 2B			2	0	0	0	0	0	2											
<b>Inning Stats</b>	R: 0 E: 0 K: 0 S: 4	H: 1 LOB: 2 BB: 1 P: 8	R: 0 E: 0 K: 0 S: 3	H: 1 LOB: 1 BB: 1 P: 7	R: 1 E: 0 K: 0 S: 4	H: 1 LOB: 1 BB: 1 P: 8	R: 3 E: 0 K: 0 S: 6	H: 3 LOB: 0 BB: 0 P: 6	R: 0 E: 0 K: 1 S: 5	H: 0 LOB: 1 BB: 1 P: 9	R: 0 E: 0 K: 0 S: 4	H: 1 LOB: 2 BB: 1 P: 8	R: 3 E: 0 K: 0 S: 7	H: 4 LOB: 3 BB: 1 P: 11	R: 0 E: 0 K: 0 S: 2	H: 0 LOB: 0 BB: 1 P: 6	1B: 7 2B: 3 3B: 0 HR: 1	SF: 1 SAC: 1 DP: 0 HBP: 0	WP: 0 PA: 41 PB: 0 SB: 1 CS: 2								
<b>PITCHER</b>	IP	WLS	BF	H	R	ER	SO	BB	IBB	HBP	BLK	WP	HR	S	P	ERA	WHIP										
Michael LaCoss, R ERA: 6.68 (1, 1)	4.0		20	6	4	4	0	3	0	0	0	0	1	17	29	9.00	2.250										
Charlie Leibrandt, L ERA: 6.68 (5, 1)	1.0		4	0	0	0	1	1	0	0	0	0	0	5	9	0.00	1.000										
Doug Bair, R ERA: 6.68 (6, 1)	1.1	L	10	4	3	3	0	2	0	0	0	0	0	8	16	20.25	4.500										
Scott Brown, R ERA: 2.7 (7, 1)	0.1		1	0	0	0	0	0	0	0	0	0	0	1	1	0.00	0.000										
Joe Price, L ERA: 3.12 (7, 1)	1.1		5	1	0	0	0	1	0	0	0	0	0	4	8	0.00	1.500										

Cincinnati Reds @ Philadelphia Phillies  
Veterans Stadium, Philadelphia, PA  
Fri Sep 04 1981, 7:05 PM EDT  
Att: 25,020 - Unknown

livebaseballscores.com

AB 31  
R 7  
H 11  
RBI 7  
BB 7  
SO 1  
LOB 17













Batter	1	2	3	4	5	6	7	8	9	AB	R	H	RBI	BB	SO	LOB	TOP					
Tim Raines, S OBP: 0.387, SLG: 0.427	F7		F9		6-3												4 0 1 1 0 0 0					
Rodney Scott, S OBP: 0.322, SLG: 0.261	F8				G3												3 1 0 0 0 1 0 2					
Andre Dawson, R OBP: 0.387, SLG: 0.620																	3 1 1 0 1 0 0 0					
Gary Carter, R OBP: 0.302, SLG: 0.423	K																4 0 0 0 0 2 2					
Warren Cromartie, L OBP: 0.333, SLG: 0.379																	2 0 0 0 2 0 0					
Tim Lincecum, R OBP: 0.292, SLG: 0.333 Dan Briggs, L (7, 3)	6-3																3 1 1 1 0 0 1 1 0 0 0 0 0 1					
Larry Parrish, R OBP: 0.274, SLG: 0.345	K																4 2 2 2 0 1 0					
Chris Speier, R OBP: 0.312, SLG: 0.297																	4 0 0 0 0 0 1					
Stan Bahnsen, R OBP: 0.111, SLG: 0.111 Elias Sosa, R OBP: 1.000, SLG: 1.000 Woodie Fryman, R OBP: 0.500, SLG: 0.500 John Milner, L OBP: 0.308, SLG: 0.397 Jeff Reardon, R (7, 1)	K																2 0 0 0 0 2 0 0 0 0 0 0 0 0 0 0 0 0 0 1 0 1 0 0 0 0 0 0					
<b>Inning Stats</b>	R: 0 E: 0 K: 1 S: 6	H: 1 LOB: 1 BB: 0 P: 6	R: 0 E: 0 K: 1 S: 5	H: 0 LOB: 0 BB: 0 P: 5	R: 0 E: 0 K: 1 S: 5	H: 0 LOB: 0 BB: 0 P: 5	R: 4 E: 0 K: 0 S: 4	H: 1 LOB: 0 BB: 3 P: 16	R: 0 E: 0 K: 1 S: 5	H: 0 LOB: 0 BB: 0 P: 5	R: 0 E: 0 K: 1 S: 5	H: 0 LOB: 0 BB: 0 P: 5	R: 1 E: 0 K: 0 S: 5	H: 3 LOB: 2 BB: 1 P: 9	R: 0 E: 0 K: 0 S: 3	H: 0 LOB: 1 BB: 1 P: 7	R: 0 E: 0 K: 0 S: 3	H: 0 LOB: 0 BB: 0 P: 3	1B: 4 2B: 0 3B: 0 HR: 1	SF: 0 SAC: 0 DP: 0 HBP: 0	WP: 0 PB: 0 SB: 4 CS: 0	PA: 36
<b>PITCHER</b>	IP WLS BF H R ER SO BB IBB HBP BLK WP HR S P ERA WHIP																					
Mark Davis, L ERA: 12.89	(1, 1) 6.0 23 2 4 4 5 3 0 0 0 1 0 1 30 42 6.00 0.833																					
Mike Proly, R ERA: 3.69	(7, 1) 2.0 L 10 3 1 1 0 2 0 0 0 0 0 0 8 16 4.50 2.500																					
Sparky Lyle, L ERA: 4.34	(9, 1) 1.0 3 0 0 0 0 0 0 0 0 0 0 0 3 3 0.00 0.000																					

Mon Sep 07 1981, 3:33 AM EDT  
Att: 31,401 - Unknown

**Montreal Expos @ Philadelphia Phillies**  
Veterans Stadium, Philadelphia, PA

AB	31
R	5
H	5
RBI	4
BB	5
SO	5
LOB	7



Batter	1	2	3	4	5	6	7	8	9	AB	R	H	RBI	BB	SO	LOB	BOTTOM					
Pete Rose, S OBP: 0.392, SLG: 0.412	4-3		K	4-3													4 0 0 0 1 1 2					
Bake McBride, L OBP: 0.312, SLG: 0.365 Lonnie Smith, R OBP: 0.338, SLG: 0.367	4-3																5 0 2 0 0 1 3 0 0 0 0 0 0 0					
Gary Matthews, R OBP: 0.355, SLG: 0.379	6-3																4 0 0 0 0 1 4					
Mike Schmidt, R OBP: 0.415, SLG: 0.635																	4 1 1 0 1 1 2					
Keith Moreland, R OBP: 0.304, SLG: 0.437 Ryne Sandberg, R (6, PR) Bob Boone, R OBP: 0.284, SLG: 0.300 Del Unser, L OBP: 0.304, SLG: 0.255	F3																2 0 1 0 1 0 1 0 1 0 0 0 0 0 1 0 0 0 0 0 0 1 0 0 0 0 0 2					
Gary Maddox, R OBP: 0.296, SLG: 0.339																	3 2 1 0 1 0 3					
Larry Bowa, S OBP: 0.313, SLG: 0.310	F5																3 0 1 0 0 0 2					
Manny Trillo, R OBP: 0.336, SLG: 0.388																	2 0 2 4 1 0 0					
Mark Davis, L Ramon Aviles, R OBP: 0.200, SLG: 0.111 Mike Proly, R (7, 1) Len Matuszek, L OBP: 0.750, SLG: 1.000 Sparky Lyle, L OBP: 0.333, SLG: 0.333	G3																1 0 0 0 0 0 1 1 0 0 0 0 0 2 0 0 0 0 0 0 0 1 0 0 0 0 0 1 0 0 0 0 0 0 0					
<b>Inning Stats</b>	R: 0 E: 0 K: 0 S: 3	H: 0 LOB: 0 BB: 0 P: 3	R: 2 E: 0 K: 0 S: 5	H: 2 LOB: 1 BB: 1 P: 9	R: 0 E: 1 K: 1 S: 6	H: 1 LOB: 3 BB: 2 P: 14	R: 0 E: 0 K: 0 S: 3	H: 0 LOB: 1 BB: 1 P: 7	R: 0 E: 0 K: 1 S: 5	H: 0 LOB: 0 BB: 0 P: 5	R: 2 E: 0 K: 1 S: 9	H: 3 LOB: 3 BB: 1 P: 13	R: 0 E: 0 K: 1 S: 5	H: 0 LOB: 0 BB: 0 P: 5	R: 0 E: 0 K: 0 S: 4	H: 1 LOB: 1 BB: 0 P: 4	R: 0 E: 0 K: 0 S: 4	H: 1 LOB: 2 BB: 0 P: 4	1B: 7 2B: 1 3B: 0 HR: 0	SF: 0 SAC: 4 DP: 0 HBP: 0	WP: 0 PB: 0 SB: 3 CS: 0	PA: 41
<b>PITCHER</b>	IP WLS BF H R ER SO BB IBB HBP BLK WP HR S P ERA WHIP																					
Stan Bahnsen, R ERA: 5.44	(1, 1) 5.0 22 3 2 2 2 4 0 0 0 0 0 0 4 4 3.60 1.400																					
Elias Sosa, R ERA: 5.09	(6, 1) 0.0 4 3 2 2 0 0 0 0 0 0 0 0 4 4																					
Woodie Fryman, L ERA: 1.69	(6, 1) 1.0 W 4 0 0 0 1 0 1 0 0 0 0 0 5 9 0.00 0.000																					
Jeff Reardon, R ERA: 2.4	(7, 1) 3.0 S 11 2 0 0 1 0 0 0 0 0 0 0 13 13 0.00 0.667																					

Mon Sep 07 1981, 3:33 AM EDT  
Att: 31,401 - Unknown

**Montreal Expos @ Philadelphia Phillies**  
Veterans Stadium, Philadelphia, PA

AB	32
R	4
H	8
RBI	4
BB	5
SO	4
LOB	23





















Batter	1	2	3	4	5	6	7	8	9	AB	R	H	RBI	BB	SO	LOB	TOP										
<b>Pete Rose, S</b> OBP: 0.394, SLG: 0.407 (1, 3)										4	0	2	0	0	1	0	<b>Philadelphia Phillies @ Pittsburgh Pirates</b> <b>Three Rivers Stadium, Pittsburgh, PA</b> Sun Sep 13 1981, 3:33 AM EDT Att: 16,493 - Unknown										
<b>Bake McBride, L</b> OBP: 0.307, SLG: 0.373 (1, 9)										4	1	2	0	0	0	1											
<b>Gary Matthews, R</b> OBP: 0.366, SLG: 0.408 (1, 7)										4	1	1	1	0	1	3											
<b>Mike Schmidt, R</b> OBP: 0.427, SLG: 0.632 (1, 5)										2	0	1	0	2	1	1											
<b>Keith Moreland, R</b> OBP: 0.316, SLG: 0.431 (1, 2)										4	0	2	1	0	1	2											
<b>Bob Demier, R</b> OBP: 1.000, SLG: 1.000 (9, PR)										0	0	0	0	0	0	0											
<b>Gary Maddox, R</b> OBP: 0.302, SLG: 0.352 (1, 8)										4	0	0	0	0	0	4											
<b>Lary Bowa, S</b> OBP: 0.325, SLG: 0.323 (1, 6)										3	0	1	0	0	0	0											
<b>Del Unser, L</b> OBP: 0.310, SLG: 0.250 (9, PH)										1	0	0	0	0	1	2											
<b>Manny Trillo, R</b> OBP: 0.341, SLG: 0.403 (1, 4)										4	0	0	0	0	1	4											
<b>Mark Davis, L</b> OBP: 0.600, SLG: 0.800 (8, 1)										2	0	0	0	1	0	0											
<b>Inning Stats</b>	R: 0 E: 1 K: 1 S: 5	H: 2 LOB: 2 BB: 0 P: 5	R: 0 E: 0 K: 1 S: 5	H: 1 LOB: 0 BB: 0 P: 5	R: 0 E: 0 K: 0 S: 3	H: 0 LOB: 0 BB: 0 P: 3	R: 0 E: 0 K: 0 S: 3	H: 0 LOB: 0 BB: 0 P: 3	R: 0 E: 0 K: 1 S: 4	H: 1 LOB: 2 BB: 1 P: 8	R: 2 E: 0 K: 1 S: 8	H: 3 LOB: 2 BB: 1 P: 12	R: 0 E: 0 K: 0 S: 2	H: 0 LOB: 0 BB: 1 P: 6	R: 0 E: 0 K: 1 S: 6	H: 1 LOB: 1 BB: 0 P: 6	R: 0 E: 0 K: 2 S: 8	H: 1 LOB: 2 BB: 0 P: 8	1B: 8 2B: 1 3B: 0 HR: 0	SF: 0 SAC: 0 DP: 0 HBP: 0	WP: 0 PB: 0 SB: 1 CS: 1	PA: 36					
<b>PITCHER</b>	IP	WLS	BF	H	R	ER	SO	BB	IBB	HBP	BLK	WP	HR	S	P	ERA	WHIP										
<b>Odell Jones, R</b> ERA: 2.08 (1, 1)	8.0	W	31	8	2	2	4	2	1	0	0	0	0	36	48	2.25	1.250										
<b>Kent Tekulve, R</b> ERA: 2.61 (9, 1)	1.0	S	4	1	0	0	2	0	0	0	0	0	0	8	8	0.00	1.000										

AB 32  
R 2  
H 9  
RBI 2  
BB 3  
SO 6  
LOB 17



Batter	1	2	3	4	5	6	7	8	9	AB	R	H	RBI	BB	SO	LOB	BOTTOM										
<b>Omar Moreno, L</b> OBP: 0.328, SLG: 0.361 (1, 8)										4	1	1	1	0	1	0	<b>Philadelphia Phillies @ Pittsburgh Pirates</b> <b>Three Rivers Stadium, Pittsburgh, PA</b> Sun Sep 13 1981, 3:33 AM EDT Att: 16,493 - Unknown										
<b>Tim Foli, R</b> OBP: 0.276, SLG: 0.289 (1, 6)										2	0	0	0	1	0	0											
<b>Willie Stargell, L</b> OBP: 0.345, SLG: 0.370 (8, PH)										1	0	1	0	0	0	0											
<b>Matt Alexander, S</b> OBP: 0.200, SLG: 0.200 (8, PR)										0	1	0	0	0	0	0											
<b>Kent Tekulve, R</b> ERA: 2.61 (9, 1)										0	0	0	0	0	0	0											
<b>Bill Madlock, R</b> OBP: 0.421, SLG: 0.494 (1, 5)										1	0	0	0	3	0	0											
<b>Bill Robinson, R</b> OBP: 0.263, SLG: 0.339 (1, 3)										3	0	1	0	0	0	1											
<b>Jason Thompson, L</b> OBP: 0.396, SLG: 0.450 (9, 3)										1	0	1	2	0	0	0											
<b>Mike Easter, L</b> OBP: 0.329, SLG: 0.427 (1, 7)										4	0	0	0	0	1	4											
<b>Tony Peña, R</b> OBP: 0.309, SLG: 0.370 (1, 2)										3	0	0	0	0	0	0											
<b>Lee Lacy, R</b> OBP: 0.312, SLG: 0.363 (1, 9)										3	0	2	0	0	0	0											
<b>Johnny Ray, S</b> OBP: 0.399, SLG: 0.486 (1, 4)										3	1	2	0	0	0	1											
<b>Odell Jones, R</b> ERA: 2.08 (1, 1)										1	0	0	0	0	0	1											
<b>Willie Montanez, L</b> OBP: 0.242, SLG: 0.264 (8, PH)										1	0	0	0	0	0	0											
<b>Dale Berra, R</b> OBP: 0.310, SLG: 0.320 (9, 6)										0	0	0	0	0	0	0											
<b>Inning Stats</b>	R: 0 E: 0 K: 0 S: 3	H: 1 LOB: 2 BB: 2 P: 11	R: 0 E: 0 K: 0 S: 4	H: 2 LOB: 1 BB: 0 P: 4	R: 0 E: 0 K: 1 S: 5	H: 0 LOB: 0 BB: 0 P: 5	R: 0 E: 0 K: 1 S: 5	H: 0 LOB: 0 BB: 0 P: 5	R: 1 E: 0 K: 0 S: 4	H: 2 LOB: 1 BB: 0 P: 4	R: 0 E: 0 K: 0 S: 2	H: 0 LOB: 0 BB: 1 P: 6	R: 0 E: 0 K: 0 S: 4	H: 1 LOB: 1 BB: 0 P: 4	R: 2 E: 1 K: 0 S: 5	H: 2 LOB: 2 BB: 1 P: 9	1B: 7 2B: 1 3B: 0 HR: 0	SF: 0 SAC: 1 DP: 1 HBP: 0	WP: 0 PB: 0 SB: 2 CS: 3	PA: 32							
<b>PITCHER</b>	IP	WLS	BF	H	R	ER	SO	BB	IBB	HBP	BLK	WP	HR	S	P	ERA	WHIP										
<b>Mark Davis, L</b> ERA: 9.14 (1, 1)	7.0	L	26	6	1	1	2	3	0	0	0	0	0	27	39	1.29	1.286										
<b>Ron Reed, R</b> ERA: 3.53 (8, 1)	1.0	L	6	2	2	1	0	0	1	0	0	0	0	5	9	9.00	2.000										

AB 27  
R 3  
H 8  
RBI 3  
BB 4  
SO 2  
LOB 7






Batter	1	2	3	4	5	6	7	8	9	AB	R	H	RBI	BB	SO	LOB	TOP				
<b>Pete Rose, S</b> OBP: 0.393, SLG: 0.406 (1, 3)	1-3		2B SF9 1B	5-3			K			4	1	1	0	0	1	1	<b>Philadelphia Phillies @ New York Mets</b> Shea Stadium, Flushing, NY Wed Sep 16 1981, 7:05 PM EDT Unknown				
<b>Bake McBride, L</b> OBP: 0.306, SLG: 0.376 <b>Greg Gross, L</b> OBP: 0.330, SLG: 0.326 (1, 9) (7, 9)	F4-3		1-3 2B	5-3			F4-3			4	0	1	0	0	0	0					
<b>Gary Matthews, R</b> OBP: 0.365, SLG: 0.405 (1, 7)	BB		SF9	6-3			5-3			2	0	0	1	1	0	0					
<b>Mike Schmidt, R</b> OBP: 0.425, SLG: 0.637 (1, 5)	F8		3-H K	HR			K			4	1	1	1	0	2	2					
<b>Bob Boone, R</b> OBP: 0.274, SLG: 0.288 (1, 2)		6-3	K	L5			5-3			4	0	0	0	0	1	1					
<b>Gary Maddox, R</b> OBP: 0.298, SLG: 0.347 (1, 8)		6-3		F9			6-3			4	0	0	0	0	0	0					
<b>Larry Bowa, S</b> OBP: 0.327, SLG: 0.329 (1, 6)		1B 1B		1B 2B			1-3			4	1	2	0	0	1	0					
<b>Manny Trillo, R</b> OBP: 0.340, SLG: 0.401 (1, 4)		FC6-4 1B		F4			F9			4	0	1	0	0	0	1					
<b>Dick Ruthven, R</b> OBP: 0.188, SLG: 0.217 (1, 1)		FC6-4					5-3			3	0	1	1	0	0	2					
<b>Inning Stats</b>	R: 0 E: 0 K: 0 S: 3	H: 0 LOB: 1 BB: 1 P: 7	R: 0 E: 0 K: 0 S: 5	H: 2 LOB: 2 BB: 0 P: 5	R: 1 E: 0 K: 2 S: 9	H: 2 LOB: 1 BB: 0 P: 9	R: 1 E: 0 K: 0 S: 5	H: 1 LOB: 0 BB: 0 P: 4	R: 0 E: 0 K: 0 S: 3	H: 0 LOB: 0 BB: 0 P: 3	R: 0 E: 0 K: 1 S: 5	H: 0 LOB: 0 BB: 0 P: 5	R: 0 E: 0 K: 1 S: 5	H: 0 LOB: 0 BB: 0 P: 5	R: 0 E: 0 K: 1 S: 5	H: 0 LOB: 0 BB: 0 P: 5		1B: 4 2B: 2 3B: 0 HR: 1	SF: 1 SAC: 0 DP: 0 HBP: 0	WP: 0 PB: 0 SB: 0 CS: 0	PA: 35
<b>PITCHER</b>	IP	WLS	BF	H	R	ER	SO	BB	IBB	HBP	BLK	WP	HR	S	P	ERA	WHIP				
<b>Pat Zachry, R</b> ERA: 3.79 (1, 1)	5.0	L	23	7	3	3	2	1	0	0	0	0	1	26	30	5.40	1.600				
<b>Terry Leach, R</b> ERA: 1.51 (6, 1)	3.0		9	0	0	0	2	0	0	0	0	0	0	13	13	0.00	0.000				
<b>Dan Boitano, R</b> ERA: 5.27 (9, 1)	1.0		3	0	0	0	1	0	0	0	0	0	0	5	5	0.00	0.000				

Batter	1	2	3	4	5	6	7	8	9	AB	R	H	RBI	BB	SO	LOB	BOTTOM				
<b>Mookie Wilson, S</b> OBP: 0.333, SLG: 0.381 (1, 8)	SH5-3 WP 1B		P4				K			3	1	1	0	1	1	2	<b>Philadelphia Phillies @ New York Mets</b> Shea Stadium, Flushing, NY Wed Sep 16 1981, 7:05 PM EDT Unknown				
<b>John Stearns, R</b> OBP: 0.328, SLG: 0.321 (1, 2)	SH5-3 1-3		BB			FC4				2	0	0	0	1	1	2					
<b>Lee Mazzilli, S</b> OBP: 0.330, SLG: 0.371 (1, 7)	P4		3-1			1-3				4	0	0	0	0	0	3					
<b>Dave Kingman, R</b> OBP: 0.312, SLG: 0.434 (1, 3)	5-3					6-3				4	0	0	0	0	0	0					
<b>Ellis Valentine, R</b> OBP: 0.239, SLG: 0.358 (1, 9)			K			4-3				4	0	2	0	0	1	0					
<b>Hubie Brooks, R</b> OBP: 0.336, SLG: 0.389 (1, 5)			K			2B				4	0	1	0	0	3	2					
<b>Frank Taveras, R</b> OBP: 0.263, SLG: 0.286 (1, 6)										3	0	0	0	0	0	2					
<b>Rusty Staub, L</b> OBP: 0.378, SLG: 0.389 (9, PH)	5-3					3-1				0	0	0	0	1	0	0					
<b>Ron Gardenhire, R</b> OBP: 0.182, SLG: 0.182 (9, PR)										0	0	0	0	0	0	0					
<b>Doug Flynn, R</b> OBP: 0.235, SLG: 0.277 (1, 4)			F6-3				FC4 1B			3	0	1	0	0	0	1					
<b>Mike Jorgensen, L</b> OBP: 0.290, SLG: 0.384 (9, PH)							F6-4-3 1-2			1	0	0	0	0	0	2					
<b>Pat Zachry, R</b> OBP: 0.243, SLG: 0.182 (1, 1)							F7			0	0	0	0	1	0	0					
<b>Ron Hodges, L</b> OBP: 0.359, SLG: 0.371 (5, PH)										1	0	0	0	0	0	1					
<b>Terry Leach, R</b> (6, 1)										0	0	0	0	0	0	0					
<b>Mike Cabbage, L</b> OBP: 0.323, SLG: 0.351 (8, PH)										1	0	0	0	0	0	0					
<b>Dan Boitano, R</b> (9, 1)										0	0	0	0	0	0	0					
<b>Inning Stats</b>	R: 1 E: 0 K: 0 S: 4	H: 1 LOB: 0 BB: 0 P: 4	R: 0 E: 0 K: 2 S: 7	H: 0 LOB: 0 BB: 0 P: 7	R: 0 E: 0 K: 0 S: 3	H: 0 LOB: 2 BB: 2 P: 11	R: 0 E: 0 K: 1 S: 6	H: 1 LOB: 1 BB: 0 P: 6	R: 0 E: 0 K: 0 S: 3	H: 0 LOB: 0 BB: 0 P: 3	R: 0 E: 0 K: 0 S: 3	H: 1 LOB: 0 BB: 0 P: 3	R: 0 E: 0 K: 1 S: 5	H: 0 LOB: 1 BB: 1 P: 9	R: 0 E: 0 K: 1 S: 6	H: 1 LOB: 2 BB: 1 P: 10	1B: 4 2B: 1 3B: 0 HR: 0	SF: 0 SAC: 1 DP: 1 HBP: 0	WP: 1 PB: 0 SB: 1 CS: 0	PA: 35	
<b>PITCHER</b>	IP	WLS	BF	H	R	ER	SO	BB	IBB	HBP	BLK	WP	HR	S	P	ERA	WHIP				
<b>Dick Ruthven, R</b> ERA: 4.88 (1, 1)	9.0	W	35	5	1	1	6	4	0	0	0	1	0	43	59	1.00	1.000				

AB	33
R	3
H	7
RBI	3
BB	1
SO	5
LOB	7





Batter	1	2	3	4	5	6	7	8	9	AB	R	H	RBI	BB	SO	LOB	TOP										
<b>Pete Rose, S</b> OBP: 0.388, SLG: 0.400 (1, 3)	0-0 4-3		0-0 5-3	0-0 3-1			0-3 K		0-3 K	5	0	0	0	0	2	1	<b>Philadelphia Phillies @ New York Mets</b> Shea Stadium, Flushing, NY Wed Sep 16 1981, 7:05 PM EDT Att: 4,353 - Unknown										
<b>Bake McBride, L</b> OBP: 0.305, SLG: 0.382 (1, 9)	0-0 G5-4-3 1B		0-0 HR 2B	0-0 4-3			0-0 3-1		0-0 F4-3	5	1	2	0	0	0	2											
<b>Gary Matthews, R</b> OBP: 0.369, SLG: 0.418 (1, 7)	0-0 G5-4-3 1-2		0-0 HR		4-0 1B BB		0-0 1B			3	1	2	2	1	0	1											
<b>Mike Schmidt, R</b> OBP: 0.424, SLG: 0.631 (1, 5)		4-0 F8 1B BB	0-0 P6		0-0 F7		0-0 F8		0-0 F8	3	1	0	0	1	0	2											
<b>Keith Moreland, R</b> OBP: 0.321, SLG: 0.439 (1, 2)		0-0 1B 1-2 1B	0-0 1B 2B		0-0 F8			0-0 1-3		4	1	2	0	0	0	1											
<b>Gary Maddox, R</b> OBP: 0.300, SLG: 0.349 (1, 8)		0-0 F8 2-3	0-0 BB 1B		0-0 1-3 1B		0-0 1-3 1B		0-0 F7	4	0	2	1	0	0	2											
<b>Larry Bowa, S</b> OBP: 0.329, SLG: 0.329 (1, 6)		0-0 FC6-4 1-3 3-H 1B	4-0 1-2 BB		0-0 F7			0-0 G3		3	0	1	1	1	0	0											
<b>Manny Trillo, R</b> OBP: 0.337, SLG: 0.396 (9, PH)		0-3 K	0-0 F8		0-3 K			0-0 F7	3	0	0	0	0	2	4	<b>AB 35</b> <b>R 4</b> <b>H 10</b> <b>RBI 4</b> <b>BB 3</b> <b>SO 5</b> <b>LOB 15</b>											
<b>Greg Gross, L</b> OBP: 0.327, SLG: 0.322 (9, PH)		0-3 K	0-0 F8		0-0 K			0-0 F7	1	0	0	0	0	0	0												
<b>Steve Carlton, L</b> OBP: 0.164, SLG: 0.220 (9, PH)		0-0 FC6-4 1-2 1B	0-3 K		0-0 5-3			0-0 S 1B	3	0	0	0	0	1	2												
<b>George Vukovich, L</b> OBP: 0.471, SLG: 0.625 (9, PR)		0-0 FC6-4 1-2 1B	0-0 K		0-0 5-3			0-0 S 1B	1	0	1	0	0	0	0												
<b>Bob Demier, R</b> OBP: 1.000, SLG: 1.000 (9, PR)		0-0 FC6-4 1-2 1B	0-0 K		0-0 5-3			0-0 S 1B	0	0	0	0	0	0	0												
<b>Inning Stats</b>	R: 0 E: 0 K: 0 S: 3	H: 1 LOB: 0 BB: 0 P: 3	R: 1 E: 0 K: 1 S: 7	H: 2 LOB: 2 BB: 1 P: 11	R: 3 E: 0 K: 0 S: 7	H: 4 LOB: 0 BB: 1 P: 11	R: 0 E: 0 K: 1 S: 5	H: 0 LOB: 0 BB: 0 P: 5	R: 0 E: 0 K: 1 S: 5	H: 1 LOB: 2 BB: 0 P: 7	R: 0 E: 0 K: 1 S: 6	H: 0 LOB: 0 BB: 0 P: 6	R: 0 E: 0 K: 0 S: 3	H: 0 LOB: 0 BB: 0 P: 3	R: 0 E: 0 K: 1 S: 6	H: 1 LOB: 2 BB: 0 P: 6	1B: 7 2B: 2 3B: 0 HR: 1	SF: 0 SAC: 0 DP: 1 HBP: 0	WP: 0 PB: 0 SB: 1 CS: 0	PA: 38							
<b>PITCHER</b>	IP	WLS	BF	H	R	ER	SO	BB	IBB	HBP	BLK	WP	HR	S	P	ERA	WHIP										
<b>Greg Harris, R</b> ERA: 4.82 (1, 1)	2.2		15	7	4	4	1	1	0	0	0	0	1	16	20	13.50	3.000										
<b>Charlie Puleo, R</b> ERA: (3, 1)	2.1		9	1	0	0	1	2	0	0	0	0	0	9	17	0.00	1.286										
<b>Jesse Orosco, L</b> ERA: (6, 1)	2.0		7	1	0	0	2	0	0	0	0	0	0	11	11	0.00	0.500										
<b>Mike Marshall, R</b> ERA: 3.32 (8, 1)	1.0	W	3	0	0	0	0	0	0	0	0	0	0	3	3	0.00	0.000										
<b>Neil Allen, R</b> ERA: 2.88 (9, 1)	1.0	S	4	1	0	0	1	0	0	0	0	0	0	6	6	0.00	1.000										

Batter	1	2	3	4	5	6	7	8	9	AB	R	H	RBI	BB	SO	LOB	BOTTOM										
<b>Mookie Wilson, S</b> OBP: 0.336, SLG: 0.383 (1, 8)	0-0 2B 1B		0-3 K		0-0 BB 5-3 1B		0-3 K			4	1	2	0	0	2	0	<b>Philadelphia Phillies @ New York Mets</b> Shea Stadium, Flushing, NY Wed Sep 16 1981, 7:05 PM EDT Att: 4,353 - Unknown										
<b>Bob Bailor, R</b> OBP: 0.342, SLG: 0.314 (1, 4) (9, 7)	0-0 1-H 2B		0-0 5-3		0-0 5-3		0-0 FC6-4 1B			4	1	2	1	0	0	2											
<b>Hubie Brooks, R</b> OBP: 0.338, SLG: 0.392 (1, 5)	0-0 2-H 2B		0-3 K		4-0 BB BB		0-0 FC6-4 1-2 1B			3	0	1	1	1	1	1											
<b>Dave Kingman, R</b> OBP: 0.314, SLG: 0.432 (1, 3)	0-3 K		0-3 K		4-0 1-2 2-3 3-H BB			4-0 HR BB		2	1	0	1	2	2	1											
<b>Mike Jorgensen, L</b> OBP: 0.290, SLG: 0.384 (9, 3)	0-3 K		0-3 K		0-0 F9			0-3 K		0	0	0	0	0	0	0											
<b>Lee Mazzilli, S</b> OBP: 0.328, SLG: 0.368 (1, 7)	0-3 K		0-3 K		0-0 F9			0-3 K		2	0	0	0	0	2	1											
<b>Mike Howard, S</b> OBP: 0.250, SLG: 0.375 (5, 9)	0-3 K		0-3 K		0-0 F9			0-3 K		2	0	0	0	0	1	4											
<b>John Stearns, R</b> OBP: 0.335, SLG: 0.344 (1, 2)	4-0 BB		0-0 L9-6 2B		0-0 L9-6		0-3 K		0-0 HR	3	1	2	2	1	1	0											
<b>Alex Trevino, R</b> OBP: 0.329, SLG: 0.266 (5, 7)	0-3 K		0-0 L9-6		0-0 4-3			0-3 K		4	0	0	0	0	2	3											
<b>Neil Allen, R</b> OBP: 0.200, SLG: 0.600 (9, 1)	0-3 K		0-0 L9-6		0-0 4-3			0-3 K		0	0	0	0	0	0	0											
<b>Ron Gardenhire, R</b> OBP: 0.200, SLG: 0.200 (1, 6)		0-0 5-3		0-0 5-3 1B BB 1B		0-3 K		0-0 5-3		4	1	1	0	0	1	0											
<b>Greg Harris, S</b> OBP: 0.118, SLG: 0.176 (1, 1)		0-3 K		0-3 K		0-3 K		0-3 K		1	0	0	0	0	1	0											
<b>Charlie Puleo, R</b> (3, 1)		0-3 K		0-3 K		0-3 K		0-3 K		0	0	0	0	0	0	0											
<b>Brian Giles, R</b> (5, PH)		0-3 K		0-3 K		0-3 K		0-3 K		1	0	0	0	0	1	1											
<b>Jesse Orosco, R</b> (6, 1)		0-3 K		0-3 K		0-3 K		0-3 K		0	0	0	0	0	0	0											
<b>Frank Taveras, R</b> OBP: 0.302, SLG: 0.285 (7, PH)		0-3 K		0-3 K		0-3 K		0-3 K		1	0	0	0	0	1	0											
<b>Mike Marshall, R</b> (8, 1)		0-3 K		0-3 K		0-3 K		0-3 K		0	0	0	0	0	0	0											
<b>Doug Flynn, R</b> OBP: 0.226, SLG: 0.277 (9, 4)		0-3 K		0-3 K		0-3 K		0-3 K		0	0	0	0	0	0	0											
<b>Inning Stats</b>	R: 2 E: 0 K: 3 S: 12	H: 3 LOB: 2 BB: 1 P: 16	R: 0 E: 0 K: 2 S: 7	H: 0 LOB: 0 BB: 0 P: 7	R: 0 E: 0 K: 2 S: 7	H: 0 LOB: 0 BB: 0 P: 7	R: 0 E: 0 K: 1 S: 5	H: 1 LOB: 0 BB: 0 P: 5	R: 1 E: 0 K: 1 S: 7	H: 2 LOB: 3 BB: 2 P: 15	R: 0 E: 0 K: 2 S: 7	H: 0 LOB: 0 BB: 0 P: 7	R: 0 E: 0 K: 2 S: 8	H: 1 LOB: 1 BB: 0 P: 8	R: 2 E: 0 K: 2 S: 8	H: 1 LOB: 0 BB: 1 P: 12	1B: 4 2B: 4 3B: 0 HR: 1	SF: 0 SAC: 0 DP: 1 HBP: 0	WP: 0 PB: 0 SB: 0 CS: 0	PA: 35							
<b>PITCHER</b>	IP	WLS	BF	H	R	ER	SO	BB	IBB	HBP	BLK	WP	HR	S	P	ERA	WHIP										
<b>Steve Carlton, L</b> ERA: 2.47 (1, 1)	8.0	L	35	8	5	5	15	4	0	0	0	0	1	61	77	5.62	1.500										





Batter	1	2	3	4	5	6	7	8	9	AB	R	H	RBI	BB	SO	LOB	TOP				
<b>Pete Rose, S</b> OBP: 0.386, SLG: 0.398 (1, 3)										4	0	1	0	0	0	2	<b>Philadelphia Phillies @ New York Mets</b> Shea Stadium, Flushing, NY Thu Sep 17 1981, 7:05 PM EDT Att: 5,501 - Unknown				
<b>Del Unser, L</b> OBP: 0.310, SLG: 0.250 (7, 3)										0	0	0	0	0	0	0					
<b>Bake McBride, L</b> OBP: 0.313, SLG: 0.385 (1, 9)										4	0	2	0	0	0	0					
<b>Greg Gross, L</b> OBP: 0.327, SLG: 0.322 (7, 9)										0	0	0	0	0	0	0					
<b>Gary Matthews, R</b> OBP: 0.365, SLG: 0.412 (1, 7)										4	0	0	0	0	0	3					
<b>Mike Schmidt, R</b> OBP: 0.424, SLG: 0.628 (1, 5)										3	1	1	0	1	0	2					
<b>Keith Moreland, R</b> OBP: 0.319, SLG: 0.430 (1, 2)										3	1	0	0	1	0	1					
<b>Gary Maddox, R</b> OBP: 0.297, SLG: 0.344 (1, 8)										4	1	0	0	0	1	2					
<b>Larry Bowa, S</b> OBP: 0.331, SLG: 0.334 (1, 6)										4	0	2	2	0	0	1					
<b>Manny Trillo, R</b> OBP: 0.335, SLG: 0.394 (1, 4)										2	0	0	1	1	0	2					
<b>Dickie Noles, R</b> OBP: 0.154, SLG: 0.154 (1, 1)										3	0	0	0	0	1	4					
<b>Jerry Reed, R</b> (8, 1)										0	0	0	0	0	0	0					
<b>Sparky Lyle, L</b> OBP: 0.250, SLG: 0.250 (8, 1)										1	0	0	0	0	0	0					
<b>Ron Reed, R</b> OBP: 0.600, SLG: 0.800 (9, 1)										0	0	0	0	0	0	0					
<b>Inning Stats</b>	R: 0 E: 0 K: 0 S: 3	H: 1 LOB: 0 BB: 0 P: 3	R: 2 E: 1 K: 1 S: 8	H: 2 LOB: 2 BB: 1 P: 12	R: 0 E: 0 K: 0 S: 3	H: 0 LOB: 1 BB: 1 P: 7	R: 1 E: 1 K: 0 S: 4	H: 0 LOB: 1 BB: 0 P: 4	R: 0 E: 0 K: 0 S: 4	H: 2 LOB: 1 BB: 0 P: 4	R: 0 E: 1 K: 0 S: 4	H: 1 LOB: 2 BB: 1 P: 8	R: 0 E: 0 K: 0 S: 3	H: 0 LOB: 0 BB: 0 P: 5	R: 0 E: 0 K: 0 S: 3	H: 0 LOB: 0 BB: 0 P: 3	1B: 5 2B: 1 3B: 0 HR: 0	SF: 1 SAC: 0 DP: 1 HBP: 0	WP: 0 PB: 0 SB: 1 CS: 0	PA: 36	
<b>PITCHER</b>	IP	WLS	BF	H	R	ER	SO	BB	IBB	HBP	BLK	WP	HR	S	P	ERA	WHIP				
<b>Mike Scott, R</b> ERA: 3.91 (1, 1)	6.0	L	27	6	3	1	1	2	1	0	0	0	0	26	38	1.50	1.333				
<b>Ray Searge, L</b> ERA: 3.59 (7, 1)	2.0		6	0	0	0	1	0	0	0	0	0	0	8	8	0.00	0.000				
<b>Mike Marshall, R</b> ERA: 3.15 (9, 1)	1.0		3	0	0	0	0	0	0	0	0	0	0	3	3	0.00	0.000				

Batter	1	2	3	4	5	6	7	8	9	AB	R	H	RBI	BB	SO	LOB	BOTTOM					
<b>Mookie Wilson, S</b> OBP: 0.331, SLG: 0.377 (1, 8)										4	0	0	0	0	1	1	<b>Philadelphia Phillies @ New York Mets</b> Shea Stadium, Flushing, NY Thu Sep 17 1981, 7:05 PM EDT Att: 5,501 - Unknown					
<b>Bob Bailor, R</b> OBP: 0.341, SLG: 0.306 (1, 4)										2	0	0	0	0	0	0						
<b>Doug Flynn, R</b> OBP: 0.235, SLG: 0.277 (7, PR)										0	0	0	0	0	0	0						
<b>Lee Mazzilli, S</b> OBP: 0.327, SLG: 0.367 (8, PH)										1	0	0	0	0	1	1						
<b>Brian Giles, R</b> (9, 4)										0	0	0	0	0	0	0						
<b>Hubie Brooks, R</b> OBP: 0.337, SLG: 0.390 (1, 5)										4	0	1	0	0	1	1						
<b>Rusty Staub, L</b> OBP: 0.375, SLG: 0.385 (1, 3)										4	0	1	0	0	0	1						
<b>Dave Kingman, R</b> OBP: 0.313, SLG: 0.429 (1, 7)										4	0	1	0	0	2	1						
<b>John Stearns, R</b> OBP: 0.335, SLG: 0.341 (1, 2)										2	1	0	0	1	1	1						
<b>Mike Howard, S</b> OBP: 0.273, SLG: 0.300 (1, 9)										2	1	0	0	1	0	0						
<b>Ron Gardenhire, R</b> OBP: 0.176, SLG: 0.176 (1, 6)										2	0	0	0	0	1	0						
<b>Mike Cubbage, L</b> OBP: 0.318, SLG: 0.345 (8, PH)										1	0	0	0	0	0	2						
<b>Mike Marshall, R</b> (9, 1)										0	0	0	0	0	0	0						
<b>Mike Scott, R</b> OBP: 0.146, SLG: 0.081 (1, 1)										1	0	0	0	0	1	0						
<b>Ron Hodges, L</b> OBP: 0.300, SLG: 0.361 (8, PH)										1	0	0	0	0	0	0						
<b>Ray Searge, L</b> OBP: 0.200, SLG: 1.000 (7, 1)										0	0	0	0	0	0	0						
<b>Mike Jorgensen, R</b> OBP: 0.260, SLG: 0.354 (8, PH)										0	0	0	0	0	0	0						
<b>Ellis Valentine, R</b> OBP: 0.243, SLG: 0.361 (8, PH)										1	0	1	2	0	0	0						
<b>Frank Laveras, R</b> OBP: 0.250, SLG: 0.285 (9, 6)										0	0	0	0	0	0	0						
<b>Inning Stats</b>	R: 0 E: 0 K: 2 S: 7	H: 0 LOB: 0 BB: 0 P: 7	R: 0 E: 0 K: 2 S: 7	H: 0 LOB: 0 BB: 0 P: 7	R: 0 E: 0 K: 2 S: 7	H: 0 LOB: 0 BB: 0 P: 7	R: 0 E: 0 K: 0 S: 4	H: 1 LOB: 1 BB: 0 P: 4	R: 0 E: 0 K: 0 S: 3	H: 1 LOB: 0 BB: 0 P: 3	R: 0 E: 0 K: 0 S: 3	H: 0 LOB: 0 BB: 0 P: 3	R: 0 E: 0 K: 0 S: 3	H: 1 LOB: 1 BB: 0 P: 4	R: 2 E: 0 K: 1 S: 6	H: 1 LOB: 2 BB: 2 P: 14	R: 0 E: 0 K: 1 S: 5	H: 0 LOB: 0 BB: 0 P: 5	1B: 4 2B: 0 3B: 0 HR: 0	SF: 0 SAC: 0 DP: 1 HBP: 1	WP: 0 PB: 0 SB: 0 CS: 0	PA: 32
<b>PITCHER</b>	IP	WLS	BF	H	R	ER	SO	BB	IBB	HBP	BLK	WP	HR	S	P	ERA	WHIP					
<b>Dickie Noles, R</b> ERA: 4.01 (1, 1)	7.0	W	23	3	2	2	0	2	0	0	0	0	0	1	9	54.00	6.000					
<b>Jerry Reed, R</b> ERA: 7.71 (8, 1)	0.1		3	0	2	2	0	2	0	0	0	0	0	1	9	54.00	6.000					
<b>Sparky Lyle, L</b> ERA: 4.33 (8, 1)	1.1		5	1	0	0	1	0	0	0	0	0	0	7	7	0.00	0.750					
<b>Ron Reed, R</b> ERA: 3.51 (9, 1)	0.1	S	1	0	0	0	1	0	0	0	0	0	0	3	3	0.00	0.000					

AB	32
R	3
H	6
RBI	3
BB	3
SO	2
LOB	17



AB	29
R	2
H	4
RBI	2
BB	2
SO	8
LOB	8



WP	0
PB	0
SB	0
CS	0



Batter	1	2	3	4	5	6	7	8	9	AB	R	H	RBI	BB	SO	LOB	TOP								
<b>Omar Moreno, L</b> OBP: 0.332, SLG: 0.370 (1, 8)	4-0 BB FC4-6 BB		0-3 K		0-3 K		0-0 S 1B		4-0 E IBB	3	2	1	0	2	2	0									
<b>Tim Foli, R</b> OBP: 0.277, SLG: 0.287 (1, 6)	4-0 FC4-6 BB 1-2 BB		0-0 6-3			0-0 HR 1B	0-0 P1		0-0 E7	4	1	1	0	1	0	1									
<b>Bill Madlock, R</b> OBP: 0.419, SLG: 0.500 (1, 5) <b>Johnny Ray, S</b> OBP: 0.372, SLG: 0.475 (9, 4)	0-3 K		0-0 F7			0-0 HR 1B		0-3 K		4	1	1	2	0	2	2									
<b>Bill Robinson, R</b> OBP: 0.283, SLG: 0.362 (1, 3) <b>Jason Thompson, L</b> OBP: 0.391, SLG: 0.439 (8, PH) (8, 3)	4-0 FC4-6 BB 1-2 2-3 BB			0-3 K		0-0 4-3 SF8 2B		0-0 4-3		2	1	1	0	1	1	0									
<b>Dave Parker, L</b> OBP: 0.277, SLG: 0.449 (1, 9)	0-0 FC4-6 FC6-4 1-2 2-3 3-H			0-3 K		0-0 4-3 1B		0-0 4-3		4	0	0	1	0	1	3									
<b>Tony Peña, R</b> OBP: 0.317, SLG: 0.378 (1, 2)	0-0 FC6-4 1-2			0-0 1B		0-0 SF8			0-0 SH1-4 2B 1B	3	1	2	1	0	0	2									
<b>Lee Lacy, R</b> OBP: 0.307, SLG: 0.358 (1, 7)		0-0 P6		0-3 K		0-0 F7			0-0 SH1-4 1-2	3	0	0	0	0	1	1									
<b>Dale Berra, R</b> OBP: 0.314, SLG: 0.321 (1, 4) <b>Willie Stargell, L</b> OBP: 0.339, SLG: 0.364 (9, PH) (9, 5) <b>Vance Law, R</b> OBP: 0.192, SLG: 0.204 (9, 5)	4-0 G6-4-3 BB			0-0 G3		0-0 5-3			0-3 K	2	0	0	0	1	0	0									
<b>Rick Rhoden, R</b> OBP: 0.195, SLG: 0.195 (7, PH) (7, 1) <b>Willie Montañez, L</b> OBP: 0.245, SLG: 0.281 (7, 1) <b>Kent Tekulve, R</b> OBP: 0.176, SLG: 0.176 (8, 1) <b>Rod Scummy, L</b> OBP: 0.257, SLG: 0.426 (9, PH) (9, 1) <b>Mike Easter, R</b> OBP: 0.257, SLG: 0.426 (9, 1) <b>Enrique Romo, R</b> OBP: 0.257, SLG: 0.426 (9, 1) <b>Victor Cruz, R</b> OBP: 0.257, SLG: 0.426 (9, 1) <b>Mark Lee, R</b> OBP: 1.000, SLG: 1.000 (9, 1)	0-0 G6-4-3 1-2			0-0 6-3		0-0 4-3			0-0 E 2B	2	0	0	0	0	0	1									
<b>Inning Stats</b>	R: 1 E: 0 K: 1 S: 5	H: 0 LOB: 2 BB: 3 P: 17	R: 0 E: 0 K: 0 S: 2	H: 0 LOB: 0 BB: 1 P: 6	R: 0 E: 0 K: 1 S: 5	H: 0 LOB: 0 BB: 0 P: 5	R: 0 E: 0 K: 3 S: 10	H: 1 LOB: 1 BB: 0 P: 10	R: 0 E: 0 K: 1 S: 5	H: 0 LOB: 0 BB: 0 P: 5	R: 3 E: 0 K: 0 S: 6	H: 3 LOB: 0 BB: 0 P: 6	R: 0 E: 0 K: 0 S: 4	H: 1 LOB: 1 BB: 0 P: 4	R: 0 E: 0 K: 1 S: 5	H: 0 LOB: 0 BB: 0 P: 5	R: 3 E: 1 K: 1 S: 7	H: 2 LOB: 1 BB: 1 P: 11	1B: 4 2B: 2 3B: 0 HR: 1	SF: 1 SAC: 1 DP: 1 HBP: 0	WP: 0 PB: 0 SB: 1 CS: 0	PA: 38			
<b>PITCHER</b>	IP	WLS	BF	H	R	ER	SO	BB	IBB	HBP	BLK	WP	HR	S	P	ERA	WHIP								
<b>Mark Davis, L</b> ERA: 8.46 (1, 1)	6.0		25	4	4	4	6	4	0	0	0	0	1	33	49	6.00	1.333								
<b>Warren Brusstar, R</b> ERA: 2.94 (7, 1)	2.0		7	1	0	0	1	0	0	0	0	0	0	9	9	0.00	0.500								
<b>Ron Reed, R</b> ERA: 3.61 (9, 1)	1.0	L	6	2	3	1	1	0	1	0	0	0	0	7	11	9.00	2.000								
Batter	1	2	3	4	5	6	7	8	9	AB	R	H	RBI	BB	SO	LOB	BOTTOM								
<b>Pete Rose, S</b> OBP: 0.386, SLG: 0.399 (1, 3)	0-0 1-3 2B	4-0 1B BB			0-0 L7	0-0 G5-4-3 1-2		0-3 K		4	1	1	0	1	1	4									
<b>Bake McBride, L</b> OBP: 0.315, SLG: 0.396 (1, 9)	0-0 1-3 2-3	0-0 1-3 3-H 1B			0-0 4-3		0-0 4-3		0-0 WP 3B	5	1	2	1	0	0	1									
<b>Gary Matthews, R</b> OBP: 0.368, SLG: 0.420 (1, 7)	0-0 3-H 2B		0-0 3-1		0-0 2B		0-3 K		4-0 WP 1B BB	4	2	2	1	1	1	0									
<b>Mike Schmidt, R</b> OBP: 0.424, SLG: 0.623 (1, 5)	0-0 F9		0-0 L6		4-0 2B		0-0 1B		0-3 K	4	0	1	0	1	1	2									
<b>Keith Moreland, R</b> OBP: 0.322, SLG: 0.436 (1, 2)	0-0 2-H 2B		0-0 1B		0-0 F9		0-0 F7		0-0 F5	5	0	2	1	0	0	4									
<b>Gary Maddox, R</b> OBP: 0.293, SLG: 0.340 (1, 8) <b>Del Unser, L</b> OBP: 0.322, SLG: 0.250 (9, PH) (9, 1) <b>Bob Dernier, R</b> OBP: 1.000, SLG: 1.000 (9, PR) (9, 1)	0-3 K		0-3 K		0-0 P4		0-3 K		4-0 1B BB	4	0	0	0	0	3	2									
<b>Larry Bowa, S</b> OBP: 0.335, SLG: 0.345 (1, 6)		0-0 1B 3B		0-0 L6		0-0 1B 1B		0-0 F2	0-0 1-3 2-H 1B	5	2	3	1	0	0	0									
<b>Manny Trillo, R</b> OBP: 0.336, SLG: 0.394 (1, 4)		0-0 6-3		0-0 6-3		0-0 1B 1B		0-0 1B 1B	0-0 6-3	5	0	2	0	0	0	3									
<b>Mark Davis, L</b> (1, 1) <b>Len Matuszek, L</b> OBP: 0.800, SLG: 1.000 (6, PH) (6, 1) <b>Warren Brusstar, R</b> ERA: 2.52 (7, 1) <b>George Vukovich, L</b> OBP: 0.500, SLG: 0.647 (8, PH) (8, 1) <b>Ron Reed, R</b> OBP: 0.600, SLG: 0.800 (9, 1)		0-3 K		0-0 6-3		0-0 G5-4-3 1-2 2-H 1B		0-0 1B	0-0 1-3 1B	2	0	0	0	0	1	1									
<b>Inning Stats</b>	R: 2 E: 0 K: 1 S: 8	H: 3 LOB: 1 BB: 0 P: 8	R: 1 E: 0 K: 1 S: 6	H: 2 LOB: 2 BB: 1 P: 10	R: 0 E: 0 K: 1 S: 6	H: 1 LOB: 1 BB: 0 P: 6	R: 0 E: 0 K: 0 S: 3	H: 0 LOB: 0 BB: 0 P: 3	R: 0 E: 0 K: 0 S: 4	H: 1 LOB: 2 BB: 1 P: 8	R: 1 E: 0 K: 0 S: 5	H: 3 LOB: 1 BB: 0 P: 5	R: 0 E: 0 K: 1 S: 6	H: 1 LOB: 1 BB: 0 P: 6	R: 0 E: 0 K: 2 S: 9	H: 2 LOB: 2 BB: 0 P: 9	R: 2 E: 0 K: 1 S: 7	H: 2 LOB: 2 BB: 2 P: 15	1B: 9 2B: 4 3B: 2 HR: 0	SF: 0 SAC: 0 DP: 1 HBP: 0	WP: 1 PB: 0 SB: 0 CS: 0	PA: 44			
<b>PITCHER</b>	IP	WLS	BF	H	R	ER	SO	BB	IBB	HBP	BLK	WP	HR	S	P	ERA	WHIP								
<b>Rick Rhoden, R</b> ERA: 4.24 (1, 1)	6.0		28	10	4	4	3	1	0	0	0	0	0	12	12	0.00	1.800								
<b>Kent Tekulve, R</b> ERA: 2.52 (7, 1)	1.2		8	3	0	0	2	0	0	0	0	0	0	12	12	0.00	1.800								
<b>Rod Scummy, L</b> ERA: 3.78 (8, 1)	0.1	W	1	0	0	0	1	0	0	0	0	0	0	3	3	0.00	0.000								
<b>Enrique Romo, R</b> ERA: 4.34 (9, 1)	0.0		2	1	2	2	0	1	0	0	0	0	0	1	5	∞	∞								
<b>Victor Cruz, R</b> ERA: 2.61 (9, 1)	0.2		4	1	0	0	1	1	0	0	0	1	0	5	9	0.00	3.000								
<b>PITCHER</b>	IP	WLS	BF	H	R	ER	SO	BB	IBB	HBP	BLK	WP	HR	S	P	ERA	WHIP								
<b>Mark Lee, R</b> ERA: 0.87 (9, 1)	0.1		1	0	0	0	0	0	0	0	0	0	0	1	1	0.00	0.000								

Pittsburgh Pirates @ Philadelphia Phillies  
Veterans Stadium, Philadelphia, PA  
Fri Sep 18 1981, 7:05 PM EDT  
Att: 24,537 - Unknown

AB 31  
R 7  
H 7  
RBI 5  
BB 5  
SO 8  
LOB 11




Pittsburgh Pirates @ Philadelphia Phillies  
Veterans Stadium, Philadelphia, PA  
Fri Sep 18 1981, 7:05 PM EDT  
Att: 24,537 - Unknown

AB 40  
R 6  
H 15  
RBI 5  
BB 4  
SO 7  
LOB 17





Batter	1	2	3	4	5	6	7	8	9	AB	R	H	RBI	BB	SO	LOB	TOP		
Omar Moreno, L OBP: 0.333, SLG: 0.370 (1, 8)	0-0 5-3 HR 1B		0-0 P6		0-3 K		0-0 P5		0-0 1B	5	1	2	0	0	1	2	Pittsburgh Pirates @ Philadelphia Phillies Veterans Stadium, Philadelphia, PA Sat Sep 19 1981, 3:33 AM EDT Att: 30,446 - Unknown		
Tim Foli, R OBP: 0.275, SLG: 0.285 (1, 6)	0-0 5-3 1-2		0-0 F8		0-0 F9		0-0 E		0-0 F7	5	0	1	0	0	0	3			
Dave Parker, L OBP: 0.276, SLG: 0.445 (1, 9)	0-0 F9		0-0 L7				0-0 1B		0-0 E6	4	0	1	0	0	0	3			
Jason Thompson, L OBP: 0.378, SLG: 0.450 (1, 3)	0-0 2H HR		0-0 F7		0-0 F7		0-3 K		0-0 K	4	1	1	2	0	1	4			
Mike Easter, L OBP: 0.326, SLG: 0.424 (1, 7)	0-0 P5		0-0 1B		0-3 K				0-0 F8	4	0	1	0	0	1	1			
Tony Peña, R OBP: 0.321, SLG: 0.380 (1, 2)		0-0 4-3 WP 1B		0-0 F2		0-0 1B			0-0 F5	4	0	2	0	0	0	1			
Dale Berra, R OBP: 0.308, SLG: 0.314 (1, 5)		0-0 F5		0-0 F7		0-0 F8			0-0 5-3	4	0	0	0	0	0	4			
Johnny Ray, S OBP: 0.362, SLG: 0.455 (1, 4)		0-0 4-3 1-3		0-0 1B		0-0 1B			0-0 F7	4	0	1	0	0	1	1			
Odell Jones, R Don Robinson, R Willie Montez, R Enrique Romo, R Mark Lee, R Doe Boyland, L (1, 1) (4, 1) (7, PH) (7, 1) (8, 1) (8, PH)		0-3 K		0-0 F8		4-0 E 1B BB			0-3 K	1	0	0	0	0	1	1			
<b>Inning Stats</b>	R: 2 E: 0 K: 0 S: 5	H: 2 LOB: 0 BB: 0 P: 5	R: 0 E: 0 K: 1 S: 6	H: 1 LOB: 1 BB: 0 P: 6	R: 0 E: 0 K: 0 S: 3	H: 0 LOB: 0 BB: 0 P: 3	R: 0 E: 0 K: 0 S: 4	H: 1 LOB: 1 BB: 0 P: 4	R: 0 E: 0 K: 1 S: 6	H: 2 LOB: 2 BB: 0 P: 7	R: 0 E: 1 K: 2 S: 9	H: 1 LOB: 3 BB: 1 P: 13	R: 0 E: 0 K: 0 S: 3	H: 0 LOB: 0 BB: 0 P: 3	R: 0 E: 0 K: 1 S: 6	H: 1 LOB: 1 BB: 0 P: 6		1B: 8 2B: 0 3B: 0 HR: 1	SF: 0 SAC: 0 DP: 0 HBP: 0
<b>PITCHER</b>	IP WLS BF H R ER SO BB IBB HBP BLK WP HR S P ERA WHIP	IP WLS BF H R ER SO BB IBB HBP BLK WP HR S P ERA WHIP																	
Dan Larson, R ERA: 3.94 (1, 1)	6.0 W 25 7 2 2 3 0 0 0 0 1 1 31 31 3.00 1.167	L 13 2 0 0 3 1 0 0 0 0 0 0 18 22 0.00 1.000																	
Larry Christenson, R ERA: 3.78 (7, 1)	3.0 S 13 2 0 0 3 1 0 0 0 0 0 0 18 22 0.00 1.000																		

Batter	1	2	3	4	5	6	7	8	9	AB	R	H	RBI	BB	SO	LOB	BOTTOM		
Lonnie Smith, R OBP: 0.352, SLG: 0.397 (1, 8) (9, 7)	0-0 P5		0-0 1-3	0-0 HR 2B		0-0 6-3 2B		0-0 1B S 1B		5	2	3	1	0	0	0	Pittsburgh Pirates @ Philadelphia Phillies Veterans Stadium, Philadelphia, PA Sat Sep 19 1981, 3:33 AM EDT Att: 30,446 - Unknown		
Pete Rose, S OBP: 0.388, SLG: 0.401 Del Unser, L OBP: 0.322, SLG: 0.250 (1, 3) (9, 3)	4-0 BB 1B BB		0-0 1B	0-0 5-3		0-0 6-3		0-0 1B 1B		4	2	2	0	1	0	3			
Gary Matthews, R OBP: 0.371, SLG: 0.432 Bob Dernier, R OBP: 1.000, SLG: 1.000 (1, 7) (9, 8)	0-0 1-2 1B		0-0 1B	0-0 1B HR		0-0 F2		0-3 K		5	1	3	3	0	1	3			
Mike Schmidt, R OBP: 0.424, SLG: 0.618 Ryne Sandberg, R (1, 5) (9, 6)	0-0 F8		0-0 F8	0-0 F8 2H 3H		4-0 IBB		4-0 BB 1B IBB		3	0	0	0	2	0	4			
Keith Moreland, R OBP: 0.326, SLG: 0.434 Larry Christenson, R OBP: 0.129, SLG: 0.163 (1, 2) (7, 1)	4-0 1-2 2-3 BB		0-0 FC6-4 1B	0-0 3-1		0-0 P4-9		0-3 K		3	0	1	1	1	0	2			
Dick Davis, R OBP: 0.437, SLG: 0.506 (1, 9)	0-0 P6		0-0 FC6-4 1-2 2H		0-0 5-3		0-0 2B		0-0 BB 1B	5	0	2	2	0	0	5			
Larry Bowa, S OBP: 0.336, SLG: 0.350 Luis Aquayo, R OBP: 0.293, SLG: 0.307 (1, 6) (9, 4)		0-0 P5		0-0 1B 3B		0-0 E9		4-0 1-2 2-3 BB		4	1	1	0	1	0	1			
Manny Trillo, R OBP: 0.335, SLG: 0.392 Ramon Aviles, R OBP: 0.182, SLG: 0.100 (1, 4) (8, 4) (9, 5)		0-0 6-3		0-0 1B 2B 1B		0-3 K		0-0 F7		4	1	1	1	0	1	2			
Dan Larson, R OBP: 0.167, SLG: 0.167 Bob Boone, R OBP: 0.273, SLG: 0.286 (1, 1) (7, 2)		0-0 6-3		0-0 2B HR 1B		0-0 1-3		0-0 5-3		3	1	1	0	0	0	1			
<b>Inning Stats</b>	R: 0 E: 0 K: 0 S: 4	H: 1 LOB: 3 BB: 2 P: 12	R: 0 E: 0 K: 0 S: 3	H: 0 LOB: 0 BB: 0 P: 3	R: 1 E: 0 K: 0 S: 6	H: 3 LOB: 2 BB: 0 P: 6	R: 5 E: 0 K: 0 S: 8	H: 5 LOB: 0 BB: 0 P: 8	R: 0 E: 1 K: 1 S: 6	H: 0 LOB: 1 BB: 0 P: 6	R: 0 E: 0 K: 0 S: 4	H: 1 LOB: 2 BB: 1 P: 8	R: 0 E: 0 K: 2 S: 10	H: 3 LOB: 3 BB: 2 P: 18	R: 2 E: 0 K: 2 S: 10	H: 3 LOB: 3 BB: 2 P: 18	1B: 9 2B: 3 3B: 1 HR: 1	SF: 0 SAC: 0 DP: 0 HBP: 0	WP: 0 PA: 44
<b>PITCHER</b>	IP WLS BF H R ER SO BB IBB HBP BLK WP HR S P ERA WHIP	IP WLS BF H R ER SO BB IBB HBP BLK WP HR S P ERA WHIP																	
Odell Jones, R ERA: 2.79 Don Robinson, R ERA: 6.07 Enrique Romo, R ERA: 4.62 Mark Lee, R ERA: 0.84 (1, 1) (4, 1) (7, 1) (8, 1)	3.0 L 18 3 2 2 1 0 1 0 0 0 0 1 15 19 6.00 3.000	1.2 11 4 2 2 2 1 1 0 0 0 0 0 13 21 10.80 3.000	0.1 1 0 0 0 0 0 0 0 0 0 0 0 1 1 0.00 0.000																



Batter	1	2	3	4	5	6	7	8	9	AB	R	H	RBI	BB	SO	LOB	TOP								
Omar Moreno, L (1,8) OBP: 0.334, SLG: 0.376	0-0 S 2B	0-0 4-3			0-0 2B		0-0 P5		0-0 F8	5	2	2	0	0	0	1									
Tim Foli, R (1,6) OBP: 0.278, SLG: 0.286	4-0 2B		0-0 1B		0-0 6-3		0-0 F3			3	1	1	0	1	0	1									
Dave Parker, L (1,9) OBP: 0.285, SLG: 0.461	0-0 3-1 1H 2H		0-3 K		0-0 G3 2B		0-0 CS 1B			4	0	3	3	0	1	1									
Jason Thompson, L (1,3) OBP: 0.378, SLG: 0.445	0-0 3-1		0-0 F7		0-0 G3 IBB		0-0 CS	0-0 6-3		2	0	0	0	1	0	2									
Bill Robinson, R (8,PH) OBP: 0.279, SLG: 0.356	0-0 2-3		0-0 F7		0-0 G3 IBB		0-0 CS	0-0 6-3		1	0	0	0	0	0	0									
Mike Easter, L (1,7) OBP: 0.323, SLG: 0.419	0-0 F7		0-0 4-3		0-0 G3			0-0 6-3		3	0	0	0	0	0	4									
Lee Lacy, R (8,PH) OBP: 0.306, SLG: 0.356	0-0 F7		0-0 4-3		0-0 G3			0-0 6-3		1	0	0	0	0	0	0									
Tony Peña, R (1,2) OBP: 0.320, SLG: 0.383	0-0 3-1			0-0 F8 2B	0-0 F9			0-0 6-3		4	0	1	0	0	0	3									
Dale Berra, R (1,5) OBP: 0.302, SLG: 0.307		0-0 P4		0-0 6-3		0-0 6-3		0-0 5-3		4	0	0	0	0	0	1	AB 34								
Johnny Ray, S (1,4) OBP: 0.353, SLG: 0.458		0-0 F9		0-0 F8		0-0 4-3		0-0 WP SF8 2B		4	1	1	0	0	0	1	R 4								
Eddie Solomon, R (1,1) OBP: 0.132, SLG: 0.132		0-0		0-3 K		0-0 1-3		0-0 SF8		3	0	1	0	0	1	1	H 9								
Kent Tekulve, R (7,1)										0	0	0	0	0	0	0	RBI 4								
Willie Stargell, L (9,PH) OBP: 0.333, SLG: 0.364								0-0 2H		0	0	0	1	0	0	0	BB 2								
										0	0	0	1	0	0	0	SO 2								
										0	0	0	1	0	0	0	LOB 15								
<b>Inning Stats</b>	R: 2 E: 0 K: 0 S: 5	H: 2 LOB: 1 BB: 1 P: 9	R: 0 E: 0 K: 0 S: 4	H: 1 LOB: 1 BB: 0 P: 4	R: 0 E: 0 K: 1 S: 6	H: 1 LOB: 1 BB: 0 P: 6	R: 0 E: 0 K: 1 S: 6	H: 1 LOB: 1 BB: 0 P: 6	R: 1 E: 0 K: 0 S: 5	H: 2 LOB: 2 BB: 1 P: 9	R: 0 E: 0 K: 0 S: 3	H: 0 LOB: 0 BB: 0 P: 3	R: 0 E: 0 K: 0 S: 3	H: 1 LOB: 0 BB: 0 P: 3	R: 0 E: 0 K: 0 S: 3	H: 0 LOB: 0 BB: 0 P: 3	R: 1 E: 0 K: 0 S: 4	H: 1 LOB: 0 BB: 0 P: 4	1B: 4 2B: 4 3B: 1 HR: 0	SF: 1 SAC: 0 DP: 0 HBP: 0	WP: 1 PB: 0 SB: 1 CS: 1	PA: 38			
<b>PITCHER</b>	IP	WLS	BF	H	R	ER	SO	BB	IBB	HBP	BLK	WP	HR	S	P	ERA	WHIP								
Mike Proly, R (1,1) ERA: 3.23	6.0		27	7	3	3	2	1	1	0	0	0	0	29	37	4.50	1.333								
Sparky Lyle, L (7,1) ERA: 4.26	3.0	W	10	2	1	1	0	0	0	0	0	1	0	10	10	3.00	0.667								

Pittsburgh Pirates @ Philadelphia Phillies  
Veterans Stadium, Philadelphia, PA  
Sun Sep 20 1981, 3:33 AM EDT  
Att: 31,489 - Unknown

AB 34  
R 4  
H 9  
RBI 4  
BB 2  
SO 2  
LOB 15



Batter	1	2	3	4	5	6	7	8	9	AB	R	H	RBI	BB	SO	LOB	BOTTOM								
Lonnie Smith, R (1,8) OBP: 0.363, SLG: 0.431	0-0 CS 1B		0-0 2B		0-0 F3		0-0 2H 1B 3B			4	1	3	1	0	0	0									
Gary Maddox, R (8,8) OBP: 0.293, SLG: 0.340	0-0 CS 1B		0-0 2B		0-0 F3		0-0 2H 1B 3B			0	0	0	0	0	0	0									
Pete Rose, S (1,3) OBP: 0.390, SLG: 0.402	0-0 4-3		0-0 G4-6-3 1B		0-0 F7		0-0 B2-6-3 1B			4	0	2	1	0	0	1									
Gary Matthews, R (1,7) OBP: 0.370, SLG: 0.430	0-0 F4		0-0 G4-6-3 1B		0-0 FC5-4 1B		0-0 B2-6-3 1B			4	0	1	0	0	0	2									
Mike Schmidt, R (1,5) OBP: 0.422, SLG: 0.622		0-3 K		0-0 4-3	0-0 FC5-4 1B		0-0 HR			4	1	1	1	0	1	1									
Keith Moreland, R (1,2) OBP: 0.324, SLG: 0.426		0-0 L8		4-0 1B BB SF8 BB		0-0 F9	0-0 4-3			3	1	0	0	1	0	0									
Bake McBride, L (1,9) OBP: 0.320, SLG: 0.397		0-0 1B BLK 1B		4-0 1B BB		0-0 4-3		4-0 G6-3 BB		2	0	1	0	1	0	0									
Sparky Lyle, L (7,1) OBP: 0.400, SLG: 0.250		0-0 1B BLK 1B		4-0 1B BB		0-0 4-3		4-0 G6-3 BB		0	0	0	0	1	0	0									
Larry Bowa, S (1,6) OBP: 0.338, SLG: 0.350		4-0 1B BB		0-0 1B	0-0 F5		0-0 G6-3			3	0	1	0	1	0	1	AB 30								
Manny Trillo, R (1,4) OBP: 0.337, SLG: 0.395		0-0 FC6-4 1B		0-0 SF8	0-0 E9 2B 1B		0-0 5-3			3	1	2	1	0	0	0	R 5								
Mike Proly, R (1,1) ERA: 2.95		0-0 FC6-4 1B		0-0 SF8	0-0 E9 2B 1B		0-0 5-3			2	0	0	0	0	0	5	H 12								
Greg Gross, L (7,9) OBP: 0.333, SLG: 0.341		0-0 FC6-4 1B		0-0 F8	0-0 3H 2B		0-0 3B 2B			1	1	1	1	0	0	0	BB 4								
										1	1	1	1	0	0	0	SO 1								
										1	1	1	1	0	0	0	LOB 10								
<b>Inning Stats</b>	R: 0 E: 0 K: 0 S: 3	H: 1 LOB: 0 BB: 0 P: 3	R: 0 E: 0 K: 1 S: 7	H: 2 LOB: 3 BB: 1 P: 11	R: 0 E: 0 K: 0 S: 3	H: 2 LOB: 0 BB: 0 P: 3	R: 1 E: 0 K: 0 S: 4	H: 1 LOB: 2 BB: 2 P: 12	R: 0 E: 0 K: 0 S: 4	H: 1 LOB: 1 BB: 0 P: 4	R: 0 E: 0 K: 0 S: 3	H: 0 LOB: 0 BB: 0 P: 3	R: 0 E: 0 K: 0 S: 3	H: 0 LOB: 0 BB: 0 P: 3	R: 4 E: 1 K: 0 S: 7	H: 5 LOB: 0 BB: 0 P: 7	R: 0 E: 0 K: 0 S: 2	H: 0 LOB: 0 BB: 1 P: 6	1B: 8 2B: 2 3B: 1 HR: 1	SF: 1 SAC: 0 DP: 3 HBP: 0	WP: 0 PB: 0 SB: 0 CS: 1	PA: 35			
<b>PITCHER</b>	IP	WLS	BF	H	R	ER	SO	BB	IBB	HBP	BLK	WP	HR	S	P	ERA	WHIP								
Eddie Solomon, R (1,1) ERA: 2.95	6.0	L	28	10	4	4	1	3	0	0	1	0	0	27	39	6.00	2.167								
Kent Tekulve, R (7,1) ERA: 2.6	2.0		7	2	1	1	0	1	0	0	0	0	1	6	10	4.50	1.500								

Pittsburgh Pirates @ Philadelphia Phillies  
Veterans Stadium, Philadelphia, PA  
Sun Sep 20 1981, 3:33 AM EDT  
Att: 31,489 - Unknown

AB 30  
R 5  
H 12  
RBI 5  
BB 4  
SO 1  
LOB 10









Batter	1	2	3	4	5	6	7	8	9	AB	R	H	RBI	BB	SO	LOB	TOP			
<b>Lonnie Smith, R</b> OBP: 0.369, SLG: 0.428 (1, 8)	5-3		L4		PO 2B		5-3		F8	5	0	1	0	0	0	3				
<b>Pete Rose, S</b> OBP: 0.385, SLG: 0.392 (1, 3)	BB 1B BB		L6		PO 2-3	G3		F8		3	1	0	0	1	0	0				
<b>Gary Matthews, R</b> OBP: 0.370, SLG: 0.426 (1, 7)	FC5 1B 1-2 BB		6-3					K		2	0	0	0	2	1	0				
<b>Mike Schmidt, R</b> OBP: 0.423, SLG: 0.613 (1, 5)	K				F2					3	0	0	0	1	1	3				
<b>Bake McBride, L</b> OBP: 0.311, SLG: 0.384 (1, 9)	1-2 2-H 1B				3-1					4	0	1	1	0	1	2				
<b>Bob Boone, R</b> OBP: 0.274, SLG: 0.287 (1, 2)	FC5									3	0	1	0	0	0	2				
<b>Greg Gross, L</b> OBP: 0.337, SLG: 0.337 (9, PH)	2-3									0	0	0	0	1	0	0				
<b>Larry Bowa, S</b> OBP: 0.333, SLG: 0.343 (1, 6)			L4		K					3	1	0	0	1	1	2				
<b>Manny Trillo, R</b> OBP: 0.338, SLG: 0.392 (1, 4)			L9							4	0	2	0	0	0	0				
<b>Dick Ruthven, R</b> OBP: 0.176, SLG: 0.204 (1, 1)										3	0	0	0	0	2	1				
<b>Warren Brusstar, R</b> (8, 1)										0	0	0	0	0	0	0				
<b>Len Matuszek, L</b> OBP: 0.571, SLG: 0.667 (9, PH)										1	0	0	0	0	0	2				
<b>Inning Stats</b>	R: 1 E: 0 K: 1 S: 6	H: 1 LOB: 2 BB: 2 P: 14	R: 0 E: 0 K: 1 S: 5	H: 0 LOB: 0 BB: 0 P: 5	R: 0 E: 0 K: 0 S: 3	H: 0 LOB: 0 BB: 0 P: 3	R: 0 E: 0 K: 1 S: 6	H: 1 LOB: 1 BB: 0 P: 6	R: 0 E: 0 K: 0 S: 3	H: 0 LOB: 1 BB: 1 P: 9	R: 1 E: 1 K: 1 S: 6	H: 1 LOB: 1 BB: 1 P: 10	R: 0 E: 0 K: 1 S: 5	H: 0 LOB: 1 BB: 1 P: 9	R: 0 E: 0 K: 0 S: 4	H: 1 LOB: 2 BB: 1 P: 8	1B: 4 2B: 1 3B: 0 HR: 0	SF: 0 SAC: 0 DP: 0 HBP: 0	WP: 0 PB: 0 SB: 0 CS: 0	PA: 38
<b>PITCHER</b> <b>Steve Rogers, R</b> ERA: 3.65 (1, 1)	IP: 9.0 WLS: W BF: 37 H: 5 R: 2 ER: 1 SO: 6 BB: 6 IBB: 0 HBP: 0 BLK: 0 WP: 0 HR: 0 S: 43 P: 67 ERA: 1.00 WHIP: 1.222															<b>PITCHER</b>				

Philadelphia Phillies @ Montreal Expos  
Olympic Stadium, Montreal, QB  
Tue Sep 22 1981, 7:05 PM EDT  
Att: 21,797 - Unknown

AB	31
R	2
H	5
RBI	1
BB	6
SO	6
LOB	15



Batter	1	2	3	4	5	6	7	8	9	AB	R	H	RBI	BB	SO	LOB	BOTTOM			
<b>Warren Cromartie, L</b> OBP: 0.360, SLG: 0.390 (1, 3)	WP 1B BB		3-1							3	0	2	2	2	0	0				
<b>Rodney Scott, S</b> OBP: 0.317, SLG: 0.248 (1, 4)	WP 1B 1-2		6-3							5	0	1	0	0	1	7				
<b>Andre Dawson, R</b> OBP: 0.376, SLG: 0.576 (1, 8)	K 1-2 2-3				F8					5	0	0	0	0	2	7				
<b>Gary Carter, R</b> OBP: 0.300, SLG: 0.425 (1, 2)	G5-4-3 BB				K					3	1	1	0	1	1	0				
<b>Larry Parrish, R</b> OBP: 0.277, SLG: 0.352 (1, 5)	G5-4-3 1-2				K					4	2	1	1	0	1	3				
<b>Tim Wallach, R</b> OBP: 0.301, SLG: 0.348 (1, 9)			6-3							4	2	3	2	0	0	0				
<b>Terry Francona, L</b> OBP: 0.300, SLG: 0.304 (1, 7)			3-1							3	0	0	0	1	0	2				
<b>Chris Speier, R</b> OBP: 0.317, SLG: 0.303 (1, 6)										2	0	1	0	1	0	0				
<b>Tim Lincecum, S</b> OBP: 0.381, SLG: 0.438 (7, PR)			5-3							0	1	0	0	0	0	0				
<b>Mike Phillips, L</b> OBP: 0.250, SLG: 0.266 (8, 6)										1	0	1	1	0	0	0				
<b>Steve Rogers, R</b> OBP: 0.176, SLG: 0.143 (1, 1)										4	0	0	0	0	4	5				
<b>Inning Stats</b>	R: 0 E: 0 K: 1 S: 5	H: 1 LOB: 2 BB: 2 P: 13	R: 0 E: 0 K: 0 S: 3	H: 0 LOB: 0 BB: 0 P: 3	R: 0 E: 0 K: 1 S: 5	H: 0 LOB: 0 BB: 0 P: 5	R: 0 E: 0 K: 2 S: 7	H: 0 LOB: 0 BB: 0 P: 7	R: 1 E: 0 K: 1 S: 8	H: 3 LOB: 2 BB: 0 P: 8	R: 1 E: 1 K: 0 S: 5	H: 1 LOB: 1 BB: 0 P: 5	R: 1 E: 0 K: 1 S: 6	H: 1 LOB: 2 BB: 1 P: 10	R: 3 E: 1 K: 3 S: 13	H: 4 LOB: 3 BB: 2 P: 21	1B: 4 2B: 6 3B: 0 HR: 0	SF: 0 SAC: 0 DP: 1 HBP: 0	WP: 1 PB: 0 SB: 1 CS: 0	PA: 39
<b>PITCHER</b> <b>Dick Ruthven, R</b> ERA: 4.89 (1, 1)	IP: 7.0 WLS: L BF: 32 H: 8 R: 5 ER: 4 SO: 6 BB: 3 IBB: 0 HBP: 0 BLK: 0 WP: 1 HR: 0 S: 41 P: 53 ERA: 5.14 WHIP: 1.571															<b>PITCHER</b>				

Philadelphia Phillies @ Montreal Expos  
Olympic Stadium, Montreal, QB  
Tue Sep 22 1981, 7:05 PM EDT  
Att: 21,797 - Unknown

AB	34
R	6
H	10
RBI	6
BB	5
SO	9
LOB	24













Batter	1	2	3	4	5	6	7	8	9	AB	R	H	RBI	BB	SO	LOB	TOP										
Lonnie Smith, R OBP: 0.369, SLG: 0.430 Gary Maddox, R OBP: 0.292, SLG: 0.338	F8		K		1B 2B		1B HR		S E FC3-2 1B	4	2	2	0	0	1	0	<b>Philadelphia Phillies @ Chicago Cubs</b> Wrigley Field, Chicago, IL Fri Sep 25 1981, 3:33 AM CDT Att. 4,482 - Unknown - 68 F										
Pete Rose, S OBP: 0.390, SLG: 0.393 Del Unser, L OBP: 0.317, SLG: 0.235	E4 2B		4-3		K		HR		FC3-2 1B E 1B	4	1	1	0	0	1	2											
Gary Matthews, R OBP: 0.385, SLG: 0.454	F8			WP HR BB		2H 3H 1B	HR		1B 1B	4	2	3	5	1	0	1											
Mike Schmidt, R OBP: 0.428, SLG: 0.625 Ramon Aviles, R OBP: 0.290, SLG: 0.261				HR	5-3				G5-4-3 1B	3	1	2	2	1	0	1											
Keith Moreland, R OBP: 0.314, SLG: 0.408	4-3			HR			BB		G5-4-3 1B	1	0	1	1	0	0	0											
Dick Davis, R OBP: 0.408, SLG: 0.500		5-3							G5-4-3 1B	5	0	1	0	0	0	5											
Larry Bowa, S OBP: 0.331, SLG: 0.341		K							1B	4	0	0	0	0	1	1											
Manny Trillo, R OBP: 0.345, SLG: 0.403 Ron Reed, R OBP: 0.600, SLG: 0.800									1B	4	0	0	0	0	0	0											
Dan Larson, R OBP: 0.222, SLG: 0.125 Luis Aguayo, R OBP: 0.298, SLG: 0.325			5-3		2B 1B BB				FC3-2 2B	2	1	0	0	1	0	0											
<b>Inning Stats</b>	R: 0 E: 1 K: 0 S: 5	H: 1 LOB: 2 BB: 0 P: 5	R: 0 E: 0 K: 1 S: 5	H: 0 LOB: 0 BB: 0 P: 5	R: 0 E: 0 K: 1 S: 5	H: 0 LOB: 0 BB: 0 P: 5	R: 2 E: 0 K: 1 S: 6	H: 1 LOB: 1 BB: 1 P: 10	R: 2 E: 0 K: 1 S: 7	H: 2 LOB: 1 BB: 1 P: 11	R: 0 E: 0 K: 0 S: 3	H: 1 LOB: 0 BB: 0 P: 3	R: 3 E: 0 K: 0 S: 6	H: 3 LOB: 1 BB: 1 P: 10	R: 0 E: 0 K: 0 S: 3	H: 0 LOB: 0 BB: 0 P: 3		R: 2 E: 0 K: 0 S: 6	H: 4 LOB: 1 BB: 0 P: 6	1B: 7 2B: 3 3B: 0 HR: 2	SF: 0 SAC: 0 DP: 1 HBP: 0	WP: 1 PB: 0 SB: 1 CS: 1	PA: 41				
<b>PITCHER</b>	IP	WLS	BF	H	R	ER	SO	BB	IBB	HBP	BLK	WP	HR	S	P	ERA	WHIP										
Ken Kravec, L ERA: 4.76	4.2	L	21	4	4	4	4	2	0	0	0	1	1	27	35	7.71	1.286										
Lee Smith, R ERA: 3.7	1.1		4	1	0	0	0	0	0	0	0	0	0	4	4	0.00	0.750										
Bill Caudill, R ERA: 5.93	0.2		5	3	3	0	0	0	0	0	0	0	1	5	5	40.50	4.500										
Rawly Eastwick, R ERA: 2.17	1.0		4	0	0	0	0	1	0	0	0	0	0	3	7	0.00	1.000										
Doug Capilla, L ERA: 3.22	1.1		7	4	2	1	0	0	0	0	0	0	0	7	7	6.75	3.000										

AB	38
R	9
H	12
RBI	8
BB	3
SO	4
LOB	12



Batter	1	2	3	4	5	6	7	8	9	AB	R	H	RBI	BB	SO	LOB	BOTTOM										
Bobby Bonds, R OBP: 0.329, SLG: 0.408	K	K					K		F8	4	0	0	0	1	3	1	<b>Philadelphia Phillies @ Chicago Cubs</b> Wrigley Field, Chicago, IL Fri Sep 25 1981, 3:33 AM CDT Att. 4,482 - Unknown - 68 F										
Ivan De Jesus, R OBP: 0.288, SLG: 0.223	E BLK 1B		1B FC6-4 1B	F2		K		F7	5	2	2	0	0	1	2												
Bill Buckner, L OBP: 0.343, SLG: 0.459	E9 BLK 1B		FC6-4 1B		L7		BB 1B			4	0	3	0	0	0												
Leon Durham, L OBP: 0.353, SLG: 0.480	1-3		FC6-4 1B		3-1		BB			3	0	0	1	1	0	3											
Steve Henderson, R OBP: 0.361, SLG: 0.363 Doug Capilla, L	FC6-4 BB		G5-4-3 1B		FC6-4 BB		L9			2	0	1	0	2	0	2											
Jody Davis, R OBP: 0.348, SLG: 0.384	FC6-4		G5-4-3		FC6-4					0	0	0	0	0	0	0											
Tye Waller, R OBP: 0.265, SLG: 0.500					P4				F9	4	0	1	0	0	0	0											
Mike Tyson, R OBP: 0.263, SLG: 0.291 Pat Tabler, R OBP: 0.274, SLG: 0.214		P8		SH2-4 BB		6-3		K		1	0	0	0	0	0	1											
Ken Kravec, L Lee Smith, R Scott Thompson, L Bill Caudill, R Rawly Eastwick, R Mel Hall, L		SH5-4		SH2-4 BB		P6			F7	0	0	0	0	0	0	0											
<b>Inning Stats</b>	R: 1 E: 1 K: 1 S: 7	H: 2 LOB: 2 BB: 1 P: 11	R: 0 E: 0 K: 1 S: 6	H: 1 LOB: 1 BB: 0 P: 6	R: 1 E: 0 K: 0 S: 5	H: 3 LOB: 1 BB: 0 P: 5	R: 0 E: 0 K: 0 S: 3	H: 0 LOB: 2 BB: 2 P: 11	R: 0 E: 0 K: 0 S: 3	H: 0 LOB: 1 BB: 1 P: 7	R: 0 E: 0 K: 2 S: 8	H: 0 LOB: 0 BB: 0 P: 3	R: 0 E: 0 K: 1 S: 5	H: 1 LOB: 2 BB: 1 P: 12	R: 0 E: 0 K: 1 S: 5	H: 0 LOB: 0 BB: 0 P: 5		R: 0 E: 0 K: 0 S: 3	H: 0 LOB: 0 BB: 0 P: 3	1B: 7 2B: 0 3B: 0 HR: 0	SF: 0 SAC: 2 DP: 1 HBP: 0	WP: 0 PB: 0 SB: 0 CS: 0	PA: 38				
<b>PITCHER</b>	IP	WLS	BF	H	R	ER	SO	BB	IBB	HBP	BLK	WP	HR	S	P	ERA	WHIP										
Dan Larson, R ERA: 3.52	7.0	W	32	7	2	2	4	5	0	0	1	0	0	35	55	2.57	1.714										
Ron Reed, R ERA: 3.35	2.0		6	0	0	0	1	0	0	0	0	0	0	8	8	0.00	0.000										

AB	31
R	2
H	7
RBI	1
BB	5
SO	5
LOB	14





Batter	1	2	3	4	5	6	7	8	9	AB	R	H	RBI	BB	SO	LOB	TOP							
Lonnie Smith, R (1, 8) Garry Maddox, R (8, 8) OBP: 0.366, SLG: 0.425 OBP: 0.292, SLG: 0.338	E6 F9 1B SF8		CS 1B		6-3		5-3			4	1	1	0	0	0	1								
Pete Rose, S (1, 3) Del Unser, L (8, 3) OBP: 0.391, SLG: 0.394 OBP: 0.317, SLG: 0.235	1-2 1B		F8		F7			1B		4	0	2	0	0	0	2								
Gary Matthews, R (1, 7) OBP: 0.384, SLG: 0.450	F9 2-3			1B HR BB	F8			F9		3	1	0	0	1	0	4								
Mike Schmidt, R (1, 5) Greg Gross, L (8, 9) OBP: 0.426, SLG: 0.622 OBP: 0.330, SLG: 0.330	SF8			1-3 HR 1B	F3			K		3	1	1	1	0	1	1								
Bake McBride, L (1, 9) Ramon Aviles, R (8, 5) OBP: 0.318, SLG: 0.413 OBP: 0.280, SLG: 0.261	3-H F7			1-H 3-H HR	E7 1B 2B			4-3		4	2	3	0	0	2									
Keith Moreland, R (1, 2) OBP: 0.313, SLG: 0.404		F9		F8	7-3 1B			F9		4	0	1	1	0	0	0								
Larry Bowa, S (1, 6) OBP: 0.328, SLG: 0.337		F9		E6 G6-4-3	7-3 1-2			K		4	0	0	0	0	1	1								
Manny Trillo, R (1, 4) OBP: 0.341, SLG: 0.398		F8		G6-4-3 1-2				F9		4	0	0	0	0	0	1								
Steve Carlton, L (1, 1) OBP: 0.164, SLG: 0.231			L7		4-3			4-3		3	0	1	0	0	0	0								
<b>Inning Stats</b>	R: 1 E: 1 K: 0 S: 5	H: 1 LOB: 1 BB: 0 P: 5	R: 0 E: 0 K: 0 S: 3	H: 0 LOB: 0 BB: 0 P: 3	R: 0 E: 0 K: 0 S: 3	H: 1 LOB: 0 BB: 0 P: 3	R: 3 E: 1 K: 0 S: 5	H: 2 LOB: 1 BB: 1 P: 9	R: 0 E: 0 K: 0 S: 4	H: 1 LOB: 1 BB: 0 P: 4	R: 1 E: 1 K: 0 S: 4	H: 2 LOB: 0 BB: 0 P: 4	R: 0 E: 0 K: 0 S: 3	H: 0 LOB: 0 BB: 0 P: 3	R: 0 E: 0 K: 1 S: 6	H: 1 LOB: 1 BB: 0 P: 6	R: 0 E: 0 K: 1 S: 5	H: 0 LOB: 0 BB: 0 P: 5	1B: 5 2B: 3 3B: 0 HR: 1	SF: 1 SAC: 0 DP: 2 HBP: 0	WP: 0 PB: 0 SB: 1 CS: 1	PA: 35		
<b>PITCHER</b>	IP	WLS	BF	H	R	ER	SO	BB	IBB	HBP	BLK	WP	HR	S	P	ERA	WHIP							
Doug Bird, R (1, 1) ERA: 3.36	5.0	L	21	5	4	3	0	1	0	0	0	0	1	20	24	5.40	1.200							
Rawly Eastwick, R (6, 1) ERA: 2.23	3.0		11	3	1	1	1	0	0	0	0	0	0	13	13	3.00	1.000							
Lee Smith, R (9, 1) ERA: 3.64	1.0		3	0	0	0	1	0	0	0	0	0	0	5	5	0.00	0.000							

Philadelphia Phillies @ Chicago Cubs  
Wrigley Field, Chicago, IL  
Sun Sep 27 1981, 3:33 AM CDT  
Unknown - 64 F

AB 33  
R 5  
H 8  
RBI 5  
BB 1  
SO 2  
LOB 12



Batter	1	2	3	4	5	6	7	8	9	AB	R	H	RBI	BB	SO	LOB	BOTTOM							
Bobby Bonds, R (1, 8) OBP: 0.322, SLG: 0.397	5-3		K		K			K		4	0	0	0	0	3	1								
Ivan De Jesus, R (1, 6) OBP: 0.288, SLG: 0.221	5-3			2B BB		K		FC6-4		3	0	0	0	1	1	1								
Bill Buckner, L (1, 3) OBP: 0.347, SLG: 0.473				1-3 2B		4-3			HR	4	1	3	1	0	0	0								
Leon Durham, L (1, 9) OBP: 0.352, SLG: 0.475	G3			G4-6-3 BB		K		K		3	0	0	0	1	2	1								
Steve Henderson, R (1, 7) OBP: 0.359, SLG: 0.361		L5		K		G3			1B	4	0	1	0	0	1	3								
Jody Davis, R (1, 2) OBP: 0.341, SLG: 0.374		K		G4-6-3 1-2		6-3		K		4	0	0	0	0	2	4								
Tye Waller, R (1, 5) OBP: 0.283, SLG: 0.556		P4			HR		K		G3	4	1	1	1	0	1	1								
Mike Tyson, R (1, 4) OBP: 0.258, SLG: 0.284			F9		1-3			5-3		2	0	0	0	0	0	0								
Jerry Morales, R (8, PH) OBP: 0.341, SLG: 0.338										1	0	0	0	0	0	0								
Pat Tabler, R (9, 4) OBP: 0.274, SLG: 0.214										0	0	0	0	0	0	0								
Doug Bird, R (1, 1) OBP: 0.167, SLG: 0.118										1	0	0	0	0	0	0								
Steve Dillard, R (5, PH) OBP: 0.262, SLG: 0.345										1	0	0	0	0	1	0								
Rawly Eastwick, R (6, 1)										0	0	0	0	0	0	0								
Hector Cruz, R (8, PH) OBP: 0.339, SLG: 0.477										1	0	1	0	0	0	0								
Lee Smith, R (9, 1)										0	0	0	0	0	0	0								
<b>Inning Stats</b>	R: 0 E: 0 K: 0 S: 4	H: 1 LOB: 1 BB: 0 P: 4	R: 0 E: 0 K: 1 S: 5	H: 0 LOB: 0 BB: 0 P: 5	R: 0 E: 0 K: 1 S: 5	H: 0 LOB: 0 BB: 0 P: 5	R: 0 E: 0 K: 1 S: 5	H: 1 LOB: 2 BB: 2 P: 13	R: 1 E: 0 K: 2 S: 8	H: 1 LOB: 0 BB: 0 P: 8	R: 0 E: 0 K: 2 S: 7	H: 0 LOB: 0 BB: 0 P: 7	R: 0 E: 0 K: 1 S: 5	H: 0 LOB: 0 BB: 0 P: 5	R: 0 E: 0 K: 1 S: 6	H: 1 LOB: 1 BB: 0 P: 6	R: 1 E: 0 K: 2 S: 9	H: 2 LOB: 1 BB: 0 P: 9	1B: 3 2B: 1 3B: 0 HR: 2	SF: 0 SAC: 0 DP: 1 HBP: 0	WP: 0 PB: 0 SB: 0 CS: 0	PA: 34		
<b>PITCHER</b>	IP	WLS	BF	H	R	ER	SO	BB	IBB	HBP	BLK	WP	HR	S	P	ERA	WHIP							
Steve Carlton, L (1, 1) ERA: 2.31	9.0	W	34	6	2	2	11	2	0	0	0	0	2	54	62	2.00	0.889							

Philadelphia Phillies @ Chicago Cubs  
Wrigley Field, Chicago, IL  
Sun Sep 27 1981, 3:33 AM CDT  
Unknown - 64 F

AB 32  
R 2  
H 6  
RBI 2  
BB 2  
SO 11  
LOB 11





Batter	1	2	3	4	5	6	7	8	9	AB	R	H	RBI	BB	SO	LOB	TOP					
<b>Lonnie Smith, R</b> OBP: 0.368, SLG: 0.426 <b>Greg Gross, L</b> OBP: 0.324, SLG: 0.323 (5, 9)	4-3		CS 1B		FC4-6			1-3		2	0	1	0	0	0	0	Philadelphia Phillies @ Chicago Cubs Wrigley Field, Chicago, IL Sun Sep 27 1981, 3:38 AM CDT Att: 18,783 - Unknown - 64 F					
<b>Pete Rose, S</b> OBP: 0.391, SLG: 0.395 <b>George Vukovich, L</b> OBP: 0.409, SLG: 0.524 (1, 3) (5, 7)	4-3		G6-4-3 1B			P1		F2		2	0	1	0	0	0	0						
<b>Gary Matthews, R</b> OBP: 0.365, SLG: 0.451 <b>Del Unser, L</b> OBP: 0.308, SLG: 0.226 (1, 7) (5, 3)				G6-4-3 1B			2-3	E3 1B		2	0	1	0	0	0	0						
<b>Mike Schmidt, R</b> OBP: 0.425, SLG: 0.618 <b>Ryne Sandberg, R</b> OBP: 0.250, SLG: 0.250 (1, 5) (6, 6)					F8					2	0	0	0	1	1	0						
<b>Bake McBride, L</b> OBP: 0.315, SLG: 0.409 <b>Bob Demier, R</b> OBP: 0.667, SLG: 0.667 (1, 9) (5, 8)	FC6-4 1B				F8					2	0	0	0	0	0	2						
<b>Bob Boone, R</b> OBP: 0.280, SLG: 0.307 <b>Don McCormack, R</b> OBP: 1.000, SLG: 1.000 (1, 2) (7, 2)										2	0	0	0	0	0	2						
<b>Larry Bowa, S</b> OBP: 0.326, SLG: 0.335 <b>Ramon Aviles, R</b> OBP: 0.296, SLG: 0.280 (1, 6) (5, 4) (6, 5)		L6								2	0	0	0	0	0	1						
<b>Manny Trillo, R</b> OBP: 0.342, SLG: 0.399 <b>Luis Aguayo, R</b> OBP: 0.291, SLG: 0.316 (1, 4) (5, 6) (6, 4)										2	0	1	0	0	1	1						
<b>Dick Ruthven, R</b> ERA: 4.02 <b>Mike Proly, R</b> ERA: 4.82 <b>Warren Brusstar, R</b> ERA: 4.82 <b>Jerry Reed, R</b> ERA: 7.71 <b>Sparky Lyle, L</b> ERA: 4.17 (1, 1) (4, 1) (4, 1) (5, 1) (7, 1)										2	0	0	0	0	1	3						
<b>Inning Stats</b>	R: 0 E: 0 K: 0 S: 4	H: 1 LOB: 2 BB: 1 P: 8	R: 0 E: 0 K: 2 S: 8	H: 1 LOB: 1 BB: 0 P: 8	R: 0 E: 0 K: 0 S: 3	H: 2 LOB: 0 BB: 0 P: 3	R: 0 E: 0 K: 0 S: 3	H: 0 LOB: 0 BB: 0 P: 3	R: 0 E: 0 K: 1 S: 6	H: 1 LOB: 1 BB: 0 P: 6	R: 0 E: 0 K: 1 S: 5	H: 0 LOB: 0 BB: 0 P: 5	R: 0 E: 1 K: 0 S: 9	H: 2 LOB: 2 BB: 0 P: 9	R: 0 E: 0 K: 0 S: 5	H: 1 LOB: 2 BB: 0 P: 5		R: 0 E: 0 K: 0 S: 4	H: 1 LOB: 1 BB: 0 P: 4	1B: 9 2B: 0 3B: 0 HR: 0	SF: 0 SAC: 0 DP: 1 HBP: 0	WP: 0 PB: 0 SB: 0 CS: 1
<b>PITCHER</b> <b>Mike Krukow, R</b> ERA: 3.75 (1, 1)	IP: 9.0 WLS: W BF: 36 H: 9 R: 0 ER: 0 SO: 6 BB: 1 IBB: 0 HBP: 0 BLK: 0 WP: 0 HR: 0 S: 47 P: 51 ERA: 0.00 WHIP: 1.111															<b>PITCHER</b> <b>Tug McGraw, L</b> ERA: 2.93 (8, 1)	IP: 1.0 WLS: L BF: 3 H: 0 R: 0 ER: 0 SO: 0 BB: 0 IBB: 0 HBP: 0 BLK: 0 WP: 0 HR: 0 S: 3 P: 3 ERA: 0.00 WHIP: 0.000					

Batter	1	2	3	4	5	6	7	8	9	AB	R	H	RBI	BB	SO	LOB	BOTTOM			
<b>Jerry Morales, R</b> OBP: 0.342, SLG: 0.346 (1, 8)					SF8					4	1	2	1	0	1	1	Philadelphia Phillies @ Chicago Cubs Wrigley Field, Chicago, IL Sun Sep 27 1981, 3:38 AM CDT Att: 18,783 - Unknown - 64 F			
<b>Ivan De Jesus, R</b> OBP: 0.287, SLG: 0.220 <b>Scott Fletcher, R</b> OBP: 0.216, SLG: 0.200 (1, 6) (8, 6)										5	1	1	0	0	0	2				
<b>Bill Buckner, L</b> OBP: 0.350, SLG: 0.492 <b>Scot Thompson, L</b> OBP: 0.207, SLG: 0.207 (1, 3) (8, 3)										5	3	3	4	0	1	2				
<b>Leon Durham, L</b> OBP: 0.353, SLG: 0.475 (1, 9)										4	1	1	1	1	0	1				
<b>Steve Henderson, R</b> OBP: 0.370, SLG: 0.379 (1, 7)										4	3	4	0	1	0	0				
<b>Tye Waller, R</b> OBP: 0.279, SLG: 0.585 (1, 5)										5	1	2	4	0	1	4				
<b>Tim Blackwell, S</b> OBP: 0.333, SLG: 0.338 (1, 2)										4	1	2	1	1	0	1				
<b>Pat Tabler, R</b> OBP: 0.280, SLG: 0.270 (1, 4)										5	2	2	3	0	0	2				
<b>Mike Krukow, R</b> OBP: 0.167, SLG: 0.188 (1, 1)										5	1	1	0	0	1	2				
<b>Inning Stats</b>	R: 0 E: 0 K: 1 S: 6	H: 1 LOB: 1 BB: 0 P: 6	R: 3 E: 0 K: 0 S: 6	H: 3 LOB: 0 BB: 0 P: 6	R: 2 E: 1 K: 0 S: 6	H: 3 LOB: 1 BB: 0 P: 6	R: 7 E: 0 K: 0 S: 10	H: 7 LOB: 1 BB: 1 P: 14	R: 1 E: 0 K: 1 S: 7	H: 2 LOB: 1 BB: 1 P: 11	R: 0 E: 0 K: 2 S: 7	H: 0 LOB: 1 BB: 1 P: 11	R: 1 E: 1 K: 0 S: 5	H: 2 LOB: 1 BB: 0 P: 5	R: 0 E: 0 K: 0 S: 3	H: 0 LOB: 0 BB: 0 P: 3		1B: 8 2B: 6 3B: 1 HR: 3	SF: 1 SAC: 0 DP: 0 HBP: 0	WP: 0 PB: 0 SB: 0 CS: 0
<b>PITCHER</b> <b>Dick Ruthven, R</b> ERA: 5.23 <b>Mike Proly, R</b> ERA: 4.02 <b>Warren Brusstar, R</b> ERA: 4.82 <b>Jerry Reed, R</b> ERA: 7.71 <b>Sparky Lyle, L</b> ERA: 4.17 (1, 1) (4, 1) (4, 1) (5, 1) (7, 1)	IP: 3.0 WLS: L BF: 18 H: 9 R: 7 ER: 7 SO: 1 BB: 0 IBB: 0 HBP: 0 BLK: 0 WP: 0 HR: 2 S: 20 P: 20 ERA: 21.00 WHIP: 3.000															<b>PITCHER</b> <b>Tug McGraw, L</b> ERA: 2.93 (8, 1)	IP: 1.0 WLS: L BF: 3 H: 0 R: 0 ER: 0 SO: 0 BB: 0 IBB: 0 HBP: 0 BLK: 0 WP: 0 HR: 0 S: 3 P: 3 ERA: 0.00 WHIP: 0.000			





Batter	1	2	3	4	5	6	7	8	9	AB	R	H	RBI	BB	SO	LOB	TOP																	
Mookie Wilson, S OBP: 0.330, SLG: 0.389			6-3	F8		F9			K	5	1	1	0	0	1	3	<b>New York Mets @ Philadelphia Phillies</b> Veterans Stadium, Philadelphia, PA Mon Sep 28 1981, 7:05 PM EDT Att: 20,403 - Unknown																	
John Stearns, R OBP: 0.332, SLG: 0.337			4-3		1B SF8 BB	F7				4	1	2	1	1	0	0																		
Ellis Valentine, R OBP: 0.241, SLG: 0.376			6-3		1B 1B			K		5	1	1	0	0	1	2																		
Dave Kingman, R OBP: 0.322, SLG: 0.457				K	SF8			K		3	0	1	1	1	2	0																		
Lee Mazzilli, S OBP: 0.323, SLG: 0.354	K			F8				K	F8	5	0	1	0	0	2	5																		
Mike Cabbage, L OBP: 0.291, SLG: 0.289		K						K		4	1	1	0	0	2	1																		
Doug Flynn, R OBP: 0.250, SLG: 0.300			F6					F9		4	0	1	1	0	0	1																		
Ron Gardenhire, R OBP: 0.341, SLG: 0.316					K					4	0	3	1	0	1	2																		
Ed Lynch, R Terry Leach, R Mike Jorgensen, L Dan Botano, R Ray Seavage, L Randy Jones, R Mike Marshall, R Greg Harris, R	K					P4		F8		1	0	0	0	0	0	1																		
<b>Inning Stats</b>	R: 1 E: 0 K: 1 S: 6	H: 2 LOB: 2 BB: 1 P: 10	R: 0 E: 0 K: 2 S: 8	H: 1 LOB: 1 BB: 0 P: 8	R: 0 E: 0 K: 0 S: 3	H: 0 LOB: 0 BB: 0 P: 3	R: 1 E: 1 K: 1 S: 8	H: 2 LOB: 3 BB: 1 P: 12	R: 2 E: 0 K: 1 S: 8	H: 3 LOB: 2 BB: 0 P: 12	R: 0 E: 0 K: 3 S: 9	H: 0 LOB: 0 BB: 0 P: 9	R: 0 E: 0 K: 1 S: 6	H: 1 LOB: 1 BB: 0 P: 6	R: 0 E: 0 K: 1 S: 7	H: 2 LOB: 2 BB: 0 P: 7		1B: 8 2B: 3 3B: 1 HR: 0	SF: 1 SAC: 0 DP: 1 HBP: 0	WP: 0 PB: 0 SB: 1 CS: 1	PA: 41													
<b>PITCHER</b>	IP WLS BF H R ER SO BB IBB HBP BLK WP HR S P ERA WHIP																																	
Dickie Noles, R ERA: 4.85	(1, 1)	4.2	25	8	4	3	4	3	0	0	0	0	0	0	30	42	5.79	2.357																
Warren Brusstar, R ERA: 4.66	(5, 1)	0.1	1	0	0	0	1	0	0	0	0	0	0	0	3	3	0.00	0.000																
Larry Christenson, R ERA: 3.56	(6, 1)	4.0	W	15	3	0	0	5	0	0	0	0	0	25	25	0.00	0.750																	

Batter	1	2	3	4	5	6	7	8	9	AB	R	H	RBI	BB	SO	LOB	BOTTOM																
Lonnie Smith, R OBP: 0.376, SLG: 0.447			1B	1B HBP	1B				K	4	3	3	0	0	0	0	<b>New York Mets @ Philadelphia Phillies</b> Veterans Stadium, Philadelphia, PA Mon Sep 28 1981, 7:05 PM EDT Att: 20,403 - Unknown																
Pete Rose, S OBP: 0.397, SLG: 0.398			BB 1B	HBP 1B	E9			F8		2	2	2	1	1	0	0																	
George Vukovich, L OBP: 0.391, SLG: 0.500			E HBP	HBP 1B				F8		1	0	0	0	0	0	0																	
Gary Matthews, R OBP: 0.387, SLG: 0.451			BB 1B	F4-6-3 HBP	HBP			F7		2	1	1	1	0	1	1																	
Greg Gross, L OBP: 0.327, SLG: 0.319			E 1B	F4-6-3 HBP	HBP			F7		1	1	0	0	1	0	0																	
Mike Schmidt, R OBP: 0.428, SLG: 0.618			BB 1B	F4-6-3 HBP	HBP			F7		2	2	1	1	1	0	1																	
Bob Boone, R OBP: 0.293, SLG: 0.307			E 1B	F4-6-3 HBP	HBP			F7		0	0	0	0	1	0	0																	
Bake McBride, L OBP: 0.311, SLG: 0.403		F4-3	E3	F4-6-3				F9		3	1	0	1	0	0	3																	
Dick Davis, R OBP: 0.406, SLG: 0.505			F1-4	F4-6-3				F9		2	1	1	1	0	0	1																	
Keith Moreland, R OBP: 0.322, SLG: 0.409				F4-3				F9		3	0	2	3	1	0	1																	
Ramon Aviles, R OBP: 0.286, SLG: 0.269			F1-4	F4-3				K		1	0	0	0	0	1	1																	
Larry Bowa, S OBP: 0.328, SLG: 0.337			F1-4					F4		4	1	2	1	0	0	2																	
Luis Aquayo, R OBP: 0.287, SLG: 0.313			1B		1B			FC5-4		1	0	0	0	0	0	1																	
Manny Trillo, R OBP: 0.341, SLG: 0.395				F4-6-3				F8		3	0	0	0	1	0	4																	
Ryne Sandberg, R OBP: 0.250, SLG: 0.250								F7		0	0	0	0	0	0	0																	
Dickie Noles, R OBP: 0.118, SLG: 0.118			F4-6-3					F4-3		2	0	0	0	0	0	4																	
Warren Brusstar, R ERA: 2.07	(5, 1)	0.0	0	0	0	0	0	0	0	0	0	0	0	0	0	0																	
Ozzie Virgil, R ERA: 3.68	(5, PH)	0.0	4	3	3	3	0	1	0	0	0	0	0	0	0	1																	
Del Unser, L OBP: 0.303, SLG: 0.222	(7, 3)	0.0	4	3	3	3	0	1	0	0	0	0	0	0	0	1																	
<b>Inning Stats</b>	R: 0 E: 0 K: 1 S: 5	H: 0 LOB: 1 BB: 1 P: 9	R: 0 E: 0 K: 0 S: 4	H: 1 LOB: 2 BB: 1 P: 8	R: 5 E: 1 K: 0 S: 6	H: 3 LOB: 1 BB: 2 P: 15	R: 2 E: 0 K: 0 S: 4	H: 2 LOB: 1 BB: 0 P: 6	R: 2 E: 1 K: 0 S: 5	H: 3 LOB: 1 BB: 0 P: 5	R: 3 E: 1 K: 0 S: 6	H: 3 LOB: 1 BB: 1 P: 10	R: 0 E: 0 K: 1 S: 5	H: 0 LOB: 0 BB: 0 P: 5	R: 0 E: 0 K: 1 S: 5	H: 0 LOB: 1 BB: 1 P: 9	1B: 10 2B: 1 3B: 1 HR: 0	SF: 0 SAC: 0 DP: 2 HBP: 3	WP: 0 PB: 0 SB: 0 CS: 0	PA: 43													
<b>PITCHER</b>	IP WLS BF H R ER SO BB IBB HBP BLK WP HR S P ERA WHIP																																
Ed Lynch, R ERA: 2.87	(1, 1)	2.1	L	16	4	5	4	1	0	0	0	0	0	14	27	15.43	3.000																
Terry Leach, R ERA: 2.07	(3, 1)	0.2	2	0	0	0	0	1	0	0	0	0	0	1	5	0.00	1.500																
Dan Botano, R ERA: 5.51	(4, 1)	0.0	4	2	2	2	0	0	0	2	0	0	0	2	4	∞	∞																
Ray Seavage, L ERA: 3.68	(4, 1)	2.0	7	3	2	1	0	0	0	0	0	0	0	7	7	4.50	1.500																
Randy Jones, L ERA: 4.85	(6, 1)	0.0	4	3	3	3	0	1	0	0	0	0	0	3	7	∞	∞																
Mike Marshall, R ERA: 2.73	(6, 1)	2.0	6	0	0	0	0	0	0	0	0	0	0	1	1	0.00	0.000																
Greg Harris, R ERA: 4.46	(8, 1)	1.0	4	0	0	0	1	1	0	0	0	0	0	5	9	0.00	1.000																

AB	37
R	4
H	11
RBI	4
BB	3
SO	10
LOB	16



AB	34
R	12
H	12
RBI	9
BB	6
SO	3
LOB	21







Batter	1	2	3	4	5	6	7	8	9	AB	R	H	RBI	BB	SO	LOB	TOP	
Mookie Wilson, S OBP: 0.328, SLG: 0.386 (1, 8)										5	0	1	0	0	1	2	<b>New York Mets @ Philadelphia Phillies</b> Veterans Stadium, Philadelphia, PA Tue Sep 29 1981, 7:05 PM EDT Att: 20,110 - Unknown	
Lee Mazzilli, S OBP: 0.324, SLG: 0.361 Mike Howard, S OBP: 0.240, SLG: 0.190 (9, 7)										5	1	2	0	0	0	2		
Hubie Brooks, R OBP: 0.347, SLG: 0.410 (1, 5)										5	0	0	0	0	0	2		
Dave Kingman, R OBP: 0.327, SLG: 0.468 Mike Jorgensen, L OBP: 0.274, SLG: 0.358 (7, 3)										3	2	2	1	1	0	0		
Ellis Valentine, R OBP: 0.237, SLG: 0.370 (1, 9)										4	0	0	0	0	1	2		
John Stearns, R OBP: 0.334, SLG: 0.340 (1, 2)										4	2	2	1	0	0	1		
Doug Flynn, R OBP: 0.290, SLG: 0.297 (1, 4)										3	1	0	0	1	0	2		
Ron Gardenhire, R OBP: 0.356, SLG: 0.317 (1, 6)										3	0	1	1	1	0	2		
Pete Falcone, L OBP: 0.158, SLG: 0.316 (1, 1)										4	1	2	3	0	1	1		
<b>Inning Stats</b>	R: 0 E: 0 K: 0 S: 3	H: 0 LOB: 0 BB: 0 P: 3	R: 0 E: 1 K: 0 S: 4	H: 0 LOB: 2 BB: 1 P: 8	R: 3 E: 0 K: 0 S: 6	H: 4 LOB: 0 BB: 0 P: 6	R: 1 E: 0 K: 0 S: 4	H: 1 LOB: 0 BB: 0 P: 4	R: 0 E: 0 K: 1 S: 5	H: 0 LOB: 0 BB: 0 P: 5	R: 0 E: 0 K: 1 S: 5	H: 1 LOB: 1 BB: 0 P: 6	R: 0 E: 0 K: 0 S: 4	H: 1 LOB: 1 BB: 0 P: 4	1B: 6 2B: 2 3B: 0 HR: 2	SF: 0 SAC: 0 DP: 0 HBP: 0	WP: 1 PB: 0 SB: 2 CS: 1	PA: 40
<b>PITCHER</b>	IP WLS BF H R ER SO BB IBB HBP BLK WP HR S P ERA WHIP																	
Mark Davis, L ERA: 8.1 (1, 1)	5.1 L 24 7 6 6 1 1 1 0 0 0 1 2 25 29 10.12 1.500																	
Warren Brusstar, R ERA: 5.23 (6, 1)	0.2 5 1 1 1 0 1 1 0 0 0 0 0 3 11 13.50 3.000																	
Sparky Lyle, L ERA: 4.11 (7, 1)	1.0 3 0 0 0 1 0 0 0 0 0 0 0 5 5 0.00 0.000																	
Ron Reed, R ERA: 3.3 (8, 1)	1.0 4 1 0 0 1 0 0 0 0 0 0 0 6 6 0.00 1.000																	
Tug McGraw, L ERA: 2.65 (9, 1)	1.0 4 1 0 0 0 0 0 0 0 0 0 0 4 4 0.00 1.000																	

Batter	1	2	3	4	5	6	7	8	9	AB	R	H	RBI	BB	SO	LOB	BOTTOM			
Lonnie Smith, R OBP: 0.374, SLG: 0.442 (1, 8)										4	0	1	0	0	0	0	<b>New York Mets @ Philadelphia Phillies</b> Veterans Stadium, Philadelphia, PA Tue Sep 29 1981, 7:05 PM EDT Att: 20,110 - Unknown			
Pete Rose, S OBP: 0.395, SLG: 0.396 (1, 3)										4	0	1	0	0	0	1				
Gary Matthews, R OBP: 0.385, SLG: 0.449 (1, 7)										4	0	1	0	0	1	1				
Mike Schmidt, R OBP: 0.430, SLG: 0.617 Ryne Sandberg, R OBP: 0.250, SLG: 0.250 Ron Reed, R OBP: 0.600, SLG: 0.800 Tug McGraw, R Ozzie Virgil, R (9, PH)										2	0	1	0	1	0	1				
Keith Moreland, R OBP: 0.322, SLG: 0.404 (8, 5)										2	0	0	0	1	0	1				
Dick Davis, R OBP: 0.394, SLG: 0.489 (1, 9)										3	0	0	0	0	0	2				
Larry Bowa, S OBP: 0.325, SLG: 0.334 (1, 6)										3	0	0	0	0	0	1				
Manny Trillo, R OBP: 0.338, SLG: 0.392 (1, 4)										3	0	0	0	0	0	0				
Mark Davis, L OBP: 0.231, SLG: 0.091 Warren Brusstar, R Garry Maddox, R OBP: 0.291, SLG: 0.337 Sparky Lyle, L OBP: 0.500, SLG: 0.400 Bob Boone, R OBP: 0.282, SLG: 0.306 (8, 2)										1	0	0	0	0	0	0				
<b>Inning Stats</b>	R: 0 E: 0 K: 1 S: 5	H: 0 LOB: 0 BB: 0 P: 5	R: 0 E: 0 K: 0 S: 3	H: 1 LOB: 1 BB: 1 P: 7	R: 0 E: 0 K: 0 S: 4	H: 1 LOB: 1 BB: 0 P: 4	R: 0 E: 0 K: 0 S: 3	H: 1 LOB: 0 BB: 0 P: 3	R: 0 E: 0 K: 0 S: 3	H: 0 LOB: 0 BB: 0 P: 3	R: 0 E: 0 K: 0 S: 3	H: 0 LOB: 1 BB: 1 P: 7	R: 0 E: 0 K: 0 S: 3	H: 0 LOB: 0 BB: 0 P: 3	R: 0 E: 0 K: 0 S: 4	H: 1 LOB: 1 BB: 0 P: 4	1B: 4 2B: 0 3B: 0 HR: 0	SF: 0 SAC: 0 DP: 1 HBP: 0	WP: 0 PB: 0 SB: 0 CS: 1	PA: 31
<b>PITCHER</b>	IP WLS BF H R ER SO BB IBB HBP BLK WP HR S P ERA WHIP																			
Pete Falcone, L ERA: 2.71 (1, 1)	9.0 W 31 4 0 0 1 2 0 0 0 0 0 0 31 39 0.00 0.667																			

AB	37
R	7
H	10
RBI	6
BB	3
SO	3
LOB	15



AB	29
R	0
H	4
RBI	0
BB	2
SO	1
LOB	8





Batter	1	2	3	4	5	6	7	8	9	AB	R	H	RBI	BB	SO	LOB	TOP					
Tom Herr, S OBP: 0.325, SLG: 0.347 (1, 4)	G3		E5		F7	1B		4-3		4	1	1	0	1	0	0						
Gary Templeton, S OBP: 0.316, SLG: 0.398 (1, 6)	4-1		FC6-4		2B	1B			K	5	1	2	1	0	1	1						
Keith Hernandez, L OBP: 0.402, SLG: 0.464 (1, 3)	E5		G6-4-3		F7				K	5	0	1	0	0	1	5						
George Hendrick, R OBP: 0.362, SLG: 0.480 (1, 9)	K				2B	1B				4	2	2	1	1	1	1						
Dane Iorg, L OBP: 0.344, SLG: 0.431 (1, 7)					1B	2B				2	0	2	3	1	0	0						
Tito Landrum, R OBP: 0.294, SLG: 0.368 (6, 9)		1B			G3				F9	1	0	0	0	0	0	0						
Orlando Sanchez, L OBP: 0.319, SLG: 0.386 (9, PH)		BB			1-H	2B				1	0	0	0	0	0	1						
Ken Oberkfell, L OBP: 0.383, SLG: 0.377 (1, 5)					P6					4	0	1	0	0	1	3						
Mike Ramsey, S OBP: 0.299, SLG: 0.277 (7, 5)	K					P2				0	0	0	0	0	0	0						
Darrell Porter, L OBP: 0.371, SLG: 0.407 (1, 2)					G3				F8	2	0	0	0	2	0	2						
David Green, R OBP: 0.320, SLG: 0.111 Bob Sykes, S (5, 1)					P3					2	0	1	0	0	0	1						
Julio Gonzalez, R OBP: 0.118, SLG: 0.429 Jim Kaat, L OBP: 0.244, SLG: 0.500 Luis Delaun, R (6, PH)						P4			K	0	0	0	0	0	0	0						
Bruce Sutter, R OBP: 0.241, SLG: 0.310 Steve Braun, L OBP: 0.241, SLG: 0.310 Jim Otten, R (8, 1)										0	0	0	0	0	0	0						
Bob Forsch, R OBP: 0.143, SLG: 0.146 (1, 1)									K	1	0	0	0	0	0	3						
Mark Littell, L OBP: 0.250, SLG: 0.250 (4, 1)										0	0	0	0	0	0	0						
Gene Roof, S OBP: 0.431, SLG: 0.415 (4, 7)									K	3	1	0	0	0	1	1						
<b>Inning Stats</b>	R: 0 E: 1 K: 1 S: 6	H: 1 LOB: 1 BB: 0 P: 6	R: 0 E: 0 K: 1 S: 5	H: 1 LOB: 2 BB: 2 P: 13	R: 0 E: 1 K: 0 S: 3	H: 0 LOB: 0 BB: 0 P: 3	R: 1 E: 0 K: 0 S: 5	H: 2 LOB: 1 BB: 0 P: 5	R: 3 E: 0 K: 0 S: 7	H: 4 LOB: 1 BB: 0 P: 7	R: 1 E: 0 K: 0 S: 4	H: 1 LOB: 1 BB: 2 P: 12	R: 0 E: 0 K: 0 S: 4	H: 1 LOB: 0 BB: 0 P: 4	R: 0 E: 0 K: 2 S: 7	H: 0 LOB: 0 BB: 0 P: 7	R: 0 E: 0 K: 2 S: 7	H: 0 LOB: 1 BB: 1 P: 11	1B: 8 2B: 2 3B: 0 HR: 0	SF: 0 SAC: 0 DP: 2 HBP: 0	WP: 0 PB: 0 SB: 1 CS: 0	PA: 41
<b>PITCHER</b>	IP	WLS	BF	H	R	ER	SO	BB	IBB	HBP	BLK	WP	HR	S	P	ERA	WHIP					
Dan Larson, R ERA: 4.18 (1, 1)	5.0		24	8	4	4	2	2	0	0	0	0	0	26	34	7.20	2.000					
Sparky Lyle, L ERA: 4.13 (6, 1)	2.0	W	10	2	1	1	0	2	0	0	0	0	0	8	16	4.50	2.000					
Ron Reed, R ERA: 3.19 (8, 1)	2.0	S	7	0	0	0	4	1	0	0	0	0	0	14	18	0.00	0.500					

St. Louis Cardinals @ Philadelphia Phillies  
Veterans Stadium, Philadelphia, PA  
Wed Sep 30 1981, 7:05 PM EDT  
Att: 21,382 - Unknown - 62 F

AB 36  
R 5  
H 10  
RBI 5  
BB 5  
SO 6  
LOB 19



Batter	1	2	3	4	5	6	7	8	9	AB	R	H	RBI	BB	SO	LOB	BOTTOM				
Lonnie Smith, R OBP: 0.380, SLG: 0.449 (1, 8)	F8					F8				4	1	2	2	1	0	0					
Ron Reed, R OBP: 0.500, SLG: 0.667 (8, 1)								FC6-4		1	0	0	0	0	0	3					
Pete Rose, S OBP: 0.393, SLG: 0.396 (1, 3)						F9				5	0	1	0	0	0	4					
Gary Matthews, R OBP: 0.393, SLG: 0.452 (1, 7)										2	2	2	0	3	0	0					
Mike Schmidt, R OBP: 0.433, SLG: 0.627 (1, 5)										1	1	1	3	1	0	0					
Bob Boone, R OBP: 0.324, SLG: 0.307 (4, PH)										2	1	1	1	1	0	2					
Bake McBride, L OBP: 0.313, SLG: 0.397 (1, 9)										3	0	0	0	2	0	4					
Keith Moreland, R OBP: 0.314, SLG: 0.394 (1, 2)										5	0	0	0	0	0	5					
Ramon Aviles, R OBP: 0.286, SLG: 0.269 (9, 5)										0	0	0	0	0	0	0					
Larry Bowa, S OBP: 0.332, SLG: 0.340 (1, 6)										3	2	2	0	2	0	1					
Manny Trillo, R OBP: 0.342, SLG: 0.394 (1, 4)										3	1	2	0	1	1	1					
Dan Larson, R OBP: 0.273, SLG: 0.111 Len Mattiace, L OBP: 0.206, SLG: 0.571 Ozzie Virgil, R (5, PH)										1	0	0	0	1	0	1					
Sparky Lyle, L OBP: 0.246, SLG: 0.400 Greg Gross, R OBP: 0.324, SLG: 0.316 Garry Maddox, R OBP: 0.200, SLG: 0.337 (8, 8)										0	0	0	0	0	0	0					
<b>Inning Stats</b>	R: 0 E: 0 K: 0 S: 4	H: 2 LOB: 2 BB: 1 P: 8	R: 0 E: 0 K: 1 S: 6	H: 1 LOB: 1 BB: 0 P: 6	R: 3 E: 0 K: 0 S: 4	H: 1 LOB: 2 BB: 2 P: 12	R: 2 E: 0 K: 0 S: 5	H: 3 LOB: 2 BB: 2 P: 13	R: 0 E: 0 K: 0 S: 4	H: 1 LOB: 3 BB: 1 P: 8	R: 0 E: 0 K: 0 S: 3	H: 0 LOB: 3 BB: 3 P: 15	R: 1 E: 0 K: 0 S: 4	H: 1 LOB: 1 BB: 1 P: 8	R: 2 E: 1 K: 0 S: 5	H: 2 LOB: 3 BB: 3 P: 17	1B: 7 2B: 3 3B: 0 HR: 1	SF: 0 SAC: 1 DP: 2 HBP: 0	WP: 0 PB: 0 SB: 3 CS: 0	PA: 46	
<b>PITCHER</b>	IP	WLS	BF	H	R	ER	SO	BB	IBB	HBP	BLK	WP	HR	S	P	ERA	WHIP				
Bob Forsch, R ERA: 3.18 (1, 1)	3.0		17	6	5	5	1	3	0	0	0	0	0	16	28	15.00	3.000				
Mark Littell, R ERA: 4.5 (4, 1)	1.2		9	2	0	0	0	3	0	0	0	0	0	6	18	0.00	3.000				
Bob Sykes, L ERA: 4.71 (5, 1)	0.1		1	0	0	0	0	0	0	0	0	0	0	1	1	0.00	0.000				
Jim Kaat, L ERA: 2.7 (6, 1)	0.2		5	0	0	0	0	3	0	0	0	0	0	2	14	0.00	4.500				
Luis Delaun, R ERA: 2.45 (6, 1)	0.2	L	3	0	1	1	0	1	0	0	0	0	0	2	6	13.50	1.500				

St. Louis Cardinals @ Philadelphia Phillies  
Veterans Stadium, Philadelphia, PA  
Wed Sep 30 1981, 7:05 PM EDT  
Att: 21,382 - Unknown - 62 F

AB 32  
R 8  
H 11  
RBI 7  
BB 13  
SO 1  
LOB 24





Batter	1	2	3	4	5	6	7	8	9	10	AB	R	H	RBI	BB	SO	LOB	TOP		
Tom Herr, S OBP: 0.324, SLG: 0.345 (1, 4)	F7		L8				3-1			F9	5	0	1	1	0	0	3	<b>St. Louis Cardinals @ Philadelphia Phillies</b> <b>Veterans Stadium, Philadelphia, PA</b> Thu Oct 01 1981, 7:05 PM EDT Att: 20,482 - Cloudy - 68 F		
Garry Templeton, S OBP: 0.318, SLG: 0.398 (1, 6)	3-1							B1-3			5	1	2	1	0	0	1			
Keith Hernandez, L OBP: 0.402, SLG: 0.464 (1, 3)			PO		L6			F7			4	0	1	1	1	0	0			
George Hendrick, R OBP: 0.357, SLG: 0.474 (1, 8)	FC6-4				6-3			6-3			5	0	0	0	0	0	2			
Dane Iorg, L OBP: 0.343, SLG: 0.427 Tito Landrum, R OBP: 0.294, SLG: 0.368 (1, 7)		L4								F8	4	0	1	0	0	0	0			
Ken Oberkfell, L OBP: 0.349, SLG: 0.373 (1, 5)		4-3			1B						0	0	0	0	0	0	0			
Darrell Porter, L OBP: 0.369, SLG: 0.404 (1, 2)					4-3						4	0	0	0	0	0	1			
Sixto Lezcano, R OBP: 0.374, SLG: 0.393 Doug Bair, R OBP: 0.167, SLG: 0.667 (1, 9)											4	0	1	0	0	1	0			
Lary Sorensen, R OBP: 0.085, SLG: 0.087 Bruce Sutter, R (8, 1)											4	2	3	0	0	1	1			
Steve Braun, L OBP: 0.404, SLG: 0.302 David Green, R OBP: 0.250, SLG: 0.111 (10, 8)											0	0	0	0	0	0	0			
<b>Inning Stats</b>	R: 0 E: 0 K: 0 S: 3	H: 0 LOB: 1 BB: 1 P: 7	R: 0 E: 0 K: 0 S: 3	H: 0 LOB: 0 BB: 0 P: 3	R: 1 E: 0 K: 0 S: 4	H: 2 LOB: 0 BB: 0 P: 4	R: 0 E: 0 K: 0 S: 4	H: 1 LOB: 1 BB: 0 P: 4	R: 1 E: 0 K: 1 S: 7	H: 2 LOB: 1 BB: 0 P: 7	R: 0 E: 0 K: 0 S: 3	H: 1 LOB: 2 BB: 0 P: 5	R: 0 E: 0 K: 1 S: 6	H: 1 LOB: 1 BB: 0 P: 6	R: 1 E: 0 K: 0 S: 5	H: 2 LOB: 1 BB: 0 P: 5	1B: 8 2B: 1 3B: 0 HR: 0	SF: 0 SAC: 2 DP: 0 HBP: 1	WP: 0 PB: 0 SB: 0 CS: 0	PA: 41
<b>PITCHER</b>	IP WLS BF H R ER SO BB IBB HBP BLK WP HR S P ERA WHIP	6.0 2.0 8 1 0 0 0 0 0 0 0 0 0 0 24 28 3.00 1.000	2.0 L 9 3 1 1 1 0 0 0 0 0 0 0 0 11 11 4.50 1.500																	

AB	36
R	3
H	9
RBI	3
BB	1
SO	2
LOB	8



Batter	1	2	3	4	5	6	7	8	9	10	AB	R	H	RBI	BB	SO	LOB	BOTTOM				
Lonnie Smith, R OBP: 0.379, SLG: 0.447 Garry Maddox, R OBP: 0.224, SLG: 0.338 (1, 8)	1-3		5-3							F7	3	0	1	0	0	0	0	<b>St. Louis Cardinals @ Philadelphia Phillies</b> <b>Veterans Stadium, Philadelphia, PA</b> Thu Oct 01 1981, 7:05 PM EDT Att: 20,482 - Cloudy - 68 F				
Pete Rose, S OBP: 0.394, SLG: 0.396 (1, 3)	1-3		4-3								3	1	1	0	0	0	1					
Gary Matthews, R OBP: 0.394, SLG: 0.451 (1, 7)											3	0	1	1	1	0	0					
Bake McBride, L OBP: 0.309, SLG: 0.392 Warren Brusstar, R (7, 1)											3	0	0	0	0	0	3					
Del Unser, L OBP: 0.296, SLG: 0.218 Larry Christenson, R OBP: 0.126, SLG: 0.100 (8, PH)	P5										0	0	0	0	0	0	0					
Keith Moreland, R OBP: 0.308, SLG: 0.385 (1, 5)											0	1	0	0	0	0	2					
Manny Trillo, R OBP: 0.339, SLG: 0.389 (1, 4)											4	0	0	0	0	0	0					
Larry Bowa, S OBP: 0.328, SLG: 0.336 (1, 6)											4	0	0	0	0	0	0					
Bob Boone, R OBP: 0.283, SLG: 0.303 Don McCormack, R OBP: 1.000, SLG: 1.000 Len Matuszek, L OBP: 0.444, SLG: 0.500 (10, PH)											3	0	0	0	0	0	0					
Mike Proly, R Greg Gross, L OBP: 0.316, SLG: 0.306 (6, PH)											1	0	0	0	0	0	0					
<b>Inning Stats</b>	R: 0 E: 0 K: 0 S: 4	H: 1 LOB: 2 BB: 1 P: 8	R: 0 E: 0 K: 0 S: 3	H: 0 LOB: 0 BB: 0 P: 3	R: 0 E: 0 K: 0 S: 3	H: 0 LOB: 0 BB: 0 P: 3	R: 0 E: 0 K: 0 S: 3	H: 0 LOB: 0 BB: 0 P: 3	R: 1 E: 1 K: 0 S: 5	H: 1 LOB: 1 BB: 0 P: 5	R: 0 E: 0 K: 0 S: 3	H: 0 LOB: 0 BB: 0 P: 3	R: 1 E: 0 K: 0 S: 5	H: 2 LOB: 2 BB: 0 P: 6	R: 0 E: 0 K: 0 S: 3	H: 0 LOB: 0 BB: 0 P: 3	R: 0 E: 0 K: 0 S: 3	H: 0 LOB: 0 BB: 0 P: 3	1B: 4 2B: 0 3B: 0 HR: 0	SF: 0 SAC: 0 DP: 0 HBP: 1	WP: 0 PB: 0 SB: 0 CS: 0	PA: 37
<b>PITCHER</b>	IP WLS BF H R ER SO BB IBB HBP BLK WP HR S P ERA WHIP	7.2 0.1 2.0 W 6 0 0 0 0 0 0 0 0 0 27 32 1.17 0.522	0.1 2 1 0 0 0 0 0 0 0 0 0 0 0 2 2 0.00 3.000	2.0 W 6 0 0 0 0 0 0 0 0 0 0 0 6 6 0.00 0.000																		

AB	35
R	2
H	4
RBI	1
BB	1
SO	0
LOB	8





Batter	1	2	3	4	5	6	7	8	9	AB	R	H	RBI	BB	SO	LOB	TOP							
Jerry Morales, R OBP: 0.340, SLG: 0.338	0-3 K	0-0 BB 1B		0-0 F7		0-0 E5 2B	0-0 E6 6-3		0-0 P2	6	1	1	1	0	1	1								
Ivan De Jesus, R OBP: 0.278, SLG: 0.230	0-0 E 1B	0-0 BB		0-0 FC5-4 1B		4-0 2B BB	0-0 6-3		0-0 F8	4	1	2	0	2	0	1								
Bill Buckner, L OBP: 0.351, SLG: 0.487	0-0 FC3 1-2	0-0 4-3		0-0 P7		0-0 BLK 2B	0-0 L9		0-3 K	6	1	1	3	0	1	6								
Steve Henderson, R OBP: 0.374, SLG: 0.388	0-3 K			0-0 FC4-2 1B		0-0 BLK BB	4-0 FC6-4 IBB			3	0	1	0	2	1	3								
Scot Thompson, L OBP: 0.206, SLG: 0.209	0-0 K			2B FC4-2 1B		2-3 BB	0-0 FC6-4 IBB			0	0	0	0	0	0	0								
Leon Durham, L OBP: 0.344, SLG: 0.460	0-0 3-1			0-0 FC4-2 E 2B		0-3 K	0-3 K		0-0 FC6-4	5	1	1	0	0	2	6								
Jody Davis, R OBP: 0.338, SLG: 0.372		0-0 1B 2B		0-0 P6		0-0 E5	4-0 IBB		0-0 L6-4 BB 1B	4	1	2	0	1	0	2								
Tye Waller, R OBP: 0.299, SLG: 0.468		0-0 1B 5-3 1B		0-0 FC4-2 E		0-3 K	0-0 F9		4-0 BB	4	0	1	0	1	1	5								
Mike Tyson, R OBP: 0.248, SLG: 0.272		0-0 5-3		0-0 E5		0-3 K	0-3 K		0-0 B4	3	0	0	0	0	1	4								
Mike Griffin, R OBP: 0.154, SLG: 0.154										0	0	0	0	0	0	0								
Hector Cruz, R OBP: 0.336, SLG: 0.472										1	0	0	0	0	1	2								
Randy Martz, L OBP: 0.214, SLG: 0.214										0	0	0	0	0	0	0								
Dick Tidrow, R OBP: 0.214, SLG: 0.214										1	0	0	0	0	0	2								
Dave Geisel, L OBP: 0.250, SLG: 0.289		0-3 K		0-3 K			0-0 BB 2B		0-0 L6-4	2	0	0	0	0	2	4								
Scott Fletcher, R OBP: 0.250, SLG: 0.289							0-0 E 2B		0-0 L6-4	3	2	2	0	0	0	2								
<b>Inning Stats</b>	R: 0 E: 1 K: 2 S: 9	H: 1 LOB: 2 BB: 0 P: 9	R: 1 E: 0 K: 1 S: 8	H: 3 LOB: 3 BB: 1 P: 12	R: 1 E: 1 K: 1 S: 8	H: 2 LOB: 2 BB: 0 P: 8	R: 0 E: 0 K: 0 S: 4	H: 1 LOB: 1 BB: 0 P: 4	R: 0 E: 0 K: 3 S: 10	H: 0 LOB: 1 BB: 0 P: 10	R: 4 E: 1 K: 2 S: 10	H: 2 LOB: 2 BB: 3 P: 22	R: 1 E: 1 K: 0 S: 5	H: 1 LOB: 2 BB: 1 P: 9	R: 0 E: 0 K: 0 S: 3	H: 1 LOB: 1 BB: 1 P: 7	R: 0 E: 0 K: 1 S: 5	H: 0 LOB: 0 BB: 0 P: 5	1B: 6 2B: 6 3B: 0 HR: 0	SF: 0 SAC: 0 DP: 1 HBP: 0	WP: 0 PB: 0 SB: 1 CS: 0	PA: 48		
<b>PITCHER</b>	IP WLS BF H R ER SO BB IBB HBP BLK WP HR S P ERA WHIP	IP WLS BF H R ER SO BB IBB HBP BLK WP HR S P ERA WHIP	IP WLS BF H R ER SO BB IBB HBP BLK WP HR S P ERA WHIP	IP WLS BF H R ER SO BB IBB HBP BLK WP HR S P ERA WHIP	IP WLS BF H R ER SO BB IBB HBP BLK WP HR S P ERA WHIP	IP WLS BF H R ER SO BB IBB HBP BLK WP HR S P ERA WHIP	IP WLS BF H R ER SO BB IBB HBP BLK WP HR S P ERA WHIP	IP WLS BF H R ER SO BB IBB HBP BLK WP HR S P ERA WHIP	IP WLS BF H R ER SO BB IBB HBP BLK WP HR S P ERA WHIP	IP WLS BF H R ER SO BB IBB HBP BLK WP HR S P ERA WHIP	IP WLS BF H R ER SO BB IBB HBP BLK WP HR S P ERA WHIP	IP WLS BF H R ER SO BB IBB HBP BLK WP HR S P ERA WHIP	IP WLS BF H R ER SO BB IBB HBP BLK WP HR S P ERA WHIP	IP WLS BF H R ER SO BB IBB HBP BLK WP HR S P ERA WHIP	IP WLS BF H R ER SO BB IBB HBP BLK WP HR S P ERA WHIP	IP WLS BF H R ER SO BB IBB HBP BLK WP HR S P ERA WHIP	IP WLS BF H R ER SO BB IBB HBP BLK WP HR S P ERA WHIP	IP WLS BF H R ER SO BB IBB HBP BLK WP HR S P ERA WHIP	IP WLS BF H R ER SO BB IBB HBP BLK WP HR S P ERA WHIP	IP WLS BF H R ER SO BB IBB HBP BLK WP HR S P ERA WHIP	IP WLS BF H R ER SO BB IBB HBP BLK WP HR S P ERA WHIP	IP WLS BF H R ER SO BB IBB HBP BLK WP HR S P ERA WHIP	IP WLS BF H R ER SO BB IBB HBP BLK WP HR S P ERA WHIP	IP WLS BF H R ER SO BB IBB HBP BLK WP HR S P ERA WHIP
Steve Carlton, L ERA: 2.42	7.0	41	10	7	4	9	3	2	0	0	1	0	0	0	0	0	0	0	1	5	∞	∞		
Warren Brusstar, R ERA: 4.39	0.0	2	1	0	0	0	1	0	0	0	0	0	0	1	2	2	0.00	0.000						
Tug McGraw, L ERA: 2.79	1.0	W	3	0	0	0	1	0	0	0	0	0	0	0	0	0	0.00	0.000						
Ron Reed, R ERA: 3.13	1.0	W	3	0	0	0	1	0	0	0	0	0	0	0	0	0	0.00	0.000						

Chicago Cubs @ Philadelphia Phillies  
Veterans Stadium, Philadelphia, PA

AB 42  
R 7  
H 11  
RBI 4  
BB 6  
SO 10  
LOB 38



WP: 0 PA: 48  
PB: 0  
SB: 1  
CS: 0

Batter	1	2	3	4	5	6	7	8	9	AB	R	H	RBI	BB	SO	LOB	BOTTOM							
Lonnie Smith, R OBP: 0.390, SLG: 0.460	0-0 4-3		0-0 E 1B		4-0 4-3 S BB		0-0 1B 2B		0-0 S 1B	4	2	3	0	1	0	0								
Pete Rose, S OBP: 0.394, SLG: 0.394	0-0 L9		0-0 E6 SF8		4-0 4-3 BB		0-0 1B 1B		0-0 F7	4	2	1	1	1	0	1								
Gary Matthews, R OBP: 0.396, SLG: 0.453	4-0 S BB		0-0 SF8		0-0 4-3		0-0 FC4-6 1B 1B		0-0 1B SH3 1B	3	2	2	1	1	0	2								
Keith Moreland, R OBP: 0.307, SLG: 0.383	0-0 3-1		0-0 F8		0-0 6-3		0-0 FC4-6 1B		0-0 SH3	4	0	1	1	0	0	3								
Ryne Sandberg, R OBP: 0.250, SLG: 0.250										0	0	0	0	0	0	0								
Ramon Aviles, R OBP: 0.286, SLG: 0.269										0	0	0	0	0	0	0								
Garry Maddox, R OBP: 0.299, SLG: 0.342		0-0 1B 1B		0-0 1B		0-0 P4	0-0 FC4-6 1B		0-0 HR 1B	5	2	3	0	0	0	2								
Manny Trillo, R OBP: 0.340, SLG: 0.390		0-0 L6 1B		0-0 P5		0-0 P4	0-0 P4		0-0 P4	5	0	2	1	0	0	2								
Larry Bowa, S OBP: 0.330, SLG: 0.338										4	0	2	1	0	0	2								
Mike Schmidt, R OBP: 0.434, SLG: 0.636										1	1	1	3	0	0	0								
Bob Boone, R OBP: 0.278, SLG: 0.298										4	0	0	0	0	0	3								
Steve Carlton, L OBP: 0.189, SLG: 0.224										2	0	0	0	0	0	2								
Greg Gross, R OBP: 0.115, SLG: 0.200										1	0	0	0	0	0	0								
Warren Brusstar, R ERA: 4.39										0	0	0	0	0	0	0								
Tug McGraw, L ERA: 2.79										0	0	0	0	0	0	0								
Bake McBride, L OBP: 0.302, SLG: 0.390										1	0	0	0	0	0	0								
Ron Reed, R OBP: 0.250, SLG: 0.267										0	0	0	0	0	0	0								
<b>Inning Stats</b>	R: 0 E: 0 K: 0 S: 3	H: 0 LOB: 1 BB: 1 P: 7	R: 1 E: 0 K: 0 S: 5	H: 3 LOB: 1 BB: 0 P: 5	R: 2 E: 1 K: 0 S: 5	H: 2 LOB: 1 BB: 0 P: 5	R: 0 E: 0 K: 0 S: 3	H: 0 LOB: 0 BB: 0 P: 3	R: 0 E: 0 K: 0 S: 4	H: 1 LOB: 1 BB: 0 P: 4	R: 3 E: 0 K: 0 S: 8	H: 5 LOB: 2 BB: 0 P: 8	R: 0 E: 0 K: 0 S: 4	H: 1 LOB: 1 BB: 0 P: 4	R: 3 E: 0 K: 0 S: 5	H: 3 LOB: 0 BB: 0 P: 5	1B: 13 2B: 2 3B: 0 HR: 1	SF: 1 SAC: 1 DP: 1 HBP: 0	WP: 0 PB: 0 SB: 3 CS: 0	PA: 43				
<b>PITCHER</b>	IP WLS BF H R ER SO BB IBB HBP BLK WP HR S P ERA WHIP	IP WLS BF H R ER SO BB IBB HBP BLK WP HR S P ERA WHIP	IP WLS BF H R ER SO BB IBB HBP BLK WP HR S P ERA WHIP	IP WLS BF H R ER SO BB IBB HBP BLK WP HR S P ERA WHIP	IP WLS BF H R ER SO BB IBB HBP BLK WP HR S P ERA WHIP	IP WLS BF H R ER SO BB IBB HBP BLK WP HR S P ERA WHIP	IP WLS BF H R ER SO BB IBB HBP BLK WP HR S P ERA WHIP	IP WLS BF H R ER SO BB IBB HBP BLK WP HR S P ERA WHIP	IP WLS BF H R ER SO BB IBB HBP BLK WP HR S P ERA WHIP	IP WLS BF H R ER SO BB IBB HBP BLK WP HR S P ERA WHIP	IP WLS BF H R ER SO BB IBB HBP BLK WP HR S P ERA WHIP	IP WLS BF H R ER SO BB IBB HBP BLK WP HR S P ERA WHIP	IP WLS BF H R ER SO BB IBB HBP BLK WP HR S P ERA WHIP	IP WLS BF H R ER SO BB IBB HBP BLK WP HR S P ERA WHIP	IP WLS BF H R ER SO BB IBB HBP BLK WP HR S P ERA WHIP	IP WLS BF H R ER SO BB IBB HBP BLK WP HR S P ERA WHIP	IP WLS BF H R ER SO BB IBB HBP BLK WP HR S P ERA WHIP	IP WLS BF H R ER SO BB IBB HBP BLK WP HR S P ERA WHIP	IP WLS BF H R ER SO BB IBB HBP BLK WP HR S P ERA WHIP	IP WLS BF H R ER SO BB IBB HBP BLK WP HR S P ERA WHIP	IP WLS BF H R ER SO BB IBB HBP BLK WP HR S P ERA WHIP	IP WLS BF H R ER SO BB IBB HBP BLK WP HR S P ERA WHIP	IP WLS BF H R ER SO BB IBB HBP BLK WP HR S P ERA WHIP	IP WLS BF H R ER SO BB IBB HBP BLK WP HR S P ERA WHIP
Dave Geisel, L ERA: 0.56	4.1	20	5	3	1	0	3	0	0	0	0	0	0	0	0	0								
Mike Griffin, R ERA: 4.34	0.2	2	0	0	0	0	0	0	0	0	0	2	2	0.00	0.000									
Randy Martz, R ERA: 3.78	1.1	9	5	3	3	0	0	0	0	0	0	9	9	20.25	3.750									
Dick Tidrow, R ERA: 5.2	2.1	L	12	5	3	3	0	0	0	0	1	12	12	11.57	2.143									

Chicago Cubs @ Philadelphia Phillies  
Veterans Stadium, Philadelphia, PA

AB 38  
R 9  
H 15  
RBI 8  
BB 3  
SO 0  
LOB 17



WP: 0 PA: 43  
PB: 0  
SB: 3  
CS: 0



Batter	1	2	3	4	5	6	7	8	9	AB	R	H	RBI	BB	SO	LOB	TOP										
<b>Bobby Bonds, R</b> OBP: 0.319, SLG: 0.385 (1, 9)										5	1	2	1	0	1	5	<b>Chicago Cubs @ Philadelphia Phillies</b> Veterans Stadium, Philadelphia, PA Sat Oct 03 1981, 7:05 PM EDT Att: 35,169 - Sunny - 49 F										
<b>Ivan De Jesus, R</b> OBP: 0.276, SLG: 0.228 (1, 6)										4	0	0	0	0	1	3											
<b>Bill Buckner, L</b> OBP: 0.352, SLG: 0.484 <b>Scott Thompson, L</b> OBP: 0.208, SLG: 0.209 (1, 3) (8, 3)										4	1	1	1	1	0	1											
<b>Jerry Morales, R</b> OBP: 0.345, SLG: 0.340 (1, 8)										4	0	2	1	1	0	2											
<b>Steve Henderson, R</b> OBP: 0.381, SLG: 0.403 (1, 7)										5	2	4	1	0	0	1											
<b>Jody Davis, R</b> OBP: 0.340, SLG: 0.369 (1, 2)										4	0	1	1	1	1	2											
<b>Tye Waller, R</b> OBP: 0.306, SLG: 0.463 (1, 5)										5	1	2	2	0	1	4											
<b>Scott Fletcher, R</b> OBP: 0.244, SLG: 0.302 (1, 4)										5	1	1	0	0	0	6											
<b>Jay Howell, R</b> <b>Steve Dillard, R</b> <b>Mike Griffin, L</b> <b>Bill Caudill, R</b> <b>Hector Cruz, R</b> <b>Randy Martz, L</b> (1, 1) (6, PH) (6, 1) (6, 1) (7, PH) (7, 1)										1	1	0	0	1	0	2											
<b>Inning Stats</b>	R: 0 E: 1 K: 0 S: 4	H: 1 LOB: 1 BB: 0 P: 4	R: 1 E: 2 K: 0 S: 6	H: 2 LOB: 2 BB: 0 P: 6	R: 0 E: 0 K: 1 S: 5	H: 1 LOB: 2 BB: 1 P: 9	R: 0 E: 0 K: 0 S: 3	H: 0 LOB: 0 BB: 0 P: 3	R: 3 E: 0 K: 0 S: 5	H: 2 LOB: 3 BB: 3 P: 18	R: 1 E: 0 K: 0 S: 4	H: 1 LOB: 1 BB: 1 P: 8	R: 3 E: 0 K: 1 S: 9	H: 4 LOB: 1 BB: 0 P: 9	R: 0 E: 0 K: 0 S: 3	H: 1 LOB: 0 BB: 0 P: 3		R: 0 E: 1 K: 2 S: 9	H: 1 LOB: 2 BB: 0 P: 9	1B: 11 2B: 1 3B: 1 HR: 0	SF: 1 SAC: 2 DP: 1 HBP: 1	WP: 1 PB: 0 SB: 1 CS: 0	PA: 46				
<b>PITCHER</b>	IP	WLS	BF	H	R	ER	SO	BB	IBB	HBP	BLK	WP	HR	S	P	ERA	WHIP										
<b>Dickie Noles, R</b> ERA: 4.17 <b>Sparky Lyle, L</b> ERA: 4.5 <b>Larry Christenson, R</b> ERA: 0.54 <b>Tug McGraw, L</b> ERA: 2.72	(1, 1) (6, 1) (8, 1) (9, 1)	5.0 2.0 1.0 1.0	26 L 12 3 5	6 5 1 1	4 4 0 0	3 4 0 0	3 1 0 2	3 1 0 0	1 0 0 0	1 0 0 0	0 0 0 0	1 0 0 0	0 0 3 9	23 13 3 9	40 17 3 9	5.40 18.00 0.00 0.00	1.800 3.000 1.000 1.000										

AB	37
R	8
H	13
RBI	8
BB	5
SO	4
LOB	26



Batter	1	2	3	4	5	6	7	8	9	AB	R	H	RBI	BB	SO	LOB	BOTTOM										
<b>Lonnie Smith, R</b> OBP: 0.396, SLG: 0.463 <b>Del Unser, L</b> OBP: 0.300, SLG: 0.211 (1, 9) (4, 9) (6, 7)										1	0	1	0	1	0	0	<b>Chicago Cubs @ Philadelphia Phillies</b> Veterans Stadium, Philadelphia, PA Sat Oct 03 1981, 7:05 PM EDT Att: 35,169 - Sunny - 49 F										
<b>Pete Rose, S</b> OBP: 0.393, SLG: 0.392 <b>Bob Dernier, R</b> OBP: 0.750, SLG: 0.750 (1, 3) (8, 8)										3	1	0	0	1	0	4											
<b>Gary Matthews, R</b> OBP: 0.398, SLG: 0.451 <b>Ryne Sandberg, R</b> OBP: 0.167, SLG: 0.167 (1, 7) (6, 4)										1	1	0	0	2	1	1											
<b>Mike Schmidt, R</b> OBP: 0.435, SLG: 0.644 <b>Sparky Lyle, L</b> OBP: 0.500, SLG: 0.400 <b>Len Matuszek, L</b> OBP: 0.400, SLG: 0.444 (1, 5) (6, 1) (7, PH) (8, 3)										2	1	1	3	0	1	2											
<b>Garry Maddox, R</b> OBP: 0.295, SLG: 0.337 <b>Larry Christenson, R</b> OBP: 0.152, SLG: 0.100 <b>Tug McGraw, R</b> (1, 8) (8, 1) (9, 1)										4	0	0	0	0	1	4											
<b>Manny Trillo, R</b> OBP: 0.340, SLG: 0.399 <b>Ramon Aviles, R</b> OBP: 0.267, SLG: 0.250 (1, 4) (5, 4) (6, 5)										2	1	1	1	0	0	0											
<b>Bob Boone, R</b> OBP: 0.279, SLG: 0.295 <b>Ozzie Virgil, R</b> (1, 2) (8, 2)										2	0	0	0	1	1	0											
<b>Luis Aguayo, R</b> OBP: 0.286, SLG: 0.301 (1, 6)										3	0	0	0	0	0	1											
<b>Dickie Noles, R</b> OBP: 0.105, SLG: 0.105 <b>George Vukovich, L</b> OBP: 0.400, SLG: 0.500 (1, 1) (6, 9)										2	0	0	0	0	0	1											
<b>Inning Stats</b>	R: 0 E: 1 K: 1 S: 5	H: 0 LOB: 2 BB: 2 P: 13	R: 1 E: 0 K: 1 S: 6	H: 1 LOB: 0 BB: 0 P: 6	R: 0 E: 0 K: 1 S: 5	H: 1 LOB: 1 BB: 1 P: 10	R: 0 E: 0 K: 0 S: 3	H: 0 LOB: 1 BB: 0 P: 4	R: 3 E: 0 K: 0 S: 4	H: 1 LOB: 2 BB: 2 P: 12	R: 0 E: 0 K: 0 S: 5	H: 1 LOB: 0 BB: 1 P: 8	R: 0 E: 0 K: 1 S: 9	H: 0 LOB: 0 BB: 0 P: 5	R: 0 E: 0 K: 0 S: 3	H: 0 LOB: 0 BB: 0 P: 3		R: 0 E: 0 K: 0 S: 4	H: 1 LOB: 1 BB: 0 P: 4	1B: 3 2B: 0 3B: 0 HR: 2	SF: 0 SAC: 0 DP: 0 HBP: 2	WP: 0 PB: 0 SB: 1 CS: 1	PA: 39				
<b>PITCHER</b>	IP	WLS	BF	H	R	ER	SO	BB	IBB	HBP	BLK	WP	HR	S	P	ERA	WHIP										
<b>Jay Howell, R</b> ERA: 4.84 <b>Mike Griffin, R</b> ERA: 4.31 <b>Bill Caudill, R</b> ERA: 5.83 <b>Randy Martz, R</b> ERA: 3.88	(1, 1) (6, 1) (6, 1) (7, 1)	5.0 0.1 0.2 3.0	24 3 2 10	3 1 0 1	4 0 0 0	4 0 0 0	3 0 0 1	2 0 0 0	2 0 0 0	2 0 0 0	0 0 0 0	0 0 0 0	0 0 2 12	23 6 2 12	45 6 2 12	7.20 0.00 0.00 0.00	1.600 6.000 0.000 0.333										

AB	31
R	4
H	5
RBI	4
BB	6
SO	4
LOB	16





Batter	1	2	3	4	5	6	7	8	9	AB	R	H	RBI	BB	SO	LOB	TOP						
<b>Bobby Bonds, R</b> OBP: 0.323, SLG: 0.380 (1, 9)										2	0	0	0	2	0	2	<b>Chicago Cubs @ Philadelphia Phillies</b> Veterans Stadium, Philadelphia, PA Sun Oct 04 1981, 3:33 AM EDT Att: 21,912 - Sunny - 28 F						
<b>Ivan De Jesus, R</b> OBP: 0.276, SLG: 0.233 (1, 6)										4	0	1	0	0	0	2							
<b>Bill Buckner, L</b> OBP: 0.349, SLG: 0.480 (1, 3)										4	0	0	0	0	0	3							
<b>Jerry Morales, R</b> OBP: 0.343, SLG: 0.339 (1, 8)										4	1	1	0	0	0	1							
<b>Steve Henderson, R</b> OBP: 0.382, SLG: 0.411 (1, 7)										4	0	2	1	0	0	1							
<b>Jody Davis, R</b> OBP: 0.333, SLG: 0.361 (1, 2)											4	0	0	0	0	2							
<b>Tye Waller, R</b> OBP: 0.303, SLG: 0.451 (1, 5)											4	0	1	0	0	1							
<b>Scott Fletcher, R</b> OBP: 0.250, SLG: 0.304 (1, 4)										3	0	1	0	0	0	1							
<b>Lee Smith, R</b> (7, PH) <b>Hector Cruz, R</b> OBP: 0.331, SLG: 0.468 <b>Dick Tidrow, R</b> (7, 1)										2	0	0	0	0	1	0							
										1	0	0	0	0	0	2							
										0	0	0	0	0	0	0							
<b>Inning Stats</b>	R: 0 E: 0 K: 0 S: 2	H: 0 LOB: 0 BB: 1 P: 6	R: 1 E: 0 K: 1 S: 7	H: 2 LOB: 1 BB: 0 P: 7	R: 0 E: 0 K: 0 S: 3	H: 0 LOB: 1 BB: 1 P: 7	R: 0 E: 0 K: 0 S: 4	H: 1 LOB: 1 BB: 0 P: 4	R: 0 E: 0 K: 1 S: 5	H: 0 LOB: 0 BB: 0 P: 5	R: 0 E: 0 K: 0 S: 4	H: 1 LOB: 1 BB: 0 P: 4	R: 0 E: 0 K: 0 S: 5	H: 2 LOB: 2 BB: 0 P: 5	R: 0 E: 0 K: 0 S: 3	H: 0 LOB: 0 BB: 0 P: 3	R: 0 E: 0 K: 0 S: 3	H: 0 LOB: 0 BB: 0 P: 3	1B: 3 2B: 2 3B: 1 HR: 0	SF: 0 SAC: 0 DP: 0 HBP: 0	WP: 0 PA: 34 PB: 0 SB: 0 CS: 1		
<b>PITCHER</b>	IP	WLS	BF	H	R	ER	SO	BB	IBB	HBP	BLK	WP	HR	S	P	ERA	WHIP					ERA	WHIP
<b>Mark Davis, L</b> ERA: 7.74	3.0		12	2	1	1	1	2	0	0	0	0	0	12	20	3.00	1.333					0.00	0.000
<b>Dick Ruthven, R</b> ERA: 5.15	2.0	W	7	1	0	0	1	0	0	0	0	0	0	9	9	0.00	0.500						
<b>Mike Proly, R</b> ERA: 3.86	1.0		4	1	0	0	0	0	0	0	0	0	0	4	4	0.00	1.000						
<b>Sparky Lyle, L</b> ERA: 4.44	1.0		5	2	0	0	0	0	0	0	0	0	0	5	5	0.00	2.000						
<b>Ron Reed, R</b> ERA: 3.09	1.0		3	0	0	0	0	0	0	0	0	0	0	3	3	0.00	0.000						

AB	32
R	1
H	6
RBI	1
BB	2
SO	2
LOB	16



Batter	1	2	3	4	5	6	7	8	9	AB	R	H	RBI	BB	SO	LOB	BOTTOM						
<b>Lonnie Smith, R</b> OBP: 0.402, SLG: 0.472 <b>George Vukovich, L</b> OBP: 0.407, SLG: 0.500 (4, 8)										1	1	1	0	1	0	0	<b>Chicago Cubs @ Philadelphia Phillies</b> Veterans Stadium, Philadelphia, PA Sun Oct 04 1981, 3:33 AM EDT Att: 21,912 - Sunny - 28 F						
<b>Pete Rose, S</b> OBP: 0.391, SLG: 0.390 <b>Dick Ruthven, R</b> OBP: 0.173, SLG: 0.200 <b>Ramon Aviles, R</b> OBP: 0.290, SLG: 0.250 (6, 6)										2	0	0	1	0	1	2							
<b>Greg Gross, L</b> OBP: 0.319, SLG: 0.304 (1, 7)										3	0	1	0	1	1	2							
<b>Bake McBride, L</b> OBP: 0.303, SLG: 0.385 <b>Sparky Lyle, L</b> OBP: 0.500, SLG: 0.400 <b>Luis Aguayo, R</b> OBP: 0.283, SLG: 0.298 (8, 6)										3	0	0	0	0	1	1							
<b>Len Matuszek, L</b> OBP: 0.429, SLG: 0.364 (1, 5)										2	0	0	0	2	0	0							
<b>Larry Bowa, S</b> OBP: 0.331, SLG: 0.339 <b>Mike Proly, R</b> (6, 1)										2	0	1	0	0	0	1							
<b>Dick Davis, R</b> OBP: 0.387, SLG: 0.479 (6, PH) (7, 9)										2	0	0	0	0	1	3							
<b>Manny Trillo, R</b> OBP: 0.338, SLG: 0.395 <b>Ron Reed, R</b> OBP: 0.500, SLG: 0.667 <b>Tug McGraw, R</b> (9, 1)										3	0	0	0	0	1	3							
<b>Don McCormack, R</b> OBP: 0.250, SLG: 0.250 (1, 2)										3	0	0	0	0	1	3							
<b>Mark Davis, L</b> OBP: 0.231, SLG: 0.091 <b>Del Unser, L</b> OBP: 0.301, SLG: 0.203 (4, 3)										0	0	0	0	0	0	0							
										2	1	0	0	1	1	0							
<b>Inning Stats</b>	R: 0 E: 0 K: 2 S: 7	H: 1 LOB: 1 BB: 1 P: 11	R: 0 E: 1 K: 1 S: 5	H: 0 LOB: 1 BB: 1 P: 9	R: 2 E: 0 K: 1 S: 6	H: 1 LOB: 0 BB: 1 P: 10	R: 0 E: 0 K: 1 S: 6	H: 1 LOB: 1 BB: 0 P: 6	R: 0 E: 0 K: 1 S: 5	H: 0 LOB: 0 BB: 0 P: 5	R: 0 E: 1 K: 0 S: 3	H: 0 LOB: 3 BB: 2 P: 12	R: 0 E: 0 K: 0 S: 4	H: 1 LOB: 3 BB: 0 P: 12	1B: 3 2B: 2 3B: 0 HR: 0	SF: 0 SAC: 1 DP: 2 HBP: 0	WP: 1 PA: 33 PB: 0 SB: 0 CS: 3						
<b>PITCHER</b>	IP	WLS	BF	H	R	ER	SO	BB	IBB	HBP	BLK	WP	HR	S	P	ERA	WHIP					ERA	WHIP
<b>Lee Smith, R</b> ERA: 3.51	3.1	L	24	3	2	2	7	4	0	0	0	0	0	7	15	0.00	0.500						
<b>Dick Tidrow, R</b> ERA: 5.06	2.0		9	1	0	0	0	0	2	0	0	0	0	7	15	0.00	0.500						

AB	26
R	2
H	4
RBI	1
BB	6
SO	7
LOB	17







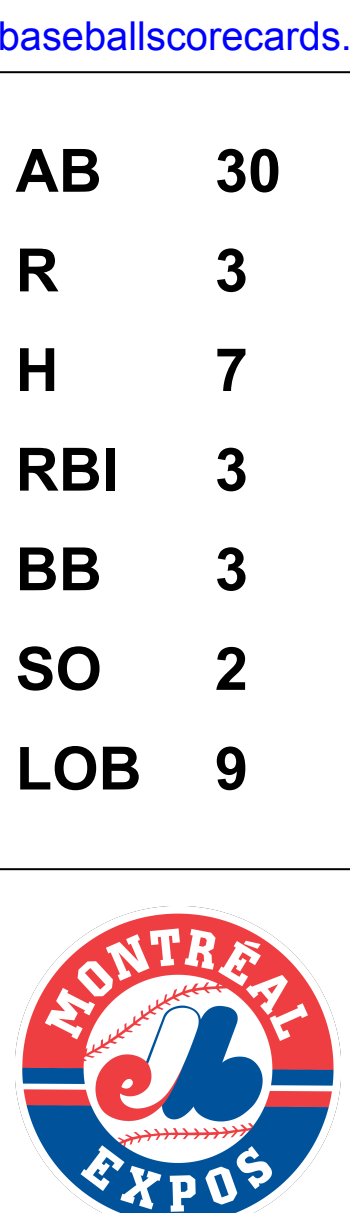


Batter	1	2	3	4	5	6	7	8	9	AB	R	H	RBI	BB	SO	LOB	TOP							
Lonnie Smith, R OBP: 0.500, SLG: 0.625 (1, 8)	0-3 K		0-0 F8			0-0 FC4-6 1B		0-0 1B 2B		4	1	2	0	0	1	0	<b>Philadelphia Phillies @ Montreal Expos</b> Olympic Stadium, Montreal, QB Thu Oct 08 1981, 7:05 PM EDT Att: 45,896 - Unknown							
Pete Rose, S OBP: 0.375, SLG: 0.500 (1, 3)	0-0 6-3		0-0 4-3			0-0 F7		0-0 2B 1B		4	0	1	1	0	0	1								
Bake McBride, L OBP: 0.250, SLG: 0.375 (1, 9)	0-0 FC6-4 1B					0-0 FC4-6 1-2		0-0 1-3 2B		4	0	2	0	0	0	1								
Mike Schmidt, R (1, 5)	0-0 FC6-4 1-2					0-0 F8		0-0 5-3		3	0	0	0	1	0	2								
Gary Matthews, R OBP: 0.250, SLG: 0.500 Tug McGraw, R (8, 1)			0-0 F9			0-0 1B		0-3 K		4	0	1	0	0	1	3								
Keith Moreland, R OBP: 0.500, SLG: 0.857 (1, 2)			4-0 BB			0-0 F5		0-0 5-3		3	0	0	0	1	1	1								
Larry Bowa, S (1, 6)			0-0 F9			0-0 P6		0-0 6-3		4	0	0	0	0	0	1								
Manny Trillo, R (1, 4)			0-0 F9			0-0 1-4		0-0 F8		4	0	0	0	0	0	1								
Dick Ruthven, R Greg Gross, L Warren Brusstar, R Sparky Lyle, L George Vukovich, L OBP: 0.500, SLG: 0.500 (5, Ph) (7, 1) (8, Ph) (8, 7)			0-0 1-3			0-0 4-3		0-3 K		1	0	0	0	0	0	0								
<b>Inning Stats</b>	R: 0 E: 0 K: 1 S: 6	H: 1 LOB: 1 BB: 0 P: 6	R: 0 E: 0 K: 0 S: 3	H: 0 LOB: 1 BB: 1 P: 7	R: 0 E: 0 K: 0 S: 3	H: 0 LOB: 0 BB: 0 P: 3	R: 0 E: 0 K: 0 S: 4	H: 1 LOB: 1 BB: 0 P: 4	R: 0 E: 0 K: 0 S: 3	H: 0 LOB: 0 BB: 0 P: 3	R: 0 E: 0 K: 1 S: 5	H: 0 LOB: 0 BB: 0 P: 5	R: 1 E: 0 K: 1 S: 8	H: 3 LOB: 3 BB: 1 P: 12	R: 0 E: 0 K: 1 S: 5	H: 0 LOB: 0 BB: 0 P: 5		1B: 4 2B: 2 3B: 0 HR: 0	SF: 0 SAC: 0 DP: 0 HBP: 0	WP: 0 PB: 0 SB: 0 CS: 0	PA: 35			
<b>PITCHER</b>	IP WLS BF H R ER SO BB IBB HBP BLK WP HR S P ERA WHIP	7.2 W 30 6 1 1 3 1 0 0 0 0 0 35 39 1.17 0.913	1.1 S 5 0 0 0 1 0 1 0 0 0 0 6 10 0.00 0.000																					

AB	33
R	1
H	6
RBI	1
BB	2
SO	4
LOB	10



Batter	1	2	3	4	5	6	7	8	9	AB	R	H	RBI	BB	SO	LOB	BOTTOM						
Warren Cromartie, L OBP: 0.444, SLG: 0.667 (1, 3)	0-0 1-3		0-0 4-3 HR			0-3 K		0-0 CS 1B		4	1	2	0	0	1	0	<b>Philadelphia Phillies @ Montreal Expos</b> Olympic Stadium, Montreal, QB Thu Oct 08 1981, 7:05 PM EDT Att: 45,896 - Unknown						
Jerry White, S OBP: 0.250, SLG: 0.143 (1, 9)	0-0 P4		0-0 4-3			0-0 E6 1B		4-0 1-2 BB		3	0	0	0	1	0	1							
Andre Dawson, R OBP: 0.375, SLG: 0.625 (1, 8)	0-0 4-3		0-0 F5			0-0 1B		0-0 4-3		4	0	1	0	0	0	2							
Gary Carter, R OBP: 0.375, SLG: 0.857 (1, 2)			0-0 6-3			0-0 HR		0-0 5-3		4	1	1	2	0	0	0							
Larry Parrish, R (1, 5)			0-0 E5 1B			0-0 6-3		0-0 F2		4	1	0	0	0	0	0							
Terry Francona, L OBP: 0.800, SLG: 0.667 (1, 7)			4-0 1B			0-0 3-1		0-0 S 1B		3	0	2	0	1	0	0							
Chris Speier, R OBP: 0.857, SLG: 1.000 (1, 6)			0-0 1-3 2-H 1B			0-0 5-3		4-0 1-2 IBB		2	0	1	1	1	0	0							
Jerry Manuel, S (1, 4)			0-0 P4			0-0 5-3		0-0 5-3		3	0	0	0	0	0	4							
Bill Gullickson, R Jeff Reardon, R (8, 1)			0-0 P6			0-3 K		0-0 6-3		3	0	0	0	0	1	2							
<b>Inning Stats</b>	R: 0 E: 0 K: 0 S: 3	H: 0 LOB: 0 BB: 0 P: 3	R: 1 E: 1 K: 0 S: 5	H: 1 LOB: 2 BB: 1 P: 9	R: 2 E: 0 K: 0 S: 5	H: 2 LOB: 0 BB: 0 P: 5	R: 0 E: 0 K: 0 S: 3	H: 0 LOB: 0 BB: 0 P: 3	R: 0 E: 1 K: 2 S: 8	H: 1 LOB: 2 BB: 0 P: 8	R: 0 E: 0 K: 0 S: 4	H: 1 LOB: 1 BB: 1 P: 8	R: 0 E: 0 K: 0 S: 3	H: 1 LOB: 1 BB: 1 P: 7	R: 0 E: 0 K: 0 S: 3	H: 1 LOB: 0 BB: 0 P: 3		1B: 5 2B: 1 3B: 0 HR: 1	SF: 0 SAC: 0 DP: 0 HBP: 0	WP: 0 PB: 0 SB: 2 CS: 2	PA: 34		
<b>PITCHER</b>	IP WLS BF H R ER SO BB IBB HBP BLK WP HR S P ERA WHIP	4.0 L 17 3 3 2 0 2 0 1 0 0 0 12 16 0.00 1.000	2.0 9 2 0 0 2 0 1 0 0 0 0 0 3 7 0.00 2.000	1.0 4 1 0 0 0 1 0 0 0 0 0 0 3 3 0.00 1.000																			





Batter	1	2	3	4	5	6	7	8	9	AB	R	H	RBI	BB	SO	LOB	TOP					
Warren Cromartie, L OBP: 0.385, SLG: 0.538 (1, 3)										4	0	1	0	0	1	2	<b>Montreal Expos @ Philadelphia Phillies</b> Veterans Stadium, Philadelphia, PA Fri Oct 09 1981, 3:33 AM EDT Att: 36,835 - Unknown					
Jerry White, S OBP: 0.250, SLG: 0.273 (1, 9)										4	1	1	0	0	1	1						
Andre Dawson, R OBP: 0.417, SLG: 0.545 (1, 8)										3	0	1	0	1	1	1						
Gary Carter, R OBP: 0.417, SLG: 0.900 (1, 2)										3	1	2	1	0	0	0						
Larry Parrish, R (1, 5)										4	0	0	0	0	0	4						
Terry Francona, L OBP: 0.556, SLG: 0.429 (1, 7)										4	0	1	0	0	1	2						
Chris Speier, R OBP: 0.727, SLG: 0.714 (1, 6)										4	0	2	1	0	1	0						
Jerry Manuel, S (1, 4)										3	0	0	0	0	1	3						
Wallace Johnson, S (9, PH)										1	0	0	0	0	0	0						
Ray Burris, R (1, 1)										2	0	0	0	0	2	0						
Bill Lee, L (6, 1)										0	0	0	0	0	0	0						
Tim Wallach, R OBP: 0.750, SLG: 1.000 (7, PH)										0	0	0	0	1	0	0						
Elias Sosa, R (7, 1)										0	0	0	0	0	0	0						
John Milner, L (9, PH)										1	0	0	0	0	0	0						
<b>Inning Stats</b>	R: 0 E: 0 K: 2 S: 7	H: 0 LOB: 0 BB: 0 P: 7	R: 1 E: 0 K: 1 S: 7	H: 2 LOB: 1 BB: 0 P: 7	R: 0 E: 0 K: 2 S: 8	H: 1 LOB: 1 BB: 0 P: 8	R: 0 E: 0 K: 1 S: 5	H: 0 LOB: 0 BB: 0 P: 5	R: 0 E: 0 K: 2 S: 7	H: 0 LOB: 0 BB: 0 P: 7	R: 0 E: 0 K: 0 S: 4	H: 1 LOB: 2 BB: 1 P: 8	R: 0 E: 0 K: 0 S: 4	H: 2 LOB: 2 BB: 1 P: 8	R: 1 E: 0 K: 0 S: 5	H: 2 LOB: 1 BB: 0 P: 5	R: 0 E: 0 K: 0 S: 3	H: 0 LOB: 0 BB: 0 P: 3	1B: 6 2B: 2 3B: 0 HR: 0	SF: 1 SAC: 0 DP: 1 HBP: 0	WP: 0 PB: 0 SB: 0 CS: 0	PA: 36
<b>PITCHER</b>	IP WLS BF H R ER SO BB IBB HBP BLK WP HR S P ERA WHIP																					
Larry Christenson, R ERA: 1.5 (1, 1)	6.0 W 23 4 1 1 8 1 0 0 0 0 0 0 38 42 1.50 0.833																					
Sparky Lyle, L ERA: 1.5 (7, 1)	1.0 5 2 0 0 0 1 0 0 0 0 0 0 4 8 0.00 3.000																					
Ron Reed, R ERA: 2.25 (8, 1)	2.0 8 2 1 1 0 0 0 0 0 0 0 0 0 8 8 4.50 1.000																					

AB	33
R	2
H	8
RBI	2
BB	2
SO	8
LOB	13



Batter	1	2	3	4	5	6	7	8	9	AB	R	H	RBI	BB	SO	LOB	BOTTOM			
Lonnie Smith, R OBP: 0.333, SLG: 0.417 (1, 8)										4	0	0	0	0	0	4	<b>Montreal Expos @ Philadelphia Phillies</b> Veterans Stadium, Philadelphia, PA Fri Oct 09 1981, 3:33 AM EDT Att: 36,835 - Unknown			
Bob Boone, R (7, 2)										1	0	0	0	0	0	1				
Pete Rose, S OBP: 0.385, SLG: 0.417 (1, 3)										4	0	1	1	1	0	1				
Bake McBride, L OBP: 0.167, SLG: 0.250 (1, 9)										4	0	0	0	0	3	3				
Sparky Lyle, L (7, 1)										0	0	0	0	0	0	0				
Greg Gross, L (8, 7)										1	0	0	0	0	0	2				
Mike Schmidt, R OBP: 0.417, SLG: 0.333 (1, 5)										3	1	2	0	1	0	1				
Gary Matthews, R OBP: 0.417, SLG: 0.583 (1, 7)										4	2	3	0	0	1	1				
Ron Reed, R (8, 1)										0	0	0	0	0	0	0				
Keith Moreland, R OBP: 0.545, SLG: 0.800 (1, 2)										3	1	2	0	0	0	2				
Luis Aguayo, R (6, FR)										0	1	0	0	0	0	0				
Garry Maddox, R (7, 8)										1	0	0	0	0	0	1				
Larry Bowa, S OBP: 0.200, SLG: 0.300 (1, 6)										3	0	2	1	0	0	2				
Manny Trillo, R OBP: 0.333, SLG: 0.111 (1, 4)										2	1	1	1	2	0	1				
Larry Christenson, R (1, 1)										2	0	0	0	0	1	3				
George Vukovich, L OBP: 0.750, SLG: 0.750 (6, PH)										2	0	2	1	0	0	0				
<b>Inning Stats</b>	R: 0 E: 0 K: 0 S: 3	H: 0 LOB: 1 BB: 1 P: 7	R: 2 E: 1 K: 1 S: 8	H: 3 LOB: 0 BB: 0 P: 8	R: 0 E: 0 K: 1 S: 6	H: 1 LOB: 1 BB: 1 P: 10	R: 0 E: 0 K: 0 S: 3	H: 1 LOB: 1 BB: 1 P: 7	R: 0 E: 0 K: 2 S: 8	H: 1 LOB: 1 BB: 0 P: 8	R: 2 E: 0 K: 0 S: 8	H: 3 LOB: 2 BB: 1 P: 12	R: 2 E: 1 K: 0 S: 5	H: 3 LOB: 0 BB: 0 P: 5	R: 0 E: 1 K: 0 S: 4	H: 1 LOB: 2 BB: 0 P: 4	1B: 11 2B: 3 3B: 0 HR: 0	SF: 0 SAC: 1 DP: 2 HBP: 0	WP: 0 PB: 0 SB: 0 CS: 2	PA: 39
<b>PITCHER</b>	IP WLS BF H R ER SO BB IBB HBP BLK WP HR S P ERA WHIP																			
Ray Burris, R ERA: 5.06 (1, 1)	5.1 L 26 7 4 3 4 3 1 0 0 0 0 0 0 6 6 5.06 1.875																			
Bill Lee, L ERA: 4.5 (6, 1)	0.2 4 2 0 0 0 1 0 0 0 0 0 0 0 6 6 0.00 3.000																			
Elias Sosa, R ERA: 4.5 (7, 1)	2.0 9 4 2 1 0 0 0 0 0 0 0 0 0 9 9 4.50 2.000																			





Batter	1	2	3	4	5	6	7	8	9	10	AB	R	H	RBI	BB	SO	LOB	TOP								
Warren Cromartie, L OBP: 0.278, SLG: 0.389	1-3		K		L4	K			P6		5	0	0	0	0	2	6	<b>Montreal Expos @ Philadelphia Phillies</b> Veterans Stadium, Philadelphia, PA Sat Oct 10 1981, 3:33 AM EDT Att: 38,818 - Unknown								
Jerry White, S OBP: 0.235, SLG: 0.214	F9		F7		SF9		2B		P4		3	1	0	1	1	0	1									
Andre Dawson, R OBP: 0.353, SLG: 0.438	1B			K	F9		L9		F9		5	0	1	0	0	1	3									
Gary Carter, R OBP: 0.471, SLG: 1.067	K			HR		P4					5	1	3	2	0	1	1									
Larry Parrish, R OBP: 0.118, SLG: 0.063		K		6-3		1B			1B		5	1	1	0	0	1	2									
Terry Francona, L OBP: 0.265, SLG: 0.273	4-3			F7		K			4-3		4	0	0	0	0	1	2									
Jeff Reardon, R OBP: 0.273, SLG: 0.273											1	0	0	0	0	1	0									
Chris Speier, R OBP: 0.667, SLG: 0.727	F3										4	2	2	0	0	1	0									
Jerry Manuel, S OBP: 0.167, SLG: 0.091											1	0	1	0	1	0	0									
John Milner, L OBP: 0.500, SLG: 0.500											1	0	1	1	0	0	0									
Mike Phillips, L OBP: 0.500, SLG: 0.500											1	0	0	0	0	0	0									
Scott Sanderson, R OBP: 0.000, SLG: 0.000											1	0	0	0	0	0	1									
Stan Bahnsen, R OBP: 0.000, SLG: 0.000											0	0	0	0	0	0	0									
Brad Mills, L OBP: 0.000, SLG: 0.000											0	0	0	0	0	1	0									
Elias Sosa, R OBP: 0.000, SLG: 0.000											0	0	0	0	0	0	0									
Wallace Johnson, S OBP: 0.000, SLG: 0.000											0	0	0	0	0	0	0									
Woodie Fryman, R OBP: 0.000, SLG: 0.000											0	0	0	0	0	0	0									
Tim Wallach, R OBP: 0.000, SLG: 0.000											1	0	0	0	0	0	0									
<b>Inning Stats</b>	R: 0 E: 0 K: 1 S: 6	H: 1 LOB: 1 BB: 0 P: 6	R: 0 E: 0 K: 1 S: 5	H: 0 LOB: 0 BB: 0 P: 5	R: 0 E: 0 K: 2 S: 8	H: 1 LOB: 1 BB: 0 P: 8	R: 1 E: 0 K: 1 S: 6	H: 1 LOB: 0 BB: 0 P: 6	R: 1 E: 0 K: 2 S: 4	H: 1 LOB: 2 BB: 0 P: 12	R: 2 E: 0 K: 0 S: 11	H: 4 LOB: 2 BB: 0 P: 11	R: 1 E: 0 K: 0 S: 4	H: 1 LOB: 1 BB: 1 P: 8	R: 0 E: 0 K: 1 S: 5	H: 0 LOB: 0 BB: 0 P: 5	R: 0 E: 0 K: 0 S: 3	H: 0 LOB: 0 BB: 0 P: 3	R: 0 E: 0 K: 1 S: 5	H: 1 LOB: 0 BB: 0 P: 5	1B: 7 2B: 2 3B: 0 HR: 1	SF: 1 SAC: 0 DP: 1 HBP: 0	WP: 0 PB: 0 SB: 1 CS: 0	PA: 42		
<b>PITCHER</b>	IP WLS BF H R ER SO ERA WHIP	IP WLS BF H R ER SO ERA WHIP	IP WLS BF H R ER SO ERA WHIP	IP WLS BF H R ER SO ERA WHIP	IP WLS BF H R ER SO ERA WHIP	IP WLS BF H R ER SO ERA WHIP	IP WLS BF H R ER SO ERA WHIP	IP WLS BF H R ER SO ERA WHIP	IP WLS BF H R ER SO ERA WHIP	IP WLS BF H R ER SO ERA WHIP	IP WLS BF H R ER SO ERA WHIP	IP WLS BF H R ER SO ERA WHIP	IP WLS BF H R ER SO ERA WHIP	IP WLS BF H R ER SO ERA WHIP	IP WLS BF H R ER SO ERA WHIP	IP WLS BF H R ER SO ERA WHIP	IP WLS BF H R ER SO ERA WHIP	IP WLS BF H R ER SO ERA WHIP	IP WLS BF H R ER SO ERA WHIP	IP WLS BF H R ER SO ERA WHIP	IP WLS BF H R ER SO ERA WHIP	IP WLS BF H R ER SO ERA WHIP	IP WLS BF H R ER SO ERA WHIP	IP WLS BF H R ER SO ERA WHIP	IP WLS BF H R ER SO ERA WHIP	IP WLS BF H R ER SO ERA WHIP
Dickie Noles, R ERA: 4.5	4.0	18	4	2	2	5	2	0	0	0	0	0	0	0	0	0	0	0	0	0	10	10	10.80	1.500		
Warren Brusstar, R ERA: 4.91	1.2	8	3	2	2	1	0	0	0	0	0	0	0	0	0	0	0	0	0	0	4	4	0.00	3.000		
Sparky Lytle, L ERA: 4.91	0.1	2	1	0	0	1	0	0	0	0	0	0	0	0	0	0	0	0	0	0	4	4	0.00	3.000		
Ron Reed, R ERA: 3.6	1.0	5	1	1	1	0	1	0	0	0	0	0	0	0	0	0	0	0	0	0	4	8	9.00	2.000		
Tug McGraw, L ERA: 3.6	3.0	9	1	0	0	2	0	0	0	0	0	0	0	0	0	0	0	0	0	0	13	13	0.00	0.333		

AB	38
R	5
H	10
RBI	5
BB	3
SO	9
LOB	16

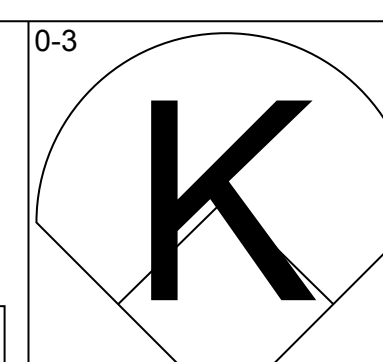
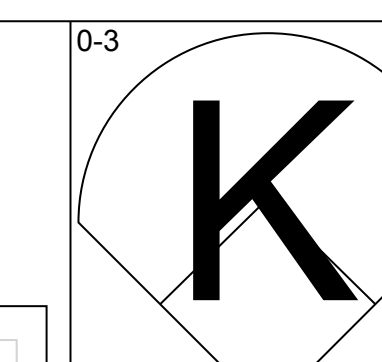
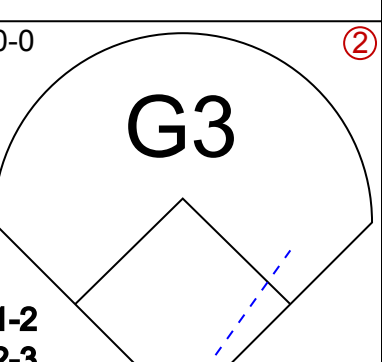
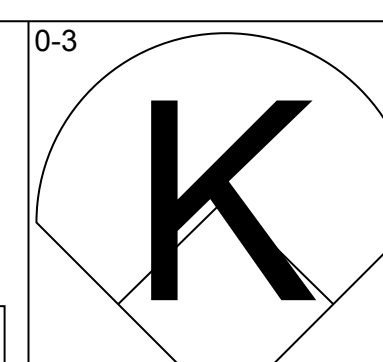
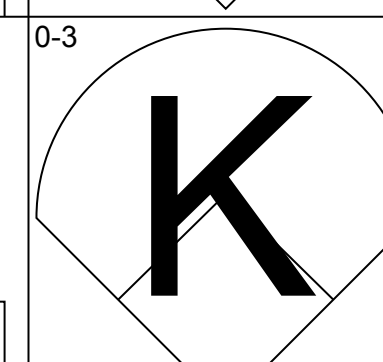
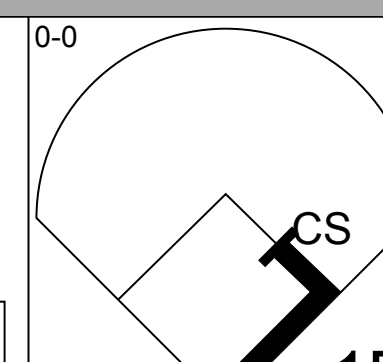
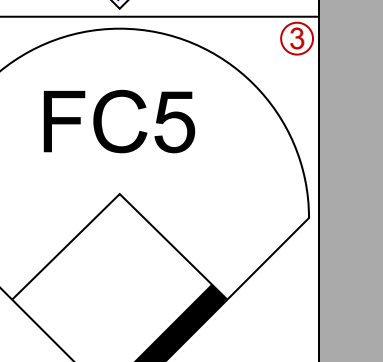
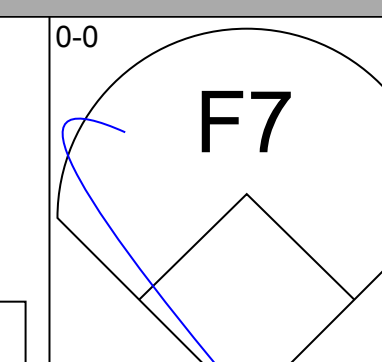
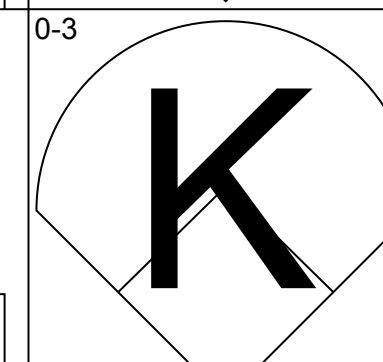
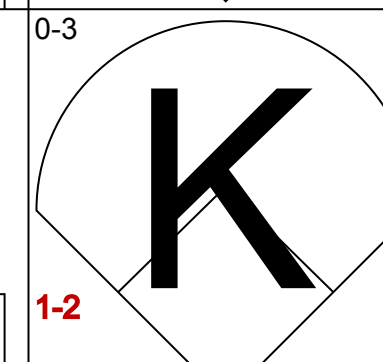
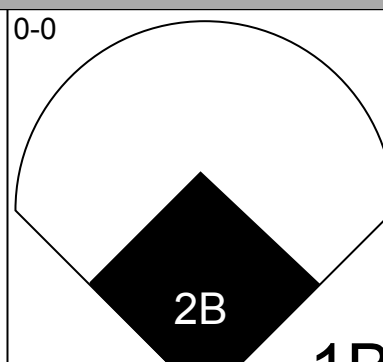
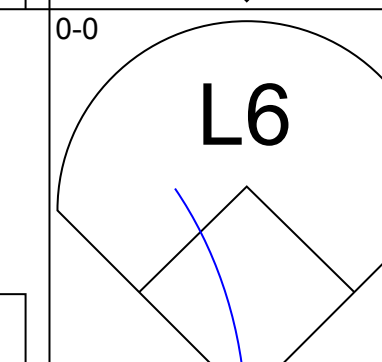
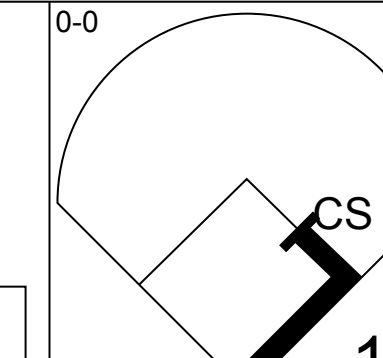
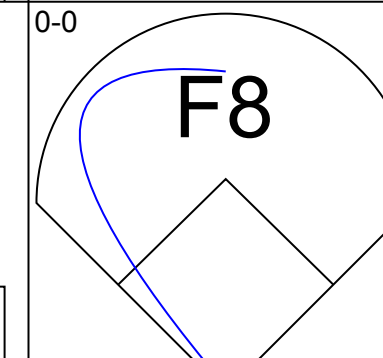
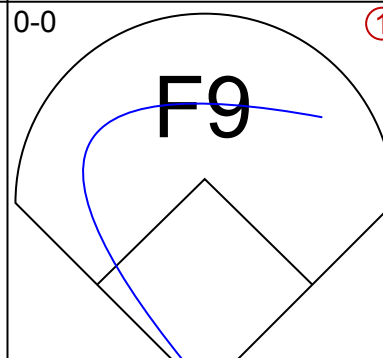
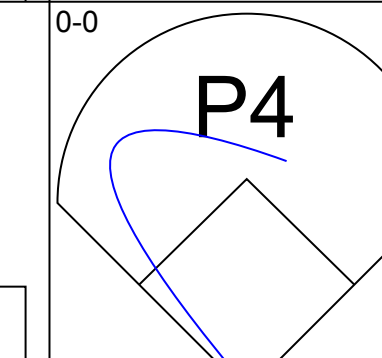
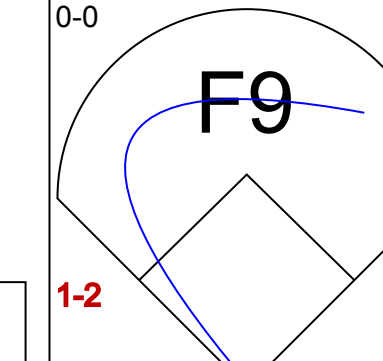
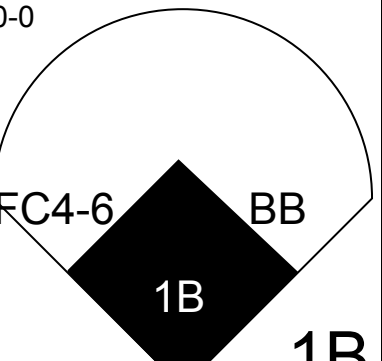
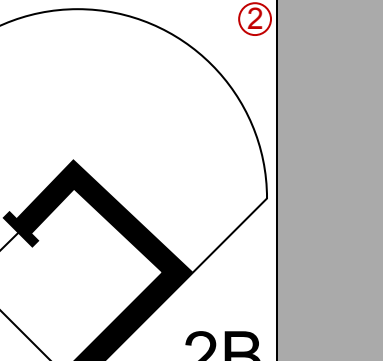
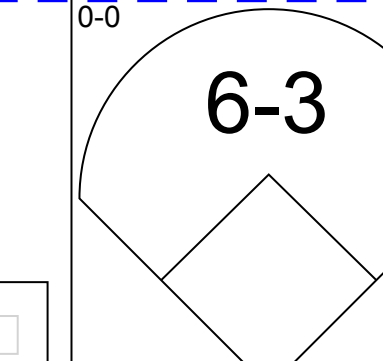
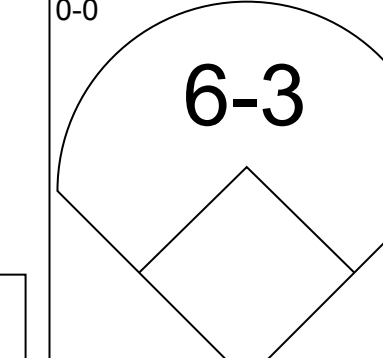
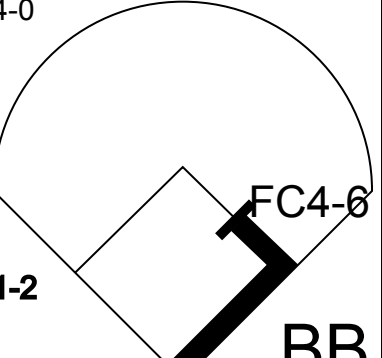
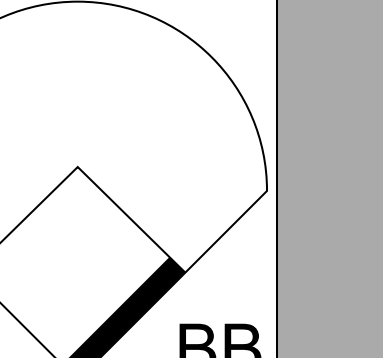

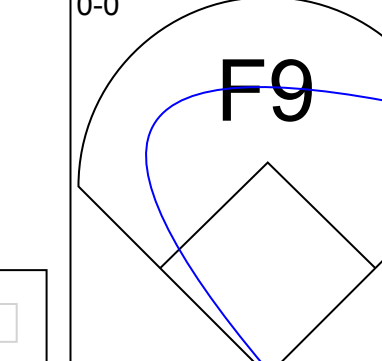
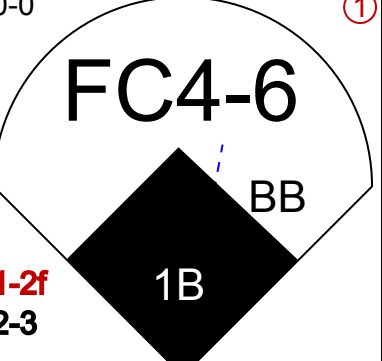
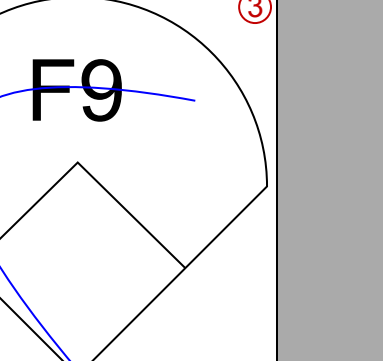

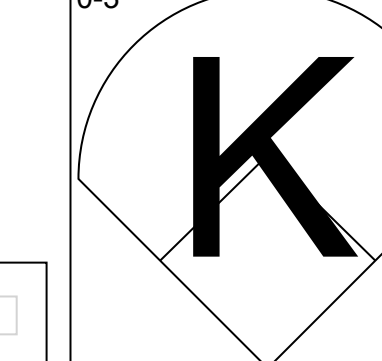
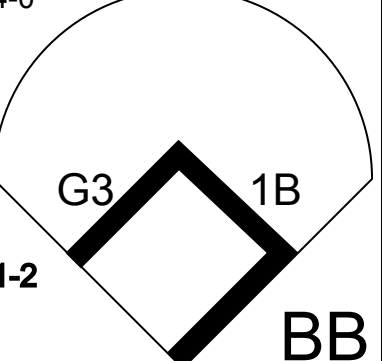
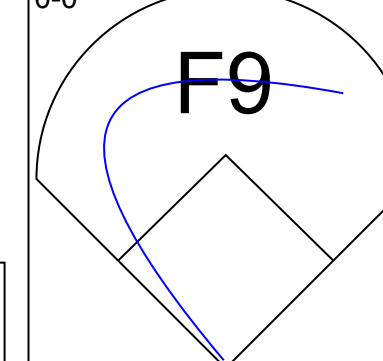
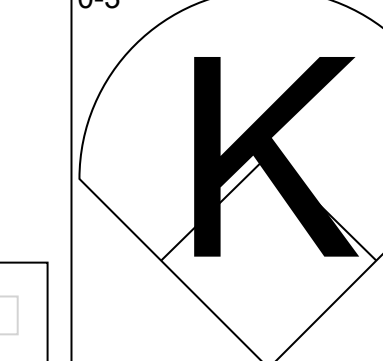

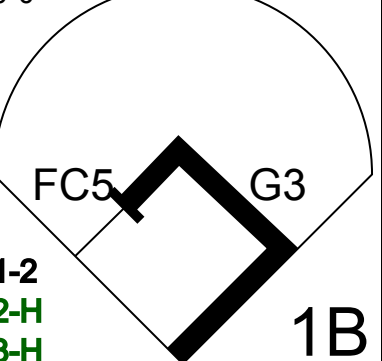
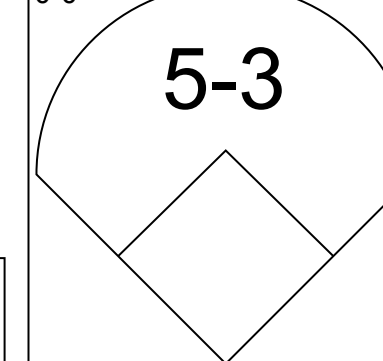


Batter	1	2	3	4	5	6	7	8	9	10	AB	R	H	RBI	BB	SO	LOB	BOTTOM					
Lonnie Smith, R OBP: 0.267, SLG: 0.333	K			K					F8		3	0	0	0	0	2	2	<b>Montreal Expos @ Philadelphia Phillies</b> Veterans Stadium, Philadelphia, PA Sat Oct 10 1981, 3:33 AM EDT Att: 38,818 - Unknown					
Garry Maddox, R OBP: 0.333, SLG: 0.667		L8									2	0	1	0	0	0	0						
Pete Rose, S OBP: 0.333, SLG: 0.333	F9		6-4-3	1B		L7		4-3			5	1	1	0	0	0	1						
Bake McBride, L OBP: 0.200, SLG: 0.267											3	1	1	0	0	1	1						
Ron Reed, R OBP: 0.200, SLG: 0.267											0	0	0	0	0	0	0						
Ramon Aviles, R OBP: 0.200, SLG: 0.267											0	0	0	0	1	0	0						
Tug McGraw, R OBP: 0.200, SLG: 0.267											0	0	0	0	0	0	0						
George Vukovich, L OBP: 0.800, SLG: 1.400											1	1	1	1	0	0	0						
Mike Schmidt, R OBP: 0.438, SLG: 0.583											3	2	1	2	1	1	2						
Gary Matthews, R OBP: 0.438, SLG: 0.750											4	1	2	1	0	0	4						
Keith Moreland, R OBP: 0.500, SLG: 0.692											3	0	1	2	0	0	1						
Bob Boone, R OBP: 0.500, SLG: 0.692											1	0	0	0	0	0	0						
Larry Bowa, S OBP: 0.214, SLG: 0.286		L4		CS		1-3			P6		4	0	1	0	0	0	0						
Manny Trillo, R OBP: 0.313, SLG: 0.083											3	0	0	0	1	0	1						
Dickie Noles, R ERA: 6.75	2.2	14	4	4	2	2	2	0	0	0	0	0	0	0	0	0	0	0	0	6	7.75	2.250	
Stan Bahnsen, R ERA: 6.75	1.1	5	1	0	0	1	1	0	0	0	0	0	0	0	0	0	0	0	0	6	10	0.00	1.500
Elias Sosa, R ERA: 3.0	1.0	3	0	0	0	1	0	0	0	0	0	0	0	0	0	0	0	0	0	5	5	0.00	0.000
Woodie Fryman, L ERA: 6.75	1.1	8	3	1	1	0	1	0	0	0	0	0	1	7	11	6.75	3.000						
Jeff Reardon, R ERA: 2.09	2.2	9	1	1	1	1	0	0	0	0	0	0	1	11	11	3.38	0.375						

AB	34
R	6
H	9
RBI	6
BB	4
SO	5
LOB	13



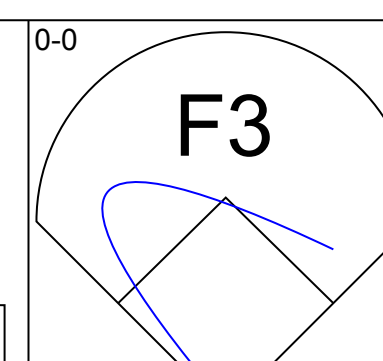
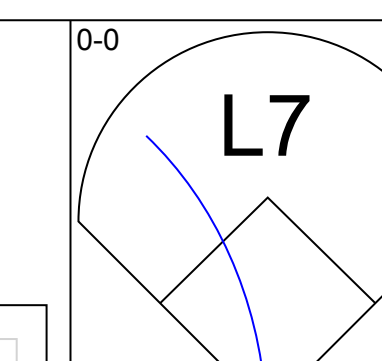
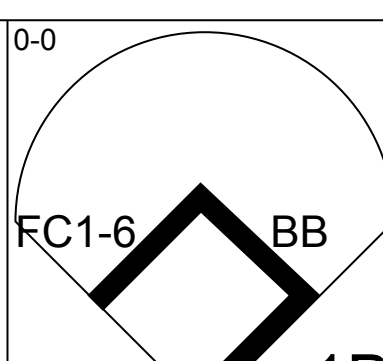
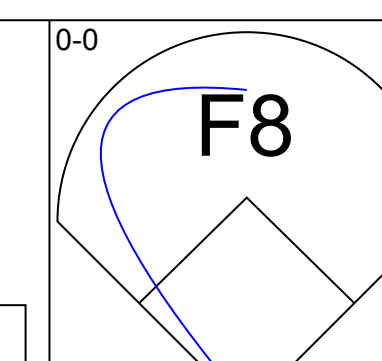
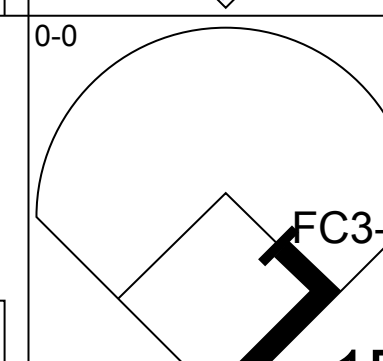
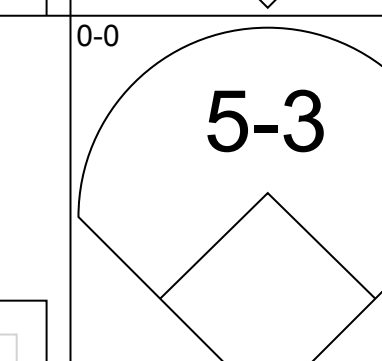
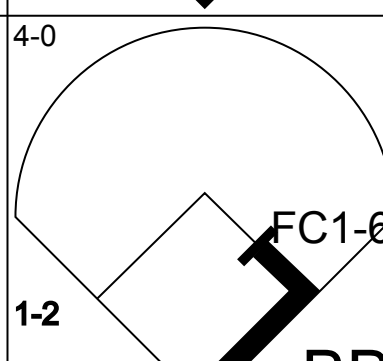
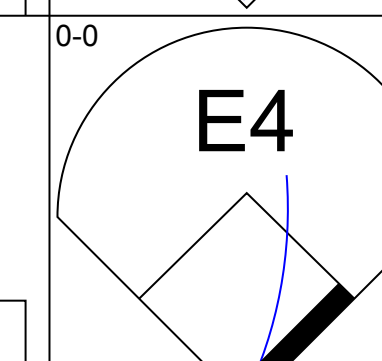
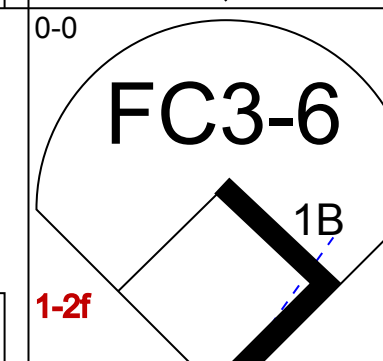
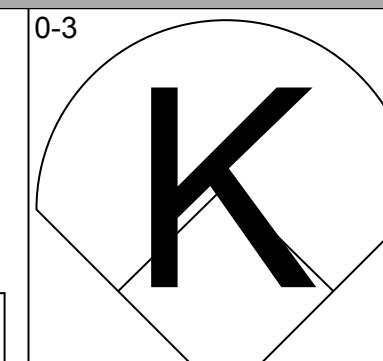
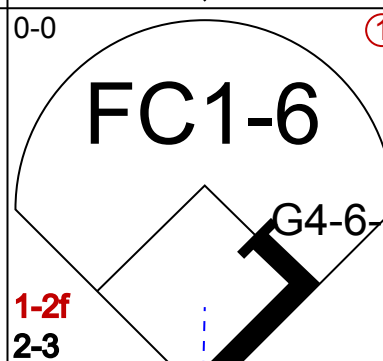
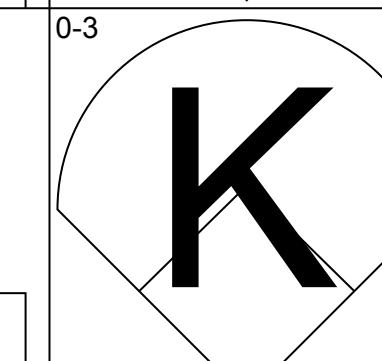
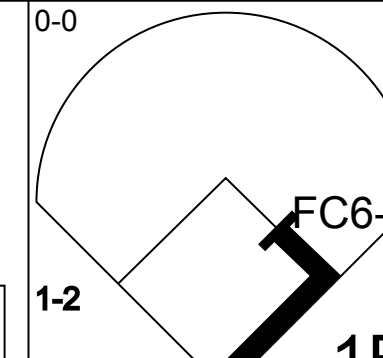
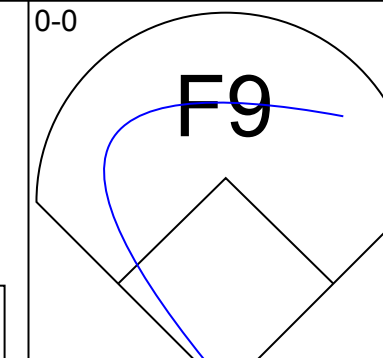
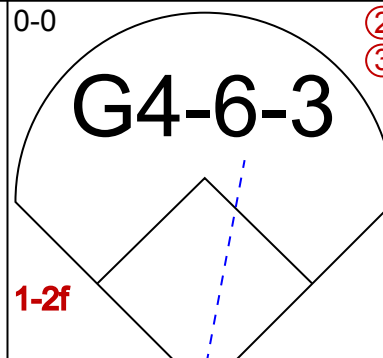
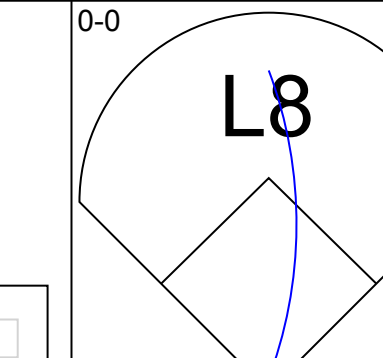
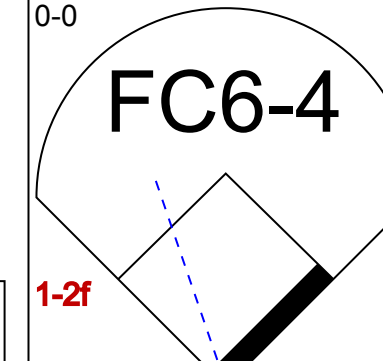
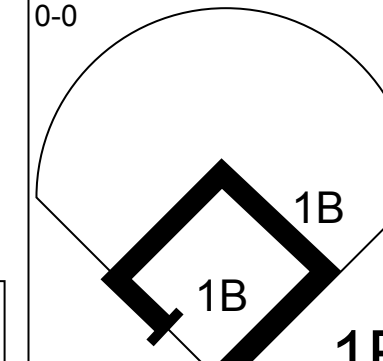
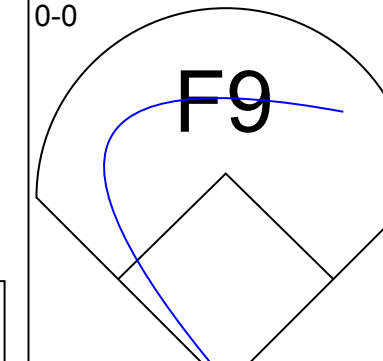
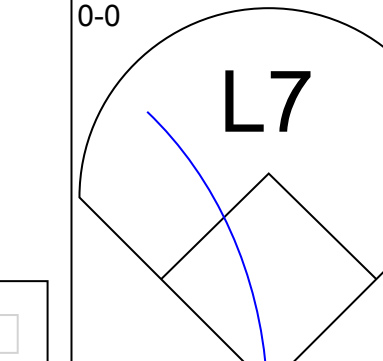
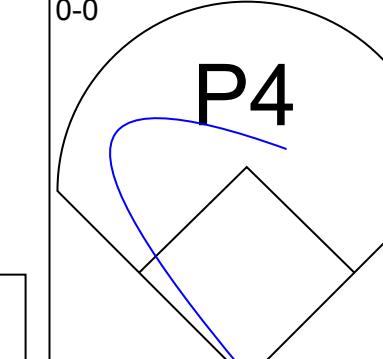
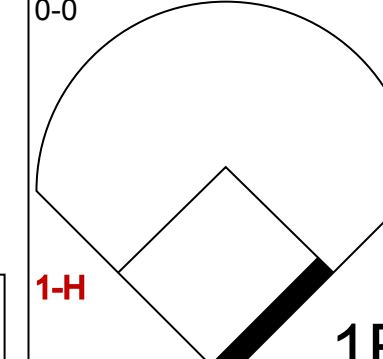
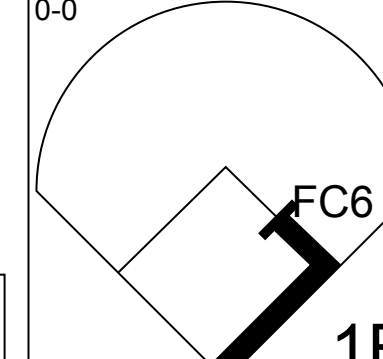
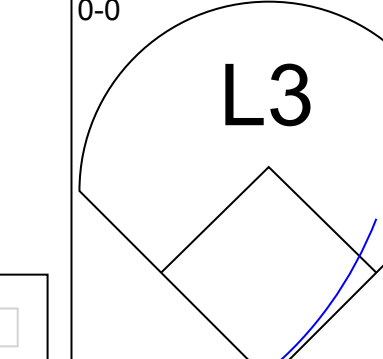
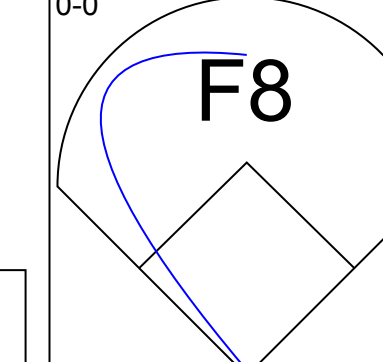
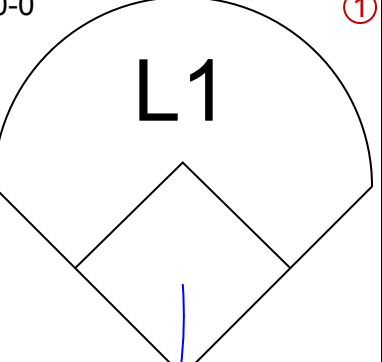
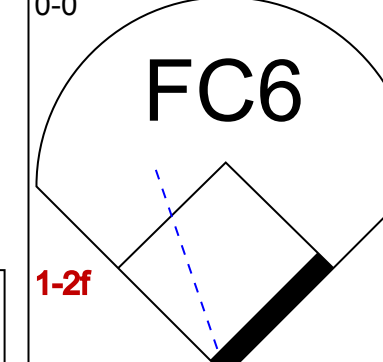
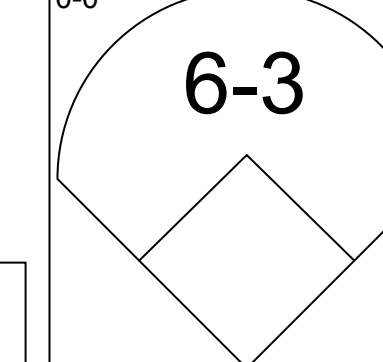
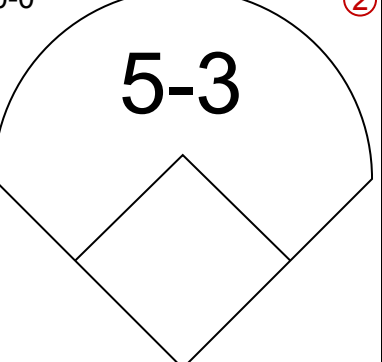
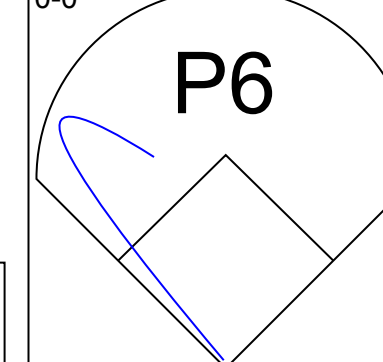
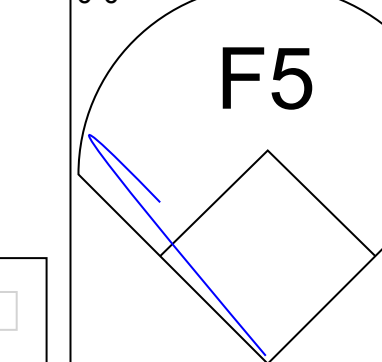
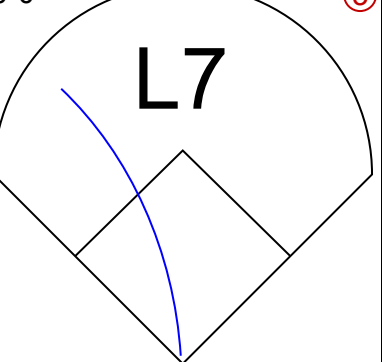
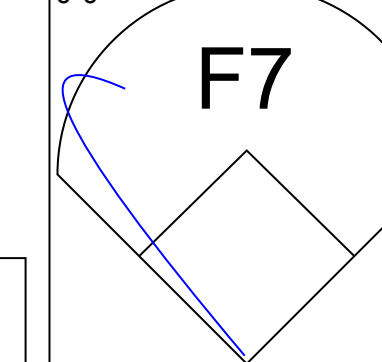


Batter	1	2	3	4	5	6	7	8	9	AB	R	H	RBI	BB	SO	LOB	TOP			
Warren Cromartie, L OBP: 0.227, SLG: 0.318 (1, 3)										4	0	0	0	0	0	3				
Jerry White, S OBP: 0.238, SLG: 0.222 (1, 7) (8, 9)										4	0	1	0	0	1	2				
Andre Dawson, R OBP: 0.333, SLG: 0.400 (1, 8)										4	1	1	0	0	2	1				
Gary Carter, R OBP: 0.429, SLG: 0.895 (1, 2)										4	0	1	0	0	0	1				
Larry Parrish, R OBP: 0.190, SLG: 0.200 (1, 5)										4	1	2	1	0	0	1				
Tim Wallach, R OBP: 0.625, SLG: 0.500 Terry Francona, L OBP: 0.429, SLG: 0.333 (1, 9) (8, 7)										1	0	0	0	2	0	0				
Chris Speier, R OBP: 0.526, SLG: 0.533 (1, 6)										4	1	0	0	0	0	4				
Jerry Manuel, S OBP: 0.188, SLG: 0.071 (1, 4)										3	0	0	0	1	2	1				
Steve Rogers, R OBP: 0.400, SLG: 0.400 (1, 1)										3	0	2	2	0	0	0				
<b>Inning Stats</b>	R: 0 E: 0 K: 3 S: 9	H: 0 LOB: 0 BB: 0 P: 9	R: 0 E: 0 K: 0 S: 3	H: 1 LOB: 0 BB: 0 P: 3	R: 0 E: 0 K: 2 S: 8	H: 1 LOB: 1 BB: 0 P: 8	R: 0 E: 0 K: 1 S: 5	H: 1 LOB: 0 BB: 0 P: 5	R: 2 E: 0 K: 0 S: 5	H: 2 LOB: 2 BB: 2 P: 13	R: 1 E: 0 K: 0 S: 4	H: 2 LOB: 1 BB: 1 P: 8	R: 0 E: 0 K: 1 S: 5	H: 0 LOB: 0 BB: 0 P: 5	R: 0 E: 0 K: 0 S: 3	H: 1 LOB: 1 BB: 0 P: 6	1B: 7 2B: 1 3B: 0 HR: 0	SF: 0 SAC: 0 DP: 0 HBP: 0	WP: 0 PB: 0 SB: 0 CS: 2	PA: 35
<b>PITCHER</b>	IP WLS BF H R ER SO BB IBB HBP BLK WP HR S P ERA WHIP																			
Steve Carlton, L ERA: 3.86 Ron Reed, R ERA: 3.0 (1, 1) (9, 1)	8.0 L 31 7 3 3 7 3 0 0 0 0 0 0 0 6 6 3.38 1.250																			

Montreal Expos @ Philadelphia Phillies  
Veterans Stadium, Philadelphia, PA  
Sun Oct 11 1981, 3:33 AM EDT  
Att: 47,384 - Unknown

AB 32  
R 3  
H 8  
RBI 3  
BB 3  
SO 8  
LOB 13



Batter	1	2	3	4	5	6	7	8	9	AB	R	H	RBI	BB	SO	LOB	BOTTOM			
Lonnie Smith, R OBP: 0.263, SLG: 0.316 (1, 8)										4	0	1	0	0	0	0				
Pete Rose, S OBP: 0.364, SLG: 0.350 (1, 3)										3	0	1	0	1	0	0				
George Vukovich, L OBP: 0.444, SLG: 0.778 Ron Reed, R (1, 9) (9, 1)										4	0	0	0	0	2	4				
Mike Schmidt, R OBP: 0.400, SLG: 0.500 (1, 5)										4	0	1	0	0	0	2				
Gary Matthews, R OBP: 0.400, SLG: 0.650 (1, 7)										4	0	1	0	0	0	2				
Manny Trillo, R OBP: 0.350, SLG: 0.188 (1, 4)										4	0	2	0	0	0	0				
Larry Bowa, S OBP: 0.176, SLG: 0.235 (1, 6) (8, PH) (9, 9)										3	0	0	0	0	0	1				
Bob Boone, R (1, 2)										3	0	0	0	0	0	1				
Steve Carlton, L OBP: 0.250, SLG: 0.250 Greg Gross, L (1, 1) (8, PH) (9, 9)										2	0	0	0	0	0	0				
<b>Inning Stats</b>	R: 0 E: 0 K: 0 S: 5	H: 2 LOB: 2 BB: 0 P: 5	R: 0 E: 0 K: 0 S: 3	H: 0 LOB: 0 BB: 0 P: 3	R: 0 E: 0 K: 1 S: 6	H: 2 LOB: 2 BB: 0 P: 6	R: 0 E: 0 K: 0 S: 3	H: 0 LOB: 0 BB: 0 P: 3	R: 0 E: 0 K: 0 S: 3	H: 1 LOB: 1 BB: 1 P: 7	R: 0 E: 0 K: 0 S: 4	H: 1 LOB: 1 BB: 0 P: 4	R: 0 E: 1 K: 1 S: 6	H: 0 LOB: 1 BB: 0 P: 6	R: 0 E: 0 K: 0 S: 3	H: 0 LOB: 0 BB: 0 P: 3	1B: 6 2B: 0 3B: 0 HR: 0	SF: 0 SAC: 0 DP: 1 HBP: 0	WP: 0 PB: 0 SB: 0 CS: 0	PA: 33
<b>PITCHER</b>	IP WLS BF H R ER SO BB IBB HBP BLK WP HR S P ERA WHIP																			
Steve Rogers, R ERA: 0.51 (1, 1)	9.0 W 33 6 0 0 2 1 0 0 0 0 0 0 0 36 40 0.00 0.778																			

Montreal Expos @ Philadelphia Phillies  
Veterans Stadium, Philadelphia, PA  
Sun Oct 11 1981, 3:33 AM EDT  
Att: 47,384 - Unknown

AB 32  
R 0  
H 6  
RBI 0  
BB 1  
SO 2  
LOB 10

