Philadelphia Phillies - 1982

Batter	1	2	3	4	5	6	7	8	9	AB	R	H	RBI	BB	SO	LOB
Mookie Wilson, S (1, 8) OBP: 0.600, SLG: 0.500	BBBB 4-0 CS BB		x 0-0 CS S 1B		x 0-0 2B 1B		x 0-0 ② G3 1-2 2-3		x 0-0 ① 6-3	4	1	2	0	1	0	2
Bob Bailor, R (1, 4) OBP: 0.800, SLG: 1.250	x 0-0 ① E 1-2 2B		BBBB 4-0 ② FC6-4 1-3 BB		x 0-0 ③ 1-H 2B		x 0-0 BB 1B 2-H 3-H 1B		x 0-0 ② 6-3	4	2	3	3	1	0	0
George Foster, R (1, 7) OBP: 0.600, SLG: 0.667	x 0-0 E4 2-H 2B		x 0-0 ③ FC6-4 1-2f			x 0-0 ① 5-3	BBBB 4-0 1B 1-2 BB		BBBB 4-0 BB	3	1	1	1	2	0	1
Dave Kingman, R (1, 3) OBP: 0.250, SLG: 0.250 Mike Jorgensen, L (7, 3)	SSS 0-3 ② K			SSS 0-3 ① K		x 0-0 ② 5-3	x 0-0 FC6-4 1-2 2-H 1B		x 0-0 ③ F6	4 1	0 0	1 0	1 0	0 0	2 0	0 1
Joel Youngblood, R (1, 9) OBP: 0.250, SLG: 0.250	SSS 0-3 ③ K			x 0-0 1-3 1B		x 0-0 ③ F4	x 0-0 ③ FC6-4 1-2f			4	0	1	0	0	1	2
John Stearns, R (1, 2)		x 0-0 ① 6-3		x 0-0 ② 1-3 1-2			x 0-0 ① 5-3	x 0-0 ① F2		4	0	0	0	0	0	1
Hubie Brooks, R (1, 5)		x 0-0 ② F8		SSS 0-3 ③ K			BBBB 4-0 1B 1B BB	x 0-0 ② 1-3		3	1	0	0	1	1	1
Ron Gardenhire, R (1, 6) OBP: 0.500, SLG: 0.333	SSS 0-3 ③ K				x 0-0 ① 5-3		x 0-0 G3 1B 1B 1-2 1B	BBBB 4-0 BB		3	1	1	0	1	1	0
Randy Jones, R (1, 1)			SSS 0-3 ① K		x 0-0 ② F3		x 0-0 G3 1B 1-2 2-H 1B	SSS 0-3 ③ K		2	0	0	0	0	1	0
Rusty Staub, L (7, PH) OBP: 1.000, SLG: 1.000										1	0	1	1	0	0	0
Wally Backman, S (7, PR)										0	1	0	0	0	0	0
Ed Lynch, R (7, 1)										1	0	0	0	0	1	1
Neil Allen, R (9, 1)										0	0	0	0	0	0	0
Inning Stats	R: 2 E: 1 K: 2 S: 8 H: 2 LOB: 0 BB: 1 P: 12	R: 0 E: 0 K: 1 S: 5 H: 0 LOB: 0 BB: 0 P: 5	R: 0 E: 0 K: 1 S: 5 H: 1 LOB: 1 BB: 1 P: 9	R: 0 E: 0 K: 2 S: 8 H: 1 LOB: 1 BB: 0 P: 8	R: 1 E: 0 K: 0 S: 4 H: 2 LOB: 1 BB: 0 P: 4	R: 0 E: 0 K: 0 S: 3 H: 0 LOB: 0 BB: 0 P: 3	R: 4 E: 0 K: 0 S: 7 H: 4 LOB: 2 BB: 2 P: 15	R: 0 E: 0 K: 1 S: 5 H: 0 LOB: 1 BB: 1 P: 9	R: 0 E: 0 K: 0 S: 3 H: 0 LOB: 1 BB: 1 P: 7	1B: 7 2B: 3 3B: 0 HR: 0 SF: 0 SAC: 0 DP: 0 HBP: 0						

TOP

New York Mets @ Philadelphia Phillies

Veterans Stadium, Philadelphia, PA

Thu Apr 08 1982, 3:33 AM EST

Att. 15,345 - Unknown

livebaseballscorecards.com

AB	34
R	7
H	10
RBI	6
BB	6
SO	7
LOB	9

PITCHER		IP	WLS	BF	H	R	ER	SO	BB	IBB	HBP	BLK	WP	HR	S	P	ERA	WHIP
Steve Carlton, L ERA: 8.1	(1, 1)	6.2	L	29	9	7	6	6	3	0	0	0	0	0	38	50	8.10	1.800
Warren Brusstar, R ERA:	(7, 1)	0.1		3	1	0	0	0	1	0	0	0	0	0	2	6	0.00	6.000
Ron Reed, R ERA:	(8, 1)	1.0		4	0	0	0	1	1	0	0	0	0	0	5	9	0.00	1.000
Ed Farmer, R ERA:	(9, 1)	1.0		4	0	0	0	0	1	0	0	0	0	0	3	7	0.00	1.000

PITCHER	IP	WLS	BF	H	R	ER	SO	BB	IBB	HBP	BLK	WP	HR	S	P	ERA	WHIP

Batter	1	2	3	4	5	6	7	8	9	AB	R	H	RBI	BB	SO	LOB
Ivan De Jesus, R (1, 6)	BBBB 4-0 G6-4-3 1B BB		x 0-0 ③ 1-3		x 0-0 ③ 1-3		x 0-0 ③ F9			3	0	0	0	1	0	2
Pete Rose, S (1, 3) OBP: 0.250, SLG: 0.250	x 0-0 G6-4-3 1-2 1B			x 0-0 ① 5-3		x 0-0 ① 1-3		x 0-0 ① F7		4	0	1	0	0	0	0
Gary Matthews, R (1, 7) OBP: 0.250, SLG: 0.250	x 0-0 ①② G6-4-3 1-2f 2-3			x 0-0 ② F7		SSS 0-3 ② K		x 0-0 G6-4-3 1B		4	0	1	0	0	1	2
Mike Schmidt, R (1, 5)	x 0-0 ③ L5			BBBB 4-0 S 1B BB		BBBB 4-0 E 1B BB		x 0-0 ②③ G6-4-3 1-2f		2	1	0	0	2	0	2
Dick Davis, R (1, 9) OBP: 0.250, SLG: 0.250		x 0-0 ① 6-3		x 0-0 S 1-2 1B		x 0-0 E6 1B 1-2			SSS 0-3 ① K	4	0	1	0	0	1	1
Garry Maddox, R (1, 8) OBP: 0.500, SLG: 1.250		x 0-0 ② F9		x 0-0 ③ F8 1-2 2-3		x 0-0 ③ 1-3 2-H 1B			x 0-0 HR	4	1	2	2	0	0	2
Bo Diaz, R (1, 2) OBP: 0.250, SLG: 0.500	SSS 0-3 ③ K				x 0-0 2B		x 0-0 ① F3		SSS 0-3 ② K	4	0	1	0	0	2	0
Manny Trillo, R (1, 4)			x 0-0 ① F9		x 0-0 ① 6-3		x 0-0 ② 4-3		x 0-0 ③ 6-3	4	0	0	0	0	0	1
Steve Carlton, L (1, 1)			x 0-0 ② 4-3		x 0-0 ② F6		x 0-0 1B			2	0	0	0	0	0	1
Warren Brusstar, R (7, 1)										0	0	0	0	0	0	0
Greg Gross, L (7, PH) OBP: 1.000, SLG: 1.000										1	0	1	0	0	0	0
Ron Reed, R (8, 1)										0	0	0	0	0	0	0
Ed Farmer, R (9, 1)										0	0	0	0	0	0	0
Inning Stats	R: 0 E: 0 K: 0 S: 3 H: 1 LOB: 1 BB: 1 P: 7	R: 0 E: 0 K: 1 S: 5 H: 0 LOB: 0 BB: 0 P: 5	R: 0 E: 0 K: 0 S: 3 H: 0 LOB: 0 BB: 0 P: 3	R: 0 E: 0 K: 0 S: 4 H: 1 LOB: 2 BB: 1 P: 8	R: 0 E: 0 K: 0 S: 4 H: 1 LOB: 1 BB: 0 P: 4	R: 1 E: 1 K: 1 S: 6 H: 1 LOB: 2 BB: 1 P: 10	R: 0 E: 0 K: 0 S: 4 H: 1 LOB: 1 BB: 0 P: 4	R: 0 E: 0 K: 0 S: 3 H: 1 LOB: 0 BB: 0 P: 3	R: 1 E: 0 K: 2 S: 8 H: 1 LOB: 0 BB: 0 P: 8	1B: 5 2B: 1 3B: 0 HR: 1	SF: 0 SAC: 0 DP: 2 HBP: 0						

PITCHER		IP	WLS	BF	H	R	ER	SO	BB	IBB	HBP	BLK	WP	HR	S	P	ERA	WHIP
Randy Jones, L	(1, 1)	6.0	W	24	4	1	0	2	3	0	0	0	0	0	25	37	0.00	1.167
ERA:																		
Ed Lynch, R	(7, 1)	2.0		7	2	0	0	0	0	0	0	0	0	0	7	7	0.00	1.000
ERA:																		
Neil Allen, R	(9, 1)	1.0		4	1	1	1	2	0	0	0	0	0	1	8	8	9.00	1.000
ERA: 9.0																		

PITCHER	IP	WLS	BF	H	R	ER	SO	BB	IBB	HBP	BLK	WP	HR	S	P	ERA	WHIP

BOTTOM

New York Mets @ Philadelphia Phillies

Veterans Stadium, Philadelphia, PA

Thu Apr 08 1982, 3:33 AM EST

Att. 15,345 - Unknown

livebaseballscorecards.com

AB	32
R	2
H	7
RBI	2
BB	3
SO	4
LOB	11

Batter	1	2	3	4	5	6	7	8	9	AB	R	H	RBI	BB	SO	LOB
Tim Raines, S (1, 7)	F7		4-3		K		BB			3	0	0	0	1	1	0
Wallace Johnson, S (1, 4)	F7		F8		G3		F9			4	0	0	0	0	0	1
Rodney Scott, S (7, 4)										0	0	0	0	0	0	0
Andre Dawson, R (1, 8) OBP: 0.500, SLG: 1.250	HR		1B		F9			5-3		4	1	2	1	0	0	0
Al Oliver, L (1, 3) OBP: 0.250, SLG: 0.250	PO BB 1B		G3			K		4-3		4	0	1	0	0	1	1
Gary Carter, R (1, 2)	1-2 BB			F7		F7		BB		2	0	0	0	2	0	0
Warren Cromartie, L (1, 9) OBP: 0.500, SLG: 0.500	PO 2-3	F7		2B SF9 1B		1B		1-3		4	1	2	0	0	0	1
Tim Wallach, R (1, 5) OBP: 0.250, SLG: 0.500		F9		1-3 2B		K			6-3	4	0	1	0	0	1	1
Chris Speier, R (1, 6)		BB		SF9 3-H			F6		F9	2	0	0	1	1	0	0
Steve Rogers, R (1, 1)		K		G3			F3		K	4	0	0	0	0	2	2
Inning Stats	R: 1 E: 0 K: 0 S: 4 H: 2 LOB: 1 BB: 1 P: 8	R: 0 E: 0 K: 1 S: 5 H: 0 LOB: 1 BB: 1 P: 9	R: 0 E: 0 K: 0 S: 4 H: 1 LOB: 1 BB: 0 P: 4	R: 1 E: 0 K: 0 S: 5 H: 2 LOB: 1 BB: 0 P: 5	R: 0 E: 0 K: 1 S: 5 H: 0 LOB: 0 BB: 0 P: 5	R: 0 E: 0 K: 2 S: 8 H: 1 LOB: 1 BB: 0 P: 8	R: 0 E: 0 K: 0 S: 3 H: 0 LOB: 1 BB: 1 P: 7	R: 0 E: 0 K: 0 S: 3 H: 0 LOB: 1 BB: 1 P: 7	R: 0 E: 0 K: 1 S: 5 H: 0 LOB: 0 BB: 0 P: 5	1B: 4 2B: 1 3B: 0 HR: 1	SF: 1 SAC: 0 DP: 0 HBP: 0					

PITCHER		IP	WLS	BF	H	R	ER	SO	BB	IBB	HBP	BLK	WP	HR	S	P	ERA	WHIP
Larry Christenson, R (1, 1) ERA: 2.35		7.2	L	32	6	2	2	4	4	0	0	0	0	1	36	52	2.35	1.304
Sparky Lyle, L (8, 1) ERA:		0.1		1	0	0	0	0	0	0	0	0	0	0	1	1	0.00	0.000
Ed Farmer, R (9, 1) ERA:		1.0		3	0	0	0	1	0	0	0	0	0	0	5	5	0.00	0.000

PITCHER	IP	WLS	BF	H	R	ER	SO	BB	IBB	HBP	BLK	WP	HR	S	P	ERA	WHIP

TOP

Montreal Expos @ Philadelphia Phillies

Veterans Stadium, Philadelphia, PA

Fri Apr 09 1982, 6:05 PM EST

Att. 7,795 - Unknown

livebaseballscorecards.com

AB	31
R	2
H	6
RBI	2
BB	4
SO	5
LOB	6

1B: 4 SF: 1
2B: 1 SAC: 0
3B: 0 DP: 0
HR: 1 HBP: 0

WP: 0 PA: 37
PB: 0
SB: 0
CS: 0

Batter	1	2	3	4	5	6	7	8	9	AB	R	H	RBI	BB	SO	LOB
Ivan De Jesus, R (1, 6)	K		FC6-4 1-2f			BB 6-3		L4		3	0	0	0	1	1	1
Pete Rose, S (1, 3) OBP: 0.125, SLG: 0.125	K			4-3		6-3 1-2		4-3		4	0	0	0	0	1	1
Gary Matthews, R (1, 7) OBP: 0.375, SLG: 0.500	6-3			1B 1B		K			2B	4	0	2	0	0	1	1
Mike Schmidt, R (1, 5)		3-1		K		BB			K	3	0	0	0	1	2	2
George Vukovich, L (1, 9) OBP: 0.250, SLG: 0.250		K		1-3 1B		P1			F8	4	0	1	0	0	1	3
Garry Maddox, R (1, 8) OBP: 0.250, SLG: 0.625		K		F8			K		5-3	4	0	0	0	0	2	3
Bo Diaz, R (1, 2) OBP: 0.143, SLG: 0.286			F9		F9		4-3			3	0	0	0	0	0	0
Manny Trillo, R (1, 4)			E4 FC2-6		K		F9			3	0	0	0	0	1	0
Larry Christenson, R (1, 1)			FC2-6 FC6-4 1-2f		K			F8		2	0	0	0	0	1	1
Sparky Lyle, L (8, 1)										0	0	0	0	0	0	0
Greg Gross, L (8, PH) OBP: 0.500, SLG: 0.500										1	0	0	0	0	0	0
Ed Farmer, R (9, 1)										0	0	0	0	0	0	0
Inning Stats	R: 0 H: 0 E: 0 LOB: 0 K: 2 BB: 0 S: 7 P: 7	R: 0 H: 0 E: 0 LOB: 0 K: 2 BB: 0 S: 7 P: 7	R: 0 H: 0 E: 1 LOB: 1 K: 0 BB: 0 S: 4 P: 4	R: 0 H: 2 E: 0 LOB: 2 K: 1 BB: 0 S: 7 P: 7	R: 0 H: 0 E: 0 LOB: 0 K: 2 BB: 0 S: 7 P: 7	R: 0 H: 0 E: 0 LOB: 2 K: 1 BB: 2 S: 5 P: 13	R: 0 H: 0 E: 0 LOB: 0 K: 1 BB: 0 S: 5 P: 5	R: 0 H: 0 E: 0 LOB: 0 K: 0 BB: 0 S: 3 P: 3	R: 0 H: 1 E: 0 LOB: 1 K: 1 BB: 0 S: 6 P: 6	1B: 2 SF: 0 2B: 1 SAC: 0 3B: 0 DP: 0 HR: 0 HBP: 0							

PITCHER	IP	WLS	BF	H	R	ER	SO	BB	IBB	HBP	BLK	WP	HR	S	P	ERA	WHIP
Steve Rogers, R (1, 1) ERA:	9.0	W	33	3	0	0	10	2	0	0	0	0	0	51	59	0.00	0.556

PITCHER	IP	WLS	BF	H	R	ER	SO	BB	IBB	HBP	BLK	WP	HR	S	P	ERA	WHIP

BOTTOM

Montreal Expos @ Philadelphia Phillies

Veterans Stadium, Philadelphia, PA

Fri Apr 09 1982, 6:05 PM EST

Att. 7,795 - Unknown

livebaseballscorecards.com

AB	31
R	0
H	3
RBI	0
BB	2
SO	10
LOB	12

Batter	1	2	3	4	5	6	7	8	9	AB	R	H	RBI	BB	SO	LOB
Tim Raines, S (1, 7)	F4		K	4-3			F8	4-3 2-3	K	6	0	0	0	0	2	4
Wallace Johnson, S (1, 4) OBP: 0.250, SLG: 0.250	5-3		WP S HR 1B		FC6-4 S 1B		F9	1B 3-H 1B		4	1	2	0	0	0	0
Rodney Scott, S (7, 4) OBP: 1.000, SLG: 1.000										1	0	1	1	0	0	0
Andre Dawson, R (1, 8) OBP: 0.444, SLG: 0.750	K		1-3 HR BB		F4 1-2		K	1-3 1B		4	1	1	0	1	2	1
Terry Francona, L (8, 8)										0	0	0	0	0	0	0
Al Oliver, L (1, 3) OBP: 0.556, SLG: 0.875		E 1B 1B	1-H 3-H HR		FC6-4 IBB			HR 1B F7		4	3	3	3	1	0	2
Gary Carter, R (1, 2) OBP: 0.444, SLG: 0.714		E5 G6-4-3 1B 1-2	F6		FC6-4 1-2f 2-3			1-H HR	1B SF9 1B	5	2	2	2	0	0	3
Warren Cromartie, L (1, 9) OBP: 0.556, SLG: 0.667		G6-4-3 1-2 2-H 1B		SH5-4 2B	4-3			G3	1-3 2B 1B	5	1	3	1	0	0	2
Tim Wallach, R (1, 5) OBP: 0.333, SLG: 0.375		G6-4-3 1-2f 2-3		SH5-4 BB		5-3		2B 1B	G3	4	1	1	0	1	0	4
Chris Speier, R (1, 6) OBP: 0.222, SLG: 0.333		4-3	K		K			1-H 2B 2B	3-H SF9	4	1	1	2	0	2	3
Bill Gullickson, R (1, 1)			5-3	SH5-4 1-2 2-3		F9		4-3 2-H 1B 2B	2-H 2B	2	0	0	0	0	0	0
Jerry White, S (8, PH) OBP: 1.000, SLG: 2.000										1	1	1	1	0	0	0
Jeff Reardon, R (8, 1) OBP: 1.000, SLG: 2.000										1	0	1	1	0	0	0

Inning Stats	1	2	3	4	5	6	7	8	9
R	0	1	3	0	0	0	0	5	2
E	0	1	0	0	0	0	0	0	0
K	1	0	1	1	0	1	1	0	1
S	5	5	7	6	4	5	5	10	8
H	0	2	2	1	1	0	0	7	3
LOB	0	1	0	2	2	0	0	2	1
BB	0	0	1	1	1	0	0	0	0
P	5	5	11	10	8	5	5	10	8

1B	10
2B	4
3B	0
HR	2
SF	1
SAC	1
DP	1
HBP	0

WP	1
PB	0
SB	2
CS	0
PA	46

PITCHER	IP	WLS	BF	H	R	ER	SO	BB	IBB	HBP	BLK	WP	HR	S	P	ERA	WHIP
Dick Ruthven, R (1, 1) ERA: 9.0	3.0	L	14	4	4	3	2	1	0	0	0	1	1	17	21	9.00	1.667
Ron Reed, R (4, 1) ERA:	2.0		10	2	0	0	1	1	1	0	0	0	0	10	18	0.00	1.500
Sid Monge, L (6, 1) ERA:	2.0		6	0	0	0	2	0	0	0	0	0	0	10	10	0.00	0.000
Sparky Lyle, L (8, 1) ERA: 40.5	0.1		4	3	3	3	0	0	0	0	0	0	1	4	4	81.00	9.000
Warren Brusstar, R (8, 1) ERA: 18.0	1.2		12	7	4	4	1	0	0	0	0	0	0	14	14	21.60	4.200

PITCHER	IP	WLS	BF	H	R	ER	SO	BB	IBB	HBP	BLK	WP	HR	S	P	ERA	WHIP

TOP

Montreal Expos @ Philadelphia Phillies

Veterans Stadium, Philadelphia, PA

Sat Apr 10 1982, 6:05 PM EST

Att. 16,718 - Unknown

livebaseballscorecards.com

AB	41
R	11
H	16
RBI	11
BB	3
SO	6
LOB	19

Batter	1	2	3	4	5	6	7	8	9	AB	R	H	RBI	BB	SO	LOB
Ivan De Jesus, R (1, 6)	K		5-3		E5 CS		K 1-2			4	0	0	0	0	2	3
Pete Rose, S (1, 3) OBP: 0.167, SLG: 0.167	4-3		G3 3-H		1B 1-2			F7		4	0	1	0	0	0	0
Gary Matthews, R (1, 7) OBP: 0.250, SLG: 0.333	6-3			K		F9		6-3		4	0	0	0	0	1	0
Mike Schmidt, R (1, 5) OBP: 0.333, SLG: 0.111		K		1B WP 1B		F7		6-3		4	1	1	0	0	1	0
Dick Davis, R (1, 9) OBP: 0.250, SLG: 0.250		6-3		WP WP 1-3 1B		F5			K	4	0	1	0	0	1	0
Garry Maddox, R (1, 8) OBP: 0.333, SLG: 0.545		F8		BBBB 4-0 WP 1-2 3-H BB			WP SH3-4 1B		F7	3	0	1	0	1	0	0
Bo Diaz, R (1, 2) OBP: 0.200, SLG: 0.600			HR	K 1-2 2-3			SH3-4 1-2		K	3	1	1	1	0	2	2
Manny Trillo, R (1, 4) OBP: 0.200, SLG: 0.111			4-3 WP WP 1B	5-3			BBBB 4-0 WP BB			2	1	1	0	1	0	2
Dick Ruthven, R (1, 1)			4-3 1-3		K		F5 2-3			0	0	0	0	0	0	0
Del Unser, L (3, PH)										1	0	0	0	0	0	1
Ron Reed, R (4, 1)										0	0	0	0	0	0	0
Len Matuszek, L (5, PH)										1	0	0	0	0	1	0
Sid Monge, S (6, 1)										0	0	0	0	0	0	0
Greg Gross, L (7, PH) OBP: 0.333, SLG: 0.333										1	0	0	0	0	0	2
Sparky Lyle, L (8, 1)										0	0	0	0	0	0	0
Warren Brusstar, R (8, 1)										0	0	0	0	0	0	0
Inning Stats	R: 0 E: 0 K: 1 S: 5 H: 0 LOB: 0 BB: 0 P: 5	R: 0 E: 0 K: 1 S: 5 H: 0 LOB: 0 BB: 0 P: 5	R: 2 E: 0 K: 0 S: 5 H: 2 LOB: 0 BB: 0 P: 5	R: 1 E: 0 K: 2 S: 9 H: 2 LOB: 2 BB: 1 P: 13	R: 0 E: 1 K: 1 S: 5 H: 1 LOB: 1 BB: 0 P: 5	R: 0 E: 0 K: 0 S: 3 H: 0 LOB: 0 BB: 0 P: 3	R: 0 E: 0 K: 1 S: 6 H: 1 LOB: 2 BB: 1 P: 10	R: 0 E: 0 K: 0 S: 3 H: 0 LOB: 0 BB: 0 P: 3	R: 0 E: 0 K: 2 S: 7 H: 0 LOB: 0 BB: 0 P: 7	1B: 5 2B: 0 3B: 0 HR: 1	SF: 0 SAC: 1 DP: 0 HBP: 0						

PITCHER		IP	WLS	BF	H	R	ER	SO	BB	IBB	HBP	BLK	WP	HR	S	P	ERA	WHIP
Bill Gullickson, R ERA: 3.86	(1, 1)	7.0	W	28	6	3	3	6	2	0	0	0	6	1	38	46	3.86	1.143
Jeff Reardon, R ERA:	(8, 1)	2.0		6	0	0	0	2	0	0	0	0	0	0	10	10	0.00	0.000

PITCHER	IP	WLS	BF	H	R	ER	SO	BB	IBB	HBP	BLK	WP	HR	S	P	ERA	WHIP

BOTTOM

Montreal Expos @ Philadelphia Phillies

Veterans Stadium, Philadelphia, PA

Sat Apr 10 1982, 6:05 PM EST

Att. 16,718 - Unknown

livebaseballscorecards.com

AB	31
R	3
H	6
RBI	1
BB	2
SO	8
LOB	10

1B: 5	SF: 0	WP: 6	PA: 34
2B: 0	SAC: 1	PB: 0	
3B: 0	DP: 0	SB: 0	
HR: 1	HBP: 0	CS: 1	

Montreal Expos @ Philadelphia Phillies

Veterans Stadium, Philadelphia, PA

Sun Apr 11 1982, 6:05 PM EST

Att. 15,397 - Unknown

TOP

livebaseballscorecards.com

Batter	1	2	3	4	5	6	7	8	9	AB	R	H	RBI	BB	SO	LOB
Tim Raines, S (1, 7) OBP: 0.143, SG: 0.077	1-3		F9			F6		S 1B 2-3		4	0	1	0	0	0	0
Wallace Johnson, S (1, 4) Rodney Scott, S (8, 4) OBP: 1.000, SG: 1.000	G3		4-3			6-3 S 1B		F8 1-2		4 0	0 0	1 0	0 0	0 0	0 0	2 0
Andre Dawson, R (1, 8) OBP: 0.308, SG: 0.500	F7		F8			6-3 1-3		F9		4	0	0	0	0	0	3
Al Oliver, L (1, 3) OBP: 0.385, SG: 0.583		F8		K		F6			F7	4	0	0	0	0	1	1
Gary Carter, R (1, 2) OBP: 0.385, SG: 0.500		BB S BB		F9			1-3		6-3	3	0	0	0	1	0	0
Warren Cromartie, L (1, 9) OBP: 0.385, SG: 0.462		K 1-2		K			K		F9	4	0	0	0	0	3	1
Tim Wallach, R (1, 5) OBP: 0.333, SG: 0.300		BB BB			5-3		F7			2	0	0	0	1	0	0
Chris Speier, R (1, 6) OBP: 0.250, SG: 0.250		1-2 2-3 BB			F8			5-3		2	0	0	0	1	0	0
Ray Burris, R (1, 1) OBP: 0.333, SG: 0.667		K			K			1B 2B		3	0	1	0	0	2	3

	AB	30
	R	0
	H	3
	RBI	0
	BB	3
	SO	6
	LOB	10

Inning Stats	1	2	3	4	5	6	7	8	9
R	0	0	0	0	0	0	0	0	0
E	0	0	0	0	0	0	0	0	0
K	0	2	0	2	1	0	1	0	0
S	3	7	3	7	5	4	5	5	3
H	0	0	0	0	0	1	0	2	0
LOB	0	3	0	0	0	1	0	2	0
BB	0	3	0	0	0	0	0	0	0
P	3	19	3	7	5	4	5	5	3

1B	2
2B	1
3B	0
HR	0
SF	0
SAC	0
DP	0
HBP	0
WP	0
PB	0
SB	3
CS	0
PA	33

PITCHER	IP	WLS	BF	H	R	ER	SO	BB	IBB	HBP	BLK	WP	HR	S	P	ERA	WHIP
Mike Krukow, R (1, 1)	9.0	W	33	3	0	0	6	3	0	0	0	0	0	42	54	0.00	0.667

ERA:

PITCHER	IP	WLS	BF	H	R	ER	SO	BB	IBB	HBP	BLK	WP	HR	S	P	ERA	WHIP

Batter	1	2	3	4	5	6	7	8	9	AB	R	H	RBI	BB	SO	LOB
Pete Rose, S (1, 3) OBP: 0.188, SLG: 0.188	2-3 SH3 1B		F8		3-1		K			4	0	1	0	0	1	2
Ivan De Jesus, R (1, 6) OBP: 0.267, SLG: 0.154	SH3 1-2		1-2 1B		F6			BB S SF8 1B		3	1	2	0	0	0	1
Gary Matthews, R (1, 7) OBP: 0.188, SLG: 0.250	2-3 2-3		4-3			F8		E5 BB 1-2		4	0	0	0	0	0	4
Mike Schmidt, R (1, 5) OBP: 0.375, SLG: 0.091	F4			BB		K		BB 1-2 2-3		2	0	0	0	2	1	1
Dick Davis, R (1, 9) OBP: 0.333, SLG: 0.333		G6-4-3 1B		F9		2B 1B		F2		4	0	2	0	0	0	4
George Vukovich, L (9, 9) OBP: 0.250, SLG: 0.250										0	0	0	0	0	0	0
Garry Maddox, R (1, 8) OBP: 0.313, SLG: 0.571		G6-4-3 1-2f		F9		1-3 2B		SF8 3-H		3	0	1	1	0	0	2
Dave Roberts, R (1, 2)		BB CS BB		F4		K		F7		3	0	0	0	1	1	5
Manny Trillo, R (1, 4) OBP: 0.308, SLG: 0.417		CS 1-2		FC1-5 2B		2B		5-3		3	0	2	0	0	0	0
Mike Krukow, R (1, 1)				FC1-5 1B 2-3		B1-4		F8		3	0	0	0	0	0	2
Inning Stats	R: 0 H: 1 E: 0 LOB: 1 K: 0 BB: 0 S: 4 P: 4	R: 0 H: 1 E: 0 LOB: 0 K: 0 BB: 1 S: 2 P: 6	R: 0 H: 2 E: 0 LOB: 2 K: 0 BB: 0 S: 5 P: 5	R: 0 H: 0 E: 0 LOB: 1 K: 0 BB: 1 S: 3 P: 7	R: 0 H: 1 E: 0 LOB: 1 K: 0 BB: 0 S: 4 P: 4	R: 0 H: 2 E: 0 LOB: 2 K: 2 BB: 0 S: 9 P: 9	R: 0 H: 0 E: 0 LOB: 0 K: 1 BB: 0 S: 5 P: 5	R: 1 H: 1 E: 1 LOB: 2 K: 0 BB: 1 S: 5 P: 9		1B: 5 SF: 1 2B: 3 SAC: 1 3B: 0 DP: 1 HR: 0 HBP: 0						

PITCHER	IP	WLS	BF	H	R	ER	SO	BB	IBB	HBP	BLK	WP	HR	S	P	ERA	WHIP
Ray Burris, R (1, 1) ERA:	8.0	L	34	8	1	0	3	3	0	0	0	0	0	37	49	0.00	1.375

PITCHER	IP	WLS	BF	H	R	ER	SO	BB	IBB	HBP	BLK	WP	HR	S	P	ERA	WHIP

BOTTOM

Montreal Expos @ Philadelphia Phillies

Veterans Stadium, Philadelphia, PA

Sun Apr 11 1982, 6:05 PM EST

Att. 15,397 - Unknown

livebaseballscorecards.com

AB	29
R	1
H	8
RBI	1
BB	3
SO	3
LOB	21

Batter	1	2	3	4	5	6	7	8	9	AB	R	H	RBI	BB	SO	LOB
Pete Rose, S (1, 3) OBP: 0.200, SLG: 0.200	F9		L9		6-3			5-3 2B 1B		4	1	1	0	0	0	0
Ivan De Jesus, R (1, 6) OBP: 0.263, SLG: 0.125	K		E6 G5-4-3		BB			L8		3	0	0	0	1	1	1
Gary Matthews, R (1, 7) OBP: 0.150, SLG: 0.200	L8		G5-4-3 1-2f		L7			5-3 1-2		4	0	0	0	0	0	3
Mike Schmidt, R (1, 5) OBP: 0.412, SLG: 0.167		FC2-5 1B 1B		BB 1B		5-3		FC5 2B 2-H		1	0	1	0	0	0	0
Dave Roberts, R (2, 5) OBP: 0.400, SLG: 0.250										1	0	1	0	0	0	0
Luis Aguayo, R (4, 5)										1	0	0	0	0	0	0
Len Matuszek, L (8, PH) OBP: 0.500, SLG: 1.000 (8, 5)										1	0	1	1	0	0	0
Dick Davis, R (1, 9) OBP: 0.375, SLG: 0.333		FC2-5 1B 1B 1-2		L6		E5 G6-4-3		BB		3	1	1	0	1	0	1
Garry Maddox, R (1, 8) OBP: 0.250, SLG: 0.444		FC2-5 1B 1-2 2-3f		F8		G6-4-3 1-2f		FC5 2-3f		4	0	0	0	0	0	6
Bo Diaz, R (1, 2) OBP: 0.308, SLG: 0.583		1B 1B 1-3 2-H		4-0 BB 1-2			P4		6-3	2	0	1	1	1	0	0
Greg Gross, L (9, PH) OBP: 0.250, SLG: 0.250										1	0	0	0	0	0	0
Manny Trillo, R (1, 4) OBP: 0.294, SLG: 0.375		1B 1-2		3-1			5-3		5-3	4	0	1	0	0	0	2
Steve Carlton, L (1, 1)		G3			K		6-3		K	2	0	0	0	0	1	2
Del Unser, L (7, PH)										1	0	0	0	0	0	0
Ron Reed, R (7, 1)										0	0	0	0	0	0	0
George Vukovich, L (9, PH) OBP: 0.200, SLG: 0.200										1	0	0	0	0	1	0
Inning Stats	R: 0 H: 0 E: 0 LOB: 0 K: 1 BB: 0 S: 5 P: 5	R: 1 H: 4 E: 0 LOB: 2 K: 0 BB: 0 S: 6 P: 6	R: 0 H: 0 E: 1 LOB: 0 K: 0 BB: 0 S: 3 P: 3	R: 0 H: 1 E: 0 LOB: 2 K: 0 BB: 1 S: 4 P: 8	R: 0 H: 0 E: 0 LOB: 1 K: 1 BB: 1 S: 5 P: 9	R: 0 H: 0 E: 1 LOB: 0 K: 0 BB: 0 S: 3 P: 3	R: 0 H: 0 E: 0 LOB: 0 K: 0 BB: 0 S: 3 P: 3	R: 1 H: 2 E: 0 LOB: 2 K: 0 BB: 1 S: 5 P: 9	R: 0 H: 0 E: 0 LOB: 0 K: 1 BB: 0 S: 5 P: 5	1B: 6 SF: 0 2B: 1 SAC: 0 3B: 0 DP: 2 HR: 0 HBP: 0						

PITCHER	IP	WLS	BF	H	R	ER	SO	BB	IBB	HBP	BLK	WP	HR	S	P	ERA	WHIP
Randy Jones, L (1, 1) ERA: 0.82	5.0	W	21	5	1	1	2	2	0	0	0	0	0	23	31	1.80	1.400
Ed Lynch, R (6, 1) ERA: 2.25	2.2		11	2	1	1	0	1	0	0	0	0	0	10	14	3.38	1.125
Neil Allen, R (8, 1) ERA: 2.25	1.1	S	4	0	0	0	1	0	0	0	0	0	0	6	6	0.00	0.000

PITCHER	IP	WLS	BF	H	R	ER	SO	BB	IBB	HBP	BLK	WP	HR	S	P	ERA	WHIP

TOP

Philadelphia Phillies @ New York Mets

Shea Stadium, Flushing, NY

Tue Apr 13 1982, 3:33 AM EST

Att. 40,845 - Unknown

livebaseballscorecards.com

AB	33
R	2
H	7
RBI	2
BB	3
SO	3
LOB	15

WP: 0	PA: 36
PB: 0	
SB: 0	
CS: 0	

BOTTOM

Philadelphia Phillies @ New York Mets

Shea Stadium, Flushing, NY

Tue Apr 13 1982, 3:33 AM EST

Att. 40,845 - Unknown

livebaseballscorecards.com

Batter	1	2	3	4	5	6	7	8	9	AB	R	H	RBI	BB	SO	LOB
Mookie Wilson, S (1, 8) OBP: 0.321, SLG: 0.308	K		F7		6-3		SH1-4 2B			4	0	1	0	0	1	1
Bob Bailor, R (1, 4) OBP: 0.500, SLG: 0.636	6-3		F8		BB HR 1B		SH1-4 2-3			3	1	1	0	0	0	1
George Foster, R (1, 7) OBP: 0.444, SLG: 0.650 Joel Youngblood, R (9, 7) OBP: 0.250, SLG: 0.375	6-3			2B 1B 1B	BBB 1-2 HR BB		K			3 0	2 0	1 0	0 0	1 0	1 0	1 0
Dave Kingman, R (1, 3) OBP: 0.308, SLG: 0.522 Mike Jorgensen, L (9, 3) OBP: 0.250, SLG: 0.250		BBBB BB		1-3 1B 2B	1-H 2-H HR		K			3 0	2 0	2 0	3 0	1 0	1 0	1 0
Ellis Valentine, R (1, 9) OBP: 0.286, SLG: 0.286		P5		1-3	K			SH5-3 1B		4	0	1	0	0	1	3
John Stearns, R (1, 2) OBP: 0.200, SLG: 0.389		K		L5		K		SH5-3 1-2		3	0	0	0	0	2	3
Hubie Brooks, R (1, 5) OBP: 0.320, SLG: 0.150		5-3		2-H 3-H 1B		K		G6-4-3 IBB		3	0	1	2	1	1	1
Ron Gardenhire, R (1, 6) OBP: 0.500, SLG: 0.556			BLK 1B	F9		1B		G6-4-3 1-2f		4	0	2	0	0	0	3
Randy Jones, R (1, 1) Ed Lynch, R (6, 1) Neil Allen, R (8, 1)			K 1-2		P4	K				2 1 0	0 0 0	0 0 0	0 0 0	1 1 0	1 1 0	1 1 0
Inning Stats	R: 0 E: 0 K: 1 S: 5 H: 0 LOB: 0 BB: 0 P: 5	R: 0 E: 0 K: 1 S: 5 H: 0 LOB: 1 BB: 1 P: 9	R: 0 E: 0 K: 1 S: 6 H: 1 LOB: 1 BB: 0 P: 6	R: 2 E: 0 K: 0 S: 6 H: 3 LOB: 1 BB: 0 P: 6	R: 3 E: 0 K: 1 S: 7 H: 2 LOB: 0 BB: 1 P: 11	R: 0 E: 0 K: 3 S: 10 H: 1 LOB: 1 BB: 0 P: 10	R: 0 E: 0 K: 2 S: 8 H: 1 LOB: 1 BB: 0 P: 8	R: 0 E: 0 K: 0 S: 3 H: 1 LOB: 1 BB: 1 P: 7		1B: 6 2B: 2 3B: 0 HR: 1	SF: 0 SAC: 2 DP: 1 HBP: 0					

	AB	30
	R	5
	H	9
	RBI	5
	BB	3
	SO	9
	LOB	16

WP: 0 PB: 0 SB: 0 CS: 0 PA: 35

PITCHER		IP	WLS	BF	H	R	ER	SO	BB	IBB	HBP	BLK	WP	HR	S	P	ERA	WHIP
Steve Carlton, L ERA: 7.82	(1, 1)	6.0	L	27	7	5	5	7	2	0	0	1	0	1	39	47	7.50	1.500
Ron Reed, R ERA:	(7, 1)	2.0		8	2	0	0	2	0	1	0	0	0	0	11	15	0.00	1.000

PITCHER	IP	WLS	BF	H	R	ER	SO	BB	IBB	HBP	BLK	WP	HR	S	P	ERA	WHIP

Batter	1	2	3	4	5	6	7	8	9	AB	R	H	RBI	BB	SO	LOB
Pete Rose, S (1, 3) OBP: 0.167, SLG: 0.167	4-3		6-3 1-2			6-3		F7		4	0	0	0	0	0	1
Ivan De Jesus, R (1, 6) OBP: 0.261, SLG: 0.150	1-3		6-3			S 1B		5-3		4	0	1	0	0	0	0
Gary Matthews, R (1, 7) OBP: 0.167, SLG: 0.250	L8		1B 2B			F7 1-2			6-3	4	0	1	0	0	0	1
Dick Davis, R (1, 9) OBP: 0.400, SLG: 0.421		1B 2B	G6-4-3 2-3 1B			6-3			5-3	4	1	2	0	0	0	1
Len Matuszek, L (1, 5) OBP: 0.500, SLG: 0.600		CS 2-H 1B	G6-4-3 1-2f				B B B B G5-4-3 E BB		6-3	3	0	1	1	1	0	2
Bob Dernier, R (1, 8) Greg Gross, L (7, PH) (7, 8) OBP: 0.200, SLG: 0.200		S S K 1-2			P4		E6 G5-4-3 1-2			2 1	0 0	0 0	0 0	0 0	1 0	1 1
Bo Diaz, R (1, 2) OBP: 0.313, SLG: 0.600		S S K			FC6 2B		G5-4-3 1-2f 2-3			3	0	1	0	0	1	2
Manny Trillo, R (1, 4) OBP: 0.250, SLG: 0.316			S S K		FC6 2-3		P4			3	0	0	0	0	1	2
Dick Ruthven, R (1, 1) OBP: 0.500, SLG: 0.500			CS 1B		1-3			S S K		2	0	1	0	0	0	1
Ed Farmer, R (7, 1)										0	0	0	0	0	0	0
Del Unser, L (8, PH)										1	0	0	0	0	1	0
Sid Monge, S (8, 1)										0	0	0	0	0	0	0
Inning Stats	R: 0 E: 0 K: 0 S: 3 H: 0 LOB: 0 BB: 0 P: 3	R: 1 E: 0 K: 2 S: 8 H: 2 LOB: 0 BB: 0 P: 8	R: 0 E: 0 K: 1 S: 5 H: 1 LOB: 0 BB: 0 P: 5	R: 0 E: 0 K: 0 S: 4 H: 2 LOB: 1 BB: 0 P: 4	R: 0 E: 0 K: 0 S: 4 H: 1 LOB: 1 BB: 0 P: 4	R: 0 E: 0 K: 0 S: 4 H: 1 LOB: 1 BB: 0 P: 4	R: 0 E: 1 K: 0 S: 3 H: 0 LOB: 1 BB: 1 P: 7	R: 0 E: 0 K: 1 S: 5 H: 0 LOB: 0 BB: 0 P: 5	R: 0 E: 0 K: 0 S: 3 H: 0 LOB: 0 BB: 0 P: 3	1B: 4 2B: 3 3B: 0 HR: 0 SF: 0 SAC: 0 DP: 2 HBP: 0						

PITCHER	IP	WLS	BF	H	R	ER	SO	BB	IBB	HBP	BLK	WP	HR	S	P	ERA	WHIP
Mike Scott, R (1, 1) ERA: 1.8	9.0	W	32	7	1	1	4	1	0	0	0	0	0	39	43	1.00	0.889

PITCHER	IP	WLS	BF	H	R	ER	SO	BB	IBB	HBP	BLK	WP	HR	S	P	ERA	WHIP

TOP

Philadelphia Phillies @ New York Mets

Shea Stadium, Flushing, NY

Wed Apr 14 1982, 3:33 AM EST

Att. 13,420 - Unknown

livebaseballscorecards.com

AB	31
R	1
H	7
RBI	1
BB	1
SO	4
LOB	12

WP: 0 PB: 0 SB: 1 CS: 2 PA: 32

Batter	1	2	3	4	5	6	7	8	9	AB	R	H	RBI	BB	SO	LOB
Mookie Wilson, S (1, 8) OBP: 0.333, SLG: 0.419	4-3		F7	HR 1-H		6-3		1B 4-3 1B		5	2	2	2	0	0	1
Bob Bailor, R (1, 4) OBP: 0.412, SLG: 0.500	4-3		F9	6-3		4-3		4-3 1-3 1B		5	0	1	0	0	0	1
George Foster, R (1, 7) OBP: 0.406, SLG: 0.560 Joel Youngblood, R (9, 7) OBP: 0.250, SLG: 0.375	K S S S		E5 BB 2-3		G3 1B SF8 1B		6-3	4-3 1-2 3-H		5 0	1 0	1 0	1 0	0 0	1 0	2 0
Dave Kingman, R (1, 3) OBP: 0.387, SLG: 0.520 Mike Jorgensen, L (8, PR) OBP: 0.250, SLG: 0.250 (9, 3)	H SH2-3 3B HBP	B B B B BB 1-2		G3 1-2 1B		F7	IBB		2 0	1 0	1 0	0 0	2 0	0 0	0 0	
Ellis Valentine, R (1, 9) OBP: 0.263, SLG: 0.263	S S S K	F7	G3 1-2 2-3		BB 1B 1B 1B	S S S K		5	1	1	0	0	2	8		
John Stearns, R (1, 2) OBP: 0.250, SLG: 0.381	SH2-3 1-2	E5 S 1B	FC6-4 IBB		BB 1B 1B	F9		3	2	1	0	1	0	2		
Hubie Brooks, R (1, 5) OBP: 0.345, SLG: 0.273	2-H 3B	S S S K 1-2	SF8 3-H	B B B B 1B 1-2 2-3 BB				2	0	1	2	1	1	1		
Ron Gardenhire, R (1, 6) OBP: 0.500, SLG: 0.545	5-3	HR 2-H 1B	FC6-4 1-2f	FC5-4 1-2 2-H 3-H 1B				4	1	2	3	0	0	3		
Mike Scott, R (1, 1) OBP: 0.167, SLG: 0.333	E 2B	S S S K	4-3	FC5-4 1-2f				4	0	1	0	0	1	3		
Inning Stats	R: 0 E: 0 K: 1 S: 5 H: 0 LOB: 0 BB: 0 P: 5	R: 1 E: 0 K: 1 S: 6 H: 1 LOB: 1 BB: 0 P: 7	R: 0 E: 1 K: 0 S: 5 H: 1 LOB: 3 BB: 1 P: 9	R: 3 E: 1 K: 2 S: 10 H: 2 LOB: 0 BB: 0 P: 10	R: 1 E: 0 K: 0 S: 5 H: 2 LOB: 2 BB: 1 P: 9	R: 0 E: 0 K: 0 S: 3 H: 0 LOB: 0 BB: 0 P: 3	R: 2 E: 0 K: 0 S: 6 H: 3 LOB: 2 BB: 1 P: 10	R: 1 E: 0 K: 1 S: 7 H: 2 LOB: 2 BB: 1 P: 11		1B: 8 2B: 1 3B: 1 HR: 1 SF: 1 SAC: 1 DP: 0 HBP: 1				WP: 0 PB: 0 SB: 1 CS: 0 PA: 42	

PITCHER		IP	WLS	BF	H	R	ER	SO	BB	IBB	HBP	BLK	WP	HR	S	P	ERA	WHIP
Dick Ruthven, R ERA: 6.52	(1, 1)	6.2	L	33	8	7	4	4	1	1	1	0	0	1	38	47	5.40	1.350
Ed Farmer, R ERA:	(7, 1)	0.1		3	1	0	0	0	1	0	0	0	0	0	2	6	0.00	6.000
Sid Monge, L ERA: 3.0	(8, 1)	1.0		6	2	1	1	1	0	1	0	0	0	0	7	11	9.00	2.000

PITCHER	IP	WLS	BF	H	R	ER	SO	BB	IBB	HBP	BLK	WP	HR	S	P	ERA	WHIP

BOTTOM

Philadelphia Phillies @ New York Mets

Shea Stadium, Flushing, NY

Wed Apr 14 1982, 3:33 AM EST

Att. 13,420 - Unknown

livebaseballscorecards.com

AB	35
R	8
H	11
RBI	8
BB	4
SO	5
LOB	21

Batter	1	2	3	4	5	6	7	8	9	10	11	12	13	AB	R	H	RBI	BB	SO	LOB
Pete Rose, S (1, 3) OBP: 0.226, SLG: 0.267	F9		E9 1B	F9			1B 3B		FC6 1-2		4-3		FC6-4 BB HR IBB	6	2	2	0	1	0	4
Greg Gross, L (1, 8) OBP: 0.333, SLG: 0.273	G4-6-3 1B		F7		F7		2B 1B 3-H		P1		4-3		FC6-4 BB 1-2 2-3	6	1	2	1	1	0	3
Gary Matthews, R (1, 7) OBP: 0.194, SLG: 0.267	G4-6-3 1-2f		K		P4		2B 1-H		F7			SH3-4 1B BB	FC6-4 HR 1-2f 2-3 3-H	6	2	1	2	1	1	6
Dick Davis, R (1, 9) OBP: 0.417, SLG: 0.409 Luis Aguayo, R (7, 5) OBP: 0.333, SLG: 1.333		G4-6-3 1B		5-3	F9		BB		L4			SH3-4 1-2	HR 1-H 3-H	3 2	0 1	1 1	0 3	1 0	0 0	0 2
Len Matuszek, L (1, 5) Garry Maddox, R (7, PH) OBP: 0.259, SLG: 0.421 Ron Reed, R (7, 1) Sparky Lyle, L (8, 1) Ed Farmer, R (8, 1) Del Unser, L (12, PH) Sid Monge, S (12, 1) Warren Brusstar, R (12, 1)	G4-6-3 1-2f			L7		4-3	K			K		1B IBB	K	3 1 0 0 1 0 0 1	0 0 0 0 0 0 0 0	0 0 0 0 0 0 0 0	0 1 0 0 0 0 1 0	0 0 0 0 0 0 0 0	0 1 0 0 1 0 0 0	1 2 0 0 0 0 0 0
Bo Diaz, R (1, 2) OBP: 0.318, SLG: 0.500		1B BB		E5 BB BB E		6-3		6-3		K				5	1	1	1	1	1	0
Ivan De Jesus, R (1, 6) OBP: 0.345, SLG: 0.240		1-2 1B		E BB 1-2 BB		CS 1B		F9		FC6-4 1B		G6-4-3 1-2f		5	0	3	0	1	0	2
Manny Trillo, R (1, 4) OBP: 0.269, SLG: 0.292	F8			E 1-2 2-3 BB		CS 1-2	K	K		FC6-4 1-2f			BB SH3-4 FC6-4 1B	5	1	1	0	1	2	3
Larry Christenson, R (1, 1)			F9	E6 1-2 2-3 3-H			F8		E 1B		L9		SH3-4 1-2	2	0	0	0	0	0	2
George Vukovich, L (7, PH) (7, 9) OBP: 0.250, SLG: 0.250														3	0	1	0	0	0	0
Inning Stats	R: 0 E: 0 K: 0 S: 3 H: 1 LOB: 0 BB: 0 P: 3	R: 0 E: 0 K: 0 S: 4 H: 2 LOB: 2 BB: 1 P: 8	R: 0 E: 1 K: 1 S: 6 H: 1 LOB: 1 BB: 0 P: 6	R: 1 E: 2 K: 0 S: 5 H: 0 LOB: 3 BB: 2 P: 13	R: 0 E: 0 K: 0 S: 3 H: 0 LOB: 0 BB: 0 P: 3	R: 0 E: 0 K: 0 S: 3 H: 1 LOB: 0 BB: 0 P: 3	R: 2 E: 0 K: 2 S: 10 H: 3 LOB: 2 BB: 1 P: 14	R: 0 E: 0 K: 1 S: 5 H: 0 LOB: 0 BB: 0 P: 5	R: 0 E: 1 K: 0 S: 5 H: 1 LOB: 2 BB: 0 P: 5	R: 0 E: 0 K: 2 S: 8 H: 1 LOB: 1 BB: 0 P: 8	R: 0 E: 0 K: 0 S: 3 H: 0 LOB: 0 BB: 0 P: 3	R: 1 E: 0 K: 0 S: 3 H: 1 LOB: 1 BB: 2 P: 11	R: 4 E: 0 K: 1 S: 7 H: 2 LOB: 0 BB: 2 P: 15	1B: 10 2B: 1 3B: 1 HR: 1 SF: 0 SAC: 2 DP: 3 HBP: 0						

PITCHER		IP	WLS	BF	H	R	ER	SO	BB	IBB	HBP	BLK	WP	HR	S	P	ERA	WHIP
Pat Zachry, R ERA: 2.45	(1, 1)	6.2		31	8	3	2	2	4	0	0	0	0	0	31	47	2.70	1.800
Jesse Orosco, L ERA:	(7, 1)	1.1		4	0	0	0	2	0	0	0	0	0	0	8	8	0.00	0.000
Neil Allen, R ERA: 1.5	(9, 1)	2.0		9	2	0	0	2	0	0	0	0	0	0	13	13	0.00	1.000
Charlie Puleo, R ERA: 9.45	(11, 1)	3.0	L	15	3	5	5	1	2	2	0	0	0	1	13	29	15.00	1.667

PITCHER	IP	WLS	BF	H	R	ER	SO	BB	IBB	HBP	BLK	WP	HR	S	P	ERA	WHIP

TOP

Philadelphia Phillies @ New York Mets

Shea Stadium, Flushing, NY

Thu Apr 15 1982, 3:33 AM EST

Att. 14,634 - Unknown

livebaseballscorecards.com

AB	49
R	8
H	13
RBI	7
BB	8
SO	7
LOB	25

WP: 0 PB: 0 SB: 0 CS: 1 PA: 60

Batter	1	2	3	4	5	6	7	8	9	10	11	12	13	AB	R	H	RBI	BB	SO	LOB
Mookie Wilson, S (1, 8) OBP: 0.359, SLG: 0.500	K		K			HR		2-H 1B		BB L4-3		2-3 F9		5	1	2	2	1	2	2
Wally Backman, S (1, 4) Tom Veryzer, R (7, 4) Bob Bailor, R (8, PH) (9, 4) OBP: 0.333, SLG: 0.467 OBP: 1.000, SLG: 1.000 OBP: 0.350, SLG: 0.421	K		K			K		5-3		L4-3 1-2		FC6-4 1-2f		3 0 3	0 0 0	0 0 0	0 0 0	3 0 0	0 0 4	0 0 4
George Foster, R (1, 7) OBP: 0.395, SLG: 0.500	BB			6-3		F7			FC6-4 1B		K		F9	5	0	1	0	1	1	0
Dave Kingman, R (1, 3) OBP: 0.351, SLG: 0.452	K			F8			F8		FC6-4 1-3 1B 1-2f		5-3		1B	6	0	1	0	0	1	2
Joel Youngblood, R (1, 9) OBP: 0.286, SLG: 0.357		CS 1B		6-3			K		1-3 1-2 1B		K		K	6	0	2	0	0	3	1
John Stearns, R (1, 2) OBP: 0.300, SLG: 0.481		1-2 1B 2B			G6-4-3 1B		K		1-3 1-2 2-3			6-3 WP 2B	K	6	2	3	0	0	2	3
Hubie Brooks, R (1, 5) OBP: 0.382, SLG: 0.280		G6-4-3 2-H 1B			G6-4-3 1-2f			1-0 SH5-4 1B HBP	IBB			6-3 2-3		3	1	1	1	1	0	2
Ron Gardenhire, R (1, 6) OBP: 0.467, SLG: 0.500		G6-4-3 1-2f			4-3			SH5-4 1-2	4-3			F9 SH 3-H 1B		4	0	1	0	0	0	4
Pat Zachry, R (1, 1) Jesse Orosco, R (7, 1) Rusty Staub, L (8, PH) OBP: 0.250, SLG: 0.250 Neil Allen, R (9, 1) Gary Rajsich, L (10, PH) OBP: 0.167, SLG: 0.333 Charlie Puleo, R (11, 1)			1-3			K		F7			K	SH FC6-4 1-2		2 0 1 0 1 0	0 0 0 0 0 0	0 0 0 0 0 0	0 0 0 0 0 0	1 0 0 0 0 0	0 0 1 0 1 0	0 0 0 0 0 0
Inning Stats	R: 0 E: 0 K: 3 S: 9 H: 0 LOB: 1 BB: 1 P: 13	R: 1 E: 0 K: 0 S: 4 H: 3 LOB: 0 BB: 0 P: 4	R: 0 E: 0 K: 2 S: 7 H: 0 LOB: 0 BB: 0 P: 7	R: 0 E: 0 K: 0 S: 3 H: 0 LOB: 0 BB: 0 P: 3	R: 0 E: 0 K: 0 S: 3 H: 1 LOB: 0 BB: 0 P: 3	R: 1 E: 0 K: 2 S: 8 H: 1 LOB: 0 BB: 0 P: 8	R: 0 E: 0 K: 2 S: 7 H: 0 LOB: 0 BB: 0 P: 7	R: 1 E: 0 K: 0 S: 4 H: 1 LOB: 1 BB: 0 P: 5	R: 0 E: 0 K: 0 S: 5 H: 2 LOB: 3 BB: 1 P: 9	R: 0 E: 0 K: 1 S: 4 H: 0 LOB: 0 BB: 1 P: 8	R: 0 E: 0 K: 2 S: 7 H: 0 LOB: 0 BB: 0 P: 7	R: 1 E: 1 K: 0 S: 6 H: 2 LOB: 2 BB: 0 P: 6	R: 0 E: 0 K: 2 S: 8 H: 1 LOB: 1 BB: 0 P: 8	1B: 8 2B: 3 3B: 0 HR: 1 SF: 0 SAC: 2 DP: 3 HBP: 1						

PITCHER		IP	WLS	BF	H	R	ER	SO	BB	IBB	HBP	BLK	WP	HR	S	P	ERA	WHIP
Larry Christenson, R ERA: 2.63	(1, 1)	6.0		21	5	2	2	7	1	0	0	0	0	1	34	38	3.00	1.000
Ron Reed, R ERA: 1.42	(7, 1)	1.1		5	0	1	1	2	0	0	1	0	0	0	8	9	6.75	0.000
Sparky Lyle, L ERA: 27.0	(8, 1)	0.1		2	1	0	0	0	0	0	0	0	0	0	2	2	0.00	3.000
Ed Farmer, R ERA:	(8, 1)	3.1		13	2	0	0	3	1	1	0	0	0	0	17	25	0.00	0.900
Sid Monge, L ERA: 4.91	(12, 1)	0.2		5	2	1	1	0	0	0	0	0	1	0	5	5	13.50	3.000

PITCHER		IP	WLS	BF	H	R	ER	SO	BB	IBB	HBP	BLK	WP	HR	S	P	ERA	WHIP
Warren Brusstar, R ERA: 10.8	(12, 1)	1.1	W	5	1	0	0	2	0	0	0	0	0	0	9	9	0.00	0.750

BOTTOM

Philadelphia Phillies @ New York Mets

Shea Stadium, Flushing, NY

Thu Apr 15 1982, 3:33 AM EST

Att. 14,634 - Unknown

livebaseballscorecards.com

AB	45
R	4
H	11
RBI	3
BB	3
SO	14
LOB	19

WP: 1 PB: 0 SB: 0 CS: 1 PA: 51

Batter	1	2	3	4	5	6	7	8	9	AB	R	H	RBI	BB	SO	LOB
Pete Rose, S (1, 3) OBP: 0.200, SLG: 0.235	4-3		F8		P6		L9			4	0	0	0	0	0	3
Greg Gross, L (1, 8) OBP: 0.250, SLG: 0.200	L8		F8			3-1		G1		4	0	0	0	0	0	0
Gary Matthews, R (1, 7) OBP: 0.200, SLG: 0.265	L9		6-3			1B		F3		4	0	1	0	0	0	0
Dick Davis, R (1, 9) OBP: 0.357, SLG: 0.346		G3		6-3		F9		K		4	0	0	0	0	1	1
Len Matuszek, L (1, 5) OBP: 0.333, SLG: 0.300		E HBP		K		L8			K	2	1	0	0	0	1	1
Luis Aguayo, R (6, 5) OBP: 0.333, SLG: 1.333										0	0	0	0	0	0	0
George Vukovich, L (9, PH) OBP: 0.222, SLG: 0.222										1	0	0	0	0	1	0
Bo Diaz, R (1, 2) OBP: 0.308, SLG: 0.500		E7 1-H 1B 2B		F7			3-1		K	4	1	1	1	0	1	0
Ivan De Jesus, R (1, 6) OBP: 0.394, SLG: 0.345		BLK 1B 3-H	3-1 2B				1B 1B		6-3	4	0	3	1	0	0	0
Manny Trillo, R (1, 4) OBP: 0.276, SLG: 0.296		K 1-2	3-1 2-3				1-3 1B			3	0	1	0	0	1	2
Mike Krukow, R (1, 1)		K	F5				F3			1	0	0	0	0	1	1
Del Unser, L (5, PH)										1	0	0	0	0	0	1
Sid Monge, S (5, 1)										0	0	0	0	0	0	0
Garry Maddox, R (7, PH) OBP: 0.227, SLG: 0.400										1	0	0	0	0	0	2
Sparky Lyle, L (7, 1)										0	0	0	0	0	0	0
Inning Stats	R: 0 E: 0 K: 0 S: 3 H: 0 LOB: 0 BB: 0 P: 3	R: 2 E: 1 K: 2 S: 9 H: 2 LOB: 1 BB: 0 P: 10	R: 0 E: 0 K: 0 S: 3 H: 0 LOB: 0 BB: 0 P: 3	R: 0 E: 0 K: 1 S: 5 H: 0 LOB: 0 BB: 0 P: 5	R: 0 E: 0 K: 0 S: 4 H: 1 LOB: 1 BB: 0 P: 4	R: 0 E: 0 K: 0 S: 4 H: 1 LOB: 1 BB: 0 P: 4	R: 0 E: 0 K: 0 S: 5 H: 2 LOB: 2 BB: 0 P: 5	R: 0 E: 0 K: 1 S: 5 H: 0 LOB: 0 BB: 0 P: 5	R: 0 E: 0 K: 2 S: 7 H: 0 LOB: 0 BB: 0 P: 7	1B: 4 2B: 2 3B: 0 HR: 0 SF: 0 SAC: 0 DP: 0 HBP: 1						

PITCHER	IP	WLS	BF	H	R	ER	SO	BB	IBB	HBP	BLK	WP	HR	S	P	ERA	WHIP
Bob Forsch, R (1, 1) ERA: 3.22	7.0	W	28	6	2	2	3	0	0	1	1	0	0	33	34	2.57	0.857
Bruce Sutter, R (8, 1) ERA: 3.18	2.0	S	6	0	0	0	3	0	0	0	0	0	0	12	12	0.00	0.000

PITCHER	IP	WLS	BF	H	R	ER	SO	BB	IBB	HBP	BLK	WP	HR	S	P	ERA	WHIP

TOP

Philadelphia Phillies @ St. Louis Cardinals

Busch Stadium, St. Louis, MO

Fri Apr 16 1982, 6:05 PM CST
Att. 15,003 - Unknown

livebaseballscorecards.com

AB	33
R	2
H	6
RBI	2
BB	0
SO	6
LOB	11

Batter	1	2	3	4	5	6	7	8	9	AB	R	H	RBI	BB	SO	LOB
Lonnie Smith, R (1, 8) (6, 7) OBP: 0.396, SLG: 0.524	SF9 3B	F3		2-3 S 1B		P6		SSS K		5	1	2	0	0	1	3
Tom Herr, S (1, 4) OBP: 0.319, SLG: 0.405	SF9 3-H	1-3		1-2 4-3		4-3				3	0	0	1	0	0	4
Keith Hernandez, L (1, 3) OBP: 0.532, SLG: 0.568	3B 1B	4-3			BBB 4-0 S BB		2B			3	1	2	0	1	0	0
Darrell Porter, L (1, 2) OBP: 0.333, SLG: 0.553	1-H 3B	1B 2B			SSS 0-3 K 1-2		F7			4	1	2	1	0	1	2
George Hendrick, R (1, 9) OBP: 0.387, SLG: 0.654	G4-6-3 HBP	2-H 1B			P5		IBB			2	0	1	1	1	0	1
Dane Iorg, L (1, 7) OBP: 0.269, SLG: 0.261	G4-6-3 1-2f	1-3			P3		F8			2	0	0	0	0	0	3
David Green, R (5, PH) (6, 8) OBP: 0.333, SLG: 0.429										2	0	0	0	0	0	3
Julio Gonzalez, R (1, 5) OBP: 0.333, SLG: 0.500		FC3-6 1B		SSS K		F8	F9			4	0	1	0	0	1	2
Bruce Sutter, R (8, 1)										0	0	0	0	0	0	0
Ozzie Smith, S (1, 6) OBP: 0.375, SLG: 0.432		FC3-6 SH3-4 1-2f		5-3		1B 2B		SSS K		4	0	1	0	0	1	1
Bob Forsch, R (1, 1) OBP: 0.500, SLG: 0.700		SH3-4 1-2		1B 2B		2-3 1B		1-3		2	0	2	0	0	0	0
Mike Ramsey, S (8, 5) OBP: 0.364, SLG: 0.400										1	0	0	0	0	0	0
Inning Stats	R: 2 E: 0 K: 0 S: 5 H: 3 LOB: 1 BB: 0 P: 6	R: 0 E: 0 K: 0 S: 4 H: 1 LOB: 1 BB: 0 P: 4	R: 1 E: 0 K: 0 S: 5 H: 2 LOB: 1 BB: 0 P: 5	R: 0 E: 0 K: 1 S: 7 H: 2 LOB: 2 BB: 0 P: 7	R: 0 E: 0 K: 1 S: 5 H: 0 LOB: 1 BB: 1 P: 9	R: 0 E: 0 K: 0 S: 5 H: 2 LOB: 2 BB: 0 P: 5	R: 0 E: 0 K: 0 S: 4 H: 1 LOB: 2 BB: 1 P: 8	R: 0 E: 0 K: 2 S: 7 H: 0 LOB: 0 BB: 0 P: 7		1B: 5 2B: 4 3B: 2 HR: 0	SF: 1 SAC: 1 DP: 1 HBP: 1					

PITCHER		IP	WLS	BF	H	R	ER	SO	BB	IBB	HBP	BLK	WP	HR	S	P	ERA	WHIP
Mike Krukow, R ERA: 2.08	(1, 1)	4.0	L	20	8	3	3	1	0	0	1	0	0	0	21	22	6.75	2.000
Sid Monge, L ERA: 3.18	(5, 1)	2.0		9	2	0	0	1	1	0	0	0	0	0	10	14	0.00	1.500
Sparky Lyle, L ERA: 9.0	(7, 1)	2.0		8	1	0	0	2	0	1	0	0	0	0	11	15	0.00	0.500

PITCHER	IP	WLS	BF	H	R	ER	SO	BB	IBB	HBP	BLK	WP	HR	S	P	ERA	WHIP

BOTTOM

Philadelphia Phillies @ St. Louis Cardinals

Busch Stadium, St. Louis, MO

Fri Apr 16 1982, 6:05 PM CST

Att. 15,003 - Unknown

livebaseballscorecards.com

AB	32
R	3
H	11
RBI	3
BB	2
SO	4
LOB	19

1B: 5	SF: 1	WP: 0	PA: 37
2B: 4	SAC: 1	PB: 0	
3B: 2	DP: 1	SB: 2	
HR: 0	HBP: 1	CS: 0	

Batter	1	2	3	4	5	6	7	8	9	AB	R	H	RBI	BB	SO	LOB
Pete Rose, S (1, 3) OBP: 0.205, SLG: 0.237	4-3		1B			6-3			4-3	4	0	1	0	0	0	0
Ivan De Jesus, R (1, 6) OBP: 0.351, SLG: 0.303	K		F8			4-3			4-3	4	0	0	0	0	1	1
Gary Matthews, R (1, 7) OBP: 0.205, SLG: 0.289	F8			F8			2B		L9	4	0	1	0	0	0	0
Dick Davis, R (1, 9) OBP: 0.355, SLG: 0.414		3B		P4			5-3			3	0	1	0	0	0	1
Dave Roberts, R (1, 5) OBP: 0.286, SLG: 0.167		K		K			K			2	0	0	0	0	2	1
Len Matuszek, L (7, PH) OBP: 0.308, SLG: 0.273 (7, 5)										1	0	0	0	0	1	1
Garry Maddox, R (1, 8) OBP: 0.200, SLG: 0.348		1-3			5-3		F3			3	0	0	0	0	0	2
Bo Diaz, R (1, 2) OBP: 0.276, SLG: 0.444		K			K			5-3		3	0	0	0	0	2	1
Manny Trillo, R (1, 4) OBP: 0.250, SLG: 0.267			6-3		F8			K		3	0	0	0	0	1	0
Steve Carlton, L (1, 1)			5-3			P6		F8		1	0	0	0	0	0	0
Greg Gross, L (6, PH) OBP: 0.235, SLG: 0.188										1	0	0	0	0	0	0
Ron Reed, R (6, 1)										0	0	0	0	0	0	0
George Vukovich, L (8, PH) OBP: 0.200, SLG: 0.200										1	0	0	0	0	0	0
Warren Brusstar, R (8, 1)										0	0	0	0	0	0	0
Inning Stats	R: 0 E: 0 K: 1 S: 5 H: 0 LOB: 0 BB: 0 P: 5	R: 0 E: 0 K: 2 S: 8 H: 1 LOB: 1 BB: 0 P: 8	R: 0 E: 0 K: 0 S: 4 H: 1 LOB: 1 BB: 0 P: 4	R: 0 E: 0 K: 1 S: 5 H: 0 LOB: 0 BB: 0 P: 5	R: 0 E: 0 K: 1 S: 5 H: 0 LOB: 0 BB: 0 P: 5	R: 0 E: 0 K: 0 S: 3 H: 0 LOB: 0 BB: 0 P: 3	R: 0 E: 0 K: 1 S: 6 H: 1 LOB: 1 BB: 0 P: 6	R: 0 E: 0 K: 1 S: 5 H: 0 LOB: 0 BB: 0 P: 5	R: 0 E: 0 K: 0 S: 3 H: 0 LOB: 0 BB: 0 P: 3	1B: 1 2B: 1 3B: 1 HR: 0 SF: 0 SAC: 0 DP: 0 HBP: 0						

PITCHER	IP	WLS	BF	H	R	ER	SO	BB	IBB	HBP	BLK	WP	HR	S	P	ERA	WHIP
Joaquin Andujar, R (1, 1) ERA: 1.08	9.0	W	30	3	0	0	7	0	0	0	0	0	0	44	44	0.00	0.333

PITCHER	IP	WLS	BF	H	R	ER	SO	BB	IBB	HBP	BLK	WP	HR	S	P	ERA	WHIP

TOP

Philadelphia Phillies @ St. Louis Cardinals
Busch Stadium, St. Louis, MO
Sat Apr 17 1982, 3:33 AM CST
Att. 17,457 - Unknown

livebaseballscorecards.com

AB	30
R	0
H	3
RBI	0
BB	0
SO	7
LOB	7

PA: 30
WP: 0
PB: 0
SB: 0
CS: 0

Batter	1	2	3	4	5	6	7	8	9	AB	R	H	RBI	BB	SO	LOB
Lonnie Smith, R (1, 8) (6, 7) OBP: 0.404, SLG: 0.533	x 0-0 S SF9 2B	B B B 4-0 FC5-4 1-2 2-3 3-H BB		x 0-0 ② F8		x 0-0 ③ FC1-6 1-2f				3	1	1	1	1	0	1
Tom Herr, S (1, 4) OBP: 0.333, SLG: 0.400	B B B B 4-0 SF9 S S BB	x 0-0 ① FC5-4 1B 1-2f 2-3 3-H		S S S 0-3 ③ K			x 0-0 6-3 5-3 1B 1B			3	2	1	1	1	1	2
Keith Hernandez, L (1, 7) (6, 3) OBP: 0.510, SLG: 0.537	S S S 0-3 ① K 1-2 2-3	x 0-0 ② L6			x 0-0 G6-4-3 1B		x 0-0 ① 5-3 1-2			4	0	1	0	0	1	5
George Hendrick, R (1, 9) OBP: 0.371, SLG: 0.621 Tito Landrum, R (8, 9)	x 0-0 ② SF9 2-3 3-H	x 0-0 1B 1-3 3-H			x 0-0 ① ② G6-4-3 1-2f		x 0-0 ② 6-3 2-3			3	0	1	2	0	0	2
										0	0	0	0	0	0	0
Gene Tenace, R (1, 3) OBP: 0.667, SLG: 0.500 David Green, R (5, PR) OBP: 0.364, SLG: 0.455 (6, 8)	B B B B 4-0 S BB	x 0-0 ③ F7			x 0-0 FC6-4 1B		x 0-0 3-H 1B			2	0	1	0	1	0	2
										1	0	1	1	0	0	0
Julio Gonzalez, R (1, 5) OBP: 0.273, SLG: 0.409	S S S 0-3 ③ K 1-2 3-H		x 0-0 ① F7		x 0-0 ③ FC6-4 1-2f		x 0-0 ③ 5-3			4	0	0	0	0	1	3
Darrell Porter, L (1, 2) OBP: 0.326, SLG: 0.524		x 0-0 1B 1B BB 1B	S S S 0-3 ② K			S S S 0-3 ① K		x 0-0 ① 1-3		4	1	1	0	0	2	0
Ozzie Smith, S (1, 6) OBP: 0.364, SLG: 0.415		x 0-0 BB 1B 1-2 FC5-4 1B	x 0-0 ③ 5-3			x 0-0 ② 6-3		x 0-0 ② 4-3		4	1	1	0	0	0	0
Joaquin Andujar, S (1, 1) OBP: 0.273, SLG: 0.273		x 0-0 FC5-4 BB 1B 1-2 2-3 1B		x 0-0 ① P4		x 0-0 FC1-6 1B		S S S 0-3 ③ K		4	1	2	0	0	1	0
Inning Stats	R: 2 E: 0 K: 2 S: 8 H: 1 LOB: 1 BB: 2 P: 16	R: 3 E: 0 K: 0 S: 7 H: 4 LOB: 2 BB: 1 P: 11	R: 0 E: 0 K: 1 S: 5 H: 0 LOB: 0 BB: 0 P: 5	R: 0 E: 0 K: 1 S: 5 H: 0 LOB: 0 BB: 0 P: 5	R: 0 E: 0 K: 0 S: 4 H: 2 LOB: 1 BB: 0 P: 4	R: 0 E: 0 K: 1 S: 6 H: 1 LOB: 1 BB: 0 P: 6	R: 1 E: 0 K: 0 S: 5 H: 2 LOB: 1 BB: 0 P: 5	R: 0 E: 0 K: 1 S: 5 H: 0 LOB: 0 BB: 0 P: 5		1B: 9 2B: 1 3B: 0 HR: 0 SF: 1 SAC: 0 DP: 1 HBP: 0						

PITCHER		IP	WLS	BF	H	R	ER	SO	BB	IBB	HBP	BLK	WP	HR	S	P	ERA	WHIP
Steve Carlton, L ERA: 8.15	(1, 1)	5.0	L	24	7	5	5	4	3	0	0	0	0	0	29	41	9.00	2.000
Ron Reed, R ERA: 2.16	(6, 1)	2.0		9	3	1	1	1	0	0	0	0	0	0	11	11	4.50	1.500
Warren Brusstar, R ERA: 8.31	(8, 1)	1.0		3	0	0	0	1	0	0	0	0	0	0	5	5	0.00	0.000

PITCHER	IP	WLS	BF	H	R	ER	SO	BB	IBB	HBP	BLK	WP	HR	S	P	ERA	WHIP

BOTTOM

Philadelphia Phillies @ St. Louis Cardinals
Busch Stadium, St. Louis, MO
Sat Apr 17 1982, 3:33 AM CST
Att. 17,457 - Unknown

livebaseballscorecards.com

AB	32
R	6
H	10
RBI	5
BB	3
SO	6
LOB	15

WP: 0 PB: 0 SB: 4 CS: 0 PA: 36

Batter	1	2	3	4	5	6	7	8	9	10	11	AB	R	H	RBI	BB	SO	LOB
Pete Rose, S (1, 3) OBP: 0.250, SLG: 0.286	4-3		FC6-4 1B		1-H 2B		1-2 BB		K		SH1-4 1-2	4	0	2	1	1	1	2
Ivan De Jesus, R (1, 6) OBP: 0.372, SLG: 0.324	S BLK 1B BB		F7		5-3		FC5 2-3f		1-3 3-H 2B		BB	4	1	1	1	2	0	4
Gary Matthews, R (1, 7) OBP: 0.222, SLG: 0.279	L5 1-3		FC6-4 1-2f			F7		G1-6-3 1B	G4-6-3 IBB		K	5	0	1	0	1	1	4
Dick Davis, R (1, 9) Sid Monge, S (9, 1) Ron Reed, R (9, 1) Ozzie Virgil, R (11, PH) Warren Brusstar, R (11, 1)	3-H 1B			F9		L3 1B		G1-6-3 1-2f	G4-6-3 1-2f		F8	5 0 0 1 0	0 0 0 0 0	2 0 0 0 0	1 0 0 0 0	0 0 0 0 0	0 0 0 0 0	4 0 0 2 0
Len Matuszek, L (1, 5) OBP: 0.294, SLG: 0.267 Bob Dernier, R (8, PR) Dave Roberts, R (8, 5) OBP: 0.250, SLG: 0.143	G3			L6		L3 1-2		1B		F3		4 0 1	0 0 0	1 0 0	0 0 0	0 0 0	0 0 0	2 0 0
Garry Maddox, R (1, 8) OBP: 0.200, SLG: 0.296		4-3		1-3			K	5-3		BB	1-3 BB	4	0	0	0	1	1	1
Bo Diaz, R (1, 2) OBP: 0.294, SLG: 0.531		6-3	6-3				HR		SH 1B 1B	1-2	1-3	5	2	2	1	0	0	1
Manny Trillo, R (1, 4) OBP: 0.250, SLG: 0.265		6-3		F8			FC5 BB 1B		1-3 SH 1B 2B		5-3	4	1	1	0	0	0	1
Dick Ruthven, R (1, 1) OBP: 0.400, SLG: 0.400 Ed Farmer, R (7, 1) Sparky Lyle, L (7, 1) Greg Gross, L (9, PH) OBP: 0.316, SLG: 0.278 (9, 9)			4-3	2B 1B			K		2B 2-3 3-H 1B		SH1-4 1B	3 0 0 2	1 0 0 0	1 0 0 2	0 0 0 1	0 0 0 0	1 0 0 0	1 0 0 0
Inning Stats	R: 1 E: 0 K: 0 S: 4 H: 1 LOB: 1 BB: 1 P: 8	R: 0 E: 0 K: 0 S: 3 H: 0 LOB: 0 BB: 0 P: 3	R: 0 E: 0 K: 0 S: 4 H: 1 LOB: 1 BB: 0 P: 4	R: 0 E: 0 K: 0 S: 3 H: 0 LOB: 0 BB: 0 P: 3	R: 1 E: 0 K: 0 S: 5 H: 2 LOB: 1 BB: 0 P: 5	R: 0 E: 0 K: 0 S: 3 H: 1 LOB: 0 BB: 0 P: 3	R: 1 E: 0 K: 2 S: 9 H: 2 LOB: 2 BB: 1 P: 13	R: 0 E: 0 K: 0 S: 4 H: 2 LOB: 1 BB: 0 P: 4	R: 2 E: 1 K: 1 S: 8 H: 3 LOB: 2 BB: 1 P: 12	R: 0 E: 0 K: 0 S: 3 H: 0 LOB: 1 BB: 1 P: 7	R: 0 E: 0 K: 1 S: 6 H: 1 LOB: 2 BB: 1 P: 10	1B: 10 2B: 3 3B: 0 HR: 1	SF: 0 SAC: 2 DP: 3 HBP: 0	WP: 0 PB: 0 SB: 1 CS: 0	PA: 49			

PITCHER		IP	WLS	BF	H	R	ER	SO	BB	IBB	HBP	BLK	WP	HR	S	P	ERA	WHIP
Andy Rincon, R ERA: 2.5	(1, 1)	7.0		29	7	3	3	2	2	0	0	1	0	1	31	39	3.86	1.286
Bruce Sutter, R ERA: 3.86	(8, 1)	1.1		9	5	2	1	1	0	0	0	0	0	0	11	11	6.75	3.750
Doug Bair, R ERA: 1.59	(9, 1)	1.2		6	0	0	0	0	1	1	0	0	0	0	4	12	0.00	0.600
Dave LaPoint, L ERA:	(11, 1)	1.0	W	5	1	0	0	1	1	0	0	0	0	0	6	10	0.00	2.000

PITCHER	IP	WLS	BF	H	R	ER	SO	BB	IBB	HBP	BLK	WP	HR	S	P	ERA	WHIP

TOP

Philadelphia Phillies @ St. Louis Cardinals

Busch Stadium, St. Louis, MO

Sun Apr 18 1982, 3:33 AM CST

Att. 25,222 - Unknown

livebaseballscorecards.com

AB	42
R	5
H	13
RBI	5
BB	5
SO	4
LOB	22

Batter	1	2	3	4	5	6	7	8	9	10	11	AB	R	H	RBI	BB	SO	LOB
Lonnie Smith, R (1, 8) OBP: 0.431, SLG: 0.569 (8, 7)	PB G3 SF8-4-6 1B		S 1B		F9 ①		1B 2B		5-3 ①	1B		6	2	4	0	0	0	0
Tom Herr, S (1, 4) OBP: 0.316, SLG: 0.360	G3 ① 1-2		F7 ① 1-2		4-3 ②	BBBB 4-0 F8 1B BB			E5 BB 1B	F8 ③		5	1	0	0	1	0	3
Dave LaPoint, L (11, 1)												0	0	0	0	0	0	0
Keith Hernandez, L (1, 3) OBP: 0.526, SLG: 0.523	BBBB 4-0 SF8-4-6 2-3 BB		F7 ②		6-3 ③		1-2 2-H 1B		BBBB 4-0 1B 1B 1-2 BB		BBBB 4-0 SH3-4 1B BB	3	2	1	1	3	0	1
Darrell Porter, L (1, 2) OBP: 0.320, SLG: 0.500	SF8-4-6 ②③ 1-2 3-H	BBBB 4-0 FC6-4 BB				3-1 ①	F8 ② 2-3		F7 ②		SH3-4 ① 1-2	2	0	0	1	1	0	2
Gene Tenace, R (9, PH) OBP: 0.667, SLG: 0.500												0	0	0	0	0	0	0
Orlando Sanchez, L (9, PH) (10, 2)												1	0	0	0	0	0	2
George Hendrick, R (1, 9) OBP: 0.366, SLG: 0.559		F9 ①	FC6-4 ③ 1-2f			SSS 0-3 K ②	1-3 ③		1B 1-3 2-H 1B		IIII 4-0 1B IBB	5	0	1	1	1	1	4
Dane Iorg, L (1, 7) OBP: 0.345, SLG: 0.333		BBBB 4-0 E BB		0-0 1B 2B		BBBB 4-0 3B BB		0-0 6-3 ①	0-0 1-2 3-H 1B		0-0 1-2 2-H 1B	1	1	1	0	2	0	0
David Green, R (8, 8) OBP: 0.400, SLG: 0.480												3	0	2	2	0	0	0
Julio Gonzalez, R (1, 5) OBP: 0.296, SLG: 0.481		F8 ②		G6-3 2-3 1B		1-H 3B		F8 ②	3-1 ③			5	0	2	1	0	0	3
Ozzie Smith, S (1, 6) OBP: 0.327, SLG: 0.370	E5 1-2			G6-3 ①② 1-2f		6-3 ③		E5		F9 ①		5	0	0	0	0	0	4
Andy Rincon, R (1, 1)	SSS 0-3 K ③			SSS 0-3 K ③			SSS 0-3 K ①	0-0 F9 ③		0-0 3-1 ②		2	0	0	0	0	2	3
Steve Braun, L (7, PH) OBP: 0.375, SLG: 0.308												1	0	0	0	0	1	0
Bruce Sutter, R (8, 1)												1	0	0	0	0	0	1
Doug Bair, R (9, 1)												0	0	0	0	0	0	0
Mike Ramsey, S (10, PH) OBP: 0.333, SLG: 0.364 (11, 4)												1	0	0	0	0	0	0
Inning Stats	R: 1 E: 0 K: 0 S: 3 H: 1 LOB: 0 BB: 1 P: 7	R: 0 E: 1 K: 1 S: 6 H: 0 LOB: 2 BB: 1 P: 10	R: 0 E: 0 K: 0 S: 4 H: 1 LOB: 2 BB: 1 P: 8	R: 0 E: 0 K: 1 S: 6 H: 2 LOB: 1 BB: 0 P: 6	R: 0 E: 0 K: 0 S: 3 H: 0 LOB: 0 BB: 0 P: 3	R: 1 E: 0 K: 1 S: 6 H: 1 LOB: 1 BB: 1 P: 10	R: 1 E: 0 K: 1 S: 7 H: 2 LOB: 2 BB: 1 P: 11	R: 0 E: 1 K: 0 S: 4 H: 0 LOB: 1 BB: 0 P: 4	R: 2 E: 1 K: 0 S: 6 H: 2 LOB: 2 BB: 1 P: 10	R: 0 E: 0 K: 0 S: 4 H: 1 LOB: 1 BB: 0 P: 4	R: 1 E: 0 K: 0 S: 2 H: 1 LOB: 2 BB: 2 P: 10	1B: 8 2B: 3 3B: 1 HR: 0	SF: 1 SAC: 1 DP: 2 HBP: 0					

PITCHER		IP	WLS	BF	H	R	ER	SO	BB	IBB	HBP	BLK	WP	HR	S	P	ERA	WHIP
Dick Ruthven, R ERA: 4.6	(1, 1)	6.0		26	5	2	1	3	4	0	0	0	0	0	28	44	1.50	1.500
Ed Farmer, R ERA: 1.5	(7, 1)	0.1		3	1	1	1	1	1	0	0	0	0	0	4	8	27.00	6.000
Sparky Lyle, L ERA: 5.79	(7, 1)	1.2		7	1	0	0	0	0	0	0	0	0	0	7	7	0.00	0.600
Sid Monge, L ERA: 3.0	(9, 1)	0.1		3	0	2	0	0	1	0	0	0	0	0	2	6	0.00	3.000
Ron Reed, R ERA: 1.8	(9, 1)	1.2		8	3	0	0	0	0	0	0	0	0	0	8	8	0.00	1.800

PITCHER		IP	WLS	BF	H	R	ER	SO	BB	IBB	HBP	BLK	WP	HR	S	P	ERA	WHIP
Warren Brusstar, R ERA: 9.64	(11, 1)	0.1	L	4	1	1	1	0	1	1	0	0	0	0	2	10	27.00	6.000

BOTTOM

Philadelphia Phillies @ St. Louis Cardinals

Busch Stadium, St. Louis, MO

Sun Apr 18 1982, 3:33 AM CST

Att. 25,222 - Unknown

livebaseballscorecards.com

AB	41
R	6
H	11
RBI	6
BB	8
SO	4
LOB	23

1B: 8	SF: 1	WP: 0	PA: 51
2B: 3	SAC: 1	PB: 1	
3B: 1	DP: 2	SB: 1	
HR: 0	HBP: 0	CS: 0	

Batter	1	2	3	4	5	6	7	8	9	AB	R	H	RBI	BB	SO	LOB
Pete Rose, S (1, 3) OBP: 0.250, SLG: 0.326	0-0 1B 3B	0-0 G3 ③			0-0 4-3 ③			0-0 L1 ①		4	1	1	0	0	0	0
Ivan De Jesus, R (1, 6) OBP: 0.340, SLG: 0.293	0-0 F9 ①		0-0 F8 ①			0-0 F9 ①		0-0 F7 ②		4	0	0	0	0	0	1
Gary Matthews, R (1, 7) OBP: 0.245, SLG: 0.298	0-0 1B S 1B 3-H 1B		S S S 0-3 K ②			0-0 4-3 ②		0-0 1B		4	1	2	1	0	1	0
George Vukovich, L (1, 9) OBP: 0.214, SLG: 0.214	0-0 1B 1-3 1B		S S S 0-3 K ③			0-0 F9 ③		0-0 L9 ③		4	0	1	0	0	1	1
Len Matuszek, L (1, 5) OBP: 0.250, SLG: 0.222 Luis Aguayo, R (7, 5) OBP: 0.250, SLG: 1.000	S S S 0-3 K ②			S S S 0-3 K ①			0-0 4-3 ①		S S S 0-3 K ①	3 1	0 0	0 0	0 0	0 0	2 1	2 0
Bo Diaz, R (1, 2) OBP: 0.316, SLG: 0.556	0-0 FC6-4 1-3 3-H 1B			S S S 0-3 K ②			0-0 F9 2B		0-0 L7 ②	4	0	2	1	0	1	0
Bob Dernier, R (1, 8)	0-0 FC6-4 ③ 1-2f			0-0 1-3 ③			0-0 F9 ② 2-3		0-0 6-3 ③	4	0	0	0	0	0	3
Manny Trillo, R (1, 4) OBP: 0.256, SLG: 0.250		0-0 F9 ①			0-0 F8 ①		4-0 IBB			2	0	0	0	1	0	0
Larry Christenson, R (1, 1) Ed Farmer, R (9, 1)		S S S 0-3 K ②			0-0 5-3 ②		S S S 0-3 K ③			3 0	0 0	0 0	0 0	0 0	2 0	2 0
Inning Stats	R: 2 E: 0 K: 1 S: 9 H: 4 LOB: 2 BB: 0 P: 9	R: 0 E: 0 K: 1 S: 5 H: 0 LOB: 0 BB: 0 P: 5	R: 0 E: 0 K: 2 S: 7 H: 0 LOB: 0 BB: 0 P: 7	R: 0 E: 0 K: 2 S: 7 H: 0 LOB: 0 BB: 0 P: 7	R: 0 E: 0 K: 0 S: 3 H: 0 LOB: 0 BB: 0 P: 3	R: 0 E: 0 K: 0 S: 3 H: 0 LOB: 0 BB: 0 P: 3	R: 0 E: 0 K: 1 S: 6 H: 1 LOB: 2 BB: 1 P: 10	R: 0 E: 0 K: 0 S: 4 H: 1 LOB: 1 BB: 0 P: 4	R: 0 E: 0 K: 1 S: 5 H: 0 LOB: 0 BB: 0 P: 5	1B: 4 2B: 1 3B: 1 HR: 0	SF: 0 SAC: 0 DP: 0 HBP: 0						

PITCHER		IP	WLS	BF	H	R	ER	SO	BB	IBB	HBP	BLK	WP	HR	S	P	ERA	WHIP
Scott Sanderson, R ERA: 1.2	(1, 1)	9.0	L	34	6	2	2	8	0	1	0	0	0	0	49	53	2.00	0.667

PITCHER	IP	WLS	BF	H	R	ER	SO	BB	IBB	HBP	BLK	WP	HR	S	P	ERA	WHIP

Philadelphia Phillies @ Montreal Expos

Olympic Stadium, Montreal, QB

Mon Apr 19 1982, 3:33 AM EST

Att. 10,102 - Unknown

TOP

livebaseballscorecards.com

AB	33
R	2
H	6
RBI	2
BB	1
SO	8
LOB	9

WP: 0 PB: 0 SB: 1 CS: 0 PA: 34

Batter	1	2	3	4	5	6	7	8	9	AB	R	H	RBI	BB	SO	LOB
Tim Raines, S (1, 7) OBP: 0.300, SLG: 0.324	6-3		F8			F8			2B	3	0	0	0	0	0	1
Rowland Office, L (8, 7) OBP: 0.500, SLG: 1.000										1	0	1	0	0	0	0
Rodney Scott, S (1, 4) OBP: 0.294, SLG: 0.250	1B			1-3		4-3			F8	3	0	1	0	0	0	1
Jerry White, S (9, PH) OBP: 0.333, SLG: 1.000										1	0	0	0	0	0	1
Andre Dawson, R (1, 8) OBP: 0.256, SLG: 0.361	K			5-3			5-3		P4	4	0	0	0	0	1	2
Al Oliver, L (1, 3) OBP: 0.324, SLG: 0.438	1-3			F8			K			3	0	0	0	0	1	1
Gary Carter, R (1, 2) OBP: 0.378, SLG: 0.563		P6			6-3		6-3			3	0	0	0	0	0	0
Warren Cromartie, L (1, 9) OBP: 0.378, SLG: 0.559		G3-6-3 1B			K			4-3		3	0	1	0	0	1	0
Brad Mills, L (1, 5) OBP: 0.286, SLG: 0.286		G3-6-3 1-2f			K			P5		3	0	0	0	0	1	1
Chris Speier, R (1, 6) OBP: 0.152, SLG: 0.172			F9			P3		4-3		2	0	0	0	0	0	0
Terry Francona, L (8, PH)										1	0	0	0	0	0	0
Frank Taveras, R (9, 6)										0	0	0	0	0	0	0
Scott Sanderson, R (1, 1) OBP: 0.500, SLG: 0.333			F9			BB			F7	1	0	0	0	1	0	0
Wallace Johnson, S (9, PH) OBP: 0.333, SLG: 0.364										1	0	0	0	0	0	0
Inning Stats	R: 0 E: 0 K: 1 S: 6 H: 1 LOB: 1 BB: 0 P: 6	R: 0 E: 0 K: 0 S: 3 H: 1 LOB: 0 BB: 0 P: 3	R: 0 E: 0 K: 0 S: 3 H: 0 LOB: 0 BB: 0 P: 3	R: 0 E: 0 K: 0 S: 3 H: 0 LOB: 0 BB: 0 P: 3	R: 0 E: 0 K: 2 S: 7 H: 0 LOB: 0 BB: 0 P: 7	R: 0 E: 0 K: 0 S: 3 H: 0 LOB: 1 BB: 1 P: 7	R: 0 E: 0 K: 1 S: 5 H: 0 LOB: 0 BB: 0 P: 5	R: 0 E: 0 K: 0 S: 3 H: 0 LOB: 0 BB: 0 P: 3	R: 0 E: 0 K: 0 S: 4 H: 1 LOB: 1 BB: 0 P: 4	1B: 2 2B: 1 3B: 0 HR: 0 SF: 0 SAC: 0 DP: 1 HBP: 0						

PITCHER	IP	WLS	BF	H	R	ER	SO	BB	IBB	HBP	BLK	WP	HR	S	P	ERA	WHIP
Larry Christenson, R (1, 1) ERA: 1.64	8.1	W	28	3	0	0	4	1	0	0	0	0	0	35	39	0.00	0.480
Ed Farmer, R (9, 1) ERA: 1.35	0.2	S	2	0	0	0	0	0	0	0	0	0	0	2	2	0.00	0.000

PITCHER	IP	WLS	BF	H	R	ER	SO	BB	IBB	HBP	BLK	WP	HR	S	P	ERA	WHIP

BOTTOM

Philadelphia Phillies @ Montreal Expos

Olympic Stadium, Montreal, QB

Mon Apr 19 1982, 3:33 AM EST

Att. 10,102 - Unknown

livebaseballscorecards.com

AB	29
R	0
H	3
RBI	0
BB	1
SO	4
LOB	7

PA: 30

WP: 0
PB: 0
SB: 0
CS: 0

Batter	1	2	3	4	5	6	7	8	9	AB	R	H	RBI	BB	SO	LOB
Pete Rose, S (1, 3) OBP: 0.283, SLG: 0.340	WP 5-3 5-3 1B		K		6-3		1B 1-2 2-3		1B BB	4	1	2	0	1	1	1
Ivan De Jesus, R (1, 6) OBP: 0.340, SLG: 0.279 Greg Gross, L (7, PH) OBP: 0.350, SLG: 0.316 Luis Aguayo, R (7, 6) OBP: 0.250, SLG: 1.000 Garry Maddox, R (9, PH) OBP: 0.226, SLG: 0.321	5-3 1-2		1B 1-2 BB		K		1B 1-2 2-3 3-H		1B 1-2	2 1 0 1	0 0 0 0	0 1 0 1	0 1 0 0	1 1 0 0	1 0 0 0	1 0 0 0
Gary Matthews, R (1, 7) OBP: 0.259, SLG: 0.308	5-3 2-H		1B 1-2 2-3			4-3 S 1B	K		K	5	0	2	1	0	2	5
George Vukovich, L (1, 9) OBP: 0.167, SLG: 0.167 Ron Reed, R (7, 1) Dick Davis, R (9, PH) OBP: 0.351, SLG: 0.400	1-3		5-3			4-3 1-3	1-3		K	4 0 1	0 0 0	0 0 0	0 0 0	0 0 1	0 0 2	7 0 2
Len Matuszek, L (1, 5) OBP: 0.208, SLG: 0.182 Dave Roberts, R (8, 5) OBP: 0.250, SLG: 0.143		F7		K		F2		1-3		4 0	0 0	0 0	0 0	1 0	1 0	1 0
Bo Diaz, R (1, 2) OBP: 0.286, SLG: 0.500		F7		6-3		L7		F2		4	0	0	0	0	0	1
Bob Dernier, R (1, 8) OBP: 0.200, SLG: 0.200		6-3		S 1B			P5	1B		4	0	2	0	0	0	0
Manny Trillo, R (1, 4) OBP: 0.256, SLG: 0.250			K	5-3 1-2			1B BB 1B	F8		4	1	1	0	0	1	2
Steve Carlton, L (1, 1) OBP: 0.143, SLG: 0.143 Del Unser, L (7, PH) (7, 9)			1B BB		K		1B 1B 1-2 BB		F2	2 1	0 0	1 0	0 0	0 1	1 0	0 0
Inning Stats	R: 1 E: 0 K: 0 S: 4 H: 1 LOB: 0 BB: 0 P: 4	R: 0 E: 0 K: 0 S: 3 H: 0 LOB: 0 BB: 0 P: 3	R: 0 E: 0 K: 2 S: 9 H: 2 LOB: 3 BB: 1 P: 13	R: 0 E: 0 K: 1 S: 6 H: 1 LOB: 1 BB: 0 P: 6	R: 0 E: 0 K: 2 S: 7 H: 0 LOB: 0 BB: 0 P: 7	R: 0 E: 0 K: 0 S: 4 H: 1 LOB: 1 BB: 0 P: 4	R: 1 E: 0 K: 1 S: 8 H: 3 LOB: 3 BB: 1 P: 12	R: 0 E: 0 K: 0 S: 4 H: 1 LOB: 1 BB: 0 P: 4	R: 0 E: 0 K: 2 S: 8 H: 1 LOB: 2 BB: 1 P: 12	1B: 10 2B: 0 3B: 0 HR: 0 SF: 0 SAC: 0 DP: 0 HBP: 0						

PITCHER		IP	WLS	BF	H	R	ER	SO	BB	IBB	HBP	BLK	WP	HR	S	P	ERA	WHIP
Steve Rogers, R ERA: 1.73	(1, 1)	8.1	W	38	10	2	2	6	3	0	0	0	1	0	47	59	2.16	1.560
Jeff Reardon, R ERA:	(9, 1)	0.2	S	2	0	0	0	2	0	0	0	0	0	0	6	6	0.00	0.000

PITCHER	IP	WLS	BF	H	R	ER	SO	BB	IBB	HBP	BLK	WP	HR	S	P	ERA	WHIP

TOP

Philadelphia Phillies @ Montreal Expos

Olympic Stadium, Montreal, QB

Wed Apr 21 1982, 3:33 AM EST

Att. 6,448 - Unknown

livebaseballscorecards.com

AB	37
R	2
H	10
RBI	2
BB	3
SO	8
LOB	20

WP: 1 PB: 0 SB: 2 CS: 0 PA: 40

BOTTOM

Philadelphia Phillies @ Montreal Expos

Olympic Stadium, Montreal, QB

Wed Apr 21 1982, 3:33 AM EST

Att. 6,448 - Unknown

Batter	1	2	3	4	5	6	7	8	9	AB	R	H	RBI	BB	SO	LOB
Rodney Scott, S (1, 4) OBP: 0.238, SLG: 0.200	1-3	4-3			FC1-6-4 S 1-2f	F8				4	0	0	0	0	0	5
Jerry White, S (1, 7) OBP: 0.300, SLG: 0.700	BLK 1B		K		K 1-2		P6			4	0	1	0	0	2	1
Andre Dawson, R (1, 8) OBP: 0.302, SLG: 0.410	K 1-2		G4-6-3 1B			BB 1B SF9 E	FC5-4 WP 2B			3	2	2	0	1	1	1
Al Oliver, L (1, 3) OBP: 0.317, SLG: 0.400 Terry Francona, L (8, 3)	F7		G4-6-3 1-2f			E3 1B 2B 1-2	FC5-4 IBB			3 0	1 0	0 0	0 0	1 0	0 0	3 0
Gary Carter, R (1, 2) OBP: 0.390, SLG: 0.583		1B 2B		F7		2B 6-3 1B 1-2 2-3	FC5-4 WP S 1-2f 2-3			4	2	2	0	0	0	2
Warren Cromartie, L (1, 9) OBP: 0.366, SLG: 0.528		BB E 1B		1-3		SF9 3-H	F8 1-3 3-H			2	0	0	1	1	0	1
Tim Wallach, R (1, 5) OBP: 0.250, SLG: 0.267		K		F9		6-3 1-3 2-H 2B	5-3			4	0	1	1	0	1	2
Frank Taveras, R (1, 6)		K			1-3	6-3 2-3 3-H	K			4	0	0	1	0	2	3
Steve Rogers, R (1, 1) OBP: 0.300, SLG: 0.125 Jeff Reardon, R (9, 1) OBP: 0.500, SLG: 1.000	E8 1-3 2-H 1B				BB FC1-6-4	BB				2 0	0 0	1 0	1 0	2 0	1 0	0 0
Inning Stats	R: 0 E: 0 K: 1 S: 6 H: 1 LOB: 1 BB: 0 P: 6	R: 1 E: 1 K: 2 S: 9 H: 2 LOB: 2 BB: 1 P: 13	R: 0 E: 0 K: 1 S: 5 H: 1 LOB: 0 BB: 0 P: 5	R: 0 E: 0 K: 0 S: 3 H: 0 LOB: 0 BB: 0 P: 3	R: 0 E: 0 K: 1 S: 5 H: 0 LOB: 1 BB: 1 P: 9	R: 3 E: 1 K: 0 S: 6 H: 2 LOB: 2 BB: 2 P: 14	R: 1 E: 0 K: 0 S: 4 H: 1 LOB: 1 BB: 1 P: 8	R: 0 E: 0 K: 2 S: 7 H: 0 LOB: 0 BB: 0 P: 7		1B: 4 2B: 3 3B: 0 HR: 0	SF: 1 SAC: 0 DP: 1 HBP: 0					

	AB	30
	R	5
	H	7
	RBI	4
	BB	5
	SO	7
	LOB	18

WP: 1 PB: 0 SB: 2 CS: 0 PA: 36

livebaseballscorecards.com

PITCHER		IP	WLS	BF	H	R	ER	SO	BB	IBB	HBP	BLK	WP	HR	S	P	ERA	WHIP
Steve Carlton, L ERA: 6.85	(1, 1)	6.0	L	28	6	4	2	5	4	0	0	1	0	0	34	50	3.00	1.667
Ron Reed, R ERA: 2.25	(7, 1)	2.0		8	1	1	1	2	0	1	0	0	1	0	11	15	4.50	0.500

PITCHER	IP	WLS	BF	H	R	ER	SO	BB	IBB	HBP	BLK	WP	HR	S	P	ERA	WHIP

Batter	1	2	3	4	5	6	7	8	9	AB	R	H	RBI	BB	SO	LOB
Lonnie Smith, R (1, 8) (6, 7) OBP: 0.438, SLG: 0.565	4-3		BB	HBP		1B E 1B		G3		3	1	1	0	1	0	0
Tom Herr, S (1, 4) OBP: 0.347, SLG: 0.422	F4		K	3-1		E7		4-3		5	1	1	1	0	1	5
Keith Hernandez, L (1, 3) OBP: 0.514, SLG: 0.500	K			WP BB 1B BB	6-3			4-3		4	1	1	1	1	1	0
Darrell Porter, L (1, 2) OBP: 0.333, SLG: 0.471 Doug Bair, R (9, 1)		F9		1B 1B BB	F8		HR		6-3	4	2	1	0	1	0	0
										0	0	0	0	0	0	0
George Hendrick, R (1, 9) OBP: 0.370, SLG: 0.565 Tito Landrum, R (8, 9)		4-3		1B 1B 1B	1B		HR		F9	4	2	3	3	0	0	0
										1	0	0	0	0	0	0
Dane Iorg, L (1, 7) OBP: 0.333, SLG: 0.323 David Green, R (6, 8) OBP: 0.406, SLG: 0.469	K			SH2-4 1B 1B	F7		5-3		K	3	0	1	1	0	1	1
										2	0	0	0	0	1	0
Ken Oberkfell, L (1, 5) Mike Ramsey, S (8, 5) OBP: 0.333, SLG: 0.364			1B F6 BB	K		K	4-3			3	0	0	0	1	2	2
										0	0	0	0	0	0	0
Ozzie Smith, S (1, 6) OBP: 0.344, SLG: 0.448			WP S 1B	SH2-4 1B		6-3		HR		4	1	3	2	0	0	0
Bob Forsch, R (1, 1) OBP: 0.462, SLG: 0.615 Gene Tenace, R (9, 2) OBP: 0.714, SLG: 1.333			F6 3-H	SH2-4		1B 1B	6-3			3	1	1	0	0	0	2
										0	0	0	0	0	0	0
Inning Stats	R: 0 E: 0 K: 1 S: 5 / H: 0 LOB: 0 BB: 0 P: 5	R: 0 E: 0 K: 1 S: 5 / H: 0 LOB: 0 BB: 0 P: 5	R: 0 E: 0 K: 1 S: 5 / H: 1 LOB: 2 BB: 2 P: 13	R: 3 E: 0 K: 1 S: 8 / H: 3 LOB: 3 BB: 2 P: 17	R: 0 E: 0 K: 0 S: 4 / H: 1 LOB: 1 BB: 0 P: 4	R: 3 E: 1 K: 1 S: 8 / H: 4 LOB: 1 BB: 0 P: 8	R: 3 E: 0 K: 0 S: 6 / H: 3 LOB: 0 BB: 0 P: 6	R: 0 E: 0 K: 0 S: 3 / H: 0 LOB: 0 BB: 0 P: 3	R: 0 E: 0 K: 1 S: 5 / H: 0 LOB: 0 BB: 0 P: 5							

PITCHER	IP	WLS	BF	H	R	ER	SO	BB	IBB	HBP	BLK	WP	HR	S	P	ERA	WHIP
Mike Krukow, R (1, 1) ERA: 3.31	3.1	L	17	4	3	3	4	4	0	0	0	2	0	21	37	8.10	2.400
Warren Brusstar, R (4, 1) ERA: 7.11	1.2		7	1	0	0	0	0	0	1	0	0	0	6	7	0.00	0.600
Sid Monge, L (6, 1) ERA: 7.88	2.0		12	7	6	5	1	0	0	0	0	0	2	14	14	22.50	3.500
Ron Reed, R (8, 1) ERA: 1.93	2.0		6	0	0	0	1	0	0	0	0	0	0	8	8	0.00	0.000

PITCHER	IP	WLS	BF	H	R	ER	SO	BB	IBB	HBP	BLK	WP	HR	S	P	ERA	WHIP

TOP

St. Louis Cardinals @ Philadelphia Phillies
Veterans Stadium, Philadelphia, PA
Fri Apr 23 1982, 6:05 PM EST
Att. 26,617 - Unknown

livebaseballscorecards.com

AB	36
R	9
H	12
RBI	8
BB	4
SO	6
LOB	10

1B: 10 SF: 0
2B: 0 SAC: 1
3B: 0 DP: 0
HR: 2 HBP: 1

WP: 2 PA: 42
PB: 0
SB: 1
CS: 0

Batter	1	2	3	4	5	6	7	8	9	AB	R	H	RBI	BB	SO	LOB
Bob Dernier, R (1, 9) OBP: 0.357, SLG: 0.308	0-0 S SF7 S 1B		4-0 FC6-4 BB		0-0 ③ 5-3			0-0 2-3 1B 1B		3	1	2	0	1	0	0
Ivan De Jesus, R (1, 5) OBP: 0.333, SLG: 0.277	0-0 ① F9 1-2		0-0 ② FC6-4 E 1B 1-2f 2-3			0-0 ① 1-3		0-0 2-3 1-2 1B		4	0	1	0	0	0	3
Pete Rose, S (1, 3) OBP: 0.298, SLG: 0.358	0-0 ② SF7 2-H		0-0 E1 1-3 3-H 1B			0-0 FC6-4 1B		0-0 ① 2-3 1-2 2-3		3	0	2	2	0	0	2
Gary Matthews, R (1, 7) OBP: 0.241, SLG: 0.286	0-0 ③ F4		0-0 ③ 6-3			0-0 ② FC6-4 1B 1-2f		0-0 ② 5-3		4	0	0	0	0	0	5
Bo Diaz, R (1, 2) OBP: 0.283, SLG: 0.477 Ozzie Virgil, R (9, 2)		0-3 ① K		0-0 ① F8		0-0 1-2 1B		0-0 ③ F8		4 0	0 0	1 0	0 0	0 0	1 0	2 0
Garry Maddox, R (1, 8) OBP: 0.229, SLG: 0.313		0-0 ② 6-3		0-0 4-3 S CS 1B		0-0 ③ 1-3			0-0 ① F8	4	0	1	0	0	0	2
Julio Franco, R (1, 6) OBP: 0.250, SLG: 0.250		0-0 CS 1B		0-0 ② 4-3 1-3			S S S 0-3 ① K		S S S 0-3 ② K	4	0	1	0	0	2	1
Manny Trillo, R (1, 4) OBP: 0.277, SLG: 0.256		0-0 ③ CS 1-2	4-0 FC6-4 SH1-4 1B BB	0-0 ③ CS 3-H	0-0 ① 5-3			0-0 ② 6-3	0-0 1B	3	1	1	0	1	0	0
Mike Krukow, R (1, 1) Warren Brusstar, R (4, 1) George Vukovich, L (5, PH) OBP: 0.158, SLG: 0.158 Sid Monge, S (6, 1) Greg Gross, L (7, PH) OBP: 0.333, SLG: 0.300 Ron Reed, R (8, 1) Len Matuszek, L (9, PH) OBP: 0.200, SLG: 0.174			0-0 ① SH1-4 1-2		0-0 ② F7			0-0 ③ F7	0-0 ③ L6	0 0 1 0 1 0 1	0 0 0 0 0 0 0	0 0 0 0 0 0 0	0 0 0 0 0 0 0	0 0 0 0 0 0 0	0 0 0 0 0 0 0	0 0 0 0 0 0 1
Inning Stats	R: 1 E: 0 K: 0 S: 4 H: 1 LOB: 0 BB: 0 P: 4	R: 0 E: 0 K: 1 S: 5 H: 1 LOB: 0 BB: 0 P: 5	R: 1 E: 1 K: 0 S: 4 H: 1 LOB: 2 BB: 2 P: 12	R: 0 E: 0 K: 0 S: 3 H: 1 LOB: 0 BB: 0 P: 3	R: 0 E: 0 K: 0 S: 3 H: 0 LOB: 0 BB: 0 P: 3	R: 0 E: 0 K: 0 S: 5 H: 2 LOB: 2 BB: 0 P: 5	R: 0 E: 0 K: 0 S: 5 H: 0 LOB: 0 BB: 0 P: 5	R: 0 E: 0 K: 0 S: 5 H: 2 LOB: 2 BB: 0 P: 5	R: 0 E: 0 K: 1 S: 6 H: 1 LOB: 1 BB: 0 P: 6	1B: 9 2B: 0 3B: 0 HR: 0	SF: 1 SAC: 1 DP: 0 HBP: 0						

PITCHER		IP	WLS	BF	H	R	ER	SO	BB	IBB	HBP	BLK	WP	HR	S	P	ERA	WHIP
Bob Forsch, R ERA: 2.97	(1, 1)	8.0	W	32	8	2	2	2	2	0	0	0	0	0	34	42	2.25	1.250
Doug Bair, R ERA: 1.35	(9, 1)	1.0		4	1	0	0	1	0	0	0	0	0	0	6	6	0.00	1.000

PITCHER	IP	WLS	BF	H	R	ER	SO	BB	IBB	HBP	BLK	WP	HR	S	P	ERA	WHIP

BOTTOM

St. Louis Cardinals @ Philadelphia Phillies
Veterans Stadium, Philadelphia, PA
Fri Apr 23 1982, 6:05 PM EST
Att. 26,617 - Unknown

livebaseballscorecards.com

AB	32
R	2
H	9
RBI	2
BB	2
SO	3
LOB	16

1B: 9	SF: 1	WP: 0	PA: 38
2B: 0	SAC: 1	PB: 0	
3B: 0	DP: 0	SB: 3	
HR: 0	HBP: 0	CS: 2	

Batter	1	2	3	4	5	6	7	8	9	AB	R	H	RBI	BB	SO	LOB
Lonnie Smith, R (1, 8) (8, 7) OBP: 0.436, SLG: 0.552	S S S 0-3 ① K		x 0-0 ② 4-3		x 0-0 1-2 3-H 1B		S S S 0-3 ① K	x 0-0 2-H 3-H FC6-4 1B		5	0	2	3	0	2	1
Tom Herr, S (1, 4) OBP: 0.325, SLG: 0.391	x 0-0 ② 1-3		x 0-0 ③ F8		x 0-0 ③ 4-3		x 0-0 ② F7	x 0-0 ③ 1-2f FC6-4		5	0	0	0	0	0	4
Keith Hernandez, L (1, 3) OBP: 0.494, SLG: 0.466	B B B 4-0 BB			x 0-0 ① 3-1		x 0-0 ① 5-3	x 0-0 1-H E5		x 0-0 ① 1-3	4	0	0	0	1	0	0
Darrell Porter, L (1, 2) OBP: 0.323, SLG: 0.464	S S S 0-3 ③ K			S S S 0-3 ② K		x 0-0 1B 2B	S S S 0-3 ③ K		x 0-0 ② F8	5	0	1	0	0	3	3
George Hendrick, R (1, 9) OBP: 0.356, SLG: 0.529		x 0-0 ① 4-3		S S S 0-3 ③ K		x 0-0 ② 2-2 1B 1B		x 0-0 ① 6-3	x 0-0 ③ 2-3	5	1	1	0	0	1	0
Dane Iorg, L (1, 7) OBP: 0.400, SLG: 0.400 David Green, R (8, PR) (8, 8) OBP: 0.406, SLG: 0.469		x 0-0 1B			x 0-0 F9 1B 1B	x 0-0 1-H 1B		x 0-0 1B S 6-3 1B		4 0	2 1	4 0	1 0	0 0	0 0	0 0
Ken Oberkfell, L (1, 5) OBP: 0.500, SLG: 0.333		x 0-0 ② F8			x 0-0 1-2 1B 1B	x 0-0 2-H WP 1B 1B		4-0 6-3 1B 1-2 1B IBB		3	1	2	1	1	0	1
Ozzie Smith, S (1, 6) OBP: 0.354, SLG: 0.452		x 0-0 ③ 5-3			x 0-0 ① 2-3 F9	x 0-0 ③ 1-H 1B		x 0-0 1-2 2-3 6-3 1B 1B		4	1	2	0	0	0	3
Joaquin Andujar, S (1, 1) OBP: 0.231, SLG: 0.231 Steve Braun, L (7, PH) OBP: 0.412, SLG: 0.357 Tito Landrum, R (7, PR) Doug Bair, R (7, 1) Orlando Sanchez, L (8, PH) Bruce Sutter, R (8, 1)			S S S 0-3 ① K		S S S 0-3 ② K		x 0-0 E 1B	x 0-0 ② 6-3 1-2 2-3 3-H		2 1 0 0 1 0	0 0 1 0 0 0	0 1 0 0 0 0	0 0 0 0 1 0	0 0 0 0 0 0	2 0 0 0 0 0	2 0 0 0 2 0
Inning Stats	R: 0 H: 0 E: 0 LOB: 1 K: 2 BB: 1 S: 7 P: 11	R: 0 H: 1 E: 0 LOB: 1 K: 0 BB: 0 S: 4 P: 4	R: 0 H: 0 E: 0 LOB: 0 K: 1 BB: 0 S: 5 P: 5	R: 0 H: 0 E: 0 LOB: 0 K: 2 BB: 0 S: 7 P: 7	R: 1 H: 3 E: 0 LOB: 2 K: 1 BB: 0 S: 8 P: 8	R: 2 H: 5 E: 0 LOB: 2 K: 0 BB: 0 S: 6 P: 6	R: 1 H: 1 E: 1 LOB: 2 K: 2 BB: 0 S: 9 P: 9	R: 3 H: 3 E: 0 LOB: 1 K: 0 BB: 1 S: 6 P: 10	R: 0 H: 0 E: 0 LOB: 0 K: 0 BB: 0 S: 3 P: 3	1B: 12 SF: 0 2B: 1 SAC: 0 3B: 0 DP: 0 HR: 0 HBP: 0						

PITCHER		IP	WLS	BF	H	R	ER	SO	BB	IBB	HBP	BLK	WP	HR	S	P	ERA	WHIP
Dick Ruthven, R ERA: 4.57	(1, 1)	6.0		27	10	4	3	6	1	0	0	0	1	0	38	42	4.50	1.833
Ed Farmer, R ERA: 4.15	(7, 1)	2.0	L	11	3	3	3	2	0	1	0	0	0	0	14	18	13.50	1.500
Sparky Lyle, L ERA: 4.76	(9, 1)	1.0		3	0	0	0	0	0	0	0	0	0	0	3	3	0.00	0.000

PITCHER	IP	WLS	BF	H	R	ER	SO	BB	IBB	HBP	BLK	WP	HR	S	P	ERA	WHIP

TOP

St. Louis Cardinals @ Philadelphia Phillies
Veterans Stadium, Philadelphia, PA
Sat Apr 24 1982, 3:33 AM EST
Att. 25,270 - Unknown

livebaseballscorecards.com

AB	39
R	7
H	13
RBI	6
BB	2
SO	8
LOB	16

WP: 1 PA: 41
PB: 0
SB: 1
CS: 0

Batter	1	2	3	4	5	6	7	8	9	AB	R	H	RBI	BB	SO	LOB
Bob Dernier, R (1, 9) OBP: 0.278, SLG: 0.235	6-3		1-3		K		F5			4	0	0	0	0	1	0
Ivan De Jesus, R (1, 5) OBP: 0.310, SLG: 0.255	5-3		4-3		1-3		F8			4	0	0	0	0	0	0
Pete Rose, S (1, 3) OBP: 0.295, SLG: 0.351	G3		1B		F7			G3		4	0	1	0	0	0	0
Gary Matthews, R (1, 7) OBP: 0.258, SLG: 0.300		HR 1B	1-3			2B 1B		6-3		4	2	2	0	0	0	1
Bo Diaz, R (1, 2) OBP: 0.340, SLG: 0.688		1-H HR		HR		1B 1-H 2B		2B		4	2	4	4	0	0	0
Garry Maddox, R (1, 8) OBP: 0.231, SLG: 0.306		FC3-4 1B		F9		6-3		F7		4	0	1	0	0	0	2
Julio Franco, R (1, 6) OBP: 0.286, SLG: 0.286		FC3-4 1-2f		F9		L4-3 2-3 1B			F7	3	0	1	0	0	0	1
Greg Gross, L (9, PH) OBP: 0.318, SLG: 0.286										1	0	0	0	0	0	0
Manny Trillo, R (1, 4) OBP: 0.275, SLG: 0.255		K		1B		L4-3 1-2			4-3	4	0	1	0	0	1	3
Dick Ruthven, R (1, 1) OBP: 0.286, SLG: 0.286		K		K			K		K	2	0	0	0	0	2	2
Ed Farmer, R (7, 1)										1	0	0	0	0	1	0
Sparky Lyle, L (9, 1)										0	0	0	0	0	0	0
Dick Davis, R (9, PH) OBP: 0.342, SLG: 0.389										1	0	0	0	0	1	0
Inning Stats	R: 0 E: 0 K: 0 S: 3 H: 0 LOB: 0 BB: 0 P: 3	R: 2 E: 0 K: 2 S: 10 H: 3 LOB: 1 BB: 0 P: 10	R: 0 E: 0 K: 0 S: 4 H: 1 LOB: 1 BB: 0 P: 4	R: 1 E: 0 K: 1 S: 7 H: 2 LOB: 1 BB: 0 P: 7	R: 0 E: 0 K: 1 S: 5 H: 0 LOB: 0 BB: 0 P: 5	R: 1 E: 0 K: 0 S: 5 H: 3 LOB: 1 BB: 0 P: 5	R: 0 E: 0 K: 1 S: 5 H: 0 LOB: 0 BB: 0 P: 5	R: 0 E: 0 K: 0 S: 4 H: 1 LOB: 1 BB: 0 P: 4	R: 0 E: 0 K: 1 S: 5 H: 0 LOB: 0 BB: 0 P: 5	1B: 6 2B: 3 3B: 0 HR: 2	SF: 0 SAC: 0 DP: 1 HBP: 0						

PITCHER		IP	WLS	BF	H	R	ER	SO	BB	IBB	HBP	BLK	WP	HR	S	P	ERA	WHIP
Joaquin Andujar, R ERA: 2.03	(1, 1)	6.0		26	9	4	4	4	0	0	0	0	0	2	34	34	6.00	1.500
Doug Bair, R ERA: 1.17	(7, 1)	1.0	W	3	0	0	0	1	0	0	0	0	0	0	5	5	0.00	0.000
Bruce Sutter, R ERA: 2.31	(8, 1)	2.0	S	7	1	0	0	1	0	0	0	0	0	0	9	9	0.00	0.500

PITCHER	IP	WLS	BF	H	R	ER	SO	BB	IBB	HBP	BLK	WP	HR	S	P	ERA	WHIP

BOTTOM

St. Louis Cardinals @ Philadelphia Phillies
Veterans Stadium, Philadelphia, PA
Sat Apr 24 1982, 3:33 AM EST
Att. 25,270 - Unknown

livebaseballscorecards.com

AB	36
R	4
H	10
RBI	4
BB	0
SO	6
LOB	9

WP: 0 PB: 0 SB: 0 CS: 0 PA: 36

Batter	1	2	3	4	5	6	7	8	9	AB	R	H	RBI	BB	SO	LOB
Lonnie Smith, R (1, 8) OBP: 0.422, SLG: 0.521	F8			F8		BBBB 4-0 FC6-4 1-2 BB		F9	1-6 2-3f	4	0	0	0	1	0	2
Tom Herr, S (1, 4) OBP: 0.309, SLG: 0.370	L7			SSS 0-3 K		0-0 FC6-4 1-2f 3-H		5-3		4	0	0	1	0	1	2
Keith Hernandez, L (1, 7) OBP: 0.469, SLG: 0.435	SSS 0-3 K			6-3		SSS 0-3 K		L1		4	0	0	0	0	2	2
George Hendrick, R (1, 9) OBP: 0.365, SLG: 0.527		6-3			BB 1B	SSS 0-3 K			FC5-4 1B	4	0	2	0	0	1	2
Gene Tenace, R (1, 3) OBP: 0.636, SLG: 1.000		F8			BBBB 4-0 CS 1-2 BB		BBBB 4-0 6-3 E BB		FC5-4 1B 2B 1-2f	2	1	0	0	2	0	1
Julio Gonzalez, R (1, 5) OBP: 0.263, SLG: 0.395		F9			SSS 0-3 K 1-2		E1 6-3 1-2		2B 1B 1B 1-2	4	1	1	0	0	1	3
Darrell Porter, L (1, 2) OBP: 0.319, SLG: 0.467			F4		SSS 0-3 K		F7		1B 1B 2B 1-3 2-H	4	1	1	1	0	1	3
Ozzie Smith, S (1, 6) OBP: 0.362, SLG: 0.470			F8			1B FC6-4 2B	6-3 1-2 2-3		1-6 1B 1B 2-3 3-H	4	1	2	1	0	0	2
Andy Rincon, R (1, 1)			SSS 0-3 K			BB 2-3 1B	SSS 0-3 K		1-2 3-H	1	0	0	0	0	1	0
Mike Ramsey, S (6, PH) OBP: 0.385, SLG: 0.417										1	0	1	0	0	0	0
Mark Littell, L (6, 1)										0	0	0	0	0	0	0
David Green, R (7, PH) OBP: 0.394, SLG: 0.455										1	0	0	0	0	1	2
Dave LaPoint, L (7, 1)										0	0	0	0	0	0	0
Jim Kaat, L (8, 1)										0	0	0	0	0	0	0
Tito Landrum, R (9, PH) OBP: 0.125, SLG: 0.125										1	0	1	1	0	0	0
Inning Stats	R: 0 E: 0 K: 1 S: 5 H: 0 LOB: 0 BB: 0 P: 5	R: 0 E: 0 K: 0 S: 3 H: 0 LOB: 0 BB: 0 P: 3	R: 0 E: 0 K: 1 S: 5 H: 0 LOB: 0 BB: 0 P: 5	R: 0 E: 0 K: 1 S: 5 H: 0 LOB: 0 BB: 0 P: 5	R: 0 E: 0 K: 2 S: 7 H: 1 LOB: 1 BB: 1 P: 11	R: 1 E: 0 K: 2 S: 9 H: 2 LOB: 2 BB: 1 P: 13	R: 0 E: 1 K: 1 S: 6 H: 0 LOB: 2 BB: 1 P: 10	R: 0 E: 0 K: 0 S: 3 H: 0 LOB: 0 BB: 0 P: 3	R: 3 E: 0 K: 0 S: 7 H: 5 LOB: 1 BB: 0 P: 7	1B: 6 2B: 4 3B: 0 HR: 0 SF: 0 SAC: 0 DP: 2 HBP: 0	WP: 0 PB: 0 SB: 0 CS: 1 PA: 37					

PITCHER		IP	WLS	BF	H	R	ER	SO	BB	IBB	HBP	BLK	WP	HR	S	P	ERA	WHIP
Steve Carlton, L ERA: 6.19	(1, 1)	8.1	W	36	8	4	4	8	3	0	0	0	0	0	49	61	4.32	1.320
Ed Farmer, R ERA: 3.86	(9, 1)	0.2	S	1	0	0	0	0	0	0	0	0	0	0	1	1	0.00	0.000

PITCHER	IP	WLS	BF	H	R	ER	SO	BB	IBB	HBP	BLK	WP	HR	S	P	ERA	WHIP

TOP

St. Louis Cardinals @ Philadelphia Phillies
Veterans Stadium, Philadelphia, PA
Sun Apr 25 1982, 3:33 AM EDT
Att. 30,198 - Unknown

livebaseballscorecards.com

AB	34
R	4
H	8
RBI	4
BB	3
SO	8
LOB	19

Batter	1	2	3	4	5	6	7	8	9	AB	R	H	RBI	BB	SO	LOB
Bob Dernier, R (1, 9) OBP: 0.318, SLG: 0.250	F9		4-3		1B 1B 1B 1-2 3-H			1B SF9 BB		3	2	1	1	1	0	0
Ivan De Jesus, R (1, 5) OBP: 0.339, SLG: 0.291	4-3			1B 1B 1B	1-H 2-H 1B			BLK 1B 1-3 1B		4	2	3	1	0	0	0
Pete Rose, S (1, 3) OBP: 0.292, SLG: 0.350	1-3			G4-6-3 1B 1-3 1B	6-3			SF9 3-H		3	0	1	1	0	0	0
Gary Matthews, R (1, 7) OBP: 0.288, SLG: 0.317		BLK BB		G4-6-3 1-2 3-H 1B		F7		BB 2B 1-H 1B		3	1	2	2	1	0	0
Bo Diaz, R (1, 2) OBP: 0.333, SLG: 0.647		F9 1-2		G4-6-3 1-2f 2-3		6-3		2B SF9 1-2 BB		3	1	0	0	1	0	3
Garry Maddox, R (1, 8) OBP: 0.233, SLG: 0.325		6-3		6-3		F4		1-3 2-H 2B		4	0	1	1	0	0	2
Julio Franco, R (1, 6) OBP: 0.364, SLG: 0.222		K			1B 5-3 1B BB		1-3	IBB		2	1	0	0	2	1	1
Manny Trillo, R (1, 4) OBP: 0.273, SLG: 0.245			B2-6-4 BB		5-3 1-2		G3	SF9 3-H		2	0	0	1	1	0	1
Steve Carlton, L (1, 1) OBP: 0.182, SLG: 0.182 Ed Farmer, R (9, 1)			B2-6-4 1-2f		1B 1B 2-3 1B		4-3	4-3		4 0	1 0	1 0	0 0	0 0	0 0	3 0
Inning Stats	R: 0 H: 0 E: 0 LOB: 0 K: 0 BB: 0 S: 3 P: 3	R: 0 H: 0 E: 0 LOB: 1 K: 1 BB: 1 S: 5 P: 9	R: 0 H: 0 E: 0 LOB: 0 K: 0 BB: 1 S: 2 P: 6	R: 1 H: 3 E: 0 LOB: 1 K: 0 BB: 0 S: 5 P: 5	R: 3 H: 3 E: 0 LOB: 0 K: 0 BB: 1 S: 5 P: 9	R: 0 H: 0 E: 0 LOB: 0 K: 0 BB: 0 S: 3 P: 3	R: 0 H: 0 E: 0 LOB: 0 K: 0 BB: 0 S: 3 P: 3	R: 4 H: 3 E: 0 LOB: 2 K: 0 BB: 3 S: 6 P: 18		1B: 8 SF: 2 2B: 1 SAC: 0 3B: 0 DP: 2 HR: 0 HBP: 0						WP: 0 PA: 36 PB: 0 SB: 0 CS: 0

PITCHER		IP	WLS	BF	H	R	ER	SO	BB	IBB	HBP	BLK	WP	HR	S	P	ERA	WHIP
Andy Rincon, R ERA: 3.52	(1, 1)	5.0	L	21	6	4	4	1	3	0	0	1	0	0	20	32	7.20	1.800
Mark Littell, R ERA: 11.57	(6, 1)	1.0		3	0	0	0	0	0	0	0	0	0	0	3	3	0.00	0.000
Dave LaPoint, L ERA: 9.0	(7, 1)	1.1		8	2	4	4	0	2	0	0	1	0	0	6	14	27.00	3.000
Jim Kaat, L ERA: 6.23	(8, 1)	0.2		4	1	0	0	0	0	1	0	0	0	0	3	7	0.00	1.500

PITCHER	IP	WLS	BF	H	R	ER	SO	BB	IBB	HBP	BLK	WP	HR	S	P	ERA	WHIP

BOTTOM

St. Louis Cardinals @ Philadelphia Phillies
Veterans Stadium, Philadelphia, PA
Sun Apr 25 1982, 3:33 AM EDT
Att. 30,198 - Unknown

St.

livebaseballscorecards.com

AB	28
R	8
H	9
RBI	7
BB	6
SO	1
LOB	10

Batter	1	2	3	4	5	6	7	8	9	AB	R	H	RBI	BB	SO	LOB
Bob Dernier, R (1, 9) OBP: 0.346, SLG: 0.261	G1-6-3 1B		5-3			5-3			BB 1B	3	0	1	0	1	0	1
Ivan De Jesus, R (1, 5) OBP: 0.333, SLG: 0.288	G1-6-3 1-2f			P6			4-3		1-2 1B	4	0	1	0	0	0	1
Pete Rose, S (1, 3) OBP: 0.275, SLG: 0.328	1-3			L4			G3		F9	4	0	0	0	0	0	2
Gary Matthews, R (1, 7) OBP: 0.275, SLG: 0.303		4-3		5-3			1-3			3	0	0	0	0	0	0
Bo Diaz, R (1, 2) OBP: 0.316, SLG: 0.611		6-3			1-3			F8		3	0	0	0	0	0	0
Garry Maddox, R (1, 8) OBP: 0.239, SLG: 0.326		4-3			5-3			G5-4-3 1B		3	0	1	0	0	0	0
Julio Franco, R (1, 6) OBP: 0.308, SLG: 0.182			6-3		4-3			G5-4-3 1-2f		2	0	0	0	0	0	0
Dick Davis, R (8, PH) OBP: 0.333, SLG: 0.378										1	0	0	0	0	0	1
Luis Aguayo, R (8, 6) OBP: 0.250, SLG: 1.000										0	0	0	0	0	0	0
Manny Trillo, R (1, 4) OBP: 0.276, SLG: 0.250			SH3-4 1B			3-1			K	3	0	1	0	0	1	0
Larry Christenson, R (1, 1)			SH3-4 1-2			K			F7	1	0	0	0	0	1	0
Ozzie Virgil, R (9, PH)										1	0	0	0	0	0	0
Inning Stats	R: 0 E: 0 K: 0 S: 3 H: 1 LOB: 0 BB: 0 P: 3	R: 0 E: 0 K: 0 S: 3 H: 0 LOB: 0 BB: 0 P: 3	R: 0 E: 0 K: 0 S: 4 H: 1 LOB: 1 BB: 0 P: 4	R: 0 E: 0 K: 0 S: 3 H: 0 LOB: 0 BB: 0 P: 3	R: 0 E: 0 K: 0 S: 3 H: 0 LOB: 0 BB: 0 P: 3	R: 0 E: 0 K: 1 S: 5 H: 0 LOB: 0 BB: 0 P: 5	R: 0 E: 0 K: 0 S: 3 H: 0 LOB: 0 BB: 0 P: 3	R: 0 E: 0 K: 0 S: 3 H: 1 LOB: 0 BB: 0 P: 3	R: 0 E: 0 K: 1 S: 6 H: 1 LOB: 2 BB: 1 P: 10	1B: 4 2B: 0 3B: 0 HR: 0 SF: 0 SAC: 1 DP: 2 HBP: 0	WP: 0 PB: 0 SB: 0 CS: 0 PA: 30					

TOP

Philadelphia Phillies @ Los Angeles Dodgers
Dodger Stadium, Los Angeles, CA

Tue Apr 27 1982, 7:05 PM PDT
Att. 37,888 - Unknown

livebaseballscorecards.com

AB	28
R	0
H	4
RBI	0
BB	1
SO	2
LOB	5

PITCHER	IP	WLS	BF	H	R	ER	SO	BB	IBB	HBP	BLK	WP	HR	S	P	ERA	WHIP
Jerry Reuss, L (1, 1) ERA: 1.96	9.0	W	30	4	0	0	2	1	0	0	0	0	0	33	37	0.00	0.556

PITCHER	IP	WLS	BF	H	R	ER	SO	BB	IBB	HBP	BLK	WP	HR	S	P	ERA	WHIP

Batter	1	2	3	4	5	6	7	8	9	AB	R	H	RBI	BB	SO	LOB
Steve Sax, R (1, 4) OBP: 0.384, SLG: 0.378	SSS 0-3 K ①	x 0-0 4-3 ③		x 0-0 P4 ③			x 0-0 CS 1B			4	0	1	0	0	1	2
Ken Landreaux, L (1, 8) OBP: 0.444, SLG: 0.458	x 0-0 S 1B		x 0-0 E S 1B 1B		x 0-0 P6 ①		0-0 CS ③ 1-2	x 0-0 1-3 ①		4	1	2	0	0	0	0
Dusty Baker Jr., R (1, 7) OBP: 0.317, SLG: 0.418	x 0-0 5-3 ② 1-2		x 0-0 S 1-H 1B		x 0-0 F7 ②			x 0-0 L7 ②		4	0	1	1	0	0	1
Steve Garvey, R (1, 3) OBP: 0.231, SLG: 0.297	x 0-0 6-3 ③		x 0-0 5-3 ① 1-2		x 0-0 6-3 ③			x 0-0 E6		4	0	0	0	0	0	2
Ron Cey, R (1, 5) OBP: 0.359, SLG: 0.465		BBB 4-0 HR BB	SSS 0-3 K ②			x 0-0 P6 ①		x 0-0 5-3 ③		3	1	0	0	1	1	2
Pedro Guerrero, R (1, 9) OBP: 0.356, SLG: 0.500		x 0-0 1-H HR	x 0-0 6-3 ③			x 0-0 5-3 ②				3	1	1	2	0	0	1
Mike Scioscia, L (1, 2) OBP: 0.333, SLG: 0.302		x 0-0 P5 ①		x 0-0 1B		x 0-0 4-3 ③				3	0	1	0	0	0	0
Bill Russell, R (1, 6) OBP: 0.441, SLG: 0.388		x 0-0 S 1B		x 0-0 F5 ①			x 0-0 P6 ①			3	0	1	0	0	0	1
Jerry Reuss, L (1, 1) OBP: 0.182, SLG: 0.100		SSS 0-3 K ② 1-2		x 0-0 F9 ②			SSS 0-3 K ②			3	0	0	0	0	2	2
Inning Stats	R: 0 E: 0 K: 1 S: 6 H: 1 LOB: 1 BB: 0 P: 6	R: 2 E: 0 K: 1 S: 7 H: 2 LOB: 1 BB: 1 P: 11	R: 1 E: 0 K: 1 S: 7 H: 2 LOB: 1 BB: 0 P: 7	R: 0 E: 0 K: 0 S: 4 H: 1 LOB: 1 BB: 0 P: 4	R: 0 E: 0 K: 0 S: 3 H: 0 LOB: 0 BB: 0 P: 3	R: 0 E: 0 K: 0 S: 3 H: 0 LOB: 0 BB: 0 P: 3	R: 0 E: 0 K: 1 S: 5 H: 1 LOB: 0 BB: 0 P: 5	R: 0 E: 1 K: 0 S: 4 H: 0 LOB: 1 BB: 0 P: 4		1B: 6 2B: 0 3B: 0 HR: 1	SF: 0 SAC: 0 DP: 0 HBP: 0					

BOTTOM

Philadelphia Phillies @ Los Angeles Dodgers
Dodger Stadium, Los Angeles, CA
Tue Apr 27 1982, 7:05 PM PDT
Att. 37,888 - Unknown

livebaseballscorecards.com

AB	31
R	3
H	7
RBI	3
BB	1
SO	4
LOB	11

WP: 0 PB: 0 SB: 4 CS: 1 PA: 33

PITCHER	IP	WLS	BF	H	R	ER	SO	BB	IBB	HBP	BLK	WP	HR	S	P	ERA	WHIP
Larry Christenson, R (1, 1) ERA: 2.1	8.0	L	32	7	3	3	4	1	0	0	0	0	1	39	43	3.38	1.000

PITCHER	IP	WLS	BF	H	R	ER	SO	BB	IBB	HBP	BLK	WP	HR	S	P	ERA	WHIP

TOP

Philadelphia Phillies @ Los Angeles Dodgers
Dodger Stadium, Los Angeles, CA
Wed Apr 28 1982, 7:05 PM PDT
Att. 38,665 - Unknown

livebaseballscorecards.com

Batter	1	2	3	4	5	6	7	8	9	AB	R	H	RBI	BB	SO	LOB
Bob Dernier, R (1, 9) (7, 8) OBP: 0.355, SLG: 0.321	L7		6-3		K			2B SF7 1B 1-3	1B 2B 1-3 3-H	5	2	2	1	0	1	1
Ivan De Jesus, R (1, 5) OBP: 0.324, SLG: 0.281	K		L6		F8			F9	FC4-6 1B 1B 2-H 3-H	5	1	1	2	0	1	3
Pete Rose, S (1, 3) OBP: 0.324, SLG: 0.391	1B		1B			G5-4-3 1B		1B 2B 1-3 3-H	FC4-6 1B 1-2	5	1	5	1	0	0	0
Gary Matthews, R (1, 7) OBP: 0.270, SLG: 0.286	F9		L6			G5-4-3 1-2f		1B BB	FC4-6 SH3-4 1B 2B 1-2f 2-3	4	1	0	0	1	0	5
Bo Diaz, R (1, 2) OBP: 0.306, SLG: 0.586		G3		F9		F8		SF7 3-H	SH3-4 1-2 2B 1B 3-H	4	1	1	2	0	0	0
Garry Maddox, R (1, 8) Ron Reed, R (7, 1) George Vukovich, L (8, PH) OBP: 0.158, SLG: 0.158 Dick Davis, R (8, PH) OBP: 0.350, SLG: 0.395 Len Matuszek, L (8, PR) OBP: 0.200, SLG: 0.174 Sparky Lyle, L (8, 1) Ed Farmer, R (8, 1)		F3	6-3				F8	FC4-6 1-2 2-H	SH3-4 1-2 2-3	3 0 0 1 0 0 0 0	0 0 0 0 0 0 0 0	0 0 0 1 0 0 0 0	0 0 0 1 0 0 0 0	0 0 0 0 0 0 0 0	0 0 0 0 0 0 0 0	0 0 0 0 0 0 0 0
Julio Franco, R (1, 6) OBP: 0.389, SLG: 0.375		E 1B 1B	CS 1B				6-3	FC4-6 1-2f	2B 2-H 3-H	5	0	3	2	0	0	2
Luis Aguayo, R (1, 4) OBP: 0.444, SLG: 0.875	E4 1-3		CS 1-2		SH3-4 HBP		P6	SH 2B 2B 6-3		4	1	2	0	0	0	1
Mike Krukow, R (1, 1) Greg Gross, L (7, 9) OBP: 0.348, SLG: 0.318	K				SH3-4 1-2			1B 2B 1B	SH 2B 1B 2-3	1 1	0 2	0 1	0 0	0 0	1 0	2 0
Inning Stats	R: 0 E: 0 K: 1 S: 6 H: 1 LOB: 1 BB: 0 P: 6	R: 0 E: 1 K: 1 S: 7 H: 2 LOB: 2 BB: 0 P: 7	R: 0 E: 0 K: 0 S: 4 H: 1 LOB: 1 BB: 0 P: 4	R: 0 E: 0 K: 0 S: 3 H: 1 LOB: 0 BB: 0 P: 3	R: 0 E: 0 K: 1 S: 5 H: 0 LOB: 1 BB: 0 P: 6	R: 0 E: 0 K: 0 S: 3 H: 1 LOB: 0 BB: 0 P: 3	R: 0 E: 0 K: 0 S: 3 H: 0 LOB: 0 BB: 0 P: 3	R: 3 E: 0 K: 0 S: 7 H: 4 LOB: 2 BB: 1 P: 11	R: 6 E: 1 K: 0 S: 10 H: 6 LOB: 1 BB: 0 P: 10	1B: 12 2B: 4 3B: 0 HR: 0 SF: 1 SAC: 3 DP: 1 HBP: 1						

AB	38
R	9
H	16
RBI	9
BB	1
SO	3
LOB	14

WP: 0 PB: 0 SB: 0 CS: 1 PA: 45

PITCHER		IP	WLS	BF	H	R	ER	SO	BB	IBB	HBP	BLK	WP	HR	S	P	ERA	WHIP
Bob Welch, R ERA: 2.43	(1, 1)	7.1		30	9	3	3	3	0	0	1	0	0	0	35	36	3.68	1.227
Tom Niedenfuer, R ERA:	(8, 1)	0.1		2	0	0	0	0	1	0	0	0	0	0	1	5	0.00	3.000
Steve Howe, L ERA: 7.27	(8, 1)	0.1	L	5	3	3	3	0	0	0	0	0	0	0	5	5	81.00	9.000
Dave Stewart, R ERA: 10.57	(9, 1)	0.2		6	4	3	2	0	0	0	0	0	0	0	6	6	27.00	6.000
Alejandro Pena, R ERA: 1.8	(9, 1)	0.1		1	0	0	0	0	0	0	0	0	0	0	1	1	0.00	0.000

PITCHER	IP	WLS	BF	H	R	ER	SO	BB	IBB	HBP	BLK	WP	HR	S	P	ERA	WHIP

Batter	1	2	3	4	5	6	7	8	9	AB	R	H	RBI	BB	SO	LOB
Steve Sax, R (1, 4) OBP: 0.385, SLG: 0.372	6-3		5-3		K	1B		BB		4	0	1	2	1	1	0
Ken Landreaux, L (1, 8) OBP: 0.442, SLG: 0.447	K		1B		G3	F9		BB		4	1	1	0	1	1	1
Dusty Baker Jr., R (1, 7) OBP: 0.338, SLG: 0.433	1B		1B		1B		L6	L7		5	0	3	0	0	0	3
Steve Garvey, R (1, 3) OBP: 0.265, SLG: 0.329	1B		G6-4-3		1B		1B		5-3	5	0	4	1	0	0	0
Ron Cey, R (1, 5) OBP: 0.337, SLG: 0.434	K		G6-4-3		K		L8		6-3	5	0	0	0	0	2	7
Pedro Guerrero, R (1, 9) OBP: 0.351, SLG: 0.500 Tom Niedenfuer, R (8, 1) Steve Howe, L (8, 1) Dave Stewart, R (9, 1) Alejandro Pena, R (9, 1) Jorge Orta, L (9, PH) OBP: 0.300, SLG: 0.143		5-3		K		1B 1B 2B	K		4-3	4 0 0 0 0 1	1 0 0 0 0 0	1 0 0 0 0 0	0 0 0 0 0 0	0 0 0 0 0 0	2 0 0 0 0 0	1 0 0 0 0 0
Mike Scioscia, L (1, 2) OBP: 0.370, SLG: 0.333 Steve Yeager, R (8, PH) OBP: 0.417, SLG: 0.565 (9, 2)	BB		1B		PB 1B	1B		F8		2 1	1 0	2 0	0 0	1 0	0 0	0 0
Bill Russell, R (1, 6) OBP: 0.413, SLG: 0.358	F9		F8		K			E4 FC5-4		4	0	0	0	0	1	4
Bob Welch, R (1, 1) OBP: 0.063, SLG: 0.067 Derrel Thomas, S (8, 9) OBP: 0.600, SLG: 0.500	F9		1-3		K			FC5-4 BB BB		3 1	0 0	0 0	0 0	0 0	1 0	4 1
Inning Stats	R: 0 E: 0 K: 2 S: 9 H: 2 LOB: 2 BB: 0 P: 9	R: 0 E: 0 K: 0 S: 3 H: 0 LOB: 1 BB: 1 P: 7	R: 1 E: 0 K: 0 S: 5 H: 3 LOB: 1 BB: 0 P: 5	R: 0 E: 0 K: 1 S: 6 H: 1 LOB: 1 BB: 0 P: 6	R: 0 E: 0 K: 2 S: 9 H: 2 LOB: 2 BB: 0 P: 9	R: 2 E: 0 K: 2 S: 10 H: 3 LOB: 1 BB: 0 P: 10	R: 0 E: 0 K: 1 S: 6 H: 1 LOB: 1 BB: 0 P: 6	R: 0 E: 1 K: 0 S: 4 H: 0 LOB: 3 BB: 2 P: 12	R: 0 E: 0 K: 0 S: 3 H: 0 LOB: 0 BB: 0 P: 3	1B: 11 2B: 1 3B: 0 HR: 0 SF: 0 SAC: 0 DP: 1 HBP: 0						

PITCHER		IP	WLS	BF	H	R	ER	SO	BB	IBB	HBP	BLK	WP	HR	S	P	ERA	WHIP
Mike Krukow, R ERA: 3.22	(1, 1)	6.0		29	11	3	2	7	1	0	0	0	0	0	42	46	3.00	2.000
Ron Reed, R ERA: 1.8	(7, 1)	1.0		4	1	0	0	1	0	0	0	0	0	0	6	6	0.00	1.000
Sparky Lyle, L ERA: 4.26	(8, 1)	0.2		5	0	0	0	0	2	0	0	0	0	0	3	11	0.00	3.000
Ed Farmer, R ERA: 3.38	(8, 1)	1.1	W	4	0	0	0	0	0	0	0	0	0	0	4	4	0.00	0.000

PITCHER		IP	WLS	BF	H	R	ER	SO	BB	IBB	HBP	BLK	WP	HR	S	P	ERA	WHIP

BOTTOM

Philadelphia Phillies @ Los Angeles Dodgers

Dodger Stadium, Los Angeles, CA

Wed Apr 28 1982, 7:05 PM PDT

Att. 38,665 - Unknown

livebaseballscorecards.com

AB	39
R	3
H	12
RBI	3
BB	3
SO	8
LOB	21

WP: 0	PA: 42				
PB: 1					
SB: 0					
CS: 0					

Batter	1	2	3	4	5	6	7	8	9	AB	R	H	RBI	BB	SO	LOB
Bob Dernier, R (1, 9) OBP: 0.314, SLG: 0.281	5-3			6-3		K			4-3	4	0	0	0	0	1	0
Ivan De Jesus, R (1, 5) OBP: 0.320, SLG: 0.279	F9			FC6-4 S 1B		6-3			P4	4	0	1	0	0	0	0
Pete Rose, S (1, 3) OBP: 0.325, SLG: 0.380	6-3			FC6-4 BB			L7			2	0	0	0	1	0	0
Gary Matthews, R (1, 7) OBP: 0.260, SLG: 0.274		5-3		FC6-4			F3			3	0	0	0	0	0	2
Bo Diaz, R (1, 2) OBP: 0.292, SLG: 0.557		6-3		F9			6-3			3	0	0	0	0	0	2
Garry Maddox, R (1, 8) OBP: 0.212, SLG: 0.286		F9			P6			6-3		3	0	0	0	0	0	0
Julio Franco, R (1, 6) OBP: 0.333, SLG: 0.316			K		5-3			E4 G6-4-3		3	0	0	0	0	1	0
Luis Aguayo, R (1, 4) OBP: 0.364, SLG: 0.700			6-3		F5			G6-4-3 1-2f		2	0	0	0	0	0	0
Greg Gross, L (8, PH) OBP: 0.333, SLG: 0.304										1	0	0	0	0	0	1
Warren Brusstar, R (8, 1)										0	0	0	0	0	0	0
Dick Ruthven, R (1, 1) OBP: 0.250, SLG: 0.250			F8			F9			F9	1	0	0	0	0	0	0
Del Unser, L (6, PH)										1	0	0	0	0	0	0
Ron Reed, R (6, 1)										0	0	0	0	0	0	0
Dave Roberts, R (8, 4) OBP: 0.250, SLG: 0.143										0	0	0	0	0	0	0
George Vukovich, L (9, PH) OBP: 0.150, SLG: 0.150										1	0	0	0	0	0	0
Inning Stats	R: 0 E: 0 K: 0 S: 3	H: 0 LOB: 0 BB: 0 P: 3	R: 0 E: 0 K: 0 S: 3	H: 0 LOB: 0 BB: 0 P: 3	R: 0 E: 0 K: 1 S: 5	H: 0 LOB: 0 BB: 0 P: 5	R: 0 E: 0 K: 0 S: 4	H: 1 LOB: 2 BB: 1 P: 8	R: 0 E: 0 K: 0 S: 3	H: 0 LOB: 0 BB: 0 P: 3	R: 0 E: 0 K: 1 S: 5	H: 0 LOB: 0 BB: 0 P: 5	R: 0 E: 0 K: 0 S: 3	H: 0 LOB: 0 BB: 0 P: 3	R: 0 E: 1 K: 0 S: 3	H: 0 LOB: 0 BB: 0 P: 3	R: 0 E: 0 K: 0 S: 3	H: 0 LOB: 0 BB: 0 P: 3	1B: 1 2B: 0 3B: 0 HR: 0	SF: 0 SAC: 0 DP: 1 HBP: 0	WP: 0 PB: 0 SB: 1 CS: 0	PA: 29

TOP

Philadelphia Phillies @ Los Angeles Dodgers
Dodger Stadium, Los Angeles, CA
Thu Apr 29 1982, 7:05 PM PDT
Att. 36,198 - Unknown

livebaseballscorecards.com

AB	28
R	0
H	1
RBI	0
BB	1
SO	2
LOB	5

PITCHER	IP	WLS	BF	H	R	ER	SO	BB	IBB	HBP	BLK	WP	HR	S	P	ERA	WHIP
Burt Hooton, R (1, 1) ERA: 3.16	9.0	W	29	1	0	0	2	1	0	0	0	0	0	32	36	0.00	0.222

PITCHER	IP	WLS	BF	H	R	ER	SO	BB	IBB	HBP	BLK	WP	HR	S	P	ERA	WHIP

Batter	1	2	3	4	5	6	7	8	9	AB	R	H	RBI	BB	SO	LOB
Steve Sax, R (1, 4) OBP: 0.389, SLG: 0.378	5-3		4-3 SF9 1B		E G3 WP 2-3 1B		F8			4	2	2	0	0	0	0
Ken Landreaux, L (1, 8) OBP: 0.433, SLG: 0.430	S 1B SF8 BB		4-3 1-3		G3 1-3 3-H		G3			3	1	0	1	1	0	2
Dusty Baker Jr., R (1, 7) OBP: 0.348, SLG: 0.435	S 1-2 1B		SF9 3-H		BBB 4-0 3-H BB			6-3		2	0	1	1	1	0	0
Steve Garvey, R (1, 3) OBP: 0.253, SLG: 0.317	SF8 1-2 2-H		SSS 0-3 K		L8			1-3		3	0	0	1	0	1	1
Ron Cey, R (1, 5) OBP: 0.322, SLG: 0.413	SSS 0-3 K		SSS 0-3 K			6-3		1-3		4	0	0	0	0	2	1
Derrel Thomas, S (9, 5) OBP: 0.600, SLG: 0.500										0	0	0	0	0	0	0
Pedro Guerrero, R (1, 9) OBP: 0.350, SLG: 0.493		5-3		F8		2B 1B				3	0	1	0	0	0	0
Steve Yeager, R (1, 2) OBP: 0.370, SLG: 0.500		5-3		4-3		F9				3	0	0	0	0	0	1
Bill Russell, R (1, 6) OBP: 0.409, SLG: 0.375		E5			F2	1-H 2B				3	0	1	0	0	0	0
Mark Belanger, R (8, 6) OBP: 0.500, SLG: 0.571										0	0	0	0	0	0	0
Burt Hooton, R (1, 1) OBP: 0.091, SLG: 0.182		F8			1B G3 2B		SSS 0-3 K			3	1	1	0	0	1	1
Inning Stats	R: 1 H: 1 E: 0 LOB: 1 K: 1 BB: 1 S: 6 P: 10	R: 0 H: 0 E: 1 LOB: 1 K: 0 BB: 0 S: 4 P: 4	R: 1 H: 1 E: 0 LOB: 0 K: 1 BB: 0 S: 6 P: 6	R: 0 H: 0 E: 0 LOB: 0 K: 1 BB: 0 S: 5 P: 5	R: 2 H: 2 E: 1 LOB: 1 K: 0 BB: 1 S: 5 P: 9	R: 0 H: 2 E: 0 LOB: 2 K: 0 BB: 0 S: 4 P: 4	R: 0 H: 0 E: 0 LOB: 0 K: 1 BB: 0 S: 5 P: 5	R: 0 H: 0 E: 0 LOB: 0 K: 0 BB: 0 S: 3 P: 3		1B: 4 SF: 2 2B: 2 SAC: 0 3B: 0 DP: 0 HR: 0 HBP: 0						

PITCHER	IP	WLS	BF	H	R	ER	SO	BB	IBB	HBP	BLK	WP	HR	S	P	ERA	WHIP
Dick Ruthven, R (1, 1) ERA: 4.73	5.0	L	22	4	4	3	3	2	0	0	0	1	0	26	34	5.40	1.200
Ron Reed, R (6, 1) ERA: 1.59	2.0		7	2	0	0	1	0	0	0	0	0	0	9	9	0.00	1.000
Warren Brusstar, R (8, 1) ERA: 6.14	1.0		3	0	0	0	0	0	0	0	0	0	0	3	3	0.00	0.000

PITCHER	IP	WLS	BF	H	R	ER	SO	BB	IBB	HBP	BLK	WP	HR	S	P	ERA	WHIP

BOTTOM

Philadelphia Phillies @ Los Angeles Dodgers

Dodger Stadium, Los Angeles, CA

Thu Apr 29 1982, 7:05 PM PDT

Att. 36,198 - Unknown

livebaseballscorecards.com

AB	28
R	4
H	6
RBI	3
BB	2
SO	4
LOB	6

Batter	1	2	3	4	5	6	7	8	9	10	AB	R	H	RBI	BB	SO	LOB
Bob Dernier, R (1, 8) OBP: 0.282, SLG: 0.250	K			L8		4-3			K		4	0	0	0	0	2	0
Ivan De Jesus, R (1, 5) OBP: 0.316, SLG: 0.278	F9			1-3			F9		1B		4	0	1	0	0	0	0
Pete Rose, S (1, 3) OBP: 0.321, SLG: 0.400	L7			3B			1-3		L8		4	0	1	0	0	0	1
Gary Matthews, R (1, 7) OBP: 0.272, SLG: 0.325		6-3		F9			HR			FC5-6 1B	4	1	2	1	0	0	1
George Vukovich, L (1, 9) OBP: 0.125, SLG: 0.125		4-3			4-3		F5			FC5-6 1-2f HR	4	1	0	0	0	0	1
Bo Diaz, R (1, 2) OBP: 0.290, SLG: 0.585		5-3			K			L8		1-H HR	4	1	1	2	0	1	0
Dave Roberts, R (1, 4) OBP: 0.250, SLG: 0.182			G4-6-3 1B		F7			F3		F2	4	0	1	0	0	0	0
Julio Franco, R (1, 6) OBP: 0.320, SLG: 0.304			G4-6-3 1-2f			1-3		4-3		1B	4	0	1	0	0	0	1
Steve Carlton, L (1, 1) OBP: 0.133, SLG: 0.133			6-3			F7			1-3	4-3	4	0	0	0	0	0	1
Inning Stats	R: 0 H: 0 E: 0 LOB: 0 K: 1 BB: 0 S: 5 P: 5	R: 0 H: 0 E: 0 LOB: 0 K: 0 BB: 0 S: 3 P: 3	R: 0 H: 1 E: 0 LOB: 0 K: 0 BB: 0 S: 3 P: 3	R: 0 H: 1 E: 0 LOB: 1 K: 0 BB: 0 S: 4 P: 4	R: 0 H: 0 E: 0 LOB: 0 K: 1 BB: 0 S: 5 P: 5	R: 0 H: 0 E: 0 LOB: 0 K: 0 BB: 0 S: 3 P: 3	R: 1 H: 1 E: 0 LOB: 0 K: 0 BB: 0 S: 4 P: 4	R: 0 H: 0 E: 0 LOB: 0 K: 0 BB: 0 S: 3 P: 3	R: 0 H: 1 E: 0 LOB: 1 K: 1 BB: 0 S: 6 P: 6	R: 2 H: 3 E: 0 LOB: 1 K: 0 BB: 0 S: 6 P: 6	1B: 4 SF: 0 2B: 0 SAC: 0 3B: 1 DP: 1 HR: 2 HBP: 0						

PITCHER	IP	WLS	BF	H	R	ER	SO	BB	IBB	HBP	BLK	WP	HR	S	P	ERA	WHIP
Juan Eichelberger, R (1, 1) ERA: 4.02	10.0	L	36	7	3	3	3	0	0	0	0	0	2	42	42	2.70	0.700

PITCHER	IP	WLS	BF	H	R	ER	SO	BB	IBB	HBP	BLK	WP	HR	S	P	ERA	WHIP

TOP

Philadelphia Phillies @ San Diego Padres

Jack Murphy Stadium, San Diego, CA

Fri Apr 30 1982, 10:05 PM EDT

Att. 23,383 - Unknown

livebaseballscorecards.com

AB	36
R	3
H	7
RBI	3
BB	0
SO	3
LOB	5

WP: 0 PA: 36
PB: 0
SB: 0
CS: 0

Batter	1	2	3	4	5	6	7	8	9	10	AB	R	H	RBI	BB	SO	LOB
Gene Richards, L (1, 7) OBP: 0.325, SLG: 0.351	1B	K			FC3-5 1B		4-3			1B	5	1	3	0	0	1	2
Juan Bonilla, R (1, 4) OBP: 0.337, SLG: 0.390	1B		L9		FC3-5		F8			L9	5	0	2	0	0	0	1
Garry Templeton, S (1, 6) OBP: 0.247, SLG: 0.247	CS		6-3		FC3-5			1-3		L9	5	0	1	1	0	0	3
Ruppert Jones, L (1, 8) OBP: 0.427, SLG: 0.559	K		K		F2			F9		F7	4	0	0	0	1	2	4
Sixto Lezcano, R (1, 9) OBP: 0.386, SLG: 0.539	K			K		FC5-4 1B		F9			4	0	1	0	0	2	2
Terry Kennedy, L (1, 2) OBP: 0.275, SLG: 0.317		FC3-5 2B		1B BB		K		4-3			3	0	1	0	1	1	2
Luis Salazar, R (1, 5) OBP: 0.231, SLG: 0.274		FC3-5 1B		F9		FC5-4			6-3		4	0	0	0	0	0	3
Broderick Perkins, L (1, 3) OBP: 0.400, SLG: 0.349		1B		1B		1-3			F8		4	0	2	0	0	0	1
Juan Eichelberger, R (1, 1)		F8		L9			K2-3		K		4	0	0	0	0	2	4
Inning Stats	R: 1 H: 3 E: 0 LOB: 1 K: 2 BB: 0 S: 9 P: 9	R: 0 H: 2 E: 0 LOB: 2 K: 1 BB: 0 S: 7 P: 7	R: 0 H: 0 E: 0 LOB: 0 K: 1 BB: 0 S: 5 P: 5	R: 0 H: 1 E: 0 LOB: 2 K: 1 BB: 1 S: 6 P: 10	R: 0 H: 2 E: 0 LOB: 1 K: 0 BB: 0 S: 4 P: 4	R: 0 H: 1 E: 0 LOB: 1 K: 1 BB: 0 S: 6 P: 6	R: 0 H: 0 E: 0 LOB: 0 K: 1 BB: 0 S: 5 P: 5	R: 0 H: 0 E: 0 LOB: 1 K: 0 BB: 1 S: 3 P: 7	R: 0 H: 0 E: 0 LOB: 0 K: 1 BB: 0 S: 5 P: 5	R: 0 H: 1 E: 0 LOB: 1 K: 0 BB: 0 S: 4 P: 4	1B: 9 SF: 0 2B: 1 SAC: 0 3B: 0 DP: 0 HR: 0 HBP: 0						

PITCHER	IP	WLS	BF	H	R	ER	SO	BB	IBB	HBP	BLK	WP	HR	S	P	ERA	WHIP
Steve Carlton, L (1, 1) ERA: 4.93	10.0	W	40	10	1	1	8	2	0	0	0	0	0	54	62	0.90	1.200

PITCHER	IP	WLS	BF	H	R	ER	SO	BB	IBB	HBP	BLK	WP	HR	S	P	ERA	WHIP

BOTTOM

Philadelphia Phillies @ San Diego Padres

Jack Murphy Stadium, San Diego, CA

Fri Apr 30 1982, 10:05 PM EDT

Att. 23,383 - Unknown

livebaseballscorecards.com

AB	38
R	1
H	10
RBI	1
BB	2
SO	8
LOB	22

WP: 0	PA: 40		
PB: 0			
SB: 0			
CS: 1			

Philadelphia Phillies @ San Diego Padres

Jack Murphy Stadium, San Diego, CA

Sat May 01 1982, 10:05 PM EDT

Att. 39,785 - Unknown

TOP

livebaseballscorecards.com

Batter	1	2	3	4	5	6	7	8	9	AB	R	H	RBI	BB	SO	LOB
Bob Dernier, R (1, 8) OBP: 0.279, SLG: 0.250	F8		6-3 2-3	BB 1B 1-2 2-3 1B		F8			G3	4	1	1	0	0	0	1
George Vukovich, L (9, PH) OBP: 0.120, SLG: 0.120										1	0	0	0	0	0	0
Pete Rose, S (1, 3) OBP: 0.314, SLG: 0.380	6-3		6-3	BBBB 1B 1-2 2-3 3-H BB		4-3			4-3	4	0	0	1	1	0	1
Gary Matthews, R (1, 7) OBP: 0.282, SLG: 0.325	BBBB BB			F8 1-2 2-H 3-H 1B			6-3			3	0	1	2	1	0	0
Mike Schmidt, R (1, 5) OBP: 0.381, SLG: 0.133	P3			SSS FC6-4 BB L3			6-3			3	0	0	0	1	0	3
Bo Diaz, R (1, 2) OBP: 0.301, SLG: 0.580		CS 1B		FC6-4 WP HR 1-2f	FC5-4 1B		P4			4	1	2	0	0	0	1
Dick Davis, R (1, 9) OBP: 0.364, SLG: 0.476		4-3 1-2		1-H HR	F7			G4-6-3 1B		4	1	2	2	0	0	2
Dave Roberts, R (1, 4) OBP: 0.267, SLG: 0.214		F9		1B 1B	SSS K			G4-6-3 1-2f		3	1	1	0	0	1	1
Greg Gross, L (8, PH) OBP: 0.320, SLG: 0.292										1	0	0	0	0	0	1
Luis Aguayo, R (8, 4) OBP: 0.364, SLG: 0.700										0	0	0	0	0	0	0
Ivan De Jesus, R (1, 6) OBP: 0.313, SLG: 0.276			E6 6-3 SH1-4	1B 1B BB 1-2 1B	FC5-4 1-2f			5-3		4	1	1	0	0	0	1
Larry Christenson, R (1, 1) OBP: 0.111, SLG: 0.111			SH1-4 1-2	BB 1B 1-2 2-H 1B		SSS K			P4	1	1	1	1	0	0	0
Ron Reed, R (5, 1)										1	0	0	0	0	1	0
Warren Brusstar, R (8, 1)										0	0	0	0	0	0	0
Del Unser, L (9, PH)										1	0	0	0	0	0	0

	AB	34
	R	6
	H	9
	RBI	6
	BB	3
	SO	2
	LOB	11

Inning Stats	1	2	3	4	5	6	7	8	9
	R: 0 E: 0 K: 0 S: 3	H: 0 LOB: 1 BB: 1 P: 7	R: 0 E: 0 K: 0 S: 3	H: 1 LOB: 0 BB: 0 P: 3	R: 0 E: 1 K: 0 S: 4	H: 0 LOB: 1 BB: 0 P: 4	R: 6 E: 0 K: 0 S: 9	H: 6 LOB: 2 BB: 2 P: 17	R: 0 E: 0 K: 1 S: 6	H: 1 LOB: 1 BB: 0 P: 6	R: 0 E: 0 K: 1 S: 5	H: 0 LOB: 0 BB: 0 P: 5	R: 0 E: 0 K: 0 S: 3	H: 0 LOB: 0 BB: 0 P: 3	R: 0 E: 0 K: 0 S: 3	H: 1 LOB: 0 BB: 0 P: 3	R: 0 E: 0 K: 0 S: 3	H: 0 LOB: 0 BB: 0 P: 3

	1B: 8	SF: 0	WP: 1	PA: 38
	2B: 0	SAC: 1	PB: 0	
	3B: 0	DP: 1	SB: 0	
	HR: 1	HBP: 0	CS: 1	

PITCHER		IP	WLS	BF	H	R	ER	SO	BB	IBB	HBP	BLK	WP	HR	S	P	ERA	WHIP
Chris Welsh, L ERA: 14.73	(1, 1)	3.2		20	6	6	6	0	3	0	0	0	1	1	17	29	14.73	2.455
Eric Show, R ERA:	(4, 1)	0.1		2	1	0	0	0	0	0	0	0	0	0	2	2	0.00	3.000
Luis DeLeon, R ERA: 1.26	(5, 1)	5.0	W	16	2	0	0	2	0	0	0	0	0	0	20	20	0.00	0.400

PITCHER	IP	WLS	BF	H	R	ER	SO	BB	IBB	HBP	BLK	WP	HR	S	P	ERA	WHIP

Batter	1	2	3	4	5	6	7	8	9	AB	R	H	RBI	BB	SO	LOB
Luis Salazar, R (1, 5) OBP: 0.241, SLG: 0.282	5-3		G3 S BLK 1B		1B 1B	FC1-5 1B 2-3 1B		K		5	3	2	0	0	1	1
Juan Bonilla, R (1, 4) OBP: 0.341, SLG: 0.390	K		F3 1-2		1B 2B 1-2 1B	WP 1B 1-3 1B		F9		5	1	2	0	0	1	1
Garry Templeton, S (1, 6) OBP: 0.256, SLG: 0.256	K		G3 2-3		2B PB 1-2 2-H 1B	WP 1-2 3-H 1B		1-3		5	1	2	2	0	1	1
Ruppert Jones, L (1, 8) OBP: 0.442, SLG: 0.577		2B SF8 BB	S 3-H 1B		PB 1B 1-3 2-H 2B	G3 1-2 2-3				3	2	2	1	1	0	2
Sixto Lezcano, R (1, 9) OBP: 0.379, SLG: 0.538		2B 1-3 2B	K 1-2		K 2-3 3-H	F3				4	1	1	0	0	2	4
Terry Kennedy, L (1, 2) OBP: 0.288, SLG: 0.379		SF8 3-H		G3	1B 3-H		HR			3	1	2	3	0	0	0
Joe Lefebvre, L (1, 7) OBP: 0.417, SLG: 0.300		K		FC4-3 BB	K		4-3			3	0	0	0	1	2	2
Broderick Perkins, L (1, 3) OBP: 0.389, SLG: 0.362		2B 2-H		FC4-3 1-2f	K		F9			4	0	1	1	0	1	2
Chris Welsh, L (1, 1) Eric Show, R (4, 1) Tim Flannery, L (4, PH) OBP: 0.333, SLG: 0.556 Luis DeLeon, R (5, 1) OBP: 0.333, SLG: 0.667		F8		K		FC1-5 2B		K		1 0 1 2	0 0 0 0	0 0 0 1	0 0 1 0	0 0 1 0	0 0 1 1	1 0 1 0
Inning Stats	R: 0 H: 0 E: 0 LOB: 0 K: 2 BB: 0 S: 7 P: 7	R: 2 H: 2 E: 0 LOB: 1 K: 1 BB: 1 S: 7 P: 11	R: 1 H: 2 E: 0 LOB: 1 K: 1 BB: 0 S: 7 P: 7	R: 0 H: 0 E: 0 LOB: 1 K: 1 BB: 1 S: 5 P: 9	R: 4 H: 5 E: 0 LOB: 1 K: 3 BB: 0 S: 14 P: 14	R: 1 H: 3 E: 0 LOB: 2 K: 0 BB: 0 S: 6 P: 6	R: 1 H: 1 E: 0 LOB: 0 K: 1 BB: 0 S: 6 P: 6	R: 0 H: 0 E: 0 LOB: 0 K: 1 BB: 0 S: 5 P: 5		1B: 8 SF: 1 2B: 4 SAC: 0 3B: 0 DP: 0 HR: 1 HBP: 0						WP: 1 PA: 39 PB: 1 SB: 2 CS: 0

PITCHER	IP	WLS	BF	H	R	ER	SO	BB	IBB	HBP	BLK	WP	HR	S	P	ERA	WHIP
Larry Christenson, R (1, 1) ERA: 3.44	4.0	L	22	8	7	6	5	2	0	0	1	0	0	30	38	13.50	2.500
Ron Reed, R (5, 1) ERA: 2.25	3.0		14	5	2	2	4	0	0	0	0	1	1	22	22	6.00	1.667
Warren Brusstar, R (8, 1) ERA: 5.4	1.0		3	0	0	0	1	0	0	0	0	0	0	5	5	0.00	0.000

PITCHER	IP	WLS	BF	H	R	ER	SO	BB	IBB	HBP	BLK	WP	HR	S	P	ERA	WHIP

BOTTOM

Philadelphia Phillies @ San Diego Padres

Jack Murphy Stadium, San Diego, CA

Sat May 01 1982, 10:05 PM EDT

Att. 39,785 - Unknown

livebaseballscorecards.com

AB	36
R	9
H	13
RBI	7
BB	2
SO	10
LOB	15

Philadelphia Phillies @ San Diego Padres

Jack Murphy Stadium, San Diego, CA

Sun May 02 1982, 6:33 AM EDT

Att. 44,227 - Unknown

TOP

livebaseballscorecards.com

Batter	1	2	3	4	5	6	7	8	9	AB	R	H	RBI	BB	SO	LOB
Bob Dernier, R (1, 8) (6, 9) OBP: 0.298, SLG: 0.295	S 6-3 1B	4-3			4-3 HR 2B		SH SH1-4 1-2		1-3	4	2	2	0	0	0	1
Pete Rose, S (1, 3) OBP: 0.315, SLG: 0.370	BBBB S 1-3 BB		5-3		4-3 2-3		SH1-4 1-2 2-3			2	0	0	0	1	0	1
Gary Matthews, R (1, 7) OBP: 0.281, SLG: 0.313	6-3 1-2 3-H	F8			SSS K		BBBB G6-3 BB			3	0	0	1	1	1	2
Greg Gross, L (9, 7) OBP: 0.320, SLG: 0.292										0	0	0	0	0	0	0
Mike Schmidt, R (1, 5) OBP: 0.400, SLG: 0.421	5-3	2B			3-H HR		G6-3 1-2f			4	1	2	2	0	0	4
Bo Diaz, R (1, 2) OBP: 0.312, SLG: 0.563	BBBB BB		BBBB FC6-4 BB		SSS K2-3			SSS K		2	0	0	0	2	2	0
Dick Davis, R (1, 9) OBP: 0.340, SLG: 0.444	L8		FC6-4 1-2f			F8		SSS K		3	0	0	0	0	0	4
Garry Maddox, R (6, 8) OBP: 0.208, SLG: 0.280										1	0	0	0	0	1	0
Dave Roberts, R (1, 4) OBP: 0.211, SLG: 0.167		F9		P4		6-3		SSS K		4	0	0	0	0	1	0
Ivan De Jesus, R (1, 6) OBP: 0.310, SLG: 0.266		BBBB SH2-4 BB		6-3		L8			SSS K	3	0	0	0	1	1	0
Mike Krukow, R (1, 1) OBP: 0.125, SLG: 0.125		SH2-4 1-2		4-3			SH1-4 SH 1B		SSS K	3	0	1	0	0	1	0
Inning Stats	R: 1 H: 1 E: 0 LOB: 2 K: 0 BB: 2 S: 4 P: 12	R: 0 H: 0 E: 0 LOB: 1 K: 0 BB: 1 S: 3 P: 7	R: 0 H: 1 E: 0 LOB: 2 K: 0 BB: 1 S: 4 P: 8	R: 0 H: 0 E: 0 LOB: 0 K: 0 BB: 0 S: 3 P: 3	R: 2 H: 2 E: 0 LOB: 0 K: 2 BB: 0 S: 9 P: 9	R: 0 H: 0 E: 0 LOB: 0 K: 0 BB: 0 S: 3 P: 3	R: 0 H: 1 E: 1 LOB: 2 K: 0 BB: 1 S: 4 P: 8	R: 0 H: 0 E: 0 LOB: 0 K: 3 BB: 0 S: 9 P: 9	R: 0 H: 0 E: 0 LOB: 0 K: 2 BB: 0 S: 7 P: 7	1B: 2 SF: 0 2B: 2 SAC: 3 3B: 0 DP: 1 HR: 1 HBP: 0				WP: 0 PA: 37 PB: 0 SB: 3 CS: 0		

	AB	29
	R	3
	H	5
	RBI	3
	BB	5
	SO	7
	LOB	12

PITCHER		IP	WLS	BF	H	R	ER	SO	BB	IBB	HBP	BLK	WP	HR	S	P	ERA	WHIP
John Curtis, L ERA: 4.88	(1, 1)	6.0	L	26	4	3	3	2	4	0	0	0	0	1	26	42	4.50	1.333
Eric Show, R ERA:	(7, 1)	3.0		11	1	0	0	5	1	0	0	0	0	0	20	24	0.00	0.667

PITCHER	IP	WLS	BF	H	R	ER	SO	BB	IBB	HBP	BLK	WP	HR	S	P	ERA	WHIP

Batter	1	2	3	4	5	6	7	8	9	AB	R	H	RBI	BB	SO	LOB
Luis Salazar, R (1, 5) OBP: 0.241, SLG: 0.280	1-3		K			E7 1B			F9	4	0	1	0	0	1	1
Juan Bonilla, R (1, 4) OBP: 0.337, SLG: 0.384	4-3			G3-6-3 1B		F9			G6-4-3 1-2f	4	0	1	0	0	0	2
Garry Templeton, S (1, 6) OBP: 0.247, SLG: 0.247	K CS			G3-6-3 1-2f			L7			3	0	0	0	0	1	1
Ruppert Jones, L (1, 8) OBP: 0.427, SLG: 0.554	CS 1-2	1-3		K			G3			3	0	0	0	0	1	0
Sixto Lezcano, R (1, 9) OBP: 0.378, SLG: 0.542		2B			K		P3			3	0	1	0	0	1	0
Terry Kennedy, L (1, 2) OBP: 0.276, SLG: 0.362		L9			F7			G3		3	0	0	0	0	0	1
Joe Lefebvre, L (1, 7) OBP: 0.333, SLG: 0.231		F9			B3			K		3	0	0	0	0	1	1
Broderick Perkins, L (1, 3) OBP: 0.368, SLG: 0.340			F7			L6		F8		3	0	0	0	0	0	0
John Curtis, L (1, 1) OBP: 0.400, SLG: 0.400 Tim Flannery, L (6, PH) OBP: 0.300, SLG: 0.500 Eric Show, R (7, 1) Dave Edwards, R (9, PH) OBP: 0.375, SLG: 0.500			1-3			G3			G6-4-3 1B	1 1 0 1	0 0 0 0	0 0 0 1	0 0 0 0	0 0 0 0	0 0 0 0	0 0 0 0
Inning Stats	R: 0 H: 0 E: 0 LOB: 0 K: 1 BB: 0 S: 5 P: 5	R: 0 H: 1 E: 0 LOB: 1 K: 0 BB: 0 S: 4 P: 4	R: 0 H: 0 E: 0 LOB: 0 K: 1 BB: 0 S: 5 P: 5	R: 0 H: 1 E: 0 LOB: 0 K: 1 BB: 0 S: 5 P: 5	R: 0 H: 0 E: 0 LOB: 0 K: 1 BB: 0 S: 5 P: 5	R: 0 H: 1 E: 1 LOB: 1 K: 0 BB: 0 S: 4 P: 4	R: 0 H: 0 E: 0 LOB: 0 K: 0 BB: 0 S: 3 P: 3	R: 0 H: 0 E: 0 LOB: 0 K: 1 BB: 0 S: 5 P: 5	R: 0 H: 1 E: 0 LOB: 0 K: 0 BB: 0 S: 3 P: 3	1B: 3 SF: 0 2B: 1 SAC: 0 3B: 0 DP: 2 HR: 0 HBP: 0						

PITCHER	IP	WLS	BF	H	R	ER	SO	BB	IBB	HBP	BLK	WP	HR	S	P	ERA	WHIP
Mike Krukow, R (1, 1) ERA: 2.3	9.0	W	29	4	0	0	5	0	0	0	0	1	0	39	39	0.00	0.444

PITCHER	IP	WLS	BF	H	R	ER	SO	BB	IBB	HBP	BLK	WP	HR	S	P	ERA	WHIP

BOTTOM

Philadelphia Phillies @ San Diego Padres

Jack Murphy Stadium, San Diego, CA

Sun May 02 1982, 6:33 AM EDT

Att. 44,227 - Unknown

livebaseballscorecards.com

AB	29
R	0
H	4
RBI	0
BB	0
SO	5
LOB	6

Batter	1	2	3	4	5	6	7	8	9	AB	R	H	RBI	BB	SO	LOB
Bob Dernier, R (1, 8) (6, 9) OBP: 0.327, SLG: 0.333	BBBB 4-0 S S 1B BB	x 0-0 1B		x 0-0 WP 2-H 2B			SSS 0-3 ② K		x 0-0 ③ F8	4	1	2	1	1	1	0
Pete Rose, S (1, 3) OBP: 0.312, SLG: 0.357	BBBB 4-0 S 1-2 1B BB	x 0-0 ② L9		x 0-0 ③ 4-3 2-3			x 0-0 ③ F9			3	1	0	0	1	0	2
Mike Schmidt, R (1, 5) OBP: 0.379, SLG: 0.435	SSS 0-3 ① K 1-2 2-3	SSS 0-3 ③ K			x 0-0 ① F9			x 0-0 4-3 SF9 2B		4	1	1	0	0	2	3
Gary Matthews, R (1, 7) OBP: 0.290, SLG: 0.322 Greg Gross, L (8, 7) OBP: 0.320, SLG: 0.292	x 0-0 BB 1B 2-H 3-H 1B		x 0-0 ① 6-3		x 0-0 G5-4-3 1B			x 0-0 ① 4-3 2-3		4 0	1 0	2 0	2 0	0 0	0 0	1 0
Bo Diaz, R (1, 2) OBP: 0.321, SLG: 0.548	BBBB 4-0 F9 1B 1-2 BB	SSS 0-3 ② K			x 0-0 ② ③ G5-4-3 1-2f			4-0 IBB		2	0	0	0	2	1	1
George Vukovich, L (1, 9) OBP: 0.143, SLG: 0.143 Garry Maddox, R (6, 8) OBP: 0.208, SLG: 0.280 Dick Davis, R (8, PH) (8, 8) OBP: 0.333, SLG: 0.444	x 0-0 1-2 2-H 1B		x 0-0 ③ 6-3			x 0-0 ① F9		x 0-0 ② SF9 3-H		3 0 0	0 0 0	1 0 0	1 0 1	0 0 0	0 0 0	0 0 0
Dave Roberts, R (1, 4) OBP: 0.174, SLG: 0.136	x 0-0 ② F9 2-3			x 0-0 ① 4-3		x 0-0 ② 5-3		SSS 0-3 ③ K		4	0	0	0	0	1	3
Ivan De Jesus, R (1, 6) OBP: 0.308, SLG: 0.256	x 0-0 ③ L9			BBBB 4-0 SH5-4 2B BB		x 0-0 ③ P4			x 0-0 ① 6-3	3	1	0	0	1	0	2
Dick Ruthven, R (1, 1) OBP: 0.222, SLG: 0.222 Sid Monge, S (3, 1) Ed Farmer, R (8, 1)		SSS 0-3 ① K		x 0-0 ② SH5-4 1-2			SSS 0-3 ① K		SSS 0-3 ② K	1 1 1	0 0 0	0 0 0	0 0 0	0 0 0	1 1 1	0 0 0
Inning Stats	R: 3 H: 2 E: 0 LOB: 2 K: 1 BB: 3 S: 7 P: 19	R: 0 H: 1 E: 0 LOB: 1 K: 2 BB: 0 S: 8 P: 8	R: 0 H: 0 E: 0 LOB: 0 K: 1 BB: 0 S: 5 P: 5	R: 1 H: 1 E: 0 LOB: 1 K: 0 BB: 1 S: 4 P: 8	R: 0 H: 1 E: 0 LOB: 0 K: 0 BB: 0 S: 3 P: 3	R: 0 H: 0 E: 0 LOB: 0 K: 0 BB: 0 S: 3 P: 3	R: 0 H: 0 E: 0 LOB: 0 K: 2 BB: 0 S: 7 P: 7	R: 1 H: 1 E: 0 LOB: 1 K: 1 BB: 1 S: 6 P: 10	R: 0 H: 0 E: 0 LOB: 0 K: 1 BB: 0 S: 5 P: 5	1B: 4 SF: 1 2B: 2 SAC: 1 3B: 0 DP: 1 HR: 0 HBP: 0						

PITCHER		IP	WLS	BF	H	R	ER	SO	BB	IBB	HBP	BLK	WP	HR	S	P	ERA	WHIP
Alan Fowlkes, R ERA: 4.76	(1, 1)	0.1		5	1	3	3	1	3	0	0	0	0	0	4	16	81.00	12.000
Dan Schatzeder, L ERA: 7.48	(1, 1)	6.2	L	24	4	1	1	5	1	0	0	0	1	0	33	37	1.35	0.750
Gary Lavelle, L ERA: 2.87	(8, 1)	2.0		8	1	1	1	2	0	1	0	0	0	0	11	15	4.50	0.500

PITCHER	IP	WLS	BF	H	R	ER	SO	BB	IBB	HBP	BLK	WP	HR	S	P	ERA	WHIP

TOP

Philadelphia Phillies @ San Francisco Giants
Candlestick Park, San Francisco, CA
Mon May 03 1982, 10:05 PM EDT
Att. 12,022 - Unknown

livebaseballscorecards.com

AB	30
R	5
H	6
RBI	5
BB	5
SO	8
LOB	12

WP: 1 PA: 37
PB: 0
SB: 3
CS: 0

Batter	1	2	3	4	5	6	7	8	9	AB	R	H	RBI	BB	SO	LOB
Chili Davis, S (1, 8) OBP: 0.380, SLG: 0.442	K	K		CS 1B			G4-6-3 1B			4	0	2	0	0	2	2
Joe Morgan, L (1, 4) OBP: 0.342, SLG: 0.354	1-3		P6	CS 1-2	F8		G4-6-3 1-2f			4	0	0	0	0	0	1
Champ Summers, L (1, 7) OBP: 0.386, SLG: 0.378	1-3		BB 1B HBP		1B			3-1		3	1	1	0	0	0	0
Reggie Smith, S (1, 3) OBP: 0.315, SLG: 0.348		F7	P4		P4			F3		4	0	0	0	0	0	2
Darrell Evans, L (1, 5) OBP: 0.375, SLG: 0.475		HR	1B BB 1-2		4-3			BB		2	1	1	1	2	0	1
Jack Clark, R (1, 9) OBP: 0.313, SLG: 0.286		E5 1B 1B	1B 1-2 2-H				K	K		4	1	1	1	0	2	1
Milt May, L (1, 2) OBP: 0.353, SLG: 0.457		F8	L8				F7		6-3	4	0	0	0	0	0	3
Johnnie LeMaster, R (1, 6) OBP: 0.304, SLG: 0.203		1B 1-2		F8			F8		4-3	3	0	1	0	0	0	0
Duane Kuiper, L (9, PH) OBP: 0.381, SLG: 0.395		1B								1	0	0	0	0	0	0
Alan Fowlkes, R (1, 1) OBP: 0.222, SLG: 0.125										0	0	0	0	0	0	0
Dan Schatzeder, L (1, 1) OBP: 0.143, SLG: 0.143										2	0	1	1	0	1	0
Jose Barrios, R (7, PH) OBP: 0.182, SLG: 0.182										1	0	0	0	0	0	0
Gary Lavelle, S (8, 1)										0	0	0	0	0	0	0
Dave Bergman, L (9, PH) OBP: 0.344, SLG: 0.407		1-2 2-H 1B		K			6-3		G3	1	0	0	0	0	0	0
Inning Stats	R: 0 E: 0 K: 1 S: 5 H: 0 LOB: 0 BB: 0 P: 5	R: 2 E: 1 K: 1 S: 9 H: 3 LOB: 2 BB: 0 P: 9	R: 1 E: 0 K: 0 S: 4 H: 1 LOB: 2 BB: 1 P: 9	R: 0 E: 0 K: 1 S: 5 H: 1 LOB: 0 BB: 0 P: 5	R: 0 E: 0 K: 0 S: 4 H: 1 LOB: 1 BB: 0 P: 4	R: 0 E: 0 K: 1 S: 5 H: 0 LOB: 0 BB: 0 P: 5	R: 0 E: 0 K: 0 S: 3 H: 1 LOB: 0 BB: 0 P: 3	R: 0 E: 0 K: 1 S: 5 H: 0 LOB: 1 BB: 1 P: 9	R: 0 E: 0 K: 0 S: 3 H: 0 LOB: 0 BB: 0 P: 3	1B: 6 2B: 0 3B: 0 HR: 1	SF: 0 SAC: 0 DP: 1 HBP: 1						

PITCHER	IP	WLS	BF	H	R	ER	SO	BB	IBB	HBP	BLK	WP	HR	S	P	ERA	WHIP
Dick Ruthven, R (1, 1) ERA: 4.91	2.2		15	4	3	2	2	1	0	1	0	0	1	17	22	6.75	1.875
Sid Monge, L (3, 1) ERA: 4.85	5.0	W	17	3	0	0	2	1	0	0	0	0	0	20	24	0.00	0.800
Ed Farmer, R (8, 1) ERA: 3.0	1.1	S	4	0	0	0	1	0	0	0	0	0	0	6	6	0.00	0.000

PITCHER	IP	WLS	BF	H	R	ER	SO	BB	IBB	HBP	BLK	WP	HR	S	P	ERA	WHIP

BOTTOM

Philadelphia Phillies @ San Francisco Giants
Candlestick Park, San Francisco, CA
Mon May 03 1982, 10:05 PM EDT
Att. 12,022 - Unknown

livebaseballscorecards.com

AB	33
R	3
H	7
RBI	3
BB	2
SO	5
LOB	10

WP: 0 PB: 0 SB: 0 CS: 1 PA: 37

Batter	1	2	3	4	5	6	7	8	9	AB	R	H	RBI	BB	SO	LOB
Bob Dernier, R (1, 8) (5, 9) OBP: 0.328, SLG: 0.333	S S S 0-3 ① K	x 0-0 S 1B		x 0-0 ② 6-3		x 0-0 1B S 9-2 1B	S S S 0-3 ① K		x 0-0 ③ 6-3	6	0	2	0	0	2	3
Pete Rose, S (1, 3) OBP: 0.316, SLG: 0.352 Ron Reed, R (8, 1)	x 0-0 ② L7	B B B 4-0 FC5-4 1-2 BB		x 0-0 ③ F7		x 0-0 2B 1-3 1B	x 0-0 ② FC6-4 1-2f 2-3 3-H			4 0	0 0	1 0	1 0	1 0	0 0	2 0
Mike Schmidt, R (1, 5) OBP: 0.382, SLG: 0.385	B B B B 4-0 BB	x 0-0 ③ FC5-4 1-2f			B B B 4-0 FC6-4 BB	x 0-0 ①② 9-2 3-Hf	x 0-0 ③ P6			3	0	0	0	2	0	6
Gary Matthews, R (1, 7) OBP: 0.292, SLG: 0.333 Garry Maddox, R (5, 8) OBP: 0.218, SLG: 0.308	S S S 0-3 ③ K	x 0-0 FC1-6 2B		x 0-0 ① FC6-4 E S 1-2f HR	x 0-0 1-3 2B		x 0-0 ① F9		3 2	2 0	1 1	0 0	0 0	1 0	2 0
Bo Diaz, R (1, 2) OBP: 0.314, SLG: 0.519	B B B B 4-0 1B HR BB	x 0-0 ① 6-3		x 0-0 E5 1-3 HR	x 0-0 ③ P4		x 0-0 E5		4	2	0	0	1	0	4
George Vukovich, L (1, 9) (5, 7) OBP: 0.212, SLG: 0.281	S S S 0-3 ① K	I I I I 4-0 FC1-6 IBB		x 0-0 1-H 3-H HR		x 0-0 1B SH 1B	x 0-0 ② F5		4	2	2	3	1	1	2
Manny Trillo, R (1, 4) OBP: 0.302, SLG: 0.281	x 0-0 1-2 HR 1B	x 0-0 ② FC1-6 1-2f 2-H		x 0-0 1-3 1B		x 0-0 SH SH 1-3 FC6-4 1B	S S S 0-3 ③ K		5	2	3	0	0	1	2
Ivan De Jesus, R (1, 6) OBP: 0.295, SLG: 0.244	S S S 0-3 ② K	x 0-0 ③ L6		x 0-0 ② 1-3 1-2		x 0-0 SH FC6-4 SH 1-2 3-H		x 0-0 ① 5-3	4	0	0	1	0	1	4
Steve Carlton, L (1, 1) OBP: 0.167, SLG: 0.333 Del Unser, L (8, 3)	x 0-0 1-H 2-H HR		x 0-0 ① F7	x 0-0 ③ 6-3		x 0-0 SH FC6-4 1-2 2-3		S S S 0-3 ② K	3 1	1 0	1 0	3 0	0 0	0 1	1 0
Inning Stats	R: 0 H: 0 E: 0 LOB: 1 K: 2 BB: 1 S: 7 P: 11	R: 3 H: 3 E: 0 LOB: 2 K: 2 BB: 2 S: 10 P: 18	R: 1 H: 1 E: 0 LOB: 1 K: 0 BB: 1 S: 4 P: 8	R: 0 H: 0 E: 0 LOB: 0 K: 0 BB: 0 S: 3 P: 3	R: 3 H: 2 E: 1 LOB: 1 K: 0 BB: 1 S: 6 P: 10	R: 0 H: 3 E: 0 LOB: 2 K: 0 BB: 0 S: 5 P: 5	R: 2 H: 2 E: 1 LOB: 2 K: 1 BB: 0 S: 9 P: 9	R: 0 H: 0 E: 1 LOB: 1 K: 1 BB: 0 S: 6 P: 6	R: 0 H: 0 E: 0 LOB: 0 K: 1 BB: 0 S: 5 P: 5	1B: 7 SF: 0 2B: 3 SAC: 2 3B: 0 DP: 1 HR: 2 HBP: 0						WP: 0 PA: 46 PB: 0 SB: 3 CS: 0

TOP

Philadelphia Phillies @ San Francisco Giants
Candlestick Park, San Francisco, CA
Tue May 04 1982, 10:05 PM EDT
Att. 5,656 - Unknown

livebaseballscorecards.com

AB	39
R	9
H	11
RBI	8
BB	5
SO	7
LOB	26

PITCHER		IP	WLS	BF	H	R	ER	SO	BB	IBB	HBP	BLK	WP	HR	S	P	ERA	WHIP
Rich Gale, R ERA: 4.62	(1, 1)	4.1	L	24	5	7	6	4	4	1	0	0	0	2	27	47	12.46	2.077
Jim Barr, R ERA: 3.66	(5, 1)	1.2		8	4	0	0	0	0	0	0	0	0	0	8	8	0.00	2.400
Fred Breining, R ERA: 4.11	(7, 1)	2.0		11	2	2	1	2	0	0	0	0	0	0	15	15	4.50	1.000
Greg Minton, R ERA: 1.62	(9, 1)	1.0		3	0	0	0	1	0	0	0	0	0	0	5	5	0.00	0.000

PITCHER	IP	WLS	BF	H	R	ER	SO	BB	IBB	HBP	BLK	WP	HR	S	P	ERA	WHIP

Batter	1	2	3	4	5	6	7	8	9	AB	R	H	RBI	BB	SO	LOB
Chili Davis, S (1, 8) OBP: 0.381, SLG: 0.440	F9		1B 1B 1B	K		K		1-3 1-2 1B		5	1	2	0	0	2	2
Joe Morgan, L (1, 4) OBP: 0.372, SLG: 0.406	2B		1B 1-2 1B	1B 1-H 2B		E 1-2 BB		P6		4	1	3	1	1	0	2
Jim Wohlford, R (1, 7) OBP: 0.500, SLG: 0.706	F8		S 1-3 2-H 1B	1B 2-H 1B		E1 1-2 2-3		1-3 1-2 2-3		5	0	2	2	0	0	5
Jack Clark, R (1, 9) OBP: 0.295, SLG: 0.267	K		K 1-2	K		F8		6-3		5	0	0	0	0	3	9
Darrell Evans, L (1, 5) OBP: 0.366, SLG: 0.452		K	BB	K	K	4-3			K	4	0	0	0	1	3	3
Jose Barrios, R (1, 3) OBP: 0.125, SLG: 0.125		E9 BB 1B	K		6-3		6-3		3-1	5	1	0	0	0	1	3
Jeff Ransom, R (1, 2) OBP: 0.277, SLG: 0.175		1B 1-2 BB	F8		BB		F2		5-3	3	0	0	0	2	0	3
Johnnie LeMaster, R (1, 6) OBP: 0.301, SLG: 0.206		1-3 2-H 1B		K	F7		F8			4	0	1	1	0	1	1
Rich Gale, R (1, 1) OBP: 0.182, SLG: 0.100 Jim Barr, R (5, 1) OBP: 0.500, SLG: 0.500 Duane Kuiper, L (6, PH) OBP: 0.395, SLG: 0.395 Fred Breining, R (7, 1) Dave Bergman, L (8, PH) OBP: 0.364, SLG: 0.407 Greg Minton, S (9, 1)		K	2B	E BB BB		1-3 1B BB				2 0 0 0 0 0	1 0 0 0 0 0	1 0 0 0 0 0	0 0 0 0 0 0	0 0 1 0 1 0	1 0 0 0 0 0	1 0 0 0 0 0
Inning Stats	R: 0 E: 0 K: 1 S: 6 H: 1 LOB: 1 BB: 0 P: 6	R: 1 E: 1 K: 2 S: 8 H: 1 LOB: 1 BB: 1 P: 12	R: 1 E: 0 K: 2 S: 10 H: 3 LOB: 3 BB: 1 P: 14	R: 2 E: 0 K: 3 S: 12 H: 3 LOB: 1 BB: 0 P: 12	R: 0 E: 0 K: 1 S: 5 H: 0 LOB: 1 BB: 1 P: 9	R: 0 E: 1 K: 1 S: 6 H: 0 LOB: 3 BB: 2 P: 14	R: 0 E: 0 K: 0 S: 3 H: 0 LOB: 0 BB: 0 P: 3	R: 0 E: 0 K: 0 S: 4 H: 1 LOB: 2 BB: 1 P: 8	R: 0 E: 0 K: 1 S: 5 H: 0 LOB: 0 BB: 0 P: 5	1B: 7 2B: 2 3B: 0 HR: 0	SF: 0 SAC: 0 DP: 0 HBP: 0			WP: 0 PB: 0 SB: 1 CS: 0	PA: 43	

PITCHER		IP	WLS	BF	H	R	ER	SO	BB	IBB	HBP	BLK	WP	HR	S	P	ERA	WHIP
Steve Carlton, L ERA: 4.78	(1, 1)	7.0	W	35	8	4	3	10	5	0	0	0	0	0	50	70	3.86	1.857
Ron Reed, R ERA: 2.05	(8, 1)	2.0		8	1	0	0	1	1	0	0	0	0	0	9	13	0.00	1.000

PITCHER	IP	WLS	BF	H	R	ER	SO	BB	IBB	HBP	BLK	WP	HR	S	P	ERA	WHIP

BOTTOM

Philadelphia Phillies @ San Francisco Giants

Candlestick Park, San Francisco, CA

Tue May 04 1982, 10:05 PM EDT

Att. 5,656 - Unknown

livebaseballscorecards.com

AB	37
R	4
H	9
RBI	4
BB	6
SO	11
LOB	29

San Diego Padres @ Philadelphia Phillies

Veterans Stadium, Philadelphia, PA

Thu May 06 1982, 7:05 PM EDT

Att. 21,248 - Unknown

TOP

livebaseballscorecards.com

Batter	1	2	3	4	5	6	7	8	9	AB	R	H	RBI	BB	SO	LOB
Alan Wiggins, S (1, 7) (7, 9) OBP: 0.357, SLG: 0.308	0-0 ① 6-3		0-0 S 1B			0-0 1-2 3B 1B	4-0 BBBB 1B FC3-6 BB		0-0 1-2 G4-6-3 1B	4	2	3	0	1	0	0
Juan Bonilla, R (1, 4) OBP: 0.324, SLG: 0.364	0-0 ② 1-3		0-0 ③ 6-3 1-2			0-0 ① F3	0-0 FC3-6 1-3 1B		0-0 ②③ G4-6-3 1-2f	5	0	1	0	0	0	5
Garry Templeton, S (1, 6) OBP: 0.267, SLG: 0.320	0-0 ③ G3			0-0 ① 6-3		0-0 ② 1B 1-H 2-H 3B	0-0 ② FC3-6 1-2f 3-H			4	1	1	3	0	0	1
Ruppert Jones, L (1, 8) OBP: 0.426, SLG: 0.547		0-0 E G1-6-3 2B		0-0 ② F7		0-0 S 1B SF8 3-H 1B	SSS 0-3 ③ K			4	2	2	1	0	1	1
Sixto Lezcano, R (1, 9) OBP: 0.366, SLG: 0.548		0-0 E5 G1-6-3 2-3		0-0 ③ F9		0-0 1-2 3B 1B		SSS 0-3 ① K		3	1	1	0	0	0	1
Randy Bass, L (7, 3) OBP: 0.214, SLG: 0.167										1	0	0	0	0	1	0
Terry Kennedy, L (1, 2) OBP: 0.261, SLG: 0.342		0-0 ①② G1-6-3 1-2f 3-H			0-0 ① L6	0-0 ② SF8 2-H		0-0 ② F6		3	0	0	1	0	0	1
Luis Salazar, R (1, 5) OBP: 0.253, SLG: 0.309		0-0 ③ 5-3			0-0 ② 5-3	0-0 1-H 3B		SSS 0-3 ③ K		4	0	1	1	0	1	0
Broderick Perkins, L (1, 3)			0-0 ① F5		0-0 ③ F8	0-0 5-3			0-0 ① 5-3	3	0	0	0	0	0	1
Chris Welsh, L (6, 1)										0	0	0	0	0	0	0
Floyd Chiffer, R (6, 1)										0	0	0	0	0	0	0
Dave Edwards, R (9, PH) OBP: 0.333, SLG: 0.444										1	0	0	0	0	0	0
Juan Eichelberger, R (1, 1)			SSS 0-3 ② K			BBBB 4-0 1B 3B BB	SSS 0-3 ① K		BBBB 4-0 1B BB	1	0	0	0	0	1	0
Eric Show, R (5, 1)										0	0	0	0	0	0	0
Tim Flannery, L (6, PH) OBP: 0.364, SLG: 0.500										0	1	0	0	1	0	0
Kurt Bevacqua, R (6, 3) (7, 7) OBP: 0.333, SLG: 0.158										1	0	0	0	1	1	0
Inning Stats	R: 0 E: 0 K: 0 S: 3 H: 0 LOB: 0 BB: 0 P: 3	R: 1 E: 1 K: 0 S: 4 H: 1 LOB: 0 BB: 0 P: 4	R: 0 E: 0 K: 1 S: 6 H: 1 LOB: 1 BB: 0 P: 6	R: 0 E: 0 K: 0 S: 3 H: 0 LOB: 0 BB: 0 P: 3	R: 0 E: 0 K: 0 S: 3 H: 0 LOB: 0 BB: 0 P: 3	R: 5 E: 0 K: 0 S: 8 H: 5 LOB: 1 BB: 1 P: 12	R: 1 E: 0 K: 2 S: 8 H: 1 LOB: 1 BB: 1 P: 12	R: 0 E: 0 K: 2 S: 7 H: 0 LOB: 0 BB: 0 P: 7	R: 0 E: 0 K: 0 S: 3 H: 1 LOB: 1 BB: 1 P: 7	1B: 6 2B: 1 3B: 2 HR: 0	SF: 1 SAC: 0 DP: 2 HBP: 0						

	AB	34
	R	7
	H	9
	RBI	6
	BB	3
	SO	5
	LOB	10

WP: 0 PB: 0 SB: 2 CS: 0 PA: 38

PITCHER		IP	WLS	BF	H	R	ER	SO	BB	IBB	HBP	BLK	WP	HR	S	P	ERA	WHIP
Larry Christenson, R ERA: 3.66	(1, 1)	5.1	W	21	4	4	3	1	1	0	0	0	0	0	22	26	5.06	0.938
Sid Monge, L ERA: 5.93	(6, 1)	0.2		5	3	2	2	0	0	0	0	0	0	0	5	5	27.00	4.500
Ron Reed, R ERA: 2.35	(7, 1)	1.0		5	1	1	1	2	1	0	0	0	0	0	8	12	9.00	2.000
Sparky Lyle, L ERA: 3.24	(8, 1)	2.0		7	1	0	0	2	1	0	0	0	0	0	10	14	0.00	1.000

PITCHER		IP	WLS	BF	H	R	ER	SO	BB	IBB	HBP	BLK	WP	HR	S	P	ERA	WHIP

Batter	1	2	3	4	5	6	7	8	9	AB	R	H	RBI	BB	SO	LOB
Bob Dernier, R (1, 8) (6, 9) OBP: 0.317, SLG: 0.316	F8	6-3		5-3		BBBB S 1B BB	SF8 3-H			3	1	0	1	1	0	0
Pete Rose, S (1, 3) OBP: 0.330, SLG: 0.359	E 1B 1B		4-3	3-1		1-H 1B 1B	BBBB 1B 1-2 BB			4	2	2	1	1	0	0
Mike Schmidt, R (1, 5) OBP: 0.359, SLG: 0.333	SSS K		BBBB S 2B BB		5-3	F9	F8			4	1	0	0	1	1	4
Gary Matthews, R (1, 7) OBP: 0.293, SLG: 0.326 Garry Maddox, R (6, 8) OBP: 0.228, SLG: 0.315	E5 1B 1-2 1B		SSS K 1-2		BBBB 1B 2B BB	F8	FC5-4 1-3 2-H 1B			2 2	2 0	0 1	0 1	1 0	1 0	2 1
Bo Diaz, R (1, 2) OBP: 0.341, SLG: 0.549	1B 1-2 2-H 1B		2-H 2B		1-3 2B 1B	1B 1-2 1B	FC5-4 1-2f			5	3	4	2	0	0	2
George Vukovich, L (1, 9) (6, 7) OBP: 0.289, SLG: 0.378	1-3 2-H 1B		1B 2-H 1B		1-H 3B 3-H 2B	CS 1B 1-3 2-H 1B		F7		5	1	4	5	0	0	0
Manny Trillo, R (1, 4) OBP: 0.324, SLG: 0.339	1-3		1-3 1B		2-H 3B	1-2 3-H 1B		4-3		5	0	3	2	0	0	2
Ivan De Jesus, R (1, 6) OBP: 0.300, SLG: 0.244		6-3	F8		1-3	CS 2-3	1B SF8 1B	BBBB	BB	4	1	1	0	1	0	3
Larry Christenson, R (1, 1) OBP: 0.083, SLG: 0.083 Sid Monge, S (6, 1) Ron Reed, R (7, 1) Ozzie Virgil, R (7, PH) OBP: 0.333, SLG: 0.333 Julio Franco, R (7, PR) OBP: 0.320, SLG: 0.304 Sparky Lyle, L (8, 1)		SSS K		SSS K	6-3		1B BB 1-3 1B	SSS K		3 0 0 1 0 1	0 0 0 0 1 0	0 0 0 1 0 0	0 0 0 0 0 1	0 0 0 0 0 0	2 0 0 0 0 1	1 0 0 0 0 1
Inning Stats	R: 2 E: 1 K: 1 S: 9 H: 3 LOB: 2 BB: 0 P: 9	R: 0 E: 0 K: 1 S: 5 H: 0 LOB: 0 BB: 0 P: 5	R: 2 E: 0 K: 1 S: 8 H: 3 LOB: 2 BB: 1 P: 12	R: 0 E: 0 K: 1 S: 5 H: 0 LOB: 0 BB: 0 P: 5	R: 3 E: 0 K: 0 S: 6 H: 3 LOB: 1 BB: 1 P: 10	R: 3 E: 0 K: 0 S: 6 H: 4 LOB: 1 BB: 1 P: 10	R: 2 E: 0 K: 0 S: 6 H: 3 LOB: 2 BB: 1 P: 10	R: 0 E: 0 K: 1 S: 5 H: 0 LOB: 1 BB: 1 P: 9		1B: 13 2B: 2 3B: 1 HR: 0	SF: 1 SAC: 0 DP: 0 HBP: 0					

BOTTOM

San Diego Padres @ Philadelphia Phillies

Veterans Stadium, Philadelphia, PA

Thu May 06 1982, 7:05 PM EDT

Att. 21,248 - Unknown

livebaseballscorecards.com

AB	39
R	12
H	16
RBI	12
BB	5
SO	5
LOB	16

WP: 0 PB: 0 SB: 2 CS: 1 PA: 46

PITCHER		IP	WLS	BF	H	R	ER	SO	BB	IBB	HBP	BLK	WP	HR	S	P	ERA	WHIP
Juan Eichelberger, R ERA: 4.63	(1, 1)	4.1	L	24	8	7	5	4	2	0	0	0	0	0	30	38	10.38	2.308
Eric Show, R ERA:	(5, 1)	0.2		3	1	0	0	0	0	0	0	0	0	0	3	3	0.00	1.500
Chris Welsh, L ERA: 19.64	(6, 1)	0.0		2	1	2	2	0	1	0	0	0	0	0	1	5	∞	∞
Floyd Chiffer, R ERA: 1.88	(6, 1)	3.0		16	6	3	3	1	2	0	0	0	0	0	16	24	9.00	2.667

PITCHER	IP	WLS	BF	H	R	ER	SO	BB	IBB	HBP	BLK	WP	HR	S	P	ERA	WHIP

San Diego Padres @ Philadelphia Phillies

Veterans Stadium, Philadelphia, PA

Fri May 07 1982, 7:05 PM EDT

Att. 26,113 - Unknown

TOP

livebaseballscorecards.com

Batter	1	2	3	4	5	6	7	8	9	AB	R	H	RBI	BB	SO	LOB
Alan Wiggins, S (1, 7) OBP: 0.316, SLG: 0.235	1-3	6-3		BB			F9		F7	4	0	0	0	1	0	1
Juan Bonilla, R (1, 4) OBP: 0.327, SLG: 0.359	FC3-6, 1B, 1B	4-3		F4			1B, BB		F8	4	1	1	0	1	0	4
Garry Templeton, S (1, 6) OBP: 0.266, SLG: 0.317	FC3-6, 1-2, 1B		F4		6-3		F8			4	0	1	0	0	0	1
Ruppert Jones, L (1, 8) OBP: 0.429, SLG: 0.539	FC3-6, 1B, 1-2f, 2-3		BB, 7-4		F7		1-2, 1B			3	1	1	0	1	0	2
Sixto Lezcano, R (1, 9) OBP: 0.362, SLG: 0.536	1B, 1-2, 3-H, 1B		7-4, 1-2f		F8		F9			4	0	1	1	0	0	3
Terry Kennedy, L (1, 2) OBP: 0.283, SLG: 0.361	1-3, 2-H, 1B			BB, BB, 1B		F5		G6-3, 1B		4	0	3	1	0	0	0
Luis Salazar, R (1, 5) OBP: 0.252, SLG: 0.306	K			K		1B		F9		4	0	1	0	0	2	4
Broderick Perkins, L (1, 3) OBP: 0.347, SLG: 0.290		F7		BB, 1-2, BB		F2		G6-3, 1-2f		3	0	0	0	1	0	2
John Curtis, L (1, 1)				K		K			6-3	3	0	1	0	0	2	3
Eric Show, R (8, 1)		3B								1	0	0	0	0	0	0
Gary Lucas, L (9, 1)										0	0	0	0	0	0	0
Luis DeLeon, R (9, 1) OBP: 0.333, SLG: 0.667										0	0	0	0	0	0	0

Inning Stats	1	2	3	4	5	6	7	8	9
	R: 2 E: 0 K: 1 S: 9 H: 4 LOB: 2 BB: 0 P: 9	R: 0 E: 0 K: 0 S: 4 H: 1 LOB: 1 BB: 0 P: 4	R: 0 E: 0 K: 0 S: 2 H: 0 LOB: 0 BB: 1 P: 6	R: 0 E: 0 K: 2 S: 8 H: 1 LOB: 3 BB: 2 P: 16	R: 0 E: 0 K: 0 S: 3 H: 0 LOB: 0 BB: 0 P: 3	R: 0 E: 0 K: 1 S: 6 H: 1 LOB: 1 BB: 0 P: 6	R: 0 E: 0 K: 0 S: 4 H: 1 LOB: 2 BB: 1 P: 8	R: 0 E: 0 K: 0 S: 3 H: 1 LOB: 0 BB: 0 P: 3	R: 0 E: 0 K: 0 S: 3 H: 0 LOB: 0 BB: 0 P: 3

	AB	34
	R	2
	H	9
	RBI	2
	BB	4
	SO	4
	LOB	20

1B: 8 SF: 0
2B: 1 SAC: 0
3B: 1 DP: 2
HR: 0 HBP: 0

WP: 0 PA: 38
PB: 0
SB: 0
CS: 0

PITCHER		IP	WLS	BF	H	R	ER	SO	BB	IBB	HBP	BLK	WP	HR	S	P	ERA	WHIP
Mike Krukow, R ERA: 2.37	(1, 1)	6.2		31	8	2	2	4	4	0	0	0	0	0	35	51	2.70	1.800
Warren Brusstar, R ERA: 5.19	(7, 1)	0.1		1	0	0	0	0	0	0	0	0	0	0	1	1	0.00	0.000
Sparky Lyle, L ERA: 2.61	(8, 1)	2.0	W	6	1	0	0	0	0	0	0	0	0	0	6	6	0.00	0.500

PITCHER		IP	WLS	BF	H	R	ER	SO	BB	IBB	HBP	BLK	WP	HR	S	P	ERA	WHIP

Batter	1	2	3	4	5	6	7	8	9	AB	R	H	RBI	BB	SO	LOB
Bob Dernier, R (1, 8) OBP: 0.309, SLG: 0.306	5-3		4-3 S 1B		6-3		F8		6-3 1-2 3-H	5	0	1	1	0	0	2
Pete Rose, S (1, 3) OBP: 0.333, SLG: 0.347	FC6-4 BB		K 1-2		1-3		F9		HR IBB	3	1	0	0	2	1	2
Mike Schmidt, R (1, 5) OBP: 0.364, SLG: 0.429	F4		4-3 2-3		FC5-4 1B			F8	1-H 2-H HR	5	1	2	3	0	0	2
Gary Matthews, R (1, 7) OBP: 0.282, SLG: 0.313	FC6-4 1-2f		5-3		FC5-4 1-2f			4-3		4	0	0	0	0	0	3
Bo Diaz, R (1, 2) OBP: 0.347, SLG: 0.576		BB FC2-5 1B		6-3		6-3		HR		3	1	1	1	1	0	0
Dick Davis, R (1, 9) OBP: 0.333, SLG: 0.458		F9		WP 2B		F4		K		3	0	1	0	0	0	1
George Vukovich, L (8, PH) (9, 9) OBP: 0.282, SLG: 0.368										1	0	0	0	0	1	0
Manny Trillo, R (1, 4) OBP: 0.333, SLG: 0.338		FC2-5 1-2 1B		L6 2-3		F9			BB 1B SH1-4 6-3	3	0	1	0	1	0	1
Julio Franco, R (9, PR) OBP: 0.320, SLG: 0.304										0	1	0	0	0	0	0
Ivan De Jesus, R (1, 6) OBP: 0.301, SLG: 0.239		FC2-5 1-2 2-3f		BB			1-3		SH1-4 1-2	2	0	0	0	1	0	2
Mike Krukow, R (1, 1) OBP: 0.100, SLG: 0.100		F8		F8			BB		HR 6-3 2-3 1B	2	0	0	0	0	0	4
Warren Brusstar, R (7, 1)										0	0	0	0	0	0	0
Garry Maddox, R (7, PH) OBP: 0.241, SLG: 0.315										0	0	0	0	1	0	0
Sparky Lyle, L (8, 1)										0	0	0	0	0	0	0
Greg Gross, L (9, PH) OBP: 0.320, SLG: 0.292										0	0	0	0	0	0	0
Ozzie Virgil, R (9, PH) OBP: 0.500, SLG: 0.500										1	0	1	0	0	0	0
Luis Aguayo, R (9, PR) OBP: 0.364, SLG: 0.700										0	1	0	0	0	0	0
Inning Stats	R: 0 E: 0 K: 0 S: 3 H: 0 LOB: 1 BB: 1 P: 7	R: 0 E: 0 K: 0 S: 4 H: 1 LOB: 2 BB: 1 P: 8	R: 0 E: 0 K: 1 S: 6 H: 1 LOB: 1 BB: 0 P: 6	R: 0 E: 0 K: 0 S: 4 H: 1 LOB: 2 BB: 1 P: 8	R: 0 E: 0 K: 0 S: 4 H: 1 LOB: 1 BB: 0 P: 4	R: 0 E: 0 K: 0 S: 3 H: 0 LOB: 0 BB: 0 P: 3	R: 0 E: 0 K: 0 S: 3 H: 0 LOB: 1 BB: 1 P: 7	R: 1 E: 0 K: 1 S: 6 H: 1 LOB: 0 BB: 0 P: 6	R: 4 E: 0 K: 0 S: 4 H: 2 LOB: 1 BB: 2 P: 12	1B: 4 2B: 1 3B: 0 HR: 2 SF: 0 SAC: 1 DP: 0 HBP: 0						

PITCHER		IP	WLS	BF	H	R	ER	SO	BB	IBB	HBP	BLK	WP	HR	S	P	ERA	WHIP
John Curtis, L ERA: 3.98	(1, 1)	7.2		32	5	1	1	1	4	0	0	0	1	1	30	46	1.17	1.174
Eric Show, R ERA: 0.48	(8, 1)	0.2		3	0	2	2	1	1	0	0	0	0	0	4	8	27.00	1.500
Gary Lucas, L ERA: 3.57	(9, 1)	0.1	L	3	1	0	0	0	0	1	0	0	0	0	2	6	0.00	3.000
Luis DeLeon, R ERA: 1.88	(9, 1)	0.0		1	1	2	2	0	0	0	0	0	0	1	1	1	∞	∞

PITCHER	IP	WLS	BF	H	R	ER	SO	BB	IBB	HBP	BLK	WP	HR	S	P	ERA	WHIP

BOTTOM

San Diego Padres @ Philadelphia Phillies

Veterans Stadium, Philadelphia, PA

Fri May 07 1982, 7:05 PM EDT

Att. 26,113 - Unknown

livebaseballscorecards.com

AB	32
R	5
H	7
RBI	5
BB	6
SO	2
LOB	17

Batter	1	2	3	4	5	6	7	8	9	AB	R	H	RBI	BB	SO	LOB
Luis Salazar, R (1, 5) OBP: 0.252, SLG: 0.297	B B B B 4-0 1-3 S BB		x 0-0 ① 4-3			x 0-0 ① F9		S S S 0-3 ③ K		3	0	0	0	1	1	0
Juan Bonilla, R (1, 4) OBP: 0.325, SLG: 0.355	x 0-0 ① 1-3 1-3		x 0-0 G4-3 1B			S S S 0-3 ② K			x 0-0 ① 1-3	4	0	1	0	0	1	1
Garry Templeton, S (1, 6) OBP: 0.265, SLG: 0.315	x 0-0 ② L6		x 0-0 ② ③ G4-3 1-2f			x 0-0 1B			S S S 0-3 ② K	4	0	1	0	0	1	2
Ruppert Jones, L (1, 8) OBP: 0.413, SLG: 0.516	x 0-0 ③ F8			S S S 0-3 ① K		x 0-0 ③ G3			x 0-0 ③ F7	4	0	0	0	0	1	2
Sixto Lezcano, R (1, 9) OBP: 0.352, SLG: 0.520		x 0-0 ① F9		x 0-0 ② F8			x 0-0 ① 6-3			3	0	0	0	0	0	0
Terry Kennedy, L (1, 2) OBP: 0.284, SLG: 0.395		x 0-0 HR		x 0-0 ③ 4-3			x 0-0 ② F6			3	1	1	1	0	0	0
Broderick Perkins, L (1, 7) OBP: 0.347, SLG: 0.292		x 0-0 1B			x 0-0 ① 4-3		x 0-0 ③ 6-3			3	0	1	0	0	0	0
Randy Bass, L (1, 3) OBP: 0.176, SLG: 0.133		S S S 0-3 ② K			x 0-0 ② 4-3			x 0-0 ① F8		3	0	0	0	0	1	1
John Montefusco, R (1, 1) OBP: 0.214, SLG: 0.154 Joe Lefebvre, L (8, PH) OBP: 0.294, SLG: 0.200 Floyd Chiffer, R (8, 1)		S S S 0-3 ③ K			x 0-0 ③ 4-3			x 0-0 ② F7		2 1 0	0 0 0	0 0 0	0 0 0	0 0 0	1 0 0	1 0 0
Inning Stats	R: 0 H: 0 E: 0 LOB: 1 K: 0 BB: 1 S: 3 P: 7	R: 1 H: 2 E: 0 LOB: 1 K: 2 BB: 0 S: 9 P: 9	R: 0 H: 1 E: 0 LOB: 0 K: 0 BB: 0 S: 3 P: 3	R: 0 H: 0 E: 0 LOB: 0 K: 1 BB: 0 S: 5 P: 5	R: 0 H: 0 E: 0 LOB: 0 K: 0 BB: 0 S: 3 P: 3	R: 0 H: 1 E: 0 LOB: 1 K: 1 BB: 0 S: 6 P: 6	R: 0 H: 0 E: 0 LOB: 0 K: 0 BB: 0 S: 3 P: 3	R: 0 H: 0 E: 0 LOB: 0 K: 1 BB: 0 S: 5 P: 5	R: 0 H: 0 E: 0 LOB: 0 K: 1 BB: 0 S: 5 P: 5	1B: 3 2B: 0 3B: 0 HR: 1	SF: 0 SAC: 0 DP: 1 HBP: 0					

PITCHER	IP	WLS	BF	H	R	ER	SO	BB	IBB	HBP	BLK	WP	HR	S	P	ERA	WHIP
Dick Ruthven, R (1, 1) ERA: 3.99	9.0	W	31	4	1	1	6	1	0	0	0	0	1	42	46	1.00	0.556

PITCHER	IP	WLS	BF	H	R	ER	SO	BB	IBB	HBP	BLK	WP	HR	S	P	ERA	WHIP

TOP

San Diego Padres @ Philadelphia Phillies

Veterans Stadium, Philadelphia, PA

Sat May 08 1982, 3:33 AM EDT

Att. 24,270 - Unknown

livebaseballscorecards.com

AB	30
R	1
H	4
RBI	1
BB	1
SO	6
LOB	7

WP: 0	PA: 31		
PB: 0			
SB: 1			
CS: 0			

Batter	1	2	3	4	5	6	7	8	9	AB	R	H	RBI	BB	SO	LOB
Bob Dernier, R (1, 8) (8, 9) OBP: 0.319, SLG: 0.308	BBBB 4-0 S 1B BB		x 0-0 ① 6-3		x 0-0 6-3 S 1B		x 0-0 ② F7			3	1	1	0	1	0	1
Pete Rose, S (1, 3) OBP: 0.330, SLG: 0.343	x 0-0 ① F7 1-3		x 0-0 ② F7		x 0-0 ① 6-3 1-3		x 0-0 1B 2-H 1B			4	1	1	1	0	0	2
Mike Schmidt, R (1, 5) OBP: 0.396, SLG: 0.538	x 0-0 BB 3-H 1B		x 0-0 HR		x 0-0 ② F8		x 0-0 S 2-H 1B			4	1	3	3	0	0	1
Gary Matthews, R (1, 7) OBP: 0.271, SLG: 0.300 Garry Maddox, R (8, 8) OBP: 0.241, SLG: 0.315	x 0-0 ② F3		x 0-0 ③ G3		SSS 0-3 ③ K		x 0-0 ③ 4-3 1-2			4 0	0 0	0 0	0 0	0 0	1 0	3 0
Bo Diaz, R (1, 2) OBP: 0.343, SLG: 0.557	BBBB 4-0 1-2 BB			SSS 0-3 ① K		x 0-0 ① 6-3		SSS 0-3 ① K		3	0	0	0	1	2	0
George Vukovich, L (1, 9) (8, 7) OBP: 0.326, SLG: 0.425	x 0-0 ③ F3			BBBB 4-0 1B BB		BBBB 4-0 L4-3 BB		x 0-0 1B 3B		2	1	1	0	2	0	2
Manny Trillo, R (1, 4) OBP: 0.342, SLG: 0.348		x 0-0 ① F9		x 0-0 1-2 1B		x 0-0 ② ③ L4-3 1-2		x 0-0 9-3 3-H 1B		4	0	2	1	0	0	1
Ivan De Jesus, R (1, 6) OBP: 0.299, SLG: 0.240		x 0-0 ② F9		x 0-0 ② F8			x 0-0 ② ③ SH1-4 1B 1B	x 0-0 ② ③ 9-3 1-2f		4	1	1	0	0	0	3
Dick Ruthven, R (1, 1) OBP: 0.182, SLG: 0.182		x 0-0 ③ F9		x 0-0 ③ F9			x 0-0 ① SH1-4 1-2			2	0	0	0	0	0	2
Inning Stats	R: 1 H: 1 E: 0 LOB: 2 K: 0 BB: 2 S: 4 P: 12	R: 0 H: 0 E: 0 LOB: 0 K: 0 BB: 0 S: 3 P: 3	R: 1 H: 1 E: 0 LOB: 0 K: 0 BB: 0 S: 4 P: 4	R: 0 H: 1 E: 0 LOB: 2 K: 1 BB: 1 S: 6 P: 10	R: 0 H: 1 E: 0 LOB: 1 K: 1 BB: 0 S: 6 P: 6	R: 0 H: 0 E: 0 LOB: 0 K: 0 BB: 1 S: 2 P: 6	R: 2 H: 3 E: 0 LOB: 1 K: 0 BB: 0 S: 6 P: 6	R: 1 H: 2 E: 0 LOB: 0 K: 1 BB: 0 S: 6 P: 6		1B: 7 SF: 0 2B: 2 SAC: 1 3B: 1 DP: 2 HR: 1 HBP: 0				WP: 0 PA: 35 PB: 0 SB: 4 CS: 0		

BOTTOM

San Diego Padres @ Philadelphia Phillies

Veterans Stadium, Philadelphia, PA

Sat May 08 1982, 3:33 AM EDT

Att. 24,270 - Unknown

livebaseballscorecards.com

AB	30
R	5
H	9
RBI	5
BB	4
SO	3
LOB	15

PITCHER		IP	WLS	BF	H	R	ER	SO	BB	IBB	HBP	BLK	WP	HR	S	P	ERA	WHIP
John Montefusco, R ERA: 5.05	(1, 1)	7.0	L	31	7	4	4	2	4	0	0	0	0	1	31	47	5.14	1.571
Floyd Chiffer, R ERA: 2.35	(8, 1)	1.0		4	2	1	1	1	0	0	0	0	0	0	6	6	9.00	2.000

PITCHER	IP	WLS	BF	H	R	ER	SO	BB	IBB	HBP	BLK	WP	HR	S	P	ERA	WHIP

Batter	1	2	3	4	5	6	7	8	9	AB	R	H	RBI	BB	SO	LOB
Alan Wiggins, S (1, 7) OBP: 0.333, SLG: 0.273	F8	F3			CS 1B			1B S 2B 1B	4-3	5	1	2	0	0	0	1
Juan Bonilla, R (1, 4) OBP: 0.319, SLG: 0.348	F3		F3		K 1-2			2B 1B 1-3 1B	K	5	1	1	0	0	2	1
Garry Templeton, S (1, 6) OBP: 0.282, SLG: 0.357	2B		K			1B SF9 2B		1B 1-3 3-H 2B		4	2	3	1	0	1	0
Sixto Lezcano, R (1, 9) OBP: 0.348, SLG: 0.505	BB		L6			P3		5-3		3	0	0	0	1	0	3
Luis Salazar, R (1, 5) OBP: 0.270, SLG: 0.314	K			SH3-4 BLK 1B		CS 2-3 1B		S 1B 2-H 3-H 1B		4	1	3	2	0	1	2
Kurt Bevacqua, R (1, 3) OBP: 0.370, SLG: 0.286		1B 2B		SH3-4 1-3		SF9 3-H		1-H 1B		2	1	2	2	0	0	0
Dave Edwards, R (1, 8) OBP: 0.231, SLG: 0.308		K		K		CS 1-2	F3	K		4	0	0	0	0	3	3
Doug Gwosdz, R (1, 2) OBP: 0.294, SLG: 0.200		K		F3			F2	K		4	0	0	0	0	2	3
Tim Lollar, L (1, 1) OBP: 0.474, SLG: 0.778		2-H 1B			F9		K		F9	4	0	1	1	0	1	0
Inning Stats	R: 0 E: 0 K: 1 S: 6 H: 1 LOB: 2 BB: 1 P: 10	R: 1 E: 0 K: 2 S: 9 H: 2 LOB: 1 BB: 0 P: 9	R: 0 E: 0 K: 1 S: 5 H: 0 LOB: 0 BB: 0 P: 5	R: 0 E: 0 K: 1 S: 6 H: 1 LOB: 1 BB: 0 P: 6	R: 0 E: 0 K: 1 S: 5 H: 1 LOB: 0 BB: 0 P: 5	R: 1 E: 0 K: 0 S: 4 H: 2 LOB: 0 BB: 0 P: 4	R: 0 E: 0 K: 1 S: 5 H: 0 LOB: 0 BB: 0 P: 5	R: 4 E: 0 K: 2 S: 12 H: 5 LOB: 1 BB: 0 P: 12	R: 0 E: 0 K: 1 S: 5 H: 0 LOB: 0 BB: 0 P: 5	1B: 8 2B: 4 3B: 0 HR: 0 SF: 1 SAC: 1 DP: 0 HBP: 0						

TOP

San Diego Padres @ Philadelphia Phillies

Veterans Stadium, Philadelphia, PA

Sun May 09 1982, 7:05 PM EDT

Att. 36,593 - Unknown

livebaseballscorecards.com

AB	35
R	6
H	12
RBI	6
BB	1
SO	10
LOB	13

WP: 0 PB: 0 SB: 2 CS: 2 PA: 39

PITCHER		IP	WLS	BF	H	R	ER	SO	BB	IBB	HBP	BLK	WP	HR	S	P	ERA	WHIP
Steve Carlton, L ERA: 4.98	(1, 1)	7.0	L	30	10	5	5	7	1	0	0	1	0	0	43	47	6.43	1.571
Ed Farmer, R ERA: 3.46	(8, 1)	1.0		5	2	1	1	2	0	0	0	0	0	0	9	9	9.00	2.000
Porfi Altamirano, R ERA:	(9, 1)	1.0		3	0	0	0	1	0	0	0	0	0	0	5	5	0.00	0.000

PITCHER	IP	WLS	BF	H	R	ER	SO	BB	IBB	HBP	BLK	WP	HR	S	P	ERA	WHIP

Batter	1	2	3	4	5	6	7	8	9	AB	R	H	RBI	BB	SO	LOB
Bob Dernier, R (1, 8) OBP: 0.316, SLG: 0.304	F3		K			F4			1B	4	0	1	0	0	1	1
Pete Rose, S (1, 3) OBP: 0.319, SLG: 0.330	5-3		G4-6-3 1-2f			K			F8	4	0	0	0	0	1	2
Mike Schmidt, R (1, 5) OBP: 0.365, SLG: 0.488	F9			F8			K		F7	4	0	0	0	0	1	1
Gary Matthews, R (1, 7) OBP: 0.273, SLG: 0.311		2B 2B		K			5-3			3	0	1	0	0	1	0
Bo Diaz, R (1, 2) OBP: 0.333, SLG: 0.538		F9		5-3			K			3	0	0	0	0	1	1
Dick Davis, R (1, 9) OBP: 0.333, SLG: 0.471		2-3 2B			F9			K		3	0	1	0	0	1	0
Manny Trillo, R (1, 4) OBP: 0.329, SLG: 0.333 Luis Aguayo, R (9, 4) OBP: 0.364, SLG: 0.700		K			K			6-3		3 0	0 0	0 0	0 0	0 0	2 0	2 0
Ivan De Jesus, R (1, 6) OBP: 0.291, SLG: 0.232		6-3			5-3			6-3		3	0	0	0	0	0	2
Steve Carlton, L (1, 1) OBP: 0.200, SLG: 0.350 Ed Farmer, R (8, 1) Porfi Altamirano, R (9, 1) Garry Maddox, R (9, PH) OBP: 0.237, SLG: 0.309			G4-6-3 1B			5-3			K	2 0 0 1	0 0 0 0	1 0 0 0	0 0 0 0	0 0 0 0	0 0 0 1	0 0 0 0
Inning Stats	R: 0 E: 0 K: 0 S: 3 H: 0 LOB: 0 BB: 0 P: 3	R: 0 E: 0 K: 1 S: 7 H: 2 LOB: 2 BB: 0 P: 7	R: 0 E: 0 K: 1 S: 5 H: 1 LOB: 0 BB: 0 P: 5	R: 0 E: 0 K: 1 S: 5 H: 0 LOB: 0 BB: 0 P: 5	R: 0 E: 0 K: 1 S: 5 H: 0 LOB: 0 BB: 0 P: 5	R: 0 E: 0 K: 1 S: 5 H: 0 LOB: 0 BB: 0 P: 5	R: 0 E: 0 K: 2 S: 7 H: 0 LOB: 0 BB: 0 P: 7	R: 0 E: 0 K: 1 S: 5 H: 0 LOB: 0 BB: 0 P: 5	R: 0 E: 0 K: 1 S: 6 H: 1 LOB: 1 BB: 0 P: 6	1B: 2 2B: 2 3B: 0 HR: 0 SF: 0 SAC: 0 DP: 1 HBP: 0						

PITCHER		IP	WLS	BF	H	R	ER	SO	BB	IBB	HBP	BLK	WP	HR	S	P	ERA	WHIP
Tim Lollar, L ERA: 2.1	(1, 1)	9.0	W	30	4	0	0	9	0	0	0	0	0	0	48	48	0.00	0.444

PITCHER	IP	WLS	BF	H	R	ER	SO	BB	IBB	HBP	BLK	WP	HR	S	P	ERA	WHIP

BOTTOM

San Diego Padres @ Philadelphia Phillies

Veterans Stadium, Philadelphia, PA

Sun May 09 1982, 7:05 PM EDT

Att. 36,593 - Unknown

livebaseballscorecards.com

AB	30
R	0
H	4
RBI	0
BB	0
SO	9
LOB	9

PA: 30

WP: 0
PB: 0
SB: 0
CS: 0

Batter	1	2	3	4	5	6	7	8	9	10	AB	R	H	RBI	BB	SO	LOB
Steve Sax, R (1, 4) OBP: 0.364, SLG: 0.346	F9 2B 2B		6-3 ①		6-3 ②		FC4-6 ③ 1-2f	CS 1B			5	1	2	1	0	0	2
Ken Landreaux, L (1, 8) OBP: 0.423, SLG: 0.418	F9 ① 2-3		4-3 ②		CS 1B			3-H 1B BB CS 1-2	SH2-4 1B		4	1	2	0	1	0	1
Dusty Baker Jr., R (1, 7) OBP: 0.333, SLG: 0.467	BBBB 2B BB		4-3 ③		CS ③ 1-2	F7 ①		F9 ①	SH2-4 ① 1-2		3	1	0	0	1	0	1
Pedro Guerrero, R (1, 9) OBP: 0.380, SLG: 0.568	1-H 3-H 2B			F8 ①		BBBB 9-3 BB		E5 BB 1B 1-2 1B	4-3 ②		4	1	1	2	1	0	2
Steve Garvey, R (1, 3) OBP: 0.273, SLG: 0.355	5-3 ②			WP 1B		9-3 ②③ 1-2f		BB 1B 1-2 2-3 1B	IBB		4	1	2	0	1	0	2
Ron Cey, R (1, 5) OBP: 0.347, SLG: 0.409	F7 ③			BBBB 1-2 BB			E6 BB	BBBB 1B 1B 1-2 2-3 3-H BB	4-3 ③		3	1	0	1	2	0	3
Mike Scioscia, L (1, 2) OBP: 0.318, SLG: 0.233		F7 ①		F6 ②			F8 ①	1B 1B 1-3 2-H 3-H 1B	F8 ①		5	1	1	2	0	0	3
Bill Russell, R (1, 6) OBP: 0.394, SLG: 0.337 Jorge Orta, L (8, PH) OBP: 0.278, SLG: 0.357 Jose Morales, R (8, PH) OBP: 0.200, SLG: 0.200 Mark Belanger, R (8, PR) OBP: 0.333, SLG: 0.364 (8, 6)		4-3 ②		5-3 ③			SSS K ②	1B 1B 1-3 3-H 1B	F4 ②		3 0 1 1	0 0 0 1	0 0 1 0	0 0 1 0	1 0 0 0	0 0 0 0	3 0 0 0
Ted Power, R (1, 1) Dave Stewart, R (6, 1) Jay Johnstone, L (7, PH) Alejandro Pena, R (7, 1) Steve Yeager, R (8, PH) OBP: 0.333, SLG: 0.429 Tom Niedenfuer, R (8, 1) Steve Howe, L (10, 1)	SSS K ③				6-3 ①		BBBB FC4-6 1-2 BB	1-3 3-H 1B ②	5-3 ③		2 0 0 0 1 1 0	0 0 0 0 0 0 0	0 0 0 0 1 1 0	0 0 0 0 0 0 0	1 0 0 0 0 0 0	0 0 0 0 0 0 0	0 0 0 0 0 0 0
Inning Stats	R: 2 H: 2 E: 0 LOB: 1 K: 0 BB: 1 S: 5 P: 9	R: 0 H: 0 E: 0 LOB: 0 K: 1 BB: 0 S: 5 P: 5	R: 0 H: 0 E: 0 LOB: 0 K: 0 BB: 0 S: 3 P: 3	R: 0 H: 1 E: 0 LOB: 2 K: 0 BB: 1 S: 4 P: 8	R: 0 H: 1 E: 0 LOB: 0 K: 0 BB: 0 S: 3 P: 3	R: 0 H: 0 E: 0 LOB: 0 K: 0 BB: 1 S: 2 P: 6	R: 0 H: 0 E: 1 LOB: 2 K: 1 BB: 1 S: 6 P: 10	R: 6 H: 5 E: 1 LOB: 1 K: 0 BB: 2 S: 7 P: 15	R: 0 H: 1 E: 0 LOB: 2 K: 0 BB: 1 S: 4 P: 8	R: 0 H: 0 E: 0 LOB: 0 K: 0 BB: 0 S: 3 P: 3	1B: 8 2B: 3 3B: 0 HR: 0	SF: 0 SAC: 1 DP: 1 HBP: 0					

PITCHER		IP	WLS	BF	H	R	ER	SO	BB	IBB	HBP	BLK	WP	HR	S	P	ERA	WHIP
Larry Christenson, R ERA: 3.11	(1, 1)	7.0		28	4	2	0	2	4	0	0	0	1	0	28	44	0.00	1.143
Ed Farmer, R ERA: 6.08	(8, 1)	0.1		6	2	5	4	0	2	0	0	0	0	0	4	12	108.00	12.000
Sparky Lyle, L ERA: 3.27	(8, 1)	0.2		3	3	1	1	0	0	0	0	0	0	0	3	3	13.50	4.500
Warren Brusstar, R ERA: 4.22	(9, 1)	2.0	W	8	1	0	0	0	0	1	0	0	0	0	7	11	0.00	0.500

PITCHER	IP	WLS	BF	H	R	ER	SO	BB	IBB	HBP	BLK	WP	HR	S	P	ERA	WHIP

TOP

Los Angeles Dodgers @ Philadelphia Phillies
Veterans Stadium, Philadelphia, PA

Mon May 10 1982, 7:05 PM EDT
Att. 25,269 - Unknown

livebaseballscorecards.com

AB	37
R	8
H	10
RBI	8
BB	7
SO	2
LOB	17

WP: 1 PA: 47
PB: 0
SB: 0
CS: 2

Batter	1	2	3	4	5	6	7	8	9	10	AB	R	H	RBI	BB	SO	LOB
Bob Dernier, R (1, 8) OBP: 0.333, SLG: 0.306	4-0 S BB		0-3 ② K		4-0 S BB	0-0 ③ F7		0-0 ① SH3 1-2		0-0 1B 1-3 1B	3	0	1	0	2	1	1
Pete Rose, S (1, 3) OBP: 0.320, SLG: 0.324	0-0 ① 6-3 1-2		0-0 ③ 6-3		0-0 ③ 1-3 1-2		0-0 ① 5-3	4-0 IBB		0-0 1-2 3-H 1B	5	0	1	1	1	0	2
Mike Schmidt, R (1, 5) OBP: 0.368, SLG: 0.457	4-0 BB			0-0 ① F8		4-0 HR BB	0-3 ② K	0-3 ② K			3	1	0	0	2	2	2
Gary Matthews, R (1, 7) OBP: 0.281, SLG: 0.311 Ed Farmer, R (8, 1) Sparky Lyle, L (8, 1) Del Unser, L (8, PH) Warren Brusstar, R (9, 1)	0-3 ② K			4-0 HR BB		0-0 ① F7	0-0 BB 2B 1B	0-0 ③ 1-3			3 0 0 1 0	2 0 0 0 0	1 0 0 0 0	0 0 0 0 0	1 0 0 0 0	1 0 0 0 0	3 0 0 2 0
Bo Diaz, R (1, 2) OBP: 0.346, SLG: 0.600	0-0 ③ 6-3			0-0 1-H HR		0-0 1-H HR	4-0 1-2 BB 2B BB		0-3 ① K		4	3	2	4	1	1	2
George Vukovich, L (1, 9) OBP: 0.333, SLG: 0.432		0-3 ① K		0-0 ② L4		0-0 2B 2B	4-0 1-2 2-3 2B BB		0-0 ② F5		4	1	1	0	1	1	0
Manny Trillo, R (1, 4) OBP: 0.333, SLG: 0.364		0-0 ② 5-3		0-0 ③ 4-3		0-0 1B 5-3 2-H 2B	0-0 1-3 2-H 3-H 2B		0-3 ③ K2-3		5	1	2	3	0	1	0
Ivan De Jesus, R (1, 6) OBP: 0.287, SLG: 0.231		0-0 ③ F7			0-0 ① F8	0-0 5-3 2-3 1B	0-0 ③ F7			0-0 ① P3	5	0	1	0	0	0	2
Larry Christenson, R (1, 1) OBP: 0.067, SLG: 0.067 Greg Gross, L (8, 7) OBP: 0.370, SLG: 0.292			0-3 ① K		0-3 ② K	0-0 ② 5-3 1-2 3-H		4-0 SH3 BB		4-0 1B S 1B BB	3 0	0 1	0 0	1 0	0 2	2 0	1 0
Inning Stats	R: 0 E: 0 K: 1 S: 5 H: 0 LOB: 2 BB: 2 P: 13	R: 0 E: 0 K: 1 S: 5 H: 0 LOB: 0 BB: 0 P: 5	R: 0 E: 0 K: 2 S: 7 H: 0 LOB: 0 BB: 0 P: 7	R: 2 E: 0 K: 0 S: 4 H: 1 LOB: 0 BB: 1 P: 8	R: 0 E: 0 K: 1 S: 5 H: 0 LOB: 1 BB: 1 P: 9	R: 4 E: 0 K: 0 S: 7 H: 4 LOB: 1 BB: 1 P: 11	R: 2 E: 0 K: 1 S: 7 H: 2 LOB: 2 BB: 2 P: 15	R: 0 E: 0 K: 1 S: 5 H: 0 LOB: 2 BB: 2 P: 13	R: 0 E: 0 K: 2 S: 7 H: 0 LOB: 0 BB: 0 P: 7	R: 1 E: 0 K: 0 S: 3 H: 2 LOB: 2 BB: 1 P: 7	1B: 4 2B: 3 3B: 0 HR: 2 SF: 0 SAC: 1 DP: 0 HBP: 0						

PITCHER		IP	WLS	BF	H	R	ER	SO	BB	IBB	HBP	BLK	WP	HR	S	P	ERA	WHIP
Ted Power, R	(1, 1)	5.1		25	4	6	6	5	5	0	0	0	0	2	30	50	10.12	1.688
ERA: 6.75																		
Dave Stewart, R	(6, 1)	0.2		3	1	0	0	0	0	0	0	0	0	0	3	3	0.00	1.500
ERA: 11.12																		
Alejandro Pena, R	(7, 1)	1.0		7	2	2	2	1	2	0	0	0	0	0	7	15	18.00	4.000
ERA: 2.4																		
Tom Niedenfuer, R	(8, 1)	2.1	L	11	1	1	1	3	2	1	0	0	0	0	14	26	3.86	1.286
ERA: 0.93																		
Steve Howe, L	(10, 1)	0.0		1	1	0	0	0	0	0	0	0	0	0	1	1	∞	∞
ERA: 5.11																		

PITCHER		IP	WLS	BF	H	R	ER	SO	BB	IBB	HBP	BLK	WP	HR	S	P	ERA	WHIP

BOTTOM

Los Angeles Dodgers @ Philadelphia Phillies
Veterans Stadium, Philadelphia, PA
Mon May 10 1982, 7:05 PM EDT
Att. 25,269 - Unknown

livebaseballscorecards.com

AB	36
R	9
H	9
RBI	9
BB	10
SO	9
LOB	15

WP: 0 PA: 47
PB: 0
SB: 3
CS: 0

Batter	1	2	3	4	5	6	7	8	9	AB	R	H	RBI	BB	SO	LOB
Steve Sax, R (1, 4) OBP: 0.369, SLG: 0.344	5-3	WP S 2-3 3-H 1B		F9 1-2		BB BB	1-2 2-3 BB		FC6-4 4-3 1-2f	4	0	1	1	2	0	2
Ken Landreaux, L (1, 8) OBP: 0.422, SLG: 0.432 Derrel Thomas, S (9, PH) OBP: 0.500, SLG: 0.375	F8 1B	SF7 3-H		1B 2-H 2B		K	K2-3-2		4-3 1-2	4 1	1 0	2 0	2 0	0 0	2 0	4 1
Dusty Baker Jr., R (1, 7) OBP: 0.358, SLG: 0.477	1-2 1B	WP 1-2 BB		CS 2-H 1B		G4-3 1-2 BB		2B 1B 1B	K	4	1	3	1	2	1	1
Pedro Guerrero, R (1, 9) OBP: 0.373, SLG: 0.548	F8 2-3	F4 1-2 2-3		BB 1-2 BB		G4-3 1-2f		K		4	0	0	0	1	1	7
Steve Garvey, R (1, 3) OBP: 0.270, SLG: 0.357	1-3		5-3	K			1-3	1-3 2B		5	1	1	0	0	1	3
Ron Cey, R (1, 5) OBP: 0.349, SLG: 0.409		BB 1B 1B	1B		6-3		K	K		5	1	2	0	0	2	2
Mike Scioscia, L (1, 2) OBP: 0.326, SLG: 0.227 Rick Monday, L (8, PH) OBP: 0.462, SLG: 0.577 Steve Yeager, R (8, 2) OBP: 0.333, SLG: 0.429		SH1-4 1-2 1B BB	F7		F5		BB 1B BB	2-H 3-H 1B		2 1 0	2 0 0	0 1 0	0 2 0	2 0 0	0 0 0	1 0 0
Bill Russell, R (1, 6) OBP: 0.408, SLG: 0.349 Jay Johnstone, L (8, PH) Mark Belanger, R (8, 6) OBP: 0.333, SLG: 0.364		1B SH1-4 SF7 1-2 2-H 1B	6-3		1B		BB 1B 1-2 BB	K		3 1 0	1 0 0	2 0 0	1 0 0	1 1 0	0 1 0	1 1 0
Jerry Reuss, L (1, 1) OBP: 0.235, SLG: 0.133 Alejandro Pena, R (5, 1) Jorge Orta, L (7, PH) OBP: 0.316, SLG: 0.400 Steve Howe, L (7, 1) Jose Morales, R (9, PH) OBP: 0.333, SLG: 0.200		SH1-4 1-2 2-3		WP 2B BB	F7		BB 1-2 2-H 1B		FC6-4 BB	1 0 1 0 0	1 0 0 0 0	0 0 1 0 0	0 0 1 0 0	1 0 0 0 1	0 0 0 0 0	1 0 0 0 0
Inning Stats	R: 0 E: 0 K: 0 S: 5 H: 2 LOB: 2 BB: 0 P: 5	R: 3 E: 0 K: 0 S: 6 H: 3 LOB: 2 BB: 2 P: 14	R: 0 E: 0 K: 0 S: 4 H: 1 LOB: 1 BB: 0 P: 4	R: 2 E: 0 K: 1 S: 6 H: 2 LOB: 1 BB: 2 P: 14	R: 0 E: 0 K: 0 S: 4 H: 1 LOB: 1 BB: 0 P: 4	R: 0 E: 0 K: 1 S: 4 H: 0 LOB: 1 BB: 2 P: 12	R: 1 E: 0 K: 2 S: 8 H: 1 LOB: 3 BB: 3 P: 20	R: 2 E: 0 K: 3 S: 12 H: 3 LOB: 1 BB: 0 P: 12	R: 0 E: 0 K: 1 S: 5 H: 0 LOB: 1 BB: 1 P: 9	1B: 11 2B: 2 3B: 0 HR: 0 SF: 1 SAC: 1 DP: 1 HBP: 0						

TOP

Los Angeles Dodgers @ Philadelphia Phillies

Veterans Stadium, Philadelphia, PA

Tue May 11 1982, 7:05 PM EDT

Att. 25,269 - Unknown

livebaseballscorecards.com

AB	36
R	8
H	13
RBI	8
BB	10
SO	8
LOB	24

PITCHER		IP	WLS	BF	H	R	ER	SO	BB	IBB	HBP	BLK	WP	HR	S	P	ERA	WHIP	PITCHER	IP	WLS	BF	H	R	ER	SO	BB	IBB	HBP	BLK	WP	HR	S	P	ERA	WHIP
Mike Krukow, R ERA: 3.27	(1, 1)	3.1		21	8	5	5	0	3	0	0	0	2	0	18	30	13.50	3.300																	
Porfi Altamirano, R ERA:	(4, 1)	2.0	W	9	1	0	0	2	3	0	0	0	0	0	10	22	0.00	2.000																	
Ed Farmer, R ERA: 6.61	(6, 1)	3.0		16	4	3	3	5	4	0	0	0	0	0	22	38	9.00	2.667																	
Sparky Lyle, L ERA: 3.18	(9, 1)	0.1		1	0	0	0	0	0	0	0	0	0	0	1	1	0.00	0.000																	
Warren Brusstar, R ERA: 4.09	(9, 1)	0.1	S	1	0	0	0	1	0	0	0	0	0	0	3	3	0.00	0.000																	

Batter	1	2	3	4	5	6	7	8	9	AB	R	H	RBI	BB	SO	LOB
Bob Dernier, R (1, 8) OBP: 0.326, SLG: 0.289	BBBB 4-0 1B SF9 BB	SSS 0-3 ③ K		SSS 0-3 ③ K		x 0-0 E1 S 1B	x 0-0 ③ F8			4	2	0	0	1	2	2
Pete Rose, S (1, 3) OBP: 0.331, SLG: 0.345	x 0-0 S 1-3 1B 1B		x 0-0 ① 6-3		x 0-0 3B 2B	x 0-0 S E 1-H FC6-4 1B		SSS 0-3 ① K		5	3	3	1	0	1	0
Mike Schmidt, R (1, 5) OBP: 0.355, SLG: 0.480	x 0-0 ① SF9 3-H		x 0-0 ② F8		x 0-0 1B 2-H 3B	x 0-0 E4 FC6-4 S 1-2		SSS 0-3 ② K		4	1	1	2	0	1	1
Gary Matthews, R (1, 7) OBP: 0.294, SLG: 0.324 Warren Brusstar, R (9, 1)	x 0-0 1-H 2B 1B		x 0-0 1B		x 0-0 1B 1B G1-2-3 3-H 1B	x 0-0 ① F4 1-2 2-3		x 0-0 ③ F2		5 0	1 0	3 0	2 0	0 0	0 0	2 0
Bo Diaz, R (1, 2) OBP: 0.360, SLG: 0.612	x 0-0 1-H 2B		x 0-0 ③ 4-3		x 0-0 G1-2-3 1B 1-2 E 1B	4-0 FC6-4 IBB				3	1	2	1	1	0	1
Dick Davis, R (1, 9) OBP: 0.328, SLG: 0.455 George Vukovich, L (8, 9) OBP: 0.333, SLG: 0.432	x 0-0 ② 1-3			x 0-0 ① 5-3	x 0-0 G1-2-3 1-2 2-3 E 1B	x 0-0 ② FC6-4 FC6-4 1-2f 2-3 3-H				4 0	1 0	1 0	1 0	0 0	0 0	3 0
Manny Trillo, R (1, 4) OBP: 0.330, SLG: 0.358	x 0-0 ③ 6-3			x 0-0 FC3-5 E 1B	x 0-0 ① ② G1-2-3 1-2 2-3 3-Hf	x 0-0 ③ FC6-4 1-2f				4	0	1	0	0	0	6
Ivan De Jesus, R (1, 6) OBP: 0.286, SLG: 0.231		x 0-0 ① F9		x 0-0 E4 FC3-5 1-2	x 0-0 E7 2-H 3-H 1B		x 0-0 ① 4-3			4	0	1	2	0	0	1
Mike Krukow, R (1, 1) OBP: 0.091, SLG: 0.091 Porfi Altamirano, R (4, 1) Ed Farmer, R (6, 1) Sparky Lyle, L (9, 1) Greg Gross, L (9, 7) OBP: 0.370, SLG: 0.292		x 0-0 ② 5-3		x 0-0 ② FC3-5 1-2 2-3f	x 0-0 ③ 1-3		x 0-0 ② 1-3			1 2 1 0 0	0 0 0 0 0	0 0 0 0 0	0 0 0 0 0	0 0 0 0 0	0 0 0 0 0	0 3 0 0 0
Inning Stats	R: 3 H: 3 E: 0 LOB: 1 K: 0 BB: 1 S: 6 P: 10	R: 0 H: 0 E: 0 LOB: 0 K: 1 BB: 0 S: 5 P: 5	R: 0 H: 1 E: 0 LOB: 1 K: 0 BB: 0 S: 4 P: 4	R: 0 H: 1 E: 1 LOB: 2 K: 1 BB: 0 S: 7 P: 7	R: 4 H: 6 E: 1 LOB: 1 K: 0 BB: 0 S: 8 P: 8	R: 2 H: 1 E: 2 LOB: 2 K: 0 BB: 1 S: 6 P: 10	R: 0 H: 0 E: 0 LOB: 0 K: 0 BB: 0 S: 3 P: 3	R: 0 H: 0 E: 0 LOB: 0 K: 2 BB: 0 S: 7 P: 7		1B: 9 SF: 1 2B: 2 SAC: 0 3B: 1 DP: 1 HR: 0 HBP: 0						

PITCHER		IP	WLS	BF	H	R	ER	SO	BB	IBB	HBP	BLK	WP	HR	S	P	ERA	WHIP
Jerry Reuss, L ERA: 2.73	(1, 1)	4.0	L	23	9	7	7	2	1	0	0	0	0	0	26	30	15.75	2.500
Alejandro Pena, R ERA: 2.12	(5, 1)	2.0		11	3	2	0	0	0	1	0	0	0	0	10	14	0.00	1.500
Steve Howe, L ERA: 4.4	(7, 1)	2.0		6	0	0	0	2	0	0	0	0	0	0	10	10	0.00	0.000

PITCHER	IP	WLS	BF	H	R	ER	SO	BB	IBB	HBP	BLK	WP	HR	S	P	ERA	WHIP

BOTTOM

Los Angeles Dodgers @ Philadelphia Phillies
Veterans Stadium, Philadelphia, PA
Tue May 11 1982, 7:05 PM EDT
Att. 25,269 - Unknown

livebaseballscorecards.com

AB	37
R	9
H	12
RBI	9
BB	2
SO	4
LOB	19

WP: 0 PA: 40
PB: 0
SB: 5
CS: 0

Batter	1	2	3	4	5	6	7	8	9	AB	R	H	RBI	BB	SO	LOB
Steve Sax, R (1, 4) OBP: 0.366, SLG: 0.341	1-3		G4-6-3 1B			5-3		5-3		4	0	1	0	0	0	0
Ken Landreaux, L (1, 8) OBP: 0.407, SLG: 0.414	3-1		G4-6-3 1-2f			6-3		5-3		4	0	0	0	0	0	1
Dusty Baker Jr., R (1, 7) OBP: 0.354, SLG: 0.470	F7			G5-4-3 1B		6-3			F6	4	0	1	0	0	0	0
Pedro Guerrero, R (1, 9) OBP: 0.385, SLG: 0.597		FC1-5-4 2B		F4			HR		1B 2B	4	2	3	1	0	0	1
Steve Garvey, R (1, 3) OBP: 0.270, SLG: 0.353		FC1-5-4 1B SF8 2-3		G5-4-3 1-2f			5-3		BB 1B 2-H	4	1	1	1	0	0	2
Ron Cey, R (1, 5) OBP: 0.361, SLG: 0.415		1-3 1B			4-3 BB		1B		K	3	0	2	0	1	1	1
Mike Scioscia, L (1, 2) OBP: 0.323, SLG: 0.221		SF8 3-H			F6		F2		1-2 BB	2	0	0	1	1	0	2
Bill Russell, R (1, 6) OBP: 0.393, SLG: 0.333		F8			4-3 1-2		5-3		F7	4	0	0	0	0	0	5
Bob Welch, R (1, 1) OBP: 0.095, SLG: 0.100			K		F7			4-3		1	0	0	0	0	1	0
Terry Forster, L (4, 1)										0	0	0	0	0	0	0
Jay Johnstone, L (5, PH)										1	0	0	0	0	0	1
Dave Stewart, R (5, 1)										0	0	0	0	0	0	0
Jorge Orta, L (8, PH) OBP: 0.300, SLG: 0.375										1	0	0	0	0	0	0
Alejandro Pena, R (8, 1)										0	0	0	0	0	0	0
Inning Stats	R: 0 E: 0 K: 0 S: 3 H: 0 LOB: 0 BB: 0 P: 3	R: 1 E: 0 K: 0 S: 5 H: 2 LOB: 1 BB: 0 P: 5	R: 0 E: 0 K: 1 S: 5 H: 1 LOB: 0 BB: 0 P: 5	R: 0 E: 0 K: 0 S: 3 H: 1 LOB: 0 BB: 0 P: 3	R: 0 E: 0 K: 0 S: 3 H: 0 LOB: 1 BB: 1 P: 7	R: 0 E: 0 K: 0 S: 3 H: 0 LOB: 0 BB: 0 P: 3	R: 1 E: 0 K: 0 S: 5 H: 2 LOB: 1 BB: 0 P: 5	R: 0 E: 0 K: 0 S: 3 H: 0 LOB: 0 BB: 0 P: 3	R: 1 E: 0 K: 1 S: 7 H: 2 LOB: 2 BB: 1 P: 11	1B: 5 2B: 2 3B: 0 HR: 1 SF: 1 SAC: 0 DP: 2 HBP: 0	WP: 0 PB: 0 SB: 0 CS: 0 PA: 35					

TOP

Los Angeles Dodgers @ Philadelphia Phillies
Veterans Stadium, Philadelphia, PA
Wed May 12 1982, 7:05 PM EDT
Att. 25,977 - Unknown

livebaseballscorecards.com

AB	32
R	3
H	8
RBI	3
BB	2
SO	2
LOB	13

PITCHER		IP	WLS	BF	H	R	ER	SO	BB	IBB	HBP	BLK	WP	HR	S	P	ERA	WHIP
Ron Reed, R ERA: 2.4	(1, 1)	7.0	W	26	6	2	2	1	1	0	0	0	0	1	27	31	2.57	1.000
Porfi Altamirano, R ERA: 1.8	(8, 1)	2.0		9	2	1	1	1	1	0	0	0	0	0	10	14	4.50	1.500

PITCHER	IP	WLS	BF	H	R	ER	SO	BB	IBB	HBP	BLK	WP	HR	S	P	ERA	WHIP

BOTTOM

Los Angeles Dodgers @ Philadelphia Phillies
Veterans Stadium, Philadelphia, PA
Wed May 12 1982, 7:05 PM EDT
Att. 25,977 - Unknown

livebaseballscorecards.com

Batter	1	2	3	4	5	6	7	8	9	AB	R	H	RBI	BB	SO	LOB
Bob Dernier, R (1, 8) OBP: 0.341, SLG: 0.300	1-3	CS 1B		BBBB 4-0 S 1B BB	F6			0-0 1B 1-2 E 1B		4	2	2	0	1	0	2
Pete Rose, S (1, 3) OBP: 0.348, SLG: 0.364 Del Unser, L (9, 3) OBP: 0.000, SLG: 0.000	CS 1B	1B 1-2 1B		FC5-4 1-H 1B		6-3		E6 WP 1-H 2-H 1B		5 0	2 0	4 0	2 0	0 0	0 0	0 0
Mike Schmidt, R (1, 5) OBP: 0.358, SLG: 0.463	BB BB 1B 1-2 BB	1B 1-3 1B		FC5-4 FC6 1-2f	SSS K	SSS K		F6 3-H		4	1	1	0	1	1	1
Gary Matthews, R (1, 7) OBP: 0.301, SLG: 0.325 Porfi Altamirano, R (8, 1) OBP: 0.333, SLG: 0.333	BB 1B 1-2 BB	FC6-4 1-2 3-H 1B		FC6 1-2f		SSS K		2B		3 1	1 1	1 1	1 0	1 0	1 0	1 0
Bo Diaz, R (1, 2) OBP: 0.368, SLG: 0.606 Ozzie Virgil, R (6, 2) OBP: 0.333, SLG: 0.333	1B 1-2 2-3 BB	FC6-4 1-2f			H 1-0 E S 1B HBP		SSS K	SSS K		1 2	1 0	0 0	0 0	1 0	0 2	2 1
George Vukovich, L (1, 9) OBP: 0.358, SLG: 0.458	1-2 2-H 3-H 1B	F2			F2		BBBB 4-0 1-3 BB	1-H 1B 2B		4	1	2	3	1	0	1
Manny Trillo, R (1, 4) OBP: 0.323, SLG: 0.349	SSS K	SSS K			F8		1-3 1-2	FC6-4 2-H 1B		5	0	1	1	0	2	4
Ivan De Jesus, R (1, 6) OBP: 0.290, SLG: 0.250		SF9 3B	SSS K		1B 1-3 IBB		6-3	FC6-4 1-2f		4	1	1	0	1	1	2
Ron Reed, R (1, 1) OBP: 0.250, SLG: 0.333 Greg Gross, L (8, 7) OBP: 0.393, SLG: 0.292		SF9 3-H		5-3	1B 1-3 3-H 1B			BBBB 1B 1B BB		2 0	0 1	1 0	2 0	0 1	0 0	0 0
Inning Stats	R: 2 E: 0 K: 1 S: 6 H: 2 LOB: 2 BB: 3 P: 18	R: 2 E: 0 K: 0 S: 7 H: 5 LOB: 2 BB: 0 P: 7	R: 0 E: 0 K: 2 S: 7 H: 0 LOB: 0 BB: 0 P: 7	R: 1 E: 0 K: 0 S: 4 H: 1 LOB: 1 BB: 1 P: 8	R: 1 E: 0 K: 0 S: 4 H: 1 LOB: 2 BB: 1 P: 9	R: 0 E: 0 K: 2 S: 7 H: 0 LOB: 0 BB: 0 P: 7	R: 0 E: 0 K: 1 S: 5 H: 0 LOB: 1 BB: 1 P: 9	R: 5 E: 1 K: 1 S: 10 H: 5 LOB: 1 BB: 1 P: 14		1B: 12 2B: 1 3B: 1 HR: 0	SF: 1 SAC: 0 DP: 0 HBP: 1					

	AB	35
	R	11
	H	14
	RBI	9
	BB	7
	SO	7
	LOB	14

PITCHER		IP	WLS	BF	H	R	ER	SO	BB	IBB	HBP	BLK	WP	HR	S	P	ERA	WHIP
Bob Welch, R ERA: 3.72	(1, 1)	3.0	L	17	7	4	4	3	3	0	0	0	0	0	20	32	12.00	3.333
Terry Forster, L ERA: 6.75	(4, 1)	1.0		5	1	1	1	0	1	0	0	0	0	0	4	8	9.00	2.000
Dave Stewart, R ERA: 9.42	(5, 1)	3.0		13	1	1	1	3	1	1	1	0	0	0	16	25	3.00	0.667
Alejandro Pena, R ERA: 4.5	(8, 1)	1.0		9	5	5	5	1	1	0	0	0	1	0	10	14	45.00	6.000

PITCHER		IP	WLS	BF	H	R	ER	SO	BB	IBB	HBP	BLK	WP	HR	S	P	ERA	WHIP

WP: 1 PA: 44
PB: 0
SB: 2
CS: 2

Batter	1	2	3	4	5	6	7	8	9	AB	R	H	RBI	BB	SO	LOB
Chili Davis, S (1, 8) OBP: 0.364, SLG: 0.437	F5		6-3			4-3		FC6-4 1B		4	0	1	0	0	0	0
Joe Morgan, L (1, 4) OBP: 0.361, SLG: 0.344	3-1		F9			3-1		FC6-4 1-2f		4	0	0	0	0	0	1
Tom O'Malley, L (1, 5) OBP: 0.346, SLG: 0.500	L5			G3		1B		F7		4	0	1	0	0	0	1
Darrell Evans, L (1, 3) OBP: 0.356, SLG: 0.423		3-1 1B 2B		F6		3-1		G3		4	1	1	0	0	0	2
Jack Clark, R (1, 9) OBP: 0.355, SLG: 0.366		K		FC5-4 BB			BLK 1B		6-3	3	0	1	0	1	1	1
Champ Summers, L (1, 7) OBP: 0.327, SLG: 0.311		3-1 2-3		FC5-4 1-2f			F9		F8	4	0	0	0	0	0	3
Milt May, L (1, 2) OBP: 0.305, SLG: 0.355		1B 3-H			F7		BLK 1B 1-2		1-3	4	0	2	1	0	0	0
Johnnie LeMaster, R (1, 6) OBP: 0.298, SLG: 0.258		4-3			F8		6-3 1-2 2-3			3	0	0	0	0	0	3
Alan Fowlkes, R (1, 1) OBP: 0.231, SLG: 0.167			K		K		F8			2	0	0	0	0	2	0
Jim Barr, R (5, 1) OBP: 0.333, SLG: 0.333										0	0	0	0	0	0	0
Dave Bergman, L (7, PH) OBP: 0.359, SLG: 0.375										1	0	0	0	0	0	2
Fred Breining, R (7, 1)										0	0	0	0	0	0	0
Inning Stats	R: 0 E: 0 K: 0 S: 3 H: 0 LOB: 0 BB: 0 P: 3	R: 1 E: 0 K: 1 S: 7 H: 2 LOB: 1 BB: 0 P: 7	R: 0 E: 0 K: 1 S: 5 H: 0 LOB: 0 BB: 0 P: 5	R: 0 E: 0 K: 0 S: 3 H: 0 LOB: 1 BB: 1 P: 7	R: 0 E: 0 K: 1 S: 5 H: 0 LOB: 0 BB: 0 P: 5	R: 0 E: 0 K: 0 S: 4 H: 1 LOB: 1 BB: 0 P: 4	R: 0 E: 0 K: 0 S: 5 H: 2 LOB: 2 BB: 0 P: 5	R: 0 E: 0 K: 0 S: 4 H: 1 LOB: 1 BB: 0 P: 4	R: 0 E: 0 K: 0 S: 3 H: 0 LOB: 0 BB: 0 P: 3	1B: 5 2B: 1 3B: 0 HR: 0 SF: 0 SAC: 0 DP: 0 HBP: 0						

PITCHER	IP	WLS	BF	H	R	ER	SO	BB	IBB	HBP	BLK	WP	HR	S	P	ERA	WHIP
Dick Ruthven, R (1, 1) ERA: 3.42	9.0	W	34	6	1	1	3	1	0	0	1	0	0	39	43	1.00	0.778

PITCHER	IP	WLS	BF	H	R	ER	SO	BB	IBB	HBP	BLK	WP	HR	S	P	ERA	WHIP

TOP

San Francisco Giants @ Philadelphia Phillies

Veterans Stadium, Philadelphia, PA

Thu May 13 1982, 7:05 PM EDT

Att. 23,053 - Unknown

livebaseballscorecards.com

AB	33
R	1
H	6
RBI	1
BB	1
SO	3
LOB	13

BOTTOM

San Francisco Giants @ Philadelphia Phillies
Veterans Stadium, Philadelphia, PA
Thu May 13 1982, 7:05 PM EDT
Att. 23,053 - Unknown

livebaseballscorecards.com

Batter	1	2	3	4	5	6	7	8	9	AB	R	H	RBI	BB	SO	LOB
Bob Dernier, R (1, 8) (9, 9) OBP: 0.365, SLG: 0.345	3-1 1B 2B		1B 1B		BBBB BLK S E BB	E5 CS		2-H 2B		4	2	3	1	1	0	0
Pete Rose, S (1, 3) OBP: 0.350, SLG: 0.366	3-1 2-3		HBP 1-2 1B		1-3 1-2	CS 1-2	2B SF8 1B	4-3		5	1	2	0	0	0	3
Del Unser, L (9, 3)										0	0	0	0	0	0	0
Mike Schmidt, R (1, 5) OBP: 0.394, SLG: 0.500	HR 3-H 1B		H 1-0 1-2 HBP		BBBB E BLK BLK BB		SF8 1-3 1-6-3 2B			2	3	2	1	1	0	0
Gary Matthews, R (1, 7) OBP: 0.299, SLG: 0.350	1-H HR		SSS 0-3 K		SSS 0-3 K 1-2 2-3		SF8 2-3 3-H			3	1	1	3	0	2	4
Garry Maddox, R (9, 8) OBP: 0.237, SLG: 0.309										0	0	0	0	0	0	0
Bo Diaz, R (1, 2) OBP: 0.356, SLG: 0.583	6-3		SSS 0-3 K		E6 BLK 2-3 3-H		1-6-3 3-H			4	0	0	1	0	1	3
George Vukovich, L (1, 9) (9, 7) OBP: 0.351, SLG: 0.431	F8			G3	4-0 IBB 1-2 3-H		4-3			3	0	0	0	1	0	0
Manny Trillo, R (1, 4) OBP: 0.320, SLG: 0.344		F7	SSS 0-3 K		F9			FC5-4 1B		4	0	1	0	0	1	2
Ivan De Jesus, R (1, 6) OBP: 0.289, SLG: 0.250		1-3		1B	4-3			FC5-4 S 1-2f 2B		4	1	1	0	0	0	1
Dick Ruthven, R (1, 1) OBP: 0.133, SLG: 0.133		SSS 0-3 K		4-3	6-3			SSS 0-3 K 1-2		4	0	0	0	0	2	2
Inning Stats	R: 3 H: 3 E: 0 LOB: 0 K: 0 BB: 0 S: 6 P: 6	R: 0 H: 0 E: 0 LOB: 0 K: 1 BB: 0 S: 5 P: 5	R: 0 H: 2 E: 0 LOB: 2 K: 2 BB: 0 S: 8 P: 9	R: 0 H: 1 E: 0 LOB: 1 K: 1 BB: 0 S: 6 P: 6	R: 2 H: 0 E: 1 LOB: 2 K: 1 BB: 3 S: 6 P: 18	R: 0 H: 0 E: 1 LOB: 0 K: 0 BB: 0 S: 3 P: 3	R: 2 H: 2 E: 0 LOB: 0 K: 0 BB: 0 S: 5 P: 5	R: 1 H: 2 E: 0 LOB: 1 K: 1 BB: 0 S: 7 P: 7		1B: 6 SF: 1 2B: 3 SAC: 0 3B: 0 DP: 0 HR: 1 HBP: 1						

	AB	33
	R	8
	H	10
	RBI	6
	BB	3
	SO	6
	LOB	15

WP: 0 PA: 39
PB: 0
SB: 2
CS: 1

PITCHER		IP	WLS	BF	H	R	ER	SO	BB	IBB	HBP	BLK	WP	HR	S	P	ERA	WHIP
Alan Fowlkes, R ERA: 5.45	(1, 1)	4.2	L	24	6	5	3	5	2	1	1	2	0	1	30	43	5.79	1.714
Jim Barr, R ERA: 2.84	(5, 1)	1.1		4	0	0	0	0	0	0	0	0	0	0	4	4	0.00	0.000
Fred Breining, R ERA: 4.09	(7, 1)	2.0		10	4	3	3	1	0	0	0	0	0	0	12	12	13.50	2.000

PITCHER	IP	WLS	BF	H	R	ER	SO	BB	IBB	HBP	BLK	WP	HR	S	P	ERA	WHIP

Batter	1	2	3	4	5	6	7	8	9	AB	R	H	RBI	BB	SO	LOB
Chili Davis, S (1, 8) OBP: 0.354, SLG: 0.423	K		F9			F3			F3	4	0	0	0	0	1	1
Joe Morgan, L (1, 4) OBP: 0.348, SLG: 0.330	4-3			L6			F8		4-3	4	0	0	0	0	0	0
Guy Sularz, R (1, 5) OBP: 0.296, SLG: 0.280	K			K			F4		F8	4	0	0	0	0	2	0
Jack Clark, R (1, 9) OBP: 0.347, SLG: 0.356		F8		F4			5-3			3	0	0	0	0	0	0
Jim Wohlford, R (1, 7) OBP: 0.404, SLG: 0.488		K			K			F9		3	0	0	0	0	2	0
Darrell Evans, L (1, 3) OBP: 0.348, SLG: 0.412		G3			4-3			F8		3	0	0	0	0	0	0
Bob Brenly, R (1, 2) OBP: 0.333, SLG: 0.333			F9		K			1B		3	0	1	0	0	1	0
Johnnie LeMaster, R (1, 6) OBP: 0.299, SLG: 0.260			K			F6		1B		3	0	1	0	0	1	0
Rich Gale, R (1, 1) OBP: 0.267, SLG: 0.083			BB			K		L4		1	0	0	0	1	1	0
Duane Kuiper, L (8, PH) OBP: 0.382, SLG: 0.354										1	0	0	0	0	0	2
Greg Minton, S (8, 1) OBP: 0.333, SLG: 0.667										0	0	0	0	0	0	0
Inning Stats	R: 0 E: 0 K: 2 S: 7 H: 0 LOB: 0 BB: 0 P: 7	R: 0 E: 0 K: 1 S: 5 H: 0 LOB: 0 BB: 0 P: 5	R: 0 E: 0 K: 1 S: 5 H: 0 LOB: 1 BB: 1 P: 9	R: 0 E: 0 K: 1 S: 5 H: 0 LOB: 0 BB: 0 P: 5	R: 0 E: 0 K: 2 S: 7 H: 0 LOB: 0 BB: 0 P: 7	R: 0 E: 0 K: 1 S: 5 H: 0 LOB: 0 BB: 0 P: 5	R: 0 E: 0 K: 0 S: 3 H: 0 LOB: 0 BB: 0 P: 3	R: 0 E: 0 K: 0 S: 5 H: 2 LOB: 2 BB: 0 P: 5	R: 0 E: 0 K: 0 S: 3 H: 0 LOB: 0 BB: 0 P: 3	1B: 2 2B: 0 3B: 0 HR: 0 SF: 0 SAC: 0 DP: 0 HBP: 0							

PITCHER		IP	WLS	BF	H	R	ER	SO	BB	IBB	HBP	BLK	WP	HR	S	P	ERA	WHIP
Steve Carlton, L ERA: 4.29	(1, 1)	9.0	W	30	2	0	0	8	1	0	0	0	0	0	45	49	0.00	0.333

PITCHER	IP	WLS	BF	H	R	ER	SO	BB	IBB	HBP	BLK	WP	HR	S	P	ERA	WHIP

TOP

San Francisco Giants @ Philadelphia Phillies
Veterans Stadium, Philadelphia, PA
Fri May 14 1982, 7:05 PM EDT
Att. 33,541 - Unknown

livebaseballscorecards.com

AB	29
R	0
H	2
RBI	0
BB	1
SO	8
LOB	3

PA: 30
WP: 0
PB: 0
SB: 0
CS: 0

BOTTOM

San Francisco Giants @ Philadelphia Phillies
Veterans Stadium, Philadelphia, PA
Fri May 14 1982, 7:05 PM EDT
Att. 33,541 - Unknown

Batter	1	2	3	4	5	6	7	8	9	AB	R	H	RBI	BB	SO	LOB
Bob Dernier, R (1, 8) OBP: 0.360, SLG: 0.341	6-3	K		1B			6-3			4	0	1	0	0	1	1
Pete Rose, S (1, 3) OBP: 0.348, SLG: 0.362	F7		1B BB SF7 1B	F7			6-3			4	1	1	0	0	0	1
Mike Schmidt, R (1, 5) OBP: 0.400, SLG: 0.508	2B 2B		BBBB 1B BB		L8		SSS K			3	1	1	0	1	1	0
Gary Matthews, R (1, 7) Garry Maddox, R (8, PR) (9, 7) OBP: 0.313, SLG: 0.372 OBP: 0.237, SLG: 0.309	2-H 2B		1-2 2-3 1B		6-3			G4-6-3 1B		4 0	0 0	3 0	1 0	0 0	0 0	0 0
Bo Diaz, R (1, 2) OBP: 0.352, SLG: 0.571	BBBB BB		SF7 3-H		F8			1-2f G4-6-3		2	0	0	1	1	0	1
George Vukovich, L (1, 9) OBP: 0.361, SLG: 0.436	F9		F6			6-3 1B		1B 1B		4	0	2	0	0	0	4
Manny Trillo, R (1, 4) OBP: 0.327, SLG: 0.344		BBBB 1B BB	F9			1-2 6-3		1-3 1B		3	0	1	0	1	0	3
Ivan De Jesus, R (1, 6) OBP: 0.288, SLG: 0.250		1-3 SH1-4 1B		4-3		F9		F9		4	0	1	0	0	0	3
Steve Carlton, L (1, 1) OBP: 0.182, SLG: 0.318		1-2 SH1-4		SSS K		L6				2	0	0	0	0	1	1
Inning Stats	R: 1 H: 2 E: 0 LOB: 2 K: 0 BB: 1 S: 5 P: 9	R: 0 H: 1 E: 0 LOB: 1 K: 1 BB: 1 S: 5 P: 9	R: 1 H: 2 E: 0 LOB: 2 K: 0 BB: 1 S: 5 P: 9	R: 0 H: 1 E: 0 LOB: 1 K: 1 BB: 0 S: 6 P: 6	R: 0 H: 0 E: 0 LOB: 0 K: 0 BB: 0 S: 3 P: 3	R: 0 H: 1 E: 0 LOB: 1 K: 0 BB: 0 S: 4 P: 4	R: 0 H: 0 E: 0 LOB: 0 K: 1 BB: 0 S: 5 P: 5	R: 0 H: 3 E: 0 LOB: 2 K: 0 BB: 0 S: 5 P: 5		1B: 8 SF: 1 2B: 2 SAC: 1 3B: 0 DP: 1 HR: 0 HBP: 0						

livebaseballscorecards.com

	AB	30
	R	2
	H	10
	RBI	2
	BB	3
	SO	3
	LOB	14

WP: 0 PA: 35
PB: 0
SB: 0
CS: 0

PITCHER		IP	WLS	BF	H	R	ER	SO	BB	IBB	HBP	BLK	WP	HR	S	P	ERA	WHIP
Rich Gale, R ERA: 4.14	(1, 1)	7.0	L	30	7	2	2	3	3	0	0	0	0	0	33	45	2.57	1.429
Greg Minton, R ERA: 1.8	(8, 1)	1.0		5	3	0	0	0	0	0	0	0	0	0	5	5	0.00	3.000

PITCHER	IP	WLS	BF	H	R	ER	SO	BB	IBB	HBP	BLK	WP	HR	S	P	ERA	WHIP

San Francisco Giants @ Philadelphia Phillies

Veterans Stadium, Philadelphia, PA

Sat May 15 1982, 7:05 PM EDT

Att. 29,785 - Unknown

TOP

livebaseballscorecards.com

Batter	1	2	3	4	5	6	7	8	9	AB	R	H	RBI	BB	SO	LOB
Joe Morgan, L (1, 4) OBP: 0.345, SLG: 0.327	F8		CS 1B 3-H		K 1-2			K		4	0	1	1	0	2	1
Milt May, L (1, 2) OBP: 0.291, SLG: 0.338	G3		CS 1-2	3-1	F8			F7		4	0	0	0	0	0	1
Chili Davis, S (1, 8) OBP: 0.351, SLG: 0.418	K			BLK HR 1B	K			4-3		4	1	1	0	0	2	1
Champ Summers, L (1, 7) OBP: 0.327, SLG: 0.375		4-3		HR 1-H		3-1			5-3	3	1	1	2	0	0	0
Greg Minton, S (8, 1) OBP: 0.333, SLG: 0.667										0	0	0	0	0	0	0
Bob Brenly, R (9, PH) OBP: 0.250, SLG: 0.250										1	0	0	0	0	0	0
Jack Clark, R (1, 9) OBP: 0.336, SLG: 0.343		5-3		F9		L5			5-3	4	0	0	0	0	0	0
Darrell Evans, L (1, 3) OBP: 0.352, SLG: 0.410		4-3		FC5 1B 1B		F9			BB	3	0	1	0	1	0	0
Tom O'Malley, L (1, 5) OBP: 0.333, SLG: 0.464			K	1-2 1B			F8		4-3	4	0	1	0	0	1	1
Johnnie LeMaster, R (1, 6) OBP: 0.291, SLG: 0.253			F4	FC5 2-3f			6-3			3	0	0	0	0	0	2
Renie Martin, R (1, 1) OBP: 0.500, SLG: 0.500			E1 1B		S 1B		F9			3	1	2	0	0	0	0
Dan Schatzeder, L (7, 1) OBP: 0.125, SLG: 0.125										0	0	0	0	0	0	0
Jim Wohlford, R (8, 7) OBP: 0.404, SLG: 0.488										0	0	0	0	0	0	0

Inning Stats	1	2	3	4	5	6	7	8	9
	R: 0 E: 0 K: 1 S: 5	H: 0 LOB: 0 BB: 0 P: 5	R: 0 E: 0 K: 0 S: 3	H: 0 LOB: 0 BB: 0 P: 3	R: 1 E: 1 K: 1 S: 6	H: 2 LOB: 0 BB: 0 P: 6	R: 2 E: 0 K: 0 S: 7	H: 4 LOB: 2 BB: 0 P: 7	R: 0 E: 0 K: 2 S: 8	H: 1 LOB: 1 BB: 0 P: 8	R: 0 E: 0 K: 0 S: 3	H: 0 LOB: 0 BB: 0 P: 3	R: 0 E: 0 K: 0 S: 3	H: 0 LOB: 0 BB: 0 P: 3	R: 0 E: 0 K: 1 S: 5	H: 0 LOB: 0 BB: 0 P: 5	R: 0 E: 0 K: 0 S: 3	H: 0 LOB: 1 BB: 1 P: 7

	AB	33
	R	3
	H	7
	RBI	3
	BB	1
	SO	5
	LOB	6

	1B: 6	SF: 0	WP: 0	PA: 35
	2B: 0	SAC: 0	PB: 0	
	3B: 0	DP: 0	SB: 1	
	HR: 1	HBP: 0	CS: 1	

PITCHER		IP	WLS	BF	H	R	ER	SO	BB	IBB	HBP	BLK	WP	HR	S	P	ERA	WHIP
Larry Christenson, R ERA: 2.98	(1, 1)	8.0	W	30	7	3	2	5	0	0	0	1	0	1	40	40	2.25	0.875
Sparky Lyle, L ERA: 2.92	(9, 1)	1.0	S	4	0	0	0	0	1	0	0	0	0	0	3	7	0.00	1.000

PITCHER	IP	WLS	BF	H	R	ER	SO	BB	IBB	HBP	BLK	WP	HR	S	P	ERA	WHIP

Batter	1	2	3	4	5	6	7	8	9	AB	R	H	RBI	BB	SO	LOB
Bob Dernier, R (1, 8) (8, 9) OBP: 0.375, SLG: 0.378	BBBB 4-0 L4-3 BB			x 0-0 E6 SH2-3 1B		BBBB 4-0 1B SF8 BB		x 0-0 HR		2	3	1	1	2	0	0
Pete Rose, S (1, 3) OBP: 0.347, SLG: 0.362	x 0-0 ① ② L4-3 1-2			x 0-0 ① SH2-3 1-2		x 0-0 1B 1-3 1B		x 0-0 ② 6-3		3	0	1	0	0	0	1
Mike Schmidt, R (1, 5) OBP: 0.405, SLG: 0.500	x 0-0 ③ 6-3			BBBB 4-0 CS 1B BB		x 0-0 ② SF8 3-H		BBBB 4-0 HR BB		1	1	0	1	2	0	0
Gary Matthews, R (1, 7) OBP: 0.326, SLG: 0.408 Sparky Lyle, L (9, 1)		x 0-0 ① 5-3		x 0-0 1-2 2-H 1B		x 0-0 FC6-4 1-2 1B		x 0-0 1-H HR		4 0	1 0	3 0	3 0	0 0	0 0	0 0
Bo Diaz, R (1, 2) OBP: 0.349, SLG: 0.560		x 0-0 CS 1B		x 0-0 ② ③ 5-3 2-3		x 0-0 ③ FC6-4 1-2f		x 0-0 ③ F6		4	0	1	0	0	0	4
George Vukovich, L (1, 9) OBP: 0.365, SLG: 0.429 Garry Maddox, R (7, PH) (8, 8) OBP: 0.233, SLG: 0.304	SSS 0-3 ② ③ K 1-2			BBBB 4-0 G4-6-3 BB		SSS 0-3 ① K				1 1	0 0	0 0	0 0	1 0	1 1	1 0
Manny Trillo, R (1, 4) OBP: 0.317, SLG: 0.333		x 0-0 ① 5-3		x 0-0 ① ② G4-6-3 1-2f		x 0-0 ② 6-3				3	0	0	0	0	0	1
Ivan De Jesus, R (1, 6) OBP: 0.281, SLG: 0.244		x 0-0 ② 6-3		SSS 0-3 ③ K		SSS 0-3 ③ K				3	0	0	0	0	2	0
Larry Christenson, R (1, 1) OBP: 0.059, SLG: 0.059 Dick Davis, R (8, PH) OBP: 0.322, SLG: 0.446 Greg Gross, L (9, 7) OBP: 0.393, SLG: 0.292		SSS 0-3 ③ K				x 0-0 ① 5-3		x 0-0 ① 6-3		2 1 0	0 0 0	0 0 0	0 0 0	0 0 0	1 0 0	0 0 0
Inning Stats	R: 0 E: 0 K: 0 S: 2 H: 0 LOB: 0 BB: 1 P: 6	R: 0 E: 0 K: 1 S: 5 H: 1 LOB: 0 BB: 0 P: 5	R: 0 E: 0 K: 1 S: 5 H: 0 LOB: 0 BB: 0 P: 5	R: 1 E: 1 K: 0 S: 4 H: 1 LOB: 1 BB: 1 P: 8	R: 0 E: 0 K: 1 S: 4 H: 0 LOB: 0 BB: 1 P: 8	R: 1 E: 0 K: 0 S: 5 H: 2 LOB: 2 BB: 1 P: 9	R: 0 E: 0 K: 2 S: 7 H: 0 LOB: 0 BB: 0 P: 7	R: 3 E: 0 K: 0 S: 5 H: 2 LOB: 0 BB: 1 P: 9		1B: 4 2B: 1 3B: 0 HR: 2	SF: 1 SAC: 1 DP: 2 HBP: 0					

PITCHER		IP	WLS	BF	H	R	ER	SO	BB	IBB	HBP	BLK	WP	HR	S	P	ERA	WHIP
Renie Martin, R ERA: 2.77	(1, 1)	6.0		23	4	2	1	3	4	0	0	0	0	0	25	41	1.50	1.333
Dan Schatzeder, L ERA: 7.01	(7, 1)	1.2		6	1	1	1	2	0	0	0	0	0	1	10	10	5.40	0.600
Greg Minton, R ERA: 2.49	(8, 1)	0.1	L	3	1	2	2	0	1	0	0	0	0	1	2	6	54.00	6.000

PITCHER	IP	WLS	BF	H	R	ER	SO	BB	IBB	HBP	BLK	WP	HR	S	P	ERA	WHIP

BOTTOM

San Francisco Giants @ Philadelphia Phillies

Veterans Stadium, Philadelphia, PA

Sat May 15 1982, 7:05 PM EDT

Att. 29,785 - Unknown

livebaseballscorecards.com

AB	25
R	5
H	6
RBI	5
BB	5
SO	5
LOB	7

1B: 4	SF: 1	WP: 0	PA: 32
2B: 1	SAC: 1	PB: 0	
3B: 0	DP: 2	SB: 0	
HR: 2	HBP: 0	CS: 2	

Batter	1	2	3	4	5	6	7	8	9	AB	R	H	RBI	BB	SO	LOB
Duane Kuiper, L (1, 4) OBP: 0.390, SLG: 0.353	4-3		2B 1B			4-3		BB		3	0	1	0	1	0	0
Milt May, L (1, 2) OBP: 0.289, SLG: 0.345	F8		1-3 2B			4-3		F8		4	0	1	0	0	0	1
Chili Davis, S (1, 8) OBP: 0.342, SLG: 0.406	4-3		L5			K			K	4	0	0	0	0	2	2
Champ Summers, L (1, 7) OBP: 0.305, SLG: 0.346		K2-3		K			F9		F8	4	0	0	0	0	2	0
Jack Clark, R (1, 9) OBP: 0.333, SLG: 0.366		HR		1-3			K		K	4	1	1	1	0	2	0
Darrell Evans, L (1, 3) OBP: 0.352, SLG: 0.403		1-3		3-1			BB			2	0	0	0	1	0	0
Tom O'Malley, L (1, 5) OBP: 0.303, SLG: 0.419		4-3			4-3		F7			3	0	0	0	0	0	1
Johnnie LeMaster, R (1, 6) OBP: 0.283, SLG: 0.245			5-3		5-3			F6		3	0	0	0	0	0	0
Atlee Hammaker, S (1, 1)			4-3		F8			K		2	0	0	0	0	0	0
Jim Barr, R (7, 1) OBP: 0.333, SLG: 0.333										0	0	0	0	0	0	0
Guy Sularz, R (8, PH) OBP: 0.286, SLG: 0.269										1	0	0	0	1	0	0
Fred Breining, R (8, 1)										0	0	0	0	0	0	0
Inning Stats	R: 0 E: 0 K: 0 S: 3 H: 0 LOB: 0 BB: 0 P: 3	R: 1 E: 0 K: 1 S: 6 H: 1 LOB: 0 BB: 0 P: 6	R: 0 E: 0 K: 0 S: 5 H: 2 LOB: 2 BB: 0 P: 5	R: 0 E: 0 K: 1 S: 5 H: 0 LOB: 0 BB: 0 P: 5	R: 0 E: 0 K: 0 S: 3 H: 0 LOB: 0 BB: 0 P: 3	R: 0 E: 0 K: 1 S: 5 H: 0 LOB: 0 BB: 0 P: 5	R: 0 E: 0 K: 1 S: 5 H: 0 LOB: 1 BB: 1 P: 9	R: 0 E: 0 K: 1 S: 5 H: 0 LOB: 1 BB: 1 P: 9	R: 0 E: 0 K: 2 S: 7 H: 0 LOB: 0 BB: 0 P: 7	1B: 1 2B: 1 3B: 0 HR: 1	SF: 0 SAC: 0 DP: 0 HBP: 0						

TOP

San Francisco Giants @ Philadelphia Phillies

Veterans Stadium, Philadelphia, PA

Sun May 16 1982, 3:33 AM EDT

Att. 38,125 - Unknown

livebaseballscorecards.com

AB	30
R	1
H	3
RBI	1
BB	2
SO	7
LOB	4

PITCHER		IP	WLS	BF	H	R	ER	SO	BB	IBB	HBP	BLK	WP	HR	S	P	ERA	WHIP
Mike Krukow, R ERA: 2.86	(1, 1)	9.0	W	32	3	1	1	7	2	0	0	0	0	1	44	52	1.00	0.556

PITCHER	IP	WLS	BF	H	R	ER	SO	BB	IBB	HBP	BLK	WP	HR	S	P	ERA	WHIP

Batter	1	2	3	4	5	6	7	8	9	AB	R	H	RBI	BB	SO	LOB
Bob Dernier, R (1, 8) (7, 9) OBP: 0.394, SLG: 0.426	HR		CS 1B		2B 1B 2-3		BBBB BB S SF8 BB 4-0	FC5-4 G4-6-3 1-2f ①		4	3	3	1	1	0	1
Pete Rose, S (1, 3) OBP: 0.342, SLG: 0.363	6-3 ① 0-0		6-3 ② ③ 0-0 1-2		2B 1-H 3-H		L6 ① 0-0 1-2	G4-6-3 ② ③ 0-0 1-2f		5	0	1	2	0	0	3
Mike Schmidt, R (1, 5) OBP: 0.410, SLG: 0.508	2B 0-0			SSS K ① 0-3	F8 ③ 0-0		IIII BB 1B IBB 4-0			3	1	1	0	1	1	1
Gary Matthews, R (1, 7) OBP: 0.331, SLG: 0.430 Greg Gross, L (8, 7) OBP: 0.393, SLG: 0.292	F3 ② 0-0			F8 ② 0-0		HR 0-0	BBBB 1B 1B BB 4-0 1-2 2-3			3 0	1 0	1 0	1 0	1 0	0 0	1 0
Bo Diaz, R (1, 2) OBP: 0.346, SLG: 0.550	6-3 ③ 0-0			BBBB BB 4-0		F9 ① 0-0	SF8 ② 0-0 3-H			2	0	0	1	1	0	1
Dick Davis, R (1, 9) OBP: 0.323, SLG: 0.441 Garry Maddox, R (6, PR) (7, 8) OBP: 0.246, SLG: 0.316		SSS K ① 0-3		F4 ③ 0-0		6-3 1B 0-0 1-2 2-H	1B 1B 0-0			3 1	0 0	1 1	0 1	0 0	1 0	1 0
Manny Trillo, R (1, 4) OBP: 0.324, SLG: 0.333		F9 ② 0-0			BBBB 1B SH2-4 2B BB 4-0	6-3 ② 0-0 1-2	1B 0-0 1-2 2-3			3	1	1	0	1	0	1
Ivan De Jesus, R (1, 6) OBP: 0.283, SLG: 0.240		F8 ③ 0-0			SH2-4 ① 0-0 1-2	IBB 4-0	F7 ③ 0-0			2	0	0	0	1	0	3
Mike Krukow, R (1, 1) OBP: 0.133, SLG: 0.133			F9 ① 0-0		5-3 ② 0-0	F4 ③ 0-0		FC5-4 1B 0-0		4	0	1	0	0	0	3
Inning Stats	R: 1 H: 2 E: 0 LOB: 1 K: 0 BB: 0 S: 5 P: 5	R: 0 H: 0 E: 0 LOB: 0 K: 1 BB: 0 S: 5 P: 5	R: 0 H: 1 E: 0 LOB: 0 K: 0 BB: 0 S: 3 P: 3	R: 0 H: 0 E: 0 LOB: 1 K: 1 BB: 1 S: 5 P: 9	R: 2 H: 2 E: 0 LOB: 1 K: 0 BB: 1 S: 5 P: 9	R: 1 H: 2 E: 0 LOB: 2 K: 0 BB: 1 S: 5 P: 9	R: 2 H: 2 E: 0 LOB: 3 K: 0 BB: 3 S: 5 P: 17	R: 0 H: 1 E: 0 LOB: 0 K: 0 BB: 0 S: 3 P: 3		1B: 6 SF: 1 2B: 2 SAC: 1 3B: 0 DP: 1 HR: 2 HBP: 0				WP: 0 PA: 38 PB: 0 SB: 1 CS: 1		

PITCHER		IP	WLS	BF	H	R	ER	SO	BB	IBB	HBP	BLK	WP	HR	S	P	ERA	WHIP
Atlee Hammaker, L ERA: 5.7	(1, 1)	6.1	L	30	7	6	6	2	3	2	0	0	0	2	29	49	8.53	1.579
Jim Barr, R ERA: 2.77	(7, 1)	0.2		5	2	0	0	0	1	0	0	0	0	0	4	8	0.00	4.500
Fred Breining, R ERA: 3.91	(8, 1)	1.0		3	1	0	0	0	0	0	0	0	0	0	3	3	0.00	1.000

PITCHER	IP	WLS	BF	H	R	ER	SO	BB	IBB	HBP	BLK	WP	HR	S	P	ERA	WHIP

BOTTOM

San Francisco Giants @ Philadelphia Phillies

Veterans Stadium, Philadelphia, PA

Sun May 16 1982, 3:33 AM EDT

Att. 38,125 - Unknown

livebaseballscorecards.com

AB	30
R	6
H	10
RBI	6
BB	6
SO	2
LOB	15

Batter	1	2	3	4	5	6	7	8	9	AB	R	H	RBI	BB	SO	LOB
Terry Puhl, L (1, 9) OBP: 0.313, SLG: 0.356	4-3		BB		1B 2-H 3-H 1B	F6		G3 1-2 2-3		4	0	1	2	1	0	3
Tony Scott, S (1, 8) OBP: 0.282, SLG: 0.342	F8		4-3 1-2		1-3 1B 1B		F8 S S S	K		4	1	1	0	0	0	1
Scott Loucks, R (8, PH) (8, 8)										1	0	0	0	0	1	2
Ray Knight, R (1, 5) OBP: 0.357, SLG: 0.461	5-3			F9	1B 2-H 1B		1B 2B		1B	5	2	3	1	0	0	0
Jose Cruz, L (1, 7) OBP: 0.336, SLG: 0.410		CS BB		F2	1-H 1B		G4-6-3 2-H 1B		K	4	0	2	2	1	1	1
Danny Heep, L (1, 3) OBP: 0.267, SLG: 0.379		K 1-2		K	1-5-3		G4-6-3 1-2f		F8	5	0	0	0	0	2	4
Phil Garner, R (1, 4) OBP: 0.333, SLG: 0.466		2B			1B 1B	E S FC 1B		WP 1B 1B	K	5	3	4	0	0	1	1
Alan Ashby, S (1, 2) OBP: 0.338, SLG: 0.419		K			1B 1-3 1B	K 1-3		G3 HBP 1-H 1B		4	1	2	1	0	2	2
Craig Reynolds, L (1, 6) OBP: 0.380, SLG: 0.333			4-3		SH1-4 1-3 3-H 1B	FC SH1-4 3-H		F6		4	1	1	2	0	0	1
Vern Ruhle, R (1, 1) OBP: 0.273, SLG: 0.200			K		SH1-4 1-2	SH1-4 1-2		G3 HBP 1-2		1	0	0	0	0	1	0
Inning Stats	R: 0 E: 0 K: 0 S: 3 H: 0 LOB: 0 BB: 0 P: 3	R: 0 E: 0 K: 2 S: 7 H: 1 LOB: 1 BB: 1 P: 11	R: 0 E: 0 K: 1 S: 5 H: 0 LOB: 1 BB: 1 P: 9	R: 0 E: 0 K: 1 S: 5 H: 0 LOB: 0 BB: 0 P: 5	R: 5 E: 0 K: 0 S: 9 H: 7 LOB: 1 BB: 0 P: 9	R: 1 E: 0 K: 1 S: 7 H: 1 LOB: 1 BB: 0 P: 7	R: 1 E: 0 K: 0 S: 4 H: 2 LOB: 0 BB: 0 P: 4	R: 1 E: 0 K: 1 S: 7 H: 2 LOB: 2 BB: 0 P: 8	R: 0 E: 0 K: 2 S: 8 H: 1 LOB: 1 BB: 0 P: 8	1B: 12 2B: 2 3B: 0 HR: 0 SF: 0 SAC: 2 DP: 1 HBP: 1						

TOP

Houston Astros @ Philadelphia Phillies

Veterans Stadium, Philadelphia, PA

Mon May 17 1982, 7:05 PM EDT

Att. 23,734 - Unknown

livebaseballscorecards.com

AB	37
R	8
H	14
RBI	8
BB	2
SO	8
LOB	15

WP: 1 PB: 0 SB: 2 CS: 1 PA: 42

PITCHER		IP	WLS	BF	H	R	ER	SO	BB	IBB	HBP	BLK	WP	HR	S	P	ERA	WHIP
Ron Reed, R ERA: 3.38	(1, 1)	4.2	L	21	7	5	5	4	2	0	0	0	0	0	27	35	9.64	1.929
Sid Monge, L ERA: 5.4	(5, 1)	1.1		7	2	1	0	1	0	0	0	0	0	0	9	9	0.00	1.500
Porfi Altamirano, R ERA: 3.86	(7, 1)	2.0		10	4	2	2	1	0	0	1	0	1	0	11	12	9.00	2.000
Ed Farmer, R ERA: 6.23	(9, 1)	1.0		4	1	0	0	2	0	0	0	0	0	0	8	8	0.00	1.000

PITCHER	IP	WLS	BF	H	R	ER	SO	BB	IBB	HBP	BLK	WP	HR	S	P	ERA	WHIP

Batter	1	2	3	4	5	6	7	8	9	AB	R	H	RBI	BB	SO	LOB
Bob Dernier, R (1, 8) OBP: 0.384, SLG: 0.412	6-3		K2-3			5-3			6-3	3	0	0	0	0	1	1
Garry Maddox, R (7, 8) OBP: 0.242, SLG: 0.310										1	0	0	0	0	0	0
Pete Rose, S (1, 3) OBP: 0.333, SLG: 0.353	6-3		5-3			3-1 (2-3)			F8	4	0	0	0	0	0	1
Mike Schmidt, R (1, 5) OBP: 0.402, SLG: 0.485	BB (CS)			K		F4			F8	3	0	0	0	1	1	1
Gary Matthews, R (1, 7) OBP: 0.331, SLG: 0.427	CS (1-2)	F9		7-6-3 (1B)			F6			3	0	1	0	0	0	0
Bo Diaz, R (1, 2) OBP: 0.346, SLG: 0.553		1B 2B		7-6-3 (1-2f)			F9			3	1	1	0	0	0	1
George Vukovich, L (1, 9) OBP: 0.348, SLG: 0.407		F7			4-3		F4			3	0	0	0	0	0	1
Manny Trillo, R (1, 4) OBP: 0.324, SLG: 0.333		S 1B (2-H)			1-3			6-3		3	0	1	1	0	0	0
Ivan De Jesus, R (1, 6) OBP: 0.277, SLG: 0.234		F9 (1-2)			F9			F9		3	0	0	0	0	0	1
Ron Reed, R (1, 1) OBP: 0.200, SLG: 0.250			F9			3-1 2B		6-3		1	0	0	0	0	0	0
Sid Monge, S (5, 1)										0	0	0	0	0	0	0
Ozzie Virgil, R (6, PH) OBP: 0.429, SLG: 0.571										1	0	1	0	0	0	0
Porfi Altamirano, R (7, 1) OBP: 0.333, SLG: 0.333										0	0	0	0	0	0	0
Greg Gross, L (8, PH) OBP: 0.379, SLG: 0.280										1	0	0	0	0	0	0
Ed Farmer, R (9, 1)										0	0	0	0	0	0	0
Inning Stats	R: 0 E: 0 K: 0 S: 2 H: 0 LOB: 0 BB: 1 P: 6	R: 1 E: 0 K: 0 S: 5 H: 2 LOB: 1 BB: 0 P: 5	R: 0 E: 0 K: 1 S: 5 H: 0 LOB: 0 BB: 0 P: 5	R: 0 E: 0 K: 1 S: 5 H: 1 LOB: 0 BB: 0 P: 5	R: 0 E: 0 K: 0 S: 3 H: 0 LOB: 0 BB: 0 P: 3	R: 0 E: 0 K: 0 S: 4 H: 1 LOB: 1 BB: 0 P: 4	R: 0 E: 0 K: 0 S: 3 H: 0 LOB: 0 BB: 0 P: 3	R: 0 E: 0 K: 0 S: 3 H: 0 LOB: 0 BB: 0 P: 3	R: 0 E: 0 K: 0 S: 3 H: 0 LOB: 0 BB: 0 P: 3	1B: 2 2B: 3 3B: 0 HR: 0	SF: 0 SAC: 0 DP: 1 HBP: 0						

PITCHER	IP	WLS	BF	H	R	ER	SO	BB	IBB	HBP	BLK	WP	HR	S	P	ERA	WHIP
Vern Ruhle, R (1, 1) ERA: 4.19	9.0	W	30	4	1	1	2	1	0	0	0	0	0	33	37	1.00	0.556

PITCHER	IP	WLS	BF	H	R	ER	SO	BB	IBB	HBP	BLK	WP	HR	S	P	ERA	WHIP

BOTTOM

Houston Astros @ Philadelphia Phillies

Veterans Stadium, Philadelphia, PA

Mon May 17 1982, 7:05 PM EDT

Att. 23,734 - Unknown

livebaseballscorecards.com

AB	29
R	1
H	4
RBI	1
BB	1
SO	2
LOB	6

PA: 31

WP: 0 PB: 0 SB: 1 CS: 1

Houston Astros @ Philadelphia Phillies

Veterans Stadium, Philadelphia, PA

Tue May 18 1982, 7:05 PM EDT

Att. 23,869 - Unknown

TOP

livebaseballscorecards.com

Batter	1	2	3	4	5	6	7	8	9	10	11	12	AB	R	H	RBI	BB	SO	LOB
Terry Puhl, L (1, 9) OBP: 0.309, SLG: 0.350	4-3			4-3	4-3			F5			1B		5	0	1	0	0	0	1
Tony Scott, S (1, 8) OBP: 0.270, SLG: 0.328	K			4-3		K			6-3		L5		5	0	0	0	0	2	1
Denny Walling, L (12, 3) OBP: 0.316, SLG: 0.255													0	0	0	0	0	0	0
Ray Knight, R (1, 5) OBP: 0.358, SLG: 0.466	G3			1B		5-3			F7			6-3 1B 2B	5	0	2	0	0	0	0
(10, 3)													0	1	0	0	0	0	0
Scott Loucks, R (12, PR)																			
(12, 8)				1-2 1B		G3			K			F7	5	0	1	0	0	1	1
Jose Cruz, L (1, 7) OBP: 0.331, SLG: 0.403		4-3					4-3			F9		6-3 2-3	3	0	0	0	0	0	2
Danny Heep, L (1, 3) OBP: 0.242, SLG: 0.344		6-3		F9									2	0	0	0	0	0	1
Joe Pittman, R (10, PH) OBP: 0.167, SLG: 0.333																			
(10, 5)		F8			1B SF8 1B		F8			F9		F9 IBB	4	1	1	0	1	0	0
Phil Garner, R (1, 4) OBP: 0.335, SLG: 0.460																			
Alan Ashby, S (1, 2) OBP: 0.341, SLG: 0.418			1-5-3		1-3 1B		4-3			5-3		1-2 3-H 1B	5	0	2	1	0	0	0
Craig Reynolds, L (1, 6) OBP: 0.358, SLG: 0.318			G3		SF8 3-H			3-1			F3	K	2	0	0	1	0	0	0
Dickie Thon, R (11, PH) OBP: 0.270, SLG: 0.276													2	0	0	0	0	1	2
(11, 6)																			
Joe Niekro, R (1, 1) OBP: 0.048, SLG: 0.095			K		K			K			F4		3	0	0	0	0	3	1
Alan Knicely, R (11, PH) OBP: 0.286, SLG: 0.176													1	0	0	0	0	0	0
Dave Smith, R (11, 1)													0	0	0	0	0	0	0
Inning Stats	R: 0 E: 0 K: 1 S: 5 H: 0 LOB: 0 BB: 0 P: 5	R: 0 E: 0 K: 0 S: 3 H: 0 LOB: 0 BB: 0 P: 3	R: 0 E: 0 K: 1 S: 5 H: 0 LOB: 0 BB: 0 P: 5	R: 0 E: 0 K: 0 S: 5 H: 2 LOB: 2 BB: 0 P: 5	R: 1 E: 0 K: 1 S: 7 H: 2 LOB: 1 BB: 0 P: 7	R: 0 E: 0 K: 1 S: 5 H: 0 LOB: 0 BB: 0 P: 5	R: 0 E: 0 K: 0 S: 3 H: 0 LOB: 0 BB: 0 P: 3	R: 0 E: 0 K: 1 S: 5 H: 0 LOB: 0 BB: 0 P: 5	R: 0 E: 0 K: 1 S: 5 H: 0 LOB: 0 BB: 0 P: 5	R: 0 E: 0 K: 0 S: 3 H: 0 LOB: 0 BB: 0 P: 3	R: 0 E: 0 K: 0 S: 4 H: 1 LOB: 1 BB: 0 P: 4	R: 1 E: 0 K: 1 S: 7 H: 2 LOB: 2 BB: 1 P: 11	1B: 6 2B: 1 3B: 0 HR: 0	SF: 1 SAC: 0 DP: 0 HBP: 0					

PITCHER		IP	WLS	BF	H	R	ER	SO	BB	IBB	HBP	BLK	WP	HR	S	P	ERA	WHIP
Dick Ruthven, R ERA: 3.09	(1, 1)	8.0		28	4	1	1	5	0	0	0	0	0	0	38	38	1.12	0.500
Sparky Lyle, L ERA: 2.35	(9, 1)	3.0		10	1	0	0	1	0	0	0	0	0	0	12	12	0.00	0.333
Ed Farmer, R ERA: 6.38	(12, 1)	1.0	L	6	2	1	1	1	0	1	0	0	0	0	7	11	9.00	2.000

PITCHER	IP	WLS	BF	H	R	ER	SO	BB	IBB	HBP	BLK	WP	HR	S	P	ERA	WHIP

AB	42
R	2
H	7
RBI	2
BB	1
SO	7
LOB	9

WP: 0 PB: 0 SB: 0 CS: 0 PA: 44

Batter	1	2	3	4	5	6	7	8	9	10	11	12	AB	R	H	RBI	BB	SO	LOB
Garry Maddox, R (1, 8) OBP: 0.265, SLG: 0.317	4-0 4-3 S BB		0-3 K 2-3		0-0 SH1-4 1-2 1B		0-0 S 1B		0-0 6-3		0-0 4-3		5	0	2	0	1	1	1
Pete Rose, S (1, 3) OBP: 0.323, SLG: 0.340	0-0 4-3 1-3		0-0 F7		0-0 SH1-4 1-2 2-3		0-0 G2		0-0 4-3			0-0 4-3	5	0	0	0	0	0	3
Mike Schmidt, R (1, 5) OBP: 0.419, SLG: 0.493	0-3 K			0-0 1B 1B 1B	0-0 F8		4-0 BB 1-2		0-0 1B			0-0 1B	5	1	3	0	1	1	3
Gary Matthews, R (1, 7) OBP: 0.331, SLG: 0.423 Bob Dernier, R (12, PR) OBP: 0.384, SLG: 0.412	0-3 K			0-0 1B 1-3 1B	0-0 6-3		0-0 G3		0-0 F9			0-0 1B 1-2	6 0	0 0	2 0	0 0	0 0	1 0	6 0
Bo Diaz, R (1, 2) OBP: 0.345, SLG: 0.550		0-0 F4		0-0 1B 1-2 3-H 1B		0-0 4-3 2B		0-0 F9		0-0 F5		0-0 F7	6	0	2	1	0	0	2
George Vukovich, L (1, 9) OBP: 0.319, SLG: 0.369	0-3 K		0-3 K			0-0 4-3 2-3		0-3 K		0-0 F6		0-0 F8	6	0	0	0	0	3	5
Manny Trillo, R (1, 4) OBP: 0.319, SLG: 0.327	0-0 5-3			0-0 F9		0-0 6-3		0-0 E 1B 1B		0-0 1-3			5	0	1	0	0	0	3
Ivan De Jesus, R (1, 6) OBP: 0.281, SLG: 0.241			0-0 PB SH1-4 1B	0-0 F8		0-0 F8		0-0 E1 1-3 1B			0-0 5-3		5	0	2	0	0	0	3
Dick Ruthven, R (1, 1) OBP: 0.118, SLG: 0.118 Dick Davis, R (8, PH) OBP: 0.317, SLG: 0.433 Sparky Lyle, L (9, 1) Greg Gross, L (11, PH) OBP: 0.367, SLG: 0.269 Ed Farmer, R (12, 1)			0-0 SH1-4 1-2		0-0 E3 SH1-4 1B		0-3 K	0-0 4-3			0-0 6-3		2 1 0 1 0	0 0 0 0 0	0 0 0 0 0	0 0 0 0 0	1 0 0 0 0	0 2 0 0 0	0 0 0 0 0
Inning Stats	R: 0 H: 0 E: 0 LOB: 1 K: 2 BB: 1 S: 7 P: 11	R: 0 H: 0 E: 0 LOB: 0 K: 1 BB: 0 S: 5 P: 5	R: 0 H: 1 E: 0 LOB: 1 K: 1 BB: 0 S: 6 P: 6	R: 1 H: 3 E: 0 LOB: 2 K: 1 BB: 0 S: 8 P: 8	R: 0 H: 1 E: 1 LOB: 2 K: 0 BB: 0 S: 5 P: 5	R: 0 H: 1 E: 0 LOB: 1 K: 0 BB: 0 S: 4 P: 4	R: 0 H: 1 E: 0 LOB: 2 K: 1 BB: 1 S: 6 P: 10	R: 0 H: 2 E: 1 LOB: 2 K: 1 BB: 0 S: 7 P: 7	R: 0 H: 1 E: 0 LOB: 1 K: 0 BB: 0 S: 4 P: 4	R: 0 H: 0 E: 0 LOB: 0 K: 0 BB: 0 S: 3 P: 3	R: 0 H: 0 E: 0 LOB: 0 K: 0 BB: 0 S: 3 P: 3	R: 0 H: 2 E: 0 LOB: 2 K: 0 BB: 0 S: 5 P: 5	1B: 11 SF: 0 2B: 1 SAC: 2 3B: 0 DP: 0 HR: 0 HBP: 0						

PITCHER	IP	WLS	BF	H	R	ER	SO	BB	IBB	HBP	BLK	WP	HR	S	P	ERA	WHIP
Joe Niekro, R (1, 1) ERA: 2.76	10.0		43	10	1	1	7	2	0	0	0	0	0	55	63	0.90	1.200
Dave Smith, R (11, 1) ERA: 2.7	2.0	W	8	2	0	0	0	0	0	0	0	0	0	8	8	0.00	1.000

PITCHER	IP	WLS	BF	H	R	ER	SO	BB	IBB	HBP	BLK	WP	HR	S	P	ERA	WHIP

BOTTOM

Houston Astros @ Philadelphia Phillies

Veterans Stadium, Philadelphia, PA

Tue May 18 1982, 7:05 PM EDT

Att. 23,869 - Unknown

livebaseballscorecards.com

AB	47
R	1
H	12
RBI	1
BB	2
SO	7
LOB	28

WP: 0 PA: 51
PB: 1
SB: 2
CS: 0

Batter	1	2	3	4	5	6	7	8	9	AB	R	H	RBI	BB	SO	LOB
Dickie Thon, R (1, 5) OBP: 0.279, SLG: 0.302	x 0-0 S 2B		x 0-0 6-3 ③		x 0-0 1B		x 0-0 6-3 ①		x 0-0 4-3 ②	5	0	2	0	0	0	0
Tony Scott, S (1, 8) OBP: 0.270, SLG: 0.325	x 0-0 5-3 ①			x 0-0 3B 1B	S S S 0-3 K ③		x 0-0 F9 ②		x 0-0 5-3 ③	4	1	1	0	0	1	2
Scott Loucks, R (8, 8)										1	0	0	0	0	0	0
Ray Knight, R (1, 3) OBP: 0.362, SLG: 0.480	S S S 0-3 K ② 2-3			x 0-0 1-H 2B 3B		x 0-0 3B 1B	x 0-0 5-3 ③			4	2	2	1	0	1	1
Jose Cruz, L (1, 7) OBP: 0.329, SLG: 0.406	S S S 0-3 K ③			x 0-0 3-H 2B		x 0-0 F9 ①		x 0-0 F8 ①		4	0	1	1	0	1	2
Phil Garner, R (1, 4) OBP: 0.339, SLG: 0.474		S S S 0-3 K ①		x 0-0 5-3 ①		x 0-0 1-H 1B 3B		x 0-0 4-3 S 1B 1B		4	2	2	1	0	1	1
Alan Knicely, R (1, 9) OBP: 0.292, SLG: 0.200		x 0-0 G6-4-3 1B		S S S 0-3 K ②		x 0-0 F3 ②		x 0-0 4-3 ② 1-3		3	0	1	0	0	1	2
Terry Puhl, L (8, PH) OBP: 0.307, SLG: 0.348										1	0	0	0	0	0	1
Kiko Garcia, R (1, 6) OBP: 0.256, SLG: 0.359		x 0-0 G6-4-3 ② ③ 1-2f		x 0-0 5-3 ③		x 0-0 2B 3-H 1B		x 0-0 1B 3-H 1B		4	0	2	2	0	0	2
Dave Smith, R (8, 1)										0	0	0	0	0	0	0
Luis Pujols, R (1, 2) OBP: 0.412, SLG: 0.467			x 0-0 6-3 ①		x 0-0 F8 ①	x 0-0 1-3 2B		x 0-0 1-3 1B ③		4	0	2	0	0	0	0
Bob Knepper, L (1, 1)			S S S 0-3 K ②		S S S 0-3 K ②	S S S 0-3 K ③			x 0-0 F5 ①	3	0	0	0	0	3	2
Craig Reynolds, L (8, 6) OBP: 0.352, SLG: 0.311										1	0	0	0	0	0	0
Inning Stats	R: 0 E: 0 K: 2 S: 8 H: 1 LOB: 1 BB: 0 P: 8	R: 0 E: 0 K: 1 S: 5 H: 1 LOB: 0 BB: 0 P: 5	R: 0 E: 0 K: 1 S: 5 H: 0 LOB: 0 BB: 0 P: 5	R: 2 E: 0 K: 1 S: 8 H: 3 LOB: 1 BB: 0 P: 8	R: 0 E: 0 K: 2 S: 8 H: 1 LOB: 1 BB: 0 P: 8	R: 2 E: 0 K: 1 S: 9 H: 4 LOB: 2 BB: 0 P: 9	R: 0 E: 0 K: 0 S: 3 H: 0 LOB: 0 BB: 0 P: 3	R: 1 E: 0 K: 0 S: 5 H: 3 LOB: 2 BB: 0 P: 5	R: 0 E: 0 K: 0 S: 3 H: 0 LOB: 0 BB: 0 P: 3	1B: 8 2B: 3 3B: 2 HR: 0	SF: 0 SAC: 0 DP: 1 HBP: 0						

TOP

Houston Astros @ Philadelphia Phillies

Veterans Stadium, Philadelphia, PA

Wed May 19 1982, 7:05 PM EDT

Att. 20,007 - Unknown

livebaseballscorecards.com

AB	38
R	5
H	13
RBI	5
BB	0
SO	8
LOB	13

PITCHER		IP	WLS	BF	H	R	ER	SO	BB	IBB	HBP	BLK	WP	HR	S	P	ERA	WHIP
Steve Carlton, L ERA: 4.38	(1, 1)	7.0	L	30	10	4	4	8	0	0	0	0	0	0	46	46	5.14	1.429
Warren Brusstar, R ERA: 4.15	(8, 1)	2.0		8	3	1	1	0	0	0	0	0	0	0	8	8	4.50	1.500

PITCHER	IP	WLS	BF	H	R	ER	SO	BB	IBB	HBP	BLK	WP	HR	S	P	ERA	WHIP

Houston Astros @ Philadelphia Phillies

Veterans Stadium, Philadelphia, PA

Wed May 19 1982, 7:05 PM EDT

Att. 20,007 - Unknown

BOTTOM

Batter	1	2	3	4	5	6	7	8	9	AB	R	H	RBI	BB	SO	LOB
Bob Dernier, R (1, 8) OBP: 0.388, SLG: 0.404	BBBB 4-0 G1-4-3 1B 2B BB		x 0-0 ① 6-3		SSS 0-3 ② K			BBBB 4-0 5-3 BB		2	1	0	0	2	1	0
Pete Rose, S (1, 3) OBP: 0.321, SLG: 0.338	x 0-0 G1-4-3 1-2 1B		x 0-0 ② 4-3		x 0-0 ③ 5-3			x 0-0 ① F7		4	0	1	0	0	0	1
Mike Schmidt, R (1, 5) OBP: 0.423, SLG: 0.500	x 0-0 ①② G1-4-3 1-2f 2-3		x 0-0 2B			BBBB 4-0 G4-6-3 BB		x 0-0 ② 5-3 1-2		3	0	1	0	1	0	3
Gary Matthews, R (1, 7) OBP: 0.329, SLG: 0.426	x 0-0 1B 2B 3-H		SSS 0-3 ③ K			x 0-0 ①② G4-6-3 1-2f		x 0-0 ③ F9		4	1	1	1	0	1	3
Bo Diaz, R (1, 2) OBP: 0.357, SLG: 0.553	x 0-0 FC6-4 2-H 1B			x 0-0 1B		SSS 0-3 ③ K			BBBB 4-0 G1-6-3 BB	3	0	2	1	1	1	0
Dick Davis, R (1, 9) OBP: 0.318, SLG: 0.476 George Vukovich, L (8, 9) OBP: 0.315, SLG: 0.364	x 0-0 ③ FC6-4 1-2f			x 0-0 ① F8			x 0-0 HR		x 0-0 ①② G1-6-3 1-2f	3 1	1 0	1 0	1 0	0 0	0 0	2 1
Manny Trillo, R (1, 4) OBP: 0.325, SLG: 0.351		x 0-0 ① F7		x 0-0 ② F8			x 0-0 CS 2B		x 0-0 2B	4	0	2	0	0	0	1
Ivan De Jesus, R (1, 6) OBP: 0.275, SLG: 0.235 Del Unser, L (9, PH)		x 0-0 ② 4-3		x 0-0 ③ 1-3			x 0-0 ①② 6-3 2-3		x 0-0 ③ F7	3 1	0 0	0 0	0 0	0 0	0 0	2 1
Steve Carlton, L (1, 1) OBP: 0.167, SLG: 0.292 Ozzie Virgil, R (7, PH) OBP: 0.375, SLG: 0.500 Warren Brusstar, R (8, 1)		x 0-0 ③ 4-3			SSS 0-3 ① K		SSS 0-3 ③ K			2 1 0	0 0 0	0 0 0	0 0 0	0 0 0	1 1 0	0 0 0
Inning Stats	R: 2 E: 0 K: 0 S: 5 H: 3 LOB: 1 BB: 1 P: 9	R: 0 E: 0 K: 0 S: 3 H: 0 LOB: 0 BB: 0 P: 3	R: 0 E: 0 K: 1 S: 6 H: 1 LOB: 1 BB: 0 P: 6	R: 0 E: 0 K: 0 S: 4 H: 1 LOB: 1 BB: 1 P: 4	R: 0 E: 0 K: 2 S: 7 H: 0 LOB: 0 BB: 0 P: 7	R: 0 E: 0 K: 1 S: 4 H: 0 LOB: 0 BB: 1 P: 8	R: 1 E: 0 K: 1 S: 6 H: 2 LOB: 0 BB: 0 P: 6	R: 0 E: 0 K: 0 S: 3 H: 0 LOB: 1 BB: 1 P: 7	R: 0 E: 0 K: 0 S: 3 H: 1 LOB: 1 BB: 1 P: 7	1B: 3 2B: 4 3B: 0 HR: 1	SF: 0 SAC: 0 DP: 3 HBP: 0					

livebaseballscorecards.com

AB	31
R	3
H	8
RBI	3
BB	4
SO	5
LOB	14

PITCHER		IP	WLS	BF	H	R	ER	SO	BB	IBB	HBP	BLK	WP	HR	S	P	ERA	WHIP
Bob Knepper, L ERA: 4.88	(1, 1)	7.0	W	27	7	3	3	5	2	0	0	0	0	1	35	43	3.86	1.286
Dave Smith, R ERA: 2.49	(8, 1)	2.0	S	8	1	0	0	0	2	0	0	0	0	0	6	14	0.00	1.500

PITCHER	IP	WLS	BF	H	R	ER	SO	BB	IBB	HBP	BLK	WP	HR	S	P	ERA	WHIP

Philadelphia Phillies @ Atlanta Braves

Atlanta-Fulton County Stadium, Atlanta, GA

Fri May 21 1982, 7:05 PM EDT

Att. 28,050 - Unknown

TOP

livebaseballscorecards.com

Batter	1	2	3	4	5	6	7	8	9	AB	R	H	RBI	BB	SO	LOB
Bob Dernier, R (1, 8) OBP: 0.397, SLG: 0.408	CS 1B		WP 2B 1B		K	6-3			BB	4	1	2	0	1	1	1
Pete Rose, S (1, 3) OBP: 0.323, SLG: 0.342	1B WP 1-2 BB		1B 1B 1-H 2B		6-3	5-3			4-3	4	2	1	1	1	0	1
Mike Schmidt, R (1, 5) OBP: 0.436, SLG: 0.506	S WP 6-3 1-3 1B		1B G4-6-3 2-3 1B		BB	K				3	2	2	0	1	1	0
Gary Matthews, R (1, 7) OBP: 0.340, SLG: 0.427	6-3 S 1-2 3-H BB		G4-6-3 1-3 3-H 1B		FC6-4 1-2 BB	F9				2	0	1	1	2	0	0
Bo Diaz, R (1, 2) OBP: 0.347, SLG: 0.535	6-3 1-3 2-H		G4-6-3 1-2f 3-H		FC6-4 1-2f			K		4	0	0	1	0	1	4
George Vukovich, L (1, 9) OBP: 0.299, SLG: 0.343	F2		4-3			4-3		F8		4	0	0	0	0	0	1
Manny Trillo, R (1, 4) OBP: 0.315, SLG: 0.339		6-3		F9		E6 5-3 2B		F9		4	1	0	0	0	0	0
Ivan De Jesus, R (1, 6) OBP: 0.270, SLG: 0.230 Greg Gross, L (9, PH) OBP: 0.387, SLG: 0.296		K		G3		5-3 1-2			G4-6-3 1B	3 1	0 0	0 1	0 0	0 0	1 0	1 0
Larry Christenson, R (1, 1) OBP: 0.100, SLG: 0.150 Warren Brusstar, R (6, 1) Sparky Lyle, L (7, 1) Ron Reed, R (7, 1) OBP: 0.200, SLG: 0.250 Dick Davis, R (9, PH) OBP: 0.313, SLG: 0.469		K		5-3		2-H 2B			G4-6-3 1-2f	3 0 0 0 1	0 0 0 0 0	1 0 0 0 0	1 0 0 0 0	0 0 0 0 0	1 0 0 0 0	0 0 0 0 1
Inning Stats	R: 2 E: 0 K: 0 S: 4 H: 2 LOB: 1 BB: 2 P: 12	R: 0 E: 0 K: 2 S: 7 H: 0 LOB: 0 BB: 0 P: 7	R: 3 E: 0 K: 0 S: 6 H: 4 LOB: 0 BB: 0 P: 6	R: 0 E: 0 K: 0 S: 3 H: 0 LOB: 0 BB: 0 P: 3	R: 0 E: 0 K: 1 S: 5 H: 0 LOB: 2 BB: 2 P: 13	R: 1 E: 1 K: 0 S: 5 H: 1 LOB: 1 BB: 0 P: 5	R: 0 E: 0 K: 1 S: 5 H: 0 LOB: 0 BB: 0 P: 5	R: 0 E: 0 K: 1 S: 5 H: 0 LOB: 0 BB: 0 P: 5	R: 0 E: 0 K: 0 S: 3 H: 1 LOB: 1 BB: 1 P: 7	1B: 6 2B: 2 3B: 0 HR: 0	SF: 0 SAC: 0 DP: 2 HBP: 0						

	AB	33
	R	6
	H	8
	RBI	4
	BB	5
	SO	5
	LOB	9

WP: 2 PB: 0 SB: 2 CS: 1 PA: 38

PITCHER		IP	WLS	BF	H	R	ER	SO	BB	IBB	HBP	BLK	WP	HR	S	P	ERA	WHIP
Rick Mahler, R ERA: 3.67	(1, 1)	2.0		13	6	5	5	2	2	0	0	0	2	0	15	23	22.50	4.000
Preston Hanna, R ERA: 4.19	(3, 1)	3.0		10	0	0	0	1	2	0	0	0	0	0	10	18	0.00	0.667
Rick Camp, R ERA: 5.7	(6, 1)	1.0		5	1	1	0	0	0	0	0	0	0	0	5	5	0.00	1.000
Steve Bedrosian, R ERA: 1.53	(7, 1)	3.0	W	10	1	0	0	2	1	0	0	0	0	0	13	17	0.00	0.667

PITCHER	IP	WLS	BF	H	R	ER	SO	BB	IBB	HBP	BLK	WP	HR	S	P	ERA	WHIP

BOTTOM

Philadelphia Phillies @ Atlanta Braves

Atlanta-Fulton County Stadium, Atlanta, GA

Fri May 21 1982, 7:05 PM EDT

Att. 28,050 - Unknown

Batter	1	2	3	4	5	6	7	8	9	AB	R	H	RBI	BB	SO	LOB
Claudell Washington, L (1, 9) OBP: 0.333, SLG: 0.432	F8		1B		2B		SH2-4 1B 1B	6-3		5	1	3	2	0	0	0
Rafael Ramirez, R (1, 6) OBP: 0.314, SLG: 0.394	4-3		4-3		E7 2B 1B		SH2-4 1-2	6-3		4	1	1	0	0	0	1
Chris Chambliss, L (1, 3) OBP: 0.376, SLG: 0.511	F9			L8	2B		F8 1B E 2-H 1B			4	1	2	2	0	0	0
Dale Murphy, R (1, 8) OBP: 0.414, SLG: 0.636 (8, 7)		CS HBP		F8	6-3		E BB 1-2 1B			3	0	1	0	0	0	1
Bob Horner, R (1, 5) OBP: 0.399, SLG: 0.618		P6 1-2		K		F2	F8 2-3			4	0	0	0	0	1	3
Ken Smith, L (1, 7) OBP: 0.769, SLG: 0.667 Brett Butler, L (8, 8) OBP: 0.316, SLG: 0.230		1B			FC5-4 1B		1B SF8 BB	E 1-2 BB		2 0	1 0	2 0	0 0	2 0	0 0	0 0
Bruce Benedict, R (1, 2) OBP: 0.311, SLG: 0.269		F8			FC5-4 1B 1-2f 2B		1-3 1B	E5 1-2 2-3 3-H		4	1	1	0	0	0	4
Jerry Royster, R (1, 4) OBP: 0.200, SLG: 0.263			F2		2B 1-3 2B 1B		SF8 3-H	1-3		3	1	1	1	0	0	3
Rick Mahler, R (1, 1) OBP: 0.100, SLG: 0.100 Preston Hanna, R (3, 1) OBP: 0.500, SLG: 0.750 Larry Whisenton, L (5, PH) OBP: 0.472, SLG: 0.467 Rick Camp, R (6, 1) Bob Watson, R (6, PH) OBP: 0.289, SLG: 0.294 Steve Bedrosian, R (7, 1)			F8		1-3 3-H 2B		5-3	4-3		0 1 1 0 1 1	0 0 1 0 0 0	0 0 1 0 0 0	0 0 1 0 0 0	0 0 0 0 0 0	0 0 0 0 0 0	0 0 0 0 1 0
Inning Stats	R: 0 E: 0 K: 0 S: 3 H: 0 LOB: 0 BB: 0 P: 3	R: 0 E: 0 K: 0 S: 3 H: 1 LOB: 1 BB: 0 P: 4	R: 0 E: 0 K: 0 S: 4 H: 1 LOB: 1 BB: 0 P: 4	R: 0 E: 0 K: 1 S: 5 H: 0 LOB: 0 BB: 0 P: 5	R: 4 E: 1 K: 0 S: 8 H: 6 LOB: 1 BB: 0 P: 8	R: 1 E: 0 K: 0 S: 4 H: 1 LOB: 1 BB: 1 P: 8	R: 2 E: 1 K: 0 S: 7 H: 3 LOB: 3 BB: 1 P: 11	R: 0 E: 0 K: 0 S: 3 H: 0 LOB: 0 BB: 0 P: 3		1B: 9 2B: 3 3B: 0 HR: 0 SF: 1 SAC: 1 DP: 0 HBP: 1						

livebaseballscorecards.com

AB	33
R	7
H	12
RBI	6
BB	2
SO	1
LOB	13

PITCHER		IP	WLS	BF	H	R	ER	SO	BB	IBB	HBP	BLK	WP	HR	S	P	ERA	WHIP
Larry Christenson, R ERA: 3.47	(1, 1)	5.1		25	9	5	5	1	1	0	1	0	0	0	25	30	8.44	1.875
Warren Brusstar, R ERA: 3.95	(6, 1)	0.2		2	0	0	0	0	0	0	0	0	0	0	2	2	0.00	0.000
Sparky Lyle, L ERA: 2.87	(7, 1)	0.1	L	3	2	2	1	0	0	0	0	0	0	0	3	3	27.00	6.000
Ron Reed, R ERA: 3.22	(7, 1)	1.2		8	1	0	0	0	1	0	0	0	0	0	7	11	0.00	1.200

PITCHER	IP	WLS	BF	H	R	ER	SO	BB	IBB	HBP	BLK	WP	HR	S	P	ERA	WHIP

Batter	1	2	3	4	5	6	7	8	9	AB	R	H	RBI	BB	SO	LOB
Bob Dernier, R (1, 9) OBP: 0.392, SLG: 0.411	F8	FC6-4 1-2f			2B 1-3 2B		L8			4	1	1	0	0	0	2
Pete Rose, S (1, 3) OBP: 0.322, SLG: 0.346	1-3		6-3		1B 1B 2-H 3-H 2B		F7			4	1	1	2	0	0	0
Mike Schmidt, R (1, 5) OBP: 0.419, SLG: 0.481	K		6-3		K		F7			4	0	0	0	0	2	1
Gary Matthews, R (1, 7) OBP: 0.338, SLG: 0.422		1-3	6-3		1B 2-3 1B			F9		4	0	1	0	0	0	0
Greg Gross, L (8, 7) OBP: 0.387, SLG: 0.296										0	0	0	0	0	0	0
Bo Diaz, R (1, 2) OBP: 0.351, SLG: 0.534		2B 4-3 1B		3-1	G6-4-3 1-3 3-H 1B			4-3		4	1	2	1	0	0	0
Garry Maddox, R (1, 8) OBP: 0.278, SLG: 0.343		4-3 1-3 WP 2B		1B	G6-4-3 1-2f			E9		4	1	2	0	0	0	2
Manny Trillo, R (1, 4) OBP: 0.305, SLG: 0.328		4-3 2-3 3-H		F8	K				K	4	0	0	1	0	2	2
Ivan De Jesus, R (1, 6) OBP: 0.269, SLG: 0.231		1B 3-H 1B		G3	6-3				K	4	0	1	0	0	1	1
Mike Krukow, R (1, 1) OBP: 0.211, SLG: 0.211		FC6-4 1-3 1B			2B 2B 1B	6-3			6-3	4	1	2	0	0	0	0
Ed Farmer, R (9, 1)										0	0	0	0	0	0	0
Inning Stats	R: 0 E: 0 K: 1 S: 5 H: 0 LOB: 0 BB: 0 P: 5	R: 2 E: 0 K: 0 S: 7 H: 4 LOB: 2 BB: 0 P: 7	R: 0 E: 0 K: 0 S: 3 H: 0 LOB: 0 BB: 0 P: 3	R: 0 E: 0 K: 0 S: 4 H: 1 LOB: 1 BB: 0 P: 4	R: 3 E: 0 K: 1 S: 9 H: 5 LOB: 1 BB: 0 P: 9	R: 0 E: 0 K: 1 S: 5 H: 0 LOB: 0 BB: 0 P: 5	R: 0 E: 0 K: 0 S: 3 H: 0 LOB: 0 BB: 0 P: 3	R: 0 E: 1 K: 0 S: 3 H: 0 LOB: 1 BB: 0 P: 3	R: 0 E: 0 K: 2 S: 7 H: 0 LOB: 0 BB: 0 P: 7	1B: 7 2B: 3 3B: 0 HR: 0 SF: 0 SAC: 0 DP: 1 HBP: 0						

TOP

Philadelphia Phillies @ Atlanta Braves

Atlanta-Fulton County Stadium, Atlanta, GA

Sat May 22 1982, 3:33 AM EDT
Att. 25,925 - Unknown

livebaseballscorecards.com

AB	36
R	5
H	10
RBI	4
BB	0
SO	5
LOB	8

PITCHER		IP	WLS	BF	H	R	ER	SO	BB	IBB	HBP	BLK	WP	HR	S	P	ERA	WHIP
Larry McWilliams, L ERA: 4.91	(1, 1)	4.0	L	20	8	5	5	1	0	0	0	0	1	0	22	22	11.25	2.000
Rick Camp, R ERA: 5.26	(5, 1)	2.0		7	2	0	0	2	0	0	0	0	0	0	11	11	0.00	1.000
Al Hrabosky, L ERA: 0.79	(7, 1)	2.0		6	0	0	0	0	0	0	0	0	0	0	6	6	0.00	0.000
Gene Garber, R ERA: 1.89	(9, 1)	1.0		3	0	0	0	2	0	0	0	0	0	0	7	7	0.00	0.000

PITCHER	IP	WLS	BF	H	R	ER	SO	BB	IBB	HBP	BLK	WP	HR	S	P	ERA	WHIP

Philadelphia Phillies @ Atlanta Braves

Atlanta-Fulton County Stadium, Atlanta, GA

Sat May 22 1982, 3:33 AM EDT

Att. 25,925 - Unknown

livebaseballscorecards.com

BOTTOM

Batter	1	2	3	4	5	6	7	8	9	AB	R	H	RBI	BB	SO	LOB
Brett Butler, L (1, 8) OBP: 0.331, SLG: 0.234	BBBB 4-0 S 1B BB	x 0-0 ② 2-H 1B		BBBB 4-0 E BB		x 0-0 ② 3-1			BBBB 4-0 L4 BB	2	1	1	0	3	0	0
Glenn Hubbard, R (1, 4) OBP: 0.344, SLG: 0.354	BBBB 4-0 1B 1-2 1B BB	x 0-0 ③ F2		x 0-0 E5 FC6-4 1-2 2-3		x 0-0 6-3			SSS 0-3 ① K	4	0	0	0	1	1	4
Claudell Washington, L (1, 9) OBP: 0.329, SLG: 0.424	x 0-0 1B 1-2 2-H 1B		x 0-0 ① 4-3	x 0-0 ③ FC6-4 1-2f			x 0-0 ① 4-3		x 0-0 ②③ L4 1-2	5	0	1	1	0	0	4
Dale Murphy, R (1, 7) OBP: 0.416, SLG: 0.653	x 0-0 ① BB 1-3 2-H 1B		x 0-0 ② L7		x 0-0 HR		x 0-0 ② 1-3			4	1	2	1	0	0	0
Bob Horner, R (1, 5) OBP: 0.395, SLG: 0.607	x 0-0 ② F7		x 0-0 1B		SSS 0-3 ① K		x 0-0 ③ F7			4	0	1	0	0	1	2
Chris Chambliss, L (1, 3) OBP: 0.379, SLG: 0.507	BBBB 4-0 1-2 BB		x 0-0 ③ L7		x 0-0 ② 6-3			x 0-0 1B		3	0	1	0	1	0	1
Biff Pocoroba, S (1, 2) OBP: 0.340, SLG: 0.375	x 0-0 ③ L7			BBBB 4-0 E 6-3 BB	x 0-0 1B			x 0-0 ① P6		3	0	1	0	1	0	4
Rafael Ramirez, R (1, 6) OBP: 0.312, SLG: 0.390		x 0-0 SH3-4 1B 1B		x 0-0 ① 6-3 1-2	x 0-0 ③ 6-3			x 0-0 ② F9		4	0	1	0	0	0	3
Larry McWilliams, L (1, 1) OBP: 0.333, SLG: 0.200 Rick Camp, R (5, 1) Larry Whisenton, L (6, PH) OBP: 0.459, SLG: 0.452 Al Hrabosky, R (7, 1) OBP: 1.000, SLG: 1.000 Ken Smith, L (8, PH) OBP: 0.714, SLG: 0.600 Gene Garber, R (9, 1)		x 0-0 ① SH3-4 1-2		SSS 0-3 ② K		x 0-0 ① F9		x 0-0 ③ 3-1		1 0 1 0 1 0	0 0 0 0 0 0	0 0 0 0 0 0	0 0 0 0 0 0	1 0 0 0 0 0	1 0 0 0 0 0	1 0 0 0 1 0
Inning Stats	R: 1 H: 2 E: 0 LOB: 3 K: 0 BB: 3 S: 4 P: 16	R: 0 H: 2 E: 0 LOB: 1 K: 0 BB: 0 S: 4 P: 4	R: 0 H: 1 E: 0 LOB: 1 K: 0 BB: 0 S: 4 P: 4	R: 0 H: 0 E: 1 LOB: 3 K: 1 BB: 2 S: 6 P: 14	R: 1 H: 2 E: 0 LOB: 1 K: 1 BB: 0 S: 7 P: 7	R: 0 H: 0 E: 0 LOB: 0 K: 0 BB: 0 S: 3 P: 3	R: 0 H: 0 E: 0 LOB: 0 K: 0 BB: 0 S: 3 P: 3	R: 0 H: 1 E: 0 LOB: 1 K: 0 BB: 0 S: 4 P: 4	R: 0 H: 0 E: 0 LOB: 0 K: 1 BB: 1 S: 4 P: 8	1B: 7 2B: 1 3B: 0 HR: 1	SF: 0 SAC: 1 DP: 1 HBP: 0			WP: 0 PB: 0 SB: 1 CS: 0	PA: 39		

	AB	32
	R	2
	H	8
	RBI	2
	BB	6
	SO	3
	LOB	20

PITCHER		IP	WLS	BF	H	R	ER	SO	BB	IBB	HBP	BLK	WP	HR	S	P	ERA	WHIP
Mike Krukow, R ERA: 2.78	(1, 1)	8.0	W	37	8	2	2	2	6	0	0	0	0	1	35	59	2.25	1.750
Ed Farmer, R ERA: 6.05	(9, 1)	1.0	S	2	0	0	0	1	0	0	0	0	0	0	4	4	0.00	0.000

PITCHER	IP	WLS	BF	H	R	ER	SO	BB	IBB	HBP	BLK	WP	HR	S	P	ERA	WHIP

Philadelphia Phillies @ Atlanta Braves

Atlanta-Fulton County Stadium, Atlanta, GA

Sun May 23 1982, 3:33 AM EDT

Att. 27,965 - Unknown

TOP

livebaseballscorecards.com

Batter	1	2	3	4	5	6	7	8	9	AB	R	H	RBI	BB	SO	LOB
Bob Dernier, R (1, 9) OBP: 0.385, SLG: 0.402	F7		1B 6-3 2-3 1B		6-3	F8		1-3		5	0	1	0	0	0	4
Pete Rose, S (1, 3) OBP: 0.318, SLG: 0.338	G6-4-3 HBP		6-3 1-2 3-H		3-1		3-1		4-1	4	0	0	1	0	0	1
Mike Schmidt, R (1, 5) OBP: 0.418, SLG: 0.471	G6-4-3 1-2f		1B 2-3		E6 1B		BBB 5-3 BB		SSS K	4	0	1	0	1	1	1
Gary Matthews, R (1, 7) OBP: 0.339, SLG: 0.421 Ed Farmer, R (9, 1)		5-3 2B 1B		F7	1-2 1B		5-3 1-2		4-3	5 0	1 0	2 0	0 0	0 0	0 0	1 0
Bo Diaz, R (1, 2) OBP: 0.348, SLG: 0.526		5-3 1-2		BB 1B	SSS K		SSS K			4	0	1	0	0	2	4
Garry Maddox, R (1, 8) OBP: 0.289, SLG: 0.366		CS 2-H 2B		L9		E6 1B		SH1-4 1B		4	0	2	1	0	0	1
Manny Trillo, R (1, 4) OBP: 0.311, SLG: 0.333		L5 2-3		BB 1-2 1B		FC1-5 1-3 1B	SSS	K		4	0	2	0	0	1	2
Ivan De Jesus, R (1, 6) OBP: 0.288, SLG: 0.241			1B SH3-4 6-3 1B	BBBB 1-2 2-3 BB		BBBB FC1-5 BB		1-2 SH1-4 1B		2	1	2	0	2	0	0
Dick Ruthven, R (1, 1) OBP: 0.105, SLG: 0.105 Greg Gross, L (9, 7) OBP: 0.387, SLG: 0.296			SH3-4 1-2	1-3		FC1-5 1-2 2-3f		SH1-4 1-2 2-3		2 0	0 0	0 0	0 0	0 0	0 0	5 0

	AB	34
	R	2
	H	11
	RBI	2
	BB	3
	SO	4
	LOB	19

Inning Stats																		
	R: 0	H: 0	R: 1	H: 2	R: 1	H: 3	R: 0	H: 2	R: 0	H: 1	R: 0	H: 1	R: 0	H: 0	R: 0	H: 2	R: 0	H: 0
	E: 0	LOB: 0	E: 0	LOB: 0	E: 0	LOB: 2	E: 0	LOB: 3	E: 1	LOB: 2	E: 1	LOB: 2	E: 0	LOB: 1	E: 0	LOB: 2	E: 0	LOB: 0
	K: 0	BB: 0	K: 0	BB: 0	K: 0	BB: 0	K: 0	BB: 1	K: 1	BB: 0	K: 0	BB: 1	K: 1	BB: 1	K: 1	BB: 0	K: 1	BB: 0
	S: 2	P: 3	S: 4	P: 4	S: 5	P: 5	S: 5	P: 9	S: 7	P: 7	S: 4	P: 8	S: 5	P: 9	S: 7	P: 7	S: 5	P: 5

	1B: 10	SF: 0	WP: 0	PA: 40
	2B: 1	SAC: 2	PB: 0	
	3B: 0	DP: 1	SB: 0	
	HR: 0	HBP: 1	CS: 1	

PITCHER		IP	WLS	BF	H	R	ER	SO	BB	IBB	HBP	BLK	WP	HR	S	P	ERA	WHIP
Phil Niekro, R ERA: 3.57	(1, 1)	6.0	L	28	9	2	2	1	2	0	1	0	0	0	27	36	3.00	1.833
Rick Camp, R ERA: 4.88	(7, 1)	2.0		9	2	0	0	2	1	0	0	0	0	0	12	16	0.00	1.500
Gene Garber, R ERA: 1.83	(9, 1)	1.0		3	0	0	0	1	0	0	0	0	0	0	5	5	0.00	0.000

PITCHER	IP	WLS	BF	H	R	ER	SO	BB	IBB	HBP	BLK	WP	HR	S	P	ERA	WHIP

Philadelphia Phillies @ Atlanta Braves

Atlanta-Fulton County Stadium, Atlanta, GA

Sun May 23 1982, 3:33 AM EDT

Att. 27,965 - Unknown

BOTTOM

livebaseballscorecards.com

Batter	1	2	3	4	5	6	7	8	9	AB	R	H	RBI	BB	SO	LOB
Brett Butler, L (1, 8) OBP: 0.323, SLG: 0.227	2-3			F5		F3-1 (1-1)			F9	4	0	0	0	0	0	1
Rafael Ramirez, R (1, 6) OBP: 0.311, SLG: 0.387	6-3			4-3			5-3		FC4-6, 1B	4	0	1	0	0	0	0
Claudell Washington, L (1, 9) OBP: 0.321, SLG: 0.412	F5			6-3			L5		FC4-6 (1-2f)	4	0	0	0	0	0	1
Dale Murphy, R (1, 7) OBP: 0.407, SLG: 0.635		K			K		K		K	4	0	0	0	0	4	1
Bob Horner, R (1, 5) OBP: 0.394, SLG: 0.601		5-3			6-3			1B, G6-3, 1B		3	1	1	0	0	0	0
Chris Chambliss, L (1, 3) OBP: 0.384, SLG: 0.507		F8			BB			G6-3 (1-3), 1B		2	0	1	0	1	0	0
Glenn Hubbard, R (1, 4) OBP: 0.337, SLG: 0.347		5-3			1-3			G6-3 (1-2f, 3-H)		3	0	0	0	0	0	2
Bruce Benedict, R (1, 2) OBP: 0.311, SLG: 0.271		F8				6-3		E, 1B		3	0	1	0	0	0	0
Jerry Royster, R (8, PR) OBP: 0.200, SLG: 0.263										0	0	0	0	0	0	0
Biff Pocoroba, S (9, 2) OBP: 0.340, SLG: 0.375										0	0	0	0	0	0	0
Phil Niekro, R (1, 1) OBP: 0.200, SLG: 0.267		5-3				F3-1 BB		F7 (1-2)		1	0	0	0	0	0	0
Larry Whisenton, L (6, PH) OBP: 0.474, SLG: 0.452										0	0	0	0	1	0	0
Rick Camp, R (7, 1)										0	0	0	0	0	0	0
Ken Smith, L (8, PH) OBP: 0.667, SLG: 0.545										1	0	0	0	0	0	1
Gene Garber, R (9, 1)										0	0	0	0	0	0	0
Inning Stats	R: 0 E: 0 K: 0 S: 3 H: 0 LOB: 0 BB: 0 P: 3	R: 0 E: 0 K: 1 S: 5 H: 0 LOB: 0 BB: 0 P: 5	R: 0 E: 0 K: 0 S: 3 H: 0 LOB: 0 BB: 0 P: 3	R: 0 E: 0 K: 0 S: 3 H: 0 LOB: 0 BB: 0 P: 3	R: 0 E: 0 K: 1 S: 5 H: 0 LOB: 1 BB: 1 P: 9	R: 0 E: 0 K: 0 S: 2 H: 0 LOB: 0 BB: 1 P: 6	R: 0 E: 0 K: 1 S: 5 H: 0 LOB: 0 BB: 0 P: 5	R: 1 E: 1 K: 0 S: 5 H: 3 LOB: 2 BB: 0 P: 5	R: 0 E: 0 K: 1 S: 6 H: 1 LOB: 1 BB: 0 P: 6	1B: 4 2B: 1 3B: 0 HR: 0 SF: 0 SAC: 0 DP: 2 HBP: 0						

	AB	29
	R	1
	H	4
	RBI	0
	BB	2
	SO	4
	LOB	6

PITCHER	IP	WLS	BF	H	R	ER	SO	BB	IBB	HBP	BLK	WP	HR	S	P	ERA	WHIP
Dick Ruthven, R (1, 1) ERA: 2.84	8.0	W	27	3	1	1	3	2	0	0	0	0	0	31	39	1.12	0.625
Ed Farmer, R (9, 1) ERA: 5.75	1.0	S	4	1	0	0	1	0	0	0	0	0	0	6	6	0.00	1.000

PITCHER	IP	WLS	BF	H	R	ER	SO	BB	IBB	HBP	BLK	WP	HR	S	P	ERA	WHIP

WP: 0 PA: 31
PB: 0
SB: 0
CS: 0

Philadelphia Phillies @ Cincinnati Reds

Riverfront Stadium, Cincinnati, OH

Mon May 24 1982, 7:05 PM EDT

Att. 17,110 - Unknown

TOP

livebaseballscorecards.com

Batter	1	2	3	4	5	6	7	8	9	AB	R	H	RBI	BB	SO	LOB
Bob Dernier, R (1, 9) OBP: 0.397, SLG: 0.410	S 1B	2-H 1B		SSS 0-3 K		2B 1-2 FC6-2 1B	BBBB 4-0 BB		5-3	5	0	3	1	1	1	3
Pete Rose, S (1, 3) OBP: 0.320, SLG: 0.341 Del Unser, L (8, 3)	F5 1-2		BBBB 4-0 2B BB	1-3		BB 1-3 2-H 2B	FC5 2-3f			4 0	1 0	1 0	1 0	1 0	0 0	4 0
Mike Schmidt, R (1, 5) OBP: 0.426, SLG: 0.483	SSS 0-3 K		1B 1-H 4-3 2B		BBBB 4-0 4-3 S HR BB	FC6-2 3-H BB		G6-4-3 1B		4	2	2	1	1	1	3
Gary Matthews, R (1, 7) OBP: 0.343, SLG: 0.419 Greg Gross, L (7, 7) OBP: 0.375, SLG: 0.286	F2		4-3 2-3 1B		4-3 1-3	BBBB 4-0 1-2 2-3 BB		L7		3 1	0 0	1 0	0 0	1 0	0 0	2 1
Bo Diaz, R (1, 2) OBP: 0.350, SLG: 0.543 Warren Brusstar, R (9, 1)		2B 6-3 1B	4-3 1-2 3-H		3-H HR	5-3		G6-4-3 1-2f		5 0	2 0	2 0	3 0	0 0	0 0	5 0
Garry Maddox, R (1, 8) OBP: 0.309, SLG: 0.395		6-3 1-3 1B 2B	L9		SSS 0-3 K		4-3 1B		BB 1B	5	2	3	0	0	1	1
Manny Trillo, R (1, 4) OBP: 0.304, SLG: 0.325 Luis Aguayo, R (5, 4) OBP: 0.385, SLG: 0.636		6-3 2-3 3-H	4-3		F8		4-3 1-2		BBBB 4-0 1-2 BB	3 1	0 0	0 0	1 0	0 1	0 0	2 1
Ivan De Jesus, R (1, 6) OBP: 0.291, SLG: 0.253		1B SH1-4 3-H 1B		WP 2B		5-3	F8		P3	5	1	2	1	0	0	3
Steve Carlton, L (1, 1) OBP: 0.222, SLG: 0.333 Ozzie Virgil, R (9, PH) (9, 2) OBP: 0.333, SLG: 0.444		SH1-4 1-2		SSS 0-3 K 2-3		1B 2B 1B	FC5 BB 2-H 1B		P6	3 1	1 0	2 0	1 0	0 0	1 0	1 2
Totals										**40**	**9**	**16**	**9**	**5**	**4**	**28**

Inning Stats																																			
	R: 0	H: 1	E: 0	LOB: 1	K: 1	BB: 0	S: 6	P: 6	R: 3	H: 4	E: 0	LOB: 1	K: 0	BB: 0	S: 6	P: 6	R: 2	H: 2	E: 0	LOB: 1	K: 0	BB: 1	S: 5	P: 9	R: 0	H: 1	E: 0	LOB: 0	K: 2	BB: 0	S: 8	P: 8	R: 2	H: 1	E: 0	LOB: 1	K: 1	BB: 1	S: 6	P: 10
	R: 1	H: 3	E: 0	LOB: 3	K: 0	BB: 1	S: 6	P: 10	R: 1	H: 2	E: 0	LOB: 2	K: 0	BB: 1	S: 5	P: 9	R: 0	H: 1	E: 0	LOB: 0	K: 0	BB: 0	S: 3	P: 3	R: 0	H: 1	E: 0	LOB: 2	K: 0	BB: 1	S: 4	P: 8	1B: 11	SF: 0	2B: 4	SAC: 1	3B: 0	DP: 1	HR: 1	HBP: 0	WP: 1	PA: 46	PB: 0	SB: 2	CS: 0

PITCHER		IP	WLS	BF	H	R	ER	SO	BB	IBB	HBP	BLK	WP	HR	S	P	ERA	WHIP
Tom Seaver, R ERA: 6.86	(1, 1)	5.0	L	25	9	7	7	4	2	0	0	0	1	1	31	39	12.60	2.200
Charlie Leibrandt, L ERA: 2.6	(6, 1)	3.0		16	6	2	2	0	2	0	0	0	0	0	14	22	6.00	2.667
Bob Shirley, L ERA: 6.5	(9, 1)	1.0		5	1	0	0	0	1	0	0	0	0	0	4	8	0.00	2.000

PITCHER	IP	WLS	BF	H	R	ER	SO	BB	IBB	HBP	BLK	WP	HR	S	P	ERA	WHIP

Batter	1	2	3	4	5	6	7	8	9	AB	R	H	RBI	BB	SO	LOB
Eddie Milner, L (1, 7) OBP: 0.338, SLG: 0.323	K		2B		F2			G3		4	0	1	0	0	1	0
Alex Trevino, R (1, 2) OBP: 0.352, SLG: 0.308	F9		F9		4-3			6-3		4	0	0	0	0	0	1
Cesar Cedeno, R (1, 8) OBP: 0.336, SLG: 0.390	F8			G5-4-3, 1B, 1B; BB		4-3			5-3	3	1	0	0	1	0	0
Dan Driessen, L (1, 3) OBP: 0.399, SLG: 0.479		2B		G5-4-3; 1B		BB; G1-6-3			1B; G1-6-3	3	0	3	0	1	0	0
Dave Concepcion, R (1, 6) OBP: 0.333, SLG: 0.389		F8		G5-4-3		G1-6-3			G1-6-3	4	0	0	0	0	0	5
Johnny Bench, R (1, 5) OBP: 0.314, SLG: 0.354		6-3		BB; 1B			F9			2	0	0	0	1	0	1
Paul Householder, S (1, 9) OBP: 0.292, SLG: 0.329		F9					F9			3	0	1	1	0	0	1
Ron Oester, S (1, 4) OBP: 0.319, SLG: 0.353			4-3	L8			K			3	0	0	0	0	1	2
Tom Seaver, R (1, 1) OBP: 0.154, SLG: 0.231 Rafael Landestoy, S (5, PH) OBP: 0.211, SLG: 0.368 Charlie Leibrandt, R (6, 1) OBP: 0.375, SLG: 0.286 German Barranca, L (8, PH) OBP: 0.292, SLG: 0.583 Bob Shirley, R (9, 1) OBP: 0.500, SLG: 0.500			K		F7			P5		1 1 0 1 0	0 0 0 0 0	0 0 0 0 0	0 0 0 0 0	0 0 0 0 0	1 0 0 0 0	0 0 0 0 0
Inning Stats	R: 0 E: 0 K: 1 S: 5 H: 0 LOB: 0 BB: 0 P: 5	R: 0 E: 0 K: 0 S: 4 H: 1 LOB: 1 BB: 0 P: 4	R: 0 E: 0 K: 1 S: 6 H: 1 LOB: 1 BB: 0 P: 6	R: 1 E: 0 K: 0 S: 4 H: 2 LOB: 2 BB: 2 P: 12	R: 0 E: 0 K: 0 S: 3 H: 0 LOB: 0 BB: 0 P: 3	R: 0 E: 0 K: 0 S: 2 H: 0 LOB: 0 BB: 1 P: 6	R: 0 E: 0 K: 1 S: 5 H: 0 LOB: 0 BB: 0 P: 5	R: 0 E: 0 K: 0 S: 3 H: 0 LOB: 0 BB: 0 P: 3	R: 0 E: 0 K: 0 S: 3 H: 1 LOB: 0 BB: 0 P: 3	1B: 3 2B: 2 3B: 0 HR: 0 SF: 0 SAC: 0 DP: 3 HBP: 0						

PITCHER	IP	WLS	BF	H	R	ER	SO	BB	IBB	HBP	BLK	WP	HR	S	P	ERA	WHIP
Steve Carlton, L (1, 1) ERA: 4.05	8.0	W	29	4	1	1	3	3	0	0	0	0	0	32	44	1.12	0.875
Warren Brusstar, R (9, 1) ERA: 3.68	1.0		3	1	0	0	0	0	0	0	0	0	0	3	3	0.00	1.000

PITCHER	IP	WLS	BF	H	R	ER	SO	BB	IBB	HBP	BLK	WP	HR	S	P	ERA	WHIP

BOTTOM

Philadelphia Phillies @ Cincinnati Reds

Riverfront Stadium, Cincinnati, OH

Mon May 24 1982, 7:05 PM EDT

Att. 17,110 - Unknown

livebaseballscorecards.com

AB	29
R	1
H	5
RBI	1
BB	3
SO	3
LOB	10

Batter	1	2	3	4	5	6	7	8	9	AB	R	H	RBI	BB	SO	LOB
Bob Dernier, R (1, 9) OBP: 0.393, SLG: 0.400	BBBB 4-0 S BB		x 0-0 ③ 2-3		SSS 0-3 ③ K			x 0-0 ① 4-3		3	0	0	0	1	1	1
Pete Rose, S (1, 3) OBP: 0.319, SLG: 0.339	x 0-0 ① F7 1-2			x 0-0 ① 4-3		SSS 0-3 ① K		x 0-0 G1-4-3 1B		4	0	1	0	0	1	1
Mike Schmidt, R (1, 5) OBP: 0.420, SLG: 0.467	SSS 0-3 ② K			BBBB 4-0 FC4-6 BB		x 0-0 ② L9		x 0-0 ②③ G1-4-3 1-2f		3	0	0	0	1	1	2
Gary Matthews, R (1, 7) OBP: 0.335, SLG: 0.409	x 0-0 ③ F7			x 0-0 ② FC4-6 1-2f		x 0-0 ③ 4-3			x 0-0 ① 4-3	4	0	0	0	0	0	2
Bo Diaz, R (1, 2) OBP: 0.354, SLG: 0.538		x 0-0 CS 1B		x 0-0 ③ F7			BBBB 4-0 HR BB		x 0-0 ② P3	3	1	1	0	1	0	1
Garry Maddox, R (1, 8) OBP: 0.329, SLG: 0.463		x 0-0 ①② F3 1-2			x 0-0 4-3 1B 2B		x 0-0 1-H HR		x 0-0 1B	4	2	3	2	0	0	1
Manny Trillo, R (1, 4) OBP: 0.295, SLG: 0.315		x 0-0 ③ 6-3			x 0-0 ① 4-3 2-3		x 0-0 ① P5		x 0-0 ③ P4	4	0	0	0	0	0	2
Ivan De Jesus, R (1, 6) OBP: 0.292, SLG: 0.255			x 0-0 ① 4-3		x 0-0 SH1-3 3-H 1B		x 0-0 ② F9			3	0	1	1	0	0	0
Larry Christenson, R (1, 1) OBP: 0.091, SLG: 0.136 Ed Farmer, R (8, 1) Sparky Lyle, L (8, 1)			x 0-0 ② 4-3		x 0-0 ② SH1-3 1-2		SSS 0-3 ③ K			2 0 0	0 0 0	0 0 0	0 0 0	0 0 0	1 0 0	0 0 0
Inning Stats	R: 0 E: 0 K: 1 S: 5 H: 0 LOB: 1 BB: 1 P: 9	R: 0 E: 0 K: 0 S: 3 H: 1 LOB: 0 BB: 0 P: 3	R: 0 E: 0 K: 0 S: 3 H: 0 LOB: 0 BB: 0 P: 3	R: 0 E: 0 K: 0 S: 3 H: 0 LOB: 1 BB: 1 P: 7	R: 1 E: 0 K: 1 S: 7 H: 2 LOB: 1 BB: 0 P: 7	R: 0 E: 0 K: 1 S: 5 H: 0 LOB: 0 BB: 0 P: 5	R: 2 E: 0 K: 1 S: 6 H: 1 LOB: 0 BB: 1 P: 10	R: 0 E: 0 K: 0 S: 3 H: 1 LOB: 0 BB: 0 P: 3	R: 0 E: 0 K: 0 S: 4 H: 1 LOB: 1 BB: 0 P: 4	1B: 4 2B: 1 3B: 0 HR: 1 SF: 0 SAC: 1 DP: 1 HBP: 0						

PITCHER	IP	WLS	BF	H	R	ER	SO	BB	IBB	HBP	BLK	WP	HR	S	P	ERA	WHIP
Greg Harris, R (1, 1) ERA: 3.38	8.0	W	30	5	3	3	4	3	0	0	0	0	1	35	47	3.38	1.000
Tom Hume, R (9, 1) ERA: 1.78	1.0	S	4	1	0	0	0	0	0	0	0	0	0	4	4	0.00	1.000

PITCHER	IP	WLS	BF	H	R	ER	SO	BB	IBB	HBP	BLK	WP	HR	S	P	ERA	WHIP

Philadelphia Phillies @ Cincinnati Reds

Riverfront Stadium, Cincinnati, OH

Tue May 25 1982, 7:05 PM EDT

Att. 16,688 - Unknown

TOP

livebaseballscorecards.com

AB	30
R	3
H	6
RBI	3
BB	3
SO	4
LOB	10

WP: 0 PB: 0 SB: 1 CS: 1 PA: 34

BOTTOM

Philadelphia Phillies @ Cincinnati Reds

Riverfront Stadium, Cincinnati, OH

Tue May 25 1982, 7:05 PM EDT

Att. 16,688 - Unknown

livebaseballscorecards.com

Batter	1	2	3	4	5	6	7	8	9	AB	R	H	RBI	BB	SO	LOB
Eddie Milner, L (1, 9) (6, 7) OBP: 0.336, SLG: 0.328	3-1		K			F5		1B 2B 1-3 2-H		4	1	1	1	0	1	1
Alex Trevino, R (1, 2) OBP: 0.357, SLG: 0.303	4-3		K	K		BB		1B 1B BB		2	1	0	0	2	1	0
Dave Concepcion, R (1, 6) OBP: 0.331, SLG: 0.385	4-3			6-3		L8		1B 1B 1-2 2-H 3-H		4	0	1	2	0	0	1
Dan Driessen, L (1, 3) OBP: 0.395, SLG: 0.473		G3		F8			P3	FC5-4 1B 1-3 2-H		4	0	1	1	0	0	0
Cesar Cedeno, R (1, 8) OBP: 0.340, SLG: 0.388		CS BB			FC 1B		G3	FC5-4 1-2f		3	0	1	0	1	0	1
Duane Walker, L (1, 7) Paul Householder, S (5, PR) (6, 9) OBP: 0.289, SLG: 0.326	K 1-2				FC S 1-3		P4			2 1	0 0	0 0	0 0	0 0	1 0	2 0
Ron Oester, S (1, 4) OBP: 0.314, SLG: 0.347			P6		P4 1-2			G3		3	0	0	0	0	0	1
Wayne Krenchicki, L (1, 5) OBP: 0.326, SLG: 0.375			2B		K			1B 2B 1B		3	1	2	0	0	1	2
Greg Harris, S (1, 1) Larry Biittner, L (8, PH) OBP: 0.382, SLG: 0.463 Tom Hume, R (9, 1)			K			K		2B 1B 1B 1-2		2 1 0	0 1 0	0 1 0	0 0 0	0 0 0	2 0 0	1 0 0
Inning Stats	R: 0 H: 0 E: 0 LOB: 0 K: 0 BB: 0 S: 3 P: 3	R: 0 H: 0 E: 0 LOB: 0 K: 1 BB: 1 S: 4 P: 8	R: 0 H: 1 E: 0 LOB: 1 K: 2 BB: 0 S: 8 P: 8	R: 0 H: 0 E: 0 LOB: 0 K: 1 BB: 0 S: 5 P: 5	R: 0 H: 1 E: 1 LOB: 2 K: 1 BB: 0 S: 6 P: 6	R: 0 H: 0 E: 0 LOB: 1 K: 1 BB: 1 S: 5 P: 9	R: 0 H: 0 E: 0 LOB: 0 K: 0 BB: 0 S: 3 P: 3	R: 4 H: 5 E: 0 LOB: 1 K: 0 BB: 1 S: 7 P: 11		1B: 5 SF: 0 2B: 2 SAC: 1 3B: 0 DP: 0 HR: 0 HBP: 0						

	AB	29
	R	4
	H	7
	RBI	4
	BB	3
	SO	6
	LOB	9

WP: 0 PA: 32
PB: 0
SB: 1
CS: 1

PITCHER		IP	WLS	BF	H	R	ER	SO	BB	IBB	HBP	BLK	WP	HR	S	P	ERA	WHIP
Larry Christenson, R ERA: 3.49	(1, 1)	7.1		28	5	3	3	6	2	0	0	0	0	0	38	46	3.68	0.955
Ed Farmer, R ERA: 6.2	(8, 1)	0.0	L	2	1	0	0	0	1	0	0	0	0	0	1	5	∞	∞
Sparky Lyle, L ERA: 2.76	(8, 1)	0.2		2	1	1	1	0	0	0	0	0	0	0	2	2	13.50	1.500

PITCHER	IP	WLS	BF	H	R	ER	SO	BB	IBB	HBP	BLK	WP	HR	S	P	ERA	WHIP

Philadelphia Phillies @ Cincinnati Reds

Riverfront Stadium, Cincinnati, OH

Wed May 26 1982, 7:05 PM EDT

Att. 14,091 - Unknown

TOP

livebaseballscorecards.com

Batter	1	2	3	4	5	6	7	8	9	AB	R	H	RBI	BB	SO	LOB
Bob Dernier, R (1, 9) OBP: 0.382, SLG: 0.387	P6			6-3		L4			4-3	4	0	0	0	0	0	0
Pete Rose, S (1, 3) OBP: 0.323, SLG: 0.343	F7			E4 1B		1B			L6	4	0	2	0	0	0	0
Mike Schmidt, R (1, 5) OBP: 0.407, SLG: 0.448	K			K		K			1-3	4	0	0	0	0	3	2
Gary Matthews, R (1, 7) OBP: 0.330, SLG: 0.401		K		K			P4			3	0	0	0	0	2	1
Bo Diaz, R (1, 2) OBP: 0.353, SLG: 0.534		F9			1B 1B		L7			3	0	1	0	0	0	0
Garry Maddox, R (1, 8) OBP: 0.318, SLG: 0.446		K			K		4-3			3	0	0	0	0	2	1
Manny Trillo, R (1, 4) OBP: 0.296, SLG: 0.316			1-3		G4-6-3 1-2 1B			K		3	0	1	0	0	1	0
Ivan De Jesus, R (1, 6) OBP: 0.288, SLG: 0.252 Greg Gross, L (8, PH) OBP: 0.364, SLG: 0.276 Luis Aguayo, R (8, 6) OBP: 0.385, SLG: 0.636			F8		G4-6-3 1-2f			4-3		2 1 0	0 0 0	0 0 0	0 0 0	0 0 0	0 0 0	2 0 0
Mike Krukow, R (1, 1) OBP: 0.190, SLG: 0.190 George Vukovich, L (8, PH) OBP: 0.295, SLG: 0.338 Sparky Lyle, L (8, 1) Warren Brusstar, R (8, 1)			L7			K		K		2 1 0 0	0 0 0 0	0 0 0 0	0 0 0 0	0 0 0 0	1 1 0 0	0 0 0 0
Inning Stats	R: 0 H: 0 E: 0 LOB: 0 K: 1 BB: 0 S: 5 P: 5	R: 0 H: 0 E: 0 LOB: 0 K: 2 BB: 0 S: 7 P: 7	R: 0 H: 0 E: 0 LOB: 0 K: 0 BB: 0 S: 3 P: 3	R: 0 H: 1 E: 1 LOB: 1 K: 2 BB: 0 S: 8 P: 8	R: 0 H: 2 E: 0 LOB: 1 K: 1 BB: 0 S: 6 P: 6	R: 0 H: 1 E: 0 LOB: 0 K: 2 BB: 0 S: 8 P: 8	R: 0 H: 0 E: 0 LOB: 0 K: 0 BB: 0 S: 3 P: 3	R: 0 H: 0 E: 0 LOB: 0 K: 2 BB: 0 S: 7 P: 7	R: 0 H: 0 E: 0 LOB: 0 K: 0 BB: 0 S: 3 P: 3	1B: 4 SF: 0 2B: 0 SAC: 0 3B: 0 DP: 1 HR: 0 HBP: 0						

	AB	30
	R	0
	H	4
	RBI	0
	BB	0
	SO	10
	LOB	6

WP: 0 PB: 0 SB: 0 CS: 0 PA: 30

PITCHER	IP	WLS	BF	H	R	ER	SO	BB	IBB	HBP	BLK	WP	HR	S	P	ERA	WHIP
Mario Soto, R (1, 1) ERA: 2.63	9.0	W	30	4	0	0	10	0	0	0	0	0	0	50	50	0.00	0.444

PITCHER	IP	WLS	BF	H	R	ER	SO	BB	IBB	HBP	BLK	WP	HR	S	P	ERA	WHIP

Batter	1	2	3	4	5	6	7	8	9	AB	R	H	RBI	BB	SO	LOB
Eddie Milner, L (1, 9) (8, 7) OBP: 0.333, SLG: 0.326	6-3		4-3		CS 1B		4-3			4	0	1	0	0	0	1
German Barranca, L (1, 4) OBP: 0.296, SLG: 0.556	L5		S 1B		F7 1-2			5-3		3	1	1	0	0	0	1
Ron Oester, S (8, 4) OBP: 0.312, SLG: 0.345			1B							1	0	0	0	0	0	0
Dave Concepcion, R (1, 6) OBP: 0.335, SLG: 0.388	WP 1B		F9 1-2		K			1B PB 1B		4	1	2	0	0	1	1
Dan Driessen, L (1, 3) OBP: 0.398, SLG: 0.470	G3 1-2		BB 1B			K		PB 1-3 1B		3	0	1	0	1	1	1
Cesar Cedeno, R (1, 8) OBP: 0.350, SLG: 0.394		BB 1B	1-2 2-H 1B			CS 1B		F9 1-2 3-H		3	0	2	1	1	0	1
Larry Biittner, L (1, 7) OBP: 0.367, SLG: 0.443		L7	4-3			P6 1-2		F5		3	0	0	0	0	0	4
Paul Householder, S (8, 9) OBP: 0.286, SLG: 0.322										1	0	0	0	0	0	1
Johnny Bench, R (1, 5) OBP: 0.308, SLG: 0.346		L9	5-3				L9			3	0	0	0	0	0	1
Alex Trevino, R (1, 2) OBP: 0.364, SLG: 0.313		1-2 1B	K				SH2-4 1B			3	0	2	0	0	1	0
Mario Soto, R (1, 1) OBP: 0.160, SLG: 0.208		F9	F9				SH2-4 1-2			2	0	0	0	0	0	2
Inning Stats	R: 0 H: 1 E: 0 LOB: 1 K: 0 BB: 0 S: 4 P: 4	R: 0 H: 1 E: 0 LOB: 2 K: 0 BB: 1 S: 4 P: 8	R: 1 H: 2 E: 0 LOB: 2 K: 0 BB: 1 S: 5 P: 9	R: 0 H: 0 E: 0 LOB: 0 K: 1 BB: 0 S: 5 P: 5	R: 0 H: 1 E: 0 LOB: 0 K: 1 BB: 0 S: 5 P: 5	R: 0 H: 1 E: 0 LOB: 0 K: 1 BB: 0 S: 5 P: 5	R: 0 H: 1 E: 0 LOB: 1 K: 0 BB: 0 S: 4 P: 4	R: 1 H: 2 E: 0 LOB: 1 K: 0 BB: 0 S: 5 P: 5		1B: 9 SF: 0 2B: 0 SAC: 1 3B: 0 DP: 0 HR: 0 HBP: 0						

PITCHER	IP	WLS	BF	H	R	ER	SO	BB	IBB	HBP	BLK	WP	HR	S	P	ERA	WHIP
Mike Krukow, R (1, 1) ERA: 2.62	7.0	L	28	7	1	1	3	2	0	0	0	1	0	32	40	1.29	1.286
Sparky Lyle, L (8, 1) ERA: 2.7	0.1		3	2	1	0	0	0	0	0	0	0	0	3	3	0.00	6.000
Warren Brusstar, R (8, 1) ERA: 3.52	0.2		2	0	0	0	0	0	0	0	0	0	0	2	2	0.00	0.000

PITCHER	IP	WLS	BF	H	R	ER	SO	BB	IBB	HBP	BLK	WP	HR	S	P	ERA	WHIP

BOTTOM

Philadelphia Phillies @ Cincinnati Reds

Riverfront Stadium, Cincinnati, OH

Wed May 26 1982, 7:05 PM EDT

Att. 14,091 - Unknown

livebaseballscorecards.com

AB	30
R	2
H	9
RBI	1
BB	2
SO	3
LOB	13

Batter	1	2	3	4	5	6	7	8	9	AB	R	H	RBI	BB	SO	LOB
Claudell Washington, L (1, 9) OBP: 0.322, SLG: 0.412	S S S 0-3 ① K		x 0-0 ① E1 5-3		x 0-0 ① 3-1		B B B B 4-0 ② S BB 1-2			3	0	0	0	1	1	0
Glenn Hubbard, R (1, 4) OBP: 0.328, SLG: 0.368	S S S 0-3 ② K		x 0-0 ① 5-3 1-2		x 0-0 ② 6-3		x 0-0 ③ F8 1-2			4	0	0	0	0	1	2
Chris Chambliss, L (1, 3) OBP: 0.371, SLG: 0.478	B B B B 4-0 S BB		x 0-0 ② F7		x 0-0 1B			x 0-0 ① F7		3	0	1	0	1	0	1
Dale Murphy, R (1, 8) OBP: 0.404, SLG: 0.626	B B B B 4-0 1-2 BB		x 0-0 ③ 4-3		S S S 0-3 ③ K			x 0-0 ② 4-3		3	0	0	0	1	1	2
Bob Horner, R (1, 5) OBP: 0.381, SLG: 0.559	x 0-0 ③ F8			x 0-0 ① F4		S S S 0-3 ① K		x 0-0 ③ 6-3		4	0	0	0	0	1	2
Larry Whisenton, L (1, 7) OBP: 0.479, SLG: 0.512		S S S 0-3 ① K		x 0-0 1B 1B		x 0-0 ② F7			x 0-0 ① F9	4	0	1	0	0	1	0
Bruce Benedict, R (1, 2) OBP: 0.316, SLG: 0.294 Ken Smith, L (9, PH) OBP: 0.647, SLG: 0.538		x 0-0 2B		x 0-0 ② F7		x 0-0 ③ 5-3			S S S 0-3 ② K	3 1	0 0	1 0	0 0	0 0	0 1	1 0
Rafael Ramirez, R (1, 6) OBP: 0.314, SLG: 0.389 Terry Harper, R (9, PH)		S S S 0-3 ② K		x 0-0 FC6-4 1-2 1B			x 0-0 CS 1B		x 0-0 ③ F9	3 1	0 0	2 0	0 0	0 0	1 0	1 0
Phil Niekro, R (1, 1) OBP: 0.167, SLG: 0.222		x 0-0 ③ 1-3		x 0-0 ③ FC6-4 1-2f			S S S 0-3 ① K			3	0	0	0	0	1	4
Inning Stats	R: 0 H: 0 E: 0 LOB: 2 K: 2 BB: 2 S: 7 P: 15	R: 0 H: 1 E: 0 LOB: 1 K: 2 BB: 0 S: 8 P: 8	R: 0 H: 0 E: 1 LOB: 1 K: 0 BB: 0 S: 4 P: 4	R: 0 H: 2 E: 0 LOB: 2 K: 0 BB: 0 S: 5 P: 5	R: 0 H: 1 E: 0 LOB: 0 K: 1 BB: 0 S: 6 P: 6	R: 0 H: 0 E: 0 LOB: 0 K: 1 BB: 0 S: 5 P: 5	R: 0 H: 1 E: 0 LOB: 1 K: 1 BB: 1 S: 5 P: 9	R: 0 H: 0 E: 0 LOB: 0 K: 0 BB: 0 S: 3 P: 3	R: 0 H: 0 E: 0 LOB: 0 K: 1 BB: 0 S: 5 P: 5	1B: 4 SF: 0 2B: 1 SAC: 0 3B: 0 DP: 0 HR: 0 HBP: 0						

TOP

Atlanta Braves @ Philadelphia Phillies

Veterans Stadium, Philadelphia, PA

Sat May 29 1982, 3:33 AM EDT

Att. 26,790 - Unknown

livebaseballscorecards.com

AB	32
R	0
H	5
RBI	0
BB	3
SO	8
LOB	13

PITCHER	IP	W	L	S	BF	H	R	ER	SO	BB	IBB	HBP	BLK	WP	HR	ERA	WHIP
Dick Ruthven, R (1, 1) ERA: 2.49	9.0	W			35	5	0	0	8	3	0	0	0	0	0	0.00	0.889

PITCHER	IP	W	L	S	BF	H	R	ER	SO	BB	IBB	HBP	BLK	WP	HR	ERA	WHIP

WP: 0 PA: 35
PB: 0
SB: 2
CS: 1

Batter	1	2	3	4	5	6	7	8	9	AB	R	H	RBI	BB	SO	LOB
Bob Dernier, R (1, 9) OBP: 0.372, SLG: 0.375	F4		6-3			6-3		5-3		4	0	0	0	0	0	1
Pete Rose, S (1, 3) OBP: 0.321, SLG: 0.341	F7		G3			SF8		F6		4	1	1	0	0	0	1
Mike Schmidt, R (1, 5) OBP: 0.409, SLG: 0.450	5-3			F7		1B 1-2		1B		4	0	2	0	0	0	0
Gary Matthews, R (1, 7) OBP: 0.328, SLG: 0.398		F5		6-3		1B 1-2 2-3		K		4	0	1	0	0	1	1
Greg Gross, L (9, 7) OBP: 0.364, SLG: 0.276										0	0	0	0	0	0	0
Bo Diaz, R (1, 2) OBP: 0.353, SLG: 0.531		BB		K		SF8 3-H				1	0	0	1	1	1	0
Garry Maddox, R (1, 8) OBP: 0.308, SLG: 0.430		K			1-3	K				3	0	0	0	0	2	3
Manny Trillo, R (1, 4) OBP: 0.297, SLG: 0.311		F3			1B BB		F8			2	0	0	0	1	0	1
Ivan De Jesus, R (1, 6) OBP: 0.295, SLG: 0.259			SH1-4 1B		G4-6-3 1-2 1B		K2-3			3	0	2	0	0	1	0
Dick Ruthven, R (1, 1) OBP: 0.095, SLG: 0.095			SH1-4 1-2		G4-6-3 1-2f		4-3			2	0	0	0	0	0	2
Inning Stats	R: 0 E: 0 K: 0 S: 3 H: 0 LOB: 0 BB: 0 P: 3	R: 0 E: 0 K: 1 S: 5 H: 0 LOB: 1 BB: 1 P: 9	R: 0 E: 0 K: 0 S: 4 H: 1 LOB: 1 BB: 0 P: 4	R: 0 E: 0 K: 1 S: 5 H: 0 LOB: 0 BB: 0 P: 5	R: 0 E: 0 K: 0 S: 3 H: 1 LOB: 1 BB: 1 P: 7	R: 1 E: 0 K: 1 S: 8 H: 3 LOB: 2 BB: 0 P: 8	R: 0 E: 0 K: 1 S: 5 H: 0 LOB: 0 BB: 0 P: 5	R: 0 E: 0 K: 1 S: 6 H: 1 LOB: 1 BB: 0 P: 6		1B: 6 2B: 0 3B: 0 HR: 0 SF: 1 SAC: 1 DP: 1 HBP: 0				WP: 0 PB: 0 SB: 0 CS: 0 PA: 31	

PITCHER	IP	WLS	BF	H	R	ER	SO	BB	IBB	HBP	BLK	WP	HR	S	P	ERA	WHIP
Phil Niekro, R (1, 1) ERA: 3.21	8.0	L	31	6	1	1	5	2	0	0	0	0	0	39	47	1.12	1.000

PITCHER	IP	WLS	BF	H	R	ER	SO	BB	IBB	HBP	BLK	WP	HR	S	P	ERA	WHIP

BOTTOM

Atlanta Braves @ Philadelphia Phillies

Veterans Stadium, Philadelphia, PA

Sat May 29 1982, 3:33 AM EDT

Att. 26,790 - Unknown

livebaseballscorecards.com

AB	27
R	1
H	6
RBI	1
BB	2
SO	5
LOB	9

Atlanta Braves @ Philadelphia Phillies

Veterans Stadium, Philadelphia, PA

Sun May 30 1982, 3:33 AM EDT

Att. 35,662 - Unknown

TOP

livebaseballscorecards.com

Batter	1	2	3	4	5	6	7	8	9	AB	R	H	RBI	BB	SO	LOB
Rafael Ramirez, R (1, 6) OBP: 0.317, SLG: 0.389	F9		BB, 1B		F8		2-3, 1B		K	5	1	2	0	0	1	0
Glenn Hubbard, R (1, 4) OBP: 0.321, SLG: 0.359	F7		K		F8		K			4	0	0	0	0	2	3
Dale Murphy, R (1, 8) OBP: 0.401, SLG: 0.614	F4		1-2, 1B, BB			K		K		3	0	0	0	1	2	0
Bob Horner, R (1, 5) OBP: 0.388, SLG: 0.565		BLK, 2B, 1B	1-2, 2-H, 1B			K		F3		2	1	2	1	0	0	0
Jerry Royster, R (4, 5) OBP: 0.217, SLG: 0.318										2	0	0	0	0	1	0
Terry Harper, R (1, 9) OBP: 0.600, SLG: 0.750		FC1-5, 1-H, 2B	5-3			1B		2B, BB		3	0	2	1	1	0	2
Bob Watson, R (1, 3) OBP: 0.283, SLG: 0.381		F7		F9		K		1-3, 2B		4	0	1	0	0	1	2
Rufino Linares, R (1, 7) OBP: 0.311, SLG: 0.341		FC1-5, FC5-4, 2-3		K			4-3	K		4	0	0	0	0	2	3
Bruce Benedict, R (1, 2) OBP: 0.314, SLG: 0.293		FC5-4, 1-2f		F3			1B, WP, 1B		6-3	4	0	1	0	0	0	1
Rick Mahler, R (1, 1) OBP: 0.125, SLG: 0.125			K		K		K, 1-2		F9	1	0	0	0	0	1	0
Larry Whisenton, L (5, PH) OBP: 0.469, SLG: 0.500										1	0	0	0	0	1	0
Rick Camp, R (5, 1)										0	0	0	0	0	0	0
Claudell Washington, L (7, PH) OBP: 0.320, SLG: 0.410										1	0	0	0	0	1	1
Preston Hanna, R (7, 1) OBP: 0.500, SLG: 0.750										0	0	0	0	0	0	0
Ken Smith, L (9, PH) OBP: 0.611, SLG: 0.500										1	0	0	0	0	0	0

Inning Stats										
	R: 0 E: 0 K: 0 S: 3	H: 0 LOB: 0 BB: 0 P: 3	R: 1 E: 0 K: 0 S: 5	H: 2 LOB: 1 BB: 0 P: 5	R: 1 E: 0 K: 2 S: 9	H: 2 LOB: 2 BB: 1 P: 13	R: 0 E: 0 K: 1 S: 5	H: 0 LOB: 0 BB: 0 P: 5	R: 0 E: 0 K: 1 S: 5	H: 0 LOB: 0 BB: 0 P: 5
	R: 0 E: 0 K: 3 S: 10	H: 1 LOB: 1 BB: 0 P: 10	R: 0 E: 0 K: 2 S: 9	H: 2 LOB: 2 BB: 0 P: 9	R: 0 E: 0 K: 2 S: 8	H: 1 LOB: 2 BB: 1 P: 12	R: 0 E: 0 K: 1 S: 5	H: 0 LOB: 0 BB: 0 P: 5	1B: 6 2B: 2 3B: 0 HR: 0	SF: 0 SAC: 0 DP: 0 HBP: 0	WP: 1 PB: 0 SB: 0 CS: 0	PA: 37

PITCHER		IP	WLS	BF	H	R	ER	SO	BB	IBB	HBP	BLK	WP	HR	S	P	ERA	WHIP
Steve Carlton, L ERA: 3.89	(1, 1)	8.0	W	34	8	2	2	11	2	0	0	1	1	0	54	62	2.25	1.250
Ron Reed, R ERA: 3.13	(9, 1)	1.0		3	0	0	0	1	0	0	0	0	0	0	5	5	0.00	0.000

PITCHER	IP	WLS	BF	H	R	ER	SO	BB	IBB	HBP	BLK	WP	HR	S	P	ERA	WHIP

AB	35
R	2
H	8
RBI	2
BB	2
SO	12
LOB	12

Batter	1	2	3	4	5	6	7	8	9	AB	R	H	RBI	BB	SO	LOB
Bob Dernier, R (1, 9) OBP: 0.386, SLG: 0.398	0-0 BLK 2B 1B	0-0 1-2 1B		0-0 G3 2B 1B 2-3		0-0 2B		0-0 ② F4		5	2	4	0	0	0	1
Pete Rose, S (1, 3) OBP: 0.318, SLG: 0.333 Ron Reed, R (9, 1) OBP: 0.200, SLG: 0.250	0-0 ① F7 1-2	0-0 ② F7		0-0 ② G3 1-2		BBBB 4-0 BB		0-0 ③ G3		4 0	0 0	0 0	0 0	1 0	0 0	6 0
Mike Schmidt, R (1, 5) OBP: 0.414, SLG: 0.450 Dave Roberts, R (2, PH) OBP: 0.192, SLG: 0.200 (3, 5)	BBBB 4-0 2B BB	0-0 ③ F6		0-0 2-H 3-H 2B		0-0 ② F7				0 3	1 0	0 1	0 2	1 0	0 0	0 4
Gary Matthews, R (1, 7) OBP: 0.326, SLG: 0.400 Greg Gross, L (8, 7) OBP: 0.364, SLG: 0.276	0-0 1-H 2-H 2B 2B		0-0 ① 6-3 SSS	0-3 ③ K		0-0 ③ G4				4 0	1 0	1 0	2 0	0 0	1 0	3 0
Bo Diaz, R (1, 2) OBP: 0.351, SLG: 0.520	0-0 ② F8	0-0 ② F8			0-0 ① 6-3		BBBB 4-0 CS BB			3	0	0	0	1	0	1
Garry Maddox, R (1, 8) OBP: 0.326, SLG: 0.456	0-0 2-H 2B		0-0 ③ 4-3		0-0 4-3 1B		0-0 ① 1-2 G6-3 1B			4	0	3	1	0	0	0
Manny Trillo, R (1, 4) OBP: 0.289, SLG: 0.302	0-0 ③ F8			0-0 ① F7	0-0 ② 4-3 1-2		0-0 ② ③ G6-3 1-2f			4	0	0	0	0	0	3
Ivan De Jesus, R (1, 6) OBP: 0.299, SLG: 0.261		0-0 ① 5-3		BBBB 4-0 S 2B BB	0-0 ③ 6-3			0-0 FC4-6 1B		3	1	1	0	1	0	1
Steve Carlton, L (1, 1) OBP: 0.267, SLG: 0.400 Del Unser, L (8, PH) (9, 3)		0-0 1B 1B		0-0 1B 1-H 2B 2B		0-0 ① 1-3		0-0 ① FC4-6 1-2f		3 1	1 0	2 0	1 0	0 0	0 0	0 1
Inning Stats	R: 3 H: 3 E: 0 LOB: 1 K: 0 BB: 1 S: 6 P: 10	R: 0 H: 2 E: 0 LOB: 2 K: 0 BB: 0 S: 5 P: 5	R: 0 H: 0 E: 0 LOB: 0 K: 0 BB: 0 S: 3 P: 3	R: 3 H: 3 E: 0 LOB: 1 K: 1 BB: 1 S: 8 P: 12	R: 0 H: 1 E: 0 LOB: 1 K: 0 BB: 0 S: 4 P: 4	R: 0 H: 1 E: 0 LOB: 2 K: 0 BB: 1 S: 4 P: 8	R: 0 H: 1 E: 0 LOB: 0 K: 0 BB: 1 S: 2 P: 6	R: 0 H: 1 E: 0 LOB: 1 K: 0 BB: 0 S: 4 P: 4		1B: 7 SF: 0 2B: 5 SAC: 0 3B: 0 DP: 1 HR: 0 HBP: 0						

PITCHER		IP	WLS	BF	H	R	ER	SO	BB	IBB	HBP	BLK	WP	HR	S	P	ERA	WHIP
Rick Mahler, R ERA: 4.0	(1, 1)	4.0	L	22	8	6	6	1	2	0	0	1	0	0	22	30	13.50	2.500
Rick Camp, R ERA: 4.68	(5, 1)	2.0		9	2	0	0	0	1	0	0	0	0	0	8	12	0.00	1.500
Preston Hanna, R ERA: 4.3	(7, 1)	2.0		7	2	0	0	0	1	0	0	0	0	0	6	10	0.00	1.500

PITCHER	IP	WLS	BF	H	R	ER	SO	BB	IBB	HBP	BLK	WP	HR	S	P	ERA	WHIP

BOTTOM

Atlanta Braves @ Philadelphia Phillies

Veterans Stadium, Philadelphia, PA

Sun May 30 1982, 3:33 AM EDT

Att. 35,662 - Unknown

livebaseballscorecards.com

AB	34
R	6
H	12
RBI	6
BB	4
SO	1
LOB	20

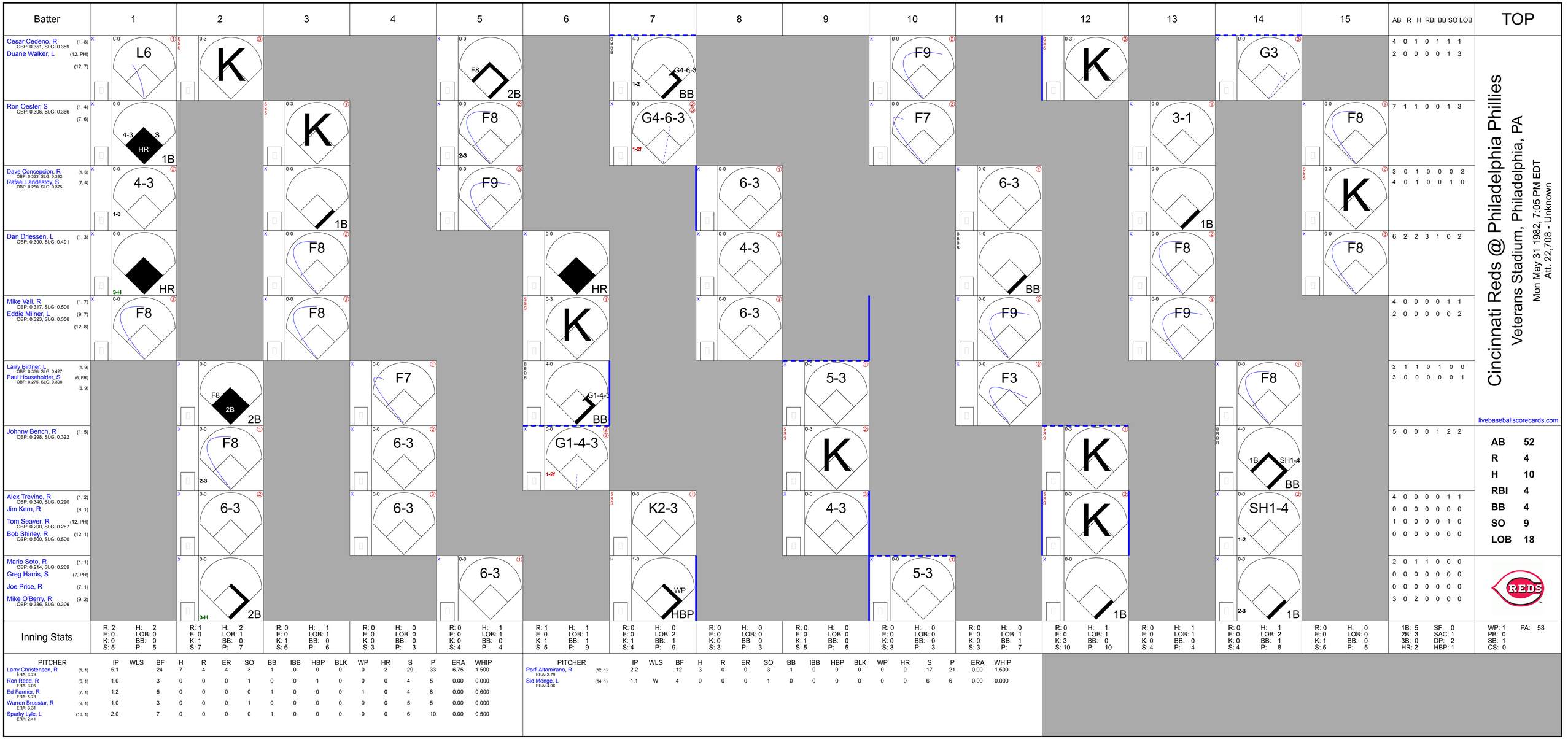
Batter
1
2
3
4
5
6
7
8
9
10
11
12
13
14
15
AB R H RBI BB SO LOB
TOP
Cesar Cedeno, R (1, 8)
OBP: 0.351, SLG: 0.389
Duane Walker, L (12, PH)
(12, 7)
L6
K
F8 2B
G4-6-3 BB 1-2
F9
K
G3
4 0 1 0 1 1 1
2 0 0 0 0 1 3
Ron Oester, S (1, 4)
OBP: 0.306, SLG: 0.366
(7, 6)
4-3 S HR 1B
K
F8 2-3
G4-6-3 1-2f
F7
3-1
F8
7 1 1 0 0 1 3
Dave Concepcion, R (1, 6)
OBP: 0.333, SLG: 0.392
Rafael Landestoy, S (7, 4)
OBP: 0.250, SLG: 0.375
4-3 1-3
1B
F9
6-3
6-3
1B
K
3 0 1 0 0 0 2
4 0 1 0 0 1 0
Dan Driessen, L (1, 3)
OBP: 0.390, SLG: 0.491
HR 3-H
F8
F8
HR
4-3
BB
F8
F8
6 2 2 3 1 0 2
Mike Vail, R (1, 7)
OBP: 0.317, SLG: 0.500
Eddie Milner, L (9, 7)
OBP: 0.323, SLG: 0.356
(12, 8)
F8
F8
K
6-3
F9
F9
4 0 0 0 0 1 1
2 0 0 0 0 0 2
Larry Biittner, L (1, 9)
OBP: 0.366, SLG: 0.427
Paul Householder, S (6, PR)
OBP: 0.275, SLG: 0.308
(6, 9)
F8 2B 2B
F7
G1-4-3 BB
5-3
F3
F8
2 1 1 0 1 0 0
3 0 0 0 0 0 1
livebaseballscorecards.com
Johnny Bench, R (1, 5)
OBP: 0.298, SLG: 0.322
F8 2-3
6-3
G1-4-3 1-2f
K
K
1B SH1-4 BB
5 0 0 0 1 2 2
Alex Trevino, R (1, 2)
OBP: 0.340, SLG: 0.290
Jim Kern, R (9, 1)
Tom Seaver, R (12, PH)
OBP: 0.200, SLG: 0.267
Bob Shirley, R (12, 1)
OBP: 0.500, SLG: 0.500
6-3
6-3
K2-3
4-3
K
SH1-4 1-2
4 0 0 0 0 1 1
0 0 0 0 0 0 0
1 0 0 0 0 1 0
0 0 0 0 0 0 0
Mario Soto, R (1, 1)
OBP: 0.214, SLG: 0.269
Greg Harris, S (7, PR)
Joe Price, R (7, 1)
Mike O'Berry, R (9, 2)
OBP: 0.386, SLG: 0.306
3-H 2B
6-3
WP HBP
5-3
1B
2-3 1B
2 0 1 1 0 0 0
0 0 0 0 0 0 0
0 0 0 0 0 0 0
3 0 2 0 0 0 0
Cincinnati Reds @ Philadelphia Phillies
Veterans Stadium, Philadelphia, PA
Mon May 31 1982, 7:05 PM EDT
Att. 22,708 - Unknown
AB 52
R 4
H 10
RBI 4
BB 4
SO 9
LOB 18
Inning Stats
R: 2 E: 0 K: 0 S: 5 H: 2 LOB: 0 BB: 0 P: 5
R: 1 E: 0 K: 1 S: 7 H: 2 LOB: 1 BB: 0 P: 7
R: 0 E: 0 K: 1 S: 6 H: 1 LOB: 1 BB: 0 P: 6
R: 0 E: 0 K: 0 S: 3 H: 0 LOB: 0 BB: 0 P: 3
R: 0 E: 0 K: 0 S: 4 H: 1 LOB: 1 BB: 0 P: 4
R: 1 E: 0 K: 1 S: 5 H: 1 LOB: 1 BB: 1 P: 9
R: 0 E: 0 K: 1 S: 4 H: 0 LOB: 2 BB: 1 P: 9
R: 0 E: 0 K: 0 S: 3 H: 0 LOB: 0 BB: 0 P: 3
R: 0 E: 0 K: 1 S: 5 H: 0 LOB: 0 BB: 0 P: 5
R: 0 E: 0 K: 0 S: 3 H: 0 LOB: 0 BB: 0 P: 3
R: 0 E: 0 K: 0 S: 3 H: 0 LOB: 0 BB: 1 P: 7
R: 0 E: 0 K: 3 S: 10 H: 1 LOB: 1 BB: 0 P: 10
R: 0 E: 0 K: 0 S: 4 H: 1 LOB: 1 BB: 0 P: 4
R: 0 E: 0 K: 0 S: 4 H: 1 LOB: 2 BB: 1 P: 8
R: 0 E: 0 K: 1 S: 5 H: 0 LOB: 0 BB: 0 P: 5
1B: 5 2B: 3 3B: 0 HR: 2 SF: 0 SAC: 1 DP: 2 HBP: 1
WP: 1 PB: 0 SB: 1 CS: 0 PA: 58
PITCHER IP WLS BF H R ER SO BB IBB HBP BLK WP HR S P ERA WHIP
Larry Christenson, R (1, 1) ERA: 3.73 5.1 24 7 4 4 3 1 0 0 0 0 2 29 33 6.75 1.500
Ron Reed, R (6, 1) ERA: 3.05 1.0 3 0 0 0 1 0 0 1 0 0 0 4 5 0.00 0.000
Ed Farmer, R (7, 1) ERA: 5.73 1.2 5 0 0 0 0 1 0 0 0 1 0 4 8 0.00 0.600
Warren Brusstar, R (9, 1) ERA: 3.31 1.0 3 0 0 0 1 0 0 0 0 0 0 5 5 0.00 0.000
Sparky Lyle, L (10, 1) ERA: 2.41 2.0 7 0 0 0 0 1 0 0 0 0 0 6 10 0.00 0.500
PITCHER IP WLS BF H R ER SO BB IBB HBP BLK WP HR S P ERA WHIP
Porfi Altamirano, R (12, 1) ERA: 2.79 2.2 12 3 0 0 3 1 0 0 0 0 0 0 17 21 0.00 1.500
Sid Monge, L (14, 1) ERA: 4.96 1.1 W 4 0 0 0 1 0 0 0 0 0 0 0 6 6 0.00 0.000

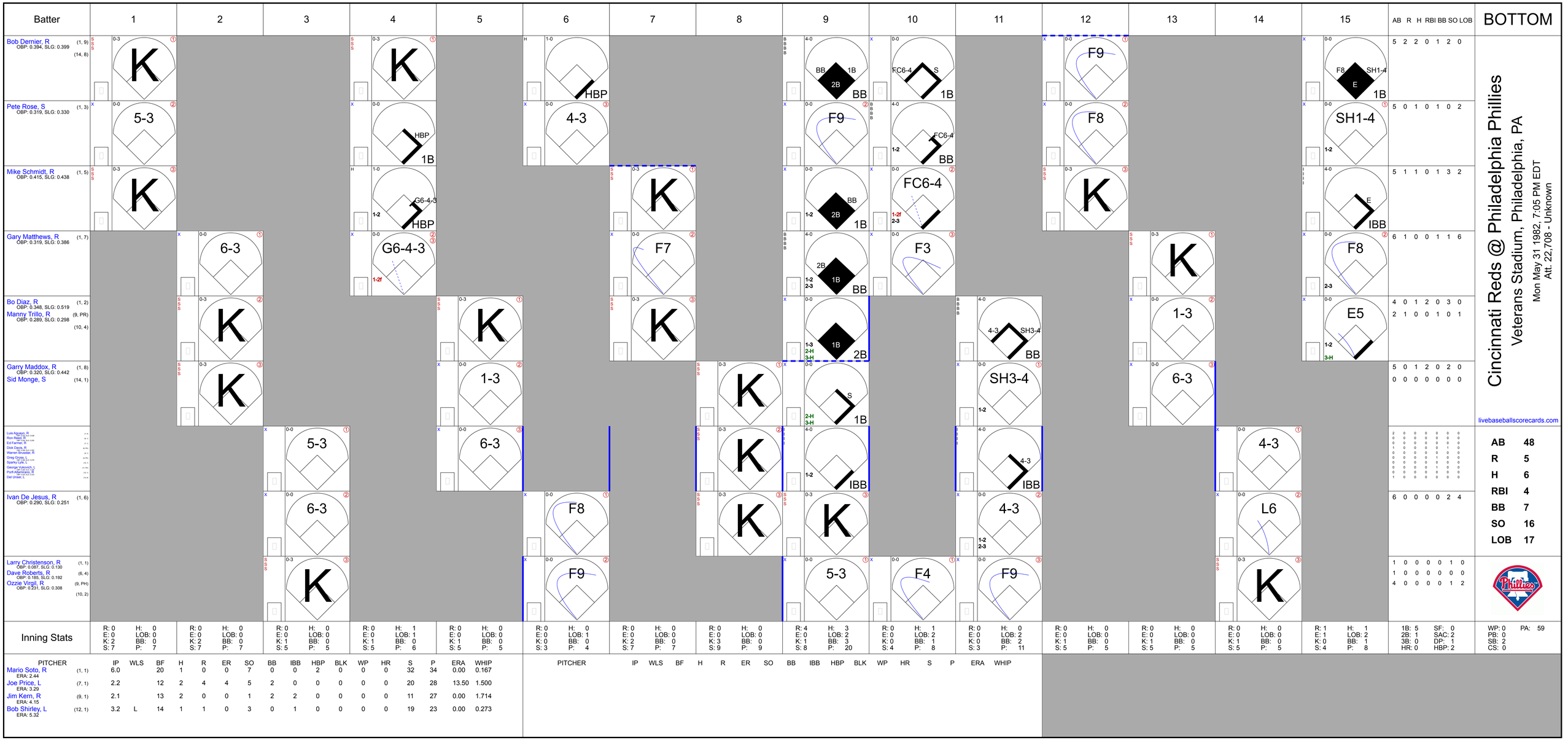

Cincinnati Reds @ Philadelphia Phillies

Veterans Stadium, Philadelphia, PA

Mon May 31 1982, 7:05 PM EDT

Att. 22,708 - Unknown

livebaseballscorecards.com

BOTTOM

Batter	1	2	3	4	5	6	7	8	9	10	11	12	13	14	15	AB	R	H	RBI	BB	SO	LOB
Bob Dernier, R (1, 9) OBP: 0.394, SLG: 0.399 (14, 8)	K			K		HBP			BB 1B 2B BB	FC6-4 S 1B		F9			F8 SH1-4 E 1B	5	2	2	0	1	2	0
Pete Rose, S (1, 3) OBP: 0.319, SLG: 0.330	5-3			HBP 1B		4-3			F9	FC6-4 BB		F8			SH1-4	5	0	1	0	1	0	2
Mike Schmidt, R (1, 5) OBP: 0.415, SLG: 0.438	K			G6-4-3 HBP			K		BB 2B 1B	FC6-4		K			E IBB	5	1	1	0	1	3	2
Gary Matthews, R (1, 7) OBP: 0.319, SLG: 0.386		6-3		G6-4-3			F7		2B 1B BB	F3			K		F8	6	1	0	0	1	1	6
Bo Diaz, R (1, 2) OBP: 0.348, SLG: 0.519		K			K		K		1B 2B		SH3-4 BB		1-3		E5	4	0	1	2	0	3	0
Manny Trillo, R (9, PR) OBP: 0.289, SLG: 0.298 (10, 4)																2	1	0	0	1	0	1
Garry Maddox, R (1, 8) OBP: 0.320, SLG: 0.442		K			1-3			K	S 1B		SH3-4		6-3			5	0	1	2	0	2	0
Sid Monge, S (14, 1)																0	0	0	0	0	0	0
Luis Aguayo, R (1, 4) OBP: 0.000, SLG: 0.000			5-3		6-3			K	IBB		4-3 IBB			4-3		2	0	0	0	0	0	0
Ron Reed, R (1, 5) OBP: 0.000, SLG: 0.000																0	0	0	0	0	0	0
Ed Farmer, R (1, 5)																0	0	0	0	0	0	0
Dick Davis, R (6, PH) OBP: 0.000, SLG: 0.000																1	0	0	0	0	1	0
Warren Brusstar, R (9, 7)																0	0	0	0	0	0	0
Greg Gross, L (8, PH) OBP: 0.000, SLG: 0.000																0	0	0	0	1	0	0
Sparky Lyle, L (10, 5) OBP: 0.000, SLG: 0.000																0	0	0	0	0	0	0
George Vukovich, L (11, PH) OBP: 0.000, SLG: 0.000																0	0	0	0	1	0	0
Pirkl Allamaraino, R (10, 5) OBP: 0.000, SLG: 0.000																0	0	0	0	0	0	0
Del Unser, L (10, 6) OBP: 0.000, SLG: 0.000																1	0	0	0	0	0	0
Ivan De Jesus, R (1, 6) OBP: 0.290, SLG: 0.251		6-3				F8		K	K		4-3			L6		6	0	0	0	0	2	4
Larry Christenson, R (1, 1) OBP: 0.087, SLG: 0.130			K			F9			5-3	F4	F9			K		1	0	0	0	0	1	0
Dave Roberts, R (6, 4) OBP: 0.185, SLG: 0.192																1	0	0	0	0	0	0
Ozzie Virgil, R (9, PH) OBP: 0.231, SLG: 0.308 (10, 2)																4	0	0	0	0	1	2

Inning Stats	1	2	3	4	5	6	7	8	9	10	11	12	13	14	15
R	0	0	0	0	0	0	0	0	4	0	0	0	0	0	1
H	0	0	0	1	0	0	0	0	3	1	0	0	0	0	1
E	0	0	0	0	0	0	0	0	1	2	0	0	0	0	2
LOB	0	0	0	1	0	0	1	0	1	1	0	0	0	0	0
K	2	2	1	5	1	3	7	3	8	4	3	5	5	5	4
BB	0	0	0	1	0	0	0	0	3	2	2	0	0	0	1
P	7	7	5	6	5	4	7	9	20	8	11	5	5	5	8

PITCHER		IP	WLS	BF	H	R	ER	SO	BB	IBB	HBP	BLK	WP	HR	S	P	ERA	WHIP
Mario Soto, R (1, 1) ERA: 2.44		6.0		20	1	0	0	7	0	0	2	0	0	0	32	34	0.00	0.167
Joe Price, L (7, 1) ERA: 3.29		2.2		12	2	4	4	5	2	0	0	0	0	0	20	28	13.50	1.500
Jim Kern, R (9, 1) ERA: 4.15		2.1		13	2	0	0	1	2	2	0	0	0	0	11	27	0.00	1.714
Bob Shirley, L (12, 1) ERA: 5.32		3.2	L	14	1	1	0	3	0	1	0	0	0	0	19	23	0.00	0.273

PITCHER	IP	WLS	BF	H	R	ER	SO	BB	IBB	HBP	BLK	WP	HR	S	P	ERA	WHIP

AB	48
R	5
H	6
RBI	4
BB	7
SO	16
LOB	17

1B: 5	SF: 0	WP: 0	PA: 59
2B: 1	SAC: 2	PB: 0	
3B: 0	DP: 1	SB: 2	
HR: 0	HBP: 2	CS: 0	

Batter	1	2	3	4	5	6	7	8	9	AB	R	H	RBI	BB	SO	LOB
Eddie Milner, L (1, 8) OBP: 0.321, SLG: 0.353	F8		4-3 S, 1B	4-3			F8			4	1	1	0	0	0	1
Ron Oester, S (1, 4) OBP: 0.300, SLG: 0.359	E3, 4-3		4-3 1-3		4-3		4-3			4	0	0	0	0	0	1
Dave Concepcion, R (1, 6) OBP: 0.337, SLG: 0.395	4-3 1-2		CS, 1B 3-H		1B, 1B		5-3			4	1	2	1	0	0	1
Dan Driessen, L (1, 3) OBP: 0.389, SLG: 0.488	K		K 1-2		1B 1-3					3	0	1	0	0	2	2
Mike Vail, R (1, 7) OBP: 0.349, SLG: 0.557		WP, FC5-2, 2B		1B, 2B	G4-6-3 1-2 3-H					3	1	3	1	0	0	0
Larry Biittner, L (1, 9) OBP: 0.375, SLG: 0.429 Paul Householder, S (7, 9) OBP: 0.275, SLG: 0.308		B B B B FC5-2 2-3 BB		4-3 2-H 1B	G4-6-3 1-2f					2 0	1 0	1 0	1 0	1 0	0 0	2 0
Johnny Bench, R (1, 5) OBP: 0.293, SLG: 0.315		F9	K		5-3					3	0	0	0	0	1	3
Alex Trevino, R (1, 2) OBP: 0.333, SLG: 0.283		FC5-2, FC6-4 1-2 3-H	4-3 1-2		F3					3	0	0	0	0	0	3
Greg Harris, S (1, 1) OBP: 0.200, SLG: 0.200		FC6-4 1-2f	4-3 2-H		5-3					3	0	1	1	0	0	2
Inning Stats	R: 0 E: 1 K: 1 S: 6 H: 0 LOB: 1 BB: 0 P: 6	R: 0 E: 0 K: 0 S: 4 H: 1 LOB: 2 BB: 1 P: 8	R: 1 E: 0 K: 1 S: 6 H: 2 LOB: 1 BB: 0 P: 6	R: 2 E: 0 K: 1 S: 8 H: 3 LOB: 1 BB: 0 P: 8	R: 1 E: 0 K: 0 S: 5 H: 3 LOB: 1 BB: 0 P: 5	R: 0 E: 0 K: 0 S: 3 H: 0 LOB: 0 BB: 0 P: 3	R: 0 E: 0 K: 0 S: 3 H: 0 LOB: 0 BB: 0 P: 3			1B: 7 2B: 3 3B: 0 HR: 0 SF: 0 SAC: 0 DP: 2 HBP: 0						

TOP

Cincinnati Reds @ Philadelphia Phillies

Veterans Stadium, Philadelphia, PA

Tue Jun 01 1982, 7:05 PM EDT

Att. 20,102 - Unknown

livebaseballscorecards.com

AB	29
R	4
H	9
RBI	4
BB	1
SO	3
LOB	15

PITCHER		IP	WLS	BF	H	R	ER	SO	BB	IBB	HBP	BLK	WP	HR	S	P	ERA	WHIP
Mike Krukow, R ERA: 2.94	(1, 1)	5.0	L	24	9	4	4	3	1	0	0	0	1	0	29	33	7.20	2.000
Sid Monge, L ERA: 4.42	(6, 1)	2.0		6	0	0	0	0	0	0	0	0	0	0	6	6	0.00	0.000

PITCHER		IP	WLS	BF	H	R	ER	SO	BB	IBB	HBP	BLK	WP	HR	S	P	ERA	WHIP

Batter	1	2	3	4	5	6	7	8	9	AB	R	H	RBI	BB	SO	LOB
Bob Dernier, R (1, 9) OBP: 0.384, SLG: 0.387	E4 9-2		6-3		FC6 1-2f		FC6-4 1-2f			4	0	0	0	0	0	2
Pete Rose, S (1, 3) OBP: 0.319, SLG: 0.326	9-2 1-2f		BBBB 4-0 G5-4-3 BB			3-1				2	0	0	0	1	0	1
Mike Schmidt, R (1, 5) OBP: 0.420, SLG: 0.444	BB 1B		G5-4-3 1-2f			FC6-4 1B				3	0	2	0	0	0	1
Gary Matthews, R (1, 7) OBP: 0.320, SLG: 0.382	BBBB 4-0 1-2 BB			F9		FC6-4 1-2f 2B				2	1	0	0	1	0	1
Bo Diaz, R (1, 2) OBP: 0.354, SLG: 0.529	SSS 0-3 K			G4-3 1B		0-0 1-H 2B				3	0	2	1	0	1	2
Garry Maddox, R (1, 8) OBP: 0.311, SLG: 0.429		6-3		G4-3 1-2f		F8				3	0	0	0	0	0	2
Manny Trillo, R (1, 4) OBP: 0.284, SLG: 0.292		SSS 0-3 K			5-3		SSS 0-3 K			3	0	0	0	0	2	0
Ivan De Jesus, R (1, 6) OBP: 0.290, SLG: 0.249		BBBB 4-0 BB			F9		F9			2	0	0	0	1	0	0
Mike Krukow, R (1, 1) OBP: 0.182, SLG: 0.182		1-3			BBBB 4-0 FC6 BB		FC6-4 1B			1	0	0	0	0	0	1
Del Unser, L (5, PH)										0	0	0	0	1	0	0
Sid Monge, S (6, 1)										0	0	0	0	0	0	0
Greg Gross, L (7, PH) OBP: 0.400, SLG: 0.300										1	0	1	0	0	0	0
Inning Stats	R: 0 E: 1 K: 1 S: 6 H: 1 LOB: 2 BB: 1 P: 10	R: 0 E: 0 K: 1 S: 5 H: 0 LOB: 1 BB: 1 P: 9	R: 0 E: 0 K: 0 S: 2 H: 0 LOB: 0 BB: 1 P: 6	R: 0 E: 0 K: 0 S: 3 H: 1 LOB: 0 BB: 0 P: 3	R: 0 E: 0 K: 0 S: 3 H: 0 LOB: 1 BB: 1 P: 7	R: 1 E: 0 K: 0 S: 5 H: 2 LOB: 1 BB: 0 P: 5	R: 0 E: 0 K: 1 S: 6 H: 1 LOB: 1 BB: 0 P: 6			1B: 4 2B: 2 3B: 0 HR: 0 SF: 0 SAC: 0 DP: 3 HBP: 0						

PITCHER	IP	WLS	BF	H	R	ER	SO	BB	IBB	HBP	BLK	WP	HR	S	P	ERA	WHIP
Greg Harris, R (1, 1) ERA: 2.4	7.0	W	28	5	1	1	3	4	0	0	0	0	0	30	46	1.29	1.286

PITCHER	IP	WLS	BF	H	R	ER	SO	BB	IBB	HBP	BLK	WP	HR	S	P	ERA	WHIP

BOTTOM

Cincinnati Reds @ Philadelphia Phillies

Veterans Stadium, Philadelphia, PA

Tue Jun 01 1982, 7:05 PM EDT

Att. 20,102 - Unknown

livebaseballscorecards.com

AB	24
R	1
H	5
RBI	1
BB	4
SO	3
LOB	10

WP: 0 PA: 28
PB: 0
SB: 0
CS: 0

Batter	1	2	3	4	5	6	7	8	9	AB	R	H	RBI	BB	SO	LOB
Eddie Milner, L (1, 8) OBP: 0.318, SLG: 0.348	0-0 SH3 2B 1B	0-3 K			0-0 2-3 1B		0-3 K		0-0 F9	5	1	1	0	0	2	2
Rafael Landestoy, S (1, 5) OBP: 0.296, SLG: 0.385 Charlie Leibrandt, R (7, 1) OBP: 0.333, SLG: 0.250 Johnny Bench, R (9, PH) OBP: 0.291, SLG: 0.313	0-0 SH3 1-2		0-0 4-3 1B		0-0 1B		4-0 1-2 BB		0-0 F8	2 0 1	0 0 0	1 0 0	0 0 0	1 0 0	0 0 0	0 0 1
Dave Concepcion, R (1, 6) OBP: 0.333, SLG: 0.389	0-0 6-3		0-0 1B		0-0 6-3		0-0 F9		0-0 F3	5	0	1	0	0	0	5
Dan Driessen, L (1, 3) OBP: 0.391, SLG: 0.500	0-0 1B 2-H 2B		0-0 F7			0-0 6-3 4-3 2B		0-3 K		4	1	2	1	0	1	1
Mike Vail, R (1, 7) OBP: 0.358, SLG: 0.547	4-0 1B BB		0-3 K			0-0 6-3 2-3		0-0 E 1B		3	0	1	0	1	1	2
Larry Biittner, L (1, 9) OBP: 0.370, SLG: 0.420 Paul Householder, S (8, PR) OBP: 0.275, SLG: 0.308 (8, 9)	0-0 1-2 2-3 1B			0-0 G3		0-0 4-3 3-H		0-0 E6 1-2		4 0	0 0	1 0	1 0	0 0	0 0	1 0
Ron Oester, S (1, 4) OBP: 0.294, SLG: 0.351 (7, 5)	0-3 K			0-0 F8		0-0 3-1		0-0 F7		4	0	0	0	0	1	5
Alex Trevino, R (1, 2) OBP: 0.331, SLG: 0.282		0-0 F9		0-0 4-3			0-0 BB 1B	0-0 L3		4	0	1	0	0	0	2
Bruce Berenyi, R (1, 1) OBP: 0.250, SLG: 0.350 German Barranca, L (7, PH) OBP: 0.313, SLG: 0.531 (7, 4)		0-3 K			0-0 5-3		0-3 K		0-0 1B	2 2	0 0	0 1	0 0	0 0	1 1	0 1
Inning Stats	R: 1 E: 0 K: 1 S: 8 H: 3 LOB: 3 BB: 1 P: 12	R: 0 E: 0 K: 2 S: 7 H: 0 LOB: 0 BB: 0 P: 7	R: 0 E: 0 K: 1 S: 6 H: 1 LOB: 1 BB: 0 P: 6	R: 0 E: 0 K: 0 S: 3 H: 0 LOB: 0 BB: 0 P: 3	R: 0 E: 0 K: 0 S: 4 H: 1 LOB: 1 BB: 0 P: 4	R: 1 E: 0 K: 0 S: 4 H: 1 LOB: 0 BB: 0 P: 4	R: 0 E: 0 K: 2 S: 8 H: 1 LOB: 2 BB: 1 P: 12	R: 0 E: 1 K: 1 S: 7 H: 1 LOB: 2 BB: 0 P: 7	R: 0 E: 0 K: 0 S: 4 H: 1 LOB: 1 BB: 0 P: 4	1B: 7 2B: 2 3B: 0 HR: 0 SF: 0 SAC: 1 DP: 0 HBP: 0						WP: 0 PB: 0 SB: 0 CS: 0 PA: 39

PITCHER		IP	WLS	BF	H	R	ER	SO	BB	IBB	HBP	BLK	WP	HR	S	P	ERA	WHIP
Dick Ruthven, R ERA: 2.51	(1, 1)	6.2	W	29	7	2	2	6	2	0	0	0	0	0	39	47	2.70	1.350
Warren Brusstar, R ERA: 2.89	(7, 1)	2.1	S	10	2	0	0	1	0	0	0	0	0	0	12	12	0.00	0.857

PITCHER	IP	WLS	BF	H	R	ER	SO	BB	IBB	HBP	BLK	WP	HR	S	P	ERA	WHIP

TOP

Cincinnati Reds @ Philadelphia Phillies

Veterans Stadium, Philadelphia, PA

Wed Jun 02 1982, 7:05 PM EDT

Att. 22,960 - Unknown

livebaseballscorecards.com

AB	36
R	2
H	9
RBI	2
BB	2
SO	7
LOB	20

Batter	1	2	3	4	5	6	7	8	9	AB	R	H	RBI	BB	SO	LOB
Bob Dernier, R (1, 9) OBP: 0.381, SLG: 0.379	4-3		K		BLK 2B BB	6-3				3	1	0	0	1	1	1
Pete Rose, S (1, 3) OBP: 0.322, SLG: 0.335	BB 1B 1B		F8		1-H 1B 2B		F8			4	2	2	1	0	0	0
Gary Matthews, R (1, 7) OBP: 0.333, SLG: 0.385 Greg Gross, L (9, 7) OBP: 0.400, SLG: 0.300	1B 1-2 BB		S BB		2-H 1B		S BB			1	0	1	1	3	0	0
										0	0	0	0	0	0	0
Mike Schmidt, R (1, 5) OBP: 0.415, SLG: 0.432	K		F2 1-2		FC5-4 BB		F9			3	0	0	0	1	1	4
Bo Diaz, R (1, 2) OBP: 0.357, SLG: 0.525	1-3 2-H 1B			F4	FC5-4 1-2f		1-2 BB			3	0	1	1	1	0	2
Garry Maddox, R (1, 8) OBP: 0.308, SLG: 0.451	5-3			6-3		HR	4-3			4	1	1	1	0	0	4
Luis Aguayo, R (1, 4) OBP: 0.316, SLG: 0.471		K		6-3		SH1-4 1B		K		4	0	1	0	0	2	0
Ivan De Jesus, R (1, 6) OBP: 0.284, SLG: 0.243		K			F7	F8		F9		4	0	0	0	0	1	1
Dick Ruthven, R (1, 1) OBP: 0.087, SLG: 0.087 Warren Brusstar, R (7, 1)		1-3			K	SH1-4 1-2		K		2	0	0	0	0	1	0
										1	0	0	0	0	1	0
Inning Stats	R: 1 E: 0 K: 1 S: 7 H: 2 LOB: 2 BB: 1 P: 11		R: 0 E: 0 K: 2 S: 7 H: 0 LOB: 0 BB: 0 P: 7	R: 0 E: 0 K: 1 S: 5 H: 0 LOB: 1 BB: 1 P: 9	R: 0 E: 0 K: 0 S: 3 H: 0 LOB: 0 BB: 0 P: 3	R: 2 E: 0 K: 1 S: 7 H: 2 LOB: 2 BB: 2 P: 15	R: 1 E: 0 K: 0 S: 5 H: 2 LOB: 1 BB: 0 P: 5	R: 0 E: 0 K: 0 S: 3 H: 0 LOB: 2 BB: 2 P: 11	R: 0 E: 0 K: 2 S: 7 H: 0 LOB: 0 BB: 0 P: 7							

BOTTOM

Cincinnati Reds @ Philadelphia Phillies

Veterans Stadium, Philadelphia, PA

Wed Jun 02 1982, 7:05 PM EDT

Att. 22,960 - Unknown

livebaseballscorecards.com

AB	29
R	4
H	6
RBI	4
BB	6
SO	7
LOB	12

	1B	SF	WP	PA	36
2B:	1	SAC: 1	PB: 0		
3B:	0	DP: 0	SB: 2		
HR:	1	HBP: 0	CS: 0		

PITCHER		IP	WLS	BF	H	R	ER	SO	BB	IBB	HBP	BLK	WP	HR	S	P	ERA	WHIP
Bruce Berenyi, R ERA: 4.04	(1, 1)	6.0	L	28	6	4	4	5	4	0	0	1	0	1	34	50	6.00	1.667
Charlie Leibrandt, L ERA: 1.96	(7, 1)	2.0		8	0	0	0	2	2	0	0	0	0	0	10	18	0.00	1.000

PITCHER	IP	WLS	BF	H	R	ER	SO	BB	IBB	HBP	BLK	WP	HR	S	P	ERA	WHIP

Philadelphia Phillies @ Houston Astros

Astrodome, Houston, TX

Fri Jun 04 1982, 8:05 PM EDT

Att. 23,362 - Unknown

TOP

livebaseballscorecards.com

Batter	1	2	3	4	5	6	7	8	9	AB	R	H	RBI	BB	SO	LOB
Bob Dernier, R (1, 9) OBP: 0.384, SLG: 0.383	4-3			5-3		1B 2B 1B		S E 1B		4	2	2	0	0	0	0
Pete Rose, S (1, 3) OBP: 0.326, SLG: 0.338	6-3			4-3		2B 1B 1B 1-2		E3 1B 1-H		4	1	2	0	0	0	0
Gary Matthews, R (1, 7) OBP: 0.332, SLG: 0.388	K			1-3		1B 2B 1-3 2-H		L6		4	0	1	1	0	1	1
Sparky Lyle, L (8, 1)										0	0	0	0	0	0	0
Warren Brusstar, R (8, 1)										0	0	0	0	0	0	0
Mike Schmidt, R (1, 5) OBP: 0.425, SLG: 0.439		6-3			CS 1B 1B	2-3 3-H 1B		G6-4-3 IBB		3	0	2	1	1	0	0
Bo Diaz, R (1, 2) OBP: 0.354, SLG: 0.518		F9			1-2 1B	6-3		G6-4-3 1-2f		4	0	1	0	0	0	4
Garry Maddox, R (1, 8) OBP: 0.297, SLG: 0.434		K			F7 2-3		F8		F9	4	0	0	0	0	1	2
Manny Trillo, R (1, 4) OBP: 0.296, SLG: 0.299			G5-4-3 1B		6-3		PB 1B		B B B B G4-6-3 BB	3	0	2	0	1	0	1
Ivan De Jesus, R (1, 6) OBP: 0.280, SLG: 0.239			G5-4-3 1-2f			P4	L8 1-2		G4-6-3 1-2f	3	0	0	0	0	0	2
Del Unser, L (9, PH)										1	0	0	0	0	0	1
Steve Carlton, L (1, 1) OBP: 0.250, SLG: 0.375						G3	1-3			2	0	0	0	0	0	0
George Vukovich, L (7, PH) OBP: 0.300, SLG: 0.333										1	0	0	0	0	0	1
Ed Farmer, R (7, 1)										0	0	0	0	0	0	0
Greg Gross, L (8, 7) OBP: 0.400, SLG: 0.300										0	0	0	0	0	0	0

	AB	33
	R	3
	H	10
	RBI	2
	BB	2
	SO	2
	LOB	12

Inning Stats	1	2	3	4	5	6	7	8	9
	R: 0 E: 0 K: 1 S: 5	H: 0 LOB: 0 BB: 0 P: 5	R: 0 E: 0 K: 1 S: 5	H: 0 LOB: 0 BB: 0 P: 5	R: 0 E: 0 K: 0 S: 3	H: 1 LOB: 0 BB: 0 P: 3	R: 0 E: 0 K: 0 S: 3	H: 0 LOB: 0 BB: 0 P: 3	R: 0 E: 0 K: 0 S: 4	H: 2 LOB: 1 BB: 0 P: 4	R: 2 E: 0 K: 0 S: 7	H: 4 LOB: 2 BB: 0 P: 7	R: 0 E: 0 K: 0 S: 4	H: 1 LOB: 1 BB: 0 P: 4	R: 1 E: 1 K: 0 S: 4	H: 2 LOB: 1 BB: 1 P: 8	R: 0 E: 0 K: 0 S: 2	H: 0 LOB: 0 BB: 1 P: 6

1B: 9	SF: 0	WP: 0	PA: 35
2B: 1	SAC: 0	PB: 1	
3B: 0	DP: 3	SB: 1	
HR: 0	HBP: 0	CS: 1	

PITCHER	IP	WLS	BF	H	R	ER	SO	BB	IBB	HBP	BLK	WP	HR	S	P	ERA	WHIP
Joe Niekro, R (1, 1) ERA: 2.69	5.2		21	6	2	2	2	0	0	0	0	0	0	25	25	3.18	1.059
Vern Ruhle, R (6, 1) ERA: 3.71	2.1	W	11	4	1	0	0	0	1	0	0	0	0	10	14	0.00	1.714
Frank LaCorte, R (9, 1) ERA: 5.26	1.0		3	0	0	0	0	1	0	0	0	0	0	2	6	0.00	1.000

PITCHER	IP	WLS	BF	H	R	ER	SO	BB	IBB	HBP	BLK	WP	HR	S	P	ERA	WHIP

BOTTOM

Philadelphia Phillies @ Houston Astros

Astrodome, Houston, TX

Fri Jun 04 1982, 8:05 PM EDT

Att. 23,362 - Unknown

Batter	1	2	3	4	5	6	7	8	9	AB	R	H	RBI	BB	SO	LOB
Dickie Thon, R (1, 5) OBP: 0.305, SLG: 0.320	6-3			BB		F8		FC1-2, 1B, 1-2, 2-3, IBB		2	2	0	0	2	0	0
Tony Scott, S (1, 8) OBP: 0.291, SLG: 0.321	5-3			1-3, 2B, 1B		G6-4-3, BB		FC1-2, 1B, HR, 1-2, 2-3, 3-Hf		3	2	1	0	1	0	3
Frank LaCorte, R (9, 1)										0	0	0	0	0	0	0
Ray Knight, R (1, 3) OBP: 0.358, SLG: 0.470	K			1-H, PB, 3-H, 2B		G6-4-3, 1-2f		HR, 1-2, 2-H, 3-H, 1B		4	2	2	4	0	1	1
Jose Cruz, L (1, 7) OBP: 0.316, SLG: 0.384		G3		1-3, 3-H			6-3	1-H, 2-H, HR		4	1	1	3	0	0	0
Phil Garner, R (1, 4) OBP: 0.321, SLG: 0.435		5-3		G5-4-3, BB			4-3	4-3		3	0	0	0	1	0	1
Alan Knicely, R (1, 9) OBP: 0.276, SLG: 0.167		F9		G5-4-3, 1-2f			K			2	0	0	0	0	0	1
Terry Puhl, L (7, PH)										1	0	0	0	0	1	0
OBP: 0.304, SLG: 0.364 (8, 9)																
Kiko Garcia, R (1, 6) OBP: 0.231, SLG: 0.294			L6		5-3			WP, SH5-4, FC1-2, 1B		3	0	1	0	0	0	0
Joe Pittman, R (8, PR) OBP: 0.200, SLG: 0.300										0	0	0	0	0	0	0
Craig Reynolds, L (9, 6) OBP: 0.292, SLG: 0.244										0	0	0	0	0	0	0
Luis Pujols, R (1, 2) OBP: 0.345, SLG: 0.370			K2-3		K			SH5-4, 1-2		2	0	0	0	0	2	0
Joe Niekro, R (1, 1) OBP: 0.071, SLG: 0.107			K		K			FC1-2, WP, 1B, IBB		2	0	0	0	0	2	0
Vern Ruhle, R (6, 1) OBP: 0.308, SLG: 0.182										0	0	0	0	0	0	0
Danny Heep, L (8, PH) OBP: 0.304, SLG: 0.367										0	1	0	0	1	0	0
Scott Loucks, R (9, 8)										0	0	0	0	0	0	0
Inning Stats	R: 0 E: 0 K: 1 S: 5 H: 0 LOB: 0 BB: 0 P: 5	R: 0 E: 0 K: 0 S: 3 H: 0 LOB: 0 BB: 0 P: 3	R: 0 E: 0 K: 2 S: 7 H: 0 LOB: 0 BB: 0 P: 7	R: 3 E: 0 K: 0 S: 4 H: 2 LOB: 0 BB: 2 P: 12	R: 0 E: 0 K: 2 S: 7 H: 0 LOB: 0 BB: 0 P: 7	R: 0 E: 0 K: 0 S: 2 H: 0 LOB: 0 BB: 1 P: 6	R: 0 E: 0 K: 1 S: 5 H: 0 LOB: 0 BB: 0 P: 5	R: 5 E: 0 K: 0 S: 6 H: 3 LOB: 1 BB: 2 P: 14		1B: 3 2B: 1 3B: 0 HR: 1 SF: 0 SAC: 1 DP: 2 HBP: 0						

livebaseballscorecards.com

AB	26
R	8
H	5
RBI	7
BB	5
SO	6
LOB	6

WP: 1 PA: 32
PB: 1
SB: 0
CS: 0

PITCHER		IP	WLS	BF	H	R	ER	SO	BB	IBB	HBP	BLK	WP	HR	S	P	ERA	WHIP
Steve Carlton, L ERA: 3.83	(1, 1)	6.0		21	2	3	2	5	3	0	0	0	0	0	28	40	3.00	0.833
Ed Farmer, R ERA: 6.56	(7, 1)	1.1	L	7	1	3	3	1	0	2	0	0	1	0	7	15	20.25	0.750
Sparky Lyle, L ERA: 2.37	(8, 1)	0.1		1	0	0	0	0	0	0	0	0	0	0	1	1	0.00	0.000
Warren Brusstar, R ERA: 3.79	(8, 1)	0.1		3	2	2	2	0	0	0	0	0	0	1	3	3	54.00	6.000

PITCHER		IP	WLS	BF	H	R	ER	SO	BB	IBB	HBP	BLK	WP	HR	S	P	ERA	WHIP

Philadelphia Phillies @ Houston Astros

Astrodome, Houston, TX

Sat Jun 05 1982, 8:05 PM EDT

Att. 35,315 - Unknown

TOP

livebaseballscorecards.com

Batter	1	2	3	4	5	6	7	8	9	AB	R	H	RBI	BB	SO	LOB
Bob Dernier, R (1, 9) OBP: 0.384, SLG: 0.383	1-3		1-3 1B		5-3		BB S BB 1B	FC6-4 1-2f		5	1	2	0	0	0	1
Pete Rose, S (1, 3) OBP: 0.327, SLG: 0.342	1B 2B		1-3 1-2		6-3		BB BB 1-2 BB	L7		4	0	1	0	1	0	2
Gary Matthews, R (1, 7) OBP: 0.330, SLG: 0.382 Greg Gross, L (8, 7) OBP: 0.389, SLG: 0.290	6-3		6-3			6-3	BB 1-2 2-3 BB		6-3	3 1	0 0	0 0	0 0	1 0	0 0	2 0
Mike Schmidt, R (1, 5) OBP: 0.437, SLG: 0.475	2-H 1B			4-3 E 2B		FC3-2 3B	1-2 2-3 3-H BB		6-3	4	1	3	1	1	0	0
Bo Diaz, R (1, 2) OBP: 0.345, SLG: 0.503		4-3		4-3 2-3		FC3-2 2B 3-H	K		6-3	5	1	0	0	0	1	5
Garry Maddox, R (1, 8) OBP: 0.304, SLG: 0.445		5-3		E6 3-H		1-H 2B		SH3-4 1B 1B		4	1	2	2	0	0	0
Manny Trillo, R (1, 4) OBP: 0.296, SLG: 0.300		1B		F3		L6		SH3-4 1-2		3	0	1	0	0	0	2
Ivan De Jesus, R (1, 6) OBP: 0.279, SLG: 0.239		F8		P3			L7	S 1B 2-H 1B		4	1	1	1	0	0	2
Larry Christenson, R (1, 1) OBP: 0.080, SLG: 0.120 Dick Davis, R (7, PH) OBP: 0.304, SLG: 0.455 Sparky Lyle, L (7, 1) OBP: 0.500, SLG: 0.500			5-3		K		4-3	FC6-4 1-H 1B		2 1 1	0 0 0	0 0 1	0 0 1	0 0 1	1 0 0	0 0 0

	AB	37
	R	5
	H	11
	RBI	5
	BB	3
	SO	2
	LOB	14

Inning Stats																																		
	R: 0	E: 0	K: 0	S: 4	H: 2	LOB: 2	BB: 0	P: 4	R: 0	E: 0	K: 0	S: 4	H: 1	LOB: 1	BB: 0	P: 4	R: 0	E: 0	K: 0	S: 4	H: 1	LOB: 1	BB: 0	P: 4	R: 1	E: 1	K: 0	S: 5	H: 1	LOB: 1	BB: 0	P: 5	R: 0	E: 0	K: 1	S: 5	H: 0	LOB: 0	BB: 0	P: 5
	R: 1	E: 0	K: 0	S: 5	H: 2	LOB: 1	BB: 0	P: 5	R: 1	E: 0	K: 1	S: 6	H: 1	LOB: 3	BB: 3	P: 18	R: 2	E: 0	K: 0	S: 6	H: 3	LOB: 1	BB: 0	P: 6	R: 0	E: 0	K: 0	S: 3	H: 0	LOB: 0	BB: 0	P: 3	1B: 7	2B: 3	3B: 1	HR: 0	SF: 0	SAC: 1	DP: 0	HBP: 0	WP: 0	PB: 0	SB: 2	CS: 0	PA: 41

PITCHER		IP	WLS	BF	H	R	ER	SO	BB	IBB	HBP	BLK	WP	HR	S	P	ERA	WHIP
Bob Knepper, L ERA: 4.77	(1, 1)	6.2		29	8	3	3	1	1	0	0	0	0	0	30	34	4.05	1.350
Frank LaCorte, R ERA: 5.26	(7, 1)	0.0		2	0	0	0	0	2	0	0	0	0	0	0	8	∞	∞
Dave Smith, R ERA: 4.55	(7, 1)	0.2	L	5	3	2	2	1	0	0	0	0	0	0	7	7	27.00	4.500
Randy Moffitt, R ERA: 4.82	(8, 1)	1.2		5	0	0	0	0	0	0	0	0	0	0	5	5	0.00	0.000

PITCHER	IP	WLS	BF	H	R	ER	SO	BB	IBB	HBP	BLK	WP	HR	S	P	ERA	WHIP

Batter	1	2	3	4	5	6	7	8	9	AB	R	H	RBI	BB	SO	LOB
Denny Walling, L (1, 3) OBP: 0.284, SLG: 0.238	F7		4-3		2B (1-H)		F5			4	0	1	1	0	0	1
Terry Puhl, L (1, 9) OBP: 0.308, SLG: 0.367	BLK, 1B		S, 1B (3-H)		F9			G3		4	0	2	1	0	0	1
Ray Knight, R (1, 5) OBP: 0.352, SLG: 0.461	F8 (1-2)		K (1-2)		4-3			G3		4	0	0	0	0	1	3
Jose Cruz, L (1, 7) OBP: 0.315, SLG: 0.381	K			F8		F9		1B		4	0	1	0	0	1	1
Phil Garner, R (1, 4) OBP: 0.315, SLG: 0.426		5-3		5-3		6-3		1-3		4	0	0	0	0	0	1
Alan Ashby, S (1, 2) OBP: 0.331, SLG: 0.451 Dickie Thon, R (9, PH) OBP: 0.301, SLG: 0.316	3-1			FC5-6-4, 1B		HR			L1	3 1	1 0	2 0	1 0	0 0	0 0	0 0
Tony Scott, S (1, 8) OBP: 0.290, SLG: 0.325	F9			FC5-6-4 (1-2f)		L6			2B	4	0	1	0	0	0	1
Craig Reynolds, L (1, 6) OBP: 0.304, SLG: 0.284 Alan Knicely, R (9, PH) OBP: 0.267, SLG: 0.160			1B, 3B		2B, 1B		4-3		F8	3 1	2 0	2 0	0 0	0 0	0 0	0 1
Bob Knepper, L (1, 1) Frank LaCorte, R (7, 1) Dave Smith, R (7, 1) Randy Moffitt, R (8, 1) Luis Pujols, R (9, PH) OBP: 0.333, SLG: 0.357			K		F5		K		F9	2 0 1 0 1	0 0 0 0 0	0 0 0 0 0	0 0 0 0 0	0 0 1 0 0	1 0 0 0 0	2 0 0 0 1
Inning Stats	R: 0 E: 0 K: 1 S: 6 H: 1 LOB: 1 BB: 0 P: 6	R: 0 E: 0 K: 0 S: 3 H: 0 LOB: 0 BB: 0 P: 3	R: 1 E: 0 K: 2 S: 9 H: 2 LOB: 1 BB: 0 P: 9	R: 0 E: 0 K: 0 S: 4 H: 1 LOB: 1 BB: 0 P: 4	R: 1 E: 0 K: 0 S: 5 H: 2 LOB: 1 BB: 0 P: 5	R: 1 E: 0 K: 0 S: 4 H: 1 LOB: 0 BB: 0 P: 4	R: 0 E: 0 K: 1 S: 5 H: 0 LOB: 0 BB: 0 P: 5	R: 0 E: 0 K: 0 S: 4 H: 1 LOB: 1 BB: 0 P: 4	R: 0 E: 0 K: 0 S: 4 H: 1 LOB: 1 BB: 0 P: 4	1B: 5 2B: 2 3B: 1 HR: 1 SF: 0 SAC: 0 DP: 0 HBP: 0			WP: 0 PB: 0 SB: 1 CS: 0	PA: 36		

PITCHER	IP	WLS	BF	H	R	ER	SO	BB	IBB	HBP	BLK	WP	HR	S	P	ERA	WHIP
Larry Christenson, R (1, 1) ERA: 3.79	6.0		25	7	3	3	3	0	0	0	1	0	1	31	31	4.50	1.167
Sparky Lyle, L (7, 1) ERA: 2.05	3.0	W	11	2	0	0	1	0	0	0	0	0	0	13	13	0.00	0.667

PITCHER	IP	WLS	BF	H	R	ER	SO	BB	IBB	HBP	BLK	WP	HR	S	P	ERA	WHIP

BOTTOM

Philadelphia Phillies @ Houston Astros

Astrodome, Houston, TX

Sat Jun 05 1982, 8:05 PM EDT

Att. 35,315 - Unknown

livebaseballscorecards.com

AB	36
R	3
H	9
RBI	3
BB	0
SO	4
LOB	12

Batter	1	2	3	4	5	6	7	8	9	AB	R	H	RBI	BB	SO	LOB
Bob Dernier, R (1, 8) OBP: 0.381, SLG: 0.380	x 0-0 S 1B		x 0-0 ② 6-3			x 0-0 ① F8	x 0-0 ③ F9	x 0-0 ③ F8		4	0	1	0	0	0	2
Ed Farmer, R (7, 1)										0	0	0	0	0	0	0
Del Unser, L (8, PH)										1	0	0	0	0	0	2
Sparky Lyle, L (8, 1) OBP: 0.500, SLG: 0.500										0	0	0	0	0	0	0
Warren Brusstar, R (9, 1)										0	0	0	0	0	0	0
Pete Rose, S (1, 3) OBP: 0.324, SLG: 0.335	S S S 0-3 ① K 1-2		x 0-0 ③ 1-3			x 0-0 ② 3-1		B B B B 4-0 6-3 1B BB	S S S 0-3 ① K	4	1	0	0	1	2	1
Gary Matthews, R (1, 7) OBP: 0.322, SLG: 0.372	x 0-0 ② 5-3			x 0-0 ① F3		x 0-0 ③ 5-3		x 0-0 ① 6-3 1-2	x 0-0 ② 6-3	5	0	0	0	0	0	2
Mike Schmidt, R (1, 5) OBP: 0.449, SLG: 0.484	B B B B 4-0 BB			x 0-0 1B			x 0-0 2B 1B 1B	x 0-0 ② F9	x 0-0 1B 1B	4	1	3	0	1	0	1
Bo Diaz, R (1, 2) OBP: 0.352, SLG: 0.511	x 0-0 ③ F8			S S S 0-3 ② K			x 0-0 1B 1-3 1B 2B	x 0-0 1B 2-H 2B 1B	x 0-0 1-2 1B	5	2	3	1	0	1	3
George Vukovich, L (1, 9) OBP: 0.294, SLG: 0.325		x 0-0 ① 4-3		x 0-0 ③ G3			S S S 0-3 ① K	x 0-0 BB 2-3 2B 1B	x 0-0 ③ G3	5	1	1	0	0	1	5
Manny Trillo, R (1, 4) OBP: 0.295, SLG: 0.294		x 0-0 ② F8			S S S 0-3 ① K		x 0-0 ② L4	B B B B 4-0 2B 1-2 E BB		3	1	0	0	1	1	2
Luis Aguayo, R (1, 6) OBP: 0.286, SLG: 0.421		x 0-0 ③ L8			S S S 0-3 ② K		x 0-0 1B 2-3 3-H 1B	x 0-0 E 1-3 2-H 3-H 2B		2	0	0	0	0	1	0
Greg Gross, L (7, PH) OBP: 0.405, SLG: 0.313										1	0	1	1	0	0	0
Ivan De Jesus, R (7, 6) OBP: 0.283, SLG: 0.249										1	0	1	2	0	0	0
Mike Krukow, R (1, 1) OBP: 0.167, SLG: 0.167			x 0-0 ① F7		x 0-0 ③ F8		x 0-0 1B 1-2 3-H 1B	x 0-0 E6 2-3 3-H		2	0	0	0	0	0	0
Sid Monge, S (6, 1)										0	0	0	0	0	0	0
Garry Maddox, R (7, PH) OBP: 0.308, SLG: 0.446										2	0	1	1	0	0	1
(7, 8)																

Inning Stats	1	2	3	4	5	6	7	8	9
R:	0	0	0	0	0	0	2	4	0
E:	0	0	0	0	0	0	0	1	0
K:	1	0	0	1	2	0	1	0	1
S:	6	3	3	6	7	3	9	7	7
H:	1	0	0	1	0	0	4	3	2
LOB:	2	0	0	1	0	0	2	2	2
BB:	1	0	0	0	0	0	0	2	0
P:	10	3	3	6	7	3	9	15	7

1B:	9	
2B:	2	
3B:	0	
HR:	0	
SF:	0	
SAC:	0	
DP:	0	
HBP:	0	
WP:	0	
PB:	0	
SB:	1	
CS:	0	
PA:	42	

PITCHER		IP	WLS	BF	H	R	ER	SO	BB	IBB	HBP	BLK	WP	HR	S	P	ERA	WHIP
Don Sutton, R ERA: 2.96	(1, 1)	7.2		35	9	6	5	5	3	0	0	0	0	0	42	54	5.87	1.565
Vern Ruhle, R ERA: 3.6	(8, 1)	1.1	W	7	2	0	0	1	0	0	0	0	0	0	9	9	0.00	1.500

PITCHER	IP	WLS	BF	H	R	ER	SO	BB	IBB	HBP	BLK	WP	HR	S	P	ERA	WHIP

TOP

Philadelphia Phillies @ Houston Astros

Astrodome, Houston, TX

Sun Jun 06 1982, 8:05 PM EDT

Att. 21,374 - Unknown

livebaseballscorecards.com

AB	39
R	6
H	11
RBI	5
BB	3
SO	6
LOB	19

BOTTOM

Philadelphia Phillies @ Houston Astros

Astrodome, Houston, TX

Sun Jun 06 1982, 8:05 PM EDT

Att. 21,374 - Unknown

Batter	1	2	3	4	5	6	7	8	9	AB	R	H	RBI	BB	SO	LOB
Denny Walling, L (1, 3) OBP: 0.269, SLG: 0.224	4-3			4-3		E6 1B FC6-4 1-3	FC1-6 S 6-3-2 1-2f		FC4-6 1B 1B 2-H 3-H	4	1	0	0	0	0	2
Kiko Garcia, R (9, PH) OBP: 0.231, SLG: 0.294										0	0	0	0	0	0	0
Danny Heep, L (9, PH) OBP: 0.314, SLG: 0.377										1	1	1	2	0	0	0
Terry Puhl, L (1, 9) OBP: 0.315, SLG: 0.370	4-3			F8		FC6-4 S 2B 1-3 3-H 1B	BBBB BB 1-2		FC4-6 1-2 1B	4	1	2	1	1	0	0
Ray Knight, R (1, 5) OBP: 0.348, SLG: 0.455	6-3			1B 1B		4-3 1-2	6-3-2 2-Hf		FC4-6 1B IBB 1-2f 2-3	5	0	1	0	0	0	6
Jose Cruz, L (1, 7) OBP: 0.326, SLG: 0.386		F7		1-2 1B		FC6-4 IBB 4-0		G6-4-3 1B	1B 1-2 IBB 4-0	3	0	2	0	2	0	0
Phil Garner, R (1, 4) OBP: 0.313, SLG: 0.421		K		L4		FC6-4 S 2B 1-2f 2-3 3-H		F8	1-2 2-3 3-H 1B	5	1	1	2	0	1	5
Alan Ashby, S (1, 2) OBP: 0.329, SLG: 0.452		K			K	1B 2B 1-H 3-H		G6-4-3 1-2f		4	0	1	2	0	2	1
Tony Scott, S (1, 8) OBP: 0.289, SLG: 0.320			G3		4-3	IBB 4-0			5-3	3	0	0	0	1	0	0
Craig Reynolds, L (1, 6) OBP: 0.295, SLG: 0.274			4-3		F8	4-3			2B 1B	3	0	0	0	0	0	2
Dickie Thon, R (9, PH) OBP: 0.310, SLG: 0.325										1	1	1	0	0	0	0
Don Sutton, R (1, 1) OBP: 0.241, SLG: 0.214			6-3			E 1B 1B	FC1-6 1B		1-3 1B 2B	3	1	2	0	0	0	0
Vern Ruhle, R (8, 1) OBP: 0.308, SLG: 0.182										0	0	0	0	0	0	0
Alan Knicely, R (9, PH) OBP: 0.290, SLG: 0.231										1	0	1	0	0	0	0
Scott Loucks, R (9, PR)										0	1	0	0	0	0	0

Inning Stats	1	2	3	4	5	6	7	8	9
	R: 0 E: 0 K: 0 S: 3	H: 0 LOB: 0 BB: 0 P: 3	R: 0 E: 0 K: 2 S: 7	H: 0 LOB: 0 BB: 0 P: 7	R: 0 E: 0 K: 0 S: 3	H: 0 LOB: 0 BB: 0 P: 3	R: 0 E: 0 K: 0 S: 5	H: 2 LOB: 2 BB: 0 P: 5	R: 0 E: 0 K: 1 S: 5	H: 0 LOB: 0 BB: 0 P: 5	R: 4 E: 1 K: 0 S: 7	H: 3 LOB: 2 BB: 2 P: 15	R: 0 E: 0 K: 0 S: 3	H: 1 LOB: 1 BB: 1 P: 7	R: 0 E: 0 K: 0 S: 3	H: 1 LOB: 0 BB: 0 P: 3	R: 3 E: 0 K: 0 S: 7	H: 5 LOB: 3 BB: 1 P: 11

1B: 10	SF: 0	WP: 0
2B: 3	SAC: 0	PB: 0
3B: 0	DP: 2	SB: 3
HR: 0	HBP: 0	CS: 0

PA: 41

AB	37
R	7
H	12
RBI	7
BB	4
SO	3
LOB	16

livebaseballscorecards.com

PITCHER		IP	WLS	BF	H	R	ER	SO	BB	IBB	HBP	BLK	WP	HR	S	P	ERA	WHIP
Mike Krukow, R ERA: 2.84	(1, 1)	5.2		25	5	4	1	3	0	2	0	0	0	0	29	37	1.59	0.882
Sid Monge, L ERA: 4.34	(6, 1)	0.1		1	0	0	0	0	0	0	0	0	0	0	1	1	0.00	0.000
Ed Farmer, R ERA: 6.29	(7, 1)	1.0		4	1	0	0	0	1	0	0	0	0	0	3	7	0.00	2.000
Sparky Lyle, L ERA: 2.7	(8, 1)	1.1		6	3	2	2	0	0	0	0	0	0	0	6	6	13.50	2.250
Warren Brusstar, R ERA: 4.19	(9, 1)	0.1	L	5	3	1	1	0	0	1	0	0	0	0	4	8	27.00	9.000

PITCHER		IP	WLS	BF	H	R	ER	SO	BB	IBB	HBP	BLK	WP	HR	S	P	ERA	WHIP

Chicago Cubs @ Philadelphia Phillies

Veterans Stadium, Philadelphia, PA

Mon Jun 07 1982, 7:05 PM EDT

Att. 30,146 - Unknown

TOP

livebaseballscorecards.com

Batter	1	2	3	4	5	6	7	8	9	AB	R	H	RBI	BB	SO	LOB
Bump Wills, S (1, 4) OBP: 0.359, SLG: 0.385	K		K		23 6-3 1B; 23 S 1B		FC1-6; 23 CS; 1-2f			4	1	1	0	0	2	2
23 Ryne Sandberg, R (1, 5) OBP: 0.255, SLG: 0.286	F9		FC6-4; CS; 1-2f		6-3; 1-3		1-2; 1B			4	0	1	0	0	0	2
Bill Buckner, L (1, 3) OBP: 0.315, SLG: 0.358	F8		CS; 1-2	S; HR; HBP	WP; S; 3-H; 1B		K			3	1	1	1	0	1	1
Keith Moreland, R (1, 9) OBP: 0.351, SLG: 0.481		FC4-6; 1B		5-3; 1-2	K; 1-3			K		4	0	1	0	0	2	2
Leon Durham, L (1, 8) OBP: 0.351, SLG: 0.433		FC4-6; S; 1-2f; 2B		HR; 2-H		F7		K		4	2	1	2	0	1	1
Jay Johnstone, L (1, 7) OBP: 0.344, SLG: 0.423 Bill Campbell, R (8, 1)		1-H; 2B		HR		G5-3; BB; 1B		1-4-3		4 0	1 0	3 0	2 0	0 0	0 0	0 0
Larry Bowa, S (1, 6) OBP: 0.247, SLG: 0.256		L6		F8		BB; 1-2			F6	3	0	0	0	1	0	1
Jody Davis, R (1, 2) OBP: 0.244, SLG: 0.327 Bob Molinaro, L (9, PH) OBP: 0.308, SLG: 0.182		F3		5-3		G5-3; 2-3f			4-3	3 1	0 0	0 0	0 0	0 0	0 0	3 0
Dickie Noles, R (1, 1) OBP: 0.143, SLG: 0.154 Steve Henderson, R (7, PH) OBP: 0.308, SLG: 0.300 Lee Smith, R (7, 1) Scot Thompson, L (8, 7) OBP: 0.400, SLG: 0.333			23 FC6-4; BB	F4			E6; FC1-6		F7	1 1 0 1	0 0 0 0	0 0 0 0	0 0 0 0	1 0 0 0	0 0 0 0	0 0 0 0

Inning Stats	1	2	3	4	5	6	7	8	9
	R: 0 E: 0 K: 1 S: 5	H: 0 LOB: 0 BB: 0 P: 5	R: 1 E: 0 K: 0 S: 5	H: 2 LOB: 1 BB: 0 P: 5	R: 0 E: 0 K: 1 S: 4	H: 0 LOB: 0 BB: 1 P: 8	R: 3 E: 0 K: 0 S: 5	H: 2 LOB: 0 BB: 0 P: 6	R: 1 E: 0 K: 1 S: 7	H: 2 LOB: 1 BB: 0 P: 7	R: 0 E: 0 K: 0 S: 3	H: 1 LOB: 1 BB: 1 P: 7	R: 0 E: 1 K: 1 S: 6	H: 1 LOB: 1 BB: 0 P: 6	R: 0 E: 0 K: 2 S: 7	H: 0 LOB: 0 BB: 0 P: 7	R: 0 E: 0 K: 0 S: 3	H: 0 LOB: 0 BB: 0 P: 3

AB	33
R	5
H	8
RBI	5
BB	2
SO	6
LOB	12

1B: 5	SF: 0
2B: 1	SAC: 0
3B: 0	DP: 1
HR: 2	HBP: 1

WP: 1	PA: 37
PB: 0	
SB: 4	
CS: 2	

PITCHER		IP	WLS	BF	H	R	ER	SO	BB	IBB	HBP	BLK	WP	HR	S	P	ERA	WHIP
Dick Ruthven, R ERA: 2.89	(1, 1)	5.0		22	6	5	5	3	1	0	1	0	1	2	26	31	9.00	1.400
Sid Monge, L ERA: 3.74	(6, 1)	3.0	W	11	2	0	0	3	1	0	0	0	0	0	16	20	0.00	1.000
Ed Farmer, R ERA: 6.04	(9, 1)	1.0	S	3	0	0	0	0	0	0	0	0	0	0	3	3	0.00	0.000

PITCHER	IP	WLS	BF	H	R	ER	SO	BB	IBB	HBP	BLK	WP	HR	S	P	ERA	WHIP

Batter	1	2	3	4	5	6	7	8	9	AB	R	H	RBI	BB	SO	LOB
Bob Dernier, R (1, 9) OBP: 0.382, SLG: 0.380	F8		F3	1B 2-H 3-H			CS 1B	F8		5	0	2	1	0	0	2
Pete Rose, S (1, 3) OBP: 0.323, SLG: 0.338	F7		2B		F6		6-3 1-2			4	0	1	0	0	0	1
Gary Matthews, R (1, 7) OBP: 0.316, SLG: 0.364	F5		5-3		5-3					4	0	0	0	0	0	1
Ozzie Virgil, R (9, 2) OBP: 0.231, SLG: 0.308										0	0	0	0	0	0	0
Mike Schmidt, R (1, 5) OBP: 0.456, SLG: 0.508		2B BB		BB 1B BB	HR			5-3		2	3	1	1	2	0	0
Bo Diaz, R (1, 2) OBP: 0.355, SLG: 0.517		2B 1-H		K	1-3			1B 1B		4	0	2	1	0	1	1
Luis Aguayo, R (8, PR) OBP: 0.286, SLG: 0.421										0	1	0	0	0	0	0
Ed Farmer, R (9, 1)										0	0	0	0	0	0	0
Garry Maddox, R (1, 8) OBP: 0.314, SLG: 0.448		G3		BB BB SF9 1-2 1B		F7		F9 1B E 1-2 1B		4	2	2	0	0	0	1
Manny Trillo, R (1, 4) OBP: 0.306, SLG: 0.301		1-3		SF9 BB 1B 1-2 2-3 BB				E 1-2 2-H 1B		3	1	2	1	1	0	1
Ivan De Jesus, R (1, 6) OBP: 0.282, SLG: 0.245		2-3		SF9 1B 1-2 2-3 3-H BB		F9		F9 2-3		3	0	0	1	1	0	4
Dick Ruthven, R (1, 1) OBP: 0.080, SLG: 0.083			K	SF9 1-2 2-3 3-H		K		E6 1-2 3-H		1	0	0	1	0	1	0
Sid Monge, S (6, 1)										1	0	0	0	0	1	1
Greg Gross, L (8, PH) OBP: 0.395, SLG: 0.303 (9, 7)										1	0	0	0	0	0	1
Inning Stats	R: 0 E: 0 K: 0 S: 3 H: 0 LOB: 0 BB: 0 P: 3	R: 1 E: 0 K: 0 S: 4 H: 1 LOB: 1 BB: 1 P: 8	R: 0 E: 0 K: 1 S: 6 H: 1 LOB: 1 BB: 0 P: 6	R: 3 E: 0 K: 1 S: 6 H: 2 LOB: 2 BB: 3 P: 18	R: 1 E: 0 K: 0 S: 4 H: 1 LOB: 0 BB: 0 P: 4	R: 0 E: 0 K: 1 S: 6 H: 1 LOB: 1 BB: 0 P: 6	R: 0 E: 0 K: 0 S: 3 H: 1 LOB: 0 BB: 0 P: 3	R: 2 E: 1 K: 0 S: 7 H: 3 LOB: 2 BB: 0 P: 7		1B: 7 2B: 2 3B: 0 HR: 1 SF: 1 SAC: 0 DP: 0 HBP: 0					WP: 0 PB: 0 SB: 0 CS: 1 PA: 37	

PITCHER		IP	WLS	BF	H	R	ER	SO	BB	IBB	HBP	BLK	WP	HR	S	P	ERA	WHIP
Dickie Noles, R ERA: 4.04	(1, 1)	6.0		27	6	5	5	3	4	0	0	0	0	1	29	45	7.50	1.667
Lee Smith, R ERA: 2.83	(7, 1)	1.2	L	9	4	2	1	0	0	0	0	0	0	0	9	9	5.40	2.400
Bill Campbell, R ERA: 2.87	(8, 1)	0.1		1	0	0	0	0	0	0	0	0	0	0	1	1	0.00	0.000

PITCHER	IP	WLS	BF	H	R	ER	SO	BB	IBB	HBP	BLK	WP	HR	S	P	ERA	WHIP

BOTTOM

Chicago Cubs @ Philadelphia Phillies

Veterans Stadium, Philadelphia, PA

Mon Jun 07 1982, 7:05 PM EDT

Att. 30,146 - Unknown

livebaseballscorecards.com

AB	32
R	7
H	10
RBI	6
BB	4
SO	3
LOB	13

Batter	1	2	3	4	5	6	7	8	9	AB	R	H	RBI	BB	SO	LOB
Bump Wills, S (1, 4) OBP: 0.352, SLG: 0.376	S S S 0-3 ① K		x 0-0 ③ 4-3		x 0-0 ② FC6-4 23 S 1-2f			x 0-0 ① 4-3		4	0	0	0	0	1	2
23 Ryne Sandberg, R (1, 5) OBP: 0.255, SLG: 0.291 Bill Campbell, R (8, 1)	x 0-0 ② 6-3			x 0-0 1B 2B	x 0-0 ③ F8 1-2			x 0-0 ② 6-3		4	1	1	0	0	0	1
										0	0	0	0	0	0	0
Bill Buckner, L (1, 3) OBP: 0.309, SLG: 0.351	x 0-0 ③ L5			x 0-0 ① F7		x 0-0 ① 3-1		x 0-0 ③ 1-3		4	0	0	0	0	0	1
Keith Moreland, R (1, 9) OBP: 0.349, SLG: 0.476		x 0-0 G6-3 1B		x 0-0 ② 6-3		x 0-0 ② F9			x 0-0 ① F8	4	0	1	0	0	0	1
Leon Durham, L (1, 8) OBP: 0.349, SLG: 0.426		x 0-0 ① ② G6-3 1-2f		B B B B 4-0 1B BB		x 0-0 ③ F8			S S S 0-3 ② K	3	0	0	0	1	1	1
Jay Johnstone, L (1, 7) OBP: 0.343, SLG: 0.414 Gary Woods, R (9, PH) OBP: 0.325, SLG: 0.375		x 0-0 ③ G3		x 0-0 1-2 2-H 1B			x 0-0 ① F5		S S S 0-3 ③ K	3	0	1	1	0	0	0
										1	0	0	0	0	1	0
Larry Bowa, S (1, 6) OBP: 0.244, SLG: 0.251			x 0-0 ① F2	x 0-0 ③ G3			x 0-0 ② F6			3	0	0	0	0	0	2
Jody Davis, R (1, 2) OBP: 0.254, SLG: 0.330			B B B B 4-0 BB		x 0-0 FC6-4 1B		x 0-0 ③ 6-3			2	0	1	0	1	0	0
Tom Filer, R (1, 1) Mike Proly, R (4, 1) Dan Briggs, L (5, PH) OBP: 0.125, SLG: 0.125 Dick Tidrow, R (5, 1) Bob Molinaro, L (8, PH) OBP: 0.325, SLG: 0.294 Junior Kennedy, R (8, 5) OBP: 0.257, SLG: 0.273			S S S 0-3 ② K		S S S 0-3 ① K			x 0-0 HR		1	0	0	0	0	1	1
										0	0	0	0	0	0	0
										1	0	0	0	0	0	1
										0	0	0	0	0	0	0
										1	1	1	1	0	0	0
										0	0	0	0	0	0	0
Inning Stats	R: 0 E: 0 K: 1 S: 5 H: 0 LOB: 0 BB: 0 P: 5	R: 0 E: 0 K: 0 S: 3 H: 1 LOB: 0 BB: 0 P: 3	R: 0 E: 0 K: 1 S: 5 H: 0 LOB: 1 BB: 1 P: 9	R: 1 E: 0 K: 0 S: 5 H: 2 LOB: 2 BB: 1 P: 9	R: 0 E: 0 K: 1 S: 6 H: 1 LOB: 1 BB: 0 P: 6	R: 0 E: 0 K: 0 S: 3 H: 0 LOB: 0 BB: 0 P: 3	R: 0 E: 0 K: 0 S: 3 H: 0 LOB: 0 BB: 0 P: 3	R: 1 E: 0 K: 0 S: 4 H: 1 LOB: 0 BB: 0 P: 4	R: 0 E: 0 K: 2 S: 7 H: 0 LOB: 0 BB: 0 P: 7	1B: 3 2B: 1 3B: 0 HR: 1	SF: 0 SAC: 0 DP: 1 HBP: 0						

PITCHER	IP	WLS	BF	H	R	ER	SO	BB	IBB	HBP	BLK	WP	HR	S	P	ERA	WHIP
Marty Bystrom, R (1, 1) ERA: 2.25	8.0	W	30	5	2	2	3	2	0	0	0	0	1	34	42	2.25	0.875
Sparky Lyle, L (9, 1) ERA: 2.59	1.0	S	3	0	0	0	2	0	0	0	0	0	0	7	7	0.00	0.000

PITCHER	IP	WLS	BF	H	R	ER	SO	BB	IBB	HBP	BLK	WP	HR	S	P	ERA	WHIP

TOP

Chicago Cubs @ Philadelphia Phillies

Veterans Stadium, Philadelphia, PA

Tue Jun 08 1982, 7:05 PM EDT

Att. 30,289 - Unknown

livebaseballscorecards.com

AB	31
R	2
H	5
RBI	2
BB	2
SO	5
LOB	10

WP: 0	PA: 33
PB: 0	
SB: 1	
CS: 0	

Batter	1	2	3	4	5	6	7	8	9	AB	R	H	RBI	BB	SO	LOB
Bob Dernier, R (1, 9) OBP: 0.379, SLG: 0.377	4-3	1-3		L6-4 2-3			CS 1B			4	0	1	0	0	0	2
Pete Rose, S (1, 3) OBP: 0.322, SLG: 0.336	2B 1B		K	4-3			K 1-2			4	1	1	0	0	2	1
Gary Matthews, R (1, 7) OBP: 0.329, SLG: 0.394	1-H 2B		HR	1B			BB			3	1	3	2	1	0	0
Greg Gross, L (8, 7) OBP: 0.395, SLG: 0.303										0	0	0	0	0	0	0
Mike Schmidt, R (1, 5) OBP: 0.451, SLG: 0.496	K		1B 2B BB		F4		K			3	1	0	0	1	2	3
Ozzie Virgil, R (1, 2) OBP: 0.353, SLG: 0.438	BB		1-2 2B 1B		K			E8 2B		3	1	2	0	1	1	1
Luis Aguayo, R (8, PR) OBP: 0.286, SLG: 0.421										0	1	0	0	0	0	0
Sparky Lyle, L (9, 1) OBP: 0.500, SLG: 0.500										0	0	0	0	0	0	0
Garry Maddox, R (1, 8) OBP: 0.312, SLG: 0.450	F4		F6			F8		4-3 3-H 2B		4	0	1	1	0	0	4
Manny Trillo, R (1, 4) OBP: 0.310, SLG: 0.313		F6	1-H 2-H 2B			5-3 1B		4-3 2-3		4	0	2	2	0	0	2
Ivan De Jesus, R (1, 6) OBP: 0.282, SLG: 0.245		3-1		L6-4 SH1-3 1B		5-3 1-2		K		4	0	1	0	0	1	2
Marty Bystrom, R (1, 1)		BB		SH1-3 1-2		K		K		1	0	0	0	1	1	1
Bo Diaz, R (8, PH) OBP: 0.353, SLG: 0.514 (9, 2)										1	0	0	0	0	1	1
Inning Stats	R: 1 E: 0 K: 1 S: 7 H: 2 LOB: 2 BB: 1 P: 11	R: 0 E: 0 K: 0 S: 3 H: 0 LOB: 1 BB: 1 P: 7	R: 3 E: 0 K: 1 S: 7 H: 3 LOB: 1 BB: 1 P: 11	R: 0 E: 0 K: 0 S: 3 H: 1 LOB: 0 BB: 0 P: 3	R: 0 E: 0 K: 1 S: 6 H: 1 LOB: 1 BB: 0 P: 6	R: 0 E: 0 K: 1 S: 6 H: 1 LOB: 1 BB: 0 P: 6	R: 0 E: 0 K: 2 S: 7 H: 1 LOB: 1 BB: 1 P: 11	R: 1 E: 1 K: 2 S: 9 H: 2 LOB: 1 BB: 0 P: 9		1B: 6 2B: 5 3B: 0 HR: 1 SF: 0 SAC: 1 DP: 1 HBP: 0						

PITCHER		IP	WLS	BF	H	R	ER	SO	BB	IBB	HBP	BLK	WP	HR	S	P	ERA	WHIP
Tom Filer, R ERA: 12.0	(1, 1)	3.0	L	16	5	4	4	2	3	0	0	0	0	1	17	29	12.00	2.667
Mike Proly, R ERA:	(4, 1)	1.0		3	1	0	0	0	0	0	0	0	0	0	3	3	0.00	1.000
Dick Tidrow, R ERA: 4.22	(5, 1)	3.0		12	3	0	0	4	1	0	0	0	0	0	19	23	0.00	1.333
Bill Campbell, R ERA: 3.06	(8, 1)	1.0		5	2	1	1	2	0	0	0	0	0	0	9	9	9.00	2.000

PITCHER	IP	WLS	BF	H	R	ER	SO	BB	IBB	HBP	BLK	WP	HR	S	P	ERA	WHIP

BOTTOM

Chicago Cubs @ Philadelphia Phillies

Veterans Stadium, Philadelphia, PA

Tue Jun 08 1982, 7:05 PM EDT

Att. 30,289 - Unknown

livebaseballscorecards.com

AB	31
R	5
H	11
RBI	5
BB	4
SO	8
LOB	17

WP: 0 PB: 0 SB: 0 CS: 1 PA: 36

Chicago Cubs @ Philadelphia Phillies

Veterans Stadium, Philadelphia, PA

Wed Jun 09 1982, 7:05 PM EDT

Att. 31,099 - Unknown

TOP

livebaseballscorecards.com

Batter	1	2	3	4	5	6	7	8	9	AB	R	H	RBI	BB	SO	LOB
23 Ryne Sandberg, R (1, 5) OBP: 0.249, SLG: 0.284	K		K		K		FC5-4 S 1-2f		K	5	0	0	0	0	4	3
Junior Kennedy, R (1, 4) OBP: 0.244, SLG: 0.257	K		K		K		F8 1-2			4	0	0	0	0	3	2
Bill Buckner, L (1, 3) OBP: 0.321, SLG: 0.364	S 1B		FC5-4 1B			1B SF9 2B		BB CS		3	1	3	0	1	0	0
Keith Moreland, R (1, 9) OBP: 0.343, SLG: 0.467	6-3 1-2		FC5-4 1-2f			K		K 1-2		4	0	0	0	0	2	4
Gary Woods, R (1, 8) OBP: 0.347, SLG: 0.417		HR		BB CS		2-3 1B		1B		3	1	3	1	1	0	0
Steve Henderson, R (1, 7) OBP: 0.300, SLG: 0.293		K		K 1-2		SF9 3-H		K		3	0	0	1	0	3	2
Bill Campbell, R (8, 1)										0	0	0	0	0	0	0
Larry Bowa, S (1, 6) OBP: 0.244, SLG: 0.251		1B		F8		6-3			K	4	0	1	0	0	1	1
Jody Davis, R (1, 2) OBP: 0.262, SLG: 0.336		K			FC3-6 1B		K		1B	4	0	2	0	0	2	1
Bob Molinaro, L (9, PR) OBP: 0.325, SLG: 0.294										0	0	0	0	0	0	0
Fergie Jenkins, R (1, 1) OBP: 0.050, SLG: 0.050		K			FC3-6 1-2f		23 FC5-4 1B		F8	2	0	0	0	0	1	2
Hector Cruz, R (7, PH) OBP: 0.313, SLG: 0.286										1	0	1	0	0	0	0
Lee Smith, R (7, 1)										0	0	0	0	0	0	0
Dan Briggs, L (8, 7) OBP: 0.125, SLG: 0.125										0	0	0	0	0	0	0
Bump Wills, S (9, PH) OBP: 0.351, SLG: 0.374										1	0	0	0	0	0	1
Inning Stats	R: 0 E: 0 K: 2 S: 8 H: 1 LOB: 1 BB: 0 P: 8	R: 1 E: 0 K: 3 S: 11 H: 2 LOB: 1 BB: 0 P: 11	R: 0 E: 0 K: 2 S: 8 H: 1 LOB: 1 BB: 0 P: 8	R: 0 E: 0 K: 1 S: 4 H: 0 LOB: 0 BB: 1 P: 8	R: 0 E: 0 K: 2 S: 8 H: 1 LOB: 1 BB: 0 P: 8	R: 1 E: 0 K: 1 S: 7 H: 2 LOB: 1 BB: 0 P: 7	R: 0 E: 0 K: 1 S: 6 H: 1 LOB: 1 BB: 0 P: 6	R: 0 E: 0 K: 2 S: 7 H: 1 LOB: 1 BB: 1 P: 11	R: 0 E: 0 K: 2 S: 8 H: 1 LOB: 1 BB: 0 P: 8	1B: 8 2B: 1 3B: 0 HR: 1	SF: 1 SAC: 0 DP: 0 HBP: 0						

	AB	34
	R	2
	H	10
	RBI	2
	BB	2
	SO	16
	LOB	16

WP: 0 PB: 0 SB: 2 CS: 2 PA: 37

PITCHER	IP	WLS	BF	H	R	ER	SO	BB	IBB	HBP	BLK	WP	HR	S	P	ERA	WHIP
Steve Carlton, L (1, 1) ERA: 3.67	9.0	W	37	10	2	2	16	2	0	0	0	0	1	67	75	2.00	1.333

PITCHER	IP	WLS	BF	H	R	ER	SO	BB	IBB	HBP	BLK	WP	HR	S	P	ERA	WHIP

Batter	1	2	3	4	5	6	7	8	9	AB	R	H	RBI	BB	SO	LOB
Greg Gross, L (1, 9) (9, 7) OBP: 0.381, SLG: 0.297	1B SF9 1B		6-3		4-3		4-3			4	1	1	0	0	0	1
Pete Rose, S (1, 3) OBP: 0.325, SLG: 0.340	CS 1-3 1B		1B		4-3			F8		4	0	2	0	0	0	0
Gary Matthews, R (1, 7) OBP: 0.327, SLG: 0.390 Bob Dernier, R (9, 9) OBP: 0.379, SLG: 0.377	SF9 1-2 3-H		F9			6-3		BBBB 2-3 1B BB		2 0	1 0	0 0	1 0	1 0	0 0	1 0
Mike Schmidt, R (1, 5) OBP: 0.452, SLG: 0.515	SSS K			HR		BBBB 6-3 BB		2-3 1-2		3	1	1	1	1	1	1
Bo Diaz, R (1, 2) OBP: 0.361, SLG: 0.538		HR		F9 2B		6-3 1-2		IIII IBB 1B IBB		3	1	2	1	1	0	1
Garry Maddox, R (1, 8) OBP: 0.310, SLG: 0.444		F3		F4		1-3		IBB 1-2 2-H 1B		4	0	1	1	0	0	2
Manny Trillo, R (1, 4) OBP: 0.309, SLG: 0.307		6-3		F9 2-3			1-3	1-2 2-3 IBB		3	0	0	0	1	0	1
Ivan De Jesus, R (1, 6) OBP: 0.276, SLG: 0.240		5-3		F8			6-3	1-3		4	0	0	0	0	0	4
Steve Carlton, L (1, 1) OBP: 0.257, SLG: 0.371			5-3		F6		1B			3	0	1	0	0	0	0
Inning Stats	R: 1 H: 2 E: 0 LOB: 0 K: 1 BB: 0 S: 6 P: 6	R: 1 H: 1 E: 0 LOB: 0 K: 0 BB: 0 S: 4 P: 4	R: 0 H: 1 E: 0 LOB: 1 K: 0 BB: 0 S: 4 P: 4	R: 1 H: 2 E: 0 LOB: 1 K: 0 BB: 0 S: 5 P: 5	R: 0 H: 0 E: 0 LOB: 0 K: 0 BB: 0 S: 3 P: 3	R: 0 H: 0 E: 0 LOB: 1 K: 0 BB: 1 S: 3 P: 7	R: 0 H: 1 E: 0 LOB: 1 K: 0 BB: 0 S: 4 P: 4	R: 1 H: 1 E: 0 LOB: 3 K: 0 BB: 3 S: 4 P: 16		1B: 5 SF: 1 2B: 1 SAC: 0 3B: 0 DP: 0 HR: 2 HBP: 0				WP: 0 PA: 35 PB: 0 SB: 0 CS: 1		

BOTTOM

Chicago Cubs @ Philadelphia Phillies

Veterans Stadium, Philadelphia, PA

Wed Jun 09 1982, 7:05 PM EDT

Att. 31,099 - Unknown

livebaseballscorecards.com

AB	30
R	4
H	8
RBI	4
BB	4
SO	1
LOB	11

PITCHER		IP	WLS	BF	H	R	ER	SO	BB	IBB	HBP	BLK	WP	HR	S	P	ERA	WHIP
Fergie Jenkins, R ERA: 3.32	(1, 1)	6.0	L	24	6	3	3	1	1	0	0	0	0	2	25	29	4.50	1.167
Lee Smith, R ERA: 2.93	(7, 1)	1.2		10	2	1	1	0	1	2	0	0	0	0	7	19	5.40	1.800
Bill Campbell, R ERA: 3.03	(8, 1)	0.1		1	0	0	0	0	0	0	0	0	0	0	1	1	0.00	0.000

PITCHER	IP	WLS	BF	H	R	ER	SO	BB	IBB	HBP	BLK	WP	HR	S	P	ERA	WHIP

Batter	1	2	3	4	5	6	7	8	9	AB	R	H	RBI	BB	SO	LOB
Omar Moreno, L (1, 8) OBP: 0.296, SLG: 0.317	x 0-0 3B		x 0-0 ③ 4-3			SSS 0-3 ① K		SSS 0-3 ① K		4	0	1	0	0	2	0
Johnny Ray, S (1, 4) OBP: 0.355, SLG: 0.426	x 0-0 ① 5-3			x 0-0 1B 1B		x 0-0 ② G3		x 0-0 1B 1B		4	0	2	0	0	0	1
Bill Madlock, R (1, 5) OBP: 0.350, SLG: 0.426	x 0-0 ② G3			x 0-0 1-2 1B		x 0-0 2B		SSS 0-3 ② K		4	0	2	0	0	1	2
Jason Thompson, L (1, 3) OBP: 0.442, SLG: 0.595	SSS 0-3 ③ K			SSS 0-3 ① K		BBB 4-0 BB		x 0-0 1-3 1B		3	0	1	0	1	2	3
Mike Easler, L (1, 7) OBP: 0.370, SLG: 0.389		BBB 4-0 G4-3 BB		SSS 0-3 ② K		x 0-0 ③ 4-3		x 0-0 ③ L9		3	0	0	0	1	1	6
Tony Peña, R (1, 2) OBP: 0.322, SLG: 0.426		x 0-0 ①② G4-3 1-2f		x 0-0 ③ 1-3			x 0-0 1-3 SH1-4 1B		x 0-0 ① 5-3	4	0	1	0	0	0	3
Lee Lacy, R (1, 9) OBP: 0.382, SLG: 0.421		SSS 0-3 ③ K			x 0-0 CS 1B		x 0-0 ① SH1-4 1-2		x 0-0 HR	3	1	2	1	0	1	0
Dale Berra, R (1, 6) OBP: 0.256, SLG: 0.291 Willie Stargell, L (7, PH) OBP: 0.281, SLG: 0.185 Jim Smith, R (7, 6) OBP: 0.333, SLG: 0.346			x 0-0 ① F8		SSS 0-3 ①② K 1-2		x 0-0 ② 1-3 2-3		x 0-0 ② F4	2 1 1	0 0 0	0 0 0	0 0 0	0 0 0	1 0 0	1 1 0
John Candelaria, L (1, 1) OBP: 0.263, SLG: 0.316 Willie Montanez, L (7, PH) OBP: 0.333, SLG: 0.345 Kent Tekulve, R (7, 1)			SSS 0-3 ② K		SSS 0-3 ③ K		SSS 0-3 ③ K		x 0-0 ③ 1-3	2 1 1	0 0 0	0 0 0	0 0 0	0 0 0	2 1 0	0 1 0
Inning Stats	R: 0 H: 1 E: 0 LOB: 1 K: 1 BB: 0 S: 6 P: 6	R: 0 H: 0 E: 0 LOB: 0 K: 1 BB: 1 S: 4 P: 8	R: 0 H: 0 E: 0 LOB: 0 K: 1 BB: 0 S: 5 P: 5	R: 0 H: 2 E: 0 LOB: 2 K: 2 BB: 0 S: 9 P: 9	R: 0 H: 1 E: 0 LOB: 0 K: 2 BB: 0 S: 7 P: 7	R: 0 H: 1 E: 0 LOB: 2 K: 1 BB: 1 S: 6 P: 10	R: 0 H: 1 E: 0 LOB: 1 K: 1 BB: 0 S: 6 P: 6	R: 0 H: 2 E: 0 LOB: 2 K: 2 BB: 0 S: 9 P: 9	R: 1 H: 1 E: 0 LOB: 0 K: 0 BB: 0 S: 4 P: 4	1B: 6 SF: 0 2B: 1 SAC: 1 3B: 1 DP: 1 HR: 1 HBP: 0						

TOP

Pittsburgh Pirates @ Philadelphia Phillies
Veterans Stadium, Philadelphia, PA
Fri Jun 11 1982, 7:05 PM EDT
Att. 30,870 - Unknown

livebaseballscorecards.com

AB	33
R	1
H	9
RBI	1
BB	2
SO	11
LOB	18

WP: 0 PA: 36
PB: 0
SB: 0
CS: 1

PITCHER	IP	WLS	BF	H	R	ER	SO	BB	IBB	HBP	BLK	WP	HR	S	P	ERA	WHIP
Larry Christenson, R (1, 1) ERA: 3.5	9.0	L	36	9	1	1	11	2	0	0	0	0	1	56	64	1.00	1.222

PITCHER	IP	WLS	BF	H	R	ER	SO	BB	IBB	HBP	BLK	WP	HR	S	P	ERA	WHIP

Batter	1	2	3	4	5	6	7	8	9	AB	R	H	RBI	BB	SO	LOB
Bob Dernier, R (1, 9) OBP: 0.371, SLG: 0.368	1-3		L6			K		4-3		4	0	0	0	0	1	0
Pete Rose, S (1, 3) OBP: 0.328, SLG: 0.347	1-5-3		1B			BB, 2B		6-3		4	0	2	0	0	0	0
Gary Matthews, R (1, 7) OBP: 0.326, SLG: 0.384	BB		4-3			5-3		4-3		3	0	0	0	1	0	2
Mike Schmidt, R (1, 5) OBP: 0.453, SLG: 0.511	F4			K		BB, IBB			CS, 1B	3	0	1	0	1	1	1
Bo Diaz, R (1, 2) OBP: 0.358, SLG: 0.530		F9		L6		FC4-6, BB 1-2 2-3			4-3 1-2	3	0	0	0	1	0	1
Garry Maddox, R (1, 8) OBP: 0.301, SLG: 0.430		L3		4-3		FC4-6 1-2f			4-3	4	0	0	0	0	0	3
Manny Trillo, R (1, 4) OBP: 0.309, SLG: 0.307		1B			F9		F9			3	0	1	0	0	0	0
Ivan De Jesus, R (1, 6) OBP: 0.272, SLG: 0.236		2-3			L9		1-3			3	0	0	0	0	0	1
Larry Christenson, R (1, 1) OBP: 0.071, SLG: 0.107			K		K		F8			3	0	0	0	0	2	0
Inning Stats	R: 0 H: 0 E: 0 LOB: 1 K: 0 BB: 1 S: 3 P: 7	R: 0 H: 1 E: 0 LOB: 1 K: 0 BB: 0 S: 4 P: 4	R: 0 H: 1 E: 0 LOB: 1 K: 1 BB: 0 S: 6 P: 6	R: 0 H: 0 E: 0 LOB: 0 K: 1 BB: 0 S: 5 P: 5	R: 0 H: 0 E: 0 LOB: 0 K: 1 BB: 0 S: 5 P: 5	R: 0 H: 1 E: 0 LOB: 3 K: 1 BB: 2 S: 6 P: 14	R: 0 H: 0 E: 0 LOB: 0 K: 0 BB: 0 S: 3 P: 3	R: 0 H: 0 E: 0 LOB: 0 K: 0 BB: 0 S: 3 P: 3	R: 0 H: 1 E: 0 LOB: 0 K: 0 BB: 0 S: 3 P: 3	1B: 3 SF: 0 2B: 1 SAC: 0 3B: 0 DP: 0 HR: 0 HBP: 0						WP: 0 PA: 33 PB: 0 SB: 0 CS: 1	

PITCHER		IP	WLS	BF	H	R	ER	SO	BB	IBB	HBP	BLK	WP	HR	S	P	ERA	WHIP
John Candelaria, L ERA: 2.82	(1, 1)	6.0		24	3	0	0	4	2	1	0	0	0	0	29	41	0.00	0.833
Kent Tekulve, R ERA: 1.26	(7, 1)	3.0	W	9	1	0	0	0	0	0	0	0	0	0	9	9	0.00	0.333

PITCHER	IP	WLS	BF	H	R	ER	SO	BB	IBB	HBP	BLK	WP	HR	S	P	ERA	WHIP

BOTTOM

Pittsburgh Pirates @ Philadelphia Phillies
Veterans Stadium, Philadelphia, PA
Fri Jun 11 1982, 7:05 PM EDT
Att. 30,870 - Unknown

livebaseballscorecards.com

AB	30
R	0
H	4
RBI	0
BB	3
SO	4
LOB	8

Batter	1	2	3	4	5	6	7	8	9	AB	R	H	RBI	BB	SO	LOB
Omar Moreno, L (1, 8) OBP: 0.293, SLG: 0.312	6-3	F7		K 2-3		FC1-6 S 1-2f		BB S	SF8 3-H	4	0	0	1	1	1	5
Johnny Ray, S (1, 4) OBP: 0.350, SLG: 0.421	4-3 BB 1B	SF7 3-H		F7		K 1-2		K 1-2	6-3	5	0	1	1	0	2	4
Bill Madlock, R (1, 5) OBP: 0.360, SLG: 0.429	4-3 1-2 BB	1-2 2-H 1B			2B 1B	F7		IBB		3	1	2	1	2	0	1
Jason Thompson, L (1, 3) OBP: 0.436, SLG: 0.590	4-3 1-2 2-3	G3			1B 1-H FC6-4 2B		3-1	F2		5	1	1	1	0	0	6
Mike Easler, L (1, 7) OBP: 0.365, SLG: 0.383	F8		4-3		K		5-3 1B		K	5	0	1	0	0	2	3
Tony Peña, R (1, 2) OBP: 0.330, SLG: 0.431		E 1B 1B	6-3		FC6-4 2-3 1B		5-3 1-2		BB 2B 1B	5	2	3	0	0	0	1
Lee Lacy, R (1, 9) OBP: 0.376, SLG: 0.408		E6 1B S 1-3 SF7	F9		FC6-4 S 1-2f 3-H		1-6-3		2B 1-2 1B BB	4	2	0	1	1	0	3
Dale Berra, R (1, 6) OBP: 0.271, SLG: 0.327		1B 1-2 1B BB		WP SH1-4 1B	1-3 1-2			HR	1B 1-3 2-H SF8 2B	4	3	3	2	1	0	1
Manny Sarmiento, R (1, 1) OBP: 0.467, SLG: 0.385		1B 1-2 2-3 3-H 1B		SH1-4 1-2		FC1-6 BB		K	2-3 3-H 1B	3	0	2	2	1	1	0

| Inning Stats | | |

Batter	1	2	3	4	5	6	7	8	9	AB	R	H	RBI	BB	SO	LOB
Bob Dernier, R (1, 9) OBP: 0.364, SLG: 0.360	S S S 0-3 ① K		S S S 0-3 ① K		x 0-0 ③ F8			x 0-0 ①② G1-6-3 1-2f		4	0	0	0	0	2	1
Pete Rose, S (1, 3) OBP: 0.327, SLG: 0.345	x 0-0 ② F8		x 0-0 G5-4-3 1B			x 0-0 ① F8		x 0-0 ③ F7		4	0	1	0	0	0	0
Gary Matthews, R (1, 7) OBP: 0.325, SLG: 0.379	B B B B 4-0 BB		x 0-0 ②③ G5-4-3 1-2f			x 0-0 ② 4-3			x 0-0 ① 6-3	3	0	0	0	1	0	1
Mike Schmidt, R (1, 5) OBP: 0.449, SLG: 0.511	x 0-0 ③ F7			x 0-0 4-3 SF8 2B		x 0-0 ③ 6-3			x 0-0 ② F8	4	1	1	0	0	0	1
Bo Diaz, R (1, 2) OBP: 0.361, SLG: 0.545		x 0-0 HR		x 0-0 ① 4-3 2-3			x 0-0 E5 F9 1B		x 0-0 ③ F2	4	1	2	1	0	0	1
Garry Maddox, R (1, 8) OBP: 0.294, SLG: 0.423		x 0-0 ① F3		x 0-0 ② SF8 3-H			x 0-0 ① 6-3			2	0	0	1	0	0	1
Manny Trillo, R (1, 4) OBP: 0.304, SLG: 0.302		x 0-0 ② F7		x 0-0 ③ F6			x 0-0 ② F9 2-3			3	0	0	0	0	0	1
Ivan De Jesus, R (1, 6) OBP: 0.273, SLG: 0.237		x 0-0 1B			x 0-0 ① 4-3		x 0-0 ③ F8			3	0	1	0	0	0	1
Mike Krukow, R (1, 1) OBP: 0.160, SLG: 0.160 Porfi Altamirano, R (5, 1) OBP: 0.333, SLG: 0.333 George Vukovich, L (5, PH) OBP: 0.291, SLG: 0.321 Sid Monge, S (6, 1) Greg Gross, L (8, PH) OBP: 0.395, SLG: 0.316 Ed Farmer, R (9, 1)	S S S 0-3 ③ K				S S S 0-3 ② K			x 0-0 G1-6-3 1B		1 0 1 0 1 0	0 0 0 0 0 0	0 0 0 0 1 0	0 0 0 0 0 0	0 0 1 0 0 0	1 0 0 0 0 0	1 0 0 0 0 0
Inning Stats	R: 0 H: 0 E: 0 LOB: 1 K: 1 BB: 1 S: 5 P: 9	R: 1 H: 2 E: 0 LOB: 1 K: 1 BB: 0 S: 7 P: 7	R: 0 H: 1 E: 0 LOB: 0 K: 1 BB: 0 S: 5 P: 5	R: 1 H: 1 E: 0 LOB: 0 K: 0 BB: 0 S: 4 P: 4	R: 0 H: 0 E: 0 LOB: 0 K: 1 BB: 0 S: 5 P: 5	R: 0 H: 0 E: 0 LOB: 0 K: 0 BB: 0 S: 3 P: 3	R: 0 H: 1 E: 1 LOB: 1 K: 0 BB: 0 S: 4 P: 4	R: 0 H: 1 E: 0 LOB: 0 K: 0 BB: 0 S: 3 P: 3	R: 0 H: 0 E: 0 LOB: 0 K: 0 BB: 0 S: 3 P: 3	1B: 4 SF: 1 2B: 1 SAC: 0 3B: 0 DP: 2 HR: 1 HBP: 0					WP: 0 PA: 32 PB: 0 SB: 0 CS: 0	

PITCHER		IP	WLS	BF	H	R	ER	SO	BB	IBB	HBP	BLK	WP	HR	S	P	ERA	WHIP
Manny Sarmiento, R ERA: 1.72	(1, 1)	9.0	W	32	6	2	2	4	1	0	0	0	0	1	39	43	2.00	0.778

PITCHER	IP	WLS	BF	H	R	ER	SO	BB	IBB	HBP	BLK	WP	HR	S	P	ERA	WHIP

BOTTOM

Pittsburgh Pirates @ Philadelphia Phillies
Veterans Stadium, Philadelphia, PA
Sat Jun 12 1982, 7:05 PM EDT
Att. 28,665 - Unknown

livebaseballscorecards.com

AB	30
R	2
H	6
RBI	2
BB	1
SO	4
LOB	8

Philadelphia Phillies @ Chicago Cubs

Wrigley Field, Chicago, IL

Mon Jun 14 1982, 3:33 AM CDT

Att. 10,797 - Sunny - 84 F

TOP

livebaseballscorecards.com

Batter	1	2	3	4	5	6	7	8	9	AB	R	H	RBI	BB	SO	LOB
Bob Dernier, R (1, 9) OBP: 0.365, SLG: 0.361	4-3			5-3	K		E5 E 1B		HR 1B	5	2	2	0	0	1	1
Pete Rose, S (1, 3) OBP: 0.332, SLG: 0.361	F8			CS HBP		HR	F7		HR 1B	4	2	2	1	0	0	1
Gary Matthews, R (1, 7) OBP: 0.326, SLG: 0.390	K			K		5-3	FC5-4 BB		HR	4	1	1	3	1	2	1
Mike Schmidt, R (1, 5) OBP: 0.448, SLG: 0.528		6-3			E6 E 2B	HR	FC5-4		6-3 WP 6-3 1B	5	3	2	1	0	0	1
Bo Diaz, R (1, 2) OBP: 0.353, SLG: 0.531		K			E5 2B SF9	1-3	K		6-3	5	1	0	0	0	2	3
Garry Maddox, R (1, 8) OBP: 0.298, SLG: 0.430		K			SF9 SF9 2B	1B 1B		F8	6-3	5	2	2	2	0	1	0
Manny Trillo, R (1, 4) OBP: 0.307, SLG: 0.305			L7		FC5 SF9	1B		4-3	FC6-4 1B	5	0	2	0	0	0	2
Ivan De Jesus, R (1, 6) OBP: 0.271, SLG: 0.236			K		SF9	1B		E6	FC6-4	1	0	0	1	0	1	0
Greg Gross, L (6, PH) OBP: 0.409, SLG: 0.333										1	0	1	1	0	0	0
Luis Aguayo, R (6, 6) OBP: 0.261, SLG: 0.381										2	0	0	0	0	0	1
Steve Carlton, L (1, 1) OBP: 0.250, SLG: 0.361			L4		SF9	K		F8		1	0	0	0	0	0	0
Porfi Altamirano, R (4, 1) OBP: 0.333, SLG: 0.333										0	0	0	0	0	0	0
George Vukovich, L (5, PH) OBP: 0.287, SLG: 0.321										0	0	0	1	0	0	0
Sid Monge, S (5, 1)										0	0	0	0	0	0	0
Dick Davis, R (6, PH) OBP: 0.300, SLG: 0.448										1	0	0	0	0	1	2
Warren Brusstar, R (6, 1)										0	0	0	0	0	0	0
Ozzie Virgil, R (8, PH) OBP: 0.333, SLG: 0.412										1	0	0	0	0	0	1
Sparky Lyle, L (8, 1) OBP: 0.500, SLG: 0.500										0	0	0	0	0	0	0
Inning Stats	R: 0 E: 0 K: 1 S: 5 H: 0 LOB: 0 BB: 0 P: 5	R: 0 E: 0 K: 2 S: 7 H: 0 LOB: 0 BB: 0 P: 7	R: 0 E: 0 K: 1 S: 5 H: 0 LOB: 0 BB: 0 P: 5	R: 0 E: 0 K: 1 S: 4 H: 0 LOB: 1 BB: 0 P: 5	R: 3 E: 3 K: 1 S: 9 H: 1 LOB: 1 BB: 0 P: 9	R: 3 E: 0 K: 1 S: 10 H: 5 LOB: 2 BB: 0 P: 10	R: 1 E: 2 K: 1 S: 6 H: 1 LOB: 1 BB: 1 P: 10	R: 0 E: 1 K: 0 S: 4 H: 0 LOB: 1 BB: 0 P: 4	R: 4 E: 0 K: 0 S: 8 H: 5 LOB: 1 BB: 0 P: 8	1B: 8 2B: 2 3B: 0 HR: 3 SF: 2 SAC: 0 DP: 1 HBP: 1	WP: 1 PB: 0 SB: 0 CS: 1 PA: 44					

	AB	40
	R	11
	H	12
	RBI	10
	BB	1
	SO	8
	LOB	13

PITCHER		IP	WLS	BF	H	R	ER	SO	BB	IBB	HBP	BLK	WP	HR	S	P	ERA	WHIP
Fergie Jenkins, R ERA: 3.41	(1, 1)	5.2	W	25	5	6	3	6	0	0	1	0	0	2	36	37	4.76	0.882
Dick Tidrow, R ERA: 4.84	(6, 1)	2.1		13	4	3	2	2	1	0	0	0	0	0	16	20	7.71	2.143
Bill Campbell, R ERA: 3.68	(9, 1)	1.0		6	3	2	2	0	0	0	0	0	1	1	6	6	18.00	3.000

PITCHER		IP	WLS	BF	H	R	ER	SO	BB	IBB	HBP	BLK	WP	HR	S	P	ERA	WHIP

BOTTOM

Philadelphia Phillies @ Chicago Cubs

Wrigley Field, Chicago, IL

Mon Jun 14 1982, 3:33 AM CDT

Att. 10,797 - Sunny - 84 F

livebaseballscorecards.com

Batter	1	2	3	4	5	6	7	8	9	AB	R	H	RBI	BB	SO	LOB
Bump Wills, S (1, 4) OBP: 0.351, SLG: 0.391	K	1B 1B 2-3 3-H 1B		CS 1B	2-H 3-H HR		CS 1B			5	2	4	4	0	1	0
Junior Kennedy, R (8, 4) OBP: 0.241, SLG: 0.254										0	0	0	0	0	0	0
Gary Woods, R (1, 8) OBP: 0.343, SLG: 0.409	6-3	1B 1B 1-3 3-H 1B		BLK E 1-2 BB	2B		5-3 1-2			4	2	2	1	1	0	1
Bill Buckner, L (1, 3) OBP: 0.329, SLG: 0.367	E8 1B	IBB 1B 1-3 3-H 1B		E1 1-H 1B	L9			HR 1B		5	2	3	2	0	0	1
Keith Moreland, R (1, 7) OBP: 0.348, SLG: 0.471	1-2 1B	1B 1-2 IBB		P6		G4-6-3 1B		F9		3	0	2	0	1	0	1
Scot Thompson, L (7, 7) OBP: 0.333, SLG: 0.250										1	0	0	0	0	0	1
Leon Durham, L (1, 9) OBP: 0.352, SLG: 0.447	K	1-3 2-H 3-H 1B		P6		G4-6-3 1-2f		1-H HR		5	1	2	4	0	1	4
Jody Davis, R (1, 2) OBP: 0.267, SLG: 0.368		F9 F9			1B HR 2B	HR		5-3		5	2	2	1	0	0	2
Larry Bowa, S (1, 6) OBP: 0.257, SLG: 0.261		23 2B 1B 1B	K		23 5-3 HR 2-3 1B	23 WP 1B		6-3		5	2	3	0	0	1	0
23 Ryne Sandberg, R (1, 5) OBP: 0.248, SLG: 0.290		1B 1B 1-3 2B	K		5-3 1-2	K 1-2				4	1	1	0	0	2	3
Fergie Jenkins, R (1, 1) OBP: 0.043, SLG: 0.043	K	K	K		K		K			3	0	0	0	0	3	4
Dick Tidrow, R (6, 1)										1	0	0	0	0	1	0
Bill Campbell, R (9, 1)										0	0	0	0	0	0	0
Inning Stats	R: 0 E: 1 K: 2 S: 9 H: 1 LOB: 2 BB: 0 P: 9	R: 5 E: 0 K: 1 S: 11 H: 6 LOB: 2 BB: 1 P: 15	R: 0 E: 0 K: 3 S: 9 H: 0 LOB: 0 BB: 0 P: 9	R: 1 E: 1 K: 0 S: 4 H: 2 LOB: 1 BB: 1 P: 8	R: 3 E: 0 K: 1 S: 9 H: 4 LOB: 1 BB: 0 P: 9	R: 1 E: 0 K: 1 S: 7 H: 3 LOB: 1 BB: 0 P: 7	R: 0 E: 0 K: 1 S: 5 H: 1 LOB: 0 BB: 0 P: 5	R: 2 E: 0 K: 0 S: 5 H: 2 LOB: 0 BB: 0 P: 5		1B: 13 2B: 3 3B: 0 HR: 3 SF: 0 SAC: 0 DP: 1 HBP: 0						

	AB	41
	R	12
	H	19
	RBI	12
	BB	2
	SO	9
	LOB	17

WP: 1 PB: 0 SB: 0 CS: 2 PA: 43

PITCHER		IP	WLS	BF	H	R	ER	SO	BB	IBB	HBP	BLK	WP	HR	S	P	ERA	WHIP
Steve Carlton, L ERA: 4.06	(1, 1)	3.1	L	21	9	6	6	6	1	1	0	1	0	0	31	39	16.20	3.000
Porfi Altamirano, R ERA: 2.45	(4, 1)	0.2		2	0	0	0	0	0	0	0	0	0	0	2	2	0.00	0.000
Sid Monge, L ERA: 4.56	(5, 1)	1.0		7	4	3	3	1	0	0	0	0	0	1	9	9	27.00	4.000
Warren Brusstar, R ERA: 4.22	(6, 1)	2.0		8	4	1	1	2	0	0	0	0	1	1	12	12	4.50	2.000
Sparky Lyle, L ERA: 3.2	(8, 1)	1.0		5	2	2	2	0	0	0	0	0	0	1	5	5	18.00	2.000

PITCHER	IP	WLS	BF	H	R	ER	SO	BB	IBB	HBP	BLK	WP	HR	S	P	ERA	WHIP

Batter	1	2	3	4	5	6	7	8	9	AB	R	H	RBI	BB	SO	LOB
Bob Dernier, R (1, 9) OBP: 0.365, SLG: 0.362	x 0-0 ① L8			x 0-0 1B FC5-2 1B		x 0-0 ① F7	x 0-0 1-2 2-H 1B		S S S 0-3 ① K	5	0	2	1	0	1	0
Pete Rose, S (1, 3) OBP: 0.333, SLG: 0.362	x 0-0 ② F8			x 0-0 BB FC5-2 1-3 FC6-4 1B		x 0-0 2B 1B 1B	x 0-0 ② L8		x 0-0 ② L7	5	2	2	0	0	0	2
Gary Matthews, R (1, 7) OBP: 0.320, SLG: 0.381	x 0-0 ③ F9			x 0-0 ① FC5-2 FC6-4 BB 1-2 3-H		x 0-0 ② F9	x 0-0 ③ F9		x 0-0 ③ 4-3	5	0	0	0	0	0	5
Mike Schmidt, R (1, 5) OBP: 0.454, SLG: 0.535		x 0-0 ① 5-3		B B B 4-0 FC6-4 1-2 2-3 BB		x 0-0 1-3 1B 2B		B B B 4-0 1B 1B BB		2	1	1	0	2	0	0
Bo Diaz, R (1, 2) OBP: 0.351, SLG: 0.525		S S S 0-3 ② K		x 0-0 ② FC6-4 1-2f 2-3 3-H		x 0-0 ③ 2-H 3-H 1B		x 0-0 ① F3		4	0	1	3	0	1	3
Garry Maddox, R (1, 8) OBP: 0.303, SLG: 0.428		x 0-0 ③ 6-3		x 0-0 ③ F7			B B B 4-0 1B 1B BB	x 0-0 1-2 1B 1B		3	1	1	0	1	0	2
Manny Trillo, R (1, 4) OBP: 0.311, SLG: 0.309			x 0-0 ① F9		x 0-0 ① F8		x 0-0 1-2 1B 1B 1B	x 0-0 1-2 2-3 1B		4	1	2	0	0	0	0
Ivan De Jesus, R (1, 6) OBP: 0.275, SLG: 0.241			x 0-0 CS 1B		x 0-0 ② L8		x 0-0 1-2 2-H 1B 1B	x 0-0 ② L9		4	0	2	1	0	0	3
Dick Ruthven, R (1, 1) OBP: 0.074, SLG: 0.077			x 0-0 ② ③ 4-3 1-2		x 0-0 ③ 5-3		x 0-0 ① F9	x 0-0 ③ L8		2	0	0	0	0	0	1
Porfi Altamirano, R (5, 1) OBP: 0.333, SLG: 0.333										0	0	0	0	0	0	0
Greg Gross, L (7, PH) OBP: 0.409, SLG: 0.333										0	0	0	0	0	0	0
Dick Davis, R (7, PH) OBP: 0.296, SLG: 0.441										1	0	0	0	0	0	2
Ed Farmer, R (7, 1)										0	0	0	0	0	0	0
George Vukovich, L (8, PH) OBP: 0.284, SLG: 0.316										1	0	0	0	0	0	3
Warren Brusstar, R (8, 1)										0	0	0	0	0	0	0
Inning Stats	R: 0 E: 0 K: 0 S: 3 H: 0 LOB: 0 BB: 0 P: 3	R: 0 E: 0 K: 1 S: 5 H: 0 LOB: 0 BB: 0 P: 5	R: 0 E: 0 K: 0 S: 3 H: 1 LOB: 0 BB: 0 P: 3	R: 1 E: 0 K: 0 S: 5 H: 2 LOB: 2 BB: 1 P: 9	R: 0 E: 0 K: 0 S: 3 H: 0 LOB: 0 BB: 0 P: 3	R: 2 E: 0 K: 0 S: 5 H: 3 LOB: 1 BB: 0 P: 5	R: 2 E: 0 K: 0 S: 6 H: 3 LOB: 2 BB: 1 P: 10	R: 0 E: 0 K: 0 S: 5 H: 2 LOB: 3 BB: 1 P: 9	R: 0 E: 0 K: 1 S: 5 H: 0 LOB: 0 BB: 0 P: 5	1B: 10 2B: 1 3B: 0 HR: 0	SF: 0 SAC: 0 DP: 0 HBP: 0						

TOP

Philadelphia Phillies @ Chicago Cubs

Wrigley Field, Chicago, IL

Tue Jun 15 1982, 3:33 AM CDT

Att. 8,639 - Unknown

livebaseballscorecards.com

AB	36
R	5
H	11
RBI	5
BB	3
SO	2
LOB	21

WP: 0 PB: 0 SB: 0 CS: 1 PA: 39

PITCHER		IP	WLS	BF	H	R	ER	SO	BB	IBB	HBP	BLK	WP	HR	S	P	ERA	WHIP
Doug Bird, R ERA: 4.77	(1, 1)	6.0	W	26	8	5	5	1	2	0	0	0	0	0	26	34	7.50	1.667
Willie Hernandez, L ERA: 3.12	(7, 1)	0.2		3	1	0	0	0	0	0	0	0	0	0	3	3	0.00	1.500
Mike Proly, R ERA:	(7, 1)	2.1	S	10	2	0	0	1	1	0	0	0	0	0	11	15	0.00	1.286

PITCHER	IP	WLS	BF	H	R	ER	SO	BB	IBB	HBP	BLK	WP	HR	S	P	ERA	WHIP

BOTTOM

Philadelphia Phillies @ Chicago Cubs

Wrigley Field, Chicago, IL

Tue Jun 15 1982, 3:33 AM CDT

Att. 8,639 - Unknown

Batter	1	2	3	4	5	6	7	8	9	AB	R	H	RBI	BB	SO	LOB
Bump Wills, S (1, 4) OBP: 0.353, SLG: 0.390 Junior Kennedy, R (7, 4) OBP: 0.241, SLG: 0.254	3-1		HR 1B		BBBB 1B 1B BB	G3		SH5-3 3-H		3 0	2 0	1 0	0 1	1 0	0 0	0 0
Jay Johnstone, L (1, 9) OBP: 0.320, SLG: 0.512 Gary Woods, R (7, 8) OBP: 0.341, SLG: 0.406	F8		1-H HR		SSS K 1-2	F9		SSS K		4 1	1 0	1 0	2 0	0 0	1 1	1 0
Bill Buckner, L (1, 3) OBP: 0.332, SLG: 0.369	F8		P6		S 1B 2-3 1B	1B				4	1	2	0	0	0	0
Keith Moreland, R (1, 7) OBP: 0.355, SLG: 0.471		1B		4-3 1B BB	1B SF8 1-2 BB	SSS K				2	2	1	0	2	1	1
Leon Durham, L (1, 8) OBP: 0.350, SLG: 0.443 (7, 9)		SSS K		4-3 1-2	BB 23 1B 1-3 2-H 3-H 1B		4-3			4	1	1	2	0	1	2
Jody Davis, R (1, 2) OBP: 0.266, SLG: 0.367		SSS K		FC2-6 1B 2-H	SF8 3-H		SSS K			3	0	1	2	0	2	1
Larry Bowa, S (1, 6) OBP: 0.257, SLG: 0.257		P6		FC2-6 23 S 1-2f	BBB 23 1B 1-2 BB		G3			3	0	0	0	1	0	2
23 Ryne Sandberg, R (1, 5) OBP: 0.257, SLG: 0.300			6-3	1-2 IBB	1-2 2-H 1B			SH2-4 SH5-3 2B		3	1	2	1	1	0	0
Doug Bird, R (1, 1) OBP: 0.143, SLG: 0.190 Willie Hernandez, L (7, 1) Mike Proly, R (7, 1)			4-3	SSS F7	SSS K			SH2-4 2-3		3 0 0	0 0 0	0 0 0	0 0 0	0 0 0	1 0 0	4 0 0
Inning Stats	R: 0 E: 0 K: 0 S: 3 H: 0 LOB: 0 BB: 0 P: 3	R: 0 E: 0 K: 2 S: 8 H: 1 LOB: 1 BB: 0 P: 8	R: 2 E: 0 K: 0 S: 5 H: 2 LOB: 0 BB: 0 P: 5	R: 1 E: 0 K: 0 S: 4 H: 1 LOB: 2 BB: 2 P: 12	R: 4 E: 0 K: 2 S: 10 H: 3 LOB: 2 BB: 3 P: 22	R: 0 E: 0 K: 1 S: 6 H: 1 LOB: 1 BB: 0 P: 6	R: 0 E: 0 K: 1 S: 5 H: 0 LOB: 0 BB: 0 P: 5	R: 1 E: 0 K: 1 S: 6 H: 1 LOB: 0 BB: 0 P: 6		1B: 7 2B: 1 3B: 0 HR: 1	SF: 1 SAC: 2 DP: 0 HBP: 0				WP: 0 PB: 0 SB: 4 CS: 0	PA: 38

livebaseballscorecards.com

	AB	R	H	RBI	BB	SO	LOB
	30	8	9	8	5	7	11

PITCHER		IP	WLS	BF	H	R	ER	SO	BB	IBB	HBP	BLK	WP	HR	S	P	ERA	WHIP
Dick Ruthven, R ERA: 3.46	(1, 1)	4.1	L	23	6	7	7	3	3	1	0	0	0	1	25	41	14.54	2.077
Porfi Altamirano, R ERA: 2.13	(5, 1)	1.2		8	2	0	0	2	1	0	0	0	0	0	11	15	0.00	1.800
Ed Farmer, R ERA: 6.59	(7, 1)	1.0		3	0	0	0	1	0	0	0	0	0	0	5	5	0.00	0.000
Warren Brusstar, R ERA: 4.43	(8, 1)	1.0		4	1	1	1	1	0	0	0	0	0	0	6	6	9.00	1.000

PITCHER	IP	WLS	BF	H	R	ER	SO	BB	IBB	HBP	BLK	WP	HR	S	P	ERA	WHIP

Philadelphia Phillies @ Chicago Cubs

Wrigley Field, Chicago, IL

Wed Jun 16 1982, 3:33 AM CDT

Att. 9,377 - Unknown

TOP

livebaseballscorecards.com

Batter	1	2	3	4	5	6	7	8	9	10	11	AB	R	H	RBI	BB	SO	LOB
Bob Dernier, R (1, 9) OBP: 0.374, SLG: 0.365	BBBB 4-0 2B 6-3 BB	x 0-0 3-1 ①	x 0-0 1B 2-H 1B	x 0-0 G4-6-3 ②③ 1-2f	BBB 4-0 1B 1-2 2-3 1B BB	x 0-0 S 1B						4	2	2	1	2	0	1
Pete Rose, S (1, 3) OBP: 0.341, SLG: 0.371	x 0-0 1-3 2B	x 0-0 ② 4-3	x 0-0 1-3 1B	x 0-0 F9 ①	x 0-0 1B 1-2 2-3 3-H 1B	x 0-0 4-3 ③					III 4-0 1-2 IBB	5	0	3	1	1	0	0
George Vukovich, L (1, 7) OBP: 0.275, SLG: 0.305 Gary Matthews, R (8, PH) OBP: 0.321, SLG: 0.382 (8, 7) Ron Reed, R (9, 1) OBP: 0.200, SLG: 0.250 Luis Aguayo, R (11, PH) OBP: 0.250, SLG: 0.364 Warren Brusstar, R (11, 1)	x 0-0 6-3 ① 3-H	x 0-0 6-3 ③	x 0-0 L8 ③	SSS 0-3 K ②	x 0-0 FC5-4 1-2 2-H 3-H 1B	x 0-0 L7 ③						3 2 0 1 0	0 0 0 0 0	0 1 0 0 0	1 2 0 0 0	0 0 0 0 0	0 1 0 0 0	3 0 0 2 0
Mike Schmidt, R (1, 5) OBP: 0.447, SLG: 0.530	SSS 0-3 K ②	SSS 0-3 K ①	x 0-0 2B	x 0-0 L8 ③	x 0-0 FC5-4 ③ 1-2f							5	0	1	0	0	2	3
Ozzie Virgil, R (1, 2) OBP: 0.286, SLG: 0.350 Ed Farmer, R (7, 1) Sparky Lyle, L (7, 1) OBP: 0.500, SLG: 0.500 Porfi Altamirano, R (7, 1) OBP: 0.333, SLG: 0.333 Sid Monge, S (8, 1) Greg Gross, L (9, PH) OBP: 0.391, SLG: 0.317 (9, 7)	x 0-0 5-3 ③	SSS 0-3 K ②	x 0-0 F7 ①	x 0-0 6-3 ①	x 0-0 5-3 ①							3 0 0 0 0 2	0 0 0 0 0 0	0 0 0 0 0 0	0 0 0 0 0 0	1 0 0 0 0 0	0 0 0 0 0 0	2 0 0 0 0 0
Garry Maddox, R (1, 8) OBP: 0.300, SLG: 0.420	x 0-0 5-3 ①	x 0-0 F9 ③	x 0-0 F7 ②	x 0-0 1B SF8 1B	x 0-0 P4 ②							5	1	1	0	0	0	1
Manny Trillo, R (1, 4) OBP: 0.313, SLG: 0.317	x 0-0 2B	x 0-0 F9 ①	x 0-0 4-3 ③	x 0-0 BB 1B 1-3 1B	x 0-0 5-3 ③							5	1	2	0	0	0	1
Ivan De Jesus, R (1, 6) OBP: 0.273, SLG: 0.242	SSS 0-3 K ②	x 0-0 1B SH2-4 1B	SSS 0-3 K ①	x 0-0 SF8 ② 3-H	SSS 0-3 K ①							4	1	1	1	0	3	1
Marty Bystrom, R (1, 1) Bo Diaz, R (7, PH) OBP: 0.355, SLG: 0.527 (7, 2)	SSS 0-3 K ③	x 0-0 SH2-4 ② 1-2	x 0-0 G4-6-3 1B	x 0-0 1B BB 1-2 1B	SSS 0-3 K ②							1 3	0 1	0 2	0 0	0 1	1 0	1 0
Inning Stats	R: 1 E: 0 K: 1 S: 6 H: 1 LOB: 1 BB: 1 P: 10	R: 0 E: 0 K: 2 S: 8 H: 1 LOB: 1 BB: 0 P: 8	R: 0 E: 0 K: 0 S: 3 H: 0 LOB: 0 BB: 0 P: 3	R: 0 E: 0 K: 2 S: 7 H: 0 LOB: 0 BB: 0 P: 7	R: 1 E: 0 K: 0 S: 6 H: 3 LOB: 2 BB: 0 P: 6	R: 0 E: 0 K: 0 S: 4 H: 1 LOB: 1 BB: 0 P: 4	R: 0 E: 0 K: 1 S: 5 H: 1 LOB: 0 BB: 0 P: 5	R: 0 E: 0 K: 1 S: 5 H: 0 LOB: 0 BB: 0 P: 5	R: 4 E: 0 K: 0 S: 8 H: 5 LOB: 2 BB: 1 P: 12	R: 0 E: 0 K: 0 S: 3 H: 0 LOB: 0 BB: 0 P: 3	R: 0 E: 0 K: 2 S: 8 H: 1 LOB: 2 BB: 1 P: 12	1B: 10 2B: 3 3B: 0 HR: 0	SF: 1 SAC: 1 DP: 1 HBP: 0		WP: 0 PB: 0 SB: 1 CS: 0	PA: 48		

	AB	43
	R	6
	H	13
	RBI	6
	BB	3
	SO	9
	LOB	15

PITCHER		IP	WLS	BF	H	R	ER	SO	BB	IBB	HBP	BLK	WP	HR	S	P	ERA	WHIP
Lee Smith, R ERA: 2.82	(1, 1)	7.0		28	7	2	2	6	1	0	0	0	0	0	39	43	2.57	1.143
Willie Hernandez, L ERA: 3.03	(8, 1)	1.0		3	0	0	0	1	0	0	0	0	0	0	5	5	0.00	0.000
Bill Campbell, R ERA: 4.58	(9, 1)	0.2		6	3	4	4	0	1	0	0	0	0	0	5	9	54.00	6.000
Mike Proly, R ERA:	(9, 1)	1.1		6	2	0	0	0	0	0	0	0	0	0	6	6	0.00	1.500
Dick Tidrow, R ERA: 4.71	(11, 1)	1.0	W	5	1	0	0	2	0	1	0	0	0	0	8	12	0.00	1.000

PITCHER	IP	WLS	BF	H	R	ER	SO	BB	IBB	HBP	BLK	WP	HR	S	P	ERA	WHIP

Batter	1	2	3	4	5	6	7	8	9	10	11	AB	R	H	RBI	BB	SO	LOB
Bump Wills, S (1, 4) OBP: 0.354, SLG: 0.388	G3		K		L6		BB, 1B	1B, SF9, 1B		L9		4	2	1	0	1	1	0
Junior Kennedy, R (9, 4) OBP: 0.238, SLG: 0.250												1	0	0	0	0	0	0
Jay Johnstone, L (1, 9) OBP: 0.321, SLG: 0.489	BB, BB		K			G3	1B, BB	SF9, 1B		E, 1B		2	0	0	0	1	1	0
Gary Woods, R (7, PH) OBP: 0.355, SLG: 0.415 (8, 8)												2	0	2	1	1	0	0
Bill Buckner, L (1, 3) OBP: 0.336, SLG: 0.378	L8		1B			E9, SF9, 2B	1-3, 1B	SF9, 1B		E5		5	1	3	3	0	0	2
Keith Moreland, R (1, 7) OBP: 0.355, SLG: 0.467	BB		K			SF9	1-3	IBB		5-3		2	0	0	1	2	1	3
Bill Campbell, R (9, 1)												0	0	0	0	0	0	0
Mike Proly, R (9, 1)												0	0	0	0	0	0	0
Bob Molinaro, L (10, PH) OBP: 0.295, SLG: 0.263												1	0	0	0	0	0	2
Dick Tidrow, R (11, 1)												0	0	0	0	0	0	0
Leon Durham, L (1, 8) OBP: 0.354, SLG: 0.439	P4			G6-3, 1B		HBP	IBB	L5			F7	4	0	1	0	1	0	4
(8, 9)																		
Jody Davis, R (1, 2) OBP: 0.269, SLG: 0.368		K		G6-3		HBP	F7		5-3		2B	5	1	1	0	0	1	4
Larry Bowa, S (1, 6) OBP: 0.263, SLG: 0.264	E1, 1B			F8		4-3		23, SH3-1, 1B	P6		23, 1B, 1B	6	1	3	0	0	0	2
23 Ryne Sandberg, R (1, 5) OBP: 0.260, SLG: 0.299	6-3		L5				BB, SH1-4, 1B, BB	SH3-1	F9		1B	4	1	1	1	1	0	1
Lee Smith, R (1, 1)		K			K		SH1-4	1B, 1B		L8		2	0	0	0	0	2	1
Dan Briggs, L (7, PH) OBP: 0.163, SLG: 0.143												0	0	0	0	0	0	0
Willie Hernandez, L (8, 1)												0	0	0	0	0	0	0
Scot Thompson, L (8, PH) OBP: 0.350, SLG: 0.278 (9, 7)												2	1	1	1	0	0	0
Inning Stats	R: 0 E: 0 K: 0 S: 3 H: 0 LOB: 2 BB: 2 P: 11	R: 0 E: 1 K: 2 S: 8 H: 1 LOB: 1 BB: 0 P: 8	R: 0 E: 0 K: 3 S: 10 H: 1 LOB: 1 BB: 0 P: 10	R: 0 E: 0 K: 0 S: 3 H: 1 LOB: 0 BB: 0 P: 3	R: 0 E: 0 K: 1 S: 5 H: 0 LOB: 0 BB: 0 P: 5	R: 1 E: 1 K: 0 S: 4 H: 1 LOB: 2 BB: 0 P: 6	R: 2 E: 0 K: 0 S: 4 H: 1 LOB: 3 BB: 4 P: 20	R: 3 E: 0 K: 0 S: 7 H: 4 LOB: 2 BB: 1 P: 11	R: 0 E: 0 K: 0 S: 3 H: 0 LOB: 0 BB: 0 P: 3	R: 0 E: 1 K: 0 S: 5 H: 1 LOB: 2 BB: 0 P: 5	R: 1 E: 0 K: 0 S: 4 H: 3 LOB: 2 BB: 0 P: 4	1B: 11 2B: 2 3B: 0 HR: 0 SF: 2 SAC: 2 DP: 1 HBP: 2	WP: 0 PB: 0 SB: 1 CS: 0 PA: 53					

PITCHER		IP	WLS	BF	H	R	ER	SO	BB	IBB	HBP	BLK	WP	HR	S	P	ERA	WHIP
Marty Bystrom, R ERA: 1.29	(1, 1)	6.0		25	4	1	0	6	2	0	2	0	0	0	33	43	0.00	1.000
Ed Farmer, R ERA: 7.16	(7, 1)	0.1		3	0	2	2	0	2	0	0	0	0	0	1	9	54.00	6.000
Sparky Lyle, L ERA: 3.2	(7, 1)	0.0		2	1	0	0	0	1	0	0	0	0	0	1	5	∞	∞
Porfi Altamirano, R ERA: 3.95	(7, 1)	1.0		8	4	3	3	0	0	1	0	0	0	0	7	11	27.00	4.000
Sid Monge, L ERA: 4.44	(8, 1)	0.2		3	0	0	0	0	0	1	0	0	0	0	2	6	0.00	0.000

PITCHER		IP	WLS	BF	H	R	ER	SO	BB	IBB	HBP	BLK	WP	HR	S	P	ERA	WHIP
Ron Reed, R ERA: 2.9	(9, 1)	2.0		8	1	0	0	0	0	0	0	0	0	0	8	8	0.00	0.500
Warren Brusstar, R ERA: 4.76	(11, 1)	0.1	L	4	3	1	1	0	0	0	0	0	0	0	4	4	27.00	9.000

BOTTOM

Philadelphia Phillies @ Chicago Cubs

Wrigley Field, Chicago, IL

Wed Jun 16 1982, 3:33 AM CDT

Att. 9,377 - Unknown

livebaseballscorecards.com

AB	40
R	7
H	13
RBI	7
BB	7
SO	6
LOB	19

Batter	1	2	3	4	5	6	7	8	9	10	11	AB	R	H	RBI	BB	SO	LOB
Bob Dernier, R (1, 9) OBP: 0.370, SLG: 0.361	K		G1-6-3 1-2f			1B 1B		F9		K		5	0	1	0	0	2	2
Pete Rose, S (1, 3) OBP: 0.338, SLG: 0.368	F9			L8		FC6-4 1-2 1B		P4		4-3		5	0	1	0	0	0	1
Gary Matthews, R (1, 7) OBP: 0.323, SLG: 0.410	HR			4-3		F3		K			HR	5	2	2	2	0	1	2
Mike Schmidt, R (1, 5) OBP: 0.441, SLG: 0.516	K			K		FC6-4 1-2f			1B G4-3 BB		F9	4	1	0	0	1	2	2
Bo Diaz, R (1, 2) OBP: 0.352, SLG: 0.519		4-3			F9 1B		P4 3B		G4-3 1-3 1B		K	5	0	1	0	0	1	0
Garry Maddox, R (1, 8) OBP: 0.303, SLG: 0.432		6-3					1B		G4-3 1-2f 3-H		F9	5	1	2	0	0	0	1
Manny Trillo, R (1, 4) OBP: 0.312, SLG: 0.316		F9			P4		1B 3-H		6-3			4	0	1	1	0	0	1
Ivan De Jesus, R (1, 6) OBP: 0.277, SLG: 0.243			G1-6-3 HBP		F8		K			1B S		3	0	1	0	0	1	2
Larry Christenson, R (1, 1) OBP: 0.067, SLG: 0.100			K			K	K			P1 1-2		2	0	0	0	0	2	1
Ozzie Virgil, R (7, PH) OBP: 0.273, SLG: 0.333												1	0	0	0	0	1	1
Porfi Altamirano, R (7, 1) OBP: 0.333, SLG: 0.333												0	0	0	0	0	0	0
Sparky Lyle, L (8, 1) OBP: 0.500, SLG: 0.500												0	0	0	0	0	0	0
Luis Aguayo, R (10, PH) OBP: 0.241, SLG: 0.348												1	0	0	0	0	0	1
Ron Reed, R (10, 1) OBP: 0.200, SLG: 0.250												0	0	0	0	0	0	0
Inning Stats	R: 1 E: 0 K: 2 S: 8 H: 1 LOB: 0 BB: 0 P: 8	R: 0 E: 0 K: 0 S: 3 H: 0 LOB: 0 BB: 0 P: 3	R: 0 E: 0 K: 1 S: 4 H: 0 LOB: 0 BB: 0 P: 5	R: 0 E: 0 K: 1 S: 5 H: 0 LOB: 0 BB: 0 P: 5	R: 0 E: 0 K: 0 S: 4 H: 1 LOB: 1 BB: 0 P: 4	R: 0 E: 0 K: 1 S: 7 H: 2 LOB: 2 BB: 0 P: 7	R: 1 E: 0 K: 2 S: 9 H: 2 LOB: 1 BB: 0 P: 9	R: 0 E: 0 K: 1 S: 5 H: 0 LOB: 0 BB: 0 P: 5	R: 1 E: 0 K: 0 S: 3 H: 1 LOB: 0 BB: 1 P: 7	R: 0 E: 0 K: 1 S: 6 H: 1 LOB: 1 BB: 0 P: 6	R: 1 E: 0 K: 1 S: 6 H: 1 LOB: 0 BB: 0 P: 6						

PITCHER		IP	WLS	BF	H	R	ER	SO	BB	IBB	HBP	BLK	WP	HR	S	P	ERA	WHIP
John Candelaria, L ERA: 2.88	(1, 1)	8.0		31	6	3	3	8	1	0	1	0	0	1	45	50	3.38	0.875
Kent Tekulve, R ERA: 1.24	(9, 1)	1.0		3	1	0	0	0	0	0	0	0	0	0	3	3	0.00	1.000
Rod Scurry, L ERA: 2.66	(10, 1)	2.0	L	8	2	1	1	2	0	0	0	0	0	1	12	12	4.50	1.000

PITCHER	IP	WLS	BF	H	R	ER	SO	BB	IBB	HBP	BLK	WP	HR	S	P	ERA	WHIP

TOP

Philadelphia Phillies @ Pittsburgh Pirates
Three Rivers Stadium, Pittsburgh, PA

Thu Jun 17 1982, 7:05 PM EDT
Att. 9,405 - Unknown

livebaseballscorecards.com

AB	40
R	4
H	9
RBI	3
BB	1
SO	10
LOB	14

1B: 6	SF: 0	WP: 0	PA: 42
2B: 0	SAC: 0	PB: 0	
3B: 1	DP: 2	SB: 1	
HR: 2	HBP: 1	CS: 0	

Batter	1	2	3	4	5	6	7	8	9	10	11	AB	R	H	RBI	BB	SO	LOB
Omar Moreno, L (1, 8) OBP: 0.285, SLG: 0.306	K		F5		K			F7		K		5	0	0	0	0	3	0
Johnny Ray, S (1, 4) OBP: 0.352, SLG: 0.429	G3		4-3			HR		WP BB 1B		6-3		5	1	2	1	0	0	0
Bill Madlock, R (1, 5) OBP: 0.360, SLG: 0.448	L6		S 1B			K		P3		1B		5	0	2	0	0	1	1
Jason Thompson, L (1, 3) OBP: 0.444, SLG: 0.621		F5	F7 1-2			HR		4-0 WP BB 1-2		4-3		4	1	1	1	1	0	2
Mike Easler, L (1, 7) OBP: 0.351, SLG: 0.372		F9		L7		K		6-3 1-2 2-3			K	5	0	0	0	0	2	2
Tony Peña, R (1, 2) OBP: 0.338, SLG: 0.433		1B 1B 1B		6-3		6-3			P1-3 1B		5-3	5	1	2	0	0	0	0
Lee Lacy, R (1, 9) OBP: 0.377, SLG: 0.406		1B 1-3 1B		K			P3		P1-3 1-2f		1B	5	0	2	0	0	1	1
Dale Berra, R (1, 6) OBP: 0.281, SLG: 0.331 Willie Stargell, L (11, PH) OBP: 0.273, SLG: 0.179		1-2 3-H 1B			L8		1-3		1B		G3	4 1	0 0	2 0	1 0	0 0	0 0	0 1
John Candelaria, L (1, 1) OBP: 0.227, SLG: 0.273 Kent Tekulve, R (9, 1) Jim Morrison, R (9, PH) OBP: 0.278, SLG: 0.425 Rod Scurry, L (10, 1) OBP: 0.167, SLG: 0.167		K			K		5-3		K			3 0 1 0	0 0 0 0	0 0 0 0	0 0 0 0	0 0 1 0	2 0 1 0	2 0 1 0
Inning Stats	R: 0 H: 0 E: 0 LOB: 0 K: 1 BB: 0 S: 5 P: 5	R: 1 H: 3 E: 0 LOB: 2 K: 1 BB: 0 S: 8 P: 8	R: 0 H: 1 E: 0 LOB: 1 K: 0 BB: 0 S: 4 P: 4	R: 0 H: 0 E: 0 LOB: 0 K: 1 BB: 0 S: 5 P: 5	R: 0 H: 0 E: 0 LOB: 0 K: 2 BB: 0 S: 7 P: 7	R: 2 H: 2 E: 0 LOB: 0 K: 2 BB: 0 S: 9 P: 9	R: 0 H: 0 E: 0 LOB: 0 K: 0 BB: 0 S: 3 P: 3	R: 0 H: 1 E: 0 LOB: 2 K: 0 BB: 1 S: 4 P: 8	R: 0 H: 2 E: 0 LOB: 1 K: 1 BB: 0 S: 6 P: 6	R: 0 H: 1 E: 0 LOB: 1 K: 1 BB: 0 S: 6 P: 6	R: 0 H: 1 E: 0 LOB: 1 K: 1 BB: 0 S: 6 P: 6	1B: 9 SF: 0 2B: 1 SAC: 0 3B: 0 DP: 1 HR: 2 HBP: 0						

PITCHER		IP	WLS	BF	H	R	ER	SO	BB	IBB	HBP	BLK	WP	HR	S	P	ERA	WHIP
Larry Christenson, R ERA: 3.57	(1, 1)	6.0		24	6	3	3	7	0	0	0	0	0	2	38	38	4.50	1.000
Porfi Altamirano, R ERA: 3.52	(7, 1)	1.2		7	1	0	0	0	1	0	0	0	0	0	6	10	0.00	1.200
Sparky Lyle, L ERA: 3.04	(8, 1)	1.1		5	2	0	0	1	0	0	0	0	1	0	7	7	0.00	1.500
Ron Reed, R ERA: 2.76	(10, 1)	2.0	W	8	2	0	0	2	0	0	0	0	0	0	12	12	0.00	1.000

PITCHER	IP	WLS	BF	H	R	ER	SO	BB	IBB	HBP	BLK	WP	HR	S	P	ERA	WHIP

BOTTOM

Philadelphia Phillies @ Pittsburgh Pirates
Three Rivers Stadium, Pittsburgh, PA
Thu Jun 17 1982, 7:05 PM EDT
Att. 9,405 - Unknown

livebaseballscorecards.com

AB	43
R	3
H	11
RBI	3
BB	1
SO	10
LOB	10

WP: 1	PA: 44		
PB: 0			
SB: 1			
CS: 0			

Batter	1	2	3	4	5	6	7	8	9	AB	R	H	RBI	BB	SO	LOB
Bob Dernier, R (1, 9) OBP: 0.379, SLG: 0.362	BBBB 4-0 WP 1B 1B BB		X 0-0 CS 1B	SSS 0-3 ③ K	BBBB 4-0 1-2 2-3 3-H BB		BBBB 4-0 BB			2	1	1	1	3	1	3
Pete Rose, S (1, 3) OBP: 0.339, SLG: 0.368	X 0-0 1B WP 1B 1-2 1B		X 0-0 ① ② 4-3 1-2		X 0-0 1B 1B 1B X 0-0 F7		X 0-0 ③ FC5 2-3f			5	2	2	0	0	0	6
Gary Matthews, R (1, 7) OBP: 0.332, SLG: 0.419 Greg Gross, L (8, 7) OBP: 0.391, SLG: 0.317	X 0-0 L3-6 1B 1-3 2-H 1B		X 0-0 E6		X 0-0 1B 1-2 1B	X 0-0 S 1B		X 0-0 S WP SF7 1B		5 0	2 0	4 0	1 0	0 0	0 0	0 0
Mike Schmidt, R (1, 5) OBP: 0.435, SLG: 0.506	X 0-0 2B 1-2 3-H 1B		SSS 0-3 ③ K		X 0-0 ① L9	SSS 0-3 ① K 1-2		SSS 0-3 ① K 1-3		5	1	1	1	0	3	5
Bo Diaz, R (1, 2) OBP: 0.353, SLG: 0.517	X 0-0 ① ② L3-6 2-3			BBBB 4-0 BB 1B BB	X 0-0 FC6-4 1B S 1-2 2-3 1B	X 0-0 ② 1-3		X 0-0 ② SF7 3-H		3	1	1	1	1	0	3
Garry Maddox, R (1, 8) OBP: 0.313, SLG: 0.444	X 0-0 ③ 1-H 2B			X 0-0 BB 1-2 1B	X 0-0 FC6-4 1-2 2-H 3-H 1B	SSS 0-3 ③ K		X 0-0 ③ 6-3		5	0	3	3	0	1	1
Manny Trillo, R (1, 4) OBP: 0.309, SLG: 0.309		X 0-0 ① 5-3	BBBB 4-0 1-2 2-3 BB	X 0-0 ② FC6-4 1B S BB 1-2f 2-3		X 0-0 ① 5-3		X 0-0 ① 4-3	4 1	1	0	0	1	0	2	
Ivan De Jesus, R (1, 6) OBP: 0.280, SLG: 0.243		X 0-0 ② 6-3	SSS 0-3 ① K	BBBB 4-0 BB 1B 1-2 3-H BB		X 0-0 FC5 SH2-4 1B		X 0-0 ② 6-3		4	0	1	0	1	1	3
Mike Krukow, R (1, 1) OBP: 0.172, SLG: 0.172		SSS 0-3 ③ K	SSS 0-3 ② K	X 0-0 BB 1-2 2-3 1B		X 0-0 ② SH2-4 1-2		SSS 0-3 ③ K		4	0	1	0	0	3	3
Inning Stats	R: 3 H: 4 E: 0 LOB: 1 K: 0 BB: 1 S: 5 P: 9	R: 0 H: 0 E: 0 LOB: 0 K: 1 BB: 0 S: 5 P: 5	R: 0 H: 1 E: 1 LOB: 1 K: 1 BB: 0 S: 6 P: 6	R: 0 H: 1 E: 0 LOB: 3 K: 3 BB: 2 S: 10 P: 18	R: 4 H: 5 E: 0 LOB: 3 K: 0 BB: 2 S: 8 P: 16	R: 0 H: 1 E: 0 LOB: 1 K: 2 BB: 0 S: 8 P: 8	R: 0 H: 1 E: 0 LOB: 2 K: 0 BB: 1 S: 4 P: 8	R: 1 H: 1 E: 0 LOB: 0 K: 1 BB: 0 S: 6 P: 6	R: 0 H: 0 E: 0 LOB: 0 K: 1 BB: 0 S: 5 P: 5	1B: 13 SF: 1 2B: 2 SAC: 1 3B: 0 DP: 1 HR: 0 HBP: 0						

TOP

Philadelphia Phillies @ Pittsburgh Pirates

Three Rivers Stadium, Pittsburgh, PA

Fri Jun 18 1982, 7:05 PM EDT

Att. 23,320 - Unknown

livebaseballscorecards.com

AB	37
R	8
H	14
RBI	7
BB	6
SO	9
LOB	26

PITCHER		IP	WLS	BF	H	R	ER	SO	BB	IBB	HBP	BLK	WP	HR	S	P	ERA	WHIP
Manny Sarmiento, R ERA: 2.63	(1, 1)	4.1	L	23	9	6	6	5	3	0	0	0	1	0	30	42	12.46	2.769
Enrique Romo, R ERA: 4.88	(5, 1)	1.2		10	3	1	1	2	2	0	0	0	0	0	12	20	5.40	3.000
Ross Baumgarten, L ERA: 9.9	(7, 1)	1.0		5	1	0	0	0	1	0	0	0	0	0	4	8	0.00	2.000
Rod Scurry, L ERA: 2.81	(8, 1)	1.0		4	1	1	1	1	0	0	0	0	1	0	6	6	9.00	1.000
Randy Niemann, L ERA: 7.59	(9, 1)	1.0		3	0	0	0	1	0	0	0	0	0	0	5	5	0.00	0.000

PITCHER	IP	WLS	BF	H	R	ER	SO	BB	IBB	HBP	BLK	WP	HR	S	P	ERA	WHIP

Batter	1	2	3	4	5	6	7	8	9	AB	R	H	RBI	BB	SO	LOB
Omar Moreno, L (1, 8) OBP: 0.285, SLG: 0.306	5-3		K			FC4-6 1-2 1B		3-1		4	0	1	0	0	1	0
Johnny Ray, S (1, 4) OBP: 0.350, SLG: 0.424	F9			G4-6-3 BB		FC4-6 1-2f 2-3		4-3		3	0	0	0	1	0	2
Bill Madlock, R (1, 5) OBP: 0.358, SLG: 0.451 Randy Niemann, L (9, 1)	F9			F8		SF9 3-H		2B		3 0	0 0	1 0	1 0	0 0	0 0	1 0
Jason Thompson, L (1, 3) OBP: 0.437, SLG: 0.610		F7		G4-6-3 1-2f		L7		1-3		4	0	0	0	0	0	3
Mike Easler, L (1, 7) OBP: 0.354, SLG: 0.393		3-1			HR		G5-4-3 1B		6-3	4	1	2	1	0	0	0
Tony Peña, R (1, 2) OBP: 0.341, SLG: 0.444		3B			G6-3 1B		G5-4-3 1-2f		F7	4	0	2	0	0	0	1
Lee Lacy, R (1, 9) OBP: 0.380, SLG: 0.404		K			G6-3 1-2f		2B BB		1B	3	1	1	0	1	1	2
Dale Berra, R (1, 6) OBP: 0.281, SLG: 0.335			5-3		L9		2B 1-H		F8	4	0	1	1	0	0	1
Manny Sarmiento, R (1, 1) OBP: 0.438, SLG: 0.357 Enrique Romo, R (5, 1) OBP: 0.500, SLG: 1.000 Don Robinson, R (6, PH) OBP: 0.324, SLG: 0.412 Ross Baumgarten, L (7, 1) Willie Montanez, L (7, PH) OBP: 0.323, SLG: 0.333 Rod Scurry, L (8, 1) OBP: 0.167, SLG: 0.167 Jim Morrison, R (9, 5) OBP: 0.278, SLG: 0.425			F8			FC4-6 1B SF9 1B	K			1 0 1 0 1 0 0	0 0 1 0 0 0 0	0 0 1 0 0 1 0	0 0 0 0 0 0 0	0 0 0 0 0 1 0	0 0 0 0 0 0 0	0 0 0 0 0 1 0
Inning Stats	R: 0 E: 0 K: 0 S: 3 H: 0 LOB: 0 BB: 0 P: 3	R: 0 E: 0 K: 1 S: 6 H: 1 LOB: 1 BB: 0 P: 6	R: 0 E: 0 K: 1 S: 5 H: 0 LOB: 0 BB: 0 P: 5	R: 0 E: 0 K: 0 S: 2 H: 0 LOB: 0 BB: 1 P: 6	R: 1 E: 0 K: 0 S: 4 H: 2 LOB: 0 BB: 0 P: 4	R: 1 E: 0 K: 0 S: 5 H: 2 LOB: 1 BB: 0 P: 5	R: 1 E: 0 K: 1 S: 6 H: 2 LOB: 1 BB: 1 P: 10	R: 0 E: 0 K: 0 S: 4 H: 1 LOB: 1 BB: 0 P: 4	R: 0 E: 0 K: 0 S: 4 H: 1 LOB: 1 BB: 0 P: 4	1B: 5 2B: 2 3B: 1 HR: 1	SF: 1 SAC: 0 DP: 3 HBP: 0	WP: 0 PB: 0 SB: 0 CS: 0	PA: 35				

PITCHER	IP	WLS	BF	H	R	ER	SO	BB	IBB	HBP	BLK	WP	HR	S	P	ERA	WHIP
Mike Krukow, R (1, 1) ERA: 2.92	9.0	W	35	9	3	3	3	2	0	0	0	0	1	39	47	3.00	1.222

PITCHER	IP	WLS	BF	H	R	ER	SO	BB	IBB	HBP	BLK	WP	HR	S	P	ERA	WHIP

BOTTOM

Philadelphia Phillies @ Pittsburgh Pirates
Three Rivers Stadium, Pittsburgh, PA
Fri Jun 18 1982, 7:05 PM EDT
Att. 23,320 - Unknown

livebaseballscorecards.com

AB	32
R	3
H	9
RBI	3
BB	2
SO	3
LOB	11

TOP

Philadelphia Phillies @ Pittsburgh Pirates

Three Rivers Stadium, Pittsburgh, PA

Sat Jun 19 1982, 3:33 AM EDT

Att. 13,065 - Unknown

livebaseballscorecards.com

Batter	1	2	3	4	5	6	7	8	9	AB	R	H	RBI	BB	SO	LOB
Bob Dernier, R (1, 9) (2, 8) OBP: 0.376, SLG: 0.368	F8	K		F9		FC4-2 2-H			1B 2-H 3B	5	1	1	1	0	1	3
Pete Rose, S (1, 3) OBP: 0.341, SLG: 0.367 Bill Robinson, R (9, 3) OBP: 0.286, SLG: 0.451	1-3	F8			2B 1B	F7			S 1B FC6-2-5 HBP	4 0	1 0	1 0	0 0	0 0	0 0	2 0
Gary Matthews, R (1, 7) OBP: 0.333, SLG: 0.422 Greg Gross, L (9, 7) OBP: 0.391, SLG: 0.317	F8		K		FC5 1-H 2B		L7		S 1-2 3-H 1B	5 0	0 0	2 0	2 0	0 0	1 0	0 0
Mike Schmidt, R (1, 5) OBP: 0.429, SLG: 0.494		E 2B BB	K		F8	F8			K 1-2 2-3	4	1	0	0	1	2	3
Bo Diaz, R (1, 2) OBP: 0.346, SLG: 0.505		E4 1-2 2B	6-3		F9	F3			FC6-2-5 3-H	5	1	0	0	0	0	4
Garry Maddox, R (1, 8) OBP: 0.317, SLG: 0.455 George Vukovich, L (2, 9) OBP: 0.274, SLG: 0.294		1-H 2-H 2B		K	IBB			K	4-3	1 3	1 0	1 0	2 0	0 1	0 2	0 2
Manny Trillo, R (1, 4) OBP: 0.308, SLG: 0.308	6-3			1B E 1B	FC5 2-3f			6-3		4	1	1	0	0	0	3
Ivan De Jesus, R (1, 6) OBP: 0.288, SLG: 0.257	E 2-H 2B			FC6-4 1-2 1B		WP SH2-4 FC4-2 1B		F8		4	1	3	1	0	0	0
Steve Carlton, L (1, 1) OBP: 0.256, SLG: 0.385	E1 2-H			FC6-4 1-2f 2-H		SH2-4 1-2			3B 2B	3	1	1	0	0	0	1
Inning Stats	R: 0 E: 0 K: 0 S: 3 H: 0 LOB: 0 BB: 0 P: 3	R: 4 E: 2 K: 1 S: 9 H: 2 LOB: 1 BB: 1 P: 13	R: 0 E: 0 K: 2 S: 7 H: 0 LOB: 0 BB: 0 P: 7	R: 1 E: 1 K: 1 S: 7 H: 2 LOB: 1 BB: 0 P: 7	R: 1 E: 0 K: 0 S: 5 H: 2 LOB: 2 BB: 1 P: 9	R: 0 E: 0 K: 0 S: 4 H: 1 LOB: 1 BB: 0 P: 4	R: 0 E: 0 K: 0 S: 3 H: 0 LOB: 0 BB: 0 P: 3	R: 0 E: 0 K: 1 S: 5 H: 0 LOB: 0 BB: 0 P: 5	R: 2 E: 0 K: 1 S: 8 H: 3 LOB: 2 BB: 0 P: 9	1B: 5 2B: 4 3B: 1 HR: 0 SF: 0 SAC: 1 DP: 0 HBP: 1						

	AB	38
	R	8
	H	10
	RBI	6
	BB	2
	SO	6
	LOB	18

WP: 1 PB: 0 SB: 2 CS: 0 PA: 42

PITCHER		IP	WLS	BF	H	R	ER	SO	BB	IBB	HBP	BLK	WP	HR	S	P	ERA	WHIP
Don Robinson, R ERA: 4.44	(1, 1)	8.0	L	37	9	8	5	5	1	1	0	0	1	0	45	53	5.62	1.250
Kent Tekulve, R ERA: 1.21	(9, 1)	1.0		5	1	0	0	1	0	0	1	0	0	0	6	7	0.00	1.000

PITCHER	IP	WLS	BF	H	R	ER	SO	BB	IBB	HBP	BLK	WP	HR	S	P	ERA	WHIP

Batter	1	2	3	4	5	6	7	8	9	AB	R	H	RBI	BB	SO	LOB
Omar Moreno, L (1, 8) OBP: 0.281, SLG: 0.301	K		F8			K		K		4	0	0	0	0	3	3
Lee Lacy, R (1, 9) OBP: 0.383, SLG: 0.407	G4-6-3 1B		F8			3-1 1B; 1-2 1B		6-3		4	1	2	0	0	0	2
Bill Madlock, R (1, 5) OBP: 0.356, SLG: 0.447	G4-6-3; 1-2f			F7		3-1 1B; 1-2 2-H		5-3		4	1	1	1	0	0	1
Jason Thompson, L (1, 3) OBP: 0.430, SLG: 0.598		K		4-3		3-1; 1-2 2-3			K	4	0	0	0	0	2	2
Wayne Nordhagen, R (1, 7) Jim Smith, R (9, PR) OBP: 0.333, SLG: 0.346		K		L5		2-H 1B; 3-H			G5-3 1B	4 0	0 0	2 0	2 0	0 0	1 0	0 0
Johnny Ray, S (1, 4) OBP: 0.352, SLG: 0.425		5-3			G5-4-3 1B	F8			1-2 1B	4	0	2	0	0	0	1
Dale Berra, R (1, 6) OBP: 0.275, SLG: 0.328			L8		G5-4-3; 1-2f		5-3		G5-3; 2-3f	4	0	0	0	0	0	3
Steve Nicosia, R (1, 2) OBP: 0.295, SLG: 0.293			WP 1B		F8		F3			3	0	1	0	0	0	0
Don Robinson, R (1, 1) OBP: 0.351, SLG: 0.417 Kent Tekulve, R (9, 1)			BB; 1-2			1B 1B	K			2 0	1 0	1 0	0 0	1 0	1 0	0 0
Inning Stats	R: 0 E: 0 K: 1 S: 5 H: 1 LOB: 0 BB: 0 P: 5	R: 0 E: 0 K: 2 S: 7 H: 0 LOB: 0 BB: 0 P: 7	R: 0 E: 0 K: 0 S: 4 H: 1 LOB: 2 BB: 1 P: 8	R: 0 E: 0 K: 0 S: 3 H: 0 LOB: 0 BB: 0 P: 3	R: 0 E: 0 K: 0 S: 3 H: 1 LOB: 0 BB: 0 P: 3	R: 3 E: 0 K: 1 S: 9 H: 4 LOB: 1 BB: 0 P: 9	R: 0 E: 0 K: 1 S: 5 H: 0 LOB: 0 BB: 0 P: 5	R: 0 E: 0 K: 1 S: 5 H: 0 LOB: 0 BB: 0 P: 5	R: 0 E: 0 K: 1 S: 6 H: 2 LOB: 1 BB: 0 P: 6	1B: 9 2B: 0 3B: 0 HR: 0	SF: 0 SAC: 0 DP: 3 HBP: 0						

PITCHER	IP	WLS	BF	H	R	ER	SO	BB	IBB	HBP	BLK	WP	HR	S	P	ERA	WHIP
Steve Carlton, L (1, 1) ERA: 3.98	9.0	W	34	9	3	3	7	1	0	0	0	1	0	47	51	3.00	1.111

PITCHER	IP	WLS	BF	H	R	ER	SO	BB	IBB	HBP	BLK	WP	HR	S	P	ERA	WHIP

BOTTOM

Philadelphia Phillies @ Pittsburgh Pirates
Three Rivers Stadium, Pittsburgh, PA
Sat Jun 19 1982, 3:33 AM EDT
Att. 13,065 - Unknown

livebaseballscorecards.com

AB	33
R	3
H	9
RBI	3
BB	1
SO	7
LOB	12

1B: 9	SF: 0	WP: 1	PA: 34
2B: 0	SAC: 0	PB: 0	
3B: 0	DP: 3	SB: 0	
HR: 0	HBP: 0	CS: 0	

Batter	1	2	3	4	5	6	7	8	9	AB	R	H	RBI	BB	SO	LOB
Bob Dernier, R (1, 8) OBP: 0.369, SLG: 0.361	S S S 0-3 ① K		S S S 0-3 K CS			x 0-0 ① F8		x 0-0 1-3		4	0	0	0	0	2	0
Pete Rose, S (1, 3) OBP: 0.343, SLG: 0.366	x 0-0 ② 6-3		0-0 ③ CS 1-2	x 0-0 ① 6-3		B B B B 4-0 S E BB		x 0-0 1B 1B		3	1	1	0	1	0	0
Gary Matthews, R (1, 7) OBP: 0.328, SLG: 0.415	x 0-0 ③ 6-3			x 0-0 ② 4-3		x 0-0 ② F8 1-H		S S S 0-3 ② K		4	0	0	0	0	1	1
Mike Schmidt, R (1, 5) OBP: 0.435, SLG: 0.494		B B B B 4-0 FC6-4 BB		B B B B 4-0 S BB		x 0-0 ③ 4-3		x 0-0 1-2 1B		2	0	1	0	2	0	0
Bo Diaz, R (1, 2) OBP: 0.344, SLG: 0.498		S S S 0-3 ① K		B B B B 4-0 FC4 1-2 BB			S S S 0-3 ① K	S S S 0-3 ③ K		3	0	0	0	1	3	3
Greg Gross, L (1, 9) OBP: 0.400, SLG: 0.356		x 0-0 ② FC6-4 1-2f		x 0-0 ③ FC4 1-2f			x 0-0 BB CS 2B		x 0-0 1-3 1B	4	0	2	0	0	0	3
Manny Trillo, R (1, 4) OBP: 0.307, SLG: 0.303		x 0-0 ③ G3			x 0-0 ① 5-3		I I I I 4-0 BB IBB		x 0-0 ① 1-3 1-2	3	0	0	0	1	0	2
Ivan De Jesus, R (1, 6) OBP: 0.288, SLG: 0.255 George Vukovich, L (9, PH) OBP: 0.271, SLG: 0.291			x 0-0 ① 4-3		x 0-0 ② 6-3		B B B B 4-0 1-2 2-3 BB		x 0-0 ② 4-3	2 1	0 0	0 0	0 0	1 0	0 0	0 1
Dick Ruthven, R (1, 1) OBP: 0.067, SLG: 0.069 Ron Reed, R (8, 1) OBP: 0.200, SLG: 0.250 Bill Robinson, R (9, PH) OBP: 0.282, SLG: 0.444			S S S 0-3 ② K		x 0-0 ③ 4-3		S S S 0-3 ② ③ K 3-H		x 0-0 ③ 5-3	3 0 1	0 0 0	0 0 0	0 0 0	0 0 0	2 0 0	3 0 1
Inning Stats	R: 0 E: 0 K: 1 S: 5 H: 0 LOB: 0 BB: 0 P: 5	R: 0 E: 0 K: 1 S: 5 H: 0 LOB: 1 BB: 1 P: 9	R: 0 E: 0 K: 2 S: 7 H: 0 LOB: 0 BB: 0 P: 7	R: 0 E: 0 K: 0 S: 3 H: 0 LOB: 2 BB: 2 P: 11	R: 0 E: 0 K: 0 S: 3 H: 0 LOB: 0 BB: 0 P: 3	R: 1 E: 0 K: 0 S: 3 H: 0 LOB: 0 BB: 1 P: 7	R: 0 E: 0 K: 2 S: 7 H: 1 LOB: 2 BB: 2 P: 15	R: 0 E: 0 K: 2 S: 9 H: 2 LOB: 2 BB: 0 P: 9	R: 0 E: 0 K: 0 S: 4 H: 1 LOB: 1 BB: 0 P: 4	1B: 3 2B: 1 3B: 0 HR: 0	SF: 0 SAC: 0 DP: 0 HBP: 0			WP: 0 PB: 1 SB: 2 CS: 2		PA: 37	

PITCHER		IP	WLS	BF	H	R	ER	SO	BB	IBB	HBP	BLK	WP	HR	S	P	ERA	WHIP
Rick Rhoden, R ERA: 5.61	(1, 1)	7.0		27	1	1	0	6	5	1	0	0	0	0	33	57	0.00	0.857
Kent Tekulve, R ERA: 1.17	(8, 1)	2.0	W	9	3	0	0	2	0	0	0	0	0	0	13	13	0.00	1.500

PITCHER	IP	WLS	BF	H	R	ER	SO	BB	IBB	HBP	BLK	WP	HR	S	P	ERA	WHIP

TOP

Philadelphia Phillies @ Pittsburgh Pirates
Three Rivers Stadium, Pittsburgh, PA
Sun Jun 20 1982, 3:33 AM EDT
Att. 25,791 - Unknown

livebaseballscorecards.com

AB	30
R	1
H	4
RBI	0
BB	6
SO	8
LOB	14

Batter	1	2	3	4	5	6	7	8	9	AB	R	H	RBI	BB	SO	LOB
Omar Moreno, L (1, 8) OBP: 0.280, SLG: 0.300	4-3	F7			F8		1-2 2-H 1B			4	0	1	1	0	0	1
Johnny Ray, S (1, 4) OBP: 0.347, SLG: 0.418	L8		3-1		L5		4-3			4	0	0	0	0	0	2
Bill Madlock, R (1, 5) OBP: 0.359, SLG: 0.453	HBP 1B 1B		P4			5-3		FC5-6 2B		4	0	2	0	0	0	0
Jason Thompson, L (1, 3) OBP: 0.435, SLG: 0.597	HBP 1-2 1B		F7			BBBB G6-4-3 BB		WP FC5-6 2B IBB		2	1	1	0	2	0	0
Mike Easler, L (1, 7) OBP: 0.352, SLG: 0.386	1-2 2-3 HBP			F8		G6-4-3 1-2f		FC5-6 WP 2B 1-2 2-3f		3	1	0	0	0	0	3
Tony Peña, R (1, 2) OBP: 0.340, SLG: 0.446	K			4-3			SSS 0-3 K	FC5-4 1-H 2-H 2B		4	0	1	2	0	2	3
Lee Lacy, R (1, 9) OBP: 0.392, SLG: 0.412		E5 4-3 S		S 1B			BB 1B 1B	FC5-4 IBB		3	1	2	0	1	0	0
Dale Berra, R (1, 6) OBP: 0.272, SLG: 0.324 Willie Stargell, L (7, PH) OBP: 0.285, SLG: 0.172 Jim Smith, R (8, 6) OBP: 0.323, SLG: 0.333		F3 1-2		F9 1-2			F8	FC5-4 1-2f 2-3		2 1 1	0 0 0	0 0 0	0 0 0	0 0 0	0 0 0	2 1 2
Rick Rhoden, R (1, 1) OBP: 0.306, SLG: 0.647 Dave Parker, L (7, PH) OBP: 0.336, SLG: 0.450 Kent Tekulve, R (8, 1)		4-3 2-3			F7		BBBB 4-0 1-2 1B BB	SSS 0-3 K		2 0 1	0 0 0	0 0 0	0 0 0	0 1 0	0 0 1	1 0 2
Inning Stats	R: 0 E: 0 K: 1 S: 7 H: 2 LOB: 3 BB: 0 P: 8	R: 0 E: 1 K: 0 S: 4 H: 0 LOB: 1 BB: 0 P: 4	R: 0 E: 0 K: 0 S: 3 H: 0 LOB: 0 BB: 0 P: 3	R: 0 E: 0 K: 0 S: 4 H: 1 LOB: 1 BB: 0 P: 4	R: 0 E: 0 K: 0 S: 3 H: 0 LOB: 0 BB: 0 P: 3	R: 0 E: 0 K: 0 S: 2 H: 0 LOB: 0 BB: 1 P: 6	R: 1 E: 0 K: 1 S: 7 H: 2 LOB: 2 BB: 1 P: 11	R: 2 E: 0 K: 1 S: 7 H: 2 LOB: 2 BB: 2 P: 15		1B: 5 2B: 2 3B: 0 HR: 0 SF: 0 SAC: 0 DP: 1 HBP: 1						

PITCHER		IP	WLS	BF	H	R	ER	SO	BB	IBB	HBP	BLK	WP	HR	S	P	ERA	WHIP
Dick Ruthven, R ERA: 3.48	(1, 1)	7.1	L	34	7	3	3	2	2	2	1	0	1	0	33	50	3.68	1.227
Ron Reed, R ERA: 2.72	(8, 1)	0.2		2	0	0	0	1	0	0	0	0	0	0	4	4	0.00	0.000

PITCHER	IP	WLS	BF	H	R	ER	SO	BB	IBB	HBP	BLK	WP	HR	S	P	ERA	WHIP

BOTTOM

Philadelphia Phillies @ Pittsburgh Pirates
Three Rivers Stadium, Pittsburgh, PA
Sun Jun 20 1982, 3:33 AM EDT
Att. 25,791 - Unknown

livebaseballscorecards.com

AB	31
R	3
H	7
RBI	3
BB	4
SO	3
LOB	17

WP: 1	PA: 36		
PB: 0			
SB: 2			
CS: 0			

Batter	1	2	3	4	5	6	7	8	9	AB	R	H	RBI	BB	SO	LOB
Bob Dernier, R (1, 8) OBP: 0.366, SLG: 0.357	2-3		6-3			K	FC3-6 1B	K 2-3		5	0	1	0	0	2	1
Pete Rose, S (1, 3) OBP: 0.344, SLG: 0.367	1B			5-3		FC5-4 1B	FC3-6 1-2f 3-H		6-3	5	0	2	1	0	0	1
Gary Matthews, R (1, 7) OBP: 0.326, SLG: 0.408	K			FC5-4 BB		FC5-4 S BB 1-2f	F7		5-3	4	0	0	0	1	1	3
Mike Schmidt, R (1, 5) OBP: 0.439, SLG: 0.500	K			K		S BB 1-2		HR 1B	2B	4	1	2	0	1	2	2
Bill Robinson, R (1, 9) OBP: 0.289, SLG: 0.474		F8		FC5-4 1-2f		BB 1-2 2-3		HR 1-H	K	4	1	1	2	1	1	2
Ozzie Virgil, R (1, 2) OBP: 0.269, SLG: 0.440		K			F3	L6		HR		4	1	1	1	0	1	3
Manny Trillo, R (1, 4) OBP: 0.301, SLG: 0.297		6-3			L8	6-3	G3			4	0	0	0	0	0	0
Ivan De Jesus, R (1, 6) OBP: 0.291, SLG: 0.259			6-3		1B	3B 1B	5-3			4	1	2	0	0	0	0
Marty Bystrom, R (1, 1)			5-3		4-3	FC3-6 3B 1-H	WP 2B			2	0	0	0	0	0	1
Luis Aguayo, R (7, PH) OBP: 0.269, SLG: 0.458										1	1	1	1	0	0	0
Sparky Lyle, L (7, 1) OBP: 0.500, SLG: 0.500										0	0	0	0	0	0	0
Ron Reed, R (7, 1) OBP: 0.333, SLG: 0.600										1	0	1	0	0	0	0
Tug McGraw, R (8, 1)										0	0	0	0	0	0	0
Inning Stats	R: 0 E: 0 K: 2 S: 8 H: 1 LOB: 1 BB: 0 P: 8	R: 0 E: 0 K: 1 S: 5 H: 0 LOB: 0 BB: 0 P: 5	R: 0 E: 0 K: 0 S: 3 H: 0 LOB: 0 BB: 0 P: 3	R: 0 E: 0 K: 1 S: 5 H: 0 LOB: 1 BB: 1 P: 9	R: 0 E: 0 K: 0 S: 4 H: 1 LOB: 1 BB: 0 P: 4	R: 0 E: 0 K: 1 S: 6 H: 1 LOB: 3 BB: 2 P: 14	R: 2 E: 0 K: 0 S: 6 H: 3 LOB: 1 BB: 0 P: 6	R: 3 E: 0 K: 1 S: 9 H: 4 LOB: 1 BB: 0 P: 9	R: 0 E: 0 K: 1 S: 6 H: 1 LOB: 1 BB: 0 P: 6	1B: 6 2B: 2 3B: 1 HR: 2 SF: 0 SAC: 0 DP: 0 HBP: 0						

PITCHER		IP	WLS	BF	H	R	ER	SO	BB	IBB	HBP	BLK	WP	HR	S	P	ERA	WHIP
Dave LaPoint, L ERA: 3.95	(1, 1)	7.0		30	6	2	2	5	3	0	0	0	0	0	37	49	2.57	1.286
Doug Bair, R ERA: 2.41	(8, 1)	0.0		3	3	3	3	0	0	0	0	0	0	2	3	3	∞	∞
Bruce Sutter, R ERA: 4.75	(8, 1)	2.0	W	8	2	0	0	2	0	0	0	0	1	0	12	12	0.00	1.000

PITCHER	IP	WLS	BF	H	R	ER	SO	BB	IBB	HBP	BLK	WP	HR	S	P	ERA	WHIP

TOP

Philadelphia Phillies @ St. Louis Cardinals
Busch Stadium, St. Louis, MO
Mon Jun 21 1982, 7:05 PM CDT
Att. 19,141 - Unknown

livebaseballscorecards.com

AB	38
R	5
H	11
RBI	5
BB	3
SO	7
LOB	13

WP: 1	PA: 41
PB: 0	
SB: 2	
CS: 0	

BOTTOM

Batter	1	2	3	4	5	6	7	8	9	AB	R	H	RBI	BB	SO	LOB
Lonnie Smith, R (1, 7) OBP: 0.377, SLG: 0.460	S S S 0-3 ① K		x 0-0 BLK 1B 2-H 1B			x 0-0 ① 1-H 3B	x 0-0 ③ FC5-4 1-2f			4	1	2	2	0	1	2
Willie McGee, S (1, 8) OBP: 0.363, SLG: 0.459	x 0-0 ② L6		x 0-0 CS 1B 1-H			x 0-0 ② F8		x 0-0 1B 2B 1B		4	1	2	1	0	0	0
Keith Hernandez, L (1, 3) OBP: 0.384, SLG: 0.363	x 0-0 ③ P4		x 0-0 ③ CS 1-2	B B B 4-0 G6-4-3 BB		x 0-0 ③ 4-3		x 0-0 2B 1B 1-3 1B		3	1	1	0	1	0	0
Darrell Porter, L (1, 2) OBP: 0.333, SLG: 0.441		x 0-0 ① F9		x 0-0 ① ② G6-4-3 1-2f			x 0-0 ① 4-3	x 0-0 1B 1B 1-3 1-5 2B 3-H		4	0	1	1	0	0	1
George Hendrick, R (1, 9) OBP: 0.293, SLG: 0.440		x 0-0 ② 4-3		x 0-0 ③ 6-3			B B B B 4-0 2B 1B BB	x 0-0 FC5-4 1B 2-3 3-H		3	1	1	1	1	0	0
Ken Oberkfell, L (1, 5) OBP: 0.338, SLG: 0.341		x 0-0 ③ 4-3			x 0-0 CS 1B		x 0-0 1B 1B 2B 1-3	x 0-0 ① FC5-4 1-2f		4	1	2	0	0	0	2
Mike Ramsey, S (1, 4) OBP: 0.366, SLG: 0.385			x 0-0 ① 4-3		x 0-0 ① ② L8 1-2		x 0-0 1B FC3-2-5 1B 2-3 3-H	x 0-0 ② ③ 1-5 3-Hf		4	0	1	1	0	0	3
Ozzie Smith, S (1, 6) OBP: 0.344, SLG: 0.373			x 0-0 SH1-4 1B 1B		x 0-0 ③ 3-1		x 0-0 FC3-2-5 1-3 3-H 1B			3	1	2	1	0	0	0
Dave LaPoint, L (1, 1) OBP: 0.200, SLG: 0.200			x 0-0 ② SH1-4 1-2			x 0-0 3B 1B	x 0-0 ② FC3-2-5 FC5-4 1-2 3-H			1	1	1	0	0	0	0
Gene Tenace, R (7, PH) OBP: 0.578, SLG: 0.906										0	0	0	0	0	0	0
Dane Iorg, L (7, PH) OBP: 0.390, SLG: 0.374										1	0	0	0	0	0	2
Doug Bair, R (8, 1)										0	0	0	0	0	0	0
Bruce Sutter, R (8, 1)										0	0	0	0	0	0	0
Inning Stats	R: 0 E: 0 K: 1 S: 5 H: 0 LOB: 0 BB: 0 P: 5	R: 0 E: 0 K: 0 S: 3 H: 0 LOB: 0 BB: 0 P: 3	R: 2 E: 0 K: 0 S: 5 H: 3 LOB: 0 BB: 0 P: 5	R: 0 E: 0 K: 0 S: 2 H: 0 LOB: 0 BB: 1 P: 6	R: 0 E: 0 K: 0 S: 3 H: 1 LOB: 0 BB: 0 P: 3	R: 1 E: 0 K: 0 S: 4 H: 2 LOB: 0 BB: 0 P: 4	R: 2 E: 0 K: 0 S: 6 H: 3 LOB: 2 BB: 1 P: 10	R: 2 E: 0 K: 0 S: 6 H: 4 LOB: 1 BB: 0 P: 6		1B: 10 2B: 3 3B: 1 HR: 0	SF: 0 SAC: 1 DP: 2 HBP: 0		WP: 0 PB: 0 SB: 0 CS: 2	PA: 35			

PITCHER		IP	WLS	BF	H	R	ER	SO	BB	IBB	HBP	BLK	WP	HR	S	P	ERA	WHIP
Marty Bystrom, R ERA: 2.25	(1, 1)	6.0		21	6	3	3	1	1	0	0	1	0	0	22	26	4.50	1.167
Sparky Lyle, L ERA: 3.67	(7, 1)	0.1		5	3	2	2	0	1	0	0	0	0	0	4	8	54.00	12.000
Ron Reed, R ERA: 3.09	(7, 1)	0.2	L	4	2	2	2	0	0	0	0	0	0	0	4	4	27.00	3.000
Tug McGraw, L ERA:	(8, 1)	1.0		4	2	0	0	0	0	0	0	0	0	0	4	4	0.00	2.000

PITCHER	IP	WLS	BF	H	R	ER	SO	BB	IBB	HBP	BLK	WP	HR	S	P	ERA	WHIP

Philadelphia Phillies @ St. Louis Cardinals
Busch Stadium, St. Louis, MO
Mon Jun 21 1982, 7:05 PM CDT
Att. 19,141 - Unknown

livebaseballscorecards.com

AB	31
R	7
H	13
RBI	7
BB	2
SO	1
LOB	10

Batter	1	2	3	4	5	6	7	8	9	AB	R	H	RBI	BB	SO	LOB
Bob Dernier, R (1, 8) OBP: 0.360, SLG: 0.350	SSS 0-3 ① K2-3		SSS 0-3 ② K			x 0-0 ① 4-3		x 0-0 ② 6-3		4	0	0	0	0	2	1
Pete Rose, S (1, 3) OBP: 0.343, SLG: 0.369	x 0-0 ② 3-1		x 0-0 2-H 2B			x 0-0 ② F7		x 0-0 ③ P6		4	0	1	1	0	0	0
Gary Matthews, R (1, 7) OBP: 0.321, SLG: 0.402	x 0-0 ③ 5-3		x 0-0 ③ F8			SSS 0-3 ③ K			x 0-0 ① P5	4	0	0	0	0	1	1
Mike Schmidt, R (1, 5) OBP: 0.440, SLG: 0.500		x 0-0 ① F7		x 0-0 G4-6-3 1B			x 0-0 F8 1B		x 0-0 ② 6-3	4	0	2	0	0	0	0
Bo Diaz, R (1, 2) Luis Aguayo, R (9, PR) OBP: 0.269, SLG: 0.458		x 0-0 HR		x 0-0 ① ② G4-6-3 1-2f			x 0-0 1-2 1B		x 0-0 1B	4 0	1 0	3 0	1 0	0 0	0 0	1 0
Greg Gross, L (1, 9) OBP: 0.370, SLG: 0.327		x 0-0 ② 6-3		x 0-0 ③ 6-3			x 0-0 ① F8 2-3		x 0-0 ③ 4-3	4	0	0	0	0	0	3
Manny Trillo, R (1, 4) OBP: 0.302, SLG: 0.298		x 0-0 CS 1B			x 0-0 ① F8		SSS 0-3 ② K			3	0	1	0	0	1	2
Ivan De Jesus, R (1, 6) OBP: 0.292, SLG: 0.260		x 0-0 ③ CS 1-2	x 0-0 SH1-4 2B 1B		x 0-0 ② 5-3		x 0-0 ③ F8			3	1	1	0	0	0	2
Larry Christenson, R (1, 1) OBP: 0.065, SLG: 0.097 Len Matuszek, L (8, PH) OBP: 0.192, SLG: 0.167 Sparky Lyle, L (8, 1) OBP: 0.500, SLG: 0.500 Ed Farmer, R (8, 1)			x 0-0 ① SH1-4 1-2		x 0-0 ③ 5-3			x 0-0 ① L7		1 1 0 0	0 0 0 0	0 0 0 0	0 0 0 0	0 0 0 0	0 0 0 0	0 0 0 0
Inning Stats	R: 0 E: 0 K: 1 S: 5 H: 0 LOB: 0 BB: 0 P: 5	R: 1 E: 0 K: 0 S: 4 H: 2 LOB: 0 BB: 0 P: 4	R: 1 E: 0 K: 1 S: 7 H: 2 LOB: 1 BB: 0 P: 7	R: 0 E: 0 K: 0 S: 3 H: 1 LOB: 0 BB: 0 P: 3	R: 0 E: 0 K: 0 S: 3 H: 0 LOB: 0 BB: 0 P: 3	R: 0 E: 0 K: 1 S: 5 H: 0 LOB: 0 BB: 0 P: 5	R: 0 E: 0 K: 1 S: 7 H: 2 LOB: 2 BB: 0 P: 7	R: 0 E: 0 K: 0 S: 3 H: 0 LOB: 0 BB: 0 P: 3	R: 0 E: 0 K: 0 S: 4 H: 1 LOB: 1 BB: 0 P: 4	1B: 6 2B: 1 3B: 0 HR: 1	SF: 0 SAC: 1 DP: 1 HBP: 0						

PITCHER	IP	WLS	BF	H	R	ER	SO	BB	IBB	HBP	BLK	WP	HR	S	P	ERA	WHIP
John Stuper, R (1, 1) ERA: 3.41	9.0	W	33	8	2	2	4	0	0	0	0	0	1	41	41	2.00	0.889

PITCHER	IP	WLS	BF	H	R	ER	SO	BB	IBB	HBP	BLK	WP	HR	S	P	ERA	WHIP

TOP

Philadelphia Phillies @ St. Louis Cardinals

Busch Stadium, St. Louis, MO

Tue Jun 22 1982, 7:05 PM CDT

Att. 19,672 - Unknown

livebaseballscorecards.com

AB	32
R	2
H	8
RBI	2
BB	0
SO	4
LOB	10

WP: 0 PB: 0 SB: 0 CS: 1 PA: 34

BOTTOM

Philadelphia Phillies @ St. Louis Cardinals
Busch Stadium, St. Louis, MO
Tue Jun 22 1982, 7:05 PM CDT
Att. 19,672 - Unknown

livebaseballscorecards.com

Batter	1	2	3	4	5	6	7	8	9	AB	R	H	RBI	BB	SO	LOB
Lonnie Smith, R (1, 7) OBP: 0.375, SLG: 0.455	BBBB 4-0 1B S E BB	SSS 0-3 ② K			x 0-0 ① 4-3		x 0-0 ③ 6-3			3	1	0	0	1	1	2
Willie McGee, S (1, 8) OBP: 0.376, SLG: 0.464	x 0-0 FC3-6 E 1-3 SF8 1B	x 0-0 ③ F7			x 0-0 CS 1B			BBBB 4-0 4-3 1B BB BB		3	2	2	0	1	0	2
Keith Hernandez, L (1, 3) OBP: 0.386, SLG: 0.369	x 0-0 E3 FC3-6 1-2 3-H		x 0-0 6-5-4-6 2B		x 0-0 ②③ F7 1-2			x 0-0 BB 4-3 1-2 1B		4	0	2	1	0	0	2
Darrell Porter, L (1, 2) OBP: 0.325, SLG: 0.430	x 0-0 ① FC3-6 1-2f 2-3		x 0-0 ① F5			x 0-0 ① F8		x 0-0 ① 4-3 1-2 2-3		4	0	0	0	0	0	5
George Hendrick, R (1, 9) OBP: 0.293, SLG: 0.436	x 0-0 ② SF8 3-H		x 0-0 ②③ 6-5-4-6 2-3f			x 0-0 E5 FC5-4		4-0 BB IBB		2	0	0	1	1	0	1
Ken Oberkfell, L (1, 5) OBP: 0.333, SLG: 0.335 Gene Tenace, R (8, PH) OBP: 0.578, SLG: 0.906 Dane Iorg, L (8, PH) OBP: 0.387, SLG: 0.371 Julio Gonzalez, R (9, 5) OBP: 0.271, SLG: 0.351	x 0-0 ③ F2			SSS 0-3 ① K		x 0-0 ② F8		x 0-0 ② L8		3 0 1 0	0 0 0 0	0 0 0 0	0 0 0 0	1 0 0 0	2 0 3 0	2 0 3 0
Mike Ramsey, S (1, 4) OBP: 0.370, SLG: 0.379		BBBB 4-0 1B 3-1 BB		x 0-0 ② 4-3		x 0-0 ③ FC5-4 1-2f		BBBB 4-0 1-2 2-3 3-H BB		2	0	0	1	2	0	1
Ozzie Smith, S (1, 6) OBP: 0.343, SLG: 0.376		x 0-0 ① 3-1 1-2		x 0-0 2B			x 0-0 ① 5-3	x 0-0 ③ F9		4	0	1	0	0	0	4
John Stuper, R (1, 1) OBP: 0.222, SLG: 0.444		x 0-0 2-3 1B		x 0-0 ③ F9			SSS 0-3 ② K			3	0	1	0	0	1	1
Inning Stats	R: 2 H: 1 E: 1 LOB: 1 K: 0 BB: 1 S: 5 P: 9	R: 0 H: 1 E: 0 LOB: 2 K: 1 BB: 1 S: 6 P: 10	R: 0 H: 1 E: 0 LOB: 0 K: 0 BB: 0 S: 3 P: 3	R: 0 H: 1 E: 0 LOB: 1 K: 1 BB: 0 S: 6 P: 6	R: 0 H: 1 E: 0 LOB: 0 K: 0 BB: 0 S: 3 P: 3	R: 0 H: 0 E: 1 LOB: 1 K: 0 BB: 0 S: 4 P: 4	R: 0 H: 0 E: 0 LOB: 0 K: 1 BB: 0 S: 5 P: 5	R: 1 H: 1 E: 0 LOB: 3 K: 0 BB: 3 S: 4 P: 16		1B: 4 SF: 1 2B: 3 SAC: 0 3B: 0 DP: 1 HR: 0 HBP: 0						

	AB	29
	R	3
	H	6
	RBI	3
	BB	5
	SO	3
	LOB	23

WP: 0 PA: 35
PB: 0
SB: 1
CS: 1

PITCHER		IP	WLS	BF	H	R	ER	SO	BB	IBB	HBP	BLK	WP	HR	S	P	ERA	WHIP
Larry Christenson, R ERA: 3.41	(1, 1)	7.0		28	5	2	1	3	2	0	0	0	0	0	32	40	1.29	1.000
Sparky Lyle, L ERA: 3.95	(8, 1)	0.1	L	4	1	1	1	0	1	1	0	0	0	0	2	10	27.00	6.000
Ed Farmer, R ERA: 6.99	(8, 1)	0.2		3	0	0	0	0	1	0	0	0	0	0	2	6	0.00	1.500

PITCHER		IP	WLS	BF	H	R	ER	SO	BB	IBB	HBP	BLK	WP	HR	S	P	ERA	WHIP

TOP

Philadelphia Phillies @ St. Louis Cardinals
Busch Stadium, St. Louis, MO
Wed Jun 23 1982, 7:05 PM CDT
Att. 19,882 - Unknown

livebaseballscorecards.com

Batter	1	2	3	4	5	6	7	8	9	AB	R	H	RBI	BB	SO	LOB
Bob Dernier, R (1, 8) OBP: 0.356, SLG: 0.344	K		K	L8		K		WP S WP BB		4	1	0	0	1	3	2
Pete Rose, S (1, 3) Bill Robinson, R (8, 3) OBP: 0.347, SLG: 0.368 OBP: 0.289, SLG: 0.474	F7		BB 1B		4-3	IBB		WP 1-3 BB		3 0	0 0	1 0	0 0	2 0	0 0	0 0
Gary Matthews, R (1, 7) George Vukovich, L (8, 9) OBP: 0.326, SLG: 0.403 OBP: 0.271, SLG: 0.291	CS 1B		1-2 BB		FC5-4 S 2B 1B	F8		6-3 1-2 3-H		4 0	1 0	2 0	0 0	1 0	0 0	3 0
Mike Schmidt, R (1, 5) OBP: 0.444, SLG: 0.497	CS 1-2	FC3-6 E 1B	K	1-2 BB	FC5-4	FC6-4 FC 5-3-6 BB			6-3	3	1	1	0	2	1	2
Bo Diaz, R (1, 2) OBP: 0.348, SLG: 0.507	E5 FC3-6 1-2		3B BB	FC5-4 2B 1-2f 2-3 1B		FC FC6-4 1-2			6-3	4	2	0	0	1	0	4
Greg Gross, L (1, 9) (8, 7) OBP: 0.356, SLG: 0.333	FC3-6 S 1-2f 2-3		L6	1-3 3-H 2B		FC6-4 5-3-6 1-2f 2-3			4-3	5	1	1	1	0	0	5
Manny Trillo, R (1, 4) OBP: 0.301, SLG: 0.297	K 1-2		F3	2-H 3-H 1B		5-3-6 1-2f 3-H				4	0	1	3	0	1	4
Ivan De Jesus, R (1, 6) OBP: 0.295, SLG: 0.273	6-3		1-H 1B 3B			S 1B		6-3		4	1	2	1	0	0	2
Mike Krukow, R (1, 1) OBP: 0.182, SLG: 0.182			6-3	3-H 1B		K 1-2		4-3		4	0	1	1	0	1	1

	AB	R	H	RBI	BB	SO	LOB
	35	7	9	6	7	6	23

Inning Stats																		
	R: 0 E: 0 K: 1 S: 5	H: 1 LOB: 0 BB: 0 P: 5	R: 0 E: 1 K: 1 S: 7	H: 1 LOB: 2 BB: 0 P: 7	R: 0 E: 0 K: 2 S: 8	H: 1 LOB: 2 BB: 1 P: 12	R: 2 E: 0 K: 0 S: 5	H: 2 LOB: 1 BB: 1 P: 9	R: 3 E: 0 K: 0 S: 5	H: 3 LOB: 1 BB: 1 P: 9	R: 0 E: 0 K: 2 S: 8	H: 1 LOB: 2 BB: 1 P: 12	R: 1 E: 0 K: 0 S: 3	H: 0 LOB: 0 BB: 1 P: 7	R: 1 E: 0 K: 0 S: 3	H: 0 LOB: 1 BB: 2 P: 11	R: 0 E: 0 K: 0 S: 3	H: 0 LOB: 0 BB: 0 P: 3	1B: 7 2B: 2 3B: 1 HR: 0	SF: 0 SAC: 0 DP: 1 HBP: 0	WP: 2 PB: 0 SB: 4 CS: 1	PA: 43

PITCHER		IP	WLS	BF	H	R	ER	SO	BB	IBB	HBP	BLK	WP	HR	S	P	ERA	WHIP
Steve Mura, R ERA: 4.71	(1, 1)	4.2	L	24	7	5	5	4	3	0	0	0	0	0	29	41	9.64	2.143
Jeff Keener, R ERA: 1.86	(5, 1)	2.1		10	2	1	1	2	1	1	0	0	0	0	12	20	3.86	1.286
Mark Littell, R ERA: 4.58	(8, 1)	2.0		8	0	1	1	0	2	0	0	0	2	0	6	14	4.50	1.000

PITCHER	IP	WLS	BF	H	R	ER	SO	BB	IBB	HBP	BLK	WP	HR	S	P	ERA	WHIP

BOTTOM

Philadelphia Phillies @ St. Louis Cardinals
Busch Stadium, St. Louis, MO
Wed Jun 23 1982, 7:05 PM CDT
Att. 19,882 - Unknown

livebaseballscorecards.com

Batter	1	2	3	4	5	6	7	8	9	AB	R	H	RBI	BB	SO	LOB
Lonnie Smith, R (1, 7) OBP: 0.373, SLG: 0.451	E S 4-3 1B		L8		6-3			6-3		4	1	1	0	0	0	0
Willie McGee, S (1, 8) OBP: 0.372, SLG: 0.457	4-3 1-H		E S 1B		G3			L3		4	0	1	1	0	0	0
Keith Hernandez, L (1, 3) OBP: 0.387, SLG: 0.379	3-1 2B		SSS K 1-3		P6			2B		4	0	2	0	0	1	1
Darrell Porter, L (1, 2) OBP: 0.324, SLG: 0.421 Glenn Brummer, R (9, 2) OBP: 0.245, SLG: 0.321	3-1 2-3		4-3			BBBB G4-6-3 BB		G3		3 0	0 0	0 0	0 0	1 0	0 0	3 0
George Hendrick, R (1, 9) OBP: 0.292, SLG: 0.433	P6			1B 1B		F7			F7	4	0	1	0	0	0	2
Ken Oberkfell, L (1, 5) OBP: 0.327, SLG: 0.328		F5		P4		G4-6-3 1-2f			P5	4	0	0	0	0	0	2
Mike Ramsey, S (1, 4) OBP: 0.367, SLG: 0.375		SSS K		1-2 1B			4-3		F7	4	0	1	0	0	1	0
Ozzie Smith, S (1, 6) OBP: 0.347, SLG: 0.377		BBBB BB		L7			G6-4-3 1B			2	0	1	0	1	0	2
Steve Mura, R (1, 1) OBP: 0.111, SLG: 0.077 Jeff Keener, L (5, 1) Steve Braun, L (7, PH) OBP: 0.359, SLG: 0.273 Mark Littell, L (8, 1)		SSS K		F8			G6-4-3 1-2f			2 0 1 0	0 0 0 0	0 0 0 0	0 0 0 0	0 0 0 0	1 0 0 0	3 0 1 0

	AB	32
	R	1
	H	7
	RBI	1
	BB	2
	SO	3
	LOB	14

Inning Stats	1	2	3	4	5	6	7	8	9
	R: 1 H: 2 E: 0 LOB: 1 K: 0 BB: 0 S: 5 P: 5	R: 0 H: 0 E: 0 LOB: 1 K: 2 BB: 1 S: 7 P: 11	R: 0 H: 1 E: 0 LOB: 1 K: 1 BB: 0 S: 6 P: 6	R: 0 H: 2 E: 0 LOB: 2 K: 0 BB: 0 S: 5 P: 5	R: 0 H: 0 E: 0 LOB: 0 K: 0 BB: 0 S: 3 P: 3	R: 0 H: 0 E: 0 LOB: 0 K: 0 BB: 1 S: 2 P: 6	R: 0 H: 1 E: 0 LOB: 0 K: 0 BB: 0 S: 3 P: 3	R: 0 H: 1 E: 0 LOB: 1 K: 0 BB: 0 S: 4 P: 4	R: 0 H: 0 E: 0 LOB: 0 K: 0 BB: 0 S: 3 P: 3

1B: 5 SF: 0 WP: 0 PA: 34
2B: 2 SAC: 0 PB: 0
3B: 0 DP: 2 SB: 2
HR: 0 HBP: 0 CS: 0

PITCHER	IP	WLS	BF	H	R	ER	SO	BB	IBB	HBP	BLK	WP	HR	S	P	ERA	WHIP
Mike Krukow, R (1, 1) ERA: 2.75	9.0	W	34	7	1	1	3	2	0	0	0	0	0	38	46	1.00	1.000

PITCHER	IP	WLS	BF	H	R	ER	SO	BB	IBB	HBP	BLK	WP	HR	S	P	ERA	WHIP

Batter	1	2	3	4	5	6	7	8	9	AB	R	H	RBI	BB	SO	LOB
Bob Dernier, R (1, 8) OBP: 0.353, SLG: 0.338	4-3		F9		4-3		BBB 4-0 S BB	SSS 0-3 K		4	0	0	0	1	1	1
Pete Rose, S (1, 3) OBP: 0.351, SLG: 0.376 Dave Roberts, R (9, 5) OBP: 0.185, SLG: 0.192	1B 1B 1B		HR 2B		6-3		4-3 1-2		HR 1B	5 0	3 0	3 0	0 0	0 0	0 0	1 0
Gary Matthews, R (1, 7) OBP: 0.332, SLG: 0.421 George Vukovich, L (9, PH) OBP: 0.278, SLG: 0.333 (9, 7)	1-3 1B 1-3 1B		2-H HR		1B			6-3	1-H HR	4 1	1 1	3 1	2 2	0 0	0 0	0 0
Mike Schmidt, R (1, 5) OBP: 0.445, SLG: 0.497 Bill Robinson, R (9, PH) OBP: 0.298, SLG: 0.474 (9, 3)	1-3 1-2 3-H 1B		SSS 0-3 K		SSS 0-3 K			1B 1B 1B	BBBB G6-4-3 BB	4 0	1 0	2 0	1 0	0 1	2 0	1 0
Bo Diaz, R (1, 2) OBP: 0.345, SLG: 0.500	1-3 1-2 2-3		F7			F7		BB 1-3 1B 1B	G6-4-3 1-2f	5	1	1	0	0	0	3
Greg Gross, L (1, 9) OBP: 0.359, SLG: 0.345	F7			F7		1-3		BBBB 4-0 E 1B 1-2 1B BB	2B	4	1	1	0	1	0	2
Manny Trillo, R (1, 4) OBP: 0.304, SLG: 0.297 Luis Aguayo, R (9, PH) OBP: 0.259, SLG: 0.440 (9, 4)		BBBB 4-0 G4-6-3 BB		L8		F9		0-0 E8 1B 1-3 2-H 3-H 1B	F7	3 1	1 0	1 0	2 0	1 0	0 0	0 1
Ivan De Jesus, R (1, 6) OBP: 0.298, SLG: 0.289		G4-6-3 1-2f		HR			5-3	2-H 3-H 1B		4	1	2	3	0	0	1
Steve Carlton, L (1, 1) OBP: 0.233, SLG: 0.349		G3		4-3			SSS F7	SSS K		4	0	0	0	0	1	1
Inning Stats	R: 1 E: 0 K: 0 S: 6 H: 3 LOB: 2 BB: 0 P: 6	R: 0 E: 0 K: 0 S: 2 H: 0 LOB: 0 BB: 1 P: 6	R: 2 E: 0 K: 1 S: 7 H: 2 LOB: 0 BB: 0 P: 7	R: 1 E: 0 K: 0 S: 4 H: 1 LOB: 0 BB: 0 P: 4	R: 0 E: 0 K: 1 S: 6 H: 1 LOB: 1 BB: 0 P: 6	R: 0 E: 0 K: 0 S: 3 H: 0 LOB: 0 BB: 0 P: 3	R: 0 E: 0 K: 0 S: 3 H: 0 LOB: 1 BB: 1 P: 7	R: 4 E: 1 K: 2 S: 11 H: 4 LOB: 1 BB: 1 P: 15	R: 2 E: 0 K: 0 S: 5 H: 3 LOB: 1 BB: 1 P: 9	1B: 9 2B: 2 3B: 0 HR: 3 SF: 0 SAC: 0 DP: 2 HBP: 0						

PITCHER		IP	WLS	BF	H	R	ER	SO	BB	IBB	HBP	BLK	WP	HR	S	P	ERA	WHIP
Bob Forsch, R ERA: 4.03	(1, 1)	7.1	L	34	10	8	7	2	3	0	0	0	0	2	35	47	8.59	1.773
Jeff Keener, R ERA: 1.74	(8, 1)	0.2		3	1	0	0	2	0	0	0	0	0	0	7	7	0.00	1.500
Mark Littell, R ERA: 5.23	(9, 1)	1.0		6	3	2	2	0	1	0	0	0	0	1	5	9	18.00	4.000

PITCHER	IP	WLS	BF	H	R	ER	SO	BB	IBB	HBP	BLK	WP	HR	S	P	ERA	WHIP

TOP

Philadelphia Phillies @ St. Louis Cardinals

Busch Stadium, St. Louis, MO

Thu Jun 24 1982, 3:33 AM CDT

Att. 33,032 - Unknown

livebaseballscorecards.com

AB	39
R	10
H	14
RBI	10
BB	4
SO	4
LOB	11

WP: 0 PB: 0 SB: 1 CS: 0 PA: 43

Batter	1	2	3	4	5	6	7	8	9	AB	R	H	RBI	BB	SO	LOB
Lonnie Smith, R (1, 7) OBP: 0.372, SLG: 0.452	F8		2B 3-H			F9		6-3		4	1	1	1	0	0	0
Willie McGee, S (1, 8) OBP: 0.376, SLG: 0.462	K		2B 2-H			6-3			BB L4	3	0	1	1	1	1	0
Keith Hernandez, L (1, 3) OBP: 0.382, SLG: 0.373	4-3		3-1			G3			L4 1-2	4	0	0	0	0	0	2
George Hendrick, R (1, 9) OBP: 0.287, SLG: 0.425		F7		F5			K		F8	4	0	0	0	0	1	0
Gene Tenace, R (1, 2) OBP: 0.583, SLG: 0.879		1-3		BB G5-4-3			BB			1	0	0	0	2	0	0
Mike Ramsey, S (1, 4) OBP: 0.359, SLG: 0.367		F7		G5-4-3 1-2f			L9			3	0	0	0	0	0	2
Julio Gonzalez, R (1, 5) OBP: 0.258, SLG: 0.333			K	K			F8			3	0	0	0	0	2	1
Ozzie Smith, S (1, 6) OBP: 0.343, SLG: 0.372			K	K				6-3		3	0	0	0	0	2	0
Bob Forsch, R (1, 1) OBP: 0.293, SLG: 0.375			3B 2B	4-3				6-3		2	1	1	0	0	0	0
Jeff Keener, L (8, 1)										0	0	0	0	0	0	0
Tito Landrum, R (8, PH) OBP: 0.355, SLG: 0.429										1	0	0	0	0	0	0
Mark Littell, L (9, 1)										0	0	0	0	0	0	0
Inning Stats	R: 0 E: 0 K: 1 S: 5 H: 0 LOB: 0 BB: 0 P: 5	R: 0 E: 0 K: 0 S: 3 H: 0 LOB: 0 BB: 0 P: 3	R: 2 E: 0 K: 2 S: 10 H: 3 LOB: 1 BB: 0 P: 10	R: 0 E: 0 K: 0 S: 2 H: 0 LOB: 0 BB: 1 P: 6	R: 0 E: 0 K: 2 S: 7 H: 0 LOB: 0 BB: 0 P: 7	R: 0 E: 0 K: 0 S: 3 H: 0 LOB: 0 BB: 0 P: 3	R: 0 E: 0 K: 1 S: 5 H: 0 LOB: 1 BB: 1 P: 9	R: 0 E: 0 K: 0 S: 3 H: 0 LOB: 0 BB: 0 P: 3	R: 0 E: 0 K: 0 S: 2 H: 0 LOB: 0 BB: 1 P: 6	1B: 0 2B: 3 3B: 1 HR: 0 SF: 0 SAC: 0 DP: 2 HBP: 0	WP: 0 PB: 0 SB: 0 CS: 0 PA: 31					

PITCHER	IP	WLS	BF	H	R	ER	SO	BB	IBB	HBP	BLK	WP	HR	S	P	ERA	WHIP
Steve Carlton, L (1, 1) ERA: 3.84	9.0	W	31	3	2	2	6	3	0	0	0	0	0	40	52	2.00	0.667

PITCHER	IP	WLS	BF	H	R	ER	SO	BB	IBB	HBP	BLK	WP	HR	S	P	ERA	WHIP

BOTTOM

Philadelphia Phillies @ St. Louis Cardinals
Busch Stadium, St. Louis, MO
Thu Jun 24 1982, 3:33 AM CDT
Att. 33,032 - Unknown

livebaseballscorecards.com

AB	28
R	2
H	3
RBI	2
BB	3
SO	6
LOB	5

New York Mets @ Philadelphia Phillies

Veterans Stadium, Philadelphia, PA

Fri Jun 25 1982, 7:05 PM EDT

Unknown

TOP

livebaseballscorecards.com

Batter	1	2	3	4	5	6	7	8	9	AB	R	H	RBI	BB	SO	LOB
Mookie Wilson, S (1, 8) OBP: 0.324, SLG: 0.363	6-3			F8		S 1B			6-3	4	0	1	0	0	0	0
Bob Bailor, R (1, 4) OBP: 0.325, SLG: 0.346	CS 1B			F7		6-3 1-2			F9	4	0	1	0	0	0	1
George Foster, R (1, 7) OBP: 0.343, SLG: 0.394	K			5-3			G5-4-3 BB		K	3	0	0	0	1	2	1
Dave Kingman, R (1, 3) OBP: 0.301, SLG: 0.469	CS 1-2	5-3			K		G5-4-3 1-2f			3	0	0	0	0	1	1
John Stearns, R (1, 2) OBP: 0.366, SLG: 0.440		K			3-1		E S BB			2	0	0	0	1	1	0
Ellis Valentine, R (1, 9) OBP: 0.243, SLG: 0.353		F9			1B		3-1 1-3			3	0	1	0	0	0	1
Hubie Brooks, R (1, 5) OBP: 0.326, SLG: 0.337			F9		F9			6-3		3	0	0	0	0	0	1
Ron Gardenhire, R (1, 6) OBP: 0.266, SLG: 0.257			1-3			6-3		6-3		3	0	0	0	0	0	0
Pete Falcone, L (1, 1) OBP: 0.138, SLG: 0.172			6-3			K		6-3		3	0	0	0	0	1	0

	AB	28
	R	0
	H	3
	RBI	0
	BB	2
	SO	5
	LOB	5

Inning Stats	1	2	3	4	5	6	7	8	9
	R: 0 E: 0 K: 1 S: 5	H: 1 LOB: 0 BB: 0 P: 5	R: 0 E: 0 K: 1 S: 5	H: 0 LOB: 0 BB: 0 P: 5	R: 0 E: 0 K: 0 S: 3	H: 0 LOB: 0 BB: 0 P: 3	R: 0 E: 0 K: 0 S: 3	H: 0 LOB: 0 BB: 0 P: 3	R: 0 E: 0 K: 1 S: 6	H: 1 LOB: 1 BB: 0 P: 6	R: 0 E: 0 K: 1 S: 6	H: 1 LOB: 1 BB: 0 P: 6	R: 0 E: 0 K: 0 S: 2	H: 0 LOB: 1 BB: 2 P: 10	R: 0 E: 0 K: 0 S: 3	H: 0 LOB: 0 BB: 0 P: 3	R: 0 E: 0 K: 1 S: 5	H: 0 LOB: 0 BB: 0 P: 5

	1B: 3	SF: 0	WP: 0	PA: 31
	2B: 0	SAC: 0	PB: 0	
	3B: 0	DP: 1	SB: 2	
	HR: 0	HBP: 0	CS: 1	

PITCHER	IP	WLS	BF	H	R	ER	SO	BB	IBB	HBP	BLK	WP	HR	S	P	ERA	WHIP
Dick Ruthven, R (1, 1) ERA: 3.18	9.0	W	30	3	0	0	5	2	0	0	0	0	0	38	46	0.00	0.556

PITCHER	IP	WLS	BF	H	R	ER	SO	BB	IBB	HBP	BLK	WP	HR	S	P	ERA	WHIP

Batter	1	2	3	4	5	6	7	8	9	AB	R	H	RBI	BB	SO	LOB
Bob Dernier, R (1, 8) OBP: 0.348, SLG: 0.332	6-3		F9			4-3			F9	4	0	0	0	0	0	0
Pete Rose, S (1, 3) OBP: 0.353, SLG: 0.378	6-3			CS 1B		5-3			1B BB 1B	4	1	2	0	0	0	0
Gary Matthews, R (1, 7) OBP: 0.335, SLG: 0.420	FC6-4 BB			F3			F9		BB 1B 1-2 1B	3	0	1	0	1	0	1
Mike Schmidt, R (1, 5) OBP: 0.442, SLG: 0.489	FC6-4 1-2f			K 1-2			1B BB		F5	3	0	0	0	1	1	4
Bo Diaz, R (1, 2) OBP: 0.351, SLG: 0.504		F2			1-3 1B		G6-3 1-2 1B		BB 1-2 2-3 1B	4	0	3	0	0	0	0
Bill Robinson, R (1, 9) OBP: 0.295, SLG: 0.456		5-3			1-3 1-2		G6-3 1-2f		BB 1-2 2-3 3-H	3	0	0	1	1	0	3
Manny Trillo, R (1, 4) OBP: 0.300, SLG: 0.293		F9			6-3			F7		3	0	0	0	0	0	1
Ivan De Jesus, R (1, 6) OBP: 0.295, SLG: 0.286			L4		K			F4		3	0	0	0	0	1	1
Dick Ruthven, R (1, 1) OBP: 0.061, SLG: 0.063			F9			F9		6-3		3	0	0	0	0	0	0
Inning Stats	R: 0 E: 0 K: 0 S: 3 H: 0 LOB: 1 BB: 1 P: 7	R: 0 E: 0 K: 0 S: 3 H: 0 LOB: 0 BB: 0 P: 3	R: 0 E: 0 K: 0 S: 3 H: 0 LOB: 0 BB: 0 P: 3	R: 0 E: 0 K: 1 S: 5 H: 1 LOB: 1 BB: 0 P: 5	R: 0 E: 0 K: 1 S: 6 H: 1 LOB: 1 BB: 0 P: 6	R: 0 E: 0 K: 0 S: 3 H: 0 LOB: 0 BB: 0 P: 3	R: 0 E: 0 K: 0 S: 3 H: 1 LOB: 1 BB: 1 P: 7	R: 0 E: 0 K: 0 S: 3 H: 0 LOB: 0 BB: 0 P: 3	R: 1 E: 0 K: 0 S: 5 H: 3 LOB: 3 BB: 1 P: 9	1B: 6 2B: 1 3B: 0 HR: 0	SF: 0 SAC: 0 DP: 2 HBP: 0						

PITCHER	IP	WLS	BF	H	R	ER	SO	BB	IBB	HBP	BLK	WP	HR	S	P	ERA	WHIP
Pete Falcone, L (1, 1) ERA: 3.38	8.2	L	33	6	1	1	2	3	0	0	0	0	0	34	46	1.04	1.038

PITCHER	IP	WLS	BF	H	R	ER	SO	BB	IBB	HBP	BLK	WP	HR	S	P	ERA	WHIP

BOTTOM

New York Mets @ Philadelphia Phillies

Veterans Stadium, Philadelphia, PA

Fri Jun 25 1982, 7:05 PM EDT

Unknown

livebaseballscorecards.com

AB	30
R	1
H	6
RBI	1
BB	3
SO	2
LOB	10

1B: 6	SF: 0	WP: 0	PA: 33
2B: 1	SAC: 0	PB: 0	
3B: 0	DP: 2	SB: 0	
HR: 0	HBP: 0	CS: 1	

New York Mets @ Philadelphia Phillies

Veterans Stadium, Philadelphia, PA

Fri Jun 25 1982, 7:05 PM EDT

Att. 36,775 - Unknown

TOP

livebaseballscorecards.com

Batter	1	2	3	4	5	6	7	8	9	AB	R	H	RBI	BB	SO	LOB
Wally Backman, S (1, 4) OBP: 0.350, SLG: 0.342	SSS 0-3 ① K		x 0-0 E4 CS		BBBB 4-0 FC6-4 1-2 BB	BBBB 4-0 1-2 BB			x 0-0 ① F8	3	0	0	0	2	1	0
John Stearns, R (1, 2) OBP: 0.359, SLG: 0.430	x 0-0 ② 6-3		x 0-0 ①② F7 1-2		x 0-0 ③ FC6-4 1-2f	x 0-0 ③ 4-3			x 0-0 ② F6	5	0	0	0	0	0	6
Joel Youngblood, R (1, 8) (6, 6) OBP: 0.271, SLG: 0.358	x 0-0 E6 BB		x 0-0 ③ 6-3			x 0-0 ① 4-3 1B 2B	x 0-0 ① F4		x 0-0 ③ 6-3	5	1	1	0	0	0	0
Rusty Staub, L (1, 3) OBP: 0.299, SLG: 0.327	BBBB 4-0 1-2 BB			x 0-0 ① P5		x 0-0 ① 4-3 2-3	x 0-0 ② 6-3			3	0	0	0	1	0	1
Mike Jorgensen, L (1, 9) OBP: 0.360, SLG: 0.395	SSS 0-3 ③ K			x 0-0 ② F7		BBBB 4-0 1B 3B BB	x 0-0 ③ F5			3	1	0	0	1	1	2
Hubie Brooks, R (1, 5) OBP: 0.329, SLG: 0.340		x 0-0 ① 6-3		x 0-0 ③ F8		x 0-0 1-2 3-H 3B 1B		x 0-0 4-3 1B		4	1	2	1	0	0	0
Gary Rajsich, L (1, 7) OBP: 0.269, SLG: 0.324		x 0-0 ② 5-3			SSS 0-3 ① K	x 0-0 1-H 2-H 3B		x 0-0 ① F4		4	0	1	2	0	1	1
Ron Gardenhire, R (1, 6) OBP: 0.274, SLG: 0.266 Mookie Wilson, S (6, PH) (6, 8) OBP: 0.322, SLG: 0.361		x 0-0 S 1B			x 0-0 BB 1B	x 0-0 ② F8		x 0-0 ② 4-3 1-2		2	0	2	0	0	0	0
										2	0	0	0	0	0	2
Pat Zachry, R (1, 1) Jesse Orosco, R (4, 1) George Foster, R (6, PH) OBP: 0.345, SLG: 0.394 Ed Lynch, R (6, 1) Dave Kingman, R (8, PH) OBP: 0.300, SLG: 0.467 Tom Hausman, R (8, 1)		SSS 0-3 ③ K 1-2			SSS 0-3 ② K	BBBB 4-0 BB BB		x 0-0 F8		1	0	0	0	0	1	1
										1	0	0	0	0	1	1
										0	0	0	0	1	0	0
										0	0	0	0	0	0	0
										1	0	0	0	0	0	1
										0	0	0	0	0	0	0

	AB	34
	R	3
	H	6
	RBI	3
	BB	5
	SO	5
	LOB	15

Inning Stats	1	2	3	4	5	6	7	8	9	1B: 4	SF: 0	WP: 0	PA: 39
R	0	0	0	0	0	3	0	0	0	2B: 1	SAC: 0	PB: 0	
E	1	0	1	0	0	0	0	0	0	3B: 1	DP: 0	SB: 1	
K	2	1	0	3	2	0	3	4	3	HR: 0	HBP: 0	CS: 1	
S	8	6	3	3	8	6	3	4	3				
H	0	1	0	0	1	3	0	1	0				
LOB	2	1	0	0	2	3	0	1	0				
BB	1	0	0	0	1	3	0	0	0				
P	12	6	3	3	12	18	3	4	3				

PITCHER		IP	WLS	BF	H	R	ER	SO	BB	IBB	HBP	BLK	WP	HR	S	P	ERA	WHIP
Ed Farmer, R ERA: 6.68	(1, 1)	5.1	W	24	4	3	3	5	3	0	0	0	0	0	31	43	5.06	1.312
Ron Reed, R ERA: 2.91	(6, 1)	2.2		12	2	0	0	0	2	0	0	0	0	0	10	18	0.00	1.500
Tug McGraw, L ERA:	(9, 1)	1.0	S	3	0	0	0	0	0	0	0	0	0	0	3	3	0.00	0.000

PITCHER	IP	WLS	BF	H	R	ER	SO	BB	IBB	HBP	BLK	WP	HR	S	P	ERA	WHIP

Batter	1	2	3	4	5	6	7	8	9	AB	R	H	RBI	BB	SO	LOB
Greg Gross, L (1, 8) (8, 7) OBP: 0.353, SLG: 0.339	CS 1B		F8	F7		K				4	0	1	0	0	1	3
Pete Rose, S (1, 3) OBP: 0.355, SLG: 0.378	F8			1B 2B BB	BB E 1B	F8				3	2	1	0	1	0	2
Gary Matthews, R (1, 7) OBP: 0.337, SLG: 0.419	K 1-2			1-2 2B 1B	1-2 FC5-4 BB		5-3			3	1	1	0	1	1	1
Bob Dernier, R (8, 8) OBP: 0.348, SLG: 0.332										0	0	0	0	0	0	0
Mike Schmidt, R (1, 5) OBP: 0.438, SLG: 0.484		1B		K	FC5-4 FC4-6 1-2f 2-H		K			4	0	1	0	0	2	3
George Vukovich, L (1, 9) OBP: 0.277, SLG: 0.341		K		WP 1B 2B 1-H 2-H	FC4-6 1B 1-2f		F8			4	1	1	2	0	1	2
Ozzie Virgil, R (1, 2) OBP: 0.300, SLG: 0.448		F8		1B 1B 1B 2-H	FC4-6 1-3 1B			6-3		4	1	2	1	0	0	1
Luis Aguayo, R (1, 4) OBP: 0.258, SLG: 0.414		5-3		1B 1-3 1B	FC4-6 1-2f			F6		4	0	1	0	0	0	3
Ivan De Jesus, R (1, 6) OBP: 0.298, SLG: 0.289			5-3	1-3 3-H 1B		E S 1B		K		4	0	2	1	0	1	0
Ed Farmer, R (1, 1) Ron Reed, R (6, 1) OBP: 0.286, SLG: 0.500 Tug McGraw, R (9, 1)			6-3	K		L3 1-3				2	0	0	0	0	1	2
										1	0	0	0	0	0	1
										0	0	0	0	0	0	0
Inning Stats	R: 0 E: 0 K: 1 S: 5 H: 1 LOB: 0 BB: 0 P: 5	R: 0 E: 0 K: 1 S: 6 H: 1 LOB: 1 BB: 0 P: 6	R: 0 E: 0 K: 0 S: 3 H: 0 LOB: 0 BB: 0 P: 3	R: 4 E: 0 K: 2 S: 12 H: 5 LOB: 2 BB: 1 P: 16	R: 1 E: 1 K: 0 S: 5 H: 2 LOB: 2 BB: 1 P: 9	R: 0 E: 0 K: 1 S: 6 H: 1 LOB: 1 BB: 0 P: 6	R: 0 E: 0 K: 1 S: 5 H: 0 LOB: 0 BB: 0 P: 5	R: 0 E: 0 K: 1 S: 5 H: 0 LOB: 0 BB: 0 P: 5		1B: 9 2B: 1 3B: 0 HR: 0 SF: 0 SAC: 0 DP: 0 HBP: 0						

PITCHER		IP	WLS	BF	H	R	ER	SO	BB	IBB	HBP	BLK	WP	HR	S	P	ERA	WHIP
Pat Zachry, R ERA: 4.72	(1, 1)	3.1	L	17	7	4	4	3	1	0	0	0	1	0	22	26	10.80	2.400
Jesse Orosco, L ERA: 2.77	(4, 1)	1.2		8	2	1	1	1	1	0	0	0	0	0	9	13	5.40	1.800
Ed Lynch, R ERA: 3.94	(6, 1)	2.0		7	1	0	0	2	0	0	0	0	0	0	11	11	0.00	0.500
Tom Hausman, R ERA: 3.13	(8, 1)	1.0		3	0	0	0	1	0	0	0	0	0	0	5	5	0.00	0.000

PITCHER	IP	WLS	BF	H	R	ER	SO	BB	IBB	HBP	BLK	WP	HR	S	P	ERA	WHIP

BOTTOM

New York Mets @ Philadelphia Phillies

Veterans Stadium, Philadelphia, PA

Fri Jun 25 1982, 7:05 PM EDT

Att. 36,775 - Unknown

livebaseballscorecards.com

AB	33
R	5
H	10
RBI	4
BB	2
SO	7
LOB	18

New York Mets @ Philadelphia Phillies

Veterans Stadium, Philadelphia, PA

Sat Jun 26 1982, 7:05 PM EDT

Unknown

livebaseballscorecards.com

Batter	1	2	3	4	5	6	7	8	9	AB	R	H	RBI	BB	SO	LOB
Mookie Wilson, S (1, 8) OBP: 0.321, SLG: 0.363	G3		G3		4-3 1B 2B		5-3			4	1	1	0	0	0	0
John Stearns, R (1, 2) OBP: 0.357, SLG: 0.432	1B 2B		K		4-3 2-3		5-3			4	0	1	0	0	1	1
George Foster, R (1, 7) OBP: 0.351, SLG: 0.398	G5-4-3 2-3 1B		F9		E 3-H 1B			4-3 SH1-3 BB		3	0	2	1	1	0	0
Dave Kingman, R (1, 3) OBP: 0.300, SLG: 0.466	G5-4-3 1-2f			1B 1B G4-6-3 1B	E6 1-2			SH1-3 1-2		3	1	1	0	0	0	3
Ellis Valentine, R (1, 9) OBP: 0.243, SLG: 0.350		F3		G4-6-3 1B 1-2 1B	K			4-3 2-3		4	0	1	0	0	1	3
Joel Youngblood, R (1, 4) OBP: 0.277, SLG: 0.362		4-3 2B 1B		G4-6-3 1-2 2-3 1B		K		F8		4	1	2	0	0	1	1
Hubie Brooks, R (1, 5) OBP: 0.323, SLG: 0.333		4-3 1-2		G4-6-3 1-2f 2-3 3-H		K			F9	4	0	0	0	0	1	3
Ron Gardenhire, R (1, 6) OBP: 0.275, SLG: 0.273						K			F9	3	0	1	1	0	1	1
Rusty Staub, L (9, PH) OBP: 0.294, SLG: 0.321		2-H 2B		F7						1	0	0	0	0	0	0
Randy Jones, R (1, 1) OBP: 0.250, SLG: 0.160		L4			K		F6		F8	2	0	0	0	0	1	1
Mike Jorgensen, L (7, PH) OBP: 0.353, SLG: 0.386										1	0	0	0	0	0	0
Terry Leach, R (7, 1)										0	0	0	0	0	0	0
Gary Rajsich, L (9, PH) OBP: 0.266, SLG: 0.319										1	0	0	0	0	0	0

TOP	
AB	34
R	3
H	9
RBI	2
BB	1
SO	6
LOB	13

Inning Stats	1	2	3	4	5	6	7	8	9		
	R: 0 H: 2 E: 0 LOB: 1 K: 0 BB: 0 S: 4 P: 4	R: 1 H: 2 E: 0 LOB: 1 K: 0 BB: 0 S: 5 P: 5	R: 0 H: 0 E: 0 LOB: 0 K: 1 BB: 0 S: 5 P: 5	R: 1 H: 3 E: 0 LOB: 1 K: 0 BB: 0 S: 5 P: 5	R: 1 H: 2 E: 1 LOB: 2 K: 2 BB: 0 S: 10 P: 10	R: 0 H: 0 E: 0 LOB: 0 K: 3 BB: 0 S: 9 P: 9	R: 0 H: 0 E: 0 LOB: 0 K: 0 BB: 0 S: 3 P: 3	R: 0 H: 0 E: 0 LOB: 1 K: 0 BB: 1 S: 3 P: 7	R: 0 H: 0 E: 0 LOB: 0 K: 0 BB: 0 S: 3 P: 3	1B: 6 SF: 0 2B: 3 SAC: 1 3B: 0 DP: 2 HR: 0 HBP: 0	WP: 0 PA: 36 PB: 0 SB: 0 CS: 0

PITCHER	IP	WLS	BF	H	R	ER	SO	BB	IBB	HBP	BLK	WP	HR	S	P	ERA	WHIP
Marty Bystrom, R (1, 1) ERA: 2.48	9.0	W	36	9	3	3	6	1	0	0	0	0	0	47	51	3.00	1.111

PITCHER	IP	WLS	BF	H	R	ER	SO	BB	IBB	HBP	BLK	WP	HR	S	P	ERA	WHIP

Batter	1	2	3	4	5	6	7	8	9	AB	R	H	RBI	BB	SO	LOB
Bob Dernier, R (1, 8) OBP: 0.342, SLG: 0.326	1-3		6-3	6-3			6-3			4	0	0	0	0	0	2
Pete Rose, S (1, 3) OBP: 0.354, SLG: 0.376	F8		6-3	6-3			2B 1B			4	0	1	0	0	0	2
Gary Matthews, R (1, 7) OBP: 0.339, SLG: 0.435	F8		HR		6-3		1-H 2B			4	1	2	1	0	0	0
Mike Schmidt, R (1, 5) OBP: 0.444, SLG: 0.484		1B FC4-6 1B	BBB FC6-4 BB		BBB E 1B BB		SSS K			2	2	1	0	2	1	1
Bill Robinson, R (1, 9) OBP: 0.293, SLG: 0.446		FC4-6 1-3 1B	FC6-4 1-2f		L6 1-2			F4		4	0	1	0	0	0	2
Ozzie Virgil, R (1, 2) OBP: 0.324, SLG: 0.438		FC4-6 FC1-6 1B 1-2f 3-H	BBB 1B 1B BB		2-H 1B			1-3		3	1	1	2	1	0	1
Manny Trillo, R (1, 4) OBP: 0.308, SLG: 0.301		FC1-6 1-2 1B	SH1-3 1B 1-2 1B			CS 1B		F9		4	0	3	0	0	0	0
Ivan De Jesus, R (1, 6) OBP: 0.299, SLG: 0.290		FC1-6 FC6-4 1-2f 2-3	SH1-3 1-2 2-H 1B			F8 1-2				3	0	1	1	0	0	3
Marty Bystrom, R (1, 1)		FC6-4 1-2f	SH1-3 1-2 2-3			SSS K				2	0	0	0	0	1	2
Inning Stats	R: 0 E: 0 K: 0 S: 3 H: 0 LOB: 0 BB: 0 P: 3	R: 1 E: 0 K: 0 S: 6 H: 3 LOB: 2 BB: 0 P: 6	R: 1 E: 0 K: 0 S: 4 H: 1 LOB: 1 BB: 1 P: 8	R: 1 E: 0 K: 0 S: 5 H: 2 LOB: 2 BB: 1 P: 9	R: 1 E: 1 K: 0 S: 3 H: 1 LOB: 1 BB: 1 P: 7	R: 0 E: 0 K: 1 S: 5 H: 1 LOB: 0 BB: 0 P: 5	R: 0 E: 0 K: 1 S: 6 H: 2 LOB: 1 BB: 0 P: 6	R: 0 E: 0 K: 0 S: 3 H: 0 LOB: 0 BB: 0 P: 3		1B: 8 2B: 1 3B: 0 HR: 1 SF: 0 SAC: 1 DP: 0 HBP: 0						

BOTTOM

New York Mets @ Philadelphia Phillies

Veterans Stadium, Philadelphia, PA

Sat Jun 26 1982, 7:05 PM EDT

Unknown

livebaseballscorecards.com

AB	30
R	4
H	10
RBI	4
BB	3
SO	2
LOB	13

WP: 0 PB: 0 SB: 0 CS: 1 PA: 34

PITCHER		IP	WLS	BF	H	R	ER	SO	BB	IBB	HBP	BLK	WP	HR	S	P	ERA	WHIP
Randy Jones, L ERA: 4.57	(1, 1)	6.0	L	27	8	4	3	1	3	0	0	0	0	1	26	38	4.50	1.833
Terry Leach, R ERA:	(7, 1)	2.0		7	2	0	0	1	0	0	0	0	0	0	9	9	0.00	1.000

PITCHER	IP	WLS	BF	H	R	ER	SO	BB	IBB	HBP	BLK	WP	HR	S	P	ERA	WHIP

Batter	1	2	3	4	5	6	7	8	9	AB	R	H	RBI	BB	SO	LOB
Mookie Wilson, S (1, 8) OBP: 0.317, SLG: 0.358	4-3			6-3			K	FC5, BB, 1B 1-2 2-3f 3-H		4	1	0	1	0	1	2
John Stearns, R (1, 2) OBP: 0.356, SLG: 0.426	3-1			6-3			K	1B, BB 1-2 2-3		3	0	0	0	1	1	0
George Foster, R (1, 7) OBP: 0.353, SLG: 0.403	K			F4			1B, 2B	1B 1-2 2-H 3-H		4	1	2	2	0	1	0
Dave Kingman, R (1, 3) OBP: 0.300, SLG: 0.462		K			F4		FC6-4, 1B 2-H	F4		4	0	1	1	0	1	2
Joel Youngblood, R (1, 9) OBP: 0.276, SLG: 0.359		K			F8		FC6-4 1-2f		FC4-6, 1B	4	0	1	0	0	1	1
Hubie Brooks, R (1, 5) OBP: 0.322, SLG: 0.332		F9			K			WP, 1B, FC5, 1B	FC4-6, 1B 1-2f	4	1	1	0	0	1	1
Wally Backman, S (1, 4) OBP: 0.348, SLG: 0.339			K			G1		FC5, WP, 1B 1-2	F6	4	0	1	0	0	1	1
Ron Gardenhire, R (1, 6) OBP: 0.272, SLG: 0.270 Rusty Staub, L (8, PH) OBP: 0.290, SLG: 0.316 Bob Bailor, R (8, 6) OBP: 0.329, SLG: 0.350			4-3			K		F8	1B 1-2	2 1 1	0 0 0	0 0 1	0 0 0	0 0 0	1 0 0	0 2 0
Mike Scott, R (1, 1) OBP: 0.138, SLG: 0.179 Gary Rajsich, L (6, PH) OBP: 0.263, SLG: 0.315 Jesse Orosco, R (6, 1) Mike Jorgensen, L (8, PH) OBP: 0.395, SLG: 0.386 Neil Allen, R (8, 1) OBP: 0.333, SLG: 0.200 Ellis Valentine, R (9, PH) OBP: 0.242, SLG: 0.347			K			K		BB, FC5, 1B, BB 1-2 2-3	F7	1 1 0 0 0 1	0 0 0 1 0 0	0 0 0 0 0 0	0 0 0 0 0 0	1 1 0 0 0 0	0 0 0 1 0 0	0 0 0 0 0 2
Inning Stats	R: 0 E: 0 K: 1 S: 5 H: 0 LOB: 0 BB: 0 P: 5	R: 0 E: 0 K: 2 S: 7 H: 0 LOB: 0 BB: 0 P: 7	R: 0 E: 0 K: 2 S: 7 H: 0 LOB: 0 BB: 0 P: 7	R: 0 E: 0 K: 0 S: 3 H: 0 LOB: 0 BB: 0 P: 3	R: 0 E: 0 K: 1 S: 5 H: 0 LOB: 0 BB: 0 P: 5	R: 0 E: 0 K: 2 S: 7 H: 0 LOB: 0 BB: 0 P: 7	R: 1 E: 0 K: 2 S: 9 H: 2 LOB: 1 BB: 0 P: 9	R: 3 E: 0 K: 0 S: 6 H: 3 LOB: 2 BB: 2 P: 14	R: 0 E: 0 K: 0 S: 5 H: 2 LOB: 2 BB: 0 P: 5	1B: 6 2B: 1 3B: 0 HR: 0 SF: 0 SAC: 0 DP: 0 HBP: 0						

TOP

New York Mets @ Philadelphia Phillies

Veterans Stadium, Philadelphia, PA

Sat Jun 26 1982, 7:05 PM EDT

Att. 45,513 - Unknown

livebaseballscorecards.com

AB	34
R	4
H	7
RBI	4
BB	2
SO	10
LOB	11

WP: 1 PB: 0 SB: 0 CS: 0 PA: 36

PITCHER		IP	WLS	BF	H	R	ER	SO	BB	IBB	HBP	BLK	WP	HR	S	P	ERA	WHIP
Larry Christenson, R ERA: 3.51	(1, 1)	7.1		27	4	4	4	10	1	0	0	0	1	0	46	50	4.91	0.682
Tug McGraw, L ERA:	(8, 1)	1.2	W	9	3	0	0	0	1	0	0	0	0	0	8	12	0.00	2.400

PITCHER	IP	WLS	BF	H	R	ER	SO	BB	IBB	HBP	BLK	WP	HR	S	P	ERA	WHIP

Batter	1	2	3	4	5	6	7	8	9	AB	R	H	RBI	BB	SO	LOB
Greg Gross, L (1, 8) (9, 7) OBP: 0.361, SLG: 0.338	G3		F7		1B S SF9 1B 2-H		BBB FC6 BB			3	1	1	1	1	0	0
Pete Rose, S (1, 3) OBP: 0.352, SLG: 0.374	F7		6-3		1-3 1B		1-2f FC6			4	0	1	0	0	0	1
Gary Matthews, R (1, 7) OBP: 0.341, SLG: 0.447	G3		HR		SF9 3-H			BBB HR BB		2	2	1	2	1	0	0
Bob Dernier, R (9, 8) OBP: 0.342, SLG: 0.326										0	0	0	0	0	0	0
Mike Schmidt, R (1, 5) OBP: 0.440, SLG: 0.495		F7	6-3		F7			1-H HR		4	1	1	2	0	0	1
Bo Diaz, R (1, 2) OBP: 0.353, SLG: 0.504		FC5-4 1B		6-3		4-3		S BB FC4-6-3-2 1B		4	1	2	0	0	0	0
George Vukovich, L (1, 9) OBP: 0.276, SLG: 0.330		FC5-4 1B 1-2f		4-3		6-3		BBB S 1-2 FC4-6-3-2 BB		3	1	0	0	1	0	1
Luis Aguayo, R (1, 4) OBP: 0.286, SLG: 0.406		1B 1-2 1B		6-3		BBB CS BB		5-3 1-2 2-3		3	0	1	0	1	0	2
Ivan De Jesus, R (1, 6) OBP: 0.305, SLG: 0.294		1-2 2-H 1B			SH1-3 1B 1B	CS 1-2	4-3	FC4-6-3-2 IBB		3	1	2	1	1	0	0
Larry Christenson, R (1, 1) OBP: 0.061, SLG: 0.091	F5				SH1-3 1-2		F4	FC4-6-3-2 1-2 2-H 3-H		2	0	0	0	0	0	2
Tug McGraw, R (8, 1)										1	0	0	1	0	0	2
Inning Stats	R: 0 E: 0 K: 0 S: 3 H: 0 LOB: 0 BB: 0 P: 3	R: 1 E: 0 K: 0 S: 6 H: 3 LOB: 2 BB: 0 P: 6	R: 1 E: 0 K: 0 S: 4 H: 1 LOB: 0 BB: 0 P: 4	R: 0 E: 0 K: 0 S: 3 H: 0 LOB: 0 BB: 0 P: 3	R: 2 E: 0 K: 0 S: 6 H: 3 LOB: 1 BB: 0 P: 6	R: 0 E: 0 K: 0 S: 2 H: 0 LOB: 0 BB: 1 P: 6	R: 0 E: 0 K: 0 S: 3 H: 0 LOB: 1 BB: 1 P: 7	R: 3 E: 0 K: 0 S: 4 H: 2 LOB: 1 BB: 3 P: 16		1B: 7 2B: 1 3B: 0 HR: 2	SF: 1 SAC: 1 DP: 1 HBP: 0			WP: 0 PB: 0 SB: 3 CS: 1	PA: 37		

PITCHER		IP	WLS	BF	H	R	ER	SO	BB	IBB	HBP	BLK	WP	HR	S	P	ERA	WHIP
Mike Scott, R ERA: 4.66	(1, 1)	5.0		22	7	4	4	0	0	0	0	0	0	1	22	22	7.20	1.400
Jesse Orosco, L ERA: 2.66	(6, 1)	2.0		7	0	0	0	0	2	0	0	0	0	0	5	13	0.00	1.000
Neil Allen, R ERA: 2.82	(8, 1)	1.0	L	7	2	3	3	0	2	1	0	0	0	1	4	16	27.00	4.000

PITCHER	IP	WLS	BF	H	R	ER	SO	BB	IBB	HBP	BLK	WP	HR	S	P	ERA	WHIP

BOTTOM

New York Mets @ Philadelphia Phillies

Veterans Stadium, Philadelphia, PA

Sat Jun 26 1982, 7:05 PM EDT

Att. 45,513 - Unknown

livebaseballscorecards.com

AB	29
R	7
H	9
RBI	7
BB	5
SO	0
LOB	9

Batter	1	2	3	4	5	6	7	8	9	AB	R	H	RBI	BB	SO	LOB
Mookie Wilson, S (1, 8) OBP: 0.318, SLG: 0.358	BB, 1B		F7		1-2, 2-3, 3-H, 1B		K		F6	5	0	2	1	0	1	1
John Stearns, R (1, 2) OBP: 0.357, SLG: 0.431	1-2, BB		F7		K		6-3		1-H, 1B, 3B	4	1	1	1	1	1	3
George Foster, R (1, 7) OBP: 0.354, SLG: 0.407	F9			F7	4-3		2B		3-H, 1B	5	0	2	1	0	0	5
Dave Kingman, R (1, 3) OBP: 0.294, SLG: 0.452	K			F9		K	F3		F9	5	0	0	0	0	2	4
Joel Youngblood, R (1, 9) OBP: 0.274, SLG: 0.353 (5, 5)	F7			F9		1B, BB, 1B		K	F3	5	0	1	0	0	1	3
Hubie Brooks, R (1, 5) OBP: 0.319, SLG: 0.329		F8			6-3	K		K		2	0	0	0	0	0	0
Tom Hausman, R (5, 1)										0	0	0	0	0	0	0
Gary Rajsich, L (6, PH) OBP: 0.259, SLG: 0.311										1	0	0	0	0	1	1
Pat Zachry, R (6, 1)										0	0	0	0	0	0	0
Rusty Staub, L (8, PH) OBP: 0.286, SLG: 0.310										1	0	0	0	0	1	0
Neil Allen, R (8, 1) OBP: 0.333, SLG: 0.200										0	0	0	0	0	0	0
Wally Backman, S (1, 4) OBP: 0.356, SLG: 0.351		F7			BB, 1B, BB, 1B	1-2, BB		2B		3	1	2	0	1	0	0
Ron Gardenhire, R (1, 6) OBP: 0.277, SLG: 0.271		F8			1-2, 1B, BB, BB	1-2, 2-3, 1B		F7		3	0	1	0	1	0	1
Craig Swan, R (1, 1) OBP: 0.200, SLG: 0.077			F9		1-2, 2-3, 1B, BB	K			3B, 1B	1	0	0	0	0	0	0
Ed Lynch, R (3, 1)										0	0	0	0	0	0	0
Mike Jorgensen, L (5, PH) OBP: 0.382, SLG: 0.391 (5, 9)										2	1	1	0	1	1	3
Inning Stats	R: 0 E: 0 K: 1 S: 6 H: 1 LOB: 2 BB: 1 P: 10	R: 0 E: 0 K: 0 S: 3 H: 0 LOB: 0 BB: 0 P: 3	R: 0 E: 0 K: 0 S: 3 H: 0 LOB: 0 BB: 0 P: 3	R: 0 E: 0 K: 0 S: 3 H: 0 LOB: 0 BB: 0 P: 3	R: 1 E: 0 K: 1 S: 7 H: 2 LOB: 3 BB: 2 P: 15	R: 0 E: 0 K: 3 S: 11 H: 2 LOB: 3 BB: 1 P: 15	R: 0 E: 0 K: 1 S: 6 H: 1 LOB: 1 BB: 0 P: 6	R: 0 E: 0 K: 2 S: 8 H: 1 LOB: 1 BB: 0 P: 8	R: 2 E: 0 K: 0 S: 6 H: 3 LOB: 1 BB: 0 P: 6	1B: 7 2B: 2 3B: 1 HR: 0 SF: 0 SAC: 0 DP: 0 HBP: 0						

PITCHER		IP	WLS	BF	H	R	ER	SO	BB	IBB	HBP	BLK	WP	HR	S	P	ERA	WHIP
Mike Krukow, R ERA: 2.65	(1, 1)	7.0	W	31	6	1	1	6	4	0	0	0	0	0	39	55	1.29	1.429
Ron Reed, R ERA: 3.17	(8, 1)	2.0		10	4	2	2	2	0	0	0	0	0	0	14	14	9.00	2.000

PITCHER	IP	WLS	BF	H	R	ER	SO	BB	IBB	HBP	BLK	WP	HR	S	P	ERA	WHIP

TOP

New York Mets @ Philadelphia Phillies

Veterans Stadium, Philadelphia, PA

Sun Jun 27 1982, 3:33 AM EDT

Att. 43,134 - Unknown

livebaseballscorecards.com

AB	37
R	3
H	10
RBI	3
BB	4
SO	8
LOB	21

WP: 0 PB: 0 SB: 0 CS: 0 PA: 41

Batter	1	2	3	4	5	6	7	8	9	AB	R	H	RBI	BB	SO	LOB
Greg Gross, L (1, 8) (8, 7) OBP: 0.351, SLG: 0.329	G6-4-3 1B	8-2 3-Hf		4-3		6-3		4-3		5	0	1	0	0	0	5
Pete Rose, S (1, 3) OBP: 0.352, SLG: 0.374	G6-4-3 1-2f		G3	2-H 1B			6-3			3	0	1	1	0	0	1
Len Matuszek, L (7, 3) OBP: 0.185, SLG: 0.160										1	0	0	0	0	0	0
Gary Matthews, R (1, 7) OBP: 0.343, SLG: 0.448	BB HR 1B		S 1B 1B	F9			6-3			4	2	2	0	0	0	1
Bob Dernier, R (8, 8) OBP: 0.342, SLG: 0.326										0	0	0	0	0	0	0
Mike Schmidt, R (1, 5) OBP: 0.445, SLG: 0.495	BBBB 1-2 HR BB		1B 1-H HR 1B	SSS K			BBBB 4-0	BB		2	2	1	1	2	1	1
Ron Reed, R (8, 1) OBP: 0.286, SLG: 0.500										0	0	0	0	0	0	0
Bo Diaz, R (1, 2) OBP: 0.355, SLG: 0.517	1-H 2-H HR		1-3 HR 1B		F8		SSS K			4	2	2	3	0	1	1
George Vukovich, L (1, 9) OBP: 0.284, SLG: 0.367	SSS K		1-H 3-H HR		F9			G6-3 1B		4	1	2	3	0	1	0
Manny Trillo, R (1, 4) OBP: 0.311, SLG: 0.305		1B 8-2 1B	5-3		6-3			1-2 G6-3 1B		4	0	2	0	0	0	0
Ivan De Jesus, R (1, 6) OBP: 0.304, SLG: 0.294		S 1-3 1B	SSS K			F9		1-2f 2-3 G6-3		4	0	1	0	0	1	2
Mike Krukow, R (1, 1) OBP: 0.194, SLG: 0.222		F2 1-2		1B 2B		5-3		BBBB 4-0 BB		3	1	1	0	0	0	2
Dave Roberts, R (8, 5) OBP: 0.214, SLG: 0.192										0	0	0	0	1	0	0
Inning Stats	R: 3 E: 0 K: 1 S: 7 H: 3 LOB: 0 BB: 1 P: 11	R: 0 E: 0 K: 0 S: 4 H: 2 LOB: 1 BB: 0 P: 4	R: 4 E: 0 K: 1 S: 9 H: 4 LOB: 0 BB: 0 P: 9	R: 1 E: 0 K: 1 S: 7 H: 2 LOB: 1 BB: 0 P: 7	R: 0 E: 0 K: 0 S: 3 H: 0 LOB: 0 BB: 0 P: 3	R: 0 E: 0 K: 0 S: 3 H: 0 LOB: 0 BB: 0 P: 3	R: 0 E: 0 K: 1 S: 5 H: 0 LOB: 1 BB: 1 P: 9	R: 0 E: 0 K: 0 S: 4 H: 2 LOB: 2 BB: 1 P: 8		1B: 10 2B: 2 3B: 0 HR: 2	SF: 0 SAC: 0 DP: 3 HBP: 0						

PITCHER		IP	WLS	BF	H	R	ER	SO	BB	IBB	HBP	BLK	WP	HR	S	P	ERA	WHIP
Craig Swan, R ERA: 3.34	(1, 1)	2.1	L	15	9	7	7	1	1	0	0	0	0	2	16	20	27.00	4.286
Ed Lynch, R ERA: 3.99	(3, 1)	1.2		7	2	1	1	2	0	0	0	0	0	0	11	11	5.40	1.200
Tom Hausman, R ERA: 3.0	(5, 1)	1.0		3	0	0	0	0	0	0	0	0	0	0	3	3	0.00	0.000
Pat Zachry, R ERA: 4.58	(6, 1)	2.0		7	0	0	0	1	1	0	0	0	0	0	8	12	0.00	0.500
Neil Allen, R ERA: 2.75	(8, 1)	1.0		5	2	0	0	0	1	0	0	0	0	0	4	8	0.00	3.000

PITCHER	IP	WLS	BF	H	R	ER	SO	BB	IBB	HBP	BLK	WP	HR	S	P	ERA	WHIP

BOTTOM

New York Mets @ Philadelphia Phillies

Veterans Stadium, Philadelphia, PA

Sun Jun 27 1982, 3:33 AM EDT

Att. 43,134 - Unknown

livebaseballscorecards.com

AB	34
R	8
H	13
RBI	8
BB	3
SO	4
LOB	13

Batter	1	2	3	4	5	6	7	8	9	AB	R	H	RBI	BB	SO	LOB
Lonnie Smith, R (1, 7) OBP: 0.380, SLG: 0.448	B B B B 4-0 CS BB		x 0-0 G4-6-3 1B		B B B 4-0 BB			x 0-0 ② L6		2	0	1	0	2	0	0
Bruce Sutter, R (8, 1)										0	0	0	0	0	0	0
Mike Ramsey, S (1, 5) OBP: 0.344, SLG: 0.349	x 0-0 ① ② 6-3 1-2		x 0-0 ① ② G4-6-3 1-2f		x 0-0 ③ 1-3 2-3			x 0-0 FC6-4 1B		4	0	1	0	0	0	4
Keith Hernandez, L (1, 3) OBP: 0.380, SLG: 0.374	x 0-0 2B		S S S 0-3 ③ K			x 0-0 ① F8		x 0-0 ③ FC6-4 1-2f		4	0	1	0	0	1	1
George Hendrick, R (1, 9) OBP: 0.288, SLG: 0.420	x 0-0 ③ 5-3			x 0-0 ① F3		x 0-0 ② G3			x 0-0 ① F9	4	0	0	0	0	0	1
Gene Tenace, R (1, 2) OBP: 0.554, SLG: 0.825		x 0-0 FC5 2B		x 0-0 ② F8		S S S 0-3 ③ K			x 0-0 ② F4	4	0	1	0	0	1	0
Willie McGee, S (1, 8) OBP: 0.354, SLG: 0.423		S S S 0-3 ① K		S S S 0-3 ③ K			x 0-0 ① 4-3		x 0-0 1B	4	0	1	0	0	2	1
Tom Herr, S (1, 4) OBP: 0.340, SLG: 0.325		B B B B 4-0 FC5 BB			x 0-0 BB 1B		x 0-0 ② F8		x 0-0 ③ 6-3	3	0	1	0	1	0	1
Ozzie Smith, S (1, 6) OBP: 0.334, SLG: 0.358		x 0-0 ② FC5 1-2 2-3f			B B B B 4-0 ① S SH1-4 1-2 BB		x 0-0 ③ F8			2	0	0	0	1	0	2
Steve Mura, R (1, 1) OBP: 0.107, SLG: 0.074		x 0-0 ③ F9			x 0-0 ② SH1-4 1-2			x 0-0 ① 5-3		1	0	0	0	0	0	2
Tito Landrum, R (8, PH) OBP: 0.344, SLG: 0.414 (8, 7)										1	0	0	0	0	0	0
Inning Stats	R: 0 H: 1 E: 0 LOB: 1 K: 0 BB: 1 S: 3 P: 7	R: 0 H: 1 E: 0 LOB: 2 K: 1 BB: 1 S: 6 P: 10	R: 0 H: 1 E: 0 LOB: 0 K: 1 BB: 0 S: 5 P: 5	R: 0 H: 0 E: 0 LOB: 0 K: 1 BB: 0 S: 5 P: 5	R: 0 H: 1 E: 0 LOB: 2 K: 0 BB: 2 S: 3 P: 11	R: 0 H: 0 E: 0 LOB: 0 K: 1 BB: 0 S: 5 P: 5	R: 0 H: 0 E: 0 LOB: 0 K: 0 BB: 0 S: 3 P: 3	R: 0 H: 1 E: 0 LOB: 1 K: 0 BB: 0 S: 4 P: 4	R: 0 H: 1 E: 0 LOB: 1 K: 0 BB: 0 S: 4 P: 4							

TOP

St. Louis Cardinals @ Philadelphia Phillies
Veterans Stadium, Philadelphia, PA
Mon Jun 28 1982, 7:05 PM EDT
Att. 34,440 - Unknown

livebaseballscorecards.com

AB	29
R	0
H	6
RBI	0
BB	4
SO	4
LOB	12

1B: 4	SF: 0	WP: 0	PA: 34
2B: 2	SAC: 1	PB: 0	
3B: 0	DP: 1	SB: 1	
HR: 0	HBP: 0	CS: 1	

PITCHER	IP	WLS	BF	H	R	ER	SO	BB	IBB	HBP	BLK	WP	HR	S	P	ERA	WHIP
Steve Carlton, L (1, 1) ERA: 3.58	9.0	W	34	6	0	0	4	4	0	0	0	0	0	38	54	0.00	1.111

PITCHER	IP	WLS	BF	H	R	ER	SO	BB	IBB	HBP	BLK	WP	HR	S	P	ERA	WHIP

Batter	1	2	3	4	5	6	7	8	9	AB	R	H	RBI	BB	SO	LOB
Bob Dernier, R (1, 8) OBP: 0.348, SLG: 0.335	G6-3 2B		BBBB E BB		S 1B 1B		F4			3	1	2	0	1	0	0
Pete Rose, S (1, 3) OBP: 0.354, SLG: 0.371	BBBB G6-3 BB		BBBB 1-2 G5-4-3 BB		F7 1-2			G3		2	0	0	0	2	0	1
Gary Matthews, R (1, 7) OBP: 0.342, SLG: 0.445 Greg Gross, L (9, 7) OBP: 0.351, SLG: 0.329	G6-3 1-2f 2-3		G5-4-3 1-2f		FC5-4 2-H 1B			6-3		4 0	0 0	1 0	1 0	0 0	0 0	4 0
Mike Schmidt, R (1, 5) OBP: 0.442, SLG: 0.495	6-3			F7	FC5-4 1-2f			2B		4	0	1	0	0	0	2
Bo Diaz, R (1, 2) OBP: 0.357, SLG: 0.514		6-3		BB 1B		SSS K		IBB		3	0	1	0	1	1	0
George Vukovich, L (1, 9) OBP: 0.283, SLG: 0.382		SSS K		SSS K		CS 3B		F9		4	0	1	0	0	2	3
Manny Trillo, R (1, 4) OBP: 0.316, SLG: 0.307		1B	BBBB FC6 1-2 BB			F8 3-H				2	0	1	0	1	0	1
Ivan De Jesus, R (1, 6) OBP: 0.301, SLG: 0.290		SSS K		FC6 1-2f			5-3			3	0	0	0	0	1	3
Steve Carlton, L (1, 1) OBP: 0.217, SLG: 0.326			F8		4-3		4-3			3	0	0	0	0	0	0
Inning Stats	R: 0 E: 0 K: 0 S: 3 H: 1 LOB: 1 BB: 1 P: 7	R: 0 E: 0 K: 2 S: 8 H: 1 LOB: 1 BB: 0 P: 8	R: 0 E: 1 K: 0 S: 2 H: 0 LOB: 1 BB: 2 P: 10	R: 0 E: 0 K: 1 S: 6 H: 1 LOB: 2 BB: 1 P: 10	R: 1 E: 0 K: 0 S: 5 H: 2 LOB: 1 BB: 0 P: 5	R: 0 E: 0 K: 1 S: 5 H: 1 LOB: 0 BB: 0 P: 5	R: 0 E: 0 K: 0 S: 3 H: 0 LOB: 0 BB: 0 P: 3	R: 0 E: 0 K: 0 S: 4 H: 1 LOB: 2 BB: 1 P: 8		1B: 4 2B: 2 3B: 1 HR: 0	SF: 0 SAC: 0 DP: 2 HBP: 0						

PITCHER		IP	WLS	BF	H	R	ER	SO	BB	IBB	HBP	BLK	WP	HR	S	P	ERA	WHIP
Steve Mura, R ERA: 4.45	(1, 1)	7.0	L	28	6	1	1	4	4	0	0	0	0	0	32	48	1.29	1.429
Bruce Sutter, R ERA: 4.44	(8, 1)	1.0		5	1	0	0	0	0	1	0	0	0	0	4	8	0.00	1.000

PITCHER	IP	WLS	BF	H	R	ER	SO	BB	IBB	HBP	BLK	WP	HR	S	P	ERA	WHIP

BOTTOM

St. Louis Cardinals @ Philadelphia Phillies
Veterans Stadium, Philadelphia, PA
Mon Jun 28 1982, 7:05 PM EDT
Att. 34,440 - Unknown

St.

livebaseballscorecards.com

AB	28
R	1
H	7
RBI	1
BB	5
SO	4
LOB	14

St. Louis Cardinals @ Philadelphia Phillies

Veterans Stadium, Philadelphia, PA

Tue Jun 29 1982, 7:05 PM EDT

Att. 23,850 - Unknown

TOP

livebaseballscorecards.com

Batter	1	2	3	4	5	6	7	8	9	AB	R	H	RBI	BB	SO	LOB
Lonnie Smith, R (1, 8) (5, 7) OBP: 0.385, SLG: 0.448	1-3	CS 2-H 3-H 1B			F9 1B 2B 1B	BBBB 1B HR BB		BBBB 1B HR BB	F8	4	3	2	2	2	0	0
Tom Herr, S (1, 4) (7, 4) (8, 6) Mike Ramsey, S OBP: 0.349, SLG: 0.335 OBP: 0.345, SLG: 0.351	2B SF8 1B	CS 1-2	F8		1-2 2B 1B	1-2 2-H HR 1B		BB 1-2 HR 1B	SSS K	4 2	3 1	3 1	1 1	0 0	0 1	0 0
Keith Hernandez, L (1, 3) (8, 3) Gene Tenace, R OBP: 0.384, SLG: 0.390 OBP: 0.544, SLG: 0.805	1-3 2B		L3		F9 2-3	1-H 2-H HR		BBBB 1-2 2-3 HR BB	F8	4 1	2 0	2 0	3 0	1 0	0 0	2 0
George Hendrick, R (1, 9) (8, 9) Tito Landrum, R OBP: 0.290, SLG: 0.438 OBP: 0.344, SLG: 0.414	SF8 3-H	6-3			1-H 3-H 3B 2B	F8		1-H 2-H 3-H HR		4 0	2 0	2 0	7 0	0 0	0 0	0 0
Dane Iorg, L (1, 7) Willie McGee, S (5, PH) (5, 8) OBP: 0.368, SLG: 0.351 OBP: 0.361, SLG: 0.443	F9			SSS K 2-H 3B	2B 1B	4-3				2 3	0 1	0 2	0 1	0 0	1 0	1 0
Darrell Porter, L (1, 2) Glenn Brummer, R (8, 2) OBP: 0.316, SLG: 0.398 OBP: 0.245, SLG: 0.321	G3	F4	F8		F9 1-6-3 1B BB					4 0	0 0	0 0	0 0	1 0	0 0	2 0
Ken Oberkfell, L (1, 5) OBP: 0.323, SLG: 0.333	E 1B 1B				F7 SSS K 1-6-3 1-2 1B					5	1	3	0	0	1	1
Ozzie Smith, S (1, 6) Jeff Lahti, R (8, 1) OBP: 0.339, SLG: 0.364	E7 1-3 1B 1B		4-3		BBBB 4-0 SH1-4 1B BB	1-H 2B		1-6-3 1-2 2-3		4 0	2 0	2 0	1 0	1 0	0 0	3 0
Joaquin Andujar, S (1, 1) Julio Gonzalez, R (8, PH) (8, 4) OBP: 0.191, SLG: 0.255 OBP: 0.254, SLG: 0.328	SSS K		SSS K	SSS SH1-4 1-2	SSS K	SSS K		SSS K		3 1	0 0	0 0	0 0	0 0	3 1	3 2
Inning Stats	R: 1 E: 0 K: 0 S: 5 H: 2 LOB: 1 BB: 0 P: 5	R: 2 E: 1 K: 1 S: 7 H: 3 LOB: 0 BB: 0 P: 7	R: 0 E: 0 K: 0 S: 3 H: 0 LOB: 0 BB: 0 P: 3	R: 0 E: 0 K: 1 S: 6 H: 1 LOB: 1 BB: 0 P: 6	R: 3 E: 0 K: 1 S: 9 H: 4 LOB: 1 BB: 0 P: 9	R: 4 E: 0 K: 0 S: 5 H: 2 LOB: 0 BB: 2 P: 13	R: 1 E: 0 K: 2 S: 9 H: 2 LOB: 1 BB: 0 P: 9	R: 4 E: 0 K: 1 S: 8 H: 3 LOB: 2 BB: 3 P: 20	R: 0 E: 0 K: 1 S: 5 H: 0 LOB: 0 BB: 0 P: 5	1B: 11 2B: 3 3B: 1 HR: 2 SF: 1 SAC: 1 DP: 0 HBP: 0						

	AB	41
	R	15
	H	17
	RBI	15
	BB	5
	SO	7
	LOB	14

WP: 0 PB: 0 SB: 0 CS: 1 PA: 49

PITCHER		IP	WLS	BF	H	R	ER	SO	BB	IBB	HBP	BLK	WP	HR	S	P	ERA	WHIP
Dick Ruthven, R ERA: 3.46	(1, 1)	4.2	L	22	9	6	5	3	0	0	0	0	0	0	28	28	9.64	1.929
Sid Monge, L ERA: 4.39	(5, 1)	0.1		2	1	0	0	0	0	0	0	0	0	0	2	2	0.00	3.000
Porfi Altamirano, R ERA: 5.71	(6, 1)	2.0		12	4	5	5	2	2	0	0	0	0	1	14	22	22.50	3.000
Ed Farmer, R ERA: 7.68	(8, 1)	0.1		6	2	4	4	0	3	0	0	0	0	1	3	15	108.00	15.000
Sparky Lyle, L ERA: 3.72	(8, 1)	1.2		6	1	0	0	2	0	0	0	0	0	0	10	10	0.00	0.600

PITCHER	IP	WLS	BF	H	R	ER	SO	BB	IBB	HBP	BLK	WP	HR	S	P	ERA	WHIP

Batter	1	2	3	4	5	6	7	8	9	AB	R	H	RBI	BB	SO	LOB
Bob Dernier, R (1, 8) OBP: 0.347, SLG: 0.333	G3		1-3		1B			1-3		4	0	1	0	0	0	0
Pete Rose, S (1, 3) OBP: 0.353, SLG: 0.369	F8		K		5-3			1B		4	0	1	0	0	1	0
Ozzie Virgil, R (8, PR) OBP: 0.324, SLG: 0.438										0	0	0	0	0	0	0
(9, 2)																
Gary Matthews, R (1, 7) OBP: 0.345, SLG: 0.447	2B 1B		BB 1B			6-3		1-3		3	1	2	0	0	0	0
Bill Robinson, R (8, PH) OBP: 0.290, SLG: 0.440										1	0	0	0	0	0	1
(9, 3)																
Mike Schmidt, R (1, 5) OBP: 0.445, SLG: 0.500	1-H 1B 2B		1-2 BB			6-3			F8	2	0	1	1	1	0	0
Greg Gross, L (9, 7) OBP: 0.346, SLG: 0.324										1	0	0	0	0	0	0
Bo Diaz, R (1, 2) OBP: 0.358, SLG: 0.514	2-H 1B		F4			F8			1B E 1B	2	0	1	0	0	0	2
Dave Roberts, R (6, PH) OBP: 0.233, SLG: 0.214										2	1	1	0	0	0	0
(7, 2)																
(9, 5)																
George Vukovich, L (1, 9) OBP: 0.282, SLG: 0.377		F8	1-3				1-3		1-H 4-3 E8 1B	4	1	1	0	0	0	0
Manny Trillo, R (1, 4) OBP: 0.310, SLG: 0.301		F9	F9				F7		3-H 4-3	4	0	0	1	0	0	0
Ivan De Jesus, R (1, 6) OBP: 0.301, SLG: 0.291		FC6-4 1B	6-3				6-3		BB	3	0	1	0	0	0	0
Ed Farmer, R (8, 1)										0	0	0	0	0	0	0
Sparky Lyle, L (8, 1) OBP: 0.667, SLG: 0.500										0	0	0	0	1	0	0
Dick Ruthven, R (1, 1) OBP: 0.059, SLG: 0.061		FC6-4 1-2f			F9			K	6-3	1	0	0	0	0	0	1
Sid Monge, S (5, 1)										0	0	0	0	0	0	0
Len Matuszek, L (5, PH) OBP: 0.179, SLG: 0.154										1	0	0	0	0	0	0
Porfi Altamirano, R (6, 1) OBP: 0.333, SLG: 0.333										0	0	0	0	0	0	0
Luis Aguayo, R (8, 6) OBP: 0.270, SLG: 0.382										2	0	0	0	0	1	1
Inning Stats	R: 1 E: 0 K: 0 S: 5 H: 3 LOB: 2 BB: 0 P: 5	R: 0 E: 0 K: 0 S: 4 H: 1 LOB: 1 BB: 0 P: 4	R: 0 E: 0 K: 1 S: 6 H: 1 LOB: 2 BB: 1 P: 10	R: 0 E: 0 K: 0 S: 3 H: 0 LOB: 0 BB: 0 P: 3	R: 0 E: 0 K: 0 S: 3 H: 1 LOB: 0 BB: 0 P: 3	R: 0 E: 0 K: 0 S: 3 H: 0 LOB: 0 BB: 0 P: 3	R: 0 E: 0 K: 0 S: 3 H: 0 LOB: 0 BB: 0 P: 3	R: 0 E: 0 K: 1 S: 6 H: 1 LOB: 1 BB: 0 P: 6	R: 2 E: 1 K: 0 S: 5 H: 2 LOB: 1 BB: 1 P: 9	1B: 8 2B: 1 3B: 0 HR: 0	SF: 0 SAC: 0 DP: 0 HBP: 0						

PITCHER		IP	WLS	BF	H	R	ER	SO	BB	IBB	HBP	BLK	WP	HR	S	P	ERA	WHIP
Joaquin Andujar, R ERA: 2.29	(1, 1)	7.0	W	26	6	1	1	1	1	0	0	0	0	0	27	31	1.29	1.000
Jeff Lahti, R ERA: 2.25	(8, 1)	2.0		10	3	2	0	1	1	0	0	0	0	0	11	15	0.00	2.000

PITCHER	IP	WLS	BF	H	R	ER	SO	BB	IBB	HBP	BLK	WP	HR	S	P	ERA	WHIP

BOTTOM

St. Louis Cardinals @ Philadelphia Phillies
Veterans Stadium, Philadelphia, PA
Tue Jun 29 1982, 7:05 PM EDT
Att. 23,850 - Unknown

livebaseballscorecards.com

AB	34
R	3
H	9
RBI	2
BB	2
SO	2
LOB	5

WP: 0 PB: 0 SB: 0 CS: 0 PA: 36

Batter	1	2	3	4	5	6	7	8	9	AB	R	H	RBI	BB	SO	LOB
Lonnie Smith, R (1, 8) OBP: 0.388, SLG: 0.449	BBBB 4-0 7-5-6 S BB		x 0-0 ① F9		x 0-0 G4-6-3 1B		x 0-0 ①② G5-4-3 1-2f		x 0-0 1-2 2-H 1B	4	0	2	1	1	0	1
Tom Herr, S (1, 4) OBP: 0.342, SLG: 0.327 Gene Tenace, R (9, PH) OBP: 0.534, SLG: 0.786	x 0-0 ①② 7-5-6 1-3f		SSS 0-3 ② K		x 0-0 ①② G4-6-3 1-2f		x 0-0 ③ F7		x 0-0 ② F7	4	0	0	0	0	1	2
										1	0	0	0	0	0	2
Keith Hernandez, L (1, 3) OBP: 0.384, SLG: 0.388	BBBB 4-0 S BB		x 0-0 ③ F8		x 0-0 ③ 3-1			x 0-0 G4-6-3 1B 1B	x 0-0 ③ F8	4	0	1	0	1	0	2
George Hendrick, R (1, 9) OBP: 0.293, SLG: 0.448	x 0-0 ③ 5-3 1-2			SSS 0-3 ① K		x 0-0 1B 3B		x 0-0 G4-6-3 1-2 1B		4	1	2	0	0	1	1
Dane Iorg, L (1, 7) OBP: 0.365, SLG: 0.348		x 0-0 ① F8		x 0-0 1B 1B 1B		SSS 0-3 ① K		x 0-0 ①② G4-6-3 1-2f 2-3		4	0	1	0	0	1	3
Darrell Porter, L (1, 2) OBP: 0.325, SLG: 0.406		x 0-0 2B SF8 1B		x 0-0 1B 1-2 1B		x 0-0 FC4-6 3-H 1B		x 0-0 ③ F5		4	1	3	1	0	0	1
Ken Oberkfell, L (1, 5) OBP: 0.326, SLG: 0.341		x 0-0 1-3 2B		x 0-0 ② F8		x 0-0 ② FC4-6 1-2f			x 0-0 FC1-6 1B	4	0	2	0	0	0	3
Ozzie Smith, S (1, 6) OBP: 0.338, SLG: 0.364		x 0-0 ② SF8 3-H		x 0-0 1-2 2-3 1B		x 0-0 ③ 1-3			x 0-0 ① FC1-6 1B 1-2f 1B	3	1	1	1	0	0	2
Bob Forsch, R (1, 1) OBP: 0.286, SLG: 0.366 Jeff Keener, L (2, 1) Steve Braun, L (4, PH) OBP: 0.349, SLG: 0.270 Jim Kaat, L (4, 1) Mike Ramsey, S (7, PH) OBP: 0.349, SLG: 0.351 John Stuper, R (7, 1) OBP: 0.273, SLG: 0.455 Doug Bair, R (8, 1) Willie McGee, S (9, PH) OBP: 0.365, SLG: 0.447		x 0-0 ③ 1-3		SSS 0-3 ③ K		BBBB 4-0 G5-4-3 BB			x 0-0 1B 1-2 1B	1	0	0	0	0	0	1
										0	0	0	0	0	0	0
										1	0	0	0	0	0	3
										0	0	0	0	0	0	0
										0	0	0	0	1	0	0
										0	0	0	0	0	0	0
										0	0	0	0	0	0	0
										1	0	1	0	0	0	0
Inning Stats	R: 0 E: 0 K: 0 S: 2 H: 0 LOB: 1 BB: 2 P: 10	R: 1 E: 0 K: 0 S: 5 H: 2 LOB: 1 BB: 0 P: 5	R: 0 E: 0 K: 1 S: 5 H: 0 LOB: 0 BB: 0 P: 5	R: 0 E: 0 K: 2 S: 10 H: 3 LOB: 3 BB: 0 P: 10	R: 0 E: 0 K: 0 S: 3 H: 1 LOB: 0 BB: 0 P: 3	R: 1 E: 0 K: 1 S: 7 H: 2 LOB: 1 BB: 0 P: 7	R: 0 E: 0 K: 0 S: 2 H: 0 LOB: 0 BB: 1 P: 6	R: 0 E: 0 K: 0 S: 4 H: 2 LOB: 1 BB: 0 P: 4	R: 1 E: 0 K: 0 S: 6 H: 3 LOB: 2 BB: 0 P: 6	1B: 11 2B: 2 3B: 1 HR: 0	SF: 1 SAC: 0 DP: 4 HBP: 0					

PITCHER		IP	WLS	BF	H	R	ER	SO	BB	IBB	HBP	BLK	WP	HR	S	P	ERA	WHIP
Larry Christenson, R ERA: 3.49	(1, 1)	8.1	W	37	13	3	3	4	3	0	0	0	0	0	42	54	3.24	1.920
Tug McGraw, L ERA:	(9, 1)	0.2	S	2	0	0	0	0	0	0	0	0	0	0	2	2	0.00	0.000

PITCHER	IP	WLS	BF	H	R	ER	SO	BB	IBB	HBP	BLK	WP	HR	S	P	ERA	WHIP

TOP

St. Louis Cardinals @ Philadelphia Phillies
Veterans Stadium, Philadelphia, PA
Wed Jun 30 1982, 7:05 PM EDT
Att. 31,403 - Unknown

livebaseballscorecards.com

AB	35
R	3
H	13
RBI	3
BB	3
SO	4
LOB	21

Batter	1	2	3	4	5	6	7	8	9	AB	R	H	RBI	BB	SO	LOB
Bob Dernier, R (1, 8) OBP: 0.355, SLG: 0.347	x 0-0 F8 SF7 2B	x 0-0 CS 2-3 3-H 1B		x 0-0 S 3B 1B		x 0-0 G5-4-3 1B		S S S 0-3 ③ K		5	2	4	1	0	1	0
Pete Rose, S (1, 3) OBP: 0.355, SLG: 0.376	x 0-0 ① F8 2-3	H 1-0 ② BB 1-2 HBP		x 0-0 2B 1-H 3B		x 0-0 ②③ G5-4-3 1-2f				3	1	1	1	0	0	2
Gary Matthews, R (1, 7) OBP: 0.350, SLG: 0.455 Greg Gross, L (8, 7) OBP: 0.346, SLG: 0.324	x 0-0 ② SF7 3-H	B B B 4-0 BB 1-2		x 0-0 2B 3-H			x 0-0 CS 1B			2 0	0 0	2 0	2 0	1 0	0 0	0 0
Mike Schmidt, R (1, 5) OBP: 0.438, SLG: 0.490	S S S 0-3 ③ K	S S S 0-3 ③ K		x 0-0 ③ 6-3			x 0-0 ①② 6-3 1-2			4	0	0	0	0	2	5
Bo Diaz, R (1, 2) OBP: 0.357, SLG: 0.514		S S S 0-3 ① K	x 0-0 ① F7		S S S 0-3 ① K2-3		x 0-0 2B			4	0	1	0	0	2	0
George Vukovich, L (1, 9) OBP: 0.289, SLG: 0.376		x 0-0 1B 1B 2B 1B	x 0-0 ② G3		x 0-0 ② 4-3		4-0 FC6-4 IBB			3	1	1	0	1	0	0
Manny Trillo, R (1, 4) OBP: 0.313, SLG: 0.305		x 0-0 1B 1-2 2B 1B	S S S 0-3 ③ K		x 0-0 FC4-6 1B		x 0-0 ③ FC6-4 1-2f			4	1	2	0	0	1	2
Ivan De Jesus, R (1, 6) OBP: 0.301, SLG: 0.290		x 0-0 2B 1B 1-2 2-3 1B		x 0-0 ① 6-3	x 0-0 ③ FC4-6 1-2f			x 0-0 ① F9		4	1	1	0	0	0	1
Larry Christenson, R (1, 1) OBP: 0.081, SLG: 0.135 Tug McGraw, R (9, 1)		x 0-0 1B 1-3 2-H 3-H 2B		S S S 0-3 ② K		S S S 0-3 ① K		S S S 0-3 ② K		4 0	0 0	1 0	2 0	0 0	3 0	0 0
Inning Stats	R: 1 E: 0 K: 1 S: 6 H: 1 LOB: 0 BB: 0 P: 6	R: 3 E: 0 K: 2 S: 11 H: 5 LOB: 3 BB: 1 P: 16	R: 0 E: 0 K: 1 S: 5 H: 0 LOB: 0 BB: 0 P: 5	R: 2 E: 0 K: 1 S: 8 H: 3 LOB: 1 BB: 0 P: 8	R: 0 E: 0 K: 1 S: 6 H: 1 LOB: 1 BB: 0 P: 6	R: 0 E: 0 K: 1 S: 5 H: 1 LOB: 0 BB: 0 P: 5	R: 0 E: 0 K: 0 S: 4 H: 2 LOB: 2 BB: 1 P: 8	R: 0 E: 0 K: 2 S: 7 H: 0 LOB: 0 BB: 0 P: 7		1B: 8 2B: 4 3B: 1 HR: 0	SF: 1 SAC: 0 DP: 1 HBP: 1					

PITCHER		IP	WLS	BF	H	R	ER	SO	BB	IBB	HBP	BLK	WP	HR	S	P	ERA	WHIP
Bob Forsch, R ERA: 4.29	(1, 1)	1.2	L	12	6	4	4	2	1	0	1	0	0	0	14	19	21.60	4.200
Jeff Keener, R ERA: 1.54	(2, 1)	1.1		4	0	0	0	2	0	0	0	0	0	0	8	8	0.00	0.000
Jim Kaat, L ERA: 3.68	(4, 1)	3.0		13	5	2	2	3	0	0	0	0	0	0	19	19	6.00	1.667
John Stuper, R ERA: 3.0	(7, 1)	1.0		5	2	0	0	0	0	1	0	0	0	0	4	8	0.00	2.000
Doug Bair, R ERA: 2.63	(8, 1)	1.0		3	0	0	0	2	0	0	0	0	0	0	7	7	0.00	0.000

PITCHER	IP	WLS	BF	H	R	ER	SO	BB	IBB	HBP	BLK	WP	HR	S	P	ERA	WHIP

BOTTOM

St. Louis Cardinals @ Philadelphia Phillies
Veterans Stadium, Philadelphia, PA
Wed Jun 30 1982, 7:05 PM EDT
Att. 31,403 - Unknown

livebaseballscorecards.com

AB	33
R	6
H	13
RBI	6
BB	2
SO	9
LOB	10

1B: 8 SF: 1
2B: 4 SAC: 0
3B: 1 DP: 1
HR: 0 HBP: 1

WP: 0 PA: 37
PB: 0
SB: 1
CS: 2

Batter	1	2	3	4	5	6	7	8	9	AB	R	H	RBI	BB	SO	LOB
Bob Dernier, R (1, 8) OBP: 0.350, SLG: 0.341	S S S 0-3 ① K			x 0-0 ① F7		x 0-0 ② F4	x 0-0 ② ③ G4-6-3 1-2f			4	0	0	0	0	1	1
Pete Rose, S (1, 3) Sid Monge, S (6, 1) Greg Gross, L (8, PH) (8, 9) OBP: 0.342, SLG: 0.319	x 0-0 ② 1-6-3			B B B B 4-0 BB		x 0-0 1B		S S S 0-3 ① K		2 0 1	0 0 0	1 0 0	0 0 0	1 0 0	0 0 1	0 0 0
Gary Matthews, R (1, 7) OBP: 0.346, SLG: 0.448	x 0-0 ③ F2			S S S 0-3 ② K		x 0-0 ③ F9		x 0-0 ② L3		4	0	0	0	0	1	2
Mike Schmidt, R (1, 5) OBP: 0.439, SLG: 0.488		x 0-0 ① F8		x 0-0 ③ F7			B B B B 4-0 1B 1B BB	x 0-0 1B 1B		3	1	1	0	1	0	1
George Vukovich, L (1, 9) OBP: 0.296, SLG: 0.381 Ron Reed, R (8, 1) OBP: 0.286, SLG: 0.500		S S S 0-3 ② K			x 0-0 ① P6		x 0-0 1B 2B 1B 1-3	x 0-0 FC5-4 1B 1-3		4 0	1 0	2 0	0 0	0 0	1 0	0 0
Ozzie Virgil, R (1, 2) OBP: 0.342, SLG: 0.429		x 0-0 ③ P6			B B B B 4-0 BB		x 0-0 2B 1B 1B 1-2 3-H	x 0-0 ③ FC5-4 1-2f		3	1	1	1	1	0	2
Manny Trillo, R (1, 4) OBP: 0.313, SLG: 0.308			S S S 0-3 ① K		x 0-0 ② L9		x 0-0 1B SF8 2B 1-3 2-H		x 0-0 ① F8	4	1	1	1	0	1	1
Ivan De Jesus, R (1, 6) OBP: 0.300, SLG: 0.289			x 0-0 ② F9		x 0-0 ③ F9		x 0-0 G4-6-3 1B 2-3 3-H		x 0-0 ② 4-3	4	0	1	1	0	0	1
Marty Bystrom, R (1, 1) Porfi Altamirano, R (4, 1) OBP: 0.333, SLG: 0.333 Len Matuszek, L (6, PH) (6, 3) OBP: 0.161, SLG: 0.143			x 0-0 ③ 6-3			x 0-0 ① F8	x 0-0 ① SF8 3-H		x 0-0 ③ F8	1 0 2	0 0 0	0 0 0	0 0 1	0 0 0	0 0 0	0 0 0
Inning Stats	R: 0 H: 0 E: 0 LOB: 0 K: 1 BB: 0 S: 5 P: 5	R: 0 H: 0 E: 0 LOB: 0 K: 1 BB: 0 S: 5 P: 5	R: 0 H: 0 E: 0 LOB: 0 K: 1 BB: 0 S: 5 P: 5	R: 0 H: 0 E: 0 LOB: 1 K: 1 BB: 1 S: 5 P: 9	R: 0 H: 0 E: 0 LOB: 1 K: 0 BB: 1 S: 3 P: 7	R: 0 H: 1 E: 0 LOB: 1 K: 0 BB: 0 S: 4 P: 4	R: 4 H: 4 E: 0 LOB: 0 K: 0 BB: 1 S: 6 P: 10	R: 0 H: 2 E: 0 LOB: 2 K: 1 BB: 0 S: 7 P: 7	R: 0 H: 0 E: 0 LOB: 0 K: 0 BB: 0 S: 3 P: 3	1B: 6 SF: 1 2B: 1 SAC: 0 3B: 0 DP: 1 HR: 0 HBP: 0						

PITCHER		IP	W/L/S	BF	H	R	ER	SO	BB	IBB	HBP	BLK	WP	HR	S	P	ERA	WHIP
Craig Swan, R ERA: 3.55	(1, 1)	6.0	W	25	4	4	4	4	3	0	0	0	0	0	30	42	6.00	1.167
Terry Leach, R ERA:	(7, 1)	3.0	S	11	3	0	0	1	0	0	0	0	0	0	13	13	0.00	1.000

PITCHER	IP	W/L/S	BF	H	R	ER	SO	BB	IBB	HBP	BLK	WP	HR	S	P	ERA	WHIP

TOP

Philadelphia Phillies @ New York Mets

Shea Stadium, Flushing, NY

Fri Jul 02 1982, 7:05 PM EDT

Att. 17,528 - Unknown

livebaseballscorecards.com

AB	32
R	4
H	7
RBI	4
BB	3
SO	5
LOB	8

Batter	1	2	3	4	5	6	7	8	9	AB	R	H	RBI	BB	SO	LOB
Mookie Wilson, S (1, 8) OBP: 0.312, SLG: 0.348	BBBB 4-0 4-3 S SF9 BB	x 0-0 WP 1-3 2-H 3-H 2B		x 0-0 ① 4-3 1-2		x 0-0 ② L4		x 0-0 ③ F8		4	1	1	2	1	0	1
John Stearns, R (1, 5) OBP: 0.353, SLG: 0.418	x 0-0 ① 4-3 1-3	SSS 0-3 ③ K 2-3 3-H		x 0-0 ② 5-3		BBBB 4-0 BB				3	0	0	0	1	1	3
Rusty Staub, L (1, 9) OBP: 0.325, SLG: 0.377 Joel Youngblood, R (7, 9) OBP: 0.272, SLG: 0.351	x 0-0 ② SF9 3-H		x 0-0 1B 1B 4-3 1B	x 0-0 E 2-H 1B		x 0-0 ③ F9				3 0	1 0	2 0	2 0	0 0	0 0	1 0
Dave Kingman, R (1, 3) OBP: 0.292, SLG: 0.442 Mike Jorgensen, L (8, 3) OBP: 0.391, SLG: 0.365	x 0-0 ③ 6-3		x 0-0 4-3 1B 1-2 WP 1B	x 0-0 ③ E7 1-3			SSS 0-3 ① K			4 0	1 0	1 0	0 0	0 0	1 0	1 0
George Foster, R (1, 7) OBP: 0.344, SLG: 0.393		SSS 0-3 ① K	SSS 0-3 ① K		x 0-0 G6-4-3 1B		x 0-0 ② 6-3			4	0	1	0	0	2	2
Ron Hodges, L (1, 2) OBP: 0.438, SLG: 0.466		BBBB 4-0 BB BB 2B BB	x 0-0 WP 4-3 1-2 2-3 1B		x 0-0 ① ② G6-4-3 1-2f		SSS 0-3 ③ K			3	1	1	0	1	1	1
Wally Backman, S (1, 4) OBP: 0.375, SLG: 0.370		BBBB 4-0 BB 1-2 2B BB	x 0-0 ② 4-3 1-2 2-3 3-H		x 0-0 1B			x 0-0 2B 1B		3	2	2	1	1	0	2
Ron Gardenhire, R (1, 6) OBP: 0.284, SLG: 0.303		BBBB 4-0 2B WP 1-2 2-3 BB	x 0-0 ③ F9 2-3 3-H		x 0-0 ③ 5-3			x 0-0 ① 1-H 2B		3	1	1	1	1	0	2
Craig Swan, R (1, 1) OBP: 0.222, SLG: 0.067 Terry Leach, R (7, 1)		SSS 0-3 ② K		BBBB 4-0 4-3 1B BB		x 0-0 ① F9		SSS 0-3 ② K		2 1	1 0	0 0	0 0	1 0	1 1	3 0
Inning Stats	R: 1 E: 0 K: 0 S: 3 H: 0 LOB: 0 BB: 1 P: 7	R: 3 E: 0 K: 3 S: 10 H: 1 LOB: 1 BB: 3 P: 22	R: 2 E: 0 K: 1 S: 8 H: 3 LOB: 1 BB: 0 P: 8	R: 1 E: 1 K: 0 S: 4 H: 1 LOB: 2 BB: 1 P: 8	R: 0 E: 0 K: 0 S: 4 H: 2 LOB: 1 BB: 0 P: 4	R: 0 E: 0 K: 0 S: 3 H: 0 LOB: 1 BB: 1 P: 7	R: 0 E: 0 K: 2 S: 7 H: 0 LOB: 0 BB: 0 P: 7	R: 1 E: 0 K: 1 S: 6 H: 2 LOB: 0 BB: 0 P: 6		1B: 7 2B: 2 3B: 0 HR: 0	SF: 1 SAC: 0 DP: 1 HBP: 0					

PITCHER		IP	WLS	BF	H	R	ER	SO	BB	IBB	HBP	BLK	WP	HR	S	P	ERA	WHIP
Marty Bystrom, R ERA: 4.22	(1, 1)	3.0	L	18	4	7	7	4	5	0	0	0	2	0	21	41	21.00	3.000
Porfi Altamirano, R ERA: 5.12	(4, 1)	2.0		8	3	0	0	0	0	0	0	0	0	0	8	8	0.00	1.500
Sid Monge, L ERA: 4.08	(6, 1)	2.0		7	0	0	0	2	1	0	0	0	0	0	10	14	0.00	0.500
Ron Reed, R ERA: 3.28	(8, 1)	1.0		4	2	1	1	1	0	0	0	0	0	0	6	6	9.00	2.000

PITCHER	IP	WLS	BF	H	R	ER	SO	BB	IBB	HBP	BLK	WP	HR	S	P	ERA	WHIP

BOTTOM

Philadelphia Phillies @ New York Mets

Shea Stadium, Flushing, NY

Fri Jul 02 1982, 7:05 PM EDT

Att. 17,528 - Unknown

livebaseballscorecards.com

AB	30
R	8
H	9
RBI	6
BB	6
SO	7
LOB	16

1B: 7	SF: 1	WP: 2	PA: 37
2B: 2	SAC: 0	PB: 0	
3B: 0	DP: 1	SB: 1	
HR: 0	HBP: 0	CS: 0	

Batter	1	2	3	4	5	6	7	8	9	AB	R	H	RBI	BB	SO	LOB
Bob Dernier, R (1, 8) OBP: 0.348, SLG: 0.339	F8	1-3 1B			1-3		F8	2-3		5	1	1	0	0	0	2
Pete Rose, S (1, 3) OBP: 0.358, SLG: 0.377	E SF8 1B	2-H 3-H 1B			L7		1-3		SSS K	5	1	2	2	0	1	0
Gary Matthews, R (1, 7) OBP: 0.347, SLG: 0.448	E6 1-3 1B	SSS K			4-3		F7		HR 1B	5	1	2	0	0	1	1
Greg Gross, L (9, 7) OBP: 0.342, SLG: 0.319										0	0	0	0	0	0	0
Mike Schmidt, R (1, 5) OBP: 0.434, SLG: 0.498	SF8 3-H	SSS K				F9		SSS K	1-H HR	4	1	1	3	0	2	0
Bo Diaz, R (1, 2) OBP: 0.358, SLG: 0.516	L8	6-3				FC6-4 BB 1B		F9	2B	5	1	2	0	0	0	1
George Vukovich, L (1, 9) OBP: 0.308, SLG: 0.405		HR	SSS K			BBBB 4-0 FC6-4 1-2 BB		BBBB 4-0 E 1B BB	P6	3	2	1	1	2	1	1
Manny Trillo, R (1, 4) OBP: 0.307, SLG: 0.302		6-3		L6		FC6-4 1-2f 2-3 1B		E5 1-2 1B 1B	6-3	5	1	0	0	0	0	4
Ivan De Jesus, R (1, 6) OBP: 0.303, SLG: 0.293		F8		F8		1-2 3-H 1B		1-2 2-H 1B		4	0	2	2	0	0	0
Steve Carlton, L (1, 1) OBP: 0.240, SLG: 0.340		1B E 1B 1B		4-3		F6		1-3 2-H 1B		4	1	2	1	0	0	2
Inning Stats	R: 1 E: 1 K: 0 S: 5 / H: 2 LOB: 1 BB: 0 P: 5	R: 3 E: 1 K: 1 S: 9 / H: 4 LOB: 1 BB: 0 P: 9	R: 0 E: 0 K: 2 S: 7 / H: 0 LOB: 0 BB: 0 P: 7	R: 0 E: 0 K: 0 S: 3 / H: 0 LOB: 0 BB: 0 P: 3	R: 0 E: 0 K: 0 S: 3 / H: 0 LOB: 0 BB: 0 P: 3	R: 1 E: 0 K: 0 S: 5 / H: 2 LOB: 2 BB: 1 P: 9	R: 0 E: 0 K: 0 S: 3 / H: 0 LOB: 0 BB: 0 P: 3	R: 2 E: 1 K: 1 S: 8 / H: 2 LOB: 2 BB: 1 P: 12	R: 2 E: 0 K: 1 S: 8 / H: 3 LOB: 1 BB: 0 P: 8	1B: 10 2B: 1 3B: 0 HR: 2	SF: 1 SAC: 0 DP: 0 HBP: 0						

PITCHER	IP	WLS	BF	H	R	ER	SO	BB	IBB	HBP	BLK	WP	HR	S	P	ERA	WHIP
Charlie Puleo, R (1, 1) ERA: 4.07	8.1	L	39	11	8	4	5	2	0	0	0	0	1	47	55	4.32	1.560
Neil Allen, R (9, 1) ERA: 2.85	0.2		4	2	1	1	0	0	0	0	0	0	1	4	4	13.50	3.000

PITCHER	IP	WLS	BF	H	R	ER	SO	BB	IBB	HBP	BLK	WP	HR	S	P	ERA	WHIP

TOP

Philadelphia Phillies @ New York Mets

Shea Stadium, Flushing, NY

Sun Jul 04 1982, 3:33 AM EDT

Unknown

livebaseballscorecards.com

AB	40
R	9
H	13
RBI	9
BB	2
SO	5
LOB	11

1B: 10	SF: 1	WP: 0	PA: 43
2B: 1	SAC: 0	PB: 0	
3B: 0	DP: 0	SB: 0	
HR: 2	HBP: 0	CS: 0	

Batter	1	2	3	4	5	6	7	8	9	AB	R	H	RBI	BB	SO	LOB
Mookie Wilson, S (1, 8) OBP: 0.319, SLG: 0.354	4-3		E 1B		1B 1B		HR S BB		E7 1B	4	4	3	0	1	0	0
Bob Bailor, R (1, 4) OBP: 0.341, SLG: 0.367	2B		1-2 E		S 1B 1-2		F8 1-2		P5	5	1	3	0	0	0	2
George Foster, R (1, 7) OBP: 0.345, SLG: 0.393	P6		K		1-2 2-H		K		BB 1B 2-H	5	1	2	2	0	2	4
Dave Kingman, R (1, 3) OBP: 0.294, SLG: 0.451	K		E8 1-H 2-H		F3 2-3		2-H HR		1B 1-2 BB	4	1	1	2	1	1	3
Joel Youngblood, R (1, 9) OBP: 0.270, SLG: 0.346		K	K		K		L5		FC6-4 1-2 2-H 1B	5	0	1	1	0	3	3
John Stearns, R (1, 5) OBP: 0.354, SLG: 0.419		BB	2B		F7			P6	FC6-4 1-2f	4	0	1	0	1	0	4
Ron Hodges, L (1, 2) OBP: 0.416, SLG: 0.435		K		L8	K			K		4	0	0	0	0	3	2
Ron Gardenhire, R (1, 6) OBP: 0.279, SLG: 0.296		F9		K	K			5-3		4	0	0	0	0	2	2
Charlie Puleo, R (1, 1) OBP: 0.138, SLG: 0.107			K	L3	K				L7	3	0	0	0	0	2	1
Neil Allen, R (9, 1) OBP: 0.333, SLG: 0.200										0	0	0	0	0	0	0
Ellis Valentine, R (9, PH) OBP: 0.240, SLG: 0.342										1	0	0	0	0	0	0
Inning Stats	R: 0 E: 0 K: 1 S: 6 H: 1 LOB: 1 BB: 0 P: 6	R: 0 E: 0 K: 2 S: 7 H: 0 LOB: 1 BB: 1 P: 11	R: 2 E: 1 K: 3 S: 12 H: 2 LOB: 1 BB: 0 P: 12	R: 0 E: 0 K: 1 S: 6 H: 1 LOB: 1 BB: 0 P: 6	R: 1 E: 0 K: 1 S: 8 H: 3 LOB: 2 BB: 0 P: 8	R: 0 E: 0 K: 3 S: 9 H: 0 LOB: 0 BB: 0 P: 9	R: 2 E: 0 K: 1 S: 6 H: 1 LOB: 0 BB: 1 P: 10	R: 0 E: 0 K: 1 S: 5 H: 0 LOB: 0 BB: 0 P: 5	R: 2 E: 1 K: 0 S: 6 H: 3 LOB: 2 BB: 1 P: 10	1B: 8 2B: 2 3B: 0 HR: 1	SF: 0 SAC: 0 DP: 0 HBP: 0						

PITCHER	IP	WLS	BF	H	R	ER	SO	BB	IBB	HBP	BLK	WP	HR	S	P	ERA	WHIP
Steve Carlton, L (1, 1) ERA: 3.67	9.0	W	42	11	7	5	13	3	0	0	0	0	1	65	77	5.00	1.556

PITCHER	IP	WLS	BF	H	R	ER	SO	BB	IBB	HBP	BLK	WP	HR	S	P	ERA	WHIP

BOTTOM

Philadelphia Phillies @ New York Mets

Shea Stadium, Flushing, NY

Sun Jul 04 1982, 3:33 AM EDT

Unknown

livebaseballscorecards.com

AB	39
R	7
H	11
RBI	5
BB	3
SO	13
LOB	21

WP: 0	PA: 42		
PB: 0			
SB: 2			
CS: 0			

Philadelphia Phillies @ New York Mets

Shea Stadium, Flushing, NY

Sun Jul 04 1982, 3:38 AM EDT

Att. 20,897 - Unknown

TOP

livebaseballscorecards.com

Batter	1	2	3	4	5	6	7	8	9	AB	R	H	RBI	BB	SO	LOB
Bob Dernier, R (1, 8) OBP: 0.352, SLG: 0.341	FC1-4 1B	BBB G5-4-3 1-2 BB		G4-6-3 1B		FC6-4 1-2f		SSS K		4	0	2	0	1	1	2
Pete Rose, S (1, 3) OBP: 0.355, SLG: 0.373	F8	G5-4-3 1-2f		G4-6-3 1-2f			P4		SSS K	3	0	0	0	0	0	4
George Vukovich, L (4, 9) OBP: 0.303, SLG: 0.398										2	0	0	0	0	1	0
Gary Matthews, R (1, 7) OBP: 0.348, SLG: 0.445	FC1-4 FC5-4 1-2f		F7	6-3			1B 1B		BBBB S 1B BB	4	1	1	0	1	0	1
Greg Gross, L (9, 7) OBP: 0.342, SLG: 0.319										0	0	0	0	0	0	0
Mike Schmidt, R (1, 5) OBP: 0.430, SLG: 0.495	FC5-4 1-2f		1B 1B 2B		L4		SSS K		SSS K 1-2	5	1	1	0	0	2	3
Bo Diaz, R (1, 2) OBP: 0.365, SLG: 0.521		FC6-4 3B 1B	FC5-4 1B 2-3 1B		4-3		1-3 1B		WP 2B 2-H 1B	5	3	4	1	0	0	0
Bill Robinson, R (1, 9) OBP: 0.306, SLG: 0.461		FC6-4 1-2 1B	FC5-4 1-2 3-H 1B		5-3		G3		1-H 2B	5	0	3	2	0	0	2
(4, 3)																
Manny Trillo, R (1, 4) OBP: 0.308, SLG: 0.304	FC6-4 1-2f 2-3 3B	FC5-4 1B 1-2f 2-3				5-3-1 1B		SH3-4 1B	6-3	5	1	2	0	0	0	5
Ivan De Jesus, R (1, 6) OBP: 0.305, SLG: 0.303	1B 1-H 3-H 3B	1-2 3-H 1B				5-3-1 1-2f		SSS K		4	1	2	3	0	1	2
Mike Krukow, R (1, 1) OBP: 0.231, SLG: 0.256	BB 3-H 1B	F7				FC6-4 1B		SH3-4 1-2		3	0	2	1	0	0	2

	AB	40
	R	7
	H	17
	RBI	7
	BB	2
	SO	5
	LOB	21

Inning Stats																																
	R: 0	H: 1	R: 3	H: 4	R: 2	H: 4	R: 0	H: 1	R: 0	H: 0	R: 0	H: 2	R: 0	H: 2	R: 0	H: 1	R: 2	H: 2	1B: 14	SF: 0	WP: 1	PA: 43
	E: 0	LOB: 1	E: 0	LOB: 1	E: 0	LOB: 2	E: 0	LOB: 0	E: 0	LOB: 0	E: 0	LOB: 1	E: 0	LOB: 2	E: 0	LOB: 1	E: 0	LOB: 1	2B: 3	SAC: 1	PB: 0	
	K: 0	BB: 0	K: 0	BB: 1	K: 0	BB: 0	K: 0	BB: 0	K: 0	BB: 0	K: 0	BB: 0	K: 1	BB: 0	K: 2	BB: 0	K: 2	BB: 1	3B: 1	DP: 3	SB: 1	
	S: 4	P: 4	S: 6	P: 10	S: 7	P: 7	S: 3	P: 3	S: 3	P: 3	S: 4	P: 4	S: 7	P: 7	S: 8	P: 8	S: 9	P: 13	HR: 0	HBP: 0	CS: 0	

PITCHER		IP	WLS	BF	H	R	ER	SO	BB	IBB	HBP	BLK	WP	HR	S	P	ERA	WHIP
Randy Jones, L ERA: 4.97	(1, 1)	2.1	L	15	8	5	5	0	1	0	0	0	0	0	14	18	19.29	3.857
Ed Lynch, R ERA: 3.66	(3, 1)	2.2		9	2	0	0	0	0	0	0	0	0	0	9	9	0.00	0.750
Tom Hausman, R ERA: 2.92	(6, 1)	0.2		2	1	0	0	0	0	0	0	0	0	0	2	2	0.00	1.500
Pat Zachry, R ERA: 4.5	(6, 1)	1.1		7	3	0	0	1	0	0	0	0	0	0	9	9	0.00	2.250
Jesse Orosco, L ERA: 2.89	(8, 1)	2.0		10	3	2	2	4	1	0	0	0	1	0	17	21	9.00	2.000

PITCHER	IP	WLS	BF	H	R	ER	SO	BB	IBB	HBP	BLK	WP	HR	S	P	ERA	WHIP

Batter	1	2	3	4	5	6	7	8	9	AB	R	H	RBI	BB	SO	LOB
Mookie Wilson, S (1, 8) OBP: 0.315, SLG: 0.349	P6			6-3	L5		G4-6-3 1-2f			4	0	0	0	0	0	4
Wally Backman, S (1, 4) OBP: 0.382, SLG: 0.375	1-4-3			S 1B		BBBB 1B BB		G6-3 BB 1B 1B		3	1	2	0	1	0	0
Mike Jorgensen, L (1, 9) OBP: 0.382, SLG: 0.345	G3			SSS K 1-2		SSS K		BBBB G6-3 1-2 BB		3	0	0	0	1	2	2
Rusty Staub, L (1, 3) OBP: 0.310, SLG: 0.356		F8		3-1		SSS K		G6-3 1-2f 2-3		4	0	0	0	0	1	4
Gary Rajsich, L (1, 7) OBP: 0.279, SLG: 0.329		F9			2B SF7 1B	1-2 1B		3-H 1B		4	1	3	1	0	0	0
Ron Hodges, L (1, 2) OBP: 0.407, SLG: 0.439		3-1			1B 1-3 2B	SSS K		SSS K		4	0	1	0	0	2	3
Phil Mankowski, L (1, 5) OBP: 0.167, SLG: 0.167			L9		SSS K		BB 1B		G4-6-3 1B	4	0	2	0	0	1	2
Ron Gardenhire, R (1, 6) OBP: 0.275, SLG: 0.294 Bob Bailor, R (9, PH) OBP: 0.339, SLG: 0.365			6-3	SF7 3-H		F8		F7		2 1	0 0	0 0	1 0	0 0	0 0	1 1
Randy Jones, R (1, 1) OBP: 0.250, SLG: 0.160 Ed Lynch, R (3, 1) George Foster, R (5, PH) OBP: 0.347, SLG: 0.395 Tom Hausman, R (6, 1) Pat Zachry, R (6, 1) Joel Youngblood, R (7, PH) OBP: 0.274, SLG: 0.346 Jesse Orosco, R (8, 1) John Stearns, R (9, PH) OBP: 0.353, SLG: 0.418			4-3	2-3		BBBB G4-6-3 1-2		G4-6-3 1-2f		0 1 1 0 0 0 0 1	0 0 0 0 0 0 0 0	0 0 1 0 0 0 0 0	0 0 0 0 0 0 0 0	0 0 0 0 1 0 0 0	0 0 0 0 0 0 0 0	0 0 0 0 0 0 0 1
Inning Stats	R: 0 H: 0 E: 0 LOB: 0 K: 0 BB: 0 S: 3 P: 3	R: 0 H: 0 E: 0 LOB: 0 K: 0 BB: 0 S: 3 P: 3	R: 0 H: 0 E: 0 LOB: 0 K: 0 BB: 0 S: 3 P: 3	R: 0 H: 1 E: 0 LOB: 1 K: 1 BB: 0 S: 6 P: 6	R: 1 H: 3 E: 0 LOB: 2 K: 1 BB: 0 S: 8 P: 8	R: 0 H: 1 E: 0 LOB: 2 K: 3 BB: 1 S: 10 P: 14	R: 0 H: 1 E: 0 LOB: 1 K: 0 BB: 1 S: 3 P: 7	R: 1 H: 2 E: 0 LOB: 1 K: 1 BB: 1 S: 6 P: 10	R: 0 H: 1 E: 0 LOB: 0 K: 0 BB: 0 S: 3 P: 3	1B: 8 2B: 1 3B: 0 HR: 0	SF: 1 SAC: 0 DP: 3 HBP: 0			WP: 0 PB: 0 SB: 1 CS: 0	PA: 36	

PITCHER		IP	WLS	BF	H	R	ER	SO	BB	IBB	HBP	BLK	WP	HR	S	P	ERA	WHIP
Mike Krukow, R ERA: 2.6	(1, 1)	9.0	W	36	9	2	2	6	3	0	0	0	0	0	45	57	2.00	1.333

PITCHER	IP	WLS	BF	H	R	ER	SO	BB	IBB	HBP	BLK	WP	HR	S	P	ERA	WHIP

BOTTOM

Philadelphia Phillies @ New York Mets

Shea Stadium, Flushing, NY

Sun Jul 04 1982, 3:38 AM EDT

Att. 20,897 - Unknown

livebaseballscorecards.com

AB	32
R	2
H	9
RBI	2
BB	3
SO	6
LOB	18

Batter	1	2	3	4	5	6	7	8	9	AB	R	H	RBI	BB	SO	LOB
Johnnie LeMaster, R (1, 6) OBP: 0.253, SLG: 0.273	1-3		F4		FC5-4 S 1-2f		F4		L3	5	0	0	0	0	0	1
Duane Kuiper, L (1, 4) OBP: 0.390, SLG: 0.368	6-3		1B		6-3 1-2		K			4	0	1	0	0	1	1
Chili Davis, S (1, 8) OBP: 0.329, SLG: 0.423	F7		K			1B 3B	4-3			4	1	1	0	0	1	1
Jack Clark, R (1, 9) OBP: 0.350, SLG: 0.474		5-3		4-3 1B		1B E BB		3-1 SF8 2B		3	2	2	0	1	0	0
Milt May, L (1, 2) OBP: 0.345, SLG: 0.411		BB 1B		4-3 1-2		E8 4-3 1-H 3-H 1B		3-1 2-3		4	0	2	1	0	0	2
Darrell Evans, L (1, 3) OBP: 0.353, SLG: 0.431		1-2 BB		K		4-3 2-3		SF8 3-H		2	0	0	1	1	1	2
Max Venable, L (1, 7) OBP: 0.241, SLG: 0.308		P3		L3		4-3		K		4	0	0	0	0	1	4
Tom O'Malley, L (1, 5) OBP: 0.335, SLG: 0.333		K			G3	IBBL			4-3	3	0	0	0	1	1	2
Bill Laskey, R (1, 1) OBP: 0.114, SLG: 0.061			K		FC5-4 BB	G3			F7	3	0	0	0	1	1	2
Inning Stats	R: 0 E: 0 K: 0 S: 3 H: 0 LOB: 0 BB: 0 P: 3	R: 0 E: 0 K: 1 S: 6 H: 1 LOB: 2 BB: 1 P: 10	R: 0 E: 0 K: 2 S: 8 H: 1 LOB: 1 BB: 0 P: 8	R: 0 E: 0 K: 1 S: 6 H: 1 LOB: 1 BB: 0 P: 6	R: 0 E: 0 K: 0 S: 3 H: 0 LOB: 1 BB: 1 P: 7	R: 2 E: 1 K: 0 S: 5 H: 2 LOB: 2 BB: 2 P: 13	R: 0 E: 0 K: 1 S: 5 H: 0 LOB: 0 BB: 0 P: 5	R: 1 E: 0 K: 1 S: 6 H: 1 LOB: 0 BB: 0 P: 6	R: 0 E: 0 K: 0 S: 3 H: 0 LOB: 0 BB: 0 P: 3	1B: 4 2B: 1 3B: 1 HR: 0 SF: 1 SAC: 0 DP: 0 HBP: 0						

TOP

San Francisco Giants @ Philadelphia Phillies
Veterans Stadium, Philadelphia, PA
Mon Jul 05 1982, 7:05 PM EDT
Att. 63,501 - Unknown

livebaseballscorecards.com

AB	32
R	3
H	6
RBI	2
BB	4
SO	6
LOB	15

WP: 0 PB: 0 SB: 1 CS: 0
PA: 37

PITCHER		IP	WLS	BF	H	R	ER	SO	BB	IBB	HBP	BLK	WP	HR	S	P	ERA	WHIP
Dick Ruthven, R ERA: 3.36	(1, 1)	6.0	L	27	5	2	1	4	3	1	0	0	0	0	31	47	1.50	1.333
Ron Reed, R ERA: 3.33	(7, 1)	2.0		7	1	1	1	2	0	0	0	0	0	0	11	11	4.50	0.500
Tug McGraw, L ERA:	(9, 1)	1.0		3	0	0	0	0	0	0	0	0	0	0	3	3	0.00	0.000

PITCHER		IP	WLS	BF	H	R	ER	SO	BB	IBB	HBP	BLK	WP	HR	S	P	ERA	WHIP

Batter	1	2	3	4	5	6	7	8	9	AB	R	H	RBI	BB	SO	LOB
Bob Dernier, R (1, 9) OBP: 0.346, SLG: 0.335	F8	FC5-6-4 1-2f		K 1-2		F9		G5-4-3 1-2f		5	0	0	0	0	1	7
Pete Rose, S (1, 3) OBP: 0.358, SLG: 0.376	BB S		F6		1B FC3-6 2B	BB FC6-4 1-2 2-3			F8	3	1	1	0	2	0	0
Gary Matthews, R (1, 7) OBP: 0.348, SLG: 0.444	K 1-2		1B		FC3-6 2-3 1B	FC6-4 1-2f			K	5	0	2	0	0	2	4
Mike Schmidt, R (1, 5) OBP: 0.426, SLG: 0.489	K		1B 1-2		K		F7		5-3	5	0	1	0	0	2	3
Bo Diaz, R (1, 2) OBP: 0.364, SLG: 0.517		BB FC6-2 BB 1B	L8		FC3-6 1-2f 3-H		K			4	0	1	1	0	1	3
Garry Maddox, R (1, 8) OBP: 0.321, SLG: 0.452		FC6-2 1-2 BB BB	F3		F4		1B			3	0	1	0	1	0	3
Manny Trillo, R (1, 4) OBP: 0.311, SLG: 0.304		FC6-2 1-2 2-3 BB		S 1B		E5 BB SH1-4	F4			3	0	1	0	1	0	1
Ivan De Jesus, R (1, 6) OBP: 0.306, SLG: 0.303		F9		F4		SH1-4 1-2		G5-4-3 1B		3	0	1	0	0	0	4
Dick Ruthven, R (1, 1) OBP: 0.056, SLG: 0.057		FC6-2 FC5-6-4 1-2 2-3 3-Hf		K		BB BB		F9		2	0	0	0	0	1	4
Greg Gross, L (6, PH) OBP: 0.350, SLG: 0.319										0	0	0	0	1	0	0
Ron Reed, R (7, 1) OBP: 0.286, SLG: 0.500										0	0	0	0	0	0	0
George Vukovich, L (8, PH) OBP: 0.301, SLG: 0.395										1	0	0	0	0	0	1
Tug McGraw, R (9, 1)										0	0	0	0	0	0	0
Inning Stats	R: 0 E: 0 K: 2 S: 7 H: 0 LOB: 1 BB: 1 P: 11	R: 0 E: 0 K: 0 S: 4 H: 1 LOB: 3 BB: 2 P: 12	R: 0 E: 0 K: 0 S: 5 H: 2 LOB: 2 BB: 0 P: 5	R: 0 E: 0 K: 2 S: 8 H: 1 LOB: 1 BB: 0 P: 8	R: 1 E: 0 K: 1 S: 7 H: 2 LOB: 1 BB: 0 P: 7	R: 0 E: 1 K: 0 S: 4 H: 0 LOB: 3 BB: 2 P: 12	R: 0 E: 0 K: 1 S: 6 H: 1 LOB: 1 BB: 0 P: 6	R: 0 E: 0 K: 0 S: 3 H: 1 LOB: 0 BB: 0 P: 3	R: 0 E: 0 K: 1 S: 5 H: 0 LOB: 0 BB: 0 P: 5	1B: 7 2B: 1 3B: 0 HR: 0	SF: 0 SAC: 1 DP: 1 HBP: 0					

PITCHER	IP	WLS	BF	H	R	ER	SO	BB	IBB	HBP	BLK	WP	HR	S	P	ERA	WHIP
Bill Laskey, R (1, 1) ERA: 2.44	9.0	W	40	8	1	1	7	5	0	0	0	0	0	49	69	1.00	1.444

PITCHER	IP	WLS	BF	H	R	ER	SO	BB	IBB	HBP	BLK	WP	HR	S	P	ERA	WHIP

BOTTOM

San Francisco Giants @ Philadelphia Phillies

Veterans Stadium, Philadelphia, PA

Mon Jul 05 1982, 7:05 PM EDT

Att. 63,501 - Unknown

livebaseballscorecards.com

AB	34
R	1
H	8
RBI	1
BB	5
SO	7
LOB	30

WP: 0	PA: 40		
PB: 0			
SB: 2			
CS: 0			

Batter	1	2	3	4	5	6	7	8	9	AB	R	H	RBI	BB	SO	LOB
Johnnie LeMaster, R (1, 6) OBP: 0.250, SLG: 0.269	5-3		K			F9		6-3		4	0	0	0	0	1	1
Duane Kuiper, L (1, 4) OBP: 0.380, SLG: 0.358	4-3			F7		4-3		1-3		4	0	0	0	0	0	0
Chili Davis, S (1, 8) OBP: 0.331, SLG: 0.427	K			F9			1B 2B	1B		4	1	2	0	0	1	0
Jack Clark, R (1, 9) OBP: 0.349, SLG: 0.471		1-3		6-3			6-3	1-3 1B		4	0	1	0	0	0	1
Milt May, L (1, 2) OBP: 0.343, SLG: 0.408		L3			3-1		2-H BB 1B 1B	F9		4	1	1	1	0	0	2
Reggie Smith, S (1, 3) OBP: 0.318, SLG: 0.388		F9			1B		B B B B 1-2 1B BB		S S S K	3	0	1	0	1	1	0
Max Venable, L (1, 7) OBP: 0.232, SLG: 0.296 Champ Summers, L (7, PH) OBP: 0.313, SLG: 0.375 Jim Wohlford, R (7, 7) OBP: 0.324, SLG: 0.358			F3		S S S K	F8			S S S K	2 1 1	0 0 0	0 0 0	0 0 0	0 0 0	1 0 1	1 2 0
Tom O'Malley, L (1, 5) OBP: 0.339, SLG: 0.338			SH1-4 1B		S S S K	1-2 2-H 1B			G3	4	0	2	1	0	1	1
Alan Fowlkes, R (1, 1) OBP: 0.222, SLG: 0.176 Joe Morgan, L (7, PH) OBP: 0.393, SLG: 0.395 Fred Breining, R (7, 1) OBP: 0.444, SLG: 0.375			SH1-4 1-2			4-3	F2			1 1 0	0 0 0	0 0 0	0 0 0	0 0 0	0 0 0	0 2 0
Inning Stats	R: 0 E: 0 K: 1 S: 5 H: 0 LOB: 0 BB: 0 P: 5	R: 0 E: 0 K: 0 S: 3 H: 0 LOB: 0 BB: 0 P: 3	R: 0 E: 0 K: 1 S: 6 H: 1 LOB: 0 BB: 0 P: 6	R: 0 E: 0 K: 0 S: 3 H: 0 LOB: 0 BB: 0 P: 3	R: 0 E: 0 K: 2 S: 8 H: 1 LOB: 1 BB: 0 P: 8	R: 0 E: 0 K: 0 S: 3 H: 0 LOB: 0 BB: 0 P: 3	R: 2 E: 0 K: 0 S: 6 H: 3 LOB: 2 BB: 1 P: 10	R: 0 E: 0 K: 0 S: 5 H: 2 LOB: 2 BB: 0 P: 5	R: 0 E: 0 K: 2 S: 7 H: 0 LOB: 0 BB: 0 P: 7	1B: 6 2B: 1 3B: 0 HR: 0 SF: 0 SAC: 1 DP: 0 HBP: 0						

TOP

San Francisco Giants @ Philadelphia Phillies

Veterans Stadium, Philadelphia, PA

Tue Jul 06 1982, 7:05 PM EDT

Att. 22,470 - Unknown

livebaseballscorecards.com

AB	33
R	2
H	7
RBI	2
BB	1
SO	6
LOB	10

WP: 0 PB: 0 SB: 0 CS: 0 PA: 35

PITCHER		IP	WLS	BF	H	R	ER	SO	BB	IBB	HBP	BLK	WP	HR	S	P	ERA	WHIP
Larry Christenson, R ERA: 3.45	(1, 1)	6.2		26	5	2	2	4	1	0	0	0	0	0	33	37	2.70	0.900
Sparky Lyle, L ERA: 3.56	(7, 1)	1.1	W	6	2	0	0	0	0	0	0	0	0	0	6	6	0.00	1.500
Tug McGraw, L ERA:	(9, 1)	1.0	S	3	0	0	0	2	0	0	0	0	0	0	7	7	0.00	0.000

PITCHER	IP	WLS	BF	H	R	ER	SO	BB	IBB	HBP	BLK	WP	HR	S	P	ERA	WHIP

BOTTOM

San Francisco Giants @ Philadelphia Phillies
Veterans Stadium, Philadelphia, PA
Tue Jul 06 1982, 7:05 PM EDT
Att. 22,470 - Unknown

Batter	1	2	3	4	5	6	7	8	9	AB	R	H	RBI	BB	SO	LOB
Bob Dernier, R (1, 9) OBP: 0.346, SLG: 0.335	5-3		1B		F5			SH1-4		3	1	1	0	0	0	1
Pete Rose, S (1, 3) OBP: 0.360, SLG: 0.376	6-3		1-H 1B			4-3		1B BB IBB		3	0	1	1	1	0	0
Gary Matthews, R (1, 7) OBP: 0.350, SLG: 0.453	HR		1-3			F9		1B 1-2 2-3 BB		3	1	1	1	1	0	1
Tug McGraw, R (9, 1)										0	0	0	0	0	0	0
Mike Schmidt, R (1, 5) OBP: 0.420, SLG: 0.480	6-3			K		5-3		F2		4	0	0	0	0	1	3
Bo Diaz, R (1, 2) OBP: 0.365, SLG: 0.515		F7		K			FC3-6	1B 1-2 2-3 3-H		3	0	1	1	1	1	0
Garry Maddox, R (1, 8) OBP: 0.314, SLG: 0.441		6-3		F9			FC3-6 1-2f	F4		4	0	0	0	0	0	4
Manny Trillo, R (1, 4) OBP: 0.308, SLG: 0.300		K			K		F5			3	0	0	0	0	2	1
Ivan De Jesus, R (1, 6) OBP: 0.306, SLG: 0.304			F8		S 1B		F9			3	0	1	0	0	0	1
Larry Christenson, R (1, 1) OBP: 0.077, SLG: 0.128			K		K 1-2			BB SH1-4 1B		2	0	0	0	0	2	1
Sparky Lyle, L (7, 1) OBP: 0.667, SLG: 0.500										0	0	0	0	0	0	0
Greg Gross, L (8, PH) OBP: 0.358, SLG: 0.329										1	1	1	0	0	0	0
(9, 7)																
Inning Stats	R: 1 E: 0 K: 0 S: 4 H: 1 LOB: 0 BB: 0 P: 4	R: 0 E: 0 K: 1 S: 5 H: 0 LOB: 0 BB: 0 P: 5	R: 1 E: 0 K: 1 S: 7 H: 2 LOB: 1 BB: 0 P: 7	R: 0 E: 0 K: 2 S: 7 H: 0 LOB: 0 BB: 0 P: 7	R: 0 E: 0 K: 2 S: 8 H: 1 LOB: 1 BB: 0 P: 8	R: 0 E: 0 K: 0 S: 3 H: 0 LOB: 0 BB: 0 P: 3	R: 0 E: 0 K: 0 S: 3 H: 0 LOB: 1 BB: 1 P: 7	R: 1 E: 0 K: 0 S: 5 H: 2 LOB: 3 BB: 2 P: 13		1B: 5 2B: 0 3B: 0 HR: 1 SF: 0 SAC: 1 DP: 0 HBP: 0						

PITCHER		IP	WLS	BF	H	R	ER	SO	BB	IBB	HBP	BLK	WP	HR	S	P	ERA	WHIP
Alan Fowlkes, R ERA: 5.49	(1, 1)	6.0		22	4	2	2	6	0	0	0	0	0	1	34	34	3.00	0.667
Fred Breining, R ERA: 3.43	(7, 1)	2.0	L	11	2	1	1	0	2	1	0	0	0	0	8	20	4.50	2.000

PITCHER	IP	WLS	BF	H	R	ER	SO	BB	IBB	HBP	BLK	WP	HR	S	P	ERA	WHIP

AB	29
R	3
H	6
RBI	3
BB	3
SO	6
LOB	12

1B: 5	SF: 0	WP: 0	PA: 33
2B: 0	SAC: 1	PB: 0	
3B: 0	DP: 0	SB: 2	
HR: 1	HBP: 0	CS: 0	

livebaseballscorecards.com

San Diego Padres @ Philadelphia Phillies

Veterans Stadium, Philadelphia, PA

Wed Jul 07 1982, 7:05 PM EDT

Att. 26,695 - Unknown

TOP

livebaseballscorecards.com

Batter	1	2	3	4	5	6	7	8	9	AB	R	H	RBI	BB	SO	LOB
Gene Richards, L (1, 7) OBP: 0.347, SLG: 0.369	4-3	1B			F9	K			FC1-6 1B	5	0	2	2	0	1	2
Dave Edwards, R (9, 9) OBP: 0.212, SLG: 0.333		2-H 3-H								0	0	0	0	0	0	0
Tim Flannery, L (1, 4) OBP: 0.323, SLG: 0.329	3-1	F5			6-3		L6		FC1-6 1B SH1-3 1-2f	5	1	0	0	0	0	2
Garry Templeton, S (1, 6) OBP: 0.294, SLG: 0.386	BB S		F9		S 1B		K		SH1-3 1B 1-2	4	0	2	0	1	1	0
Ruppert Jones, L (1, 8) OBP: 0.419, SLG: 0.487	K 1-2		F8		BB 1-2		1-3		SH1-3 1-2 2-3	4	0	1	0	1	1	1
Sixto Lezcano, R (1, 9) OBP: 0.370, SLG: 0.438		BB 1B 1B	K		4-3			4-3	SH1-3 1-2 2-3 3-H	0	0	0	0	1	0	0
Joe Lefebvre, L (2, 9) OBP: 0.232, SLG: 0.205										2	0	0	0	0	1	2
Alan Wiggins, S (8, PH) (8, 9) (9, 7) OBP: 0.320, SLG: 0.310										1	0	0	1	0	0	0
Terry Kennedy, L (1, 2) OBP: 0.293, SLG: 0.470		1B 1B 1-2 1B		6-3 1B		K		1B 2B	F8	5	2	3	0	0	1	2
Broderick Perkins, L (1, 3) OBP: 0.359, SLG: 0.371		1B 1B 1-3 2-H 1B		F8		3-1		2-H 1B		4	1	2	1	0	0	1
Luis Salazar, R (1, 5) OBP: 0.264, SLG: 0.335		G3 1B 2-3 3-H 1B		6-3 1-2		1B HBP		F8		3	1	1	1	0	0	2
Tim Lollar, L (1, 1) OBP: 0.294, SLG: 0.440		G3 1-2		4-3		1-3 1B		4-3		4	0	1	0	0	0	4
Eric Show, R (8, 1) OBP: 0.091, SLG: 0.091										0	0	0	0	0	0	0
Gary Lucas, L (9, 1)										0	0	0	0	0	0	0
Luis DeLeon, R (9, 1) OBP: 0.200, SLG: 0.222										0	0	0	0	0	0	0

	AB	37
	R	5
	H	12
	RBI	5
	BB	3
	SO	5
	LOB	16

Inning Stats	1	2	3	4	5	6	7	8	9
	R: 0 E: 0 K: 1 S: 5	H: 0 LOB: 1 BB: 1 P: 9	R: 3 E: 0 K: 0 S: 6	H: 4 LOB: 1 BB: 1 P: 10	R: 0 E: 0 K: 1 S: 5	H: 0 LOB: 0 BB: 0 P: 5	R: 0 E: 0 K: 0 S: 4	H: 1 LOB: 1 BB: 0 P: 4	R: 0 E: 0 K: 0 S: 4	H: 1 LOB: 2 BB: 1 P: 8
	R: 0 E: 0 K: 2 S: 8	H: 1 LOB: 2 BB: 0 P: 9	R: 0 E: 0 K: 1 S: 5	H: 0 LOB: 0 BB: 0 P: 5	R: 1 E: 0 K: 0 S: 5	H: 2 LOB: 1 BB: 0 P: 5	R: 1 E: 0 K: 0 S: 6	H: 3 LOB: 2 BB: 0 P: 6		

	1B: 11	SF: 0	WP: 0	PA: 42
	2B: 1	SAC: 1	PB: 0	
	3B: 0	DP: 0	SB: 2	
	HR: 0	HBP: 1	CS: 0	

PITCHER	IP	WLS	BF	H	R	ER	SO	BB	IBB	HBP	BLK	WP	HR	S	P	ERA	WHIP
Marty Bystrom, R (1, 1) ERA: 4.38	5.0	L	23	6	3	3	2	3	0	0	0	0	0	24	36	5.40	1.800
Sid Monge, L (6, 1) ERA: 3.82	2.0		8	1	0	0	3	0	0	1	0	0	0	13	14	0.00	0.500
Sparky Lyle, L (8, 1) ERA: 3.98	1.1		8	4	2	2	0	0	0	0	0	0	0	8	8	13.50	3.000
Tug McGraw, L (9, 1) ERA:	0.2		3	1	0	0	0	0	0	0	0	0	0	3	3	0.00	1.500

PITCHER	IP	WLS	BF	H	R	ER	SO	BB	IBB	HBP	BLK	WP	HR	S	P	ERA	WHIP

Batter	1	2	3	4	5	6	7	8	9	AB	R	H	RBI	BB	SO	LOB
Bob Dernier, R (1, 8) OBP: 0.348, SLG: 0.335	x 0-0 6-3 ①		x 0-0 6-3 ①		BBB 4-0 S BB		x 0-0 1-2 1B ②		x 0-0 F8 ①	3	0	1	0	1	0	0
George Vukovich, L (9, PH) OBP: 0.299, SLG: 0.392										1	0	0	0	0	0	1
Pete Rose, S (1, 3) OBP: 0.358, SLG: 0.371	BBBB 4-0 BB		x 0-0 6-3 ②		x 0-0 F9 ③ 1-2		x 0-0 6-3 ③		SSS 0-3 K ②	4	0	0	0	1	1	3
Gary Matthews, R (1, 7) OBP: 0.348, SLG: 0.459	x 0-0 F9 ②		x 0-0 6-3 ③			SSS 0-3 K ①		x 0-0 HR	x 0-0 P3 ③	5	1	1	1	0	1	2
Mike Schmidt, R (1, 5) OBP: 0.425, SLG: 0.493	x 0-0 F4 ③			BBBB 4-0 FC1-6-4 BB		BBBB 4-0 2B FC5-2 BB		x 0-0 HR		2	1	1	1	2	0	1
Bo Diaz, R (1, 2) OBP: 0.367, SLG: 0.522		x 0-0 2B 2B		x 0-0 F8 ①		x 0-0 FC5-2 1-3 2B		x 0-0 4-3 ①		4	1	2	0	0	0	1
Bill Robinson, R (1, 9) OBP: 0.294, SLG: 0.441		SSS 0-3 K ①		x 0-0 FC1-6-4 ② 1-2f		x 0-0 FC5-2 ② 2-3 3-H		x 0-0 P3 ②		4	0	0	0	0	1	4
Manny Trillo, R (1, 4) OBP: 0.310, SLG: 0.311		x 0-0 2-H 2B		x 0-0 F9 ③		x 0-0 F9 ③		x 0-0 2B		4	0	2	1	0	0	3
Ivan De Jesus, R (1, 6) OBP: 0.302, SLG: 0.299		x 0-0 F9 ②			x 0-0 F8 ①		x 0-0 F7 ①	x 0-0 F7 ③		4	0	0	0	0	0	2
Marty Bystrom, R (1, 1) Garry Maddox, R (5, PH) OBP: 0.312, SLG: 0.438 Sid Monge, S (6, 1) Ozzie Virgil, R (7, PH) OBP: 0.359, SLG: 0.429 Sparky Lyle, L (8, 1) OBP: 0.667, SLG: 0.500 Tug McGraw, R (9, 1) Greg Gross, L (9, PH) OBP: 0.366, SLG: 0.329		SSS 0-3 K ③			x 0-0 F8 ②		BBBB 4-0 CS BB		BBBB 4-0 BB	1 1 0 0 0 0 0 0	0 0 0 0 0 0 0 0	0 0 0 0 1 0 0 1	0 0 0 0 0 0 0 0	0 0 0 0 0 0 0 1	1 0 0 0 0 0 0 0	1 0 0 0 0 0 0 0
Inning Stats	R: 0 E: 0 K: 0 S: 3 H: 0 LOB: 1 BB: 1 P: 7	R: 1 E: 0 K: 2 S: 9 H: 2 LOB: 1 BB: 0 P: 9	R: 0 E: 0 K: 0 S: 3 H: 0 LOB: 0 BB: 0 P: 3	R: 0 E: 0 K: 0 S: 3 H: 0 LOB: 1 BB: 1 P: 7	R: 0 E: 0 K: 0 S: 3 H: 0 LOB: 1 BB: 1 P: 7	R: 0 E: 0 K: 1 S: 6 H: 1 LOB: 2 BB: 1 P: 10	R: 0 E: 0 K: 0 S: 3 H: 1 LOB: 1 BB: 1 P: 7	R: 2 E: 0 K: 0 S: 6 H: 3 LOB: 1 BB: 0 P: 6	R: 0 E: 0 K: 1 S: 5 H: 0 LOB: 1 BB: 1 P: 9	1B: 1 2B: 4 3B: 0 HR: 2	SF: 0 SAC: 0 DP: 0 HBP: 0					

PITCHER		IP	WLS	BF	H	R	ER	SO	BB	IBB	HBP	BLK	WP	HR	S	P	ERA	WHIP
Tim Lollar, L ERA: 2.74	(1, 1)	7.0	W	31	6	3	3	3	5	0	0	0	0	2	32	52	3.86	1.571
Eric Show, R ERA: 2.05	(8, 1)	1.0		5	1	0	0	0	1	0	0	0	0	0	4	8	0.00	2.000
Gary Lucas, L ERA: 3.13	(9, 1)	0.2		2	0	0	0	1	0	0	0	0	0	0	4	4	0.00	0.000
Luis DeLeon, R ERA: 1.75	(9, 1)	0.1	S	1	0	0	0	0	0	0	0	0	0	0	1	1	0.00	0.000

PITCHER	IP	WLS	BF	H	R	ER	SO	BB	IBB	HBP	BLK	WP	HR	S	P	ERA	WHIP

BOTTOM

San Diego Padres @ Philadelphia Phillies

Veterans Stadium, Philadelphia, PA

Wed Jul 07 1982, 7:05 PM EDT

Att. 26,695 - Unknown

livebaseballscorecards.com

AB	33
R	3
H	7
RBI	3
BB	6
SO	4
LOB	18

WP: 0 PB: 0 SB: 1 CS: 1 PA: 39

Batter	1	2	3	4	5	6	7	8	9	AB	R	H	RBI	BB	SO	LOB
Gene Richards, L (1, 7) OBP: 0.344, SLG: 0.363	E6 S HR	6-3		BBBB 4-0 S BB		F6			F8 ①	4	1	0	0	1	0	2
Alan Wiggins, S (9, 7) OBP: 0.320, SLG: 0.310										0	0	0	0	0	0	0
Tim Flannery, L (1, 4) OBP: 0.314, SLG: 0.318	F7 ① 1-2		F7 ①	3-1 ③ 1-2		4-3 ③			1-3 ②	5	0	0	0	0	0	3
Garry Templeton, S (1, 6) OBP: 0.296, SLG: 0.394	K2-3 ②		BBBB 4-0 CS BB		HR		SSS 0-3 K ①		6-3 ③	4	1	1	1	1	2	1
Ruppert Jones, L (1, 8) OBP: 0.420, SLG: 0.496	2-H HR		BBBB 4-0 ② 1-2 BB		3-1 ①		4-3 ②			3	1	1	2	1	0	0
Sixto Lezcano, R (1, 9) OBP: 0.365, SLG: 0.431	6-3 ③		5-3 ③		3-1 ②		5-3 ③			4	0	0	0	0	0	1
Terry Kennedy, L (1, 2) OBP: 0.299, SLG: 0.477		1B BB 1B		S 1B 1B	2B			SSS 0-3 K ①		4	1	3	0	0	1	0
Broderick Perkins, L (1, 3) OBP: 0.362, SLG: 0.370		SH1-4 BB 1-3 1B		F5 ①	IBB 4-0			6-3 ②		3	0	1	0	1	0	1
Luis Salazar, R (1, 5) OBP: 0.271, SLG: 0.349		BBBB 4-0 ① SH1-4 1-2 3-H BB		S 1-H 1B	5-3 ③			HR		3	1	2	2	1	0	2
John Montefusco, R (1, 1) OBP: 0.139, SLG: 0.088		SH1-4 ② 1-2 2-3		SSS 0-3 K ② 1-3		F8 ①		6-3 ③		2	0	0	0	0	1	1
Dave Dravecky, R (7, 1)										0	0	0	0	0	0	0
Kurt Bevacqua, R (8, PH) OBP: 0.329, SLG: 0.317										1	0	0	0	0	0	0
Eric Show, R (8, 1) OBP: 0.091, SLG: 0.091										0	0	0	0	0	0	0
Inning Stats	R: 2 E: 1 K: 1 S: 7 H: 1 LOB: 0 BB: 0 P: 7	R: 0 E: 0 K: 0 S: 4 H: 2 LOB: 2 BB: 1 P: 8	R: 0 E: 0 K: 0 S: 2 H: 0 LOB: 1 BB: 2 P: 10	R: 1 E: 0 K: 1 S: 7 H: 2 LOB: 2 BB: 1 P: 11	R: 1 E: 0 K: 0 S: 5 H: 2 LOB: 2 BB: 1 P: 9	R: 0 E: 0 K: 0 S: 3 H: 0 LOB: 0 BB: 0 P: 3	R: 0 E: 0 K: 1 S: 5 H: 0 LOB: 0 BB: 0 P: 5	R: 1 E: 0 K: 1 S: 6 H: 1 LOB: 0 BB: 0 P: 6	R: 0 E: 0 K: 0 S: 3 H: 0 LOB: 0 BB: 0 P: 3	1B: 4 2B: 1 3B: 0 HR: 3 SF: 0 SAC: 1 DP: 0 HBP: 0							

TOP

San Diego Padres @ Philadelphia Phillies

Veterans Stadium, Philadelphia, PA

Thu Jul 08 1982, 7:05 PM EDT

Att. 24,765 - Unknown

livebaseballscorecards.com

AB	33
R	5
H	8
RBI	5
BB	5
SO	4
LOB	11

WP: 0 PB: 0 SB: 5 CS: 1 PA: 39

PITCHER		IP	WLS	BF	H	R	ER	SO	BB	IBB	HBP	BLK	WP	HR	S	P	ERA	WHIP
Mike Krukow, R ERA: 2.64	(1, 1)	5.0	L	26	7	4	2	2	4	1	0	0	0	2	25	45	3.60	2.200
Ed Farmer, R ERA: 7.25	(6, 1)	2.0		6	0	0	0	1	0	0	0	0	0	0	8	8	0.00	0.000
Sid Monge, L ERA: 3.86	(8, 1)	2.0		7	1	1	1	1	0	0	0	0	0	1	9	9	4.50	0.500

PITCHER	IP	WLS	BF	H	R	ER	SO	BB	IBB	HBP	BLK	WP	HR	S	P	ERA	WHIP

Batter	1	2	3	4	5	6	7	8	9	AB	R	H	RBI	BB	SO	LOB
Bob Dernier, R (1, 9) OBP: 0.347, SLG: 0.333	F8		4-3		F9		1-2 2-H 1B			4	0	1	1	0	0	1
Pete Rose, S (1, 3) OBP: 0.357, SLG: 0.373	2B		K		4-3		6-3			4	0	1	0	0	1	3
Gary Matthews, R (1, 7) OBP: 0.347, SLG: 0.456	5-3		6-3			G6-4-3 1B		F9		4	0	1	0	0	0	1
Mike Schmidt, R (1, 5) OBP: 0.426, SLG: 0.489	BB			G4-3 BB		G6-4-3 1-2f		K		2	0	0	0	2	1	1
Bo Diaz, R (1, 2) OBP: 0.362, SLG: 0.514	K			G4-3 1-2f		F7		6-3		4	0	0	0	0	1	3
Garry Maddox, R (1, 8) OBP: 0.305, SLG: 0.428		F8		F6			4-3		F8	4	0	0	0	0	0	0
Manny Trillo, R (1, 4) OBP: 0.313, SLG: 0.312		2B 1B			F6		BB 1B HBP		1-3	3	2	1	0	0	0	0
Ivan De Jesus, R (1, 6) OBP: 0.304, SLG: 0.303		F3 1-H 2B			2B BB		L4		F8	3	1	1	1	1	0	1
Mike Krukow, R (1, 1) OBP: 0.225, SLG: 0.250		F3 2-3			1-H 2B		1-2 1B BB			1	0	0	0	0	0	1
George Vukovich, L (5, PH) OBP: 0.304, SLG: 0.405										1	0	1	1	0	0	0
Ed Farmer, R (6, 1)										0	0	0	0	0	0	0
Greg Gross, L (7, PH) OBP: 0.373, SLG: 0.329										0	0	0	0	1	0	0
Sid Monge, S (8, 1)										0	0	0	0	0	0	0
Inning Stats	R: 0 E: 0 K: 1 S: 6 H: 1 LOB: 2 BB: 1 P: 10	R: 1 E: 0 K: 0 S: 4 H: 2 LOB: 0 BB: 0 P: 4	R: 0 E: 0 K: 1 S: 5 H: 0 LOB: 0 BB: 0 P: 5	R: 0 E: 0 K: 0 S: 2 H: 0 LOB: 0 BB: 1 P: 6	R: 1 E: 0 K: 0 S: 4 H: 1 LOB: 1 BB: 1 P: 8	R: 0 E: 0 K: 0 S: 3 H: 1 LOB: 0 BB: 0 P: 3	R: 1 E: 0 K: 0 S: 4 H: 1 LOB: 2 BB: 1 P: 9	R: 0 E: 0 K: 1 S: 5 H: 0 LOB: 0 BB: 0 P: 5	R: 0 E: 0 K: 0 S: 3 H: 0 LOB: 0 BB: 0 P: 3	1B: 3 2B: 3 3B: 0 HR: 0	SF: 0 SAC: 0 DP: 2 HBP: 1						

PITCHER	IP	WLS	BF	H	R	ER	SO	BB	IBB	HBP	BLK	WP	HR	S	P	ERA	WHIP
John Montefusco, R (1, 1) ERA: 3.98	6.2	W	28	6	3	3	2	4	0	1	0	0	0	27	44	4.05	1.500
Dave Dravecky, L (7, 1) ERA: 3.38	0.1		1	0	0	0	0	0	0	0	0	0	0	1	1	0.00	0.000
Eric Show, R (8, 1) ERA: 1.98	2.0	S	6	0	0	0	1	0	0	0	0	0	0	8	8	0.00	0.000

PITCHER	IP	WLS	BF	H	R	ER	SO	BB	IBB	HBP	BLK	WP	HR	S	P	ERA	WHIP

BOTTOM

San Diego Padres @ Philadelphia Phillies

Veterans Stadium, Philadelphia, PA

Thu Jul 08 1982, 7:05 PM EDT

Att. 24,765 - Unknown

livebaseballscorecards.com

AB	30
R	3
H	6
RBI	3
BB	4
SO	3
LOB	11

WP: 0 PB: 0 SB: 0 CS: 0 PA: 35

Batter	1	2	3	4	5	6	7	8	9	10	11	AB	R	H	RBI	BB	SO	LOB
Steve Sax, R (1, 4) OBP: 0.341, SLG: 0.336	FC6-4 1B		6-3		F8		F9			1-3		5	0	1	0	0	0	1
Bill Russell, R (1, 6) OBP: 0.357, SLG: 0.315	FC6-4 G5-4-3 1-2f			HR 1B		G6-4-3 1B		6-3		F7		5	1	2	0	0	0	1
Dusty Baker Jr., R (1, 7) OBP: 0.354, SLG: 0.497	G5-4-3 1-2f			1-H HR		G6-4-3 1-2f		1-3		K		3	1	1	2	0	0	2
Rick Monday, L (8, PH) OBP: 0.407, SLG: 0.518 (8, 7)												2	0	0	0	0	1	0
Ron Cey, R (1, 5) OBP: 0.339, SLG: 0.421		F9		K		K		5-3			F9	5	0	0	0	0	2	0
Pedro Guerrero, R (1, 9) OBP: 0.344, SLG: 0.509		6-3		F8			HR		F4		2B 1B S	5	2	2	1	0	0	0
Mike Marshall, R (1, 3) OBP: 0.471, SLG: 0.759		2B		BB			E 1B BB		K		F9	3	1	1	0	2	1	1
Steve Yeager, R (1, 2) OBP: 0.345, SLG: 0.368		K		1-3			SH3-4 1-H 1B		1B BB		2B IBB 1-2	3	1	1	1	2	1	2
Ron Roenicke, S (1, 8) OBP: 0.325, SLG: 0.302			B3-6-4 BB		6-3		SH3-4 1-2		1-2 1B		2B 1-H 2-H	3	0	2	2	1	0	0
Jerry Reuss, L (1, 1) OBP: 0.250, SLG: 0.238			B3-6-4 1-2f		K		K		F7		K	2	0	0	0	0	1	1
Steve Garvey, R (7, PH) OBP: 0.274, SLG: 0.406												1	0	0	0	0	1	1
Steve Howe, L (7, 1)												0	0	0	0	0	0	0
Jorge Orta, L (9, PH) OBP: 0.289, SLG: 0.341												1	0	0	0	0	0	2
Dave Stewart, R (9, 1) OBP: 0.192, SLG: 0.192												1	0	0	0	0	1	1
Inning Stats	R: 0 E: 0 K: 0 S: 3 / H: 1 LOB: 0 BB: 0 P: 3	R: 0 E: 0 K: 1 S: 6 / H: 1 LOB: 1 BB: 0 P: 6	R: 0 E: 0 K: 0 S: 2 / H: 0 LOB: 0 BB: 1 P: 6	R: 2 E: 0 K: 1 S: 7 / H: 2 LOB: 1 BB: 1 P: 11	R: 0 E: 0 K: 1 S: 5 / H: 0 LOB: 0 BB: 0 P: 5	R: 0 E: 0 K: 1 S: 5 / H: 1 LOB: 0 BB: 0 P: 5	R: 2 E: 1 K: 1 S: 7 / H: 2 LOB: 1 BB: 1 P: 11	R: 0 E: 0 K: 0 S: 3 / H: 0 LOB: 0 BB: 0 P: 3	R: 0 E: 0 K: 1 S: 6 / H: 1 LOB: 2 BB: 1 P: 10	R: 0 E: 0 K: 1 S: 5 / H: 0 LOB: 0 BB: 0 P: 5	R: 2 E: 0 K: 1 S: 7 / H: 2 LOB: 1 BB: 1 P: 11	1B: 6 2B: 2 3B: 0 HR: 2	SF: 0 SAC: 1 DP: 3 HBP: 0					

PITCHER	IP	WLS	BF	H	R	ER	SO	BB	IBB	HBP	BLK	WP	HR	S	P	ERA	WHIP
Steve Carlton, L (1, 1) ERA: 3.68	7.0		28	7	4	3	5	3	0	0	0	0	2	35	47	3.86	1.429
Ron Reed, R (8, 1) ERA: 3.21	2.0		8	1	0	0	1	1	0	0	0	0	0	9	13	0.00	1.000
Tug McGraw, L (10, 1) ERA: 2.0	2.0	L	9	2	2	2	2	0	1	0	0	0	0	12	16	9.00	1.000

PITCHER	IP	WLS	BF	H	R	ER	SO	BB	IBB	HBP	BLK	WP	HR	S	P	ERA	WHIP

TOP

Los Angeles Dodgers @ Philadelphia Phillies
Veterans Stadium, Philadelphia, PA
Fri Jul 09 1982, 7:05 PM EDT
Att. 40,037 - Unknown

livebaseballscorecards.com

AB	39
R	6
H	10
RBI	6
BB	5
SO	8
LOB	12

WP: 0 PB: 0 SB: 1 CS: 0 PA: 45

Batter	1	2	3	4	5	6	7	8	9	10	11	AB	R	H	RBI	BB	SO	LOB
Bob Dernier, R (1, 9) OBP: 0.347, SLG: 0.345	1B		P3		5-3			HR	K			5	2	2	1	0	1	2
Pete Rose, S (1, 3) OBP: 0.357, SLG: 0.373	6-3 1-H		G3		5-3			1B		E7 IBB		5	0	2	1	0	0	0
Gary Matthews, R (1, 7) OBP: 0.345, SLG: 0.452	6-3 1-2		HR			4-3		K		K		5	1	1	0	0	2	3
Mike Schmidt, R (1, 5) OBP: 0.432, SLG: 0.504	1B		HR 1-H			CS BB		F4		G6-4-3 IBB 1-2		3	1	2	2	2	0	1
Bo Diaz, R (1, 2) OBP: 0.357, SLG: 0.505	4-3		F9			F7 1-2		F3		G6-4-3 1-2f		5	0	0	0	0	0	5
Garry Maddox, R (1, 8) OBP: 0.307, SLG: 0.439		6-3 2B		5-3			F8		SH3-4 2B		F3	5	0	2	0	0	0	0
Manny Trillo, R (1, 4) OBP: 0.312, SLG: 0.311		6-3 2-3		F9			1-3		SH3-4 2-3		G6-4-3 1B	4	0	1	0	0	0	1
Ivan De Jesus, R (1, 6) OBP: 0.303, SLG: 0.301		G3		5-3			1B		5-3		G6-4-3 1-2f	5	0	1	0	0	0	3
Steve Carlton, L (1, 1) OBP: 0.231, SLG: 0.327		1-3			F7		K		IBB			2	0	0	0	0	0	1
Bill Robinson, R (7, PH) OBP: 0.291, SLG: 0.436												1	0	0	0	0	1	1
Ron Reed, R (8, 1) OBP: 0.286, SLG: 0.500												0	0	0	0	0	0	0
Greg Gross, L (9, PH) OBP: 0.381, SLG: 0.329												0	0	0	0	1	0	0
Tug McGraw, R (10, 1)												0	0	0	0	0	0	0
Inning Stats	R: 1 H: 3 E: 0 LOB: 1 K: 0 BB: 0 S: 5 P: 5	R: 0 H: 1 E: 0 LOB: 1 K: 0 BB: 0 S: 4 P: 4	R: 2 H: 2 E: 0 LOB: 0 K: 0 BB: 0 S: 5 P: 5	R: 0 H: 0 E: 0 LOB: 0 K: 0 BB: 0 S: 3 P: 3	R: 0 H: 0 E: 0 LOB: 0 K: 0 BB: 0 S: 3 P: 3	R: 0 H: 0 E: 0 LOB: 0 K: 0 BB: 1 S: 2 P: 6	R: 0 H: 1 E: 0 LOB: 1 K: 1 BB: 0 S: 6 P: 6	R: 1 H: 2 E: 0 LOB: 1 K: 1 BB: 0 S: 7 P: 7	R: 0 H: 1 E: 0 LOB: 2 K: 1 BB: 1 S: 6 P: 10	R: 0 H: 0 E: 1 LOB: 1 K: 1 BB: 1 S: 5 P: 9	R: 0 H: 1 E: 0 LOB: 0 K: 0 BB: 0 S: 3 P: 3	1B: 7 SF: 0 2B: 2 SAC: 1 3B: 0 DP: 2 HR: 2 HBP: 0				WP: 0 PA: 44 PB: 0 SB: 1 CS: 1		

PITCHER		IP	WLS	BF	H	R	ER	SO	BB	IBB	HBP	BLK	WP	HR	S	P	ERA	WHIP
Jerry Reuss, L ERA: 3.29	(1, 1)	6.0		23	6	3	3	0	1	0	0	0	0	1	22	26	4.50	1.167
Steve Howe, L ERA: 1.69	(7, 1)	2.0		9	3	1	1	2	0	0	0	0	0	1	13	13	4.50	1.500
Dave Stewart, R ERA: 3.62	(9, 1)	3.0	W	12	2	0	0	2	0	2	0	0	0	0	14	22	0.00	0.667

PITCHER	IP	WLS	BF	H	R	ER	SO	BB	IBB	HBP	BLK	WP	HR	S	P	ERA	WHIP

BOTTOM

Los Angeles Dodgers @ Philadelphia Phillies
Veterans Stadium, Philadelphia, PA
Fri Jul 09 1982, 7:05 PM EDT
Att. 40,037 - Unknown

livebaseballscorecards.com

AB	40
R	4
H	11
RBI	4
BB	3
SO	4
LOB	17

Batter	1	2	3	4	5	6	7	8	9	AB	R	H	RBI	BB	SO	LOB
Steve Sax, R (1, 4) OBP: 0.340, SLG: 0.333	F9		F8		F9			BB, G6-4-3		3	0	0	0	1	0	1
Pedro Guerrero, R (1, 8) OBP: 0.343, SLG: 0.515	6-3			HR	K (1-2)			G6-4-3 (1-2f)		4	1	1	1	0	1	2
Dusty Baker Jr., R (1, 7) OBP: 0.350, SLG: 0.490	F9			F7		6-3			6-3	4	0	0	0	0	0	0
Ron Cey, R (1, 5) OBP: 0.335, SLG: 0.416		6-3		K		6-3			5-3	4	0	0	0	0	1	0
Rick Monday, L (1, 9) OBP: 0.409, SLG: 0.542		HR		BB, 1B		F8			K	4	1	2	1	0	1	0
Mike Marshall, R (1, 3) OBP: 0.459, SLG: 0.710		6-3		FC5-4 (1-2), BB			4-3			2	0	0	0	1	0	0
Steve Yeager, R (1, 2) OBP: 0.336, SLG: 0.358		K		FC5-4 (1-2f)			5-3			3	0	0	0	0	1	2
Bill Russell, R (1, 6) OBP: 0.357, SLG: 0.313			F7		BLK, BB		4-3			2	0	0	0	1	0	0
Bob Welch, R (1, 1) OBP: 0.200, SLG: 0.191			F8		K			F9		2	0	0	0	0	1	1
Steve Garvey, R (8, PH) OBP: 0.273, SLG: 0.404										1	0	0	0	0	0	0
Tom Niedenfuer, R (8, 1)										0	0	0	0	0	0	0
Inning Stats	R: 0 E: 0 K: 0 S: 3 H: 0 LOB: 0 BB: 0 P: 3	R: 1 E: 0 K: 1 S: 6 H: 1 LOB: 0 BB: 0 P: 6	R: 0 E: 0 K: 0 S: 3 H: 0 LOB: 0 BB: 0 P: 3	R: 1 E: 0 K: 1 S: 7 H: 2 LOB: 2 BB: 1 P: 11	R: 0 E: 0 K: 2 S: 7 H: 0 LOB: 1 BB: 1 P: 11	R: 0 E: 0 K: 0 S: 3 H: 0 LOB: 0 BB: 0 P: 3	R: 0 E: 0 K: 0 S: 3 H: 0 LOB: 0 BB: 0 P: 3	R: 0 E: 0 K: 0 S: 2 H: 0 LOB: 0 BB: 1 P: 6	R: 0 E: 0 K: 1 S: 5 H: 0 LOB: 0 BB: 0 P: 5	1B: 1 2B: 0 3B: 0 HR: 2	SF: 0 SAC: 0 DP: 1 HBP: 0						

PITCHER	IP	WLS	BF	H	R	ER	SO	BB	IBB	HBP	BLK	WP	HR	S	P	ERA	WHIP
Dick Ruthven, R (1, 1) ERA: 3.26	9.0	W	32	3	2	2	5	3	0	0	1	0	2	39	51	2.00	0.667

PITCHER	IP	WLS	BF	H	R	ER	SO	BB	IBB	HBP	BLK	WP	HR	S	P	ERA	WHIP

TOP

Los Angeles Dodgers @ Philadelphia Phillies

Veterans Stadium, Philadelphia, PA

Sat Jul 10 1982, 7:05 PM EDT

Att. 41,268 - Unknown

livebaseballscorecards.com

AB	29
R	2
H	3
RBI	2
BB	3
SO	5
LOB	6

PA: 32

1B: 1	SF: 0
2B: 0	SAC: 0
3B: 0	DP: 1
HR: 2	HBP: 0

WP: 0	
PB: 0	
SB: 0	
CS: 0	

Batter	1	2	3	4	5	6	7	8	9	AB	R	H	RBI	BB	SO	LOB
Pete Rose, S (1, 3) OBP: 0.353, SLG: 0.369	6-3		4-3		4-3		1-3			4	0	0	0	0	0	0
George Vukovich, L (1, 9) (8, 7) OBP: 0.309, SLG: 0.403	BB			HR, BB, 1B	K		4-3			3	1	1	0	1	1	0
Gary Matthews, R (1, 7) OBP: 0.347, SLG: 0.460 Bob Dernier, R (8, 9) OBP: 0.347, SLG: 0.345	K			F9	BB		HR			3 0	1 0	1 0	1 0	1 0	1 0	2 0
Mike Schmidt, R (1, 5) OBP: 0.436, SLG: 0.502	K			HR, BB	BB		BB			1	1	0	0	3	1	1
Bo Diaz, R (1, 2) OBP: 0.355, SLG: 0.512		4-3		HR	F9		K2-3			4	1	1	3	0	1	3
Garry Maddox, R (1, 8) OBP: 0.306, SLG: 0.434		1-3		CS, 1B	F7			F9		4	0	1	0	0	0	0
Manny Trillo, R (1, 4) OBP: 0.311, SLG: 0.310		6-3		S, 1B	F7			1-3		4	0	1	0	0	0	0
Ivan De Jesus, R (1, 6) OBP: 0.305, SLG: 0.299			F9	BB	E2			F8		2	0	0	0	2	0	0
Dick Ruthven, R (1, 1) OBP: 0.051, SLG: 0.053			K	K	K					3	0	0	0	0	3	3
Inning Stats	R: 0 E: 0 K: 2 S: 7	H: 0 LOB: 1 BB: 1 P: 11	R: 0 E: 0 K: 0 S: 3	H: 0 LOB: 0 BB: 0 P: 3	R: 0 E: 0 K: 1 S: 5	H: 0 LOB: 0 BB: 0 P: 5	R: 3 E: 0 K: 1 S: 8	H: 4 LOB: 2 BB: 2 P: 16	R: 0 E: 0 K: 1 S: 5	H: 0 LOB: 2 BB: 2 P: 13	R: 0 E: 1 K: 1 S: 5	H: 0 LOB: 1 BB: 1 P: 9	R: 1 E: 0 K: 1 S: 6	H: 1 LOB: 1 BB: 1 P: 10	R: 0 E: 0 K: 0 S: 3	H: 0 LOB: 0 BB: 0 P: 3						

PITCHER		IP	WLS	BF	H	R	ER	SO	BB	IBB	HBP	BLK	WP	HR	S	P	ERA	WHIP
Bob Welch, R ERA: 3.58	(1, 1)	7.0	L	32	5	4	4	7	7	0	0	0	0	2	39	67	5.14	1.714
Tom Niedenfuer, R ERA: 4.5	(8, 1)	1.0		3	0	0	0	0	0	0	0	0	0	0	3	3	0.00	0.000

PITCHER	IP	WLS	BF	H	R	ER	SO	BB	IBB	HBP	BLK	WP	HR	S	P	ERA	WHIP

BOTTOM

Los Angeles Dodgers @ Philadelphia Phillies
Veterans Stadium, Philadelphia, PA
Sat Jul 10 1982, 7:05 PM EDT
Att. 41,268 - Unknown

livebaseballscorecards.com

AB	28
R	4
H	5
RBI	4
BB	7
SO	7
LOB	9

1B: 3	SF: 0	WP: 0	PA: 35
2B: 0	SAC: 0	PB: 0	
3B: 0	DP: 0	SB: 1	
HR: 2	HBP: 0	CS: 1	

Batter	1	2	3	4	5	6	7	8	9	AB	R	H	RBI	BB	SO	LOB
Steve Sax, R (1, 4) OBP: 0.341, SLG: 0.340	5-3		1B 2B 1-3		4-3		2B		5-3 1-2	5	1	2	0	0	0	1
Ron Roenicke, S (1, 8) OBP: 0.333, SLG: 0.292	E HBP		1B BB		4-3		F8			2	0	0	0	1	0	1
Dusty Baker Jr., R (1, 7) OBP: 0.352, SLG: 0.488	E5 G1-4-3 1-2		CS 1B 1-3 2-H 3-H		FC1-4 BB		L4			3	0	1	2	1	0	2
Ron Cey, R (1, 5) OBP: 0.331, SLG: 0.410	G1-4-3 1-2f		F9 1-2		FC1-4 1-2f			F6		4	0	0	0	0	0	5
Pedro Guerrero, R (1, 9) OBP: 0.341, SLG: 0.522		6-3		HR		F9		K		4	1	1	1	0	1	0
Mike Marshall, R (1, 3) OBP: 0.439, SLG: 0.686		5-3		K		3-1 2B		K		4	0	1	0	0	2	0
Mike Scioscia, L (1, 2) OBP: 0.296, SLG: 0.276 Jorge Orta, L (9, PH) OBP: 0.286, SLG: 0.337		4-3		4-3 BB		3-1 2-3			F8	2	0	0	0	1	0	1
										1	0	0	0	0	0	0
Bill Russell, R (1, 6) OBP: 0.355, SLG: 0.311			5-3	4-3 1-2		5-3			S 1B	4	0	1	0	0	0	2
Fernando Valenzuela, L (1, 1) OBP: 0.155, SLG: 0.127 Steve Garvey, R (7, PH) OBP: 0.272, SLG: 0.403 Vicente Romo, R (7, 1) OBP: 0.250, SLG: 0.250 Rick Monday, L (9, PH) OBP: 0.407, SLG: 0.538			2B 1B 1B	5-3			5-3		F5	2	1	1	0	0	0	1
										1	0	0	0	0	0	0
										0	0	0	0	0	0	0
										1	0	0	0	0	0	1
Inning Stats	R: 0 E: 1 K: 0 S: 3 H: 0 LOB: 1 BB: 0 P: 4	R: 0 E: 0 K: 0 S: 3 H: 0 LOB: 0 BB: 0 P: 3	R: 2 E: 0 K: 0 S: 5 H: 3 LOB: 1 BB: 1 P: 9	R: 1 E: 0 K: 1 S: 6 H: 1 LOB: 1 BB: 1 P: 10	R: 0 E: 0 K: 0 S: 3 H: 0 LOB: 1 BB: 1 P: 7	R: 0 E: 0 K: 0 S: 4 H: 1 LOB: 1 BB: 0 P: 4	R: 0 E: 0 K: 0 S: 4 H: 1 LOB: 1 BB: 0 P: 4	R: 0 E: 0 K: 2 S: 7 H: 0 LOB: 0 BB: 0 P: 7	R: 0 E: 0 K: 0 S: 4 H: 1 LOB: 1 BB: 0 P: 4	1B: 3 2B: 3 3B: 0 HR: 1 SF: 0 SAC: 0 DP: 1 HBP: 1						

PITCHER		IP	WLS	BF	H	R	ER	SO	BB	IBB	HBP	BLK	WP	HR	S	P	ERA	WHIP
Larry Christenson, R ERA: 3.47	(1, 1)	7.0	W	30	6	3	3	1	3	0	1	0	0	1	28	41	3.86	1.286
Ron Reed, R ERA: 3.09	(8, 1)	2.0	S	7	1	0	0	2	0	0	0	0	0	0	11	11	0.00	0.500

PITCHER		IP	WLS	BF	H	R	ER	SO	BB	IBB	HBP	BLK	WP	HR	S	P	ERA	WHIP

TOP

Los Angeles Dodgers @ Philadelphia Phillies

Veterans Stadium, Philadelphia, PA

Sun Jul 11 1982, 3:33 AM EDT

Att. 48,773 - Unknown

livebaseballscorecards.com

AB	33
R	3
H	7
RBI	3
BB	3
SO	3
LOB	14

WP: 0 PA: 37
PB: 0
SB: 1
CS: 1

Batter	1	2	3	4	5	6	7	8	9	AB	R	H	RBI	BB	SO	LOB
Bob Dernier, R (1, 9) OBP: 0.346, SLG: 0.344	4-3		K	2-H 1B		K 2-3				4	0	1	1	0	2	2
Pete Rose, S (1, 3) OBP: 0.352, SLG: 0.367	4-3		WP 1B 1-3 1B	F9		CS 3-H	G3			4	0	1	0	0	0	1
Gary Matthews, R (1, 7) OBP: 0.346, SLG: 0.458	K		WP 1-2 3-H 1B		L4		4-3			4	0	1	1	0	1	0
Greg Gross, L (8, 7) OBP: 0.381, SLG: 0.329										0	0	0	0	0	0	0
Mike Schmidt, R (1, 5) OBP: 0.437, SLG: 0.498		F8	IBB 1-2 2-3		6-3		CS BB			2	0	0	0	2	0	0
Bo Diaz, R (1, 2) OBP: 0.354, SLG: 0.507		1-3	P5		BB		CS 1-2	5-3		3	0	0	0	1	0	3
Garry Maddox, R (1, 8) OBP: 0.299, SLG: 0.425		F3	F9		F8			F5		4	0	0	0	0	0	4
Manny Trillo, R (1, 4) OBP: 0.314, SLG: 0.313			E6 3B	K		WP SH1-4 CS 1B		BB 1B		4	1	2	0	0	1	0
Ivan De Jesus, R (1, 6) OBP: 0.311, SLG: 0.307			1-H E 3B	S 1B BB		P1		1-2 BB		2	2	1	1	2	0	1
Larry Christenson, R (1, 1) OBP: 0.073, SLG: 0.122			E5 1B 1B 3-H	K 1-2		SH1-4 1-2		K		2	1	0	0	0	1	1
Ron Reed, R (8, 1) OBP: 0.250, SLG: 0.429										1	0	0	0	0	1	2
Inning Stats	R: 0 H: 0 E: 0 LOB: 0 K: 1 BB: 0 S: 5 P: 5	R: 0 H: 0 E: 0 LOB: 0 K: 0 BB: 0 S: 3 P: 3	R: 3 H: 3 E: 2 LOB: 3 K: 1 BB: 1 S: 10 P: 14	R: 1 H: 1 E: 0 LOB: 1 K: 2 BB: 1 S: 8 P: 12	R: 0 H: 0 E: 0 LOB: 1 K: 0 BB: 1 S: 3 P: 7	R: 0 H: 1 E: 0 LOB: 1 K: 1 BB: 0 S: 6 P: 6	R: 0 H: 0 E: 0 LOB: 0 K: 0 BB: 1 S: 2 P: 6	R: 0 H: 1 E: 0 LOB: 2 K: 1 BB: 1 S: 6 P: 10		1B: 5 SF: 0 2B: 0 SAC: 1 3B: 1 DP: 0 HR: 0 HBP: 0						

PITCHER	IP	WLS	BF	H	R	ER	SO	BB	IBB	HBP	BLK	WP	HR	S	P	ERA	WHIP
Fernando Valenzuela, L (1, 1) ERA: 2.81	6.0	L	28	5	4	1	5	2	1	0	0	2	0	35	47	1.50	1.167
Vicente Romo, R (7, 1) ERA: 3.29	2.0		8	1	0	0	1	2	0	0	0	0	0	8	16	0.00	1.500

PITCHER	IP	WLS	BF	H	R	ER	SO	BB	IBB	HBP	BLK	WP	HR	S	P	ERA	WHIP

BOTTOM

Los Angeles Dodgers @ Philadelphia Phillies
Veterans Stadium, Philadelphia, PA
Sun Jul 11 1982, 3:33 AM EDT
Att. 48,773 - Unknown

livebaseballscorecards.com

AB	30
R	4
H	6
RBI	3
BB	5
SO	6
LOB	14

WP: 2	PA: 38		
PB: 0			
SB: 1			
CS: 2			

Batter	1	2	3	4	5	6	7	8	9	AB	R	H	RBI	BB	SO	LOB
Bob Dernier, R (1, 9) OBP: 0.341, SLG: 0.338	4-3		K		G3		P4		G6-4-3 1-2f	5	0	0	0	0	1	5
Pete Rose, S (1, 3) OBP: 0.351, SLG: 0.364	BB		5-3		5-3			E6 HR		3	1	0	0	1	0	2
Gary Matthews, R (1, 7) OBP: 0.344, SLG: 0.464	K		F9			3-1		1-H HR		4	1	1	2	0	1	1
Mike Schmidt, R (1, 5) OBP: 0.431, SLG: 0.490	F9			K		K		F2		4	0	0	0	0	2	1
Bo Diaz, R (1, 2) OBP: 0.353, SLG: 0.503		5-3 1B		E5 G5-4-3		F2		6-3		4	0	1	0	0	0	0
Garry Maddox, R (1, 8) OBP: 0.298, SLG: 0.421		5-3 1-2		G5-4-3 1-2f			4-3	1B		4	0	1	0	0	0	2
Manny Trillo, R (1, 4) OBP: 0.316, SLG: 0.313		P4			2B 1B		1-0 1B HBP	F8		3	0	1	0	0	0	2
Ivan De Jesus, R (1, 6) OBP: 0.316, SLG: 0.314		IBB			1-3 2B		1-2 1B		6-3	3	0	2	0	1	0	0
Mike Krukow, R (1, 1) OBP: 0.209, SLG: 0.233		6-3			K		K		E1 G6-4-3	3	0	0	0	0	2	6
Tug McGraw, R (8, 1)										1	0	0	0	0	0	0
Inning Stats	R: 0 E: 0 K: 1 S: 5 H: 0 LOB: 1 BB: 1 P: 9	R: 0 E: 0 K: 0 S: 4 H: 1 LOB: 2 BB: 1 P: 8	R: 0 E: 0 K: 1 S: 5 H: 0 LOB: 0 BB: 0 P: 5	R: 0 E: 1 K: 1 S: 5 H: 0 LOB: 0 BB: 0 P: 5	R: 0 E: 0 K: 1 S: 7 H: 2 LOB: 2 BB: 0 P: 7	R: 0 E: 0 K: 1 S: 5 H: 0 LOB: 0 BB: 0 P: 5	R: 0 E: 0 K: 1 S: 6 H: 1 LOB: 2 BB: 0 P: 7	R: 2 E: 1 K: 0 S: 6 H: 2 LOB: 1 BB: 0 P: 6	R: 0 E: 1 K: 0 S: 3 H: 0 LOB: 0 BB: 0 P: 3	1B: 4 2B: 1 3B: 0 HR: 1 SF: 0 SAC: 0 DP: 2 HBP: 1						

TOP

Philadelphia Phillies @ San Francisco Giants
Candlestick Park, San Francisco, CA
Thu Jul 15 1982, 10:05 PM EDT
Att. 8,004 - Unknown

livebaseballscorecards.com

AB	34
R	2
H	6
RBI	2
BB	2
SO	6
LOB	19

WP: 0 PB: 0 SB: 0 CS: 0 PA: 37

PITCHER	IP	WLS	BF	H	R	ER	SO	BB	IBB	HBP	BLK	WP	HR	S	P	ERA	WHIP
Rich Gale, R (1, 1) ERA: 4.15	8.0	L	34	6	2	1	6	1	1	1	0	0	1	43	52	1.12	0.875
Greg Minton, R (9, 1) ERA: 1.99	1.0		3	0	0	0	0	0	0	0	0	0	0	3	3	0.00	0.000

PITCHER	IP	WLS	BF	H	R	ER	SO	BB	IBB	HBP	BLK	WP	HR	S	P	ERA	WHIP

Batter	1	2	3	4	5	6	7	8	9	AB	R	H	RBI	BB	SO	LOB
Johnnie LeMaster, R (1, 6) OBP: 0.250, SLG: 0.266 Darrell Evans, L (8, PH) OBP: 0.361, SLG: 0.444 (9, 5)	L8		K			6-3		BB, FC4-6		3 0	0 0	0 0	0 0	0 1	1 0	0 0
Joe Morgan, L (1, 4) OBP: 0.394, SLG: 0.418 Greg Minton, S (9, 1) OBP: 0.200, SLG: 0.300	P4			G5-4-3 1B		F7		FC4-6 1-2f		4 0	0 0	1 0	0 0	0 0	0 0	1 0
Chili Davis, S (1, 8) OBP: 0.333, SLG: 0.425	G3			G5-4-3 1-2f			SF8 1B 1B 1B	K		4	1	1	0	0	1	2
Jack Clark, R (1, 9) OBP: 0.356, SLG: 0.471		PB, BB		WP, S, BB			BB 1B 1B 1-2		P6	2	0	1	0	2	0	0
Reggie Smith, S (1, 3) OBP: 0.335, SLG: 0.423		F8 1-2		K 1-3			BB 1B 1-2 2-3		BB	3	0	1	0	1	1	2
Milt May, L (1, 2) OBP: 0.329, SLG: 0.417		F8			K		SF8 3-H		P4	3	0	0	1	0	1	2
Champ Summers, L (1, 7) OBP: 0.333, SLG: 0.394 Max Venable, L (7, PR) OBP: 0.210, SLG: 0.267 (8, 7) Jim Wohlford, R (9, PH) OBP: 0.326, SLG: 0.358		F8			7-1-3 BB		G6-4-3 1-2 2-3 BB		F3	1 0 1	0 0 0	0 0 0	0 0 0	2 0 0	0 0 0	1 0 1
Tom O'Malley, L (1, 5) OBP: 0.333, SLG: 0.329 Guy Sularz, R (9, 6) OBP: 0.288, SLG: 0.273			4-3		7-1-3 1-2f		G6-4-3 1-2f			3 0	0 0	0 0	0 0	0 0	0 0	4 0
Rich Gale, R (1, 1) OBP: 0.200, SLG: 0.250 Duane Kuiper, L (8, PH) OBP: 0.371, SLG: 0.345 (9, 4)			K			K		K		2 1	0 0	0 0	0 0	0 0	2 1	0 0
Inning Stats	R: 0 E: 0 K: 0 S: 3 H: 0 LOB: 0 BB: 0 P: 3	R: 0 E: 0 K: 0 S: 3 H: 0 LOB: 1 BB: 1 P: 7	R: 0 E: 0 K: 2 S: 7 H: 0 LOB: 0 BB: 0 P: 7	R: 0 E: 0 K: 1 S: 5 H: 1 LOB: 1 BB: 1 P: 9	R: 0 E: 0 K: 1 S: 4 H: 0 LOB: 0 BB: 1 P: 8	R: 0 E: 0 K: 1 S: 5 H: 0 LOB: 0 BB: 0 P: 5	R: 1 E: 0 K: 0 S: 5 H: 3 LOB: 3 BB: 1 P: 9	R: 0 E: 0 K: 2 S: 7 H: 0 LOB: 1 BB: 1 P: 11	R: 0 E: 0 K: 0 S: 3 H: 0 LOB: 1 BB: 1 P: 7	1B: 4 2B: 1 3B: 0 HR: 0	SF: 1 SAC: 0 DP: 3 HBP: 0			WP: 1 PB: 1 SB: 1 CS: 0	PA: 34		

PITCHER		IP	WLS	BF	H	R	ER	SO	BB	IBB	HBP	BLK	WP	HR	S	P	ERA	WHIP
Mike Krukow, R ERA: 2.56	(1, 1)	7.1	W	28	4	1	1	6	5	0	0	0	1	0	35	55	1.23	1.227
Tug McGraw, L ERA: 1.69	(8, 1)	1.2	S	6	0	0	0	1	1	0	0	0	0	0	7	11	0.00	0.600

PITCHER	IP	WLS	BF	H	R	ER	SO	BB	IBB	HBP	BLK	WP	HR	S	P	ERA	WHIP

BOTTOM

Philadelphia Phillies @ San Francisco Giants

Candlestick Park, San Francisco, CA

Thu Jul 15 1982, 10:05 PM EDT

Att. 8,004 - Unknown

livebaseballscorecards.com

AB	27
R	1
H	4
RBI	1
BB	6
SO	7
LOB	13

Batter	1	2	3	4	5	6	7	8	9	AB	R	H	RBI	BB	SO	LOB
Pete Rose, S (1, 3) OBP: 0.347, SLG: 0.360	6-3			4-3		5-3		F7		4	0	0	0	0	0	1
George Vukovich, L (1, 9) (9, 7) OBP: 0.315, SLG: 0.402	CS 1B			P3		BB		K		3	0	1	0	1	1	1
Gary Matthews, R (1, 7) OBP: 0.343, SLG: 0.462	K 1-2			F2		F9			5-3 1B	4	0	1	0	0	1	2
Bob Dernier, R (9, 9) OBP: 0.341, SLG: 0.338										0	0	0	0	0	0	0
Mike Schmidt, R (1, 5) OBP: 0.432, SLG: 0.490		G4-6-3 1B			G3 PB 1B 1B		K		5-3 1-2	4	1	2	0	0	1	1
Bo Diaz, R (1, 2) OBP: 0.352, SLG: 0.500		G4-6-3 1-2f			G3 1-3		FC5-4 1B		K	4	0	1	0	0	1	3
Garry Maddox, R (1, 8) OBP: 0.297, SLG: 0.417		L8			1-3 3-H 1B		FC5-4 S 1-2f		4-3	4	0	1	1	0	0	2
Manny Trillo, R (1, 4) OBP: 0.313, SLG: 0.309			3-1		1-3 1-2		G3 1-2			3	0	0	0	0	0	2
Ivan De Jesus, R (1, 6) OBP: 0.316, SLG: 0.312			K		1-3			SH5-4 BB		2	0	0	0	1	1	1
Steve Carlton, L (1, 1) OBP: 0.222, SLG: 0.315			1-3			4-3		SH5-4 1-2		2	0	0	0	0	0	0
Inning Stats	R: 0 E: 0 K: 1 S: 5 H: 1 LOB: 0 BB: 0 P: 5	R: 0 E: 0 K: 0 S: 3 H: 1 LOB: 0 BB: 0 P: 3	R: 0 E: 0 K: 1 S: 5 H: 0 LOB: 0 BB: 0 P: 5	R: 0 E: 0 K: 0 S: 3 H: 0 LOB: 0 BB: 0 P: 3	R: 1 E: 0 K: 0 S: 5 H: 2 LOB: 1 BB: 0 P: 5	R: 0 E: 0 K: 0 S: 3 H: 0 LOB: 1 BB: 1 P: 7	R: 0 E: 0 K: 1 S: 6 H: 1 LOB: 1 BB: 0 P: 6	R: 0 E: 0 K: 1 S: 5 H: 0 LOB: 1 BB: 1 P: 9	R: 0 E: 0 K: 1 S: 6 H: 1 LOB: 1 BB: 0 P: 6	1B: 6 2B: 0 3B: 0 HR: 0 SF: 0 SAC: 1 DP: 1 HBP: 0							

TOP

Philadelphia Phillies @ San Francisco Giants
Candlestick Park, San Francisco, CA
Fri Jul 16 1982, 10:05 PM EDT
Att. 7,720 - Unknown

livebaseballscorecards.com

AB	30
R	1
H	6
RBI	1
BB	2
SO	5
LOB	13

WP: 0 PB: 1 SB: 1 CS: 1 PA: 33

PITCHER		IP	WLS	BF	H	R	ER	SO	BB	IBB	HBP	BLK	WP	HR	S	P	ERA	WHIP
Bill Laskey, R ERA: 2.63	(1, 1)	8.0	L	29	5	1	1	4	2	0	0	0	0	0	35	43	1.12	0.875
Jim Barr, R ERA: 3.0	(9, 1)	1.0		4	1	0	0	1	0	0	0	0	0	0	6	6	0.00	1.000

PITCHER	IP	WLS	BF	H	R	ER	SO	BB	IBB	HBP	BLK	WP	HR	S	P	ERA	WHIP

Batter	1	2	3	4	5	6	7	8	9	AB	R	H	RBI	BB	SO	LOB
Johnnie LeMaster, R (1, 6) OBP: 0.250, SLG: 0.266	F8		FC3-6 1B		5-3 1-2			5-3		4	0	1	0	0	0	1
Joe Morgan, L (1, 4) OBP: 0.392, SLG: 0.415	1B		FC3-6 WP 1-2f			4-3			4-3	4	0	1	0	0	0	1
Chili Davis, S (1, 8) OBP: 0.330, SLG: 0.421	L8		K 1-2			L9			K	4	0	0	0	0	2	2
Jack Clark, R (1, 9) OBP: 0.352, SLG: 0.464	F2			5-3		P4			F7	4	0	0	0	0	0	1
Reggie Smith, S (1, 3) OBP: 0.341, SLG: 0.420		FC6-4 BB		FC6-3 BB			F8			1	0	0	0	2	0	0
Jim Wohlford, R (1, 7) OBP: 0.322, SLG: 0.353		FC6-4 PB 1-2f		FC6-3 1-2f			F8			3	0	0	0	0	0	2
Bob Brenly, R (1, 2) OBP: 0.330, SLG: 0.372		G4-6-3 1-2 BB		K			F8			2	0	0	0	1	1	1
Tom O'Malley, L (1, 5) OBP: 0.333, SLG: 0.330		G4-6-3 1-2f			CS 1B			3-1		3	0	1	0	0	0	2
Bill Laskey, R (1, 1) OBP: 0.135, SLG: 0.086			K		CS 1-2 1B			K		2	0	1	0	0	1	0
Darrell Evans, L (8, PH) OBP: 0.360, SLG: 0.442										1	0	0	0	0	1	0
Jim Barr, R (9, 1) OBP: 0.214, SLG: 0.286										0	0	0	0	0	0	0
Inning Stats	R: 0 E: 0 K: 0 S: 4 H: 1 LOB: 1 BB: 0 P: 4	R: 0 E: 0 K: 0 S: 2 H: 0 LOB: 1 BB: 2 P: 10	R: 0 E: 0 K: 2 S: 8 H: 1 LOB: 1 BB: 0 P: 8	R: 0 E: 0 K: 1 S: 5 H: 0 LOB: 1 BB: 1 P: 9	R: 0 E: 0 K: 0 S: 3 H: 2 LOB: 0 BB: 0 P: 3	R: 0 E: 0 K: 0 S: 3 H: 0 LOB: 0 BB: 0 P: 3	R: 0 E: 0 K: 0 S: 3 H: 0 LOB: 0 BB: 0 P: 3	R: 0 E: 0 K: 1 S: 5 H: 0 LOB: 0 BB: 0 P: 5	R: 0 E: 0 K: 1 S: 5 H: 0 LOB: 0 BB: 0 P: 5	1B: 4 2B: 0 3B: 0 HR: 0	SF: 0 SAC: 0 DP: 1 HBP: 0					

PITCHER	IP	WLS	BF	H	R	ER	SO	BB	IBB	HBP	BLK	WP	HR	S	P	ERA	WHIP
Steve Carlton, L (1, 1) ERA: 3.47	9.0	W	31	4	0	0	5	3	0	0	0	1	0	38	50	0.00	0.778

PITCHER	IP	WLS	BF	H	R	ER	SO	BB	IBB	HBP	BLK	WP	HR	S	P	ERA	WHIP

BOTTOM

Philadelphia Phillies @ San Francisco Giants
Candlestick Park, San Francisco, CA
Fri Jul 16 1982, 10:05 PM EDT
Att. 7,720 - Unknown

livebaseballscorecards.com

AB	28
R	0
H	4
RBI	0
BB	3
SO	5
LOB	10

WP: 1 PB: 1 SB: 0 CS: 2 PA: 31

Batter	1	2	3	4	5	6	7	8	9	10	11	AB	R	H	RBI	BB	SO	LOB
Bob Dernier, R (1, 9) (4, 8) OBP: 0.337, SLG: 0.332	E6 S E	6-3			5-3		6-3		5-3		BB 1B	5	1	0	0	1	0	2
Pete Rose, S (1, 3) OBP: 0.350, SLG: 0.362	E7 CS 1B 1-H		1-3		4-3		1B 3-H		4-3		2B 1B 1-2	6	1	3	1	0	0	0
Gary Matthews, R (1, 7) OBP: 0.341, SLG: 0.458 Greg Gross, L (9, 7) OBP: 0.388, SLG: 0.338	5-3 1-2		P4		3-1		F8		E9 1B		2B 1B 1-2	5 1	0 1	1 1	0 1	0 0	0 0	2 0
Mike Schmidt, R (1, 5) OBP: 0.434, SLG: 0.504	BB 1B		K			5-3		HR	5-3		E 2B 1-H 2-H	5	1	2	3	1	1	1
Bo Diaz, R (1, 2) OBP: 0.354, SLG: 0.500	1B 1-2			F6		1B		6-3		F7	E3 1B 2-3	6	0	3	0	0	0	0
Garry Maddox, R (1, 8) OBP: 0.299, SLG: 0.418 George Vukovich, L (4, PR) (4, 9) OBP: 0.320, SLG: 0.400	F7			1B 1B		F8		BB 1B 1B		4-3	IBB	2 3	0 0	1 1	0 0	0 1	0 0	2 1
Manny Trillo, R (1, 4) OBP: 0.317, SLG: 0.311		G3		1B 1-2		P3		BB 1B 1-2		BB 4-0	F7	5	0	2	0	1	0	4
Ivan De Jesus, R (1, 6) OBP: 0.320, SLG: 0.318		SH3-1 1B		P4			SH1-4 1B 2B	BB 1-2 2-3		F9		4	1	2	0	1	0	3
Dick Ruthven, R (1, 1) OBP: 0.049, SLG: 0.050 Tug McGraw, R (8, 1) Ron Reed, R (9, 1) OBP: 0.250, SLG: 0.429 Bill Robinson, R (11, PH) OBP: 0.188, SLG: 0.432 Sparky Lyle, L (11, 1) OBP: 0.667, SLG: 0.500 Sid Monge, S (11, 1)		SH3-1 1-2		1-3			SH1-4 2-3	K			K	2 0 0 1 0 0	0 0 0 0 0 0	0 0 0 0 0 0	0 0 0 0 0 0	0 0 0 1 0 0	1 0 0 0 0 0	4 0 0 0 0 0
Inning Stats	R: 1 E: 2 K: 0 S: 5 / H: 2 LOB: 2 BB: 1 P: 9	R: 0 E: 0 K: 0 S: 4 / H: 1 LOB: 1 BB: 0 P: 4	R: 0 E: 0 K: 1 S: 5 / H: 0 LOB: 0 BB: 0 P: 5	R: 0 E: 0 K: 0 S: 5 / H: 2 LOB: 2 BB: 0 P: 5	R: 0 E: 0 K: 0 S: 3 / H: 0 LOB: 0 BB: 0 P: 3	R: 0 E: 0 K: 0 S: 4 / H: 1 LOB: 1 BB: 0 P: 4	R: 1 E: 0 K: 0 S: 5 / H: 2 LOB: 1 BB: 0 P: 5	R: 1 E: 0 K: 1 S: 7 / H: 3 LOB: 2 BB: 1 P: 11	R: 0 E: 1 K: 0 S: 4 / H: 1 LOB: 1 BB: 0 P: 4	R: 0 E: 0 K: 0 S: 3 / H: 0 LOB: 1 BB: 1 P: 7	R: 2 E: 1 K: 1 S: 8 / H: 4 LOB: 3 BB: 2 P: 16	1B: 13 2B: 2 3B: 0 HR: 1	SF: 0 SAC: 2 DP: 0 HBP: 0		WP: 0 PB: 0 SB: 1 CS: 1	PA: 52		

PITCHER		IP	WLS	BF	H	R	ER	SO	BB	IBB	HBP	BLK	WP	HR	S	P	ERA	WHIP
Renie Martin, R ERA: 4.15	(1, 1)	7.0		30	8	2	1	1	1	0	0	0	0	0	31	35	1.29	1.286
Greg Minton, R ERA: 2.06	(8, 1)	2.0		10	4	1	1	1	1	0	0	0	0	1	11	15	4.50	2.500
Al Holland, L ERA: 3.82	(10, 1)	1.0		4	0	0	0	0	1	0	0	0	0	0	3	7	0.00	1.000
Fred Breining, R ERA: 3.65	(11, 1)	0.2	L	4	2	2	2	1	1	0	0	0	0	0	5	9	27.00	4.500
Jim Barr, R ERA: 2.99	(11, 1)	0.1		4	2	0	0	0	0	1	0	0	0	0	3	7	0.00	6.000

PITCHER	IP	WLS	BF	H	R	ER	SO	BB	IBB	HBP	BLK	WP	HR	S	P	ERA	WHIP

TOP

Philadelphia Phillies @ San Francisco Giants

Candlestick Park, San Francisco, CA

Sat Jul 17 1982, 6:33 AM EDT

Att. 30,790 - Unknown

livebaseballscorecards.com

AB	45
R	5
H	16
RBI	4
BB	5
SO	3
LOB	19

Batter	1	2	3	4	5	6	7	8	9	10	11	AB	R	H	RBI	BB	SO	LOB
Joe Morgan, L (1, 4) OBP: 0.401, SLG: 0.426	L9		SH3-4 1B		1B		S 1B 2-H		1B 1-2 2-H 1B		1B 1B	6	0	5	2	0	0	0
Johnnie LeMaster, R (1, 6) OBP: 0.255, SLG: 0.269	CS BB		SH3-4 1-2		L7		5-3 1-2		1-2 2-3 1B		G4-6-3 1-2 1B	4	0	2	0	1	0	2
Chili Davis, S (1, 8) OBP: 0.325, SLG: 0.414	K 1-2		6-3			4-3		F5	K		G4-6-3 1-2f	6	0	0	0	0	2	7
Jack Clark, R (1, 9) OBP: 0.355, SLG: 0.463		F8 1B SF8 BB	6-3			CS 1B		BB	P4			3	1	1	0	2	0	4
Reggie Smith, S (1, 3) OBP: 0.343, SLG: 0.416		1B 1-2 1B		F8		BB 1-2		K		6-3		4	0	1	0	1	1	1
Milt May, L (1, 2) OBP: 0.326, SLG: 0.412		F8 2-3		G3		4-3		F9		1B 1B		5	0	1	0	0	0	4
Bob Brenly, R (10, PR) OBP: 0.330, SLG: 0.372 (11, 2)												0	0	0	0	0	0	0
Champ Summers, L (1, 7) OBP: 0.325, SLG: 0.386		SF8 3-H		6-3			L3		1B 1B	G4-6-3 1-3 1B		2	0	0	1	0	0	0
Greg Minton, S (8, 1) ERA: 2.200, SLG: 0.300												0	0	0	0	0	0	0
Duane Kuiper, L (9, PH) OBP: 0.374, SLG: 0.349												1	0	1	0	0	0	0
Guy Sularz, R (9, PR) OBP: 0.288, SLG: 0.273												0	1	0	0	0	0	0
Al Holland, R (10, 1) OBP: 0.050, SLG: 0.050												0	0	0	0	0	0	0
Dave Bergman, L (10, PH) OBP: 0.357, SLG: 0.347												1	0	1	0	0	0	0
Fred Breining, R (11, 1) OBP: 0.400, SLG: 0.333												0	0	0	0	0	0	0
Jim Barr, R (11, 1) OBP: 0.214, SLG: 0.286												0	0	0	0	0	0	0
Tom O'Malley, L (1, 5) OBP: 0.338, SLG: 0.335	FC6-4 1-2 1B				4-3		S 1B 1B		1B 1B 1-2 1B	G4-6-3 1-2f		3	0	2	0	0	0	0
Max Venable, L (7, PR) OBP: 0.210, SLG: 0.267 (8, 7)												0	1	0	0	0	0	0
Jim Wohlford, R (9, PH) OBP: 0.323, SLG: 0.354 (10, 7)												2	0	1	0	0	0	2
Renie Martin, R (1, 1) OBP: 0.267, SLG: 0.367	FC6-4 1-2f				5-3		K 1-2		K		G3	2	0	0	0	0	0	2
Darrell Evans, L (7, PH) OBP: 0.356, SLG: 0.437 (8, 5)												3	0	0	0	0	2	3
Inning Stats	R: 0 H: 0 E: 0 LOB: 0 K: 1 BB: 1 S: 4 P: 8	R: 1 H: 2 E: 0 LOB: 2 K: 0 BB: 1 S: 5 P: 9	R: 0 H: 1 E: 0 LOB: 1 K: 0 BB: 0 S: 4 P: 4	R: 0 H: 0 E: 0 LOB: 0 K: 0 BB: 0 S: 3 P: 3	R: 0 H: 0 E: 0 LOB: 1 K: 0 BB: 0 S: 4 P: 4	R: 0 H: 1 E: 0 LOB: 1 K: 0 BB: 1 S: 3 P: 7	R: 1 H: 2 E: 0 LOB: 2 K: 1 BB: 0 S: 7 P: 7	R: 0 H: 0 E: 0 LOB: 1 K: 1 BB: 1 S: 5 P: 9	R: 1 H: 4 E: 0 LOB: 3 K: 2 BB: 0 S: 11 P: 11	R: 0 H: 2 E: 0 LOB: 2 K: 0 BB: 0 S: 4 P: 4	R: 0 H: 2 E: 0 LOB: 1 K: 0 BB: 0 S: 4 P: 4						

PITCHER		IP	WLS	BF	H	R	ER	SO	BB	IBB	HBP	BLK	WP	HR	S	P	ERA	WHIP
Dick Ruthven, R ERA: 3.21	(1, 1)	7.1		31	7	2	2	2	4	0	0	0	0	0	31	47	2.46	1.500
Tug McGraw, L ERA: 2.25	(8, 1)	1.1		8	4	1	1	3	0	0	0	0	0	0	14	14	6.75	3.000
Ron Reed, R ERA: 3.02	(9, 1)	1.1	W	5	2	0	0	0	0	0	0	0	0	0	5	5	0.00	1.500
Sparky Lyle, L ERA: 3.94	(11, 1)	0.1		3	2	0	0	0	0	0	0	0	0	0	3	3	0.00	6.000
Sid Monge, L ERA: 3.78	(11, 1)	0.2	S	1	0	0	0	0	0	0	0	0	0	0	1	1	0.00	0.000

PITCHER	IP	WLS	BF	H	R	ER	SO	BB	IBB	HBP	BLK	WP	HR	S	P	ERA	WHIP

BOTTOM

Philadelphia Phillies @ San Francisco Giants

Candlestick Park, San Francisco, CA

Sat Jul 17 1982, 6:33 AM EDT

Att. 30,790 - Unknown

livebaseballscorecards.com

AB	42
R	3
H	15
RBI	3
BB	4
SO	5
LOB	25

1B: 15	SF: 1	WP: 0	PA: 48
2B: 0	SAC: 1	PB: 0	
3B: 0	DP: 2	SB: 2	
HR: 0	HBP: 0	CS: 2	

Batter	1	2	3	4	5	6	7	8	9	AB	R	H	RBI	BB	SO	LOB
Bob Dernier, R (1, 8) OBP: 0.336, SLG: 0.334	G3 HR 2B		K		5-3		F9			4	1	1	0	0	1	3
Pete Rose, S (1, 3) OBP: 0.351, SLG: 0.364	G3 2-3		1B		1B 2-H		6-3			4	0	2	1	0	0	3
Gary Matthews, R (1, 7) OBP: 0.340, SLG: 0.455	5-3		F7		1-3 1B			F9		4	0	1	0	0	0	2
Greg Gross, L (9, 7) OBP: 0.388, SLG: 0.338										0	0	0	0	0	0	0
Mike Schmidt, R (1, 5) OBP: 0.431, SLG: 0.512	3-H HR		5-3			F8		K		4	1	1	2	0	1	1
Bo Diaz, R (1, 2) OBP: 0.350, SLG: 0.493	1-3			F8		P3		K		4	0	0	0	0	1	0
Bill Robinson, R (1, 9) OBP: 0.287, SLG: 0.424		5-3		G4-6-3 1B		K			L7	4	0	1	0	0	1	0
Manny Trillo, R (1, 4) OBP: 0.319, SLG: 0.314		E 1B		G4-6-3 1-2f			SH1-4 1B		G3	4	0	2	0	0	0	1
Ivan De Jesus, R (1, 6) OBP: 0.323, SLG: 0.320		E3 G6-4-3 1-3			SH1-4 1B		SH1-4 1-2 1B		G3	4	1	2	0	0	0	1
Larry Christenson, R (1, 1) OBP: 0.071, SLG: 0.119		G6-4-3 1-2f			SH1-4 1-2		SH1-4 1-2 2-3			1	0	0	0	0	0	2
Tug McGraw, R (9, 1)										0	0	0	0	0	0	0
Inning Stats	R: 2 E: 0 K: 0 S: 5 H: 2 LOB: 0 BB: 0 P: 5	R: 0 E: 1 K: 0 S: 4 H: 1 LOB: 1 BB: 0 P: 4	R: 0 E: 0 K: 1 S: 6 H: 1 LOB: 1 BB: 0 P: 6	R: 0 E: 0 K: 0 S: 3 H: 1 LOB: 0 BB: 0 P: 3	R: 1 E: 0 K: 0 S: 5 H: 3 LOB: 2 BB: 0 P: 5	R: 0 E: 0 K: 1 S: 5 H: 0 LOB: 0 BB: 0 P: 5	R: 0 E: 0 K: 0 S: 5 H: 2 LOB: 2 BB: 0 P: 5	R: 0 E: 0 K: 2 S: 7 H: 0 LOB: 0 BB: 0 P: 7	R: 0 E: 0 K: 0 S: 3 H: 0 LOB: 0 BB: 0 P: 3	1B: 8 2B: 1 3B: 0 HR: 1 SF: 0 SAC: 2 DP: 2 HBP: 0						

PITCHER	IP	WLS	BF	H	R	ER	SO	BB	IBB	HBP	BLK	WP	HR	S	P	ERA	WHIP
Atlee Hammaker, L (1, 1) ERA: 4.15	9.0	W	35	10	3	3	4	0	0	0	0	0	1	43	43	3.00	1.111

PITCHER	IP	WLS	BF	H	R	ER	SO	BB	IBB	HBP	BLK	WP	HR	S	P	ERA	WHIP

TOP

Philadelphia Phillies @ San Francisco Giants
Candlestick Park, San Francisco, CA
Sun Jul 18 1982, 6:33 AM EDT
Att. 15,657 - Unknown

livebaseballscorecards.com

AB	33
R	3
H	10
RBI	3
BB	0
SO	4
LOB	13

WP: 0 PA: 35
PB: 0
SB: 0
CS: 0

Philadelphia Phillies @ San Francisco Giants

Candlestick Park, San Francisco, CA

Sun Jul 18 1982, 6:33 AM EDT

Att. 15,657 - Unknown

livebaseballscorecards.com

BOTTOM

Batter	1	2	3	4	5	6	7	8	9	AB	R	H	RBI	BB	SO	LOB
Joe Morgan, L (1, 4) OBP: 0.399, SLG: 0.435	F9		HR		K			4-3		4	1	1	1	0	1	0
Johnnie LeMaster, R (1, 6) Darrell Evans, L (8, PH) Guy Sularz, R (9, 6) OBP: 0.253, SLG: 0.266 OBP: 0.355, SLG: 0.435 OBP: 0.288, SLG: 0.273	K		P4		K			F7		3 1 0	0 0 0	0 0 0	0 0 0	0 0 0	2 0 0	0 0 0
Chili Davis, S (1, 8) OBP: 0.324, SLG: 0.412	5-3		S 1B 1B		L6			G3		4	1	1	0	0	0	0
Jack Clark, R (1, 9) OBP: 0.363, SLG: 0.468		CS 1B	1-H 1B			G4-6-3 1B			1B E BB	3	1	3	1	1	0	0
Reggie Smith, S (1, 3) Max Venable, L (9, PR) OBP: 0.346, SLG: 0.415 OBP: 0.210, SLG: 0.267	3-1 1B 1-2 BB	G3			G4-6-3 1-2f			E 1B 1-3 1B		3 0	0 1	1 0	0 0	1 0	0 0	1 0
Milt May, L (1, 2) OBP: 0.325, SLG: 0.409	3-1 1-2 1B		L8 1B		P5				K 1B	4	0	1	0	0	1	2
Champ Summers, L (1, 7) Jim Wohlford, R (9, PH) OBP: 0.325, SLG: 0.385 OBP: 0.322, SLG: 0.353	3-1 1-2 2-3		L7 1B		K			E5 1B 1-2 3-H		3 1	0 0	1 0	0 1	0 0	1 0	2 1
Tom O'Malley, L (1, 5) OBP: 0.337, SLG: 0.330	IBB		L7 1B		4-3			L7		3	0	0	0	1	0	3
Atlee Hammaker, S (1, 1) Duane Kuiper, L (9, PH) OBP: 0.061, SLG: 0.061 OBP: 0.378, SLG: 0.353	F8		4-3		F5			1-2 2-H 1B		3 1	0 0	0 1	0 1	0 0	0 0	4 0

Inning Stats	1	2	3	4	5	6	7	8	9
	R: 0 E: 0 K: 1 S: 5	H: 0 LOB: 0 BB: 0 P: 5	R: 0 E: 0 K: 0 S: 4	H: 2 LOB: 3 BB: 2 P: 12	R: 2 E: 0 K: 0 S: 5	H: 3 LOB: 0 BB: 0 P: 5	R: 0 E: 0 K: 0 S: 4	H: 1 LOB: 1 BB: 0 P: 4	R: 0 E: 0 K: 2 S: 7	H: 0 LOB: 0 BB: 0 P: 7	R: 0 E: 0 K: 0 S: 3	H: 1 LOB: 0 BB: 0 P: 3	R: 0 E: 0 K: 1 S: 5	H: 0 LOB: 0 BB: 0 P: 5	R: 0 E: 0 K: 0 S: 3	H: 0 LOB: 0 BB: 0 P: 3	R: 2 E: 1 K: 1 S: 7	H: 2 LOB: 2 BB: 1 P: 11

1B: 8	SF: 0	WP: 0
2B: 0	SAC: 0	PB: 0
3B: 0	DP: 1	SB: 1
HR: 1	HBP: 0	CS: 1

PA: 36

AB	33
R	4
H	9
RBI	4
BB	3
SO	5
LOB	13

PITCHER		IP	WLS	BF	H	R	ER	SO	BB	IBB	HBP	BLK	WP	HR	S	P	ERA	WHIP
Larry Christenson, R ERA: 3.46	(1, 1)	8.0	L	32	8	4	3	4	2	1	0	0	0	1	37	49	3.38	1.250
Tug McGraw, L ERA: 2.13	(9, 1)	0.2		4	1	0	0	1	0	0	0	0	0	0	6	6	0.00	1.500

PITCHER		IP	WLS	BF	H	R	ER	SO	BB	IBB	HBP	BLK	WP	HR	S	P	ERA	WHIP

Philadelphia Phillies @ San Diego Padres

Jack Murphy Stadium, San Diego, CA

Mon Jul 19 1982, 10:05 PM EDT

Att. 33,558 - Unknown

TOP

livebaseballscorecards.com

Batter	1	2	3	4	5	6	7	8	9	AB	R	H	RBI	BB	SO	LOB
Bob Dernier, R (1, 8) OBP: 0.337, SLG: 0.333	L4		1B 1B 1-2 1B	6-3		F8		BB S		4	1	1	0	1	0	3
Pete Rose, S (1, 3) OBP: 0.352, SLG: 0.364	1-3		1B 1B 1-2 2-3 1B	6-3			1B 2B 1B	F8 1-2		5	2	2	0	0	0	2
Gary Matthews, R (1, 7) OBP: 0.339, SLG: 0.452	P4		S 1B G3 1-2 2-H 3-H 1B		K		K		L8	5	1	1	2	0	2	1
Mike Schmidt, R (1, 5) OBP: 0.431, SLG: 0.521		HR	F9		L8		2B 1-2 1B		K	5	1	2	1	0	1	2
Bo Diaz, R (1, 2) OBP: 0.351, SLG: 0.502		HR	G3 1-2 2-H 1B		P6		K		K	5	1	2	2	0	2	2
Bill Robinson, R (1, 9) OBP: 0.288, SLG: 0.431 George Vukovich, L (7, PH) OBP: 0.324, SLG: 0.412 (7, 9)		K	G3 1-2 2-H			E 2B	2B 1-3 2-H			3 1	0 0	1 1	1 1	0 0	1 0	1 0
Manny Trillo, R (1, 4) OBP: 0.315, SLG: 0.309		F8	4-3			K	K			4	0	0	0	0	2	4
Ivan De Jesus, R (1, 6) OBP: 0.322, SLG: 0.317		1-6-3		S BB		E4 SH1-3 2-3		4-3		3	0	0	0	1	0	1
Mike Krukow, R (1, 1) OBP: 0.209, SLG: 0.233			1B 1B 1B BB	K 1-2		SH1-3 1-2		6-3		0	0	0	0	0	0	0
Sid Monge, S (2, 1)										2	1	0	0	1	1	1
Sparky Lyle, L (8, 1) OBP: 0.667, SLG: 0.500										0	0	0	0	0	0	0
Ron Reed, R (8, 1) OBP: 0.250, SLG: 0.429										0	0	0	0	0	0	0
Inning Stats	R: 0 E: 0 K: 0 S: 3 H: 0 LOB: 0 BB: 0 P: 3	R: 2 E: 0 K: 1 S: 7 H: 2 LOB: 0 BB: 0 P: 7	R: 4 E: 0 K: 0 S: 7 H: 4 LOB: 1 BB: 1 P: 11	R: 0 E: 0 K: 1 S: 5 H: 0 LOB: 1 BB: 1 P: 9	R: 0 E: 0 K: 1 S: 5 H: 0 LOB: 0 BB: 0 P: 5	R: 0 E: 1 K: 1 S: 7 H: 1 LOB: 2 BB: 0 P: 7	R: 1 E: 0 K: 3 S: 12 H: 3 LOB: 2 BB: 0 P: 12	R: 0 E: 0 K: 0 S: 3 H: 0 LOB: 1 BB: 1 P: 7	R: 0 E: 0 K: 2 S: 7 H: 0 LOB: 0 BB: 0 P: 7	1B: 6 2B: 2 3B: 0 HR: 2 SF: 0 SAC: 1 DP: 0 HBP: 0						

	AB	37
	R	7
	H	10
	RBI	7
	BB	3
	SO	9
	LOB	17

WP: 0 PB: 0 SB: 3 CS: 0 PA: 41

PITCHER		IP	WLS	BF	H	R	ER	SO	BB	IBB	HBP	BLK	WP	HR	S	P	ERA	WHIP
John Curtis, L ERA: 4.23	(1, 1)	2.0	L	12	5	6	6	1	1	0	0	0	0	2	13	17	27.00	3.000
Floyd Chiffer, R ERA: 2.52	(3, 1)	2.0		8	1	0	0	1	1	0	0	0	0	0	9	13	0.00	1.000
Eric Show, R ERA: 2.04	(5, 1)	4.0		18	4	1	1	5	1	0	0	0	0	0	27	31	2.25	1.250
Luis DeLeon, R ERA: 1.74	(9, 1)	1.0		3	0	0	0	2	0	0	0	0	0	0	7	7	0.00	0.000

PITCHER		IP	WLS	BF	H	R	ER	SO	BB	IBB	HBP	BLK	WP	HR	S	P	ERA	WHIP

Batter	1	2	3	4	5	6	7	8	9	AB	R	H	RBI	BB	SO	LOB
Gene Richards, L (1, 7) OBP: 0.351, SLG: 0.371	1B S 1B 1B	BB 1B 1-2 2-3		L6			F8	BB 1-2		4	1	2	0	1	0	0
Tim Flannery, L (1, 4) OBP: 0.328, SLG: 0.337	SH1-4 1B SF8 1B 1-3	BB 1-2 2-3 3-H BB		P6			F7	1-3		2	1	1	1	1	0	0
Joe Pittman, R (7, PH) OBP: 0.278, SLG: 0.288 (8, 4)										1	0	0	0	0	0	0
Ruppert Jones, L (8, PH) OBP: 0.405, SLG: 0.472										1	0	0	0	0	0	2
Luis DeLeon, R (9, 1) OBP: 0.200, SLG: 0.222										0	0	0	0	0	0	0
Garry Templeton, S (1, 6) OBP: 0.288, SLG: 0.381	SH1-4 1-2 3-H 1B	K			4-3		F9		6-3	5	0	1	1	0	1	3
Sixto Lezcano, R (1, 9) OBP: 0.365, SLG: 0.444	SH1-4 1-2 2-3	F8			2B			HR	F3	4	1	2	1	0	0	3
Tony Gwynn, L (1, 8) OBP: 0.400, SLG: 0.750	SF8 3-H		L6		K			G3 6-3 2B	1B	4	1	2	1	0	1	1
Terry Kennedy, L (1, 2) OBP: 0.300, SLG: 0.457	3-1		K		4-3			6-3 G3 1B BB	1-3	4	1	0	0	1	1	3
Broderick Perkins, L (1, 3) OBP: 0.354, SLG: 0.366		1B 1B BB 1B	FC6-4 1B			1-3		G3 1-2 2-3		4	1	2	0	0	0	2
Luis Salazar, R (1, 5) OBP: 0.272, SLG: 0.352		BB 1B 1-2 1B	FC6-4 1-2f			F7		6-3 2-3 3-H		4	0	1	1	0	0	2
John Curtis, L (1, 1) OBP: 0.273, SLG: 0.333		K		F5		K		BB 3-H 1B		1	0	0	0	0	1	2
Floyd Chiffer, R (3, 1)										0	0	0	0	0	0	0
Dave Edwards, R (4, PH) OBP: 0.200, SLG: 0.314										1	0	0	0	0	0	0
Eric Show, R (5, 1) OBP: 0.083, SLG: 0.083										1	0	0	0	0	1	0
Kurt Bevacqua, R (8, PH) OBP: 0.325, SLG: 0.313										1	0	1	1	0	0	0
Alan Wiggins, S (8, PR) OBP: 0.308, SLG: 0.298										0	0	0	0	0	0	0
(9, 4)																
Inning Stats	R: 2 E: 0 K: 0 S: 6 H: 3 LOB: 1 BB: 0 P: 6	R: 1 E: 0 K: 2 S: 10 H: 3 LOB: 3 BB: 1 P: 14	R: 0 E: 0 K: 1 S: 6 H: 1 LOB: 1 BB: 0 P: 6	R: 0 E: 0 K: 0 S: 3 H: 0 LOB: 0 BB: 0 P: 3	R: 0 E: 0 K: 1 S: 6 H: 1 LOB: 1 BB: 0 P: 6	R: 0 E: 0 K: 1 S: 5 H: 0 LOB: 0 BB: 0 P: 5	R: 0 E: 0 K: 0 S: 3 H: 0 LOB: 0 BB: 0 P: 3	R: 3 E: 0 K: 0 S: 6 H: 3 LOB: 2 BB: 2 P: 14	R: 0 E: 0 K: 0 S: 4 H: 1 LOB: 1 BB: 0 P: 4	1B: 9 2B: 2 3B: 0 HR: 1	SF: 1 SAC: 1 DP: 0 HBP: 0						

PITCHER		IP	WLS	BF	H	R	ER	SO	BB	IBB	HBP	BLK	WP	HR	S	P	ERA	WHIP
Mike Krukow, R ERA: 2.74	(1, 1)	1.1		10	6	3	3	1	0	0	0	0	0	0	12	12	20.25	4.500
Sid Monge, L ERA: 3.92	(2, 1)	5.2	W	23	4	3	3	4	2	0	0	0	0	1	29	37	4.76	1.059
Sparky Lyle, L ERA: 3.86	(8, 1)	0.2		4	1	0	0	0	1	0	0	0	0	0	3	7	0.00	3.000
Ron Reed, R ERA: 2.95	(8, 1)	1.1	S	5	1	0	0	0	0	0	0	0	0	0	5	5	0.00	0.750

PITCHER	IP	WLS	BF	H	R	ER	SO	BB	IBB	HBP	BLK	WP	HR	S	P	ERA	WHIP

BOTTOM

Philadelphia Phillies @ San Diego Padres

Jack Murphy Stadium, San Diego, CA

Mon Jul 19 1982, 10:05 PM EDT

Att. 33,558 - Unknown

livebaseballscorecards.com

AB	37
R	6
H	12
RBI	6
BB	3
SO	5
LOB	18

1B: 9	SF: 1	WP: 0	PA: 42
2B: 2	SAC: 1	PB: 0	
3B: 0	DP: 0	SB: 1	
HR: 1	HBP: 0	CS: 0	

Philadelphia Phillies @ San Diego Padres

Jack Murphy Stadium, San Diego, CA

Tue Jul 20 1982, 10:05 PM EDT

Att. 16,020 - Unknown

TOP

livebaseballscorecards.com

Batter	1	2	3	4	5	6	7	8	9	AB	R	H	RBI	BB	SO	LOB
Greg Gross, L (1, 8) OBP: 0.371, SLG: 0.321	6-3			4-3		G5-4-3 1-2f			G1-6-3 1-2f	4	0	0	0	0	0	3
Pete Rose, S (1, 3) OBP: 0.349, SLG: 0.361	L7			G3			4-3			3	0	0	0	0	0	0
Gary Matthews, R (1, 7) OBP: 0.336, SLG: 0.448	3-1			F9			L6			3	0	0	0	0	0	0
Mike Schmidt, R (1, 5) OBP: 0.427, SLG: 0.515		5-3			5-3		K S S S			3	0	0	0	0	1	0
Bo Diaz, R (1, 2) OBP: 0.351, SLG: 0.500		L3			G4-6-3 1B			5-3		3	0	1	0	0	0	0
George Vukovich, L (1, 9) OBP: 0.318, SLG: 0.403		G3			G4-6-3 1-2f			E5 G6-3		3	0	0	0	0	0	1
Manny Trillo, R (1, 4) OBP: 0.312, SLG: 0.306			F3			E4 1B 6-3		G6-3 1-2f		3	0	0	0	0	0	1
Ivan De Jesus, R (1, 6) OBP: 0.322, SLG: 0.315			K S S S			6-3 1-2			G1-6-3 BB B B B B	2	0	0	0	1	1	1
Steve Carlton, L (1, 1) OBP: 0.228, SLG: 0.316			F8			G5-4-3 2-3 1B			F7	3	0	1	0	0	0	1

	AB	27
	R	0
	H	2
	RBI	0
	BB	1
	SO	2
	LOB	7

Inning Stats	1	2	3	4	5	6	7	8	9
	R: 0 E: 0 K: 0 S: 3	H: 0 LOB: 0 BB: 0 P: 3	R: 0 E: 0 K: 0 S: 3	H: 0 LOB: 0 BB: 0 P: 3	R: 0 E: 0 K: 1 S: 5	H: 0 LOB: 0 BB: 0 P: 5	R: 0 E: 0 K: 0 S: 3	H: 0 LOB: 0 BB: 0 P: 3	R: 0 E: 0 K: 0 S: 3	H: 1 LOB: 0 BB: 0 P: 3	R: 0 E: 1 K: 0 S: 4	H: 1 LOB: 1 BB: 0 P: 4	R: 0 E: 0 K: 1 S: 5	H: 0 LOB: 0 BB: 0 P: 5	R: 0 E: 1 K: 0 S: 3	H: 0 LOB: 0 BB: 0 P: 3	R: 0 E: 0 K: 0 S: 2	H: 0 LOB: 0 BB: 1 P: 6

1B: 2	SF: 0
2B: 0	SAC: 0
3B: 0	DP: 4
HR: 0	HBP: 0

WP: 0	PA: 28
PB: 0	
SB: 0	
CS: 0	

PITCHER		IP	WLS	BF	H	R	ER	SO	BB	IBB	HBP	BLK	WP	HR	S	P	ERA	WHIP
John Montefusco, R ERA: 4.01	(1, 1)	7.0	W	22	2	0	0	2	0	0	0	0	0	0	26	26	0.00	0.286
Luis DeLeon, R ERA: 1.68	(8, 1)	2.0	S	6	0	0	0	0	1	0	0	0	0	0	5	9	0.00	0.500

PITCHER		IP	WLS	BF	H	R	ER	SO	BB	IBB	HBP	BLK	WP	HR	S	P	ERA	WHIP

Batter	1	2	3	4	5	6	7	8	9	AB	R	H	RBI	BB	SO	LOB
Gene Richards, L (1, 7) OBP: 0.346, SLG: 0.366	3-1		4-3		K		K			4	0	0	0	0	2	4
Luis DeLeon, R (8, 1) OBP: 0.200, SLG: 0.222										0	0	0	0	0	0	0
Joe Pittman, R (1, 4) OBP: 0.293, SLG: 0.304	2B 1B		K		K			CS 1B		4	0	2	0	0	2	2
Garry Templeton, S (1, 6) OBP: 0.287, SLG: 0.382	1-2 2B			5-3		5-3		K 1-2		4	0	1	0	0	1	1
Sixto Lezcano, R (1, 9) OBP: 0.364, SLG: 0.440	K			5-3		6-3		BB		3	0	0	0	1	1	1
Tony Gwynn, L (1, 8) OBP: 0.222, SLG: 0.375		K		F9		5-3		F8		4	0	0	0	0	1	1
Terry Kennedy, L (1, 2) OBP: 0.301, SLG: 0.465		HR			F8		G3			3	1	1	1	0	0	0
Luis Salazar, R (1, 5) OBP: 0.276, SLG: 0.358		1-3			E 1B		FC1-6 2B			3	1	2	0	0	0	0
Broderick Perkins, L (1, 3) OBP: 0.349, SLG: 0.361		F7			E6 1-2		FC1-6 BLK 2-3			3	0	0	0	0	0	2
John Montefusco, R (1, 1) OBP: 0.128, SLG: 0.081			K		E1 1-2 2-H		IBB 1-2			2	0	0	0	0	1	1
Kurt Bevacqua, R (7, PH) OBP: 0.333, SLG: 0.313										0	0	0	0	1	0	0
Alan Wiggins, S (8, 7) OBP: 0.308, SLG: 0.298										0	0	0	0	0	0	0
Inning Stats	R: 0 E: 0 K: 1 S: 6 H: 2 LOB: 1 BB: 0 P: 6	R: 1 E: 0 K: 1 S: 6 H: 1 LOB: 0 BB: 0 P: 6	R: 0 E: 0 K: 2 S: 7 H: 0 LOB: 0 BB: 0 P: 7	R: 0 E: 0 K: 0 S: 3 H: 0 LOB: 0 BB: 0 P: 3	R: 1 E: 2 K: 2 S: 10 H: 1 LOB: 2 BB: 0 P: 10	R: 0 E: 0 K: 0 S: 3 H: 0 LOB: 0 BB: 0 P: 3	R: 0 E: 0 K: 1 S: 6 H: 1 LOB: 2 BB: 1 P: 10	R: 0 E: 0 K: 1 S: 5 H: 1 LOB: 1 BB: 1 P: 9		1B: 3 2B: 2 3B: 0 HR: 1	SF: 0 SAC: 0 DP: 0 HBP: 0						

PITCHER	IP	WLS	BF	H	R	ER	SO	BB	IBB	HBP	BLK	WP	HR	S	P	ERA	WHIP
Steve Carlton, L (1, 1) ERA: 3.35	8.0	L	32	6	2	1	8	1	1	0	1	0	1	46	54	1.12	0.875

PITCHER	IP	WLS	BF	H	R	ER	SO	BB	IBB	HBP	BLK	WP	HR	S	P	ERA	WHIP

BOTTOM

Philadelphia Phillies @ San Diego Padres

Jack Murphy Stadium, San Diego, CA

Tue Jul 20 1982, 10:05 PM EDT

Att. 16,020 - Unknown

livebaseballscorecards.com

AB	30
R	2
H	6
RBI	1
BB	2
SO	8
LOB	12

PA: 32

WP: 0 PB: 0 SB: 0 CS: 1

Philadelphia Phillies @ San Diego Padres

Jack Murphy Stadium, San Diego, CA

Wed Jul 21 1982, 10:05 PM EDT

Att. 16,984 - Unknown

TOP

livebaseballscorecards.com

Batter	1	2	3	4	5	6	7	8	9	AB	R	H	RBI	BB	SO	LOB
Bob Dernier, R (1, 8) OBP: 0.335, SLG: 0.341	4-3		5-3		F7		2-H HR		5-3	5	1	1	2	0	0	2
Pete Rose, S (1, 3) OBP: 0.350, SLG: 0.360	6-3			1B HR 1B	BBB 1-2 BB		4-3		6-3	4	1	1	0	1	0	0
Gary Matthews, R (1, 7) OBP: 0.334, SLG: 0.444	K			1-2 HR 1B	F2		4-3		4-3	5	1	1	0	0	1	2
Mike Schmidt, R (1, 5) OBP: 0.428, SLG: 0.527		K		1-H 2-H HR		F8		HR 1B		4	2	2	3	0	1	0
Dave Roberts, R (8, 5) OBP: 0.233, SLG: 0.214										0	0	0	0	0	0	0
Bo Diaz, R (1, 2) OBP: 0.349, SLG: 0.506		L8		F7		P4		1-H HR		4	1	1	2	0	0	0
Bill Robinson, R (1, 9) OBP: 0.289, SLG: 0.438		F7		F9		2B		2B		3	0	1	0	0	0	0
George Vukovich, L (8, PH) OBP: 0.322, SLG: 0.415 (8, 9)										1	0	1	0	0	0	0
Manny Trillo, R (1, 4) OBP: 0.308, SLG: 0.302			6-3	SSS K		F9		SSS K		4	0	0	0	0	2	2
Ivan De Jesus, R (1, 6) OBP: 0.318, SLG: 0.311			F8		P4		F7	6-3		4	0	0	0	0	0	1
Dick Ruthven, R (1, 1) OBP: 0.111, SLG: 0.136			2B		BB 1B		E6 HR 1B	SSS K		4	1	3	0	0	1	1

| Inning Stats | | | | | | | | | |

Batter	1	2	3	4	5	6	7	8	9	AB	R	H	RBI	BB	SO	LOB
Gene Richards, L (1, 7) OBP: 0.348, SLG: 0.375	2B		1-3		K			1B SF9 2B		4	1	2	0	0	1	1
Tim Flannery, L (1, 4) OBP: 0.327, SLG: 0.335	L7		F7		1-3			SF9 2-3 1B		4	0	1	0	0	0	1
Garry Templeton, S (1, 6) OBP: 0.284, SLG: 0.378	6-3			4-3		4-3		L4		4	0	0	0	0	0	2
Sixto Lezcano, R (1, 9) OBP: 0.368, SLG: 0.446		FC3-6 1B		1B		FC4-6 1B		SF9 1-2 3-H		3	0	3	1	0	0	0
Tony Gwynn, L (1, 8) OBP: 0.231, SLG: 0.333		P1		1-2 1B		FC4-6 1-2f		4-3		4	0	1	0	0	0	3
Terry Kennedy, L (1, 2) OBP: 0.297, SLG: 0.459		FC3-6 1B 1-2f		F8		4-3			4-3	4	0	0	0	0	0	4
Broderick Perkins, L (1, 3) OBP: 0.347, SLG: 0.358		1-2 1B		4-3			L8		F7	4	0	1	0	0	0	2
Luis Salazar, R (1, 5) OBP: 0.273, SLG: 0.354		K			P4		5-3		6-3	4	0	0	0	0	1	2
Tim Lollar, L (1, 1) OBP: 0.305, SLG: 0.474			4-3		BB		3-1			1	0	0	0	1	0	0
Joe Pittman, R (7, PH) OBP: 0.288, SLG: 0.298										1	0	0	0	0	0	0
Floyd Chiffer, R (8, 1)										0	0	0	0	0	0	0
Inning Stats	R: 0 E: 0 K: 0 S: 3 H: 1 LOB: 0 BB: 0 P: 3	R: 0 E: 0 K: 1 S: 7 H: 2 LOB: 2 BB: 0 P: 7	R: 0 E: 0 K: 0 S: 3 H: 0 LOB: 0 BB: 0 P: 3	R: 0 E: 0 K: 0 S: 5 H: 2 LOB: 2 BB: 0 P: 5	R: 0 E: 0 K: 1 S: 5 H: 0 LOB: 1 BB: 1 P: 9	R: 0 E: 0 K: 0 S: 4 H: 1 LOB: 1 BB: 0 P: 4	R: 0 E: 0 K: 0 S: 3 H: 0 LOB: 0 BB: 0 P: 3	R: 1 E: 0 K: 0 S: 5 H: 2 LOB: 1 BB: 0 P: 5	R: 0 E: 0 K: 0 S: 3 H: 0 LOB: 0 BB: 0 P: 3	1B: 6 2B: 2 3B: 0 HR: 0	SF: 1 SAC: 0 DP: 0 HBP: 0					

PITCHER	IP	WLS	BF	H	R	ER	SO	BB	IBB	HBP	BLK	WP	HR	S	P	ERA	WHIP
Dick Ruthven, R (1, 1) ERA: 3.07	9.0	W	35	8	1	1	2	1	0	0	0	0	0	38	42	1.00	1.000

PITCHER	IP	WLS	BF	H	R	ER	SO	BB	IBB	HBP	BLK	WP	HR	S	P	ERA	WHIP

BOTTOM

Philadelphia Phillies @ San Diego Padres

Jack Murphy Stadium, San Diego, CA

Wed Jul 21 1982, 10:05 PM EDT

Att. 16,984 - Unknown

livebaseballscorecards.com

AB	33
R	1
H	8
RBI	1
BB	1
SO	2
LOB	15

1B: 6 2B: 2 3B: 0 HR: 0 SF: 1 SAC: 0 DP: 0 HBP: 0

WP: 0 PB: 0 SB: 0 CS: 0 PA: 35

Philadelphia Phillies @ Los Angeles Dodgers

Dodger Stadium, Los Angeles, CA

Fri Jul 23 1982, 7:05 PM PDT

Att. 47,684 - Unknown

TOP

livebaseballscorecards.com

Batter	1	2	3	4	5	6	7	8	9	AB	R	H	RBI	BB	SO	LOB
Bob Dernier, R (1, 8) OBP: 0.330, SLG: 0.336	5-3	K			L7	K		FC6-4 1-2f		5	0	0	0	0	2	3
Pete Rose, S (1, 3) OBP: 0.348, SLG: 0.356	5-3		E1 HR		BB	FC6-4 1-2f			L8	4	1	0	0	1	0	2
Gary Matthews, R (1, 7) OBP: 0.332, SLG: 0.441	1B		F3		K		G3		5-3	5	0	1	0	0	1	2
Greg Gross, L (9, 7) OBP: 0.371, SLG: 0.321										0	0	0	0	0	0	0
Mike Schmidt, R (1, 5) OBP: 0.430, SLG: 0.537	P5		1-H HR		1-2 BB		F8		1B	4	1	2	2	1	0	1
Bo Diaz, R (1, 2) OBP: 0.347, SLG: 0.502		F7	F4		F6		1B		L8	5	0	1	0	0	0	3
George Vukovich, L (1, 9) OBP: 0.321, SLG: 0.417		L6	4-3			E9 WP 2B	K			4	1	1	0	0	1	1
Manny Trillo, R (1, 4) OBP: 0.308, SLG: 0.299		BB S 1B		6-3		F9		4-3		3	1	0	0	1	0	1
Ivan De Jesus, R (1, 6) OBP: 0.320, SLG: 0.314		1-H HR 1B		5-3		BLK 1B 3-H		6-3		4	1	2	1	0	0	0
Larry Christenson, R (1, 1) OBP: 0.091, SLG: 0.205		1-H HR		6-3		FC6-4 1-2 BB		FC6-4 BB		2	1	1	2	0	0	0
Porfi Altamirano, R (5, 1) OBP: 0.333, SLG: 0.333										0	0	0	0	0	0	0
Ozzie Virgil, R (6, PH) OBP: 0.375, SLG: 0.429										0	0	0	0	1	0	0
Ron Reed, R (6, 1) OBP: 0.333, SLG: 0.429										0	0	0	0	1	0	0

Inning Stats	1	2	3	4	5	6	7	8	9
	R: 0 E: 0 K: 0 S: 4	H: 1 LOB: 1 BB: 0 P: 4	R: 3 E: 0 K: 1 S: 7	H: 2 LOB: 0 BB: 1 P: 11	R: 2 E: 1 K: 0 S: 5	H: 1 LOB: 0 BB: 0 P: 5	R: 0 E: 0 K: 0 S: 3	H: 0 LOB: 0 BB: 0 P: 3	R: 0 E: 0 K: 1 S: 5	H: 0 LOB: 2 BB: 2 P: 13	R: 1 E: 1 K: 1 S: 7	H: 2 LOB: 2 BB: 1 P: 11	R: 0 E: 0 K: 1 S: 6	H: 1 LOB: 1 BB: 0 P: 6	R: 0 E: 0 K: 0 S: 3	H: 0 LOB: 1 BB: 1 P: 7	R: 0 E: 0 K: 0 S: 4	H: 1 LOB: 1 BB: 0 P: 4

	AB	36
	R	6
	H	8
	RBI	5
	BB	5
	SO	4
	LOB	13

| | | | | | | | | | |

Batter	1	2	3	4	5	6	7	8	9	AB	R	H	RBI	BB	SO	LOB
Steve Sax, R (1, 4) OBP: 0.338, SLG: 0.328	F8		FC4-6 1-2f		1B 1B BB		K		P3	4	1	0	0	1	1	1
Ken Landreaux, L (1, 8) OBP: 0.374, SLG: 0.418	F3		F5		1B 1B 1-3		1B		F3	2	0	0	0	0	0	1
Ron Roenicke, S (5, 9) OBP: 0.352, SLG: 0.319										3	1	2	0	0	0	0
Dusty Baker Jr., R (1, 7) OBP: 0.363, SLG: 0.495	F8			FC5-4 1B	1B 1B 1-2 3-H		K		6-3	5	1	2	1	0	1	1
Pedro Guerrero, R (1, 9) OBP: 0.353, SLG: 0.533		1B		K	1B 1-2 2-H		1B 1-2			4	0	3	1	0	1	1
(5, 8)																
Ron Cey, R (1, 5) OBP: 0.336, SLG: 0.413		F8		FC5-4 2B 1-2f	1B 1-2 2-H		4-3			4	0	1	1	0	0	4
Steve Garvey, R (1, 3) OBP: 0.268, SLG: 0.392		F3		2B 1-3	F9			5-3		4	0	1	0	0	0	3
Mike Scioscia, L (1, 2) OBP: 0.300, SLG: 0.290		F8		6-3		G4-6-3 1B		6-3		4	0	1	0	0	0	3
Bill Russell, R (1, 6) OBP: 0.348, SLG: 0.304			6-3		F8	F8		BB		3	0	0	0	1	0	1
Dave Stewart, R (1, 1) OBP: 0.214, SLG: 0.185			FC4-6 BB		P6	G4-6-3 1-2f		F9		0	0	0	0	1	0	0
Jorge Orta, L (5, PH) OBP: 0.294, SLG: 0.333										1	0	0	0	0	0	0
Steve Shirley, L (6, 1) OBP: 1.000, SLG: 1.000										0	0	0	0	0	0	0
Joe Beckwith, L (6, 1)										0	0	0	0	0	0	0
Rick Monday, L (6, PH) OBP: 0.386, SLG: 0.504										1	0	0	0	0	0	1
Terry Forster, L (7, 1)										0	0	0	0	0	0	0
Mike Marshall, R (8, PH) OBP: 0.385, SLG: 0.491										1	0	0	0	0	0	1
Tom Niedenfuer, R (9, 1)										0	0	0	0	0	0	0
Inning Stats	R: 0 E: 0 K: 0 S: 3 H: 0 LOB: 0 BB: 0 P: 3	R: 0 E: 0 K: 0 S: 4 H: 1 LOB: 1 BB: 0 P: 4	R: 0 E: 0 K: 0 S: 3 H: 0 LOB: 1 BB: 1 P: 7	R: 0 E: 0 K: 1 S: 7 H: 2 LOB: 2 BB: 0 P: 7	R: 3 E: 0 K: 0 S: 7 H: 4 LOB: 2 BB: 1 P: 11	R: 0 E: 0 K: 0 S: 3 H: 1 LOB: 0 BB: 0 P: 3	R: 0 E: 0 K: 2 S: 9 H: 2 LOB: 2 BB: 0 P: 9	R: 0 E: 0 K: 0 S: 3 H: 0 LOB: 1 BB: 1 P: 7	R: 0 E: 0 K: 0 S: 3 H: 0 LOB: 0 BB: 0 P: 3	1B: 9 2B: 1 3B: 0 HR: 0 SF: 0 SAC: 0 DP: 1 HBP: 0						

PITCHER		IP	WLS	BF	H	R	ER	SO	BB	IBB	HBP	BLK	WP	HR	S	P	ERA	WHIP
Larry Christenson, R ERA: 3.54	(1, 1)	4.2		23	7	3	3	1	2	0	0	0	0	0	23	31	5.79	1.929
Porfi Altamirano, R ERA: 5.03	(5, 1)	0.1	W	1	0	0	0	0	0	0	0	0	0	0	1	1	0.00	0.000
Ron Reed, R ERA: 2.76	(6, 1)	4.0	S	15	3	0	0	2	1	0	0	0	0	0	18	22	0.00	1.000

PITCHER	IP	WLS	BF	H	R	ER	SO	BB	IBB	HBP	BLK	WP	HR	S	P	ERA	WHIP

BOTTOM

Philadelphia Phillies @ Los Angeles Dodgers
Dodger Stadium, Los Angeles, CA
Fri Jul 23 1982, 7:05 PM PDT
Att. 47,684 - Unknown

livebaseballscorecards.com

AB	36
R	3
H	10
RBI	3
BB	3
SO	3
LOB	17

WP: 0	PB: 0	SB: 0	CS: 0	PA: 39		

Batter	1	2	3	4	5	6	7	8	9	AB	R	H	RBI	BB	SO	LOB
Bob Dernier, R (1, 8) OBP: 0.328, SLG: 0.332	S S S 0-3 ① K	S S S 0-3 ③ K 2-3			S S S 0-3 ② K		X 0-0 1B 2-H 1B		X 0-0 ③ 4-3	3	0	0	0	0	3	2
Greg Gross, L (7, PH) OBP: 0.378, SLG: 0.329 (7, 8)										1	0	1	1	0	0	0
Ozzie Virgil, R (9, PH) OBP: 0.366, SLG: 0.417										1	0	0	0	0	0	1
Pete Rose, S (1, 3) OBP: 0.352, SLG: 0.363	X 0-0 1B E 2B		X 0-0 ① 6-3		X 0-0 1B		X 0-0 1-2 1B			4	1	3	0	0	0	0
Gary Matthews, R (1, 7) OBP: 0.332, SLG: 0.439	X 0-0 S 2-3 1B		X 0-0 ② 6-3		S S S 0-3 ③ K		X 0-0 ③ P3			4	0	1	0	0	1	3
Mike Schmidt, R (1, 5) OBP: 0.428, SLG: 0.531	S S S 0-3 ② K 1-2 3-H		B B B B 4-0 BB			X 0-0 ① 6-3		S S S 0-3 ① K		3	0	0	0	1	2	1
Bo Diaz, R (1, 2) OBP: 0.343, SLG: 0.495	X 0-0 ③ 6-3		S S S 0-3 ③ K			X 0-0 ② P4		X 0-0 ② F8		4	0	0	0	0	1	2
George Vukovich, L (1, 9) OBP: 0.319, SLG: 0.413		S S S 0-3 ① K		X 0-0 G6-4-3 1B		X 0-0 ③ 4-3		X 0-0 ③ 4-3		4	0	1	0	0	1	0
Manny Trillo, R (1, 4) OBP: 0.310, SLG: 0.302		X 0-0 FC3-5 BB 1B		X 0-0 ① ② G6-4-3 1-2f			X 0-0 ① F9		X 0-0 SH1-4 1B	4	0	2	0	0	0	1
Ivan De Jesus, R (1, 6) OBP: 0.323, SLG: 0.318		B B B B 4-0 WP FC3-5 1-2 BB		S S S 0-3 ③ K			X 0-0 1B 2B		X 0-0 ① SH1-4 1-2	2	1	1	0	1	1	0
Marty Bystrom, R (1, 1) Ed Farmer, R (6, 1) Len Matuszek, L (7, PH) OBP: 0.156, SLG: 0.138 Sid Monge, S (7, 1) Porfi Altamirano, R (8, 1) OBP: 0.333, SLG: 0.333 Bill Robinson, R (8, 9) OBP: 0.287, SLG: 0.434		X 0-0 ② FC3-5 1-2 2-3f			S S S 0-3 ① K		S S S 0-3 ② K		X 0-0 ② F3	2 0 1 0 0 0 1	0 0 0 0 0 0 0	0 0 0 0 0 0 0	0 0 0 0 0 0 0	0 0 0 0 0 0 0	1 0 1 0 0 0 0	2 0 1 0 0 0 1
Inning Stats	R: 1 E: 0 K: 2 S: 9 H: 2 LOB: 1 BB: 0 P: 9	R: 0 E: 0 K: 2 S: 8 H: 1 LOB: 2 BB: 1 P: 12	R: 0 E: 0 K: 1 S: 5 H: 0 LOB: 1 BB: 1 P: 9	R: 0 E: 0 K: 1 S: 5 H: 1 LOB: 0 BB: 0 P: 5	R: 0 E: 0 K: 3 S: 10 H: 1 LOB: 1 BB: 0 P: 10	R: 0 E: 0 K: 0 S: 3 H: 0 LOB: 0 BB: 0 P: 3	R: 1 E: 0 K: 1 S: 8 H: 3 LOB: 2 BB: 0 P: 8	R: 0 E: 0 K: 1 S: 5 H: 0 LOB: 0 BB: 0 P: 5	R: 0 E: 0 K: 0 S: 4 H: 1 LOB: 1 BB: 0 P: 4	1B: 7 2B: 2 3B: 0 HR: 0	SF: 0 SAC: 1 DP: 1 HBP: 0						

PITCHER		IP	WLS	BF	H	R	ER	SO	BB	IBB	HBP	BLK	WP	HR	S	P	ERA	WHIP
Bob Welch, R ERA: 3.35	(1, 1)	8.0	W	33	8	2	1	11	2	0	0	0	1	0	53	61	1.12	1.250
Steve Howe, L ERA: 2.02	(9, 1)	1.0	S	4	1	0	0	0	0	0	0	0	0	0	4	4	0.00	1.000

PITCHER	IP	WLS	BF	H	R	ER	SO	BB	IBB	HBP	BLK	WP	HR	S	P	ERA	WHIP

TOP

Philadelphia Phillies @ Los Angeles Dodgers

Dodger Stadium, Los Angeles, CA

Sat Jul 24 1982, 7:05 PM PDT

Att. 49,110 - Unknown

livebaseballscorecards.com

AB	34
R	2
H	9
RBI	1
BB	2
SO	11
LOB	14

1B: 7	SF: 0	WP: 1	PA: 37
2B: 2	SAC: 1	PB: 0	
3B: 0	DP: 1	SB: 1	
HR: 0	HBP: 0	CS: 0	

Batter	1	2	3	4	5	6	7	8	9	AB	R	H	RBI	BB	SO	LOB
Steve Sax, R (1, 4) OBP: 0.337, SLG: 0.327	4-3		K		1B		5-3			4	0	1	0	0	1	0
Rick Monday, L (1, 9) OBP: 0.389, SLG: 0.500	4-3		L8		1B			FC5-4 5-3 BB		3	0	1	0	1	0	0
Ron Roenicke, S (8, PR) (9, 9) OBP: 0.352, SLG: 0.319										0	0	0	0	0	0	0
Dusty Baker Jr., R (1, 7) OBP: 0.362, SLG: 0.491	BB		P6		F7			5-3 1-2		3	0	0	0	1	0	2
Steve Howe, L (9, 1)										0	0	0	0	0	0	0
Pedro Guerrero, R (1, 8) OBP: 0.354, SLG: 0.535	F7			2B 2B	L9			FC5-4 IBB		3	1	1	0	1	0	2
Ron Cey, R (1, 5) OBP: 0.335, SLG: 0.414		5-3		WP SH 2B 2-H		5-3		FC5-4 1-2f 2-3		4	1	1	1	0	0	2
Steve Garvey, R (1, 3) OBP: 0.267, SLG: 0.391		1B E 1B		P4 2-3		4-3		6-3		4	1	1	0	0	0	3
Bill Russell, R (1, 6) OBP: 0.349, SLG: 0.306		E9 1-H 1B		SH 3-H		L3				2	0	1	1	0	0	0
Mike Scioscia, L (1, 2) OBP: 0.296, SLG: 0.286		L7		F8			F8			3	0	0	0	0	0	2
Bob Welch, R (1, 1) OBP: 0.182, SLG: 0.173		6-3		K			6-3			3	0	0	0	0	1	2
Ken Landreaux, L (9, 7) OBP: 0.374, SLG: 0.418										0	0	0	0	0	0	0
Inning Stats	R: 0 E: 0 K: 0 S: 3 H: 0 LOB: 1 BB: 1 P: 7	R: 1 E: 1 K: 0 S: 5 H: 2 LOB: 1 BB: 0 P: 5	R: 0 E: 0 K: 1 S: 5 H: 0 LOB: 0 BB: 0 P: 5	R: 2 E: 0 K: 1 S: 8 H: 2 LOB: 1 BB: 0 P: 8	R: 0 E: 0 K: 0 S: 4 H: 2 LOB: 1 BB: 0 P: 4	R: 0 E: 0 K: 0 S: 3 H: 0 LOB: 0 BB: 0 P: 3	R: 0 E: 0 K: 0 S: 3 H: 0 LOB: 0 BB: 0 P: 3	R: 0 E: 0 K: 0 S: 3 H: 0 LOB: 2 BB: 2 P: 11		1B: 4 2B: 2 3B: 0 HR: 0 SF: 0 SAC: 1 DP: 0 HBP: 0						

PITCHER		IP	WLS	BF	H	R	ER	SO	BB	IBB	HBP	BLK	WP	HR	S	P	ERA	WHIP
Marty Bystrom, R ERA: 4.5	(1, 1)	5.0	L	22	6	3	3	2	1	0	0	0	1	0	25	29	5.40	1.400
Ed Farmer, R ERA: 7.05	(6, 1)	1.0		3	0	0	0	0	0	0	0	0	0	0	3	3	0.00	0.000
Sid Monge, L ERA: 3.83	(7, 1)	1.0		4	0	0	0	0	1	0	0	0	0	0	3	7	0.00	1.000
Porfi Altamirano, R ERA: 4.79	(8, 1)	1.0		4	0	0	0	0	0	1	0	0	0	0	3	7	0.00	0.000

PITCHER	IP	WLS	BF	H	R	ER	SO	BB	IBB	HBP	BLK	WP	HR	S	P	ERA	WHIP

BOTTOM

Philadelphia Phillies @ Los Angeles Dodgers
Dodger Stadium, Los Angeles, CA
Sat Jul 24 1982, 7:05 PM PDT
Att. 49,110 - Unknown

livebaseballscorecards.com

AB	29
R	3
H	6
RBI	2
BB	3
SO	2
LOB	13

WP: 1 PA: 33
PB: 0
SB: 0
CS: 0

Batter	1	2	3	4	5	6	7	8	9	AB	R	H	RBI	BB	SO	LOB
Pete Rose, S (1, 3) OBP: 0.351, SLG: 0.360	6-3		L3			1-3		IBB		3	0	0	0	1	0	1
Ivan De Jesus, R (1, 6) OBP: 0.322, SLG: 0.315	6-3			6-3		1-6-3		BB		3	0	0	0	1	0	1
Gary Matthews, R (1, 7) OBP: 0.331, SLG: 0.436	4-3			FC6-4 1B		1-3		1-3		4	0	1	0	0	0	4
Mike Schmidt, R (1, 5) OBP: 0.426, SLG: 0.527		FC6-4 1B		F9			5-3		K	4	0	1	0	0	1	1
Bo Diaz, R (1, 2) OBP: 0.342, SLG: 0.492		K		FC6-4			G5-4-3 1B		L6	4	0	1	0	0	1	2
Bill Robinson, R (1, 9) OBP: 0.280, SLG: 0.422 George Vukovich, L (8, 9) OBP: 0.317, SLG: 0.410		FC6-4 S 1B			K		G5-4-3		4-3	3 1	1 0	0 0	0 0	0 0	1 0	2 0
Manny Trillo, R (1, 4) OBP: 0.310, SLG: 0.302		CS 1B			K			K		3	0	1	1	0	2	0
Bob Dernier, R (1, 8) OBP: 0.328, SLG: 0.332		CS	1-3		5-3			S 1B		3	0	1	0	0	0	0
Steve Carlton, L (1, 1) OBP: 0.233, SLG: 0.333			L6			1-3 2B		K		3	0	1	0	0	1	1
Inning Stats	R: 0 E: 0 K: 0 S: 3 H: 0 LOB: 0 BB: 0 P: 3	R: 1 E: 0 K: 1 S: 6 H: 2 LOB: 0 BB: 0 P: 6	R: 0 E: 0 K: 0 S: 3 H: 0 LOB: 0 BB: 0 P: 3	R: 0 E: 0 K: 0 S: 4 H: 1 LOB: 1 BB: 0 P: 4	R: 0 E: 0 K: 2 S: 7 H: 0 LOB: 0 BB: 0 P: 7	R: 0 E: 0 K: 0 S: 4 H: 1 LOB: 1 BB: 0 P: 4	R: 0 E: 0 K: 0 S: 3 H: 1 LOB: 0 BB: 0 P: 3	R: 0 E: 0 K: 2 S: 8 H: 1 LOB: 3 BB: 2 P: 16	R: 0 E: 0 K: 1 S: 5 H: 0 LOB: 0 BB: 0 P: 5	1B: 5 2B: 1 3B: 0 HR: 0	SF: 0 SAC: 0 DP: 1 HBP: 0	WP: 0 PB: 0 SB: 4 CS: 1	PA: 34			

TOP

Philadelphia Phillies @ Los Angeles Dodgers

Dodger Stadium, Los Angeles, CA

Sun Jul 25 1982, 3:33 AM PDT

Att. 46,623 - Unknown

livebaseballscorecards.com

AB	31
R	1
H	6
RBI	1
BB	2
SO	6
LOB	12

PITCHER		IP	WLS	BF	H	R	ER	SO	BB	IBB	HBP	BLK	WP	HR	S	P	ERA	WHIP
Jerry Reuss, L ERA: 3.1	(1, 1)	8.0	L	30	6	1	1	5	1	1	0	0	0	0	38	46	1.12	0.875
Steve Howe, L ERA: 1.99	(9, 1)	1.0		3	0	0	0	1	0	0	0	0	0	0	5	5	0.00	0.000

PITCHER		IP	WLS	BF	H	R	ER	SO	BB	IBB	HBP	BLK	WP	HR	S	P	ERA	WHIP

BOTTOM

Philadelphia Phillies @ Los Angeles Dodgers
Dodger Stadium, Los Angeles, CA
Sun Jul 25 1982, 3:33 AM PDT
Att. 46,623 - Unknown

livebaseballscorecards.com

Batter	1	2	3	4	5	6	7	8	9	AB	R	H	RBI	BB	SO	LOB
Steve Sax, R (1, 4) OBP: 0.341, SLG: 0.334	SH1-4 1B		2B			6-3		1B 1B		4	0	3	0	0	0	0
Bill Russell, R (1, 6) OBP: 0.349, SLG: 0.306	SH1-4 1-2		L7			P4		1-2 1B		3	0	1	0	0	0	1
Dusty Baker Jr., R (1, 7) OBP: 0.358, SLG: 0.485	K			5-3		6-3		F9		4	0	0	0	0	1	3
Pedro Guerrero, R (1, 8) OBP: 0.350, SLG: 0.528	F8			6-3			K		6-3	4	0	0	0	0	1	1
Ron Cey, R (1, 5) OBP: 0.332, SLG: 0.409		K		F2			F9		F8	4	0	0	0	0	1	0
Steve Garvey, R (1, 3) OBP: 0.267, SLG: 0.389		F9			L5		1B		K	4	0	1	0	0	1	0
Mike Marshall, R (1, 9) OBP: 0.382, SLG: 0.474		6-3			HBP		F8			2	0	0	0	0	0	1
Don Crow, R (1, 2)			K		K			K		2	0	0	0	0	2	1
Ron Roenicke, S (8, PH) OBP: 0.348, SLG: 0.315										1	0	0	0	0	1	0
Mike Scioscia, L (9, 2) OBP: 0.296, SLG: 0.286										0	0	0	0	0	0	0
Jerry Reuss, L (1, 1) OBP: 0.250, SLG: 0.240			K		L6			6-3		2	0	0	0	0	1	1
Jose Morales, R (8, PH) OBP: 0.333, SLG: 0.200										1	0	0	0	0	0	0
Steve Howe, L (9, 1)										0	0	0	0	0	0	0
Inning Stats	R: 0 E: 0 K: 1 S: 6 H: 1 LOB: 1 BB: 0 P: 6	R: 0 E: 0 K: 1 S: 5 H: 0 LOB: 0 BB: 0 P: 5	R: 0 E: 0 K: 2 S: 8 H: 1 LOB: 1 BB: 0 P: 8	R: 0 E: 0 K: 0 S: 3 H: 0 LOB: 0 BB: 0 P: 3	R: 0 E: 0 K: 1 S: 5 H: 0 LOB: 1 BB: 0 P: 6	R: 0 E: 0 K: 0 S: 3 H: 0 LOB: 0 BB: 0 P: 3	R: 0 E: 0 K: 1 S: 6 H: 1 LOB: 1 BB: 0 P: 6	R: 0 E: 0 K: 1 S: 7 H: 2 LOB: 2 BB: 0 P: 7	R: 0 E: 0 K: 1 S: 5 H: 0 LOB: 0 BB: 0 P: 5	1B: 4 2B: 1 3B: 0 HR: 0	SF: 0 SAC: 1 DP: 0 HBP: 1			WP: 0 PB: 0 SB: 0 CS: 0		PA: 33	

	AB	31
	R	0
	H	5
	RBI	0
	BB	0
	SO	8
	LOB	8

PITCHER		IP	WLS	BF	H	R	ER	SO	BB	IBB	HBP	BLK	WP	HR	S	P	ERA	WHIP
Steve Carlton, L ERA: 3.18	(1, 1)	9.0	W	33	5	0	0	8	0	0	1	0	0	0	48	49	0.00	0.556

PITCHER	IP	WLS	BF	H	R	ER	SO	BB	IBB	HBP	BLK	WP	HR	S	P	ERA	WHIP

Batter	1	2	3	4	5	6	7	8	9	AB	R	H	RBI	BB	SO	LOB
Pete Rose, S (1, 3) OBP: 0.348, SLG: 0.356	5-3			4-3		6-3		G6-3 1-2f		4	0	0	0	0	0	3
Ivan De Jesus, R (1, 6) OBP: 0.319, SLG: 0.311	K			4-3			4-3		L7	4	0	0	0	0	1	0
Gary Matthews, R (1, 7) OBP: 0.335, SLG: 0.437	K			BB			1B		BB	2	0	1	0	2	1	0
Mike Schmidt, R (1, 5) OBP: 0.421, SLG: 0.520		K		K			F8		K	4	0	0	0	0	3	3
Bo Diaz, R (1, 2) OBP: 0.339, SLG: 0.487		L7			F8		K		K	4	0	0	0	0	2	2
Bill Robinson, R (1, 9) OBP: 0.281, SLG: 0.414		6-3			K			2B BB		2	0	0	0	1	1	0
Manny Trillo, R (1, 4) OBP: 0.310, SLG: 0.305			6-3		1-3			1-3 2B		3	0	1	0	0	0	0
Bob Dernier, R (1, 8) OBP: 0.328, SLG: 0.332			K			K		G6-3 1B		3	0	1	0	0	2	0
Dick Ruthven, R (1, 1) OBP: 0.106, SLG: 0.130			K			K		K		2	0	0	0	0	2	0
Ozzie Virgil, R (8, PH) OBP: 0.357, SLG: 0.405										1	0	0	0	0	1	3
Tug McGraw, R (8, 1)										0	0	0	0	0	0	0
Inning Stats	R: 0 E: 0 K: 2 S: 7 H: 0 LOB: 0 BB: 0 P: 7	R: 0 E: 0 K: 1 S: 5 H: 0 LOB: 0 BB: 0 P: 5	R: 0 E: 0 K: 2 S: 7 H: 0 LOB: 0 BB: 0 P: 7	R: 0 E: 0 K: 1 S: 5 H: 0 LOB: 1 BB: 1 P: 9	R: 0 E: 0 K: 1 S: 5 H: 0 LOB: 0 BB: 0 P: 5	R: 0 E: 0 K: 2 S: 7 H: 0 LOB: 0 BB: 0 P: 7	R: 0 E: 0 K: 1 S: 6 H: 1 LOB: 1 BB: 0 P: 6	R: 0 E: 0 K: 1 S: 6 H: 2 LOB: 2 BB: 1 P: 10	R: 0 E: 0 K: 2 S: 7 H: 0 LOB: 1 BB: 1 P: 11	1B: 2 2B: 1 3B: 0 HR: 0 SF: 0 SAC: 0 DP: 1 HBP: 0	WP: 0 PB: 0 SB: 0 CS: 0 PA: 32					

PITCHER	IP	WLS	BF	H	R	ER	SO	BB	IBB	HBP	BLK	WP	HR	S	P	ERA	WHIP
Larry McWilliams, L (1, 1) ERA: 3.83	7.0	W	26	3	0	0	10	2	0	0	0	0	0	44	52	0.00	0.714
Rod Scurry, L (8, 1) ERA: 2.06	2.0	S	6	0	0	0	3	1	0	0	0	0	0	11	15	0.00	0.500

PITCHER	IP	WLS	BF	H	R	ER	SO	BB	IBB	HBP	BLK	WP	HR	S	P	ERA	WHIP

TOP

Philadelphia Phillies @ Pittsburgh Pirates

Three Rivers Stadium, Pittsburgh, PA

Tue Jul 27 1982, 7:05 PM EDT

Att. 23,609 - Unknown

livebaseballscorecards.com

AB	29
R	0
H	3
RBI	0
BB	3
SO	13
LOB	11

Batter	1	2	3	4	5	6	7	8	9	AB	R	H	RBI	BB	SO	LOB
Omar Moreno, L (1, 8) OBP: 0.303, SLG: 0.333	F8		1-2 1B			E8 SF8 2B		L8		4	1	2	0	0	0	0
Johnny Ray, S (1, 4) OBP: 0.337, SLG: 0.418	5-3 1B 1B		L5-4 2-3			SF8 3-H		2B 2B		3	2	2	1	0	0	2
Bill Madlock, R (1, 5) OBP: 0.354, SLG: 0.441	5-3 1-2			F9		HR		2B IBB		3	1	1	1	1	0	1
Jason Thompson, L (1, 3) OBP: 0.400, SLG: 0.519	2-H 1B			6-3		K		1-3 2-H 2B		4	0	2	2	0	1	0
Dave Parker, L (1, 9) OBP: 0.325, SLG: 0.437		G3		4-3			K	6-3		4	0	0	0	0	1	2
Mike Easler, L (1, 7) OBP: 0.349, SLG: 0.422		F7			4-3		2B			3	0	1	0	0	0	0
Tony Peña, R (1, 2) OBP: 0.339, SLG: 0.444		F8			G3		G5-4-3 IBB			2	0	0	0	1	0	0
Dale Berra, R (1, 6) OBP: 0.311, SLG: 0.409			5-3		F9		G5-4-3 1-2f			3	0	0	0	0	0	2
Larry McWilliams, L (1, 1) OBP: 0.250, SLG: 0.211 Rod Scurry, L (8, 1) OBP: 0.188, SLG: 0.188			L5-4 1B 1B			K		K		2 1	0 0	1 0	0 0	0 0	1 1	0 0
Inning Stats	R: 1 H: 2 E: 0 LOB: 1 K: 0 BB: 0 S: 4 P: 4	R: 0 H: 0 E: 0 LOB: 0 K: 0 BB: 0 S: 3 P: 3	R: 0 H: 2 E: 0 LOB: 1 K: 0 BB: 0 S: 4 P: 4	R: 0 H: 0 E: 0 LOB: 0 K: 0 BB: 0 S: 3 P: 3	R: 0 H: 0 E: 0 LOB: 0 K: 0 BB: 0 S: 3 P: 3	R: 2 H: 2 E: 1 LOB: 0 K: 2 BB: 0 S: 9 P: 9	R: 0 H: 1 E: 0 LOB: 1 K: 1 BB: 1 S: 5 P: 9	R: 1 H: 2 E: 0 LOB: 2 K: 1 BB: 1 S: 7 P: 11		1B: 4 SF: 1 2B: 5 SAC: 0 3B: 0 DP: 2 HR: 1 HBP: 0						

PITCHER		IP	WLS	BF	H	R	ER	SO	BB	IBB	HBP	BLK	WP	HR	S	P	ERA	WHIP
Dick Ruthven, R ERA: 3.11	(1, 1)	7.0	L	26	7	3	3	3	0	1	0	0	0	1	31	35	3.86	1.000
Tug McGraw, L ERA: 2.63	(8, 1)	1.0		6	2	1	1	1	0	1	0	0	0	0	7	11	9.00	2.000

PITCHER	IP	WLS	BF	H	R	ER	SO	BB	IBB	HBP	BLK	WP	HR	S	P	ERA	WHIP

BOTTOM

Philadelphia Phillies @ Pittsburgh Pirates
Three Rivers Stadium, Pittsburgh, PA
Tue Jul 27 1982, 7:05 PM EDT
Att. 23,609 - Unknown

livebaseballscorecards.com

AB	29
R	4
H	9
RBI	4
BB	2
SO	4
LOB	7

WP: 0 PA: 32
PB: 0
SB: 0
CS: 0

Batter	1	2	3	4	5	6	7	8	9	AB	R	H	RBI	BB	SO	LOB
Pete Rose, S (1, 3) OBP: 0.345, SLG: 0.353	L6	1-3 1-2			CI 1B		3-1			3	0	0	0	0	0	1
Greg Gross, L (1, 8) (8, 7) OBP: 0.372, SLG: 0.325	4-3		K		1-3 1B		1-3			4	0	1	0	0	1	0
Gary Matthews, R (1, 7) OBP: 0.332, SLG: 0.432	L5		3-1		P4			F8		4	0	0	0	0	0	2
Sid Monge, S (8, 1)										0	0	0	0	0	0	0
Ron Reed, R (9, 1) OBP: 0.333, SLG: 0.429										0	0	0	0	0	0	0
Mike Schmidt, R (1, 5) OBP: 0.422, SLG: 0.534		FC1 2B	1-6-3			HR		L8		4	1	2	1	0	0	0
Bo Diaz, R (1, 2) OBP: 0.335, SLG: 0.481		FC1 E 1B 2-3		6-3		K		F9		4	1	0	0	0	1	1
George Vukovich, L (1, 9) OBP: 0.315, SLG: 0.405		E4 1B E 1-2		CS 1B		5-3			4-3	4	1	1	0	0	0	1
Manny Trillo, R (1, 4) OBP: 0.313, SLG: 0.311		E8 SH1-3 1-H 2-H 1B		K 1-2		2B			4-3	4	1	2	1	0	1	1
Ivan De Jesus, R (1, 6) OBP: 0.316, SLG: 0.308		SH1-3 3-H			F8	K			4-3	3	0	0	1	0	1	1
Larry Christenson, R (1, 1) OBP: 0.106, SLG: 0.196		PB BB			5-3		K			2	0	0	0	1	1	0
Bob Dernier, R (8, 8) OBP: 0.328, SLG: 0.332										0	0	0	0	0	0	0
Inning Stats	R: 0 E: 0 K: 0 S: 3 H: 0 LOB: 0 BB: 0 P: 3	R: 3 E: 2 K: 0 S: 6 H: 2 LOB: 1 BB: 1 P: 10	R: 0 E: 0 K: 1 S: 5 H: 0 LOB: 0 BB: 0 P: 5	R: 0 E: 0 K: 1 S: 5 H: 1 LOB: 0 BB: 0 P: 5	R: 0 E: 1 K: 0 S: 5 H: 1 LOB: 2 BB: 0 P: 5	R: 1 E: 0 K: 2 S: 9 H: 2 LOB: 1 BB: 0 P: 9	R: 0 E: 0 K: 1 S: 5 H: 0 LOB: 0 BB: 0 P: 5	R: 0 E: 0 K: 0 S: 3 H: 0 LOB: 0 BB: 0 P: 3	R: 0 E: 0 K: 0 S: 3 H: 0 LOB: 0 BB: 0 P: 3	1B: 3 2B: 2 3B: 0 HR: 1 SF: 0 SAC: 1 DP: 0 HBP: 0						

PITCHER	IP	WLS	BF	H	R	ER	SO	BB	IBB	HBP	BLK	WP	HR	S	P	ERA	WHIP
Rick Rhoden, R (1, 1) ERA: 4.97	8.0	L	32	6	4	1	5	1	0	0	0	0	1	41	45	1.12	0.875
Kent Tekulve, R (9, 1) ERA: 2.44	1.0		3	0	0	0	0	0	0	0	0	0	0	3	3	0.00	0.000

PITCHER	IP	WLS	BF	H	R	ER	SO	BB	IBB	HBP	BLK	WP	HR	S	P	ERA	WHIP

TOP

Philadelphia Phillies @ Pittsburgh Pirates
Three Rivers Stadium, Pittsburgh, PA
Wed Jul 28 1982, 7:05 PM EDT
Att. 31,867 - Unknown

livebaseballscorecards.com

AB	32
R	4
H	6
RBI	3
BB	1
SO	5
LOB	7

BOTTOM

Philadelphia Phillies @ Pittsburgh Pirates
Three Rivers Stadium, Pittsburgh, PA
Wed Jul 28 1982, 7:05 PM EDT
Att. 31,867 - Unknown

Batter	1	2	3	4	5	6	7	8	9	AB	R	H	RBI	BB	SO	LOB
Omar Moreno, L (1, 8) OBP: 0.300, SLG: 0.330	F8		F8		L9			3-1 1-2		4	0	0	0	0	0	1
Johnny Ray, S (1, 4) OBP: 0.336, SLG: 0.416	G6-4-3 1B		E3 2B			F7		L7		4	1	1	0	0	0	1
Bill Madlock, R (1, 5) OBP: 0.353, SLG: 0.441	G6-4-3 1-2f		1-H 2B			P6		4-3		4	0	1	1	0	0	2
Jason Thompson, L (1, 3) OBP: 0.397, SLG: 0.513		F9	P3			F7			E5 FC5-4	4	0	0	0	0	0	1
Dave Parker, L (1, 9) OBP: 0.329, SLG: 0.442 Lee Lacy, R (8, 9) OBP: 0.352, SLG: 0.365	BBBB 1B BB			4-3			3-1 SF8 2B		FC5-4 1B 1B 1-2f SF8	2 1	1 1	1 0	0 0	1 0	0 0	0 1
Mike Easler, L (1, 7) OBP: 0.351, SLG: 0.423	1-2 1B			4-3			3-1 2-3		1B 1-2 1B	4	0	2	0	0	0	1
Tony Peña, R (1, 2) OBP: 0.335, SLG: 0.442 Willie Stargell, L (9, PH) OBP: 0.346, SLG: 0.523 Steve Nicosia, R (9, PR) OBP: 0.386, SLG: 0.429	L8		6-3				SF8 3-H		1-2 2-3 1B	2 1 0	0 0 0	0 1 0	1 0 0	0 0 0	0 0 0	2 0 0
Dale Berra, R (1, 6) OBP: 0.307, SLG: 0.405	L7				1-3		5-3		SF8 3-H	3	0	0	1	0	0	2
Rick Rhoden, R (1, 1) OBP: 0.315, SLG: 0.596 Dick Davis, R (8, PH) OBP: 0.312, SLG: 0.466 Kent Tekulve, R (9, 1) Jim Morrison, R (9, PH) OBP: 0.282, SLG: 0.444			F9		F8			1B	F9	2 1 0 1	0 0 0 0	0 1 0 0	0 0 0 0	0 0 0 0	0 0 0 0	0 0 0 2
Inning Stats	R: 0 H: 1 E: 0 LOB: 0 K: 0 BB: 0 S: 3 P: 3	R: 0 H: 1 E: 0 LOB: 2 K: 0 BB: 1 S: 4 P: 8	R: 1 H: 1 E: 1 LOB: 1 K: 0 BB: 0 S: 5 P: 5	R: 0 H: 0 E: 0 LOB: 0 K: 0 BB: 0 S: 3 P: 3	R: 0 H: 0 E: 0 LOB: 0 K: 0 BB: 0 S: 3 P: 3	R: 0 H: 0 E: 0 LOB: 0 K: 0 BB: 0 S: 3 P: 3	R: 1 H: 1 E: 0 LOB: 0 K: 0 BB: 0 S: 4 P: 4	R: 0 H: 1 E: 0 LOB: 1 K: 0 BB: 0 S: 4 P: 4	R: 1 H: 2 E: 1 LOB: 2 K: 0 BB: 0 S: 6 P: 6	1B: 5 SF: 2 2B: 2 SAC: 0 3B: 0 DP: 1 HR: 0 HBP: 0						

	AB	33
	R	3
	H	7
	RBI	3
	BB	1
	SO	0
	LOB	13

PITCHER		IP	WLS	BF	H	R	ER	SO	BB	IBB	HBP	BLK	WP	HR	S	P	ERA	WHIP
Larry Christenson, R ERA: 3.44	(1, 1)	7.0	W	26	4	2	1	0	1	0	0	0	0	0	25	29	1.29	0.714
Sid Monge, L ERA: 3.7	(8, 1)	1.1		7	2	1	0	0	0	0	0	0	0	0	7	7	0.00	1.500
Ron Reed, R ERA: 2.73	(9, 1)	0.2	S	3	1	0	0	0	0	0	0	0	0	0	3	3	0.00	1.500

PITCHER	IP	WLS	BF	H	R	ER	SO	BB	IBB	HBP	BLK	WP	HR	S	P	ERA	WHIP

livebaseballscorecards.com

Batter	1	2	3	4	5	6	7	8	9	AB	R	H	RBI	BB	SO	LOB
Bump Wills, S (1, 4) OBP: 0.336, SLG: 0.363	6-3		K		2B		F7		BB 23 FC5-4	4	0	1	0	0	1	0
Junior Kennedy, R (8, 4) OBP: 0.296, SLG: 0.292										0	0	0	0	1	0	0
23 Ryne Sandberg, R (1, 5) OBP: 0.291, SLG: 0.341	S 2B 1B		5-3		F3		5-3		FC5-4 1-2f	5	1	1	0	0	0	2
Bill Buckner, L (1, 3) OBP: 0.328, SLG: 0.379	F8 1-2		4-3			WP BB SF7 BB		4-3		3	1	0	0	1	0	1
Leon Durham, L (1, 8) OBP: 0.384, SLG: 0.507	2-H 2B			FC1-5 2B		SF7 WP 1-2 BB		1B 2B		3	0	3	1	1	0	0
(8, 9)																
Keith Moreland, R (1, 7) OBP: 0.332, SLG: 0.422	F8			FC1-5 2-3	P1			2-H BB 1B		4	0	1	0	0	0	4
Gary Woods, R (8, PR) OBP: 0.322, SLG: 0.394										0	0	0	0	0	0	0
(8, 8)																
Jay Johnstone, L (1, 9) OBP: 0.344, SLG: 0.388		K		F2		1-2 2-3 IBB		1-2 BB		2	0	0	0	2	1	1
(8, 7)																
Jody Davis, R (1, 2) OBP: 0.302, SLG: 0.387		FC6-4 1B		K		SF7 2-3 3-H		K		3	0	1	1	0	2	3
Larry Bowa, S (1, 6) OBP: 0.299, SLG: 0.313		F8			F8	K			F9	4	0	0	0	0	1	3
Doug Bird, R (1, 1) OBP: 0.139, SLG: 0.167		FC6-4 1-2f			6-3		4-3		F9	2	0	0	0	0	0	1
Scot Thompson, L (7, PH) OBP: 0.367, SLG: 0.296										1	0	0	0	0	0	0
Dick Tidrow, R (7, 1)										0	0	0	0	0	0	0
Bob Molinaro, L (9, PH) OBP: 0.277, SLG: 0.271										1	0	0	0	0	0	0
Inning Stats	R: 1 E: 0 K: 0 S: 5 H: 2 LOB: 1 BB: 0 P: 5	R: 0 E: 0 K: 1 S: 6 H: 1 LOB: 1 BB: 0 P: 6	R: 0 E: 0 K: 1 S: 5 H: 0 LOB: 0 BB: 0 P: 5	R: 0 E: 0 K: 1 S: 6 H: 1 LOB: 1 BB: 0 P: 6	R: 0 E: 0 K: 0 S: 4 H: 1 LOB: 1 BB: 0 P: 4	R: 1 E: 0 K: 1 S: 5 H: 0 LOB: 2 BB: 3 P: 17	R: 0 E: 0 K: 0 S: 3 H: 0 LOB: 0 BB: 0 P: 3	R: 0 E: 0 K: 1 S: 6 H: 2 LOB: 2 BB: 1 P: 10	R: 0 E: 0 K: 0 S: 3 H: 0 LOB: 1 BB: 1 P: 7	1B: 3 2B: 4 3B: 0 HR: 0	SF: 1 SAC: 0 DP: 0 HBP: 0						

TOP

Chicago Cubs @ Philadelphia Phillies

Veterans Stadium, Philadelphia, PA

Thu Jul 29 1982, 7:05 PM EDT

Att. 33,724 - Unknown

livebaseballscorecards.com

AB	32
R	2
H	7
RBI	2
BB	5
SO	5
LOB	15

WP: 1 PB: 0 SB: 1 CS: 0 PA: 38

PITCHER	IP	WLS	BF	H	R	ER	SO	BB	IBB	HBP	BLK	WP	HR	S	P	ERA	WHIP
Mike Krukow, R (1, 1) ERA: 2.72	7.2	W	33	7	2	2	4	3	1	0	0	1	0	37	53	2.35	1.304
Ron Reed, R (8, 1) ERA: 2.67	1.1	S	5	0	0	0	1	1	0	0	0	0	0	6	10	0.00	0.750

PITCHER	IP	WLS	BF	H	R	ER	SO	BB	IBB	HBP	BLK	WP	HR	S	P	ERA	WHIP

Batter	1	2	3	4	5	6	7	8	9	AB	R	H	RBI	BB	SO	LOB
Pete Rose, S (1, 3) OBP: 0.342, SLG: 0.350	F6		F7		F8		F7			4	0	0	0	0	0	1
Ivan De Jesus, R (1, 6) OBP: 0.318, SLG: 0.314	F3			4-3 1B	K		E 2B			4	2	2	0	0	1	1
Gary Matthews, R (1, 7) OBP: 0.331, SLG: 0.430	5-3			4-3	P4		E8 1B			4	0	1	1	0	0	1
Mike Schmidt, R (1, 5) OBP: 0.423, SLG: 0.542		L1		5-3	HR		FC6-4 IBB			3	1	1	1	1	0	1
Bo Diaz, R (1, 2) OBP: 0.337, SLG: 0.481		6-3		1B 1B	CS 1B		FC6-4			4	0	2	1	0	0	2
George Vukovich, L (1, 9) OBP: 0.331, SLG: 0.421		1B		1B	1B			CS 1B		4	0	4	0	0	0	0
Manny Trillo, R (1, 4) OBP: 0.312, SLG: 0.310		F6		F9	1B			F2		4	0	1	0	0	0	4
Bob Dernier, R (1, 8) OBP: 0.330, SLG: 0.334			K		3-1 S 1B	K		1B		4	0	2	0	0	2	2
Mike Krukow, R (1, 1) OBP: 0.196, SLG: 0.217			L4		3-1		K	K		3	0	0	0	0	1	1
Ron Reed, R (8, 1) OBP: 0.300, SLG: 0.375										1	0	0	0	0	1	1
Inning Stats	R: 0 H: 0 E: 0 LOB: 0 K: 0 BB: 0 S: 3 P: 3	R: 0 H: 1 E: 0 LOB: 1 K: 0 BB: 0 S: 4 P: 4	R: 0 H: 0 E: 0 LOB: 0 K: 1 BB: 0 S: 5 P: 5	R: 1 H: 3 E: 0 LOB: 2 K: 0 BB: 0 S: 6 P: 6	R: 0 H: 1 E: 0 LOB: 1 K: 1 BB: 0 S: 6 P: 6	R: 1 H: 4 E: 0 LOB: 2 K: 1 BB: 0 S: 8 P: 8	R: 1 H: 2 E: 1 LOB: 2 K: 1 BB: 1 S: 7 P: 11	R: 0 H: 2 E: 0 LOB: 1 K: 1 BB: 0 S: 6 P: 6		1B: 11 SF: 0 2B: 1 SAC: 0 3B: 0 DP: 0 HR: 1 HBP: 0					WP: 0 PA: 36 PB: 0 SB: 1 CS: 2	

PITCHER	IP	WLS	BF	H	R	ER	SO	BB	IBB	HBP	BLK	WP	HR	S	P	ERA	WHIP
Doug Bird, R (1, 1) ERA: 4.66	6.0		26	9	2	2	3	0	0	0	0	0	1	32	32	3.00	1.500
Dick Tidrow, R (7, 1) ERA: 3.86	2.0	L	10	4	1	1	2	0	1	0	0	0	0	13	17	4.50	2.000

PITCHER	IP	WLS	BF	H	R	ER	SO	BB	IBB	HBP	BLK	WP	HR	S	P	ERA	WHIP

BOTTOM

Chicago Cubs @ Philadelphia Phillies

Veterans Stadium, Philadelphia, PA

Thu Jul 29 1982, 7:05 PM EDT

Att. 33,724 - Unknown

livebaseballscorecards.com

AB	35
R	3
H	13
RBI	3
BB	1
SO	5
LOB	14

Batter	1	2	3	4	5	6	7	8	9	AB	R	H	RBI	BB	SO	LOB
Bump Wills, S (1, 4) OBP: 0.332, SLG: 0.358	F8		K 1-2		K			5-3		4	0	0	0	0	2	3
Gary Woods, R (1, 9) OBP: 0.326, SLG: 0.393	F8		FC6-4 BB			F7		FC4-6 1B 2-H		3	0	1	1	1	0	0
Bill Buckner, L (1, 3) OBP: 0.325, SLG: 0.375	K2-3		FC6-4 1-2f			K		FC4-6 1B 1-2f		4	0	0	0	0	2	3
Keith Moreland, R (1, 7) OBP: 0.332, SLG: 0.420		5-3		E5 G6-4-3		F9		1B 1-2		4	0	1	0	0	0	0
Bill Campbell, R (8, 1)										0	0	0	0	0	0	0
Jerry Morales, R (1, 8) OBP: 0.309, SLG: 0.449		WP 1B		F4			BLK BB	1-3		3	0	1	0	1	0	3
Jody Davis, R (1, 2) OBP: 0.298, SLG: 0.382		K 1-2		G6-4-3 1-2f			K 1-2		5-3	4	0	0	0	0	2	3
23 Ryne Sandberg, R (1, 5) OBP: 0.288, SLG: 0.338		1-3			F4		K		K	4	0	0	0	0	2	2
Larry Bowa, S (1, 6) OBP: 0.302, SLG: 0.315			BLK 1B		1B		F9		K	4	0	2	0	0	1	1
Fergie Jenkins, R (1, 1) OBP: 0.128, SLG: 0.132			F3		K			1B 2B		2	0	0	0	0	1	2
Steve Henderson, R (8, PH) OBP: 0.289, SLG: 0.275										1	1	1	0	0	0	0
(8, 7)																
Inning Stats	R: 0 E: 0 K: 1 S: 5 H: 0 LOB: 0 BB: 0 P: 5	R: 0 E: 0 K: 1 S: 6 H: 1 LOB: 1 BB: 0 P: 6	R: 0 E: 0 K: 1 S: 6 H: 1 LOB: 2 BB: 1 P: 10	R: 0 E: 1 K: 0 S: 3 H: 0 LOB: 0 BB: 0 P: 3	R: 0 E: 0 K: 2 S: 8 H: 1 LOB: 1 BB: 0 P: 8	R: 0 E: 0 K: 1 S: 5 H: 0 LOB: 0 BB: 0 P: 5	R: 0 E: 0 K: 2 S: 7 H: 0 LOB: 1 BB: 1 P: 11	R: 1 E: 0 K: 0 S: 6 H: 3 LOB: 2 BB: 0 P: 6	R: 0 E: 0 K: 2 S: 7 H: 0 LOB: 0 BB: 0 P: 7	1B: 5 2B: 1 3B: 0 HR: 0	SF: 0 SAC: 0 DP: 1 HBP: 0						

PITCHER	IP	WLS	BF	H	R	ER	SO	BB	IBB	HBP	BLK	WP	HR	S	P	ERA	WHIP
Steve Carlton, L (1, 1) ERA: 3.08	9.0	W	35	6	1	1	10	2	0	0	2	1	0	53	61	1.00	0.889

PITCHER	IP	WLS	BF	H	R	ER	SO	BB	IBB	HBP	BLK	WP	HR	S	P	ERA	WHIP

TOP

Chicago Cubs @ Philadelphia Phillies

Veterans Stadium, Philadelphia, PA

Fri Jul 30 1982, 7:05 PM EDT

Att. 33,165 - Unknown

livebaseballscorecards.com

AB	33
R	1
H	6
RBI	1
BB	2
SO	10
LOB	17

1B: 5	SF: 0	WP: 1	PA: 35
2B: 1	SAC: 0	PB: 0	
3B: 0	DP: 1	SB: 0	
HR: 0	HBP: 0	CS: 0	

Chicago Cubs @ Philadelphia Phillies

Veterans Stadium, Philadelphia, PA

Fri Jul 30 1982, 7:05 PM EDT

Att. 33,165 - Unknown

livebaseballscorecards.com

BOTTOM

Batter	1	2	3	4	5	6	7	8	9	AB	R	H	RBI	BB	SO	LOB
Pete Rose, S (1, 3) OBP: 0.339, SLG: 0.346	F7		F7	E4 FC6-4 3-H			F7			4	0	0	0	0	0	0
Ivan De Jesus, R (1, 6) OBP: 0.315, SLG: 0.310	K		5-3	FC6-4 1-2f			1-3			4	0	0	0	0	1	1
Gary Matthews, R (1, 7) OBP: 0.335, SLG: 0.436	2B		HR 1B		6-3		1B			4	1	3	0	0	0	0
Mike Schmidt, R (1, 5) OBP: 0.421, SLG: 0.548	6-3		1-H HR		F9		K			4	1	1	2	0	1	2
Bo Diaz, R (1, 2) OBP: 0.339, SLG: 0.480		F8	BBBB BB		1B			F3		3	0	1	0	1	0	0
George Vukovich, L (1, 9) OBP: 0.335, SLG: 0.423		1B 1B	G3			1B		G3		4	0	2	0	0	0	1
Manny Trillo, R (1, 4) OBP: 0.314, SLG: 0.316		K		G3 E 2B		F7		CS 1B		4	1	2	0	0	1	2
Bob Dernier, R (1, 8) OBP: 0.330, SLG: 0.334		1-2 1B		K		F7		1-2 CS		3	0	1	0	0	1	2
Steve Carlton, L (1, 1) OBP: 0.222, SLG: 0.317		G3		2-3 G3		F7				3	0	0	0	0	0	4
Inning Stats	R: 0 H: 1 E: 0 LOB: 1 K: 1 BB: 0 S: 6 P: 6	R: 0 H: 2 E: 0 LOB: 2 K: 1 BB: 0 S: 7 P: 7	R: 2 H: 2 E: 0 LOB: 1 K: 0 BB: 1 S: 5 P: 9	R: 1 H: 1 E: 1 LOB: 1 K: 1 BB: 0 S: 7 P: 7	R: 0 H: 1 E: 0 LOB: 1 K: 0 BB: 0 S: 3 P: 3	R: 0 H: 1 E: 0 LOB: 1 K: 0 BB: 0 S: 4 P: 4	R: 0 H: 1 E: 0 LOB: 1 K: 1 BB: 0 S: 6 P: 6	R: 0 H: 1 E: 0 LOB: 0 K: 0 BB: 0 S: 3 P: 3		1B: 7 SF: 0 2B: 2 SAC: 0 3B: 0 DP: 0 HR: 1 HBP: 0						

	AB	33
	R	3
	H	10
	RBI	2
	BB	1
	SO	4
	LOB	12

WP: 0 PA: 35
PB: 0
SB: 0
CS: 1

PITCHER		IP	WLS	BF	H	R	ER	SO	BB	IBB	HBP	BLK	WP	HR	S	P	ERA	WHIP
Fergie Jenkins, R ERA: 3.12	(1, 1)	7.0	L	31	9	3	2	4	1	0	0	0	0	1	38	42	2.57	1.429
Bill Campbell, R ERA: 4.77	(8, 1)	1.0		3	1	0	0	0	0	0	0	0	0	0	3	3	0.00	1.000

PITCHER	IP	WLS	BF	H	R	ER	SO	BB	IBB	HBP	BLK	WP	HR	S	P	ERA	WHIP

Batter	1	2	3	4	5	6	7	8	9	AB	R	H	RBI	BB	SO	LOB
Bump Wills, S (1, 4) OBP: 0.329, SLG: 0.354	F7			K		K		L4		4	0	0	0	0	2	0
23 Ryne Sandberg, R (1, 5) OBP: 0.288, SLG: 0.337	F9			1B S 1B		F8			1-3	4	0	1	0	0	0	0
Bill Buckner, L (1, 3) OBP: 0.324, SLG: 0.374	F7			1-3 1B			E4 S		F7	4	0	1	0	0	0	0
Leon Durham, L (1, 8) OBP: 0.383, SLG: 0.507		6-3		4-3			K 1-2		2B	4	0	1	0	0	1	2
Keith Moreland, R (1, 7) OBP: 0.328, SLG: 0.415		F8			F7		F8		F4	4	0	0	0	0	0	2
Jay Johnstone, L (1, 9) OBP: 0.344, SLG: 0.383		F7			F7		BB			2	0	0	0	1	0	0
Jody Davis, R (1, 2) OBP: 0.298, SLG: 0.379			F8		BB		K			2	0	0	0	1	1	2
Larry Bowa, S (1, 6) OBP: 0.299, SLG: 0.313			F8		F4			4-3		3	0	0	0	0	0	1
Allen Ripley, R (1, 1) OBP: 0.150, SLG: 0.150			K			K		L4		2	0	0	0	0	2	0
Bob Molinaro, L (8, PH) OBP: 0.273, SLG: 0.267										1	0	0	0	0	0	0
Dick Tidrow, R (8, 1)										0	0	0	0	0	0	0
Inning Stats	R: 0 E: 0 K: 0 S: 3 H: 0 LOB: 0 BB: 0 P: 3	R: 0 E: 0 K: 0 S: 3 H: 0 LOB: 0 BB: 0 P: 3	R: 0 E: 0 K: 1 S: 5 H: 0 LOB: 0 BB: 0 P: 5	R: 0 E: 0 K: 1 S: 6 H: 2 LOB: 1 BB: 0 P: 6	R: 0 E: 0 K: 0 S: 3 H: 0 LOB: 1 BB: 1 P: 7	R: 0 E: 0 K: 2 S: 7 H: 0 LOB: 0 BB: 0 P: 7	R: 0 E: 1 K: 2 S: 8 H: 0 LOB: 2 BB: 1 P: 12	R: 0 E: 0 K: 0 S: 3 H: 0 LOB: 0 BB: 0 P: 3	R: 0 E: 0 K: 0 S: 4 H: 1 LOB: 1 BB: 0 P: 4	1B: 2 2B: 1 3B: 0 HR: 0 SF: 0 SAC: 0 DP: 0 HBP: 0	WP: 0 PB: 0 SB: 2 CS: 0 PA: 32					

TOP

Chicago Cubs @ Philadelphia Phillies

Veterans Stadium, Philadelphia, PA

Sat Jul 31 1982, 7:05 PM EDT

Att. 50,203 - Unknown

livebaseballscorecards.com

AB	30
R	0
H	3
RBI	0
BB	2
SO	6
LOB	7

PITCHER		IP	WLS	BF	H	R	ER	SO	BB	IBB	HBP	BLK	WP	HR	S	P	ERA	WHIP
Marty Bystrom, R ERA: 3.88	(1, 1)	6.2	W	24	2	0	0	5	2	0	0	0	0	0	32	40	0.00	0.600
Porfi Altamirano, R ERA: 4.3	(7, 1)	2.1	S	8	1	0	0	1	0	0	0	0	0	0	10	10	0.00	0.429

PITCHER	IP	WLS	BF	H	R	ER	SO	BB	IBB	HBP	BLK	WP	HR	S	P	ERA	WHIP

Batter	1	2	3	4	5	6	7	8	9	AB	R	H	RBI	BB	SO	LOB
Pete Rose, S (1, 3) OBP: 0.340, SLG: 0.350	2B		1-3			1B SH3-4 1B	G3			4	0	2	0	0	0	2
Ivan De Jesus, R (1, 6) OBP: 0.315, SLG: 0.310	6-3		K			SH3-4 1-2		G6-4-3 1B		3	0	1	0	0	1	2
Gary Matthews, R (1, 7) OBP: 0.334, SLG: 0.434	6-3			F7		1B 2-3		G6-4-3 1-2f		4	0	1	0	0	0	2
Mike Schmidt, R (1, 5) OBP: 0.422, SLG: 0.558	5-3			HR		K		1B		4	1	2	1	0	1	3
George Vukovich, L (1, 9) OBP: 0.330, SLG: 0.415		G3		4-3		F5		1-4-3		3	0	0	0	0	0	2
Porfi Altamirano, R (7, 1) OBP: 0.250, SLG: 0.250										1	0	0	0	0	0	1
Ozzie Virgil, R (1, 2) OBP: 0.341, SLG: 0.385		K		F9			G3 1B			2	0	0	0	0	1	0
Greg Gross, L (7, 9) OBP: 0.379, SLG: 0.333							1B			1	1	1	0	0	0	0
Manny Trillo, R (1, 4) OBP: 0.311, SLG: 0.313		F9			1-3		G3 1-2			3	0	0	0	0	0	1
Bob Dernier, R (1, 8) OBP: 0.327, SLG: 0.331			F7		5-3		1-3			3	0	0	0	0	0	1
Marty Bystrom, R (1, 1) OBP: 0.154, SLG: 0.167			2B		K		2-H 1B			2	0	1	0	0	1	0
Bo Diaz, R (7, 2) OBP: 0.340, SLG: 0.481										1	0	1	1	0	0	0
Inning Stats	R: 0 E: 0 K: 0 S: 4 H: 1 LOB: 1 BB: 0 P: 4	R: 0 E: 0 K: 1 S: 5 H: 0 LOB: 0 BB: 0 P: 5	R: 0 E: 0 K: 1 S: 6 H: 1 LOB: 1 BB: 0 P: 6	R: 1 E: 0 K: 0 S: 4 H: 1 LOB: 0 BB: 0 P: 4	R: 0 E: 0 K: 1 S: 5 H: 0 LOB: 0 BB: 0 P: 5	R: 0 E: 0 K: 1 S: 7 H: 2 LOB: 2 BB: 0 P: 7	R: 1 E: 0 K: 0 S: 5 H: 2 LOB: 1 BB: 0 P: 5	R: 0 E: 0 K: 0 S: 4 H: 2 LOB: 1 BB: 0 P: 4		1B: 6 2B: 2 3B: 0 HR: 1 SF: 0 SAC: 1 DP: 1 HBP: 0				WP: 0 PB: 0 SB: 0 CS: 0 PA: 32		

PITCHER		IP	WLS	BF	H	R	ER	SO	BB	IBB	HBP	BLK	WP	HR	S	P	ERA	WHIP
Allen Ripley, R ERA: 4.22	(1, 1)	7.0	L	28	7	2	2	4	0	0	0	0	0	1	36	36	2.57	1.000
Dick Tidrow, R ERA: 3.8	(8, 1)	1.0		4	2	0	0	0	0	0	0	0	0	0	4	4	0.00	2.000

PITCHER		IP	WLS	BF	H	R	ER	SO	BB	IBB	HBP	BLK	WP	HR	S	P	ERA	WHIP

BOTTOM

Chicago Cubs @ Philadelphia Phillies

Veterans Stadium, Philadelphia, PA

Sat Jul 31 1982, 7:05 PM EDT

Att. 50,203 - Unknown

livebaseballscorecards.com

AB	31
R	2
H	9
RBI	2
BB	0
SO	4
LOB	14

Chicago Cubs @ Philadelphia Phillies

Veterans Stadium, Philadelphia, PA

Sun Aug 01 1982, 3:33 AM EDT

Att. 57,652 - Unknown

TOP

livebaseballscorecards.com

Batter	1	2	3	4	5	6	7	8	9	AB	R	H	RBI	BB	SO	LOB
Bump Wills, S (1, 4) OBP: 0.333, SLG: 0.362	WP, 23 1B, SF8, 1B	F7, 1-2			1-3, 2-H, 2B		23 23 S, FC1-6-5-4, 1B		BBBB, 23 6-3, 1B, BB	4	1	3	1	0	0	1
Junior Kennedy, R (8, 4) OBP: 0.300, SLG: 0.292										0	1	0	0	1	0	0
23 Ryne Sandberg, R (1, 5) OBP: 0.289, SLG: 0.338	0-0, WP, HR, 1-2, 1B		FC6-5, S, 1B		0-0, ① SF8, 3-H		0-0, ② FC1-6-5-4, 1-3		0-0, ② 6-3, 1-2	4	1	2	1	0	0	2
Bill Buckner, L (1, 3) OBP: 0.323, SLG: 0.373	0-0, ① SF8, 1-2, 2-H		0-0, ① F5, 1-2		0-0, ② F6		0-0, ③ 4-3		0-0, CS, 2-H, 1B	4	0	1	2	0	0	3
Leon Durham, L (1, 9) OBP: 0.381, SLG: 0.513	0-0, 2-H, HR		0-0, ② FC6-5, CS, 2-3		0-0, ③ F8			0-0, ① 4-3	0-0, ③ CS, 1-2	4	1	1	2	0	0	2
Keith Moreland, R (1, 2) OBP: 0.325, SLG: 0.410	0-0, ② 5-3	0-0, ③ CS, 1-2	0-0, ① 6-3		0-0, ① 5-3			SSS, 0-3, ② K		4	0	0	0	0	1	0
Jay Johnstone, L (1, 7)	SSS, 0-3, ③ K			0-0, ② F7	BBBB, 4-0, BB			0-0, 1B, 2B		3	1	1	0	1	1	0
Gary Woods, R (1, 8) OBP: 0.329, SLG: 0.395		0-0, CS, 1B		0-0, ③ 6-3	SSS, 0-3, ② K			0-0, 2-H, 1B		4	0	2	1	0	1	1
Larry Bowa, S (1, 6) OBP: 0.301, SLG: 0.315		0-0, ① S, 1-2, 1B			0-0, SH, 2B, 1B	0-0, ③ 4-3		SSS, 0-3, ③ K		4	1	2	0	0	1	2
Dickie Noles, R (1, 1) OBP: 0.132, SLG: 0.167		SSS, 0-3, ② K			0-0, SH, 2B, 23 SF8, 1-2		SSS, 0-3, ① K		SSS, 0-3, ① K	2	1	0	0	0	2	1
Lee Smith, R (8, 1) OBP: 0.125, SLG: 0.267										1	0	0	0	0	1	0
Inning Stats	R: 3 E: 0 K: 1 S: 8 H: 3 LOB: 0 BB: 0 P: 8	R: 0 E: 0 K: 1 S: 6 H: 2 LOB: 1 BB: 0 P: 6	R: 0 E: 0 K: 0 S: 3 H: 1 LOB: 0 BB: 0 P: 3	R: 0 E: 0 K: 0 S: 3 H: 0 LOB: 0 BB: 0 P: 3	R: 2 E: 0 K: 0 S: 6 H: 2 LOB: 1 BB: 0 P: 6	R: 0 E: 0 K: 1 S: 5 H: 0 LOB: 1 BB: 1 P: 9	R: 0 E: 0 K: 1 S: 6 H: 1 LOB: 1 BB: 0 P: 6	R: 1 E: 0 K: 2 S: 9 H: 2 LOB: 1 BB: 0 P: 9	R: 1 E: 0 K: 1 S: 5 H: 1 LOB: 0 BB: 1 P: 9	1B: 9 2B: 2 3B: 0 HR: 1	SF: 2 SAC: 1 DP: 0 HBP: 0						

	AB	34
	R	7
	H	12
	RBI	7
	BB	2
	SO	7
	LOB	12

WP: 1 PB: 0 SB: 3 CS: 3 PA: 41

PITCHER		IP	WLS	BF	H	R	ER	SO	BB	IBB	HBP	BLK	WP	HR	S	P	ERA	WHIP
Dick Ruthven, R ERA: 3.32	(1, 1)	4.0	L	19	8	5	5	2	0	0	0	0	1	1	23	23	11.25	2.000
Sparky Lyle, L ERA: 3.74	(5, 1)	1.0		3	0	0	0	0	0	0	0	0	0	0	3	3	0.00	0.000
Ed Farmer, R ERA: 6.75	(6, 1)	3.0		13	3	1	1	4	1	0	0	0	0	0	20	24	3.00	1.333
Sid Monge, L ERA: 3.83	(9, 1)	1.0		4	1	1	1	1	1	0	0	0	0	0	5	9	9.00	2.000

PITCHER	IP	WLS	BF	H	R	ER	SO	BB	IBB	HBP	BLK	WP	HR	S	P	ERA	WHIP

Batter	1	2	3	4	5	6	7	8	9	AB	R	H	RBI	BB	SO	LOB
Pete Rose, S (1, 3) OBP: 0.342, SLG: 0.350	B B B 4-0 HBP BB		x 0-0 ① F7		x 0-0 ② 5-3			x 0-0 FC5-4 1B		3	0	1	0	1	0	0
Ivan De Jesus, R (1, 6) OBP: 0.314, SLG: 0.312	x 0-0 ① F9		x 0-0 2B		x 0-0 ③ F8			x 0-0 ② FC5-4 1-2f HR		4	1	1	0	0	0	2
Gary Matthews, R (1, 7) OBP: 0.333, SLG: 0.440 Dave Roberts, R (9, 2) OBP: 0.233, SLG: 0.214	x 0-0 ② L6		S S S 0-3 ② K			x 0-0 ① 4-3		x 0-0 1-H HR		4 0	1 0	1 0	2 0	0 0	1 0	2 0
Mike Schmidt, R (1, 5) OBP: 0.423, SLG: 0.559	H 1-0 1-2 HBP		x 0-0 ③ 5-3			S S S 0-3 ② K		x 0-0 2B		3	0	1	0	0	1	1
Bo Diaz, R (1, 2) OBP: 0.338, SLG: 0.477 Bill Robinson, R (8, PH) OBP: 0.279, SLG: 0.411 Sid Monge, S (9, 1)	S S S 0-3 ③ K			x 0-0 ① L1		x 0-0 ③ 6-3		x 0-0 ③ F9		3 1 0	0 0 0	0 0 0	0 0 0	0 0 0	1 0 0	2 1 0
George Vukovich, L (1, 9) OBP: 0.328, SLG: 0.411		x 0-0 6-3 1B		x 0-0 ② 1-3			x 0-0 ① 4-3		x 0-0 ① F2	4	0	1	0	0	0	0
Manny Trillo, R (1, 4) OBP: 0.311, SLG: 0.312		x 0-0 ① 6-3 1-2		x 0-0 S 1B			x 0-0 ② F8	S S S 0-3 ② K		4	0	1	0	0	1	1
Bob Dernier, R (1, 8) OBP: 0.323, SLG: 0.327		x 0-0 ② F4		x 0-0 ③ F7 1-2			x 0-0 ③ 5-3	S S S 0-3 ③ K		4	0	0	0	0	1	2
Dick Ruthven, R (1, 1) OBP: 0.104, SLG: 0.128 Sparky Lyle, L (5, 1) OBP: 0.667, SLG: 0.500 Len Matuszek, L (5, PH) OBP: 0.152, SLG: 0.133 Ed Farmer, R (6, 1) Greg Gross, L (8, PH) OBP: 0.375, SLG: 0.329 (9, 7)		x 0-0 ③ 3-1			x 0-0 ① F3			x 0-0 ① 4-3		1 0 1 0 1	0 0 0 0 0	0 0 0 0 0	0 0 0 0 0	0 0 0 0 0	0 0 0 0 0	1 0 0 0 0
Inning Stats	R: 0 H: 0 E: 0 LOB: 2 K: 1 BB: 1 S: 5 P: 10	R: 0 H: 1 E: 0 LOB: 1 K: 0 BB: 0 S: 4 P: 4	R: 0 H: 1 E: 0 LOB: 1 K: 1 BB: 0 S: 6 P: 6	R: 0 H: 1 E: 0 LOB: 1 K: 0 BB: 0 S: 4 P: 4	R: 0 H: 0 E: 0 LOB: 0 K: 0 BB: 0 S: 3 P: 3	R: 0 H: 0 E: 0 LOB: 0 K: 1 BB: 0 S: 5 P: 5	R: 0 H: 0 E: 0 LOB: 0 K: 0 BB: 0 S: 3 P: 3	R: 2 H: 3 E: 0 LOB: 1 K: 0 BB: 0 S: 6 P: 6	R: 0 H: 0 E: 0 LOB: 0 K: 2 BB: 0 S: 7 P: 7	1B: 3 2B: 2 3B: 0 HR: 1	SF: 0 SAC: 0 DP: 0 HBP: 1			WP: 0 PB: 0 SB: 1 CS: 0	PA: 35		

PITCHER		IP	WLS	BF	H	R	ER	SO	BB	IBB	HBP	BLK	WP	HR	S	P	ERA	WHIP
Dickie Noles, R ERA: 4.11	(1, 1)	7.2	W	31	6	2	2	3	1	0	1	0	0	1	35	40	2.35	0.913
Lee Smith, R ERA: 3.3	(8, 1)	1.1		4	0	0	0	2	0	0	0	0	0	0	8	8	0.00	0.000

PITCHER	IP	WLS	BF	H	R	ER	SO	BB	IBB	HBP	BLK	WP	HR	S	P	ERA	WHIP

BOTTOM

Chicago Cubs @ Philadelphia Phillies

Veterans Stadium, Philadelphia, PA

Sun Aug 01 1982, 3:33 AM EDT

Att. 57,652 - Unknown

livebaseballscorecards.com

AB	33
R	2
H	6
RBI	2
BB	1
SO	5
LOB	12

Batter	1	2	3	4	5	6	7	8	9	AB	R	H	RBI	BB	SO	LOB
Tim Raines, S (1, 7) OBP: 0.365, SLG: 0.363	1-3		6-3 1B 1-2 1B		4-3		L6		BB	4	0	1	0	1	0	0
Jerry White, S (1, 8) OBP: 0.305, SLG: 0.404	1B 1B		K		3-1		F8		F7	5	0	1	0	0	1	4
Al Oliver, L (1, 3) OBP: 0.387, SLG: 0.531	1-2 1B		6-3 1-2 2-3 1B		1B BB		F9			3	0	2	0	1	0	0
Gary Carter, R (1, 2) OBP: 0.390, SLG: 0.557	F9		6-3 1-2 2-3 3-H		1-2 1B			F8		4	0	1	1	0	0	4
Warren Cromartie, L (1, 9) OBP: 0.334, SLG: 0.388	4-3		1-3		4-3			F8		4	0	0	0	0	0	6
Tim Wallach, R (1, 5) OBP: 0.323, SLG: 0.450		F8		F9		6-3		F7		4	0	0	0	0	0	0
Chris Speier, R (1, 6) OBP: 0.312, SLG: 0.346		K		2B		K			F5	4	0	1	0	0	2	0
Bryan Little, S (1, 4) OBP: 0.333, SLG: 0.308		K		F9		1B			2B	3	0	1	0	0	1	1
Brad Mills, L (9, PH) OBP: 0.300, SLG: 0.319										1	0	1	0	0	0	0
Andre Dawson, R (9, PR) OBP: 0.334, SLG: 0.476										0	0	0	0	0	0	0
Bill Gullickson, R (1, 1) OBP: 0.118, SLG: 0.140			1B 1B 6-3 1B	F7		5-3			1-3	3	1	1	0	0	0	2
Wallace Johnson, S (9, PH) OBP: 0.216, SLG: 0.208										1	0	0	0	0	0	1
Inning Stats	R: 0 E: 0 K: 0 S: 5 H: 2 LOB: 2 BB: 0 P: 5	R: 0 E: 0 K: 2 S: 7 H: 0 LOB: 0 BB: 0 P: 7	R: 1 E: 0 K: 1 S: 8 H: 3 LOB: 2 BB: 0 P: 8	R: 0 E: 0 K: 0 S: 4 H: 1 LOB: 1 BB: 0 P: 4	R: 0 E: 0 K: 0 S: 4 H: 1 LOB: 2 BB: 1 P: 8	R: 0 E: 0 K: 1 S: 6 H: 1 LOB: 1 BB: 0 P: 6	R: 0 E: 0 K: 0 S: 3 H: 0 LOB: 0 BB: 0 P: 3	R: 0 E: 0 K: 0 S: 3 H: 0 LOB: 0 BB: 0 P: 3	R: 0 E: 0 K: 0 S: 4 H: 1 LOB: 2 BB: 1 P: 8	1B: 7 2B: 2 3B: 0 HR: 0 SF: 0 SAC: 0 DP: 0 HBP: 0	WP: 0 PB: 0 SB: 0 CS: 0 PA: 38					

PITCHER		IP	WLS	BF	H	R	ER	SO	BB	IBB	HBP	BLK	WP	HR	S	P	ERA	WHIP
Larry Christenson, R ERA: 3.34	(1, 1)	7.0	W	30	8	1	1	4	1	0	0	0	0	0	37	41	1.29	1.286
Ron Reed, R ERA: 2.6	(8, 1)	1.2		7	1	0	0	0	1	0	0	0	0	0	6	10	0.00	1.200
Tug McGraw, L ERA: 2.57	(9, 1)	0.1	S	1	0	0	0	0	0	0	0	0	0	0	1	1	0.00	0.000

PITCHER	IP	WLS	BF	H	R	ER	SO	BB	IBB	HBP	BLK	WP	HR	S	P	ERA	WHIP

TOP

Montreal Expos @ Philadelphia Phillies

Veterans Stadium, Philadelphia, PA

Mon Aug 02 1982, 7:05 PM EDT

Att. 34,542 - Unknown

livebaseballscorecards.com

AB	36
R	1
H	9
RBI	1
BB	2
SO	4
LOB	18

Batter	1	2	3	4	5	6	7	8	9	AB	R	H	RBI	BB	SO	LOB
Pete Rose, S (1, 3) OBP: 0.339, SLG: 0.347	F8		6-3		F7		F6			4	0	0	0	0	0	0
Ivan De Jesus, R (1, 6) OBP: 0.316, SLG: 0.311	BB		E5 2B		2B SF9 BB		F7			2	1	0	0	2	0	0
Gary Matthews, R (1, 7) OBP: 0.335, SLG: 0.446	F9		1-3 2B		1-3 2B		K			4	0	2	0	0	1	1
Mike Schmidt, R (1, 5) OBP: 0.421, SLG: 0.553	F7		K		IBB			F2		3	0	0	0	1	1	3
Bo Diaz, R (1, 2) OBP: 0.337, SLG: 0.484		K		HR	SF9 3-H			F8		3	1	1	2	0	1	0
George Vukovich, L (1, 9) OBP: 0.321, SLG: 0.401		5-3		F5	K			K		4	0	0	0	0	2	2
Manny Trillo, R (1, 4) OBP: 0.311, SLG: 0.312		1B		5-3		F4				3	0	1	0	0	0	0
Bob Dernier, R (1, 8) OBP: 0.323, SLG: 0.327		F8		1B		5-3				3	0	1	0	0	0	1
Larry Christenson, R (1, 1) OBP: 0.100, SLG: 0.184			K	K		K				3	0	0	0	0	3	1
Ron Reed, R (8, 1) OBP: 0.300, SLG: 0.375										0	0	0	0	0	0	0
Tug McGraw, R (9, 1)										0	0	0	0	0	0	0
Inning Stats	R: 0 E: 0 K: 0 S: 3 H: 0 LOB: 1 BB: 1 P: 7	R: 0 E: 0 K: 1 S: 6 H: 1 LOB: 1 BB: 0 P: 6	R: 0 E: 1 K: 2 S: 9 H: 1 LOB: 2 BB: 0 P: 9	R: 1 E: 0 K: 1 S: 7 H: 2 LOB: 1 BB: 0 P: 7	R: 1 E: 0 K: 1 S: 6 H: 1 LOB: 2 BB: 2 P: 14	R: 0 E: 0 K: 1 S: 5 H: 0 LOB: 0 BB: 0 P: 5	R: 0 E: 0 K: 1 S: 5 H: 0 LOB: 0 BB: 0 P: 5	R: 0 E: 0 K: 1 S: 5 H: 0 LOB: 0 BB: 0 P: 5		1B: 2 2B: 2 3B: 0 HR: 1 SF: 1 SAC: 0 DP: 0 HBP: 0						

PITCHER	IP	WLS	BF	H	R	ER	SO	BB	IBB	HBP	BLK	WP	HR	S	P	ERA	WHIP
Bill Gullickson, R (1, 1) ERA: 3.7	8.0	L	33	5	2	2	8	2	1	0	0	0	1	46	58	2.25	0.875

PITCHER	IP	WLS	BF	H	R	ER	SO	BB	IBB	HBP	BLK	WP	HR	S	P	ERA	WHIP

BOTTOM

Montreal Expos @ Philadelphia Phillies

Veterans Stadium, Philadelphia, PA

Mon Aug 02 1982, 7:05 PM EDT

Att. 34,542 - Unknown

livebaseballscorecards.com

AB	29
R	2
H	5
RBI	2
BB	3
SO	8
LOB	8

Montreal Expos @ Philadelphia Phillies

Veterans Stadium, Philadelphia, PA

Tue Aug 03 1982, 7:05 PM EDT

Att. 34,306 - Unknown

TOP

livebaseballscorecards.com

Batter	1	2	3	4	5	6	7	8	9	AB	R	H	RBI	BB	SO	LOB
Tim Raines, S (1, 7) OBP: 0.366, SLG: 0.367	F8		K			SH1-3, 2B		SH3, 1B		4	1	2	0	0	1	0
Andre Dawson, R (1, 8) OBP: 0.333, SLG: 0.474	F7			F9		SH1-3 2-3		SH3 1-2		2	0	0	0	0	0	0
Al Oliver, L (1, 3) OBP: 0.386, SLG: 0.531	3-1			G3		WP, 1B 3-H		K		4	1	1	1	0	1	1
Gary Carter, R (1, 2) OBP: 0.391, SLG: 0.556		5-3		BLK, BB		2-H, 1B		F7		3	0	1	1	1	0	1
Tim Wallach, R (1, 5) OBP: 0.323, SLG: 0.447		G3, S, 1B		6-3 1-2		F3			4-3	4	0	1	0	0	0	1
Warren Cromartie, L (1, 9) OBP: 0.333, SLG: 0.385		G3 1-3			4-3		FC5-4, BB		1-3	3	0	0	0	1	0	1
Chris Speier, R (1, 6) OBP: 0.311, SLG: 0.345		K			1B		FC5-4 1-2f		6-3	4	0	1	0	0	1	2
Doug Flynn, R (1, 4) OBP: 0.219, SLG: 0.245			F6-3		K		FC5-4 1-2f			3	0	0	0	0	1	2
David Palmer, R (1, 1)			K		1-4-3		4-3			2	0	0	0	0	1	1
Ray Burris, R (6, 1) OBP: 0.333, SLG: 0.286										0	0	0	0	0	0	0
Brad Mills, L (7, PH) OBP: 0.294, SLG: 0.313										1	0	0	0	0	0	1
Jeff Reardon, R (7, 1) OBP: 0.125, SLG: 0.250										0	0	0	0	0	0	0
Inning Stats	R: 0 E: 0 K: 0 S: 3 H: 0 LOB: 0 BB: 0 P: 3	R: 0 E: 0 K: 1 S: 6 H: 1 LOB: 1 BB: 0 P: 6	R: 0 E: 0 K: 2 S: 7 H: 0 LOB: 0 BB: 0 P: 7	R: 0 E: 0 K: 0 S: 3 H: 0 LOB: 1 BB: 1 P: 7	R: 0 E: 0 K: 1 S: 6 H: 1 LOB: 1 BB: 0 P: 6	R: 2 E: 0 K: 0 S: 5 H: 3 LOB: 0 BB: 0 P: 5	R: 0 E: 0 K: 0 S: 3 H: 0 LOB: 1 BB: 1 P: 7	R: 0 E: 0 K: 1 S: 6 H: 1 LOB: 1 BB: 0 P: 6	R: 0 E: 0 K: 0 S: 3 H: 0 LOB: 0 BB: 0 P: 3	1B: 4 2B: 2 3B: 0 HR: 0 SF: 0 SAC: 2 DP: 0 HBP: 0						

	AB	30
	R	2
	H	6
	RBI	2
	BB	2
	SO	5
	LOB	10

WP: 1 PB: 0 SB: 1 CS: 0 PA: 34

PITCHER		IP	WLS	BF	H	R	ER	SO	BB	IBB	HBP	BLK	WP	HR	S	P	ERA	WHIP
Mike Krukow, R ERA: 2.71	(1, 1)	7.1	W	29	6	2	2	4	2	0	0	1	1	0	35	43	2.46	1.091
Sid Monge, L ERA: 3.8	(8, 1)	0.1		1	0	0	0	1	0	0	0	0	0	0	3	3	0.00	0.000
Ron Reed, R ERA: 2.55	(8, 1)	1.1	S	4	0	0	0	0	0	0	0	0	0	0	4	4	0.00	0.000

PITCHER	IP	WLS	BF	H	R	ER	SO	BB	IBB	HBP	BLK	WP	HR	S	P	ERA	WHIP

Batter	1	2	3	4	5	6	7	8	9	AB	R	H	RBI	BB	SO	LOB
Bob Dernier, R (1, 8) OBP: 0.323, SLG: 0.326	F4-3		E5 1B			CS 1B	K			4	0	1	0	0	1	0
Pete Rose, S (1, 3) OBP: 0.342, SLG: 0.351	CS 1B		1-3 1B			E BB G5-3 1B	F4-3			4	1	3	0	0	0	0
Gary Matthews, R (1, 7) OBP: 0.334, SLG: 0.442	6-3		K			E G5-3 BB		K		3	1	0	0	1	2	3
Mike Schmidt, R (1, 5) OBP: 0.419, SLG: 0.548		K		F5-4-3 BB		F4 G5-3 1B		6-3		3	1	0	0	1	1	2
Bo Diaz, R (1, 2) OBP: 0.333, SLG: 0.479		K		F5-4-3		G5-3		F9		4	0	0	2	0	1	2
George Vukovich, L (1, 9) OBP: 0.332, SLG: 0.405		BB		CS 1B		1B IBB				1	0	1	0	2	0	0
Manny Trillo, R (1, 4) OBP: 0.311, SLG: 0.313		G3		CS	5-3	1B				3	0	1	1	0	0	1
Ivan De Jesus, R (1, 6) OBP: 0.314, SLG: 0.308			5-3		K	B2-4				3	0	0	0	0	1	2
Mike Krukow, R (1, 1) OBP: 0.184, SLG: 0.204			F8		K		K			3	0	0	0	0	2	0
Sid Monge, S (8, 1)										0	0	0	0	0	0	0
Ron Reed, R (8, 1) OBP: 0.300, SLG: 0.375										0	0	0	0	0	0	0
Inning Stats	R: 0 E: 0 K: 0 S: 3 H: 1 LOB: 0 BB: 0 P: 3	R: 0 E: 0 K: 2 S: 7 H: 0 LOB: 1 BB: 1 P: 11	R: 0 E: 1 K: 1 S: 7 H: 1 LOB: 2 BB: 0 P: 7	R: 0 E: 0 K: 0 S: 2 H: 1 LOB: 0 BB: 1 P: 6	R: 0 E: 0 K: 2 S: 7 H: 0 LOB: 0 BB: 0 P: 7	R: 3 E: 1 K: 0 S: 6 H: 3 LOB: 2 BB: 2 P: 14	R: 0 E: 0 K: 2 S: 7 H: 0 LOB: 0 BB: 0 P: 7	R: 0 E: 0 K: 1 S: 5 H: 0 LOB: 0 BB: 0 P: 5		1B: 6 2B: 0 3B: 0 HR: 0	SF: 0 SAC: 0 DP: 1 HBP: 0					

PITCHER	IP	WLS	BF	H	R	ER	SO	BB	IBB	HBP	BLK	WP	HR	S	P	ERA	WHIP
David Palmer, R (1, 1) ERA: 3.43	5.2	L	24	5	3	0	5	3	1	0	0	0	0	30	46	0.00	1.412
Ray Burris, R (6, 1) ERA: 4.58	0.1		2	1	0	0	0	0	0	0	0	0	0	2	2	0.00	3.000
Jeff Reardon, R (7, 1) ERA: 1.85	2.0		6	0	0	0	3	0	0	0	0	0	0	12	12	0.00	0.000

PITCHER	IP	WLS	BF	H	R	ER	SO	BB	IBB	HBP	BLK	WP	HR	S	P	ERA	WHIP

BOTTOM

Montreal Expos @ Philadelphia Phillies

Veterans Stadium, Philadelphia, PA

Tue Aug 03 1982, 7:05 PM EDT

Att. 34,306 - Unknown

livebaseballscorecards.com

AB	28
R	3
H	6
RBI	3
BB	4
SO	8
LOB	10

Batter	1	2	3	4	5	6	7	8	9	AB	R	H	RBI	BB	SO	LOB
Tim Raines, S (1, 7) OBP: 0.362, SLG: 0.363	6-3		K		6-3		4-3		F9	5	0	0	0	0	1	1
Jerry White, S (1, 9) Joel Youngblood, R (6, 9) OBP: 0.296, SLG: 0.391 OBP: 0.304, SLG: 0.363	F8			F8	K		FC6-4 1B			3 1	0 0	0 1	0 0	0 0	1 0	0 0
Andre Dawson, R (1, 8) OBP: 0.329, SLG: 0.469	5-3			K	5-3		FC6-4 1-2f			4	0	0	0	0	1	1
Al Oliver, L (1, 3) OBP: 0.390, SLG: 0.532		CS 1B		BB HR 1B		1B 1B F1-2-3 BB		6-3		3	1	2	0	1	0	0
Gary Carter, R (1, 2) OBP: 0.392, SLG: 0.554		K		1-2 HR BB		1-2 1B		F9		3	1	1	0	1	1	1
Tim Wallach, R (1, 5) OBP: 0.324, SLG: 0.464		K 1-2		1-H 2-H HR		F7		HR		4	2	2	4	0	1	3
Chris Speier, R (1, 6) OBP: 0.316, SLG: 0.348			SH3-4 BB	BB 1B		1-2 2-3 1B		F9		3	0	2	0	1	0	0
Doug Flynn, R (1, 4) OBP: 0.219, SLG: 0.243			F4	BB 1-2 BB		F1-2-3 3-H			F9	3	0	0	0	1	0	4
Scott Sanderson, R (1, 1) OBP: 0.205, SLG: 0.216			SH3-4 1-2	F8			P5		5-3	1	0	0	0	0	0	2
Bryan Little, S (7, PH) OBP: 0.313, SLG: 0.286										1	0	0	0	0	0	0
Bryn Smith, R (7, 1)										0	0	0	0	0	0	0
Dan Norman, R (9, PH) OBP: 0.313, SLG: 0.368										1	0	0	0	0	0	0
Inning Stats	R: 0 E: 0 K: 0 S: 3 H: 0 LOB: 0 BB: 0 P: 3	R: 0 E: 0 K: 2 S: 7 H: 1 LOB: 0 BB: 0 P: 7	R: 0 E: 0 K: 1 S: 5 H: 0 LOB: 1 BB: 1 P: 9	R: 3 E: 0 K: 1 S: 8 H: 3 LOB: 2 BB: 2 P: 16	R: 0 E: 0 K: 1 S: 5 H: 0 LOB: 0 BB: 0 P: 5	R: 0 E: 0 K: 0 S: 4 H: 2 LOB: 2 BB: 1 P: 8	R: 0 E: 0 K: 0 S: 4 H: 1 LOB: 1 BB: 0 P: 4	R: 1 E: 0 K: 0 S: 4 H: 1 LOB: 0 BB: 0 P: 4	R: 0 E: 0 K: 0 S: 3 H: 0 LOB: 0 BB: 0 P: 3	1B: 6 2B: 0 3B: 0 HR: 2 SF: 0 SAC: 1 DP: 1 HBP: 0						

PITCHER	IP	WLS	BF	H	R	ER	SO	BB	IBB	HBP	BLK	WP	HR	S	P	ERA	WHIP
Steve Carlton, L (1, 1) ERA: 3.12	9.0	W	37	8	4	4	5	4	0	0	0	0	2	43	59	4.00	1.333

PITCHER	IP	WLS	BF	H	R	ER	SO	BB	IBB	HBP	BLK	WP	HR	S	P	ERA	WHIP

TOP

Montreal Expos @ Philadelphia Phillies

Veterans Stadium, Philadelphia, PA

Wed Aug 04 1982, 7:05 PM EDT

Att. 36,814 - Unknown

livebaseballscorecards.com

AB	32
R	4
H	8
RBI	4
BB	4
SO	5
LOB	12

1B:	6
2B:	0
3B:	0
HR:	2
SF:	0
SAC:	1
DP:	1
HBP:	0

WP:	0
PB:	0
SB:	0
CS:	1
PA:	37

Batter	1	2	3	4	5	6	7	8	9	AB	R	H	RBI	BB	SO	LOB
Bob Dernier, R (1, 8) OBP: 0.322, SLG: 0.326	F6		K			2B 1B	1-3			4	1	1	0	0	1	0
Pete Rose, S (1, 3) OBP: 0.341, SLG: 0.352	G3			F4-3		3-1 1-H 1B 2B	F8			4	1	1	1	0	0	0
Gary Matthews, R (1, 7) OBP: 0.333, SLG: 0.439	L6			F7		BBB 4-0 3-1 1B BB		F9		3	1	0	0	1	0	0
Mike Schmidt, R (1, 5) OBP: 0.417, SLG: 0.544		F8		1B 1B		SSS 0-3 K		6-3		4	1	1	0	0	1	2
Bo Diaz, R (1, 2) OBP: 0.335, SLG: 0.482		2B		1-3 1B 1B		3-1 1-2 2-3		SSS 0-3 K		4	1	2	0	0	1	2
George Vukovich, L (1, 9) OBP: 0.337, SLG: 0.406		F7		2-H 3-H 1B		4-0 1B IBB				2	0	1	2	1	0	1
Manny Trillo, R (1, 4) OBP: 0.311, SLG: 0.313		F7			SSS 0-3 K	1-2 2-H 3-H 1B				3	0	1	2	0	1	1
Ivan De Jesus, R (1, 6) OBP: 0.311, SLG: 0.305			SSS 0-3 K		F9	F9				3	0	0	0	0	1	2
Steve Carlton, L (1, 1) OBP: 0.212, SLG: 0.303			G3		F7		F4-3			3	0	0	0	0	0	0
Inning Stats	R: 0 E: 0 K: 0 S: 3 H: 0 LOB: 0 BB: 0 P: 3	R: 0 E: 0 K: 0 S: 4 H: 1 LOB: 1 BB: 0 P: 4	R: 0 E: 0 K: 2 S: 7 H: 0 LOB: 0 BB: 0 P: 7	R: 2 E: 0 K: 0 S: 5 H: 3 LOB: 1 BB: 0 P: 5	R: 0 E: 0 K: 1 S: 5 H: 0 LOB: 0 BB: 0 P: 5	R: 3 E: 0 K: 1 S: 8 H: 3 LOB: 2 BB: 2 P: 16	R: 0 E: 0 K: 0 S: 3 H: 0 LOB: 0 BB: 0 P: 3	R: 0 E: 0 K: 1 S: 5 H: 0 LOB: 0 BB: 0 P: 5		1B: 5 2B: 2 3B: 0 HR: 0	SF: 0 SAC: 0 DP: 0 HBP: 0					

PITCHER		IP	WLS	BF	H	R	ER	SO	BB	IBB	HBP	BLK	WP	HR	S	P	ERA	WHIP
Scott Sanderson, R ERA: 3.21	(1, 1)	6.0	L	26	7	5	5	4	1	1	0	0	0	0	32	40	7.50	1.333
Bryn Smith, R ERA: 3.98	(7, 1)	2.0		6	0	0	0	1	0	0	0	0	0	0	8	8	0.00	0.000

PITCHER	IP	WLS	BF	H	R	ER	SO	BB	IBB	HBP	BLK	WP	HR	S	P	ERA	WHIP

BOTTOM

Montreal Expos @ Philadelphia Phillies

Veterans Stadium, Philadelphia, PA

Wed Aug 04 1982, 7:05 PM EDT

Att. 36,814 - Unknown

livebaseballscorecards.com

AB	30
R	5
H	7
RBI	5
BB	2
SO	5
LOB	8

Batter	1	2	3	4	5	6	7	8	9	AB	R	H	RBI	BB	SO	LOB
Tim Raines, S (1, 7) OBP: 0.368, SLG: 0.369	S S S 0-3 ① K		x 0-0 S 1B 1B	x 0-0 1-2 1B		x 0-0 S 1-3 1B 1B		x 0-0 F8 1B HR 1B	x 0-0 WP 1B	6	3	5	0	0	1	0
Joel Youngblood, R (1, 9) OBP: 0.315, SLG: 0.370	B B B B 4-0 E S BB		x 0-0 1B 1-H 1B 1B	S S S 0-3 ① ② K2-5 2-3f		x 0-0 1B 1-H 3-H 1B		x 0-0 F8 1-2 HR 1B	S S S 0-3 ② K	5	2	3	3	1	2	3
Andre Dawson, R (1, 8) OBP: 0.329, SLG: 0.467	S S S 0-3 ② K 1-3		x 0-0 S 1-3 1B 1B	x 0-0 ③ 5-3		x 0-0 FC6-4 1-2 1B		x 0-0 ① F7	x 0-0 ③ 5-3 1-2	6	1	2	0	0	1	5
Al Oliver, L (1, 3) OBP: 0.385, SLG: 0.525 Warren Cromartie, L (9, 3) OBP: 0.333, SLG: 0.385	S S S 0-3 ③ K		x 0-0 ① F9 1-2		x 0-0 ① 6-3	x 0-0 ② F8		x 0-0 ② F8 1-2 2-3		5 0	0 0	0 0	0 0	0 0	1 0	7 0
Gary Carter, R (1, 2) OBP: 0.392, SLG: 0.550 Tim Blackwell, S (9, 2) OBP: 0.235, SLG: 0.226		x 0-0 ① F3	x 0-0 1-3 2-H 3-H 1B		x 0-0 ② 5-3	x 0-0 ③ FC6-4 1-2f		B B B B 4-0 HR BB		4 0	1 0	1 0	2 0	1 0	0 0	2 0
Tim Wallach, R (1, 5) OBP: 0.330, SLG: 0.475		x 0-0 1B 1B	x 0-0 ② 1-3 1-2		B B B B 4-0 BB		x 0-0 G6-4-3 1B	x 0-0 1-H 2-H 3-H HR		4	1	3	4	1	0	1
Chris Speier, R (1, 6) OBP: 0.317, SLG: 0.347 Bryan Little, S (9, 6) OBP: 0.313, SLG: 0.286		x 0-0 ② F8	B B B B 4-0 BB		x 0-0 ③ 1-3		x 0-0 ① ② G6-4-3 1-2f	x 0-0 1B		4 0	0 0	1 0	0 0	1 0	0 0	3 0
Doug Flynn, R (1, 4) OBP: 0.222, SLG: 0.246		x 0-0 1-2 1B	S S S 0-3 ③ K			x 0-0 ① F9	x 0-0 FC6 1B	x 0-0 ③ F8		5	0	2	0	0	1	3
Charlie Lea, R (1, 1) OBP: 0.209, SLG: 0.150 Wallace Johnson, S (6, PH) OBP: 0.231, SLG: 0.208 Bryn Smith, R (6, 1)		S S S 0-3 ③ K		x 0-0 K2-5 1B 1B		B B B B 4-0 1B 1B BB	x 0-0 ③ FC6 1-2f		x 0-0 ① 6-3	2 0 2	0 1 0	1 0 0	0 0 0	0 1 0	1 0 0	2 0 1
Inning Stats	R: 0 E: 0 K: 3 S: 9 H: 0 LOB: 1 BB: 1 P: 13	R: 0 E: 0 K: 1 S: 7 H: 2 LOB: 2 BB: 0 P: 7	R: 3 E: 0 K: 1 S: 9 H: 4 LOB: 2 BB: 1 P: 13	R: 0 E: 0 K: 1 S: 6 H: 2 LOB: 1 BB: 0 P: 6	R: 0 E: 0 K: 0 S: 3 H: 0 LOB: 1 BB: 1 P: 7	R: 2 E: 0 K: 0 S: 6 H: 3 LOB: 2 BB: 1 P: 10	R: 0 E: 0 K: 0 S: 4 H: 2 LOB: 1 BB: 0 P: 4	R: 4 E: 0 K: 0 S: 7 H: 4 LOB: 1 BB: 1 P: 11	R: 0 E: 0 K: 1 S: 6 H: 1 LOB: 1 BB: 0 P: 6	1B: 17 2B: 1 3B: 0 HR: 1 SF: 0 SAC: 0 DP: 2 HBP: 0						

PITCHER	IP	WLS	BF	H	R	ER	SO	BB	IBB	HBP	BLK	WP	HR	S	P	ERA	WHIP
Marty Bystrom, R (1, 1) ERA: 4.24	2.1	L	14	6	3	3	4	1	0	0	0	0	0	21	25	11.57	3.000
Ed Farmer, R (3, 1) ERA: 6.33	2.2		11	2	0	0	2	2	0	0	0	0	0	13	21	0.00	1.500
Porfi Altamirano, R (6, 1) ERA: 4.68	2.0		11	5	2	2	0	1	0	0	0	0	0	10	14	9.00	3.000
Sparky Lyle, L (8, 1) ERA: 4.63	1.1		10	5	4	4	0	1	0	0	0	0	1	9	13	27.00	4.500
Sid Monge, L (9, 1) ERA: 3.74	0.2		2	0	0	0	1	0	0	0	0	1	0	4	4	0.00	0.000

PITCHER	IP	WLS	BF	H	R	ER	SO	BB	IBB	HBP	BLK	WP	HR	S	P	ERA	WHIP

TOP

Montreal Expos @ Philadelphia Phillies

Veterans Stadium, Philadelphia, PA

Thu Aug 05 1982, 3:33 AM EDT

Att. 52,327 - Unknown

livebaseballscorecards.com

AB	43
R	9
H	18
RBI	9
BB	5
SO	7
LOB	27

WP: 1 PA: 48
PB: 0
SB: 4
CS: 0

Batter	1	2	3	4	5	6	7	8	9	AB	R	H	RBI	BB	SO	LOB
Bob Dernier, R (1, 8) OBP: 0.321, SLG: 0.325	F9		K		FC6-4 1-2 1B			6-3		4	0	1	0	0	1	2
Pete Rose, S (1, 3) OBP: 0.341, SLG: 0.354	F4-3		K		FC6-4 1-2f			1B SF7 2B		4	1	1	0	0	1	4
Gary Matthews, R (1, 7) OBP: 0.333, SLG: 0.437	F8			K		5-3		2-3 1B		4	0	1	0	0	1	0
Mike Schmidt, R (1, 5) OBP: 0.421, SLG: 0.557		BB CS		HR		FC6-4 1B		SF7 3-H		2	1	2	2	1	0	0
Dave Roberts, R (9, 5) OBP: 0.233, SLG: 0.214										0	0	0	0	0	0	0
George Vukovich, L (1, 9) OBP: 0.330, SLG: 0.397		F5		F5		FC6-4 1-2f		F7		4	0	0	0	0	0	3
Ozzie Virgil, R (1, 2) OBP: 0.313, SLG: 0.349		F8 1-2		5-3		F6			6-3	4	0	0	0	0	0	2
Manny Trillo, R (1, 4) OBP: 0.314, SLG: 0.316			1B 1B		FC1-6 1B				5-3	3	0	2	0	0	1	0
Luis Aguayo, R (8, 4) OBP: 0.263, SLG: 0.371										1	0	0	0	0	0	0
Ivan De Jesus, R (1, 6) OBP: 0.312, SLG: 0.306			1-2 1B		FC1-6 1B 1-2f				K	3	0	1	0	0	1	1
Bill Robinson, R (9, PH) OBP: 0.276, SLG: 0.407										1	0	0	0	0	1	0
Marty Bystrom, R (1, 1) OBP: 0.154, SLG: 0.167			K		K					0	0	0	0	0	0	0
Ed Farmer, R (3, 1)										1	0	0	0	0	1	2
Garry Maddox, R (5, PH) OBP: 0.298, SLG: 0.416										1	0	0	0	0	1	1
Porfi Altamirano, R (6, 1) OBP: 0.250, SLG: 0.250										0	0	0	0	0	0	0
Greg Gross, L (7, PH) OBP: 0.371, SLG: 0.326										1	0	0	0	0	1	0
Sparky Lyle, L (8, 1) OBP: 0.667, SLG: 0.500										0	0	0	0	0	0	0
Sid Monge, S (9, 1)										0	0	0	0	0	0	0
Inning Stats	R: 0 E: 0 K: 0 S: 3 H: 0 LOB: 0 BB: 0 P: 3	R: 0 E: 0 K: 0 S: 2 H: 0 LOB: 0 BB: 1 P: 6	R: 0 E: 0 K: 3 S: 11 H: 2 LOB: 2 BB: 0 P: 11	R: 1 E: 0 K: 1 S: 6 H: 1 LOB: 0 BB: 0 P: 6	R: 0 E: 0 K: 1 S: 7 H: 2 LOB: 2 BB: 0 P: 7	R: 0 E: 0 K: 0 S: 4 H: 1 LOB: 1 BB: 0 P: 4	R: 0 E: 0 K: 3 S: 9 H: 0 LOB: 0 BB: 0 P: 9	R: 1 E: 0 K: 0 S: 5 H: 2 LOB: 1 BB: 0 P: 5	R: 0 E: 0 K: 1 S: 5 H: 0 LOB: 0 BB: 0 P: 5	1B: 6 2B: 1 3B: 0 HR: 1 SF: 1 SAC: 0 DP: 0 HBP: 0	WP: 0 PB: 0 SB: 0 CS: 1 PA: 35					

PITCHER	IP	WLS	BF	H	R	ER	SO	BB	IBB	HBP	BLK	WP	HR	S	P	ERA	WHIP
Charlie Lea, R (1, 1) ERA: 3.4	5.0	W	20	5	1	1	5	1	0	0	0	0	1	29	33	1.80	1.200
Bryn Smith, R (6, 1) ERA: 3.79	4.0	S	15	3	1	1	4	0	0	0	0	0	0	23	23	2.25	0.750

PITCHER	IP	WLS	BF	H	R	ER	SO	BB	IBB	HBP	BLK	WP	HR	S	P	ERA	WHIP

BOTTOM

Montreal Expos @ Philadelphia Phillies

Veterans Stadium, Philadelphia, PA

Thu Aug 05 1982, 3:33 AM EDT

Att. 52,327 - Unknown

livebaseballscorecards.com

AB	33
R	2
H	8
RBI	2
BB	1
SO	9
LOB	15

Philadelphia Phillies @ Chicago Cubs

Wrigley Field, Chicago, IL

Fri Aug 06 1982, 3:33 AM CDT

Att. 17,163 - Unknown

TOP

livebaseballscorecards.com

Batter	1	2	3	4	5	6	7	8	9	AB	R	H	RBI	BB	SO	LOB
Greg Gross, L (1, 9) (8, 8) OBP: 0.366, SLG: 0.322	S 4-3 1B 1B		E1 4-3	G4-6-3 1-2f			4-3			4	0	1	0	0	0	3
Pete Rose, S (1, 3) OBP: 0.340, SLG: 0.353	4-3 1-2		4-3 1-2		1-3			BB 1B		4	0	1	0	0	0	2
Gary Matthews, R (1, 7) OBP: 0.332, SLG: 0.435	HR 2-H 1B		K		6-3			K		4	1	1	0	0	2	2
Mike Schmidt, R (1, 5) OBP: 0.422, SLG: 0.564	HR 2-H		IBB		K			K		3	1	1	2	1	2	1
Bo Diaz, R (1, 2) OBP: 0.337, SLG: 0.481	1B		F7			F8		FC6-4 1-2 BB		3	0	1	0	1	0	2
Garry Maddox, R (1, 8) OBP: 0.297, SLG: 0.418	F7			1B 2B		6-3		FC6-4 1-2f		4	0	1	0	0	0	3
Sid Monge, S (8, 1)										0	0	0	0	0	0	0
Manny Trillo, R (1, 4) OBP: 0.314, SLG: 0.315		F9		SH 2-3 1B		L9			F9	4	0	1	0	0	0	0
Ivan De Jesus, R (1, 6) OBP: 0.308, SLG: 0.302		F3	K				F7		F9	4	0	0	0	0	1	2
Dick Ruthven, R (1, 1) OBP: 0.102, SLG: 0.125		P6	SH G4-6-3 1-2				4-3		P3	1	0	0	0	0	0	0
Ozzie Virgil, R (7, PH) OBP: 0.306, SLG: 0.341										1	0	0	0	0	0	0
Ron Reed, R (7, 1) OBP: 0.300, SLG: 0.375										0	0	0	0	0	0	0
George Vukovich, L (8, 9) OBP: 0.328, SLG: 0.394										1	0	0	0	0	0	0

	AB	33
	R	2
	H	7
	RBI	2
	BB	2
	SO	5
	LOB	15

Inning Stats	1	2	3	4	5	6	7	8	9
	R: 2 E: 0 K: 0 S: 6 H: 4 LOB: 1 BB: 0 P: 6	R: 0 E: 0 K: 0 S: 3 H: 0 LOB: 0 BB: 0 P: 3	R: 0 E: 1 K: 1 S: 6 H: 0 LOB: 2 BB: 1 P: 10	R: 0 E: 1 K: 1 S: 7 H: 2 LOB: 2 BB: 0 P: 7	R: 0 E: 0 K: 1 S: 5 H: 0 LOB: 0 BB: 0 P: 5	R: 0 E: 0 K: 0 S: 3 H: 0 LOB: 0 BB: 0 P: 3	R: 0 E: 0 K: 0 S: 3 H: 0 LOB: 0 BB: 0 P: 3	R: 0 E: 0 K: 2 S: 8 H: 1 LOB: 2 BB: 1 P: 12	R: 0 E: 0 K: 0 S: 3 H: 0 LOB: 0 BB: 0 P: 3

	1B: 5	SF: 0	WP: 0	PA: 36
	2B: 1	SAC: 1	PB: 0	
	3B: 0	DP: 1	SB: 1	
	HR: 1	HBP: 0	CS: 0	

PITCHER		IP	WLS	BF	H	R	ER	SO	BB	IBB	HBP	BLK	WP	HR	S	P	ERA	WHIP
Allen Ripley, R ERA: 4.07	(1, 1)	7.0	W	28	6	2	2	3	0	1	0	0	0	1	33	37	2.57	0.857
Lee Smith, R ERA: 3.22	(8, 1)	2.0	S	8	1	0	0	2	1	0	0	0	0	0	11	15	0.00	1.000

PITCHER		IP	WLS	BF	H	R	ER	SO	BB	IBB	HBP	BLK	WP	HR	S	P	ERA	WHIP

Batter	1	2	3	4	5	6	7	8	9	AB	R	H	RBI	BB	SO	LOB
23 Ryne Sandberg, R (1, 5) OBP: 0.301, SLG: 0.352	SH5-3 S 4-3 1B		1-H 2B			4-3 S HR 1B		SH1-3 1-2		3	2	3	1	0	0	0
Larry Bowa, S (1, 6) OBP: 0.301, SLG: 0.314	SH5-3 1-3		P6			4-3 1-3		1-3 2-3		3	0	0	0	0	0	3
Bill Buckner, L (1, 3) OBP: 0.324, SLG: 0.384	4-3 3-H		L6			HR 3-H		6-3		4	1	1	3	0	0	2
Leon Durham, L (1, 8) (8, 9) OBP: 0.379, SLG: 0.516	3-1			1B		P4				3	0	1	0	0	0	0
Jody Davis, R (1, 2) OBP: 0.297, SLG: 0.379		K		6-3		F7				3	0	0	0	0	1	0
Jay Johnstone, L (1, 9) (8, 7) OBP: 0.351, SLG: 0.406		K		F8			4-3			3	0	0	0	0	1	0
Steve Henderson, R (1, 7) OBP: 0.287, SLG: 0.280 Lee Smith, R (8, 1) OBP: 0.125, SLG: 0.267		K			K		F9			3 0	0 0	0 0	0 0	0 0	2 0	0 0
Junior Kennedy, R (1, 4) OBP: 0.299, SLG: 0.287			E6 23 2B		B3-6-4 1B		6-3			3	1	1	0	0	0	0
Allen Ripley, R (1, 1) OBP: 0.136, SLG: 0.136 Gary Woods, R (8, 8) OBP: 0.333, SLG: 0.396			K		B3-6-4 1-2f			1-3 23 SH1-3 1B		2 1	0 0	0 1	0 0	0 0	1 0	2 0
Inning Stats	R: 1 H: 1 E: 0 LOB: 0 K: 0 BB: 0 S: 4 P: 4	R: 0 H: 0 E: 0 LOB: 0 K: 3 BB: 0 S: 9 P: 9	R: 1 H: 1 E: 1 LOB: 1 K: 1 BB: 0 S: 7 P: 7	R: 0 H: 1 E: 0 LOB: 0 K: 0 BB: 0 S: 3 P: 3	R: 0 H: 1 E: 0 LOB: 0 K: 1 BB: 0 S: 5 P: 5	R: 2 H: 2 E: 0 LOB: 0 K: 0 BB: 0 S: 5 P: 5	R: 0 H: 0 E: 0 LOB: 0 K: 0 BB: 0 S: 3 P: 3	R: 0 H: 1 E: 0 LOB: 1 K: 0 BB: 0 S: 4 P: 4		1B: 5 SF: 0 2B: 1 SAC: 2 3B: 0 DP: 1 HR: 1 HBP: 0						

PITCHER		IP	WLS	BF	H	R	ER	SO	BB	IBB	HBP	BLK	WP	HR	S	P	ERA	WHIP
Dick Ruthven, R ERA: 3.37	(1, 1)	6.0	L	23	6	4	3	5	0	0	0	0	0	1	33	33	4.50	1.000
Ron Reed, R ERA: 2.49	(7, 1)	1.2		6	1	0	0	0	0	0	0	0	0	0	6	6	0.00	0.600
Sid Monge, L ERA: 3.71	(8, 1)	0.1		1	0	0	0	0	0	0	0	0	0	0	1	1	0.00	0.000

PITCHER	IP	WLS	BF	H	R	ER	SO	BB	IBB	HBP	BLK	WP	HR	S	P	ERA	WHIP

BOTTOM

Philadelphia Phillies @ Chicago Cubs

Wrigley Field, Chicago, IL

Fri Aug 06 1982, 3:33 AM CDT

Att. 17,163 - Unknown

livebaseballscorecards.com

AB	28
R	4
H	7
RBI	4
BB	0
SO	5
LOB	7

WP: 0 PA: 30
PB: 0
SB: 2
CS: 0

Batter	1	2	3	4	5	6	7	8	9	AB	R	H	RBI	BB	SO	LOB
Bob Dernier, R (1, 8) OBP: 0.318, SLG: 0.321	SSS 0-3 ① K		SSS 0-3 ③ K			x 0-0 ① L6		x 0-0 ① 5-3		4	0	0	0	0	2	0
Pete Rose, S (1, 3) OBP: 0.341, SLG: 0.354	x 0-0 ② L8			x 0-0 1B		x 0-0 BB 1B		x 0-0 ② F7		4	0	2	0	0	0	0
Gary Matthews, R (1, 7) OBP: 0.331, SLG: 0.441	x 0-0 HR			x 0-0 ① F9		x 0-0 ② L7		x 0-0 ③ F8		4	1	1	1	0	0	2
Mike Schmidt, R (1, 5) OBP: 0.422, SLG: 0.571	x 0-0 ③ 6-3			SSS 0-3 ② K		BBBB 4-0 FC4-6 1-2 BB			x 0-0 HR	3	1	1	1	1	1	1
Bo Diaz, R (1, 2) OBP: 0.336, SLG: 0.478 Luis Aguayo, R (9, PR) OBP: 0.263, SLG: 0.371		x 0-0 ① L9		x 0-0 ③ 1-3		x 0-0 ③ FC4-6 1-2f			x 0-0 G4-3 1B	4 0	0 0	1 0	0 0	0 0	0 0	3 0
George Vukovich, L (1, 9) OBP: 0.327, SLG: 0.391		x 0-0 ② 4-3			x 0-0 ① 4-3		x 0-0 SH3-4 1B		x 0-0 ① F8	4	0	1	0	0	0	1
Manny Trillo, R (1, 4) OBP: 0.314, SLG: 0.313		x 0-0 ③ 5-3			BBBB 4-0 CS BB		x 0-0 ① SH3-4 1-2		x 0-0 ②③ G4-3 1-2f	2	0	0	0	1	0	1
Ivan De Jesus, R (1, 6) OBP: 0.309, SLG: 0.301			x 0-0 ① F9		BBBB 4-0 ② 1-2 BB		x 0-0 ② 6-3			2	0	0	0	1	0	1
Larry Christenson, R (1, 1) OBP: 0.094, SLG: 0.173 Tug McGraw, R (8, 1) Ron Reed, R (8, 1) OBP: 0.300, SLG: 0.375			SSS 0-3 ② K		SSS 0-3 ③ K		SSS 0-3 ③ K			3 0 0	0 0 0	0 0 0	0 0 0	0 0 0	3 0 0	2 0 0
Inning Stats	R: 1 H: 1 E: 0 LOB: 0 K: 1 BB: 0 S: 6 P: 6	R: 0 H: 0 E: 0 LOB: 0 K: 0 BB: 0 S: 3 P: 3	R: 0 H: 0 E: 0 LOB: 0 K: 2 BB: 0 S: 7 P: 7	R: 0 H: 1 E: 0 LOB: 1 K: 1 BB: 0 S: 6 P: 6	R: 0 H: 0 E: 0 LOB: 1 K: 1 BB: 2 S: 4 P: 12	R: 0 H: 1 E: 0 LOB: 2 K: 0 BB: 1 S: 4 P: 8	R: 0 H: 1 E: 0 LOB: 1 K: 1 BB: 0 S: 6 P: 6	R: 0 H: 0 E: 0 LOB: 0 K: 0 BB: 0 S: 3 P: 3	R: 1 H: 2 E: 0 LOB: 1 K: 0 BB: 0 S: 4 P: 4	1B: 4 SF: 0 2B: 0 SAC: 1 3B: 0 DP: 1 HR: 2 HBP: 0						WP: 0 PA: 34 PB: 0 SB: 0 CS: 1

TOP

Philadelphia Phillies @ Chicago Cubs

Wrigley Field, Chicago, IL

Sat Aug 07 1982, 3:33 AM CDT

Att. 25,871 - Unknown

livebaseballscorecards.com

AB	30
R	2
H	6
RBI	2
BB	3
SO	6
LOB	11

PITCHER		IP	WLS	BF	H	R	ER	SO	BB	IBB	HBP	BLK	WP	HR	S	P	ERA	WHIP
Dickie Noles, R ERA: 3.91	(1, 1)	8.0	W	30	4	1	1	6	3	0	0	0	0	1	39	51	1.12	0.875
Lee Smith, R ERA: 3.29	(9, 1)	1.0	S	4	2	1	1	0	0	0	0	0	0	1	4	4	9.00	2.000

PITCHER	IP	WLS	BF	H	R	ER	SO	BB	IBB	HBP	BLK	WP	HR	S	P	ERA	WHIP

Batter	1	2	3	4	5	6	7	8	9	AB	R	H	RBI	BB	SO	LOB
23 Ryne Sandberg, R (1, 5) OBP: 0.305, SLG: 0.355	0-0 1B FC4-6 1B		0-0 CS 1B			0-0 ① L7		4-0 1B IBB		3	1	2	0	1	0	0
Larry Bowa, S (1, 6) OBP: 0.298, SLG: 0.310	0-0 ① P6		0-0 ②③ P4 1-2			0-0 ② F9		0-3 ② K		4	0	0	0	0	1	5
Bill Buckner, L (1, 3) OBP: 0.326, SLG: 0.385	0-0 FC4-6 1B 1-3			0-0 ① F8		0-0 ③ F9		0-0 BB 1B 1-3 2-H 3-H		4	0	2	2	0	0	0
Leon Durham, L (1, 8) (9, 9) OBP: 0.378, SLG: 0.512	0-0 ② FC4-6 1-2f 3-H			0-3 ② K			0-0 ① F7	4-0 BB 1-2		3	0	0	1	1	1	1
Jody Davis, R (1, 2) OBP: 0.296, SLG: 0.378	0-3 ③ K			0-0 1B			0-0 ② F8	0-0 ③ 4-3		4	0	1	0	0	1	4
Jay Johnstone, L (1, 9) (9, 7) OBP: 0.346, SLG: 0.399		0-3 ① K		0-0 ③ F7			0-0 ③ P6			3	0	0	0	0	1	1
Steve Henderson, R (1, 7) OBP: 0.283, SLG: 0.274		0-0 ② 4-3			0-0 ① 5-3			0-0 ① 6-3		3	0	0	0	0	0	0
Gary Woods, R (9, 8) OBP: 0.333, SLG: 0.396										0	0	0	0	0	0	0
Junior Kennedy, R (1, 4) OBP: 0.300, SLG: 0.288		0-0 ③ F9			0-0 ② F8			0-0 2B 1B 1B		3	1	1	0	0	0	0
Dickie Noles, R (1, 1) OBP: 0.125, SLG: 0.158			0-3 ① K		0-3 ③ K			0-0 1-3 1B 2B		2	0	0	0	0	2	0
Scot Thompson, L (8, PH) OBP: 0.387, SLG: 0.357										1	1	1	0	0	0	0
Lee Smith, R (9, 1) OBP: 0.125, SLG: 0.267										0	0	0	0	0	0	0
Inning Stats	R: 1 H: 2 E: 0 LOB: 1 K: 1 BB: 0 S: 7 P: 7	R: 0 H: 0 E: 0 LOB: 0 K: 1 BB: 0 S: 5 P: 5	R: 0 H: 1 E: 0 LOB: 0 K: 1 BB: 0 S: 5 P: 5	R: 0 H: 1 E: 0 LOB: 1 K: 1 BB: 0 S: 6 P: 6	R: 0 H: 0 E: 0 LOB: 0 K: 1 BB: 0 S: 5 P: 5	R: 0 H: 0 E: 0 LOB: 0 K: 0 BB: 0 S: 3 P: 3	R: 0 H: 0 E: 0 LOB: 0 K: 0 BB: 0 S: 3 P: 3	R: 2 H: 3 E: 0 LOB: 3 K: 1 BB: 2 S: 8 P: 16		1B: 6 SF: 0 2B: 1 SAC: 0 3B: 0 DP: 0 HR: 0 HBP: 0						

PITCHER		IP	WLS	BF	H	R	ER	SO	BB	IBB	HBP	BLK	WP	HR	S	P	ERA	WHIP
Larry Christenson, R ERA: 3.35	(1, 1)	7.2	L	29	6	3	3	6	0	1	0	0	0	0	40	44	3.52	0.783
Tug McGraw, L ERA: 2.57	(8, 1)	0.0		2	1	0	0	0	1	0	0	0	0	0	1	5	∞	∞
Ron Reed, R ERA: 2.48	(8, 1)	0.1		1	0	0	0	0	0	0	0	0	0	0	1	1	0.00	0.000

PITCHER	IP	WLS	BF	H	R	ER	SO	BB	IBB	HBP	BLK	WP	HR	S	P	ERA	WHIP

BOTTOM

Philadelphia Phillies @ Chicago Cubs

Wrigley Field, Chicago, IL

Sat Aug 07 1982, 3:33 AM CDT

Att. 25,871 - Unknown

livebaseballscorecards.com

AB	30
R	3
H	7
RBI	3
BB	2
SO	6
LOB	11

WP: 0 PA: 32
PB: 0
SB: 0
CS: 1

Batter	1	2	3	4	5	6	7	8	9	AB	R	H	RBI	BB	SO	LOB
Pete Rose, S (1, 3) OBP: 0.342, SLG: 0.354	L7		SH5-4, 1B; 1-2	F8			SH1-4, 1B	6-3		5	2	2	0	0	0	1
Manny Trillo, R (1, 4) OBP: 0.311, SLG: 0.311	6-3		SH5-4; 1-2, 2-3	4-3			SH1-4; 1-2		K	3	0	0	0	0	1	0
Gary Matthews, R (1, 7) OBP: 0.336, SLG: 0.443	BB		1B; 2-H, 3-H		5-3		BB, 1B		1B	3	1	2	2	2	0	0
Mike Schmidt, R (1, 5) OBP: 0.422, SLG: 0.567	BB; 1-2		1B, 1B; 2-H		K		F8		K	4	1	1	1	1	2	3
Bo Diaz, R (1, 2) OBP: 0.339, SLG: 0.480	K		1B; 1-3		K		FC5-4; 1-3, 2-H		1B; 1-3	5	0	3	1	0	2	2
Garry Maddox, R (1, 8) OBP: 0.291, SLG: 0.409 Bob Dernier, R (7, 8) OBP: 0.318, SLG: 0.321 Bill Robinson, R (9, PH) OBP: 0.274, SLG: 0.404		L7	K			5-3	FC5-4; 1-2f		K	4 0 1	0 0 0	0 0 0	0 0 0	0 0 0	1 0 1	4 0 2
George Vukovich, L (1, 9) OBP: 0.330, SLG: 0.393		3-1	1B; 1-3, 3-H			FC5-4, 1B		E4, SH3-4		4	0	2	1	0	0	0
Ivan De Jesus, R (1, 6) OBP: 0.306, SLG: 0.298		6-3	1-3			FC5-4; 1-2f		SH3-4; 1-2		3	0	0	0	0	0	3
Mike Krukow, R (1, 1) OBP: 0.192, SLG: 0.212 Ron Reed, R (6, 1) OBP: 0.300, SLG: 0.375 Sid Monge, S (7, 1) Greg Gross, L (8, PH) OBP: 0.363, SLG: 0.319 Tug McGraw, R (8, 1)			SH5-4, 1B, 1B	6-3			K	F9		3 0 0 1 0	1 0 0 0 0	1 0 0 0 0	0 0 0 0 0	0 0 0 0 0	1 0 0 1 0	1 0 0 1 0

TOP

Philadelphia Phillies @ Chicago Cubs

Wrigley Field, Chicago, IL

Sun Aug 08 1982, 3:33 AM CDT

Att. 28,279 - Unknown

livebaseballscorecards.com

AB	36
R	5
H	11
RBI	5
BB	3
SO	8
LOB	17

Inning Stats	1	2	3	4	5	6	7	8	9	1B	SF	WP	PA
	R: 0 E: 0 K: 1 S: 5	R: 0 E: 0 K: 0 S: 3	R: 4 E: 0 K: 1 S: 11	R: 0 E: 0 K: 0 S: 3	R: 0 E: 0 K: 2 S: 7	R: 0 E: 0 K: 1 S: 6	R: 1 E: 0 K: 0 S: 5	R: 0 E: 1 K: 0 S: 4	R: 0 E: 0 K: 3 S: 11	11	0	0	42
	H: 0 LOB: 2 BB: 2 P: 13	H: 0 LOB: 0 BB: 0 P: 3	H: 6 LOB: 2 BB: 0 P: 11	H: 0 LOB: 0 BB: 0 P: 3	H: 0 LOB: 0 BB: 0 P: 7	H: 1 LOB: 1 BB: 0 P: 6	H: 2 LOB: 2 BB: 1 P: 9	H: 0 LOB: 1 BB: 0 P: 4	H: 2 LOB: 2 BB: 0 P: 11	2B: 0 3B: 0 HR: 0	SAC: 3 DP: 0 HBP: 0	PB: 0 SB: 0 CS: 0	

PITCHER		IP	WLS	BF	H	R	ER	SO	BB	IBB	HBP	BLK	WP	HR	S	P	ERA	WHIP
Doug Bird, R ERA: 4.54	(1, 1)	2.1		14	5	4	4	1	2	0	0	0	0	0	14	22	15.43	3.000
Mike Proly, R ERA: 2.06	(3, 1)	2.2		9	1	0	0	3	0	0	0	0	0	0	15	15	0.00	0.375
Bill Campbell, R ERA: 4.64	(6, 1)	1.2		9	3	1	1	1	1	0	0	0	0	0	10	14	5.40	2.400
Dick Tidrow, R ERA: 3.73	(7, 1)	1.1	W	5	0	0	0	0	0	0	0	0	0	0	5	5	0.00	0.000
Lee Smith, R ERA: 3.25	(9, 1)	1.0	S	5	2	0	0	3	0	0	0	0	0	0	11	11	0.00	2.000

PITCHER		IP	WLS	BF	H	R	ER	SO	BB	IBB	HBP	BLK	WP	HR	S	P	ERA	WHIP

BOTTOM

Philadelphia Phillies @ Chicago Cubs

Wrigley Field, Chicago, IL

Sun Aug 08 1982, 3:33 AM CDT

Att. 28,279 - Unknown

Batter	1	2	3	4	5	6	7	8	9	AB	R	H	RBI	BB	SO	LOB
23 Ryne Sandberg, R (1, 5) OBP: 0.307, SLG: 0.363	6-3		F8			E HR 2B	SH3 1-2	1-H 2-H 3B		4	1	2	2	0	0	0
Larry Bowa, S (1, 6) OBP: 0.294, SLG: 0.306	F9			K2-3		L9	6-3	F8		5	0	0	0	0	1	3
Bill Buckner, L (1, 3) OBP: 0.325, SLG: 0.383	L3			4-3 1B		E3 HR 2-3	F8			4	1	1	0	0	0	2
Jay Johnstone, L (1, 9) OBP: 0.354, SLG: 0.438		BBBB 1-4-3 BB		4-3 1-2		1-H 3-H HR		HR		3	2	2	4	1	0	1
Jody Davis, R (1, 2) OBP: 0.296, SLG: 0.376		SSS K		L8		SSS K		SH3-4 1B 1B		4	1	1	0	0	2	2
Gary Woods, R (1, 8) OBP: 0.333, SLG: 0.393		1-4-3 1-2			SSS K	BBBB 3B BB		SH3-4 1-2		2	1	0	0	1	1	1
Steve Henderson, R (1, 7) OBP: 0.289, SLG: 0.299		F4			PB 2B	1-H 3B		23 3B 1B IBB		3	0	2	1	0	0	1
Dick Tidrow, R (7, 1)										0	0	0	0	0	0	0
Keith Moreland, R (8, PH) OBP: 0.328, SLG: 0.409										0	1	0	0	1	0	0
Lee Smith, R (9, 1) OBP: 0.125, SLG: 0.267										0	0	0	0	0	0	0
Junior Kennedy, R (1, 4) OBP: 0.293, SLG: 0.280			6-3		SSS K 2-3	P4		L8		4	0	0	0	0	1	4
Doug Bird, R (1, 1) OBP: 0.154, SLG: 0.179			6-3		3-1		23 SH3 1B	1-2 2-H 23 3B 1B		0	0	0	0	0	0	0
Mike Proly, R (3, 1) OBP: 0.286, SLG: 0.429										1	0	0	0	0	0	0
Bob Molinaro, L (5, PH) OBP: 0.269, SLG: 0.262										1	0	0	0	0	0	1
Bill Campbell, R (6, 1)										0	0	0	0	0	0	0
Scot Thompson, L (7, 7) OBP: 0.406, SLG: 0.379										1	0	1	0	0	0	0
Jerry Morales, R (8, PH) OBP: 0.321, SLG: 0.460										1	1	1	1	0	0	0
(9, 7)																
Inning Stats	R: 0 E: 0 K: 0 S: 3 H: 0 LOB: 0 BB: 0 P: 3	R: 0 E: 0 K: 1 S: 5 H: 0 LOB: 1 BB: 1 P: 9	R: 0 E: 0 K: 0 S: 3 H: 0 LOB: 0 BB: 0 P: 3	R: 0 E: 0 K: 1 S: 6 H: 1 LOB: 1 BB: 0 P: 6	R: 0 E: 0 K: 2 S: 8 H: 1 LOB: 1 BB: 1 P: 8	R: 4 E: 1 K: 1 S: 9 H: 3 LOB: 1 BB: 1 P: 13	R: 0 E: 0 K: 0 S: 4 H: 1 LOB: 1 BB: 0 P: 4	R: 4 E: 0 K: 0 S: 7 H: 4 LOB: 1 BB: 1 P: 11		1B: 4 2B: 2 3B: 2 HR: 2	SF: 0 SAC: 2 DP: 0 HBP: 0						

AB	33
R	8
H	10
RBI	8
BB	3
SO	5
LOB	15

WP: 0 PB: 1 SB: 0 CS: 0 PA: 38

livebaseballscorecards.com

PITCHER		IP	WLS	BF	H	R	ER	SO	BB	IBB	HBP	BLK	WP	HR	S	P	ERA	WHIP
Mike Krukow, R ERA: 2.72	(1, 1)	5.2		25	5	4	2	5	2	0	0	0	0	1	33	41	3.18	1.235
Ron Reed, R ERA: 2.44	(6, 1)	1.0		4	1	0	0	0	0	0	0	0	0	0	4	4	0.00	1.000
Sid Monge, L ERA: 3.68	(7, 1)	0.1		1	0	0	0	0	0	0	0	0	0	0	1	1	0.00	0.000
Tug McGraw, L ERA: 4.8	(8, 1)	1.0	L	8	4	4	4	0	0	1	0	0	0	1	7	11	36.00	4.000

PITCHER	IP	WLS	BF	H	R	ER	SO	BB	IBB	HBP	BLK	WP	HR	S	P	ERA	WHIP

Batter	1	2	3	4	5	6	7	8	9	AB	R	H	RBI	BB	SO	LOB
Omar Moreno, L (1, 8) OBP: 0.302, SLG: 0.320	F7		SH3-4 1-2		K			F8		3	0	0	0	0	1	0
Lee Lacy, R (1, 7) OBP: 0.347, SLG: 0.382	5-3		E7 2-H 2B		F8			6-3		4	0	1	1	0	0	0
Bill Madlock, R (1, 3) (6, 5) OBP: 0.357, SLG: 0.453	5-3		K			5-3		6-3		4	0	0	0	0	1	1
Jim Morrison, R (1, 5) OBP: 0.285, SLG: 0.442 Jason Thompson, L (6, 3) OBP: 0.398, SLG: 0.514 Jim Smith, R (9, PR) OBP: 0.357, SLG: 0.389		F1	K2-3			L6			BB 1B	3 0 0	0 0 0	0 0 0	0 0 0	0 1 0	1 0 0	1 0 0
Dick Davis, R (1, 9) OBP: 0.309, SLG: 0.466		2B		BB		5-3			F7	0	2	0	0	0	0	0
Dale Berra, R (1, 6) OBP: 0.315, SLG: 0.403		FC5-4 2-3 1B		SH2-4 1-2			5-3		L4	3	0	1	0	0	0	1
Johnny Ray, S (1, 4) OBP: 0.337, SLG: 0.416		FC5-4 1-2f 3-H		G5-4-3 2-H 1B			F8		FC6-4 1-2 1B	4	0	2	2	0	0	1
Steve Nicosia, R (1, 2) OBP: 0.359, SLG: 0.394		K		G5-4-3 1-2f			1B		FC6-4 1-2f	4	0	1	0	0	1	4
John Candelaria, L (1, 1) OBP: 0.273, SLG: 0.286 Enrique Romo, R (6, 1) OBP: 0.375, SLG: 0.625 Kent Tekulve, R (7, 1)			SH3-4 E 1B		K		P3			2 1 0	1 0 0	1 0 0	0 0 0	0 0 0	1 0 0	0 1 0
Inning Stats	R: 0 E: 0 K: 0 S: 3 H: 0 LOB: 0 BB: 0 P: 3	R: 1 E: 0 K: 1 S: 7 H: 2 LOB: 1 BB: 0 P: 7	R: 1 E: 1 K: 2 S: 9 H: 2 LOB: 1 BB: 0 P: 9	R: 1 E: 0 K: 0 S: 3 H: 1 LOB: 0 BB: 1 P: 7	R: 0 E: 0 K: 2 S: 7 H: 0 LOB: 0 BB: 0 P: 7	R: 0 E: 0 K: 0 S: 3 H: 0 LOB: 0 BB: 0 P: 3	R: 0 E: 0 K: 0 S: 4 H: 1 LOB: 1 BB: 0 P: 4	R: 0 E: 0 K: 0 S: 3 H: 0 LOB: 0 BB: 0 P: 3	R: 0 E: 0 K: 0 S: 4 H: 1 LOB: 2 BB: 1 P: 8	1B: 5 2B: 2 3B: 0 HR: 0 SF: 0 SAC: 2 DP: 1 HBP: 0				WP: 0 PB: 0 SB: 0 CS: 0	PA: 35	

PITCHER	IP	WLS	BF	H	R	ER	SO	BB	IBB	HBP	BLK	WP	HR	S	P	ERA	WHIP
Steve Carlton, L (1, 1) ERA: 3.11	9.0	W	35	7	3	3	5	2	0	0	0	0	0	43	51	3.00	1.000

PITCHER	IP	WLS	BF	H	R	ER	SO	BB	IBB	HBP	BLK	WP	HR	S	P	ERA	WHIP

TOP

Pittsburgh Pirates @ Philadelphia Phillies
Veterans Stadium, Philadelphia, PA
Mon Aug 09 1982, 7:05 PM EDT
Unknown

livebaseballscorecards.com

AB	28
R	3
H	6
RBI	3
BB	1
SO	5
LOB	9

Batter	1	2	3	4	5	6	7	8	9	AB	R	H	RBI	BB	SO	LOB
Pete Rose, S (1, 3) OBP: 0.342, SLG: 0.355	5-3		SH1-4; 1B		6-3		CS; 1B	F8		5	0	2	0	0	0	2
Manny Trillo, R (1, 4) OBP: 0.314, SLG: 0.314	4-3		SH1-4; 1-2		1B		1-2; 1B			3	0	2	0	0	0	0
Gary Matthews, R (1, 7) OBP: 0.338, SLG: 0.443	1B		6-3		1-2; 1B		SSS; 0-3; K; 2-3			4	0	2	0	0	1	3
Mike Schmidt, R (1, 5) OBP: 0.420, SLG: 0.567	F8		6-3		F8			BB; 2B; 2B		4	1	1	0	0	0	4
Bo Diaz, R (1, 2) OBP: 0.341, SLG: 0.479		2B; SF7; 1B		BBBB; FC5-4; BB	SSS; K			SSS; K		3	1	1	0	1	2	3
Garry Maddox, R (1, 8) OBP: 0.292, SLG: 0.413 Bob Dernier, R (7, 8) OBP: 0.318, SLG: 0.321 Greg Gross, L (8, PH) OBP: 0.369, SLG: 0.319 (9, 8)		1-3; 2B		FC5-4; 1-2f; 2B		SSS; K		BBBB; BB; 2B; BB		3 0 0	1 0 1	1 0 0	0 0 0	0 0 1	1 0 0	1 0 0
Bill Robinson, R (1, 9) OBP: 0.273, SLG: 0.397 Luis Aguayo, R (9, 6) OBP: 0.263, SLG: 0.371		SF7; 3-H		5-3		F9		BBBB; 2B; 1-2; 2-3; FC6-2-5-1; BB		2 0	0 0	0 0	1 0	1 0	0 0	1 0
Ivan De Jesus, R (1, 6) OBP: 0.307, SLG: 0.301 George Vukovich, L (8, PH) OBP: 0.333, SLG: 0.402 (9, 9)		6-3		2-H; 2B		5-3		FC6-2-5-1; 1-3; 2-H; 3-H; 2B		3 1	0 0	1 1	1 2	0 0	0 0	1 0
Steve Carlton, L (1, 1) OBP: 0.200, SLG: 0.286		SSS; K		SSS; K			4-3	FC6-2-5-1; 2-3; 3-H		4	0	0	0	0	2	4
Inning Stats	R: 0 E: 0 K: 0 S: 4 H: 1 LOB: 1 BB: 0 P: 4	R: 1 E: 0 K: 1 S: 7 H: 2 LOB: 1 BB: 0 P: 7	R: 0 E: 0 K: 0 S: 4 H: 1 LOB: 1 BB: 0 P: 4	R: 1 E: 1 K: 1 S: 6 H: 1 LOB: 1 BB: 1 P: 10	R: 0 E: 0 K: 1 S: 7 H: 2 LOB: 2 BB: 0 P: 7	R: 0 E: 0 K: 1 S: 5 H: 0 LOB: 0 BB: 0 P: 5	R: 0 E: 0 K: 1 S: 6 H: 2 LOB: 2 BB: 0 P: 6	R: 2 E: 0 K: 1 S: 7 H: 2 LOB: 2 BB: 2 P: 15		1B: 7 2B: 5 3B: 0 HR: 0	SF: 1 SAC: 1 DP: 1 HBP: 0					

PITCHER		IP	WLS	BF	H	R	ER	SO	BB	IBB	HBP	BLK	WP	HR	S	P	ERA	WHIP
John Candelaria, L ERA: 2.54	(1, 1)	5.0		23	7	2	1	3	1	0	0	0	0	0	28	32	1.80	1.600
Enrique Romo, R ERA: 4.06	(6, 1)	1.1		6	2	0	0	1	0	0	0	0	0	0	8	8	0.00	1.500
Kent Tekulve, R ERA: 2.93	(7, 1)	1.2	L	8	2	2	2	2	2	0	0	0	0	0	10	18	10.80	2.400

PITCHER	IP	WLS	BF	H	R	ER	SO	BB	IBB	HBP	BLK	WP	HR	S	P	ERA	WHIP

BOTTOM

Pittsburgh Pirates @ Philadelphia Phillies
Veterans Stadium, Philadelphia, PA
Mon Aug 09 1982, 7:05 PM EDT
Unknown

livebaseballscorecards.com

AB	32
R	4
H	11
RBI	4
BB	3
SO	6
LOB	19

WP: 0 PB: 0 SB: 0 CS: 1 PA: 37

Batter	1	2	3	4	5	6	7	8	9	AB	R	H	RBI	BB	SO	LOB
Omar Moreno, L (1, 8) OBP: 0.303, SLG: 0.321 Dick Davis, R (5, PH) OBP: 0.316, SLG: 0.481 (5, 9)	0-0 1B 1B		SSS 0-3 ① K		BBB 4-0 BB		0-0 ① 5-3	1-H 0-0 3B	0-0 ① F9	2	0	1	0	0	1	0
										0	1	0	0	0	0	0
Johnny Ray, S (1, 4) OBP: 0.337, SLG: 0.415	0-0 ① F7		0-0 ② 4-3		0-0 ②③ G4-6-3 1-2f		0-0 E 1B 1B 1B	0-0 WP S 1B 3-H 1B	0-0 ② FC4-6 1-2f	6	2	2	1	0	0	4
Bill Madlock, R (1, 5) OBP: 0.357, SLG: 0.452	0-0 1-2 1B		0-0 ③ F8			0-0 ① 6-3	0-0 E5 HBP 1-3 1B	0-0 ② 5-3 1-3	0-0 ③ F2	6	1	2	0	0	0	2
Jason Thompson, L (1, 3) OBP: 0.400, SLG: 0.513	SSS 0-3 ② K			0-0 ① G3		BBB 4-0 HR BB	H 1-0 1B 1B 1-2 G1-2-3 HBP	0-0 BB 3-H 2B 1B		3	2	1	1	1	1	2
Mike Easler, L (1, 7) OBP: 0.347, SLG: 0.433	SSS 0-3 ③ K			0-0 ② F5		0-0 1-H HR	0-0 1B 1-2 2-H 3-H 1B	BBBB 4-0 2B 1-2 BB		4	1	2	4	1	1	2
Lee Lacy, R (1, 9) OBP: 0.352, SLG: 0.391 (5, 8)		0-0 ① 5-3		0-0 ③ F4		0-0 FC6-4 1B 1B	0-0 1-2 2-3 1B	0-0 1-3 2-H 2B		5	0	3	1	0	0	0
Tony Peña, R (1, 2) OBP: 0.331, SLG: 0.429		BBBB 4-0 5-3 BB			0-0 2B 2B	0-0 1-2 FC6-4 1B	0-0 ②③ G1-2-3 3-Hf	4-0 FC5-4 IBB		3	1	2	0	2	0	3
Dale Berra, R (1, 6) OBP: 0.313, SLG: 0.400		0-0 ② 5-3 1-2			0-0 ① F7	0-0 ② FC6-4 FC6-4 1-2f 2-3		0-0 3B 1B 0-0 FC5-4 1-2f		5	1	1	0	0	0	7
Larry McWilliams, L (1, 1) OBP: 0.217, SLG: 0.182 John Milner, L (5, PH) OBP: 0.225, SLG: 0.200 Cecilio Guante, R (5, 1) Jim Morrison, R (6, PH) OBP: 0.284, SLG: 0.440 Enrique Romo, R (6, 1) OBP: 0.375, SLG: 0.625 Willie Stargell, L (8, PH) OBP: 0.323, SLG: 0.463 Kent Tekulve, R (8, 1) OBP: 0.091, SLG: 0.091		0-0 ③ 1-3			0-0 2-H 2B	0-0 ③ FC6-4 1-2f		SSS 0-3 ① K	0-0 FC4-6 1B	1	0	0	0	0	0	1
										1	0	1	1	0	0	0
										0	0	0	0	0	0	0
										1	0	0	0	0	0	2
										0	0	0	0	0	0	0
										1	0	0	0	0	1	1
										1	0	1	0	0	0	0
Inning Stats	R: 0 E: 0 K: 2 S: 9 H: 2 LOB: 2 BB: 0 P: 9	R: 0 E: 0 K: 0 S: 3 H: 0 LOB: 1 BB: 1 P: 7	R: 0 E: 0 K: 1 S: 5 H: 0 LOB: 0 BB: 0 P: 5	R: 0 E: 0 K: 0 S: 3 H: 0 LOB: 0 BB: 0 P: 3	R: 1 E: 0 K: 0 S: 4 H: 2 LOB: 1 BB: 1 P: 8	R: 2 E: 0 K: 0 S: 6 H: 3 LOB: 2 BB: 1 P: 10	R: 2 E: 1 K: 0 S: 6 H: 4 LOB: 2 BB: 0 P: 7	R: 4 E: 0 K: 1 S: 10 H: 5 LOB: 3 BB: 2 P: 18	R: 0 E: 0 K: 0 S: 4 H: 1 LOB: 1 BB: 0 P: 4	1B: 12 2B: 3 3B: 1 HR: 1 SF: 0 SAC: 0 DP: 2 HBP: 1						

PITCHER		IP	WLS	BF	H	R	ER	SO	BB	IBB	HBP	BLK	WP	HR	S	P	ERA	WHIP
Ed Farmer, R ERA: 5.94	(1, 1)	4.1		19	4	1	1	3	2	0	0	0	0	0	23	31	2.08	1.385
Sid Monge, L ERA: 4.0	(5, 1)	1.0		6	3	2	2	0	1	0	0	0	0	1	5	9	18.00	4.000
Jerry Reed, R ERA: 18.0	(6, 1)	1.0		6	2	2	2	0	0	0	1	0	0	0	5	6	18.00	2.000
Ron Reed, R ERA: 2.9	(7, 1)	1.1	L	10	6	4	4	1	1	0	0	0	1	0	11	15	27.00	5.250
Tug McGraw, L ERA: 4.41	(8, 1)	1.1		7	2	0	0	0	0	1	0	0	0	0	6	10	0.00	1.500

PITCHER	IP	WLS	BF	H	R	ER	SO	BB	IBB	HBP	BLK	WP	HR	S	P	ERA	WHIP

TOP

Pittsburgh Pirates @ Philadelphia Phillies
Veterans Stadium, Philadelphia, PA
Mon Aug 09 1982, Postponed
Att. 51,568 - Unknown

livebaseballscorecards.com

AB	39
R	9
H	16
RBI	8
BB	4
SO	4
LOB	24

WP: 1 PA: 48
PB: 0
SB: 1
CS: 0

Batter	1	2	3	4	5	6	7	8	9	AB	R	H	RBI	BB	SO	LOB
Bob Dernier, R (1, 8) OBP: 0.317, SLG: 0.318	F7		BB		6-3		6-3			3	1	0	0	1	0	0
Pete Rose, S (1, 3) OBP: 0.344, SLG: 0.356	F9		HR		BB		3-1			4	1	2	1	0	0	0
Gary Matthews, R (1, 7) OBP: 0.341, SLG: 0.445	K		HR		BB			G5-4-3		3	1	2	1	1	1	0
Mike Schmidt, R (1, 5) OBP: 0.419, SLG: 0.572		F5	HR		K			G5-4-3		4	1	1	3	0	1	3
Bill Robinson, R (1, 9) OBP: 0.273, SLG: 0.400		F7	L5			WP CS 2B		K		4	0	1	0	0	1	0
Ozzie Virgil, R (1, 2) OBP: 0.288, SLG: 0.319		6-3		F7		6-3			4-3	3	0	0	0	0	0	1
Greg Gross, L (9, PH) OBP: 0.365, SLG: 0.315										1	0	0	0	0	0	0
Luis Aguayo, R (1, 4) OBP: 0.268, SLG: 0.447			K	F8		2-H HR			G3	3	1	1	1	0	1	0
Ron Reed, R (7, 1) OBP: 0.300, SLG: 0.375										0	0	0	0	0	0	0
Tug McGraw, R (8, 1)										0	0	0	0	0	0	0
George Vukovich, L (9, PH) OBP: 0.332, SLG: 0.400										1	0	0	0	0	0	0
Ivan De Jesus, R (1, 6) OBP: 0.306, SLG: 0.301			SH3-4	K		F9			5-3	4	1	1	0	0	1	0
Ed Farmer, R (1, 1)										0	0	0	0	0	0	0
Sid Monge, S (5, 1)										1	0	0	0	0	1	0
Jerry Reed, R (6, 1)										0	0	0	0	0	0	0
Manny Trillo, R (7, 4) OBP: 0.313, SLG: 0.313			SH3-4		K		G3			1	0	0	0	0	0	0
Inning Stats	R: 0 E: 0 K: 1 S: 5 H: 0 LOB: 0 BB: 0 P: 5	R: 0 E: 0 K: 0 S: 3 H: 0 LOB: 0 BB: 0 P: 3	R: 5 E: 0 K: 1 S: 9 H: 4 LOB: 0 BB: 1 P: 13	R: 0 E: 0 K: 1 S: 5 H: 0 LOB: 0 BB: 0 P: 5	R: 0 E: 0 K: 2 S: 8 H: 1 LOB: 2 BB: 1 P: 12	R: 1 E: 0 K: 0 S: 4 H: 2 LOB: 0 BB: 0 P: 4	R: 0 E: 0 K: 0 S: 3 H: 0 LOB: 0 BB: 0 P: 3	R: 0 E: 0 K: 1 S: 5 H: 1 LOB: 0 BB: 0 P: 5	R: 0 E: 0 K: 0 S: 3 H: 0 LOB: 0 BB: 0 P: 3	1B: 5 2B: 1 3B: 0 HR: 2 SF: 0 SAC: 1 DP: 1 HBP: 0	WP: 1 PB: 0 SB: 0 CS: 1 PA: 35					

PITCHER		IP	WLS	BF	H	R	ER	SO	BB	IBB	HBP	BLK	WP	HR	S	P	ERA	WHIP
Larry McWilliams, L ERA: 4.45	(1, 1)	4.0		17	4	5	5	3	1	0	0	0	0	1	22	26	11.25	1.250
Cecilio Guante, R ERA: 3.6	(5, 1)	1.0		5	1	0	0	2	1	0	0	0	0	0	8	12	0.00	2.000
Enrique Romo, R ERA: 4.07	(6, 1)	2.0	W	7	2	1	1	0	0	0	0	0	1	1	7	7	4.50	1.000
Kent Tekulve, R ERA: 2.87	(8, 1)	2.0	S	6	1	0	0	1	0	0	0	0	0	0	8	8	0.00	0.500

PITCHER	IP	WLS	BF	H	R	ER	SO	BB	IBB	HBP	BLK	WP	HR	S	P	ERA	WHIP

BOTTOM

Pittsburgh Pirates @ Philadelphia Phillies
Veterans Stadium, Philadelphia, PA
Mon Aug 09 1982, Postponed
Att. 51,568 - Unknown

livebaseballscorecards.com

AB	32
R	6
H	8
RBI	6
BB	2
SO	6
LOB	4

Batter	1	2	3	4	5	6	7	8	9	AB	R	H	RBI	BB	SO	LOB
Lee Lacy, R (1, 8) OBP: 0.349, SLG: 0.387	4-3		S 1B (2-H)		6-3		FC6-4 S (1-2f)		F4	5	0	1	1	0	0	1
Johnny Ray, S (1, 4) OBP: 0.335, SLG: 0.415	2B		K (1-2)			L4	5-3 (1-2)		6-3	5	0	1	0	0	1	2
Bill Madlock, R (1, 5) OBP: 0.358, SLG: 0.459	6-3		K			1B SF9 2B		1B 3B		4	2	2	0	0	1	2
Jason Thompson, L (1, 3) OBP: 0.401, SLG: 0.513	K			6-3		HBP 1B (2-3)		2B SF8 1B (3-H)		4	1	2	1	0	1	1
Mike Easler, L (1, 7) OBP: 0.351, SLG: 0.448		F7		HR		HBP (1-2)		2B (1-3)		3	1	2	1	0	0	0
Dick Davis, R (1, 9) OBP: 0.305, SLG: 0.472		5-3		6-3		SF9 (3-H)		SF8 (3-H)		0	0	0	0	0	0	0
Tony Peña, R (1, 2) OBP: 0.327, SLG: 0.424		F8		3-1		K		6-3		4	0	0	0	0	1	3
Dale Berra, R (1, 6) OBP: 0.313, SLG: 0.398			SH3-4 1B 1B		F4		5-3	G3		4	1	1	0	0	0	1
Manny Sarmiento, R (1, 1) OBP: 0.276, SLG: 0.222 Omar Moreno, L (5, PH) OBP: 0.303, SLG: 0.320 Cecilio Guante, R (5, 1) John Milner, L (7, PH) OBP: 0.244, SLG: 0.222 Enrique Romo, R (7, 1) OBP: 0.375, SLG: 0.625 Jim Morrison, R (9, PH) OBP: 0.282, SLG: 0.438			SH3-4 (1-2)		F2		FC6-4 1B		F9	0 1 0 1 0 1	0 0 0 0 0 0	0 0 0 1 0 1	0 0 0 0 0 0	0 0 0 0 0 0	0 0 0 0 0 0	0 0 0 0 0 0
Inning Stats	R: 0 E: 0 K: 1 S: 6 H: 1 LOB: 1 BB: 0 P: 6	R: 0 E: 0 K: 0 S: 3 H: 0 LOB: 0 BB: 0 P: 3	R: 1 E: 0 K: 2 S: 9 H: 2 LOB: 1 BB: 0 P: 9	R: 1 E: 0 K: 0 S: 4 H: 1 LOB: 0 BB: 0 P: 4	R: 0 E: 0 K: 0 S: 3 H: 0 LOB: 0 BB: 0 P: 3	R: 1 E: 0 K: 1 S: 7 H: 2 LOB: 2 BB: 0 P: 8	R: 0 E: 0 K: 0 S: 4 H: 1 LOB: 1 BB: 0 P: 4	R: 2 E: 0 K: 0 S: 6 H: 3 LOB: 1 BB: 0 P: 6	R: 0 E: 0 K: 0 S: 3 H: 0 LOB: 0 BB: 0 P: 3	1B: 5 2B: 3 3B: 1 HR: 1 SF: 2 SAC: 1 DP: 0 HBP: 1						

TOP

Pittsburgh Pirates @ Philadelphia Phillies
Veterans Stadium, Philadelphia, PA
Tue Aug 10 1982, 7:05 PM EDT
Att. 36,825 - Unknown

livebaseballscorecards.com

AB	32
R	5
H	10
RBI	3
BB	0
SO	4
LOB	10

WP: 0 PB: 0 SB: 2 CS: 0 PA: 38

PITCHER		IP	WLS	BF	H	R	ER	SO	BB	IBB	HBP	BLK	WP	HR	S	P	ERA	WHIP
Marty Bystrom, R ERA: 4.5	(1, 1)	7.0	W	31	9	5	5	4	0	0	1	0	0	1	38	39	6.43	1.286
Sid Monge, L ERA: 3.83	(8, 1)	2.0		7	1	0	0	0	0	0	0	0	0	0	7	7	0.00	0.500

PITCHER	IP	WLS	BF	H	R	ER	SO	BB	IBB	HBP	BLK	WP	HR	S	P	ERA	WHIP

Batter	1	2	3	4	5	6	7	8	9	AB	R	H	RBI	BB	SO	LOB
Pete Rose, S (1, 3) OBP: 0.345, SLG: 0.363	BBBB 4-0 1B BB	x 0-0 ③ 4-3		x 0-0 1-H HR		x 0-0 ③ 4-3				3	1	1	2	1	0	2
Manny Trillo, R (1, 4) OBP: 0.315, SLG: 0.311	x 0-0 ① F7		BBBB 4-0 FC6-4 1B 1B BB	x 0-0 ① F7			BBBB 4-0 HR BB			2	2	0	0	2	0	1
Gary Matthews, R (1, 7) OBP: 0.343, SLG: 0.445	x 0-0 G5-4-3 1-2 1B		x 0-0 FC6-4 1-2 1B	x 0-0 ② 4-3			SSS 0-3 ① K			4	0	2	0	0	1	1
Mike Schmidt, R (1, 5) OBP: 0.417, SLG: 0.577	x 0-0 ②③ G5-4-3 1-2f		x 0-0 ① FC6-4 1B HR 1-2f 2-3	SSS 0-3 ③ K			x 0-0 1-H HR			4	2	1	2	0	1	4
George Vukovich, L (1, 9) OBP: 0.335, SLG: 0.402		x 0-0 1B E 1B	x 0-0 1-2 3-H HR 1B		SSS 0-3 ① K		x 0-0 ② 4-3			4	2	2	1	0	1	0
Garry Maddox, R (1, 8) OBP: 0.296, SLG: 0.429		x 0-0 F9 E 1-3 1B	x 0-0 1-H 2-H HR		x 0-0 ② F7		x 0-0 ③ F3			4	1	2	3	0	0	0
Ozzie Virgil, R (1, 2) OBP: 0.273, SLG: 0.300 Bob Dernier, R (8, 8) OBP: 0.319, SLG: 0.320		x 0-0 E6 1-2 3-H	x 0-0 ② F9		x 0-0 ③ F2			x 0-0 CS 1B		3 1	0 0	0 1	1 0	0 0	0 0	1 0
Ivan De Jesus, R (1, 6) OBP: 0.303, SLG: 0.297		x 0-0 ① F9 2-3	x 0-0 ③ F9			SSS 0-3 ① K		x 0-0 ①② 6-3 1-2		4	0	0	0	0	1	3
Marty Bystrom, R (1, 1) OBP: 0.188, SLG: 0.200 Sid Monge, S (8, 1) Bo Diaz, R (8, 2) OBP: 0.340, SLG: 0.477		SSS 0-3 ② K		x 0-0 HR 1B		SSS 0-3 ② K		SSS 0-3 ③ K		3 0 1	1 0 0	1 0 0	0 0 0	0 0 0	2 0 1	2 0 0
Inning Stats	R: 0 E: 0 K: 0 S: 3 H: 1 LOB: 1 BB: 1 P: 7	R: 1 E: 1 K: 1 S: 8 H: 2 LOB: 2 BB: 0 P: 8	R: 4 E: 0 K: 0 S: 6 H: 3 LOB: 0 BB: 1 P: 10	R: 2 E: 0 K: 1 S: 7 H: 2 LOB: 0 BB: 0 P: 7	R: 0 E: 0 K: 1 S: 5 H: 0 LOB: 0 BB: 0 P: 5	R: 0 E: 0 K: 2 S: 7 H: 0 LOB: 0 BB: 0 P: 7	R: 2 E: 0 K: 1 S: 6 H: 1 LOB: 0 BB: 1 P: 10	R: 0 E: 0 K: 1 S: 5 H: 1 LOB: 0 BB: 0 P: 5		1B: 7 2B: 0 3B: 0 HR: 3	SF: 0 SAC: 0 DP: 1 HBP: 0			WP: 0 PB: 0 SB: 0 CS: 1	PA: 36	

PITCHER		IP	WLS	BF	H	R	ER	SO	BB	IBB	HBP	BLK	WP	HR	S	P	ERA	WHIP
Manny Sarmiento, R ERA: 3.49	(1, 1)	4.0	L	22	8	7	7	2	2	0	0	0	0	2	24	32	15.75	2.500
Cecilio Guante, R ERA: 3.18	(5, 1)	2.0		6	0	0	0	3	0	0	0	0	0	0	12	12	0.00	0.000
Enrique Romo, R ERA: 4.23	(7, 1)	2.0		8	2	2	2	2	1	0	0	0	0	1	11	15	9.00	1.500

PITCHER	IP	WLS	BF	H	R	ER	SO	BB	IBB	HBP	BLK	WP	HR	S	P	ERA	WHIP

BOTTOM

Pittsburgh Pirates @ Philadelphia Phillies
Veterans Stadium, Philadelphia, PA
Tue Aug 10 1982, 7:05 PM EDT
Att. 36,825 - Unknown

livebaseballscorecards.com

AB	33
R	9
H	10
RBI	9
BB	3
SO	7
LOB	14

Batter	1	2	3	4	5	6	7	8	9	AB	R	H	RBI	BB	SO	LOB
Pete Rose, S (1, 3) OBP: 0.343, SLG: 0.361	6-3		L8		6-3		1-3		2B 2-H 3-H	5	0	1	2	0	0	4
Manny Trillo, R (1, 4) OBP: 0.318, SLG: 0.314	F9		1B 2-H			FC4 1B		K	F4-3	5	0	2	1	0	1	1
Gary Matthews, R (1, 7) OBP: 0.341, SLG: 0.443	BB S		6-3			F7		F7		3	0	0	0	1	0	2
Mike Schmidt, R (1, 5) OBP: 0.416, SLG: 0.574	P6 1-2			2-3		L8		1B		4	0	1	0	0	0	2
Bo Diaz, R (1, 2) OBP: 0.338, SLG: 0.473		F4-3		P5		FC4 1-2f		L8		4	0	0	0	0	0	2
Garry Maddox, R (1, 8) OBP: 0.295, SLG: 0.425		F4		6-3			F9		F7	4	0	0	0	0	0	0
George Vukovich, L (1, 9) OBP: 0.341, SLG: 0.397		F7			K		FC5-4 1B		2B 2B BB	3	1	1	0	1	1	0
Ivan De Jesus, R (1, 6) OBP: 0.304, SLG: 0.300			SH1-4 1B 1B		K		FC5-4 1B 1-2f		2B 1-3 2B	4	2	2	0	0	1	1
Larry Christenson, R (1, 1) OBP: 0.111, SLG: 0.189 Greg Gross, L (7, PH) OBP: 0.368, SLG: 0.319 Tug McGraw, R (7, 1) Bill Robinson, R (9, PH) OBP: 0.271, SLG: 0.397			SH1-4 1-2		1B		1-2 1B		K	1 1 0 1	0 0 0 0	1 1 0 0	0 0 0 0	0 0 0 0	0 0 0 1	0 0 0 2
Inning Stats	R: 0 E: 0 K: 0 S: 3 H: 0 LOB: 1 BB: 1 P: 7	R: 0 E: 0 K: 0 S: 3 H: 0 LOB: 0 BB: 0 P: 3	R: 1 E: 0 K: 0 S: 5 H: 2 LOB: 1 BB: 0 P: 5	R: 0 E: 0 K: 0 S: 3 H: 0 LOB: 0 BB: 0 P: 3	R: 0 E: 0 K: 2 S: 8 H: 1 LOB: 1 BB: 0 P: 8	R: 0 E: 0 K: 0 S: 4 H: 1 LOB: 1 BB: 0 P: 4	R: 0 E: 0 K: 0 S: 5 H: 2 LOB: 2 BB: 0 P: 5	R: 0 E: 0 K: 1 S: 6 H: 1 LOB: 1 BB: 0 P: 6	R: 2 E: 0 K: 1 S: 7 H: 2 LOB: 1 BB: 1 P: 11	1B: 7 2B: 2 3B: 0 HR: 0 SF: 0 SAC: 1 DP: 0 HBP: 0						

PITCHER	IP	WLS	BF	H	R	ER	SO	BB	IBB	HBP	BLK	WP	HR	S	P	ERA	WHIP
Bill Gullickson, R (1, 1) ERA: 3.8	8.2	W	37	9	3	3	4	2	0	0	0	0	0	43	51	3.12	1.269
Jeff Reardon, R (9, 1) ERA: 1.75	0.1	S	1	0	0	0	0	0	0	0	0	0	0	1	1	0.00	0.000

PITCHER	IP	WLS	BF	H	R	ER	SO	BB	IBB	HBP	BLK	WP	HR	S	P	ERA	WHIP

Philadelphia Phillies @ Montreal Expos

Olympic Stadium, Montreal, QB

Thu Aug 12 1982, 7:05 PM EDT

Unknown

TOP

livebaseballscorecards.com

AB	35
R	3
H	9
RBI	3
BB	2
SO	4
LOB	14

WP: 0 PB: 0 SB: 1 CS: 0 PA: 38

Batter	1	2	3	4	5	6	7	8	9	AB	R	H	RBI	BB	SO	LOB
Tim Raines, S (1, 7) OBP: 0.363, SLG: 0.367	6-3		FC5-4 1B 1B 1-2f 2-3		6-3		F9 1-2			4	0	0	0	0	0	3
Joel Youngblood, R (1, 9) OBP: 0.319, SLG: 0.361	F2		1B 1-2 3-H 1B		F8 2B		1B 1B 2-3 1B			4	1	3	1	0	0	0
Andre Dawson, R (1, 8) OBP: 0.334, SLG: 0.478	F8		G4-6-3 1-2 2-3 1B		F8 2-3		1B 1-2 3-H 1B			4	0	2	1	0	0	1
Al Oliver, L (1, 3) OBP: 0.386, SLG: 0.518		L7	G4-6-3 1-2f		BBB BB		HBP 1-3 2-H 1B			3	0	1	1	1	0	3
Gary Carter, R (1, 2) OBP: 0.388, SLG: 0.542		F7		SSS K	P3		H G5-4-3 1-2 HBP			3	0	0	0	0	1	2
Tim Wallach, R (1, 5) OBP: 0.320, SLG: 0.463		1-4-3		1B 2B		SSS K	G5-4-3 1-2f			4	1	1	0	0	1	3
Chris Speier, R (1, 6) OBP: 0.328, SLG: 0.356			BBB 1B 1B BB	3B 2-H 1B	P6			6-3		3	2	1	1	1	0	0
Doug Flynn, R (1, 4) OBP: 0.240, SLG: 0.271			FC5-4 1-2 1B 1B	CS 1-H 3B	SSS K			SSS K		4	1	2	1	0	2	0
Bill Gullickson, R (1, 1) OBP: 0.140, SLG: 0.161 Jeff Reardon, R (9, 1) OBP: 0.125, SLG: 0.250			FC5-4 1-2 2-H 1B	F7 3-H			1B WP 1B 1B	1-3		4 0	1 0	2 0	1 0	0 0	0 0	1 0
Inning Stats	R: 0 E: 0 K: 0 S: 3 H: 0 LOB: 0 BB: 0 P: 3	R: 0 E: 0 K: 0 S: 3 H: 0 LOB: 0 BB: 0 P: 3	R: 2 E: 0 K: 0 S: 6 H: 4 LOB: 2 BB: 1 P: 10	R: 2 E: 0 K: 1 S: 7 H: 3 LOB: 0 BB: 0 P: 7	R: 0 E: 0 K: 0 S: 4 H: 1 LOB: 2 BB: 1 P: 8	R: 0 E: 0 K: 2 S: 7 H: 0 LOB: 0 BB: 0 P: 7	R: 2 E: 0 K: 0 S: 6 H: 4 LOB: 2 BB: 0 P: 7	R: 0 E: 0 K: 1 S: 5 H: 0 LOB: 0 BB: 0 P: 5		1B: 9 2B: 2 3B: 1 HR: 0 SF: 0 SAC: 0 DP: 2 HBP: 1						

PITCHER		IP	WLS	BF	H	R	ER	SO	BB	IBB	HBP	BLK	WP	HR	S	P	ERA	WHIP
Larry Christenson, R ERA: 3.44	(1, 1)	6.0	L	26	8	4	4	3	2	0	0	0	0	0	30	38	6.00	1.667
Tug McGraw, L ERA: 4.91	(7, 1)	2.0		10	4	2	2	1	0	0	1	0	1	0	11	12	9.00	2.000

PITCHER	IP	WLS	BF	H	R	ER	SO	BB	IBB	HBP	BLK	WP	HR	S	P	ERA	WHIP

BOTTOM

Philadelphia Phillies @ Montreal Expos

Olympic Stadium, Montreal, QB

Thu Aug 12 1982, 7:05 PM EDT

Unknown

livebaseballscorecards.com

AB	33
R	6
H	12
RBI	6
BB	2
SO	4
LOB	13

WP: 1 PA: 36
PB: 0
SB: 0
CS: 1

Batter	1	2	3	4	5	6	7	8	9	AB	R	H	RBI	BB	SO	LOB
Pete Rose, S (1, 3) OBP: 0.347, SLG: 0.364	F1-4-3, 1B		BBB, FC4, BB		F8			2B, SF8, 1B	HR, 1B	4	2	3	0	1	0	0
Manny Trillo, R (1, 4) OBP: 0.317, SLG: 0.315	F1-4-3, 1-2		FC4, F5-4-3, 1-2f			F4		1B, 1B, 1-3, 2B	F4	5	1	1	0	0	0	3
Gary Matthews, R (1, 7) OBP: 0.340, SLG: 0.439	G3		F5-4-3, 1-2			SSS, K		BBBB, 1B, 1B, BB	F9	4	1	0	0	1	1	2
Mike Schmidt, R (1, 5) OBP: 0.414, SLG: 0.579		6-3		SSS, K		L7		SF8, 3-H	1-H, HR	4	1	1	3	0	1	0
George Vukovich, L (1, 9) OBP: 0.347, SLG: 0.407		2B, 2B		F7			F3	BB, 1B, 1-2, 2-3, 1B	1B	5	1	3	0	0	0	0
Ozzie Virgil, R (1, 2) OBP: 0.276, SLG: 0.321 Bo Diaz, R (7, 2) OBP: 0.339, SLG: 0.473		6-3		2B			SSS, K	BB, 1-2, 2-H, 3-H, 1B	6-3	3 2	0 0	1 1	0 2	0 0	1 0	1 1
Bob Dernier, R (1, 8) OBP: 0.321, SLG: 0.326		BBBB, 2B, BB		L7			3B	SSS, K		3	1	1	0	1	1	3
Ivan De Jesus, R (1, 6) OBP: 0.309, SLG: 0.303		1-H, 2-H, 2B			SSS, K		BBBB, BB	BBBB, 1-2, 2-3, BB		2	0	1	2	2	1	0
Ed Farmer, R (1, 1) Garry Maddox, R (5, PH) OBP: 0.294, SLG: 0.423 Jerry Reed, R (5, 1) Greg Gross, L (7, PH) OBP: 0.364, SLG: 0.316 Sid Monge, S (7, 1) Ron Reed, R (7, 1) OBP: 0.300, SLG: 0.375 Bill Robinson, R (8, PH) OBP: 0.269, SLG: 0.393 Sparky Lyle, L (8, 1) OBP: 0.667, SLG: 0.500		SSS, K			SSS, K		X, F8	SSS, K		1 1 0 1 0 0 1 0	0 0 0 0 0 0 0 0	0 0 0 0 0 0 0 0	0 0 0 0 0 0 0 0	0 0 0 0 0 0 0 0	1 1 0 0 0 0 1 0	1 0 0 2 0 0 0 0
Inning Stats	R: 0 E: 0 K: 0 S: 3 H: 1 LOB: 0 BB: 0 P: 3	R: 2 E: 0 K: 1 S: 7 H: 2 LOB: 1 BB: 1 P: 11	R: 0 E: 0 K: 0 S: 2 H: 0 LOB: 0 BB: 1 P: 6	R: 0 E: 0 K: 1 S: 6 H: 1 LOB: 1 BB: 0 P: 6	R: 0 E: 0 K: 2 S: 7 H: 0 LOB: 0 BB: 0 P: 7	R: 0 E: 0 K: 1 S: 5 H: 0 LOB: 0 BB: 0 P: 5	R: 0 E: 0 K: 1 S: 6 H: 1 LOB: 2 BB: 1 P: 10	R: 3 E: 0 K: 2 S: 11 H: 4 LOB: 3 BB: 2 P: 19	R: 2 E: 0 K: 0 S: 6 H: 3 LOB: 1 BB: 0 P: 6	1B: 6 2B: 4 3B: 1 HR: 1 SF: 1 SAC: 0 DP: 2 HBP: 0						WP: 0 PB: 0 SB: 0 CS: 0 PA: 42

TOP

Philadelphia Phillies @ Montreal Expos

Olympic Stadium, Montreal, QB

Thu Aug 12 1982, 7:05 PM EDT

Att. 55,097 - Unknown

livebaseballscorecards.com

AB	36
R	7
H	12
RBI	7
BB	5
SO	8
LOB	16

PITCHER		IP	WLS	BF	H	R	ER	SO	BB	IBB	HBP	BLK	WP	HR	S	P	ERA	WHIP
Ray Burris, R ERA: 4.44	(1, 1)	7.0		27	5	2	2	6	3	0	0	0	0	0	36	48	2.57	1.143
Jeff Reardon, R ERA: 2.12	(8, 1)	1.0		9	4	3	3	2	2	0	0	0	0	0	11	19	27.00	6.000
Woodie Fryman, L ERA: 3.59	(9, 1)	1.0	W	6	3	2	2	0	0	0	0	0	0	1	6	6	18.00	3.000

PITCHER	IP	WLS	BF	H	R	ER	SO	BB	IBB	HBP	BLK	WP	HR	S	P	ERA	WHIP

Batter	1	2	3	4	5	6	7	8	9	AB	R	H	RBI	BB	SO	LOB
Tim Raines, S (1, 7) OBP: 0.365, SLG: 0.369	F8	L3			6-3 S 1B 1B		1-3 2B 1B	S 2B 1B		5	3	3	0	0	0	0
Joel Youngblood, R (1, 9) OBP: 0.320, SLG: 0.366	BB 1B BB 1B		K		6-3 1-3		1-H 1B 3-H 2B	K 1-2		5	2	2	2	0	2	2
Andre Dawson, R (1, 8) OBP: 0.337, SLG: 0.477	BB BB 1-2 1B		S BB		6-3		6-3	2B IBB		3	1	1	0	2	0	3
Al Oliver, L (1, 3) OBP: 0.392, SLG: 0.524	BB 1-2 2-3 BB		FC5-4 1-2 IBB		3-H 1B		E F7 2-H 1B	FC5 1-H 2-H 2B		3	0	3	4	2	0	0
Brad Mills, L (1, 5) OBP: 0.317, SLG: 0.364 Tim Wallach, R (7, PH) OBP: 0.318, SLG: 0.461 (8, 5)	K		P5		P5		F7 1-2	FC5 2-3		3 2	0 0	0 0	0 0	0 0	1 0	6 2
Chris Speier, R (1, 6) OBP: 0.329, SLG: 0.355	BB 1-2 2-3 3-H		FC5-4 1-2f			FC5-4 1B	E7 IBB 2-3		6-3	4	0	1	1	1	0	4
Tim Blackwell, S (1, 2) OBP: 0.225, SLG: 0.216 Gary Carter, R (6, PH) OBP: 0.390, SLG: 0.545 (7, 2)	K		K			FC5-4 F4-6-3 1-2f	1-2 IBB		1B 2B	2 2	0 1	0 1	0 0	0 1	2 0	3 1
Doug Flynn, R (1, 4) OBP: 0.236, SLG: 0.267		F5-3			F5-3	F4-6-3 1-2	F7		F4	5	0	0	0	0	0	5
Ray Burris, R (1, 1) OBP: 0.308, SLG: 0.261 Jerry White, S (7, PH) OBP: 0.310, SLG: 0.415 Bryan Little, S (7, PR) OBP: 0.300, SLG: 0.278 Jeff Reardon, R (8, 1) OBP: 0.125, SLG: 0.250 Dan Norman, R (8, PH) OBP: 0.299, SLG: 0.350 Woodie Fryman, R (9, 1) OBP: 0.167, SLG: 0.167 Warren Cromartie, L (9, PH) OBP: 0.329, SLG: 0.378		1-3			K		1B WP 2B 1B	P3	2-H 1B	2 1 0 0 1 0 1	0 0 1 0 0 0 0	0 1 0 0 0 0 1	0 0 0 0 0 0 1	1 0 0 0 0 0 1	0 0 0 0 0 0 0	0 0 0 0 0 0 0
Inning Stats	R: 1 E: 0 K: 2 S: 9 H: 2 LOB: 3 BB: 2 P: 17	R: 0 E: 0 K: 0 S: 3 H: 0 LOB: 0 BB: 0 P: 3	R: 0 E: 0 K: 1 S: 5 H: 0 LOB: 2 BB: 2 P: 13	R: 0 E: 0 K: 2 S: 7 H: 0 LOB: 0 BB: 0 P: 7	R: 1 E: 0 K: 0 S: 5 H: 2 LOB: 1 BB: 0 P: 5	R: 0 E: 0 K: 0 S: 3 H: 1 LOB: 0 BB: 0 P: 3	R: 3 E: 1 K: 0 S: 8 H: 4 LOB: 3 BB: 1 P: 12	R: 2 E: 0 K: 1 S: 7 H: 2 LOB: 1 BB: 1 P: 11	R: 1 E: 0 K: 0 S: 4 H: 2 LOB: 1 BB: 0 P: 4	1B: 10 2B: 3 3B: 0 HR: 0 SF: 0 SAC: 0 DP: 1 HBP: 0							

PITCHER		IP	WLS	BF	H	R	ER	SO	BB	IBB	HBP	BLK	WP	HR	S	P	ERA	WHIP
Ed Farmer, R ERA: 5.65	(1, 1)	4.0		18	2	1	1	5	3	1	0	0	0	0	24	40	2.25	1.250
Jerry Reed, R ERA: 9.0	(5, 1)	2.0		8	3	1	1	0	0	0	0	0	0	0	8	8	4.50	1.500
Sid Monge, L ERA: 4.28	(7, 1)	0.1		5	4	3	3	0	0	0	0	0	1	0	5	5	81.00	12.000
Ron Reed, R ERA: 2.84	(7, 1)	0.2		4	0	0	0	0	0	1	0	0	0	0	3	7	0.00	0.000
Sparky Lyle, L ERA: 5.15	(8, 1)	1.2	L	10	4	3	3	1	0	1	0	0	0	0	11	15	16.20	2.400

PITCHER	IP	WLS	BF	H	R	ER	SO	BB	IBB	HBP	BLK	WP	HR	S	P	ERA	WHIP

BOTTOM

Philadelphia Phillies @ Montreal Expos

Olympic Stadium, Montreal, QB

Thu Aug 12 1982, 7:05 PM EDT

Att. 55,097 - Unknown

livebaseballscorecards.com

AB	39
R	8
H	13
RBI	8
BB	6
SO	6
LOB	26

1B: 10	SF: 0	WP: 1	PA: 45
2B: 3	SAC: 0	PB: 0	
3B: 0	DP: 1	SB: 3	
HR: 0	HBP: 0	CS: 0	

Philadelphia Phillies @ Montreal Expos

Olympic Stadium, Montreal, QB

Fri Aug 13 1982, 7:05 PM EDT

Att. 48,237 - Unknown

livebaseballscorecards.com

Batter	1	2	3	4	5	6	7	8	9	AB	R	H	RBI	BB	SO	LOB
Pete Rose, S (1, 3) OBP: 0.349, SLG: 0.366	L6		G3			BB BB 1B		2B SF9 1B		4	1	2	0	0	0	0
Manny Trillo, R (1, 4) OBP: 0.318, SLG: 0.318	5-3			1-3		BB BB 1-2		1-3 2B		3	0	1	0	1	0	0
Gary Matthews, R (1, 7) OBP: 0.339, SLG: 0.438	FC5-4 1B			K		L3		SF9 3-H		3	0	1	1	0	1	2
Mike Schmidt, R (1, 5) OBP: 0.412, SLG: 0.574	FC5-4 1-2f			5-3		F4-6-3 1-2 2-3 BB		F4		3	0	0	0	1	0	2
Bo Diaz, R (1, 2) OBP: 0.338, SLG: 0.478		6-3			HR	F4-6-3 1-2			F9	4	1	1	1	0	0	3
Garry Maddox, R (1, 8) OBP: 0.293, SLG: 0.419		F9			1-3 1B		F4-3		P6	4	0	1	0	0	0	0
George Vukovich, L (1, 9) OBP: 0.341, SLG: 0.399		K			1-3 1-2		F8		F2	4	0	0	0	0	1	1
Ivan De Jesus, R (1, 6) OBP: 0.306, SLG: 0.301			6-3		2-3		F9			3	0	0	0	0	0	1
Mike Krukow, R (1, 1) OBP: 0.185, SLG: 0.204			K		5-3			1-3		2	0	0	0	0	1	1
Greg Gross, L (8, PH) OBP: 0.361, SLG: 0.313										1	0	0	0	0	0	0
Tug McGraw, R (8, 1)										0	0	0	0	0	0	0

Inning Stats	1	2	3	4	5	6	7	8	9	
	R: 0 H: 1 E: 0 LOB: 1 K: 0 BB: 0 S: 4 P: 4	R: 0 H: 0 E: 0 LOB: 0 K: 1 BB: 0 S: 5 P: 5	R: 0 H: 0 E: 0 LOB: 0 K: 1 BB: 0 S: 5 P: 5	R: 0 H: 0 E: 0 LOB: 0 K: 1 BB: 0 S: 5 P: 5	R: 1 H: 2 E: 0 LOB: 1 K: 0 BB: 0 S: 5 P: 5	R: 0 H: 1 E: 0 LOB: 2 K: 0 BB: 2 S: 3 P: 11	R: 0 H: 0 E: 0 LOB: 0 K: 0 BB: 0 S: 3 P: 3	R: 1 H: 2 E: 0 LOB: 1 K: 0 BB: 0 S: 5 P: 5	R: 0 H: 0 E: 0 LOB: 0 K: 0 BB: 0 S: 3 P: 3	1B: 4 SF: 1 2B: 1 SAC: 0 3B: 0 DP: 1 HR: 1 HBP: 0

WP: 0 PA: 34 PB: 0 SB: 0 CS: 0

PITCHER		IP	WLS	BF	H	R	ER	SO	BB	IBB	HBP	BLK	WP	HR	S	P	ERA	WHIP
David Palmer, R ERA: 3.18	(1, 1)	2.2		9	1	0	0	2	0	0	0	0	0	0	13	13	0.00	0.375
Bryn Smith, R ERA: 4.12	(3, 1)	2.2	W	13	3	1	1	1	2	0	0	0	0	1	13	21	3.38	1.875
Jeff Reardon, R ERA: 2.13	(6, 1)	3.2	S	12	2	1	1	0	0	0	0	0	0	0	12	12	2.46	0.545

PITCHER	IP	WLS	BF	H	R	ER	SO	BB	IBB	HBP	BLK	WP	HR	S	P	ERA	WHIP

AB	31
R	2
H	6
RBI	2
BB	2
SO	3
LOB	10

Batter	1	2	3	4	5	6	7	8	9	AB	R	H	RBI	BB	SO	LOB
Tim Raines, S (1, 7) OBP: 0.365, SLG: 0.367	3-1		BB		K			5-3		3	1	0	0	1	1	0
Joel Youngblood, R (1, 9) OBP: 0.315, SLG: 0.360	1-3		K		F8			5-3		4	0	0	0	0	1	1
Andre Dawson, R (1, 8) OBP: 0.335, SLG: 0.474	K		F9			F7				3	0	0	0	0	1	1
Al Oliver, L (1, 3) OBP: 0.392, SLG: 0.522		4-3	1B			4-3				3	0	1	1	0	0	0
Gary Carter, R (1, 2) OBP: 0.388, SLG: 0.540		6-3	F8			F8				3	0	0	0	0	0	1
Tim Wallach, R (1, 5) OBP: 0.318, SLG: 0.460		BB		F7			5-3			3	1	1	0	0	0	0
Chris Speier, R (1, 6) OBP: 0.329, SLG: 0.353		BB		F9			F8			2	1	0	0	1	0	0
Doug Flynn, R (1, 4) OBP: 0.237, SLG: 0.274		3B		K			K			3	0	1	2	0	2	0
David Palmer, R (1, 1) OBP: 0.042, SLG: 0.042		5-3			1-3			K		1	0	0	0	0	0	1
Bryn Smith, R (3, 1)										1	0	0	0	0	0	0
Jeff Reardon, R (6, 1) OBP: 0.111, SLG: 0.222										1	0	0	0	0	1	0
Inning Stats	R: 0 E: 0 K: 1 S: 5 H: 0 LOB: 0 BB: 0 P: 5	R: 2 E: 0 K: 0 S: 5 H: 2 LOB: 1 BB: 1 P: 9	R: 1 E: 0 K: 1 S: 6 H: 1 LOB: 1 BB: 1 P: 10	R: 0 E: 0 K: 1 S: 5 H: 0 LOB: 0 BB: 0 P: 5	R: 0 E: 0 K: 1 S: 5 H: 0 LOB: 0 BB: 0 P: 5	R: 0 E: 0 K: 0 S: 3 H: 0 LOB: 0 BB: 0 P: 3	R: 0 E: 0 K: 1 S: 5 H: 0 LOB: 0 BB: 0 P: 5	R: 0 E: 0 K: 1 S: 5 H: 0 LOB: 0 BB: 0 P: 5		1B: 2 2B: 0 3B: 1 HR: 0 SF: 0 SAC: 0 DP: 0 HBP: 0						

PITCHER		IP	WLS	BF	H	R	ER	SO	BB	IBB	HBP	BLK	WP	HR	S	P	ERA	WHIP
Mike Krukow, R ERA: 2.78	(1, 1)	7.0	L	26	3	3	3	5	2	0	0	0	0	0	34	42	3.86	0.714
Tug McGraw, L ERA: 4.66	(8, 1)	1.0		3	0	0	0	1	0	0	0	0	0	0	5	5	0.00	0.000

PITCHER	IP	WLS	BF	H	R	ER	SO	BB	IBB	HBP	BLK	WP	HR	S	P	ERA	WHIP

BOTTOM

Philadelphia Phillies @ Montreal Expos

Olympic Stadium, Montreal, QB

Fri Aug 13 1982, 7:05 PM EDT

Att. 48,237 - Unknown

livebaseballscorecards.com

AB	27
R	3
H	3
RBI	3
BB	2
SO	6
LOB	4

PA: 29

WP: 0
PB: 0
SB: 1
CS: 0

Philadelphia Phillies @ Montreal Expos

Olympic Stadium, Montreal, QB

Sat Aug 14 1982, 7:05 PM EDT

Att. 50,572 - Unknown

TOP

livebaseballscorecards.com

Batter	1	2	3	4	5	6	7	8	9	AB	R	H	RBI	BB	SO	LOB
Pete Rose, S (1, 3) OBP: 0.350, SLG: 0.368	F7	G3 3-H			1B 2B		2B 1B	1B BB BB F8		5	2	2	1	1	0	2
Manny Trillo, R (1, 4) OBP: 0.321, SLG: 0.322	F8	P6			F5-4-3 2-3 1B		2B 1-H 2B	BBBB 1B WP 1B 1-2 2-3 BB	F9	5	2	2	1	1	0	1
Luis Aguayo, R (9, 4) OBP: 0.268, SLG: 0.447										0	0	0	0	0	0	0
Gary Matthews, R (1, 7) OBP: 0.343, SLG: 0.448	1B 2B	SSS K			F5-4-3 1-2		2B 2-H 2B	1B WP 1-2 2-3 3-H 1B	2B 2B	6	2	4	2	0	1	2
Mike Schmidt, R (1, 5) OBP: 0.416, SLG: 0.574	2-3 1B	F4				BB 1B 1B	P6	BB WP HR 1-2 2-3 3-H 1B	2B IBB	5	2	3	1	1	0	1
Bo Diaz, R (1, 2) OBP: 0.340, SLG: 0.480	F9	SSSS K				SSS 1-2 BB 1B	K	BBBB BB HR 1-2 2-H 3-H BB	1-H 2-H 2B	5	1	2	2	1	2	3
Garry Maddox, R (1, 8) OBP: 0.297, SLG: 0.423		2B 2B		F8		BBBB 1-2 2-3 BB	1-3	BBBB HR 1-2 2-3 BB	F7	3	1	1	0	1	0	1
Jerry Reed, R (7, 1)										0	0	0	0	0	0	0
Greg Gross, L (8, PH) OBP: 0.364, SLG: 0.309										1	1	0	0	1	0	1
(8, 9)																
George Vukovich, L (1, 9) OBP: 0.341, SLG: 0.403		SH3-4 G3 2-H 2B		F8		P6		1B WP SF8 1B HR	5-3	3	1	1	1	0	0	3
Bill Robinson, R (8, PH) OBP: 0.279, SLG: 0.427										2	2	2	4	0	0	0
Ron Reed, R (8, 1) OBP: 0.273, SLG: 0.333										1	0	0	0	0	0	1
Ivan De Jesus, R (1, 6) OBP: 0.308, SLG: 0.301		BBBB SH3-4 BB		SSS K		F3		BB PB 1B 1B F4-3		4	1	1	0	1	1	3
Steve Carlton, L (1, 1) OBP: 0.194, SLG: 0.278		SH3-4 1-2 2-3			6-3	3-1		SF8 1-2 3-H 1B		2	0	0	0	0	0	3
Bob Dernier, R (7, 8) OBP: 0.322, SLG: 0.328										1	0	1	1	0	0	0
Inning Stats	R: 0 E: 0 K: 0 S: 5 H: 2 LOB: 2 BB: 0 P: 5	R: 2 E: 0 K: 0 S: 5 H: 2 LOB: 1 BB: 1 P: 9	R: 0 E: 0 K: 2 S: 7 H: 0 LOB: 0 BB: 0 P: 7	R: 0 E: 0 K: 1 S: 5 H: 0 LOB: 0 BB: 0 P: 5	R: 0 E: 0 K: 0 S: 4 H: 2 LOB: 1 BB: 0 P: 4	R: 0 E: 0 K: 0 S: 5 H: 2 LOB: 3 BB: 1 P: 9	R: 2 E: 0 K: 1 S: 8 H: 3 LOB: 1 BB: 0 P: 8	R: 9 E: 0 K: 0 S: 9 H: 6 LOB: 1 BB: 4 P: 25	R: 2 E: 0 K: 0 S: 5 H: 2 LOB: 1 BB: 1 P: 9	1B: 10 2B: 8 3B: 0 HR: 1 SF: 1 SAC: 1 DP: 1 HBP: 0							

	AB	43
	R	15
	H	19
	RBI	13
	BB	7
	SO	4
	LOB	21

WP: 3 PB: 1 SB: 0 CS: 0 PA: 52

PITCHER		IP	WLS	BF	H	R	ER	SO	BB	IBB	HBP	BLK	WP	HR	S	P	ERA	WHIP
Scott Sanderson, R ERA: 3.6	(1, 1)	6.0		30	11	4	4	3	2	0	0	0	0	0	34	42	6.00	2.167
Bryn Smith, R ERA: 4.03	(7, 1)	1.0		3	0	0	0	1	0	0	0	0	0	0	5	5	0.00	0.000
Woodie Fryman, L ERA: 4.08	(8, 1)	0.1		4	2	3	3	0	1	0	0	0	1	0	3	7	81.00	9.000
Jeff Reardon, R ERA: 2.51	(8, 1)	0.0	L	3	2	0	0	0	1	0	0	0	0	0	2	6	∞	∞
Ray Burris, R ERA: 4.7	(8, 1)	0.1		5	2	6	6	0	2	0	0	0	1	1	3	11	162.00	12.000

PITCHER		IP	WLS	BF	H	R	ER	SO	BB	IBB	HBP	BLK	WP	HR	S	P	ERA	WHIP
Dan Schatzeder, L ERA: 5.81	(8, 1)	1.1		7	2	2	2	0	0	1	0	0	0	0	6	10	13.50	1.500

Batter	1	2	3	4	5	6	7	8	9	AB	R	H	RBI	BB	SO	LOB
Tim Raines, S (1, 7) OBP: 0.363, SLG: 0.364	K	6-3			SH2-3 BB		E7 1B 3B 2-H	K		4	1	0	0	1	2	0
Joel Youngblood, R (1, 9) OBP: 0.318, SLG: 0.362	1B 2B 1B	K2-3			SH2-3 1-2		3B 1B 2-3		K	4	2	2	0	0	2	0
Andre Dawson, R (1, 8) OBP: 0.338, SLG: 0.482	2B 1B 1-2	P4			K		1B 3B 1-H 3-H		2B	5	3	3	2	0	1	1
Al Oliver, L (1, 3) OBP: 0.396, SLG: 0.529	HR 2B 1-H 2-H	F8			IBB		P9-3 1B 3-H		2B 2-H	4	2	3	4	1	0	0
Gary Carter, R (1, 2) OBP: 0.388, SLG: 0.549	HR 2-H	5-3			F8		P9-3 1-1f		1B 2-H	5	2	2	3	0	0	3
Tim Wallach, R (1, 5) OBP: 0.321, SLG: 0.464	FC6-4 2B	6-3			P2		1B		1B 2-H	5	0	3	1	0	0	0
Chris Speier, R (1, 6) OBP: 0.328, SLG: 0.349	FC6-4 IBB	F3			5-3		F9		F7	4	0	0	0	1	0	2
Doug Flynn, R (1, 4) OBP: 0.234, SLG: 0.270 Jerry White, S (9, PH) OBP: 0.307, SLG: 0.411	FC6-4 1-2f 2-3	K			K			F9	4-3	4 1	0 0	0 0	0 0	0 0	2 0	2 1
Scott Sanderson, R (1, 1) OBP: 0.190, SLG: 0.200 Bryn Smith, R (7, 1) Woodie Fryman, R (8, 1) OBP: 0.167, SLG: 0.167 Jeff Reardon, R (8, 1) OBP: 0.111, SLG: 0.222 Ray Burris, R (8, 1) OBP: 0.308, SLG: 0.261 Dan Schatzeder, L (8, 1) OBP: 0.286, SLG: 0.231	6-3				F8		E5 E	4-3		2 1 0 0 0 0 1	0 1 0 0 0 0 0	0 0 0 0 0 0 0	0 0 0 0 0 0 0	0 0 0 0 0 0 0	0 0 0 0 0 0 0	2 0 0 0 0 0 0
Inning Stats	R: 4 E: 0 K: 1 S: 10 H: 5 LOB: 2 BB: 1 P: 14	R: 0 E: 0 K: 1 S: 5 H: 0 LOB: 0 BB: 0 P: 5	R: 0 E: 0 K: 0 S: 3 H: 0 LOB: 0 BB: 0 P: 3	R: 0 E: 0 K: 1 S: 5 H: 0 LOB: 0 BB: 0 P: 5	R: 0 E: 0 K: 1 S: 5 H: 0 LOB: 2 BB: 2 P: 13	R: 0 E: 0 K: 1 S: 5 H: 0 LOB: 0 BB: 0 P: 5	R: 4 E: 2 K: 0 S: 8 H: 4 LOB: 1 BB: 0 P: 8	R: 0 E: 0 K: 1 S: 5 H: 0 LOB: 0 BB: 0 P: 5	R: 3 E: 0 K: 1 S: 9 H: 4 LOB: 1 BB: 0 P: 9	1B: 6 2B: 6 3B: 1 HR: 1 SF: 0 SAC: 1 DP: 1 HBP: 0						

PITCHER		IP	WLS	BF	H	R	ER	SO	BB	IBB	HBP	BLK	WP	HR	S	P	ERA	WHIP
Steve Carlton, L ERA: 3.27	(1, 1)	6.2		33	9	8	6	5	1	2	0	0	0	1	40	52	8.10	1.500
Jerry Reed, R ERA: 8.1	(7, 1)	0.1	W	1	0	0	0	0	0	0	0	0	0	0	1	1	0.00	0.000
Ron Reed, R ERA: 3.12	(8, 1)	2.0		10	4	3	3	2	0	0	0	0	0	0	14	14	13.50	2.000

PITCHER	IP	WLS	BF	H	R	ER	SO	BB	IBB	HBP	BLK	WP	HR	S	P	ERA	WHIP

BOTTOM

Philadelphia Phillies @ Montreal Expos

Olympic Stadium, Montreal, QB

Sat Aug 14 1982, 7:05 PM EDT

Att. 50,572 - Unknown

livebaseballscorecards.com

AB	40
R	11
H	13
RBI	10
BB	3
SO	7
LOB	11

WP: 0		PA:	44
PB: 0			
SB: 0			
CS: 0			

Philadelphia Phillies @ Montreal Expos

Olympic Stadium, Montreal, QB

Sun Aug 15 1982, 3:33 AM EDT

Att. 59,094 - Unknown

TOP

livebaseballscorecards.com

Batter	1	2	3	4	5	6	7	8	9	AB	R	H	RBI	BB	SO	LOB
Pete Rose, S (1, 3) OBP: 0.350, SLG: 0.367	F7			F4-3		F4-3			SH1-4 HR 1B	4	1	1	0	0	0	0
Manny Trillo, R (1, 4) OBP: 0.321, SLG: 0.322	E3 CS			F6-4-3 1B			F7		SH1-4 1-2	3	0	1	0	0	0	0
Gary Matthews, R (1, 7) OBP: 0.342, SLG: 0.446 Bob Dernier, R (9, 9) OBP: 0.322, SLG: 0.328	F4-3 1-2			F6-4-3 1-2			1B		F4	4 0	0 0	1 0	0 0	0 0	0 0	3 0
Mike Schmidt, R (1, 5) OBP: 0.414, SLG: 0.579		K			K		F3		HR 2-H	4	1	1	2	0	2	1
George Vukovich, L (1, 9) OBP: 0.339, SLG: 0.400 Tug McGraw, R (9, 1) Ron Reed, R (9, 1) OBP: 0.273, SLG: 0.333		6-3			FC5-4 1B		1-3		P6	4 0 0	0 0 0	1 0 0	0 0 0	0 0 0	0 0 0	1 0 0
Garry Maddox, R (1, 8) OBP: 0.297, SLG: 0.435		5-3			FC5-4 1-2f			HR		3	1	1	1	0	0	1
Ozzie Virgil, R (1, 2) OBP: 0.279, SLG: 0.321 Greg Gross, L (9, 7) OBP: 0.364, SLG: 0.309			F6-4-3 1B		F8			6-3		3 0	0 0	1 0	0 0	0 0	0 0	1 0
Ivan De Jesus, R (1, 6) OBP: 0.305, SLG: 0.298			F6-4-3 1-2			F8		F7		3	0	0	0	0	0	1
Marty Bystrom, R (1, 1) OBP: 0.158, SLG: 0.167 Bo Diaz, R (9, 2) OBP: 0.340, SLG: 0.480			K			F4-3		5-3		3 0	0 0	0 0	0 0	0 0	1 0	0 0

	AB	31
	R	3
	H	7
	RBI	3
	BB	0
	SO	3
	LOB	8

Inning Stats										
	R: 0 E: 1 K: 0 S: 3	H: 0 LOB: 0 BB: 0 P: 3	R: 0 E: 0 K: 1 S: 5	H: 0 LOB: 0 BB: 0 P: 5	R: 0 E: 0 K: 1 S: 5	H: 1 LOB: 0 BB: 0 P: 5	R: 0 E: 0 K: 0 S: 3	H: 1 LOB: 0 BB: 0 P: 3	R: 0 E: 0 K: 1 S: 6	H: 1 LOB: 1 BB: 0 P: 6
	R: 0 E: 0 K: 0 S: 3	H: 0 LOB: 0 BB: 0 P: 3	R: 0 E: 0 K: 0 S: 4	H: 1 LOB: 1 BB: 0 P: 4	R: 1 E: 0 K: 0 S: 4	H: 1 LOB: 0 BB: 0 P: 4	R: 2 E: 0 K: 0 S: 5	H: 2 LOB: 0 BB: 0 P: 5	1B: 5 2B: 0 3B: 0 HR: 2	SF: 0 SAC: 1 DP: 2 HBP: 0

WP: 0 PB: 0 SB: 0 CS: 1 PA: 32

PITCHER	IP	WLS	BF	H	R	ER	SO	BB	IBB	HBP	BLK	WP	HR	S	P	ERA	WHIP
Steve Rogers, R (1, 1) ERA: 2.48	9.0	L	32	7	3	3	3	0	0	0	0	0	2	38	38	3.00	0.778

PITCHER	IP	WLS	BF	H	R	ER	SO	BB	IBB	HBP	BLK	WP	HR	S	P	ERA	WHIP

Batter	1	2	3	4	5	6	7	8	9	AB	R	H	RBI	BB	SO	LOB
Warren Cromartie, L (1, 7) OBP: 0.331, SLG: 0.378	BBBB 4-0 G5-4-3 BB		x 0-0 L5 ②			x 0-0 F9 ②			x 0-0 1B	3	0	1	0	1	0	0
Joel Youngblood, R (1, 9) OBP: 0.313, SLG: 0.356	x 0-0 G5-4-3 ①② 1-2f		x 0-0 F9 ③			x 0-0 L7 ③			x 0-0 F9 ①	4	0	0	0	0	0	2
Andre Dawson, R (1, 8) OBP: 0.335, SLG: 0.478	SSS 0-3 K ③			x 0-0 6-3 ①			x 0-0 F8 ①		x 0-0 L8 ②	4	0	0	0	0	1	1
Al Oliver, L (1, 3) OBP: 0.397, SLG: 0.528		x 0-0 BB E 1B		H 1-0 G1-4-3 HBP			x 0-0 6-3 ②		x 0-0 F8 ③	3	1	1	0	0	0	1
Gary Carter, R (1, 2) OBP: 0.387, SLG: 0.546		BBBB 4-0 FC6-4 1-2 BB		x 0-0 G1-4-3 ②③ 1-2f			x 0-0 F3 ③			2	0	0	0	1	0	1
Tim Wallach, R (1, 5) OBP: 0.322, SLG: 0.463		x 0-0 P6 ①			x 0-0 F6-4-3 1B			x 0-0 F7 ①		3	0	1	0	0	0	2
Chris Speier, R (1, 6) OBP: 0.328, SLG: 0.349		x 0-0 FC6-4 ② 1-2f 2-H			x 0-0 F7 ①			x 0-0 1B		3	0	1	0	0	0	2
Doug Flynn, R (1, 4) OBP: 0.232, SLG: 0.268		x 0-0 F3-1 ③			x 0-0 F6-4-3 ②③ 1-2			x 0-0 F7 ②		3	0	0	0	0	0	3
Steve Rogers, R (1, 1) OBP: 0.254, SLG: 0.183			x 0-0 1-3 ①			x 0-0 5-3 ①		x 0-0 1-3 ③		3	0	0	0	0	0	1
Inning Stats	R: 0 E: 0 K: 1 S: 4 H: 0 LOB: 0 BB: 1 P: 8	R: 1 E: 1 K: 0 S: 4 H: 1 LOB: 1 BB: 1 P: 8	R: 0 E: 0 K: 0 S: 3 H: 0 LOB: 0 BB: 0 P: 3	R: 0 E: 0 K: 0 S: 2 H: 0 LOB: 0 BB: 0 P: 3	R: 0 E: 0 K: 0 S: 3 H: 1 LOB: 0 BB: 0 P: 3	R: 0 E: 0 K: 0 S: 3 H: 0 LOB: 0 BB: 0 P: 3	R: 0 E: 0 K: 0 S: 3 H: 0 LOB: 0 BB: 0 P: 3	R: 0 E: 0 K: 0 S: 4 H: 1 LOB: 1 BB: 0 P: 4	R: 0 E: 0 K: 0 S: 4 H: 1 LOB: 1 BB: 0 P: 4	1B: 4 2B: 0 3B: 0 HR: 0	SF: 0 SAC: 0 DP: 3 HBP: 1						

PITCHER		IP	WLS	BF	H	R	ER	SO	BB	IBB	HBP	BLK	WP	HR	S	P	ERA	WHIP
Marty Bystrom, R ERA: 3.95	(1, 1)	8.0	W	27	3	1	0	1	2	0	1	0	0	0	26	35	0.00	0.625
Tug McGraw, L ERA: 4.66	(9, 1)	0.0		1	1	0	0	0	0	0	0	0	0	0	1	1	∞	∞
Ron Reed, R ERA: 3.08	(9, 1)	1.0	S	3	0	0	0	0	0	0	0	0	0	0	3	3	0.00	0.000

PITCHER	IP	WLS	BF	H	R	ER	SO	BB	IBB	HBP	BLK	WP	HR	S	P	ERA	WHIP

BOTTOM

Philadelphia Phillies @ Montreal Expos

Olympic Stadium, Montreal, QB

Sun Aug 15 1982, 3:33 AM EDT

Att. 59,094 - Unknown

livebaseballscorecards.com

AB	28
R	1
H	4
RBI	0
BB	2
SO	1
LOB	13

1B: 4	SF: 0	WP: 0	PA: 31
2B: 0	SAC: 0	PB: 0	
3B: 0	DP: 3	SB: 0	
HR: 0	HBP: 1	CS: 0	

Batter	1	2	3	4	5	6	7	8	9	AB	R	H	RBI	BB	SO	LOB
Pete Rose, S (1, 3) OBP: 0.347, SLG: 0.364	F7		4-3			4-3		4-3		4	0	0	0	0	0	0
Manny Trillo, R (1, 4) OBP: 0.320, SLG: 0.321	6-3			K2-3		F8			FC6-4, 1B	4	0	1	0	0	1	0
Gary Matthews, R (1, 7) OBP: 0.339, SLG: 0.442	5-3			6-3			K		F8	4	0	0	0	0	1	1
Mike Schmidt, R (1, 5) OBP: 0.413, SLG: 0.575		1-3		E S, 1B			6-3		L8	4	0	1	0	0	0	1
Bo Diaz, R (1, 2) OBP: 0.339, SLG: 0.478		L7		F3, 1-3			1B		FC6-4, 1-2f	4	0	1	0	0	0	2
Garry Maddox, R (1, 8) OBP: 0.302, SLG: 0.438		1B			P5		1-2, 1B			3	0	2	0	0	0	0
George Vukovich, L (1, 9) OBP: 0.335, SLG: 0.394		6-3			L7		K			3	0	0	0	0	1	3
Ivan De Jesus, R (1, 6) OBP: 0.303, SLG: 0.296			L9		K			6-3		3	0	0	0	0	1	0
Larry Christenson, R (1, 1) OBP: 0.107, SLG: 0.182			5-3			5-3		6-3		2	0	0	0	0	0	0
Greg Gross, L (8, PH) OBP: 0.360, SLG: 0.306										1	0	0	0	0	0	0
Tug McGraw, R (8, 1)										0	0	0	0	0	0	0
Ed Farmer, R (8, 1)										0	0	0	0	0	0	0
Inning Stats	R: 0 E: 0 K: 0 S: 3 H: 0 LOB: 0 BB: 0 P: 3	R: 0 E: 0 K: 0 S: 4 H: 1 LOB: 1 BB: 0 P: 4	R: 0 E: 0 K: 0 S: 3 H: 0 LOB: 0 BB: 0 P: 3	R: 0 E: 0 K: 1 S: 6 H: 1 LOB: 1 BB: 0 P: 6	R: 0 E: 0 K: 1 S: 5 H: 0 LOB: 0 BB: 0 P: 5	R: 0 E: 0 K: 0 S: 3 H: 0 LOB: 0 BB: 0 P: 3	R: 0 E: 0 K: 2 S: 9 H: 2 LOB: 2 BB: 0 P: 9	R: 0 E: 0 K: 0 S: 3 H: 0 LOB: 0 BB: 0 P: 3	R: 0 E: 0 K: 0 S: 4 H: 1 LOB: 1 BB: 0 P: 4	1B: 5 2B: 0 3B: 0 HR: 0 SF: 0 SAC: 0 DP: 0 HBP: 0							

PITCHER		IP	WLS	BF	H	R	ER	SO	BB	IBB	HBP	BLK	WP	HR	S	P	ERA	WHIP
Vern Ruhle, R ERA: 3.41	(1, 1)	9.0	W	32	5	0	0	4	0	0	0	0	0	0	40	40	0.00	0.556

PITCHER	IP	WLS	BF	H	R	ER	SO	BB	IBB	HBP	BLK	WP	HR	S	P	ERA	WHIP

TOP

Philadelphia Phillies @ Houston Astros

Astrodome, Houston, TX

Tue Aug 17 1982, 8:05 PM EDT

Att. 19,725 - Dome

livebaseballscorecards.com

AB	32
R	0
H	5
RBI	0
BB	0
SO	4
LOB	7

WP: 0 PB: 0 SB: 1 CS: 0 PA: 32

Batter	1	2	3	4	5	6	7	8	9	AB	R	H	RBI	BB	SO	LOB
Dickie Thon, R (1, 6) OBP: 0.325, SLG: 0.412	S 1B		1B SF7 1B		F8			SH1-4 1B		4	1	3	0	0	0	0
Terry Puhl, L (1, 9) OBP: 0.331, SLG: 0.392	F9 1-2		1-3 1B		L8			SH1-4 1-2		3	0	1	0	0	0	1
Ray Knight, R (1, 3) OBP: 0.364, SLG: 0.408	B B B G5-4-3 BB		SF7 3-H			4-3		G6-4-3 IBB		1	0	0	1	2	0	0
Phil Garner, R (1, 4) OBP: 0.299, SLG: 0.425	G5-4-3 1-2f		CS 1B			1-3		G6-4-3 1-2f		4	0	1	0	0	0	4
Jose Cruz, L (1, 7) OBP: 0.344, SLG: 0.386		S 1B 1B	CS 1-2	F7		FC6-4 1B				3	1	2	0	0	0	0
Alan Knicely, R (1, 2) OBP: 0.286, SLG: 0.274		S S K 1-2		6-3		FC6-4 1-2f				3	0	0	0	0	1	2
Art Howe, R (1, 5) OBP: 0.310, SLG: 0.302		4-3		1B			F9			3	0	1	0	0	0	1
Tony Scott, S (1, 8) OBP: 0.275, SLG: 0.314		2-H 1B		4-3			4-3			3	0	1	1	0	0	1
Vern Ruhle, R (1, 1) OBP: 0.182, SLG: 0.100		S S K			5-3		P4			3	0	0	0	0	1	1
Inning Stats	R: 0 E: 0 K: 0 S: 3 H: 1 LOB: 1 BB: 1 P: 7	R: 1 E: 0 K: 2 S: 9 H: 2 LOB: 1 BB: 0 P: 9	R: 1 E: 0 K: 0 S: 4 H: 3 LOB: 0 BB: 0 P: 4	R: 0 E: 0 K: 0 S: 4 H: 1 LOB: 1 BB: 0 P: 4	R: 0 E: 0 K: 0 S: 3 H: 0 LOB: 0 BB: 0 P: 3	R: 0 E: 0 K: 0 S: 4 H: 1 LOB: 1 BB: 0 P: 4	R: 0 E: 0 K: 0 S: 3 H: 0 LOB: 0 BB: 0 P: 3	R: 0 E: 0 K: 0 S: 3 H: 1 LOB: 1 BB: 1 P: 7		1B: 9 2B: 0 3B: 0 HR: 0 SF: 1 SAC: 1 DP: 2 HBP: 0						

PITCHER		IP	WLS	BF	H	R	ER	SO	BB	IBB	HBP	BLK	WP	HR	S	P	ERA	WHIP
Larry Christenson, R ERA: 3.41	(1, 1)	7.0	L	27	8	2	2	2	1	0	0	0	0	0	30	34	2.57	1.286
Tug McGraw, L ERA: 4.58	(8, 1)	0.1		3	1	0	0	0	0	1	0	0	0	0	2	6	0.00	3.000
Ed Farmer, R ERA: 5.57	(8, 1)	0.2		1	0	0	0	0	0	0	0	0	0	0	1	1	0.00	0.000

PITCHER	IP	WLS	BF	H	R	ER	SO	BB	IBB	HBP	BLK	WP	HR	S	P	ERA	WHIP

BOTTOM

Philadelphia Phillies @ Houston Astros

Astrodome, Houston, TX

Tue Aug 17 1982, 8:05 PM EDT

Att. 19,725 - Dome

livebaseballscorecards.com

AB	27
R	2
H	9
RBI	2
BB	2
SO	2
LOB	10

WP: 0 PA: 32
PB: 0
SB: 2
CS: 1

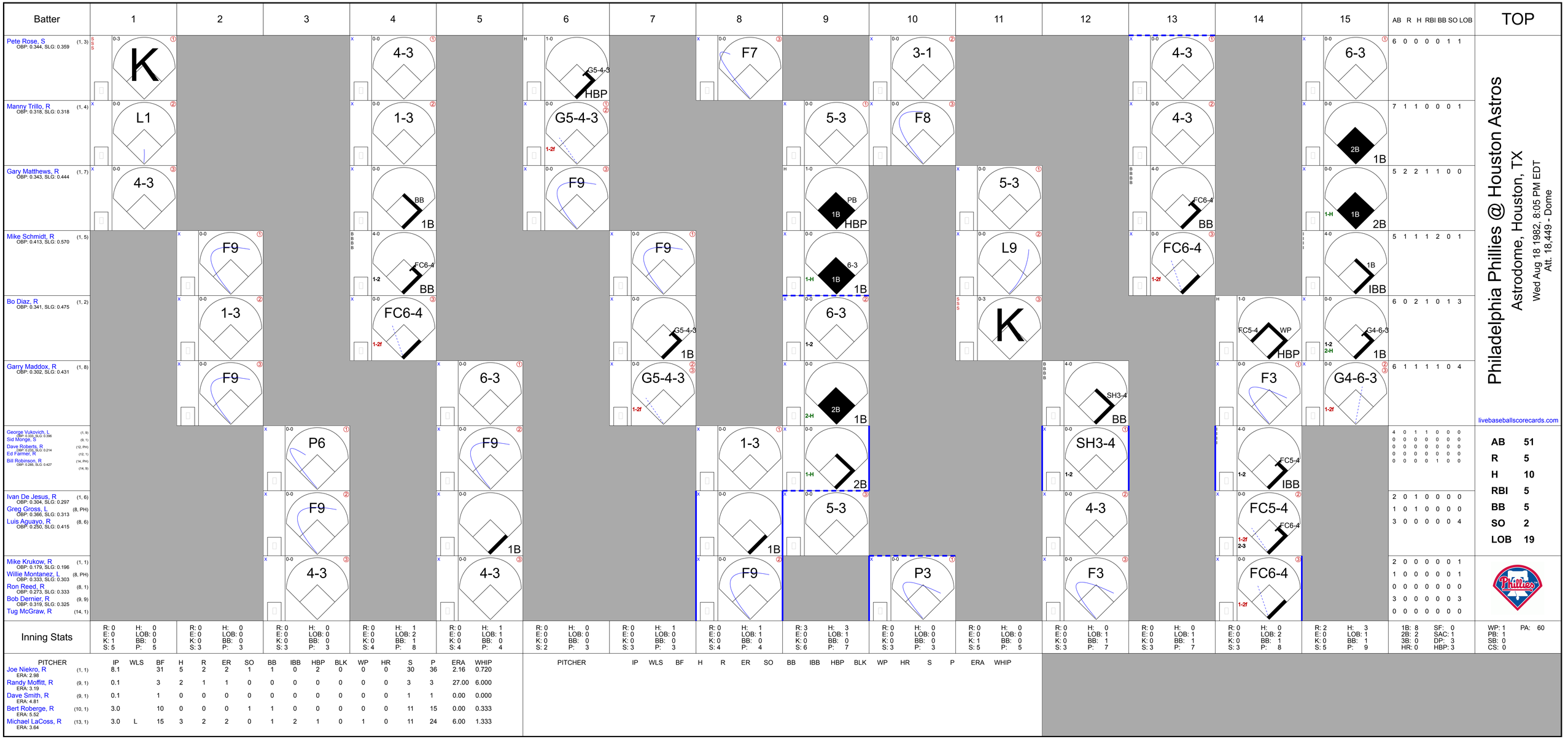
Batter
1
2
3
4
5
6
7
8
9
10
11
12
13
14
15
AB R H RBI BB SO LOB
TOP
Pete Rose, S (1, 3) OBP: 0.344, SLG: 0.359
Manny Trillo, R (1, 4) OBP: 0.318, SLG: 0.318
Gary Matthews, R (1, 7) OBP: 0.343, SLG: 0.444
Mike Schmidt, R (1, 5) OBP: 0.413, SLG: 0.570
Bo Diaz, R (1, 2) OBP: 0.341, SLG: 0.475
Garry Maddox, R (1, 8) OBP: 0.302, SLG: 0.431
George Vukovich, L (1, 9) OBP: 0.333, SLG: 0.396
Sid Monge, S (9, 1)
Dave Roberts, R (12, PH) OBP: 0.233, SLG: 0.214
Ed Farmer, R (12, 1)
Bill Robinson, R (14, PH) OBP: 0.285, SLG: 0.427
(14, 9)
Ivan De Jesus, R (1, 6) OBP: 0.304, SLG: 0.297
Greg Gross, L (8, PH) OBP: 0.366, SLG: 0.313
Luis Aguayo, R (8, 6) OBP: 0.250, SLG: 0.415
Mike Krukow, R (1, 1) OBP: 0.179, SLG: 0.196
Willie Montanez, L (8, PH) OBP: 0.333, SLG: 0.303
Ron Reed, R (8, 1) OBP: 0.273, SLG: 0.333
Bob Dernier, R (9, 9) OBP: 0.319, SLG: 0.325
Tug McGraw, R (14, 1)
Inning Stats
PITCHER IP WLS BF H R ER SO BB IBB HBP BLK WP HR S P ERA WHIP
Joe Niekro, R (1, 1) ERA: 2.98
Randy Moffitt, R (9, 1) ERA: 3.19
Dave Smith, R (9, 1) ERA: 4.81
Bert Roberge, R (10, 1) ERA: 5.52
Michael LaCoss, R (13, 1) ERA: 3.64
Philadelphia Phillies @ Houston Astros
Astrodome, Houston, TX
Wed Aug 18 1982, 8:05 PM EDT
Att. 18,449 - Dome
livebaseballscorecards.com
AB 51
R 5
H 10
RBI 5
BB 5
SO 2
LOB 19
WP: 1 PB: 1 SB: 0 CS: 0
PA: 60

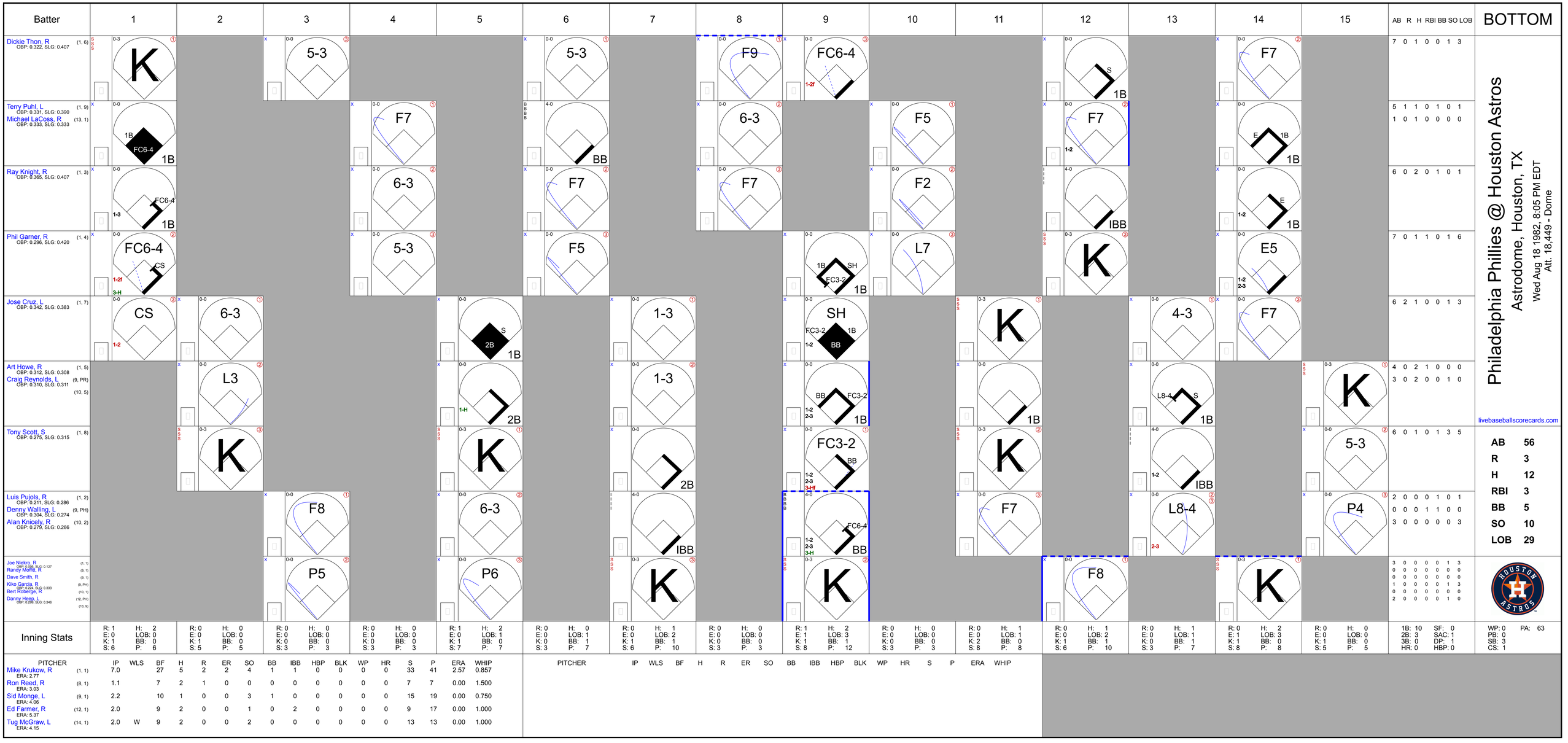
Batter
1
2
3
4
5
6
7
8
9
10
11
12
13
14
15
AB R H RBI BB SO LOB
BOTTOM
Dickie Thon, R (1, 6)
OBP: 0.322, SLG: 0.407
K
5-3
5-3
F9
FC6-4
F7
7 0 1 0 0 1 3
Terry Puhl, L (1, 9)
OBP: 0.331, SLG: 0.390
Michael LaCoss, R (13, 1)
OBP: 0.333, SLG: 0.333
1B FC6-4 1B
F7
BB
6-3
F5
S 1B
F7
E 1B 1B
5 1 1 0 1 0 1
1 0 1 0 0 0 0
Ray Knight, R (1, 3)
OBP: 0.365, SLG: 0.407
FC6-4 1B
6-3
F7
F2
IBB
E 1B
6 0 2 0 1 0 1
Phil Garner, R (1, 4)
OBP: 0.296, SLG: 0.420
FC6-4 CS
5-3
F5
1B SH FC3-2 1B
L7
K
E5
7 0 1 1 0 1 6
Jose Cruz, L (1, 7)
OBP: 0.342, SLG: 0.383
CS
6-3
S 2B 1B
1-3
SH FC3-2 1B BB
K
4-3
F7
6 2 1 0 0 1 3
Art Howe, R (1, 5)
OBP: 0.312, SLG: 0.308
Craig Reynolds, L (9, PR)
OBP: 0.310, SLG: 0.311
(10, 5)
L3
2B
1-3
BB FC3-2 1B
1B
L8-4 S 1B
K
4 0 2 1 0 0 0
3 0 2 0 0 1 0
Tony Scott, S (1, 8)
OBP: 0.275, SLG: 0.315
K
K
2B
FC3-2 BB
K
IBB
5-3
6 0 1 0 1 3 5
Luis Pujols, R (1, 2)
OBP: 0.211, SLG: 0.286
Denny Walling, L (9, PH)
OBP: 0.304, SLG: 0.274
Alan Knicely, R (10, 2)
OBP: 0.279, SLG: 0.266
F8
6-3
IBB
FC6-4 BB
F7
L8-4
P4
2 0 0 0 1 0 1
0 0 0 1 1 0 0
3 0 0 0 0 0 3
Joe Niekro, R (1, 1)
OBP: 0.096, SLG: 0.127
Randy Moffitt, R (9, 1)
Dave Smith, R (9, 1)
Kiko Garcia, R (9, PH)
OBP: 0.224, SLG: 0.333
Bert Roberge, R (10, 1)
Danny Heep, L (12, PH)
OBP: 0.286, SLG: 0.346
(13, 9)
P5
P6
K
F8
K
3 0 0 0 0 1 3
0 0 0 0 0 0 0
0 0 0 0 0 0 0
1 0 0 0 0 1 3
0 0 0 0 0 0 0
2 0 0 0 0 1 0
Inning Stats
R: 1 H: 2 E: 0 LOB: 0 K: 1 BB: 0 S: 6 P: 6
R: 0 H: 0 E: 0 LOB: 0 K: 1 BB: 0 S: 5 P: 5
R: 0 H: 0 E: 0 LOB: 0 K: 0 BB: 0 S: 3 P: 3
R: 0 H: 0 E: 0 LOB: 0 K: 0 BB: 0 S: 3 P: 3
R: 1 H: 2 E: 0 LOB: 1 K: 1 BB: 0 S: 7 P: 7
R: 0 H: 0 E: 0 LOB: 1 K: 0 BB: 1 S: 3 P: 7
R: 0 H: 1 E: 0 LOB: 2 K: 1 BB: 1 S: 6 P: 10
R: 0 H: 0 E: 0 LOB: 0 K: 0 BB: 0 S: 3 P: 3
R: 1 H: 2 E: 1 LOB: 3 K: 1 BB: 1 S: 8 P: 12
R: 0 H: 0 E: 0 LOB: 0 K: 0 BB: 0 S: 3 P: 3
R: 0 H: 1 E: 0 LOB: 1 K: 2 BB: 0 S: 8 P: 8
R: 0 H: 1 E: 0 LOB: 2 K: 1 BB: 1 S: 6 P: 10
R: 0 H: 1 E: 0 LOB: 1 K: 1 BB: 0 S: 3 P: 7
R: 0 H: 2 E: 1 LOB: 3 K: 1 BB: 0 S: 8 P: 8
R: 0 H: 0 E: 0 LOB: 0 K: 1 BB: 0 S: 5 P: 5
1B: 10 2B: 3 3B: 0 HR: 0
SF: 0 SAC: 1 DP: 1 HBP: 0
WP: 0 PB: 0 SB: 3 CS: 1
PA: 63
PITCHER IP WLS BF H R ER SO BB IBB HBP BLK WP HR S P ERA WHIP
Mike Krukow, R (1, 1) ERA: 2.77 7.0 27 5 2 2 4 1 1 0 0 0 0 33 41 2.57 0.857
Ron Reed, R (8, 1) ERA: 3.03 1.1 7 2 1 0 0 0 0 0 0 0 0 7 7 0.00 1.500
Sid Monge, L (9, 1) ERA: 4.06 2.2 10 1 0 0 3 1 0 0 0 0 0 15 19 0.00 0.750
Ed Farmer, R (12, 1) ERA: 5.37 2.0 9 2 0 0 1 0 2 0 0 0 0 9 17 0.00 1.000
Tug McGraw, L (14, 1) ERA: 4.15 2.0 W 9 2 0 0 2 0 0 0 0 0 0 13 13 0.00 1.000
PITCHER IP WLS BF H R ER SO BB IBB HBP BLK WP HR S P ERA WHIP
Philadelphia Phillies @ Houston Astros
Astrodome, Houston, TX
Wed Aug 18 1982, 8:05 PM EDT
Att. 18,449 - Dome
livebaseballscorecards.com
AB 56
R 3
H 12
RBI 3
BB 5
SO 10
LOB 29

Batter	1	2	3	4	5	6	7	8	9	10	11	AB	R	H	RBI	BB	SO	LOB
Pete Rose, S (1, 3) OBP: 0.342, SLG: 0.357	6-3		1B	F9		4-3		F9			4-3	6	1	1	0	0	0	1
Manny Trillo, R (1, 4) OBP: 0.318, SLG: 0.317	2-3		P4	6-3			FC5 1B BB		6-3		1B	5	0	1	0	1	0	1
Gary Matthews, R (1, 7) OBP: 0.343, SLG: 0.442	6-3		1B 1-2		G6-4-3 BB		F8		P4		F9	6	2	2	0	0	0	2
Sid Monge, S (11, 1)												0	0	0	0	0	0	0
Mike Schmidt, R (1, 5) OBP: 0.417, SLG: 0.571		K	1B 1-2 2-3		G6-4-3 1-2 BB		1B 1-2		FC4-6 BB			3	1	2	0	2	1	0
Bo Diaz, R (1, 2) OBP: 0.339, SLG: 0.472	HR 1B	K			G6-4-3 1-2f 2-3		P6		FC4-6 1-2f			5	1	1	0	0	1	8
Garry Maddox, R (1, 8) OBP: 0.308, SLG: 0.447	HR 1-H	1B 1-2 2-H 3-H			E 3-H		FC5 2-3f			F8		5	1	3	5	0	0	2
Bill Robinson, R (1, 9) OBP: 0.293, SLG: 0.433	5-3	1B 1-3 2-H			E5 1-3			5-3		K		3	0	2	1	0	0	1
George Vukovich, L (6, 9) OBP: 0.335, SLG: 0.397												2	0	1	0	0	1	0
Ivan De Jesus, R (1, 6) OBP: 0.301, SLG: 0.293	5-3 1-2	F9				L8		5-3 1-2		F9		5	0	0	0	0	0	4
Steve Carlton, L (1, 1) OBP: 0.184, SLG: 0.263	P6			4-3		6-3		F7			4-3	4	0	0	0	0	0	2
Greg Gross, L (11, PH) OBP: 0.363, SLG: 0.310												1	0	0	0	0	0	0
(11, 7)																		
Inning Stats	R: 0 E: 0 K: 0 S: 3 H: 0 LOB: 0 BB: 0 P: 3	R: 2 E: 0 K: 1 S: 8 H: 3 LOB: 1 BB: 0 P: 8	R: 3 E: 0 K: 1 S: 10 H: 5 LOB: 2 BB: 0 P: 10	R: 0 E: 0 K: 0 S: 3 H: 0 LOB: 0 BB: 0 P: 3	R: 1 E: 1 K: 0 S: 4 H: 2 LOB: 2 BB: 1 P: 8	R: 0 E: 0 K: 0 S: 3 H: 0 LOB: 0 BB: 0 P: 3	R: 0 E: 0 K: 0 S: 4 H: 1 LOB: 2 BB: 1 P: 8	R: 0 E: 0 K: 0 S: 4 H: 1 LOB: 1 BB: 0 P: 4	R: 0 E: 0 K: 0 S: 3 H: 0 LOB: 1 BB: 1 P: 7	R: 0 E: 0 K: 1 S: 5 H: 0 LOB: 0 BB: 0 P: 5	R: 0 E: 0 K: 0 S: 4 H: 1 LOB: 1 BB: 0 P: 4							

PITCHER		IP	WLS	BF	H	R	ER	SO	BB	IBB	HBP	BLK	WP	HR	S	P	ERA	WHIP
Bob Knepper, L ERA: 4.57	(1, 1)	5.0		25	10	6	6	2	1	0	0	0	0	1	28	32	10.80	2.200
Frank LaCorte, R ERA: 4.77	(6, 1)	1.0		4	0	0	0	0	1	0	0	0	0	0	3	7	0.00	1.000
Bert Roberge, R ERA: 4.86	(7, 1)	2.0		8	2	0	0	0	0	0	0	0	0	0	8	8	0.00	1.000
Dave Smith, R ERA: 4.53	(9, 1)	3.0	W	11	1	0	0	1	1	0	0	0	0	0	12	16	0.00	0.667

PITCHER	IP	WLS	BF	H	R	ER	SO	BB	IBB	HBP	BLK	WP	HR	S	P	ERA	WHIP

TOP

Philadelphia Phillies @ Houston Astros

Astrodome, Houston, TX

Thu Aug 19 1982, 8:05 PM EDT

Att. 18,797 - Dome

livebaseballscorecards.com

AB	45
R	6
H	13
RBI	6
BB	3
SO	3
LOB	21

1B: 12	SF: 0	WP: 0	PA: 48
2B: 0	SAC: 0	PB: 0	
3B: 0	DP: 1	SB: 0	
HR: 1	HBP: 0	CS: 0	

Batter	1	2	3	4	5	6	7	8	9	10	11	AB	R	H	RBI	BB	SO	LOB
Dickie Thon, R (1, 6) OBP: 0.325, SLG: 0.410	1B 2B 1B		G4-6-3 1-2 1B		BB 1B 1B		K		5-3		SH3-4 1-2	5	2	3	0	0	1	1
Terry Puhl, L (1, 9) OBP: 0.330, SLG: 0.389	P2		G4-6-3 1-2f 2-3		1B 3B BB		G4-3 1-2f		K		1B 2-H	1	0	0	0	0	0	1
Denny Walling, L (3, PH) OBP: 0.308, SLG: 0.273 (4, 9) (7, 8)												4	1	1	1	1	1	3
Ray Knight, R (1, 3) OBP: 0.368, SLG: 0.415	CS 1-3 1B		3B 3-H		3B 1-3 2-H 1B			E5 1B FC4-6	1B			4	1	3	2	0	0	0
Craig Reynolds, L (8, PR) OBP: 0.316, SLG: 0.317 (9, 5)												1	1	1	0	0	0	0
Phil Garner, R (1, 4) OBP: 0.299, SLG: 0.429	PO 1-2 3-H 2B		5-3		3B 1-H 3-H 3B			FC4-6 1-3 1B	1-3			5	0	3	3	0	0	2
Jose Cruz, L (1, 7) OBP: 0.340, SLG: 0.380	BB			L5	4-3			FC4-6 BB PB 1-2f 3-H		4-3		4	0	0	1	1	0	2
Alan Knicely, R (1, 2) OBP: 0.268, SLG: 0.254	PO 2-3		F8	K		6-3		K		6-3		5	0	0	0	0	2	1
Art Howe, R (1, 5) OBP: 0.313, SLG: 0.305 (9, 3)			G5-4-3 BB	5-3		5-3		BB IBB 1-2		E5		3	0	0	0	2	0	0
Tony Scott, S (1, 8) OBP: 0.273, SLG: 0.312			G5-4-3 1-2f		6-3	6-3		BB 1-2 2-3		K		3	0	0	0	0	0	1
Dave Smith, R (9, 1)												1	0	0	0	0	1	1
Bob Knepper, L (1, 1) OBP: 0.126, SLG: 0.070			G4-6-3 1B 3B 1B		L7		G4-3 1B	K			SH3-4 1B BB	1	1	1	0	0	0	0
Kiko Garcia, R (5, PH) OBP: 0.231, SLG: 0.328												1	0	0	0	0	0	0
Frank LaCorte, R (6, 1)												0	0	0	0	0	0	0
Bert Roberge, R (7, 1)												0	0	0	0	0	0	0
Danny Heep, L (7, 9) OBP: 0.306, SLG: 0.348												2	1	1	0	1	1	3
Harry Spilman, L (8, PH) OBP: 0.240, SLG: 0.333												0	0	0	0	1	0	0
Inning Stats	R: 1 E: 0 K: 0 S: 4 H: 3 LOB: 1 BB: 1 P: 8		R: 0 E: 0 K: 0 S: 2 H: 0 LOB: 0 BB: 1 P: 6	R: 0 E: 0 K: 0 S: 5 H: 0 LOB: 0 BB: 0 P: 5	R: 3 E: 0 K: 0 S: 6 H: 3 LOB: 1 BB: 1 P: 10	R: 0 E: 0 K: 0 S: 3 H: 0 LOB: 0 BB: 0 P: 3	R: 0 E: 0 K: 1 S: 5 H: 1 LOB: 0 BB: 0 P: 5	R: 1 E: 1 K: 2 S: 9 H: 1 LOB: 3 BB: 2 P: 17	R: 0 E: 0 K: 1 S: 6 H: 1 LOB: 1 BB: 0 P: 6	R: 0 E: 1 K: 1 S: 6 H: 0 LOB: 1 BB: 0 P: 6	R: 1 E: 0 K: 0 S: 2 H: 1 LOB: 1 BB: 1 P: 6	1B: 10 2B: 1 3B: 2 HR: 0		SF: 0 SAC: 1 DP: 3 HBP: 0		WP: 0 PB: 1 SB: 0 CS: 1		PA: 48

PITCHER		IP	WLS	BF	H	R	ER	SO	BB	IBB	HBP	BLK	WP	HR	S	P	ERA	WHIP
Steve Carlton, L ERA: 3.33	(1, 1)	10.0		44	12	6	5	6	4	1	0	0	0	0	51	71	4.50	1.600
Sid Monge, L ERA: 4.21	(11, 1)	0.1	L	3	1	1	1	0	1	0	0	0	0	0	2	6	27.00	6.000

PITCHER	IP	WLS	BF	H	R	ER	SO	BB	IBB	HBP	BLK	WP	HR	S	P	ERA	WHIP

BOTTOM

Philadelphia Phillies @ Houston Astros

Astrodome, Houston, TX

Thu Aug 19 1982, 8:05 PM EDT

Att. 18,797 - Dome

livebaseballscorecards.com

AB	40
R	7
H	13
RBI	7
BB	6
SO	6
LOB	15

Batter	1	2	3	4	5	6	7	8	9	AB	R	H	RBI	BB	SO	LOB
Pete Rose, S (1, 3) OBP: 0.345, SLG: 0.358	FC3-6 1B	BB 1B		3-1	BBB BB		F8			4	0	2	0	1	0	2
Manny Trillo, R (1, 4) OBP: 0.316, SLG: 0.313	BBBB FC3-6 1B 1-2f	BBBB FC6-4 BB 1-2		L3	F9			4-3		4	0	0	0	1	0	3
Gary Matthews, R (1, 7) OBP: 0.343, SLG: 0.442 Greg Gross, L (8, 7) OBP: 0.363, SLG: 0.310	BB 1B 1B 1-2	FC6-4 1-2f		5-3		SSS K		WP 2B 1B		5 0	2 0	2 0	0 0	0 0	1 0	2 0
Mike Schmidt, R (1, 5) OBP: 0.417, SLG: 0.568	BBBB 1B 1B BB 1-2		P6		1B 1B 1B	F9		SSS K 1-2		4	2	1	0	1	1	1
Bo Diaz, R (1, 2) OBP: 0.344, SLG: 0.478	1B 1B 1-2 2-H	2B 1B			1B 2B 1B 1-2	F8		2B 2-H		5	2	4	2	0	0	0
Garry Maddox, R (1, 8) OBP: 0.313, SLG: 0.455	1B 1-2 2-H	2B WP 1B 1-2			F8		F8		1B G5-4-3 2B	5	2	3	1	0	0	2
George Vukovich, L (1, 9) OBP: 0.344, SLG: 0.411 Bob Dernier, R (9, 9) OBP: 0.319, SLG: 0.325	G3	WP 2B 1-3 2-H			2B 4-3 1B 1-3 2-H		E4 SH1-4 1B		G5-4-3 1B 2-3	5 0	1 0	4 0	2 0	0 0	0 0	2 0
Ivan De Jesus, R (1, 6) OBP: 0.303, SLG: 0.296 Luis Aguayo, R (9, PH) OBP: 0.244, SLG: 0.405 (9, 6)	SSS K	4-3 2-3 3-H		4-3 2B 1-3 3-H		BBBB SH1-4 BB			G5-4-3 1-2f 3-H	3 1	0 0	1 0	1 0	1 0	1 0	1 1
Dick Ruthven, R (1, 1) OBP: 0.091, SLG: 0.111		4-3	5-3		4-3 2-3 3-H		SH1-4 1-2 2-3		6-3	4	0	0	1	0	0	2
Inning Stats	R: 2 H: 4 E: 0 LOB: 2 K: 0 BB: 1 S: 6 P: 10	R: 0 H: 1 E: 0 LOB: 2 K: 1 BB: 1 S: 6 P: 10	R: 2 H: 3 E: 0 LOB: 1 K: 0 BB: 0 S: 6 P: 6	R: 0 H: 0 E: 0 LOB: 0 K: 0 BB: 0 S: 3 P: 3	R: 3 H: 4 E: 0 LOB: 2 K: 0 BB: 1 S: 7 P: 11	R: 0 H: 0 E: 0 LOB: 0 K: 1 BB: 0 S: 5 P: 5	R: 0 H: 1 E: 1 LOB: 2 K: 0 BB: 1 S: 4 P: 8	R: 1 H: 2 E: 0 LOB: 1 K: 1 BB: 0 S: 6 P: 6	R: 1 H: 2 E: 0 LOB: 0 K: 0 BB: 0 S: 4 P: 4	1B: 13 SF: 0 2B: 4 SAC: 1 3B: 0 DP: 1 HR: 0 HBP: 0						WP: 2 PA: 45 PB: 0 SB: 0 CS: 0	

TOP

Philadelphia Phillies @ Cincinnati Reds

Riverfront Stadium, Cincinnati, OH

Fri Aug 20 1982, 7:05 PM EDT

Att. 17,638 - Unknown

livebaseballscorecards.com

AB	40
R	9
H	17
RBI	7
BB	4
SO	3
LOB	16

PITCHER		IP	WLS	BF	H	R	ER	SO	BB	IBB	HBP	BLK	WP	HR	S	P	ERA	WHIP
Greg Harris, R ERA: 5.14	(1, 1)	4.1	L	26	12	7	7	1	2	0	0	0	1	0	26	34	14.54	3.231
Charlie Leibrandt, L ERA: 4.92	(5, 1)	0.2		3	0	0	0	0	1	0	0	0	0	0	2	6	0.00	1.500
Ben Hayes, R ERA: 3.38	(6, 1)	2.0		8	1	0	0	1	1	0	0	0	0	0	9	13	0.00	1.000
Jim Kern, R ERA: 2.84	(8, 1)	2.0		8	4	2	2	1	0	0	0	0	1	0	10	10	9.00	2.000

PITCHER	IP	WLS	BF	H	R	ER	SO	BB	IBB	HBP	BLK	WP	HR	S	P	ERA	WHIP

Batter	1	2	3	4	5	6	7	8	9	AB	R	H	RBI	BB	SO	LOB
Paul Householder, S (1, 9) OBP: 0.266, SLG: 0.332	G3		P5		L3		K		F9	5	0	0	0	0	1	1
Wayne Krenchicki, L (1, 5) OBP: 0.338, SLG: 0.379 Ben Hayes, R (6, 1) Duane Walker, L (7, PH) OBP: 0.325, SLG: 0.397 Jim Kern, R (8, 1)	F7		1-3		4-3		1B			3 0 1 0	0 0 0 0	0 0 1 0	0 0 0 0	0 0 0 0	0 0 0 0	1 0 0 0
Dave Concepcion, R (1, 6) OBP: 0.352, SLG: 0.389	3B 2B		BB			1B 2B	F8			3	2	2	0	1	0	1
Larry Biittner, L (1, 3) OBP: 0.368, SLG: 0.431	2-H 3B		F9			2B 1-2 1B		G6-4-3 1B		4	0	3	1	0	0	1
Cesar Cedeno, R (1, 8) OBP: 0.345, SLG: 0.416	5-3			5-3		1-3 2-H 2B		G6-4-3 1-2f		4	0	1	1	0	0	2
Mike Vail, R (1, 7) OBP: 0.292, SLG: 0.416		K		G6-4-3 BB		K		2B		3	0	1	0	1	2	2
Ron Oester, S (1, 4) OBP: 0.291, SLG: 0.322 (6, 5)		4-3		G6-4-3 1-2f		K		K		4	0	0	0	0	2	4
Dave Vangorder, R (1, 2) OBP: 0.255, SLG: 0.222		1B			1B	5-3			P3	4	0	2	0	0	0	2
Greg Harris, S (1, 1) OBP: 0.154, SLG: 0.154 Charlie Leibrandt, R (5, 1) OBP: 0.125, SLG: 0.087 Tom Lawless, R (5, PH) OBP: 0.246, SLG: 0.250 (6, 4)		K			K	F8			P4	1 0 3	0 0 0	0 0 0	0 0 0	0 0 0	1 0 1	1 0 1
Inning Stats	R: 1 H: 2 E: 0 LOB: 1 K: 0 BB: 0 S: 5 P: 5	R: 0 H: 1 E: 0 LOB: 1 K: 2 BB: 0 S: 8 P: 8	R: 0 H: 0 E: 0 LOB: 1 K: 0 BB: 1 S: 3 P: 7	R: 0 H: 0 E: 0 LOB: 0 K: 0 BB: 1 S: 2 P: 6	R: 0 H: 1 E: 0 LOB: 1 K: 1 BB: 0 S: 6 P: 6	R: 1 H: 3 E: 0 LOB: 2 K: 2 BB: 0 S: 10 P: 10	R: 0 H: 1 E: 0 LOB: 1 K: 1 BB: 0 S: 6 P: 6	R: 0 H: 2 E: 0 LOB: 1 K: 1 BB: 0 S: 6 P: 6	R: 0 H: 0 E: 0 LOB: 0 K: 0 BB: 0 S: 3 P: 3	1B: 6 SF: 0 2B: 3 SAC: 0 3B: 1 DP: 2 HR: 0 HBP: 0						

PITCHER	IP	WLS	BF	H	R	ER	SO	BB	IBB	HBP	BLK	WP	HR	S	P	ERA	WHIP
Dick Ruthven, R (1, 1) ERA: 3.21	9.0	W	37	10	2	2	7	2	0	0	0	0	0	49	57	2.00	1.333

PITCHER	IP	WLS	BF	H	R	ER	SO	BB	IBB	HBP	BLK	WP	HR	S	P	ERA	WHIP

BOTTOM

Philadelphia Phillies @ Cincinnati Reds

Riverfront Stadium, Cincinnati, OH

Fri Aug 20 1982, 7:05 PM EDT

Att. 17,638 - Unknown

livebaseballscorecards.com

AB	35
R	2
H	10
RBI	2
BB	2
SO	7
LOB	16

PA: 37

Batter	1	2	3	4	5	6	7	8	9	AB	R	H	RBI	BB	SO	LOB
Pete Rose, S (1, 3) OBP: 0.345, SLG: 0.357	SSS 0-3 ① K		x 0-0 1B		BBB 4-0 G1-4-3 BB		x 0-0 ③ F7		x 0-0 ③ L4	4	0	1	0	1	1	2
Manny Trillo, R (1, 4) OBP: 0.314, SLG: 0.310	x 0-0 ② 6-3		x 0-0 ③ F7		SSS 0-3 ① K			x 0-0 ① L7		4	0	0	0	0	1	2
Tug McGraw, R (8, 1)										0	0	0	0	0	0	0
Gary Matthews, R (1, 7) OBP: 0.342, SLG: 0.442	x 0-0 2B			x 0-0 ① 5-3	x 0-0 ②③ G1-4-3 1-2f			x 0-0 ② P4		4	0	1	0	0	0	1
Mike Schmidt, R (1, 5) OBP: 0.420, SLG: 0.576	x 0-0 ③ 5-3			BBB 4-0 HR BB		x 0-0 BB 1B		x 0-0 HR		3	2	2	1	1	0	1
Bill Robinson, R (1, 9) OBP: 0.299, SLG: 0.454		SSS 0-3 ① K		x 0-0 1-H HR		BBBB 4-0 G5-4-3 1-2 BB		x 0-0 ③ P6		3	1	1	2	1	1	0
Garry Maddox, R (1, 8) OBP: 0.309, SLG: 0.447		x 0-0 ② F3		SSS 0-3 ② K		x 0-0 ① L5			x 0-0 ① F9	4	0	0	0	0	1	2
Ozzie Virgil, R (1, 2) OBP: 0.281, SLG: 0.339		SSS 0-3 ③ K		x 0-0 2B		x 0-0 ②③ G5-4-3 1-2f			x 0-0 ② P6	3	0	1	0	0	1	2
Ed Farmer, R (6, 1)										0	0	0	0	0	0	0
Luis Aguayo, R (8, 4) OBP: 0.239, SLG: 0.395										1	0	0	0	0	0	0
Ivan De Jesus, R (1, 6) OBP: 0.304, SLG: 0.295			x 0-0 ① P5	4-0 IBB			x 0-0 ① F7		BBBB 4-0 1B BB	2	0	0	0	2	0	0
Marty Bystrom, R (1, 1) OBP: 0.143, SLG: 0.150			SSS 0-3 ② K	SSS 0-3 ③ K			x 0-0 ② 6-3		x 0-0 1-2 1B	2	0	0	0	0	2	2
Jerry Reed, R (4, 1)										0	0	0	0	0	0	0
Dave Roberts, R (6, 2) OBP: 0.250, SLG: 0.233										2	0	1	0	0	0	0
Inning Stats	R: 0 H: 1 E: 0 LOB: 1 K: 1 BB: 0 S: 6 P: 6	R: 0 H: 0 E: 0 LOB: 0 K: 2 BB: 0 S: 7 P: 7	R: 0 H: 1 E: 0 LOB: 1 K: 1 BB: 0 S: 6 P: 6	R: 2 H: 2 E: 0 LOB: 2 K: 2 BB: 2 S: 9 P: 17	R: 0 H: 0 E: 0 LOB: 0 K: 1 BB: 1 S: 4 P: 8	R: 0 H: 1 E: 0 LOB: 1 K: 0 BB: 1 S: 3 P: 7	R: 0 H: 0 E: 0 LOB: 0 K: 0 BB: 0 S: 3 P: 3	R: 1 H: 1 E: 0 LOB: 0 K: 0 BB: 0 S: 4 P: 4	R: 0 H: 1 E: 0 LOB: 2 K: 0 BB: 1 S: 4 P: 8	1B: 3 SF: 0 2B: 2 SAC: 0 3B: 0 DP: 2 HR: 2 HBP: 0						

TOP

Philadelphia Phillies @ Cincinnati Reds

Riverfront Stadium, Cincinnati, OH

Sat Aug 21 1982, 7:05 PM EDT

Att. 24,099 - Unknown

livebaseballscorecards.com

AB	32
R	3
H	7
RBI	3
BB	5
SO	7
LOB	12

PITCHER		IP	WLS	BF	H	R	ER	SO	BB	IBB	HBP	BLK	WP	HR	S	P	ERA	WHIP
Bob Shirley, L ERA: 3.61	(1, 1)	9.0	W	37	7	3	3	7	4	1	0	0	0	2	46	66	3.00	1.222

PITCHER	IP	WLS	BF	H	R	ER	SO	BB	IBB	HBP	BLK	WP	HR	S	P	ERA	WHIP

Philadelphia Phillies @ Cincinnati Reds

Riverfront Stadium, Cincinnati, OH

Sat Aug 21 1982, 7:05 PM EDT

Att. 24,099 - Unknown

BOTTOM

livebaseballscorecards.com

Batter	1	2	3	4	5	6	7	8	9	AB	R	H	RBI	BB	SO	LOB
Paul Householder, S (1, 9) OBP: 0.268, SLG: 0.337	0-0 1B 1B G5-4-3 1B		0-0 ① G3	0-0 2-H 3-H 2B		0-0 ② F5		0-0 ① F9		5	1	2	2	0	0	1
Wayne Krenchicki, L (1, 5) OBP: 0.340, SLG: 0.380	0-0 G5-4-3 1B 1-2 2B 1B		0-0 ② 6-3	0-0 ③ L8		0-0 1B 1-2 1B		0-0 ② 4-3		5	1	2	0	0	0	1
Dave Concepcion, R (1, 6) OBP: 0.355, SLG: 0.391	0-0 G5-4-3 1-2 2-3 1B		0-0 ③ 6-3		0-0 G6-4-3 1B	0-0 1-3 2-H 1B		0-0 ③ F7		5	0	3	1	0	0	0
Larry Biittner, L (1, 3) OBP: 0.366, SLG: 0.427	0-0 ① ② G5-4-3 1-2f 2-3 3-H			0-0 E 1B SF8 1B	0-0 ① ② G6-4-3 1-2f	0-0 ③ G3				4	1	1	0	0	0	5
Cesar Cedeno, R (1, 8) OBP: 0.352, SLG: 0.424	0-0 3-H 2B			0-0 SF8 E 1-2 SH 1B	B B B B 4-0 E E BB		0-0 4-3 2B 1B			3	3	3	1	1	0	0
Mike Vail, R (1, 7) OBP: 0.285, SLG: 0.405 Rafael Landestoy, S (8, 7) OBP: 0.274, SLG: 0.256	0-0 ③ F7 3-H 2B			0-0 E5 SH5-4 SH 1-2 2-3 2B	0-0 E5 1-H		0-0 ① 4-3 1-2			4 0	1 0	0 0	0 0	0 0	0 0	4 0
Ron Oester, S (1, 4) OBP: 0.291, SLG: 0.325		0-0 ① 4-3		0-0 ① SF8 2-3 3-H	0-0 ③ P5		0-0 6-3 WP 2-H 2B			3	1	1	2	0	0	1
Alex Trevino, R (1, 2) OBP: 0.304, SLG: 0.294		0-0 ② 4-3		0-0 SH SH5-4 1-2 2B 3-H		0-0 ① 5-3	0-0 ② 6-3 2-3			3	1	0	1	0	0	1
Bob Shirley, R (1, 1) OBP: 0.107, SLG: 0.107		0-0 ③ 6-3		0-0 ② SH5-4 1-2 2-3		0-0 1B 1B 1B	0-0 ③ F3 3-H			3	1	1	0	0	0	0
Inning Stats	R: 2 E: 0 K: 0 S: 6 H: 4 LOB: 1 BB: 0 P: 6	R: 0 E: 0 K: 0 S: 3 H: 0 LOB: 0 BB: 0 P: 3	R: 0 E: 0 K: 0 S: 3 H: 0 LOB: 0 BB: 0 P: 3	R: 4 E: 1 K: 0 S: 8 H: 3 LOB: 1 BB: 0 P: 8	R: 1 E: 2 K: 0 S: 4 H: 1 LOB: 1 BB: 1 P: 8	R: 1 E: 0 K: 0 S: 6 H: 3 LOB: 2 BB: 0 P: 6	R: 2 E: 0 K: 0 S: 5 H: 2 LOB: 0 BB: 0 P: 5	R: 0 E: 0 K: 0 S: 3 H: 0 LOB: 0 BB: 0 P: 3		1B: 10 2B: 3 3B: 0 HR: 0	SF: 1 SAC: 2 DP: 2 HBP: 0			WP: 1 PB: 0 SB: 0 CS: 0	PA: 39	

	AB	35
	R	10
	H	13
	RBI	7
	BB	1
	SO	0
	LOB	13

PITCHER		IP	WLS	BF	H	R	ER	SO	BB	IBB	HBP	BLK	WP	HR	S	P	ERA	WHIP
Marty Bystrom, R ERA: 4.26	(1, 1)	3.2	L	19	7	6	4	0	0	0	0	0	0	0	19	19	9.82	1.909
Jerry Reed, R ERA: 6.75	(4, 1)	2.0		11	4	2	1	0	1	0	0	0	0	0	10	14	4.50	2.500
Ed Farmer, R ERA: 5.56	(6, 1)	1.1		6	2	2	2	0	0	0	0	0	1	0	6	6	13.50	1.500
Tug McGraw, L ERA: 3.97	(8, 1)	1.0		3	0	0	0	0	0	0	0	0	0	0	3	3	0.00	0.000

PITCHER	IP	WLS	BF	H	R	ER	SO	BB	IBB	HBP	BLK	WP	HR	S	P	ERA	WHIP

Philadelphia Phillies @ Cincinnati Reds

Riverfront Stadium, Cincinnati, OH

Sun Aug 22 1982, 3:33 AM EDT

Att. 21,670 - Unknown

TOP

livebaseballscorecards.com

Batter	1	2	3	4	5	6	7	8	9	AB	R	H	RBI	BB	SO	LOB
Pete Rose, S (1, 3) OBP: 0.344, SLG: 0.356	K		6-3	FC6-4 1B 1-3		1-3		F9		4	0	1	0	0	1	0
Bob Dernier, R (7, 9) OBP: 0.318, SLG: 0.324										1	0	0	0	0	0	1
Manny Trillo, R (1, 4) OBP: 0.312, SLG: 0.309	6-3		L3	FC6-4 BB BB 1-2f 3-H		FC5-4 1B		4-3		5	0	1	1	0	0	2
Luis Aguayo, R (9, 4) OBP: 0.239, SLG: 0.395										0	0	0	0	0	0	0
Gary Matthews, R (1, 7) OBP: 0.345, SLG: 0.441	CS 2B BB		BB BB HR BB	BB 1-2 BB		FC5-4 1-2f			L7	1	2	0	0	3	0	1
Willie Montanez, L (7, 3) OBP: 0.324, SLG: 0.294										1	0	0	0	0	0	0
Mike Schmidt, R (1, 5) OBP: 0.425, SLG: 0.580	1-H 2B		BB 1-2 HR BB	FC6-4 1-2 2-3 BB			G5-4-3 BB		K	1	1	1	1	3	0	0
Dave Roberts, R (8, 5) OBP: 0.242, SLG: 0.226										1	0	0	0	0	1	0
Bo Diaz, R (1, 2) OBP: 0.343, SLG: 0.474	K		1-2 2-3 HR BB	FC6-4 1-2f			G5-4-3 1-2f		K	4	1	0	0	1	2	5
Garry Maddox, R (1, 8) OBP: 0.308, SLG: 0.456		5-3	1-H 2-H 3-H HR		F8		P3			4	1	1	4	0	0	0
George Vukovich, L (1, 9) OBP: 0.347, SLG: 0.421		1B 2B	4-3		F9			1B 2B		4	2	2	0	0	0	0
(7, 7)																
Ivan De Jesus, R (1, 6) OBP: 0.306, SLG: 0.297		CS 2-H 1B		K	L6			SH1-4 2-H 1B		4	0	2	2	0	1	0
Larry Christenson, R (1, 1) OBP: 0.119, SLG: 0.175		K 2-3		1B S FC6-4 BB		6-3		SH1-4 1-2		2	1	0	0	1	1	1

Inning Stats	R: 1 E: 0 K: 2 S: 8	H: 1 LOB: 1 BB: 1 P: 12	R: 1 E: 0 K: 1 S: 6	H: 2 LOB: 0 BB: 0 P: 6	R: 4 E: 0 K: 0 S: 4	H: 1 LOB: 0 BB: 3 P: 16	R: 1 E: 0 K: 1 S: 6	H: 1 LOB: 3 BB: 3 P: 18	R: 0 E: 0 K: 0 S: 3	H: 0 LOB: 0 BB: 0 P: 3	R: 0 E: 0 K: 0 S: 4	H: 1 LOB: 1 BB: 0 P: 4	R: 0 E: 0 K: 0 S: 2	H: 0 LOB: 0 BB: 1 P: 6	R: 1 E: 0 K: 0 S: 5	H: 2 LOB: 1 BB: 0 P: 5	R: 0 E: 0 K: 2 S: 7	H: 0 LOB: 0 BB: 0 P: 7	1B: 4 2B: 3 3B: 0 HR: 1	SF: 0 SAC: 1 DP: 1 HBP: 0	WP: 0 PB: 0 SB: 1 CS: 2	PA: 41
---	---	---	---	---	---	---	---	---	---	---	---	---	---	---	---	---	---	---	---	---	---	---	---	---

	AB	32
	R	8
	H	8
	RBI	8
	BB	8
	SO	6
	LOB	10

PITCHER		IP	WLS	BF	H	R	ER	SO	BB	IBB	HBP	BLK	WP	HR	S	P	ERA	WHIP
Mario Soto, R ERA: 2.76	(1, 1)	3.2	L	21	5	7	6	4	6	0	0	0	0	1	23	47	14.73	3.000
Ben Hayes, R ERA: 3.12	(4, 1)	1.1		5	0	0	0	0	1	0	0	0	0	0	4	8	0.00	0.750
Charlie Leibrandt, L ERA: 4.86	(6, 1)	3.0		12	3	1	1	0	1	0	0	0	0	0	11	15	3.00	1.333
Brad Lesley, R ERA: 0.98	(9, 1)	1.0		3	0	0	0	2	0	0	0	0	0	0	7	7	0.00	0.000

PITCHER		IP	WLS	BF	H	R	ER	SO	BB	IBB	HBP	BLK	WP	HR	S	P	ERA	WHIP

BOTTOM

Philadelphia Phillies @ Cincinnati Reds

Riverfront Stadium, Cincinnati, OH

Sun Aug 22 1982, 3:33 AM EDT

Att. 21,670 - Unknown

livebaseballscorecards.com

Batter	1	2	3	4	5	6	7	8	9	AB	R	H	RBI	BB	SO	LOB
Paul Householder, S (1, 9) OBP: 0.271, SLG: 0.346	0-0 1B G6-3 1B		0-0 FC6-4 5-3 1-2f		0-0 L9			0-0 SF9 3B		4	2	2	0	0	0	2
Wayne Krenchicki, L (1, 5) OBP: 0.347, SLG: 0.382	0-0 G6-3 1-3 1B		0-0 5-3 1-2		BBBB 4-0 1-2 BB			0-0 SF9 3-H		2	0	1	0	1	0	1
Charlie Leibrandt, R (6, 1) OBP: 0.125, SLG: 0.087										0	0	0	0	0	0	0
Duane Walker, L (8, PH) OBP: 0.323, SLG: 0.397										0	0	0	1	0	0	0
Tom Lawless, R (9, 4) OBP: 0.246, SLG: 0.250										0	0	0	0	0	0	0
Dave Concepcion, R (1, 6) OBP: 0.352, SLG: 0.388	0-0 G6-3 1-2f 3-H		0-0 L8		0-0 1-4-3			0-0 3-1		4	0	0	0	0	0	4
Brad Lesley, R (9, 1)										0	0	0	0	0	0	0
Larry Biittner, L (1, 3) OBP: 0.374, SLG: 0.431	BBBB 4-0 FC6-4 BB			0-0 1B		0-0 G6-4-3 1B		0-0 F3		3	0	2	0	1	0	0
Cesar Cedeno, R (1, 8) OBP: 0.351, SLG: 0.422	0-0 FC6-4 1-2f			SSS 0-3 K		0-0 G6-4-3 1-2f			0-0 FC6-4 1B	4	0	1	0	0	1	3
Mike Vail, R (1, 7) OBP: 0.278, SLG: 0.395		SSS 0-3 K		0-0 F8		SSS 0-3 K			SSS 0-3 K	4	0	0	0	0	3	2
Ron Oester, S (1, 4) OBP: 0.289, SLG: 0.322		0-0 F8		SSS 0-3 K			0-0 4-3		0-0 F8	4	0	0	0	0	1	2
(9, 6)																
Alex Trevino, R (1, 2) OBP: 0.301, SLG: 0.290		0-0 F5			0-0 6-3		0-0 F7		0-0 FC6-4 1-2f	4	0	0	0	0	0	1
Mario Soto, R (1, 1) OBP: 0.258, SLG: 0.274			0-0 FC6-4 1B		0-0 BB 1B		0-0 F9			1	0	1	0	0	0	0
Ben Hayes, R (4, 1)										0	0	0	0	0	0	0
Rafael Landestoy, S (5, PH)										2	0	1	0	0	0	0
(6, 5)																

Inning Stats									
	R: 1 H: 2 E: 0 LOB: 1 K: 0 BB: 1 S: 4 P: 8	R: 0 H: 0 E: 0 LOB: 0 K: 1 BB: 0 S: 5 P: 5	R: 0 H: 1 E: 0 LOB: 1 K: 0 BB: 0 S: 4 P: 4	R: 0 H: 1 E: 0 LOB: 1 K: 2 BB: 0 S: 8 P: 8	R: 0 H: 1 E: 0 LOB: 2 K: 0 BB: 1 S: 4 P: 8	R: 0 H: 1 E: 0 LOB: 0 K: 1 BB: 0 S: 5 P: 5	R: 0 H: 0 E: 0 LOB: 0 K: 0 BB: 0 S: 3 P: 3	R: 1 H: 1 E: 0 LOB: 0 K: 0 BB: 0 S: 4 P: 4	R: 0 H: 1 E: 0 LOB: 1 K: 1 BB: 0 S: 6 P: 6

	1B: 7	SF: 1	WP: 0	PA: 35
	2B: 0	SAC: 0	PB: 0	
	3B: 1	DP: 2	SB: 0	
	HR: 0	HBP: 0	CS: 0	

PITCHER		IP	WLS	BF	H	R	ER	SO	BB	IBB	HBP	BLK	WP	HR	S	P	ERA	WHIP
Larry Christenson, R ERA: 3.34	(1, 1)	9.0	W	35	8	2	2	5	2	0	0	0	0	0	43	51	2.00	1.111

PITCHER		IP	WLS	BF	H	R	ER	SO	BB	IBB	HBP	BLK	WP	HR	S	P	ERA	WHIP

AB	32
R	2
H	8
RBI	1
BB	2
SO	5
LOB	15

Batter	1	2	3	4	5	6	7	8	9	AB	R	H	RBI	BB	SO	LOB
Pete Rose, S (1, 3) OBP: 0.345, SLG: 0.356	4-3		F8			FC5-4, 1B, SF7 1B		5-3	IBB	4	1	1	0	1	0	0
Manny Trillo, R (1, 4) OBP: 0.315, SLG: 0.313	4-3		1B			1-2 FC5-4 1B		HR 1B	1-3	5	1	3	0	0	0	2
Gary Matthews, R (1, 7) OBP: 0.347, SLG: 0.448	1B		F7			1-2f 2-3 FC5-4		1-H HR		4	1	2	2	0	0	3
Mike Schmidt, R (1, 5) OBP: 0.423, SLG: 0.577	S S S K			F7		3-H SF7		B B B FC6-4 BB		2	0	0	1	1	1	1
Bo Diaz, R (1, 2) OBP: 0.340, SLG: 0.469		4-3		6-3		P6		F8		4	0	0	0	0	0	2
Garry Maddox, R (1, 8) OBP: 0.307, SLG: 0.453		S 1B		5-3			F9	1-2f FC6-4		4	0	1	0	0	0	1
George Vukovich, L (1, 9) OBP: 0.345, SLG: 0.418		1-2 L8			4-3		L7		SH3-4 1B	4	0	1	0	0	0	1
Ivan De Jesus, R (1, 6) OBP: 0.306, SLG: 0.297		L9			L7		1B		1-2 SH3-4	3	0	1	0	0	0	1
Mike Krukow, R (1, 1) OBP: 0.172, SLG: 0.190			6-3		4-3		S S S K		5-3	2	0	0	0	0	0	0
Willie Montanez, L (7, PH) OBP: 0.316, SLG: 0.286										1	0	0	0	0	1	1
Ed Farmer, R (7, 1)										0	0	0	0	0	0	0
Greg Gross, L (9, PH) OBP: 0.360, SLG: 0.307										1	0	0	0	0	0	1
Ron Reed, R (9, 1) OBP: 0.273, SLG: 0.333										0	0	0	0	0	0	0
Inning Stats	R: 0 E: 0 K: 1 S: 6 H: 1 LOB: 1 BB: 0 P: 6	R: 0 E: 0 K: 0 S: 4 H: 1 LOB: 1 BB: 0 P: 4	R: 0 E: 0 K: 0 S: 4 H: 1 LOB: 1 BB: 0 P: 4	R: 0 E: 0 K: 0 S: 3 H: 0 LOB: 0 BB: 0 P: 3	R: 0 E: 0 K: 0 S: 3 H: 0 LOB: 0 BB: 0 P: 3	R: 1 E: 0 K: 0 S: 5 H: 2 LOB: 1 BB: 0 P: 5	R: 0 E: 0 K: 1 S: 6 H: 1 LOB: 1 BB: 0 P: 6	R: 2 E: 0 K: 0 S: 5 H: 2 LOB: 1 BB: 1 P: 9	R: 0 E: 0 K: 0 S: 4 H: 1 LOB: 2 BB: 1 P: 8	1B: 8 2B: 0 3B: 0 HR: 1 SF: 1 SAC: 1 DP: 0 HBP: 0	WP: 0 PB: 0 SB: 1 CS: 0 PA: 38					

PITCHER	IP	WLS	BF	H	R	ER	SO	BB	IBB	HBP	BLK	WP	HR	S	P	ERA	WHIP
Rick Camp, R (1, 1) ERA: 3.6	9.0	W	38	9	3	3	2	1	1	0	0	0	1	40	48	3.00	1.111

PITCHER	IP	WLS	BF	H	R	ER	SO	BB	IBB	HBP	BLK	WP	HR	S	P	ERA	WHIP

TOP

Philadelphia Phillies @ Atlanta Braves

Atlanta-Fulton County Stadium, Atlanta, GA

Mon Aug 23 1982, 7:05 PM EDT

Att. 16,224 - Unknown

livebaseballscorecards.com

AB	34
R	3
H	9
RBI	3
BB	2
SO	2
LOB	13

Philadelphia Phillies @ Atlanta Braves

Atlanta-Fulton County Stadium, Atlanta, GA

Mon Aug 23 1982, 7:05 PM EDT

Att. 16,224 - Unknown

BOTTOM

livebaseballscorecards.com

Batter	1	2	3	4	5	6	7	8	9	AB	R	H	RBI	BB	SO	LOB
Jerry Royster, R (1, 7) OBP: 0.341, SLG: 0.336	5-3			1B SH2-4 1B	5-3			6-3		4	1	1	0	0	0	0
Rafael Ramirez, R (1, 6) OBP: 0.303, SLG: 0.341	5-3			SH2-4 1-2		BBBB CS BB		F8		2	0	0	0	1	0	0
Claudell Washington, L (1, 9) OBP: 0.334, SLG: 0.388	4-3			1B SF8 2-3 1B		1B S 1-2 1B		4-3		4	2	2	0	0	0	0
Dale Murphy, R (1, 8) OBP: 0.368, SLG: 0.530		SSS K		1B 1-3 3-H 1B		SSS K 1-2			6-3	4	0	1	1	0	2	1
Bob Horner, R (1, 5) OBP: 0.360, SLG: 0.493 Brett Butler, L (9, PR) OBP: 0.291, SLG: 0.226		F8		SF8 3-H		2-H 1B			2B 1B	3 0	0 1	2 0	2 0	0 0	0 0	0 0
Chris Chambliss, L (1, 3) OBP: 0.335, SLG: 0.441	5-3			1-3 1B		6-3			1-H 2B	4	0	2	1	0	0	1
Glenn Hubbard, R (1, 4) OBP: 0.341, SLG: 0.377		4-3	F7				6-3			3	0	0	0	0	0	2
Matt Sinatro, R (1, 2) OBP: 0.192, SLG: 0.200		4-3			F7		6-3			3	0	0	0	0	0	0
Rick Camp, R (1, 1)		5-3			4-3		SSS K			3	0	0	0	0	1	0
Inning Stats	R: 0 E: 0 K: 0 S: 3 H: 0 LOB: 0 BB: 0 P: 3	R: 0 E: 0 K: 1 S: 5 H: 0 LOB: 0 BB: 0 P: 5	R: 0 E: 0 K: 0 S: 3 H: 0 LOB: 0 BB: 0 P: 3	R: 2 E: 0 K: 0 S: 7 H: 4 LOB: 2 BB: 0 P: 7	R: 0 E: 0 K: 0 S: 3 H: 0 LOB: 0 BB: 0 P: 3	R: 1 E: 0 K: 1 S: 6 H: 2 LOB: 1 BB: 1 P: 10	R: 0 E: 0 K: 1 S: 5 H: 0 LOB: 0 BB: 0 P: 5	R: 0 E: 0 K: 0 S: 3 H: 0 LOB: 0 BB: 0 P: 3	R: 1 E: 0 K: 0 S: 3 H: 2 LOB: 2 BB: 0 P: 3	1B: 7 2B: 1 3B: 0 HR: 0	SF: 1 SAC: 1 DP: 0 HBP: 0						

	AB	30
	R	4
	H	8
	RBI	4
	BB	1
	SO	3
	LOB	4

WP: 0 PB: 0 SB: 1 CS: 1 PA: 33

PITCHER		IP	WLS	BF	H	R	ER	SO	BB	IBB	HBP	BLK	WP	HR	S	P	ERA	WHIP
Mike Krukow, R ERA: 2.83	(1, 1)	6.0		24	6	3	3	2	1	0	0	0	0	0	27	31	4.50	1.167
Ed Farmer, R ERA: 5.37	(7, 1)	2.0		6	0	0	0	1	0	0	0	0	0	0	8	8	0.00	0.000
Ron Reed, R ERA: 3.13	(9, 1)	0.1	L	3	2	1	1	0	0	0	0	0	0	0	3	3	27.00	6.000

PITCHER		IP	WLS	BF	H	R	ER	SO	BB	IBB	HBP	BLK	WP	HR	S	P	ERA	WHIP

Batter	1	2	3	4	5	6	7	8	9	AB	R	H	RBI	BB	SO	LOB
Pete Rose, S (1, 3) OBP: 0.347, SLG: 0.357	0-0 2-3 SH3-4 1B 1B	BBB 4-0 BB		x 0-0 FC6-4 1-2 1B		x 0-0 ② F8			x 0-0 ① ② G6-4-3 1-2f	4	1	2	0	1	0	1
Manny Trillo, R (1, 4) OBP: 0.313, SLG: 0.310	x 0-0 ① SH3-4 1-2	SSS 0-3 ② K		x 0-0 ③ FC6-4 1-2f		x 0-0 ③ F9			x 0-0 ③ 1-3	4	0	0	0	0	1	4
Gary Matthews, R (1, 7) OBP: 0.346, SLG: 0.445	BBB 4-0 2-3 1B BB	x 0-0 ③ F8			x 0-0 ① F3		x 0-0 ① F8			3	1	0	0	1	0	2
Mike Schmidt, R (1, 5) OBP: 0.420, SLG: 0.571	x 0-0 ② 2-3 1-2 2-3		x 0-0 ① 1-3		SSS 0-3 ② K		SSS 0-3 ② K			4	0	0	0	0	2	2
Bo Diaz, R (1, 2) OBP: 0.341, SLG: 0.470	x 0-0 HR 2-H 3-H 1B		x 0-0 G6-4-3 1B		x 0-0 ③ F8		x 0-0 ③ 6-3			4	1	2	2	0	0	0
Garry Maddox, R (1, 8) OBP: 0.310, SLG: 0.465	x 0-0 1-H HR		x 0-0 ② ③ G6-4-3 1-2f			x 0-0 1B HR 1B		x 0-0 ① F8		4	2	2	2	0	0	1
George Vukovich, L (1, 9) OBP: 0.344, SLG: 0.415	x 0-0 ③ L8			x 0-0 ① 4-3		x 0-0 1-2 HR 1B		SSS 0-3 ② K		4	1	1	0	0	1	0
Ivan De Jesus, R (1, 6) OBP: 0.308, SLG: 0.304		BBB 4-0 SH5-3 BB		SSS 0-3 ② K		x 0-0 1-H 2-H HR		x 0-0 ③ 5-3		3	1	1	3	1	1	0
Steve Carlton, L (1, 1) OBP: 0.195, SLG: 0.273										1	0	1	0	0	0	0
Ed Farmer, R (4, 1)										0	0	0	0	0	0	0
Willie Montanez, L (6, PH) OBP: 0.308, SLG: 0.278										1	0	0	0	0	0	0
Tug McGraw, R (6, 1)										0	0	0	0	0	0	0
Jerry Reed, R (8, 1)										0	0	0	0	0	0	0
Greg Gross, L (9, PH) OBP: 0.365, SLG: 0.314		x 0-0 ① SH5-3 1-2		x 0-0 1B 1B		x 0-0 ① 4-3			x 0-0 G6-4-3 1B	1	0	1	0	0	0	0
Inning Stats	R: 4 E: 0 K: 0 S: 6 H: 3 LOB: 0 BB: 1 P: 10	R: 0 E: 0 K: 1 S: 5 H: 0 LOB: 2 BB: 2 P: 13	R: 0 E: 0 K: 0 S: 3 H: 1 LOB: 0 BB: 0 P: 3	R: 0 E: 0 K: 1 S: 7 H: 2 LOB: 2 BB: 0 P: 7	R: 0 E: 0 K: 1 S: 5 H: 0 LOB: 0 BB: 0 P: 5	R: 3 E: 0 K: 0 S: 6 H: 3 LOB: 0 BB: 0 P: 6	R: 0 E: 0 K: 1 S: 5 H: 0 LOB: 0 BB: 0 P: 5	R: 0 E: 0 K: 1 S: 5 H: 0 LOB: 0 BB: 0 P: 5	R: 0 E: 0 K: 0 S: 3 H: 1 LOB: 0 BB: 0 P: 3	1B: 8 2B: 0 3B: 0 HR: 2	SF: 0 SAC: 2 DP: 2 HBP: 0						

PITCHER	IP	WLS	BF	H	R	ER	SO	BB	IBB	HBP	BLK	WP	HR	S	P	ERA	WHIP
Phil Niekro, R (1, 1) ERA: 3.68	8.0	W	36	10	7	7	5	3	0	0	0	0	2	43	55	7.88	1.625
Gene Garber, R (9, 1) ERA: 2.63	1.0	S	2	0	0	0	0	0	0	0	0	0	0	2	2	0.00	0.000

PITCHER	IP	WLS	BF	H	R	ER	SO	BB	IBB	HBP	BLK	WP	HR	S	P	ERA	WHIP

TOP

Philadelphia Phillies @ Atlanta Braves

Atlanta-Fulton County Stadium, Atlanta, GA

Tue Aug 24 1982, 7:05 PM EDT
Att. 22,709 - Unknown

livebaseballscorecards.com

AB	33
R	7
H	10
RBI	7
BB	3
SO	5
LOB	10

WP: 0 PA: 38
PB: 0
SB: 0
CS: 0

Batter	1	2	3	4	5	6	7	8	9	AB	R	H	RBI	BB	SO	LOB
Jerry Royster, R (1, 7) (9, 5) OBP: 0.357, SLG: 0.382	HR	G3		E 2B	BB		5-3 1B			4	2	3	1	1	0	0
Rafael Ramirez, R (1, 6) OBP: 0.302, SLG: 0.340	F7		P4	E2 HR 1B 2-H	4-3		5-3 1-2			5	1	1	1	0	0	2
Dale Murphy, R (1, 8) (9, 7) OBP: 0.368, SLG: 0.537	WP 2B		F8	HR 3-H		6-3	K			5	1	2	2	0	1	1
Bob Horner, R (1, 5) OBP: 0.366, SLG: 0.505	BB 2-3 BB		HR	1B 2B		1B 1B BB		CS BB		2	3	2	1	3	0	0
Brett Butler, L (8, PR) (9, 8) OBP: 0.291, SLG: 0.226										0	0	0	0	0	0	0
Bob Watson, R (1, 3) OBP: 0.317, SLG: 0.435	BB 1-2		6-3	1B 1B 2-H	K			F9 1-2		4	0	1	1	1	1	2
Chris Chambliss, L (9, 3) OBP: 0.335, SLG: 0.441										0	0	0	0	0	0	0
Terry Harper, R (1, 9) OBP: 0.367, SLG: 0.325	K			3B 1B 1-2 1B		1B 1B 1-3		F7		5	1	3	0	0	1	4
Glenn Hubbard, R (1, 4) OBP: 0.341, SLG: 0.376	L5			F8 F8		FC6-4 1B 1-2 3-H				4	0	1	1	0	0	6
Bruce Benedict, R (1, 2) OBP: 0.279, SLG: 0.274		F9		SF8 3B 1-H	L7	FC6-4 1-2f				4	1	1	1	0	0	2
Phil Niekro, R (1, 1) OBP: 0.209, SLG: 0.273		5-3		SF8 3-H	F9		F7			3	0	0	1	0	0	0
Gene Garber, R (9, 1) OBP: 0.091, SLG: 0.091										0	0	0	0	0	0	0
Inning Stats	R: 1 E: 0 K: 1 S: 7 H: 2 LOB: 3 BB: 2 P: 15	R: 0 E: 0 K: 0 S: 3 H: 0 LOB: 0 BB: 0 P: 3	R: 1 E: 0 K: 0 S: 4 H: 1 LOB: 0 BB: 0 P: 4	R: 6 E: 1 K: 0 S: 11 H: 8 LOB: 2 BB: 0 P: 11	R: 0 E: 0 K: 0 S: 3 H: 0 LOB: 1 BB: 1 P: 7	R: 1 E: 0 K: 1 S: 7 H: 2 LOB: 2 BB: 1 P: 11	R: 0 E: 0 K: 1 S: 6 H: 1 LOB: 1 BB: 0 P: 6	R: 0 E: 0 K: 0 S: 2 H: 0 LOB: 1 BB: 1 P: 6		1B: 7 2B: 3 3B: 1 HR: 3	SF: 1 SAC: 0 DP: 0 HBP: 0						

PITCHER		IP	WLS	BF	H	R	ER	SO	BB	IBB	HBP	BLK	WP	HR	S	P	ERA	WHIP
Steve Carlton, L ERA: 3.56	(1, 1)	3.2	L	21	8	7	7	1	2	0	0	0	1	3	21	29	17.18	2.727
Ed Farmer, R ERA: 5.4	(4, 1)	1.1		8	3	1	1	0	1	0	0	0	0	0	7	11	6.75	3.000
Tug McGraw, L ERA: 4.01	(6, 1)	2.0		10	3	1	1	2	1	0	0	0	0	0	13	17	4.50	2.000
Jerry Reed, R ERA: 5.68	(8, 1)	1.0		3	0	0	0	0	1	0	0	0	0	0	2	6	0.00	1.000

PITCHER	IP	WLS	BF	H	R	ER	SO	BB	IBB	HBP	BLK	WP	HR	S	P	ERA	WHIP

BOTTOM

Philadelphia Phillies @ Atlanta Braves

Atlanta-Fulton County Stadium, Atlanta, GA

Tue Aug 24 1982, 7:05 PM EDT

Att. 22,709 - Unknown

livebaseballscorecards.com

AB	36
R	9
H	14
RBI	9
BB	5
SO	3
LOB	17

1B: 7	SF: 1	WP: 1	PA: 42
2B: 3	SAC: 0	PB: 0	
3B: 1	DP: 0	SB: 0	
HR: 3	HBP: 0	CS: 1	

Batter	1	2	3	4	5	6	7	8	9	10	AB	R	H	RBI	BB	SO	LOB
Pete Rose, S (1, 3) OBP: 0.347, SLG: 0.355	BB			CS 1B		4-3		F7	4-3		5	1	1	0	1	0	5
Bob Dernier, R (10, 9) OBP: 0.318, SLG: 0.324	F8										0	0	0	0	0	0	0
Manny Trillo, R (1, 4) OBP: 0.315, SLG: 0.315	E 1B 1B 1B 1-2	6-3		1-2 1B		F8		FC6-4 1-2f HR		1B 2B	6	3	3	0	0	0	2
Gary Matthews, R (1, 7) OBP: 0.350, SLG: 0.454	1B E E 1B 1-2 2-3	1B		4-3		K		1-H 3-H HR		2-H 1B	6	2	4	4	0	1	1
Willie Montanez, L (10, 3) OBP: 0.308, SLG: 0.278											0	0	0	0	0	0	0
Mike Schmidt, R (1, 5) OBP: 0.421, SLG: 0.569	E6 E 1B 1-2 2-3 3-H	L8			F8		1B 1B	BB S		1B 1B 1B 1B	5	2	2	1	1	0	3
Bo Diaz, R (1, 2) OBP: 0.339, SLG: 0.465	P5	P4			5-3		L9	K 1-2		1B 1B 1B 1-2	6	0	1	0	0	1	6
Garry Maddox, R (1, 8) OBP: 0.321, SLG: 0.473	E7 1B 3B 1B 1-3 2-H 3-H		6-3		1B 1B		G6-3 1-3 1B		FC6-4 SH3-4 1B	1B 1B 1-2 2-3	6	1	5	1	0	0	0
George Vukovich, L (1, 9) OBP: 0.346, SLG: 0.414	1B IBB		6-3		1-3 1B		G6-3 1-2f		SH3-4 1-2	1-2 2-3 3-H 1B	3	0	1	0	1	0	2
Ron Reed, R (7, 1) OBP: 0.333, SLG: 0.400											1	0	1	1	0	0	0
Ivan De Jesus, R (1, 6) OBP: 0.312, SLG: 0.306	1-2 2-3 3-H 3B 1B	K			IBB			1B HR 1B	FC6-4 BB	K	4	2	2	1	2	2	3
Dick Ruthven, R (1, 1) OBP: 0.103, SLG: 0.158	1-H 3-H 3B			6-3	4-3			FC6-4 1-3 1B	FC6-4 1-2f 2-3	K	3	0	1	2	0	0	3
Sid Monge, S (5, 1)											0	0	0	0	0	0	0
Greg Gross, L (7, 9) OBP: 0.364, SLG: 0.314 (10, 7)											3	0	1	0	0	1	5
Inning Stats	R: 6 E: 2 K: 0 S: 8 H: 5 LOB: 1 BB: 2 P: 16	R: 0 E: 0 K: 0 S: 4 H: 1 LOB: 1 BB: 0 P: 4	R: 0 E: 0 K: 1 S: 5 H: 0 LOB: 0 BB: 0 P: 5	R: 0 E: 0 K: 0 S: 4 H: 2 LOB: 1 BB: 0 P: 4	R: 0 E: 0 K: 0 S: 5 H: 2 LOB: 3 BB: 1 P: 9	R: 0 E: 0 K: 1 S: 5 H: 0 LOB: 0 BB: 0 P: 5	R: 0 E: 0 K: 0 S: 4 H: 2 LOB: 1 BB: 0 P: 4	R: 3 E: 0 K: 1 S: 8 H: 3 LOB: 1 BB: 1 P: 12	R: 0 E: 0 K: 0 S: 4 H: 1 LOB: 2 BB: 1 P: 8	R: 2 E: 0 K: 2 S: 12 H: 6 LOB: 3 BB: 0 P: 12	1B: 19 2B: 1 3B: 1 HR: 1 SF: 0 SAC: 1 DP: 1 HBP: 0	WP: 0 PB: 0 SB: 1 CS: 1 PA: 54					

PITCHER		IP	WLS	BF	H	R	ER	SO	BB	IBB	HBP	BLK	WP	HR	S	P	ERA	WHIP
Pascual Perez, R ERA: 3.15	(1, 1)	0.2		9	5	6	3	0	1	1	0	0	0	0	7	15	40.50	9.000
Rick Mahler, R ERA: 4.19	(1, 1)	7.0		30	10	3	3	2	0	1	0	0	0	1	33	37	3.86	1.429
Gene Garber, R ERA: 2.78	(8, 1)	1.2	L	10	4	2	2	1	2	0	0	0	0	0	10	18	10.80	3.600
Donnie Moore, R ERA: 4.32	(10, 1)	0.1		4	3	0	0	1	0	0	0	0	0	0	6	6	0.00	9.000
Carlos Diaz, L ERA: 3.57	(10, 1)	0.1		1	0	0	0	1	0	0	0	0	0	0	3	3	0.00	0.000

PITCHER	IP	WLS	BF	H	R	ER	SO	BB	IBB	HBP	BLK	WP	HR	S	P	ERA	WHIP

TOP

Philadelphia Phillies @ Atlanta Braves

Atlanta-Fulton County Stadium, Atlanta, GA

Wed Aug 25 1982, 7:05 PM EDT
Att. 23,955 - Unknown

livebaseballscorecards.com

AB	48
R	11
H	22
RBI	10
BB	5
SO	5
LOB	30

Batter	1	2	3	4	5	6	7	8	9	10	AB	R	H	RBI	BB	SO	LOB
Jerry Royster, R (1, 7) OBP: 0.351, SLG: 0.375	6-3		E 1B, 1-2, 1B, 1B		5-3	F7			K		5	1	1	0	0	1	1
Rafael Ramirez, R (1, 6) OBP: 0.305, SLG: 0.345	L4		E, 1-2, 2-3, 1B, 1B		F3	2-H, 2B			1B		5	1	3	1	0	0	0
Claudell Washington, L (1, 9) OBP: 0.333, SLG: 0.386	K		E6, S, 1B, 4-3, 1-2, 2-3, 3-H		HR, 1B, 1B	4-3			K		5	2	1	1	0	2	4
Dale Murphy, R (1, 8) OBP: 0.369, SLG: 0.536		K	S, 1-2, 2-H, 3-H, 1B		HR, 1-2, 1B		F9		K		5	1	2	2	0	2	1
Bob Horner, R (1, 5) OBP: 0.367, SLG: 0.518		HR	4-3, 1-2, 2-H		HR, 1-H, 2-H		F8			L7	5	2	2	5	0	0	1
Chris Chambliss, L (1, 3) OBP: 0.333, SLG: 0.438	F7	L4			1B		3-1			F9	5	0	1	0	0	0	1
Glenn Hubbard, R (1, 4) OBP: 0.337, SLG: 0.372	F9		5-3	P6				K		F9	5	0	0	0	0	1	1
Matt Sinatro, R (1, 2) OBP: 0.200, SLG: 0.207			6-3	6-3		SH2-4, 2B, 1B		P3			4	1	1	0	0	0	0
Pascual Perez, R (1, 1) OBP: 0.400, SLG: 0.375			B, B, B, B					K			0	0	0	0	0	0	0
Rick Mahler, R (1, 1) OBP: 0.236, SLG: 0.235			1B, 1B, E, BB	F9		SH2-4, 1-2					1	1	0	0	1	0	0
Gene Garber, R (8, 1) OBP: 0.083, SLG: 0.083											1	0	0	0	0	1	0
Donnie Moore, L (10, 1)											0	0	0	0	0	0	0
Carlos Diaz, R (10, 1)											0	0	0	0	0	0	0
Inning Stats	R: 0 E: 0 K: 1 S: 5 / H: 0 LOB: 0 BB: 0 P: 5	R: 1 E: 0 K: 1 S: 6 / H: 1 LOB: 0 BB: 0 P: 6	R: 4 E: 1 K: 0 S: 7 / H: 3 LOB: 1 BB: 1 P: 11	R: 0 E: 0 K: 0 S: 3 / H: 0 LOB: 0 BB: 0 P: 3	R: 3 E: 0 K: 0 S: 7 / H: 4 LOB: 1 BB: 0 P: 7	R: 1 E: 0 K: 0 S: 5 / H: 2 LOB: 1 BB: 0 P: 5	R: 0 E: 0 K: 0 S: 3 / H: 0 LOB: 0 BB: 0 P: 3	R: 0 E: 0 K: 2 S: 7 / H: 0 LOB: 0 BB: 0 P: 7	R: 0 E: 0 K: 3 S: 10 / H: 1 LOB: 1 BB: 0 P: 10	R: 0 E: 0 K: 0 S: 3 / H: 0 LOB: 0 BB: 0 P: 3	1B: 8 2B: 1 3B: 0 HR: 2	SF: 0 SAC: 1 DP: 0 HBP: 0					WP: 0 PB: 0 SB: 2 CS: 0	PA: 43

PITCHER	IP	WLS	BF	H	R	ER	SO	BB	IBB	HBP	BLK	WP	HR	S	P	ERA	WHIP
Dick Ruthven, R (1, 1) ERA: 3.43	4.2		23	7	8	6	2	1	0	0	0	0	2	26	30	11.57	1.714
Sid Monge, L (5, 1) ERA: 4.27	1.1		7	3	1	1	0	0	0	0	0	0	0	7	7	6.75	2.250
Ron Reed, R (7, 1) ERA: 2.98	4.0	W	13	1	0	0	5	0	0	0	0	0	0	23	23	0.00	0.250

PITCHER	IP	WLS	BF	H	R	ER	SO	BB	IBB	HBP	BLK	WP	HR	S	P	ERA	WHIP

BOTTOM

Philadelphia Phillies @ Atlanta Braves

Atlanta-Fulton County Stadium, Atlanta, GA

Wed Aug 25 1982, 7:05 PM EDT

Att. 23,955 - Unknown

livebaseballscorecards.com

AB	41
R	9
H	11
RBI	9
BB	1
SO	7
LOB	9

Batter	1	2	3	4	5	6	7	8	9	AB	R	H	RBI	BB	SO	LOB
Duane Walker, L (1, 7) OBP: 0.326, SLG: 0.383	F7	4-3		3-H: 1B			F7		L1	5	0	1	1	0	0	0
Wayne Krenchicki, L (1, 5) OBP: 0.338, SLG: 0.384	BBBB: 2B, 1B — BB	HR		4-3			1B		SSS: K	4	2	2	1	1	1	1
Dave Concepcion, R (1, 6) OBP: 0.353, SLG: 0.388	1-3: 1B, FC4-6 — 2B	F4			BBBB: G3-6-3-4 — BB		F9		F8	4	1	1	0	1	0	1
Dan Driessen, L (1, 3) OBP: 0.375, SLG: 0.418	IIII: FC4-6, 1B, 3B — IBB		4-3		G3-6-3-4 1-2f		F9			3	1	0	0	1	0	2
Cesar Cedeno, R (1, 8) OBP: 0.356, SLG: 0.430	1-2: FC4-6 2-3 3-H: 1B		SSS: K		5-3			BBBB: FC6-4, 1B, SF8 — BB		3	1	1	1	1	1	0
Paul Householder, S (1, 9) OBP: 0.267, SLG: 0.337	FC4-6 1-2f: 3B 2-3 3-H		SSS: K			F8		1-2: FC6-4 — 1B		4	1	1	1	0	1	2
Ron Oester, S (1, 4) OBP: 0.296, SLG: 0.340 Tom Lawless, R (8, PR) OBP: 0.245, SLG: 0.248 (8, 4)	1-H 3-H: PB — 3B			4-3: 1B — 2B		FC6-4 — 1B		FC6-4 1-2f 2-3		4 0	2 0	3 0	2 0	0 0	0 0	2 0
Alex Trevino, R (1, 2) OBP: 0.295, SLG: 0.285	4-3 3-H			4-3 2-3		F9		SF8 3-H		3	0	0	1	0	0	2
Mario Soto, R (1, 1) OBP: 0.243, SLG: 0.258		6-3		SSS: K		FC6-4 1-2f		F8		4	0	0	0	0	1	3
Inning Stats	R: 5 E: 0 K: 0 S: 6 — H: 3 LOB: 0 BB: 2 P: 14	R: 1 E: 0 K: 0 S: 4 — H: 1 LOB: 0 BB: 0 P: 4	R: 0 E: 0 K: 2 S: 7 — H: 0 LOB: 0 BB: 0 P: 7	R: 1 E: 0 K: 1 S: 7 — H: 2 LOB: 1 BB: 0 P: 7	R: 0 E: 0 K: 0 S: 2 — H: 0 LOB: 0 BB: 1 P: 6	R: 0 E: 0 K: 0 S: 4 — H: 1 LOB: 1 BB: 0 P: 4	R: 0 E: 0 K: 0 S: 4 — H: 1 LOB: 1 BB: 0 P: 4	R: 1 E: 0 K: 0 S: 4 — H: 1 LOB: 1 BB: 1 P: 8	R: 0 E: 0 K: 1 S: 5 — H: 0 LOB: 0 BB: 0 P: 5	1B: 5 2B: 2 3B: 1 HR: 1 — SF: 1 SAC: 0 DP: 1 HBP: 0							

PITCHER	IP	WLS	BF	H	R	ER	SO	BB	IBB	HBP	BLK	WP	HR	S	P	ERA	WHIP
Larry Christenson, R (1, 1) ERA: 3.52	3.0	L	15	4	6	5	2	1	1	0	0	0	1	17	25	15.00	1.667
Jerry Reed, R (4, 1) ERA: 5.4	2.0		8	2	1	1	1	1	0	0	0	0	0	9	13	4.50	1.500
Marty Bystrom, R (6, 1) ERA: 4.2	1.0		4	1	0	0	0	0	0	0	0	0	0	4	4	0.00	1.000
Sid Monge, L (7, 1) ERA: 4.28	2.0		9	2	1	1	0	1	0	0	0	0	0	8	12	4.50	1.500
Tug McGraw, L (9, 1) ERA: 3.86	1.0		3	0	0	0	1	0	0	0	0	0	0	5	5	0.00	0.000

Cincinnati Reds @ Philadelphia Phillies

Veterans Stadium, Philadelphia, PA

Fri Aug 27 1982, 7:05 PM EDT

Att. 34,429 - Unknown

TOP

livebaseballscorecards.com

AB	34
R	8
H	9
RBI	7
BB	4
SO	4
LOB	13

WP: 0 PB: 1 SB: 0 CS: 0 — PA: 39

Batter	1	2	3	4	5	6	7	8	9	AB	R	H	RBI	BB	SO	LOB
Pete Rose, S (1, 3) OBP: 0.345, SLG: 0.353	4-3		G4-6-3 1-2f 2-3		F7			1-3		3	0	0	0	0	0	2
Marty Bystrom, R (6, 1) OBP: 0.143, SLG: 0.150										0	0	0	0	0	0	0
Dave Roberts, R (7, 5) OBP: 0.235, SLG: 0.219										1	0	0	0	0	0	0
(9, 2)																
Manny Trillo, R (1, 4) OBP: 0.319, SLG: 0.317	BB		1B 3-H			5-3		G3 1B		3	0	2	1	1	0	0
Gary Matthews, R (1, 7) OBP: 0.351, SLG: 0.455	F2		1-2 1B			6-3		G3 1-2		4	0	2	0	0	0	1
Mike Schmidt, R (1, 5) OBP: 0.418, SLG: 0.564	K		K			F9		G3 1-2 2-3		3	0	0	0	0	2	3
Sid Monge, S (7, 1)										0	0	0	0	0	0	0
Greg Gross, L (8, PH) OBP: 0.361, SLG: 0.311										1	0	0	0	0	0	2
Luis Aguayo, R (9, 5) OBP: 0.239, SLG: 0.395										0	0	0	0	0	0	0
Bo Diaz, R (1, 2) OBP: 0.338, SLG: 0.462		6-3		F7			BB 1B	6-3		3	0	0	0	1	0	2
Tug McGraw, R (9, 1)										0	0	0	0	0	0	0
Garry Maddox, R (1, 8) OBP: 0.320, SLG: 0.470		F8		5-3			1-2 1B		F7	4	0	1	0	0	0	0
George Vukovich, L (1, 9) OBP: 0.341, SLG: 0.407	K		K				K		F7	4	0	0	0	0	3	2
Ivan De Jesus, R (1, 6) OBP: 0.312, SLG: 0.306			G4-6-3 E 1B 1B		K		K		6-3	4	1	1	0	0	2	2
Larry Christenson, R (1, 1) OBP: 0.117, SLG: 0.172			E5 1-2 G4-6-3		K		5-3			1	0	0	0	0	0	1
Jerry Reed, R (4, 1)										0	0	0	0	0	0	0
Willie Montanez, L (5, PH) OBP: 0.293, SLG: 0.263										2	0	0	0	0	1	2
(6, 3)																
Inning Stats	R: 0 E: 0 K: 1 S: 5 H: 0 LOB: 1 BB: 1 P: 9	R: 0 E: 0 K: 1 S: 5 H: 0 LOB: 0 BB: 0 P: 5	R: 1 E: 1 K: 1 S: 8 H: 3 LOB: 2 BB: 0 P: 8	R: 0 E: 0 K: 1 S: 5 H: 0 LOB: 0 BB: 0 P: 5	R: 0 E: 0 K: 2 S: 7 H: 0 LOB: 0 BB: 0 P: 7	R: 0 E: 0 K: 0 S: 3 H: 0 LOB: 0 BB: 0 P: 3	R: 0 E: 0 K: 2 S: 8 H: 1 LOB: 2 BB: 1 P: 12	R: 0 E: 0 K: 0 S: 5 H: 2 LOB: 2 BB: 0 P: 5	R: 0 E: 0 K: 0 S: 3 H: 0 LOB: 0 BB: 0 P: 3							

PITCHER		IP	WLS	BF	H	R	ER	SO	BB	IBB	HBP	BLK	WP	HR	S	P	ERA	WHIP
Mario Soto, R ERA: 2.63	(1, 1)	9.0	W	35	6	1	0	8	2	0	0	0	0	0	49	57	0.00	0.889

PITCHER	IP	WLS	BF	H	R	ER	SO	BB	IBB	HBP	BLK	WP	HR	S	P	ERA	WHIP

BOTTOM

Cincinnati Reds @ Philadelphia Phillies

Veterans Stadium, Philadelphia, PA

Fri Aug 27 1982, 7:05 PM EDT

Att. 34,429 - Unknown

livebaseballscorecards.com

AB	33
R	1
H	6
RBI	1
BB	2
SO	8
LOB	17

1B: 6	SF: 0		WP: 0		PA: 35	
2B: 0	SAC: 0		PB: 0			
3B: 0	DP: 1		SB: 0			
HR: 0	HBP: 0		CS: 0			

Cincinnati Reds @ Philadelphia Phillies

Veterans Stadium, Philadelphia, PA

Sat Aug 28 1982, 7:05 PM EDT

Att. 38,333 - Unknown

TOP

livebaseballscorecards.com

Batter	1	2	3	4	5	6	7	8	9	AB	R	H	RBI	BB	SO	LOB
Duane Walker, L (1, 7) OBP: 0.324, SLG: 0.376	F9		BB		K		K			3	0	0	0	1	2	2
Wayne Krenchicki, L (1, 5) OBP: 0.335, SLG: 0.380	K		3-1		4-3			FC5-4 1B		4	0	1	0	0	1	1
Dave Concepcion, R (1, 6) OBP: 0.352, SLG: 0.387	K			G3		K		1-2 FC5-4		4	0	1	0	0	2	0
Dan Driessen, L (1, 3) OBP: 0.374, SLG: 0.417		6-3		6-3		G4-6-3		FC5-4 1-2 FC6-4 2-3		4	0	1	0	0	0	2
Cesar Cedeno, R (1, 8) OBP: 0.358, SLG: 0.430		FC6-4		E 1B		G4-6-3 1-2f		FC6-4 1-2f		4	1	2	0	0	0	2
Paul Householder, S (1, 9) OBP: 0.264, SLG: 0.332		FC6-4 1-2f		E6 1-2			K		L5	4	0	0	0	0	1	2
Ron Oester, S (1, 4) OBP: 0.298, SLG: 0.341		4-3		1-2 2-H			BB		F7	4	0	2	1	0	0	1
Dave Vangorder, R (1, 2) OBP: 0.259, SLG: 0.224			F4	5-3			1-2 BB		K	3	0	0	0	1	1	2
Frank Pastore, R (1, 1) OBP: 0.191, SLG: 0.283			1-3		6-3		F5			2	0	0	0	0	0	0
Ben Hayes, R (6, 1)										0	0	0	0	0	0	0
Larry Biittner, L (7, PH) OBP: 0.374, SLG: 0.429										1	0	0	0	0	0	2
Greg Harris, S (7, 1) OBP: 0.154, SLG: 0.154										0	0	0	0	0	0	0
Joe Price, R (8, 1) OBP: 0.333, SLG: 0.333										0	0	0	0	0	0	0

	AB	33
	R	1
	H	7
	RBI	1
	BB	2
	SO	7
	LOB	14

Inning Stats	1	2	3	4	5	6	7	8	9
	R: 0 E: 0 K: 2 S: 7	H: 0 LOB: 0 BB: 0 P: 7	R: 0 E: 0 K: 0 S: 4	H: 1 LOB: 1 BB: 0 P: 4	R: 0 E: 0 K: 0 S: 3	H: 0 LOB: 1 BB: 1 P: 7	R: 1 E: 1 K: 0 S: 6	H: 2 LOB: 2 BB: 0 P: 6	R: 0 E: 0 K: 1 S: 5	H: 0 LOB: 0 BB: 0 P: 5
	R: 0 E: 0 K: 1 S: 5	H: 1 LOB: 0 BB: 0 P: 5	R: 0 E: 0 K: 2 S: 8	H: 1 LOB: 2 BB: 1 P: 12	R: 0 E: 0 K: 0 S: 4	H: 2 LOB: 1 BB: 0 P: 4	R: 0 E: 0 K: 1 S: 5	H: 0 LOB: 0 BB: 0 P: 5		

	1B: 7	SF: 0	WP: 0	PA: 35
	2B: 0	SAC: 0	PB: 0	
	3B: 0	DP: 2	SB: 1	
	HR: 0	HBP: 0	CS: 0	

PITCHER	IP	WLS	BF	H	R	ER	SO	BB	IBB	HBP	BLK	WP	HR	S	P	ERA	WHIP
Mike Krukow, R (1, 1) ERA: 2.68	9.0	W	35	7	1	0	7	2	0	0	0	0	0	47	55	0.00	1.000

PITCHER	IP	WLS	BF	H	R	ER	SO	BB	IBB	HBP	BLK	WP	HR	S	P	ERA	WHIP

BOTTOM

Cincinnati Reds @ Philadelphia Phillies

Veterans Stadium, Philadelphia, PA

Sat Aug 28 1982, 7:05 PM EDT

Att. 38,333 - Unknown

livebaseballscorecards.com

Batter	1	2	3	4	5	6	7	8	9	AB	R	H	RBI	BB	SO	LOB
Pete Rose, S (1, 3) OBP: 0.348, SLG: 0.356	0-0 2B		H 1-0 G4-3 HBP			0-0 1B 2B 1B		0-0 F8 ③		4	1	2	0	0	0	2
Willie Montanez, L (9, 3) OBP: 0.293, SLG: 0.263						0-0 4-3				0	0	0	0	0	0	0
Manny Trillo, R (1, 4) OBP: 0.318, SLG: 0.316	0-0 F2 ①		0-0 G4-3 ①② 1-2f			0-0 2B 1B 1-2 1B	SSS 0-3 K ①			4	1	1	0	0	1	2
Gary Matthews, R (1, 7) OBP: 0.352, SLG: 0.456	BBBB 4-0 FC5-4 BB		0-0 5-3 ③			0-0 1B FC5-2 2B 1-3 2-H	SSS 0-3 K ②			3	0	1	1	1	1	0
Greg Gross, L (9, 7) OBP: 0.361, SLG: 0.311										0	0	0	0	0	0	0
Mike Schmidt, R (1, 5) OBP: 0.419, SLG: 0.562	0-0 F4 ②			SSS 0-3 K ①		IIII 4-0 FC5-2 1B IBB	BBBB 4-0 FC4 BB			2	1	0	0	2	1	2
Bo Diaz, R (1, 2) OBP: 0.337, SLG: 0.460	0-0 FC5-4 ③ 1-2f			0-0 4-3 ②		0-0 1B FC5-2 2B 1-2 2-3 3-H 1B	0-0 FC4 ③ 1-2f			4	1	1	1	0	0	3
Garry Maddox, R (1, 8) OBP: 0.319, SLG: 0.467		0-0 L4-3 1B		0-0 F4 ③		0-0 FC5-2 ① 1B 2B 1-2 2-3 3-Hf		0-0 5-3 ①		4	1	1	0	0	0	3
George Vukovich, L (1, 9) OBP: 0.339, SLG: 0.405		0-0 L4-3 ①② 1-2			0-0 4-3 ①	0-0 2B 1B 1-2 2-3 3-H	SSS 0-3 K ②			4	1	1	1	0	1	1
Ivan De Jesus, R (1, 6) OBP: 0.315, SLG: 0.319		0-0 1B			0-0 5-3 ②	0-0 2B 1-H 2-H 3-H	0-0 HR			4	1	3	4	0	0	0
Mike Krukow, R (1, 1) OBP: 0.177, SLG: 0.194		SSS 0-3 K ③			0-0 F7 ③	SSS 0-3 K ②	0-0 1B			4	0	1	0	0	2	2
Inning Stats	R: 0 E: 0 K: 0 S: 4 H: 1 LOB: 2 BB: 1 P: 8	R: 0 E: 0 K: 1 S: 6 H: 2 LOB: 1 BB: 0 P: 6	R: 0 E: 0 K: 0 S: 2 H: 0 LOB: 0 BB: 0 P: 3	R: 0 E: 0 K: 1 S: 5 H: 0 LOB: 0 BB: 0 P: 5	R: 0 E: 0 K: 0 S: 3 H: 0 LOB: 0 BB: 0 P: 3	R: 6 E: 0 K: 1 S: 11 H: 6 LOB: 1 BB: 1 P: 15	R: 0 E: 0 K: 2 S: 7 H: 0 LOB: 1 BB: 1 P: 11	R: 1 E: 0 K: 1 S: 7 H: 2 LOB: 1 BB: 0 P: 7		1B: 7 2B: 4 3B: 0 HR: 1	SF: 0 SAC: 0 DP: 2 HBP: 1					

PITCHER		IP	WLS	BF	H	R	ER	SO	BB	IBB	HBP	BLK	WP	HR	S	P	ERA	WHIP
Frank Pastore, R ERA: 3.84	(1, 1)	5.1	L	25	8	6	6	2	1	1	1	0	0	0	26	35	10.12	1.688
Ben Hayes, R ERA: 3.15	(6, 1)	0.2		3	1	0	0	1	0	0	0	0	0	0	5	5	0.00	1.500
Greg Harris, R ERA: 5.05	(7, 1)	1.0		4	0	0	0	2	1	0	0	0	0	0	7	11	0.00	1.000
Joe Price, L ERA: 3.38	(8, 1)	1.0		5	2	1	1	1	0	0	0	0	0	1	7	7	9.00	2.000

PITCHER	IP	WLS	BF	H	R	ER	SO	BB	IBB	HBP	BLK	WP	HR	S	P	ERA	WHIP

AB	33
R	7
H	11
RBI	7
BB	3
SO	6
LOB	15

1B: 7 2B: 4 3B: 0 HR: 1 SF: 0 SAC: 0 DP: 2 HBP: 1

WP: 0 PB: 0 SB: 0 CS: 0 PA: 37

Cincinnati Reds @ Philadelphia Phillies

Veterans Stadium, Philadelphia, PA

Sun Aug 29 1982, 3:33 AM EDT

Att. 39,237 - Unknown

TOP

livebaseballscorecards.com

Batter	1	2	3	4	5	6	7	8	9	AB	R	H	RBI	BB	SO	LOB
Tom Lawless, R (1, 4) OBP: 0.238, SLG: 0.241	K		K			K		F9		4	0	0	0	0	3	1
Ben Hayes, R (8, 1)										0	0	0	0	0	0	0
Paul Householder, S (1, 9) OBP: 0.261, SLG: 0.328	K			5-3		F9			K	4	0	0	0	0	2	0
Dave Concepcion, R (1, 6) OBP: 0.352, SLG: 0.385	F9			4-3		K			FC6-4 1B	4	0	1	0	0	1	0
Cesar Cedeno, R (1, 8) OBP: 0.354, SLG: 0.426		K		G3			K		F8	4	0	0	0	0	2	1
Johnny Bench, R (1, 5) OBP: 0.309, SLG: 0.365		F9			6-3		K		FC6-4 1-2f	4	0	0	0	0	1	1
Mike Vail, R (1, 7) OBP: 0.279, SLG: 0.390		5-3			4-0 1B BB		L4			2	0	0	0	1	0	0
Dan Driessen, L (1, 3) OBP: 0.374, SLG: 0.416			K		0-0 1-2 1B			4-3		3	0	1	0	0	1	0
Alex Trevino, R (1, 2) OBP: 0.296, SLG: 0.283			4-0 SH1-4 BB		K			4-3		2	0	0	0	1	1	2
Bruce Berenyi, R (1, 1) OBP: 0.235, SLG: 0.280			SH1-4 1-2		4-3			HR		1	0	0	0	0	0	2
Rafael Landestoy, S (8, PH) OBP: 0.284, SLG: 0.305										1	1	1	1	0	0	0
(8, 4)																

AB	29
R	1
H	3
RBI	1
BB	2
SO	11
LOB	7

Inning Stats	1	2	3	4	5	6	7	8	9
	R: 0 E: 0 K: 2 S: 7	R: 0 E: 0 K: 1 S: 5	R: 0 E: 0 K: 2 S: 7	R: 0 E: 0 K: 0 S: 3	R: 0 E: 0 K: 1 S: 6	R: 0 E: 0 K: 2 S: 7	R: 0 E: 0 K: 2 S: 7	R: 1 E: 0 K: 0 S: 4	R: 0 E: 0 K: 1 S: 6
	H: 0 LOB: 0 BB: 0 P: 7	H: 0 LOB: 0 BB: 0 P: 5	H: 0 LOB: 1 BB: 1 P: 11	H: 0 LOB: 0 BB: 0 P: 3	H: 1 LOB: 2 BB: 1 P: 10	H: 0 LOB: 0 BB: 0 P: 7	H: 0 LOB: 0 BB: 0 P: 7	H: 1 LOB: 0 BB: 0 P: 4	H: 1 LOB: 1 BB: 0 P: 6

| | | | | | | | | | | | | | | | |

Batter	1	2	3	4	5	6	7	8	9	AB	R	H	RBI	BB	SO	LOB
Pete Rose, S (1, 3) OBP: 0.347, SLG: 0.354	6-3		BBBB 4-0 FC4-6 1-2 2-3 3-H BB			6-3		F8		3	0	0	1	1	0	0
Manny Trillo, R (1, 4) OBP: 0.320, SLG: 0.318	G4-6-3 1B		0-0 FC4-6 1-2f 2-3 3-H G6-4-3			E1 1B 1B		F2		4	1	2	1	0	0	2
Gary Matthews, R (1, 7) OBP: 0.351, SLG: 0.454	G4-6-3 1-2f		G6-4-3 1-2f			1B FC6-2 2-H 1B		F8		4	0	1	1	0	0	3
Greg Gross, L (9, 7) OBP: 0.361, SLG: 0.311										0	0	0	0	0	0	0
Mike Schmidt, R (1, 5) OBP: 0.418, SLG: 0.560		F8		1-3		FC6-2 S 1-3 1B				3	0	1	0	0	0	0
Bo Diaz, R (1, 2) OBP: 0.335, SLG: 0.457		SSS K		5-3		FC6-2 1-3 3-H				3	0	0	0	0	1	2
Garry Maddox, R (1, 8) OBP: 0.316, SLG: 0.462		SSS K		F9		F7				3	0	0	0	0	1	2
George Vukovich, L (1, 9) OBP: 0.336, SLG: 0.400			E3 1B 1B BB		F9		SSS K			3	1	0	0	0	1	0
Ivan De Jesus, R (1, 6) OBP: 0.316, SLG: 0.319			BB 1B 1-2 FC4-6 1B		F9		F4			3	1	1	0	0	0	0
Steve Carlton, L (1, 1) OBP: 0.200, SLG: 0.275			FC4-6 BB 1-2 2-3 1B		SSS K		6-3			3	0	1	0	0	1	0
Inning Stats	R: 0 E: 0 K: 0 S: 3 H: 1 LOB: 0 BB: 0 P: 3	R: 0 E: 0 K: 2 S: 7 H: 0 LOB: 0 BB: 0 P: 7	R: 2 E: 1 K: 0 S: 5 H: 2 LOB: 1 BB: 1 P: 9	R: 0 E: 0 K: 0 S: 3 H: 0 LOB: 0 BB: 0 P: 3	R: 0 E: 0 K: 1 S: 5 H: 0 LOB: 0 BB: 0 P: 5	R: 1 E: 1 K: 0 S: 6 H: 3 LOB: 2 BB: 0 P: 6	R: 0 E: 0 K: 1 S: 5 H: 0 LOB: 0 BB: 0 P: 5	R: 0 E: 0 K: 0 S: 3 H: 0 LOB: 0 BB: 0 P: 3		1B: 6 2B: 0 3B: 0 HR: 0 SF: 0 SAC: 0 DP: 2 HBP: 0				WP: 0 PB: 0 SB: 1 CS: 0 PA: 30		

PITCHER		IP	WLS	BF	H	R	ER	SO	BB	IBB	HBP	BLK	WP	HR	S	P	ERA	WHIP
Bruce Berenyi, R ERA: 3.43	(1, 1)	7.0	L	27	6	3	2	4	1	0	0	0	0	0	34	38	2.57	1.000
Ben Hayes, R ERA: 3.0	(8, 1)	1.0		3	0	0	0	0	0	0	0	0	0	0	3	3	0.00	0.000

PITCHER	IP	WLS	BF	H	R	ER	SO	BB	IBB	HBP	BLK	WP	HR	S	P	ERA	WHIP

BOTTOM

Cincinnati Reds @ Philadelphia Phillies

Veterans Stadium, Philadelphia, PA

Sun Aug 29 1982, 3:33 AM EDT

Att. 39,237 - Unknown

livebaseballscorecards.com

AB	29
R	3
H	6
RBI	3
BB	1
SO	4
LOB	9

Atlanta Braves @ Philadelphia Phillies

Veterans Stadium, Philadelphia, PA

Mon Aug 30 1982, 3:33 AM EDT

Unknown

livebaseballscorecards.com

Batter	1	2	3	4	5	6	7	8	9	AB	R	H	RBI	BB	SO	LOB
Jerry Royster, R (1, 7) OBP: 0.370, SLG: 0.371	F8		4-3			6-3			6-3	3	0	0	0	0	0	0
Donnie Moore, L (6, 1)										0	0	0	0	0	0	0
Larry Whisenton, L (9, PH) OBP: 0.359, SLG: 0.447										1	0	0	0	0	0	0
Rafael Ramirez, R (1, 6) OBP: 0.303, SLG: 0.346	4-3			K		6-3			FC4-6 1B	4	0	1	0	0	1	0
Claudell Washington, L (1, 9) OBP: 0.335, SLG: 0.399	S 1B			F7			F8		FC4-6 1-2f	4	0	1	0	0	0	1
Dale Murphy, R (1, 8) OBP: 0.368, SLG: 0.534	F8 1-2			HR			6-3		F9	4	1	1	1	0	0	2
Bob Horner, R (1, 5) OBP: 0.359, SLG: 0.502		K		4-3			BB			2	0	0	0	1	1	0
Chris Chambliss, L (1, 3) OBP: 0.334, SLG: 0.431		F8			G4-6-3 BB		F8			2	0	0	0	1	0	1
Glenn Hubbard, R (1, 4) OBP: 0.337, SLG: 0.370		F9			F8			6-3		3	0	0	0	0	0	1
Matt Sinatro, R (1, 2) OBP: 0.262, SLG: 0.350			L6		G4-6-3 1-2f			F7		3	0	0	0	0	0	1
Pascual Perez, R (1, 1) OBP: 0.364, SLG: 0.333			K			F8		F8		1	0	0	0	0	1	0
Terry Harper, R (6, PH) OBP: 0.359, SLG: 0.317 (6, 7)										2	0	0	0	0	0	0

Inning Stats	1	2	3	4	5	6	7	8	9		
	R: 0 H: 1	R: 0 H: 0	R: 0 H: 0	R: 1 H: 1	R: 0 H: 0	R: 0 H: 0	R: 0 H: 0	R: 0 H: 0	R: 0 H: 1	1B: 2 SF: 0	WP: 0 PA: 31
	E: 0 LOB: 1	E: 0 LOB: 0	E: 0 LOB: 0	E: 0 LOB: 0	E: 0 LOB: 0	E: 0 LOB: 0	E: 0 LOB: 1	E: 0 LOB: 0	E: 0 LOB: 1	2B: 0 SAC: 0	PB: 0
	K: 0 BB: 0	K: 1 BB: 0	K: 1 BB: 0	K: 1 BB: 0	K: 0 BB: 1	K: 0 BB: 0	K: 0 BB: 1	K: 0 BB: 0	K: 0 BB: 0	3B: 0 DP: 1	SB: 1
	S: 4 P: 4	S: 5 P: 5	S: 5 P: 5	S: 6 P: 6	S: 2 P: 6	S: 3 P: 3	S: 3 P: 7	S: 3 P: 3	S: 4 P: 4	HR: 1 HBP: 0	CS: 0

PITCHER	IP	WLS	BF	H	R	ER	SO	BB	IBB	HBP	BLK	WP	HR	S	P	ERA	WHIP
Dick Ruthven, R (1, 1) ERA: 3.31	9.0	W	31	3	1	1	3	2	0	0	0	0	1	35	43	1.00	0.556

PITCHER	IP	WLS	BF	H	R	ER	SO	BB	IBB	HBP	BLK	WP	HR	S	P	ERA	WHIP

BOTTOM

Atlanta Braves @ Philadelphia Phillies

Veterans Stadium, Philadelphia, PA

Mon Aug 30 1982, 3:33 AM EDT

Unknown

livebaseballscorecards.com

Batter	1	2	3	4	5	6	7	8	9	AB	R	H	RBI	BB	SO	LOB
Pete Rose, S (1, 3) OBP: 0.346, SLG: 0.351	F7		F7	K		F7		BB CS		4	0	0	0	1	1	2
Bob Dernier, R (8, PR) (9, 9) OBP: 0.318, SLG: 0.324										0	0	0	0	0	0	0
Manny Trillo, R (1, 4) OBP: 0.321, SLG: 0.321	4-3		6-3	F2		1B 1B		5-3 3B 1-2		5	2	2	0	0	0	2
Luis Aguayo, R (9, 4) OBP: 0.239, SLG: 0.395								2B		0	0	0	0	0	0	0
Gary Matthews, R (1, 7) OBP: 0.353, SLG: 0.457	BB S		1B		2B	K		5-3 2-3		4	1	2	0	1	1	3
Willie Montanez, L (9, 3) OBP: 0.293, SLG: 0.263					2B					0	0	0	0	0	0	0
Mike Schmidt, R (1, 5) OBP: 0.420, SLG: 0.568	K 1-2		F8		G3 E 2-H 2B	1B 1-2 1B		3B 3-H		5	1	3	2	0	1	2
Bo Diaz, R (1, 2) OBP: 0.336, SLG: 0.459		5-3		2B 2B	G3 2-3	1-2 2-H 1B		K		5	1	2	1	0	1	3
Garry Maddox, R (1, 8) OBP: 0.315, SLG: 0.462		L3		1B 1B 2-H 2B	FC1 BB 3-H	F8				4	1	1	1	0	0	2
George Vukovich, L (1, 9) (9, 7) OBP: 0.342, SLG: 0.403		S 1B		SH2-4 1B 2-3 1B	BB 1-2		F8			3	0	2	0	1	0	0
Ivan De Jesus, R (1, 6) OBP: 0.317, SLG: 0.319	BB 1-2		SH2-4 1-2 3-H 1B		F4		6-3			3	0	1	1	1	0	2
Dick Ruthven, R (1, 1) OBP: 0.098, SLG: 0.150	K		SH2-4 1-2 2-3		G3		K			3	0	0	0	0	2	4

	AB	36
	R	6
	H	13
	RBI	5
	BB	4
	SO	6
	LOB	20

Inning Stats										
	R: 0	H: 0	R: 0	H: 1	R: 0	H: 1	R: 2	H: 4	R: 2	H: 2
	E: 0	LOB: 1	E: 0	LOB: 2	E: 0	LOB: 1	E: 0	LOB: 2	E: 1	LOB: 2
	K: 1	BB: 1	K: 1	BB: 1	K: 0	BB: 0	K: 1	BB: 0	K: 0	BB: 1
	S: 5	P: 9	S: 6	P: 10	S: 4	P: 4	S: 9	P: 9	S: 6	P: 10

	R: 1	H: 3	R: 0	H: 0	R: 1	H: 2
	E: 0	LOB: 2	E: 0	LOB: 0	E: 0	LOB: 2
	K: 1	BB: 0	K: 1	BB: 0	K: 1	BB: 1
	S: 8	P: 8	S: 5	P: 5	S: 6	P: 10

	1B: 7	SF: 0	WP: 0	PA: 41
	2B: 5	SAC: 1	PB: 0	
	3B: 1	DP: 0	SB: 2	
	HR: 0	HBP: 0	CS: 1	

PITCHER		IP	WLS	BF	H	R	ER	SO	BB	IBB	HBP	BLK	WP	HR	S	P	ERA	WHIP
Pascual Perez, R ERA: 3.4	(1, 1)	5.0	L	27	8	4	3	3	3	0	0	0	0	0	30	42	5.40	2.200
Donnie Moore, R ERA: 3.77	(6, 1)	3.0		14	5	2	2	3	1	0	0	0	0	0	19	23	6.00	2.000

PITCHER	IP	WLS	BF	H	R	ER	SO	BB	IBB	HBP	BLK	WP	HR	S	P	ERA	WHIP

Atlanta Braves @ Philadelphia Phillies

Veterans Stadium, Philadelphia, PA

Mon Aug 30 1982, 3:38 AM EDT

Att. 43,854 - Unknown

TOP

livebaseballscorecards.com

Batter	1	2	3	4	5	6	7	8	9	10	11	12	AB	R	H	RBI	BB	SO	LOB
Rafael Ramirez, R (1, 6) OBP: 0.306, SLG: 0.346	4-0 2B BB	0-0 4-3		0-0 F8	0-0 L8		4-0 CS BB		0-0 FC4-6 SH3-4 1B		0-0 1B	0-0 4-3	6	1	2	0	2	0	1
Glenn Hubbard, R (1, 4) OBP: 0.341, SLG: 0.380	0-0 3-1 1-H 2B	0-0 6-3		0-0 2B	0-0 1B		0-0 F9 1-2		0-0 SH3-4 1-2		0-0 1B	0-0 5-3	7	3	4	1	0	0	2
Chris Chambliss, L (1, 3) OBP: 0.340, SLG: 0.435	0-0 3-1 2-3	4-0 FC5-4 BB		0-0 S E 2B	0-0 1B 2-H		0-0 BB		4-0 FC4-6 IBB		0-0 P1		5	1	3	2	2	0	3
Dale Murphy, R (1, 8) OBP: 0.370, SLG: 0.531 (12, 7)	4-0 2B 1B BB	0-0 FC5-4 1-2f		4-0 1B S IBB	0-0 1-2		4-0 FC6-4 1-2 BB		0-0 FC4-6 1-2f 2-3		0-3 K		4	2	1	0	3	1	5
Bob Horner, R (1, 5) OBP: 0.356, SLG: 0.499	0-0 1-3 3-H 1B 2B	0-0 6-3	0-3 K 1-2 2-H	0-0 F9		0-0 FC6-4 1-2f		0-0 4-3		0-0 F9			7	1	1	1	0	1	9
Larry Whisenton, L (1, 7) OBP: 0.368, SLG: 0.445 Brett Butler, L (12, 8) OBP: 0.288, SLG: 0.223	4-0 1B IBB	0-0 FC5-4 1B	4-0 1B IBB		0-3 K			0-0 5-3 1B		0-3 K		0-0 6-3	5 0	0 0	2 0	0 0	2 0	2 0	0 0
Terry Harper, R (1, 9) OBP: 0.354, SLG: 0.315	0-3 K	0-0 FC5-4 BB 1-2f	0-0 1-2 2-H 1B		0-0 F5		0-3 K		0-3 K		0-0 1B S HR 1B		7	1	2	1	0	3	5
Bruce Benedict, R (1, 2) OBP: 0.287, SLG: 0.275 Matt Sinatro, R (12, PR) OBP: 0.262, SLG: 0.350 (12, 2)	0-0 1-3 2-H 3-H 1B	4-0 1-2 BB	0-0 F8			4-0 BB		0-0 5-3 1-2		0-0 E5		0-0 1-3 HR 1B	5 0	0 1	2 0	2 0	2 0	0 0	3 0
Rick Mahler, R (1, 1) OBP: 0.228, SLG: 0.226 Bob Walk, R (4, 1) OBP: 0.281, SLG: 0.196 Gene Garber, R (7, 1) OBP: 0.083, SLG: 0.083 Rufino Linares, R (8, PH) OBP: 0.200, SLG: 0.389 Steve Bedrosian, R (8, 1) OBP: 0.091, SLG: 0.048 Bob Watson, R (12, PH) OBP: 0.322, SLG: 0.468 Donnie Moore, L (12, 1)	0-0 6-3	0-0 F8	0-3 K		0-0 F3		0-0 F7		0-0 F6			0-0 1-H 3-H HR	2 2 0 1 1 1 1 0	0 0 0 0 0 0 0 0	0 0 0 0 0 0 1 0	0 0 0 0 0 0 0 0	0 1 0 0 0 0 0 0	0 1 0 0 0 0 1 0	4 1 0 1 1 0 1 0
Inning Stats	R: 4 E: 0 K: 1 S: 8 H: 3 LOB: 2 BB: 3 P: 20	R: 0 E: 0 K: 0 S: 3 H: 0 LOB: 1 BB: 1 P: 7	R: 0 E: 0 K: 0 S: 4 H: 1 LOB: 2 BB: 1 P: 8	R: 3 E: 0 K: 1 S: 8 H: 3 LOB: 2 BB: 2 P: 16	R: 1 E: 0 K: 1 S: 8 H: 3 LOB: 2 BB: 0 P: 8	R: 0 E: 0 K: 1 S: 5 H: 0 LOB: 1 BB: 1 P: 9	R: 0 E: 0 K: 0 S: 3 H: 1 LOB: 2 BB: 2 P: 11	R: 0 E: 0 K: 1 S: 6 H: 1 LOB: 1 BB: 0 P: 6	R: 0 E: 0 K: 0 S: 4 H: 1 LOB: 2 BB: 1 P: 8	R: 0 E: 1 K: 2 S: 8 H: 0 LOB: 1 BB: 0 P: 8	R: 0 E: 0 K: 1 S: 7 H: 2 LOB: 2 BB: 0 P: 7	R: 3 E: 0 K: 0 S: 6 H: 3 LOB: 1 BB: 0 P: 6	1B: 12 2B: 5 3B: 0 HR: 1	SF: 0 SAC: 1 DP: 0 HBP: 0	WP: 0 PB: 0 SB: 3 CS: 1	PA: 65			

PITCHER		IP	WLS	BF	H	R	ER	SO	BB	IBB	HBP	BLK	WP	HR	S	P	ERA	WHIP
Marty Bystrom, R ERA: 4.84	(1, 1)	3.2		25	7	7	7	2	4	3	0	0	0	0	22	50	17.18	3.000
Jerry Reed, R ERA: 5.19	(4, 1)	0.1		1	0	0	0	0	0	0	0	0	0	0	1	1	0.00	0.000
Sid Monge, L ERA: 4.21	(5, 1)	3.0		15	4	1	1	2	3	0	0	0	0	0	16	28	3.00	2.333
Ron Reed, R ERA: 2.87	(8, 1)	3.0		13	2	0	0	3	0	1	0	0	0	0	18	22	0.00	0.667
Tug McGraw, L ERA: 4.55	(11, 1)	2.0	L	11	5	3	3	1	0	0	0	0	0	1	13	13	13.50	2.500

PITCHER	IP	WLS	BF	H	R	ER	SO	BB	IBB	HBP	BLK	WP	HR	S	P	ERA	WHIP

AB	53
R	11
H	18
RBI	10
BB	11
SO	8
LOB	35

Atlanta Braves @ Philadelphia Phillies

Veterans Stadium, Philadelphia, PA

Mon Aug 30 1982, 3:38 AM EDT

Att. 43,854 - Unknown

livebaseballscorecards.com

BOTTOM

Batter	1	2	3	4	5	6	7	8	9	10	11	12	AB	R	H	RBI	BB	SO	LOB
Pete Rose, S (1, 3) OBP: 0.346, SLG: 0.352	9-5 1B		F7	PB 1B		F8		SH2-4		SH1-4		K	5	0	2	1	0	1	3
Manny Trillo, R (1, 4) OBP: 0.324, SLG: 0.324	HR		BB	BB		F7		4-3		F9		FC6-4	6	1	3	1	1	0	3
Gary Matthews, R (1, 7) OBP: 0.353, SLG: 0.453 Tug McGraw, R (11, 1) Bill Robinson, R (12, PH) OBP: 0.297, SLG: 0.450	9-5		4-3	BB			1B BB	K		K		FC6-4	4	1	0	0	2	2	5
													0	0	0	0	0	0	0
													1	0	0	0	0	0	2
Mike Schmidt, R (1, 5) OBP: 0.423, SLG: 0.578	HR			HR BB F8			S 1B 2B		2B		K		5	3	3	2	1	1	3
George Vukovich, L (1, 9) OBP: 0.338, SLG: 0.409	F5			HR	F9		F7		F6		F6		6	1	1	2	0	0	3
Garry Maddox, R (1, 8) OBP: 0.315, SLG: 0.460		F6		WP 1B 6-3	F7		2B		K		K		6	1	2	1	0	2	1
Ozzie Virgil, R (1, 2) OBP: 0.288, SLG: 0.344 Bo Diaz, R (5, 2) OBP: 0.337, SLG: 0.458		K		6-3 WP 1B	F8		F4		IBB			1B 1B	2	1	1	0	0	1	0
													3	1	1	0	1	0	2
Ivan De Jesus, R (1, 6) OBP: 0.317, SLG: 0.321		6-3		F9		F8	2B		F9			1B	6	0	2	1	0	0	4
Marty Bystrom, R (1, 1) OBP: 0.136, SLG: 0.143 Jerry Reed, R (4, 1) Willie Montanez, L (4, PH) OBP: 0.286, SLG: 0.256 Sid Monge, S (5, 1) OBP: 0.286, SLG: 0.167 Ron Reed, R (8, 1) OBP: 0.385, SLG: 0.400 Greg Gross, L (10, PH) OBP: 0.364, SLG: 0.308 (11, 7)			F3	6-3		1B		4-3 SH2-4 BB		SH1-4 BB		K	1	0	0	0	0	0	0
													0	0	0	0	0	0	0
													1	0	0	0	0	0	1
													1	0	1	0	0	0	0
													0	0	0	0	1	0	0
													1	0	0	0	1	1	2

Inning Stats																								
	R: 2	H: 3	R: 0	H: 0	R: 0	H: 0	R: 4	H: 5	R: 0	H: 0	R: 0	H: 1	R: 2	H: 3	R: 0	H: 0	R: 0	H: 1	R: 0	H: 0	R: 0	H: 0	R: 1	H: 3
	E: 0	LOB: 0	E: 0	LOB: 0	E: 0	LOB: 1	E: 0	LOB: 3	E: 0	LOB: 0	E: 0	LOB: 1	E: 0	LOB: 1	E: 0	LOB: 1	E: 0	LOB: 2	E: 0	LOB: 1	E: 0	LOB: 0	E: 0	LOB: 2
	K: 0	BB: 0	K: 1	BB: 0	K: 0	BB: 1	K: 0	BB: 2	K: 0	BB: 0	K: 0	BB: 0	K: 0	BB: 1	K: 1	BB: 1	K: 1	BB: 1	K: 1	BB: 1	K: 2	BB: 0	K: 2	BB: 0
	S: 5	P: 5	S: 5	P: 5	S: 3	P: 7	S: 8	P: 16	S: 3	P: 3	S: 4	P: 4	S: 5	P: 9	S: 5	P: 9	S: 6	P: 10	S: 5	P: 9	S: 7	P: 7	S: 10	P: 10

	AB	R	H	RBI	BB	SO	LOB
AB	48						
R	9						
H	16						
RBI	9						
BB	7						
SO	8						
LOB	29						

1B: 12	SF: 0
2B: 3	SAC: 2
3B: 0	DP: 1
HR: 2	HBP: 0

WP: 1	PA: 57
PB: 1	
SB: 1	
CS: 0	

PITCHER	IP	WLS	BF	H	R	ER	SO	BB	IBB	HBP	BLK	WP	HR	S	P	ERA	WHIP
Rick Mahler, R (1, 1) ERA: 4.42	3.0		16	6	6	6	1	2	0	0	0	0	2	16	24	18.00	2.667
Bob Walk, R (4, 1) ERA: 4.88	3.1		16	4	2	2	0	2	0	0	0	1	0	14	22	5.40	1.800
Gene Garber, R (7, 1) ERA: 2.74	0.2		3	2	0	0	0	0	0	0	0	0	0	3	3	0.00	3.000
Steve Bedrosian, R (8, 1) ERA: 2.27	4.0	W	16	1	0	0	5	2	1	0	0	0	0	23	35	0.00	0.750
Donnie Moore, R (12, 1) ERA: 4.11	1.0	S	6	3	1	1	2	0	0	0	0	0	0	10	10	9.00	3.000

PITCHER	IP	WLS	BF	H	R	ER	SO	BB	IBB	HBP	BLK	WP	HR	S	P	ERA	WHIP

Batter	1	2	3	4	5	6	7	8	9	AB	R	H	RBI	BB	SO	LOB
Jerry Royster, R (1, 7) (9, 5) OBP: 0.367, SLG: 0.368	4-3		L5		F8			1B		4	1	1	0	0	0	0
Rafael Ramirez, R (1, 6) OBP: 0.309, SLG: 0.351	2B		6-3			S 1B		1-3 1B		4	1	3	0	0	0	0
Claudell Washington, L (1, 9) OBP: 0.334, SLG: 0.396	F8			BB E BB		F7 1-2		K		3	1	0	0	1	1	4
Dale Murphy, R (1, 8) (9, 7) OBP: 0.371, SLG: 0.530	F7			FC3-6 1-2 BB		K		G5-4-3 1-2 3-H 1B		3	0	1	1	1	1	2
Bob Horner, R (1, 5) OBP: 0.355, SLG: 0.497 Brett Butler, L (9, 8) OBP: 0.288, SLG: 0.223		K		F4		1B 2-H		G5-4-3 1-2f		4 0	0 0	1 0	1 0	0 0	1 0	4 0
Chris Chambliss, L (1, 3) OBP: 0.337, SLG: 0.431		G3		FC3-6 FC6 1-2f 2-H		4-3			3-1	4	0	0	0	0	0	2
Glenn Hubbard, R (1, 4) OBP: 0.340, SLG: 0.379		1B		FC6 1-2f			K		E5	4	0	1	0	0	1	1
Matt Sinatro, R (1, 2) OBP: 0.239, SLG: 0.318		F8			6-3		F9		L7	4	0	0	0	0	0	2
Tommy Boggs, R (1, 1) OBP: 0.143, SLG: 0.143 Terry Harper, R (7, PH) OBP: 0.350, SLG: 0.311 Gene Garber, R (7, 1) OBP: 0.077, SLG: 0.077			K		4-3		6-3		K	2 1 1	0 0 0	0 0 0	0 0 0	0 0 0	1 0 1	0 0 1
Inning Stats	R: 0 E: 0 K: 0 S: 4 H: 1 LOB: 1 BB: 0 P: 4	R: 0 E: 0 K: 1 S: 6 H: 1 LOB: 1 BB: 0 P: 6	R: 0 E: 0 K: 1 S: 5 H: 0 LOB: 0 BB: 0 P: 5	R: 1 E: 1 K: 0 S: 3 H: 0 LOB: 1 BB: 2 P: 11	R: 0 E: 0 K: 0 S: 3 H: 0 LOB: 0 BB: 0 P: 3	R: 1 E: 0 K: 1 S: 7 H: 2 LOB: 1 BB: 0 P: 7	R: 0 E: 0 K: 1 S: 5 H: 0 LOB: 0 BB: 0 P: 5	R: 1 E: 0 K: 1 S: 7 H: 3 LOB: 1 BB: 0 P: 7	R: 0 E: 1 K: 1 S: 6 H: 0 LOB: 1 BB: 0 P: 6	1B: 6 2B: 1 3B: 0 HR: 0	SF: 0 SAC: 0 DP: 1 HBP: 0						

TOP

Atlanta Braves @ Philadelphia Phillies

Veterans Stadium, Philadelphia, PA

Tue Aug 31 1982, 7:05 PM EDT

Att. 29,380 - Unknown

livebaseballscorecards.com

AB	34
R	3
H	7
RBI	2
BB	2
SO	6
LOB	16

PITCHER		IP	WLS	BF	H	R	ER	SO	BB	IBB	HBP	BLK	WP	HR	S	P	ERA	WHIP
Ed Farmer, R ERA: 5.04	(1, 1)	6.0	L	24	4	2	1	3	2	0	0	0	0	0	28	36	1.50	1.000
Sid Monge, L ERA: 4.27	(7, 1)	1.1		7	3	1	1	2	0	0	0	0	0	0	11	11	6.75	2.250
Tug McGraw, L ERA: 4.3	(8, 1)	1.2		5	0	0	0	1	0	0	0	0	0	0	7	7	0.00	0.000

PITCHER	IP	WLS	BF	H	R	ER	SO	BB	IBB	HBP	BLK	WP	HR	S	P	ERA	WHIP

WP: 0 PB: 0 SB: 1 CS: 0 PA: 36

Batter	1	2	3	4	5	6	7	8	9	AB	R	H	RBI	BB	SO	LOB
Pete Rose, S (1, 3) OBP: 0.347, SLG: 0.352	K		1B			BB		4-3		3	0	1	0	1	1	2
Manny Trillo, R (1, 4) OBP: 0.322, SLG: 0.321	6-3		4-3			G6-3 1-2f			1-3	4	0	0	0	0	0	2
Gary Matthews, R (1, 7) OBP: 0.352, SLG: 0.450	FC6-4 BB			6-3			6-3		4-3	3	0	0	0	1	0	0
Mike Schmidt, R (1, 5) OBP: 0.420, SLG: 0.572	FC6-4 1-2f			K			1-3		K	4	0	0	0	0	2	1
Bo Diaz, R (1, 2) OBP: 0.337, SLG: 0.457 Tug McGraw, R (8, 1)		G5-4-3 1B		4-3			K			3 0	0 0	1 0	0 0	0 0	1 0	0 0
Garry Maddox, R (1, 8) OBP: 0.312, SLG: 0.455	G5-4-3 1-2f		F8					5-3		3	0	0	0	0	0	1
George Vukovich, L (1, 9) OBP: 0.338, SLG: 0.408	4-3		CS 1B					K		3	0	1	0	0	1	0
Ivan De Jesus, R (1, 6) OBP: 0.317, SLG: 0.320			F8			6-3 1-2		2B BB		2	0	0	0	1	0	1
Ed Farmer, R (1, 1) Bob Molinaro, L (6, PH) OBP: 0.260, SLG: 0.254 Sid Monge, S (7, 1) OBP: 0.266, SLG: 0.167 Dave Roberts, R (8, 2) OBP: 0.235, SLG: 0.219 Greg Gross, L (8, PH) OBP: 0.369, SLG: 0.324 Ozzie Virgil, R (9, 2) OBP: 0.288, SLG: 0.344			6-3			4-3		1-3 2B		1 1 0 0 1 0	0 0 0 0 0 0	0 0 0 0 1 0	0 0 0 0 0 0	0 0 0 0 0 0	0 0 0 0 0 0	0 0 0 0 0 0
Inning Stats	R: 0 E: 0 K: 1 S: 5 H: 0 LOB: 1 BB: 1 P: 9	R: 0 E: 0 K: 0 S: 3 H: 1 LOB: 0 BB: 0 P: 3	R: 0 E: 0 K: 0 S: 4 H: 1 LOB: 1 BB: 0 P: 4	R: 0 E: 0 K: 1 S: 5 H: 0 LOB: 0 BB: 0 P: 5	R: 0 E: 0 K: 0 S: 3 H: 1 LOB: 0 BB: 0 P: 3	R: 0 E: 0 K: 0 S: 2 H: 0 LOB: 0 BB: 1 P: 6	R: 0 E: 0 K: 1 S: 5 H: 0 LOB: 0 BB: 0 P: 5	R: 0 E: 0 K: 1 S: 6 H: 1 LOB: 2 BB: 1 P: 10	R: 0 E: 0 K: 1 S: 5 H: 0 LOB: 0 BB: 0 P: 5	1B: 3 2B: 1 3B: 0 HR: 0	SF: 0 SAC: 0 DP: 2 HBP: 0	WP: 0 PB: 0 SB: 0 CS: 1	PA: 31			

PITCHER		IP	WLS	BF	H	R	ER	SO	BB	IBB	HBP	BLK	WP	HR	S	P	ERA	WHIP
Tommy Boggs, R ERA: 2.21	(1, 1)	6.0	W	20	3	0	0	2	2	0	0	0	0	0	22	30	0.00	0.833
Gene Garber, R ERA: 2.65	(7, 1)	3.0	S	11	1	0	0	3	1	0	0	0	0	0	16	20	0.00	0.667

PITCHER	IP	WLS	BF	H	R	ER	SO	BB	IBB	HBP	BLK	WP	HR	S	P	ERA	WHIP

BOTTOM

Atlanta Braves @ Philadelphia Phillies

Veterans Stadium, Philadelphia, PA

Tue Aug 31 1982, 7:05 PM EDT

Att. 29,380 - Unknown

livebaseballscorecards.com

AB	28
R	0
H	4
RBI	0
BB	3
SO	5
LOB	7

Batter	1	2	3	4	5	6	7	8	9	AB	R	H	RBI	BB	SO	LOB
Jerry Royster, R (1, 7) (9, 5) OBP: 0.370, SLG: 0.367	BBBB 4-0 SH3-4 BB		x 0-0 6-3 ③			x 0-0 S 2B 1B	x 0-0 4-3 ③			3	1	1	0	1	0	0
Rafael Ramirez, R (1, 6) OBP: 0.309, SLG: 0.351	x 0-0 SH3-4 ① 1-2			x 0-0 S 1B 1B		SSS 0-3 K ① 1-2		SSS 0-3 K ①		3	1	1	0	0	2	1
Claudell Washington, L (1, 9) OBP: 0.335, SLG: 0.399	x 0-0 6-3 ②			SSS 0-3 K ①		x 0-0 2B 2-H 2B		x 0-0 E4 SF8 1B		4	2	2	1	0	1	2
Dale Murphy, R (1, 8) (9, 7) OBP: 0.368, SLG: 0.527	SSS 0-3 K ③			x 0-0 F8 ②		SSS 0-3 K ②		x 0-0 SF8 ② 3-H		3	0	0	1	0	2	3
Bob Horner, R (1, 5) OBP: 0.356, SLG: 0.499		x 0-0 F9 ①		x 0-0 S 1-H 1B		x 0-0 2-H 2B		x 0-0 F4 ③		4	0	2	2	0	0	0
Brett Butler, L (9, 8) OBP: 0.288, SLG: 0.223										0	0	0	0	0	0	0
Chris Chambliss, L (1, 3) OBP: 0.336, SLG: 0.428		x 0-0 F3 ②		SSS 0-3 K ③ 1-2		4-0 FC6-4 IBB			x 0-0 F8 ①	3	0	0	0	1	1	1
Glenn Hubbard, R (1, 4) OBP: 0.337, SLG: 0.375		x 0-0 6-3 ③			x 0-0 F9 ①	x 0-0 FC6-4 ③ 1-2f			x 0-0 F4 ②	4	0	0	0	0	0	2
Matt Sinatro, R (1, 2) OBP: 0.220, SLG: 0.292			x 0-0 6-3 ①		SSS 0-3 K ②		x 0-0 4-3 ①		x 0-0 F9 ③	4	0	0	0	0	1	0
Rick Camp, R (1, 1) Gene Garber, R (8, 1) OBP: 0.077, SLG: 0.077			x 0-0 F9 ②		SSS 0-3 K ③		SSS 0-3 K ②			3	0	0	0	0	2	0
										0	0	0	0	0	0	0
Inning Stats	R: 0 E: 0 K: 1 S: 5 / H: 0 LOB: 1 BB: 1 P: 9	R: 0 E: 0 K: 0 S: 3 / H: 0 LOB: 0 BB: 0 P: 3	R: 0 E: 0 K: 0 S: 3 / H: 0 LOB: 0 BB: 0 P: 3	R: 1 E: 0 K: 2 S: 9 / H: 2 LOB: 1 BB: 0 P: 9	R: 0 E: 0 K: 2 S: 7 / H: 0 LOB: 0 BB: 0 P: 7	R: 2 E: 0 K: 2 S: 10 / H: 3 LOB: 2 BB: 1 P: 14	R: 0 E: 0 K: 1 S: 5 / H: 0 LOB: 0 BB: 0 P: 5	R: 1 E: 1 K: 1 S: 6 / H: 1 LOB: 0 BB: 0 P: 6	R: 0 E: 0 K: 0 S: 3 / H: 0 LOB: 0 BB: 0 P: 3	1B: 4 2B: 2 3B: 0 HR: 0 / SF: 1 SAC: 1 DP: 0 HBP: 0							

PITCHER		IP	WLS	BF	H	R	ER	SO	BB	IBB	HBP	BLK	WP	HR	S	P	ERA	WHIP
Mike Krukow, R ERA: 2.75	(1, 1)	5.2	L	24	5	3	3	7	1	1	0	0	0	0	36	44	4.76	1.059
Stan Bahnsen, R ERA: 4.09	(6, 1)	1.1		4	0	0	0	1	0	0	0	0	0	0	6	6	0.00	0.000
Porfi Altamirano, R ERA: 4.33	(8, 1)	2.0		7	1	1	0	1	0	0	0	0	0	0	9	9	0.00	0.500

PITCHER	IP	WLS	BF	H	R	ER	SO	BB	IBB	HBP	BLK	WP	HR	S	P	ERA	WHIP

TOP

Atlanta Braves @ Philadelphia Phillies

Veterans Stadium, Philadelphia, PA

Wed Sep 01 1982, 7:05 PM EDT

Att. 24,788 - Unknown

livebaseballscorecards.com

AB	31
R	4
H	6
RBI	4
BB	2
SO	9
LOB	9

1B: 4	SF: 1	WP: 0	PA: 35
2B: 2	SAC: 1	PB: 0	
3B: 0	DP: 0	SB: 3	
HR: 0	HBP: 0	CS: 0	

Atlanta Braves @ Philadelphia Phillies

Veterans Stadium, Philadelphia, PA

Wed Sep 01 1982, 7:05 PM EDT

Att. 24,788 - Unknown

livebaseballscorecards.com

BOTTOM

Batter	1	2	3	4	5	6	7	8	9	AB	R	H	RBI	BB	SO	LOB
Pete Rose, S (1, 3) OBP: 0.346, SLG: 0.350	F7		FC4-6, 1B, BB		4-3		G6-4-3 1-2f 2-3			3	0	0	0	1	0	2
Manny Trillo, R (1, 4) OBP: 0.323, SLG: 0.322	6-3		1-2 FC4-6, 1B		1B		F4			4	0	2	0	0	0	1
Gary Matthews, R (1, 7) OBP: 0.355, SLG: 0.455	2B		FC4-6, BB 1-2f 2-3		1-2 1B			4-6, 1B		4	0	3	0	0	0	2
Mike Schmidt, R (1, 5) OBP: 0.420, SLG: 0.571	5-3		1-2 BB		SSS K			1-2 1B		3	0	1	0	1	1	3
Bo Diaz, R (1, 2) OBP: 0.335, SLG: 0.453		F8	5-3			6-3		4-6 2-3f		4	0	0	0	0	0	5
Garry Maddox, R (1, 8) OBP: 0.311, SLG: 0.450		F8		6-3		BBBB 4-0 G3-6-3, BB		5-3		3	0	0	0	1	0	1
George Vukovich, L (1, 9) OBP: 0.337, SLG: 0.406		WP 1B		SSS K		0-0 G3-6-3 1-2f			F2	4	0	1	0	0	1	1
Ivan De Jesus, R (1, 6) OBP: 0.317, SLG: 0.319		5-3 1-2		SSS K			G6-4-3, BB, 1B		SSS K	4	0	1	0	0	2	1
Mike Krukow, R (1, 1) OBP: 0.172, SLG: 0.188			4-3		5-3		BBBB 4-0 G6-4-3 1-2		F7	2	0	0	0	0	0	0
Stan Bahnsen, R (6, 1)										0	0	0	0	0	0	0
Greg Gross, L (7, PH) OBP: 0.374, SLG: 0.324										0	0	0	0	1	0	0
Porfi Altamirano, R (8, 1) OBP: 0.250, SLG: 0.250										0	0	0	0	0	0	0
Willie Montanez, L (9, PH) OBP: 0.279, SLG: 0.250										1	0	0	0	0	0	0

	AB	32
	R	0
	H	8
	RBI	0
	BB	4
	SO	4
	LOB	16

Inning Stats	1	2	3	4	5	6	7	8	9
	R: 0 E: 0 K: 0 S: 4 H: 1 LOB: 1 BB: 0 P: 4	R: 0 E: 0 K: 0 S: 4 H: 1 LOB: 1 BB: 0 P: 4	R: 0 E: 0 K: 0 S: 4 H: 1 LOB: 3 BB: 2 P: 12	R: 0 E: 0 K: 2 S: 7 H: 0 LOB: 0 BB: 0 P: 7	R: 0 E: 0 K: 1 S: 7 H: 2 LOB: 2 BB: 0 P: 7	R: 0 E: 0 K: 0 S: 2 H: 0 LOB: 0 BB: 1 P: 6	R: 0 E: 0 K: 0 S: 3 H: 1 LOB: 1 BB: 1 P: 7	R: 0 E: 0 K: 0 S: 4 H: 2 LOB: 1 BB: 0 P: 4	R: 0 E: 0 K: 1 S: 5 H: 0 LOB: 0 BB: 0 P: 5

	1B: 7	SF: 0	WP: 1	PA: 36
	2B: 2	SAC: 0	PB: 0	
	3B: 0	DP: 3	SB: 0	
	HR: 0	HBP: 0	CS: 0	

PITCHER		IP	WLS	BF	H	R	ER	SO	BB	IBB	HBP	BLK	WP	HR	S	P	ERA	WHIP
Rick Camp, R ERA: 3.41	(1, 1)	7.0	W	31	8	0	0	3	4	0	0	0	1	0	33	49	0.00	1.714
Gene Garber, R ERA: 2.6	(8, 1)	2.0	S	5	0	0	0	1	0	0	0	0	0	0	7	7	0.00	0.000

PITCHER	IP	WLS	BF	H	R	ER	SO	BB	IBB	HBP	BLK	WP	HR	S	P	ERA	WHIP

Batter	1	2	3	4	5	6	7	8	9	AB	R	H	RBI	BB	SO	LOB
Dickie Thon, R (1, 6) OBP: 0.313, SLG: 0.395	F8		K			F9			6-3	4	0	0	0	0	1	0
Tony Scott, S (1, 8) OBP: 0.264, SLG: 0.291	K			F7		K			K	4	0	0	0	0	3	0
Ray Knight, R (1, 3) OBP: 0.357, SLG: 0.410	6-3			K			F4			3	0	0	0	0	1	0
Phil Garner, R (1, 4) OBP: 0.307, SLG: 0.429		K		5-3			K			3	0	0	0	0	2	0
Jose Cruz, L (1, 7) OBP: 0.344, SLG: 0.374		K			G3		3-1			3	0	0	0	0	1	0
Danny Heep, L (1, 9) OBP: 0.312, SLG: 0.394		FC5-4 1B			F8			K		3	0	1	0	0	1	0
Art Howe, R (1, 5) OBP: 0.316, SLG: 0.327		FC5-4 1-2f			HR			5-3		3	1	1	1	0	0	1
Luis Pujols, R (1, 2) OBP: 0.222, SLG: 0.299			K		5-3			K		3	0	0	0	0	2	0
Joe Niekro, R (1, 1) OBP: 0.097, SLG: 0.113			K			5-3			F8	3	0	0	0	0	1	0
Inning Stats	R: 0 E: 0 K: 1 S: 5 H: 0 LOB: 0 BB: 0 P: 5	R: 0 E: 0 K: 2 S: 8 H: 1 LOB: 1 BB: 0 P: 8	R: 0 E: 0 K: 3 S: 9 H: 0 LOB: 0 BB: 0 P: 9	R: 0 E: 0 K: 1 S: 5 H: 0 LOB: 0 BB: 0 P: 5	R: 1 E: 0 K: 0 S: 4 H: 1 LOB: 0 BB: 0 P: 4	R: 0 E: 0 K: 1 S: 5 H: 0 LOB: 0 BB: 0 P: 5	R: 0 E: 0 K: 1 S: 5 H: 0 LOB: 0 BB: 0 P: 5	R: 0 E: 0 K: 2 S: 7 H: 0 LOB: 0 BB: 0 P: 7	R: 0 E: 0 K: 1 S: 5 H: 0 LOB: 0 BB: 0 P: 5	1B: 1 2B: 0 3B: 0 HR: 1 SF: 0 SAC: 0 DP: 0 HBP: 0						

PITCHER	IP	WLS	BF	H	R	ER	SO	BB	IBB	HBP	BLK	WP	HR	S	P	ERA	WHIP
Steve Carlton, L (1, 1) ERA: 3.37	9.0	W	29	2	1	1	12	0	0	0	0	0	1	53	53	1.00	0.222

PITCHER	IP	WLS	BF	H	R	ER	SO	BB	IBB	HBP	BLK	WP	HR	S	P	ERA	WHIP

TOP

Houston Astros @ Philadelphia Phillies

Veterans Stadium, Philadelphia, PA

Fri Sep 03 1982, 7:05 PM EDT

Att. 28,320 - Unknown

livebaseballscorecards.com

AB	29
R	1
H	2
RBI	1
BB	0
SO	12
LOB	1

Batter	1	2	3	4	5	6	7	8	9	AB	R	H	RBI	BB	SO	LOB
Pete Rose, S (1, 3) OBP: 0.344, SLG: 0.347	5-3		4-3			6-3		6-3		4	0	0	0	0	0	1
Manny Trillo, R (1, 4) OBP: 0.325, SLG: 0.322	5-3			S K2-3 1B		2B BB			F4	3	1	1	0	1	0	0
Gary Matthews, R (1, 7) OBP: 0.354, SLG: 0.455	K			K		1-H 2B			K	4	0	1	1	0	3	1
Mike Schmidt, R (1, 5) OBP: 0.419, SLG: 0.575		F4		K2-3 1-2		F9			HR	4	1	1	1	0	1	2
Bo Diaz, R (1, 2) OBP: 0.335, SLG: 0.452		6-3		1-4-3 2-3			CS 1B			3	0	1	0	0	0	1
Garry Maddox, R (1, 8) OBP: 0.308, SLG: 0.446		F3			F8		F9			3	0	0	0	0	0	1
George Vukovich, L (1, 9) OBP: 0.333, SLG: 0.401			4-3		F7		F8			3	0	0	0	0	0	1
Ivan De Jesus, R (1, 6) OBP: 0.315, SLG: 0.317			F7		4-3		CS 1-2	4-3		3	0	0	0	0	0	0
Steve Carlton, L (1, 1) OBP: 0.205, SLG: 0.277			1B			F6		6-3		3	0	1	0	0	0	0
Inning Stats	R: 0 H: 0 E: 0 LOB: 0 K: 1 BB: 0 S: 5 P: 5	R: 0 H: 0 E: 0 LOB: 0 K: 0 BB: 0 S: 3 P: 3	R: 0 H: 1 E: 0 LOB: 1 K: 0 BB: 0 S: 4 P: 4	R: 0 H: 1 E: 0 LOB: 1 K: 2 BB: 0 S: 8 P: 8	R: 0 H: 0 E: 0 LOB: 0 K: 0 BB: 0 S: 3 P: 3	R: 1 H: 1 E: 0 LOB: 1 K: 0 BB: 1 S: 4 P: 8	R: 0 H: 1 E: 0 LOB: 0 K: 0 BB: 0 S: 3 P: 3	R: 0 H: 0 E: 0 LOB: 0 K: 0 BB: 0 S: 3 P: 3	R: 1 H: 1 E: 0 LOB: 0 K: 1 BB: 0 S: 5 P: 5	1B: 3 SF: 0 2B: 1 SAC: 0 3B: 0 DP: 0 HR: 1 HBP: 0						

PITCHER		IP	WLS	BF	H	R	ER	SO	BB	IBB	HBP	BLK	WP	HR	S	P	ERA	WHIP
Joe Niekro, R ERA: 2.7	(1, 1)	8.2	L	31	5	2	2	4	1	0	0	0	0	1	38	42	2.08	0.692

PITCHER	IP	WLS	BF	H	R	ER	SO	BB	IBB	HBP	BLK	WP	HR	S	P	ERA	WHIP

BOTTOM

Houston Astros @ Philadelphia Phillies

Veterans Stadium, Philadelphia, PA

Fri Sep 03 1982, 7:05 PM EDT

Att. 28,320 - Unknown

livebaseballscorecards.com

AB	30
R	2
H	5
RBI	2
BB	1
SO	4
LOB	7



TOP

Houston Astros @ Philadelphia Phillies

Veterans Stadium, Philadelphia, PA

Sat Sep 04 1982, 3:33 AM EDT

Att. 35,747 - Unknown

livebaseballscorecards.com

Batter	1	2	3	4	5	6	7	8	9	AB	R	H	RBI	BB	SO	LOB
Dickie Thon, R (1, 6) OBP: 0.310, SLG: 0.390	6-3		K		F4	FC6-4 1-2f			F8	5	0	0	0	0	1	1
Tony Scott, S (1, 8) OBP: 0.264, SLG: 0.290	6-3			HR 1B	F7		F8		4-3	5	1	1	0	0	0	0
Ray Knight, R (1, 3) OBP: 0.360, SLG: 0.417	1B			1-H HR	BBBB FC5 BB		F8			3	1	2	2	1	0	0
Phil Garner, R (1, 4) OBP: 0.307, SLG: 0.426	F8			F7	BBBB 1-2 FC5 BB		5-3			3	0	0	0	1	0	1
Jose Cruz, L (1, 7) OBP: 0.344, SLG: 0.373		3-1		G1 1B	FC5 1-2 2-3			F8		4	0	1	0	0	0	2
Alan Ashby, S (1, 2) OBP: 0.321, SLG: 0.421		4-3		G1 1-2	F4			E6 1B		4	0	2	0	0	0	3
Danny Heep, L (1, 9) OBP: 0.306, SLG: 0.385		K		G1 1-2 2-3		1-3		K		4	0	0	0	0	2	3
Art Howe, R (1, 5) OBP: 0.315, SLG: 0.324			6-3	IBB		K		F4		3	0	0	0	1	1	1
Bob Knepper, L (1, 1) OBP: 0.132, SLG: 0.082			3-1	4-3		FC6-4 1B			F8	3	0	1	0	0	0	3
Michael LaCoss, R (6, 1) OBP: 0.250, SLG: 0.250										0	0	0	0	0	0	0
Denny Walling, L (9, PH) OBP: 0.306, SLG: 0.264										1	0	0	0	0	0	0
AB										**35**						
R											**2**					
H												**7**				
RBI													**2**			
BB														**3**		
SO															**4**	
LOB																**14**
Inning Stats	R: 0 E: 0 K: 0 S: 4 H: 1 LOB: 1 BB: 0 P: 4	R: 0 E: 0 K: 1 S: 5 H: 0 LOB: 0 BB: 0 P: 5	R: 0 E: 0 K: 1 S: 5 H: 0 LOB: 0 BB: 0 P: 5	R: 2 E: 0 K: 0 S: 7 H: 4 LOB: 3 BB: 1 P: 11	R: 0 E: 0 K: 0 S: 4 H: 0 LOB: 3 BB: 2 P: 12	R: 0 E: 0 K: 1 S: 6 H: 1 LOB: 1 BB: 0 P: 6	R: 0 E: 0 K: 0 S: 3 H: 0 LOB: 0 BB: 0 P: 3	R: 0 E: 1 K: 1 S: 6 H: 1 LOB: 1 BB: 0 P: 6	R: 0 E: 0 K: 0 S: 3 H: 0 LOB: 0 BB: 0 P: 3	1B: 6 2B: 0 3B: 0 HR: 1 SF: 0 SAC: 0 DP: 0 HBP: 0							

WP: 0 PB: 0 SB: 0 CS: 0 PA: 38

PITCHER	IP	WLS	BF	H	R	ER	SO	BB	IBB	HBP	BLK	WP	HR	S	P	ERA	WHIP
Dick Ruthven, R (1, 1) ERA: 3.33	4.2		23	5	2	2	2	2	1	0	0	0	1	24	36	3.86	1.500
Sid Monge, L (5, 1) ERA: 4.06	3.0	W	11	2	0	0	2	0	0	0	0	0	0	15	15	0.00	0.667
Ron Reed, R (8, 1) ERA: 2.83	1.1	S	4	0	0	0	0	0	0	0	0	0	0	4	4	0.00	0.000

PITCHER	IP	WLS	BF	H	R	ER	SO	BB	IBB	HBP	BLK	WP	HR	S	P	ERA	WHIP

Batter	1	2	3	4	5	6	7	8	9	AB	R	H	RBI	BB	SO	LOB
Pete Rose, S (1, 3) OBP: 0.342, SLG: 0.345	5-3	6-3			6-3		4-3			4	0	0	0	0	0	0
Manny Trillo, R (1, 4) OBP: 0.328, SLG: 0.325	E 2B 1B		BBBB G4-6-3 BB			CS 1B		SSS K		3	1	2	0	1	1	0
Gary Matthews, R (1, 7) OBP: 0.355, SLG: 0.455	E1 BB 1-3 2B		G4-6-3 1-2f			BB 1B 1-2 FC6-4 1B		1B 1B		4	2	2	0	0	0	2
Greg Gross, L (9, 7) OBP: 0.374, SLG: 0.324										0	0	0	0	0	0	0
Mike Schmidt, R (1, 5) OBP: 0.420, SLG: 0.573	BBBB 1-2 2B BB		F8			FC6-4 BB 1-2 1B		SSS K		3	1	1	0	1	1	1
Bo Diaz, R (1, 2) OBP: 0.338, SLG: 0.456	WP 1-H 2-H 3-H 2B			SSS K		BBBB FC6-4 1-2 2-3 BB		FC5-4 1-3 1B		3	0	2	3	1	1	0
Garry Maddox, R (1, 8) OBP: 0.304, SLG: 0.440	SSS K 2-3			1-3		FC6-4 1-2f 2-3 3-H		FC5-4 1-2f		4	0	0	1	0	1	5
Bill Robinson, R (1, 9) OBP: 0.293, SLG: 0.444	5-3			F3		F4				2	0	0	0	0	0	1
Bob Dernier, R (5, 9) OBP: 0.318, SLG: 0.323										1	0	0	0	0	0	2
Ivan De Jesus, R (1, 6) OBP: 0.313, SLG: 0.315		4-3			6-3		F7			3	0	0	0	0	0	0
Dick Ruthven, R (1, 1) OBP: 0.097, SLG: 0.148		SSS K			SSS K		4-3			1	0	0	0	0	1	0
Sid Monge, S (5, 1) OBP: 0.222, SLG: 0.125										2	0	0	0	0	1	0
Ron Reed, R (8, 1) OBP: 0.385, SLG: 0.400										0	0	0	0	0	0	0
Inning Stats	R: 3 H: 2 E: 1 LOB: 1 K: 1 BB: 1 S: 8 P: 12	R: 0 H: 0 E: 0 LOB: 0 K: 1 BB: 0 S: 5 P: 5	R: 0 H: 0 E: 0 LOB: 0 K: 0 BB: 1 S: 2 P: 6	R: 0 H: 0 E: 0 LOB: 0 K: 1 BB: 0 S: 5 P: 5	R: 0 H: 0 E: 0 LOB: 0 K: 1 BB: 0 S: 5 P: 5	R: 1 H: 3 E: 0 LOB: 2 K: 0 BB: 1 S: 5 P: 9	R: 0 H: 0 E: 0 LOB: 0 K: 0 BB: 0 S: 3 P: 3	R: 0 H: 2 E: 0 LOB: 2 K: 2 BB: 0 S: 9 P: 9		1B: 6 SF: 0 2B: 1 SAC: 0 3B: 0 DP: 1 HR: 0 HBP: 0						

PITCHER		IP	WLS	BF	H	R	ER	SO	BB	IBB	HBP	BLK	WP	HR	S	P	ERA	WHIP
Bob Knepper, L ERA: 4.75	(1, 1)	5.1	L	23	5	4	3	4	3	0	0	0	1	0	28	40	5.06	1.500
Michael LaCoss, R ERA: 3.16	(6, 1)	2.2		10	2	0	0	2	0	0	0	0	0	0	14	14	0.00	0.750

PITCHER	IP	WLS	BF	H	R	ER	SO	BB	IBB	HBP	BLK	WP	HR	S	P	ERA	WHIP

BOTTOM

Houston Astros @ Philadelphia Phillies

Veterans Stadium, Philadelphia, PA

Sat Sep 04 1982, 3:33 AM EDT

Att. 35,747 - Unknown

livebaseballscorecards.com

AB	30
R	4
H	7
RBI	4
BB	3
SO	6
LOB	11

Batter	1	2	3	4	5	6	7	8	9	AB	R	H	RBI	BB	SO	LOB
Dickie Thon, R (1, 6) OBP: 0.313, SLG: 0.391	B B B B 4-0 HBP BB	x 0-0 ③ F8		x 0-0 S 1B		x 0-0 1-2 2-3 3-H 1B		x 0-0 ③ F3		4	0	2	1	1	0	3
Tony Scott, S (1, 8) OBP: 0.261, SLG: 0.288 Scott Loucks, R (6, 8) OBP: 0.105, SLG: 0.056 Terry Puhl, L (9, PH) OBP: 0.333, SLG: 0.386	S S S 0-3 ① K		x 0-0 ① 1-3	x 0-0 ③ 3-1 1-2		x 0-0 ② SF7 3-H			x 0-0 ① 4-3	3 0 1	0 0 0	0 0 0	1 0 0	0 0 0	1 0 0	2 0 0
Ray Knight, R (1, 3) OBP: 0.359, SLG: 0.414	x 0-0 ② F7		B B B B 4-0 1B 2B BB		x 0-0 ① F7	x 0-0 ③ F7			x 0-0 ② 6-3	4	1	0	0	1	0	3
Phil Garner, R (1, 4) OBP: 0.309, SLG: 0.427	H 1-0 1-2 HBP		x 0-0 2B 1-2 1B		x 0-0 CS 1B		x 0-0 ① 4-3		x 0-0 ③ F8	4	0	2	0	0	0	0
Jose Cruz, L (1, 7) OBP: 0.343, SLG: 0.374	x 0-0 ③ 4-3		x 0-0 1-3 2-H 2B		S S S 0-3 ② ③ K 1-2		x 0-0 ② G3			4	0	1	1	0	1	3
Alan Ashby, S (1, 2) OBP: 0.327, SLG: 0.425		B B B B 4-0 BB 1B BB	B B B B 4-0 G6-4-3 BB			x 0-0 1B 1B 2B	x 0-0 ③ 5-3			2	1	1	0	2	0	0
Danny Heep, L (1, 9) OBP: 0.311, SLG: 0.383 Denny Walling, L (6, 9) OBP: 0.311, SLG: 0.264	B B B B 4-0 1B 1-2 BB	x 0-0 ② ③ G6-4-3 1-2f				I I I I 4-0 1B SF7 1B IBB		B B B B 4-0 BB		1 0	1 0	0 0	0 0	2 1	0 0	3 0
Art Howe, R (1, 5) OBP: 0.315, SLG: 0.323		x 0-0 ① F3		x 0-0 ① F7		x 0-0 1B 1-2 2-3 1B		S S S 0-3 ① K		4	0	1	0	0	1	3
Nolan Ryan, R (1, 1) OBP: 0.197, SLG: 0.141 Harry Spilman, L (8, PH) OBP: 0.241, SLG: 0.321 Dave Smith, R (8, 1)		x 0-0 ② 1-2 2-H 1B		S S S 0-3 ② K		S S S 0-3 ① K		x 0-0 ② F6		3 1 0	0 0 0	1 0 0	0 0 0	0 0 0	2 0 0	3 1 0
Inning Stats	R: 0 E: 0 K: 1 S: 5 H: 0 LOB: 2 BB: 1 P: 10	R: 0 E: 0 K: 0 S: 3 H: 1 LOB: 2 BB: 2 P: 11	R: 1 E: 0 K: 0 S: 4 H: 2 LOB: 2 BB: 2 P: 12	R: 0 E: 0 K: 1 S: 6 H: 1 LOB: 1 BB: 0 P: 6	R: 0 E: 0 K: 1 S: 5 H: 1 LOB: 0 BB: 0 P: 5	R: 2 E: 0 K: 1 S: 8 H: 3 LOB: 2 BB: 1 P: 12	R: 0 E: 0 K: 0 S: 3 H: 0 LOB: 0 BB: 0 P: 3	R: 0 E: 0 K: 1 S: 5 H: 0 LOB: 1 BB: 1 P: 9	R: 0 E: 0 K: 0 S: 3 H: 0 LOB: 0 BB: 0 P: 3	1B: 6 2B: 2 3B: 0 HR: 0	SF: 1 SAC: 0 DP: 1 HBP: 1					

PITCHER	IP	WLS	BF	H	R	ER	SO	BB	IBB	HBP	BLK	WP	HR	S	P	ERA	WHIP
Marty Bystrom, R (1, 1) ERA: 4.81	2.1		15	3	1	1	1	5	0	1	0	0	0	11	32	3.86	3.429
Stan Bahnsen, R (3, 1) ERA: 3.29	2.2		8	2	0	0	2	0	0	0	0	0	0	12	12	0.00	0.750
Porfi Altamirano, R (6, 1) ERA: 4.82	1.0	W	7	3	2	2	1	0	1	0	0	0	0	8	12	18.00	3.000
Sid Monge, L (7, 1) ERA: 4.0	1.0		3	0	0	0	0	0	0	0	0	0	0	3	3	0.00	0.000
Ron Reed, R (8, 1) ERA: 2.76	2.0	S	7	0	0	0	1	1	0	0	0	0	0	8	12	0.00	0.500

PITCHER	IP	WLS	BF	H	R	ER	SO	BB	IBB	HBP	BLK	WP	HR	S	P	ERA	WHIP

TOP

Houston Astros @ Philadelphia Phillies

Veterans Stadium, Philadelphia, PA

Sun Sep 05 1982, 3:33 AM EDT

Att. 33,983 - Unknown

livebaseballscorecards.com

AB	31
R	3
H	8
RBI	3
BB	7
SO	5
LOB	21

Batter	1	2	3	4	5	6	7	8	9	AB	R	H	RBI	BB	SO	LOB
Pete Rose, S (1, 3) OBP: 0.341, SLG: 0.344	F7		K			K	1-3 1B			4	0	1	0	0	2	0
Manny Trillo, R (1, 4) OBP: 0.325, SLG: 0.322	5-3		4-3			K	F4			4	0	0	0	0	1	2
Gary Matthews, R (1, 7) OBP: 0.356, SLG: 0.454 Bob Dernier, R (9, 9) OBP: 0.318, SLG: 0.323	BB 1B BB		5-3			HR BB		4-3		2 0	2 0	0 0	0 0	2 0	0 0	0 0
Mike Schmidt, R (1, 5) OBP: 0.422, SLG: 0.581	1B 1-2 BB			K		1-H HR		1B		3	1	2	2	1	1	0
George Vukovich, L (1, 9) OBP: 0.336, SLG: 0.414 (9, 7)	FC6-4 1-3 2-H 1B			F9		HR		F8		4	1	2	2	0	0	1
Garry Maddox, R (1, 8) OBP: 0.304, SLG: 0.437	FC6-4 1-2f			F8		6-3		1-3 1B		4	0	1	0	0	0	2
Ozzie Virgil, R (1, 2) OBP: 0.279, SLG: 0.333 Sid Monge, S (7, 1) OBP: 0.222, SLG: 0.125 Bob Molinaro, L (7, PH) OBP: 0.270, SLG: 0.254 Ron Reed, R (8, 1) OBP: 0.357, SLG: 0.364		K		K		1B S BB		K		2 0 0 1	0 0 0 0	0 0 0 0	0 0 0 0	2 0 1 0	0 0 0 1	0 0 0 2
Ivan De Jesus, R (1, 6) OBP: 0.311, SLG: 0.313		6-3		K			F3			3	0	0	0	0	1	1
Marty Bystrom, R (1, 1) OBP: 0.130, SLG: 0.136 Stan Bahnsen, R (3, 1) Len Matuszek, L (5, PH) OBP: 0.147, SLG: 0.129 Porfi Altamirano, R (6, 1) OBP: 0.250, SLG: 0.250 Bo Diaz, R (7, 2) OBP: 0.337, SLG: 0.455		F9		K			F9			1 0 1 0 1	0 0 0 0 0	0 0 0 0 0	0 0 0 0 0	0 0 1 0 0	0 0 0 0 0	0 0 0 0 1
Inning Stats	R: 1 H: 1 E: 0 LOB: 2 K: 0 BB: 2 S: 4 P: 12	R: 0 H: 0 E: 0 LOB: 0 K: 1 BB: 0 S: 5 P: 5	R: 0 H: 0 E: 0 LOB: 0 K: 1 BB: 0 S: 5 P: 5	R: 0 H: 0 E: 0 LOB: 0 K: 1 BB: 0 S: 5 P: 5	R: 0 H: 0 E: 0 LOB: 0 K: 3 BB: 0 S: 9 P: 9	R: 3 H: 2 E: 0 LOB: 0 K: 2 BB: 1 S: 9 P: 13	R: 0 H: 1 E: 0 LOB: 2 K: 0 BB: 1 S: 4 P: 8	R: 0 H: 2 E: 0 LOB: 2 K: 1 BB: 0 S: 7 P: 7		1B: 4 SF: 0 2B: 0 SAC: 0 3B: 0 DP: 0 HR: 2 HBP: 0						

PITCHER		IP	WLS	BF	H	R	ER	SO	BB	IBB	HBP	BLK	WP	HR	S	P	ERA	WHIP
Nolan Ryan, R ERA: 3.28	(1, 1)	7.0	L	29	4	4	4	8	4	0	0	0	0	2	41	57	5.14	1.143
Dave Smith, R ERA: 4.34	(8, 1)	1.0		5	2	0	0	1	0	0	0	0	0	0	7	7	0.00	2.000

PITCHER	IP	WLS	BF	H	R	ER	SO	BB	IBB	HBP	BLK	WP	HR	S	P	ERA	WHIP

BOTTOM

Houston Astros @ Philadelphia Phillies

Veterans Stadium, Philadelphia, PA

Sun Sep 05 1982, 3:33 AM EDT

Att. 33,983 - Unknown

livebaseballscorecards.com

AB	30
R	4
H	6
RBI	4
BB	4
SO	9
LOB	9

Philadelphia Phillies @ Chicago Cubs

Wrigley Field, Chicago, IL

Mon Sep 06 1982, 3:33 AM CDT

Att. 23,510 - Unknown

TOP

livebaseballscorecards.com

Batter	1	2	3	4	5	6	7	8	9	AB	R	H	RBI	BB	SO	LOB
Pete Rose, S (1, 3) OBP: 0.341, SLG: 0.343	F9		4-3			4-3	FC6-4 1B 1-2 2-3			4	0	1	0	0	0	0
Manny Trillo, R (1, 4) OBP: 0.323, SLG: 0.319	K		P4			L5	FC6-4 1-2f			4	0	0	0	0	1	3
Gary Matthews, R (1, 7) OBP: 0.356, SLG: 0.452	6-3			CS 1B		K		F9		4	0	1	0	0	1	0
Mike Schmidt, R (1, 5) OBP: 0.423, SLG: 0.583		1B 2B		F8 1-2			2B 1B	K		4	2	2	0	0	1	1
Bo Diaz, R (1, 2) OBP: 0.339, SLG: 0.457		G2		5-3			1B SF8 2B 1-3	1B		4	1	2	0	0	0	1
Alejandro Sanchez, R (8, PR)										0	0	0	0	0	0	0
Dave Roberts, R (8, 2) OBP: 0.235, SLG: 0.219										0	0	0	0	0	0	0
Garry Maddox, R (1, 8) OBP: 0.306, SLG: 0.438		2-H 1B			P4		1B 1B 1B 2-3 3-H	F9		4	0	2	2	0	0	1
George Vukovich, L (1, 9) OBP: 0.337, SLG: 0.415		F9			1B		SF8 3-H		K	2	0	1	0	0	0	1
Bill Robinson, R (7, PH) OBP: 0.291, SLG: 0.444										0	0	0	1	0	0	0
Luis Aguayo, R (7, 6) OBP: 0.239, SLG: 0.395										0	0	0	0	0	0	0
Willie Montanez, L (9, PH) OBP: 0.273, SLG: 0.244										1	0	0	0	0	1	0
Ivan De Jesus, R (1, 6) OBP: 0.310, SLG: 0.312		4-3			F8		1B 1B 1-2		P6	2	0	0	0	0	0	2
Bob Molinaro, L (7, PH) OBP: 0.280, SLG: 0.265										1	0	1	0	0	0	0
Tug McGraw, R (7, 1)										0	0	0	0	0	0	0
Len Matuszek, L (9, PH) OBP: 0.143, SLG: 0.125										1	0	0	0	0	0	0
Mike Krukow, R (1, 1) OBP: 0.167, SLG: 0.182			5-3		6-3		F7		6-3	2	0	0	0	0	0	1
Greg Gross, L (7, PH) OBP: 0.368, SLG: 0.318										2	0	0	0	0	0	2
(7, 9)																

Inning Stats	1	2	3	4	5	6	7	8	9
	R: 0 E: 0 K: 1 S: 5	H: 0 LOB: 0 BB: 0 P: 5	R: 1 E: 0 K: 0 S: 5	H: 2 LOB: 1 BB: 0 P: 5	R: 0 E: 0 K: 0 S: 3	H: 0 LOB: 0 BB: 0 P: 3	R: 0 E: 0 K: 0 S: 3	H: 1 LOB: 0 BB: 0 P: 3	R: 0 E: 0 K: 0 S: 4	H: 1 LOB: 1 BB: 0 P: 4	R: 0 E: 0 K: 1 S: 5	H: 0 LOB: 0 BB: 0 P: 5	R: 2 E: 0 K: 0 S: 8	H: 5 LOB: 3 BB: 0 P: 8	R: 0 E: 0 K: 1 S: 6	H: 1 LOB: 1 BB: 0 P: 6	R: 0 E: 0 K: 1 S: 5	H: 0 LOB: 0 BB: 0 P: 5

	AB	35
	R	3
	H	10
	RBI	3
	BB	0
	SO	4
	LOB	12

	1B: 8	SF: 1	WP: 0	PA: 36
	2B: 2	SAC: 0	PB: 0	
	3B: 0	DP: 0	SB: 0	
	HR: 0	HBP: 0	CS: 1	

PITCHER		IP	WLS	BF	H	R	ER	SO	BB	IBB	HBP	BLK	WP	HR	S	P	ERA	WHIP
Doug Bird, R ERA: 4.78	(1, 1)	6.0	W	24	7	3	3	2	0	0	0	0	0	0	28	28	4.50	1.167
Willie Hernandez, L ERA: 3.12	(7, 1)	0.1		1	0	0	0	0	0	0	0	0	0	0	1	1	0.00	0.000
Dick Tidrow, R ERA: 3.49	(7, 1)	1.2		8	3	0	0	1	0	0	0	0	0	0	10	10	0.00	1.800
Lee Smith, R ERA: 2.97	(9, 1)	1.0	S	3	0	0	0	1	0	0	0	0	0	0	5	5	0.00	0.000

PITCHER		IP	WLS	BF	H	R	ER	SO	BB	IBB	HBP	BLK	WP	HR	S	P	ERA	WHIP

BOTTOM

Philadelphia Phillies @ Chicago Cubs

Wrigley Field, Chicago, IL

Mon Sep 06 1982, 3:33 AM CDT

Att. 23,510 - Unknown

Batter	1	2	3	4	5	6	7	8	9	AB	R	H	RBI	BB	SO	LOB
Mel Hall, L (1, 8) OBP: 0.231, SLG: 0.231	K		23 4-3 1B		1-2 23 2B 1B	F9				4	1	2	0	0	1	1
23 Ryne Sandberg, R (1, 4) OBP: 0.306, SLG: 0.358	F9		4-3 1-2		1-2 2B SF9 2-H 1B		BBBB 4-0 BB			3	1	1	1	1	0	1
Bill Buckner, L (1, 3) OBP: 0.347, SLG: 0.430	BBBB 4-0 1B E BB		F7		1-3 2-H 2B		F8			3	1	1	1	1	0	2
Leon Durham, L (1, 9) OBP: 0.383, SLG: 0.518	E9 1-H 1B		6-3		IBB		F9			3	0	1	0	1	0	2
Keith Moreland, R (1, 7) OBP: 0.330, SLG: 0.406	5-3			K	SF9 3-H		F9			3	0	0	1	0	1	2
Pat Tabler, R (1, 5) OBP: 0.143, SLG: 0.143		FC5-4 1B		4-3	K			F8		4	0	1	0	0	1	2
Jody Davis, R (1, 2) OBP: 0.299, SLG: 0.388		FC5-4 1-2f		3-1		6-3		1B		4	0	1	0	0	0	1
Larry Bowa, S (1, 6) OBP: 0.303, SLG: 0.306		P6			BBBB 4-0 1B 23 1B BB	3-1		G4-3 1-2 1B		3	1	1	0	1	0	1
Doug Bird, R (1, 1) OBP: 0.143, SLG: 0.163		K			K	1B		G4-3 1-2f		3	0	1	0	0	2	2
Willie Hernandez, L (7, 1)										0	0	0	0	0	0	0
Dick Tidrow, R (7, 1)										0	0	0	0	0	0	0
Jerry Morales, R (8, PH) OBP: 0.326, SLG: 0.410										1	0	0	0	0	0	2
Lee Smith, R (9, 1) OBP: 0.125, SLG: 0.267										0	0	0	0	0	0	0
Inning Stats	R: 1 E: 1 K: 1 S: 6 H: 1 LOB: 1 BB: 1 P: 10	R: 0 E: 0 K: 1 S: 6 H: 1 LOB: 1 BB: 0 P: 6	R: 0 E: 0 K: 0 S: 4 H: 1 LOB: 1 BB: 0 P: 4	R: 0 E: 0 K: 1 S: 5 H: 0 LOB: 0 BB: 0 P: 5	R: 3 E: 0 K: 2 S: 10 H: 3 LOB: 2 BB: 2 P: 18	R: 0 E: 0 K: 0 S: 4 H: 1 LOB: 1 BB: 0 P: 4	R: 0 E: 0 K: 0 S: 3 H: 0 LOB: 1 BB: 1 P: 7	R: 0 E: 0 K: 0 S: 4 H: 2 LOB: 1 BB: 0 P: 4		1B: 8 2B: 1 3B: 0 HR: 0	SF: 1 SAC: 0 DP: 1 HBP: 0					

livebaseballscorecards.com

AB	31
R	4
H	9
RBI	3
BB	4
SO	5
LOB	16

WP: 0 PB: 0 SB: 0 CS: 0 PA: 36

PITCHER		IP	WLS	BF	H	R	ER	SO	BB	IBB	HBP	BLK	WP	HR	S	P	ERA	WHIP
Mike Krukow, R ERA: 2.8	(1, 1)	6.0	L	28	7	4	3	5	2	1	0	0	0	0	35	47	4.50	1.500
Tug McGraw, L ERA: 4.02	(7, 1)	2.0		8	2	0	0	0	1	0	0	0	0	0	7	11	0.00	1.500

PITCHER	IP	WLS	BF	H	R	ER	SO	BB	IBB	HBP	BLK	WP	HR	S	P	ERA	WHIP

Batter	1	2	3	4	5	6	7	8	9	AB	R	H	RBI	BB	SO	LOB
Pete Rose, S (1, 3) OBP: 0.339, SLG: 0.344	L7		L9		4-3		2B (2-H)	4-3		5	0	1	1	0	0	2
Gary Matthews, R (1, 7) OBP: 0.354, SLG: 0.450	G5-4-3 1B		5-3		K		K		5-3	5	0	1	0	0	2	1
Mike Schmidt, R (1, 5) OBP: 0.426, SLG: 0.589	G5-4-3 (1-2f)		BB 3B			HR	IBB (FC6-4)		BB 2B 1B	2	3	1	1	3	0	1
Bo Diaz, R (1, 2) OBP: 0.343, SLG: 0.469		1B	3B (1-H)			2B (4-3)	FC6-4 (1-2f)		2B (1-3)	5	1	4	1	0	0	2
George Vukovich, L (1, 9) OBP: 0.334, SLG: 0.414		2B	3-1			4-3 (2-3)		F8	F2	5	1	1	0	0	0	4
Garry Maddox, R (1, 8) OBP: 0.307, SLG: 0.441		P6		F9		F9		1B 2B	FC6-4 (2-H, 3-H) 1B	5	1	2	2	0	0	2
Manny Trillo, R (1, 4) OBP: 0.324, SLG: 0.322		2B (2-H)		CS 1B		L7		F9	FC6-4 (1-2f)	5	0	2	1	0	0	3
Ivan De Jesus, R (1, 6) OBP: 0.312, SLG: 0.313 Bob Molinaro, L (8, PH) OBP: 0.289, SLG: 0.265 Luis Aguayo, R (8, 6) OBP: 0.239, SLG: 0.395		IBB	K (1-2)				1B (SH1-4)	IBB		2 0 0	1 0 0	1 0 0	0 0 0	1 1 0	1 0 0	1 0 0
Larry Christenson, R (1, 1) OBP: 0.113, SLG: 0.167 Sid Monge, S (7, 1) OBP: 0.222, SLG: 0.125 Ron Reed, R (7, 1) OBP: 0.357, SLG: 0.364 Greg Gross, L (8, PH) OBP: 0.373, SLG: 0.324 Tug McGraw, R (8, 1)		F8			K		SH1-4 (1-2)	1B (1-3, 2-H)		2 0 0 1 0	0 0 0 0 0	0 0 0 1 0	0 0 0 1 0	0 0 0 0 0	1 0 0 0 0	2 0 0 0 0
Inning Stats	R: 0 E: 0 K: 0 S: 3 H: 1 LOB: 0 BB: 0 P: 3	R: 1 E: 0 K: 0 S: 5 H: 3 LOB: 2 BB: 1 P: 9	R: 1 E: 0 K: 0 S: 4 H: 1 LOB: 1 BB: 1 P: 8	R: 0 E: 0 K: 1 S: 5 H: 1 LOB: 0 BB: 0 P: 5	R: 0 E: 0 K: 2 S: 7 H: 0 LOB: 0 BB: 0 P: 7	R: 1 E: 0 K: 0 S: 5 H: 2 LOB: 1 BB: 0 P: 5	R: 1 E: 0 K: 1 S: 7 H: 2 LOB: 2 BB: 1 P: 11	R: 1 E: 0 K: 0 S: 5 H: 2 LOB: 2 BB: 1 P: 9	R: 2 E: 0 K: 0 S: 5 H: 2 LOB: 1 BB: 1 P: 9	1B: 6 2B: 6 3B: 1 HR: 1	SF: 0 SAC: 1 DP: 1 HBP: 0						

TOP

Philadelphia Phillies @ Chicago Cubs

Wrigley Field, Chicago, IL

Tue Sep 07 1982, 3:33 AM CDT

Att. 7,003 - Unknown

livebaseballscorecards.com

AB	37
R	7
H	14
RBI	7
BB	5
SO	4
LOB	18

WP: 0 PB: 0 SB: 0 CS: 1 PA: 43

PITCHER		IP	WLS	BF	H	R	ER	SO	BB	IBB	HBP	BLK	WP	HR	S	P	ERA	WHIP
Allen Ripley, R ERA: 4.25	(1, 1)	5.1		23	8	3	3	3	1	1	0	0	0	1	27	35	5.06	1.688
Mike Proly, R ERA: 2.14	(6, 1)	1.0		5	2	1	1	0	0	0	0	0	0	0	5	5	9.00	2.000
Randy Stein, R ERA:	(7, 1)	0.2		3	0	0	0	1	0	1	0	0	0	0	4	8	0.00	0.000
Bill Campbell, R ERA: 4.04	(8, 1)	1.1	L	9	3	3	3	0	1	1	0	0	0	0	7	15	20.25	3.000
Lee Smith, R ERA: 2.95	(9, 1)	0.2		3	1	0	0	0	0	0	0	0	0	0	3	3	0.00	1.500

PITCHER	IP	WLS	BF	H	R	ER	SO	BB	IBB	HBP	BLK	WP	HR	S	P	ERA	WHIP

Batter	1	2	3	4	5	6	7	8	9	AB	R	H	RBI	BB	SO	LOB
Mel Hall, L (1, 8) OBP: 0.222, SLG: 0.278	E6 L4-3		F7			K	2B		F8	5	0	1	0	0	1	2
23 Ryne Sandberg, R (1, 4) OBP: 0.306, SLG: 0.357	L8		2-H 1B			F6	F9			4	0	1	1	0	0	2
Bill Buckner, L (1, 3) OBP: 0.346, SLG: 0.429	L4-3 1-2		4-3			1B		K		4	0	1	0	0	1	2
Leon Durham, L (1, 9) OBP: 0.382, SLG: 0.522		L9		K		L9		HR		4	1	1	1	0	1	1
Keith Moreland, R (1, 7) OBP: 0.327, SLG: 0.402		6-3		K			5-3	5-3		4	0	0	0	0	1	0
Lee Smith, R (9, 1) OBP: 0.125, SLG: 0.267										0	0	0	0	0	0	0
Pat Tabler, R (1, 5) OBP: 0.222, SLG: 0.235		2B		5-3			BB 1B HR	4-3		3	1	1	0	1	0	0
Jody Davis, R (1, 2) OBP: 0.296, SLG: 0.384		K			K		F8		6-3	4	0	0	0	0	2	2
Larry Bowa, S (1, 6) OBP: 0.304, SLG: 0.307			WP 23 1B		F8		HR 1-3 1B		L7	2	1	1	0	0	0	0
Jay Johnstone, L (7, PH) OBP: 0.351, SLG: 0.415										1	1	1	0	0	0	0
Junior Kennedy, R (8, 6) OBP: 0.289, SLG: 0.263										1	0	0	0	0	0	0
Allen Ripley, R (1, 1) OBP: 0.125, SLG: 0.125			K 1-2		L3		HR 1-H 3-H		3B	2	0	0	0	0	1	1
Mike Proly, R (6, 1) OBP: 0.300, SLG: 0.400										0	0	0	0	0	0	0
Randy Stein, R (7, 1)										0	0	0	0	0	0	0
Scot Thompson, L (7, PH) OBP: 0.368, SLG: 0.341										0	0	0	0	0	0	0
Jerry Morales, R (7, PH) OBP: 0.333, SLG: 0.452										1	1	1	3	0	0	0
Bill Campbell, R (8, 1)										0	0	0	0	0	0	0
Gary Woods, R (9, 7) OBP: 0.329, SLG: 0.395										1	0	1	0	0	0	0
Inning Stats	R: 0 E: 1 K: 0 S: 3 H: 0 LOB: 0 BB: 0 P: 3	R: 0 E: 0 K: 1 S: 6 H: 1 LOB: 1 BB: 0 P: 6	R: 1 E: 0 K: 1 S: 7 H: 2 LOB: 1 BB: 0 P: 7	R: 0 E: 0 K: 2 S: 7 H: 0 LOB: 0 BB: 0 P: 7	R: 0 E: 0 K: 1 S: 5 H: 0 LOB: 0 BB: 0 P: 5	R: 0 E: 0 K: 1 S: 6 H: 1 LOB: 1 BB: 0 P: 6	R: 3 E: 0 K: 0 S: 6 H: 3 LOB: 1 BB: 1 P: 10	R: 1 E: 0 K: 1 S: 6 H: 1 LOB: 0 BB: 0 P: 6	R: 0 E: 0 K: 0 S: 4 H: 1 LOB: 1 BB: 0 P: 4	1B: 4 2B: 3 3B: 1 HR: 2 SF: 0 SAC: 0 DP: 1 HBP: 0						

PITCHER		IP	WLS	BF	H	R	ER	SO	BB	IBB	HBP	BLK	WP	HR	S	P	ERA	WHIP
Larry Christenson, R ERA: 3.54	(1, 1)	6.2		26	5	3	3	6	1	0	0	0	1	0	37	41	4.05	0.900
Sid Monge, L ERA: 4.14	(7, 1)	0.0		2	2	1	1	0	0	0	0	0	0	1	2	2	∞	∞
Ron Reed, R ERA: 2.75	(7, 1)	0.1		1	0	0	0	0	0	0	0	0	0	0	1	1	0.00	0.000
Tug McGraw, L ERA: 4.05	(8, 1)	2.0	W	8	2	1	1	1	0	0	0	0	0	1	10	10	4.50	1.000

PITCHER	IP	WLS	BF	H	R	ER	SO	BB	IBB	HBP	BLK	WP	HR	S	P	ERA	WHIP

BOTTOM

Philadelphia Phillies @ Chicago Cubs

Wrigley Field, Chicago, IL

Tue Sep 07 1982, 3:33 AM CDT

Att. 7,003 - Unknown

livebaseballscorecards.com

AB	36
R	5
H	9
RBI	5
BB	1
SO	7
LOB	10

1B: 4	SF: 0	WP: 1	PA: 37
2B: 3	SAC: 0	PB: 0	
3B: 1	DP: 1	SB: 0	
HR: 2	HBP: 0	CS: 0	

Batter	1	2	3	4	5	6	7	8	9	AB	R	H	RBI	BB	SO	LOB
Pete Rose, S (1, 3) OBP: 0.340, SLG: 0.342	G3		4-3		BB		4-3		L5-4, 1B, BB	3	0	0	0	2	0	0
Gary Matthews, R (1, 7) OBP: 0.351, SLG: 0.445	2-3			K	K		4-3		L7	5	0	0	0	0	2	3
Julio Franco, R (9, 6) OBP: 0.320, SLG: 0.304										0	0	0	0	0	0	0
Mike Schmidt, R (1, 5) OBP: 0.428, SLG: 0.588	FC5-4, 1B			FC6-4, BB		5-3	K		1-2, 1B	4	0	2	0	1	1	0
Bo Diaz, R (1, 2) OBP: 0.344, SLG: 0.472	FC5-4, 1-2f			FC6-4, 1-2f		1B, 2B, 2B		FC8-4, 1B	L5-4, 2-3	4	1	2	0	0	0	2
Bob Dernier, R (8, PR) OBP: 0.318, SLG: 0.323										0	0	0	0	0	0	0
Luis Aguayo, R (8, 6) OBP: 0.239, SLG: 0.395										0	0	0	0	0	0	0
Greg Gross, L (9, PH) (9, 7) OBP: 0.370, SLG: 0.321										1	0	0	0	0	0	2
George Vukovich, L (1, 9) OBP: 0.333, SLG: 0.412		4-3		F5		FC4, 2-3, 1B		FC8-4, FC4-6, 1B, 1-2f, 1B		4	1	1	0	0	0	2
Garry Maddox, R (1, 8) OBP: 0.307, SLG: 0.438		1-3			F9	FC4, 1-2f, 2B		FC4-6, 1-2, 1B		4	1	1	0	0	0	2
Manny Trillo, R (1, 4) OBP: 0.325, SLG: 0.328		1-3			1B, 2B	1-H, 3-H, 2B		FC4-6, 1B, 1-2f, 2-3		4	1	2	2	0	0	2
Ivan De Jesus, R (1, 6) OBP: 0.312, SLG: 0.311			F9		6-3					2	0	0	0	1	0	1
Bob Molinaro, L (8, PH) OBP: 0.289, SLG: 0.265										0	0	0	0	0	0	0
Bill Robinson, R (8, PH) OBP: 0.295, SLG: 0.448						IBB		FC5-4, 1-2, 3-H, 1B		1	0	1	1	0	0	0
Ron Reed, R (8, 1) OBP: 0.357, SLG: 0.364										0	0	0	0	0	0	0
Steve Carlton, L (1, 1) OBP: 0.209, SLG: 0.279			G3		BB, 2-H, 1B					3	0	1	1	0	1	2
Ozzie Virgil, R (8, PH) (8, 2) OBP: 0.275, SLG: 0.328								FC5-4, 1-2f		1	0	0	0	0	0	2
Inning Stats	R: 0 E: 0 K: 0 S: 4 H: 1 LOB: 1 BB: 0 P: 4	R: 0 E: 0 K: 0 S: 3 H: 0 LOB: 0 BB: 0 P: 3	R: 0 E: 0 K: 0 S: 3 H: 0 LOB: 0 BB: 0 P: 3	R: 0 E: 0 K: 1 S: 5 H: 0 LOB: 1 BB: 1 P: 9	R: 1 E: 0 K: 1 S: 7 H: 2 LOB: 2 BB: 1 P: 11	R: 2 E: 0 K: 1 S: 8 H: 3 LOB: 2 BB: 1 P: 12	R: 0 E: 0 K: 1 S: 5 H: 0 LOB: 0 BB: 0 P: 5	R: 1 E: 0 K: 0 S: 6 H: 3 LOB: 2 BB: 0 P: 6	R: 0 E: 0 K: 0 S: 3 H: 1 LOB: 1 BB: 1 P: 7	1B: 7 2B: 4 3B: 0 HR: 0 SF: 0 SAC: 0 DP: 1 HBP: 0						WP: 0 PB: 0 SB: 0 CS: 0 PA: 40	

TOP

Philadelphia Phillies @ Chicago Cubs

Wrigley Field, Chicago, IL

Wed Sep 08 1982, 3:33 AM CDT

Att. 8,233 - Unknown

livebaseballscorecards.com

AB	36
R	4
H	10
RBI	4
BB	4
SO	4
LOB	18

PITCHER		IP	WLS	BF	H	R	ER	SO	BB	IBB	HBP	BLK	WP	HR	S	P	ERA	WHIP
Dickie Noles, R ERA: 4.36	(1, 1)	7.0		30	6	3	3	4	2	1	0	0	0	0	35	47	3.86	1.143
Dick Tidrow, R ERA: 3.56	(8, 1)	0.2	L	4	2	1	1	0	0	0	0	0	0	0	4	4	13.50	3.000
Willie Hernandez, L ERA: 3.12	(8, 1)	0.0		1	1	0	0	0	0	0	0	0	0	0	1	1	∞	∞
Mike Proly, R ERA: 2.11	(8, 1)	0.2		3	0	0	0	0	1	0	0	0	0	0	2	6	0.00	1.500
Lee Smith, R ERA: 2.93	(9, 1)	0.2		2	1	0	0	0	0	0	0	0	0	0	2	2	0.00	1.500

PITCHER	IP	WLS	BF	H	R	ER	SO	BB	IBB	HBP	BLK	WP	HR	S	P	ERA	WHIP

BOTTOM

Philadelphia Phillies @ Chicago Cubs

Wrigley Field, Chicago, IL

Wed Sep 08 1982, 3:33 AM CDT

Att. 8,233 - Unknown

Batter	1	2	3	4	5	6	7	8	9	AB	R	H	RBI	BB	SO	LOB
23 Ryne Sandberg, R (1, 4) (9, 5) OBP: 0.305, SLG: 0.355	6-3		F9		F9		BB		6-3 1-2	4	0	0	0	1	0	1
Gary Woods, R (1, 8) OBP: 0.328, SLG: 0.392	G4-6-3 1B		K		L9		F9		4-3	4	0	1	0	0	1	2
Mel Hall, L (9, PH) OBP: 0.211, SLG: 0.263										1	0	0	0	0	0	1
Bill Buckner, L (1, 3) OBP: 0.345, SLG: 0.433	G4-6-3 1-2f		HR		L8			P4		4	1	1	1	0	0	1
Keith Moreland, R (1, 7) (9, 2) OBP: 0.329, SLG: 0.402		1B FC4-6 1B	BB 1B BB			6-3		6-3		3	2	1	0	1	0	0
Leon Durham, L (1, 9) OBP: 0.383, SLG: 0.520		F8	1B 1-2 BB			K		BB BB		2	0	0	0	2	1	1
Pat Tabler, R (1, 5) OBP: 0.286, SLG: 0.300		FC4-6 1B 1-3 1B	1-3 2-H 1B			6-3		1-2 BB		3	0	2	1	0	0	0
Jay Johnstone, L (8, PH) OBP: 0.353, SLG: 0.415										0	0	0	0	1	0	0
(9, 7)																
Jody Davis, R (1, 2) OBP: 0.299, SLG: 0.386		FC4-6 1-2 1B		6-3			SH3-4 1B	G3		3	0	2	0	0	0	0
Scot Thompson, L (8, PH) OBP: 0.380, SLG: 0.333										1	0	0	0	0	0	2
Junior Kennedy, R (9, 4) OBP: 0.289, SLG: 0.263										0	0	0	0	0	0	0
Larry Bowa, S (1, 6) OBP: 0.304, SLG: 0.306		FC4-6 1-2f 2-3 3-H		F7			SH3-4 1-2		23 6-3 BB	2	0	0	1	1	0	2
Dickie Noles, R (1, 1) OBP: 0.102, SLG: 0.128		K		K			6-3		F2	2	0	0	0	0	2	2
Steve Henderson, R (7, PH) OBP: 0.301, SLG: 0.348										1	0	0	0	0	0	1
Dick Tidrow, R (8, 1)										0	0	0	0	0	0	0
Willie Hernandez, L (8, 1)										0	0	0	0	0	0	0
Mike Proly, R (8, 1) OBP: 0.300, SLG: 0.400										0	0	0	0	0	0	0
Lee Smith, R (9, 1) OBP: 0.118, SLG: 0.250										1	0	0	0	0	0	1
Inning Stats	R: 0 E: 0 K: 0 S: 3 H: 1 LOB: 0 BB: 0 P: 3	R: 1 E: 0 K: 1 S: 8 H: 3 LOB: 2 BB: 0 P: 8	R: 2 E: 0 K: 1 S: 6 H: 2 LOB: 2 BB: 2 P: 14	R: 0 E: 0 K: 1 S: 5 H: 0 LOB: 0 BB: 0 P: 5	R: 0 E: 0 K: 0 S: 3 H: 0 LOB: 0 BB: 0 P: 3	R: 0 E: 0 K: 1 S: 5 H: 0 LOB: 0 BB: 0 P: 5	R: 0 E: 0 K: 0 S: 4 H: 1 LOB: 2 BB: 1 P: 8	R: 0 E: 0 K: 0 S: 3 H: 0 LOB: 2 BB: 2 P: 11	R: 0 E: 0 K: 0 S: 3 H: 0 LOB: 1 BB: 1 P: 7	1B: 6 2B: 0 3B: 0 HR: 1	SF: 0 SAC: 1 DP: 1 HBP: 0						

PITCHER		IP	WLS	BF	H	R	ER	SO	BB	IBB	HBP	BLK	WP	HR	S	P	ERA	WHIP
Steve Carlton, L ERA: 3.38	(1, 1)	7.0	W	29	7	3	3	4	3	0	0	0	0	1	34	46	3.86	1.429
Ron Reed, R ERA: 2.69	(8, 1)	2.0	S	9	0	0	0	0	3	0	0	0	0	0	6	18	0.00	1.500

PITCHER	IP	WLS	BF	H	R	ER	SO	BB	IBB	HBP	BLK	WP	HR	S	P	ERA	WHIP

AB	31
R	3
H	7
RBI	3
BB	6
SO	4
LOB	14

WP: 0 PB: 0 SB: 0 CS: 0 PA: 38

livebaseballscorecards.com

Batter	1	2	3	4	5	6	7	8	9	AB	R	H	RBI	BB	SO	LOB
Pete Rose, S (1, 3) OBP: 0.339, SLG: 0.341	0-0 SF9 1B	0-0 E6 BB E		0-0 ① P4	0-0 ② G3 2-3		0-0 ③ 4-3			5	2	1	0	0	0	2
Gary Matthews, R (1, 7) OBP: 0.357, SLG: 0.452	0-0 1B 1-3 1B 2B	BBBB 4-0 FC4-6 1-2 2-3 BB		0-0 S 1B 2B 1B	BBBB 4-0 BB			0-0 1B 2B		3	2	3	0	2	0	0
Mike Schmidt, R (1, 5) OBP: 0.426, SLG: 0.585	0-0 ① SF9 3-H	0-0 ② FC4-6 1B 1-2f 2-H 3-H		0-0 S 1-2 2B 1B	SSS 0-3 ③ K			SSS 0-3 ① K		4	1	1	2	0	2	4
Bo Diaz, R (1, 2) OBP: 0.348, SLG: 0.475	0-0 1B 2-3 1B 1B	0-0 FC6-4 1-2 1B		0-0 ② P6 1-2 2-3		0-0 1B		0-0 ② 2-H 1B		5	0	4	0	0	0	2
Bill Robinson, R (1, 9) OBP: 0.303, SLG: 0.460 George Vukovich, L (5, 9) OBP: 0.334, SLG: 0.411	0-0 1B 1-2 3-H 1B	0-0 ③ FC6-4 1-2f		0-0 2-H 3-H 2B		SSS 0-3 ① K		4-0 IBB		3 1	0 0	2 0	3 0	0 1	0 1	2 1
Garry Maddox, R (1, 8) OBP: 0.308, SLG: 0.436	0-0 ② 1-2 2-H 1B	BBBB 4-0 BB		0-0 ③ F8		0-0 ② F5		0-0 ③ 4-3		4	0	1	0	1	0	4
Manny Trillo, R (1, 4) OBP: 0.322, SLG: 0.324	0-0 ③ F8	0-0 ① F9			0-0 ① F9	0-0 ③ P5			0-0 ① 5-3	5	0	0	0	0	0	4
Ivan De Jesus, R (1, 6) OBP: 0.313, SLG: 0.314		0-0 BB SH1-4 FC4-6 1B	SSS 0-3 ② K		0-0 1B 2B		SSS 0-3 ① K		0-0 ② G3	5	2	2	0	0	2	1
Dick Ruthven, R (1, 1) OBP: 0.109, SLG: 0.159 Len Matuszek, L (7, PH) OBP: 0.139, SLG: 0.121 Sid Monge, S (7, 1) OBP: 0.200, SLG: 0.111		0-0 ① SH1-4 1-2	SSS 0-3 ③ K		0-0 G3 2-H 1B		0-0 ② P6		0-0 ③ 5-3	2 1 1	0 0 0	1 0 0	1 0 0	0 0 0	1 0 0	1 0 0
Inning Stats	R: 2 E: 0 K: 0 S: 7 H: 5 LOB: 2 BB: 0 P: 7	R: 2 E: 2 K: 0 S: 6 H: 2 LOB: 2 BB: 1 P: 10	R: 0 E: 0 K: 2 S: 7 H: 0 LOB: 1 BB: 1 P: 11	R: 2 E: 0 K: 0 S: 6 H: 3 LOB: 1 BB: 0 P: 6	R: 1 E: 0 K: 1 S: 7 H: 2 LOB: 2 BB: 1 P: 11	R: 0 E: 0 K: 1 S: 6 H: 1 LOB: 1 BB: 0 P: 6	R: 0 E: 0 K: 1 S: 5 H: 0 LOB: 0 BB: 0 P: 5	R: 0 E: 0 K: 1 S: 6 H: 2 LOB: 2 BB: 1 P: 10	R: 0 E: 0 K: 0 S: 3 H: 0 LOB: 0 BB: 0 P: 3	1B: 11 2B: 4 3B: 0 HR: 0 SF: 1 SAC: 1 DP: 0 HBP: 0						

TOP

Philadelphia Phillies @ Pittsburgh Pirates
Three Rivers Stadium, Pittsburgh, PA

Fri Sep 10 1982, 7:05 PM EDT
Att. 15,596 - Unknown

livebaseballscorecards.com

AB	39
R	7
H	15
RBI	6
BB	4
SO	6
LOB	21

WP: 0 PB: 0 SB: 2 CS: 0 PA: 45

PITCHER		IP	WLS	BF	H	R	ER	SO	BB	IBB	HBP	BLK	WP	HR	S	P	ERA	WHIP
John Candelaria, L ERA: 2.8	(1, 1)	4.0	L	24	10	6	4	2	2	0	0	0	0	0	26	34	9.00	3.000
Cecilio Guante, R ERA: 3.51	(5, 1)	3.0		13	3	1	1	3	1	0	0	0	0	0	18	22	3.00	1.333
Kent Tekulve, R ERA: 2.8	(8, 1)	2.0		8	2	0	0	1	0	1	0	0	0	0	9	13	0.00	1.000

BOTTOM

Philadelphia Phillies @ Pittsburgh Pirates
Three Rivers Stadium, Pittsburgh, PA
Fri Sep 10 1982, 7:05 PM EDT
Att. 15,596 - Unknown

livebaseballscorecards.com

Batter	1	2	3	4	5	6	7	8	9	AB	R	H	RBI	BB	SO	LOB
Omar Moreno, L (1, 8) OBP: 0.286, SLG: 0.302	G3		4-3	L8			4-3		F9	4	0	0	0	0	0	2
Willie Stargell, L (9, PH) OBP: 0.324, SLG: 0.426										1	0	0	0	0	0	1
Lee Lacy, R (1, 9) OBP: 0.364, SLG: 0.416	CS 1B		HR 1B		5-3		2B			4	1	3	0	0	0	0
Bill Madlock, R (1, 5) OBP: 0.372, SLG: 0.487	5-3 1-2		1-H HR		F7		6-3			4	1	1	2	0	0	2
Jason Thompson, L (1, 3) OBP: 0.402, SLG: 0.534		HR 2B	3-1		K			K		4	1	1	0	0	2	0
Mike Easler, L (1, 7) OBP: 0.349, SLG: 0.457		2-H HR		K		1B		6-3		4	1	2	2	0	1	0
Tony Peña, R (1, 2) OBP: 0.321, SLG: 0.435		4-3		F9		F7		F7		4	0	0	0	0	0	1
Johnny Ray, S (1, 4) OBP: 0.313, SLG: 0.385		F9		1B 2B		F8			1B	3	1	1	0	0	0	1
Brian Harper, R (9, PH) OBP: 0.200, SLG: 0.400										1	0	1	0	0	0	0
Jim Smith, R (9, PR) OBP: 0.313, SLG: 0.333										0	0	0	0	0	0	0
Dale Berra, R (1, 6) OBP: 0.308, SLG: 0.389		K		HBP 2-H 1B		F7			F8	4	0	1	1	0	1	2
John Candelaria, L (1, 1) OBP: 0.309, SLG: 0.286			4-3	1-2 HBP			F3		F9	1	0	0	0	0	0	0
John Milner, L (4, PH) OBP: 0.291, SLG: 0.283										0	0	0	0	0	0	0
Cecilio Guante, R (5, 1)										0	0	0	0	0	0	0
Dick Davis, R (7, PH) OBP: 0.259, SLG: 0.377										1	0	0	0	0	0	0
Kent Tekulve, R (8, 1) OBP: 0.083, SLG: 0.083										0	0	0	0	0	0	0
Jim Morrison, R (9, PH) OBP: 0.283, SLG: 0.440										1	0	0	0	0	0	1

Inning Stats	1	2	3	4	5	6	7	8	9
	R: 0 H: 1 E: 0 LOB: 0 K: 0 BB: 0 S: 3 P: 3	R: 2 H: 2 E: 0 LOB: 0 K: 1 BB: 0 S: 7 P: 7	R: 2 H: 2 E: 0 LOB: 0 K: 0 BB: 0 S: 5 P: 5	R: 1 H: 2 E: 0 LOB: 2 K: 1 BB: 0 S: 7 P: 8	R: 0 H: 0 E: 0 LOB: 0 K: 1 BB: 0 S: 5 P: 5	R: 0 H: 1 E: 0 LOB: 1 K: 0 BB: 0 S: 4 P: 4	R: 0 H: 1 E: 0 LOB: 1 K: 0 BB: 0 S: 4 P: 4	R: 0 H: 0 E: 0 LOB: 0 K: 1 BB: 0 S: 5 P: 5	R: 0 H: 1 E: 0 LOB: 1 K: 0 BB: 0 S: 4 P: 4

AB	36
R	5
H	10
RBI	5
BB	0
SO	4
LOB	10

		1B: 5	SF: 0	WP: 0	PA: 37
		2B: 3	SAC: 0	PB: 0	
		3B: 0	DP: 0	SB: 0	
		HR: 2	HBP: 1	CS: 1	

PITCHER		IP	WLS	BF	H	R	ER	SO	BB	IBB	HBP	BLK	WP	HR	S	P	ERA	WHIP
Dick Ruthven, R ERA: 3.45	(1, 1)	6.0	W	26	8	5	5	3	0	0	1	0	0	2	31	32	7.50	1.333
Sid Monge, L ERA: 3.95	(7, 1)	3.0	S	11	2	0	0	1	0	0	0	0	0	0	13	13	0.00	0.667

PITCHER	IP	WLS	BF	H	R	ER	SO	BB	IBB	HBP	BLK	WP	HR	S	P	ERA	WHIP

Batter	1	2	3	4	5	6	7	8	9	AB	R	H	RBI	BB	SO	LOB
Pete Rose, S (1, 3) OBP: 0.344, SLG: 0.345	F4 1B 1B		FC4-6 1B		HR BB	1B 1B		② 1B		4	1	4	2	1	0	0
Gary Matthews, R (1, 7) OBP: 0.357, SLG: 0.452	G5-4-3 1B		FC4-6 1B		P4 ②	FC5-4 1B		F8 ③		5	0	2	1	0	0	4
Mike Schmidt, R (1, 5) OBP: 0.426, SLG: 0.590	F4 ①			F9 ①	HR	L9 ②			FC5-4 1B 1B	5	2	2	3	0	0	4
Bo Diaz, R (1, 2) OBP: 0.347, SLG: 0.472 Bob Dernier, R (9, PR) OBP: 0.318, SLG: 0.323 Dave Roberts, R (9, 2) OBP: 0.235, SLG: 0.219	G5-4-3 ② ③			G3 ②	5-3 ③	FC5-4 ③			FC5-4 1B	5 0 0	0 0 0	1 0 0	0 0 0	0 0 0	0 0 0	4 0 0
Bill Robinson, R (1, 9) OBP: 0.303, SLG: 0.464 George Vukovich, L (6, 9) OBP: 0.337, SLG: 0.413 Tug McGraw, R (7, 1) Len Matuszek, L (9, PH) OBP: 0.135, SLG: 0.118 Ron Reed, R (9, 1) OBP: 0.357, SLG: 0.364		K ①	2B 2B	F2 ①	CS 1B	K ①	3 1 0 1 0	1 0 0 0 0	0 1 0 0 0	1 0 0 0 0	0 0 0 1 0
Garry Maddox, R (1, 8) OBP: 0.310, SLG: 0.438		6-3 ②	2-H 2B 2B	E 1B E 1B	P4 ① ② 1-2	FC5-4 ② 1-2f 2-3	5	1	2	1	0	0	3
Manny Trillo, R (1, 4) OBP: 0.323, SLG: 0.325		5-3 ③	F8 ③	E5 E 1-3 1B 1B	F2 ③	1-2 3-H 1B 1B	5	1	2	1	0	0	1
Ivan De Jesus, R (1, 6) OBP: 0.310, SLG: 0.311		K ①	F8 ①	E6 BB 1B 2-3 3-H	F9 ①	1-3 ③	5	1	0	1	0	1	3
Mike Krukow, R (1, 1) OBP: 0.143, SLG: 0.182 Ed Farmer, R (2, 1) Alejandro Sanchez, R (5, PH) OBP: 0.000, SLG: 0.000 Stan Bahnsen, R (6, 1) Bob Molinaro, L (6, PH) OBP: 0.278, SLG: 0.295 Ozzie Virgil, R (6, PH) OBP: 0.333, SLG: 0.538 Luis Aguayo, R (6, PR) OBP: 0.204, SLG: 0.395 Porfi Altamirano, R (6, 1) OBP: 0.286, SLG: 0.250 Greg Gross, L (7, 9) OBP: 0.375, SLG: 0.527		6-3 ②	HR BB 1B	1B 1B 1-2 BB	CS 1B	0 1 1 0 0 0 0 0 1	0 0 1 0 0 0 0 1 0	0 0 0 0 0 0 0 0 1	0 0 0 0 0 1 0 0 0	0 0 0 0 0 0 0 0 0	0 0 0 0 0 0 0 0 0	0 0 0 0 0 0 0 0 0

TOP

Philadelphia Phillies @ Pittsburgh Pirates
Three Rivers Stadium, Pittsburgh, PA
Sat Sep 11 1982, 7:05 PM EDT
Att. 19,842 - Unknown

livebaseballscorecards.com

AB	42
R	9
H	17
RBI	9
BB	2
SO	3
LOB	21

Inning Stats	1	2	3	4	5	6	7	8	9	1B: 14	SF: 0	WP: 0	PA: 44
R:	0	0	0	1	3	4	0	0	1	2B: 2	SAC: 0	PB: 0	
E:	0	0	0	0	0	2	0	0	0	3B: 0	DP: 1	SB: 0	
K:	0	1	1	0	0	0	0	0	1	HR: 1	HBP: 0	CS: 2	
S:	4	5	6	5	5	8	3	4	8				
H:	2	0	1	2	2	4	1	2	3				
LOB:	1	0	1	1	0	2	0	1	2				
BB:	0	0	0	0	1	1	0	0	0				
P:	4	5	6	5	9	12	3	4	8				

PITCHER		IP	WLS	BF	H	R	ER	SO	BB	IBB	HBP	BLK	WP	HR	S	P	ERA	WHIP
Larry McWilliams, L ERA: 4.17	(1, 1)	5.1		24	8	5	5	2	1	0	0	0	0	1	27	31	8.44	1.688
Enrique Romo, R ERA: 4.93	(6, 1)	0.0		2	1	0	0	0	0	0	0	0	0	0	2	2	∞	∞
Rod Scurry, L ERA: 1.75	(6, 1)	0.2		5	2	3	3	0	1	0	0	0	0	0	4	8	40.50	4.500
Manny Sarmiento, R ERA: 3.42	(7, 1)	2.1		10	5	1	1	1	0	0	0	0	0	0	12	12	3.86	2.143
Kent Tekulve, R ERA: 2.79	(9, 1)	0.2	W	3	1	0	0	0	0	0	0	0	0	0	3	3	0.00	1.500

PITCHER	IP	WLS	BF	H	R	ER	SO	BB	IBB	HBP	BLK	WP	HR	S	P	ERA	WHIP

Batter	1	2	3	4	5	6	7	8	9	AB	R	H	RBI	BB	SO	LOB
Omar Moreno, L (1, 8) OBP: 0.289, SLG: 0.312	1B 3B	E 3B 3-H		CS 1B		F8		L7		5	2	3	1	0	0	0
Lee Lacy, R (1, 9) OBP: 0.364, SLG: 0.415	5-3	E1 3-H		K 1-2			1B 3B	K		3	1	1	1	0	1	2
Dave Parker, L (7, PH) OBP: 0.332, SLG: 0.453		2B 1B								1	1	1	0	0	0	0
Doug Frobel, L (8, 9)										1	0	0	0	0	1	0
Bill Madlock, R (1, 5) OBP: 0.374, SLG: 0.496	2B 1B 3-H	1B 2B 3-H		1-3			F7		HR	5	3	3	3	0	0	1
Jason Thompson, L (1, 3) OBP: 0.402, SLG: 0.536	2B 1-H	FC6-4 1B 2-H			K		F5			4	0	2	2	0	1	1
Mike Easler, L (1, 7) OBP: 0.348, SLG: 0.455	K	FC6-4 1-2f			G3		1B 2B 3-H			4	0	1	1	0	1	2
Rafael Belliard, R (7, PR)										0	1	0	0	0	0	0
Brian Harper, R (8, 7) OBP: 0.200, SLG: 0.400										0	0	0	0	0	0	0
Tony Peña, R (1, 2) OBP: 0.323, SLG: 0.436	K		L8		1B		2B 1B 1-2			4	1	2	0	0	1	1
Johnny Ray, S (1, 4) OBP: 0.313, SLG: 0.384		F8	FC5-4 1B		F7		1B 2B 1-H 2-H			3	0	1	0	0	0	1
Willie Stargell, L (7, PH) OBP: 0.333, SLG: 0.452										1	0	1	2	0	0	0
Jim Smith, R (7, PR) OBP: 0.313, SLG: 0.333										0	0	0	0	0	0	0
(8, 4)																
Dale Berra, R (1, 6) OBP: 0.308, SLG: 0.390		WP 3B 2B	FC5-4 FC5-4 1-2f			K	F8			4	1	1	0	0	1	3
Larry McWilliams, L (1, 1) OBP: 0.188, SLG: 0.161		K 2-3	FC5-4 1-2f			K		P5		2	0	0	0	0	1	2
Enrique Romo, R (6, 1) OBP: 0.333, SLG: 0.556										0	0	0	0	0	0	0
Rod Scurry, L (6, 1) OBP: 0.250, SLG: 0.350										0	0	0	0	0	0	0
John Milner, L (6, PH) OBP: 0.286, SLG: 0.277										1	0	0	0	0	1	0
Manny Sarmiento, R (7, 1) OBP: 0.209, SLG: 0.150										1	0	0	0	0	0	0
Kent Tekulve, R (9, 1) OBP: 0.083, SLG: 0.083										0	0	0	0	0	0	0
Inning Stats	R: 2 E: 0 K: 2 S: 10 / H: 3 LOB: 1 BB: 0 P: 10	R: 4 E: 1 K: 1 S: 10 / H: 5 LOB: 1 BB: 0 P: 10	R: 0 E: 0 K: 0 S: 4 / H: 1 LOB: 1 BB: 0 P: 4	R: 0 E: 0 K: 1 S: 5 / H: 1 LOB: 0 BB: 0 P: 5	R: 0 E: 0 K: 1 S: 6 / H: 1 LOB: 1 BB: 0 P: 6	R: 0 E: 0 K: 2 S: 7 / H: 0 LOB: 0 BB: 0 P: 7	R: 3 E: 0 K: 0 S: 7 / H: 4 LOB: 2 BB: 0 P: 7	R: 0 E: 0 K: 1 S: 5 / H: 0 LOB: 0 BB: 0 P: 5	R: 1 E: 0 K: 0 S: 1 / H: 1 LOB: 0 BB: 0 P: 1	1B: 8 2B: 4 3B: 3 HR: 1	SF: 0 SAC: 0 DP: 0 HBP: 0					

PITCHER		IP	WLS	BF	H	R	ER	SO	BB	IBB	HBP	BLK	WP	HR	S	P	ERA	WHIP
Mike Krukow, R ERA: 3.06	(1, 1)	1.2		12	7	6	6	3	0	0	0	0	1	0	18	18	32.40	4.200
Ed Farmer, R ERA: 4.86	(2, 1)	2.1		9	3	0	0	1	0	0	0	0	0	0	11	11	0.00	1.286
Stan Bahnsen, R ERA: 3.07	(5, 1)	1.0		4	1	0	0	1	0	0	0	0	0	0	6	6	0.00	1.000
Porfi Altamirano, R ERA: 4.91	(6, 1)	1.1		5	1	1	1	2	0	0	0	0	0	0	9	9	6.75	0.750
Tug McGraw, L ERA: 4.37	(7, 1)	1.2		8	3	2	2	1	0	0	0	0	0	0	10	10	10.80	1.800

PITCHER		IP	WLS	BF	H	R	ER	SO	BB	IBB	HBP	BLK	WP	HR	S	P	ERA	WHIP
Ron Reed, R ERA: 2.79	(9, 1)	0.0	L	1	1	1	1	0	0	0	0	0	0	1	1	1	∞	∞

BOTTOM

Philadelphia Phillies @ Pittsburgh Pirates

Three Rivers Stadium, Pittsburgh, PA

Sat Sep 11 1982, 7:05 PM EDT

Att. 19,842 - Unknown

livebaseballscorecards.com

AB	39
R	10
H	16
RBI	10
BB	0
SO	8
LOB	13

1B: 8 SF: 0 WP: 1 PA: 39
2B: 4 SAC: 0 PB: 0
3B: 3 DP: 0 SB: 0
HR: 1 HBP: 0 CS: 1

Batter	1	2	3	4	5	6	7	8	9	AB	R	H	RBI	BB	SO	LOB
Pete Rose, S (1, 3) OBP: 0.341, SLG: 0.342	5-3		5-3		F7		E6 FC5 BB 1-3		4-3	5	0	0	0	0	0	3
Gary Matthews, R (1, 7) OBP: 0.356, SLG: 0.449	4-3		6-3		K		4-0 1-2 BB		K	4	0	0	0	1	2	2
Mike Schmidt, R (1, 5) OBP: 0.426, SLG: 0.598	2B		HR			P3	FC5 2-3f			4	1	2	1	0	0	3
Bo Diaz, R (1, 2) OBP: 0.345, SLG: 0.469	K		4-3			F8		K		4	0	0	0	0	2	1
George Vukovich, L (1, 9) OBP: 0.332, SLG: 0.407		P4		4-3		F7		6-3		4	0	0	0	0	0	0
Garry Maddox, R (1, 8) OBP: 0.315, SLG: 0.443		4-0 1B BB		5-3			G3 3-1 2B	FC5-4 1B		3	1	2	0	1	0	0
Manny Trillo, R (1, 4) OBP: 0.320, SLG: 0.323		P6		1-3			G3 2-3	FC5-4 1-2f		4	0	0	0	0	0	3
Ivan De Jesus, R (1, 6) OBP: 0.312, SLG: 0.313 Greg Gross, L (9, PH) OBP: 0.380, SLG: 0.327		1-3 1B			SH1-4 1B		3-1 3-H		4-0 1-3 BB	3 0	0 0	2 0	1 0	0 1	0 0	0 0
Larry Christenson, R (1, 1) OBP: 0.111, SLG: 0.164 Willie Montanez, L (7, PH) OBP: 0.289, SLG: 0.262 Sid Monge, S (7, 1) OBP: 0.200, SLG: 0.111 Porfi Altamirano, R (8, 1) OBP: 0.250, SLG: 0.250 Bob Molinaro, L (9, PH) OBP: 0.286, SLG: 0.261		K			SH1-4 1-2		E 1B		1-3 1-2	1 1 0 0 1	0 0 0 0 0	0 1 0 0 0	0 0 0 0 0	1 0 0 0 0	2 0 0 0 1	
Inning Stats	R: 0 E: 0 K: 1 S: 6 H: 1 LOB: 1 BB: 0 P: 6	R: 0 E: 0 K: 1 S: 6 H: 1 LOB: 2 BB: 1 P: 10	R: 1 E: 0 K: 0 S: 4 H: 1 LOB: 0 BB: 0 P: 4	R: 0 E: 0 K: 0 S: 3 H: 0 LOB: 0 BB: 0 P: 3	R: 0 E: 0 K: 1 S: 6 H: 1 LOB: 1 BB: 0 P: 6	R: 0 E: 0 K: 0 S: 3 H: 0 LOB: 0 BB: 0 P: 3	R: 1 E: 1 K: 0 S: 6 H: 2 LOB: 3 BB: 1 P: 10	R: 0 E: 0 K: 1 S: 6 H: 1 LOB: 1 BB: 0 P: 6	R: 0 E: 0 K: 1 S: 5 H: 0 LOB: 1 BB: 1 P: 9	1B: 4 2B: 2 3B: 0 HR: 1	SF: 0 SAC: 1 DP: 0 HBP: 0						

PITCHER	IP	WLS	BF	H	R	ER	SO	BB	IBB	HBP	BLK	WP	HR	S	P	ERA	WHIP
Rick Rhoden, R (1, 1) ERA: 4.4	6.2	W	28	6	2	2	3	1	0	0	0	0	1	33	37	2.70	1.050
Kent Tekulve, R (7, 1) ERA: 2.73	2.1	S	10	1	0	0	2	2	0	0	0	0	0	12	20	0.00	1.286

PITCHER	IP	WLS	BF	H	R	ER	SO	BB	IBB	HBP	BLK	WP	HR	S	P	ERA	WHIP

TOP

Philadelphia Phillies @ Pittsburgh Pirates
Three Rivers Stadium, Pittsburgh, PA
Sun Sep 12 1982, 3:33 AM EDT
Att. 19,089 - Unknown

livebaseballscorecards.com

AB	34
R	2
H	7
RBI	2
BB	3
SO	5
LOB	15

WP: 0 PB: 0 SB: 0 CS: 0 PA: 38

BOTTOM

Philadelphia Phillies @ Pittsburgh Pirates
Three Rivers Stadium, Pittsburgh, PA
Sun Sep 12 1982, 3:33 AM EDT
Att. 19,089 - Unknown

Batter	1	2	3	4	5	6	7	8	9	AB	R	H	RBI	BB	SO	LOB
Omar Moreno, L (1, 8) OBP: 0.287, SLG: 0.310	K	4-3			P5	4-3				4	0	0	0	0	1	3
Johnny Ray, S (1, 4) OBP: 0.315, SLG: 0.387	2B		1B		4-3		F9			4	0	2	0	0	0	0
Bill Madlock, R (1, 5) OBP: 0.372, SLG: 0.492	6-3		F8		5-3		K			4	0	0	0	0	1	2
Jason Thompson, L (1, 3) OBP: 0.401, SLG: 0.532	1-3		P3			2B 2B BB	K			3	1	0	0	1	1	2
Dave Parker, L (1, 9) OBP: 0.340, SLG: 0.465		5-3 1B 1B	1-2 1B			1-3 2B 2B		K		3	2	3	0	0	0	0
Lee Lacy, R (7, 9) OBP: 0.363, SLG: 0.414										1	0	0	0	0	1	0
Mike Easler, L (1, 7) OBP: 0.350, SLG: 0.452		5-3 1-2	F8			2B IBB		1B HBP		2	1	0	0	1	0	3
Dale Berra, R (1, 6) OBP: 0.310, SLG: 0.393		L5		6-3		SH3-4 1-H 2-H 3-H 2B		1-2 1B		4	0	2	3	0	0	1
Steve Nicosia, R (1, 2) OBP: 0.366, SLG: 0.373		1B IBB		G6-4-3 1B		SH3-4 2-3		K		1	0	1	0	1	0	0
Willie Stargell, L (8, PH) OBP: 0.329, SLG: 0.444										1	0	0	0	0	1	2
Tony Peña, R (9, 2) OBP: 0.323, SLG: 0.436										0	0	0	0	0	0	0
Rick Rhoden, R (1, 1) OBP: 0.282, SLG: 0.467		1-2 2-H 1B		G6-4-3 1-2f		K		K		3	0	1	1	0	1	2
Kent Tekulve, R (7, 1) OBP: 0.077, SLG: 0.077										1	0	0	0	0	1	2
Inning Stats	R: 0 H: 1 E: 0 LOB: 1 K: 1 BB: 0 S: 6 P: 6	R: 1 H: 2 E: 0 LOB: 2 K: 0 BB: 1 S: 5 P: 9	R: 0 H: 2 E: 0 LOB: 2 K: 0 BB: 0 S: 5 P: 5	R: 0 H: 1 E: 0 LOB: 0 K: 0 BB: 0 S: 3 P: 3	R: 0 H: 0 E: 0 LOB: 0 K: 0 BB: 0 S: 3 P: 3	R: 3 H: 2 E: 0 LOB: 1 K: 1 BB: 2 S: 7 P: 15	R: 0 H: 0 E: 0 LOB: 0 K: 2 BB: 0 S: 7 P: 7	R: 0 H: 1 E: 0 LOB: 2 K: 3 BB: 0 S: 10 P: 11		1B: 6 SF: 0 2B: 3 SAC: 1 3B: 0 DP: 1 HR: 0 HBP: 1						

livebaseballscorecards.com

	AB	31
	R	4
	H	9
	RBI	4
	BB	3
	SO	7
	LOB	17

WP: 0 PB: 0 SB: 0 CS: 0 PA: 36

PITCHER		IP	WLS	BF	H	R	ER	SO	BB	IBB	HBP	BLK	WP	HR	S	P	ERA	WHIP
Larry Christenson, R ERA: 3.61	(1, 1)	6.0	L	28	8	4	4	2	1	2	0	0	0	0	29	41	6.00	1.500
Sid Monge, L ERA: 3.88	(7, 1)	1.1		6	1	0	0	3	0	0	1	0	0	0	11	12	0.00	0.750
Porfi Altamirano, R ERA: 4.8	(8, 1)	0.2		2	0	0	0	2	0	0	0	0	0	0	6	6	0.00	0.000

PITCHER	IP	WLS	BF	H	R	ER	SO	BB	IBB	HBP	BLK	WP	HR	S	P	ERA	WHIP

Batter	1	2	3	4	5	6	7	8	9	AB	R	H	RBI	BB	SO	LOB
Lonnie Smith, R (1, 7) OBP: 0.390, SLG: 0.452	K			K		S BLK 1B			K	4	0	1	0	0	3	0
Mike Ramsey, S (1, 6) OBP: 0.305, SLG: 0.319	4-3			F8		K 1-3			K	4	0	0	0	0	2	1
Keith Hernandez, L (1, 3) OBP: 0.395, SLG: 0.425	F8			2B			G4-6-3 1B			3	0	2	0	0	0	0
George Hendrick, R (1, 9) OBP: 0.310, SLG: 0.426		K		4-3			G4-6-3 1-2f			3	0	0	0	0	1	2
David Green, R (1, 8) OBP: 0.317, SLG: 0.380		6-3			K		K			3	0	0	0	0	2	0
Gene Tenace, R (1, 2) OBP: 0.469, SLG: 0.561		5-3			F7			F5		3	0	0	0	0	0	0
Kelly Paris, R (1, 5) OBP: 0.200, SLG: 0.200			K2-3		F9			6-3		3	0	0	0	0	1	0
Tom Herr, S (1, 4) OBP: 0.328, SLG: 0.310			K			F9		F7		3	0	0	0	0	1	0
Bob Forsch, R (1, 1) OBP: 0.229, SLG: 0.269			K			F2			K	2	0	0	0	0	1	0
Willie McGee, S (9, PH) OBP: 0.335, SLG: 0.414										1	0	0	0	0	1	0

TOP

St. Louis Cardinals @ Philadelphia Phillies
Veterans Stadium, Philadelphia, PA
Mon Sep 13 1982, 7:05 PM EDT
Att. 40,109 - Unknown

livebaseballscorecards.com

AB	29
R	0
H	3
RBI	0
BB	0
SO	12
LOB	3

Inning Stats	1	2	3	4	5	6	7	8	9
	R: 0 E: 0 K: 1 S: 5	R: 0 E: 0 K: 1 S: 5	R: 0 E: 0 K: 3 S: 9	R: 0 E: 0 K: 1 S: 6	R: 0 E: 0 K: 1 S: 5	R: 0 E: 0 K: 1 S: 6	R: 0 E: 0 K: 1 S: 5	R: 0 E: 0 K: 0 S: 3	R: 0 E: 0 K: 3 S: 9
	H: 0 LOB: 0 BB: 0 P: 5	H: 0 LOB: 0 BB: 0 P: 5	H: 0 LOB: 0 BB: 0 P: 9	H: 1 LOB: 1 BB: 0 P: 6	H: 0 LOB: 0 BB: 0 P: 5	H: 1 LOB: 1 BB: 0 P: 6	H: 1 LOB: 0 BB: 0 P: 5	H: 0 LOB: 0 BB: 0 P: 3	H: 0 LOB: 0 BB: 0 P: 9

1B: 2 SF: 0
2B: 1 SAC: 0
3B: 0 DP: 1
HR: 0 HBP: 0

WP: 0 PA: 29
PB: 0
SB: 1
CS: 0

PITCHER	IP	WLS	BF	H	R	ER	SO	BB	IBB	HBP	BLK	WP	HR	S	P	ERA	WHIP
Steve Carlton, L (1, 1) ERA: 3.26	9.0	W	29	3	0	0	12	0	0	0	1	0	0	53	53	0.00	0.333

PITCHER	IP	WLS	BF	H	R	ER	SO	BB	IBB	HBP	BLK	WP	HR	S	P	ERA	WHIP

Batter	1	2	3	4	5	6	7	8	9	AB	R	H	RBI	BB	SO	LOB
Pete Rose, S (1, 3) OBP: 0.339, SLG: 0.340	4-3		F7		F7		PO 2-3	F8		4	0	0	0	0	0	0
Gary Matthews, R (1, 7) OBP: 0.357, SLG: 0.447	2B BB		F8			6-3 BB		6-3		2	1	0	0	2	0	0
Bob Dernier, R (9, 9) OBP: 0.318, SLG: 0.323										0	0	0	0	0	0	0
Mike Schmidt, R (1, 5) OBP: 0.425, SLG: 0.597	1-H 2B		6-3			F5		4-3		4	0	1	1	0	0	1
Bo Diaz, R (1, 2) OBP: 0.343, SLG: 0.466	5-3			L1		6-3 1-2				3	0	0	0	0	0	2
George Vukovich, L (1, 9) (9, 7) OBP: 0.332, SLG: 0.404	4-3			G3		FC4-6 IBB				2	0	0	0	1	0	1
Garry Maddox, R (1, 8) OBP: 0.312, SLG: 0.439		6-3		5-3		FC4-6 1-2f				3	0	0	0	0	0	2
Manny Trillo, R (1, 4) OBP: 0.320, SLG: 0.323		4-3 1B			F8		F7			3	0	1	0	0	0	0
Ivan De Jesus, R (1, 6) OBP: 0.312, SLG: 0.312		4-3 1-2			F8		PO 1-3 BB			2	0	0	0	1	0	1
Steve Carlton, L (1, 1) OBP: 0.213, SLG: 0.315		4-3			HR		1-3 1-2			3	1	1	1	0	0	2
Inning Stats	R: 1 E: 0 K: 0 S: 4 H: 1 LOB: 1 BB: 1 P: 8	R: 0 E: 0 K: 0 S: 4 H: 1 LOB: 1 BB: 0 P: 4	R: 0 E: 0 K: 0 S: 3 H: 0 LOB: 0 BB: 0 P: 3	R: 0 E: 0 K: 0 S: 3 H: 0 LOB: 0 BB: 0 P: 3	R: 1 E: 0 K: 0 S: 4 H: 1 LOB: 0 BB: 0 P: 4	R: 0 E: 0 K: 0 S: 3 H: 0 LOB: 2 BB: 2 P: 11	R: 0 E: 0 K: 0 S: 2 H: 0 LOB: 0 BB: 1 P: 6	R: 0 E: 0 K: 0 S: 3 H: 0 LOB: 0 BB: 0 P: 3		1B: 1 2B: 1 3B: 0 HR: 1 SF: 0 SAC: 0 DP: 0 HBP: 0						

PITCHER	IP	WLS	BF	H	R	ER	SO	BB	IBB	HBP	BLK	WP	HR	S	P	ERA	WHIP
Bob Forsch, R (1, 1) ERA: 3.55	8.0	L	30	3	2	2	0	3	1	0	0	0	1	26	42	2.25	0.750

PITCHER	IP	WLS	BF	H	R	ER	SO	BB	IBB	HBP	BLK	WP	HR	S	P	ERA	WHIP

BOTTOM

St. Louis Cardinals @ Philadelphia Phillies
Veterans Stadium, Philadelphia, PA
Mon Sep 13 1982, 7:05 PM EDT
Att. 40,109 - Unknown

St.

livebaseballscorecards.com

AB	26
R	2
H	3
RBI	2
BB	4
SO	0
LOB	9

WP: 0 PA: 31
PB: 0
SB: 0
CS: 0

Batter	1	2	3	4	5	6	7	8	9	AB	R	H	RBI	BB	SO	LOB
Tom Herr, S (1, 4) OBP: 0.327, SLG: 0.310	x 0-0 1B 1B		SSS 0-3 ② K		x 0-0 ②③ G4-3 1-2f		SSS 0-3 ③ K			4	0	1	0	0	2	4
Lonnie Smith, R (1, 7) OBP: 0.389, SLG: 0.451	x 0-0 ① F9		x 0-0 ③ 6-3			x 0-0 ① F7		x 0-0 CS 1B		4	0	1	0	0	0	1
Keith Hernandez, L (1, 3) OBP: 0.394, SLG: 0.424	x 0-0 1-3 1B			x 0-0 ① 4-3		x 0-0 ② L5		x 0-0 ①② F7 1-2		4	0	1	0	0	0	1
George Hendrick, R (1, 9) OBP: 0.311, SLG: 0.425	SSS 0-3 ② K			BBB 4-0 HR BB		SSS 0-3 ③ K		BBB 4-0 WP BB		2	1	0	0	2	2	2
Darrell Porter, L (1, 2) OBP: 0.356, SLG: 0.398	SSS 0-3 ③ K			x 0-0 1-H HR			x 0-0 BB 2B	4-0 FC1-6 1-2 IBB		3	1	2	2	1	1	2
Willie McGee, S (1, 8) OBP: 0.332, SLG: 0.409		x 0-0 ① 5-3		x 0-0 ② 6-3			x 0-0 ① F6	x 0-0 ③ FC1-6 1-2f		4	0	0	0	0	0	3
Ken Oberkfell, L (1, 5) OBP: 0.330, SLG: 0.346		x 0-0 ② 6-3		x 0-0 CS 1B			III 4-0 BB IBB		x 0-0 ① 1-3	3	0	1	0	1	0	0
Mike Ramsey, S (1, 6) OBP: 0.304, SLG: 0.314		x 0-0 ③ 1-3		0-0 ③ CS 1-2	SSS 0-3 ① K		BBB 4-0 1-2 2-3 BB		x 0-0 ② L5	3	0	0	0	1	1	0
John Stuper, R (1, 1) OBP: 0.162, SLG: 0.194 Bruce Sutter, R (8, 1) OBP: 0.143, SLG: 0.167			SSS 0-3 ① K		x 0-0 G4-3 1B		SSS 0-3 ② K		x 0-0 ③ 4-3	3 1	0 0	1 0	0 0	0 0	2 0	3 0
Inning Stats	R: 0 H: 2 E: 0 LOB: 2 K: 2 BB: 0 S: 9 P: 9	R: 0 H: 0 E: 0 LOB: 0 K: 0 BB: 0 S: 3 P: 3	R: 0 H: 0 E: 0 LOB: 0 K: 2 BB: 0 S: 7 P: 7	R: 2 H: 2 E: 0 LOB: 0 K: 0 BB: 1 S: 4 P: 8	R: 0 H: 1 E: 0 LOB: 0 K: 1 BB: 0 S: 5 P: 5	R: 0 H: 0 E: 0 LOB: 0 K: 1 BB: 0 S: 5 P: 5	R: 0 H: 1 E: 0 LOB: 3 K: 2 BB: 2 S: 8 P: 16	R: 0 H: 1 E: 0 LOB: 2 K: 0 BB: 2 S: 3 P: 11	R: 0 H: 0 E: 0 LOB: 0 K: 0 BB: 0 S: 3 P: 3	1B: 5 SF: 0 2B: 1 SAC: 0 3B: 0 DP: 1 HR: 1 HBP: 0						WP: 1 PA: 37 PB: 0 SB: 0 CS: 2	

TOP

St. Louis Cardinals @ Philadelphia Phillies
Veterans Stadium, Philadelphia, PA
Tue Sep 14 1982, 7:05 PM EDT
Att. 32,854 - Unknown

livebaseballscorecards.com

AB	31
R	2
H	7
RBI	2
BB	5
SO	8
LOB	16

PITCHER		IP	WLS	BF	H	R	ER	SO	BB	IBB	HBP	BLK	WP	HR	S	P	ERA	WHIP
Mike Krukow, R ERA: 3.04	(1, 1)	7.2	L	32	7	2	2	8	3	2	0	0	1	1	43	63	2.35	1.304
Sid Monge, L ERA: 3.8	(8, 1)	1.1		4	0	0	0	0	0	0	0	0	0	0	4	4	0.00	0.000

PITCHER	IP	WLS	BF	H	R	ER	SO	BB	IBB	HBP	BLK	WP	HR	S	P	ERA	WHIP

Batter	1	2	3	4	5	6	7	8	9	AB	R	H	RBI	BB	SO	LOB
Pete Rose, S (1, 3) OBP: 0.339, SLG: 0.339	1-3		FC6-4 1-2f		G4-3 1-2f			1B 1-2 1B		4	0	1	0	0	0	2
Gary Matthews, R (1, 7) OBP: 0.358, SLG: 0.446	5-3			BB 1B BB		F8		1-2 2-3 1B		3	0	1	0	1	0	0
Luis Aguayo, R (9, 4) OBP: 0.239, SLG: 0.395										0	0	0	0	0	0	0
Mike Schmidt, R (1, 5) OBP: 0.424, SLG: 0.594	F8			BB 1-2 1B		K		G1-2-3 3-Hf		4	0	1	0	0	1	3
Bo Diaz, R (1, 2) OBP: 0.340, SLG: 0.462		K		F3		1-3			K	4	0	0	0	0	2	2
George Vukovich, L (1, 9) OBP: 0.334, SLG: 0.401		G3		1-2 2-3 BB			4-3		FC5-4 BB	2	0	0	0	2	0	0
Garry Maddox, R (1, 8) OBP: 0.308, SLG: 0.434		6-3		F3			6-3		FC5-4 1-2f	4	0	0	0	0	0	4
Manny Trillo, R (1, 4) OBP: 0.318, SLG: 0.321			K	F9			F9		4-3	3	0	0	0	0	1	3
Sid Monge, S (8, 1) OBP: 0.200, SLG: 0.111										0	0	0	0	0	0	0
Willie Montanez, L (9, PH) OBP: 0.283, SLG: 0.256										1	0	0	0	0	0	1
Ivan De Jesus, R (1, 6) OBP: 0.311, SLG: 0.311			F9		F9			4-3		2	0	0	0	0	0	0
Greg Gross, L (8, PH) OBP: 0.377, SLG: 0.325										1	0	0	0	0	0	0
(9, 7)																
Mike Krukow, R (1, 1) OBP: 0.191, SLG: 0.206			FC6-4 1B		G4-3 1B			1B 1B G1-2-3 BB		2	0	2	0	0	0	0
Dave Roberts, R (8, 4) OBP: 0.235, SLG: 0.219										0	0	0	0	0	0	0
Bob Molinaro, L (8, PH) OBP: 0.295, SLG: 0.261										0	0	0	0	1	0	0
Julio Franco, R (9, 6) OBP: 0.320, SLG: 0.304										0	0	0	0	0	0	0
Inning Stats	R: 0 E: 0 K: 0 S: 3 H: 0 LOB: 0 BB: 0 P: 3	R: 0 E: 0 K: 1 S: 5 H: 0 LOB: 0 BB: 0 P: 5	R: 0 E: 0 K: 1 S: 6 H: 1 LOB: 1 BB: 0 P: 6	R: 0 E: 0 K: 0 S: 4 H: 1 LOB: 3 BB: 2 P: 12	R: 0 E: 0 K: 0 S: 3 H: 1 LOB: 0 BB: 0 P: 3	R: 0 E: 0 K: 1 S: 5 H: 0 LOB: 0 BB: 0 P: 5	R: 0 E: 0 K: 0 S: 3 H: 0 LOB: 0 BB: 0 P: 3	R: 0 E: 0 K: 0 S: 4 H: 2 LOB: 2 BB: 1 P: 8	R: 0 E: 0 K: 1 S: 5 H: 0 LOB: 1 BB: 1 P: 9	1B: 5 2B: 0 3B: 0 HR: 0	SF: 0 SAC: 0 DP: 2 HBP: 0					

PITCHER	IP	WLS	BF	H	R	ER	SO	BB	IBB	HBP	BLK	WP	HR	S	P	ERA	WHIP
John Stuper, R (1, 1) ERA: 3.43	7.1	W	28	4	0	0	3	3	0	0	0	0	0	31	43	0.00	0.955
Bruce Sutter, R (8, 1) ERA: 3.28	1.2	S	6	1	0	0	1	1	0	0	0	0	0	7	11	0.00	1.200

PITCHER	IP	WLS	BF	H	R	ER	SO	BB	IBB	HBP	BLK	WP	HR	S	P	ERA	WHIP

BOTTOM

St. Louis Cardinals @ Philadelphia Phillies
Veterans Stadium, Philadelphia, PA
Tue Sep 14 1982, 7:05 PM EDT
Att. 32,854 - Unknown

livebaseballscorecards.com

AB	30
R	0
H	5
RBI	0
BB	4
SO	4
LOB	15

WP: 0	PB: 0	SB: 0	CS: 0
PA: 34			

Batter	1	2	3	4	5	6	7	8	9	AB	R	H	RBI	BB	SO	LOB
Tom Herr, S (1, 4) OBP: 0.326, SLG: 0.309	4-3		FC4-2-5 BB 1B 1B 3-H		F4		2B SF9-5 1B		3-1	5	2	1	0	0	0	1
Lonnie Smith, R (1, 7) OBP: 0.392, SLG: 0.456	K 1B		BB 1B 1-2 1B		1B SF8 1B		SF9-5 1-3 2B		F9	5	2	4	0	0	0	0
David Green, R (9, 7) OBP: 0.317, SLG: 0.380										0	0	0	0	0	0	0
Keith Hernandez, L (1, 3) OBP: 0.397, SLG: 0.425	K 1-2		BB 1B 1-2 2-3 BB		1-3 1B		IBB		1B	3	1	2	0	2	1	1
George Hendrick, R (1, 9) OBP: 0.312, SLG: 0.426		1B	E 1B 1-3 2-H 3-H 1B		SF8 3-H		SF9-5 2-3 3-H		F9	3	1	2	4	0	0	1
Darrell Porter, L (1, 2) OBP: 0.357, SLG: 0.405		F8	E9 1-H 3-H 1B		F8			1B 3B		4	2	2	1	0	0	2
Willie McGee, S (1, 8) OBP: 0.328, SLG: 0.405		K	4-3			6-3		K		4	0	0	0	0	2	2
Ken Oberkfell, L (1, 5) OBP: 0.328, SLG: 0.343		4-3		F4		F8		G3		4	0	0	0	0	0	2
Mike Ramsey, S (1, 6) OBP: 0.307, SLG: 0.322			4-3 FC4-2-5 2B	4-3		4-3		3-H 1B		4	0	2	1	0	0	0
Joaquin Andujar, S (1, 1) OBP: 0.172, SLG: 0.207			4-3 2-3	1-3			6-3	K		4	0	0	0	0	1	2
Inning Stats	R: 0 H: 1 E: 0 LOB: 0 K: 1 BB: 0 S: 5 P: 5	R: 0 H: 1 E: 0 LOB: 1 K: 1 BB: 0 S: 6 P: 6	R: 5 H: 4 E: 1 LOB: 0 K: 0 BB: 1 S: 7 P: 11	R: 0 H: 0 E: 0 LOB: 0 K: 0 BB: 0 S: 3 P: 3	R: 1 H: 2 E: 0 LOB: 1 K: 0 BB: 0 S: 5 P: 5	R: 0 H: 0 E: 0 LOB: 0 K: 0 BB: 0 S: 3 P: 3	R: 1 H: 2 E: 0 LOB: 1 K: 0 BB: 1 S: 4 P: 8	R: 1 H: 2 E: 0 LOB: 1 K: 2 BB: 0 S: 9 P: 9	R: 0 H: 1 E: 0 LOB: 1 K: 0 BB: 0 S: 4 P: 4	1B: 10 SF: 2 2B: 3 SAC: 0 3B: 1 DP: 1 HR: 0 HBP: 0						

PITCHER		IP	WLS	BF	H	R	ER	SO	BB	IBB	HBP	BLK	WP	HR	S	P	ERA	WHIP
John Denny, R ERA: 5.09	(1, 1)	3.0	L	15	6	5	3	2	1	0	0	0	0	0	18	22	9.00	2.333
Stan Bahnsen, R ERA: 3.06	(4, 1)	3.0		11	2	1	1	0	0	0	0	0	0	0	11	11	3.00	0.667
Dick Ruthven, R ERA: 3.51	(7, 1)	2.0		10	4	2	2	2	0	1	0	0	0	0	13	17	9.00	2.000
Ron Reed, R ERA: 2.76	(9, 1)	1.0		4	1	0	0	0	0	0	0	0	0	0	4	4	0.00	1.000

PITCHER	IP	WLS	BF	H	R	ER	SO	BB	IBB	HBP	BLK	WP	HR	S	P	ERA	WHIP

TOP

St. Louis Cardinals @ Philadelphia Phillies
Veterans Stadium, Philadelphia, PA
Wed Sep 15 1982, 7:05 PM EDT
Att. 33,337 - Unknown

livebaseballscorecards.com

AB	36
R	8
H	13
RBI	6
BB	2
SO	4
LOB	11

WP: 0	PA: 40			
PB: 0				
SB: 0				
CS: 0				

Batter	1	2	3	4	5	6	7	8	9	AB	R	H	RBI	BB	SO	LOB
Pete Rose, S (1, 3) OBP: 0.337, SLG: 0.337	4-3			4-3		K			G3	3	0	0	0	0	1	2
Dick Ruthven, R (7, 1) OBP: 0.109, SLG: 0.159										0	0	0	0	0	0	0
Ron Reed, R (9, 1) OBP: 0.357, SLG: 0.364										0	0	0	0	0	0	0
Greg Gross, L (9, PH) OBP: 0.374, SLG: 0.322										1	0	0	0	0	0	0
Gary Matthews, R (1, 7) OBP: 0.355, SLG: 0.443	K			5-3		G4-6-3 1-2f			5-3	4	0	0	0	0	1	2
Mike Schmidt, R (1, 5) OBP: 0.421, SLG: 0.589	L6			F6			F9		F8	4	0	0	0	0	0	0
Bo Diaz, R (1, 2) OBP: 0.338, SLG: 0.459		F8			K FC5-4		L5			3	0	0	0	0	1	0
Ozzie Virgil, R (8, 2) OBP: 0.286, SLG: 0.328										0	0	0	0	0	0	0
George Vukovich, L (1, 9) OBP: 0.334, SLG: 0.401		4-3			F8		1B			3	0	1	0	0	0	1
Garry Maddox, R (1, 8) OBP: 0.306, SLG: 0.430		6-3			FC5-4 1B 1-2f		F9			3	0	0	0	0	0	2
Manny Trillo, R (1, 4) OBP: 0.318, SLG: 0.321			K2-3		1B 1-3			6-3		3	0	1	0	0	1	0
Ivan De Jesus, R (1, 6) OBP: 0.312, SLG: 0.311			6-3			BB 1B		4-3		2	0	1	0	0	0	0
Bob Molinaro, L (8, PH) OBP: 0.291, SLG: 0.257										1	0	0	0	0	0	0
Luis Aguayo, R (9, 6) OBP: 0.239, SLG: 0.395										0	0	0	0	0	0	0
John Denny, R (1, 1)			3-1			G4-6-3 1-2 BB		G3		0	0	0	0	0	0	0
Len Matuszek, L (3, PH) OBP: 0.132, SLG: 0.114										1	0	0	0	0	0	0
Stan Bahnsen, R (4, 1)										0	0	0	0	0	0	0
Willie Montanez, L (6, PH) OBP: 0.292, SLG: 0.250										1	0	0	0	1	0	0
(7, 3)																

Inning Stats	1	2	3	4	5	6	7	8	9
R:	0	0	0	0	0	0	0	0	0
E:	0	0	0	0	0	0	0	0	0
K:	1	0	1	0	1	1	0	0	0
S:	5	3	5	3	6	5	4	3	3
H:	0	0	0	0	1	1	1	0	0
LOB:	0	0	0	0	2	1	1	0	0
BB:	0	0	0	0	0	1	0	0	0
P:	5	3	5	3	6	9	4	3	3

PITCHER	IP	WLS	BF	H	R	ER	SO	BB	IBB	HBP	BLK	WP	HR	S	P	ERA	WHIP
Joaquin Andujar, R (1, 1) ERA: 2.56	9.0	W	30	3	0	0	4	1	0	0	0	1	0	37	41	0.00	0.444

PITCHER	IP	WLS	BF	H	R	ER	SO	BB	IBB	HBP	BLK	WP	HR	S	P	ERA	WHIP

BOTTOM

St. Louis Cardinals @ Philadelphia Phillies

Veterans Stadium, Philadelphia, PA

Wed Sep 15 1982, 7:05 PM EDT

Att. 33,337 - Unknown

St.

livebaseballscorecards.com

AB	29
R	0
H	3
RBI	0
BB	1
SO	4
LOB	7

1B: 3	SF: 0	WP: 1	PA: 30
2B: 0	SAC: 0	PB: 0	
3B: 0	DP: 1	SB: 0	
HR: 0	HBP: 0	CS: 0	

Batter	1	2	3	4	5	6	7	8	9	AB	R	H	RBI	BB	SO	LOB
Lee Lacy, R (1, 8) (7, 9) OBP: 0.369, SLG: 0.415	BBBB 4-0 1B BB		BBBB 4-0 WP 1B 1-2 BB		x 0-0 1-2 HR 1B		x 0-0 S 1B			2	1	2	0	2	0	0
Brian Harper, R (1, 7) OBP: 0.263, SLG: 0.579	x 0-0 G6-4-3 1-3 1B		x 0-0 ② F7		x 0-0 1-H 2-H HR		x 0-0 ② F8 1-2			3	1	2	3	0	0	2
Mike Easler, L (7, PH) (7, 7) OBP: 0.348, SLG: 0.453										1	0	0	0	0	0	1
Bill Madlock, R (1, 3) (7, 5) OBP: 0.369, SLG: 0.493	SSS 0-3 ① K		x 0-0 WP 1-2 2-3 1B		x 0-0 ① 5-3		SSS 0-3 ③ K			4	0	1	0	0	2	3
Jim Morrison, R (1, 5) OBP: 0.278, SLG: 0.432	x 0-0 ②③ G6-4-3 1-2f		SSS 0-3 ③ K 1-2 2-3 3-H		SSS 0-3 ② K			x 0-0 ① G3		3	0	0	0	0	2	4
Jason Thompson, L (7, 3) OBP: 0.400, SLG: 0.528										1	0	0	0	0	0	0
Dick Davis, R (1, 9) OBP: 0.255, SLG: 0.369		SSS 0-3 ① K		SSS 0-3 ① K	x 0-0 ③ 6-3			x 0-0 ② F8		0	0	0	0	0	0	0
Omar Moreno, L (7, 8) OBP: 0.287, SLG: 0.310										1	0	0	0	0	0	0
Dale Berra, R (1, 6) OBP: 0.306, SLG: 0.397		SSS 0-3 ② K		x 0-0 ② F4		x 0-0 ① 4-3		x 0-0 ③ L5		4	0	0	0	0	1	0
Steve Nicosia, R (1, 2) OBP: 0.361, SLG: 0.368		x 0-0 ③ F8		x 0-0 FC5-4 1B		x 0-0 ② 6-3			SSS 0-3 ① K	4	0	1	0	0	1	0
Johnny Ray, S (1, 4) OBP: 0.317, SLG: 0.386			x 0-0 ① 6-3	x 0-0 ③ FC5-4 1-2f		x 0-0 ③ F9			x 0-0 ② 1-3	4	0	0	0	0	0	1
Rick Rhoden, R (1, 1) OBP: 0.296, SLG: 0.468			x 0-0 1B BB WP 1B		BBBB 4-0 1B HR BB		x 0-0 ① 5-3		SSS 0-3 ③ K	2	2	1	0	1	0	0
Kent Tekulve, R (8, 1) OBP: 0.071, SLG: 0.071										1	0	0	0	0	1	0
Inning Stats	R: 0 E: 0 K: 1 S: 5 H: 1 LOB: 1 BB: 1 P: 9	R: 0 E: 0 K: 2 S: 7 H: 0 LOB: 0 BB: 0 P: 7	R: 1 E: 0 K: 1 S: 7 H: 2 LOB: 2 BB: 1 P: 11	R: 0 E: 0 K: 1 S: 6 H: 1 LOB: 1 BB: 0 P: 6	R: 3 E: 0 K: 1 S: 7 H: 2 LOB: 0 BB: 1 P: 11	R: 0 E: 0 K: 0 S: 3 H: 0 LOB: 0 BB: 0 P: 3	R: 0 E: 0 K: 1 S: 6 H: 1 LOB: 1 BB: 0 P: 6	R: 0 E: 0 K: 0 S: 3 H: 0 LOB: 0 BB: 0 P: 3	R: 0 E: 0 K: 2 S: 7 H: 0 LOB: 0 BB: 0 P: 7	1B: 6 2B: 0 3B: 0 HR: 1	SF: 0 SAC: 0 DP: 1 HBP: 0						

PITCHER		IP	WLS	BF	H	R	ER	SO	BB	IBB	HBP	BLK	WP	HR	S	P	ERA	WHIP
Steve Carlton, L ERA: 3.34	(1, 1)	5.0	L	23	6	4	4	6	3	0	0	0	1	1	32	44	7.20	1.800
Ed Farmer, R ERA: 4.65	(6, 1)	3.0		10	1	0	0	1	0	0	0	0	0	0	12	12	0.00	0.333
Porfi Altamirano, R ERA: 4.65	(9, 1)	1.0		3	0	0	0	2	0	0	0	0	0	0	7	7	0.00	0.000

PITCHER	IP	WLS	BF	H	R	ER	SO	BB	IBB	HBP	BLK	WP	HR	S	P	ERA	WHIP

TOP

Pittsburgh Pirates @ Philadelphia Phillies
Veterans Stadium, Philadelphia, PA
Fri Sep 17 1982, 7:05 PM EDT
Att. 37,262 - Unknown

livebaseballscorecards.com

AB	30
R	4
H	7
RBI	3
BB	3
SO	7
LOB	11

WP: 1	PA: 36		
PB: 0			
SB: 1			
CS: 0			

Batter	1	2	3	4	5	6	7	8	9	AB	R	H	RBI	BB	SO	LOB
Bob Dernier, R (1, 9) OBP: 0.315, SLG: 0.321 Ed Farmer, R (6, 1) Greg Gross, L (8, PH) (9, 8) OBP: 0.383, SLG: 0.333	S S S 0-3 ① K		x 0-0 ② 1-3		S S S 0-3 ② K			x 0-0 HBP 1B 1B	x 0-0 1B 1-2 1B	3 0 2	0 0 0	0 0 2	0 0 0	0 0 0	2 0 0	1 0 0
Pete Rose, S (1, 3) OBP: 0.341, SLG: 0.340 Julio Franco, R (9, PR) OBP: 0.320, SLG: 0.304	x 0-0 FC6-4 BB 1B		B B B B 4-0 BB		x 0-0 ③ 4-3			x 0-0 1-2 HBP 1B	x 0-0 1-2 2-H FC5-4 1B	4 0	0 0	3 0	1 0	1 0	0 0	1 0
Mike Schmidt, R (1, 5) OBP: 0.419, SLG: 0.584	B B B B 4-0 1-2 FC6-4 BB		x 0-0 ③ F5			x 0-0 ① F3		x 0-0 ① F6	x 0-0 ③ 1-2f FC5-4	4	0	0	0	1	0	5
Gary Matthews, R (1, 7) OBP: 0.355, SLG: 0.441	x 0-0 ② 1-2f 2-3 FC6-4			H 1-0 G4-6-3 HBP		x 0-0 ② F8		x 0-0 ② F4		3	0	0	0	0	0	4
Bo Diaz, R (1, 2) OBP: 0.338, SLG: 0.457 Alejandro Sanchez, R (8, PR) OBP: 1.000, SLG: 1.000 Dave Roberts, R (9, 2) OBP: 0.235, SLG: 0.219	x 0-0 ③ L6			x 0-0 ① ② 1-2f G4-6-3		x 0-0 ③ 6-3		H 1-0 1-2 2-3 HBP		3 0 0	0 0 0	0 0 0	0 0 0	0 0 0	0 0 0	3 0 0
Garry Maddox, R (1, 8) OBP: 0.305, SLG: 0.428 Porfi Altamirano, R (9, 1) OBP: 0.250, SLG: 0.250		x 0-0 CS 1B		S S S 0-3 ③ K			x 0-0 ① F7	x 0-0 ③ L4		4 0	0 0	1 0	0 0	0 0	1 0	3 0
Manny Trillo, R (1, 4) OBP: 0.320, SLG: 0.322		x 0-0 ① ② 1-2 6-3			x 0-0 2B 4-3 1B		x 0-0 FC5-4 1B		x 0-0 ① F4	4	1	2	0	0	0	1
Ivan De Jesus, R (1, 6) OBP: 0.312, SLG: 0.314 Bob Molinaro, L (9, PH) OBP: 0.288, SLG: 0.254		x 0-0 ③ 3-1			x 0-0 4-3 1-3 2B		x 0-0 ② FC5-4 1-2f		x 0-0 ② 5-3	3 1	0 0	1 0	0 0	0 0	0 0	1 0
Steve Carlton, L (1, 1) OBP: 0.211, SLG: 0.311 George Vukovich, L (5, PH) (6, 9) OBP: 0.334, SLG: 0.400			x 0-0 ① 4-3		x 0-0 ① 2-3 3-H 4-3		x 0-0 ③ F7		x 0-0 1B 1B 1B	1 3	0 1	0 1	0 1	0 0	0 0	0 2
Inning Stats	R: 0 E: 0 K: 1 S: 6 H: 1 LOB: 2 BB: 1 P: 10	R: 0 E: 0 K: 0 S: 3 H: 1 LOB: 0 BB: 0 P: 3	R: 0 E: 0 K: 0 S: 3 H: 0 LOB: 1 BB: 1 P: 7	R: 0 E: 0 K: 1 S: 4 H: 0 LOB: 0 BB: 0 P: 5	R: 1 E: 0 K: 1 S: 7 H: 2 LOB: 1 BB: 0 P: 7	R: 0 E: 0 K: 0 S: 3 H: 0 LOB: 0 BB: 0 P: 3	R: 0 E: 0 K: 0 S: 4 H: 1 LOB: 1 BB: 0 P: 4	R: 0 E: 0 K: 0 S: 5 H: 2 LOB: 3 BB: 0 P: 6	R: 1 E: 0 K: 0 S: 6 H: 3 LOB: 2 BB: 0 P: 6	1B: 9 2B: 1 3B: 0 HR: 0	SF: 0 SAC: 0 DP: 1 HBP: 2					

PITCHER		IP	WLS	BF	H	R	ER	SO	BB	IBB	HBP	BLK	WP	HR	S	P	ERA	WHIP
Rick Rhoden, R ERA: 4.3	(1, 1)	7.0	W	29	7	1	1	3	2	0	1	0	0	0	32	41	1.29	1.286
Kent Tekulve, R ERA: 2.79	(8, 1)	2.0	S	10	3	1	1	0	0	0	1	0	0	0	9	10	4.50	1.500

PITCHER	IP	WLS	BF	H	R	ER	SO	BB	IBB	HBP	BLK	WP	HR	S	P	ERA	WHIP

BOTTOM

Pittsburgh Pirates @ Philadelphia Phillies
Veterans Stadium, Philadelphia, PA
Fri Sep 17 1982, 7:05 PM EDT
Att. 37,262 - Unknown

livebaseballscorecards.com

AB	35
R	2
H	10
RBI	2
BB	2
SO	3
LOB	21

WP: 0 PB: 0 SB: 0 CS: 1 PA: 39

Batter	1	2	3	4	5	6	7	8	9	AB	R	H	RBI	BB	SO	LOB
Omar Moreno, L (1, 8) OBP: 0.287, SLG: 0.309	x 0-0 S 1B		SSS 0-3 ① K		x 0-0 ① F5		SSS 0-3 ① K		x 0-0 ① F8	4	0	1	0	0	2	0
Jim Morrison, R (9, PH) OBP: 0.277, SLG: 0.430										1	0	0	0	0	0	1
Johnny Ray, S (1, 4) OBP: 0.317, SLG: 0.386	x 0-0 ① F7		x 0-0 ② 5-3		x 0-0 HR 1B		x 0-0 1B 1B		x 0-0 ② 4-3 2-3	5	1	2	0	0	0	2
Bill Madlock, R (1, 5) OBP: 0.372, SLG: 0.502	x 0-0 ② F7 1-2		x 0-0 1B		x 0-0 1-H HR		x 0-0 1-3 1B		x 0-0 E S 1B 3-H	5	1	4	3	0	0	1
Jason Thompson, L (1, 3) OBP: 0.399, SLG: 0.524	BBBB 4-0 BB		x 0-0 ③ 4-3		x 0-0 ② 4-3		SSS 0-3 ② K		SSS 0-3 ③ K 1-3	4	0	0	0	1	2	4
Dave Parker, L (1, 9) OBP: 0.332, SLG: 0.456	SSS 0-3 ③ K			x 0-0 1B 2B	SSS 0-3 ③ K		x 0-0 ③ F8			4	1	1	0	0	2	4
Mike Easler, L (1, 7) OBP: 0.350, SLG: 0.454		x 0-0 ① F5		x 0-0 4-3 2-H 1B		x 0-0 1B		BBBB 4-0 G5-4-3 BB		3	0	2	1	0	0	0
Lee Lacy, R (8, PH) OBP: 0.371, SLG: 0.415 (8, 7)										0	0	0	0	1	0	0
Tony Peña, R (1, 2) OBP: 0.323, SLG: 0.430		x 0-0 ② F8		x 0-0 ① 4-3 1-2	SSS 0-3 ① K			x 0-0 ① F3		4	0	0	0	0	1	3
Dale Berra, R (1, 6) OBP: 0.305, SLG: 0.395		x 0-0 1B		SSS 0-3 ② K	SSS 0-3 ② K			x 0-0 ②③ G5-4-3 1-2f		4	0	1	0	0	2	3
Don Robinson, R (1, 1) OBP: 0.310, SLG: 0.418		SSS 0-3 ③ K		x 0-0 ③ 6-3	SSS 0-3 ③ K				x 0-0 4-3 1B 2B	3	0	0	0	0	2	3
Brian Harper, R (9, PH) OBP: 0.300, SLG: 0.650										1	1	1	0	0	0	0
Inning Stats	R: 0 H: 1 E: 0 LOB: 2 K: 1 BB: 1 S: 6 P: 10	R: 0 H: 1 E: 0 LOB: 1 K: 1 BB: 0 S: 6 P: 6	R: 0 H: 1 E: 0 LOB: 1 K: 1 BB: 0 S: 6 P: 6	R: 1 H: 2 E: 0 LOB: 1 K: 1 BB: 0 S: 7 P: 7	R: 2 H: 2 E: 0 LOB: 0 K: 1 BB: 0 S: 7 P: 7	R: 0 H: 1 E: 0 LOB: 1 K: 3 BB: 0 S: 10 P: 10	R: 0 H: 2 E: 0 LOB: 2 K: 2 BB: 0 S: 9 P: 9	R: 0 H: 0 E: 0 LOB: 0 K: 0 BB: 1 S: 2 P: 6	R: 1 H: 2 E: 0 LOB: 1 K: 1 BB: 0 S: 7 P: 7	1B: 9 SF: 0 2B: 2 SAC: 0 3B: 0 DP: 1 HR: 1 HBP: 0						

TOP

Pittsburgh Pirates @ Philadelphia Phillies
Veterans Stadium, Philadelphia, PA
Sat Sep 18 1982, 7:05 PM EDT
Att. 31,468 - Unknown

livebaseballscorecards.com

AB	38
R	4
H	12
RBI	4
BB	2
SO	11
LOB	21

PITCHER		IP	WLS	BF	H	R	ER	SO	BB	IBB	HBP	BLK	WP	HR	S	P	ERA	WHIP
Larry Christenson, R ERA: 3.63	(1, 1)	6.1		30	10	3	3	9	1	0	0	0	0	1	47	51	4.26	1.737
Sid Monge, L ERA: 3.82	(7, 1)	2.0	W	7	1	1	1	1	1	0	0	0	0	0	8	12	4.50	1.000
Ron Reed, R ERA: 2.74	(9, 1)	0.2	S	3	1	0	0	1	0	0	0	0	0	0	5	5	0.00	1.500

PITCHER	IP	WLS	BF	H	R	ER	SO	BB	IBB	HBP	BLK	WP	HR	S	P	ERA	WHIP

Batter	1	2	3	4	5	6	7	8	9	AB	R	H	RBI	BB	SO	LOB
Garry Maddox, R (1, 8) OBP: 0.307, SLG: 0.432	6-3		F7		G6-4-3 2B		HR 1B			4	2	2	0	0	0	0
Pete Rose, S (1, 3) OBP: 0.342, SLG: 0.346	F7		F7		G6-4-3 1B 2-3		1-H HR			4	1	2	2	0	0	0
Gary Matthews, R (1, 7) OBP: 0.356, SLG: 0.441	1B		E S 1B		G6-4-3 1-2f 3-H		5-3			4	0	2	0	0	0	1
Mike Schmidt, R (1, 5) OBP: 0.418, SLG: 0.580	K2-3		BB 1-3		F2			F4		3	0	0	0	1	1	1
George Vukovich, L (1, 9) OBP: 0.333, SLG: 0.396		2B SF9 BB	K			F8		4-3		3	1	0	0	1	1	2
Manny Trillo, R (1, 4) OBP: 0.317, SLG: 0.320		F6		F4		F8		F7		4	0	0	0	0	0	1
Ozzie Virgil, R (1, 2) OBP: 0.301, SLG: 0.403 Sid Monge, S (7, 1) OBP: 0.200, SLG: 0.111 Ron Reed, R (9, 1) OBP: 0.357, SLG: 0.364		1-3 2B		HR		K				3 0 0	1 0 0	2 0 0	1 0 0	0 0 0	1 0 0	0 0 0
Ivan De Jesus, R (1, 6) OBP: 0.310, SLG: 0.312		SF9 3-H		F9			5-3			2	0	0	1	0	0	0
Larry Christenson, R (1, 1) OBP: 0.108, SLG: 0.159 Dave Roberts, R (7, 2) OBP: 0.229, SLG: 0.212		K		4-3			K2-3			2 1	0 0	0 0	0 0	0 0	1 1	1 0
Inning Stats	R: 0 H: 1 E: 0 LOB: 1 K: 1 BB: 0 S: 6 P: 6	R: 1 H: 1 E: 0 LOB: 1 K: 1 BB: 1 S: 6 P: 10	R: 0 H: 1 E: 0 LOB: 2 K: 1 BB: 1 S: 6 P: 10	R: 1 H: 1 E: 0 LOB: 0 K: 0 BB: 0 S: 4 P: 4	R: 1 H: 2 E: 0 LOB: 0 K: 0 BB: 0 S: 4 P: 4	R: 0 H: 0 E: 0 LOB: 0 K: 1 BB: 0 S: 5 P: 5	R: 2 H: 2 E: 0 LOB: 0 K: 1 BB: 0 S: 7 P: 7	R: 0 H: 0 E: 0 LOB: 0 K: 0 BB: 0 S: 3 P: 3		1B: 4 SF: 1 2B: 2 SAC: 0 3B: 0 DP: 1 HR: 2 HBP: 0						

PITCHER	IP	WLS	BF	H	R	ER	SO	BB	IBB	HBP	BLK	WP	HR	S	P	ERA	WHIP
Don Robinson, R (1, 1) ERA: 4.15	8.0	L	33	8	5	5	5	2	0	0	0	0	2	41	49	5.62	1.250

PITCHER	IP	WLS	BF	H	R	ER	SO	BB	IBB	HBP	BLK	WP	HR	S	P	ERA	WHIP

BOTTOM

Pittsburgh Pirates @ Philadelphia Phillies
Veterans Stadium, Philadelphia, PA
Sat Sep 18 1982, 7:05 PM EDT
Att. 31,468 - Unknown

livebaseballscorecards.com

AB	30
R	5
H	8
RBI	4
BB	2
SO	5
LOB	6

Batter	1	2	3	4	5	6	7	8	9	AB	R	H	RBI	BB	SO	LOB
Omar Moreno, L (1, 8) OBP: 0.286, SLG: 0.308	F7	E6 1-2 2-3	FC4-6 1B 1-2f 3-H		K		G4-6-3 1B		K	6	0	1	1	0	2	5
Johnny Ray, S (1, 4) OBP: 0.317, SLG: 0.384	1-3	4-3	FC6-4 1-3 1B		F8		G4-6-3 1-2f			5	0	1	0	0	0	4
Bill Madlock, R (1, 5) OBP: 0.372, SLG: 0.501	F8		G3 S HBP 1B FC6-4 1-2f		1B			6-3		5	1	2	0	0	0	2
Jason Thompson, L (1, 3) OBP: 0.399, SLG: 0.521		HR 1B	HBP G3 1-2 E BB	F5	K			F7		4	2	1	0	1	1	1
Dave Parker, L (1, 9) OBP: 0.330, SLG: 0.452 Lee Lacy, R (3, 9) OBP: 0.371, SLG: 0.413		K	G3 1-2 2-3	S 1B BB		K		5-3		2 2	0 1	0 0	0 0	0 1	1 1	3 0
Mike Easler, L (1, 7) OBP: 0.355, SLG: 0.461		1-H HR	E HBP 1B IBB	1B 1-2 IBB		FC5-4 BB			K	2	2	1	2	3	1	0
Tony Peña, R (1, 2) OBP: 0.323, SLG: 0.429 Willie Stargell, L (4, PH) OBP: 0.324, SLG: 0.438 Steve Nicosia, R (4, 2) OBP: 0.364, SLG: 0.371		K	E 1B 1-2 2-3 3-H HBP	F9		FC5-4 1-2f			SH1-3 1B	1 1 2	1 0 0	0 0 1	1 0 0	0 0 0	1 0 0	0 2 1
Dale Berra, R (1, 6) OBP: 0.308, SLG: 0.398		E 1B 1B	E5 1B FC4-6 1-2 2-3 3-H	1-2 2-H 1B		K			SH1-3 1-2 1B	5	1	3	2	0	1	3
Manny Sarmiento, R (1, 1) OBP: 0.234, SLG: 0.182		E 1-2 1B	FC4-6 1-3 2-H 3-H 1B	F8			5-3		SH1-3 1-2 2-3	4	0	2	2	0	0	2
Inning Stats	R: 0 E: 0 K: 0 S: 3 H: 0 LOB: 0 BB: 0 P: 3	R: 2 E: 1 K: 2 S: 12 H: 4 LOB: 3 BB: 0 P: 12	R: 5 E: 1 K: 0 S: 7 H: 3 LOB: 2 BB: 2 P: 16	R: 1 E: 0 K: 0 S: 4 H: 1 LOB: 2 BB: 2 P: 12	R: 0 E: 0 K: 2 S: 8 H: 1 LOB: 1 BB: 0 P: 8	R: 0 E: 0 K: 2 S: 7 H: 0 LOB: 1 BB: 1 P: 11	R: 0 E: 0 K: 0 S: 3 H: 1 LOB: 0 BB: 0 P: 3	R: 0 E: 0 K: 0 S: 3 H: 0 LOB: 0 BB: 0 P: 3	R: 0 E: 0 K: 2 S: 9 H: 2 LOB: 2 BB: 0 P: 9	1B: 11 2B: 0 3B: 0 HR: 1 SF: 0 SAC: 1 DP: 1 HBP: 1						

PITCHER		IP	WLS	BF	H	R	ER	SO	BB	IBB	HBP	BLK	WP	HR	S	P	ERA	WHIP
Mike Krukow, R ERA: 3.22	(1, 1)	2.1	L	18	6	7	5	2	1	1	1	0	0	1	19	28	19.29	3.000
Stan Bahnsen, R ERA: 3.1	(3, 1)	2.2		13	3	1	1	2	1	1	0	0	0	0	15	23	3.38	1.500
Marty Bystrom, R ERA: 4.69	(6, 1)	2.0		7	1	0	0	2	1	0	0	0	0	0	10	14	0.00	1.000
Jay Baller, R ERA:	(8, 1)	1.0		3	0	0	0	0	0	0	0	0	0	0	3	3	0.00	0.000
Tug McGraw, L ERA: 4.25	(9, 1)	1.0		5	2	0	0	2	0	0	0	0	0	0	9	9	0.00	2.000

PITCHER	IP	WLS	BF	H	R	ER	SO	BB	IBB	HBP	BLK	WP	HR	S	P	ERA	WHIP

TOP

Pittsburgh Pirates @ Philadelphia Phillies
Veterans Stadium, Philadelphia, PA
Sun Sep 19 1982, 3:33 AM EDT
Att. 37,352 - Unknown

livebaseballscorecards.com

AB	39
R	8
H	12
RBI	8
BB	5
SO	8
LOB	23

WP: 0 PA: 46
PB: 0
SB: 2
CS: 0

Batter	1	2	3	4	5	6	7	8	9	AB	R	H	RBI	BB	SO	LOB
Garry Maddox, R (1, 8) OBP: 0.304, SLG: 0.427	F6		K		5-3			F4		4	0	0	0	0	1	0
Pete Rose, S (1, 3) OBP: 0.340, SLG: 0.345	F7		4-3		F5			F7		3	0	0	0	0	0	0
Marty Bystrom, R (6, 1) OBP: 0.130, SLG: 0.136										0	0	0	0	0	0	0
Jay Baller, R (8, 1)										0	0	0	0	0	0	0
Greg Gross, L (8, PH) OBP: 0.381, SLG: 0.331										1	0	0	0	0	0	0
Tug McGraw, R (9, 1)										0	0	0	0	0	0	0
Gary Matthews, R (1, 7) OBP: 0.355, SLG: 0.439	BB		6-3			F9		6-3		3	0	0	0	1	0	0
Mike Schmidt, R (1, 5) OBP: 0.415, SLG: 0.575	5-3			K		K			5-3	4	0	0	0	0	2	1
George Vukovich, L (1, 9) OBP: 0.338, SLG: 0.404		3-1 1B 2B		1B 1B		G3			1B	4	1	3	0	0	0	0
Manny Trillo, R (1, 4) OBP: 0.316, SLG: 0.318		3-1 2-3		F9			4-3		F9	3	0	0	0	0	0	2
Bob Molinaro, L (9, PH) OBP: 0.284, SLG: 0.250										1	0	0	0	0	0	1
Ozzie Virgil, R (1, 2) OBP: 0.312, SLG: 0.408		K		1-2 1B			FC5-4 1B		F7	4	0	2	0	0	1	2
Ivan De Jesus, R (1, 6) OBP: 0.310, SLG: 0.313		3-H 1B		F3			FC5-4 1-2f			3	0	1	1	0	0	3
Mike Krukow, R (1, 1) OBP: 0.188, SLG: 0.203		F9			K		3-1			1	0	0	0	0	0	1
Stan Bahnsen, R (3, 1)										0	0	0	0	0	0	0
Len Matuszek, L (5, PH) OBP: 0.125, SLG: 0.108										2	0	0	0	0	1	1
(6, 3)																
Inning Stats	R: 0 H: 0 E: 0 LOB: 1 K: 0 BB: 1 S: 3 P: 7	R: 1 H: 2 E: 0 LOB: 1 K: 1 BB: 0 S: 7 P: 7	R: 0 H: 0 E: 0 LOB: 0 K: 1 BB: 0 S: 5 P: 5	R: 0 H: 2 E: 0 LOB: 2 K: 1 BB: 0 S: 7 P: 7	R: 0 H: 0 E: 0 LOB: 0 K: 1 BB: 0 S: 5 P: 5	R: 0 H: 0 E: 0 LOB: 0 K: 1 BB: 0 S: 5 P: 5	R: 0 H: 1 E: 0 LOB: 1 K: 0 BB: 0 S: 4 P: 4	R: 0 H: 0 E: 0 LOB: 0 K: 0 BB: 0 S: 3 P: 3	R: 0 H: 1 E: 0 LOB: 1 K: 0 BB: 0 S: 4 P: 4	1B: 5 SF: 0 2B: 1 SAC: 0 3B: 0 DP: 0 HR: 0 HBP: 0							

PITCHER		IP	WLS	BF	H	R	ER	SO	BB	IBB	HBP	BLK	WP	HR	S	P	ERA	WHIP
Manny Sarmiento, R ERA: 3.31	(1, 1)	9.0	W	34	6	1	1	5	1	0	0	0	0	0	43	47	1.00	0.778

PITCHER	IP	WLS	BF	H	R	ER	SO	BB	IBB	HBP	BLK	WP	HR	S	P	ERA	WHIP

BOTTOM

Pittsburgh Pirates @ Philadelphia Phillies
Veterans Stadium, Philadelphia, PA
Sun Sep 19 1982, 3:33 AM EDT
Att. 37,352 - Unknown

livebaseballscorecards.com

AB	33
R	1
H	6
RBI	1
BB	1
SO	5
LOB	11

WP: 0 PA: 34
PB: 0
SB: 0
CS: 0

Batter	1	2	3	4	5	6	7	8	9	AB	R	H	RBI	BB	SO	LOB
Garry Maddox, R (1, 8) OBP: 0.308, SLG: 0.428	1B		K		1B		BB		5-3	4	0	2	0	1	1	0
Pete Rose, S (1, 3) OBP: 0.340, SLG: 0.343	F7		K		F7		1-2 BB		G5-4-3 HBP	3	0	0	0	1	1	3
Gary Matthews, R (1, 7) OBP: 0.354, SLG: 0.437	1-3 1B		K			5-3	F8		G5-4-3 1-2f	5	0	1	0	0	1	3
Mike Schmidt, R (1, 5) OBP: 0.413, SLG: 0.571	K			F3		4-3 BB		F9		3	0	0	0	1	1	2
George Vukovich, L (1, 9) OBP: 0.340, SLG: 0.403	K			G4-3 1B		4-3 1-2		1B 1B BB		3	0	1	0	1	1	3
Manny Trillo, R (1, 4) OBP: 0.315, SLG: 0.317		F9		G4-3 1-2f		6-3		1B 1-2 1B		4	0	1	0	0	0	2
Ozzie Virgil, R (1, 2) OBP: 0.309, SLG: 0.413		L8			6-3		4-3 G3 2B	K		4	1	1	0	0	1	2
Ivan De Jesus, R (1, 6) Greg Gross, L (8, PH) Luis Aguayo, R (8, 6) OBP: 0.310, SLG: 0.313 OBP: 0.385, SLG: 0.336 OBP: 0.239, SLG: 0.395	1B				K		4-3 2-3	1-2 2-3 1B		3 1 0	0 0 0	1 1 0	0 0 0	0 0 0	1 0 0	1 0 0
John Denny, R (1, 1) OBP: 0.500, SLG: 0.500 Ed Farmer, R (5, 1) Bob Molinaro, L (7, PH) OBP: 0.280, SLG: 0.247 Tug McGraw, R (7, 1) Willie Montanez, L (8, PH) OBP: 0.286, SLG: 0.244 Porfi Altamirano, R (8, 1) OBP: 0.250, SLG: 0.250	1-3				1B 1B		G3 3-H	4-3		2 0 1 0 1 0	0 0 0 0 0 0	1 0 0 0 0 0	0 0 1 0 0 0	0 0 0 0 0 0	0 0 0 0 3 0	1 0 0 0 0 0

TOP

Philadelphia Phillies @ St. Louis Cardinals
Busch Stadium, St. Louis, MO
Mon Sep 20 1982, 7:05 PM CDT
Att. 35,899 - Unknown

livebaseballscorecards.com

AB	34
R	1
H	9
RBI	1
BB	4
SO	7
LOB	20

Inning Stats	1	2	3	4	5	6	7	8	9
	R: 0 E: 0 K: 2 S: 9	R: 0 E: 0 K: 0 S: 4	R: 0 E: 0 K: 3 S: 9	R: 0 E: 0 K: 0 S: 3	R: 0 E: 0 K: 1 S: 7	R: 0 E: 0 K: 0 S: 3	R: 1 E: 0 K: 0 S: 4	R: 0 E: 0 K: 1 S: 7	R: 0 E: 0 K: 0 S: 2
	H: 2 LOB: 2 BB: 0 P: 9	H: 1 LOB: 1 BB: 0 P: 4	H: 0 LOB: 0 BB: 0 P: 9	H: 1 LOB: 0 BB: 0 P: 3	H: 2 LOB: 2 BB: 0 P: 7	H: 0 LOB: 1 BB: 1 P: 7	H: 1 LOB: 2 BB: 2 P: 12	H: 2 LOB: 3 BB: 1 P: 11	H: 0 LOB: 0 BB: 0 P: 3

| | | | |

Batter	1	2	3	4	5	6	7	8	9	AB	R	H	RBI	BB	SO	LOB
Tom Herr, S (1, 4) OBP: 0.335, SLG: 0.314	E FC4-6 1B	4-3			BBB 4-0 1-3 2B BB	0-0 ① 2B				3	2	2	0	1	0	1
Lonnie Smith, R (1, 7) OBP: 0.390, SLG: 0.448	BBBB 4-0 FC4-6 1-3 BB	SSS 0-3 ① K			x 0-0 ① 1-3 1-2	x 0-0 ② 6-3				3	0	0	0	1	1	1
Keith Hernandez, L (1, 3) OBP: 0.395, SLG: 0.418	x 0-0 ① FC4-6 1B 1-2f 3-H	x 0-0 ② 4-3			4-0 2B IBB	SSS 0-3 ③ K				3	1	0	1	1	1	1
George Hendrick, R (1, 9) OBP: 0.319, SLG: 0.439	x 0-0 FC6-4 1-3 1B	BBBB 4-0 BB			x 0-0 1B 1-H 2-H 2B		x 0-0 ① F5			3	1	2	2	1	0	0
Darrell Porter, L (1, 2) OBP: 0.346, SLG: 0.396	SSS 0-3 ② K		x 0-0 ③ 4-3		4-0 1B FC2 IBB		x 0-0 ② L9			3	0	0	0	1	1	3
Willie McGee, S (1, 8) OBP: 0.322, SLG: 0.397	x 0-0 ③ FC6-4 1-2f			x 0-0 ① 1-3	x 0-0 IBB 1-3 2-H 1B		x 0-0 ③ F8			4	0	1	1	0	0	2
Ken Oberkfell, L (1, 5) OBP: 0.330, SLG: 0.343		x 0-0 ① 3-1		x 0-0 ② F9	4-0 1-2 IBB			x 0-0 ① P6		3	0	0	0	1	0	0
Mike Ramsey, S (1, 6) OBP: 0.315, SLG: 0.317		BBBB 4-0 BB		x 0-0 1B	SSS 0-3 ② K			x 0-0 ② 4-3		3	0	1	0	1	1	3
Joaquin Andujar, S (1, 1) OBP: 0.167, SLG: 0.200 Bruce Sutter, R (7, 1) OBP: 0.111, SLG: 0.125		SSS 0-3 ② K		x 0-0 ③ 1-3	x 0-0 ③ FC2 3-Hf			x 0-0 ③ 4-3		3 1	0 0	0 0	0 0	0 0	1 0	5 0
Inning Stats	R: 1 H: 2 E: 0 LOB: 2 K: 1 BB: 1 S: 7 P: 11	R: 0 H: 0 E: 0 LOB: 1 K: 1 BB: 1 S: 5 P: 9	R: 0 H: 0 E: 0 LOB: 1 K: 1 BB: 1 S: 5 P: 9	R: 0 H: 1 E: 0 LOB: 1 K: 0 BB: 0 S: 4 P: 4	R: 3 H: 2 E: 0 LOB: 3 K: 1 BB: 4 S: 7 P: 23	R: 0 H: 1 E: 0 LOB: 0 K: 1 BB: 0 S: 5 P: 5	R: 0 H: 0 E: 0 LOB: 0 K: 0 BB: 0 S: 3 P: 3	R: 0 H: 0 E: 0 LOB: 0 K: 0 BB: 0 S: 3 P: 3		1B: 4 SF: 0 2B: 2 SAC: 0 3B: 0 DP: 0 HR: 0 HBP: 0						

BOTTOM

Philadelphia Phillies @ St. Louis Cardinals
Busch Stadium, St. Louis, MO
Mon Sep 20 1982, 7:05 PM CDT
Att. 35,899 - Unknown

livebaseballscorecards.com

AB	29
R	4
H	6
RBI	4
BB	7
SO	5
LOB	16

PITCHER		IP	WLS	BF	H	R	ER	SO	BB	IBB	HBP	BLK	WP	HR	S	P	ERA	WHIP
John Denny, R ERA: 5.19	(1, 1)	4.1	L	22	4	4	4	3	4	1	0	0	0	0	23	43	8.31	1.846
Ed Farmer, R ERA: 4.54	(5, 1)	1.2		8	2	0	0	2	0	2	0	0	0	0	10	18	0.00	1.200
Tug McGraw, L ERA: 4.14	(7, 1)	1.0		3	0	0	0	0	0	0	0	0	0	0	3	3	0.00	0.000
Porfi Altamirano, R ERA: 4.5	(8, 1)	1.0		3	0	0	0	0	0	0	0	0	0	0	3	3	0.00	0.000

PITCHER	IP	WLS	BF	H	R	ER	SO	BB	IBB	HBP	BLK	WP	HR	S	P	ERA	WHIP

Batter	1	2	3	4	5	6	7	8	9	AB	R	H	RBI	BB	SO	LOB
Bob Dernier, R (1, 9) OBP: 0.316, SLG: 0.320	x 0-0 PB S 1B		x 0-0 ① L7		x 0-0 ② L8	B B B 4-0 G6-3 1-2 2-3 BB		x 0-0 ② 6-3 1-2 2-3		4	0	1	0	1	0	4
Pete Rose, S (1, 3) OBP: 0.341, SLG: 0.343	B B B B 4-0 PB 1-2 BB		x 0-0 ② SF7 3-H		x 0-0 BB 1B 1B 2-H 1B	x 0-0 ② ③ G6-3 1-2f		x 0-0 ③ 4-3		3	1	1	2	1	0	5
Gary Matthews, R (1, 7) OBP: 0.355, SLG: 0.436 George Vukovich, L (7, 7) OBP: 0.339, SLG: 0.402	x 0-0 ① F7 1-2 2-3		x 0-0 ③ P4		x 0-0 BB 1B 1-2 1B		B B B 4-0 G5-3 S BB		x 0-0 ① P6	3 1	1 0	1 0	0 0	1 0	0 0	2 0
Mike Schmidt, R (1, 5) OBP: 0.417, SLG: 0.578	S S S 0-3 ② K			x 0-0 HR	B B B 4-0 1B 1B 1-2 2-3 BB		B B B 4-0 G5-3 1-2 BB		x 0-0 G4-6-3 1B	3	1	2	1	2	1	2
Garry Maddox, R (1, 8) OBP: 0.306, SLG: 0.425	x 0-0 ③ 1-3			x 0-0 ① F7	x 0-0 1B 1-2 2-H 3-H 1B		x 0-0 ① ② G5-3 1-2 2-3f		x 0-0 ② ③ G4-6-3 1-2f	5	0	1	2	0	0	5
Manny Trillo, R (1, 4) OBP: 0.317, SLG: 0.319		x 0-0 ① F7		x 0-0 L5-3 1B	x 0-0 ③ 1-2 2-H 1B		x 0-0 ③ L8			4	0	2	0	0	0	1
Ozzie Virgil, R (1, 2) OBP: 0.318, SLG: 0.418		S S S 0-3 ② K	x 0-0 ② ③ L5-3 1-2		x 0-0 BB 1B 1B			x 0-0 FC2-5 1B 1B		4	0	2	0	0	1	1
Ivan De Jesus, R (1, 6) OBP: 0.310, SLG: 0.312		x 0-0 ③ F7			x 0-0 E5 SH1-4 1B	S S S 0-3 ① K		x 0-0 6-3 FC2-5 1-2 1B		4	1	1	0	0	1	1
Steve Carlton, L (1, 1) OBP: 0.226, SLG: 0.333			x 0-0 E9 SF7 2B		x 0-0 ① SH1-4 1-2	x 0-0 BB 1-2 1B		x 0-0 ① FC2-5 6-3 1-2 2-3f		3	1	2	0	0	0	2
Inning Stats	R: 0 E: 0 K: 1 S: 6 H: 1 LOB: 2 BB: 1 P: 10	R: 0 E: 0 K: 1 S: 5 H: 0 LOB: 0 BB: 0 P: 5	R: 1 E: 1 K: 0 S: 4 H: 1 LOB: 0 BB: 0 P: 4	R: 1 E: 0 K: 0 S: 4 H: 2 LOB: 0 BB: 0 P: 4	R: 3 E: 1 K: 0 S: 7 H: 4 LOB: 2 BB: 1 P: 11	R: 0 E: 0 K: 1 S: 6 H: 2 LOB: 2 BB: 1 P: 10	R: 0 E: 0 K: 0 S: 2 H: 0 LOB: 1 BB: 2 P: 10	R: 0 E: 0 K: 0 S: 5 H: 2 LOB: 2 BB: 0 P: 5	R: 0 E: 0 K: 0 S: 3 H: 1 LOB: 0 BB: 0 P: 3	1B: 11 2B: 2 3B: 0 HR: 1	SF: 1 SAC: 1 DP: 4 HBP: 0						

TOP

Philadelphia Phillies @ St. Louis Cardinals

Busch Stadium, St. Louis, MO

Tue Sep 21 1982, 7:05 PM CDT

Att. 38,942 - Unknown

livebaseballscorecards.com

AB	34
R	5
H	13
RBI	5
BB	5
SO	3
LOB	23

	WP: 0	PA: 41
	PB: 1	
	SB: 2	
	CS: 0	

PITCHER		IP	WLS	BF	H	R	ER	SO	BB	IBB	HBP	BLK	WP	HR	S	P	ERA	WHIP
Eric Rasmussen, R ERA: 1.98	(1, 1)	4.2	L	22	6	5	1	2	2	0	0	0	0	1	24	32	1.93	1.714
Jeff Lahti, R ERA: 3.86	(5, 1)	1.1		7	4	0	0	1	1	0	0	0	0	0	8	12	0.00	3.750
Steve Mura, R ERA: 4.04	(7, 1)	3.0		12	3	0	0	0	2	0	0	0	0	0	10	18	0.00	1.667

PITCHER	IP	WLS	BF	H	R	ER	SO	BB	IBB	HBP	BLK	WP	HR	S	P	ERA	WHIP

BOTTOM

Philadelphia Phillies @ St. Louis Cardinals
Busch Stadium, St. Louis, MO
Tue Sep 21 1982, 7:05 PM CDT
Att. 38,942 - Unknown

livebaseballscorecards.com

Batter	1	2	3	4	5	6	7	8	9	AB	R	H	RBI	BB	SO	LOB
Lonnie Smith, R (1, 7) OBP: 0.388, SLG: 0.445	L9		S, 1B 2-H 1B		K		K		F9	5	1	1	1	0	2	1
Mike Ramsey, S (1, 6) OBP: 0.313, SLG: 0.312	BB		F8 1-2		6-3		K		F2	4	0	0	0	1	1	2
Keith Hernandez, L (1, 3) OBP: 0.395, SLG: 0.419	K		1B 2-H 1B		2B 1B		6-3			4	0	2	1	0	1	1
George Hendrick, R (1, 9) OBP: 0.322, SLG: 0.444	K		1B 1-3 1B		1-3 2B			WP 1B		4	0	3	0	0	1	1
Gene Tenace, R (1, 2) OBP: 0.458, SLG: 0.535		F7	F7		BB			K 1-2		3	0	0	0	1	1	3
Willie McGee, S (1, 8) OBP: 0.319, SLG: 0.393		4-3		K2-3	K			K		4	0	0	0	0	3	4
Kelly Paris, R (1, 5) OBP: 0.077, SLG: 0.077		F7		K		P3		K		4	0	0	0	0	2	1
Julio Gonzalez, R (1, 4) OBP: 0.250, SLG: 0.311			WP, SH5-4 1B 1B	WP 1B		K			K	4	1	2	0	0	2	0
Eric Rasmussen, R (1, 1)			SH5-4 1-2	K 1-2		F9			2B	1	0	0	0	0	1	1
Jeff Lahti, R (5, 1) OBP: 0.077, SLG: 0.077										0	0	0	0	0	0	0
Tito Landrum, R (6, PH) OBP: 0.359, SLG: 0.414										1	0	0	0	0	0	0
Steve Mura, R (7, 1) OBP: 0.093, SLG: 0.058										0	0	0	0	0	0	0
David Green, R (9, PH) OBP: 0.316, SLG: 0.397										1	0	1	0	0	0	0

Inning Stats	1	2	3	4	5	6	7	8	9
	R: 0 H: 0 E: 0 LOB: 1 K: 2 BB: 1 S: 7 P: 11	R: 0 H: 0 E: 0 LOB: 0 K: 0 BB: 0 S: 3 P: 3	R: 2 H: 4 E: 0 LOB: 2 K: 0 BB: 0 S: 7 P: 7	R: 0 H: 1 E: 0 LOB: 1 K: 3 BB: 0 S: 10 P: 10	R: 0 H: 2 E: 0 LOB: 3 K: 2 BB: 1 S: 9 P: 13	R: 0 H: 0 E: 0 LOB: 0 K: 1 BB: 0 S: 5 P: 5	R: 0 H: 0 E: 0 LOB: 0 K: 2 BB: 0 S: 7 P: 7	R: 0 H: 1 E: 0 LOB: 1 K: 3 BB: 0 S: 10 P: 10	R: 0 H: 1 E: 0 LOB: 1 K: 1 BB: 0 S: 6 P: 6

1B: 7	SF: 0	WP: 3
2B: 2	SAC: 1	PA: 38
3B: 0	DP: 0	PB: 0
HR: 0	HBP: 0	SB: 1
		CS: 0

	AB	35
	R	2
	H	9
	RBI	2
	BB	2
	SO	14
	LOB	14

PITCHER	IP	WLS	BF	H	R	ER	SO	BB	IBB	HBP	BLK	WP	HR	S	P	ERA	WHIP
Steve Carlton, L (1, 1) ERA: 3.29	9.0	W	38	9	2	2	14	2	0	0	0	3	0	64	72	2.00	1.222

PITCHER	IP	WLS	BF	H	R	ER	SO	BB	IBB	HBP	BLK	WP	HR	S	P	ERA	WHIP

Batter	1	2	3	4	5	6	7	8	9	AB	R	H	RBI	BB	SO	LOB
Garry Maddox, R (1, 8) OBP: 0.303, SLG: 0.420	F8			L7		K	F7			4	0	0	0	0	1	1
Pete Rose, S (1, 3) OBP: 0.342, SLG: 0.342	6-3			3B BB		1-3 (1-2)		FC4-6 BB		2	1	0	0	2	0	1
Gary Matthews, R (1, 7) OBP: 0.356, SLG: 0.439	K			1-H 3B		BB		K		3	0	1	1	1	2	1
Mike Schmidt, R (1, 5) OBP: 0.414, SLG: 0.574		K		F3		F5		K		4	0	0	0	0	2	4
Julio Franco, R (8, 5) OBP: 0.320, SLG: 0.304										0	0	0	0	0	0	0
George Vukovich, L (1, 9) OBP: 0.338, SLG: 0.400		F8		F7			BB 3B 1B	FC4-6 (1-2f)		4	1	1	0	0	0	2
Manny Trillo, R (1, 4) OBP: 0.316, SLG: 0.318		6-3			F7		K		1B	4	0	1	0	0	1	1
Ozzie Virgil, R (1, 2) OBP: 0.315, SLG: 0.402			5-3		K		BB 3B (1-2)		K	3	1	0	0	1	2	1
Ivan De Jesus, R (1, 6) OBP: 0.310, SLG: 0.316			F8		P6		G3 3B (1-H, 2-H)		F4	4	1	1	2	0	0	1
Dick Ruthven, R (1, 1) OBP: 0.182, SLG: 0.136 Ed Farmer, R (3, 1) Bob Molinaro, L (8, PH) OBP: 0.000, SLG: 0.227 Marty Bystrom, R (6, 1) OBP: 0.182, SLG: 0.136 Greg Gross, L (7, PH) OBP: 0.360, SLG: 0.333 Tug McGraw, R (7, 1) Porfi Altamirano, R (7, 1) OBP: 0.400, SLG: 0.200 Jay Baller, R (8, 1) Len Matuszek, L (8, PH) OBP: 0.182, SLG: 0.105			K			1-3 1B	G3 3-H		F4-3	1 0 1 0 1 0 0 0 0 1	0 0 0 0 0 0 0 0 0 0	0 0 1 0 1 0 0 0 0 0	0 0 0 0 0 0 0 0 0 0	0 0 0 0 0 0 0 0 0 0	1 0 0 0 0 0 0 0 0 0	0 0 0 0 0 0 0 0 0 1
Inning Stats	R: 0 E: 0 K: 1 S: 5 H: 0 LOB: 0 BB: 0 P: 5	R: 0 E: 0 K: 1 S: 5 H: 0 LOB: 0 BB: 0 P: 5	R: 0 E: 0 K: 1 S: 5 H: 0 LOB: 0 BB: 0 P: 5	R: 1 E: 0 K: 0 S: 4 H: 1 LOB: 1 BB: 1 P: 8	R: 0 E: 0 K: 1 S: 5 H: 0 LOB: 0 BB: 0 P: 5	R: 0 E: 0 K: 1 S: 6 H: 1 LOB: 2 BB: 1 P: 10	R: 3 E: 0 K: 1 S: 7 H: 2 LOB: 0 BB: 1 P: 11	R: 0 E: 0 K: 2 S: 7 H: 0 LOB: 1 BB: 1 P: 11	R: 0 E: 0 K: 1 S: 6 H: 1 LOB: 1 BB: 0 P: 6	1B: 3 2B: 0 3B: 2 HR: 0 SF: 0 SAC: 0 DP: 0 HBP: 0	WP: 0 PB: 0 SB: 0 CS: 0 PA: 36					

PITCHER	IP	WLS	BF	H	R	ER	SO	BB	IBB	HBP	BLK	WP	HR	S	P	ERA	WHIP
Bill Gullickson, R (1, 1) ERA: 3.56	9.0	W	36	5	4	4	9	4	0	0	0	0	0	50	66	4.00	1.000

PITCHER	IP	WLS	BF	H	R	ER	SO	BB	IBB	HBP	BLK	WP	HR	S	P	ERA	WHIP

TOP

Philadelphia Phillies @ Montreal Expos

Olympic Stadium, Montreal, QB

Wed Sep 22 1982, 7:05 PM EDT

Att. 18,123 - Unknown

livebaseballscorecards.com

AB	32
R	4
H	5
RBI	4
BB	4
SO	9
LOB	13

Batter	1	2	3	4	5	6	7	8	9	AB	R	H	RBI	BB	SO	LOB
Tim Raines, S (1, 7) OBP: 0.350, SLG: 0.359	6-3	F7		E SF8 S 1B		L4	FC4-6 1-2f			5	1	1	0	0	0	2
Andre Dawson, R (1, 8) OBP: 0.340, SLG: 0.493	5-3		6-3	SF8 1-H		K		K		4	0	0	1	0	2	0
Al Oliver, L (1, 3) OBP: 0.393, SLG: 0.528 Joel Youngblood, R (8, 9) OBP: 0.296, SLG: 0.319	K		2-3 1B 1B 1B	K		F7		E6 1B 1B		4 1	1 1	1 0	0 0	0 0	2 0	0 0
Gary Carter, R (1, 2) OBP: 0.390, SLG: 0.536		BB 1B 3B 1B	2-3 1-2 1B 1B		HR		F8	1B 1-2 1B		5	3	4	1	0	0	0
Tim Wallach, R (1, 5) OBP: 0.315, SLG: 0.449		BB 1-2 3B 1B	2-3 1-2 2-3		F3		1B HR 1B	K		5	2	2	0	0	1	4
Warren Cromartie, L (1, 9) OBP: 0.346, SLG: 0.403 (8, 3)	B B B 3B 1-2 2-3 BB	I I I 1B IBB			2B		HR 1-2 1B	FC5-4 1-2 2-H 1B		3	2	3	1	2	0	0
Chris Speier, R (1, 6) OBP: 0.324, SLG: 0.371	3B 1-H 2-H 3-H	1-2 2-H 1B			K		HR 1-H 2-H	FC5-4 1-2f		5	1	3	8	0	1	3
Doug Flynn, R (1, 4) OBP: 0.243, SLG: 0.275	F1-3	K			BB		FC4-6 1B			3	0	1	0	1	1	3
Bill Gullickson, R (1, 1) OBP: 0.128, SLG: 0.156	K			1-3	F8		F3			4	0	0	0	0	1	4
Inning Stats	R: 0 E: 0 K: 1 S: 5 H: 0 LOB: 0 BB: 0 P: 5	R: 3 E: 0 K: 1 S: 8 H: 3 LOB: 1 BB: 1 P: 12	R: 2 E: 0 K: 1 S: 8 H: 3 LOB: 2 BB: 1 P: 12	R: 1 E: 0 K: 1 S: 6 H: 1 LOB: 0 BB: 0 P: 6	R: 1 E: 0 K: 1 S: 7 H: 2 LOB: 2 BB: 1 P: 11	R: 0 E: 0 K: 1 S: 5 H: 0 LOB: 0 BB: 0 P: 5	R: 3 E: 0 K: 0 S: 7 H: 4 LOB: 1 BB: 0 P: 7	R: 1 E: 1 K: 2 S: 10 H: 2 LOB: 2 BB: 0 P: 10		1B: 11 2B: 1 3B: 1 HR: 2	SF: 1 SAC: 0 DP: 0 HBP: 0					

BOTTOM

Philadelphia Phillies @ Montreal Expos

Olympic Stadium, Montreal, QB

Wed Sep 22 1982, 7:05 PM EDT

Att. 18,123 - Unknown

livebaseballscorecards.com

AB	39
R	11
H	15
RBI	11
BB	3
SO	8
LOB	16

WP: 0 PA: 43
PB: 0
SB: 1
CS: 0

PITCHER		IP	WLS	BF	H	R	ER	SO	BB	IBB	HBP	BLK	WP	HR	S	P	ERA	WHIP
Dick Ruthven, R ERA: 3.69	(1, 1)	2.2	L	16	6	5	5	2	1	1	0	0	0	0	18	26	16.88	2.625
Ed Farmer, R ERA: 4.52	(3, 1)	2.1		11	3	2	1	3	1	0	0	0	0	1	16	20	3.86	1.714
Marty Bystrom, R ERA: 4.63	(6, 1)	1.0		3	0	0	0	1	0	0	0	0	0	0	5	5	0.00	0.000
Tug McGraw, L ERA: 4.58	(7, 1)	0.1		3	2	2	2	0	0	0	0	0	0	0	3	3	54.00	6.000
Porfi Altamirano, R ERA: 4.68	(7, 1)	0.2		4	2	1	1	0	0	0	0	0	0	1	4	4	13.50	3.000

PITCHER		IP	WLS	BF	H	R	ER	SO	BB	IBB	HBP	BLK	WP	HR	S	P	ERA	WHIP
Jay Baller, R ERA:	(8, 1)	1.0		6	2	1	0	2	0	0	0	0	0	0	10	10	0.00	2.000

Batter	1	2	3	4	5	6	7	8	9	10	11	AB	R	H	RBI	BB	SO	LOB
Greg Gross, L (1, 9) (11, 7) OBP: 0.386, SLG: 0.339	F4-3			G6-3 1B			SH 1B	K			SH5-4 1-2	4	0	2	0	0	1	2
Pete Rose, S (1, 3) OBP: 0.341, SLG: 0.340	F4-3			K			SH 1-3		F8		2B SF9 IBB	3	1	0	0	1	1	1
Gary Matthews, R (1, 7) OBP: 0.354, SLG: 0.439	6-3			G6-3 1-2f			5-3		F8		1-3 2-H 2B	5	0	1	1	0	0	3
Bob Dernier, R (11, 9) OBP: 0.316, SLG: 0.320												0	0	0	0	0	0	0
Mike Schmidt, R (1, 5) OBP: 0.416, SLG: 0.572		K			K		F5-4-3 IBB		1B		IBB	3	0	1	0	2	2	0
Bo Diaz, R (1, 2) OBP: 0.335, SLG: 0.453		K			F7		F5-4-3 1-2			K	SF9 3-H	4	0	0	1	0	2	3
Garry Maddox, R (1, 8) OBP: 0.302, SLG: 0.417		1-3			6-3			FC3-6 1B		F4	F4-3	5	0	1	0	0	0	2
Manny Trillo, R (1, 4) OBP: 0.316, SLG: 0.318			L8			F4		FC3-6 HBP 1-2f		2B 1B		4	0	1	0	0	0	1
Ivan De Jesus, R (1, 6) OBP: 0.311, SLG: 0.318			5-3			F7		1-2 HBP		1-H 2B		3	0	1	0	0	0	0
Larry Christenson, R (1, 1) OBP: 0.104, SLG: 0.154			K			L7		K			SH5-4 2B 1B	2	0	0	0	0	1	0
Bob Molinaro, L (8, PH) OBP: 0.286, SLG: 0.253												1	0	0	0	0	1	2
Ron Reed, R (8, 1) OBP: 0.357, SLG: 0.364												0	0	0	0	0	0	0
George Vukovich, L (11, PH) OBP: 0.340, SLG: 0.402												1	1	1	0	0	0	0
Ed Farmer, R (11, 1)												0	0	0	0	0	0	0
Tug McGraw, R (11, 1)												0	0	0	0	0	0	0
Porfi Altamirano, R (11, 1) OBP: 0.250, SLG: 0.250												0	0	0	0	0	0	0
Inning Stats	R: 0 E: 0 K: 0 S: 3 H: 0 LOB: 0 BB: 0 P: 3	R: 0 E: 0 K: 2 S: 7 H: 0 LOB: 0 BB: 0 P: 7	R: 0 E: 0 K: 1 S: 5 H: 0 LOB: 0 BB: 0 P: 5	R: 0 E: 0 K: 1 S: 5 H: 1 LOB: 0 BB: 0 P: 5	R: 0 E: 0 K: 1 S: 5 H: 0 LOB: 0 BB: 0 P: 5	R: 0 E: 0 K: 0 S: 3 H: 0 LOB: 0 BB: 0 P: 3	R: 0 E: 1 K: 0 S: 4 H: 1 LOB: 2 BB: 1 P: 8	R: 0 E: 0 K: 2 S: 8 H: 1 LOB: 2 BB: 0 P: 9	R: 0 E: 0 K: 0 S: 3 H: 1 LOB: 1 BB: 0 P: 3	R: 0 E: 0 K: 1 S: 6 H: 2 LOB: 2 BB: 0 P: 6	R: 2 E: 0 K: 0 S: 5 H: 2 LOB: 2 BB: 2 P: 13	1B: 6 2B: 2 3B: 0 HR: 0 SF: 1 SAC: 2 DP: 2 HBP: 1	WP: 0 PB: 0 SB: 0 CS: 0	PA: 42					

PITCHER		IP	WLS	BF	H	R	ER	SO	BB	IBB	HBP	BLK	WP	HR	S	P	ERA	WHIP
Steve Rogers, R ERA: 2.41	(1, 1)	11.0	L	42	8	2	2	8	0	3	1	0	0	0	54	67	1.64	0.727

PITCHER	IP	WLS	BF	H	R	ER	SO	BB	IBB	HBP	BLK	WP	HR	S	P	ERA	WHIP

TOP

Philadelphia Phillies @ Montreal Expos

Olympic Stadium, Montreal, QB

Thu Sep 23 1982, 7:05 PM EDT

Att. 14,762 - Unknown

livebaseballscorecards.com

AB	35
R	2
H	8
RBI	2
BB	3
SO	8
LOB	14

Batter	1	2	3	4	5	6	7	8	9	10	11	AB	R	H	RBI	BB	SO	LOB
Tim Raines, S (1, 7) OBP: 0.349, SLG: 0.358	F7		4-3			L9		P4			S 1B 1-3	5	0	1	0	0	0	2
Jerry White, S (1, 8) OBP: 0.303, SLG: 0.372	K		F9			K			FC1-6 HBP		K 1-2	3	0	0	0	0	2	0
Andre Dawson, R (9, PR) OBP: 0.340, SLG: 0.492 (10, 8)												0	0	0	0	0	0	0
Ken Phelps, L (11, PH) OBP: 0.333, SLG: 0.333												0	0	0	0	0	0	0
Joel Youngblood, R (11, PH) OBP: 0.296, SLG: 0.319												1	0	0	0	1	2	
Al Oliver, L (1, 3) OBP: 0.393, SLG: 0.525	BB			6-3		K			FC1-6 1-2f		BB	3	0	0	0	2	1	1
Gary Carter, R (1, 2) OBP: 0.387, SLG: 0.531	P4			5-3			F8		FC5-4 1-2f		F2	5	0	0	0	0	0	5
Tim Wallach, R (1, 5) OBP: 0.313, SLG: 0.445		F9		P4			K		FC5-4 1-2f		K	5	0	0	0	0	2	4
Warren Cromartie, L (1, 9) OBP: 0.347, SLG: 0.405		5-3 BB			2B		F5			K		3	0	1	0	1	1	0
Chris Speier, R (1, 6) OBP: 0.324, SLG: 0.373		5-3 1-2			5-3			SH1-4 2B		F9		3	0	1	0	0	0	2
Bryan Little, S (8, PR) OBP: 0.333, SLG: 0.258 (9, 6)												1	0	0	0	0	0	0
Doug Flynn, R (1, 4) OBP: 0.241, SLG: 0.273		F8			K			SH1-4 2-3		F8		3	0	0	0	0	1	2
Steve Rogers, R (1, 1) OBP: 0.236, SLG: 0.152			5-3		K			G1			1B 1B	3	0	0	0	0	1	3
Wallace Johnson, S (11, PH) OBP: 0.271, SLG: 0.278												1	0	1	0	0	0	0

| Inning Stats | | | | | | | | | | | |

Philadelphia Phillies @ New York Mets

Shea Stadium, Flushing, NY

Fri Sep 24 1982, 7:05 PM EDT

Att. 7,661 - Unknown

livebaseballscorecards.com

Batter	1	2	3	4	5	6	7	8	9	AB	R	H	RBI	BB	SO	LOB
Garry Maddox, R (1, 8) OBP: 0.303, SLG: 0.422	F9		2B		2B		F8		FC6-4 CS 1-2f	5	0	2	0	0	0	1
Pete Rose, S (1, 3) OBP: 0.343, SLG: 0.341	4-3		K		BB		1B		FC6-4 1-2 1B	4	0	2	0	1	1	1
Gary Matthews, R (1, 7) OBP: 0.355, SLG: 0.437	1B			G6-3 S E BB	L7		F9		FC6-4 1-2f	4	1	1	0	1	0	4
Bob Dernier, R (9, 9) OBP: 0.316, SLG: 0.320										0	0	0	0	0	0	0
Mike Schmidt, R (1, 5) OBP: 0.416, SLG: 0.570	P5			G6-3 1-2 BB		WP S 1B BB	F9			2	1	0	0	2	0	2
Bo Diaz, R (1, 2) OBP: 0.332, SLG: 0.449		6-3		G6-3 1-2f 2-3		F3 1-2		F9		4	0	0	0	0	0	3
George Vukovich, L (1, 9) OBP: 0.339, SLG: 0.400 (9, 7)		F5		E3 3-H		5-3 2-H 1B		6-3		4	0	1	1	0	0	0
Manny Trillo, R (1, 4) OBP: 0.315, SLG: 0.317		6-3		F9		5-3 1-2		S 1B		4	0	1	0	0	0	2
Ivan De Jesus, R (1, 6) OBP: 0.311, SLG: 0.316			F9		F8	IBB		P6 1-2		3	0	0	0	1	0	1
Mike Krukow, R (1, 1) OBP: 0.181, SLG: 0.194			K		6-3	4-3			FC6-4 1B	3	0	0	0	0	1	2
Ron Reed, R (8, 1) OBP: 0.400, SLG: 0.417										1	0	1	0	0	0	0

Inning Stats	1	2	3	4	5	6	7	8	9	
	R: 0 H: 1 E: 0 LOB: 1 K: 0 BB: 0 S: 4 P: 4	R: 0 H: 0 E: 0 LOB: 0 K: 0 BB: 0 S: 3 P: 3	R: 0 H: 1 E: 0 LOB: 1 K: 2 BB: 0 S: 8 P: 8	R: 1 H: 0 E: 1 LOB: 1 K: 0 BB: 2 S: 3 P: 11	R: 0 H: 1 E: 0 LOB: 2 K: 0 BB: 1 S: 4 P: 8	R: 1 H: 1 E: 0 LOB: 2 K: 0 BB: 2 S: 4 P: 12	R: 0 H: 1 E: 0 LOB: 1 K: 0 BB: 0 S: 4 P: 4	R: 0 H: 1 E: 0 LOB: 1 K: 0 BB: 0 S: 4 P: 4	R: 0 H: 2 E: 0 LOB: 1 K: 0 BB: 0 S: 4 P: 4	1B: 6 SF: 0 2B: 2 SAC: 0 3B: 0 DP: 1 HR: 0 HBP: 0	WP: 1 PA: 39 PB: 0 SB: 3 CS: 1

PITCHER	IP	WLS	BF	H	R	ER	SO	BB	IBB	HBP	BLK	WP	HR	S	P	ERA	WHIP
Walt Terrell, R (1, 1) ERA: 3.29	7.0	L	31	5	2	1	2	4	1	0	0	1	0	30	50	1.29	1.286
Terry Leach, R (8, 1) ERA: 5.35	2.0		8	3	0	0	0	0	0	0	0	0	0	8	8	0.00	1.500

PITCHER	IP	WLS	BF	H	R	ER	SO	BB	IBB	HBP	BLK	WP	HR	S	P	ERA	WHIP

BOTTOM

Philadelphia Phillies @ New York Mets

Shea Stadium, Flushing, NY

Fri Sep 24 1982, 7:05 PM EDT

Att. 7,661 - Unknown

livebaseballscorecards.com

Batter	1	2	3	4	5	6	7	8	9	AB	R	H	RBI	BB	SO	LOB
Mookie Wilson, S (1, 8) OBP: 0.313, SLG: 0.372	F7		F7		K		6-3		F7	5	0	0	0	0	1	3
Ron Hodges, L (1, 2) OBP: 0.370, SLG: 0.394	5-3		K			BB, BB, 1B	4-3		K	5	0	1	0	0	2	3
George Foster, R (1, 7) OBP: 0.310, SLG: 0.367	HBP		1-2 BB			K		FC5-2, 3B		2	0	1	0	1	1	1
Dave Kingman, R (1, 3) OBP: 0.292, SLG: 0.453	F7		K			1-2 BB		FC5-2		3	0	0	0	1	1	4
Gary Rajsich, L (1, 9) OBP: 0.308, SLG: 0.352		G6-4-3, BB, 1B		CS, 1B		1-2 2-3 BB		L7		3	0	2	0	1	0	1
Hubie Brooks, R (1, 5) OBP: 0.306, SLG: 0.318		1-2 G6-4-3 BB		1-2 K		K		F9		3	0	0	0	1	2	5
Ron Gardenhire, R (1, 6) OBP: 0.279, SLG: 0.305 Rusty Staub, L (6, PH) OBP: 0.311, SLG: 0.327 Mike Howard, S (7, 4) OBP: 0.346, SLG: 0.350		1-2f 2-3 G6-4-3		K		L7			HR	2 1 1	0 0 1	0 0 1	0 0 1	0 0 0	1 0 0	2 3 0
Brian Giles, R (1, 4) OBP: 0.260, SLG: 0.315 (7, 6)	1-3			1-3			5-3		P4	4	0	0	0	0	0	1
Walt Terrell, L (1, 1) OBP: 0.500, SLG: 0.500 Rusty Tillman, R (7, PH) OBP: 0.250, SLG: 0.375 Terry Leach, R (8, 1) OBP: 0.167, SLG: 0.167 Mike Jorgensen, L (9, PH) OBP: 0.364, SLG: 0.333 John Stearns, R (9, PR) OBP: 0.349, SLG: 0.415			BB, 1B		K		2B		1B	2 1 0 1 0	0 0 0 0 0	1 1 0 1 0	0 0 0 0 0	0 0 0 0 0	1 0 0 0 0	0 0 0 0 0
Inning Stats	R: 0 E: 0 K: 0 S: 3 H: 0 LOB: 1 BB: 0 P: 4	R: 0 E: 0 K: 0 S: 3 H: 1 LOB: 1 BB: 1 P: 7	R: 0 E: 0 K: 2 S: 8 H: 1 LOB: 2 BB: 1 P: 12	R: 0 E: 0 K: 2 S: 7 H: 1 LOB: 0 BB: 0 P: 7	R: 0 E: 0 K: 2 S: 7 H: 0 LOB: 0 BB: 0 P: 7	R: 0 E: 0 K: 2 S: 8 H: 1 LOB: 3 BB: 2 P: 16	R: 0 E: 0 K: 0 S: 4 H: 1 LOB: 1 BB: 0 P: 4	R: 0 E: 0 K: 0 S: 4 H: 1 LOB: 1 BB: 0 P: 4	R: 1 E: 0 K: 1 S: 7 H: 2 LOB: 1 BB: 0 P: 7	1B: 5 2B: 1 3B: 1 HR: 1	SF: 0 SAC: 0 DP: 1 HBP: 1						

	AB	33
	R	1
	H	8
	RBI	1
	BB	4
	SO	9
	LOB	23

WP: 0 PB: 0 SB: 0 CS: 1 PA: 38

PITCHER		IP	WLS	BF	H	R	ER	SO	BB	IBB	HBP	BLK	WP	HR	S	P	ERA	WHIP
Mike Krukow, R ERA: 3.12	(1, 1)	7.0	W	30	6	0	0	8	4	0	1	0	0	0	41	58	0.00	1.429
Ron Reed, R ERA: 2.69	(8, 1)	2.0	S	8	2	1	1	1	0	0	0	0	0	1	10	10	4.50	1.000

PITCHER	IP	WLS	BF	H	R	ER	SO	BB	IBB	HBP	BLK	WP	HR	S	P	ERA	WHIP

Batter	1	2	3	4	5	6	7	8	9	AB	R	H	RBI	BB	SO	LOB
Greg Gross, L (1, 9) OBP: 0.375, SLG: 0.328	4-3		4-3			G6-3 1-2f		4-3		4	0	0	0	0	0	1
Pete Rose, S (1, 3) OBP: 0.343, SLG: 0.340	F7			F8		F8		1B		4	0	1	0	0	0	0
Gary Matthews, R (1, 7) OBP: 0.356, SLG: 0.438	6-3			1B			E 1B 1B	F8		4	0	2	0	0	0	1
Mike Schmidt, R (1, 5) OBP: 0.415, SLG: 0.567		K		F7			E 1-2 1B		P4	4	0	1	0	0	1	1
Garry Maddox, R (1, 8) OBP: 0.303, SLG: 0.420		5-3		F9			E6 1-2 2-3		1B	4	0	1	0	0	0	3
Ozzie Virgil, R (1, 2) OBP: 0.312, SLG: 0.430		HR			L8		P5		L8	4	1	1	1	0	0	4
Manny Trillo, R (1, 4) OBP: 0.313, SLG: 0.315		L5			L9		F2		1-3	4	0	0	0	0	0	4
Ivan De Jesus, R (1, 6) OBP: 0.309, SLG: 0.315			K		5-3		F3			2	0	0	0	0	1	0
Bob Molinaro, L (7, PH) OBP: 0.282, SLG: 0.250										1	0	0	0	0	0	3
Luis Aguayo, R (7, 6) OBP: 0.239, SLG: 0.395										0	0	0	0	0	0	0
Steve Carlton, L (1, 1) OBP: 0.232, SLG: 0.337			F8			G6-3 1B		4-3		2	0	1	0	0	0	0
George Vukovich, L (8, PH) OBP: 0.338, SLG: 0.399										1	0	0	0	0	0	0
Porfi Altamirano, R (8, 1) OBP: 0.250, SLG: 0.250										0	0	0	0	0	0	0
Inning Stats	R: 0 E: 0 K: 0 S: 3 H: 0 LOB: 0 BB: 0 P: 3	R: 1 E: 0 K: 1 S: 6 H: 1 LOB: 0 BB: 0 P: 6	R: 0 E: 0 K: 1 S: 5 H: 0 LOB: 0 BB: 0 P: 5	R: 0 E: 0 K: 0 S: 4 H: 1 LOB: 1 BB: 0 P: 4	R: 0 E: 0 K: 0 S: 3 H: 0 LOB: 0 BB: 0 P: 3	R: 0 E: 0 K: 0 S: 3 H: 1 LOB: 0 BB: 0 P: 3	R: 0 E: 1 K: 0 S: 6 H: 2 LOB: 3 BB: 0 P: 6	R: 0 E: 0 K: 0 S: 4 H: 1 LOB: 1 BB: 0 P: 4	R: 0 E: 0 K: 0 S: 4 H: 1 LOB: 1 BB: 0 P: 4	1B: 6 2B: 0 3B: 0 HR: 1 SF: 0 SAC: 0 DP: 1 HBP: 0						

PITCHER	IP	WLS	BF	H	R	ER	SO	BB	IBB	HBP	BLK	WP	HR	S	P	ERA	WHIP
Craig Swan, R (1, 1) ERA: 3.35	9.0	W	34	7	1	1	2	0	0	0	0	0	1	38	38	1.00	0.778

PITCHER	IP	WLS	BF	H	R	ER	SO	BB	IBB	HBP	BLK	WP	HR	S	P	ERA	WHIP

TOP

Philadelphia Phillies @ New York Mets

Shea Stadium, Flushing, NY

Sat Sep 25 1982, 3:33 AM EDT

Att. 8,870 - Unknown

livebaseballscorecards.com

AB	34
R	1
H	7
RBI	1
BB	0
SO	2
LOB	17

Batter	1	2	3	4	5	6	7	8	9	AB	R	H	RBI	BB	SO	LOB
Mookie Wilson, S (1, 8) OBP: 0.313, SLG: 0.371	K		5-3		G3			SH2-4 1B		4	0	1	0	0	1	0
Ron Gardenhire, R (1, 6) OBP: 0.282, SLG: 0.308	1B		CS 1B		K			SH2-4 1-2		3	0	2	0	0	1	0
George Foster, R (1, 7) OBP: 0.308, SLG: 0.364	K		K 1-2		K			K		4	0	0	0	0	4	3
Mike Howard, S (9, 7) OBP: 0.346, SLG: 0.350										0	0	0	0	0	0	0
Dave Kingman, R (1, 3) OBP: 0.292, SLG: 0.451	F7			1B 1B BB		K		L6		3	1	0	0	1	1	2
Mike Jorgensen, L (9, 3) OBP: 0.364, SLG: 0.333										0	0	0	0	0	0	0
Ellis Valentine, R (1, 9) OBP: 0.287, SLG: 0.396		E7 2B 1B		1B 1B 1-2		6-3				3	1	2	0	0	0	0
Hubie Brooks, R (1, 5) OBP: 0.306, SLG: 0.319		5-3		1-3 2-H 1B		5-3				3	0	1	1	0	0	1
Brian Giles, R (1, 4) OBP: 0.262, SLG: 0.325		2-H 2B		K			5-3			3	0	1	1	0	1	2
Bruce Bochy, R (1, 2) OBP: 0.372, SLG: 0.564		6-3		K			L7			3	0	0	0	0	1	3
Craig Swan, R (1, 1) OBP: 0.294, SLG: 0.273		K		K			K			3	0	0	0	0	3	3
Inning Stats	R: 0 E: 0 K: 2 S: 8 H: 1 LOB: 1 BB: 0 P: 8	R: 1 E: 1 K: 1 S: 7 H: 2 LOB: 1 BB: 0 P: 7	R: 0 E: 0 K: 1 S: 5 H: 1 LOB: 0 BB: 0 P: 5	R: 1 E: 0 K: 3 S: 11 H: 2 LOB: 2 BB: 1 P: 15	R: 0 E: 0 K: 2 S: 7 H: 0 LOB: 0 BB: 0 P: 7	R: 0 E: 0 K: 1 S: 5 H: 0 LOB: 0 BB: 0 P: 5	R: 0 E: 0 K: 1 S: 5 H: 0 LOB: 0 BB: 0 P: 5	R: 0 E: 0 K: 1 S: 6 H: 1 LOB: 1 BB: 0 P: 6		1B: 6 2B: 1 3B: 0 HR: 0	SF: 0 SAC: 1 DP: 0 HBP: 0						

BOTTOM

Philadelphia Phillies @ New York Mets

Shea Stadium, Flushing, NY

Sat Sep 25 1982, 3:33 AM EDT

Att. 8,870 - Unknown

livebaseballscorecards.com

AB	29
R	2
H	7
RBI	2
BB	1
SO	12
LOB	14

WP: 0 PB: 0 SB: 0 CS: 1 PA: 31

PITCHER		IP	WLS	BF	H	R	ER	SO	BB	IBB	HBP	BLK	WP	HR	S	P	ERA	WHIP
Steve Carlton, L ERA: 3.27	(1, 1)	7.0	L	27	6	2	2	11	1	0	0	0	0	0	48	52	2.57	1.000
Porfi Altamirano, R ERA: 4.46	(8, 1)	1.0		4	1	0	0	1	0	0	0	0	0	0	6	6	0.00	1.000

PITCHER	IP	WLS	BF	H	R	ER	SO	BB	IBB	HBP	BLK	WP	HR	S	P	ERA	WHIP

Batter	1	2	3	4	5	6	7	8	9	AB	R	H	RBI	BB	SO	LOB
Garry Maddox, R (1, 8) OBP: 0.306, SLG: 0.425	P4	2B		K		BB 1B		1B		5	0	3	0	0	1	3
Pete Rose, S (1, 3) OBP: 0.345, SLG: 0.340	2B 4-3 1B	6-3		E BB 1-2 2-3 3-H		1-2 BB		F8		3	1	1	1	2	0	2
Gary Matthews, R (1, 7) OBP: 0.354, SLG: 0.438	4-3 BB 2B 1-3	F8		SF8 3-H		L7		F9		4	1	1	1	0	0	4
Mike Schmidt, R (1, 5) OBP: 0.413, SLG: 0.562	BB 4-3 BB		K	E5 1-2 2-3		F9		F9		4	0	0	0	1	1	5
George Vukovich, L (1, 9) OBP: 0.333, SLG: 0.393	4-3 1-2 2-3 3-H		4-3	G3		F8			K	5	0	0	1	0	1	7
Ozzie Virgil, R (1, 2) OBP: 0.309, SLG: 0.416 Greg Gross, L (9, PH) OBP: 0.372, SLG: 0.326	BB BB		K		K		P6		K	3 1	0 0	0 0	0 0	1 0	2 1	0 0
Luis Aguayo, R (1, 4) OBP: 0.300, SLG: 0.435 Willie Montanez, L (9, PH) OBP: 0.280, SLG: 0.239	1-2 2-3 3-H BB			BB BB BB 1B	FC6-4 1B		E S 1B		F7	3 1	1 0	3 0	1 0	1 0	0 0	0 0
Ivan De Jesus, R (1, 6) OBP: 0.309, SLG: 0.313	K			BB BB SF8 1-2 BB	F8		K 1-3			3	1	0	0	1	2	5
John Denny, R (1, 1) OBP: 0.400, SLG: 0.250 Bob Molinaro, L (7, PH) OBP: 0.279, SLG: 0.247 Ed Farmer, R (7, 1) Tug McGraw, R (7, 1)		F2		E BB 1-2 2-3 BB	FC6-4 1-2f		4-3			2 1 0 0	0 0 0 0	0 0 0 0	0 0 0 0	1 0 0 0	0 0 0 0	1 1 0 0
Inning Stats	R: 2 E: 0 K: 1 S: 7 H: 2 LOB: 3 BB: 3 P: 19	R: 0 E: 0 K: 0 S: 4 H: 1 LOB: 1 BB: 0 P: 4	R: 0 E: 0 K: 2 S: 7 H: 0 LOB: 0 BB: 0 P: 7	R: 2 E: 1 K: 1 S: 7 H: 1 LOB: 3 BB: 3 P: 19	R: 0 E: 0 K: 1 S: 6 H: 1 LOB: 1 BB: 0 P: 6	R: 0 E: 0 K: 0 S: 4 H: 1 LOB: 2 BB: 1 P: 8	R: 0 E: 0 K: 1 S: 6 H: 1 LOB: 1 BB: 0 P: 6	R: 0 E: 0 K: 0 S: 4 H: 1 LOB: 1 BB: 0 P: 4	R: 0 E: 0 K: 2 S: 7 H: 0 LOB: 0 BB: 0 P: 7	1B: 6 2B: 2 3B: 0 HR: 0 SF: 1 SAC: 0 DP: 0 HBP: 0						WP: 0 PB: 0 SB: 1 CS: 0 PA: 43	

TOP

Philadelphia Phillies @ New York Mets

Shea Stadium, Flushing, NY

Sun Sep 26 1982, 3:33 AM EDT

Att. 16,384 - Unknown

livebaseballscorecards.com

AB	35
R	4
H	8
RBI	4
BB	7
SO	8
LOB	28

PITCHER		IP	WLS	BF	H	R	ER	SO	BB	IBB	HBP	BLK	WP	HR	S	P	ERA	WHIP
Rick Ownbey, R ERA: 3.75	(1, 1)	4.0		23	4	4	4	4	6	0	0	0	0	0	25	49	9.00	2.500
Pat Zachry, R ERA: 4.01	(5, 1)	2.0		9	2	0	0	1	1	0	0	0	0	0	10	14	0.00	1.500
Charlie Puleo, R ERA: 4.47	(7, 1)	3.0	W	11	2	0	0	3	0	0	0	0	0	0	17	17	0.00	0.667

PITCHER	IP	WLS	BF	H	R	ER	SO	BB	IBB	HBP	BLK	WP	HR	S	P	ERA	WHIP

BOTTOM

Philadelphia Phillies @ New York Mets

Shea Stadium, Flushing, NY

Sun Sep 26 1982, 3:33 AM EDT

Att. 16,384 - Unknown

livebaseballscorecards.com

Batter	1	2	3	4	5	6	7	8	9	AB	R	H	RBI	BB	SO	LOB
Mike Howard, S (1, 8) (8, 7) OBP: 0.323, SLG: 0.292	S S S 0-3 ① K	x 0-0 ③ F8		x 0-0 ③ 5-3			B B B B 4-0 1B 2B BB	x 0-0 ① 4-3		4	1	0	0	1	1	1
Ron Gardenhire, R (1, 6) OBP: 0.286, SLG: 0.312	x 0-0 1B		x 0-0 1B 1B		x 0-0 ① 6-3		x 0-0 2B 1-2 1B	x 0-0 ② P4		5	1	3	0	0	0	0
Ellis Valentine, R (1, 9) OBP: 0.289, SLG: 0.399	S S S 0-3 ② K		x 0-0 1-2 1B		x 0-0 E6		x 0-0 1B 1-3 2-H 2B	x 0-0 ③ P6		5	1	2	1	0	1	1
Dave Kingman, R (1, 3) OBP: 0.292, SLG: 0.448 Mike Jorgensen, L (9, 3) OBP: 0.364, SLG: 0.333	S S S 0-3 ③ K		x 0-0 ① L7		S S S 0-3 ② K		4-0 FC5-6 1B IBB			3 0	0 0	0 0	0 0	1 0	2 0	4 0
Gary Rajsich, L (1, 7) OBP: 0.308, SLG: 0.347 Mookie Wilson, S (7, PH) OBP: 0.314, SLG: 0.372 (8, 8)		B B B B 4-0 2B BB	x 0-0 ② L3		S S S 0-3 ③ K		x 0-0 WP FC5-6 1-2 2-H 3-H 1B			2 1	1 0	0 1	0 2	1 0	1 0	3 0
Ron Hodges, L (1, 2) OBP: 0.364, SLG: 0.386	S S S 0-3 ① K	x 0-0 ③ 1-3				x 0-0 ① 4-3	x 0-0 ① FC5-6 WP 1-2 2-3f			4	0	0	0	0	1	5
Hubie Brooks, R (1, 5) OBP: 0.310, SLG: 0.332		x 0-0 1B 1-H 6-3 2B		x 0-0 HR		x 0-0 S S S 4-3 1B	0-3 ② K 1-2 2-3			4	2	3	2	0	1	2
Brian Giles, R (1, 4) OBP: 0.269, SLG: 0.325		x 0-0 6-3 2-3 1B		x 0-0 ① 5-3		x 0-0 ② 4-3 1-2	4-0 IBB			3	0	1	0	1	0	1
Rick Ownbey, R (1, 1) OBP: 0.294, SLG: 0.200 Rusty Tillman, R (4, PH) OBP: 0.222, SLG: 0.333 Pat Zachry, R (5, 1) OBP: 0.103, SLG: 0.079 Rusty Staub, L (6, PH) OBP: 0.310, SLG: 0.325 Charlie Puleo, R (7, 1) OBP: 0.160, SLG: 0.125		x 0-0 ② 6-3 1-2 3-H		S S S 0-3 ② K		x 0-0 ③ F8	x 0-0 ③ F7			1 1 0 1 1	0 0 0 0 0	0 0 0 0 0	1 0 0 0 0	0 0 0 0 0	0 1 0 0 0	1 0 0 1 3
Inning Stats	R: 0 E: 0 K: 3 S: 10 H: 1 LOB: 1 BB: 0 P: 10	R: 2 E: 0 K: 1 S: 7 H: 2 LOB: 1 BB: 1 P: 11	R: 0 E: 0 K: 0 S: 5 H: 2 LOB: 2 BB: 0 P: 5	R: 1 E: 0 K: 1 S: 6 H: 1 LOB: 0 BB: 0 P: 6	R: 0 E: 1 K: 2 S: 8 H: 0 LOB: 1 BB: 0 P: 8	R: 0 E: 0 K: 0 S: 4 H: 1 LOB: 1 BB: 0 P: 4	R: 3 E: 0 K: 1 S: 8 H: 3 LOB: 3 BB: 3 P: 20	R: 0 E: 0 K: 0 S: 3 H: 0 LOB: 0 BB: 0 P: 3		1B: 7 2B: 2 3B: 0 HR: 1	SF: 0 SAC: 0 DP: 0 HBP: 0						

	AB	35
	R	6
	H	10
	RBI	6
	BB	4
	SO	8
	LOB	22

WP: 1 PB: 0 SB: 0 CS: 0 PA: 39

PITCHER		IP	WLS	BF	H	R	ER	SO	BB	IBB	HBP	BLK	WP	HR	S	P	ERA	WHIP
John Denny, R ERA: 5.16	(1, 1)	6.0		27	7	3	3	7	1	0	0	0	0	1	40	44	4.50	1.333
Ed Farmer, R ERA: 4.89	(7, 1)	0.0	L	4	2	3	3	0	1	1	0	0	0	0	2	10	∞	∞
Tug McGraw, L ERA: 4.31	(7, 1)	2.0		8	1	0	0	1	0	1	0	0	1	0	9	13	0.00	0.500

PITCHER	IP	WLS	BF	H	R	ER	SO	BB	IBB	HBP	BLK	WP	HR	S	P	ERA	WHIP

Batter	1	2	3	4	5	6	7	8	9	AB	R	H	RBI	BB	SO	LOB
Bump Wills, S (1, 4) OBP: 0.350, SLG: 0.383	F4		F9	BB 23 FC5-4			HBP 3-1 23 1B BB	F4		3	1	0	0	1	0	1
23 Ryne Sandberg, R (1, 5) OBP: 0.307, SLG: 0.364	F2		1B 3B 2-H	FC5-4 1-2f			1B BB 3-1 1-2		F8	5	2	2	1	0	0	2
Bill Buckner, L (1, 3) OBP: 0.340, SLG: 0.435	G3		3B 1B 1-H		F8		3-1 1-2 2-3		2B 4-3	5	1	2	1	0	0	2
Scot Thompson, L (9, PR) OBP: 0.339, SLG: 0.316 (9, 3)										0	0	0	0	0	0	0
Leon Durham, L (1, 9) OBP: 0.381, SLG: 0.518		1B E S 5-3	1B 1B 3-H		4-3		IBB BB 1B		2-3 4-3	4	3	2	1	1	0	1
Keith Moreland, R (1, 2) OBP: 0.327, SLG: 0.406		5-3 1-H	1B 1-H		F2		BB 1B 1-2 2-3 3-H		F9	4	0	1	3	1	0	2
Jay Johnstone, L (1, 7) OBP: 0.344, SLG: 0.408		F8	F6			K	1B 1-2 2-H 3-H			3	0	0	0	0	1	1
Jerry Morales, R (7, PH) OBP: 0.331, SLG: 0.444 (7, 7)										1	0	1	2	0	0	0
Mel Hall, L (1, 8) OBP: 0.324, SLG: 0.385		F8		BLK 1B		G3	F7			4	0	1	0	0	0	2
Junior Kennedy, R (1, 6) OBP: 0.278, SLG: 0.264			SH3-4 23 1B 1B	K 1-2		1-3		6-3		4	1	1	0	0	1	1
Randy Martz, L (1, 1) OBP: 0.250, SLG: 0.190			SH3-4 1-2	K			K	F8		3	0	0	0	0	2	1
Dick Tidrow, R (9, 1)										0	0	0	0	0	0	0
Inning Stats	R: 0 E: 0 K: 0 S: 3 H: 0 LOB: 0 BB: 0 P: 3	R: 1 E: 0 K: 0 S: 4 H: 1 LOB: 0 BB: 0 P: 4	R: 4 E: 0 K: 0 S: 8 H: 5 LOB: 1 BB: 0 P: 8	R: 0 E: 0 K: 2 S: 8 H: 1 LOB: 2 BB: 1 P: 12	R: 0 E: 0 K: 0 S: 3 H: 0 LOB: 0 BB: 0 P: 3	R: 0 E: 0 K: 1 S: 5 H: 0 LOB: 0 BB: 0 P: 5	R: 3 E: 0 K: 1 S: 7 H: 2 LOB: 2 BB: 2 P: 16	R: 0 E: 0 K: 0 S: 3 H: 0 LOB: 0 BB: 0 P: 3	R: 0 E: 0 K: 0 S: 4 H: 1 LOB: 2 BB: 0 P: 4	1B: 8 2B: 1 3B: 1 HR: 0	SF: 0 SAC: 1 DP: 0 HBP: 1						

TOP

Chicago Cubs @ Philadelphia Phillies

Veterans Stadium, Philadelphia, PA

Mon Sep 27 1982, 7:05 PM EDT

Att. 15,744 - Unknown

livebaseballscorecards.com

AB	36
R	8
H	10
RBI	8
BB	3
SO	4
LOB	13

PITCHER	IP	WLS	BF	H	R	ER	SO	BB	IBB	HBP	BLK	WP	HR	S	P	ERA	WHIP
Marty Bystrom, R (1, 1) ERA: 4.92	2.2	L	14	6	5	4	0	0	0	0	0	0	0	14	14	13.50	2.250
Stan Bahnsen, R (3, 1) ERA: 3.05	0.1		1	0	0	0	0	0	0	0	0	0	0	1	1	0.00	0.000
Jay Baller, R (4, 1) ERA:	2.0		8	1	0	0	2	1	0	0	1	0	0	11	15	0.00	1.000
Dick Ruthven, R (6, 1) ERA: 3.79	1.2		9	1	3	3	2	1	1	1	0	0	0	10	19	16.20	1.200
Sid Monge, L (7, 1) ERA: 3.75	1.1		5	1	0	0	0	0	0	0	0	0	0	5	5	0.00	0.750

PITCHER	IP	WLS	BF	H	R	ER	SO	BB	IBB	HBP	BLK	WP	HR	S	P	ERA	WHIP
Porfi Altamirano, R (9, 1) ERA: 4.33	1.0		4	1	0	0	0	0	0	0	0	0	0	4	4	0.00	1.000

1B: 8	SF: 0	WP: 0	PA: 41
2B: 1	SAC: 1	PB: 0	
3B: 1	DP: 0	SB: 1	
HR: 0	HBP: 1	CS: 0	

Batter	1	2	3	4	5	6	7	8	9	AB	R	H	RBI	BB	SO	LOB
Garry Maddox, R (1, 8) OBP: 0.306, SLG: 0.423	F5		B1-3 2-3		1B		F8			4	0	1	0	0	0	2
Pete Rose, S (1, 3) OBP: 0.344, SLG: 0.339	1-3		BB FC5-4		1-3			L5		3	0	0	0	1	0	1
Gary Matthews, R (1, 7) OBP: 0.352, SLG: 0.435	K		FC5-4 1-2f			F9		5-3		4	0	0	0	0	1	2
Mike Schmidt, R (1, 5) OBP: 0.412, SLG: 0.560		K		1B 5-3		G3		F8		4	0	1	0	0	1	0
Ozzie Virgil, R (1, 2) OBP: 0.307, SLG: 0.409		5-3		5-3 1-2		E3			1B FC6-4	4	0	1	0	0	0	1
George Vukovich, L (1, 9) OBP: 0.333, SLG: 0.392 Sid Monge, S (7, 1) OBP: 0.200, SLG: 0.111 Porfi Altamirano, R (9, 1) OBP: 0.250, SLG: 0.250 Bob Molinaro, L (9, PH) OBP: 0.287, SLG: 0.256		1B CS		F7		1-3			1B FC6-4 1-2	3 0 0 1	0 0 0 0	1 0 0 1	0 0 0 0	0 0 0 0	0 0 0 0	2 0 0 0
Luis Aguayo, R (1, 4) OBP: 0.315, SLG: 0.500		CS 1-2	HR	6-3			1B		F4	4	1	2	1	0	0	3
Ivan De Jesus, R (1, 6) OBP: 0.310, SLG: 0.314			B1-3 4-3		G5-4-3		F9		FC6-4 1-2f 2-3	4	0	2	0	0	0	3
Marty Bystrom, R (1, 1) OBP: 0.130, SLG: 0.136 Stan Bahnsen, R (3, 1) Willie Montanez, L (3, PH) OBP: 0.275, SLG: 0.234 Jay Baller, R (4, 1) Len Matuszek, L (5, PH) OBP: 0.119, SLG: 0.103 Dick Ruthven, R (6, 1) OBP: 0.108, SLG: 0.156 Greg Gross, L (7, 9) OBP: 0.367, SLG: 0.321			4-3 1-2		G5-4-3 1-2f		F7		6-3	0 0 1 0 1 0 2	0 0 0 0 0 0 0	0 0 0 0 0 0 3	0 0 0 0 0 0 0	0 0 1 0 1 0 0	0 0 0 0 0 0 0	0 0 1 0 1 0 3
Inning Stats	R: 0 E: 0 K: 1 S: 5 H: 0 LOB: 0 BB: 0 P: 5	R: 0 E: 0 K: 1 S: 5 H: 1 LOB: 0 BB: 0 P: 5	R: 1 E: 0 K: 0 S: 5 H: 2 LOB: 2 BB: 1 P: 9	R: 0 E: 0 K: 0 S: 4 H: 1 LOB: 1 BB: 0 P: 4	R: 0 E: 0 K: 0 S: 4 H: 2 LOB: 1 BB: 0 P: 4	R: 0 E: 1 K: 0 S: 4 H: 0 LOB: 1 BB: 0 P: 4	R: 0 E: 0 K: 0 S: 4 H: 1 LOB: 1 BB: 0 P: 4	R: 0 E: 0 K: 0 S: 3 H: 0 LOB: 0 BB: 0 P: 3	R: 0 E: 0 K: 0 S: 5 H: 2 LOB: 2 BB: 0 P: 5	1B: 8 2B: 0 3B: 0 HR: 1	SF: 0 SAC: 0 DP: 1 HBP: 0					WP: 0 PB: 0 SB: 0 CS: 1	PA: 37

PITCHER		IP	WLS	BF	H	R	ER	SO	BB	IBB	HBP	BLK	WP	HR	S	P	ERA	WHIP
Randy Martz, R ERA: 4.26	(1, 1)	8.0	W	33	9	1	1	2	1	0	0	0	0	1	36	40	1.12	1.250
Dick Tidrow, R ERA: 3.4	(9, 1)	1.0		3	0	0	0	0	0	0	0	0	0	0	3	3	0.00	0.000

PITCHER	IP	WLS	BF	H	R	ER	SO	BB	IBB	HBP	BLK	WP	HR	S	P	ERA	WHIP

BOTTOM

Chicago Cubs @ Philadelphia Phillies

Veterans Stadium, Philadelphia, PA

Mon Sep 27 1982, 7:05 PM EDT

Att. 15,744 - Unknown

livebaseballscorecards.com

AB	35
R	1
H	9
RBI	1
BB	1
SO	2
LOB	19

Batter	1	2	3	4	5	6	7	8	9	AB	R	H	RBI	BB	SO	LOB
23 Ryne Sandberg, R (1, 4) OBP: 0.307, SLG: 0.362	K		6-3		F4			H 1-0 CS HBP		3	0	0	0	0	1	1
Mel Hall, L (1, 8) OBP: 0.307, SLG: 0.362	K		K			3-1		F9 1-2		4	0	0	0	0	2	1
Bill Buckner, L (1, 3) OBP: 0.339, SLG: 0.438	F7			F7		HR		F3		4	1	1	1	0	0	0
Leon Durham, L (1, 9) OBP: 0.382, SLG: 0.518		1B 2B 1B		F9		1B			K S	4	1	2	0	0	1	0
Keith Moreland, R (1, 2) OBP: 0.329, SLG: 0.406		2B 1-2 8-2 1B		BB		K			F7 1-2	3	0	1	0	1	1	1
Pat Tabler, R (1, 5) OBP: 0.313, SLG: 0.387 Jay Johnstone, L (9, PH) OBP: 0.343, SLG: 0.406		K		F9			K		F7	3 1	0 0	0 0	0 0	0 0	2 0	3 1
Scot Thompson, L (1, 7) OBP: 0.364, SLG: 0.377		1-3 2-H 2B			1B		2B		F8	4	0	3	1	0	0	1
Scott Fletcher, R (1, 6) OBP: 0.333, SLG: 0.143		8-2 3-Hf			K		4-3			3	0	0	0	0	1	4
Doug Bird, R (1, 1) OBP: 0.148, SLG: 0.167 Lee Smith, R (8, 1) OBP: 0.118, SLG: 0.250			K		K		K			3 0	0 0	0 0	0 0	0 0	3 0	2 0
Inning Stats	R: 0 E: 0 K: 2 S: 7 H: 0 LOB: 0 BB: 0 P: 7	R: 1 E: 0 K: 1 S: 7 H: 3 LOB: 1 BB: 0 P: 7	R: 0 E: 0 K: 2 S: 7 H: 0 LOB: 0 BB: 0 P: 7	R: 0 E: 0 K: 0 S: 3 H: 0 LOB: 1 BB: 1 P: 7	R: 0 E: 0 K: 2 S: 8 H: 1 LOB: 1 BB: 0 P: 8	R: 1 E: 0 K: 1 S: 6 H: 2 LOB: 0 BB: 0 P: 6	R: 0 E: 0 K: 2 S: 8 H: 1 LOB: 1 BB: 0 P: 8	R: 0 E: 0 K: 0 S: 2 H: 0 LOB: 0 BB: 0 P: 3	R: 0 E: 0 K: 1 S: 6 H: 0 LOB: 1 BB: 0 P: 6	1B: 4 2B: 3 3B: 0 HR: 1 SF: 0 SAC: 0 DP: 1 HBP: 1						

TOP

Chicago Cubs @ Philadelphia Phillies

Veterans Stadium, Philadelphia, PA

Tue Sep 28 1982, 7:05 PM EDT

Att. 14,431 - Unknown

livebaseballscorecards.com

AB	32
R	2
H	7
RBI	2
BB	1
SO	11
LOB	14

PITCHER		IP	WLS	BF	H	R	ER	SO	BB	IBB	HBP	BLK	WP	HR	S	P	ERA	WHIP
Larry Christenson, R ERA: 3.47	(1, 1)	8.0	W	30	7	2	2	10	1	0	1	0	0	1	48	53	2.25	1.000
Ron Reed, R ERA: 2.66	(9, 1)	1.0	S	4	0	0	0	1	0	0	0	0	1	0	6	6	0.00	0.000

PITCHER	IP	WLS	BF	H	R	ER	SO	BB	IBB	HBP	BLK	WP	HR	S	P	ERA	WHIP

Batter	1	2	3	4	5	6	7	8	9	AB	R	H	RBI	BB	SO	LOB
Garry Maddox, R (1, 8) OBP: 0.305, SLG: 0.422	S 1B		6-3			F9		F4 1-2		4	0	1	0	0	0	1
Pete Rose, S (1, 3) OBP: 0.343, SLG: 0.338	6-3 1-2			4-3		L3		2-H 1B		4	0	1	1	0	0	1
Gary Matthews, R (1, 7) OBP: 0.352, SLG: 0.434	F9			6-3 2B 1B		F8		K		4	1	1	0	0	1	2
Mike Schmidt, R (1, 5) OBP: 0.409, SLG: 0.555	F7			6-3 1-2			K	F2		4	0	0	0	0	1	3
Bo Diaz, R (1, 2) OBP: 0.332, SLG: 0.451		K		2-H 2B			F7			3	0	1	1	0	1	0
Alejandro Sanchez, R (1, 9) OBP: 0.500, SLG: 1.250 Ron Reed, R (9, 1) OBP: 0.400, SLG: 0.417		L6		5-3				HR		3 0	1 0	1 0	1 0	0 0	0 0	1 0
Manny Trillo, R (1, 4) OBP: 0.313, SLG: 0.314		F9			F8			HBP		2	0	0	0	0	0	0
Ivan De Jesus, R (1, 6) OBP: 0.309, SLG: 0.312			5-3		4-3		1-3			3	0	0	0	0	0	1
Larry Christenson, R (1, 1) OBP: 0.101, SLG: 0.149 Greg Gross, L (8, PH) OBP: 0.372, SLG: 0.326 Bob Dernier, R (8, PR) OBP: 0.316, SLG: 0.320 (9, 9)			K		5-3			S 1B 1B		2 1 0	0 0 1	0 1 0	0 0 0	0 0 0	1 0 0	0 0 0
Inning Stats	R: 0 E: 0 K: 0 S: 4 H: 1 LOB: 1 BB: 0 P: 4	R: 0 E: 0 K: 1 S: 5 H: 0 LOB: 0 BB: 0 P: 5	R: 0 E: 0 K: 1 S: 5 H: 0 LOB: 0 BB: 0 P: 5	R: 1 E: 0 K: 0 S: 5 H: 2 LOB: 1 BB: 0 P: 5	R: 0 E: 0 K: 0 S: 3 H: 0 LOB: 0 BB: 0 P: 3	R: 0 E: 0 K: 0 S: 3 H: 0 LOB: 0 BB: 0 P: 3	R: 1 E: 0 K: 1 S: 6 H: 1 LOB: 1 BB: 0 P: 7	R: 1 E: 0 K: 1 S: 7 H: 2 LOB: 1 BB: 0 P: 7		1B: 4 2B: 1 3B: 0 HR: 1	SF: 0 SAC: 0 DP: 0 HBP: 1					

PITCHER		IP	WLS	BF	H	R	ER	SO	BB	IBB	HBP	BLK	WP	HR	S	P	ERA	WHIP
Doug Bird, R ERA: 5.21	(1, 1)	7.0	L	27	5	3	3	3	0	0	1	0	0	1	32	33	3.86	0.714
Lee Smith, R ERA: 2.8	(8, 1)	1.0		4	1	0	0	1	0	0	0	0	0	0	6	6	0.00	1.000

PITCHER	IP	WLS	BF	H	R	ER	SO	BB	IBB	HBP	BLK	WP	HR	S	P	ERA	WHIP

BOTTOM

Chicago Cubs @ Philadelphia Phillies

Veterans Stadium, Philadelphia, PA

Tue Sep 28 1982, 7:05 PM EDT

Att. 14,431 - Unknown

livebaseballscorecards.com

AB	30
R	3
H	6
RBI	3
BB	0
SO	4
LOB	9

Batter	1	2	3	4	5	6	7	8	9	AB	R	H	RBI	BB	SO	LOB
Tim Raines, S (1, 7) OBP: 0.354, SLG: 0.366	F5		F8			L5			1B	4	0	1	0	0	0	1
Andre Dawson, R (1, 8) OBP: 0.339, SLG: 0.490	F8			F8		F4			F9	4	0	0	0	0	0	1
Al Oliver, L (1, 3) OBP: 0.392, SLG: 0.517	F7			5-3			F7		F8	4	0	0	0	0	0	1
Gary Carter, R (1, 2) OBP: 0.382, SLG: 0.515		F9		L5			E5 FC5-4		5-3	4	0	0	0	0	0	1
Tim Wallach, R (1, 5) OBP: 0.312, SLG: 0.461		6-3			K		F8			3	0	0	0	0	1	1
Chris Speier, R (1, 6) OBP: 0.318, SLG: 0.363		F8			F3		FC5-4 1-2f			3	0	0	0	0	0	1
Joel Youngblood, R (1, 9) OBP: 0.299, SLG: 0.318			4-3		1B			F8		3	0	1	0	0	0	0
Doug Flynn, R (1, 4) OBP: 0.238, SLG: 0.271			F8		F1-3			F5-3		3	0	0	0	0	0	1
Bryn Smith, R (1, 1)			BB			K		K		0	0	0	0	1	0	0
Bryan Little, S (6, PH) OBP: 0.324, SLG: 0.250										1	0	0	0	0	1	0
Ray Burris, R (6, 1) OBP: 0.258, SLG: 0.214										0	0	0	0	0	0	0
Dan Norman, R (8, PH) OBP: 0.288, SLG: 0.348										1	0	0	0	0	1	0
Dan Schatzeder, L (8, 1) OBP: 0.286, SLG: 0.231										0	0	0	0	0	0	0
Inning Stats	R: 0 E: 0 K: 0 S: 3 H: 0 LOB: 0 BB: 0 P: 3	R: 0 E: 0 K: 0 S: 3 H: 0 LOB: 0 BB: 0 P: 3	R: 0 E: 0 K: 0 S: 3 H: 0 LOB: 1 BB: 1 P: 7	R: 0 E: 0 K: 0 S: 3 H: 0 LOB: 0 BB: 0 P: 3	R: 0 E: 0 K: 1 S: 6 H: 1 LOB: 1 BB: 0 P: 6	R: 0 E: 0 K: 1 S: 5 H: 0 LOB: 0 BB: 0 P: 5	R: 0 E: 1 K: 0 S: 4 H: 0 LOB: 1 BB: 0 P: 4	R: 0 E: 0 K: 1 S: 5 H: 0 LOB: 0 BB: 0 P: 5	R: 0 E: 0 K: 0 S: 4 H: 1 LOB: 1 BB: 0 P: 4	1B: 2 2B: 0 3B: 0 HR: 0 SF: 0 SAC: 0 DP: 0 HBP: 0							

TOP

Montreal Expos @ Philadelphia Phillies

Veterans Stadium, Philadelphia, PA

Wed Sep 29 1982, 7:05 PM EDT

Att. 16,024 - Unknown

livebaseballscorecards.com

AB	30
R	0
H	2
RBI	0
BB	1
SO	3
LOB	7

PITCHER		IP	WLS	BF	H	R	ER	SO	BB	IBB	HBP	BLK	WP	HR	S	P	ERA	WHIP
Steve Carlton, L ERA: 3.17	(1, 1)	9.0	W	31	2	0	0	3	1	0	0	0	0	0	36	40	0.00	0.333

PITCHER	IP	WLS	BF	H	R	ER	SO	BB	IBB	HBP	BLK	WP	HR	S	P	ERA	WHIP

BOTTOM

Montreal Expos @ Philadelphia Phillies

Veterans Stadium, Philadelphia, PA

Wed Sep 29 1982, 7:05 PM EDT

Att. 16,024 - Unknown

Batter	1	2	3	4	5	6	7	8	9	AB	R	H	RBI	BB	SO	LOB
Garry Maddox, R (1, 8) OBP: 0.307, SLG: 0.427	5-3 6-3 1B 1B	F4-3 3B 2-H			F8 ①			5-3 ①		4	2	2	1	0	0	0
Pete Rose, S (1, 3) OBP: 0.341, SLG: 0.336	6-3 ① 1-2	F4-3 ② 3-H			K ② S S S			F8 ②		4	0	0	1	0	1	1
Gary Matthews, R (1, 7) OBP: 0.351, SLG: 0.433 Bob Dernier, R (9, 9) OBP: 0.316, SLG: 0.320	5-3 ② 2-3	5-3 ③			5-3 ③			1B		4 0	0 0	1 0	0 0	0 0	0 0	1 0
Mike Schmidt, R (1, 5) OBP: 0.408, SLG: 0.553	1B 3-H 1B		K ① S S S			F7 ① S S S		K ③ S S S		4	0	1	1	0	2	1
Bo Diaz, R (1, 2) OBP: 0.332, SLG: 0.450	1-2 1B		6-3 ②			F8 ②				3	0	1	0	0	0	0
George Vukovich, L (1, 9) OBP: 0.331, SLG: 0.389 (9, 7)	F4-3 ③		K ③ S S S			1-3 ③				3	0	0	0	0	1	2
Manny Trillo, R (1, 4) OBP: 0.313, SLG: 0.315		2B 2B		F4-3 ①			1-6-3 ①			3	1	1	0	0	0	0
Ivan De Jesus, R (1, 6) OBP: 0.309, SLG: 0.314		3B 2B 2-H		6-3 ②			F7 ②			3	1	1	1	0	0	0
Steve Carlton, L (1, 1) OBP: 0.224, SLG: 0.327		F4-3 ① S S S		K ③ S S S			K ③ S S S			3	0	0	0	0	2	1
Inning Stats	R: 1 H: 3 E: 0 LOB: 2 K: 0 BB: 0 S: 6 P: 6	R: 3 H: 3 E: 0 LOB: 0 K: 0 BB: 0 S: 6 P: 6	R: 0 H: 0 E: 0 LOB: 0 K: 2 BB: 0 S: 7 P: 7	R: 0 H: 0 E: 0 LOB: 0 K: 1 BB: 0 S: 5 P: 5	R: 0 H: 0 E: 0 LOB: 0 K: 1 BB: 0 S: 5 P: 5	R: 0 H: 0 E: 0 LOB: 0 K: 0 BB: 0 S: 3 P: 3	R: 0 H: 0 E: 0 LOB: 0 K: 1 BB: 0 S: 5 P: 5	R: 0 H: 1 E: 0 LOB: 1 K: 1 BB: 0 S: 6 P: 6		1B: 4 SF: 0 2B: 2 SAC: 0 3B: 1 DP: 0 HR: 0 HBP: 0						

livebaseballscorecards.com

AB	31
R	4
H	7
RBI	4
BB	0
SO	6
LOB	6

WP: 0 PA: 31
PB: 0
SB: 0
CS: 0

PITCHER		IP	WLS	BF	H	R	ER	SO	BB	IBB	HBP	BLK	WP	HR	S	P	ERA	WHIP
Bryn Smith, R ERA: 4.2	(1, 1)	5.0	L	21	6	4	4	4	0	0	0	0	0	0	29	29	7.20	1.200
Ray Burris, R ERA: 4.6	(6, 1)	2.0		6	0	0	0	1	0	0	0	0	0	0	8	8	0.00	0.000
Dan Schatzeder, L ERA: 5.4	(8, 1)	1.0		4	1	0	0	1	0	0	0	0	0	0	6	6	0.00	1.000

PITCHER	IP	WLS	BF	H	R	ER	SO	BB	IBB	HBP	BLK	WP	HR	S	P	ERA	WHIP

Batter	1	2	3	4	5	6	7	8	9	AB	R	H	RBI	BB	SO	LOB
Tim Raines, S (1, 7) OBP: 0.354, SLG: 0.364	BBBB 4-0 F7 S 1B BB	x 0-0 4-3 ③			x 0-0 FC5-4 CS ① 1-2f			BBBB 4-0 S 1B BB		2	2	0	0	2	0	2
Andre Dawson, R (1, 8) OBP: 0.336, SLG: 0.487	x 0-0 F7 ① 1-3		SSS 0-3 K ①		x 0-0 F2 ②③ 1-2			x 0-0 5-3 ① 1-2		4	0	0	0	0	1	3
Al Oliver, L (1, 3) OBP: 0.392, SLG: 0.519	x 0-0 5-3 HR 3-H 1B		x 0-0 PB 2B			x 0-0 F7 ①		SSS 0-3 K ②		4	1	2	1	0	1	1
Gary Carter, R (1, 2) OBP: 0.381, SLG: 0.513	x 0-0 5-3 ② 1-2		x 0-0 L6 ② 2-3			x 0-0 F7 ②		x 0-0 2-H 1B		4	0	1	1	0	0	2
Tim Wallach, R (1, 5) OBP: 0.313, SLG: 0.466	x 0-0 2-H HR		x 0-0 F7 ③			BBBB 4-0 BB		x 0-0 1-3 ③		3	1	1	2	1	0	2
Warren Cromartie, L (1, 9) OBP: 0.347, SLG: 0.402	SSS 0-3 K ③			x 0-0 4-3 ①		SSS 0-3 K ③			SSS 0-3 K ①	4	0	0	0	0	3	1
Chris Speier, R (1, 6) OBP: 0.315, SLG: 0.360		x 0-0 5-3 ①		SSS 0-3 K ②			SSS 0-3 K ①		x 0-0 4-3 ②	4	0	0	0	0	2	0
Doug Flynn, R (1, 4) Wallace Johnson, S (9, PH) Bryan Little, S (9, 4) OBP: 0.239, SLG: 0.272 OBP: 0.262, SLG: 0.268 OBP: 0.324, SLG: 0.250		x 0-0 SH1-4 1B		x 0-0 F4-3 ③			x 0-0 F8 ②		x 0-0 3-1 ③	3 1 0	0 0 0	1 0 0	0 0 0	0 0 0	0 0 0	0 0 0
Scott Sanderson, R (1, 1) Ray Burris, R (6, 1) Dan Schatzeder, L (6, 1) Ken Phelps, L (7, PH) Jeff Reardon, R (7, 1) OBP: 0.183, SLG: 0.246 OBP: 0.258, SLG: 0.214 OBP: 0.286, SLG: 0.231 OBP: 0.375, SLG: 0.286 OBP: 0.100, SLG: 0.200		x 0-0 SH1-4 ② 1-2			H 1-0 FC5-4 HBP		SSS 0-3 K ③			0 0 0 1 0	0 0 0 0 0	0 0 0 0 0	0 0 0 0 0	0 0 0 0 0	0 0 0 1 0	0 0 0 0 0
Inning Stats	R: 3 H: 2 E: 0 LOB: 0 K: 1 BB: 1 S: 7 P: 11	R: 0 H: 1 E: 0 LOB: 1 K: 0 BB: 0 S: 4 P: 4	R: 0 H: 1 E: 0 LOB: 1 K: 1 BB: 0 S: 6 P: 6	R: 0 H: 0 E: 0 LOB: 0 K: 1 BB: 0 S: 5 P: 5	R: 0 H: 0 E: 0 LOB: 0 K: 0 BB: 0 S: 2 P: 3	R: 0 H: 0 E: 0 LOB: 1 K: 1 BB: 1 S: 5 P: 9	R: 0 H: 0 E: 0 LOB: 0 K: 2 BB: 0 S: 7 P: 7	R: 1 H: 1 E: 0 LOB: 1 K: 1 BB: 1 S: 6 P: 10	R: 0 H: 0 E: 0 LOB: 0 K: 1 BB: 0 S: 5 P: 5	1B: 3 SF: 0 2B: 1 SAC: 1 3B: 0 DP: 0 HR: 1 HBP: 1						

PITCHER		IP	WLS	BF	H	R	ER	SO	BB	IBB	HBP	BLK	WP	HR	S	P	ERA	WHIP
Jay Baller, R ERA: 3.38	(1, 1)	4.0		18	4	3	3	3	1	0	1	0	0	1	22	27	6.75	1.250
Stan Bahnsen, R ERA: 2.91	(5, 1)	1.0		2	0	0	0	0	0	0	0	0	0	0	2	2	0.00	0.000
Ed Farmer, R ERA: 4.86	(6, 1)	2.1		9	0	1	1	3	2	0	0	0	0	0	13	21	3.86	0.857
Porfi Altamirano, R ERA: 4.14	(8, 1)	1.2	W	6	1	0	0	2	0	0	0	0	0	0	10	10	0.00	0.600

PITCHER	IP	WLS	BF	H	R	ER	SO	BB	IBB	HBP	BLK	WP	HR	S	P	ERA	WHIP

TOP

Montreal Expos @ Philadelphia Phillies

Veterans Stadium, Philadelphia, PA

Thu Sep 30 1982, 7:05 PM EDT

Att. 15,439 - Unknown

livebaseballscorecards.com

AB	30
R	4
H	5
RBI	4
BB	3
SO	8
LOB	11

Montreal Expos @ Philadelphia Phillies

Veterans Stadium, Philadelphia, PA

Thu Sep 30 1982, 7:05 PM EDT

Att. 15,439 - Unknown

livebaseballscorecards.com

BOTTOM

Batter	1	2	3	4	5	6	7	8	9	AB	R	H	RBI	BB	SO	LOB
Garry Maddox, R (1, 8) OBP: 0.311, SLG: 0.430	F5-4-3 BB 1B		F8		1-H 2-H 1B		F8		1-2 2-3 3-H 1B	5	0	3	2	0	0	1
Pete Rose, S (1, 3) OBP: 0.342, SLG: 0.336	1-2 F5-4-3 BB		F5		K			1B		3	0	1	0	1	1	2
Gary Matthews, R (1, 7) OBP: 0.351, SLG: 0.432	F5-4-3 1-2 2-3			5-3		BB 2B 1B		F9		4	1	1	0	0	0	3
Mike Schmidt, R (1, 5) OBP: 0.406, SLG: 0.549	K			F9		F7		F2		4	0	0	0	0	1	3
Ozzie Virgil, R (1, 2) OBP: 0.314, SLG: 0.406		F5-4-3 1B		K		1-2 2B BB		K		3	1	1	0	1	2	1
Alejandro Sanchez, R (1, 9) OBP: 0.500, SLG: 1.375		F8			HR	FC4-3 1-H 2-H 2B			F9	4	1	2	3	0	0	1
Manny Trillo, R (1, 4) OBP: 0.314, SLG: 0.317		F5-4-3 1-2			1B BB	FC4-3 2-2			BB 1B 2B	3	2	1	0	1	0	2
Julio Franco, R (1, 6) OBP: 0.321, SLG: 0.308			6-3		1B 1-2 1B 1B		F7		1B BB IBB	3	0	1	0	0	0	0
George Vukovich, L (9, PH) OBP: 0.332, SLG: 0.389										0	0	0	0	1	0	0
Jay Baller, R (1, 1)			HBP		F5		5-3		1-2 2-3 1B BB	0	0	0	0	0	0	0
Stan Bahnsen, R (5, 1)										0	0	0	0	0	0	0
Bob Molinaro, L (5, PH) OBP: 0.284, SLG: 0.253										1	0	0	0	0	0	2
Ed Farmer, R (6, 1)										1	0	0	0	0	0	0
Porfi Altamirano, R (8, 1) OBP: 0.250, SLG: 0.250										0	0	0	0	0	0	0
Greg Gross, L (9, PH) OBP: 0.376, SLG: 0.326										0	0	0	0	1	0	0
Inning Stats	R: 0 E: 0 K: 1 S: 5 H: 1 LOB: 1 BB: 1 P: 9	R: 0 E: 0 K: 0 S: 3 H: 1 LOB: 0 BB: 0 P: 3	R: 0 E: 0 K: 0 S: 3 H: 0 LOB: 1 BB: 0 P: 4	R: 0 E: 0 K: 1 S: 5 H: 0 LOB: 0 BB: 0 P: 5	R: 2 E: 0 K: 1 S: 7 H: 3 LOB: 1 BB: 1 P: 11	R: 2 E: 0 K: 0 S: 4 H: 2 LOB: 0 BB: 1 P: 8	R: 0 E: 0 K: 0 S: 3 H: 0 LOB: 0 BB: 0 P: 3	R: 0 E: 0 K: 1 S: 6 H: 1 LOB: 1 BB: 0 P: 6	R: 1 E: 0 K: 0 S: 3 H: 2 LOB: 3 BB: 2 P: 11	1B: 7 2B: 3 3B: 0 HR: 1 SF: 0 SAC: 0 DP: 3 HBP: 1	WP: 0 PB: 0 SB: 0 CS: 0 PA: 37					

	AB	31
	R	5
	H	10
	RBI	5
	BB	5
	SO	4
	LOB	15

PITCHER		IP	WLS	BF	H	R	ER	SO	BB	IBB	HBP	BLK	WP	HR	S	P	ERA	WHIP
Scott Sanderson, R ERA: 3.46	(1, 1)	5.0		20	5	2	2	3	2	0	1	0	0	1	23	32	3.60	1.400
Ray Burris, R ERA: 4.73	(6, 1)	0.1		4	2	2	2	0	1	0	0	0	0	0	3	7	54.00	9.000
Dan Schatzeder, L ERA: 5.35	(6, 1)	0.2		1	0	0	0	0	0	0	0	0	0	0	1	1	0.00	0.000
Jeff Reardon, R ERA: 2.08	(7, 1)	2.1	L	12	3	1	1	1	1	1	0	0	0	0	12	20	3.86	1.714

PITCHER	IP	WLS	BF	H	R	ER	SO	BB	IBB	HBP	BLK	WP	HR	S	P	ERA	WHIP

Batter	1	2	3	4	5	6	7	8	9	10	AB	R	H	RBI	BB	SO	LOB
Mookie Wilson, S (1, 8) OBP: 0.314, SLG: 0.371	6-3		BB			K2-3			K		3	0	0	0	1	2	0
Ron Gardenhire, R (1, 6) OBP: 0.277, SLG: 0.301	1-3		4-3			6-3			4-3		4	0	0	0	0	0	2
George Foster, R (1, 7) OBP: 0.305, SLG: 0.361	4-3			K		F6			6-3		4	0	0	0	0	1	0
Dave Kingman, R (1, 3) OBP: 0.287, SLG: 0.436 Rusty Tillman, R (10, PR) OBP: 0.222, SLG: 0.333 Mike Jorgensen, L (10, 3) OBP: 0.366, SLG: 0.345		G1-6-3 1B		5-3			F4			BB 1B SF8	3 0 0	0 1 0	1 0 0	0 0 0	1 0 0	0 0 0	0 0 0
Gary Rajsich, L (1, 9) OBP: 0.330, SLG: 0.388		F7		F9			4-3			1-3 1B	4	0	1	0	0	0	1
Hubie Brooks, R (1, 5) OBP: 0.300, SLG: 0.321		G1-6-3 1-2f			F9		K			SF8 3-H	3	0	0	1	0	1	1
Ron Hodges, L (1, 2) OBP: 0.358, SLG: 0.373			K		BB			4-3		F8	3	0	0	0	1	1	1
Brian Giles, R (1, 4) OBP: 0.278, SLG: 0.323			BB SH1-4		F8			5-3		4-6-3	3	0	0	0	1	0	2
Terry Leach, R (1, 1) OBP: 0.125, SLG: 0.125			SH1-4 1-2		K			K			2	0	0	0	0	2	1
Inning Stats	R: 0 H: 0 E: 0 LOB: 0 K: 0 BB: 0 S: 3 P: 3	R: 0 H: 1 E: 0 LOB: 0 K: 0 BB: 0 S: 3 P: 3	R: 0 H: 0 E: 0 LOB: 2 K: 1 BB: 2 S: 5 P: 13	R: 0 H: 0 E: 0 LOB: 0 K: 1 BB: 0 S: 5 P: 5	R: 0 H: 0 E: 0 LOB: 1 K: 1 BB: 1 S: 5 P: 9	R: 0 H: 0 E: 0 LOB: 0 K: 1 BB: 0 S: 5 P: 5	R: 0 H: 0 E: 0 LOB: 0 K: 1 BB: 0 S: 5 P: 5	R: 0 H: 0 E: 0 LOB: 0 K: 1 BB: 0 S: 5 P: 5	R: 0 H: 0 E: 0 LOB: 0 K: 1 BB: 0 S: 5 P: 5	R: 1 H: 1 E: 0 LOB: 1 K: 0 BB: 1 S: 4 P: 8	1B: 2 SF: 1 2B: 0 SAC: 1 3B: 0 DP: 1 HR: 0 HBP: 0						

PITCHER	IP	WLS	BF	H	R	ER	SO	BB	IBB	HBP	BLK	WP	HR	S	P	ERA	WHIP
John Denny, R (1, 1) ERA: 4.87	9.0		30	1	0	0	7	3	0	0	0	0	0	41	53	0.00	0.444
Porfi Altamirano, R (10, 1) ERA: 4.26	1.0	L	5	1	1	1	0	1	0	0	0	0	0	4	8	9.00	2.000

PITCHER	IP	WLS	BF	H	R	ER	SO	BB	IBB	HBP	BLK	WP	HR	S	P	ERA	WHIP

TOP

New York Mets @ Philadelphia Phillies

Veterans Stadium, Philadelphia, PA

Fri Oct 01 1982, 7:05 PM EDT

Att. 16,072 - Unknown

livebaseballscorecards.com

AB	29
R	1
H	2
RBI	1
BB	4
SO	7
LOB	8

WP: 0 PA: 35
PB: 0
SB: 0
CS: 0

New York Mets @ Philadelphia Phillies

Veterans Stadium, Philadelphia, PA

Fri Oct 01 1982, 7:05 PM EDT

Att. 16,072 - Unknown

livebaseballscorecards.com

Batter	1	2	3	4	5	6	7	8	9	10	AB	R	H	RBI	BB	SO	LOB
Garry Maddox, R (1, 8) OBP: 0.307, SLG: 0.424	F8		F7			6-3		4-3		F4	5	0	0	0	0	0	3
Pete Rose, S (1, 3) OBP: 0.340, SLG: 0.334	6-3		FC4-6 1-2f			K		6-3			4	0	0	0	0	1	2
Gary Matthews, R (1, 7) OBP: 0.348, SLG: 0.429	5-3			4-3		6-3		F2			4	0	0	0	0	0	0
Mike Schmidt, R (1, 5) OBP: 0.403, SLG: 0.544		5-3		6-3			5-3		K		4	0	0	0	0	1	0
Ozzie Virgil, R (1, 2) OBP: 0.312, SLG: 0.394		K		F4			BB 5-3 BB		F7		3	0	0	0	1	1	0
Alejandro Sanchez, R (1, 9) OBP: 0.333, SLG: 0.917 Porfi Altamirano, R (10, 1) OBP: 0.250, SLG: 0.250	K			5-3			5-3 1-2		K		4 0	0 0	0 0	0 0	0 0	2 0	1 0
Luis Aguayo, R (1, 4) OBP: 0.345, SLG: 0.538		5-3	3B				IBB		G3 SH3-4 BB		2	0	1	0	2	0	0
Ivan De Jesus, R (1, 6) OBP: 0.310, SLG: 0.314 Greg Gross, L (7, PH) OBP: 0.380, SLG: 0.326 Julio Franco, R (8, 6) OBP: 0.321, SLG: 0.308		E BB BB	5-3				BB 1-2 2-3		SH3-4 1-2		1 0 0	0 0 0	0 0 0	0 0 0	1 1 0	0 0 0	1 0 0
John Denny, R (1, 1) OBP: 0.375, SLG: 0.167 George Vukovich, L (10, 9) OBP: 0.332, SLG: 0.387		E1 FC4-6 1-3 BB	K				K			G3 2-3	2 1	0 0	0 0	0 0	1 0	2 0	4 1
Inning Stats	R: 0 E: 0 K: 0 S: 3 H: 0 LOB: 0 BB: 0 P: 3	R: 0 E: 0 K: 2 S: 7 H: 0 LOB: 0 BB: 0 P: 7	R: 0 E: 1 K: 0 S: 3 H: 0 LOB: 2 BB: 2 P: 11	R: 0 E: 0 K: 0 S: 3 H: 0 LOB: 0 BB: 0 P: 3	R: 0 E: 0 K: 1 S: 6 H: 1 LOB: 1 BB: 0 P: 6	R: 0 E: 0 K: 1 S: 5 H: 0 LOB: 0 BB: 0 P: 5	R: 0 E: 0 K: 1 S: 5 H: 0 LOB: 3 BB: 3 P: 17	R: 0 E: 0 K: 0 S: 3 H: 0 LOB: 0 BB: 0 P: 3	R: 0 E: 0 K: 2 S: 7 H: 0 LOB: 0 BB: 0 P: 7	R: 0 E: 0 K: 0 S: 3 H: 0 LOB: 1 BB: 1 P: 7	1B: 0 2B: 0 3B: 1 HR: 0	SF: 0 SAC: 1 DP: 0 HBP: 0					WP: 0 PB: 0 SB: 0 CS: 0	PA: 37

PITCHER	IP	WLS	BF	H	R	ER	SO	BB	IBB	HBP	BLK	WP	HR	S	P	ERA	WHIP
Terry Leach, R (1, 1) ERA: 4.17	10.0	W	37	1	0	0	7	5	1	0	0	0	0	45	69	0.00	0.600

PITCHER	IP	WLS	BF	H	R	ER	SO	BB	IBB	HBP	BLK	WP	HR	S	P	ERA	WHIP

AB	30
R	0
H	1
RBI	0
BB	6
SO	7
LOB	12

Batter	1	2	3	4	5	6	7	8	9	AB	R	H	RBI	BB	SO	LOB
Mookie Wilson, S (1, 8) OBP: 0.314, SLG: 0.369	K		4-3			6-3	2B 1B		1-3	5	1	1	1	0	1	0
Ron Gardenhire, R (1, 6) OBP: 0.277, SLG: 0.303	F9		F2			K	2B			4	0	1	1	0	1	0
George Foster, R (1, 7) OBP: 0.308, SLG: 0.364	1B			BB		1B 2B	K			3	1	2	0	1	1	1
Dave Kingman, R (1, 3) OBP: 0.287, SLG: 0.435	F7			K 1-3		1B		K2-3		4	0	1	1	0	2	2
Gary Rajsich, L (1, 9) OBP: 0.333, SLG: 0.383		L1		K		IBB		BB		2	0	0	0	2	1	1
Hubie Brooks, R (1, 5) OBP: 0.299, SLG: 0.320		1B		5-3		K		F9		4	0	1	0	0	1	4
Brian Giles, R (1, 4) OBP: 0.277, SLG: 0.321		F9			E S 8-2 1B		F7	K 1-3		4	0	1	0	0	1	2
Bruce Bochy, R (1, 2) OBP: 0.358, SLG: 0.510		6-3			8-2 1-Hf		F4		K	4	0	0	0	0	1	2
Scott Holman, R (1, 1) OBP: 0.222, SLG: 0.222			K		6-3		1B 2B		F9	2	0	0	0	0	1	0
Mike Jorgensen, L (7, PH) OBP: 0.370, SLG: 0.360										1	1	1	0	0	0	0
Doug Sisk, R (7, 1)										0	0	0	0	0	0	0
Rusty Staub, L (9, PH) OBP: 0.309, SLG: 0.324										1	0	0	0	0	0	0
Pat Zachry, R (9, 1) OBP: 0.103, SLG: 0.079										0	0	0	0	0	0	0
Inning Stats	R: 0 E: 0 K: 1 S: 6 H: 1 LOB: 1 BB: 0 P: 6	R: 0 E: 0 K: 0 S: 4 H: 1 LOB: 1 BB: 0 P: 4	R: 0 E: 0 K: 1 S: 5 H: 0 LOB: 0 BB: 0 P: 5	R: 0 E: 0 K: 2 S: 7 H: 0 LOB: 1 BB: 1 P: 11	R: 0 E: 0 K: 0 S: 3 H: 1 LOB: 0 BB: 0 P: 3	R: 1 E: 0 K: 2 S: 9 H: 2 LOB: 2 BB: 1 P: 13	R: 2 E: 0 K: 1 S: 8 H: 3 LOB: 1 BB: 0 P: 8	R: 0 E: 0 K: 2 S: 7 H: 0 LOB: 1 BB: 1 P: 11	R: 0 E: 0 K: 1 S: 5 H: 0 LOB: 0 BB: 0 P: 5	1B: 5 2B: 4 3B: 0 HR: 0	SF: 0 SAC: 0 DP: 1 HBP: 0						

PITCHER		IP	WLS	BF	H	R	ER	SO	BB	IBB	HBP	BLK	WP	HR	S	P	ERA	WHIP
Marty Bystrom, R ERA: 4.85	(1, 1)	6.2		29	8	3	3	6	1	1	0	0	0	0	39	47	4.05	1.350
Stan Bahnsen, R ERA: 2.74	(7, 1)	1.1		5	0	0	0	3	1	0	0	0	0	0	10	14	0.00	0.750
Porfi Altamirano, R ERA: 4.15	(9, 1)	1.0	W	3	0	0	0	1	0	0	0	0	0	0	5	5	0.00	0.000

PITCHER	IP	WLS	BF	H	R	ER	SO	BB	IBB	HBP	BLK	WP	HR	S	P	ERA	WHIP

TOP

New York Mets @ Philadelphia Phillies

Veterans Stadium, Philadelphia, PA

Sat Oct 02 1982, 7:05 PM EDT

Att. 32,729 - Unknown

livebaseballscorecards.com

AB	34
R	3
H	8
RBI	3
BB	3
SO	10
LOB	12

WP: 0	PA: 37
PB: 0	
SB: 3	
CS: 0	

BOTTOM

Batter	1	2	3	4	5	6	7	8	9	AB	R	H	RBI	BB	SO	LOB
Garry Maddox, R (1, 8) OBP: 0.306, SLG: 0.422	G5-3 CI 1B		F9			F8		F4	F8	5	0	1	0	0	0	3
Pete Rose, S (1, 3) OBP: 0.343, SLG: 0.337	CI 1-2			G6-4-3 BB 1B		1B 1B 1-2 BB		6-3	1-3 2-H 2B	3	1	2	1	1	0	0
Gary Matthews, R (1, 7) OBP: 0.351, SLG: 0.429	F9			G6-4-3 1-2 BB		6-3 1B 1B 1-2 2-H 1B		E 1B BB		2	1	1	1	2	0	2
Ozzie Virgil, R (1, 2) OBP: 0.306, SLG: 0.386 Bob Molinaro, L (6, PH) OBP: 0.292, SLG: 0.263 Bo Diaz, R (7, 2) OBP: 0.333, SLG: 0.451	G5-3 2-3f			G6-4-3 1-2f 2-3		6-3 1B 1-2 2-H 1B		E4 IBB 1-3 1B		2	0	0	0	0	0	4
										1	0	1	1	0	0	0
										1	0	1	0	0	0	0
Alejandro Sanchez, R (1, 9) OBP: 0.286, SLG: 0.786 Greg Gross, L (6, PH) OBP: 0.382, SLG: 0.323 (7, 9)		K	K	K		6-3 1-2 2-3		IBB 1-2		2	0	0	0	0	2	1
										1	0	0	0	1	0	2
Julio Franco, R (1, 5) OBP: 0.323, SLG: 0.310 Stan Bahnsen, R (7, 1) Willie Montanez, L (8, PH) OBP: 0.269, SLG: 0.229 Porfi Altamirano, R (9, 1) OBP: 0.250, SLG: 0.250		4-3	1-3			1B 2-H 3-H		6-3		3	0	1	1	0	0	0
										0	0	0	0	0	0	0
										1	0	0	0	0	0	3
										0	0	0	0	0	0	0
Luis Aguayo, R (1, 4) OBP: 0.339, SLG: 0.518		6-3	5-3				K		SH1-4 2B 1B	4	1	1	0	0	1	0
Ivan De Jesus, R (1, 6) OBP: 0.308, SLG: 0.312			6-3		K		1-3		SH1-4 1-2	3	0	0	0	0	1	0
Marty Bystrom, R (1, 1) OBP: 0.160, SLG: 0.167 Mike Schmidt, R (7, 5) OBP: 0.404, SLG: 0.543			K			BB 1B 1B			2B IBB	2	1	1	0	0	1	0
										1	0	0	0	1	0	0
Inning Stats	R: 0 E: 1 K: 0 S: 4 H: 1 LOB: 1 BB: 0 P: 4	R: 0 E: 0 K: 1 S: 5 H: 0 LOB: 0 BB: 0 P: 5	R: 0 E: 0 K: 1 S: 5 H: 0 LOB: 0 BB: 0 P: 5	R: 0 E: 0 K: 1 S: 5 H: 1 LOB: 1 BB: 1 P: 9	R: 0 E: 0 K: 1 S: 5 H: 0 LOB: 0 BB: 0 P: 5	R: 3 E: 0 K: 0 S: 6 H: 4 LOB: 2 BB: 1 P: 10	R: 0 E: 0 K: 1 S: 5 H: 0 LOB: 0 BB: 0 P: 5	R: 0 E: 1 K: 0 S: 4 H: 1 LOB: 3 BB: 2 P: 12	R: 1 E: 0 K: 0 S: 4 H: 2 LOB: 2 BB: 1 P: 8	1B: 8 2B: 1 3B: 0 HR: 0 SF: 0 SAC: 1 DP: 2 HBP: 0							

PITCHER		IP	WLS	BF	H	R	ER	SO	BB	IBB	HBP	BLK	WP	HR	S	P	ERA	WHIP
Scott Holman, R ERA: 2.36	(1, 1)	6.0		24	6	3	3	4	2	0	0	0	0	0	30	38	4.50	1.333
Doug Sisk, R ERA: 1.04	(7, 1)	2.0		9	1	0	0	1	1	1	0	0	0	0	9	17	0.00	1.000
Pat Zachry, R ERA: 4.05	(9, 1)	0.2	L	5	2	1	1	0	0	1	0	0	0	0	4	8	13.50	3.000

PITCHER	IP	WLS	BF	H	R	ER	SO	BB	IBB	HBP	BLK	WP	HR	S	P	ERA	WHIP

New York Mets @ Philadelphia Phillies

Veterans Stadium, Philadelphia, PA

Sat Oct 02 1982, 7:05 PM EDT

Att. 32,729 - Unknown

livebaseballscorecards.com

AB	31
R	4
H	9
RBI	4
BB	5
SO	5
LOB	15

WP: 0	PA: 38
PB: 0	
SB: 0	
CS: 0	

New York Mets @ Philadelphia Phillies

Veterans Stadium, Philadelphia, PA

Sun Oct 03 1982, 7:05 PM EDT

Att. 19,383 - Unknown

TOP

livebaseballscorecards.com

Batter	1	2	3	4	5	6	7	8	9	AB	R	H	RBI	BB	SO	LOB
Mike Howard, S (1, 8) OBP: 0.298, SLG: 0.256	K		K		6-3			F6		4	0	0	0	0	2	1
Ron Gardenhire, R (1, 6) OBP: 0.279, SLG: 0.313	HR		K			F4		1-2 1B		4	1	2	1	0	1	0
George Foster, R (1, 7) OBP: 0.309, SLG: 0.367	K		1B			2B		F7		4	0	2	0	0	1	2
Dave Kingman, R (1, 3) OBP: 0.285, SLG: 0.432	K		F9			K		F3		4	0	0	0	0	2	4
Carlos Diaz, R (8, 1)										0	0	0	0	0	0	0
Rusty Tillman, R (1, 9) OBP: 0.154, SLG: 0.231		E6 S		K		F8			L6	4	0	0	0	0	1	1
Hubie Brooks, R (1, 5) OBP: 0.297, SLG: 0.317		1-2 K		6-3			5-3		F9	4	0	0	0	0	1	1
Brian Giles, R (1, 4) OBP: 0.270, SLG: 0.312		1-3		K			4-3		K	4	0	0	0	0	2	1
Ronn Reynolds, R (1, 2)		BB			K		F2			2	0	0	0	1	1	0
Ed Lynch, R (1, 1)		K			K			E6 1B		2	0	0	0	0	2	2
Bob Bailor, R (8, PH) OBP: 0.313, SLG: 0.319										1	0	0	0	0	0	0
Bruce Bochy, R (8, 3) OBP: 0.358, SLG: 0.510										0	0	0	0	0	0	0
Inning Stats	R: 1 E: 0 K: 3 S: 10 H: 1 LOB: 0 BB: 0 P: 10	R: 0 E: 1 K: 2 S: 8 H: 0 LOB: 2 BB: 1 P: 12	R: 0 E: 0 K: 2 S: 8 H: 1 LOB: 1 BB: 0 P: 8	R: 0 E: 0 K: 2 S: 7 H: 0 LOB: 0 BB: 0 P: 7	R: 0 E: 0 K: 2 S: 7 H: 0 LOB: 0 BB: 0 P: 7	R: 0 E: 0 K: 1 S: 6 H: 1 LOB: 1 BB: 0 P: 6	R: 0 E: 0 K: 0 S: 3 H: 0 LOB: 0 BB: 0 P: 3	R: 0 E: 1 K: 0 S: 5 H: 1 LOB: 2 BB: 0 P: 5	R: 0 E: 0 K: 1 S: 5 H: 0 LOB: 0 BB: 0 P: 5	1B: 2 2B: 1 3B: 0 HR: 1 SF: 0 SAC: 0 DP: 0 HBP: 0						

	AB	33
	R	1
	H	4
	RBI	1
	BB	1
	SO	13
	LOB	12

WP: 0 PB: 0 SB: 1 CS: 0 PA: 34

PITCHER	IP	WLS	BF	H	R	ER	SO	BB	IBB	HBP	BLK	WP	HR	S	P	ERA	WHIP
Steve Carlton, L (1, 1) ERA: 3.1	9.0	W	34	4	1	1	13	1	0	0	0	0	1	59	63	1.00	0.556

PITCHER	IP	WLS	BF	H	R	ER	SO	BB	IBB	HBP	BLK	WP	HR	S	P	ERA	WHIP

New York Mets @ Philadelphia Phillies

Veterans Stadium, Philadelphia, PA

Sun Oct 03 1982, 7:05 PM EDT

Att. 19,383 - Unknown

livebaseballscorecards.com

BOTTOM

Batter	1	2	3	4	5	6	7	8	9	AB	R	H	RBI	BB	SO	LOB
Garry Maddox, R (1, 8) OBP: 0.303, SLG: 0.417	F3		F8	L5			F8			4	0	0	0	0	0	2
Pete Rose, S (1, 3) OBP: 0.345, SLG: 0.338	1-3		BB		HR 1B		FC5-4 1B BB			2	1	1	0	2	0	0
Gary Matthews, R (1, 7) OBP: 0.349, SLG: 0.427	F7		F8		F6		1-2 FC5-4 1B			3	0	0	0	0	0	2
Greg Gross, L (7, PH) (8, 7) OBP: 0.386, SLG: 0.328										1	0	1	0	0	0	0
Mike Schmidt, R (1, 5) OBP: 0.403, SLG: 0.547		F7	F7		1-H HR		1-2f 2-3 FC5-4			4	1	1	2	0	0	3
Bo Diaz, R (1, 2) OBP: 0.333, SLG: 0.450		4-3		FC6 BB 1B 1B	6-3		F4			4	1	1	0	0	0	2
George Vukovich, L (1, 9) OBP: 0.334, SLG: 0.391		1B 2B		1-2 FC6 BB	3-1			5-3		2	1	1	0	1	0	0
Bob Dernier, R (8, PH) (9, 9) OBP: 0.315, SLG: 0.319										1	0	0	0	0	0	0
Manny Trillo, R (1, 4) OBP: 0.316, SLG: 0.319		2-H 1B 1B		1-2f 2-3 FC6 FC6-4 1B			F7	1B		4	0	2	1	0	0	2
Ivan De Jesus, R (1, 6) OBP: 0.309, SLG: 0.313		1-2 1B		3-H FC6-4 1B			6-3	1-3		4	0	2	1	0	0	0
Steve Carlton, L (1, 1) OBP: 0.218, SLG: 0.317		F7		1-2f 2-3 FC6-4			6-3			3	0	0	0	0	0	4
Inning Stats	R: 0 H: 0 E: 0 LOB: 0 K: 0 BB: 0 S: 3 P: 3	R: 1 H: 3 E: 0 LOB: 2 K: 0 BB: 0 S: 6 P: 6	R: 0 H: 0 E: 0 LOB: 1 K: 0 BB: 1 S: 3 P: 7	R: 1 H: 2 E: 0 LOB: 2 K: 0 BB: 1 S: 5 P: 9	R: 2 H: 2 E: 0 LOB: 0 K: 0 BB: 0 S: 5 P: 5	R: 0 H: 0 E: 0 LOB: 0 K: 0 BB: 0 S: 3 P: 3	R: 0 H: 1 E: 0 LOB: 2 K: 0 BB: 1 S: 4 P: 8	R: 0 H: 1 E: 0 LOB: 0 K: 0 BB: 0 S: 3 P: 3		1B: 7 SF: 0 2B: 1 SAC: 0 3B: 0 DP: 0 HR: 1 HBP: 0						

	AB	32
	R	4
	H	9
	RBI	4
	BB	3
	SO	0
	LOB	15

WP: 0 PA: 35
PB: 0
SB: 0
CS: 0

PITCHER		IP	WLS	BF	H	R	ER	SO	BB	IBB	HBP	BLK	WP	HR	S	P	ERA	WHIP
Ed Lynch, R ERA: 3.55	(1, 1)	7.0	L	32	8	4	4	0	3	0	0	0	0	1	29	41	5.14	1.571
Carlos Diaz, L ERA: 4.03	(8, 1)	1.0		3	1	0	0	0	0	0	0	0	0	0	3	3	0.00	1.000

PITCHER	IP	WLS	BF	H	R	ER	SO	BB	IBB	HBP	BLK	WP	HR	S	P	ERA	WHIP