

# Philadelphia Phillies - 1982





Batter	1	2	3	4	5	6	7	8	9	AB	R	H	RBI	BB	SO	LOB	TOP					
Tim Raines, S (1, 7)	F7		4-3		K		BB			3	0	0	0	1	1	0	<b>Montreal Expos @ Philadelphia Phillies</b> Veterans Stadium, Philadelphia, PA Fri Apr 09 1982, 6:05 PM EST Att: 7,795 - Unknown					
Wallace Johnson, S Rodney Scott, S (1, 4) (7, 4)	F7		F8		G3		F9			4	0	0	0	0	0	1						
Andre Dawson, R OBP: 0.500, SLG: 1.250 (1, 8)	HR		1B		F9			5-3		4	1	2	1	0	0	0						
Al Oliver, L OBP: 0.250, SLG: 0.250 (1, 3)	PO BB 1B		G3		K			4-3		4	0	1	0	0	1	1						
Gary Carter, R (1, 2)	1-2 BB			F7		F7			BB BB BB BB	2	0	0	0	2	0	0						
Warren Cromartie, L OBP: 0.500, SLG: 0.500 (1, 9)	PO 2-3	F7		2B SF9 1B				1-3		4	1	2	0	0	0	1						
Tim Wallach, R OBP: 0.250, SLG: 0.500 (1, 5)			F9		1-3 2B		K			4	0	1	0	0	1	1						
Chris Speier, R (1, 6)					SF9					2	0	0	1	1	0	0						
Steve Rogers, R (1, 1)					3-H G3					4	0	0	0	0	2	2						
<b>Inning Stats</b>	R: 1 E: 0 K: 0 S: 4	H: 2 LOB: 1 BB: 1 P: 8	R: 0 E: 0 K: 1 S: 5	H: 0 LOB: 1 BB: 1 P: 9	R: 0 E: 0 K: 0 S: 4	H: 1 LOB: 1 BB: 0 P: 4	R: 1 E: 0 K: 0 S: 5	H: 2 LOB: 1 BB: 0 P: 5	R: 0 E: 0 K: 1 S: 5	H: 0 LOB: 0 BB: 0 P: 5	R: 0 E: 0 K: 2 S: 8	H: 1 LOB: 1 BB: 0 P: 8	R: 0 E: 0 K: 0 S: 3	H: 0 LOB: 1 BB: 1 P: 7	R: 0 E: 0 K: 0 S: 3	H: 0 LOB: 1 BB: 1 P: 7	R: 0 E: 0 K: 1 S: 5	H: 0 LOB: 0 BB: 0 P: 5	1B: 4 2B: 1 3B: 0 HR: 1	SF: 1 SAC: 0 DP: 0 HBP: 0	WP: 0 PB: 0 CS: 0	PA: 37
<b>PITCHER</b>	IP WLS BF H R ER SO BB IBB HBP BLK WP HR S P ERA WHIP																					
Larry Christenson, R ERA: 2.35 Sparky Lyle, L ERA: 0.00 Ed Farmer, R ERA: 0.00	(1, 1) (8, 1) (9, 1)	7.2 0.1 1.0	L 1 3	32 0 0	6 0 0	2 0 0	2 0 0	4 0 1	4 0 0	0 0 0	0 0 0	0 0 0	0 0 0	0 1 5	36 1 5	52 1 5	2.35 0.00 0.00	1.304 0.000 0.000				

AB	31
R	2
H	6
RBI	2
BB	4
SO	5
LOB	6



Batter	1	2	3	4	5	6	7	8	9	AB	R	H	RBI	BB	SO	LOB	BOTTOM				
Ivan De Jesus, R (1, 6)	K		FC6-4			BB 6-3		L4		3	0	0	0	1	1	1	<b>Montreal Expos @ Philadelphia Phillies</b> Veterans Stadium, Philadelphia, PA Fri Apr 09 1982, 6:05 PM EST Att: 7,795 - Unknown				
Pete Rose, S OBP: 0.125, SLG: 0.125 (1, 3)	K			4-3		6-3		4-3		4	0	0	0	0	1	1					
Gary Matthews, R OBP: 0.375, SLG: 0.500 (1, 7)	6-3			1B 1B		K				4	0	2	0	0	1	1					
Mike Schmidt, R (1, 5)		3-1		K						3	0	0	0	1	2	2					
George Vukovich, L OBP: 0.250, SLG: 0.250 (1, 9)		K				BB				4	0	1	0	0	1	3					
Gary Maddox, R OBP: 0.250, SLG: 0.625 (1, 8)		K		1B		P1		F8		4	0	1	0	0	1	3					
Bo Diaz, R OBP: 0.143, SLG: 0.286 (1, 2)										4	0	0	0	0	2	3					
Bo Diaz, R OBP: 0.143, SLG: 0.286 (1, 2)			F9			4-3				3	0	0	0	0	0	0					
Manny Trillo, R (1, 4)			E4 FC2-8					F9		3	0	0	0	0	1	0					
Larry Christenson, R Sparky Lyle, L Greg Gross, L Ed Farmer, R (1, 1) (8, 1) (8, PH) (9, 1)	(1, 1) (8, 1) (8, PH) (9, 1)	9.0 W	33 33	H: 3 R: 0 ER: 0 SO: 10	BB: 2 IBB: 0 HBP: 0 BLK: 0	WP: 0 HR: 0 S: 51 P: 59	ERA: 0.00 WHIP: 0.556														
<b>PITCHER</b>	IP WLS BF H R ER SO BB IBB HBP BLK WP HR S P ERA WHIP																				
Steve Rogers, R ERA: 0.00	(1, 1)	9.0	W	33	3	0	0	0	10	2	0	0	0	0	0	0	0	0.00	0.556		

AB	31
R	0
H	3
RBI	0
BB	2
SO	10
LOB	12





Batter	1	2	3	4	5	6	7	8	9	AB	R	H	RBI	BB	SO	LOB	TOP			
Tim Raines, S (1, 7)	F4		K	4-3			F8	4-3	K	6	0	0	0	0	2	4	<b>Montreal Expos @ Philadelphia Phillies</b> Veterans Stadium, Philadelphia, PA Sat Apr 10 1982, 6:05 PM EST Att: 16,718 - Unknown			
Wallace Johnson, S (1, 4) Rodney Scott, S (7, 4)	5-3		WP HR 1B			FC6-4 1B	F9	1B		4	1	2	0	0	0	0				
Andre Dawson, R (1, 8) Terry Francona, L (8, 8)	K		HR BB			F4	K	1B		4	1	1	0	1	2	1				
Al Oliver, L (1, 3)		E 1B	HR			FC6-4 IBB		HR		4	3	3	3	1	0	2				
Gary Carter, R (1, 2)	E5	FC6-4 1B	F6			FC6-4		HR	1B SF9 1B	5	2	2	2	0	0	3				
Warren Cromartie, L (1, 9)	G6-4-3 1B			SH5-4 2B		4-3		G3	1B 2B	5	1	3	1	0	0	2				
Tim Wallach, R (1, 5)	G6-4-3			SH5-4 BB		5-3		2B	G3	4	1	1	0	1	0	4				
Chris Speier, R (1, 6)	4-3			K		K		2B	SF9	4	1	1	2	0	2	3				
Bill Gullickson, R (1, 1) Jerry White, S (8, PH) Jeff Reardon, R (8, 1)	5-3		5-3	SH5-4		F9		4-3 1B 2B	2B	2	0	0	0	0	0	0				
<b>Inning Stats</b>	R: 0 E: 0 K: 1 S: 5	H: 0 LOB: 0 BB: 0 P: 5	R: 1 E: 1 K: 0 S: 5	H: 2 LOB: 1 BB: 0 P: 5	R: 3 E: 0 K: 1 S: 7	H: 2 LOB: 0 BB: 1 P: 11	R: 0 E: 0 K: 1 S: 6	H: 1 LOB: 2 BB: 1 P: 10	R: 0 E: 0 K: 0 S: 4	H: 0 LOB: 0 BB: 0 P: 5	R: 0 E: 0 K: 1 S: 5	H: 0 LOB: 0 BB: 0 P: 5	R: 5 E: 0 K: 0 S: 10	H: 7 LOB: 2 BB: 0 P: 10	R: 2 E: 0 K: 1 S: 8	H: 3 LOB: 1 BB: 0 P: 8	1B: 10 2B: 4 3B: 0 HR: 2	SF: 1 SAC: 1 DP: 1 HBP: 0	WP: 1 PB: 0 CS: 2	PA: 46
<b>PITCHER</b>	IP WLS BF H R ER SO BB IBB HBP BLK WP HR S P ERA WHIP																			
Dick Ruthven, R (1, 1)	3.0 L 14 4 4 3 2 1 0 0 0 0 1 1 17 21 9.00 1.667																			
Ron Reed, R (4, 1)	2.0 10 2 0 0 1 1 1 0 0 0 0 0 10 18 0.00 1.500																			
Sid Monge, L (6, 1)	2.0 6 0 0 0 2 0 0 0 0 0 0 0 10 10 0.00 0.000																			
Sparky Lyle, L (8, 1)	0.1 4 3 3 3 0 0 0 0 0 0 0 1 4 4 81.00 9.000																			
Warren Brusstar, R (8, 1)	1.2 12 7 4 4 1 0 0 0 0 0 0 0 14 14 21.60 4.200																			

Batter	1	2	3	4	5	6	7	8	9	AB	R	H	RBI	BB	SO	LOB	BOTTOM					
Ivan De Jesus, R (1, 6)	K		5-3		E5		K			4	0	0	0	0	2	3	<b>Montreal Expos @ Philadelphia Phillies</b> Veterans Stadium, Philadelphia, PA Sat Apr 10 1982, 6:05 PM EST Att: 16,718 - Unknown					
Pete Rose, S (1, 3)	4-3		G3		1B			F7		4	0	1	0	0	0	0						
Gary Matthews, R (1, 7)	6-3				K			6-3		4	0	0	0	0	1	0						
Mike Schmidt, R (1, 5)		K		1B WP				6-3		4	1	1	0	0	1	0						
Dick Davis, R (1, 9)	6-3			WP WP 1B				F5		4	0	1	0	0	1	0						
Gary Maddox, R (1, 8)	F8			WP BB				F7		3	0	1	0	1	0	0						
Bo Diaz, R (1, 2)			HR		K			SH3-4		3	1	1	1	0	2	2						
Manny Trillo, R (1, 4)			4-3 WP 1B		5-3			WP BB		2	1	1	0	1	0	2						
Dick Ruthven, R (1, 1) Del Unser, L (3, PH) Ron Reed, R (4, 1) Len Matuszek, L (5, PH) Sid Monge, S (6, 1) Greg Gross, R (7, PH) Sparky Lyle, L (8, 1) Warren Brusstar, R (8, 1)	4-3				K			F5		0	0	0	0	0	0	0						
<b>Inning Stats</b>	R: 0 E: 0 K: 1 S: 5	H: 0 LOB: 0 BB: 0 P: 5	R: 0 E: 0 K: 1 S: 5	H: 0 LOB: 0 BB: 0 P: 5	R: 2 E: 0 K: 0 S: 5	H: 2 LOB: 0 BB: 0 P: 5	R: 1 E: 0 K: 2 S: 9	H: 2 LOB: 2 BB: 1 P: 13	R: 0 E: 0 K: 1 S: 5	H: 1 LOB: 1 BB: 0 P: 5	R: 0 E: 0 K: 0 S: 3	H: 0 LOB: 0 BB: 0 P: 3	R: 0 E: 0 K: 1 S: 6	H: 1 LOB: 2 BB: 1 P: 10	R: 0 E: 0 K: 0 S: 3	H: 0 LOB: 0 BB: 0 P: 3	R: 0 E: 0 K: 2 S: 7	H: 0 LOB: 0 BB: 0 P: 7	1B: 5 2B: 0 3B: 0 HR: 1	SF: 0 SAC: 1 DP: 0 HBP: 0	WP: 6 PB: 0 CS: 1	PA: 34
<b>PITCHER</b>	IP WLS BF H R ER SO BB IBB HBP BLK WP HR S P ERA WHIP																					
Bill Gullickson, R (1, 1)	7.0 W 28 6 3 3 6 2 0 0 0 0 6 1 38 46 3.86 1.143																					
Jeff Reardon, R (8, 1)	2.0 6 0 0 0 2 0 0 0 0 0 0 0 10 10 0.00 0.000																					

AB	41
R	11
H	16
RBI	11
BB	3
SO	6
LOB	19





Batter	1	2	3	4	5	6	7	8	9	AB	R	H	RBI	BB	SO	LOB	TOP					
Tim Raines, S OBP: 0.143, SLG: 0.077 (1,7)	0-0 1-3		0-0 F9			0-0 F6		0-0 2-3 1B		4	0	1	0	0	0	0	<b>Montreal Expos @ Philadelphia Phillies</b> Veterans Stadium, Philadelphia, PA Sun Apr 11 1982, 6:05 PM EST Att: 15,397 - Unknown					
Wallace Johnson, S OBP: 0.250, SLG: 0.250 (1,4) Rodney Scott, S OBP: 1.000, SLG: 1.000 (8,4)	0-0 G3		0-0 4-3			0-0 6-3 1B		0-0 F8		4	0	1	0	0	0	2						
Andre Dawson, R OBP: 0.308, SLG: 0.500 (1,8)	0-0 F7		0-0 F8			0-0 6-3		0-0 F9		4	0	0	0	0	0	3						
Al Oliver, L OBP: 0.385, SLG: 0.583 (1,3)		0-0 F8		0-3 K		0-0 F6			0-0 F7	4	0	0	0	0	1	1						
Gary Carter, R OBP: 0.385, SLG: 0.500 (1,2)		4-0 BB S BB		0-0 F9			0-0 1-3		0-0 6-3	3	0	0	0	1	0	0						
Warren Cromartie, L OBP: 0.385, SLG: 0.462 (1,9)		0-3 K		0-3 K			0-3 K		0-0 F9	4	0	0	0	0	3	1						
Tim Wallach, R OBP: 0.333, SLG: 0.300 (1,5)		4-0 BB BB			0-0 5-3		0-0 F7			2	0	0	0	1	0	0						
Chris Speier, R OBP: 0.250, SLG: 0.250 (1,6)		4-0 1-2 2-3 BB			0-0 F8			0-0 5-3		2	0	0	0	1	0	0						
Ray Burris, R OBP: 0.333, SLG: 0.667 (1,1)		0-3 K			0-3 K			0-0 1B 2B		3	0	1	0	0	2	3						
<b>Inning Stats</b>	R: 0 E: 0 K: 0 S: 3	H: 0 LOB: 0 BB: 0 P: 3	R: 0 E: 0 K: 2 S: 7	H: 0 LOB: 3 BB: 3 P: 19	R: 0 E: 0 K: 2 S: 3	H: 0 LOB: 0 BB: 0 P: 3	R: 0 E: 0 K: 2 S: 7	H: 0 LOB: 0 BB: 0 P: 7	R: 0 E: 0 K: 1 S: 5	H: 0 LOB: 0 BB: 0 P: 5	R: 0 E: 0 K: 1 S: 4	H: 1 LOB: 1 BB: 0 P: 4	R: 0 E: 0 K: 1 S: 5	H: 0 LOB: 0 BB: 0 P: 5	R: 0 E: 0 K: 0 S: 3	H: 2 LOB: 2 BB: 0 P: 5	R: 0 E: 0 K: 0 S: 3	H: 0 LOB: 0 BB: 0 P: 3	1B: 2 2B: 1 3B: 0 HR: 0	SF: 0 SAC: 0 DP: 0 HBP: 0	WP: 0 PB: 0 SB: 3 CS: 0	PA: 33
<b>PITCHER</b> Mike Krukow, R ERA: (1,1)	IP: 9.0 WLS: W BF: 33 H: 3 R: 0 ER: 0 SO: 6 BB: 3 IBB: 0 HBP: 0 BLK: 0 WP: 0 HR: 0 S: 42 P: 54 ERA: 0.00 WHIP: 0.667															<b>PITCHER</b> Mike Krukow, R ERA: (1,1)	IP: 9.0 WLS: W BF: 33 H: 3 R: 0 ER: 0 SO: 6 BB: 3 IBB: 0 HBP: 0 BLK: 0 WP: 0 HR: 0 S: 42 P: 54 ERA: 0.00 WHIP: 0.667					

AB	30
R	0
H	3
RBI	0
BB	3
SO	6
LOB	10



Batter	1	2	3	4	5	6	7	8	9	AB	R	H	RBI	BB	SO	LOB	BOTTOM					
Pete Rose, S OBP: 0.188, SLG: 0.188 (1,3)	0-0 2-3 SH3 1B		0-0 F8		0-0 3-1		0-3 K			4	0	1	0	0	1	2	<b>Montreal Expos @ Philadelphia Phillies</b> Veterans Stadium, Philadelphia, PA Sun Apr 11 1982, 6:05 PM EST Att: 15,397 - Unknown					
Ivan De Jesus, R OBP: 0.297, SLG: 0.154 (1,6)	0-0 SH3		0-0 1-2 1B		0-0 F6			0-0 BB S SF8 1B		3	1	2	0	0	1	1						
Gary Matthews, R OBP: 0.188, SLG: 0.250 (1,7)	0-0 2-3		0-0 4-3			0-0 F8		0-0 E5 BB		4	0	0	0	0	0	4						
Mike Schmidt, R OBP: 0.375, SLG: 0.091 (1,5)	0-0 F4			4-0 BB		0-3 K		4-0 1-2 2-3 BB		2	0	0	0	2	1	1						
Dick Davis, R OBP: 0.333, SLG: 0.333 (1,9) George Vukovich, L OBP: 0.250, SLG: 0.250 (9,9)		0-0 G6-4-3 1B		0-0 F9		0-0 2B 1B		0-0 F2		4	0	2	0	0	0	4						
Garry Maddox, R OBP: 0.313, SLG: 0.571 (1,8)		0-0 G6-4-3		0-0 F9		0-0 1-3 2B		0-0 SF8		3	0	1	1	0	0	2						
Dave Roberts, R (1,2)		4-0 CS BB		0-0 F4		0-3 K		3-H 0-0 F7		3	0	0	0	1	1	5						
Manny Trillo, R OBP: 0.308, SLG: 0.417 (1,4)		0-0 CS		0-0 FC1-5 2B		0-0 2B		0-0 5-3		3	0	2	0	0	0	0						
Mike Krukow, R (1,1)			0-0 FC1-5 1B		0-0 B1-4		0-0 F8			3	0	0	0	0	0	2						
<b>Inning Stats</b>	R: 0 E: 0 K: 0 S: 4	H: 1 LOB: 1 BB: 0 P: 4	R: 0 E: 0 K: 0 S: 2	H: 1 LOB: 0 BB: 1 P: 6	R: 0 E: 0 K: 0 S: 5	H: 2 LOB: 2 BB: 0 P: 5	R: 0 E: 0 K: 0 S: 3	H: 0 LOB: 1 BB: 1 P: 7	R: 0 E: 0 K: 0 S: 4	H: 1 LOB: 1 BB: 0 P: 4	R: 0 E: 0 K: 2 S: 9	H: 2 LOB: 2 BB: 0 P: 9	R: 0 E: 0 K: 1 S: 5	H: 0 LOB: 0 BB: 0 P: 5	R: 1 E: 1 K: 0 S: 5	H: 1 LOB: 2 BB: 1 P: 9	R: 0 E: 0 K: 0 S: 3	H: 0 LOB: 0 BB: 0 P: 3	1B: 5 2B: 3 3B: 0 HR: 0	SF: 1 SAC: 1 DP: 1 HBP: 0	WP: 0 PB: 0 SB: 1 CS: 1	PA: 35
<b>PITCHER</b> Ray Burris, R ERA: (1,1)	IP: 8.0 WLS: L BF: 34 H: 8 R: 1 ER: 0 SO: 3 BB: 3 IBB: 0 HBP: 0 BLK: 0 WP: 0 HR: 0 S: 37 P: 49 ERA: 0.00 WHIP: 1.375															<b>PITCHER</b> Mike Krukow, R ERA: (1,1)	IP: 9.0 WLS: W BF: 33 H: 3 R: 0 ER: 0 SO: 6 BB: 3 IBB: 0 HBP: 0 BLK: 0 WP: 0 HR: 0 S: 42 P: 54 ERA: 0.00 WHIP: 0.667					

AB	29
R	1
H	8
RBI	1
BB	3
SO	3
LOB	21





Batter	1	2	3	4	5	6	7	8	9	AB	R	H	RBI	BB	SO	LOB	TOP					
<b>Pete Rose, S</b> OBP: 0.200, SLG: 0.200 (1, 3)	F9		L9		6-3			5-3 2B		4	1	1	0	0	0	0	<b>Philadelphia Phillies @ New York Mets</b> Shea Stadium, Flushing, NY Tue Apr 13 1982, 3:33 AM EST Att: 40,845 - Unknown					
<b>Ivan De Jesus, R</b> OBP: 0.263, SLG: 0.125 (1, 6)	K		E6 G5-4-3					L8		3	0	0	0	1	1							
<b>Gary Matthews, R</b> OBP: 0.150, SLG: 0.200 (1, 7)	L8		G5-4-3					5-3		4	0	0	0	0	0	3						
<b>Mike Schmidt, R</b> OBP: 0.412, SLG: 0.167 (1, 5)										1	0	1	0	0	0	0						
<b>Dave Roberts, R</b> OBP: 0.400, SLG: 0.250 (2, 5)										1	0	1	0	0	0	0						
<b>Luis Aguayo, R</b> OBP: 0.500, SLG: 1.000 (8, PH) (8, 5)										1	0	0	0	0	0	0						
<b>Len Matuszek, L</b> OBP: 0.500, SLG: 1.000 (8, PH) (8, 5)										1	0	1	1	0	0	0						
<b>Dick Davis, R</b> OBP: 0.375, SLG: 0.333 (1, 9)										3	1	1	0	1	0	1						
<b>Gary Maddox, R</b> OBP: 0.250, SLG: 0.444 (1, 8)										4	0	0	0	0	0	6						
<b>Bo Diaz, R</b> OBP: 0.308, SLG: 0.583 (1, 2) (9, PH)										2	0	1	1	1	0	0						
<b>Greg Gross, L</b> OBP: 0.250, SLG: 0.250 (9, PH)										1	0	0	0	0	0	0						
<b>Manny Trillo, R</b> OBP: 0.294, SLG: 0.375 (1, 4)										4	0	1	0	0	0	2						
<b>Steve Carlton, L</b> OBP: 0.294, SLG: 0.375 (1, 1) (7, PH)										2	0	0	0	0	1	2						
<b>Del Unser, L</b> OBP: 0.294, SLG: 0.375 (7, PH)										1	0	0	0	0	0	0						
<b>Ron Reed, R</b> OBP: 0.294, SLG: 0.375 (7, 1)										0	0	0	0	0	0	0						
<b>George Vukovich, L</b> OBP: 0.200, SLG: 0.200 (9, PH)										1	0	0	0	0	1	0						
<b>Inning Stats</b>	R: 0 E: 0 K: 1 S: 5	H: 0 LOB: 0 BB: 0 P: 5	R: 1 E: 0 K: 0 S: 6	H: 4 LOB: 2 BB: 0 P: 6	R: 0 E: 1 K: 0 S: 3	H: 0 LOB: 0 BB: 0 P: 3	R: 0 E: 0 K: 0 S: 4	H: 1 LOB: 2 BB: 1 P: 8	R: 0 E: 0 K: 1 S: 5	H: 0 LOB: 1 BB: 1 P: 9	R: 0 E: 1 K: 0 S: 3	H: 0 LOB: 0 BB: 0 P: 3	R: 0 E: 0 K: 0 S: 3	H: 0 LOB: 0 BB: 0 P: 3	R: 1 E: 0 K: 0 S: 5	H: 2 LOB: 2 BB: 1 P: 9	R: 0 E: 0 K: 1 S: 5	H: 0 LOB: 0 BB: 0 P: 5	1B: 6 2B: 1 3B: 0 HR: 0	SF: 0 SAC: 0 DP: 2 HBP: 0	WP: 0 PB: 0 SB: 0 CS: 0	PA: 36
<b>PITCHER</b>	IP WLS BF H R ER SO BB IBB HBP BLK WP HR S P ERA WHIP																					
<b>Randy Jones, L</b> ERA: 0.82 (1, 1)	5.0 W 21 5 1 1 2 2 0 0 0 0 0 0 23 31 1.80 1.400																					
<b>Ed Lynch, R</b> ERA: 2.25 (6, 1)	2.2 11 2 1 1 0 1 0 0 0 0 0 0 10 14 3.38 1.125																					
<b>Neil Allen, R</b> ERA: 2.25 (8, 1)	1.1 S 4 0 0 0 1 0 0 0 0 0 0 0 6 6 0.00 0.000																					

Batter	1	2	3	4	5	6	7	8	9	AB	R	H	RBI	BB	SO	LOB	BOTTOM					
<b>Mookie Wilson, S</b> OBP: 0.321, SLG: 0.308 (1, 8)	K		F7		6-3			SH1-4 2B		4	0	1	0	0	1	1	<b>Philadelphia Phillies @ New York Mets</b> Shea Stadium, Flushing, NY Tue Apr 13 1982, 3:33 AM EST Att: 40,845 - Unknown					
<b>Bob Bailor, R</b> OBP: 0.500, SLG: 0.636 (1, 4)	6-3		F8					SH1-4 2B		3	1	1	0	0	0	1						
<b>George Foster, R</b> OBP: 0.444, SLG: 0.650 (1, 7) (9, 7)	6-3									3	2	1	0	1	1	1						
<b>Joel Youngblood, R</b> OBP: 0.250, SLG: 0.375 (9, 7)										0	0	0	0	0	0	0						
<b>Dave Kingman, R</b> OBP: 0.308, SLG: 0.522 (1, 3)										3	2	2	3	1	1	1						
<b>Mike Jorgensen, L</b> OBP: 0.250, SLG: 0.250 (9, 3)										0	0	0	0	0	0	0						
<b>Ellis Valentine, R</b> OBP: 0.286, SLG: 0.286 (1, 9)										4	0	1	0	0	1	3						
<b>John Stearns, R</b> OBP: 0.200, SLG: 0.389 (1, 2)										3	0	0	0	0	2	3						
<b>Hubie Brooks, R</b> OBP: 0.320, SLG: 0.150 (1, 5)										3	0	1	2	1	1	1						
<b>Ron Gardenhire, R</b> OBP: 0.500, SLG: 0.556 (1, 6)										4	0	2	0	0	0	3						
<b>Randy Jones, R</b> ERA: 7.82 (1, 1)										2	0	0	0	0	1	1						
<b>Ed Lynch, R</b> ERA: 7.82 (6, 1)										1	0	0	0	0	1	1						
<b>Neil Allen, R</b> ERA: 7.82 (8, 1)										0	0	0	0	0	0	0						
<b>Inning Stats</b>	R: 0 E: 0 K: 1 S: 5	H: 0 LOB: 0 BB: 0 P: 5	R: 0 E: 0 K: 1 S: 5	H: 0 LOB: 1 BB: 1 P: 9	R: 0 E: 0 K: 1 S: 6	H: 1 LOB: 0 BB: 0 P: 6	R: 2 E: 0 K: 0 S: 6	H: 3 LOB: 1 BB: 0 P: 6	R: 3 E: 0 K: 1 S: 7	H: 2 LOB: 0 BB: 1 P: 11	R: 0 E: 0 K: 3 S: 10	H: 1 LOB: 1 BB: 0 P: 10	R: 0 E: 0 K: 2 S: 8	H: 1 LOB: 1 BB: 0 P: 8	R: 0 E: 0 K: 0 S: 3	H: 1 LOB: 1 BB: 1 P: 7	R: 0 E: 0 K: 0 S: 3	H: 1 LOB: 1 BB: 1 P: 7	1B: 6 2B: 2 3B: 0 HR: 1	SF: 0 SAC: 2 DP: 1 HBP: 0	WP: 0 PB: 0 SB: 0 CS: 0	PA: 35
<b>PITCHER</b>	IP WLS BF H R ER SO BB IBB HBP BLK WP HR S P ERA WHIP																					
<b>Steve Carlton, L</b> ERA: 7.82 (1, 1)	6.0 L 27 7 5 5 7 2 0 0 0 1 0 0 39 47 7.50 1.500																					
<b>Ron Reed, R</b> ERA: 7.82 (7, 1)	2.0 8 2 0 0 2 0 1 0 0 0 0 0 11 15 0.00 1.000																					



Batter	1	2	3	4	5	6	7	8	9	AB	R	H	RBI	BB	SO	LOB	TOP			
<b>Pete Rose, S</b> OBP: 0.167, SLG: 0.167 (1, 3)	4-3		6-3			6-3		F7		4	0	0	0	0	0	1	<b>Philadelphia Phillies @ New York Mets</b> Shea Stadium, Flushing, NY Wed Apr 14 1982, 3:33 AM EST Att: 13,420 - Unknown  <b>AB 31</b> <b>R 1</b> <b>H 7</b> <b>RBI 1</b> <b>BB 1</b> <b>SO 4</b> <b>LOB 12</b>			
<b>Ivan De Jesus, R</b> OBP: 0.291, SLG: 0.150 (1, 6)	1-3			6-3				5-3		4	0	1	0	0	0	0				
<b>Gary Matthews, R</b> OBP: 0.167, SLG: 0.250 (1, 7)	L8			1B				F7		4	0	1	0	0	0	1				
<b>Dick Davis, R</b> OBP: 0.400, SLG: 0.421 (1, 9)		1B						6-3		4	1	2	0	0	0	1				
<b>Len Matuszek, L</b> OBP: 0.500, SLG: 0.600 (1, 5)				1B				6-3		3	0	1	1	1	0	2				
<b>Bob Demier, R</b> OBP: 0.200, SLG: 0.200 (7, PH)										2	0	0	0	0	1	1				
<b>Greg Gross, L</b> OBP: 0.200, SLG: 0.200 (7, 8)	K									1	0	0	0	0	0	1				
<b>Bo Diaz, R</b> OBP: 0.313, SLG: 0.600 (1, 2)	K									3	0	1	0	0	1	2				
<b>Manny Trillo, R</b> OBP: 0.250, SLG: 0.316 (1, 4)										3	0	0	0	0	1	2				
<b>Dick Ruthven, R</b> OBP: 0.500, SLG: 0.500 (7, 1)										2	0	1	0	0	0	1				
<b>Ed Farmer, R</b> OBP: 0.250, SLG: 0.250 (8, PH)										0	0	0	0	0	0	0				
<b>Del Unser, L</b> OBP: 0.250, SLG: 0.250 (8, 1)										1	0	0	0	0	1	0				
<b>Sid Monge, S</b> OBP: 0.250, SLG: 0.250 (8, 1)										0	0	0	0	0	0	0				
<b>Inning Stats</b>	R: 0 E: 0 K: 1 S: 3	H: 0 LOB: 0 BB: 0 P: 3	R: 1 E: 0 K: 2 S: 8	H: 2 LOB: 0 BB: 0 P: 8	R: 0 E: 0 K: 1 S: 5	H: 1 LOB: 0 BB: 0 P: 5	R: 0 E: 0 K: 0 S: 4	H: 2 LOB: 1 BB: 0 P: 4	R: 0 E: 0 K: 0 S: 4	H: 1 LOB: 1 BB: 0 P: 4	R: 0 E: 1 K: 0 S: 3	H: 0 LOB: 1 BB: 1 P: 7	R: 0 E: 0 K: 1 S: 5	H: 0 LOB: 0 BB: 0 P: 5	R: 0 E: 0 K: 0 S: 3	H: 0 LOB: 0 BB: 0 P: 3	1B: 4 2B: 3 3B: 0 HR: 0	SF: 0 SAC: 0 DP: 2 HBP: 0	WP: 0 PB: 0 SB: 1 CS: 2	PA: 32
<b>PITCHER</b> <b>Mike Scott, R</b> ERA: 1.8 (1, 1)	IP: 9.0 WLS: W BF: 32 H: 7 R: 1 ER: 1 SO: 4 BB: 1 IBB: 0 HBP: 0 BLK: 0 WP: 0 HR: 0 S: 39 P: 43 ERA: 1.00 WHIP: 0.889															<b>PITCHER</b> <b>IP: 9.0 WLS: W BF: 32 H: 7 R: 1 ER: 1 SO: 4 BB: 1 IBB: 0 HBP: 0 BLK: 0 WP: 0 HR: 0 S: 39 P: 43 ERA: 1.00 WHIP: 0.889</b>				

Batter	1	2	3	4	5	6	7	8	9	AB	R	H	RBI	BB	SO	LOB	BOTTOM			
<b>Mookie Wilson, S</b> OBP: 0.333, SLG: 0.419 (1, 8)	4-3		F7	HR		6-3		1B		5	2	2	2	0	0	1	<b>Philadelphia Phillies @ New York Mets</b> Shea Stadium, Flushing, NY Wed Apr 14 1982, 3:33 AM EST Att: 13,420 - Unknown  <b>AB 35</b> <b>R 8</b> <b>H 11</b> <b>RBI 8</b> <b>BB 4</b> <b>SO 5</b> <b>LOB 21</b>			
<b>Bob Bailor, R</b> OBP: 0.412, SLG: 0.500 (1, 4)	4-3		F9	6-3		4-3		4-3		5	0	1	0	0	0	1				
<b>George Foster, R</b> OBP: 0.406, SLG: 0.560 (1, 7)			E5					4-3		5	1	1	1	0	1	2				
<b>Joel Youngblood, R</b> OBP: 0.250, SLG: 0.375 (9, 7)	K		BB							0	0	0	0	0	0	0				
<b>Dave Kingman, R</b> OBP: 0.387, SLG: 0.520 (1, 3)		SH2-3								2	1	1	0	2	0	0				
<b>Mike Jorgensen, L</b> OBP: 0.250, SLG: 0.250 (8, PR)		3B	HBP							0	0	0	0	0	0	0				
<b>Ellis Valentine, R</b> OBP: 0.263, SLG: 0.263 (1, 9)	K		F7							5	1	1	0	0	2	8				
<b>John Stearns, R</b> OBP: 0.250, SLG: 0.381 (1, 2)	SH2-3			E5				F9		3	2	1	0	1	0	2				
<b>Hubie Brooks, R</b> OBP: 0.345, SLG: 0.273 (1, 5)				K						2	0	1	2	1	1	1				
<b>Ron Gardenhire, R</b> OBP: 0.500, SLG: 0.545 (1, 6)	5-3			HR						4	1	2	3	0	0	3				
<b>Mike Scott, R</b> OBP: 0.167, SLG: 0.333 (1, 1)										4	0	1	0	0	1	3				
<b>Inning Stats</b>	R: 0 E: 0 K: 1 S: 5	H: 0 LOB: 0 BB: 0 P: 5	R: 1 E: 0 K: 1 S: 6	H: 1 LOB: 1 BB: 0 P: 7	R: 0 E: 1 K: 0 S: 5	H: 1 LOB: 3 BB: 1 P: 9	R: 3 E: 1 K: 2 S: 10	H: 2 LOB: 0 BB: 0 P: 10	R: 1 E: 0 K: 0 S: 5	H: 2 LOB: 2 BB: 1 P: 9	R: 0 E: 0 K: 0 S: 3	H: 0 LOB: 0 BB: 0 P: 3	R: 2 E: 0 K: 0 S: 6	H: 3 LOB: 2 BB: 1 P: 10	R: 1 E: 0 K: 1 S: 7	H: 2 LOB: 2 BB: 1 P: 11	1B: 8 2B: 1 3B: 1 HR: 1	SF: 1 SAC: 1 DP: 0 HBP: 1	WP: 0 PB: 0 SB: 1 CS: 0	PA: 42
<b>PITCHER</b> <b>Dick Ruthven, R</b> ERA: 6.52 (7, 1)	IP: 0.1 WLS: L BF: 3 H: 1 R: 0 ER: 0 SO: 0 BB: 1 IBB: 0 HBP: 0 BLK: 0 WP: 0 HR: 0 S: 2 P: 6 ERA: 6.00 WHIP: 6.000															<b>PITCHER</b> <b>IP: 0.1 WLS: L BF: 3 H: 1 R: 0 ER: 0 SO: 0 BB: 1 IBB: 0 HBP: 0 BLK: 0 WP: 0 HR: 0 S: 2 P: 6 ERA: 6.00 WHIP: 6.000</b>				
<b>PITCHER</b> <b>Ed Farmer, R</b> ERA: 3.0 (8, 1)	IP: 1.0 WLS: 6 BF: 2 H: 1 R: 1 ER: 1 SO: 1 BB: 1 IBB: 0 HBP: 0 BLK: 0 WP: 0 HR: 0 S: 7 P: 11 ERA: 9.00 WHIP: 2.000															<b>PITCHER</b> <b>IP: 1.0 WLS: 6 BF: 2 H: 1 R: 1 ER: 1 SO: 1 BB: 1 IBB: 0 HBP: 0 BLK: 0 WP: 0 HR: 0 S: 7 P: 11 ERA: 9.00 WHIP: 2.000</b>				



Batter	1	2	3	4	5	6	7	8	9	10	11	12	13	AB R H RBI BB SO LOB	TOP													
<b>Pete Rose, S</b> OBP: 0.259, SLG: 0.267 (1.3)	F9		E9	F9					FC6		4-3		FC6-4	6 2 2 0 1 0 4	<b>Philadelphia Phillies @ New York Mets</b> Shea Stadium, Flushing, NY Thu Apr 15 1982, 3:33 AM EST Att. 14,634 - Unknown													
<b>Greg Gross, L</b> OBP: 0.353, SLG: 0.273 (1.8)	G4-6-3		F7		F7				P1		4-3		FC6-4	6 1 2 1 1 0 3														
<b>Gary Matthews, R</b> OBP: 0.194, SLG: 0.267 (1.7)	G4-6-3		K		P4				F7				FC6-4	6 2 1 2 1 1 6														
<b>Dick Davis, R</b> OBP: 0.417, SLG: 0.409 (1.9)														3 0 1 0 1 0 0														
<b>Luis Aguayo, R</b> OBP: 0.353, SLG: 1.333 (7.5)														2 1 1 3 0 0 2														
<b>Len Matuszek, L</b> OBP: 0.233, SLG: 0.233 (7.7)														3 0 0 0 0 0 1														
<b>Gary Matzok, R</b> OBP: 0.273, SLG: 0.241 (7.8)														1 0 0 0 0 0 1														
<b>Ron Reed, R</b> OBP: 0.273, SLG: 0.241 (7.9)														0 0 0 0 0 0 0														
<b>Sparky Lyle, L</b> OBP: 0.273, SLG: 0.241 (8.0)														0 0 0 0 0 0 0														
<b>Ed Farmer, R</b> OBP: 0.273, SLG: 0.241 (8.1)														1 0 0 0 0 0 1														
<b>Del Unser, L</b> OBP: 0.273, SLG: 0.241 (8.2)														0 0 0 0 0 0 0														
<b>Sid Monge, S</b> OBP: 0.273, SLG: 0.241 (8.3)														0 0 0 0 0 0 0														
<b>Warren Brusstar, R</b> OBP: 0.273, SLG: 0.241 (8.4)														1 0 0 0 0 0 0														
<b>Bo Diaz, R</b> OBP: 0.318, SLG: 0.500 (1.2)														5 1 1 1 1 1 0														
<b>Ivan De Jesus, R</b> OBP: 0.345, SLG: 0.240 (1.6)														5 0 3 0 1 0 2														
<b>Manny Trillo, R</b> OBP: 0.269, SLG: 0.292 (1.4)														5 1 1 0 1 2 3														
<b>Larry Christenson, R</b> OBP: 0.250, SLG: 0.250 (7.9)														2 0 0 0 0 0 2														
<b>George Yulevich, L</b> OBP: 0.250, SLG: 0.250 (7.9)														3 0 1 0 0 0 0														
<b>Inning Stats</b>	R: 0 E: 0 K: 0 S: 3	H: 1 LOB: 0 BB: 0 P: 3	R: 0 E: 0 K: 0 S: 4	H: 2 LOB: 1 BB: 1 P: 8	R: 0 E: 1 K: 1 S: 6	H: 1 LOB: 1 BB: 0 P: 6	R: 1 E: 2 K: 2 S: 5	H: 0 LOB: 3 BB: 2 P: 13	R: 0 E: 0 K: 0 S: 3	H: 1 LOB: 0 BB: 0 P: 3	R: 2 E: 0 K: 2 S: 10	H: 3 LOB: 2 BB: 1 P: 14	R: 0 E: 0 K: 1 S: 5	H: 0 LOB: 0 BB: 0 P: 5	R: 0 E: 1 K: 0 S: 5	H: 1 LOB: 2 BB: 0 P: 5	R: 0 E: 0 K: 2 S: 8	H: 1 LOB: 1 BB: 0 P: 8	R: 0 E: 0 K: 0 S: 3	H: 0 LOB: 0 BB: 0 P: 3	R: 1 E: 0 K: 0 S: 3	H: 1 LOB: 1 BB: 2 P: 11	R: 4 E: 0 K: 1 S: 7	H: 2 LOB: 0 BB: 0 P: 15	1B: 10 2B: 1 3B: 1 HR: 1	SF: 0 SAC: 2 DP: 3 HBP: 0	WP: 0 PB: 0 SB: 0 CS: 1	PA: 60
<b>PITCHER</b>	IP WLS BF H R ER SO BB IBB HBP BLK WP HR S P ERA WHIP																											
<b>Pat Zachry, R</b> ERA: 2.45 (1.1)	6.2	31	8	3	2	2	4	0	0	0	0	0	0	0	0	8	8	0.00	0.000									
<b>Jesse Orosco, L</b> ERA: (7.1)	1.1	4	0	0	0	2	0	0	0	0	0	0	0	0	0	0	13	13	0.00	1.000								
<b>Neil Allen, R</b> ERA: 1.5 (8.1)	2.0	9	2	0	0	2	0	0	0	0	0	0	0	0	0	13	13	0.00	1.000									
<b>Charlie Puleo, R</b> ERA: 9.45 (11.1)	3.0	L 15	3	5	5	1	2	2	0	0	0	0	0	1	13	29	15.00	1.667										

Batter	1	2	3	4	5	6	7	8	9	10	11	12	13	AB R H RBI BB SO LOB	BOTTOM											
<b>Mookie Wilson, S</b> OBP: 0.350, SLG: 0.500 (1.8)	K		K									F9		5 1 2 2 1 2 2	<b>Philadelphia Phillies @ New York Mets</b> Shea Stadium, Flushing, NY Thu Apr 15 1982, 3:33 AM EST Att. 14,634 - Unknown											
<b>Wally Backman, S</b> OBP: 0.353, SLG: 0.467 (1.4)	K		K									FC6-4		3 0 0 0 0 0 3 0												
<b>Tom Verzyer, R</b> OBP: 1.000, SLG: 1.000 (7.4)	K		K											0 0 0 0 0 0 0 0												
<b>Bob Bailor, R</b> OBP: 0.350, SLG: 0.421 (8.9)														3 0 0 0 0 0 0 4												
<b>George Foster, R</b> OBP: 0.395, SLG: 0.500 (1.7)														5 0 1 0 1 1 0												
<b>Dave Kingman, R</b> OBP: 0.351, SLG: 0.452 (1.3)														6 0 1 0 0 1 2												
<b>Joel Youngblood, R</b> OBP: 0.286, SLG: 0.357 (1.9)														6 0 2 0 0 3 1												
<b>John Stearns, R</b> OBP: 0.300, SLG: 0.481 (1.2)														6 2 3 0 0 2 3												
<b>Hubie Brooks, R</b> OBP: 0.362, SLG: 0.280 (1.5)														3 1 1 1 1 0 2												
<b>Ron Gardenhire, R</b> OBP: 0.467, SLG: 0.500 (1.6)														4 0 1 0 0 0 4												
<b>Pat Zachry, R</b> ERA: 2.03 (7.1)														2 0 0 0 0 0 1 0												
<b>Ron Reed, R</b> ERA: 1.42 (8.1)														0 0 0 0 0 0 1												
<b>Sparky Lyle, L</b> ERA: 27.0 (8.1)														1 0 0 0 0 0 0												
<b>Ed Farmer, R</b> ERA: (12.1)														0 0 0 0 0 0 0												
<b>Sid Monge, L</b> ERA: 4.91 (12.1)														0 0 0 0 0 0 0												
<b>Inning Stats</b>	R: 0 E: 0 K: 3 S: 9	H: 0 LOB: 1 BB: 1 P: 13	R: 1 E: 0 K: 0 S: 4	H: 3 LOB: 0 BB: 0 P: 4	R: 0 E: 0 K: 2 S: 7	H: 0 LOB: 0 BB: 0 P: 7	R: 0 E: 0 K: 2 S: 3	H: 0 LOB: 0 BB: 0 P: 3	R: 0 E: 0 K: 0 S: 3	H: 1 LOB: 0 BB: 0 P: 3	R: 1 E: 0 K: 2 S: 8	H: 1 LOB: 1 BB: 0 P: 8	R: 0 E: 0 K: 2 S: 7	H: 0 LOB: 0 BB: 0 P: 7	R: 0 E: 0 K: 1 S: 4	H: 0 LOB: 0 BB: 1 P: 9	R: 0 E: 0 K: 2 S: 8	H: 0 LOB: 0 BB: 0 P: 7	R: 0 E: 1 K: 0 S: 6	H: 2 LOB: 2 BB: 0 P: 6	R: 0 E: 0 K: 2 S: 8	H: 1 LOB: 1 BB: 0 P: 8	1B: 8 2B: 3 3B: 0 HR: 1	SF: 0 SAC: 2 DP: 3 HBP: 1	WP: 1 PB: 0 SB: 0 CS: 1	PA: 51
<b>PITCHER</b>	IP WLS BF H R ER SO BB IBB HBP BLK WP HR S P ERA WHIP																									
<b>Larry Christenson, R</b> ERA: 2.03 (7.1)	6.0	21	5	2	2	7	1	0	0	0	0	0	0	0	0	8	9	3.00	1.000							
<b>Ron Reed, R</b> ERA: 1.42 (8.1)	1.1	5	0	1	1	2	0	0	0	0	0	0	0	0	0	2	2	0.00	3.000							
<b>Sparky Lyle, L</b> ERA: 27.0 (8.1)	0.1	2	1	0	0	0	0	0	0	0	0	0	0	0	0	17	25	0.00	0.900							
<b>Ed Farmer, R</b> ERA: (12.1)	3.1	13	2	0	0	3	1	1	0	0	0	0	0	1	0	5	5	13.50	3.000							
<b>Warren Brusstar, R</b> ERA: 10.8 (12.1)	1.1	W 5	1	0	0	2	0	0	0	0	0	0	0	0	0	9	9	0.00	0.750							

Philadelphia Phillies @ New York Mets  
 Shea Stadium, Flushing, NY  
 Thu Apr 15 1982, 3:33 AM EST  
 Att. 14,634 - Unknown

AB 49  
 R 8  
 H 13  
 RBI 7  
 BB 8  
 SO 7  
 LOB 25

Philadelphia Phillies @ New York Mets  
 Shea Stadium, Flushing, NY  
 Thu Apr 15 1982, 3:33 AM EST  
 Att. 14,634 - Unknown

AB 45  
 R 4  
 H 11  
 RBI 3  
 BB 3  
 SO 14  
 LOB 19





Batter	1	2	3	4	5	6	7	8	9	AB	R	H	RBI	BB	SO	LOB	TOP										
<b>Pete Rose, S</b> OBP: 0.200, SLG: 0.235 (1, 3)	0-0 4-3		0-0 F8		0-0 P6		0-0 L9			4	0	0	0	0	0	3	<b>Philadelphia Phillies @ St. Louis Cardinals</b> <b>Busch Stadium, St. Louis, MO</b> Fri Apr 16 1982, 6:05 PM CST Att: 15,003 - Unknown										
<b>Greg Gross, L</b> OBP: 0.250, SLG: 0.200 (1, 8)	0-0 L8		0-0 F8			0-0 3-1		0-0 G1		4	0	0	0	0	0	0											
<b>Gary Matthews, R</b> OBP: 0.200, SLG: 0.265 (1, 7)	0-0 L9		0-0 6-3			0-0 1B		0-0 F3		4	0	1	0	0	0	0											
<b>Dick Davis, R</b> OBP: 0.357, SLG: 0.346 (1, 9)		0-0 G3		0-0 6-3		0-0 F9		0-3 K		4	0	0	0	0	1	1											
<b>Len Matuszek, L</b> OBP: 0.333, SLG: 0.300 (1, 5)		1-0 E		0-3 K		0-0 L8			0-3 K	2	1	0	0	0	1	1											
<b>Luis Aguayo, R</b> OBP: 0.333, SLG: 1.333 (9, PH)		HBP								0	0	0	0	0	0	0											
<b>George Vukovich, L</b> OBP: 0.222, SLG: 0.222 (9, PH)										1	0	0	0	0	1	0											
<b>Bo Diaz, R</b> OBP: 0.308, SLG: 0.500 (1, 2)		0-0 E7 1B		0-0 F7				0-0 3-1		4	1	1	1	0	1	0											
<b>Ivan De Jesus, R</b> OBP: 0.394, SLG: 0.345 (1, 6)		0-0 BLK 1B			0-0 3-1 2B		0-0 3-1 1B		0-0 6-3	4	0	3	1	0	0	0											
<b>Manny Trillo, R</b> OBP: 0.276, SLG: 0.296 (1, 4)		0-3 K		0-0 3-1 2B		0-0 3-1 1B				3	0	1	0	0	1	2											
<b>Mike Krukow, R</b> (5, PH)		0-3 K			0-0 F5		0-0 F3			1	0	0	0	0	1	1											
<b>Del Unser, L</b> (5, PH)										1	0	0	0	0	1	1											
<b>Sid Monge, S</b> (7, PH)										0	0	0	0	0	0	0											
<b>Garry Maddox, R</b> OBP: 0.227, SLG: 0.400 (7, PH)										1	0	0	0	0	0	2											
<b>Sparky Lyle, L</b> (7, 1)										0	0	0	0	0	0	0											
<b>Inning Stats</b>	R: 0 E: 0 K: 0 S: 3	H: 0 LOB: 0 BB: 0 P: 3	R: 2 E: 1 K: 2 S: 9	H: 2 LOB: 1 BB: 0 P: 10	R: 0 E: 0 K: 1 S: 3	H: 0 LOB: 0 BB: 0 P: 3	R: 0 E: 0 K: 1 S: 5	H: 0 LOB: 0 BB: 0 P: 5	R: 0 E: 0 K: 0 S: 4	H: 1 LOB: 1 BB: 0 P: 4	R: 0 E: 0 K: 0 S: 4	H: 1 LOB: 1 BB: 0 P: 4	R: 0 E: 0 K: 0 S: 5	H: 2 LOB: 2 BB: 0 P: 5	R: 0 E: 0 K: 1 S: 5	H: 0 LOB: 0 BB: 0 P: 7	R: 0 E: 0 K: 2 S: 7	H: 0 LOB: 0 BB: 0 P: 7	1B: 4 2B: 2 3B: 0 HR: 0	SF: 0 SAC: 0 DP: 0 HBP: 1	WP: 0 PB: 0 SB: 0 CS: 0	PA: 34					
<b>PITCHER</b>	IP	WLS	BF	H	R	ER	SO	BB	IBB	HBP	BLK	WP	HR	S	P	ERA	WHIP										
<b>Bob Forsch, R</b> ERA: 3.22	7.0	W	28	6	2	2	3	0	0	1	1	0	0	33	34	2.57	0.857										
<b>Bruce Sutter, R</b> ERA: 3.18	2.0	S	6	0	0	0	3	0	0	0	0	0	0	12	12	0.00	0.000										

Batter	1	2	3	4	5	6	7	8	9	AB	R	H	RBI	BB	SO	LOB	BOTTOM										
<b>Lonnie Smith, R</b> OBP: 0.396, SLG: 0.524 (1, 8)	0-0 SF9 3B		0-0 F3		0-0 S 1B		0-0 P6	0-3 K		5	1	2	0	0	1	3	<b>Philadelphia Phillies @ St. Louis Cardinals</b> <b>Busch Stadium, St. Louis, MO</b> Fri Apr 16 1982, 6:05 PM CST Att: 15,003 - Unknown										
<b>Tom Herr, S</b> OBP: 0.319, SLG: 0.405 (1, 4)	0-0 SF9		0-0 1-3	0-0 4-3		0-0 4-3				3	0	0	1	0	0	4											
<b>Keith Hernandez, L</b> OBP: 0.532, SLG: 0.568 (1, 3)	0-0 3B 1B		0-0 4-3		0-0 S BB		0-0 2B			3	1	2	0	1	0	0											
<b>Darrell Porter, L</b> OBP: 0.333, SLG: 0.553 (1, 2)	0-0 1H 3B		0-0 1B 2B		0-3 K		0-0 F7			4	1	2	1	0	1	2											
<b>George Hendrick, R</b> OBP: 0.387, SLG: 0.654 (1, 9)	1-0 G4-6-3 HBP		0-0 1B		0-0 P5		4-0 IBB			2	0	1	1	1	0	1											
<b>Dane Iorg, L</b> OBP: 0.269, SLG: 0.261 (1, 7)	0-0 G4-6-3		0-0 1-3		0-0 P3		0-0 F8			2	0	0	0	0	0	3											
<b>David Green, R</b> OBP: 0.333, SLG: 0.429 (5, PH)	1-2 G4-6-3		0-0 1-3		0-0 P3		0-0 F8			2	0	0	0	0	0	3											
<b>Julio Gonzalez, R</b> OBP: 0.333, SLG: 0.500 (8, 1)		0-0 FC3-6 1B		0-3 K		0-0 F8	0-0 F9			4	0	1	0	0	1	2											
<b>Ozzie Smith, S</b> OBP: 0.375, SLG: 0.432 (1, 6)		0-0 FC3-6 SH3-4		0-0 5-3		0-0 1B 2B		0-3 K		4	0	1	0	0	1	1											
<b>Bob Forsch, R</b> OBP: 0.500, SLG: 0.700 (8, 5)		0-0 SH3-4		0-0 1B 2B		0-0 1B		0-0 1-3		2	0	2	0	0	0	0											
<b>Mike Ramsey, S</b> OBP: 0.364, SLG: 0.400 (8, 5)										1	0	0	0	0	0	0											
<b>Inning Stats</b>	R: 2 E: 0 K: 0 S: 5	H: 3 LOB: 1 BB: 0 P: 6	R: 0 E: 0 K: 0 S: 4	H: 1 LOB: 1 BB: 0 P: 4	R: 1 E: 0 K: 0 S: 5	H: 2 LOB: 1 BB: 0 P: 5	R: 0 E: 0 K: 1 S: 7	H: 2 LOB: 2 BB: 0 P: 7	R: 0 E: 0 K: 1 S: 5	H: 0 LOB: 1 BB: 1 P: 9	R: 0 E: 0 K: 0 S: 5	H: 2 LOB: 2 BB: 0 P: 5	R: 0 E: 0 K: 0 S: 4	H: 1 LOB: 2 BB: 1 P: 8	R: 0 E: 0 K: 2 S: 7	H: 0 LOB: 0 BB: 0 P: 7		1B: 5 2B: 4 3B: 2 HR: 0	SF: 1 SAC: 1 DP: 1 HBP: 1	WP: 0 PB: 0 SB: 2 CS: 0	PA: 37						
<b>PITCHER</b>	IP	WLS	BF	H	R	ER	SO	BB	IBB	HBP	BLK	WP	HR	S	P	ERA		WHIP									
<b>Mike Krukow, R</b> ERA: 2.08	4.0	L	20	8	3	3	1	0	0	1	0	0	0	21	22	6.75	2.000										
<b>Sid Monge, L</b> ERA: 3.18	2.0		9	2	0	0	1	1	0	0	0	0	0	10	14	0.00	1.500										
<b>Sparky Lyle, L</b> ERA: 9.0	2.0		8	1	0	0	2	0	1	0	0	0	0	11	15	0.00	0.500										





Batter	1	2	3	4	5	6	7	8	9	AB	R	H	RBI	BB	SO	LOB	TOP			
<b>Pete Rose, S</b> OBP: 0.205, SLG: 0.237 (1, 3)	0-0 4-3		0-0 1B			0-0 6-3			0-0 4-3	4	0	1	0	0	0	0	<b>Philadelphia Phillies @ St. Louis Cardinals</b> <b>Busch Stadium, St. Louis, MO</b> Sat Apr 17 1982, 3:33 AM CST Att: 17,457 - Unknown			
<b>Ivan De Jesus, R</b> OBP: 0.351, SLG: 0.303 (1, 6)	0-3 K		0-0 F8			0-0 4-3			0-0 4-3	4	0	0	0	0	1	1				
<b>Gary Matthews, R</b> OBP: 0.205, SLG: 0.289 (1, 7)	0-0 F8			0-0 F8					0-0 L9	4	0	1	0	0	0	0				
<b>Dick Davis, R</b> OBP: 0.355, SLG: 0.414 (1, 9)		0-0 3B		0-0 P4					0-0 5-3	3	0	1	0	0	0	1				
<b>Dave Roberts, R</b> OBP: 0.286, SLG: 0.167 <b>Len Matuszek, L</b> OBP: 0.308, SLG: 0.273 (7, PH) (7, 5)		0-3 K		0-3 K					0-3 K	2	0	0	0	0	2	1				
<b>Gary Maddox, R</b> OBP: 0.200, SLG: 0.348 (1, 8)		0-0 1-3			0-0 5-3				0-0 F3	3	0	0	0	0	0	2				
<b>Bo Diaz, R</b> OBP: 0.276, SLG: 0.444 (1, 2)		0-3 K			0-3 K				0-0 5-3	3	0	0	0	0	2	1				
<b>Manny Trillo, R</b> OBP: 0.250, SLG: 0.267 (1, 4)			0-0 6-3		0-0 F8				0-3 K	3	0	0	0	0	1	0				
<b>Steve Carlton, L</b> (1, 1)			0-0 5-3			0-0 P6			0-0 F8	1	0	0	0	0	0	0				
<b>Greg Gross, L</b> OBP: 0.235, SLG: 0.188 <b>Ron Reed, R</b> (6, PH) (6, 1)				0-0 5-3						1	0	0	0	0	0	0				
<b>George Vukovich, L</b> OBP: 0.200, SLG: 0.200 <b>Warren Brusstar, R</b> (8, 1)										0	0	0	0	0	0	0				
<b>Inning Stats</b>	R: 0 E: 0 K: 1 S: 5	H: 0 LOB: 0 BB: 0 P: 5	R: 0 E: 0 K: 2 S: 8	H: 1 LOB: 1 BB: 0 P: 8	R: 0 E: 0 K: 0 S: 4	H: 1 LOB: 1 BB: 0 P: 4	R: 0 E: 0 K: 1 S: 5	H: 0 LOB: 0 BB: 0 P: 5	R: 0 E: 0 K: 0 S: 3	H: 0 LOB: 0 BB: 0 P: 3	R: 0 E: 0 K: 1 S: 6	H: 1 LOB: 1 BB: 0 P: 6	R: 0 E: 0 K: 1 S: 5	H: 0 LOB: 0 BB: 0 P: 5	R: 0 E: 0 K: 0 S: 3	H: 0 LOB: 0 BB: 0 P: 3		1B: 1 2B: 1 3B: 1 HR: 0	SF: 0 SAC: 0 DP: 0 HBP: 0	WP: 0 PB: 0 SB: 0 CS: 0
<b>PITCHER</b> <b>Joaquin Andujar, R</b> ERA: 1.08 (1, 1)	IP: 9.0 WLS: W BF: 30 H: 3 R: 0 ER: 0 SO: 7 BB: 0 IBB: 0 HBP: 0 BLK: 0 WP: 0 HR: 0 S: 44 P: 44 ERA: 0.00 WHIP: 0.333																			

Batter	1	2	3	4	5	6	7	8	9	AB	R	H	RBI	BB	SO	LOB	BOTTOM				
<b>Lonnie Smith, R</b> OBP: 0.404, SLG: 0.533 (1, 8) (6, 7)	0-0 SF9 2B	4-0 FC5-4 BB		0-0 F8		0-0 FC1-6				3	1	1	1	1	0	1	<b>Philadelphia Phillies @ St. Louis Cardinals</b> <b>Busch Stadium, St. Louis, MO</b> Sat Apr 17 1982, 3:33 AM CST Att: 17,457 - Unknown				
<b>Tom Herr, S</b> OBP: 0.333, SLG: 0.400 (1, 4)	4-0 SF9 S BB	0-0 FC5-4 1B		0-3 K			0-0 6-3 5-3 1B			3	2	1	1	1	1	2					
<b>Keith Hernandez, L</b> OBP: 0.510, SLG: 0.537 (1, 7) (6, 3)	0-3 K	0-0 L6			0-0 G6-4-3 1B		0-0 5-3			4	0	1	0	0	1	5					
<b>George Hendrick, R</b> OBP: 0.371, SLG: 0.621 <b>Tito Landrum, R</b> (8, 9)	0-0 SF9	0-0 1B			0-0 G6-4-3		0-0 6-3			3	0	1	2	0	0	2					
<b>Gene Tenace, R</b> OBP: 0.667, SLG: 0.500 <b>David Green, R</b> OBP: 0.364, SLG: 0.455 (5, PR) (6, 8)	4-0 S BB	0-0 F7			0-0 FC6-4 1B		0-0 1B			2	0	1	0	1	0	2					
<b>Julio Gonzalez, R</b> OBP: 0.273, SLG: 0.409 (1, 5)	0-3 K		0-0 F7		0-0 FC6-4		0-0 5-3			4	0	0	0	0	1	3					
<b>Darrell Porter, L</b> OBP: 0.326, SLG: 0.524 (1, 2)		0-0 1B BB 1B		0-3 K		0-3 K			0-0 1-3	4	1	1	0	0	2	0					
<b>Ozzie Smith, S</b> OBP: 0.364, SLG: 0.415 (1, 6)		0-0 BB 1B FC5-4 1B		0-0 5-3			0-0 6-3		0-0 4-3	4	1	1	0	0	0	0					
<b>Joaquin Andujar, S</b> OBP: 0.273, SLG: 0.273 (1, 1)		0-0 FC5-4 BB 1B		0-0 P4		0-0 FC1-6 1B			0-3 K	4	1	2	0	0	1	0					
<b>Inning Stats</b>	R: 2 E: 0 K: 2 S: 8	H: 1 LOB: 1 BB: 2 P: 16	R: 3 E: 0 K: 0 S: 7	H: 4 LOB: 2 BB: 1 P: 11	R: 0 E: 0 K: 1 S: 5	H: 0 LOB: 0 BB: 0 P: 5	R: 0 E: 0 K: 1 S: 5	H: 0 LOB: 0 BB: 0 P: 5	R: 0 E: 0 K: 0 S: 4	H: 2 LOB: 1 BB: 0 P: 4	R: 0 E: 0 K: 1 S: 6	H: 1 LOB: 1 BB: 0 P: 6	R: 1 E: 0 K: 0 S: 5	H: 2 LOB: 1 BB: 0 P: 5	R: 0 E: 0 K: 1 S: 5	H: 0 LOB: 0 BB: 0 P: 5		1B: 9 2B: 1 3B: 0 HR: 0	SF: 1 SAC: 0 DP: 1 HBP: 0	WP: 0 PB: 0 SB: 4 CS: 0	PA: 36
<b>PITCHER</b> <b>Steve Carlton, L</b> ERA: 8.15 <b>Ron Reed, R</b> ERA: 2.16 <b>Warren Brusstar, R</b> ERA: 8.31 (1, 1) (6, 1) (8, 1)	IP: 5.0 WLS: L BF: 24 H: 7 R: 5 ER: 5 SO: 4 BB: 3 IBB: 0 HBP: 0 BLK: 0 WP: 0 HR: 0 S: 29 P: 41 ERA: 9.00 WHIP: 2.000																				









Batter	1	2	3	4	5	6	7	8	9	AB	R	H	RBI	BB	SO	LOB	TOP	
<b>Pete Rose, S</b> OBP: 0.250, SLG: 0.326 (1, 3)										4	1	1	0	0	0	0	<b>Philadelphia Phillies @ Montreal Expos</b> Olympic Stadium, Montreal, QB Mon Apr 19 1982, 3:33 AM EST Att: 10,102 - Unknown	
<b>Ivan De Jesus, R</b> OBP: 0.340, SLG: 0.293 (1, 6)										4	0	0	0	0	0	1		
<b>Gary Matthews, R</b> OBP: 0.245, SLG: 0.298 (1, 7)										4	1	2	1	0	1	0		
<b>George Vukovich, L</b> OBP: 0.214, SLG: 0.214 (1, 9)										4	0	1	0	0	1	1		
<b>Len Matuszek, L</b> OBP: 0.250, SLG: 0.222 (1, 5)										3	0	0	0	0	2	2		
<b>Luis Aguayo, R</b> OBP: 0.250, SLG: 1.000 (7, 5)										1	0	0	0	0	1	0		
<b>Bo Diaz, R</b> OBP: 0.316, SLG: 0.556 (1, 2)										4	0	2	1	0	1	0		
<b>Bob Dernier, R</b> (1, 8)										4	0	0	0	0	0	3		
<b>Manny Trillo, R</b> OBP: 0.256, SLG: 0.250 (1, 4)										2	0	0	0	1	0	0		
<b>Larry Christenson, R</b> (1, 1)										3	0	0	0	0	2	2		
<b>Ed Farmer, R</b> (9, 1)										0	0	0	0	0	0	0		
<b>Inning Stats</b>	R: 2 H: 4 E: 0 K: 1 S: 9	H: 4 LOB: 2 BB: 0 P: 9	R: 0 H: 0 E: 0 K: 1 S: 5	H: 0 LOB: 0 BB: 0 P: 5	R: 0 H: 0 E: 0 K: 2 S: 7	H: 0 LOB: 0 BB: 0 P: 7	R: 0 H: 0 E: 0 K: 0 S: 3	H: 0 LOB: 0 BB: 0 P: 3	R: 0 H: 1 E: 0 K: 1 S: 6	H: 1 LOB: 2 BB: 1 P: 10	R: 0 H: 1 E: 0 K: 0 S: 4	H: 1 LOB: 1 BB: 0 P: 4	R: 0 H: 0 E: 0 K: 1 S: 5	H: 0 LOB: 0 BB: 0 P: 5	1B: 4 2B: 1 3B: 1 HR: 0	SF: 0 SAC: 0 DP: 0 HBP: 0	WP: 0 PB: 0 SB: 1 CS: 0	PA: 34
<b>PITCHER</b> <b>Scott Sanderson, R</b> ERA: 1.2 (1, 1)	IP: 9.0 WLS: L BF: 34 H: 6 R: 2 ER: 2 SO: 8 BB: 0 IBB: 1 HBP: 0 BLK: 0 WP: 0 HR: 0 S: 49 P: 53 ERA: 2.00 WHIP: 0.667																	

Batter	1	2	3	4	5	6	7	8	9	AB	R	H	RBI	BB	SO	LOB	BOTTOM			
<b>Tim Raines, S</b> OBP: 0.300, SLG: 0.324 (1, 7)										3	0	0	0	0	0	1	<b>Philadelphia Phillies @ Montreal Expos</b> Olympic Stadium, Montreal, QB Mon Apr 19 1982, 3:33 AM EST Att: 10,102 - Unknown			
<b>Rowland Office, L</b> OBP: 0.500, SLG: 1.000 (8, 7)										1	0	1	0	0	0	0				
<b>Rodney Scott, S</b> OBP: 0.294, SLG: 0.250 (1, 4)										3	0	1	0	0	0	1				
<b>Jerry White, S</b> OBP: 0.333, SLG: 1.000 (9, PH)										1	0	0	0	0	0	1				
<b>Andre Dawson, R</b> OBP: 0.256, SLG: 0.361 (1, 8)										4	0	0	0	0	1	2				
<b>Al Oliver, L</b> OBP: 0.324, SLG: 0.438 (1, 3)										3	0	0	0	0	1	1				
<b>Gary Carter, R</b> OBP: 0.378, SLG: 0.563 (1, 2)										3	0	0	0	0	0	0				
<b>Warren Cromartie, L</b> OBP: 0.378, SLG: 0.559 (1, 9)										3	0	1	0	0	1	0				
<b>Brad Mills, L</b> OBP: 0.286, SLG: 0.286 (1, 5)										3	0	0	0	0	1	1				
<b>Chris Speier, R</b> OBP: 0.152, SLG: 0.172 (1, 6)										2	0	0	0	0	0	0				
<b>Terry Francona, L</b> (8, PH)										1	0	0	0	0	0	0				
<b>Frank Taveras, R</b> (9, 6)										0	0	0	0	0	0	0				
<b>Scott Sanderson, R</b> OBP: 0.500, SLG: 0.333 (1, 1)										1	0	0	0	1	0	0				
<b>Wallace Johnson, S</b> OBP: 0.333, SLG: 0.364 (9, PH)										1	0	0	0	0	0	0				
<b>Inning Stats</b>	R: 0 H: 1 E: 0 K: 1 S: 6	H: 1 LOB: 1 BB: 0 P: 6	R: 0 H: 1 E: 0 K: 0 S: 3	H: 1 LOB: 0 BB: 0 P: 3	R: 0 H: 0 E: 0 K: 0 S: 3	H: 0 LOB: 0 BB: 0 P: 3	R: 0 H: 0 E: 0 K: 2 S: 7	H: 0 LOB: 0 BB: 0 P: 7	R: 0 H: 0 E: 0 K: 0 S: 3	H: 0 LOB: 1 BB: 1 P: 7	R: 0 H: 0 E: 0 K: 1 S: 5	H: 0 LOB: 0 BB: 0 P: 5	R: 0 H: 0 E: 0 K: 0 S: 3	H: 0 LOB: 1 BB: 0 P: 3	R: 0 H: 1 E: 0 K: 0 S: 4	H: 1 LOB: 1 BB: 0 P: 4	1B: 2 2B: 1 3B: 0 HR: 0	SF: 0 SAC: 0 DP: 1 HBP: 0	WP: 0 PB: 0 SB: 0 CS: 0	PA: 30
<b>PITCHER</b> <b>Larry Christenson, R</b> ERA: 1.64 (1, 1)	IP: 0.2 WLS: S BF: 2 H: 0 R: 0 ER: 0 SO: 0 BB: 0 IBB: 0 HBP: 0 BLK: 0 WP: 0 HR: 0 S: 35 P: 39 ERA: 0.00 WHIP: 0.000																			



Batter	1	2	3	4	5	6	7	8	9	AB	R	H	RBI	BB	SO	LOB	TOP																										
<b>Pete Rose, S</b> OBP: 0.283, SLG: 0.340 (1, 3)	0-0 WP 5-3 1B		0-3 K		0-0 6-3		0-0 1B		4-0 1B BB	4	1	2	0	1	1	1	<b>Philadelphia Phillies @ Montreal Expos</b> <b>Olympic Stadium, Montreal, QB</b> Wed Apr 21 1982, 3:33 AM EST Att: 6,448 - Unknown  <b>AB 37</b> <b>R 2</b> <b>H 10</b> <b>RBI 2</b> <b>BB 3</b> <b>SO 8</b> <b>LOB 20</b>																										
<b>Ivan De Jesus, R</b> OBP: 0.340, SLG: 0.279 (1, 6)	0-0 5-3		4-0 1B		0-3 K		0-0 1B		0-0 1B	2	0	0	0	1	1	1																											
<b>Greg Gross, L</b> OBP: 0.350, SLG: 0.316 (7, PH)	0-0 5-3		1-2 1B		0-3 K		0-0 1B		0-0 1B	1	0	1	1	0	0	0																											
<b>Luis Aguayo, R</b> OBP: 0.250, SLG: 1.000 (7, 6)	1-2		1-2 BB		0-3 K		1-2 2-3 3-H 1B		1-2 1B	0	0	0	0	0	0	0																											
<b>Garry Maddox, R</b> OBP: 0.226, SLG: 0.321 (9, PH)	0-0 5-3		1-2 1B		0-3 K		0-3 1B		0-3 1B	1	0	1	0	0	0	0																											
<b>Gary Matthews, R</b> OBP: 0.259, SLG: 0.308 (1, 7)	0-0 5-3		1-2 2-3 1B		0-0 K		4-3 S 1B		0-3 K	5	0	2	1	0	2	5																											
<b>George Vukovich, L</b> OBP: 0.167, SLG: 0.167 (7, 1)	0-0 1-3		0-0 5-3		0-0 K		0-0 4-3		0-3 K	4	0	0	0	0	0	7																											
<b>Dick Davis, R</b> OBP: 0.351, SLG: 0.400 (9, PH)	0-0 1-3		0-0 5-3		0-0 K		1-3		0-3 K	0	0	0	0	0	0	0																											
<b>Len Matuszek, L</b> OBP: 0.208, SLG: 0.182 (8, 5)		0-0 F7		0-3 K		0-0 F2		0-0 1-3		4	0	0	0	0	1	1																											
<b>Bo Diaz, R</b> OBP: 0.286, SLG: 0.500 (1, 2)		0-0 F7		0-0 6-3		0-0 L7		0-0 F2		4	0	0	0	0	0	1																											
<b>Bob Demier, R</b> OBP: 0.200, SLG: 0.200 (1, 8)		0-0 6-3		0-0 S 1B			0-0 P5		0-0 1B	4	0	2	0	0	0	0																											
<b>Manny Trillo, R</b> OBP: 0.256, SLG: 0.250 (1, 4)			0-3 K		0-0 5-3		0-0 1B BB 1B		0-0 F8	4	1	1	0	0	1	2																											
<b>Steve Carlton, L</b> OBP: 0.143, SLG: 0.143 (7, PH)			0-0 1B BB 1B		0-3 K		4-0 1B 1B BB		0-0 F2	2	0	1	0	0	1	0																											
<b>Del Unser, L</b> (7, 9)										1	0	0	0	1	0	0																											
<b>Inning Stats</b>	R: 1 E: 0 K: 0 S: 4	H: 1 LOB: 0 BB: 0 P: 4	R: 0 E: 0 K: 0 S: 3	H: 0 LOB: 0 BB: 0 P: 3	R: 0 E: 0 K: 2 S: 9	H: 2 LOB: 3 BB: 1 P: 13	R: 0 E: 0 K: 1 S: 6	H: 1 LOB: 1 BB: 0 P: 6	R: 0 E: 0 K: 2 S: 7	H: 0 LOB: 0 BB: 0 P: 7	R: 0 E: 0 K: 0 S: 4	H: 1 LOB: 1 BB: 0 P: 4	R: 1 E: 0 K: 1 S: 8	H: 3 LOB: 3 BB: 1 P: 12	R: 0 E: 0 K: 0 S: 4	H: 1 LOB: 1 BB: 0 P: 4	R: 0 E: 0 K: 2 S: 8	H: 1 LOB: 2 BB: 1 P: 12	1B: 10 2B: 0 3B: 0 HR: 0	SF: 0 SAC: 0 DP: 0 HBP: 0	WP: 1 PB: 0 SB: 2 CS: 0	PA: 40																					
<b>PITCHER</b>	IP	WLS	BF	H	R	ER	SO	BB	IBB	HBP	BLK	WP	HR	S	P	ERA	WHIP	<b>PITCHER</b>								IP	WLS	BF	H	R	ER	SO	BB	IBB	HBP	BLK	WP	HR	S	P	ERA	WHIP	
<b>Steve Rogers, R</b> ERA: 1.73	(1, 1)	8.1	W	38	10	2	2	6	3	0	0	0	0	0	47	59	2.16	1.560																									
<b>Jeff Reardon, R</b> ERA:	(9, 1)	0.2	S	2	0	0	0	2	0	0	0	0	0	0	6	6	0.00	0.000																									

Batter	1	2	3	4	5	6	7	8	9	AB	R	H	RBI	BB	SO	LOB	BOTTOM																										
<b>Rodney Scott, S</b> OBP: 0.238, SLG: 0.200 (1, 4)	0-0 1-3	0-0 4-3			0-0 FC1-6-4 S	0-0 F8				4	0	0	0	0	0	5	<b>Philadelphia Phillies @ Montreal Expos</b> <b>Olympic Stadium, Montreal, QB</b> Wed Apr 21 1982, 3:33 AM EST Att: 6,448 - Unknown  <b>AB 30</b> <b>R 5</b> <b>H 7</b> <b>RBI 4</b> <b>BB 5</b> <b>SO 7</b> <b>LOB 18</b>																										
<b>Jerry White, S</b> OBP: 0.300, SLG: 0.700 (1, 7)	0-0 BLK 1B		0-3 K		0-3 K		0-0 P6			4	0	1	0	0	2	1																											
<b>Andre Dawson, R</b> OBP: 0.302, SLG: 0.410 (1, 8)	0-3 K		0-0 G4-6-3 1B		0-0 K		4-0 1B E SF9 BB		0-0 FC5-4 WP 2B	3	2	2	0	1	1	1																											
<b>Al Oliver, L</b> OBP: 0.317, SLG: 0.400 (1, 3)	0-0 F7		0-0 G4-6-3		0-0 E3		4-0 E3 1B		4-0 FC5-4 IBB	3	1	0	0	1	0	3																											
<b>Terry Francona, L</b> (8, 3)										0	0	0	0	0	0	0																											
<b>Gary Carter, R</b> OBP: 0.390, SLG: 0.583 (1, 2)		0-0 1B 2B		0-0 F7		0-0 2B		0-0 FC5-4 WP S		4	2	2	0	0	0	2																											
<b>Warren Cromartie, L</b> OBP: 0.366, SLG: 0.528 (1, 9)		4-0 E 1B BB		0-0 1-3		0-0 SF9		0-0 F8		2	0	0	1	1	0	1																											
<b>Tim Wallach, R</b> OBP: 0.250, SLG: 0.267 (1, 5)		0-3 K		0-0 F9		0-0 6-3 2B		0-0 5-3		4	0	1	1	0	1	2																											
<b>Frank Taveras, R</b> (1, 6)		0-3 K		0-0 1-3		0-0 6-3		0-3 K		4	0	0	1	0	2	3																											
<b>Steve Rogers, R</b> OBP: 0.300, SLG: 0.125 (1, 1)		0-0 E8 1B		4-0 E 1B BB		4-0 FC1-6-4 BB		0-3 K		2	0	1	1	2	1	0																											
<b>Jeff Reardon, R</b> ERA: 2.25 (9, 1)										0	0	0	0	0	0	0																											
<b>Inning Stats</b>	R: 0 E: 0 K: 1 S: 6	H: 1 LOB: 1 BB: 0 P: 6	R: 1 E: 1 K: 2 S: 9	H: 2 LOB: 2 BB: 1 P: 13	R: 0 E: 0 K: 1 S: 5	H: 1 LOB: 0 BB: 0 P: 5	R: 0 E: 0 K: 0 S: 3	H: 0 LOB: 0 BB: 0 P: 3	R: 0 E: 0 K: 1 S: 5	H: 0 LOB: 1 BB: 1 P: 9	R: 3 E: 1 K: 0 S: 6	H: 2 LOB: 2 BB: 2 P: 14	R: 1 E: 0 K: 0 S: 4	H: 1 LOB: 1 BB: 1 P: 8	R: 0 E: 0 K: 2 S: 7	H: 0 LOB: 0 BB: 0 P: 7	1B: 4 2B: 3 3B: 0 HR: 0	SF: 1 SAC: 0 DP: 1 HBP: 0	WP: 1 PB: 0 SB: 2 CS: 0	PA: 36																							
<b>PITCHER</b>	IP	WLS	BF	H	R	ER	SO	BB	IBB	HBP	BLK	WP	HR	S	P	ERA	WHIP	<b>PITCHER</b>								IP	WLS	BF	H	R	ER	SO	BB	IBB	HBP	BLK	WP	HR	S	P	ERA	WHIP	
<b>Steve Carlton, L</b> ERA: 6.85	(1, 1)	6.0	L	28	6	4	2	5	4	0	0	1	1	0	34	50	3.00	1.667																									
<b>Ron Reed, R</b> ERA: 2.25	(7, 1)	2.0		8	1	1	1	2	0	1	0	0	0	1	11	15	4.50	0.500																									









Batter	1	2	3	4	5	6	7	8	9	AB	R	H	RBI	BB	SO	LOB	TOP															
<b>Lonnie Smith, R</b> OBP: 0.436, SLG: 0.552 (1, 8)										5	0	2	3	0	2	1	<b>St. Louis Cardinals @ Philadelphia Phillies</b> <b>Veterans Stadium, Philadelphia, PA</b> Sat Apr 24 1982, 3:33 AM EST Att: 25,270 - Unknown															
<b>Tom Herr, S</b> OBP: 0.325, SLG: 0.391 (1, 4)										5	0	0	0	0	0	4																
<b>Keith Hernandez, L</b> OBP: 0.494, SLG: 0.466 (1, 3)										4	0	0	0	1	0	0																
<b>Darrell Porter, L</b> OBP: 0.323, SLG: 0.464 (1, 2)										5	0	1	0	0	3	3																
<b>George Hendrick, R</b> OBP: 0.356, SLG: 0.529 (1, 9)										5	1	1	0	0	1	0																
<b>Dane Iorg, L</b> OBP: 0.400, SLG: 0.400 (8, FR)										4	2	4	1	0	0	0																
<b>David Green, R</b> OBP: 0.406, SLG: 0.469 (8, 8)										0	1	0	0	0	0	0																
<b>Ken Oberkfell, L</b> OBP: 0.500, SLG: 0.333 (1, 5)										3	1	2	1	1	0	1																
<b>Ozzie Smith, S</b> OBP: 0.354, SLG: 0.452 (1, 6)										4	1	2	0	0	0	3																
<b>Joaquin Andujar, S</b> OBP: 0.231, SLG: 0.331 (7, PH)										2	0	0	0	0	2	2																
<b>Inning Stats</b>	R: 0 E: 0 K: 2 S: 7	H: 0 LOB: 1 BB: 1 P: 11	R: 0 E: 0 K: 0 S: 4	H: 1 LOB: 1 BB: 0 P: 4	R: 0 E: 0 K: 1 S: 5	H: 0 LOB: 0 BB: 0 P: 5	R: 0 E: 0 K: 2 S: 7	H: 0 LOB: 0 BB: 0 P: 7	R: 1 E: 0 K: 1 S: 8	H: 3 LOB: 2 BB: 0 P: 8	R: 2 E: 0 K: 0 S: 6	H: 5 LOB: 2 BB: 0 P: 6	R: 1 E: 1 K: 2 S: 9	H: 1 LOB: 2 BB: 0 P: 9	R: 3 E: 0 K: 0 S: 6	H: 3 LOB: 1 BB: 1 P: 10	R: 0 E: 0 K: 0 S: 3	H: 0 LOB: 0 BB: 0 P: 3	1B: 12 2B: 1 3B: 0 HR: 0	SF: 0 SAC: 0 DP: 0 HBP: 0	WP: 1 PB: 0 SB: 1 CS: 0	PA: 41										
<b>PITCHER</b>	IP WLS BF H R ER SO BB IBB HBP BLK WP HR S P ERA WHIP																															
<b>Dick Ruthven, R</b> ERA: 4.57 (1, 1)	6.0	27	10	4	3	6	1	0	0	0	1	0	38	42	4.50	1.833																
<b>Ed Farmer, R</b> ERA: 4.15 (7, 1)	2.0	L	11	3	3	2	0	1	0	0	0	0	14	18	13.50	1.500																
<b>Sparky Lyle, L</b> ERA: 4.76 (9, 1)	1.0		3	0	0	0	0	0	0	0	0	0	3	3	0.00	0.000																

Batter	1	2	3	4	5	6	7	8	9	AB	R	H	RBI	BB	SO	LOB	BOTTOM															
<b>Bob Dernier, R</b> OBP: 0.278, SLG: 0.235 (1, 9)										4	0	0	0	0	1	0	<b>St. Louis Cardinals @ Philadelphia Phillies</b> <b>Veterans Stadium, Philadelphia, PA</b> Sat Apr 24 1982, 3:33 AM EST Att: 25,270 - Unknown															
<b>Ivan De Jesus, R</b> OBP: 0.310, SLG: 0.255 (1, 5)										4	0	0	0	0	0	0																
<b>Pete Rose, S</b> OBP: 0.295, SLG: 0.351 (1, 3)										4	0	1	0	0	0	0																
<b>Gary Matthews, R</b> OBP: 0.258, SLG: 0.300 (1, 7)										4	2	2	0	0	0	1																
<b>Bo Diaz, R</b> OBP: 0.340, SLG: 0.688 (1, 2)										4	2	4	4	0	0	0																
<b>Gary Maddox, R</b> OBP: 0.231, SLG: 0.306 (1, 8)										4	0	1	0	0	0	2																
<b>Julio Franco, R</b> OBP: 0.286, SLG: 0.286 (1, 6)										3	0	1	0	0	0	1																
<b>Greg Gross, L</b> OBP: 0.318, SLG: 0.286 (9, PH)										1	0	0	0	0	0	0																
<b>Manny Trillo, R</b> OBP: 0.275, SLG: 0.255 (1, 4)										4	0	1	0	0	1	3																
<b>Dick Ruthven, R</b> OBP: 0.286, SLG: 0.286 (7, 1)										2	0	0	0	0	2	2																
<b>Inning Stats</b>	R: 0 E: 0 K: 0 S: 3	H: 3 LOB: 1 BB: 0 P: 10	R: 2 E: 0 K: 2 S: 10	H: 3 LOB: 1 BB: 0 P: 10	R: 0 E: 0 K: 0 S: 4	H: 1 LOB: 1 BB: 0 P: 4	R: 1 E: 0 K: 1 S: 7	H: 2 LOB: 1 BB: 0 P: 7	R: 0 E: 0 K: 1 S: 5	H: 0 LOB: 0 BB: 0 P: 5	R: 1 E: 0 K: 0 S: 5	H: 3 LOB: 1 BB: 0 P: 5	R: 0 E: 0 K: 1 S: 5	H: 0 LOB: 0 BB: 0 P: 5	R: 0 E: 0 K: 0 S: 4	H: 1 LOB: 1 BB: 0 P: 4	R: 0 E: 0 K: 1 S: 5	H: 0 LOB: 0 BB: 0 P: 5	1B: 6 2B: 3 3B: 0 HR: 2	SF: 0 SAC: 0 DP: 1 HBP: 0	WP: 0 PB: 0 SB: 0 CS: 0	PA: 36										
<b>PITCHER</b>	IP WLS BF H R ER SO BB IBB HBP BLK WP HR S P ERA WHIP																															
<b>Joaquin Andujar, R</b> ERA: 2.03 (1, 1)	6.0	26	9	4	4	4	0	0	0	0	0	0	34	34	6.00	1.500																
<b>Doug Bair, R</b> ERA: 1.17 (7, 1)	1.0	W	3	0	0	0	1	0	0	0	0	0	5	5	0.00	0.000																
<b>Bruce Sutter, R</b> ERA: 2.31 (8, 1)	2.0	S	7	1	0	0	1	0	0	0	0	0	9	9	0.00	0.500																

AB	39
R	7
H	13
RBI	6
BB	2
SO	8
LOB	16





Batter	1	2	3	4	5	6	7	8	9	AB	R	H	RBI	BB	SO	LOB	TOP				
Lonnie Smith, R OBP: 0.422, SLG: 0.521 (1, 8)	F8			F8		FC6-4 BB		F9	1-6	4	0	0	0	1	0	2					
Tom Herr, S OBP: 0.309, SLG: 0.370 (1, 4)	L7			K		FC6-4		5-3		4	0	0	1	0	1	2					
Keith Hernandez, L OBP: 0.469, SLG: 0.435 (1, 7)	K			6-3		K		L1		4	0	0	0	0	2	2					
George Hendrick, R OBP: 0.365, SLG: 0.527 (1, 9)		6-3			BB 1B	K			FC5-4 1B	4	0	2	0	0	1	2					
Gene Tenace, R OBP: 0.636, SLG: 1.000 (1, 3)	F8				CS BB		6-3 E BB	FC5-4 1B 2B		2	1	0	0	2	0	1					
Julio Gonzalez, R OBP: 0.263, SLG: 0.395 (1, 5)	F9				K		E1 6-3	2B 1B		4	1	1	0	0	1	3					
Darrell Porter, L OBP: 0.319, SLG: 0.467 (1, 2)			F4		K		F7	1B 2B		4	1	1	1	0	1	3					
Ozzie Smith, S OBP: 0.362, SLG: 0.470 (1, 6)	F8					1B FC6-4 2B	6-3	1-6 1B		4	1	2	1	0	0	2					
Andy Rincon, R Mike Ramsey, S Mark Littell, L David Green, R Dave LaPoint, L Jim Kaat, L Tito Landrum, R (1, 1) (5, PH) (6, 1) (7, PH) (7, 1) (8, 1) (9, PH)	K					BB 1B	K	1-2 3-H 3-H 1B		1	0	0	0	0	1	0					
<b>Inning Stats</b>	R: 0 E: 0 K: 1 S: 5	H: 0 LOB: 0 BB: 0 P: 5	R: 0 E: 0 K: 0 S: 3	H: 0 LOB: 0 BB: 0 P: 3	R: 0 E: 0 K: 1 S: 5	H: 0 LOB: 0 BB: 0 P: 5	R: 0 E: 0 K: 1 S: 5	H: 0 LOB: 0 BB: 0 P: 5	R: 0 E: 0 K: 2 S: 7	H: 1 LOB: 1 BB: 1 P: 11	R: 1 E: 0 K: 2 S: 9	H: 2 LOB: 2 BB: 1 P: 13	R: 0 E: 1 K: 1 S: 6	H: 0 LOB: 2 BB: 1 P: 10	R: 0 E: 0 K: 0 S: 3	H: 0 LOB: 0 BB: 0 P: 3	R: 3 E: 0 K: 0 S: 7	H: 5 LOB: 1 BB: 0 P: 7	1B: 6 2B: 4 3B: 0 HR: 0	SF: 0 SAC: 0 DP: 2 HBP: 0	WP: 0 PA: 37 PB: 0 SB: 0 CS: 1
<b>PITCHER</b>	IP WLS BF H R ER SO BB IBB HBP BLK WP HR S P ERA WHIP	IP WLS BF H R ER SO BB IBB HBP BLK WP HR S P ERA WHIP															IP WLS BF H R ER SO BB IBB HBP BLK WP HR S P ERA WHIP				
Steve Carlton, L ERA: 6.19 Ed Farmer, R ERA: 3.66	(1, 1) (9, 1)	8.1 W 36 8 4 4 8 3 0 0 0 0 0 0 1 1 4.32 1.320																			

St. Louis Cardinals @ Philadelphia Phillies  
Veterans Stadium, Philadelphia, PA  
Sun Apr 25 1982, 3:33 AM EDT  
Att: 30,198 - Unknown

AB 34  
R 4  
H 8  
RBI 4  
BB 3  
SO 8  
LOB 19



Batter	1	2	3	4	5	6	7	8	9	AB	R	H	RBI	BB	SO	LOB	BOTTOM		
Bob Dernier, R OBP: 0.316, SLG: 0.250 (1, 9)	F9		4-3		1B 1B			1B SF9 BB		3	2	1	1	1	0	0			
Ivan De Jesus, R OBP: 0.339, SLG: 0.291 (1, 5)	4-3			1B 1B	1-1 2-H 1B			BLK 1B		4	2	3	1	0	0	0			
Pete Rose, S OBP: 0.292, SLG: 0.350 (1, 3)	1-3			G4-6-3 1-3 1B	6-3			SF9		3	0	1	1	0	0	0			
Gary Matthews, R OBP: 0.288, SLG: 0.317 (1, 7)		BLK BB		G4-6-3 1-2 3-H 1B		F7		BB 2B 1B		3	1	2	2	1	0	0			
Bo Diaz, R OBP: 0.333, SLG: 0.647 (1, 2)	F9			G4-6-3 1-2 2-3 1B	6-3			2B SF9 BB		3	1	0	0	1	0	3			
Gary Maddox, R OBP: 0.233, SLG: 0.325 (1, 8)	6-3			6-3		F4		1-3 2-H 2B		4	0	1	1	0	0	2			
Julio Franco, R OBP: 0.364, SLG: 0.222 (1, 6)	K				1B 5-3 BB		1-3	IBB		2	1	0	0	2	1	1			
Manny Trillo, R OBP: 0.273, SLG: 0.245 (1, 4)				B2-6-4 BB	5-3		G3	SF9		2	0	0	1	1	0	1			
Steve Carlton, L OBP: 0.182, SLG: 0.182 Ed Farmer, R (1, 1) (9, 1)	B2-6-4			1-2 1B 1B		4-3		4-3		4	1	1	0	0	0	3			
<b>Inning Stats</b>	R: 0 E: 0 K: 0 S: 3	H: 0 LOB: 0 BB: 0 P: 3	R: 0 E: 0 K: 1 S: 5	H: 0 LOB: 1 BB: 1 P: 9	R: 0 E: 0 K: 0 S: 2	H: 0 LOB: 0 BB: 1 P: 6	R: 1 E: 0 K: 0 S: 5	H: 3 LOB: 1 BB: 0 P: 5	R: 3 E: 0 K: 0 S: 5	H: 3 LOB: 0 BB: 1 P: 9	R: 0 E: 0 K: 0 S: 3	H: 0 LOB: 0 BB: 0 P: 3	R: 0 E: 0 K: 0 S: 3	H: 0 LOB: 0 BB: 0 P: 3	R: 4 E: 0 K: 0 S: 6	H: 3 LOB: 2 BB: 3 P: 18	1B: 8 2B: 1 3B: 0 HR: 0	SF: 2 SAC: 0 DP: 2 HBP: 0	WP: 0 PA: 36 PB: 0 SB: 0 CS: 0
<b>PITCHER</b>	IP WLS BF H R ER SO BB IBB HBP BLK WP HR S P ERA WHIP	IP WLS BF H R ER SO BB IBB HBP BLK WP HR S P ERA WHIP															IP WLS BF H R ER SO BB IBB HBP BLK WP HR S P ERA WHIP		
Andy Rincon, R ERA: 3.52 Mark Littell, R ERA: 11.57 Dave LaPoint, L ERA: 9.0 Jim Kaat, L ERA: 6.23	(1, 1) (6, 1) (7, 1) (8, 1)	5.0 L 21 6 4 4 1 0 0 0 0 0 0 3 3 0.00 0.000																	

St. Louis Cardinals @ Philadelphia Phillies  
Veterans Stadium, Philadelphia, PA  
Sun Apr 25 1982, 3:33 AM EDT  
Att: 30,198 - Unknown

AB 28  
R 8  
H 9  
RBI 7  
BB 6  
SO 1  
LOB 10





Batter	1	2	3	4	5	6	7	8	9	AB	R	H	RBI	BB	SO	LOB	TOP			
Bob Dernier, R OBP: 0.346, SLG: 0.261 (1,9)										3	0	1	0	1	0	1	Philadelphia Phillies @ Los Angeles Dodgers Dodger Stadium, Los Angeles, CA Tue Apr 27 1982, 7:05 PM PDT Att: 37,888 - Unknown			
Ivan De Jesus, R OBP: 0.333, SLG: 0.288 (1,5)										4	0	1	0	0	0	1				
Pete Rose, S OBP: 0.275, SLG: 0.328 (1,3)										4	0	0	0	0	0	2				
Gary Matthews, R OBP: 0.275, SLG: 0.303 (1,7)										3	0	0	0	0	0	0				
Bo Diaz, R OBP: 0.316, SLG: 0.611 (1,2)										3	0	0	0	0	0	0				
Gary Maddox, R OBP: 0.239, SLG: 0.326 (1,8)										3	0	1	0	0	0	0				
Julio Franco, R OBP: 0.309, SLG: 0.182 (1,6)										2	0	0	0	0	0	0				
Dick Davis, R OBP: 0.333, SLG: 0.378 (8, PH)										1	0	0	0	0	0	1				
Luis Aguayo, R OBP: 0.250, SLG: 1.000 (8, 6)										0	0	0	0	0	0	0				
Manny Trillo, R OBP: 0.276, SLG: 0.250 (1,4)										3	0	1	0	0	1	0				
Larry Christenson, R Ozzie Virgil, R (9, PH)										1	0	0	0	0	1	0				
<b>Inning Stats</b>	R: 0 E: 0 K: 0 S: 3	H: 1 LOB: 0 BB: 0 P: 3	R: 0 E: 0 K: 0 S: 3	H: 0 LOB: 0 BB: 0 P: 3	R: 0 E: 0 K: 0 S: 4	H: 1 LOB: 1 BB: 0 P: 4	R: 0 E: 0 K: 0 S: 3	H: 0 LOB: 0 BB: 0 P: 3	R: 0 E: 0 K: 1 S: 5	H: 0 LOB: 0 BB: 0 P: 5	R: 0 E: 0 K: 0 S: 3	H: 0 LOB: 0 BB: 0 P: 3	R: 0 E: 0 K: 0 S: 3	H: 1 LOB: 1 BB: 0 P: 3	R: 0 E: 0 K: 1 S: 6	H: 1 LOB: 2 BB: 1 P: 10	1B: 4 2B: 0 3B: 0 HR: 0	SF: 0 SAC: 1 DP: 2 HBP: 0	WP: 0 PB: 0 SB: 0 CS: 0	PA: 30
<b>PITCHER</b> Jerry Reuss, L ERA: 1.96 (1,1)	IP: 9.0 WLS: W BF: 30 H: 4 R: 0 ER: 0 SO: 2 BB: 1 IBB: 0 HBP: 0 BLK: 0 WP: 0 HR: 0 S: 33 P: 37 ERA: 0.00 WHIP: 0.556															<b>PITCHER</b> IP: WLS: BF: H: R: ER: SO: BB: IBB: HBP: BLK: WP: HR: S: P: ERA: WHIP				

Batter	1	2	3	4	5	6	7	8	9	AB	R	H	RBI	BB	SO	LOB	BOTTOM	
Steve Sax, R OBP: 0.384, SLG: 0.378 (1,4)										4	0	1	0	0	1	2	Philadelphia Phillies @ Los Angeles Dodgers Dodger Stadium, Los Angeles, CA Tue Apr 27 1982, 7:05 PM PDT Att: 37,888 - Unknown	
Ken Landreaux, L OBP: 0.444, SLG: 0.458 (1,8)										4	1	2	0	0	0	0		
Dusty Baker Jr., R OBP: 0.317, SLG: 0.418 (1,7)										4	0	1	1	0	0	1		
Steve Garvey, R OBP: 0.231, SLG: 0.297 (1,3)										4	0	0	0	0	0	2		
Ron Cey, R OBP: 0.359, SLG: 0.465 (1,5)										3	1	0	0	1	1	2		
Pedro Guerrero, R OBP: 0.356, SLG: 0.500 (1,9)										3	1	1	2	0	0	1		
Mike Scioscia, L OBP: 0.333, SLG: 0.302 (1,2)										3	0	1	0	0	0	0		
Bill Russell, R OBP: 0.441, SLG: 0.388 (1,6)										3	0	1	0	0	0	1		
Jerry Reuss, L OBP: 0.182, SLG: 0.100 (1,1)										3	0	0	0	0	2	2		
<b>Inning Stats</b>	R: 0 E: 0 K: 1 S: 6	H: 1 LOB: 1 BB: 0 P: 6	R: 2 E: 0 K: 1 S: 7	H: 2 LOB: 1 BB: 1 P: 11	R: 1 E: 0 K: 1 S: 7	H: 2 LOB: 1 BB: 0 P: 7	R: 0 E: 0 K: 0 S: 4	H: 1 LOB: 1 BB: 0 P: 4	R: 0 E: 0 K: 0 S: 3	H: 0 LOB: 0 BB: 0 P: 3	R: 0 E: 0 K: 1 S: 5	H: 1 LOB: 0 BB: 0 P: 5	R: 0 E: 1 K: 0 S: 4	H: 0 LOB: 1 BB: 0 P: 4	1B: 6 2B: 0 3B: 0 HR: 1	SF: 0 SAC: 0 DP: 0 HBP: 0		WP: 0 PB: 0 SB: 4 CS: 1
<b>PITCHER</b> Larry Christenson, R ERA: 2.1 (1,1)	IP: 8.0 WLS: L BF: 32 H: 7 R: 3 ER: 3 SO: 4 BB: 1 IBB: 0 HBP: 0 BLK: 0 WP: 0 HR: 1 S: 39 P: 43 ERA: 3.38 WHIP: 1.000															<b>PITCHER</b> IP: WLS: BF: H: R: ER: SO: BB: IBB: HBP: BLK: WP: HR: S: P: ERA: WHIP		



Batter	1	2	3	4	5	6	7	8	9	AB	R	H	RBI	BB	SO	LOB	TOP								
Bob Dernier, R OBP: 0.355, SLG: 0.321 (1, 9)	L7		6-3		K			SF7	1B	5	2	2	1	0	1	1	Philadelphia Phillies @ Los Angeles Dodgers Dodger Stadium, Los Angeles, CA Wed Apr 28 1982, 7:05 PM PDT Att: 38,665 - Unknown <a href="http://livebaseballscorecards.com">livebaseballscorecards.com</a>								
Ivan De Jesus, R OBP: 0.324, SLG: 0.281 (1, 5)	K		L6		F8			F9	FC4-6	5	1	1	2	0	1	3									
Pete Rose, S OBP: 0.324, SLG: 0.391 (1, 3)	1B		1B		G5-4-3			1B	FC4-6	5	1	5	1	0	0	0									
Gary Matthews, R OBP: 0.270, SLG: 0.286 (1, 7)	F9		L6		G5-4-3			1B	FC4-6	4	1	0	0	1	0	5									
Bo Diaz, R OBP: 0.306, SLG: 0.586 (1, 2)		G3		F9				SF7	SH3-4	4	1	1	2	0	0	0									
Garry Matlock, R OBP: 0.250, SLG: 0.354 (7, 5)	F3		6-3		F8			FC4-6	SH3-4	3	0	0	0	0	0	0									
Tom Reed, R OBP: 0.196, SLG: 0.156 (8, PH)										0	0	0	0	0	0	0									
George Vukovich, L OBP: 0.196, SLG: 0.156 (8, PH)										0	0	0	0	0	0	0									
Dick Davis, R OBP: 0.336, SLG: 0.395 (8, PH)										1	0	1	1	0	0	0									
Len Mattiace, L OBP: 0.200, SLG: 0.174 (8, 1)										0	0	0	0	0	0	0									
Sparky Lyle, L OBP: 0.200, SLG: 0.174 (8, 1)										0	0	0	0	0	0	0									
Ed Farmer, R OBP: 0.200, SLG: 0.174 (8, 1)										0	0	0	0	0	0	0									
Julio Franco, R OBP: 0.389, SLG: 0.375 (1, 6)	E	1B		CS				6-3	FC4-6	5	0	3	2	0	0	2									
Luis Aguayo, R OBP: 0.444, SLG: 0.875 (1, 4)	E4		CS		SH3-4			P6	SH	4	1	2	0	0	0	1									
Mike Krukow, R OBP: 0.348, SLG: 0.318 (7, 9)	K		SH3-4		SH			1B	SH	1	0	0	0	0	1	2									
Inning Stats	R: 0 E: 0 K: 1 S: 6	H: 1 LOB: 1 BB: 0 P: 6	R: 0 E: 1 K: 1 S: 7	H: 2 LOB: 2 BB: 0 P: 7	R: 0 E: 0 K: 0 S: 4	H: 1 LOB: 0 BB: 0 P: 4	R: 0 E: 0 K: 0 S: 3	H: 1 LOB: 0 BB: 0 P: 3	R: 0 E: 0 K: 1 S: 5	H: 0 LOB: 1 BB: 0 P: 6	R: 0 E: 0 K: 0 S: 3	H: 0 LOB: 0 BB: 0 P: 3	R: 0 E: 0 K: 0 S: 3	H: 0 LOB: 0 BB: 0 P: 3	R: 3 E: 0 K: 0 S: 7	H: 4 LOB: 2 BB: 1 P: 11	R: 6 E: 1 K: 0 S: 10	H: 6 LOB: 1 BB: 0 P: 10	1B: 12 2B: 4 3B: 0 HR: 0	SF: 1 SAC: 3 DP: 1 HBP: 1	WP: 0 PB: 0 SB: 0 CS: 1	PA: 45			
PITCHER	IP	WLS	BF	H	R	ER	SO	BB	IBB	HBP	BLK	WP	HR	S	P	ERA	WHIP								
Bob Welch, R ERA: 2.43 (1, 1)	7.1		30	9	3	3	3	0	0	1	0	0	0	35	36	3.68	1.227								
Tom Niedenfuer, R ERA: 1.8 (8, 1)	0.1		2	0	0	0	0	1	0	0	0	0	0	1	5	0.00	3.000								
Steve Howe, L ERA: 7.27 (8, 1)	0.1	L	5	3	3	3	0	0	0	0	0	0	0	5	5	81.00	9.000								
Dave Stewart, R ERA: 10.57 (9, 1)	0.2		6	4	3	2	0	0	0	0	0	0	0	6	6	27.00	6.000								
Alejandro Pena, R ERA: 1.8 (9, 1)	0.1		1	0	0	0	0	0	0	0	0	0	0	1	1	0.00	0.000								

Batter	1	2	3	4	5	6	7	8	9	AB	R	H	RBI	BB	SO	LOB	BOTTOM								
Steve Sax, R OBP: 0.385, SLG: 0.372 (1, 4)	6-3		5-3		K			BB		4	0	1	2	1	1	0	Philadelphia Phillies @ Los Angeles Dodgers Dodger Stadium, Los Angeles, CA Wed Apr 28 1982, 7:05 PM PDT Att: 38,665 - Unknown <a href="http://livebaseballscorecards.com">livebaseballscorecards.com</a>								
Ken Landreaux, L OBP: 0.442, SLG: 0.447 (1, 8)	K		1B		G3			F9	BB	4	1	1	0	1	1	1									
Dusty Baker Jr., R OBP: 0.338, SLG: 0.433 (1, 7)	1B		1B		1B			L6	L7	5	0	3	0	0	0	3									
Steve Garvey, R OBP: 0.265, SLG: 0.329 (1, 3)	1B		1B		1B			1B	5-3	5	0	4	1	0	0	0									
Ron Cey, R OBP: 0.337, SLG: 0.434 (1, 5)	K		G6-4-3		K			L8	6-3	5	0	0	0	0	2	7									
Pedro Guerrero, R OBP: 0.351, SLG: 0.500 (8, 1)		5-3		K				1B	4-3	4	1	1	0	0	2	1									
Tom Niedenfuer, R ERA: 1.8 (8, 1)										0	0	0	0	0	0	0									
Steve Howe, L ERA: 7.27 (8, 1)										0	0	0	0	0	0	0									
Dave Stewart, R ERA: 10.57 (9, 1)										0	0	0	0	0	0	0									
Alejandro Pena, R ERA: 1.8 (9, 1)										1	0	0	0	0	0	0									
Jorge Orta, L OBP: 0.300, SLG: 0.143 (8, PH)										0	0	0	0	0	0	0									
Mike Scioscia, L OBP: 0.370, SLG: 0.333 (6, PH)										2	1	2	0	1	0	0									
Steve Yeager, R OBP: 0.417, SLG: 0.565 (9, 2)										1	0	0	0	0	0	0									
Bill Russell, R OBP: 0.413, SLG: 0.358 (1, 6)	F9		F8		K			E4		4	0	0	0	0	1	4									
Bob Welch, R OBP: 0.063, SLG: 0.067 (8, 9)	F9		1-3		K			FC5-4		3	0	0	0	0	1	4									
Derrel Thomas, S OBP: 0.800, SLG: 0.500 (8, 9)					K			BB		1	0	0	0	0	0	1									
Inning Stats	R: 0 E: 0 K: 2 S: 9	H: 2 LOB: 2 BB: 0 P: 9	R: 0 E: 0 K: 0 S: 3	H: 0 LOB: 1 BB: 1 P: 7	R: 1 E: 0 K: 0 S: 5	H: 3 LOB: 1 BB: 0 P: 5	R: 0 E: 0 K: 1 S: 6	H: 1 LOB: 1 BB: 0 P: 6	R: 0 E: 0 K: 2 S: 9	H: 2 LOB: 2 BB: 0 P: 9	R: 2 E: 0 K: 2 S: 10	H: 3 LOB: 1 BB: 0 P: 10	R: 0 E: 0 K: 1 S: 6	H: 1 LOB: 1 BB: 0 P: 6	R: 0 E: 1 K: 0 S: 4	H: 0 LOB: 3 BB: 2 P: 12	R: 0 E: 0 K: 0 S: 3	H: 0 LOB: 0 BB: 0 P: 3	1B: 11 2B: 1 3B: 0 HR: 0	SF: 0 SAC: 0 DP: 1 HBP: 0	WP: 0 PB: 1 SB: 0 CS: 0	PA: 42			
PITCHER	IP	WLS	BF	H	R	ER	SO	BB	IBB	HBP	BLK	WP	HR	S	P	ERA	WHIP								
Mike Krukow, R ERA: 3.22 (7, 1)	6.0		29	11	3	2	7	1	0	0	0	0	0	42	46	3.00	2.000								
Ron Reed, R ERA: 1.8 (8, 1)	1.0		4	1	0	0	1	0	0	0	0	0	0	6	6	0.00	1.000								
Sparky Lyle, L ERA: 4.26 (8, 1)	0.2		5	0	0	0	0	2	0	0	0	0	0	3	11	0.00	3.000								
Ed Farmer, R ERA: 3.38 (8, 1)	1.1	W	4	0	0	0	0	0	0	0	0	0	0	4	4	0.00	0.000								

Philadelphia Phillies @ Los Angeles Dodgers  
 Dodger Stadium, Los Angeles, CA  
 Wed Apr 28 1982, 7:05 PM PDT  
 Att: 38,665 - Unknown

AB 38  
 R 9  
 H 16  
 RBI 9  
 BB 1  
 SO 3  
 LOB 14



Philadelphia Phillies @ Los Angeles Dodgers  
 Dodger Stadium, Los Angeles, CA  
 Wed Apr 28 1982, 7:05 PM PDT  
 Att: 38,665 - Unknown

AB 39  
 R 3  
 H 12  
 RBI 3  
 BB 3  
 SO 8  
 LOB 21





Batter	1	2	3	4	5	6	7	8	9	AB	R	H	RBI	BB	SO	LOB	TOP			
Bob Dernier, R OBP: 0.314, SLG: 0.281	5-3			6-3		K			4-3	4	0	0	0	0	1	0	Philadelphia Phillies @ Los Angeles Dodgers Dodger Stadium, Los Angeles, CA Thu Apr 29 1982, 7:05 PM PDT Att: 36,198 - Unknown			
Ivan De Jesus, R OBP: 0.320, SLG: 0.279	F9			FC6-4 S 1B		6-3			P4	4	0	1	0	0	0	0				
Pete Rose, S OBP: 0.325, SLG: 0.380	6-3			FC6-4 BB		L7				2	0	0	0	1	0	0				
Gary Matthews, R OBP: 0.260, SLG: 0.274	5-3			FC6-4 1-2 2-3		F3				3	0	0	0	0	0	2				
Bo Diaz, R OBP: 0.292, SLG: 0.557	6-3			F9		6-3				3	0	0	0	0	0	2				
Gary Maddox, R OBP: 0.212, SLG: 0.286	F9				P6				6-3	3	0	0	0	0	0	0				
Julio Franco, R OBP: 0.333, SLG: 0.316				K		5-3			E4 G6-4-3	3	0	0	0	0	1	0				
Luis Aguayo, R OBP: 0.364, SLG: 0.700				6-3		F5			G6-4-3 1-2	2	0	0	0	0	0	0				
Greg Gross, L OBP: 0.333, SLG: 0.304										1	0	0	0	0	0	1				
Warren Brusstar, R OBP: 0.150, SLG: 0.150										0	0	0	0	0	0	0				
Dick Ruthven, R OBP: 0.250, SLG: 0.250									F9	1	0	0	0	0	0	0				
Del Unser, L (6, PH)									F9	1	0	0	0	0	0	0				
Ron Reed, R (6, 1)									F9	0	0	0	0	0	0	0				
Dave Roberts, R OBP: 0.250, SLG: 0.143									F9	0	0	0	0	0	0	0				
George Vukovich, L OBP: 0.150, SLG: 0.150									F9	1	0	0	0	0	0	0				
<b>Inning Stats</b>	R: 0 E: 0 K: 0 S: 3	H: 0 LOB: 0 BB: 0 P: 3	R: 0 E: 0 K: 0 S: 3	H: 0 LOB: 0 BB: 0 P: 3	R: 0 E: 0 K: 1 S: 5	H: 0 LOB: 0 BB: 0 P: 5	R: 0 E: 0 K: 0 S: 4	H: 1 LOB: 2 BB: 1 P: 8	R: 0 E: 0 K: 0 S: 3	H: 0 LOB: 0 BB: 0 P: 3	R: 0 E: 0 K: 0 S: 3	H: 0 LOB: 0 BB: 0 P: 3	R: 0 E: 1 K: 0 S: 3	H: 0 LOB: 0 BB: 0 P: 3	R: 0 E: 0 K: 0 S: 3	H: 0 LOB: 0 BB: 0 P: 3	1B: 1 2B: 0 3B: 0 HR: 0	SF: 0 SAC: 0 DP: 1 HBP: 0	WP: 0 PB: 0 SB: 1 CS: 0	PA: 29
<b>PITCHER</b> Burt Hooton, R ERA: 3.16	IP: 9.0 WLS: W BF: 29	H: 1 R: 0 ER: 0 SO: 2	BB: 1 IBB: 0 HBP: 0 BLK: 0	WP: 0 HR: 0 S: 32 P: 36	ERA: 0.00 WHIP: 0.222	<b>PITCHER</b>														

Batter	1	2	3	4	5	6	7	8	9	AB	R	H	RBI	BB	SO	LOB	BOTTOM									
Steve Sax, R OBP: 0.389, SLG: 0.378	5-3			4-3 S SF9 1B		E G3 WP 1B			F8	4	2	2	0	0	0	0	Philadelphia Phillies @ Los Angeles Dodgers Dodger Stadium, Los Angeles, CA Thu Apr 29 1982, 7:05 PM PDT Att: 36,198 - Unknown									
Ken Landreaux, L OBP: 0.433, SLG: 0.430	4-0 S 1B SF8 BB			4-3		G3			G3	3	1	0	1	1	0	2										
Dusty Baker Jr., R OBP: 0.348, SLG: 0.435	0-0 S 1-2 1B			SF9						2	0	1	1	1	0	0										
Steve Garvey, R OBP: 0.253, SLG: 0.317	SF8			3-H 0-3 K		L8				3	0	0	1	0	1	1										
Ron Cey, R OBP: 0.322, SLG: 0.413	K					6-3				4	0	0	0	0	2	1										
Derrel Thomas, S OBP: 0.600, SLG: 0.500	K								1-3	0	0	0	0	0	0	0										
Pedro Guerrero, R OBP: 0.350, SLG: 0.493	5-3					2B 1B				3	0	1	0	0	0	0										
Steve Yeager, R OBP: 0.370, SLG: 0.500	5-3			4-3		F9				3	0	0	0	0	0	1										
Bill Russell, R OBP: 0.409, SLG: 0.375	E5					F2				3	0	1	0	0	0	0										
Mark Belanger, R OBP: 0.500, SLG: 0.571						1-H 2B				0	0	0	0	0	0	0										
Burt Hooton, R OBP: 0.091, SLG: 0.182	F8					1B G3 2B			K	3	1	1	0	0	1	1										
<b>Inning Stats</b>	R: 1 E: 0 K: 1 S: 6	H: 1 LOB: 1 BB: 1 P: 10	R: 0 E: 1 K: 0 S: 4	H: 0 LOB: 1 BB: 0 P: 4	R: 1 E: 0 K: 1 S: 6	H: 1 LOB: 0 BB: 0 P: 6	R: 0 E: 0 K: 1 S: 5	H: 0 LOB: 0 BB: 0 P: 5	R: 2 E: 1 K: 0 S: 5	H: 2 LOB: 1 BB: 1 P: 9	R: 0 E: 0 K: 0 S: 4	H: 2 LOB: 2 BB: 0 P: 4	R: 0 E: 0 K: 1 S: 5	H: 0 LOB: 0 BB: 0 P: 5	R: 0 E: 0 K: 0 S: 3	H: 0 LOB: 0 BB: 0 P: 3		1B: 4 2B: 2 3B: 0 HR: 0	SF: 2 SAC: 0 DP: 0 HBP: 0	WP: 1 PB: 0 SB: 3 CS: 0	PA: 32					
<b>PITCHER</b> Dick Ruthven, R ERA: 4.73	IP: 5.0 WLS: L BF: 22	H: 4 R: 4 ER: 3 SO: 3	BB: 2 IBB: 0 HBP: 0 BLK: 0	WP: 0 HR: 0 S: 26 P: 34	ERA: 5.40 WHIP: 1.200	<b>PITCHER</b>																				
Ron Reed, R ERA: 1.59	2.0	7	2	0	0	1	0	0	9	9	0.00	1.000														
Warren Brusstar, R ERA: 6.14	1.0	3	0	0	0	0	0	0	3	3	0.00	0.000														



Batter	1	2	3	4	5	6	7	8	9	10	AB	R	H	RBI	BB	SO	LOB							
<b>Bob Dernier, R</b> OBP: 0.282, SLG: 0.250 (1, 8)	K			L8		4-3			K		4	0	0	0	0	2	0							
<b>Ivan De Jesus, R</b> OBP: 0.316, SLG: 0.278 (1, 5)	F9			1-3			F9				4	0	1	0	0	0	0							
<b>Pete Rose, S</b> OBP: 0.321, SLG: 0.400 (1, 3)	L7				3B		1-3		L8		4	0	1	0	0	0	1							
<b>Gary Matthews, R</b> OBP: 0.272, SLG: 0.325 (1, 7)		6-3		F9				HR		FC5-6 1B	4	1	2	1	0	0	1							
<b>George Vukovich, L</b> OBP: 0.125, SLG: 0.125 (1, 9)		4-3			4-3		F5			FC5-6 1B 1-2f HR	4	1	0	0	0	0	1							
<b>Bo Diaz, R</b> OBP: 0.290, SLG: 0.585 (1, 2)		5-3			K			L8		HR	4	1	1	2	0	1	0							
<b>Dave Roberts, R</b> OBP: 0.250, SLG: 0.182 (1, 4)					F7			F3		F2	4	0	1	0	0	0	0							
<b>Julio Franco, R</b> OBP: 0.320, SLG: 0.304 (1, 6)				G4-6-3 1B			1-3				4	0	1	0	0	0	1							
<b>Steve Carlton, L</b> OBP: 0.133, SLG: 0.133 (1, 1)					6-3		F7			1B	4	0	0	0	0	0	1							
<b>Inning Stats</b>	R: 0 E: 0 K: 1 S: 5	H: 0 LOB: 0 BB: 0 P: 5	R: 0 E: 0 K: 0 S: 3	H: 0 LOB: 0 BB: 0 P: 3	R: 0 E: 0 K: 0 S: 3	H: 1 LOB: 0 BB: 0 P: 3	R: 0 E: 0 K: 0 S: 4	H: 1 LOB: 1 BB: 0 P: 4	R: 0 E: 0 K: 1 S: 5	H: 0 LOB: 0 BB: 0 P: 5	R: 0 E: 0 K: 0 S: 3	H: 0 LOB: 0 BB: 0 P: 3	R: 1 E: 0 K: 0 S: 4	H: 1 LOB: 0 BB: 0 P: 4	R: 0 E: 0 K: 0 S: 3	H: 0 LOB: 0 BB: 0 P: 3	R: 0 E: 0 K: 1 S: 6	H: 1 LOB: 1 BB: 0 P: 6	R: 2 E: 0 K: 0 S: 6	H: 3 LOB: 1 BB: 0 P: 6	1B: 4 2B: 0 3B: 1 HR: 2	SF: 0 SAC: 0 DP: 1 HBP: 0	WP: 0 PA: 36	
<b>PITCHER</b> <b>Juan Eichelberger, R</b> ERA: 4.02 (1, 1)	IP: 10.0 WLS: L BF: 36 H: 7 R: 3 ER: 3 SO: 3	BB: 0 IBB: 0 HBP: 0 BLK: 0	WP: 0 HR: 2 S: 42 P: 42	ERA: 2.70 WHIP: 0.700																				

**TOP**

**Philadelphia Phillies @ San Diego Padres**  
Jack Murphy Stadium, San Diego, CA

Fri Apr 30 1982, 10:05 PM EDT  
Att: 23,383 - Unknown

livebaseballscorecards.com

AB 36  
R 3  
H 7  
RBI 3  
BB 0  
SO 3  
LOB 5



Batter	1	2	3	4	5	6	7	8	9	10	AB	R	H	RBI	BB	SO	LOB							
<b>Gene Richards, L</b> OBP: 0.325, SLG: 0.351 (1, 7)	1B 1B	K					4-3				5	1	3	0	0	1	2							
<b>Juan Bonilla, R</b> OBP: 0.337, SLG: 0.390 (1, 4)	1B 1-2 1B			L9			F8				5	0	2	0	0	0	1							
<b>Garry Templeton, S</b> OBP: 0.247, SLG: 0.247 (1, 6)	CS 1-3 2-H 1B			6-3			FC3-5				5	0	1	1	0	0	3							
<b>Ruppert Jones, L</b> OBP: 0.427, SLG: 0.559 (1, 8)	K 1-2			K			F2				4	0	0	0	1	2	4							
<b>Sixto Lezcano, R</b> OBP: 0.396, SLG: 0.539 (1, 9)	K			K							4	0	1	0	0	2	2							
<b>Terry Kennedy, L</b> OBP: 0.275, SLG: 0.317 (1, 2)											3	0	1	0	1	1	2							
<b>Luis Salazar, R</b> OBP: 0.231, SLG: 0.274 (1, 5)											4	0	0	0	0	0	3							
<b>Broderick Perkins, L</b> OBP: 0.400, SLG: 0.349 (1, 3)											4	0	2	0	0	0	1							
<b>Juan Eichelberger, R</b> (1, 1)											4	0	0	0	0	2	4							
<b>Inning Stats</b>	R: 1 E: 0 K: 2 S: 9	H: 3 LOB: 1 BB: 0 P: 9	R: 0 E: 0 K: 1 S: 7	H: 2 LOB: 2 BB: 0 P: 7	R: 0 E: 0 K: 1 S: 5	H: 0 LOB: 0 BB: 0 P: 5	R: 0 E: 0 K: 1 S: 6	H: 1 LOB: 2 BB: 1 P: 10	R: 0 E: 0 K: 0 S: 4	H: 2 LOB: 1 BB: 0 P: 4	R: 0 E: 0 K: 1 S: 6	H: 1 LOB: 1 BB: 0 P: 6	R: 0 E: 0 K: 1 S: 5	H: 0 LOB: 0 BB: 0 P: 5	R: 0 E: 0 K: 0 S: 3	H: 0 LOB: 1 BB: 1 P: 7	R: 0 E: 0 K: 1 S: 5	H: 0 LOB: 0 BB: 0 P: 5	R: 0 E: 0 K: 0 S: 4	H: 1 LOB: 1 BB: 0 P: 4	1B: 9 2B: 1 3B: 0 HR: 0	SF: 0 SAC: 0 DP: 0 HBP: 0	WP: 0 PA: 40	
<b>PITCHER</b> <b>Steve Carlton, L</b> ERA: 4.93 (1, 1)	IP: 10.0 WLS: W BF: 40 H: 10 R: 1 ER: 1 SO: 8	BB: 2 IBB: 0 HBP: 0 BLK: 0	WP: 0 HR: 0 S: 54 P: 62	ERA: 0.90 WHIP: 1.200																				


**BOTTOM**

**Philadelphia Phillies @ San Diego Padres**  
Jack Murphy Stadium, San Diego, CA

Fri Apr 30 1982, 10:05 PM EDT  
Att: 23,383 - Unknown

livebaseballscorecards.com

AB 38  
R 1  
H 10  
RBI 1  
BB 2  
SO 8  
LOB 22









Batter	1	2	3	4	5	6	7	8	9	AB	R	H	RBI	BB	SO	LOB	TOP										
<b>Bob Dernier, R</b> OBP: 0.298, SLG: 0.295 (1, 8)										4	2	2	0	0	0	1	<b>Philadelphia Phillies @ San Diego Padres</b> Jack Murphy Stadium, San Diego, CA Sun May 02 1982, 6:33 AM EDT Att: 44,227 - Unknown <a href="http://livebaseballscorecards.com">livebaseballscorecards.com</a>										
<b>Pete Rose, S</b> OBP: 0.315, SLG: 0.370 (1, 3)										2	0	0	0	1	0	1											
<b>Gary Matthews, R</b> OBP: 0.281, SLG: 0.313 (1, 7)										3	0	0	1	1	1	2											
<b>Greg Gross, L</b> OBP: 0.320, SLG: 0.292 (9, 7)										0	0	0	0	0	0	0											
<b>Mike Schmidt, R</b> OBP: 0.400, SLG: 0.421 (1, 5)										4	1	2	2	0	0	4											
<b>Bo Diaz, R</b> OBP: 0.312, SLG: 0.563 (1, 2)										2	0	0	0	2	2	0											
<b>Dick Davis, R</b> OBP: 0.340, SLG: 0.444 (1, 9)										3	0	0	0	0	0	4											
<b>Garry Maddox, R</b> OBP: 0.208, SLG: 0.280 (6, 8)										1	0	0	0	0	1	0											
<b>Dave Roberts, R</b> OBP: 0.211, SLG: 0.167 (1, 4)										4	0	0	0	0	1	0											
<b>Ivan De Jesus, R</b> OBP: 0.310, SLG: 0.266 (1, 6)										3	0	0	0	1	1	0											
<b>Mike Krukow, R</b> OBP: 0.125, SLG: 0.125 (1, 1)										3	0	1	0	0	1	0											
<b>Inning Stats</b>	R: 1 E: 0 K: 0 S: 4	H: 1 LOB: 2 BB: 2 P: 12	R: 0 E: 0 K: 0 S: 3	H: 0 LOB: 1 BB: 1 P: 7	R: 0 E: 0 K: 0 S: 4	H: 1 LOB: 2 BB: 1 P: 8	R: 0 E: 0 K: 0 S: 3	H: 0 LOB: 0 BB: 0 P: 3	R: 2 E: 0 K: 2 S: 9	H: 2 LOB: 0 BB: 0 P: 9	R: 0 E: 1 K: 0 S: 4	H: 1 LOB: 2 BB: 1 P: 8	R: 0 E: 0 K: 3 S: 9	H: 0 LOB: 0 BB: 0 P: 9	R: 0 E: 0 K: 2 S: 7	H: 0 LOB: 0 BB: 0 P: 7	1B: 2 2B: 2 3B: 0 HR: 1	SF: 0 SAC: 3 DP: 1 HBP: 0	WP: 0 PB: 0 SB: 3 CS: 0	PA: 37							
<b>PITCHER</b>	IP	WLS	BF	H	R	ER	SO	BB	IBB	HBP	BLK	WP	HR	S	P	ERA	WHIP										
<b>John Curtis, L</b> ERA: 4.88 (1, 1)	6.0	L	26	4	3	3	2	4	0	0	0	0	1	26	42	4.50	1.333										
<b>Eric Show, R</b> ERA: (7, 1)	3.0		11	1	0	0	5	1	0	0	0	0	0	20	24	0.00	0.667										

Batter	1	2	3	4	5	6	7	8	9	AB	R	H	RBI	BB	SO	LOB	BOTTOM										
<b>Luis Salazar, R</b> OBP: 0.241, SLG: 0.280 (1, 5)										4	0	1	0	0	1	1	<b>Philadelphia Phillies @ San Diego Padres</b> Jack Murphy Stadium, San Diego, CA Sun May 02 1982, 6:33 AM EDT Att: 44,227 - Unknown <a href="http://livebaseballscorecards.com">livebaseballscorecards.com</a>										
<b>Juan Bonilla, R</b> OBP: 0.337, SLG: 0.384 (1, 4)										4	0	1	0	0	0	2											
<b>Garry Templeton, S</b> OBP: 0.247, SLG: 0.247 (1, 6)										3	0	0	0	0	1	1											
<b>Ruppert Jones, L</b> OBP: 0.427, SLG: 0.554 (1, 8)										3	0	0	0	0	1	0											
<b>Sixto Lezcano, R</b> OBP: 0.378, SLG: 0.542 (1, 9)										3	0	1	0	0	1	0											
<b>Terry Kennedy, L</b> OBP: 0.276, SLG: 0.362 (1, 2)										3	0	0	0	0	0	1											
<b>Joe Lefebvre, L</b> OBP: 0.333, SLG: 0.231 (1, 7)										3	0	0	0	0	1	1											
<b>Broderick Perkins, L</b> OBP: 0.368, SLG: 0.340 (1, 3)										3	0	0	0	0	0	0											
<b>John Curtis, L</b> OBP: 0.400, SLG: 0.400 (1, 1)										1	0	0	0	0	0	0											
<b>Tim Flannery, L</b> OBP: 0.300, SLG: 0.500 (6, PH)										1	0	0	0	0	0	0											
<b>Eric Show, R</b> (7, 1)										0	0	0	0	0	0	0											
<b>Dave Edwards, R</b> OBP: 0.375, SLG: 0.500 (9, PH)										1	0	1	0	0	0	0											
<b>Inning Stats</b>	R: 0 E: 0 K: 1 S: 5	H: 0 LOB: 0 BB: 0 P: 5	R: 0 E: 0 K: 0 S: 4	H: 1 LOB: 1 BB: 0 P: 4	R: 0 E: 0 K: 1 S: 5	H: 0 LOB: 0 BB: 0 P: 5	R: 0 E: 0 K: 1 S: 5	H: 1 LOB: 1 BB: 0 P: 5	R: 0 E: 1 K: 0 S: 4	H: 1 LOB: 1 BB: 0 P: 4	R: 0 E: 0 K: 0 S: 3	H: 0 LOB: 0 BB: 0 P: 3	R: 0 E: 0 K: 1 S: 5	H: 0 LOB: 0 BB: 0 P: 5	R: 0 E: 0 K: 0 S: 3	H: 1 LOB: 0 BB: 0 P: 3	1B: 3 2B: 1 3B: 0 HR: 0	SF: 0 SAC: 0 DP: 2 HBP: 0	WP: 1 PB: 0 SB: 0 CS: 1	PA: 30							
<b>PITCHER</b>	IP	WLS	BF	H	R	ER	SO	BB	IBB	HBP	BLK	WP	HR	S	P	ERA	WHIP										
<b>Mike Krukow, R</b> ERA: 2.3 (1, 1)	9.0	W	29	4	0	0	5	0	0	0	0	1	0	39	39	0.00	0.444										







Batter	1	2	3	4	5	6	7	8	9	AB	R	H	RBI	BB	SO	LOB	TOP											
<b>Bob Dernier, R</b> OBP: 0.328, SLG: 0.333 (1, 8)	0-3 K	0-0 S 1B		0-0 6-3		0-0 1B 9-2 1B	0-3 K		0-0 6-3	6	0	2	0	0	2	3	<b>Philadelphia Phillies @ San Francisco Giants</b> <b>Candlestick Park, San Francisco, CA</b> Tue May 04 1982, 10:05 PM EDT Att: 5,656 - Unknown											
<b>Pete Rose, S</b> OBP: 0.316, SLG: 0.352 <b>Ron Reed, R</b> (8, 1)	0-0 L7	4-0 FC5-4 BB		0-0 F7		0-0 2B 1B	0-0 FC6-4			4	0	1	1	1	0	2												
<b>Mike Schmidt, R</b> OBP: 0.382, SLG: 0.385 (1, 5)	4-0 BB	0-0 FC5-4			4-0 FC6-4 BB	0-0 9-2	0-0 P6			3	0	0	0	2	0	6												
<b>Gary Matthews, R</b> OBP: 0.292, SLG: 0.333 <b>Gary Maddox, R</b> OBP: 0.216, SLG: 0.308 (5, 8)	0-3 K		0-0 FC1-6 2B		0-0 FC6-4 HR	0-0 2B		0-0 F9		3	2	1	0	0	1	2												
<b>Bo Diaz, R</b> OBP: 0.314, SLG: 0.519 (1, 2)		4-0 1B HR BB	0-0 6-3		0-0 E5 HR	0-0 P4		0-0 E5		4	2	0	0	1	0	4												
<b>George Vukovich, L</b> OBP: 0.212, SLG: 0.281 (1, 9)		0-3 K	4-0 FC1-6 IBB		0-0 HR		0-0 1B SH	0-0 F5		4	2	3	1	1	1	2												
<b>Manny Trillo, R</b> OBP: 0.302, SLG: 0.281 (1, 4)		0-0 HR 1B	0-0 FC1-6		0-0 1-3 1B		0-0 SH SH FC6-4 1B	0-3 K		5	2	3	0	0	1	2												
<b>Ivan De Jesus, R</b> OBP: 0.295, SLG: 0.244 (1, 6)	0-3 K	0-0 L6		0-0 1-3				0-0 5-3		4	0	0	1	0	1	4												
<b>Steve Carlton, L</b> OBP: 0.167, SLG: 0.333 <b>Del Unser, L</b> (8, 3)	0-0 HR		0-0 F7		0-0 6-3		0-0 SH FC6-4	0-3 K		3	1	1	3	0	0	1												
<b>Inning Stats</b>	R: 0 E: 0 K: 2 S: 7	H: 0 LOB: 1 BB: 1 P: 11	R: 3 E: 0 K: 2 S: 10	H: 3 LOB: 2 BB: 2 P: 18	R: 1 E: 0 K: 0 S: 4	H: 1 LOB: 1 BB: 1 P: 8	R: 0 E: 0 K: 0 S: 3	H: 0 LOB: 0 BB: 0 P: 3	R: 3 E: 1 K: 0 S: 6	H: 2 LOB: 1 BB: 1 P: 10	R: 0 E: 0 K: 0 S: 5	H: 3 LOB: 2 BB: 0 P: 5	R: 2 E: 1 K: 1 S: 9	H: 2 LOB: 2 BB: 0 P: 9	R: 0 E: 1 K: 1 S: 6	H: 0 LOB: 1 BB: 0 P: 6		R: 0 E: 0 K: 1 S: 5	H: 0 LOB: 0 BB: 0 P: 5	1B: 7 2B: 3 3B: 0 HR: 2	SF: 0 SAC: 2 DP: 1 HBP: 0	WP: 0 PB: 0 SB: 3 CS: 0	PA: 46					
<b>PITCHER</b>	IP	WLS	BF	H	R	ER	SO	BB	IBB	HBP	BLK	WP	HR	S	P	ERA	WHIP											
<b>Rich Gale, R</b> ERA: 4.62 <b>Jim Barr, R</b> ERA: 3.66 <b>Fred Breining, R</b> ERA: 4.11 <b>Greg Minton, R</b> ERA: 1.62	(1, 1)	4.1	L	24	5	7	6	4	4	1	0	0	0	2	27	47	12.46	2.077										
	(5, 1)	1.2		8	4	0	0	0	0	0	0	0	0	0	8	8	0.00	2.400										
	(7, 1)	2.0		11	2	2	1	2	0	0	0	0	0	0	15	15	4.50	1.000										
	(9, 1)	1.0		3	0	0	0	1	0	0	0	0	0	5	5	0.00	0.000											

AB 39  
R 9  
H 11  
RBI 8  
BB 5  
SO 7  
LOB 26



Batter	1	2	3	4	5	6	7	8	9	AB	R	H	RBI	BB	SO	LOB	BOTTOM											
<b>Chili Davis, S</b> OBP: 0.381, SLG: 0.440 (1, 8)	0-0 F9		0-0 1B 1B	0-3 K		0-3 K		0-0 1-3 1B		5	1	2	0	0	2	2	<b>Philadelphia Phillies @ San Francisco Giants</b> <b>Candlestick Park, San Francisco, CA</b> Tue May 04 1982, 10:05 PM EDT Att: 5,656 - Unknown											
<b>Joe Morgan, L</b> OBP: 0.372, SLG: 0.406 (1, 4)	0-0 2B		0-0 1B 1B	0-0 1B 2B		4-0 E BB		0-0 P6		4	1	3	1	1	0	2												
<b>Jim Wohlford, R</b> OBP: 0.500, SLG: 0.706 (1, 7)	0-0 F8		0-0 1-3 2-H 1B	0-0 S 1B		0-0 E1		0-0 1-3		5	0	2	2	0	0	5												
<b>Jack Clark, R</b> OBP: 0.295, SLG: 0.267 (1, 9)	0-3 K		0-3 K	0-3 K		0-0 F8		0-0 6-3		5	0	0	0	0	3	9												
<b>Darrell Evans, L</b> OBP: 0.366, SLG: 0.452 (1, 5)		0-3 K	4-0 BB		0-3 K	0-0 4-3		0-3 K		4	0	0	0	1	3	3												
<b>Jose Banois, R</b> OBP: 0.125, SLG: 0.125 (1, 3)		0-0 E9 BB 1B	0-3 K		0-0 6-3		0-0 6-3		0-0 3-1	5	1	0	0	0	1	3												
<b>Jeff Ransom, R</b> OBP: 0.277, SLG: 0.175 (1, 2)		4-0 1B BB	0-0 F8		4-0 BB		0-0 F2		0-0 5-3	3	0	0	0	2	0	3												
<b>Johnnie LeMaster, R</b> OBP: 0.301, SLG: 0.206 (1, 6)		0-0 1-3 2-H 1B		0-3 K		0-0 F7		0-0 F8		4	0	1	1	0	1	1												
<b>Rich Gale, R</b> OBP: 0.352, SLG: 0.100 <b>Jim Barr, R</b> OBP: 0.206, SLG: 0.500 <b>Duane Kuiper, L</b> OBP: 0.295, SLG: 0.395 <b>Fred Breining, R</b> OBP: 0.295, SLG: 0.447 <b>Dave Bergman, L</b> OBP: 0.295, SLG: 0.447 <b>Greg Minton, S</b> (8, 9)	(1, 1)	7.0	W	35	8	4	3	10	5	0	0	0	0	0	0	0		<b>GIANTS</b>										
<b>Inning Stats</b>	R: 0 E: 0 K: 1 S: 6	H: 1 LOB: 0 BB: 0 P: 6	R: 1 E: 1 K: 2 S: 8	H: 1 LOB: 1 BB: 1 P: 12	R: 1 E: 0 K: 2 S: 10	H: 3 LOB: 3 BB: 1 P: 14	R: 2 E: 0 K: 3 S: 12	H: 3 LOB: 1 BB: 0 P: 12	R: 0 E: 0 K: 1 S: 5	H: 0 LOB: 1 BB: 1 P: 9	R: 0 E: 1 K: 1 S: 6	H: 0 LOB: 3 BB: 2 P: 14	R: 0 E: 0 K: 0 S: 3	H: 0 LOB: 0 BB: 0 P: 3	R: 0 E: 0 K: 0 S: 4	H: 1 LOB: 2 BB: 1 P: 8			R: 0 E: 0 K: 1 S: 5	H: 0 LOB: 0 BB: 0 P: 5	1B: 7 2B: 2 3B: 0 HR: 0	SF: 0 SAC: 0 DP: 0 HBP: 0	WP: 0 PB: 0 SB: 1 CS: 0	PA: 43				
<b>PITCHER</b>	IP	WLS	BF	H	R	ER	SO	BB	IBB	HBP	BLK	WP	HR	S	P	ERA	WHIP											
<b>Steve Carlton, L</b> ERA: 4.78 <b>Ron Reed, R</b> ERA: 2.05	(1, 1)	7.0	W	35	8	4	3	10	5	0	0	0	0	0	9	13	0.00	1.857										
	(8, 1)	2.0		8	1	0	0	1	1	0	0	0	0	0	9	13	0.00	1.000										



Batter	1	2	3	4	5	6	7	8	9	AB	R	H	RBI	BB	SO	LOB	TOP								
Alan Wiggins, S OBP: 0.357, SLG: 0.308 (1, 7)	0-0 6-3		0-0 1B			0-0 3B 1B	4-0 1B FC3-6 BB		0-0 1B	4	2	3	0	1	0	0	<b>San Diego Padres @ Philadelphia Phillies</b> Veterans Stadium, Philadelphia, PA Thu May 06 1982, 7:05 PM EDT Att: 21,248 - Unknown								
Juan Bonilla, R OBP: 0.324, SLG: 0.364 (1, 4)	0-0 1-3		0-0 6-3			0-0 F3	0-0 FC3-6 1B		0-0 G4-6-3 1B	5	0	1	0	0	0	5									
Garry Templeton, S OBP: 0.267, SLG: 0.320 (1, 6)	0-0 G3			0-0 6-3		0-0 1B 3B	0-0 FC3-6			4	1	1	3	0	0	1									
Ruppert Jones, L OBP: 0.426, SLG: 0.547 (1, 8)		0-0 E G1-6-3 2B		0-0 F7		0-0 S 1B SF8 1B	0-0 K			4	2	2	1	0	1	1									
Sixto Lezcano, R OBP: 0.366, SLG: 0.548 Randy Bass, L OBP: 0.214, SLG: 0.167 (1, 9) (7, 3)		0-0 E5 G1-6-3		0-0 F9		0-0 3B 1B		0-3 K		3	1	1	0	0	0	1									
Terry Kennedy, L OBP: 0.281, SLG: 0.342 (1, 2)		0-0 G1-6-3			0-0 L6	0-0 SF8		0-0 F6		3	0	0	1	0	0	1									
Luis Salazar, R OBP: 0.253, SLG: 0.309 (1, 5)		0-0 5-3			0-0 5-3	0-0 3B		0-3 K		4	0	1	1	0	1	0									
Broderick Perkins, L OBP: 0.353, SLG: 0.305 Chris Welsh, L OBP: 0.333, SLG: 0.444 (1, 3) (6, 1) (6, 1) (9, PH)			0-0 F5		0-0 F8	0-0 5-3		0-0 5-3		3	0	0	0	0	0	1									
Juan Eichelberger, R OBP: 0.354, SLG: 0.500 Kurt Bevacqua, R OBP: 0.333, SLG: 0.158 (1, 1) (5, 1) (6, PH) (6, 3) (7, 7)			0-0 K		0-0 K	4-0 1B 3B BB	0-3 K	4-0 1B BB		1	0	0	0	0	1	0									
<b>Inning Stats</b>	R: 0 E: 0 K: 0 S: 3	H: 0 LOB: 0 BB: 0 P: 3	R: 1 E: 1 K: 0 S: 4	H: 1 LOB: 0 BB: 0 P: 4	R: 0 E: 0 K: 1 S: 6	H: 1 LOB: 1 BB: 0 P: 6	R: 0 E: 0 K: 0 S: 3	H: 0 LOB: 0 BB: 0 P: 3	R: 0 E: 0 K: 0 S: 3	H: 0 LOB: 0 BB: 0 P: 3	R: 5 E: 0 K: 0 S: 8	H: 5 LOB: 1 BB: 1 P: 12	R: 1 E: 0 K: 2 S: 8	H: 1 LOB: 1 BB: 1 P: 12	R: 0 E: 0 K: 2 S: 7	H: 0 LOB: 0 BB: 0 P: 7		R: 0 E: 0 K: 0 S: 3	H: 1 LOB: 1 BB: 1 P: 7	1B: 6 2B: 1 3B: 2 HR: 0	SF: 1 SAC: 0 DP: 2 HBP: 0	WP: 0 PB: 0 SB: 2 CS: 0	PA: 38		
<b>PITCHER</b>	IP	WLS	BF	H	R	ER	SO	BB	IBB	HBP	BLK	WP	HR	S	P	ERA	WHIP								
Larry Christenson, R ERA: 3.68 Sid Mongie, L ERA: 5.93 Ron Reed, R ERA: 2.25 Sparky Lyle, L ERA: 3.24	5.1	W	21	4	4	3	1	1	0	0	0	0	0	22	26	5.06	0.938								

Batter	1	2	3	4	5	6	7	8	9	AB	R	H	RBI	BB	SO	LOB	BOTTOM								
Bob Dernier, R OBP: 0.317, SLG: 0.316 (1, 8) (6, 9)	0-0 F8	0-0 6-3		0-0 5-3		4-0 S 1B BB	0-0 SF8			3	1	0	1	1	0	0	<b>San Diego Padres @ Philadelphia Phillies</b> Veterans Stadium, Philadelphia, PA Thu May 06 1982, 7:05 PM EDT Att: 21,248 - Unknown								
Pete Rose, S OBP: 0.359, SLG: 0.359 (1, 3)	0-0 E 1B		0-0 4-3	0-0 3-1		0-0 1B 1B 1B	4-0 1B BB			4	2	2	1	1	0	0									
Mike Schmidt, R OBP: 0.359, SLG: 0.333 (1, 5)	0-3 K		4-0 S 2B BB		0-0 5-3	0-0 F9	0-0 F8			4	1	0	0	1	1	4									
Gary Matthews, R OBP: 0.293, SLG: 0.326 Gary Maddox, R OBP: 0.226, SLG: 0.315 (1, 7) (6, 8)	0-0 E5 1B		0-3 K		4-0 1B 2B BB	0-0 F8	0-0 FC5-4 1B			2	2	0	0	0	1	2									
Bo Diaz, R OBP: 0.341, SLG: 0.549 (1, 2)	0-0 1B		0-0 1B 2B		0-0 2B 1B	0-0 1B 1B	0-0 FC5-4			5	3	4	2	0	0	2									
George Vukovich, L OBP: 0.289, SLG: 0.378 (1, 9) (6, 7)	0-0 1B		0-0 1B 1B		0-0 3B 2B	0-0 CS 1B	0-0 F7			5	1	4	5	0	0	0									
Manny Trillo, R OBP: 0.324, SLG: 0.339 (1, 4)	0-0 1-3		0-0 1B		0-0 3B	0-0 1B	0-0 4-3			5	0	3	2	0	0	2									
Ivan De Jesus, R OBP: 0.300, SLG: 0.244 (1, 6)		0-0 6-3	0-0 F8		0-0 1-3	0-0 CS	0-0 1B SF8 1B	4-0 BB		4	1	1	0	1	0	3									
Larry Christenson, R ERA: 4.63 Eric Show, R ERA: 1.88 Chris Welsh, L ERA: 19.84 Floyd Chiffer, R ERA: 1.88 (1, 1) (6, 1) (6, 1) (6, 1) (8, 1)	0-3 K		0-3 K		0-0 6-3		0-0 1B 1B	0-3 K		3	0	0	0	0	2	1									
<b>Inning Stats</b>	R: 2 E: 1 K: 1 S: 9	H: 3 LOB: 2 BB: 0 P: 9	R: 0 E: 0 K: 1 S: 5	H: 0 LOB: 0 BB: 0 P: 5	R: 2 E: 0 K: 1 S: 8	H: 3 LOB: 2 BB: 1 P: 12	R: 0 E: 0 K: 1 S: 5	H: 0 LOB: 0 BB: 0 P: 5	R: 3 E: 0 K: 0 S: 6	H: 3 LOB: 1 BB: 1 P: 10	R: 3 E: 0 K: 0 S: 6	H: 4 LOB: 1 BB: 1 P: 10	R: 2 E: 0 K: 0 S: 6	H: 3 LOB: 2 BB: 1 P: 10	R: 0 E: 0 K: 1 S: 5	H: 0 LOB: 1 BB: 1 P: 9		1B: 13 2B: 2 3B: 1 HR: 0	SF: 1 SAC: 0 DP: 0 HBP: 0	WP: 0 PB: 0 SB: 2 CS: 1	PA: 46				
<b>PITCHER</b>	IP	WLS	BF	H	R	ER	SO	BB	IBB	HBP	BLK	WP	HR	S	P	ERA	WHIP								
Juan Eichelberger, R ERA: 4.63 Eric Show, R ERA: 1.88 Chris Welsh, L ERA: 19.84 Floyd Chiffer, R ERA: 1.88	4.1	L	24	8	7	5	4	2	0	0	0	0	0	30	38	10.38	2.308								

AB	34
R	7
H	9
RBI	6
BB	3
SO	5
LOB	10



AB	39
R	12
H	16
RBI	12
BB	5
SO	5
LOB	16





Batter	1	2	3	4	5	6	7	8	9	AB	R	H	RBI	BB	SO	LOB	TOP										
Alan Wiggins, S OBP: 0.316, SLG: 0.235 (1, 7)	1-3	6-3		BB			F9		F7	4	0	0	0	1	0	1											
Juan Bonilla, R OBP: 0.327, SLG: 0.359 (1, 4)	FC3-6 1B	4-3		1-2 2-3 BB			F4		F8	4	1	1	0	1	0	4											
Garry Templeton, S OBP: 0.286, SLG: 0.317 (1, 6)	FC3-6 1B				6-3		F8			4	0	1	0	0	0	1											
Ruppert Jones, L OBP: 0.429, SLG: 0.539 (1, 8)	FC3-6 1B			7-4 BB			F7			3	1	1	0	1	0	2											
Sixto Lezcano, R OBP: 0.362, SLG: 0.536 (1, 9)	1B			7-4			F8		F9	4	0	1	1	0	0	3											
Terry Kennedy, L OBP: 0.283, SLG: 0.361 (1, 2)	1-3 2-H 1B						F5			4	0	3	1	0	0	0											
Luis Salazar, R OBP: 0.252, SLG: 0.306 (1, 5)	K								F9	4	0	1	0	0	2	4											
Broderick Perkins, L OBP: 0.347, SLG: 0.290 (1, 3)							F2		G6-3	3	0	0	0	1	0	2											
John Curtis, L OBP: 0.375, SLG: 0.625 Eric Show, R Gary Lucas, L Luis DeLeon, R OBP: 0.333, SLG: 0.667 (1, 1) (8, 1) (9, 1) (9, 1)							K		6-3	3	0	1	0	0	0	2	3										
<b>Inning Stats</b>	R: 2 E: 0 K: 1 S: 9	H: 4 LOB: 2 BB: 0 P: 9	R: 0 E: 0 K: 0 S: 4	H: 1 LOB: 1 BB: 0 P: 4	R: 0 E: 0 K: 0 S: 2	H: 0 LOB: 0 BB: 1 P: 6	R: 0 E: 0 K: 2 S: 8	H: 1 LOB: 3 BB: 2 P: 16	R: 0 E: 0 K: 0 S: 3	H: 0 LOB: 0 BB: 0 P: 3	R: 0 E: 0 K: 0 S: 4	H: 1 LOB: 2 BB: 1 P: 8	R: 0 E: 0 K: 0 S: 3	H: 1 LOB: 0 BB: 0 P: 3	R: 0 E: 0 K: 0 S: 3	H: 0 LOB: 0 BB: 0 P: 3	R: 0 E: 0 K: 0 S: 3	H: 0 LOB: 0 BB: 0 P: 3	1B: 8 2B: 1 3B: 1 HR: 0	SF: 0 SAC: 0 DP: 2 HBP: 0	WP: 0 PB: 0 SB: 0 CS: 0	PA: 38					
<b>PITCHER</b>	IP	WLS	BF	H	R	ER	SO	BB	IBB	HBP	BLK	WP	HR	S	P	ERA	WHIP										
Mike Krukow, R ERA: 2.37 Warren Brusstar, R ERA: 5.19 Sparky Lyle, L ERA: 2.61 (1, 1) (7, 1) (8, 1)	6.2		31	8	2	2	4	4	0	0	0	0	0	35	51	2.70	1.800										

San Diego Padres @ Philadelphia Phillies  
Veterans Stadium, Philadelphia, PA  
Fri May 07 1982, 7:05 PM EDT  
Att: 26,113 - Unknown

livebaseballscorecards.com

AB 34  
R 2  
H 9  
RBI 2  
BB 4  
SO 4  
LOB 20



Batter	1	2	3	4	5	6	7	8	9	AB	R	H	RBI	BB	SO	LOB	BOTTOM										
Bob Dernier, R OBP: 0.309, SLG: 0.306 (1, 8)	5-3						F8		6-3	5	0	1	1	0	0	2											
Pete Rose, S OBP: 0.333, SLG: 0.347 (1, 3)	FC6-4 BB						F9		HR	3	1	0	0	2	1	2											
Mike Schmidt, R OBP: 0.364, SLG: 0.429 (1, 5)	F4								F8	5	1	2	3	0	0	2											
Gary Matthews, R OBP: 0.282, SLG: 0.313 (1, 7)	FC6-4						FC5-4 1B			4	0	0	0	0	0	3											
Bo Diaz, R OBP: 0.347, SLG: 0.576 (1, 2)							6-3			3	1	1	1	1	0	0											
Dick Davis, R OBP: 0.333, SLG: 0.458 George Vukovich, L OBP: 0.282, SLG: 0.368 (1, 9) (8, PH) (9, 9)							WP		F4	3	0	1	0	0	0	1											
Manny Trillo, R OBP: 0.333, SLG: 0.338 Julio Franco, R OBP: 0.320, SLG: 0.304 (1, 4) (9, PR)							L6		F9	3	0	1	0	1	0	1											
Ivan De Jesus, R OBP: 0.301, SLG: 0.239 (1, 6)	FC2-5								SH1-4	2	0	0	0	1	0	2											
Mike Krukow, R OBP: 0.306, SLG: 0.300 Warren Brusstar, R Garry Maddox, R Sparky Lyle, L Greg Gross Ozzie Virgil, R Luis Aguayo, R (1, 1) (7, 1) (7, PH) (8, 1) (9, PH) (9, PH) (9, PH)	F8						F8		6-3	2	0	0	0	0	0	4											
<b>Inning Stats</b>	R: 0 E: 0 K: 0 S: 3	H: 0 LOB: 1 BB: 1 P: 7	R: 0 E: 0 K: 0 S: 4	H: 1 LOB: 2 BB: 1 P: 8	R: 0 E: 0 K: 1 S: 6	H: 1 LOB: 1 BB: 0 P: 6	R: 0 E: 0 K: 0 S: 4	H: 1 LOB: 2 BB: 1 P: 8	R: 0 E: 0 K: 0 S: 3	H: 0 LOB: 0 BB: 0 P: 3	R: 0 E: 0 K: 0 S: 3	H: 0 LOB: 1 BB: 1 P: 7	R: 1 E: 0 K: 1 S: 6	H: 1 LOB: 0 BB: 0 P: 6	R: 0 E: 0 K: 0 S: 4	H: 2 LOB: 2 BB: 2 P: 12	1B: 4 2B: 1 3B: 0 HR: 2	SF: 0 SAC: 1 DP: 0 HBP: 0	WP: 1 PB: 0 SB: 1 CS: 0	PA: 39							
<b>PITCHER</b>	IP	WLS	BF	H	R	ER	SO	BB	IBB	HBP	BLK	WP	HR	S	P	ERA	WHIP										
John Curtis, L ERA: 3.98 Eric Show, R ERA: 0.45 Gary Lucas, L ERA: 3.57 Luis DeLeon, R ERA: 1.88 (1, 1) (8, 1) (9, 1) (9, 1)	7.2		32	5	1	1	1	4	0	0	0	0	0	4	8	27.00	1.500										

San Diego Padres @ Philadelphia Phillies  
Veterans Stadium, Philadelphia, PA  
Fri May 07 1982, 7:05 PM EDT  
Att: 26,113 - Unknown

livebaseballscorecards.com

AB 32  
R 5  
H 7  
RBI 5  
BB 6  
SO 2  
LOB 17





Batter	1	2	3	4	5	6	7	8	9	AB	R	H	RBI	BB	SO	LOB	TOP		
Luis Salazar, R (1, 5) OBP: 0.252, SLG: 0.297	4-0 1-3 S BB		0-0 4-3			0-0 F9		0-3 K		3	0	0	0	1	1	0			
Juan Bonilla, R (1, 4) OBP: 0.325, SLG: 0.355	0-0 1-3		0-0 G4-3 1B			0-3 K			0-0 1-3	4	0	1	0	0	1	1			
Garry Templeton, S (1, 6) OBP: 0.265, SLG: 0.315	0-0 L6		0-0 G4-3 1-2			0-0 1B			0-3 K	4	0	1	0	0	1	2			
Ruppert Jones, L (1, 8) OBP: 0.413, SLG: 0.516	0-0 F8			0-3 K		0-0 G3			0-0 F7	4	0	0	0	0	1	2			
Sixto Lezcano, R (1, 9) OBP: 0.352, SLG: 0.520		0-0 F9		0-0 F8			0-0 6-3			3	0	0	0	0	0	0			
Terry Kennedy, L (1, 2) OBP: 0.284, SLG: 0.395		0-0 HR		0-0 4-3			0-0 F6			3	1	1	1	0	0	0			
Broderick Perkins, L (1, 7) OBP: 0.347, SLG: 0.292		0-0 1B			0-0 4-3		0-0 6-3			3	0	1	0	0	0	0			
Randy Bass, L (1, 3) OBP: 0.176, SLG: 0.133		0-3 K			0-0 4-3			0-0 F8		3	0	0	0	0	1	1			
John Montefusco, R (1, 1) OBP: 0.214, SLG: 0.154					0-0 4-3			0-0 F7		2	0	0	0	0	1	1			
Joe Lefebvre, L (8, PH) OBP: 0.294, SLG: 0.200										1	0	0	0	0	0	0			
Floyd Chiffer, R (8, 1)										0	0	0	0	0	0	0			
<b>Inning Stats</b>	R: 0 E: 0 K: 0 S: 3	H: 0 LOB: 1 BB: 1 P: 7	R: 1 E: 0 K: 2 S: 9	H: 2 LOB: 1 BB: 0 P: 9	R: 0 E: 0 K: 1 S: 3	H: 1 LOB: 0 BB: 0 P: 3	R: 0 E: 0 K: 1 S: 5	H: 0 LOB: 0 BB: 0 P: 5	R: 0 E: 0 K: 1 S: 6	H: 1 LOB: 1 BB: 0 P: 6	R: 0 E: 0 K: 0 S: 3	H: 0 LOB: 0 BB: 0 P: 3	R: 0 E: 0 K: 1 S: 5	H: 0 LOB: 0 BB: 0 P: 5	R: 0 E: 0 K: 1 S: 5	H: 0 LOB: 0 BB: 0 P: 5	1B: 3 2B: 0 3B: 0 HR: 1	SF: 0 SAC: 0 DP: 1 HBP: 0	WP: 0 PA: 31 PB: 0 SB: 1 CS: 0
<b>PITCHER</b> Dick Ruthven, R (1, 1) ERA: 3.99	IP: 9.0 WLS: W BF: 31 H: 4 R: 1 ER: 1 SO: 6 BB: 1 IBB: 0 HBP: 0 BLK: 0 WP: 0 HR: 1 S: 42 P: 46 ERA: 1.00 WHIP: 0.556															<b>PITCHER</b>			

San Diego Padres @ Philadelphia Phillies  
Veterans Stadium, Philadelphia, PA  
Sat May 08 1982, 3:33 AM EDT  
Att: 24,270 - Unknown

livebaseballscores.com

AB 30  
R 1  
H 4  
RBI 1  
BB 1  
SO 6  
LOB 7



Batter	1	2	3	4	5	6	7	8	9	AB	R	H	RBI	BB	SO	LOB	BOTTOM		
Bob Dernier, R (1, 8) OBP: 0.319, SLG: 0.308	4-0 S 1B BB		0-0 6-3		0-0 6-3 S 1B		0-0 F7			3	1	1	0	1	0	1			
Pete Rose, S (1, 3) OBP: 0.330, SLG: 0.343	0-0 F7		0-0 F7		0-0 6-3		0-0 1B			4	1	1	1	0	0	2			
Mike Schmidt, R (1, 5) OBP: 0.396, SLG: 0.538	0-0 BB 1B		0-0 HR		0-0 F8		0-0 S 1B			4	1	3	3	0	0	1			
Gary Matthews, R (1, 7) OBP: 0.271, SLG: 0.300	0-0 F3		0-0 G3		0-3 K		0-0 4-3			4	0	0	0	0	1	3			
Gary Maddox, R (8, 8) OBP: 0.241, SLG: 0.315	0-0 F3						0-0 4-3			0	0	0	0	0	0	0			
Bo Diaz, R (1, 2) OBP: 0.343, SLG: 0.557	4-0 1-2 BB			0-3 K		0-0 6-3		0-3 K		3	0	0	0	1	2	0			
George Vukovich, L (1, 9) OBP: 0.326, SLG: 0.425	0-0 F3			4-0 1B BB		4-0 L4-3 BB		0-0 1B 3B		2	1	1	0	2	0	2			
Manny Trillo, R (1, 4) OBP: 0.342, SLG: 0.348		0-0 F9		0-0 1-2 1B		0-0 L4-3		0-0 1B		4	0	2	1	0	0	1			
Ivan De Jesus, R (1, 6) OBP: 0.299, SLG: 0.240		0-0 F9		0-0 F8			0-0 SH1-4 1B	0-0 9-3		4	1	1	0	0	0	3			
Dick Ruthven, R (1, 1) OBP: 0.182, SLG: 0.182		0-0 F9		0-0 F9			0-0 SH1-4			2	0	0	0	0	0	2			
<b>Inning Stats</b>	R: 1 E: 0 K: 0 S: 4	H: 1 LOB: 2 BB: 2 P: 12	R: 0 E: 0 K: 0 S: 3	H: 0 LOB: 0 BB: 0 P: 3	R: 1 E: 0 K: 0 S: 4	H: 1 LOB: 0 BB: 0 P: 4	R: 0 E: 0 K: 1 S: 6	H: 1 LOB: 2 BB: 1 P: 10	R: 0 E: 0 K: 0 S: 2	H: 0 LOB: 1 BB: 1 P: 6	R: 2 E: 0 K: 0 S: 6	H: 3 LOB: 1 BB: 0 P: 6	R: 1 E: 0 K: 1 S: 6	H: 2 LOB: 0 BB: 0 P: 6	R: 1 E: 0 K: 1 S: 6	H: 2 LOB: 0 BB: 0 P: 6	1B: 7 2B: 2 3B: 1 HR: 1	SF: 0 SAC: 1 DP: 2 HBP: 0	WP: 0 PA: 35 PB: 0 SB: 4 CS: 0
<b>PITCHER</b> John Montefusco, R (1, 1) ERA: 5.05	IP: 7.0 WLS: L BF: 31 H: 7 R: 4 ER: 4 SO: 2 BB: 4 IBB: 0 HBP: 0 BLK: 0 WP: 0 HR: 1 S: 31 P: 47 ERA: 5.14 WHIP: 1.571															<b>PITCHER</b>			
Floyd Chiffer, R (8, 1) ERA: 2.35	IP: 1.0 WLS: L BF: 4 H: 2 R: 1 ER: 1 SO: 1 BB: 0 IBB: 0 HBP: 0 BLK: 0 WP: 0 HR: 0 S: 6 P: 6 ERA: 9.00 WHIP: 2.000															<b>PITCHER</b>			

San Diego Padres @ Philadelphia Phillies  
Veterans Stadium, Philadelphia, PA  
Sat May 08 1982, 3:33 AM EDT  
Att: 24,270 - Unknown

livebaseballscores.com

AB 30  
R 5  
H 9  
RBI 5  
BB 4  
SO 3  
LOB 15





Batter	1	2	3	4	5	6	7	8	9	AB	R	H	RBI	BB	SO	LOB	TOP					
Alan Wiggins, S OBP: 0.333, SLG: 0.273 (1, 7)	F8	F3						1B 2B	4-3	5	1	2	0	0	0	1						
Juan Bonilla, R OBP: 0.319, SLG: 0.348 (1, 4)	F3		F3					2B 1B	K	5	1	1	0	0	2	1						
Garry Templeton, S OBP: 0.282, SLG: 0.357 (1, 6)			K					1B 2B		4	2	3	1	0	1	0						
Sixto Lezcano, R OBP: 0.348, SLG: 0.505 (1, 9)			L6					5-3		3	0	0	0	1	0	3						
Luis Salazar, R OBP: 0.270, SLG: 0.314 (1, 5)	K							1B		4	1	3	2	0	1	2						
Kurt Bevacqua, R OBP: 0.370, SLG: 0.286 (1, 3)								1B		2	1	2	2	0	0	0						
Dave Edwards, R OBP: 0.231, SLG: 0.308 (1, 8)			K					1B		4	0	0	0	0	3	3						
Doug Gwosdz, R OBP: 0.294, SLG: 0.200 (1, 2)			K					1B		4	0	0	0	0	2	3						
Tim Lollar, L OBP: 0.474, SLG: 0.778 (1, 1)								1B		4	0	1	1	0	1	0						
<b>Inning Stats</b>	R: 0 E: 0 K: 1 S: 6	H: 1 LOB: 2 BB: 1 P: 10	R: 1 E: 0 K: 2 S: 9	H: 2 LOB: 1 BB: 0 P: 9	R: 0 E: 0 K: 1 S: 5	H: 0 LOB: 0 BB: 0 P: 5	R: 0 E: 0 K: 1 S: 6	H: 1 LOB: 1 BB: 0 P: 6	R: 0 E: 0 K: 1 S: 5	H: 1 LOB: 0 BB: 0 P: 5	R: 1 E: 0 K: 0 S: 4	H: 2 LOB: 0 BB: 0 P: 4	R: 0 E: 0 K: 1 S: 5	H: 0 LOB: 0 BB: 0 P: 5	R: 4 E: 0 K: 2 S: 12	H: 5 LOB: 1 BB: 0 P: 12	R: 0 E: 0 K: 1 S: 5	H: 0 LOB: 0 BB: 0 P: 5	1B: 8 2B: 4 3B: 0 HR: 0	SF: 1 SAC: 1 DP: 0 HBP: 0	WP: 0 PB: 0 CS: 2 SB: 2	PA: 39
<b>PITCHER</b>	IP	WLS	BF	H	R	ER	SO	BB	IBB	HBP	BLK	WP	HR	S	P	ERA	WHIP					
Steve Carlton, L ERA: 4.98 (1, 1)	7.0	L	30	10	5	5	7	1	0	0	1	0	0	43	47	6.43	1.571					
Ed Farmer, R ERA: 3.46 (8, 1)	1.0		5	2	1	1	2	0	0	0	0	0	0	9	9	9.00	2.000					
Porfi Altamirano, R ERA: (9, 1)	1.0		3	0	0	0	1	0	0	0	0	0	0	5	5	0.00	0.000					

**San Diego Padres @ Philadelphia Phillies**  
Veterans Stadium, Philadelphia, PA  
Sun May 09 1982, 7:05 PM EDT  
Att: 36,593 - Unknown

livebaseballscorecards.com

AB 35  
R 6  
H 12  
RBI 6  
BB 1  
SO 10  
LOB 13




Batter	1	2	3	4	5	6	7	8	9	AB	R	H	RBI	BB	SO	LOB	BOTTOM				
Bob Dernier, R OBP: 0.316, SLG: 0.304 (1, 8)	F3		K							4	0	1	0	0	1	1					
Pete Rose, S OBP: 0.319, SLG: 0.330 (1, 3)	5-3		G4-6-3						1B	4	0	0	0	0	1	2					
Mike Schmidt, R OBP: 0.365, SLG: 0.488 (1, 5)	F9									4	0	0	0	0	1	1					
Gary Matthews, R OBP: 0.273, SLG: 0.311 (1, 7)										3	0	1	0	0	1	0					
Bo Diaz, R OBP: 0.333, SLG: 0.538 (1, 2)										3	0	0	0	0	1	1					
Dick Davis, R OBP: 0.333, SLG: 0.471 (1, 9)										3	0	1	0	0	1	0					
Manny Trillo, R OBP: 0.329, SLG: 0.333 (1, 4)										3	0	0	0	0	2	2					
Luis Aguayo, R OBP: 0.364, SLG: 0.700 (9, 4)										0	0	0	0	0	0	0					
Ivan De Jesus, R OBP: 0.291, SLG: 0.232 (1, 6)										3	0	0	0	0	0	2					
Steve Carlton, L OBP: 0.200, SLG: 0.350 (1, 1)										2	0	1	0	0	0	0					
Ed Farmer, R (8, 1)										0	0	0	0	0	0	0					
Porfi Altamirano, R (9, 1)										0	0	0	0	0	0	0					
Garry Maddox, R OBP: 0.237, SLG: 0.309 (9, PH)										1	0	0	0	0	1	0					
<b>Inning Stats</b>	R: 0 E: 0 K: 0 S: 3	H: 0 LOB: 0 BB: 0 P: 3	R: 0 E: 0 K: 1 S: 7	H: 2 LOB: 2 BB: 0 P: 7	R: 0 E: 0 K: 1 S: 5	H: 1 LOB: 0 BB: 0 P: 5	R: 0 E: 0 K: 1 S: 5	H: 0 LOB: 0 BB: 0 P: 5	R: 0 E: 0 K: 1 S: 5	H: 0 LOB: 0 BB: 0 P: 5	R: 0 E: 0 K: 2 S: 7	H: 0 LOB: 0 BB: 0 P: 7	R: 0 E: 0 K: 1 S: 5	H: 0 LOB: 1 BB: 0 P: 5	R: 0 E: 0 K: 1 S: 6	H: 1 LOB: 0 BB: 0 P: 6	1B: 2 2B: 2 3B: 0 HR: 0	SF: 0 SAC: 0 DP: 1 HBP: 0	WP: 0 PB: 0 CS: 0 SB: 0	PA: 30	
<b>PITCHER</b>	IP	WLS	BF	H	R	ER	SO	BB	IBB	HBP	BLK	WP	HR	S	P	ERA	WHIP				
Tim Lollar, L ERA: 2.1 (1, 1)	9.0	W	30	4	0	0	9	0	0	0	0	0	0	48	48	0.00	0.444				

**San Diego Padres @ Philadelphia Phillies**  
Veterans Stadium, Philadelphia, PA  
Sun May 09 1982, 7:05 PM EDT  
Att: 36,593 - Unknown

livebaseballscorecards.com

AB 30  
R 0  
H 4  
RBI 0  
BB 0  
SO 9  
LOB 9









Batter	1	2	3	4	5	6	7	8	9	AB	R	H	RBI	BB	SO	LOB	TOP										
Steve Sax, R OBP: 0.369, SLG: 0.344	5-3	WP S 1B		F9		BB BB			FC6-4 4-3	4	0	1	1	2	0	2											
Ken Landreau, L OBP: 0.422, SLG: 0.432	F8 1B	SF7		1B		K			4-3	4	1	2	2	0	2	4											
Derrel Thomas, S OBP: 0.500, SLG: 0.375	1B			2B						1	0	0	0	0	0	1											
Dusty Baker Jr., R OBP: 0.358, SLG: 0.477	1B	WP BB		CS 1B		G4-3 BB		2B 1B	K	4	1	3	1	2	1	1											
Pedro Guerrero, R OBP: 0.373, SLG: 0.548	F8	F4		BB		G4-3		K		4	0	0	0	1	1	7											
Steve Garvey, R OBP: 0.270, SLG: 0.357	1-3		5-3	K			1-3	1B 2B		5	1	1	0	0	1	3											
Ron Cey, R OBP: 0.349, SLG: 0.409		BB 1B	1B		6-3		K	K		5	1	2	0	0	2	2											
Mike Scioscia, L OBP: 0.227		BB 1B			F7					2	2	0	0	2	0	1	AB 36										
Rick Monday, L OBP: 0.462, SLG: 0.577	SH1-4 1B	BB			F5		BB 1B			1	0	1	2	0	0	0	R 8										
Steve Yeager, R OBP: 0.333, SLG: 0.429	1B						BB	2H 3H 1B		0	0	0	0	0	0	0	H 13										
Bill Russell, R OBP: 0.408, SLG: 0.349			6-3							3	1	2	1	1	0	1	RBI 8										
Jay Johnstone, L OBP: 0.333, SLG: 0.364	1B	SH1-4 SF7 1B					BB 1B			1	0	0	0	0	1	1	BB 10										
Mark Belanger, R OBP: 0.333, SLG: 0.364	2H						BB			0	0	0	0	0	0	0	SO 8										
Jerry Reuss, L OBP: 0.235, SLG: 0.133										1	1	0	0	0	1	0	LOB 24										
Alejandro Pena, R OBP: 0.316, SLG: 0.400	SH1-4			WP 2B BB	F7			FC6-4 BB		0	0	0	0	0	0	0											
Jorge Orta, L OBP: 0.316, SLG: 0.400	1-2 2-3									0	0	0	0	0	0	0											
Steve Howe, L OBP: 0.333, SLG: 0.200										0	0	0	0	0	0	0											
Jose Morales, R OBP: 0.333, SLG: 0.200										0	0	0	0	1	0	0											
Inning Stats	R: 0 E: 0 K: 0 S: 5	H: 2 LOB: 2 BB: 0 P: 5	R: 3 E: 0 K: 0 S: 6	H: 3 LOB: 2 BB: 2 P: 14	R: 0 E: 0 K: 0 S: 4	H: 1 LOB: 1 BB: 0 P: 4	R: 2 E: 0 K: 1 S: 6	H: 2 LOB: 1 BB: 2 P: 14	R: 0 E: 0 K: 0 S: 4	H: 1 LOB: 1 BB: 0 P: 4	R: 0 E: 0 K: 1 S: 4	H: 0 LOB: 3 BB: 2 P: 12	R: 1 E: 0 K: 2 S: 8	H: 1 LOB: 3 BB: 3 P: 20	R: 2 E: 0 K: 3 S: 12	H: 3 LOB: 1 BB: 0 P: 12	R: 0 E: 0 K: 1 S: 5	H: 0 LOB: 1 BB: 1 P: 9	1B: 11 2B: 2 3B: 0 HR: 0	SF: 1 SAC: 1 DP: 1 HBP: 0	WP: 2 PB: 0 SB: 1 CS: 1	PA: 48					
PITCHER	IP	WLS	BF	H	R	ER	SO	BB	IBB	HBP	BLK	WP	HR	S	P	ERA	WHIP										
Mike Krukow, R ERA: 3.27	3.1		21	8	5	5	0	3	0	0	0	2	0	18	30	13.50	3.300										
Porfi Altamirano, R ERA: 4.61	2.0	W	9	1	0	0	2	3	0	0	0	0	0	10	22	0.00	2.000										
Ed Farmer, R ERA: 6.61	3.0		16	4	3	3	5	4	0	0	0	0	0	22	38	9.00	2.667										
Sparky Lyle, L ERA: 3.18	0.1		1	0	0	0	0	0	0	0	0	0	0	1	1	0.00	0.000										
Warren Brusstar, R ERA: 4.09	0.1	S	1	0	0	0	1	0	0	0	0	0	0	3	3	0.00	0.000										

Los Angeles Dodgers @ Philadelphia Phillies  
Veterans Stadium, Philadelphia, PA  
Tue May 11 1982, 7:05 PM EDT  
Att: 25,269 - Unknown

AB 36  
R 8  
H 13  
RBI 8  
BB 10  
SO 8  
LOB 24




Batter	1	2	3	4	5	6	7	8	9	AB	R	H	RBI	BB	SO	LOB	BOTTOM										
Bob Dernier, R OBP: 0.326, SLG: 0.289	1B SF9 BB	K		K		E1 S 1B	F8			4	2	0	0	1	2	2											
Pete Rose, S OBP: 0.331, SLG: 0.345	S 1B		6-3		3B	S E FC6-4 1B		K		5	3	3	1	0	1	0											
Mike Schmidt, R OBP: 0.355, SLG: 0.480	SF9		F8		1B 3B	E4 FC6-4 S		K		4	1	1	2	0	1	1											
Gary Matthews, R OBP: 0.294, SLG: 0.324	2B 1B				1B 1B G1-2-3 1B	F4		F2		5	1	3	2	0	0	2											
Warren Brusstar, R	1B			1B						0	0	0	0	0	0	0											
Bo Diaz, R OBP: 0.360, SLG: 0.612	2B		4-3		G1-2-3 E 1B	FC6-4 IBB				3	1	2	1	1	0	1											
Dick Davis, R OBP: 0.328, SLG: 0.455	1-3			5-3		FC6-4				4	1	1	1	0	0	3											
George Ykovich, L OBP: 0.333, SLG: 0.432					E 1B	FC6-4				0	0	0	0	0	0	0											
Manny Trillo, R OBP: 0.330, SLG: 0.358	6-3				G1-2-3 E 1B	FC6-4				4	0	1	0	0	0	6											
Ivan De Jesus, R OBP: 0.286, SLG: 0.231		F9		E4 FC3-5	E7 1B		4-3			4	0	1	2	0	0	1											
Mike Krukow, R OBP: 0.091, SLG: 0.091		5-3		FC3-5	1-3					1	0	0	0	0	0	0											
Porfi Altamirano, R										2	0	0	0	0	0	3											
Ed Farmer, R										1	0	0	0	0	0	0											
Sparky Lyle, L										0	0	0	0	0	0	0											
Greg Gross, L OBP: 0.370, SLG: 0.292				1-2 2-3						0	0	0	0	0	0	0											
Inning Stats	R: 3 E: 0 K: 0 S: 6	H: 3 LOB: 1 BB: 1 P: 10	R: 0 E: 0 K: 1 S: 5	H: 0 LOB: 0 BB: 0 P: 5	R: 0 E: 0 K: 0 S: 4	H: 1 LOB: 1 BB: 0 P: 4	R: 0 E: 1 K: 1 S: 7	H: 1 LOB: 2 BB: 0 P: 7	R: 4 E: 1 K: 0 S: 8	H: 6 LOB: 1 BB: 0 P: 8	R: 2 E: 2 K: 0 S: 6	H: 1 LOB: 2 BB: 1 P: 10	R: 0 E: 0 K: 2 S: 3	H: 0 LOB: 0 BB: 0 P: 3	R: 0 E: 0 K: 2 S: 7	H: 0 LOB: 0 BB: 0 P: 7	1B: 9 2B: 2 3B: 1 HR: 0	SF: 1 SAC: 0 DP: 1 HBP: 0	WP: 0 PB: 0 SB: 5 CS: 0	PA: 40							
PITCHER	IP	WLS	BF	H	R	ER	SO	BB	IBB	HBP	BLK	WP	HR	S	P	ERA	WHIP										
Jerry Reuss, L ERA: 2.73	4.0	L	23	9	7	7	2	1	0	0	0	0	0	26	30	15.75	2.500										
Alejandro Pena, R ERA: 2.12	2.0		11	3	2	0	0	0	1	0	0	0	0	10	14	0.00	1.500										
Steve Howe, L ERA: 4.4	2.0		6	0	0	0	2	0	0	0	0	0	0	10	10	0.00	0.000										

Los Angeles Dodgers @ Philadelphia Phillies  
Veterans Stadium, Philadelphia, PA  
Tue May 11 1982, 7:05 PM EDT  
Att: 25,269 - Unknown

AB 37  
R 9  
H 12  
RBI 9  
BB 2  
SO 4  
LOB 19





Batter	1	2	3	4	5	6	7	8	9	AB	R	H	RBI	BB	SO	LOB	TOP		
Steve Sax, R OBP: 0.366, SLG: 0.341	1-3		G4-6-3 1B			5-3		5-3		4	0	1	0	0	0	0	<b>Los Angeles Dodgers @ Philadelphia Phillies</b> <b>Veterans Stadium, Philadelphia, PA</b> Wed May 12 1982, 7:05 PM EDT Att: 25,977 - Unknown		
Ken Landreaux, L OBP: 0.497, SLG: 0.414	3-1		G4-6-3 1-2			6-3		5-3		4	0	0	0	0	0	1			
Dusty Baker Jr., R OBP: 0.354, SLG: 0.470	F7					6-3			F6	4	0	1	0	0	0	0			
Pedro Guerrero, R OBP: 0.385, SLG: 0.597										4	2	3	1	0	0	1			
Steve Garvey, R OBP: 0.270, SLG: 0.353										4	1	1	1	0	0	2			
Ron Cey, R OBP: 0.361, SLG: 0.415										3	0	2	0	1	1	1			
Mike Scioscia, L OBP: 0.323, SLG: 0.221										2	0	0	1	1	0	2			
Bill Russell, R OBP: 0.393, SLG: 0.333										4	0	0	0	0	0	5			
Bob Welch, R Terry Forster, L Jay Johnstone, L Dave Stewart, R Jorge Orta, L Alejandro Pena, R			K							1	0	0	0	0	0	1			
<b>Inning Stats</b>	R: 0 E: 0 K: 0 S: 3	H: 0 LOB: 0 BB: 0 P: 3	R: 1 E: 0 K: 0 S: 5	H: 2 LOB: 1 BB: 0 P: 5	R: 0 E: 0 K: 1 S: 5	H: 1 LOB: 0 BB: 0 P: 5	R: 0 E: 0 K: 0 S: 3	H: 1 LOB: 1 BB: 1 P: 3	R: 0 E: 0 K: 0 S: 3	H: 0 LOB: 0 BB: 0 P: 3	R: 1 E: 0 K: 0 S: 5	H: 2 LOB: 1 BB: 0 P: 5	R: 0 E: 0 K: 0 S: 3	H: 0 LOB: 0 BB: 0 P: 3	R: 1 E: 0 K: 1 S: 7	H: 2 LOB: 2 BB: 1 P: 11	1B: 5 2B: 2 3B: 0 HR: 1	SF: 1 SAC: 0 DP: 2 HBP: 0	WP: 0 PA: 35 PB: 0 SB: 0 CS: 0
<b>PITCHER</b>	IP WLS BF H R ER SO BB IBB HBP BLK WP HR S P ERA WHIP																		
Ron Reed, R ERA: 2.4	(1, 1)	7.0	W	26	6	2	2	1	1	0	0	0	0	0	1	27	31	2.57	1.000
Porfi Altamirano, R ERA: 1.8	(8, 1)	2.0		9	2	1	1	1	1	0	0	0	0	0	0	10	14	4.50	1.500

Batter	1	2	3	4	5	6	7	8	9	AB	R	H	RBI	BB	SO	LOB	BOTTOM		
Bob Dernier, R OBP: 0.341, SLG: 0.300	1-3									4	2	2	0	1	0	2	<b>Los Angeles Dodgers @ Philadelphia Phillies</b> <b>Veterans Stadium, Philadelphia, PA</b> Wed May 12 1982, 7:05 PM EDT Att: 25,977 - Unknown		
Pete Rose, S Del Unser, L										5	2	4	2	0	0	0			
Mike Schmidt, R OBP: 0.358, SLG: 0.463										4	1	1	0	1	1	1			
Gary Matthews, R Porfi Altamirano, R										3	1	1	1	1	1	1			
Bo Diaz, R Ozzie Virgil, R										1	1	0	0	1	0	2			
George Vukovich, L OBP: 0.358, SLG: 0.458										4	1	2	3	1	0	1			
Manny Trillo, R OBP: 0.323, SLG: 0.349										5	0	1	1	0	2	4			
Ivan De Jesus, R OBP: 0.290, SLG: 0.250										4	1	1	0	1	1	2			
Ron Reed, R Greg Gross, L										2	0	1	2	0	0	0			
<b>Inning Stats</b>	R: 2 E: 0 K: 1 S: 6	H: 2 LOB: 2 BB: 3 P: 18	R: 2 E: 0 K: 0 S: 7	H: 5 LOB: 2 BB: 0 P: 7	R: 0 E: 0 K: 2 S: 7	H: 0 LOB: 0 BB: 0 P: 7	R: 1 E: 0 K: 0 S: 4	H: 1 LOB: 1 BB: 1 P: 8	R: 1 E: 0 K: 0 S: 4	H: 1 LOB: 2 BB: 1 P: 9	R: 0 E: 0 K: 2 S: 7	H: 0 LOB: 0 BB: 0 P: 7	R: 0 E: 0 K: 1 S: 5	H: 0 LOB: 1 BB: 1 P: 9	R: 5 E: 1 K: 1 S: 10	H: 5 LOB: 1 BB: 1 P: 14	1B: 12 2B: 1 3B: 1 HR: 0	SF: 1 SAC: 0 DP: 0 HBP: 1	WP: 1 PA: 44 PB: 0 SB: 2 CS: 2
<b>PITCHER</b>	IP WLS BF H R ER SO BB IBB HBP BLK WP HR S P ERA WHIP																		
Bob Welch, R ERA: 3.72	(1, 1)	3.0	L	17	7	4	4	3	3	0	0	0	0	0	0	20	32	12.00	3.333
Terry Forster, L ERA: 6.75	(4, 1)	1.0		5	1	1	1	0	1	0	0	0	0	0	4	8	9.00	2.000	
Dave Stewart, R ERA: 9.42	(5, 1)	3.0		13	1	1	1	3	1	1	1	0	0	0	16	25	3.00	0.667	
Alejandro Pena, R ERA: 4.5	(8, 1)	1.0		9	5	5	5	1	1	0	0	0	1	0	10	14	45.00	6.000	



Batter	1	2	3	4	5	6	7	8	9	AB	R	H	RBI	BB	SO	LOB	TOP					
<b>Chili Davis, S</b> OBP: 0.364, SLG: 0.437 (1, 8)	F5		6-3			4-3		FC6-4 1B		4	0	1	0	0	0	0	<b>San Francisco Giants @ Philadelphia Phillies</b> <b>Veterans Stadium, Philadelphia, PA</b> Thu May 13 1982, 7:05 PM EDT Att: 23,053 - Unknown					
<b>Joe Morgan, L</b> OBP: 0.361, SLG: 0.344 (1, 4)	3-1		F9			3-1		FC6-4 1-2		4	0	0	0	0	0	1						
<b>Tom O'Malley, L</b> OBP: 0.346, SLG: 0.500 (1, 5)	L5			G3				F7		4	0	1	0	0	0	1						
<b>Darrell Evans, L</b> OBP: 0.356, SLG: 0.423 (1, 3)		3-1 1B 2B		F6		3-1		G3		4	1	1	0	0	0	2						
<b>Jack Clark, R</b> OBP: 0.355, SLG: 0.366 (1, 9)		K		FC5-4 BB			BLK 1B		6-3	3	0	1	0	1	1	1						
<b>Champ Summers, L</b> OBP: 0.327, SLG: 0.311 (1, 7)	3-1			FC5-4 1-2			F9		F8	4	0	0	0	0	0	3						
<b>Milt May, L</b> OBP: 0.305, SLG: 0.355 (1, 2)		2-3 1B			F7		BLK 1-2 1B		1-3	4	0	2	1	0	0	0						
<b>Johnnie LeMaster, R</b> OBP: 0.298, SLG: 0.258 (1, 6)		4-3			F8		6-3 1-2 2-3			3	0	0	0	0	0	3						
<b>Alan Fowlkes, R</b> OBP: 0.231, SLG: 0.167 (1, 1)			K					F8		2	0	0	0	0	0	2						
<b>Jim Barr, R</b> OBP: 0.333, SLG: 0.333 (5, 1)					K					0	0	0	0	0	0	0						
<b>Dave Bergman, L</b> OBP: 0.369, SLG: 0.375 (7, PH)										1	0	0	0	0	0	2						
<b>Fred Breining, R</b> OBP: 0.369, SLG: 0.375 (7, 1)										0	0	0	0	0	0	0						
<b>Inning Stats</b>	R: 0 E: 0 K: 0 S: 3	H: 0 LOB: 0 BB: 0 P: 3	R: 1 E: 0 K: 1 S: 7	H: 2 LOB: 1 BB: 0 P: 7	R: 0 E: 0 K: 1 S: 5	H: 0 LOB: 0 BB: 0 P: 5	R: 0 E: 0 K: 0 S: 3	H: 0 LOB: 1 BB: 1 P: 7	R: 0 E: 0 K: 1 S: 5	H: 0 LOB: 0 BB: 0 P: 5	R: 0 E: 0 K: 0 S: 4	H: 1 LOB: 1 BB: 0 P: 4	R: 0 E: 0 K: 0 S: 5	H: 2 LOB: 2 BB: 0 P: 5	R: 0 E: 0 K: 0 S: 4	H: 1 LOB: 1 BB: 0 P: 4	R: 0 E: 0 K: 0 S: 3	H: 0 LOB: 0 BB: 0 P: 3	1B: 5 2B: 1 3B: 0 HR: 0	SF: 0 SAC: 0 DP: 0 HBP: 0	WP: 0 PB: 0 SB: 0 CS: 0	PA: 34
<b>PITCHER</b> <b>Dick Ruthven, R</b> ERA: 3.42 (1, 1)	IP: 9.0 WLS: W BF: 34 H: 6 R: 1 ER: 1 SO: 3 BB: 1 IBB: 0 HBP: 0 BLK: 1 WP: 0 HR: 0 S: 39 P: 43 ERA: 1.00 WHIP: 0.778															<b>PITCHER</b>						

Batter	1	2	3	4	5	6	7	8	9	AB	R	H	RBI	BB	SO	LOB	BOTTOM			
<b>Bob Dernier, R</b> OBP: 0.365, SLG: 0.345 (1, 8) (9, 9)	3-1 1B 2B		1B		BLK S E BB	E5 CS		2H 2B		4	2	3	1	1	0	0	<b>San Francisco Giants @ Philadelphia Phillies</b> <b>Veterans Stadium, Philadelphia, PA</b> Thu May 13 1982, 7:05 PM EDT Att: 23,053 - Unknown			
<b>Pete Rose, S</b> OBP: 0.350, SLG: 0.366 (1, 3) <b>Del Unser, L</b> (9, 3)	3-1		HBP 1B		1-3	CS		4-3		5	1	2	0	0	0	3				
<b>Mike Schmidt, R</b> OBP: 0.394, SLG: 0.500 (1, 5)	2-3 HR 1B		1-2 HBP		1-3	1-2	2B SF8 1B			2	3	2	1	1	0	0				
<b>Gary Matthews, R</b> OBP: 0.299, SLG: 0.350 (1, 7) <b>Gary Maddox, R</b> OBP: 0.237, SLG: 0.309 (9, 8)	1H HR		K		K		SF8			3	1	1	3	0	2	4				
<b>Bo Diaz, R</b> OBP: 0.356, SLG: 0.583 (1, 2)	6-3		K		E6 BLK		1-6-3			0	0	0	1	0	1	3				
<b>George Vukovich, L</b> OBP: 0.351, SLG: 0.431 (1, 9) (9, 7)	F8				G3		4-3			3	0	0	0	1	0	0				
<b>Manny Trillo, R</b> OBP: 0.320, SLG: 0.344 (1, 4)		F7		K		F9		FC5-4 1B		4	0	1	0	0	1	2				
<b>Ivan De Jesus, R</b> OBP: 0.289, SLG: 0.250 (1, 6)	1-3			1B		4-3		FC5-4 S 2B		4	1	1	0	0	0	1				
<b>Dick Ruthven, R</b> OBP: 0.133, SLG: 0.133 (1, 1)	K			4-3		6-3		K		4	0	0	0	0	2	2				
<b>Inning Stats</b>	R: 3 E: 0 K: 0 S: 6	H: 3 LOB: 0 BB: 0 P: 6	R: 0 E: 0 K: 1 S: 5	H: 0 LOB: 0 BB: 0 P: 5	R: 0 E: 0 K: 2 S: 8	H: 2 LOB: 2 BB: 0 P: 9	R: 0 E: 0 K: 1 S: 6	H: 1 LOB: 1 BB: 0 P: 6	R: 2 E: 1 K: 1 S: 6	H: 0 LOB: 2 BB: 3 P: 18	R: 0 E: 1 K: 0 S: 3	H: 0 LOB: 0 BB: 0 P: 3	R: 2 E: 0 K: 0 S: 5	H: 2 LOB: 0 BB: 0 P: 5	R: 1 E: 0 K: 1 S: 7	H: 2 LOB: 1 BB: 0 P: 7		1B: 6 2B: 3 3B: 0 HR: 1	SF: 1 SAC: 0 DP: 0 HBP: 1	WP: 0 PB: 0 SB: 2 CS: 1
<b>PITCHER</b> <b>Alan Fowlkes, R</b> ERA: 5.45 (1, 1)	IP: 4.2 WLS: L BF: 24 H: 6 R: 5 ER: 3 SO: 3 BB: 2 IBB: 1 HBP: 1 BLK: 2 WP: 0 HR: 1 S: 30 P: 43 ERA: 5.79 WHIP: 1.714															<b>PITCHER</b>				
<b>Jim Barr, R</b> ERA: 2.0 (5, 1)	1.1 4 0 0 0 0 0 0 0 0 0 0 4 4 0.00 0.000																			
<b>Fred Breining, R</b> ERA: 4.09 (7, 1)	2.0 10 4 3 3 1 0 0 0 0 0 0 12 12 13.50 2.000																			



Batter	1	2	3	4	5	6	7	8	9	AB	R	H	RBI	BB	SO	LOB	TOP			
Chili Davis, S OBP: 0.354, SLG: 0.423 (1, 8)	0-3 K ①		0-0 F9 ③			0-0 F3 ③		0-0 F3 ①	4 0 0 0 0 1 1								<b>San Francisco Giants @ Philadelphia Phillies</b> <b>Veterans Stadium, Philadelphia, PA</b> Fri May 14 1982, 7:05 PM EDT Att: 33,541 - Unknown			
Joe Morgan, L OBP: 0.348, SLG: 0.330 (1, 4)	0-0 4-3 ②			0-0 L6 ①		0-0 F8 ①		0-0 4-3 ②	4 0 0 0 0 0 0											
Guy Sularz, R OBP: 0.296, SLG: 0.280 (1, 5)	0-3 K ③			0-3 K ②		0-0 F4 ②		0-0 F8 ③	4 0 0 0 0 2 0											
Jack Clark, R OBP: 0.347, SLG: 0.356 (1, 9)		0-0 F8 ①		0-0 F4 ③		0-0 5-3 ③			3 0 0 0 0 0 0											
Jim Wohlford, R OBP: 0.404, SLG: 0.488 (1, 7)	0-3 K ②			0-3 K ①			0-0 F9 ①		3 0 0 0 0 2 0											
Darrell Evans, L OBP: 0.348, SLG: 0.412 (1, 3)	0-0 G3 ③			0-0 4-3 ②			0-0 F8 ②		3 0 0 0 0 0 0											
Bob Brenly, R OBP: 0.333, SLG: 0.333 (1, 2)			0-0 F9 ①		0-3 K ③			0-0 1B 1B	3 0 1 0 0 1 0											
Johnnie LeMaster, R OBP: 0.299, SLG: 0.260 (1, 6)			0-3 K ②		0-0 F6 ①			0-0 1B 1B	3 0 1 0 0 1 0											
Rich Gale, R OBP: 0.267, SLG: 0.083 (8, PH)			4-0 BB		0-3 K ②			0-0 L4 ③	1 0 0 0 1 1 0											
Duane Kuiper, L OBP: 0.362, SLG: 0.354 (8, 1)									1 0 0 0 0 0 2											
Greg Minton, S OBP: 0.333, SLG: 0.667 (8, 1)									0 0 0 0 0 0 0											
<b>Inning Stats</b>	R: 0 E: 0 K: 2 S: 7	H: 0 LOB: 0 BB: 0 P: 7	R: 0 E: 0 K: 1 S: 5	H: 0 LOB: 0 BB: 0 P: 5	R: 0 E: 0 K: 1 S: 5	H: 0 LOB: 1 BB: 1 P: 9	R: 0 E: 0 K: 1 S: 5	H: 0 LOB: 0 BB: 0 P: 5	R: 0 E: 0 K: 1 S: 7	H: 0 LOB: 0 BB: 0 P: 7	R: 0 E: 0 K: 0 S: 3	H: 0 LOB: 0 BB: 0 P: 3	R: 0 E: 0 K: 0 S: 5	H: 2 LOB: 2 BB: 0 P: 5	R: 0 E: 0 K: 0 S: 3	H: 0 LOB: 0 BB: 0 P: 3	1B: 2 2B: 0 3B: 0 HR: 0	SF: 0 SAC: 0 DP: 0 HBP: 0	WP: 0 PB: 0 SB: 0 CS: 0	PA: 30
<b>PITCHER</b> Steve Carlton, L ERA: 4.29 (1, 1)	IP: 9.0 WLS: W BF: 30 H: 2 R: 0 ER: 0 SO: 8 BB: 1 IBB: 0 HBP: 0 BLK: 0 WP: 0 HR: 0 S: 45 P: 49 ERA: 0.00 WHIP: 0.333															<b>PITCHER</b>				

AB	29
R	0
H	2
RBI	0
BB	1
SO	8
LOB	3



Batter	1	2	3	4	5	6	7	8	9	AB	R	H	RBI	BB	SO	LOB	BOTTOM			
Bob Dernier, R OBP: 0.360, SLG: 0.341 (1, 8)	0-0 6-3 ①	0-3 K ③		0-0 1B ①			0-0 6-3 ①		4 0 1 0 0 1 1								<b>San Francisco Giants @ Philadelphia Phillies</b> <b>Veterans Stadium, Philadelphia, PA</b> Fri May 14 1982, 7:05 PM EDT Att: 33,541 - Unknown			
Pete Rose, S OBP: 0.348, SLG: 0.362 (1, 3)	0-0 F7 ②		0-0 1B SF7 1B ③	0-0 F7 ③		0-0 6-3 ②		0-0 6-3 ②	4 1 1 0 0 0 1											
Mike Schmidt, R OBP: 0.400, SLG: 0.508 (1, 5)	0-0 2B ②		4-0 1B 1-2 BB ③	0-0 L8 ①		0-0 K ③			3 1 1 0 1 1 0											
Gary Matthews, R OBP: 0.313, SLG: 0.372 (8, PR)	0-0 2B ②		0-0 1B 1-2 2-3 ③	0-0 6-3 ②			0-0 G4-6-3 1B ①		4 0 3 1 0 0 0											
Gary Maddox, R OBP: 0.237, SLG: 0.309 (9, 7)	2H 2B ②		0-0 1B ①	0-0 F8 ③			0-0 G4-6-3 1B ①		0 0 0 0 0 0 0											
Bo Diaz, R OBP: 0.352, SLG: 0.571 (1, 2)	4-0 BB ③		0-0 SF7 ①	0-0 F8 ③			0-0 G4-6-3 1B ①		2 0 0 1 1 0 1											
George Vukovich, L OBP: 0.361, SLG: 0.436 (1, 9)	0-0 F9 ③		0-0 F6 ②	0-0 6-3 1B ①		0-0 6-3 1B ①		0-0 1B 1B ①	4 0 2 0 0 0 4											
Manny Trillo, R OBP: 0.327, SLG: 0.344 (1, 4)		4-0 1B BB ①	0-0 F9 ③	0-0 6-3 1B ①		0-0 6-3 1B ①		0-0 1B 1B ①	3 0 1 0 1 0 3											
Ivan De Jesus, R OBP: 0.288, SLG: 0.250 (1, 6)		0-0 SH1-4 1B 1-3 ①		0-0 4-3 ①		0-0 F9 ②		0-0 F9 ③	4 0 1 0 0 0 3											
Steve Carlton, L OBP: 0.182, SLG: 0.318 (1, 1)		0-0 SH1-4 1B 1-2 ②		0-3 K ②		0-0 L6 ③			2 0 0 0 0 1 1											
<b>Inning Stats</b>	R: 1 E: 0 K: 0 S: 5	H: 2 LOB: 2 BB: 1 P: 9	R: 0 E: 0 K: 1 S: 5	H: 1 LOB: 1 BB: 1 P: 9	R: 1 E: 0 K: 0 S: 5	H: 2 LOB: 2 BB: 1 P: 9	R: 0 E: 0 K: 1 S: 6	H: 1 LOB: 1 BB: 0 P: 6	R: 0 E: 0 K: 0 S: 3	H: 0 LOB: 0 BB: 0 P: 3	R: 0 E: 0 K: 0 S: 4	H: 1 LOB: 1 BB: 0 P: 4	R: 0 E: 0 K: 1 S: 5	H: 0 LOB: 0 BB: 0 P: 5	R: 0 E: 0 K: 0 S: 5	H: 3 LOB: 3 BB: 0 P: 5	1B: 8 2B: 2 3B: 0 HR: 0	SF: 1 SAC: 1 DP: 1 HBP: 0	WP: 0 PB: 0 SB: 0 CS: 0	PA: 35
<b>PITCHER</b> Rich Gale, R ERA: 4.14 Greg Minton, R ERA: 1.6 (8, 1)	IP: 7.0 WLS: L BF: 30 H: 7 R: 2 ER: 2 SO: 3 BB: 4 IBB: 0 HBP: 0 BLK: 0 WP: 0 HR: 0 S: 33 P: 45 ERA: 2.57 WHIP: 1.429															<b>PITCHER</b>				









Batter	1	2	3	4	5	6	7	8	9	AB	R	H	RBI	BB	SO	LOB	TOP						
Duane Kuiper, L (1.4) OBP: 0.390, SLG: 0.353	0-0 4-3		0-0 2B 1B			0-0 4-3		4-0 BB		3	0	1	0	1	0	0	<b>San Francisco Giants @ Philadelphia Phillies</b> Veterans Stadium, Philadelphia, PA Sun May 16 1982, 3:33 AM EDT Att: 38,125 - Unknown						
Milt May, L (1.2) OBP: 0.289, SLG: 0.345	0-0 F8		0-0 1-3 2B			0-0 4-3		0-0 F8		4	0	1	0	0	0	1							
Chili Davis, S (1.8) OBP: 0.342, SLG: 0.406	0-0 4-3		0-0 L5			0-3 K			0-3 K	4	0	0	0	0	2	2							
Champ Summers, L (1.7) OBP: 0.305, SLG: 0.346		0-3 K2-3		0-3 K				0-0 F9		4	0	0	0	0	2	0							
Jack Clark, R (1.9) OBP: 0.333, SLG: 0.366		0-0 HR		0-0 1-3				0-3 K		4	1	1	1	0	2	0							
Darrell Evans, L (1.3) OBP: 0.352, SLG: 0.403		0-0 1-3		0-0 3-1				4-0 BB		2	0	0	0	1	0	0							
Tom O'Malley, L (1.5) OBP: 0.303, SLG: 0.419		0-0 4-3			0-0 4-3			0-0 F7		3	0	0	0	0	0	1							
Johnnie LeMaster, R (1.6) OBP: 0.283, SLG: 0.245			0-0 5-3		0-0 5-3			0-0 F6		3	0	0	0	0	0	0							
Atlee Hammaker, S (1.1) Jim Barr, R (7.1) Guy Sulz, R (6, PH) Fred Breining, R (8.1)			0-0 4-3			0-0 F8		0-3 K		2	0	0	0	0	0	0							
<b>Inning Stats</b>	R: 0 E: 0 K: 0 S: 3	H: 0 LOB: 0 BB: 0 P: 3	R: 1 E: 0 K: 1 S: 6	H: 1 LOB: 0 BB: 0 P: 6	R: 0 E: 0 K: 0 S: 5	H: 2 LOB: 2 BB: 0 P: 5	R: 0 E: 0 K: 1 S: 5	H: 0 LOB: 0 BB: 0 P: 5	R: 0 E: 0 K: 1 S: 5	H: 0 LOB: 1 BB: 1 P: 9	R: 0 E: 0 K: 2 S: 7	H: 0 LOB: 0 BB: 0 P: 7	R: 0 E: 0 K: 2 S: 7	H: 0 LOB: 0 BB: 0 P: 7	1B: 1 2B: 1 3B: 0 HR: 1	SF: 0 SAC: 0 DP: 0 HBP: 0		WP: 0 PB: 0 SB: 0 CS: 0	PA: 32				
<b>PITCHER</b> Mike Krukow, R (1.1) ERA: 2.86	IP: 9.0 WLS: W BF: 32 H: 3 R: 1 ER: 1 SO: 7 BB: 2 IBB: 0 HBP: 0 BLK: 0 WP: 0 HR: 1 S: 44 P: 52 ERA: 1.00 WHIP: 0.556											<b>PITCHER</b>	IP: 9.0 WLS: W BF: 32 H: 3 R: 1 ER: 1 SO: 7 BB: 2 IBB: 0 HBP: 0 BLK: 0 WP: 0 HR: 1 S: 44 P: 52 ERA: 1.00 WHIP: 0.556										

Batter	1	2	3	4	5	6	7	8	9	AB	R	H	RBI	BB	SO	LOB	BOTTOM						
Bob Dernier, R (1.8) OBP: 0.394, SLG: 0.426	0-0 HR		0-0 CS 1B		0-0 2B 1B		4-0 BB SF8 BB	0-0 FC5-4 G4-6-3		4	3	3	1	1	0	1	<b>San Francisco Giants @ Philadelphia Phillies</b> Veterans Stadium, Philadelphia, PA Sun May 16 1982, 3:33 AM EDT Att: 38,125 - Unknown						
Pete Rose, S (1.3) OBP: 0.342, SLG: 0.363	0-0 6-3		0-0 6-3		0-0 1-2 2B		0-0 L6	0-0 G4-6-3		5	0	1	2	0	0	3							
Mike Schmidt, R (1.5) OBP: 0.410, SLG: 0.508	0-0 2B			0-3 K	0-0 F8		4-0 BB 1B IBB		3	1	1	0	1	1	1								
Gary Matthews, R (1.7) Greg Gross, L (8.7) OBP: 0.331, SLG: 0.430 OBP: 0.393, SLG: 0.292	0-0 F3			0-0 F8		0-0 HR	4-0 1B 1B BB		3	1	1	1	1	0	1								
Bo Diaz, R (1.2) OBP: 0.346, SLG: 0.550	0-0 6-3			4-0 BB		0-0 F9	0-0 SF8		2	0	0	1	1	0	1								
Dick Davis, R (1.9) Garry Maddox, R (6, FR) OBP: 0.323, SLG: 0.441 OBP: 0.246, SLG: 0.316		0-3 K		0-0 F4		0-0 6-3 1B	0-0 1B 1-2 2-3 1B		3	0	1	0	0	1	1								
Manny Trillo, R (1.4) OBP: 0.324, SLG: 0.333		0-0 F9			4-0 1B 2B SH2-4 BB	0-0 6-3	0-0 1-2 2-3 1B		3	1	1	0	1	0	1								
Ivan De Jesus, R (1.6) OBP: 0.283, SLG: 0.240		0-0 F8			0-0 SH2-4	0-0 1B IBB	0-0 F7		2	0	0	0	1	0	3								
Mike Krukow, R (1.1) OBP: 0.133, SLG: 0.133			0-0 F9		0-0 5-3	0-0 F4		0-0 FC5-4 1B		4	0	1	0	0	0	3							
<b>Inning Stats</b>	R: 1 E: 0 K: 0 S: 5	H: 2 LOB: 1 BB: 0 P: 5	R: 0 E: 0 K: 1 S: 5	H: 0 LOB: 0 BB: 0 P: 5	R: 0 E: 0 K: 1 S: 5	H: 1 LOB: 0 BB: 0 P: 3	R: 0 E: 0 K: 1 S: 5	H: 0 LOB: 1 BB: 1 P: 9	R: 2 E: 0 K: 0 S: 5	H: 2 LOB: 2 BB: 1 P: 9	R: 1 E: 0 K: 0 S: 5	H: 2 LOB: 3 BB: 3 P: 17	R: 0 E: 0 K: 0 S: 3	H: 1 LOB: 0 BB: 0 P: 3	1B: 6 2B: 2 3B: 0 HR: 2	SF: 1 SAC: 1 DP: 1 HBP: 0		WP: 0 PB: 0 SB: 1 CS: 1	PA: 38				
<b>PITCHER</b> Atlee Hammaker, L (1.1) Jim Barr, R (7.1) Fred Breining, R (8.1) ERA: 5.7 ERA: 2.77 ERA: 3.91	IP: 6.1 WLS: L BF: 30 H: 7 R: 6 ER: 6 SO: 2 BB: 3 IBB: 2 HBP: 0 BLK: 0 WP: 0 HR: 2 S: 29 P: 49 ERA: 8.53 WHIP: 1.579											<b>PITCHER</b>	IP: 6.1 WLS: L BF: 30 H: 7 R: 6 ER: 6 SO: 2 BB: 3 IBB: 2 HBP: 0 BLK: 0 WP: 0 HR: 2 S: 29 P: 49 ERA: 8.53 WHIP: 1.579										







Batter	1	2	3	4	5	6	7	8	9	10	11	12	AB	R	H	RBI	BB	SO	LOB	TOP								
Terry Puhl, L OBP: 0.309, SLG: 0.350 (1, 9)	4-3			4-3	4-3			F5			1B		5	0	1	0	0	0	1									
Tony Scott, S OBP: 0.270, SLG: 0.328 Denny Walling, L OBP: 0.316, SLG: 0.255 (1, 8) (12, 3)	K			4-3		K			6-3		L5		5	0	0	0	0	2	1									
Ray Knight, R OBP: 0.358, SLG: 0.466 (1, 5) (10, 3)	G3			1B	1B				F7				5	0	2	0	0	0	0									
Scott Loucks, R (12, 8) (12, 8)												6-3	1B	2B	0	1	0	0	0	0								
Jose Cruz, L OBP: 0.331, SLG: 0.403 (1, 7)		4-3							G3				5	0	1	0	0	1	1									
Danny Heep, L OBP: 0.242, SLG: 0.344 Joe Pittman, R OBP: 0.167, SLG: 0.333 (1, 3) (10, PH) (10, 5)		6-3			F9				4-3		F9		3	0	0	0	0	0	2									
Phil Garner, R OBP: 0.336, SLG: 0.460 (1, 4)									F8		F9		4	1	1	0	1	0	0									
Alan Ashby, S OBP: 0.341, SLG: 0.418 (1, 2)					1-5-3				4-3				5	0	2	1	0	0	0									
Craig Reynolds, L OBP: 0.358, SLG: 0.318 Dickie Thorn, R OBP: 0.270, SLG: 0.276 (1, 8) (11, PH) (11, 8)				G3									2	0	0	1	0	0	0									
Joe Niekro, R OBP: 0.046, SLG: 0.095 Alan Knicely, R OBP: 0.286, SLG: 0.176 Dave Smith, R (1, 1) (11, PH) (11, 1)				K									3	0	0	0	0	3	1									
											F4		1	0	0	0	0	0	0									
													0	0	0	0	0	0	0									
<b>Inning Stats</b>	R: 0 E: 0 K: 1 S: 5	H: 0 LOB: 0 BB: 0 P: 5	R: 0 E: 0 K: 0 S: 3	H: 0 LOB: 0 BB: 0 P: 3	R: 0 E: 0 K: 1 S: 5	H: 0 LOB: 0 BB: 0 P: 5	R: 0 E: 0 K: 0 S: 5	H: 2 LOB: 2 BB: 0 P: 6	R: 1 E: 0 K: 1 S: 7	H: 2 LOB: 1 BB: 0 P: 7	R: 0 E: 0 K: 1 S: 5	H: 0 LOB: 0 BB: 0 P: 5	R: 0 E: 0 K: 0 S: 3	H: 0 LOB: 0 BB: 0 P: 3	R: 0 E: 0 K: 1 S: 5	H: 0 LOB: 0 BB: 0 P: 5	R: 0 E: 0 K: 0 S: 3	R: 0 E: 0 K: 0 S: 4	H: 1 LOB: 1 BB: 0 P: 4	R: 1 E: 0 K: 1 S: 7	H: 2 LOB: 2 BB: 1 P: 11	1B: 6 2B: 1 3B: 0 HR: 0	SF: 1 SAC: 0 DP: 0 HBP: 0	WP: 0 PB: 0 SB: 0 CS: 0	PA: 44			
<b>PITCHER</b>	IP WLS BF H R ER SO BB IBB HBP BLK WP HR S P ERA WHIP	IP WLS BF H R ER SO BB IBB HBP BLK WP HR S P ERA WHIP	IP WLS BF H R ER SO BB IBB HBP BLK WP HR S P ERA WHIP	IP WLS BF H R ER SO BB IBB HBP BLK WP HR S P ERA WHIP	IP WLS BF H R ER SO BB IBB HBP BLK WP HR S P ERA WHIP	IP WLS BF H R ER SO BB IBB HBP BLK WP HR S P ERA WHIP	IP WLS BF H R ER SO BB IBB HBP BLK WP HR S P ERA WHIP	IP WLS BF H R ER SO BB IBB HBP BLK WP HR S P ERA WHIP	IP WLS BF H R ER SO BB IBB HBP BLK WP HR S P ERA WHIP	IP WLS BF H R ER SO BB IBB HBP BLK WP HR S P ERA WHIP	IP WLS BF H R ER SO BB IBB HBP BLK WP HR S P ERA WHIP	IP WLS BF H R ER SO BB IBB HBP BLK WP HR S P ERA WHIP	IP WLS BF H R ER SO BB IBB HBP BLK WP HR S P ERA WHIP	IP WLS BF H R ER SO BB IBB HBP BLK WP HR S P ERA WHIP	IP WLS BF H R ER SO BB IBB HBP BLK WP HR S P ERA WHIP	IP WLS BF H R ER SO BB IBB HBP BLK WP HR S P ERA WHIP	IP WLS BF H R ER SO BB IBB HBP BLK WP HR S P ERA WHIP	IP WLS BF H R ER SO BB IBB HBP BLK WP HR S P ERA WHIP	IP WLS BF H R ER SO BB IBB HBP BLK WP HR S P ERA WHIP	IP WLS BF H R ER SO BB IBB HBP BLK WP HR S P ERA WHIP	IP WLS BF H R ER SO BB IBB HBP BLK WP HR S P ERA WHIP	IP WLS BF H R ER SO BB IBB HBP BLK WP HR S P ERA WHIP	IP WLS BF H R ER SO BB IBB HBP BLK WP HR S P ERA WHIP	IP WLS BF H R ER SO BB IBB HBP BLK WP HR S P ERA WHIP	IP WLS BF H R ER SO BB IBB HBP BLK WP HR S P ERA WHIP	IP WLS BF H R ER SO BB IBB HBP BLK WP HR S P ERA WHIP	IP WLS BF H R ER SO BB IBB HBP BLK WP HR S P ERA WHIP	IP WLS BF H R ER SO BB IBB HBP BLK WP HR S P ERA WHIP

Houston Astros @ Philadelphia Phillies  
Veterans Stadium, Philadelphia, PA  
Tue May 18 1982, 7:05 PM EDT  
Att. 23,869 - Unknown

AB	42
R	2
H	7
RBI	2
BB	1
SO	7
LOB	9



Batter	1	2	3	4	5	6	7	8	9	10	11	12	AB	R	H	RBI	BB	SO	LOB	BOTTOM								
Gary Maddox, R OBP: 0.265, SLG: 0.317 (1, 8)	4-3		K		SH1-4				6-3		4-3		5	0	2	0	1	1	1									
Pete Rose, S OBP: 0.323, SLG: 0.340 (1, 3)	4-3		F7		SH1-4			G2	4-3				5	0	0	0	0	0	3									
Mike Schmidt, R OBP: 0.419, SLG: 0.493 (1, 5)	K			1B	F8								5	1	3	0	1	1	3									
Gary Matthews, R OBP: 0.331, SLG: 0.423 Bob Dernier, R OBP: 0.384, SLG: 0.412 (1, 7) (12, PH)	K			1B	6-3			G3					6	0	2	0	0	1	6									
Bo Diaz, R OBP: 0.345, SLG: 0.550 (1, 2)		F4							F9				6	0	2	1	0	0	2									
George Vukovich, L OBP: 0.319, SLG: 0.369 (1, 9)		K		K					4-3				6	0	0	0	0	3	5									
Manny Trillo, R OBP: 0.319, SLG: 0.327 (1, 4)		5-3			F9				6-3		1-3		5	0	1	0	0	0	3									
Ivan De Jesus, R OBP: 0.281, SLG: 0.241 (1, 8)					F8				F8		E1		5	0	2	0	0	0	3									
Dick Ruthven, R OBP: 0.118, SLG: 0.118 Dick Davis, R OBP: 0.317, SLG: 0.433 Sparky Lytle, L (8, PH) (9, 1)				SH1-4					K		4-3		2	0	0	0	0	1	0									
Greg Gross, L OBP: 0.367, SLG: 0.269 Ed Farmer, R (11, PH) (12, 1)				SH1-4									1	0	0	0	0	0	0									
													0	0	0	0	0	0	0									
<b>Inning Stats</b>	R: 0 E: 0 K: 2 S: 7	H: 0 LOB: 1 BB: 1 P: 11	R: 0 E: 0 K: 1 S: 5	H: 0 LOB: 0 BB: 0 P: 5	R: 0 E: 0 K: 1 S: 6	H: 1 LOB: 1 BB: 0 P: 6	R: 1 E: 0 K: 1 S: 8	H: 3 LOB: 2 BB: 0 P: 8	R: 0 E: 1 K: 0 S: 6	H: 1 LOB: 2 BB: 0 P: 5	R: 0 E: 0 K: 0 S: 4	H: 1 LOB: 1 BB: 0 P: 4	R: 0 E: 0 K: 0 S: 4	H: 1 LOB: 1 BB: 0 P: 4	R: 0 E: 0 K: 0 S: 3	H: 0 LOB: 0 BB: 0 P: 3	R: 0 E: 0 K: 0 S: 3	H: 0 LOB: 0 BB: 0 P: 3	R: 0 E: 0 K: 0 S: 6	H: 2 LOB: 2 BB: 1 P: 6	1B: 11 2B: 1 3B: 0 HR: 0	SF: 0 SAC: 2 DP: 0 HBP: 0	WP: 0 PB: 1 SB: 2 CS: 0	PA: 51				
<b>PITCHER</b>	IP WLS BF H R ER SO BB IBB HBP BLK WP HR S P ERA WHIP	IP WLS BF H R ER SO BB IBB HBP BLK WP HR S P ERA WHIP	IP WLS BF H R ER SO BB IBB HBP BLK WP HR S P ERA WHIP	IP WLS BF H R ER SO BB IBB HBP BLK WP HR S P ERA WHIP	IP WLS BF H R ER SO BB IBB HBP BLK WP HR S P ERA WHIP	IP WLS BF H R ER SO BB IBB HBP BLK WP HR S P ERA WHIP	IP WLS BF H R ER SO BB IBB HBP BLK WP HR S P ERA WHIP	IP WLS BF H R ER SO BB IBB HBP BLK WP HR S P ERA WHIP	IP WLS BF H R ER SO BB IBB HBP BLK WP HR S P ERA WHIP	IP WLS BF H R ER SO BB IBB HBP BLK WP HR S P ERA WHIP	IP WLS BF H R ER SO BB IBB HBP BLK WP HR S P ERA WHIP	IP WLS BF H R ER SO BB IBB HBP BLK WP HR S P ERA WHIP	IP WLS BF H R ER SO BB IBB HBP BLK WP HR S P ERA WHIP	IP WLS BF H R ER SO BB IBB HBP BLK WP HR S P ERA WHIP	IP WLS BF H R ER SO BB IBB HBP BLK WP HR S P ERA WHIP	IP WLS BF H R ER SO BB IBB HBP BLK WP HR S P ERA WHIP	IP WLS BF H R ER SO BB IBB HBP BLK WP HR S P ERA WHIP	IP WLS BF H R ER SO BB IBB HBP BLK WP HR S P ERA WHIP	IP WLS BF H R ER SO BB IBB HBP BLK WP HR S P ERA WHIP	IP WLS BF H R ER SO BB IBB HBP BLK WP HR S P ERA WHIP	IP WLS BF H R ER SO BB IBB HBP BLK WP HR S P ERA WHIP	IP WLS BF H R ER SO BB IBB HBP BLK WP HR S P ERA WHIP	IP WLS BF H R ER SO BB IBB HBP BLK WP HR S P ERA WHIP	IP WLS BF H R ER SO BB IBB HBP BLK WP HR S P ERA WHIP	IP WLS BF H R ER SO BB IBB HBP BLK WP HR S P ERA WHIP	IP WLS BF H R ER SO BB IBB HBP BLK WP HR S P ERA WHIP	IP WLS BF H R ER SO BB IBB HBP BLK WP HR S P ERA WHIP	IP WLS BF H R ER SO BB IBB HBP BLK WP HR S P ERA WHIP

Houston Astros @ Philadelphia Phillies  
Veterans Stadium, Philadelphia, PA  
Tue May 18 1982, 7:05 PM EDT  
Att. 23,869 - Unknown

AB	47
R	1
H	12
RBI	1
BB	2
SO	7
LOB	28













Batter	1	2	3	4	5	6	7	8	9	AB	R	H	RBI	BB	SO	LOB	TOP											
<b>Bob Dernier, R</b> OBP: 0.392, SLG: 0.411 (1, 9)	F8	FC6-4					L8			4	1	1	0	0	0	2	<b>Philadelphia Phillies @ Atlanta Braves</b> Atlanta-Fulton County Stadium, Atlanta, GA Sat May 22 1982, 3:33 AM EDT Att: 25,925 - Unknown  <a href="http://livebaseballscorecards.com">livebaseballscorecards.com</a>											
<b>Pete Rose, S</b> OBP: 0.322, SLG: 0.346 (1, 3)	1-3		6-3				F7			4	1	1	2	0	0	0												
<b>Mike Schmidt, R</b> OBP: 0.419, SLG: 0.481 (1, 5)	K		6-3				F7			4	0	0	0	0	2	1												
<b>Gary Matthews, R</b> OBP: 0.338, SLG: 0.422 <b>Greg Gross, L</b> OBP: 0.287, SLG: 0.296 (8, 7)		1-3	6-3					F9		4	0	1	0	0	0	0												
<b>Bo Diaz, R</b> OBP: 0.351, SLG: 0.534 (1, 2)										4	1	2	1	0	0	0												
<b>Gary Maddox, R</b> OBP: 0.278, SLG: 0.343 (1, 8)										4	1	2	0	0	0	2												
<b>Manny Trillo, R</b> OBP: 0.305, SLG: 0.328 (1, 4)		4-3								4	0	0	1	0	2	2												
<b>Ivan De Jesus, R</b> OBP: 0.269, SLG: 0.231 (1, 6)										4	0	1	0	0	1	1												
<b>Mike Krukow, R</b> OBP: 0.211, SLG: 0.211 <b>Ed Farmer, R</b> (9, 1)										4	1	2	0	0	0	0												
<b>Inning Stats</b>	R: 0 E: 0 K: 1 S: 5	H: 0 LOB: 0 BB: 0 P: 5	R: 2 E: 0 K: 0 S: 7	H: 4 LOB: 2 BB: 0 P: 7	R: 0 E: 0 K: 0 S: 3	H: 0 LOB: 0 BB: 0 P: 3	R: 0 E: 0 K: 0 S: 4	H: 1 LOB: 1 BB: 0 P: 4	R: 3 E: 0 K: 1 S: 9	H: 5 LOB: 1 BB: 0 P: 9	R: 0 E: 0 K: 1 S: 5	H: 0 LOB: 0 BB: 0 P: 5	R: 0 E: 1 K: 0 S: 3	H: 0 LOB: 1 BB: 0 P: 3	R: 0 E: 0 K: 2 S: 7	H: 0 LOB: 1 BB: 0 P: 7		1B: 7 2B: 3 3B: 0 HR: 0	SF: 0 SAC: 0 DP: 1 HBP: 0	WP: 1 PB: 0 SB: 0 CS: 0	PA: 36							
<b>PITCHER</b>	IP	WLS	BF	H	R	ER	SO	BB	IBB	HBP	BLK	WP	HR	S	P	ERA	WHIP											
<b>Larry McWilliams, L</b> ERA: 4.91 <b>Rick Camp, R</b> ERA: 5.26 <b>Al Hrabosky, L</b> ERA: 0.75 <b>Gene Garber, R</b> ERA: 1.89	(1, 1)	4.0	L	20	8	5	5	1	0	0	0	0	1	0	22	22	11.25	2.000										
	(5, 1)	2.0		7	2	0	0	2	0	0	0	0	0	0	11	11	0.00	1.000										
	(7, 1)	2.0		6	0	0	0	0	0	0	0	0	0	0	6	6	0.00	0.000										
	(9, 1)	1.0		3	0	0	0	2	0	0	0	0	0	0	7	7	0.00	0.000										

AB 36  
R 5  
H 10  
RBI 4  
BB 0  
SO 5  
LOB 8



Batter	1	2	3	4	5	6	7	8	9	AB	R	H	RBI	BB	SO	LOB	BOTTOM											
<b>Brett Butler, L</b> OBP: 0.331, SLG: 0.234 (1, 8)	S									2	1	1	0	3	0	0	<b>Philadelphia Phillies @ Atlanta Braves</b> Atlanta-Fulton County Stadium, Atlanta, GA Sat May 22 1982, 3:33 AM EDT Att: 25,925 - Unknown  <a href="http://livebaseballscorecards.com">livebaseballscorecards.com</a>											
<b>Glenn Hubbard, R</b> OBP: 0.344, SLG: 0.354 (1, 4)										4	0	0	0	1	1	4												
<b>Claudell Washington, L</b> OBP: 0.329, SLG: 0.424 (1, 9)										5	0	1	1	0	0	4												
<b>Dale Murphy, R</b> OBP: 0.416, SLG: 0.653 (1, 7)										4	1	2	1	0	0	0												
<b>Bob Horner, R</b> OBP: 0.395, SLG: 0.607 (1, 5)										4	0	1	0	0	1	2												
<b>Chris Chambliss, L</b> OBP: 0.379, SLG: 0.507 (1, 3)										3	0	1	0	1	0	1												
<b>Biff Pocoroba, S</b> OBP: 0.340, SLG: 0.375 (1, 2)										3	0	1	0	1	0	4												
<b>Rafael Ramirez, R</b> OBP: 0.312, SLG: 0.390 (1, 6)										4	0	1	0	0	0	3												
<b>Larry McWilliams, L</b> OBP: 0.333, SLG: 0.200 <b>Rick Camp, R</b> ERA: 5.26 <b>Larry Whisenton, L</b> OBP: 0.249, SLG: 0.452 <b>Al Hrabosky, R</b> ERA: 1.000 <b>Ken Smith, L</b> OBP: 0.192, SLG: 0.000 <b>Gene Garber, R</b> ERA: 1.89 (1, 1)										1	0	0	0	0	1	1												
	(5, 1)	0.0		3	0	0	0	0	0	0	0	0	0	0	0	0												
	(7, 1)	0.0		3	0	0	0	0	0	0	0	0	0	0	0	0												
	(9, 1)	0.0		3	0	0	0	0	0	0	0	0	0	0	0	0												
<b>Inning Stats</b>	R: 1 E: 0 K: 0 S: 4	H: 2 LOB: 3 BB: 3 P: 16	R: 0 E: 0 K: 0 S: 4	H: 2 LOB: 1 BB: 0 P: 4	R: 0 E: 0 K: 0 S: 4	H: 1 LOB: 1 BB: 0 P: 4	R: 0 E: 1 K: 1 S: 6	H: 0 LOB: 3 BB: 2 P: 14	R: 1 E: 0 K: 1 S: 7	H: 2 LOB: 1 BB: 0 P: 7	R: 0 E: 0 K: 0 S: 3	H: 0 LOB: 0 BB: 0 P: 3	R: 0 E: 0 K: 0 S: 3	H: 0 LOB: 0 BB: 0 P: 3	R: 0 E: 0 K: 0 S: 4	H: 1 LOB: 1 BB: 0 P: 4	R: 0 E: 0 K: 1 S: 4	H: 0 LOB: 0 BB: 1 P: 8	1B: 7 2B: 1 3B: 0 HR: 1	SF: 0 SAC: 1 DP: 1 HBP: 0	WP: 0 PB: 0 SB: 1 CS: 0	PA: 39						
<b>PITCHER</b>	IP	WLS	BF	H	R	ER	SO	BB	IBB	HBP	BLK	WP	HR	S	P	ERA	WHIP											
<b>Mike Krukow, R</b> ERA: 2.78 <b>Ed Farmer, R</b> ERA: 6.05	(1, 1)	8.0	W	37	8	2	2	2	6	0	0	0	0	1	35	59	2.25	1.750										
	(9, 1)	1.0	S	2	0	0	0	1	0	0	0	0	0	4	4	0.00	0.000											





Batter	1	2	3	4	5	6	7	8	9	AB	R	H	RBI	BB	SO	LOB	TOP				
<b>Bob Dernier, R</b> OBP: 0.385, SLG: 0.402 (1, 9)										5	0	1	0	0	0	4	<b>Philadelphia Phillies @ Atlanta Braves</b> Atlanta-Fulton County Stadium, Atlanta, GA Sun May 23 1982, 3:33 AM EDT Att: 27,965 - Unknown				
<b>Pete Ross, S</b> OBP: 0.318, SLG: 0.338 (1, 3)										4	0	0	1	0	0	1					
<b>Mike Schmidt, R</b> OBP: 0.418, SLG: 0.471 (1, 5)										4	0	1	0	1	1	1					
<b>Gary Matthews, R</b> OBP: 0.339, SLG: 0.421 <b>Ed Farmer, R</b> (9, 1)										5	1	2	0	0	0	1					
<b>Bo Diaz, R</b> OBP: 0.348, SLG: 0.526 (1, 2)										4	0	1	0	0	2	4					
<b>Gary Maddox, R</b> OBP: 0.289, SLG: 0.366 (1, 8)										4	0	2	1	0	0	1					
<b>Manny Trillo, R</b> OBP: 0.311, SLG: 0.333 (1, 4)										4	0	2	0	0	1	2					
<b>Ivan De Jesus, R</b> OBP: 0.288, SLG: 0.241 (1, 6)										2	1	2	0	2	0	0					
<b>Dick Ruthven, R</b> OBP: 0.105, SLG: 0.105 <b>Greg Gross, L</b> OBP: 0.387, SLG: 0.296 (9, 7)									2	0	0	0	0	0	0	5					
<b>Inning Stats</b>	R: 0 E: 0 K: 0 S: 2	H: 0 LOB: 0 BB: 0 P: 3	R: 1 E: 0 K: 0 S: 4	H: 2 LOB: 0 BB: 0 P: 4	R: 1 E: 0 K: 0 S: 5	H: 3 LOB: 2 BB: 0 P: 5	R: 0 E: 0 K: 0 S: 5	H: 2 LOB: 3 BB: 1 P: 9	R: 0 E: 1 K: 0 S: 7	H: 1 LOB: 2 BB: 0 P: 7	R: 0 E: 0 K: 1 S: 5	H: 0 LOB: 1 BB: 1 P: 9	R: 0 E: 0 K: 1 S: 7	H: 2 LOB: 2 BB: 0 P: 7	R: 0 E: 0 K: 1 S: 5	H: 0 LOB: 0 BB: 0 P: 5	1B: 10 2B: 1 3B: 0 HR: 0	SF: 0 SAC: 2 DP: 1 HBP: 1	WP: 0 PB: 0 SB: 0 CS: 1	PA: 40	
<b>PITCHER</b>	IP	WLS	BF	H	R	ER	SO	BB	IBB	HBP	BLK	WP	HR	S	P	ERA	WHIP				
<b>Phil Niekro, R</b> ERA: 3.57 (1, 1)	6.0	L	28	9	2	2	1	2	0	1	0	0	0	27	36	3.00	1.833				
<b>Rick Camp, R</b> ERA: 4.98 (7, 1)	2.0		9	2	0	0	2	1	0	0	0	0	0	12	16	0.00	1.500				
<b>Gene Garber, R</b> ERA: 1.83 (9, 1)	1.0		3	0	0	0	1	0	0	0	0	0	0	5	5	0.00	0.000				

Batter	1	2	3	4	5	6	7	8	9	AB	R	H	RBI	BB	SO	LOB	BOTTOM				
<b>Brett Butler, L</b> OBP: 0.323, SLG: 0.227 (1, 8)										4	0	0	0	0	0	1	<b>Philadelphia Phillies @ Atlanta Braves</b> Atlanta-Fulton County Stadium, Atlanta, GA Sun May 23 1982, 3:33 AM EDT Att: 27,965 - Unknown				
<b>Rafael Ramirez, R</b> OBP: 0.311, SLG: 0.387 (1, 6)										4	0	1	0	0	0	0					
<b>Claudell Washington, L</b> OBP: 0.321, SLG: 0.412 (1, 9)										4	0	0	0	0	0	1					
<b>Dale Murphy, R</b> OBP: 0.407, SLG: 0.635 (1, 7)										4	0	0	0	0	4	1					
<b>Bob Horner, R</b> OBP: 0.394, SLG: 0.601 (1, 5)										3	1	1	0	0	0	0					
<b>Chris Chambliss, L</b> OBP: 0.384, SLG: 0.507 (1, 3)										2	0	1	0	1	0	0					
<b>Glenn Hubbard, R</b> OBP: 0.337, SLG: 0.347 (1, 4)										3	0	0	0	0	0	2					
<b>Bruce Benedict, R</b> OBP: 0.311, SLG: 0.271 (1, 2)										3	0	1	0	0	0	0					
<b>Jerry Royster, R</b> OBP: 0.200, SLG: 0.263 (8, PR)										0	0	0	0	0	0	0					
<b>Biff Pocoroba, S</b> OBP: 0.340, SLG: 0.375 (9, 2)										0	0	0	0	0	0	0					
<b>Phil Niekro, R</b> OBP: 0.200, SLG: 0.267 (1, 1)										1	0	0	0	0	0	0					
<b>Larry Whisenton, L</b> OBP: 0.474, SLG: 0.452 (6, PH)										0	0	0	0	1	0	0					
<b>Rick Camp, R</b> (7, 1)										0	0	0	0	0	0	0					
<b>Ken Smith, L</b> OBP: 0.867, SLG: 0.545 (8, PH)										1	0	0	0	0	1	0					
<b>Gene Garber, R</b> (9, 1)										0	0	0	0	0	0	0					
<b>Inning Stats</b>	R: 0 E: 0 K: 0 S: 3	H: 0 LOB: 0 BB: 0 P: 3	R: 0 E: 0 K: 1 S: 5	H: 0 LOB: 0 BB: 0 P: 5	R: 0 E: 0 K: 0 S: 3	H: 0 LOB: 0 BB: 0 P: 3	R: 0 E: 0 K: 0 S: 3	H: 0 LOB: 0 BB: 0 P: 3	R: 0 E: 0 K: 0 S: 2	H: 0 LOB: 0 BB: 1 P: 6	R: 0 E: 0 K: 1 S: 5	H: 0 LOB: 0 BB: 0 P: 5	R: 0 E: 0 K: 0 S: 5	H: 3 LOB: 2 BB: 0 P: 5	R: 0 E: 0 K: 1 S: 6	H: 1 LOB: 1 BB: 0 P: 6	1B: 4 2B: 1 3B: 0 HR: 0	SF: 0 SAC: 0 DP: 2 HBP: 0	WP: 0 PB: 0 SB: 0 CS: 0	PA: 31	
<b>PITCHER</b>	IP	WLS	BF	H	R	ER	SO	BB	IBB	HBP	BLK	WP	HR	S	P	ERA	WHIP				
<b>Dick Ruthven, R</b> ERA: 2.84 (1, 1)	8.0		27	3	1	1	3	2	0	0	0	0	0	31	39	1.12	0.625				
<b>Ed Farmer, R</b> ERA: 5.75 (9, 1)	1.0	S	4	1	0	0	1	0	0	0	0	0	0	6	6	0.00	1.000				

AB	34
R	2
H	11
RBI	2
BB	3
SO	4
LOB	19



AB	29
R	1
H	4
RBI	0
BB	2
SO	4
LOB	6









Batter	1	2	3	4	5	6	7	8	9	AB	R	H	RBI	BB	SO	LOB	TOP											
<b>Bob Dernier, R</b> OBP: 0.393, SLG: 0.400 (1, 9)										3	0	0	0	1	1	1	<b>Philadelphia Phillies @ Cincinnati Reds</b> Riverfront Stadium, Cincinnati, OH Tue May 25 1982, 7:05 PM EDT Att: 16,688 - Unknown											
<b>Pete Ross, S</b> OBP: 0.319, SLG: 0.339 (1, 3)										4	0	1	0	0	1	1												
<b>Mike Schmidt, R</b> OBP: 0.420, SLG: 0.467 (1, 5)										3	0	0	0	1	1	2												
<b>Gary Matthews, R</b> OBP: 0.335, SLG: 0.409 (1, 7)										4	0	0	0	0	2													
<b>Bo Diaz, R</b> OBP: 0.354, SLG: 0.538 (1, 2)										3	1	1	0	1	0	1												
<b>Gary Maddox, R</b> OBP: 0.329, SLG: 0.463 (1, 8)										4	2	3	2	0	0	1												
<b>Manny Trillo, R</b> OBP: 0.295, SLG: 0.315 (1, 4)										4	0	0	0	0	2													
<b>Ivan De Jesus, R</b> OBP: 0.292, SLG: 0.255 (1, 6)										3	0	1	1	0	0	0												
<b>Larry Christenson, R</b> OBP: 0.091, SLG: 0.136 <b>Ed Farmer, R</b> (8, 1) <b>Sparky Lyle, L</b> (8, 1)										2	0	0	0	0	1	0												
<b>Inning Stats</b>	R: 0 E: 0 K: 1 S: 5	H: 0 LOB: 1 BB: 1 P: 9	R: 0 E: 0 K: 0 S: 3	H: 1 LOB: 0 BB: 0 P: 3	R: 0 E: 0 K: 0 S: 3	H: 0 LOB: 0 BB: 0 P: 3	R: 0 E: 0 K: 0 S: 3	H: 0 LOB: 1 BB: 1 P: 7	R: 1 E: 0 K: 1 S: 7	H: 2 LOB: 1 BB: 0 P: 7	R: 0 E: 0 K: 1 S: 5	H: 0 LOB: 0 BB: 0 P: 5	R: 2 E: 0 K: 1 S: 6	H: 1 LOB: 0 BB: 1 P: 10	R: 0 E: 0 K: 0 S: 3	H: 1 LOB: 1 BB: 0 P: 4		1B: 4 2B: 1 3B: 0 HR: 1	SF: 0 SAC: 1 DP: 1 HBP: 0	WP: 0 PB: 0 SB: 1 CS: 1	PA: 34							
<b>PITCHER</b>	IP	WLS	BF	H	R	ER	SO	BB	IBB	HBP	BLK	WP	HR	S	P	ERA	WHIP											
<b>Greg Harris, R</b> ERA: 3.38 <b>Tom Hume, R</b> ERA: 1.75	(1, 1) (9, 1)	8.0 S	30 4	5 1	3 0	3 0	4 0	3 0	0 0	0 0	0 0	0 0	0 0	1 4	35 4	47 4	3.38 0.00	1.000 1.000										

Batter	1	2	3	4	5	6	7	8	9	AB	R	H	RBI	BB	SO	LOB	BOTTOM											
<b>Eddie Milner, L</b> OBP: 0.336, SLG: 0.328 (1, 9) (6, 7)										4	1	1	1	0	1	1	<b>Philadelphia Phillies @ Cincinnati Reds</b> Riverfront Stadium, Cincinnati, OH Tue May 25 1982, 7:05 PM EDT Att: 16,688 - Unknown											
<b>Alex Trevino, R</b> OBP: 0.357, SLG: 0.303 (1, 2)										2	1	0	0	2	1	0												
<b>Dave Concepcion, R</b> OBP: 0.331, SLG: 0.385 (1, 6)										4	0	1	2	0	0	1												
<b>Dan Driessen, L</b> OBP: 0.395, SLG: 0.473 (1, 3)										4	0	1	1	0	0	0												
<b>Cesar Cedeno, R</b> OBP: 0.340, SLG: 0.388 (1, 8)										3	0	1	0	1	0	1												
<b>Duane Walker, L</b> <b>Paul Householder, S</b> OBP: 0.289, SLG: 0.326 (1, 7) (5, PR) (6, 9)										2	0	0	0	0	1	2												
<b>Ron Oester, S</b> OBP: 0.314, SLG: 0.347 (1, 4)										3	0	0	0	0	0	1												
<b>Wayne Krenchicki, L</b> OBP: 0.326, SLG: 0.375 (1, 5)										3	1	2	0	0	1	2												
<b>Greg Harris, S</b> <b>Larry Blittner, L</b> <b>Tom Hume, R</b> (1, 1) (8, PH) (9, 1)										2	0	0	0	0	2	1												
<b>Inning Stats</b>	R: 0 E: 0 K: 0 S: 3	H: 0 LOB: 0 BB: 0 P: 3	R: 0 E: 0 K: 1 S: 4	H: 0 LOB: 0 BB: 1 P: 8	R: 0 E: 0 K: 2 S: 8	H: 1 LOB: 1 BB: 0 P: 8	R: 0 E: 0 K: 1 S: 5	H: 0 LOB: 0 BB: 0 P: 5	R: 0 E: 0 K: 1 S: 6	H: 1 LOB: 2 BB: 0 P: 6	R: 0 E: 0 K: 1 S: 5	H: 0 LOB: 1 BB: 1 P: 9	R: 0 E: 0 K: 0 S: 3	H: 0 LOB: 0 BB: 0 P: 3	R: 4 E: 0 K: 0 S: 7	H: 5 LOB: 1 BB: 1 P: 11		1B: 5 2B: 2 3B: 0 HR: 0	SF: 0 SAC: 1 DP: 0 HBP: 0	WP: 0 PB: 0 SB: 1 CS: 1	PA: 32							
<b>PITCHER</b>	IP	WLS	BF	H	R	ER	SO	BB	IBB	HBP	BLK	WP	HR	S	P	ERA	WHIP											
<b>Larry Christenson, R</b> ERA: 3.45 <b>Ed Farmer, R</b> ERA: 6.2 <b>Sparky Lyle, L</b> ERA: 2.70	(1, 1) (8, 1) (8, 1)	7.1 L	28 2	5 1	3 0	3 0	6 0	2 1	0 0	0 0	0 0	0 0	0 0	1 2	5 2	46 2	3.68 13.50	0.955 1.500										







Batter	1	2	3	4	5	6	7	8	9	AB	R	H	RBI	BB	SO	LOB	TOP					
Claudel Washington, L (1, 9) OBP: 0.322, SLG: 0.412	0-3 K		0-0 E1		0-0 3-1		4-0 S BB			3	0	0	0	1	1	0	<b>Atlanta Braves @ Philadelphia Phillies</b> Veterans Stadium, Philadelphia, PA Sat May 29 1982, 3:33 AM EDT Att: 26,790 - Unknown <a href="http://livebaseballscorecards.com">livebaseballscorecards.com</a>					
Glenn Hubbard, R (1, 4) OBP: 0.328, SLG: 0.368	0-3 K		0-0 5-3		0-0 6-3		0-0 F8			4	0	0	0	0	1	2						
Chris Chambliss, L (1, 3) OBP: 0.371, SLG: 0.478	4-0 S BB		0-0 F7		0-0 1B		0-0 F7			3	0	1	0	1	0	1						
Dale Murphy, R (1, 8) OBP: 0.404, SLG: 0.626	4-0 1-2 BB		0-0 4-3		0-3 K		0-0 4-3			3	0	0	0	1	1	2						
Bob Horner, R (1, 5) OBP: 0.381, SLG: 0.559	0-0 F8			0-0 F4		0-3 K		0-0 6-3		4	0	0	0	0	1	2						
Larry Whitenton, L (1, 7) OBP: 0.479, SLG: 0.512		0-3 K		0-0 1B		0-0 F7		0-0 F9		4	0	1	0	0	1	0						
Bruce Benedict, R (1, 2) Ken Smith, L (9, PH) OBP: 0.316, SLG: 0.294 OBP: 0.647, SLG: 0.538		0-0 2B		0-0 F7		0-0 5-3		0-3 K		3	0	1	0	0	0	1						
Rafael Ramirez, R (1, 6) Terry Harper, R (9, PH)		0-3 K		0-0 FC6-4 1B		0-0 CS 1B		0-0 F9		3	0	2	0	0	1	1						
Phil Niekro, R (1, 1) OBP: 0.167, SLG: 0.222		0-0 1-3		0-0 FC6-4		0-3 K				3	0	0	0	0	1	4						
<b>Inning Stats</b>	R: 0 E: 0 K: 2 S: 7	H: 0 LOB: 2 BB: 2 P: 15	R: 0 E: 0 K: 2 S: 8	H: 1 LOB: 1 BB: 0 P: 8	R: 0 E: 1 K: 0 S: 4	H: 0 LOB: 1 BB: 0 P: 4	R: 0 E: 0 K: 0 S: 5	H: 2 LOB: 2 BB: 0 P: 5	R: 0 E: 0 K: 1 S: 6	H: 1 LOB: 1 BB: 0 P: 6	R: 0 E: 0 K: 1 S: 5	H: 0 LOB: 0 BB: 0 P: 5	R: 0 E: 0 K: 1 S: 5	H: 1 LOB: 1 BB: 1 P: 9	R: 0 E: 0 K: 0 S: 3	H: 0 LOB: 0 BB: 0 P: 3		R: 0 E: 0 K: 1 S: 5	H: 0 LOB: 0 BB: 0 P: 5	1B: 4 2B: 1 3B: 0 HR: 0	SF: 0 SAC: 0 DP: 0 HBP: 0	WP: 0 PB: 0 SB: 2 CS: 1
<b>PITCHER</b> Dick Ruthven, R (1, 1) ERA: 2.49	IP: 9.0 WLS: W BF: 35 H: 5 R: 0 ER: 0 SO: 8 BB: 3 IBB: 0 HBP: 0 BLK: 0 WP: 0 HR: 0 S: 48 P: 60 ERA: 0.00 WHIP: 0.889															<b>PITCHER</b>						

Batter	1	2	3	4	5	6	7	8	9	AB	R	H	RBI	BB	SO	LOB	BOTTOM			
Bob Dernier, R (1, 9) OBP: 0.372, SLG: 0.375	0-0 F4		0-0 6-3			0-0 6-3		0-0 5-3		4	0	0	0	0	0	1	<b>Atlanta Braves @ Philadelphia Phillies</b> Veterans Stadium, Philadelphia, PA Sat May 29 1982, 3:33 AM EDT Att: 26,790 - Unknown <a href="http://livebaseballscorecards.com">livebaseballscorecards.com</a>			
Pete Rose, S (1, 3) OBP: 0.321, SLG: 0.341	0-0 F7		0-0 G3			0-0 1B SF8 1B		0-0 F6		4	1	1	0	0	0	1				
Mike Schmidt, R (1, 5) OBP: 0.409, SLG: 0.450	0-0 5-3			0-0 F7		0-0 1B 1B		0-0 1B		4	0	2	0	0	0	0				
Gary Matthews, R (1, 7) Greg Gross, L (9, 7) OBP: 0.328, SLG: 0.398 OBP: 0.364, SLG: 0.276		0-0 F5		0-0 6-3		0-0 1B 1B		0-3 K		4	0	1	0	0	1	1				
Bo Diaz, R (1, 2) OBP: 0.353, SLG: 0.531		4-0 BB		0-3 K		0-0 SF8				1	0	0	1	1	1	0				
Gary Maddox, R (1, 8) OBP: 0.308, SLG: 0.430		0-3 K			0-0 1-3	0-3 K				3	0	0	0	0	2	3				
Manny Trillo, R (1, 4) OBP: 0.297, SLG: 0.311		0-0 F3			4-0 1B BB		0-0 F8			2	0	0	0	1	0	1				
Ivan De Jesus, R (1, 6) OBP: 0.295, SLG: 0.259			0-0 SH1-4 1B		0-0 G4-6-3 1B		0-3 K2-3			3	0	2	0	0	1	0				
Dick Ruthven, R (1, 1) OBP: 0.095, SLG: 0.095			0-0 SH1-4		0-0 G4-6-3		0-0 4-3			2	0	0	0	0	0	2				
<b>Inning Stats</b>	R: 0 E: 0 K: 0 S: 3	H: 0 LOB: 0 BB: 0 P: 3	R: 0 E: 0 K: 1 S: 5	H: 0 LOB: 1 BB: 1 P: 9	R: 0 E: 0 K: 0 S: 4	H: 1 LOB: 1 BB: 0 P: 4	R: 0 E: 0 K: 1 S: 5	H: 0 LOB: 0 BB: 0 P: 5	R: 0 E: 0 K: 1 S: 3	H: 3 LOB: 2 BB: 0 P: 8	R: 0 E: 0 K: 1 S: 5	H: 0 LOB: 0 BB: 0 P: 5	R: 0 E: 0 K: 1 S: 6	H: 1 LOB: 1 BB: 0 P: 6	R: 0 E: 0 K: 1 S: 6	H: 0 LOB: 0 BB: 0 P: 6		1B: 6 2B: 0 3B: 0 HR: 0	SF: 1 SAC: 1 DP: 1 HBP: 0	WP: 0 PB: 0 SB: 0 CS: 0
<b>PITCHER</b> Phil Niekro, R (1, 1) ERA: 3.21	IP: 8.0 WLS: L BF: 31 H: 6 R: 1 ER: 1 SO: 5 BB: 2 IBB: 0 HBP: 0 BLK: 0 WP: 0 HR: 0 S: 39 P: 47 ERA: 1.12 WHIP: 1.000															<b>PITCHER</b>				



Batter	1	2	3	4	5	6	7	8	9	AB	R	H	RBI	BB	SO	LOB	TOP			
Rafael Ramirez, R OBP: 0.317, SLG: 0.389 (1, 6)	F9		BB 1B		F8				K	5	1	2	0	0	1	0	<b>Atlanta Braves @ Philadelphia Phillies</b> Veterans Stadium, Philadelphia, PA Sun May 30 1982, 3:33 AM EDT Att: 35,662 - Unknown			
Glenn Hubbard, R OBP: 0.321, SLG: 0.359 (1, 4)	F7		K		F8					4	0	0	0	0	2	3				
Dale Murphy, R OBP: 0.401, SLG: 0.614 (1, 8)	F4		1B 1-2 BB			K			K	3	0	0	0	1	2	0				
Bob Horner, R OBP: 0.388, SLG: 0.565 Jerry Royster, R OBP: 0.217, SLG: 0.318 (4, 5)		BLK 2B 1B	1-2 2H 1B			K			F3	2	1	2	1	0	0	0				
Terry Harper, R OBP: 0.600, SLG: 0.750 (1, 9)	FC1-5 1-H 2B		5-3						2B BB	3	0	2	1	1	0	2				
Bob Watson, R OBP: 0.283, SLG: 0.381 (1, 3)	F7				F9					4	0	1	0	0	1	2				
Rufino Linares, R OBP: 0.311, SLG: 0.341 (1, 7)	FC1-5 2-3 FC5-4				K				4-3	4	0	0	0	0	2	3				
Bruce Benedict, R OBP: 0.314, SLG: 0.293 (1, 2)	FC5-4 1-2				F3				1B WP 1B	4	0	1	0	0	0	1				
Rick Mahler, R OBP: 0.125, SLG: 0.125 Larry Whisenand, L OBP: 0.449, SLG: 0.500 Rick Camp, R OBP: 0.343, SLG: 0.470 Claudell Washington, L OBP: 0.292, SLG: 0.375 Preston Hanna, R OBP: 0.301, SLG: 0.350 Ken Smith, L OBP: 0.611, SLG: 0.500 (11, 1)			K						F9	1	0	0	0	0	1	0				
<b>Inning Stats</b>	R: 0 E: 0 K: 0 S: 3	H: 0 LOB: 0 BB: 0 P: 3	R: 1 E: 0 K: 0 S: 5	H: 2 LOB: 1 BB: 0 P: 5	R: 1 E: 0 K: 2 S: 9	H: 2 LOB: 2 BB: 1 P: 13	R: 0 E: 0 K: 1 S: 5	H: 0 LOB: 0 BB: 0 P: 5	R: 0 E: 0 K: 3 S: 10	H: 1 LOB: 1 BB: 0 P: 10	R: 0 E: 0 K: 2 S: 9	H: 2 LOB: 2 BB: 0 P: 9	R: 0 E: 0 K: 2 S: 8	H: 1 LOB: 2 BB: 0 P: 12	R: 0 E: 0 K: 1 S: 5	H: 0 LOB: 0 BB: 0 P: 5		1B: 6 2B: 2 3B: 0 HR: 0	SF: 0 SAC: 0 DP: 0 HBP: 0	WP: 1 PB: 0 SB: 0 CS: 0
<b>PITCHER</b>	IP WLS BF H R ER SO BB IBB HBP BLK WP HR S P ERA WHIP	8.0 W 34 8 2 2 11 2 0 0 0 1 0 0 54 62 2.25 1.250	1.0 3 0 0 0 1 0 0 0 0 0 0 0 0 5 5 0.00 0.000	<b>PITCHER</b>																

AB	35
R	2
H	8
RBI	2
BB	2
SO	12
LOB	12



Batter	1	2	3	4	5	6	7	8	9	AB	R	H	RBI	BB	SO	LOB	BOTTOM			
Bob Dernier, R OBP: 0.386, SLG: 0.398 (1, 9)	BLK 2B 1B	1-2 1B		G3 2B 1B				F4		5	2	4	0	0	0	1	<b>Atlanta Braves @ Philadelphia Phillies</b> Veterans Stadium, Philadelphia, PA Sun May 30 1982, 3:33 AM EDT Att: 35,662 - Unknown			
Pete Rose, S OBP: 0.318, SLG: 0.333 Ron Reed, R OBP: 0.200, SLG: 0.250 (1, 3)	F7	F7		G3				G3		4	0	0	0	1	0	6				
Mike Schmidt, R OBP: 0.414, SLG: 0.450 Dave Roberts, R OBP: 0.192, SLG: 0.200 (1, 5)		F6								0	1	0	0	1	0	0				
Gary Matthews, R OBP: 0.326, SLG: 0.400 Greg Gross, L OBP: 0.364, SLG: 0.276 (2, PH)	2B BB			2H 3H 2B				F7		3	0	1	2	0	0	4				
Gary Matthews, R OBP: 0.326, SLG: 0.400 Greg Gross, L OBP: 0.364, SLG: 0.276 (8, 7)	2B			K				G4		4	1	1	2	0	1	3				
Bo Diaz, R OBP: 0.351, SLG: 0.520 (1, 2)	F8									0	0	0	0	0	0	0				
Bo Diaz, R OBP: 0.351, SLG: 0.520 (1, 2)	F8									3	0	0	0	1	0	1				
Gary Maddox, R OBP: 0.326, SLG: 0.456 (1, 8)				4-3						4	0	3	1	0	0	0				
Manny Trillo, R OBP: 0.289, SLG: 0.302 (1, 4)	F8									4	0	0	0	0	0	3				
Ivan De Jesus, R OBP: 0.299, SLG: 0.261 (1, 6)		5-3		S 2B BB						3	1	1	0	1	0	1				
Steve Carlton, L OBP: 0.267, SLG: 0.400 Del Unser, L (8, PH)				1B 1B						3	1	2	1	0	0	0				
<b>Inning Stats</b>	R: 3 E: 0 K: 0 S: 6	H: 3 LOB: 1 BB: 1 P: 10	R: 0 E: 0 K: 0 S: 5	H: 2 LOB: 2 BB: 0 P: 5	R: 0 E: 0 K: 0 S: 3	H: 0 LOB: 0 BB: 0 P: 3	R: 3 E: 0 K: 1 S: 8	H: 3 LOB: 1 BB: 1 P: 12	R: 0 E: 0 K: 0 S: 4	H: 1 LOB: 1 BB: 0 P: 4	R: 0 E: 0 K: 0 S: 4	H: 1 LOB: 2 BB: 1 P: 8	R: 0 E: 0 K: 0 S: 2	H: 1 LOB: 1 BB: 0 P: 6	R: 0 E: 0 K: 0 S: 4	H: 1 LOB: 1 BB: 0 P: 4	1B: 7 2B: 5 3B: 0 HR: 0	SF: 0 SAC: 0 DP: 1 HBP: 0	WP: 0 PB: 0 SB: 1 CS: 1	PA: 38
<b>PITCHER</b>	IP WLS BF H R ER SO BB IBB HBP BLK WP HR S P ERA WHIP	4.0 L 22 8 6 0 0 1 0 0 0 0 0 8 12 0.00 1.500	2.0 9 2 0 0 0 1 0 0 0 0 0 0 6 10 0.00 1.500	<b>PITCHER</b>																









Batter	1	2	3	4	5	6	7	8	9	AB	R	H	RBI	BB	SO	LOB	TOP		
<b>Eddie Milner, L</b> OBP: 0.321, SLG: 0.353 (1, 8)	F8		4-3 1B	4-3			F8			4	1	1	0	0	0	1	<b>Cincinnati Reds @ Philadelphia Phillies</b> Veterans Stadium, Philadelphia, PA Tue Jun 01 1982, 7:05 PM EDT Att: 20,102 - Unknown		
<b>Ron Oester, S</b> OBP: 0.300, SLG: 0.359 (1, 4)	E3		4-3	4-3	4-3		4-3			4	0	0	0	0	0	1			
<b>Dave Concepcion, R</b> OBP: 0.337, SLG: 0.395 (1, 6)	4-3		CS 1B	1B	1B		5-3			4	1	2	1	0	0	1			
<b>Dan Driessen, L</b> OBP: 0.389, SLG: 0.488 (1, 3)	K		3-H 1B	K	1B		1B			3	0	1	0	0	2	2			
<b>Mike Vail, R</b> OBP: 0.349, SLG: 0.557 (1, 7)		WP FC5-2 2B		1B	2B		G4-6-3 1B			3	1	3	1	0	0	0			
<b>Larry Blittner, L</b> OBP: 0.375, SLG: 0.429 (1, 9)		FC5-2 BB		4-3 1B	G4-6-3 1B					2	1	1	1	1	0	2			
<b>Paul Householder, S</b> OBP: 0.275, SLG: 0.338 (7, 9)		2-3		2-H 1B	1-2					0	0	0	0	0	0	0			
<b>Johnny Bench, R</b> OBP: 0.293, SLG: 0.315 (1, 5)	F9			K			5-3			3	0	0	0	0	1	3			
<b>Alex Trevino, R</b> OBP: 0.333, SLG: 0.283 (1, 2)	FC5-2 FC6-4			4-3			F3			3	0	0	0	0	0	3			
<b>Greg Harris, S</b> OBP: 0.200, SLG: 0.200 (1, 1)	FC6-4						5-3			3	0	1	1	0	0	2			
<b>Inning Stats</b>	R: 0 E: 1 K: 1 S: 6	H: 0 LOB: 1 BB: 0 P: 6	R: 0 E: 0 K: 0 S: 4	H: 1 LOB: 2 BB: 1 P: 8	R: 1 E: 0 K: 1 S: 6	H: 2 LOB: 1 BB: 0 P: 6	R: 2 E: 0 K: 1 S: 8	H: 3 LOB: 1 BB: 0 P: 8	R: 1 E: 0 K: 0 S: 5	H: 3 LOB: 1 BB: 0 P: 5	R: 0 E: 0 K: 0 S: 3	H: 0 LOB: 0 BB: 0 P: 3	R: 0 E: 0 K: 0 S: 3	H: 0 LOB: 0 BB: 0 P: 3					
<b>PITCHER</b>	IP	WLS	BF	H	R	ER	SO	BB	IBB	HBP	BLK	WP	HR	S	P	ERA	WHIP		
<b>Mike Krukow, R</b> ERA: 2.94 (1, 1)	5.0	L	24	9	4	4	3	1	0	0	0	1	0	29	33	7.20	2.000		
<b>Sid Monge, L</b> ERA: 4.42 (6, 1)	2.0		6	0	0	0	0	0	0	0	0	0	0	6	6	0.00	0.000		

AB	29
R	4
H	9
RBI	4
BB	1
SO	3
LOB	15



1B:	7	SF:	0	WP:	1	PA:	30
2B:	3	SAC:	0	FB:	0		
3B:	0	DP:	2	SB:	0		
HR:	0	HBP:	0	CS:	1		

Batter	1	2	3	4	5	6	7	8	9	AB	R	H	RBI	BB	SO	LOB	BOTTOM		
<b>Bob Dernier, R</b> OBP: 0.384, SLG: 0.387 (1, 9)	E4		6-3		FC6		FC6-4			4	0	0	0	0	0	2	<b>Cincinnati Reds @ Philadelphia Phillies</b> Veterans Stadium, Philadelphia, PA Tue Jun 01 1982, 7:05 PM EDT Att: 20,102 - Unknown		
<b>Pete Rose, S</b> OBP: 0.319, SLG: 0.326 (1, 3)	9-2		G5-4-3 BB			3-1				2	0	0	0	1	0	1			
<b>Mike Schmidt, R</b> OBP: 0.420, SLG: 0.444 (1, 5)	BB 1B		G5-4-3			FC6-4 1B				3	0	2	0	0	0	1			
<b>Gary Matthews, R</b> OBP: 0.320, SLG: 0.382 (1, 7)	BB 1B			F9		FC6-4 2B				2	1	0	0	1	0	1			
<b>Bo Diaz, R</b> OBP: 0.354, SLG: 0.529 (1, 2)	K			G4-3 1B		1-H 2B				3	0	2	1	0	1	2			
<b>Gary Maddox, R</b> OBP: 0.311, SLG: 0.429 (1, 8)		6-3		G4-3		F8				3	0	0	0	0	0	2			
<b>Manny Trillo, R</b> OBP: 0.284, SLG: 0.292 (1, 4)		K			5-3		K			3	0	0	0	0	2	0			
<b>Ivan De Jesus, R</b> OBP: 0.290, SLG: 0.249 (1, 6)					F9		F9			2	0	0	0	1	0	0			
<b>Mike Krukow, R</b> OBP: 0.182, SLG: 0.182 (1, 1)										1	0	0	0	0	0	1			
<b>Del Unser, L</b> (5, PH)		1-3								0	0	0	0	1	0	0			
<b>Sid Monge, S</b> (6, 1)										0	0	0	0	0	0	0			
<b>Greg Gross, L</b> OBP: 0.400, SLG: 0.300 (7, PH)										1	0	1	0	0	0	0			
<b>Inning Stats</b>	R: 0 E: 1 K: 1 S: 6	H: 1 LOB: 2 BB: 1 P: 10	R: 0 E: 0 K: 1 S: 5	H: 0 LOB: 1 BB: 1 P: 9	R: 0 E: 0 K: 0 S: 2	H: 0 LOB: 0 BB: 1 P: 6	R: 0 E: 0 K: 0 S: 3	H: 1 LOB: 0 BB: 0 P: 3	R: 0 E: 0 K: 0 S: 3	H: 0 LOB: 1 BB: 1 P: 7	R: 1 E: 0 K: 0 S: 5	H: 2 LOB: 1 BB: 0 P: 5	R: 0 E: 0 K: 1 S: 6	H: 1 LOB: 1 BB: 0 P: 6					
<b>PITCHER</b>	IP	WLS	BF	H	R	ER	SO	BB	IBB	HBP	BLK	WP	HR	S	P	ERA	WHIP		
<b>Greg Harris, R</b> ERA: 2.4 (1, 1)	7.0	W	28	5	1	1	3	4	0	0	0	0	0	30	46	1.29	1.286		

AB	24
R	1
H	5
RBI	1
BB	4
SO	3
LOB	10



1B:	4	SF:	0	WP:	0	PA:	28
2B:	2	SAC:	0	FB:	0		
3B:	0	DP:	3	SB:	0		
HR:	0	HBP:	0	CS:	0		



Batter	1	2	3	4	5	6	7	8	9	AB	R	H	RBI	BB	SO	LOB	TOP										
<b>Eddie Milner, L</b> OBP: 0.318, SLG: 0.348 (1, 8)	0-0 SH3 2B 1B	0-3 K			0-0 2-3		0-3 K		0-0 F9	5	1	1	0	0	2	2	<b>Cincinnati Reds @ Philadelphia Phillies</b> Veterans Stadium, Philadelphia, PA Wed Jun 02 1982, 7:05 PM EDT Att: 22,960 - Unknown  <b>AB 36</b> <b>R 2</b> <b>H 9</b> <b>RBI 2</b> <b>BB 2</b> <b>SO 7</b> <b>LOB 20</b>										
<b>Rafael Landestoy, S</b> OBP: 0.296, SLG: 0.385 <b>Charlie Leibrandt, R</b> OBP: 0.333, SLG: 0.250 <b>Johnny Bench, R</b> OBP: 0.291, SLG: 0.313 (1, 5) (7, 1) (9, PH)	0-0 SH3 1-2		0-0 4-3		0-0 1B		4-0 1-2 BB		0-0 F8	2	0	1	0	1	0	0											
<b>Dave Concepcion, R</b> OBP: 0.333, SLG: 0.389 (1, 6)	0-0 6-3		0-0 1B		0-0 6-3		0-0 F9		0-0 F3	5	0	1	0	0	0	5											
<b>Dan Driessen, L</b> OBP: 0.391, SLG: 0.500 (1, 3)	0-0 1B 2H 2B		0-0 F7		0-0 6-3 4-3 2B		0-3 K			4	1	2	1	0	1	1											
<b>Mike Vail, R</b> OBP: 0.358, SLG: 0.547 (1, 7)	4-0 1B BB		0-3 K		0-0 6-3		0-0 1B			3	0	1	0	1	1	2											
<b>Larry Blittler, L</b> OBP: 0.370, SLG: 0.420 <b>Paul Householder, S</b> OBP: 0.275, SLG: 0.338 (1, 9) (8, PH) (8, 9)	0-0 1-2 2-3 1B		0-0 G3		0-0 4-3		0-0 E6		0-0 1-2	4	0	1	1	0	0	1											
<b>Ron Oester, S</b> OBP: 0.294, SLG: 0.351 (1, 4) (7, 5)	0-3 K		0-0 F8		0-0 3-1		0-0 F7			4	0	0	0	0	1	5											
<b>Alex Trevino, R</b> OBP: 0.331, SLG: 0.282 (1, 2)		0-0 F9		0-0 4-3		0-0 BB 1B		0-0 L3		4	0	1	0	0	0	2											
<b>Bruce Berenyi, R</b> OBP: 0.250, SLG: 0.350 <b>German Barranca, L</b> OBP: 0.313, SLG: 0.531 (1, 1) (7, PH) (7, 4)		0-3 K		0-0 5-3			0-3 K		0-0 1B	2	0	0	0	0	1	0											
<b>Inning Stats</b>	R: 1 E: 0 K: 1 S: 8	H: 3 LOB: 3 BB: 1 P: 12	R: 0 E: 0 K: 2 S: 7	H: 0 LOB: 0 BB: 0 P: 7	R: 0 E: 0 K: 1 S: 6	H: 1 LOB: 1 BB: 0 P: 6	R: 0 E: 0 K: 0 S: 3	H: 0 LOB: 0 BB: 0 P: 3	R: 0 E: 0 K: 0 S: 4	H: 1 LOB: 1 BB: 0 P: 4	R: 1 E: 0 K: 0 S: 4	H: 1 LOB: 0 BB: 0 P: 4	R: 0 E: 1 K: 1 S: 8	H: 1 LOB: 2 BB: 1 P: 12	R: 0 E: 1 K: 1 S: 7	H: 1 LOB: 2 BB: 0 P: 7	R: 0 E: 0 K: 0 S: 4	H: 1 LOB: 1 BB: 0 P: 4	1B: 7 2B: 2 3B: 0 HR: 0	SF: 0 SAC: 1 DP: 0 HBP: 0	WP: 0 PB: 0 SB: 0 CS: 0	PA: 39					
<b>PITCHER</b> <b>Dick Ruthven, R</b> ERA: 2.51 <b>Warren Brusstar, R</b> ERA: 2.89 (1, 1) (7, 1)	IP 6.2	WLS W	BF 29	H 7	R 2	ER 2	SO 6	BB 2	IBB 0	HBP 0	BLK 0	WP 0	HR 0	S 39	P 47	ERA 2.70	WHIP 1.350										

Batter	1	2	3	4	5	6	7	8	9	AB	R	H	RBI	BB	SO	LOB	BOTTOM										
<b>Bob Dernier, R</b> OBP: 0.381, SLG: 0.379 (1, 9)	0-0 4-3		0-3 K		4-0 BLK 2B BB		0-0 6-3			3	1	0	0	1	1	1	<b>Cincinnati Reds @ Philadelphia Phillies</b> Veterans Stadium, Philadelphia, PA Wed Jun 02 1982, 7:05 PM EDT Att: 22,960 - Unknown  <b>AB 29</b> <b>R 4</b> <b>H 6</b> <b>RBI 4</b> <b>BB 6</b> <b>SO 7</b> <b>LOB 12</b>										
<b>Pete Rose, S</b> OBP: 0.322, SLG: 0.335 (1, 3)	0-0 BB 1B		0-0 F8		0-0 1H 1B 2B		0-0 F8			4	2	2	1	0	0	0											
<b>Gary Matthews, R</b> OBP: 0.333, SLG: 0.385 <b>Greg Gross, L</b> OBP: 0.400, SLG: 0.300 (1, 7) (9, 7)	4-0 1B 1-2 BB		4-0 S BB		0-0 2H 1B		4-0 S BB			1	0	1	1	3	0	0											
<b>Mike Schmidt, R</b> OBP: 0.415, SLG: 0.432 (1, 5)	0-3 K		0-0 F2		4-0 FC5-4 BB		0-0 F9			3	0	0	0	1	1	4											
<b>Bo Diaz, R</b> OBP: 0.357, SLG: 0.525 (1, 2)	0-0 1-3 2H 1B			0-0 F4	0-0 FC5-4		4-0 1-2 BB			3	0	1	1	1	0	2											
<b>Gary Maddox, R</b> OBP: 0.308, SLG: 0.451 (1, 8)	0-0 5-3			0-0 6-3		0-0 HR		0-0 4-3		4	1	1	1	0	0	4											
<b>Luis Aguayo, R</b> OBP: 0.316, SLG: 0.471 (1, 4)		0-3 K		0-0 6-3		0-0 SH1-4 1B		0-3 K		4	0	1	0	0	2	0											
<b>Ivan De Jesus, R</b> OBP: 0.284, SLG: 0.243 (1, 6)		0-3 K			0-0 F7		0-0 F8		0-0 F9	4	0	0	0	0	1	1											
<b>Dick Ruthven, R</b> OBP: 0.087, SLG: 0.087 <b>Warren Brusstar, R</b> (1, 1) (7, 1)		0-0 1-3			0-3 K		0-0 SH1-4		0-3 K	2	0	0	0	0	1	0											
<b>Inning Stats</b>	R: 1 E: 0 K: 1 S: 7	H: 2 LOB: 2 BB: 1 P: 11	R: 0 E: 0 K: 2 S: 7	H: 0 LOB: 0 BB: 0 P: 7	R: 0 E: 0 K: 1 S: 5	H: 0 LOB: 1 BB: 1 P: 9	R: 0 E: 0 K: 0 S: 3	H: 0 LOB: 0 BB: 0 P: 3	R: 2 E: 0 K: 1 S: 7	H: 2 LOB: 2 BB: 2 P: 15	R: 1 E: 0 K: 0 S: 5	H: 2 LOB: 1 BB: 0 P: 5	R: 0 E: 0 K: 0 S: 3	H: 0 LOB: 2 BB: 2 P: 11	R: 0 E: 0 K: 2 S: 7	H: 0 LOB: 0 BB: 0 P: 7	1B: 4 2B: 1 3B: 0 HR: 1	SF: 0 SAC: 1 DP: 0 HBP: 0	WP: 0 PB: 0 SB: 2 CS: 0	PA: 36							
<b>PITCHER</b> <b>Bruce Berenyi, R</b> ERA: 4.04 <b>Charlie Leibrandt, L</b> ERA: 1.96 (1, 1) (7, 1)	IP 6.0	WLS L	BF 28	H 6	R 4	ER 4	SO 5	BB 4	IBB 0	HBP 0	BLK 0	WP 0	HR 1	S 34	P 50	ERA 6.00	WHIP 1.667										







Batter	1	2	3	4	5	6	7	8	9	AB	R	H	RBI	BB	SO	LOB	TOP					
Bob Dernier, R (1.9) OBP: 0.384, SLG: 0.383	1-3		1-3 1B		5-3		BB BB S 1B	FC6-4		5	1	2	0	0	0	1	Philadelphia Phillies @ Houston Astros Astrodome, Houston, TX Sat Jun 05 1982, 8:05 PM EDT Att: 35,315 - Unknown					
Pete Rose, S (1.3) OBP: 0.327, SLG: 0.342	1B 2B		1-3 1-2		6-3		BB BB 1-2 BB	L7		4	0	1	0	1	0	2						
Gary Matthews, R (1.7) Greg Gross, L (8.7) OBP: 0.330, SLG: 0.382 OBP: 0.389, SLG: 0.290	6-3		6-3		6-3		BB 1-2 2-3 BB	6-3		3	0	0	0	1	0	2						
Mike Schmidt, R (1.5) OBP: 0.437, SLG: 0.475	2H 1B			4-3 E 2B		FC3-2 3B	1-2 2-3 3-H 0-3 BB	6-3		4	1	3	1	1	0	0						
Bo Diaz, R (1.2) OBP: 0.345, SLG: 0.503		4-3		4-3		FC3-2 2B	K	6-3		5	1	0	0	0	1	5						
Gary Maddox, R (1.8) OBP: 0.304, SLG: 0.445	5-3			E6		3-H 2B		SH3-4 1B		4	1	2	2	0	0	0						
Manny Trillo, R (1.4) OBP: 0.296, SLG: 0.300				F3		L6		SH3-4 1B		3	0	1	0	0	0	2						
Ivan De Jesus, R (1.6) OBP: 0.279, SLG: 0.239				F8		P3		L7 1B		4	1	1	1	0	0	2						
Larry Christenson, R (1.1) Dick Davis, R (7. PH) Sparky Lyle, L (7.1) OBP: 0.080, SLG: 0.120 OBP: 0.304, SLG: 0.455 OBP: 0.500, SLG: 0.500			5-3		K		4-3	1B FC6-4		2	0	0	0	0	1	0						
<b>Inning Stats</b>	R: 0 E: 0 K: 0 S: 4	H: 2 LOB: 2 BB: 0 P: 4	R: 0 E: 0 K: 0 S: 4	H: 1 LOB: 1 BB: 0 P: 4	R: 0 E: 0 K: 0 S: 4	H: 1 LOB: 1 BB: 0 P: 4	R: 1 E: 1 K: 0 S: 5	H: 1 LOB: 1 BB: 0 P: 5	R: 0 E: 0 K: 1 S: 5	H: 0 LOB: 0 BB: 0 P: 5	R: 1 E: 0 K: 0 S: 5	H: 2 LOB: 1 BB: 0 P: 5	R: 1 E: 0 K: 1 S: 6	H: 1 LOB: 3 BB: 3 P: 18	R: 2 E: 0 K: 0 S: 6	H: 3 LOB: 1 BB: 0 P: 6		R: 0 E: 0 K: 0 S: 3	H: 0 LOB: 0 BB: 0 P: 3	1B: 7 2B: 3 3B: 1 HR: 0	SF: 0 SAC: 1 DP: 0 HBP: 0	WP: 0 PB: 0 SB: 2 CS: 0
<b>PITCHER</b>	IP WLS BF H R ER SO BB IBB HBP BLK WP HR S P ERA WHIP	6.2 0.0 0.2 1.2	29 0 5 5	8 0 3 0	3 0 2 0	3 0 2 0	1 0 2 0	1 0 0 0	34 8 7 5	4.05 ∞ 27.00 0.00	1.350 ∞ 4.500 0.000											

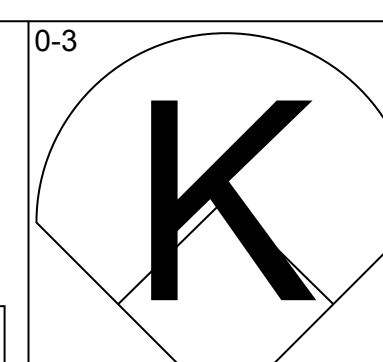
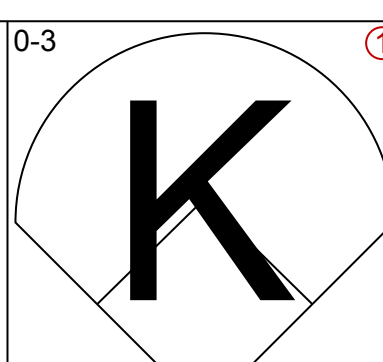
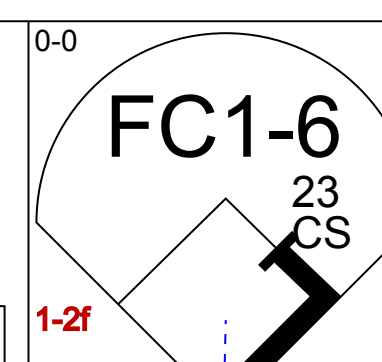
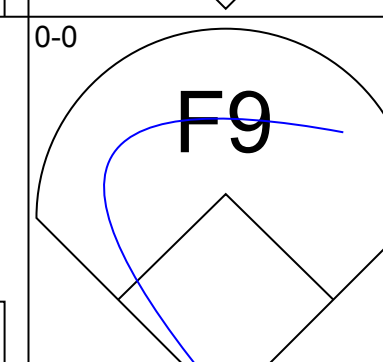
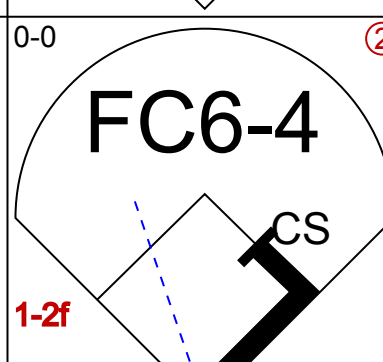
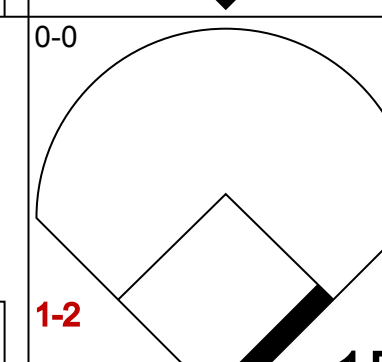
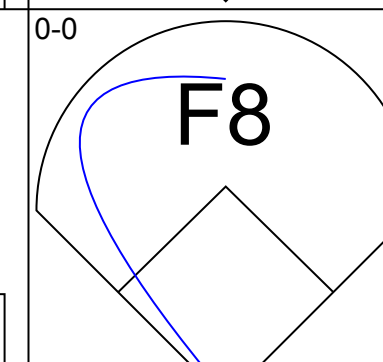
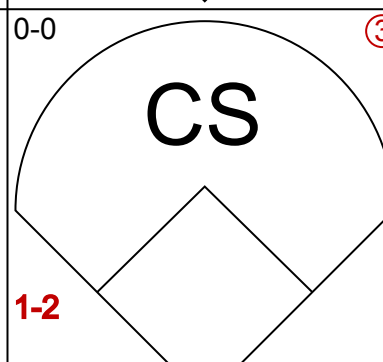
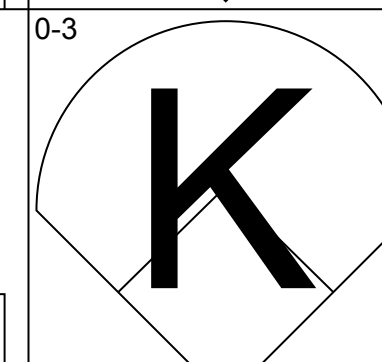
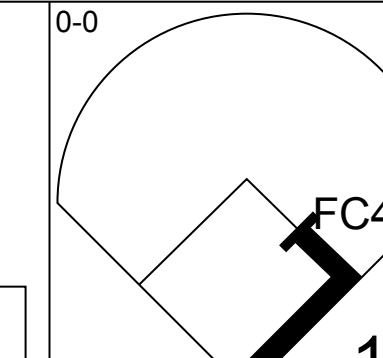
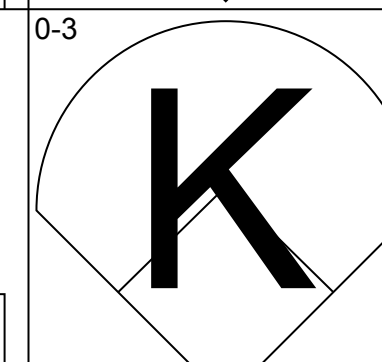

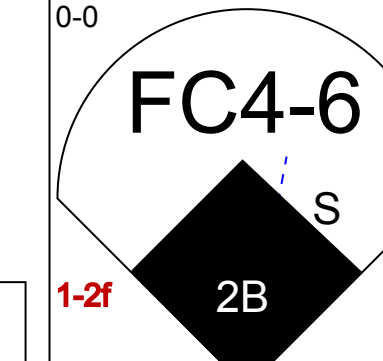
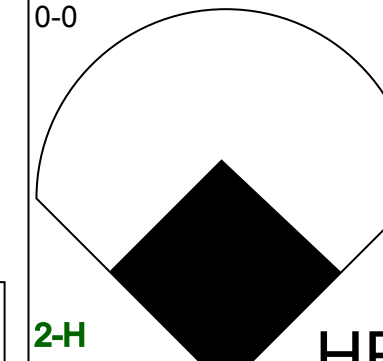

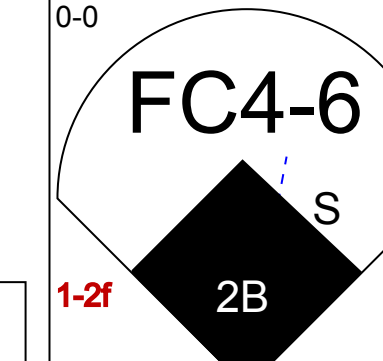
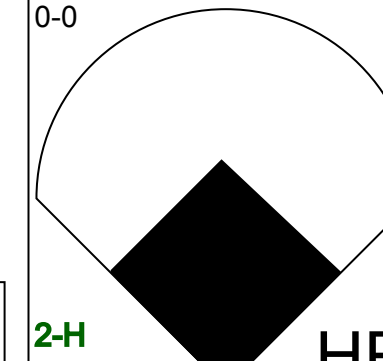
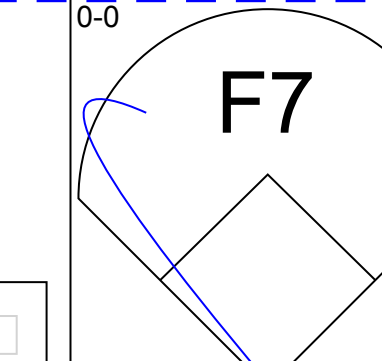
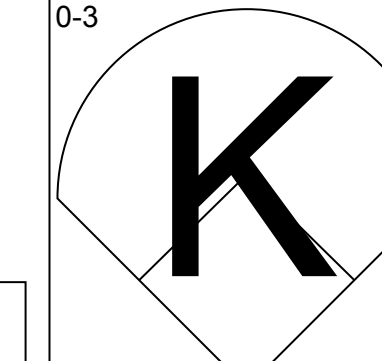
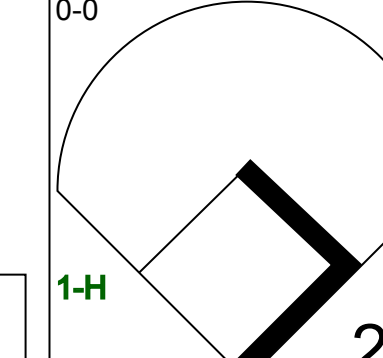

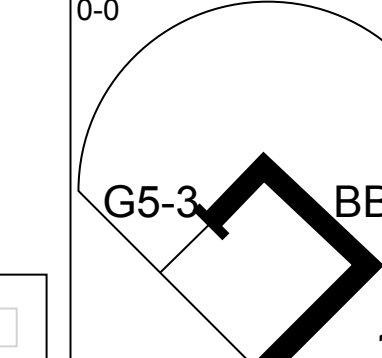
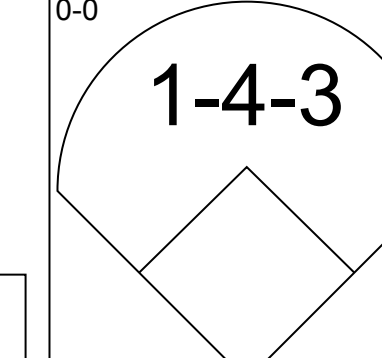

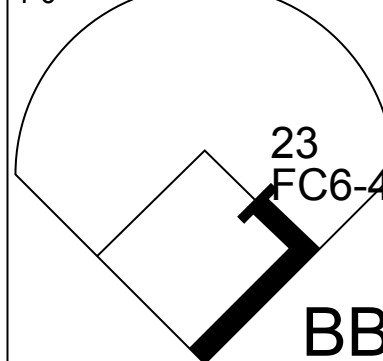
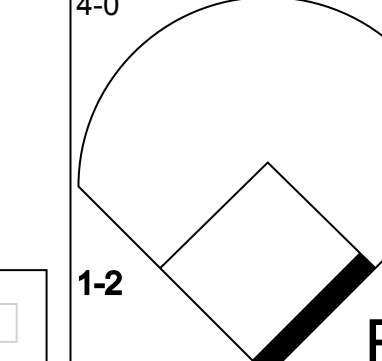
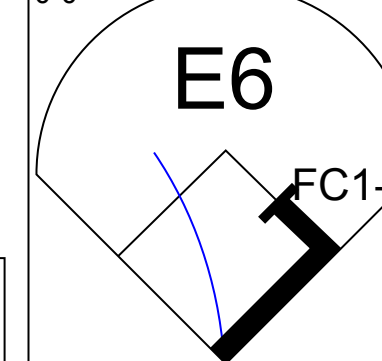
Batter	1	2	3	4	5	6	7	8	9	AB	R	H	RBI	BB	SO	LOB	BOTTOM					
Denny Walling, L (1.3) OBP: 0.284, SLG: 0.238	F7		4-3		2B		F5			4	0	1	1	0	0	1	Philadelphia Phillies @ Houston Astros Astrodome, Houston, TX Sat Jun 05 1982, 8:05 PM EDT Att: 35,315 - Unknown					
Terry Puhl, L (1.9) OBP: 0.308, SLG: 0.367	BLK 1B		S 1B		F9		G3			4	0	2	1	0	0	1						
Ray Knight, R (1.5) OBP: 0.352, SLG: 0.461	F8		3-H 0-3 K		4-3		G3			4	0	0	0	0	1	3						
Jose Cruz, L (1.7) OBP: 0.315, SLG: 0.381	K			F8		F9		1B		4	0	1	0	0	1	1						
Phil Garner, R (1.4) OBP: 0.315, SLG: 0.426		5-3		5-3		6-3		1-3		4	0	0	0	0	0	1						
Alan Ashby, S (1.2) Dickie Thon, R (9. PH) OBP: 0.331, SLG: 0.284 OBP: 0.301, SLG: 0.316		3-1		CS-6-4 1B		HR		L1		3	1	2	1	0	0	0						
Tony Scott, S (1.8) OBP: 0.290, SLG: 0.325	F9			FC5-6-4		L6		2B		4	0	1	0	0	0	1						
Craig Reynolds, L (1.6) Alan Knicely, R (9. PH) OBP: 0.304, SLG: 0.284 OBP: 0.287, SLG: 0.160			1B 3B		2B 1B		4-3		F8	3	2	2	0	0	0	0						
Bob Knepper, L (1.1) Frank LaCorte, R (7.1) Dave Smith, R (7.1) Randy Moffitt, R (8.1) Luis Pujols, R (9. PH) OBP: 0.333, SLG: 0.357				K		F5		F9		2	0	0	0	0	1	2						
<b>Inning Stats</b>	R: 0 E: 0 K: 1 S: 6	H: 1 LOB: 1 BB: 0 P: 6	R: 0 E: 0 K: 0 S: 3	H: 0 LOB: 0 BB: 0 P: 3	R: 1 E: 0 K: 2 S: 9	H: 2 LOB: 1 BB: 0 P: 9	R: 0 E: 0 K: 0 S: 4	H: 1 LOB: 1 BB: 0 P: 4	R: 1 E: 0 K: 0 S: 5	H: 2 LOB: 1 BB: 0 P: 5	R: 1 E: 0 K: 0 S: 4	H: 1 LOB: 0 BB: 0 P: 4	R: 0 E: 0 K: 1 S: 5	H: 0 LOB: 0 BB: 0 P: 5	R: 0 E: 0 K: 0 S: 4	H: 1 LOB: 1 BB: 0 P: 4		R: 0 E: 0 K: 0 S: 4	H: 1 LOB: 1 BB: 0 P: 4	1B: 5 2B: 2 3B: 1 HR: 1	SF: 0 SAC: 0 DP: 0 HBP: 0	WP: 0 PB: 0 SB: 1 CS: 0
<b>PITCHER</b>	IP WLS BF H R ER SO BB IBB HBP BLK WP HR S P ERA WHIP	6.0 3.0	25 W 11	7 2	3 0	3 0	3 0	3 0	31 13	4.50 0.00	1.167 0.667											

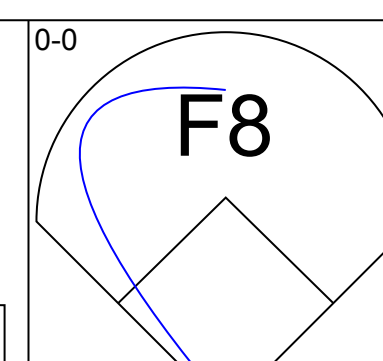
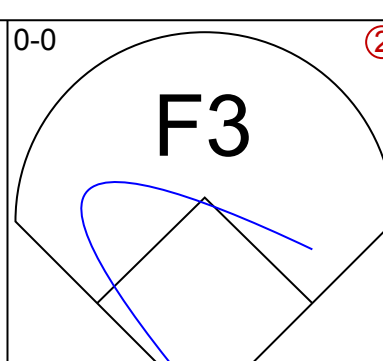
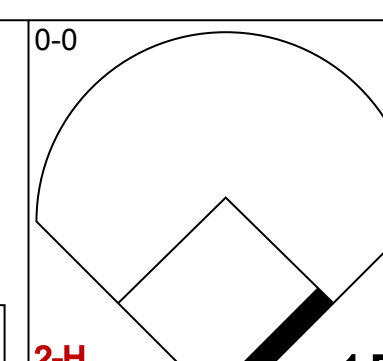
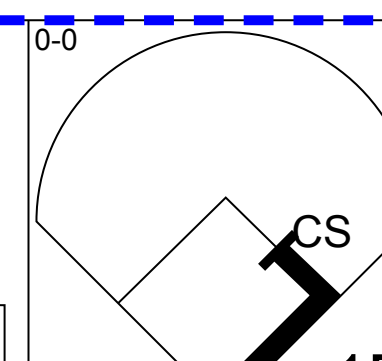
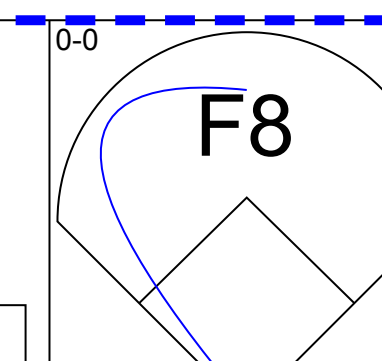
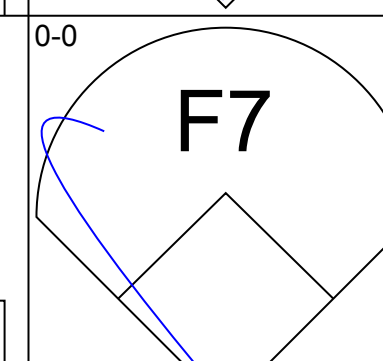
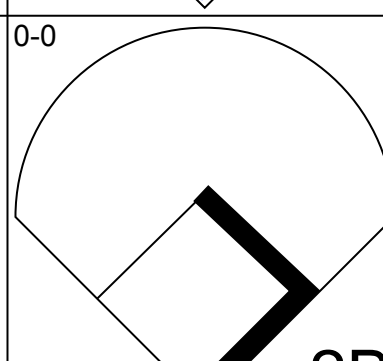
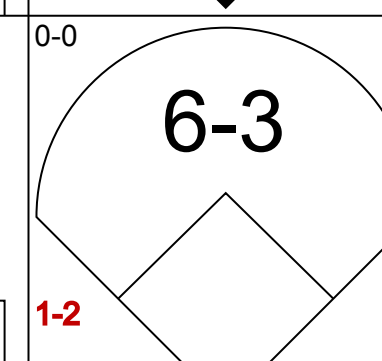
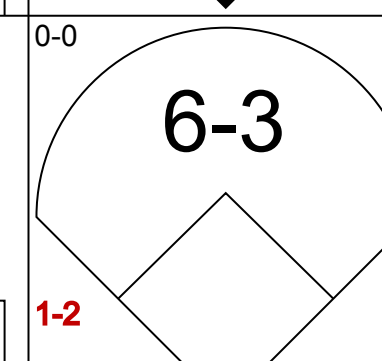
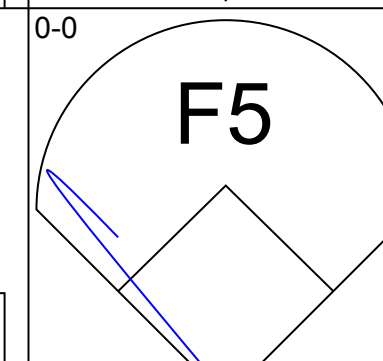
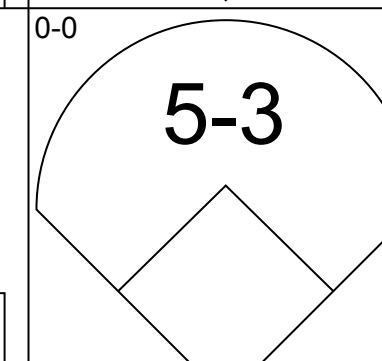
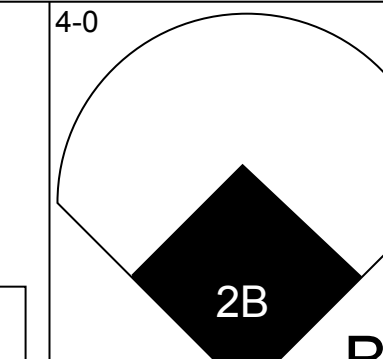
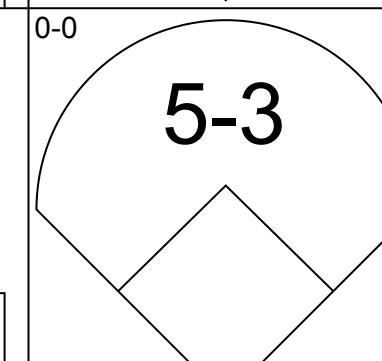

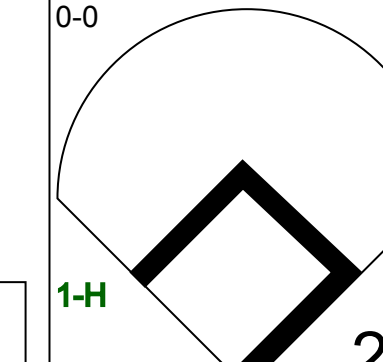
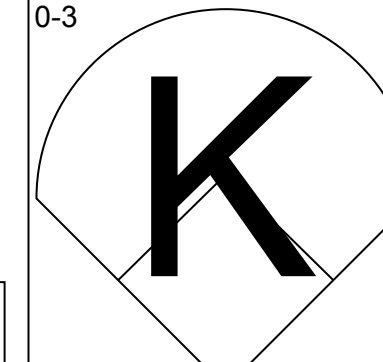

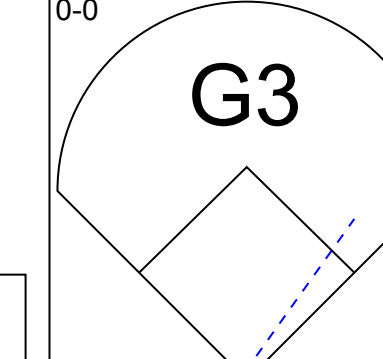
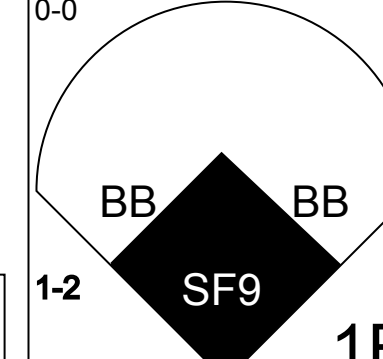

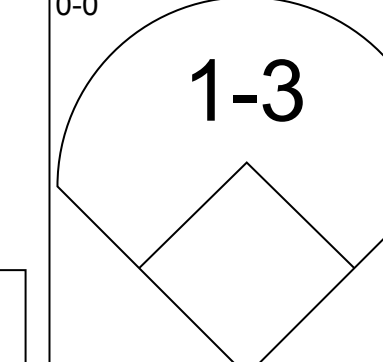
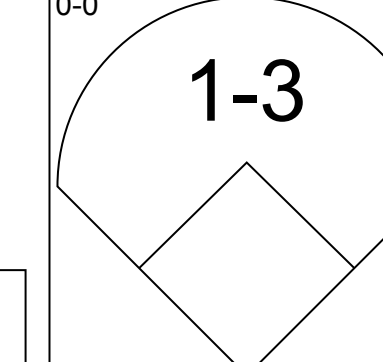

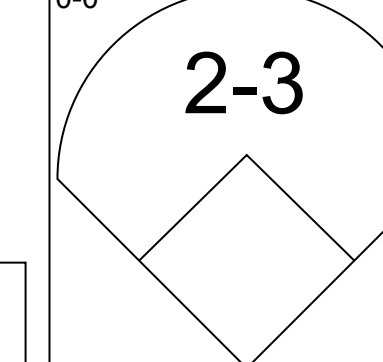
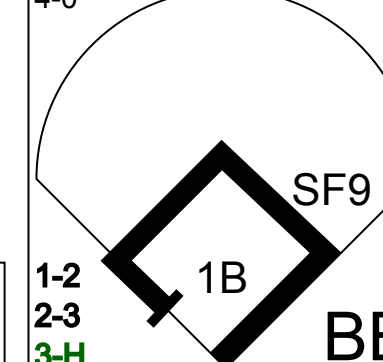

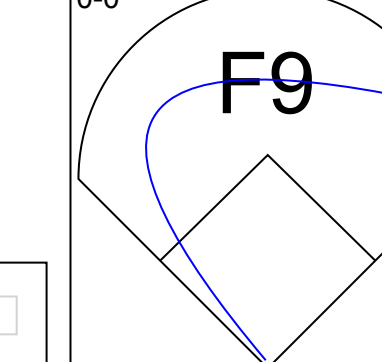
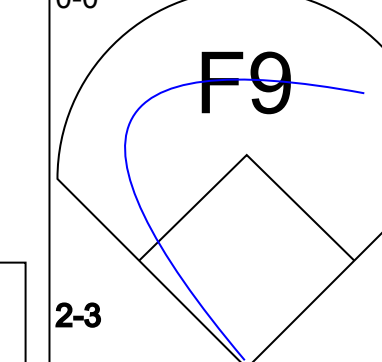











Batter	1	2	3	4	5	6	7	8	9	AB	R	H	RBI	BB	SO	LOB	TOP					
<b>Bump Wills, S</b> OBP: 0.359, SLG: 0.385 (1, 4)										4	1	1	0	0	2	2	<b>Chicago Cubs @ Philadelphia Phillies</b> Veterans Stadium, Philadelphia, PA Mon Jun 07 1982, 7:05 PM EDT Att: 30,146 - Unknown					
<b>23 Ryne Sandberg, R</b> OBP: 0.295, SLG: 0.296 (1, 5)										4	0	1	0	0	0	2						
<b>Bill Buckner, L</b> OBP: 0.315, SLG: 0.358 (1, 3)										3	1	1	1	0	1	1						
<b>Keith Moreland, R</b> OBP: 0.351, SLG: 0.481 (1, 9)										4	0	1	0	0	2	2						
<b>Leon Durham, L</b> OBP: 0.351, SLG: 0.433 (1, 8)										4	2	1	2	0	1	1						
<b>Jay Johnstone, L</b> OBP: 0.344, SLG: 0.423 <b>Bill Campbell, R</b> (8, 1)										4	1	3	2	0	0	0						
<b>Larry Bowa, S</b> OBP: 0.247, SLG: 0.256 (1, 6)										3	0	0	0	1	0	1						
<b>Jody Davis, R</b> OBP: 0.244, SLG: 0.327 <b>Bob Molinaro, L</b> (9, PH)										3	0	0	0	0	0	3						
<b>Dickie Noles, R</b> OBP: 0.143, SLG: 0.154 <b>Steve Henderson, R</b> (7, PH) <b>Lee Smith, R</b> (7, 1) <b>Scot Thompson, L</b> OBP: 0.400, SLG: 0.333 (8, 7)										1	0	0	0	1	0	0						
<b>Inning Stats</b>	R: 0 E: 0 K: 1 S: 5	H: 0 LOB: 0 BB: 0 P: 5	R: 1 E: 0 K: 0 S: 5	H: 2 LOB: 1 BB: 0 P: 5	R: 0 E: 0 K: 1 S: 4	H: 0 LOB: 0 BB: 1 P: 8	R: 3 E: 0 K: 0 S: 5	H: 2 LOB: 0 BB: 0 P: 6	R: 1 E: 0 K: 1 S: 7	H: 2 LOB: 1 BB: 0 P: 7	R: 0 E: 0 K: 1 S: 3	H: 1 LOB: 1 BB: 0 P: 7	R: 0 E: 1 K: 1 S: 6	H: 1 LOB: 0 BB: 0 P: 6	R: 0 E: 0 K: 2 S: 7	H: 0 LOB: 0 BB: 0 P: 7		R: 0 E: 0 K: 0 S: 3	H: 0 LOB: 0 BB: 0 P: 3	1B: 5 2B: 1 3B: 0 HR: 2	SF: 0 SAC: 0 DP: 1 HBP: 1	WP: 1 PB: 0 SB: 4 CS: 2
<b>PITCHER</b>	IP	WLS	BF	H	R	ER	SO	BB	IBB	HBP	BLK	WP	HR	S	P	ERA	WHIP					
<b>Dick Ruthven, R</b> ERA: 2.89 (1, 1)	5.0		22	6	5	5	3	1	0	1	0	1	2	26	31	9.00	1.400					
<b>Sid Monge, L</b> ERA: 3.74 (6, 1)	3.0	W	11	2	0	0	3	1	0	0	0	0	0	16	20	0.00	1.000					
<b>Ed Farmer, R</b> ERA: 6.04 (9, 1)	1.0	S	3	0	0	0	0	0	0	0	0	0	0	3	3	0.00	0.000					

Batter	1	2	3	4	5	6	7	8	9	AB	R	H	RBI	BB	SO	LOB	BOTTOM					
<b>Bob Dernier, R</b> OBP: 0.382, SLG: 0.380 (1, 9)										5	0	2	1	0	0	2	<b>Chicago Cubs @ Philadelphia Phillies</b> Veterans Stadium, Philadelphia, PA Mon Jun 07 1982, 7:05 PM EDT Att: 30,146 - Unknown					
<b>Pete Rose, S</b> OBP: 0.323, SLG: 0.338 (1, 3)										4	0	1	0	0	0	1						
<b>Gary Matthews, R</b> OBP: 0.316, SLG: 0.364 <b>Ozzie Virgil, R</b> OBP: 0.231, SLG: 0.308 (1, 7) (9, 2)										4	0	0	0	0	0	1						
<b>Mike Schmidt, R</b> OBP: 0.456, SLG: 0.508 (1, 5)										2	3	1	1	2	0	0						
<b>Bo Diaz, R</b> OBP: 0.355, SLG: 0.517 (8, PR) <b>Luis Aguayo, R</b> OBP: 0.286, SLG: 0.421 <b>Ed Farmer, R</b> (9, 1)										4	0	2	1	0	1	1						
<b>Garry Maddox, R</b> OBP: 0.314, SLG: 0.448 (1, 8)										4	2	2	0	0	0	1						
<b>Manny Trillo, R</b> OBP: 0.306, SLG: 0.301 (1, 4)										3	1	2	1	1	0	1						
<b>Ivan De Jesus, R</b> OBP: 0.282, SLG: 0.245 (1, 6)										3	0	0	1	1	0	4						
<b>Dick Ruthven, R</b> OBP: 0.080, SLG: 0.083 <b>Sid Monge, S</b> (6, 1) <b>Greg Gross, L</b> OBP: 0.395, SLG: 0.303 (9, 7)										1	0	0	1	0	1	0						
<b>Inning Stats</b>	R: 0 E: 0 K: 0 S: 3	H: 0 LOB: 0 BB: 0 P: 3	R: 1 E: 0 K: 0 S: 4	H: 1 LOB: 1 BB: 1 P: 8	R: 0 E: 0 K: 1 S: 6	H: 1 LOB: 1 BB: 0 P: 6	R: 3 E: 0 K: 1 S: 6	H: 2 LOB: 2 BB: 3 P: 18	R: 1 E: 0 K: 0 S: 4	H: 1 LOB: 0 BB: 0 P: 4	R: 0 E: 0 K: 1 S: 6	H: 1 LOB: 1 BB: 0 P: 6	R: 0 E: 0 K: 0 S: 3	H: 1 LOB: 0 BB: 0 P: 3	R: 2 E: 1 K: 0 S: 7	H: 3 LOB: 2 BB: 0 P: 7		1B: 7 2B: 2 3B: 0 HR: 1	SF: 1 SAC: 0 DP: 0 HBP: 0	WP: 0 PB: 0 SB: 0 CS: 1	PA: 37	
<b>PITCHER</b>	IP	WLS	BF	H	R	ER	SO	BB	IBB	HBP	BLK	WP	HR	S	P	ERA	WHIP					
<b>Dickie Noles, R</b> ERA: 4.04 (1, 1)	6.0		27	6	5	5	3	4	0	0	0	0	1	29	45	7.50	1.667					
<b>Lee Smith, R</b> ERA: 2.53 (7, 1)	1.2	L	9	4	2	1	0	0	0	0	0	0	0	9	9	5.40	2.400					
<b>Bill Campbell, R</b> ERA: 2.87 (8, 1)	0.1		1	0	0	0	0	0	0	0	0	0	0	1	1	0.00	0.000					


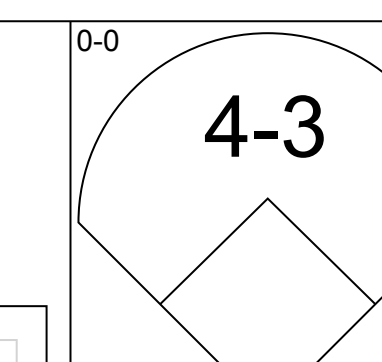
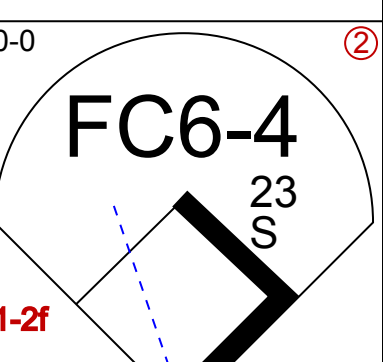
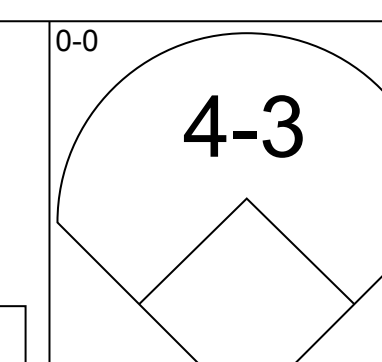
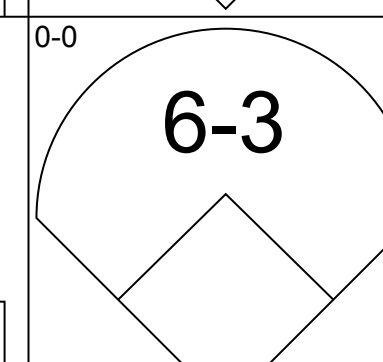
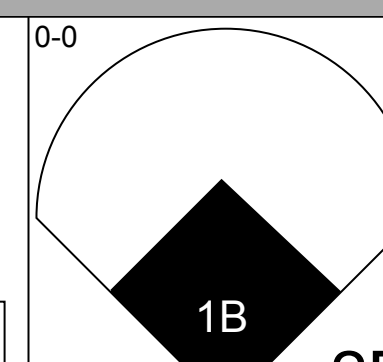
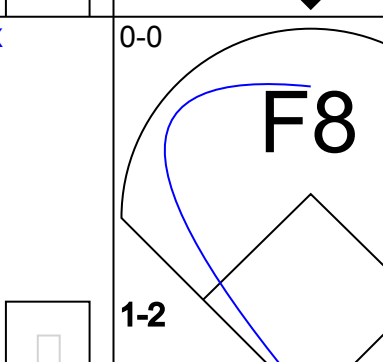
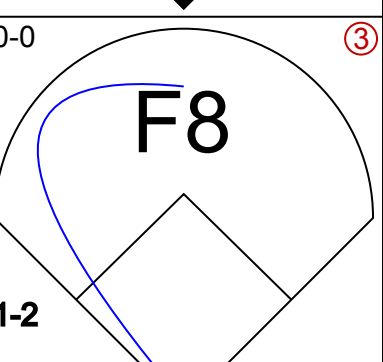
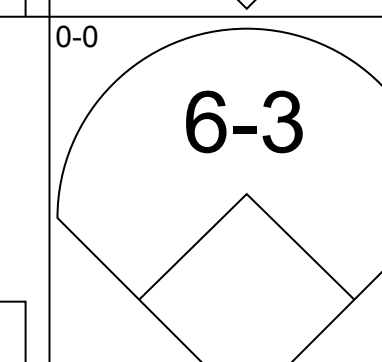
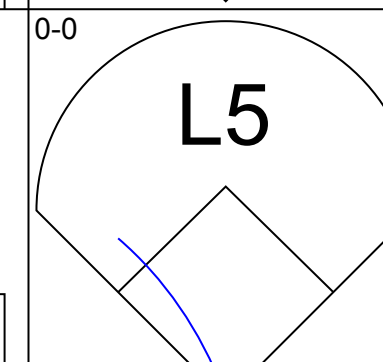
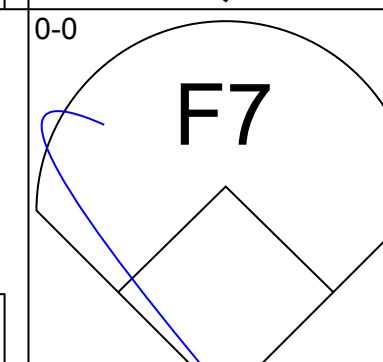
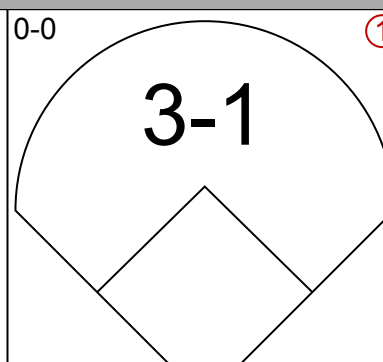
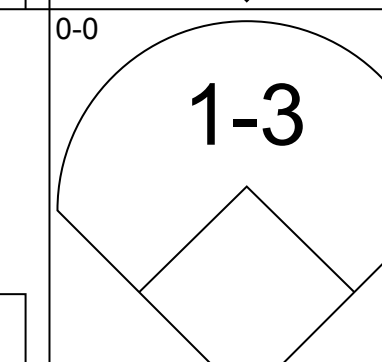
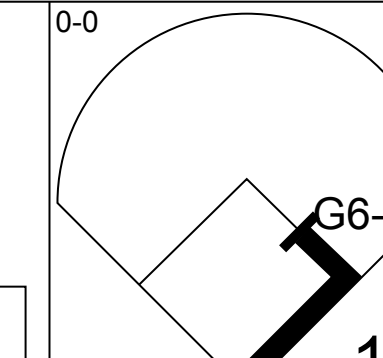
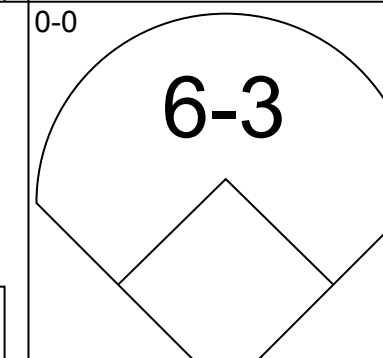
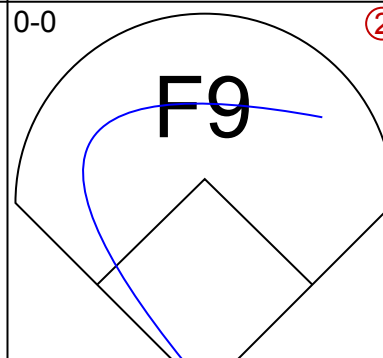
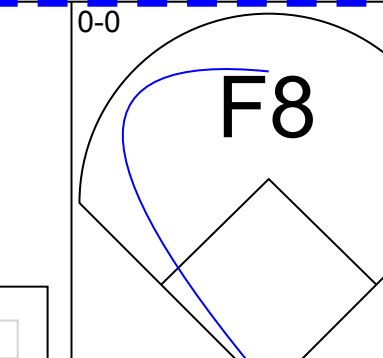
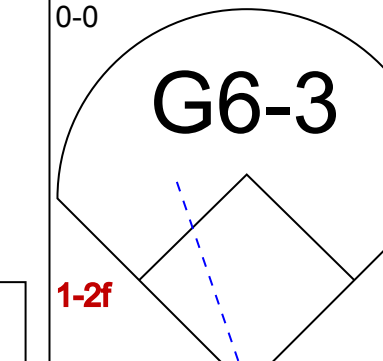
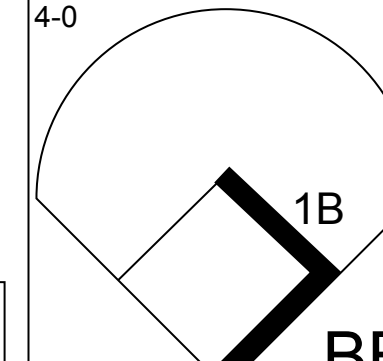

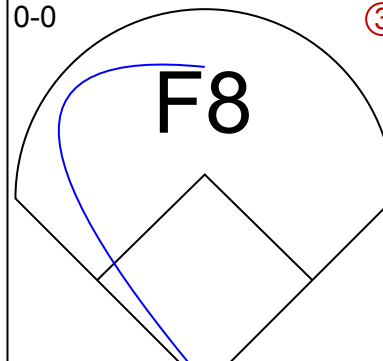
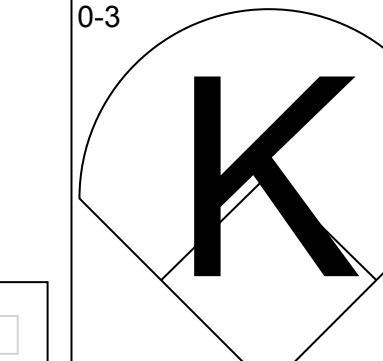
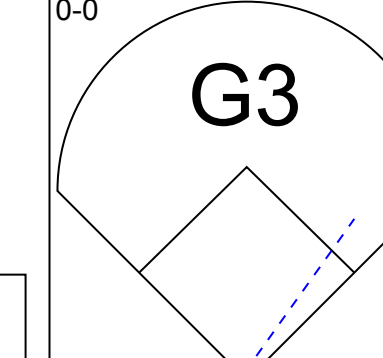
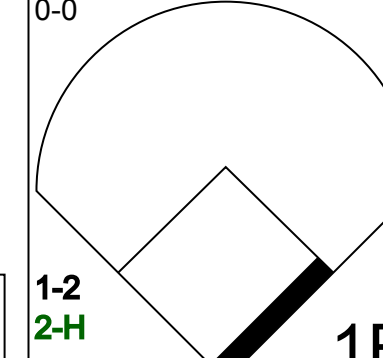
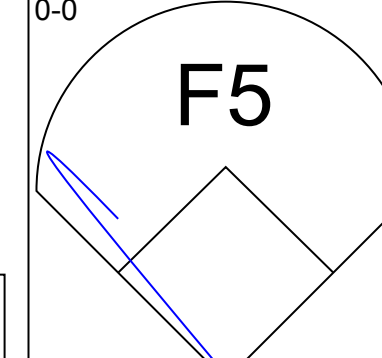
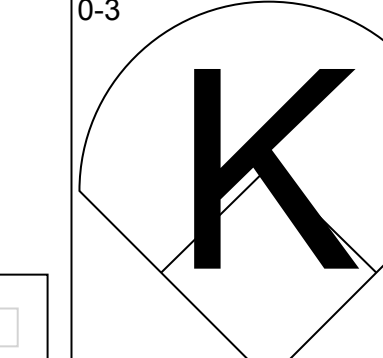
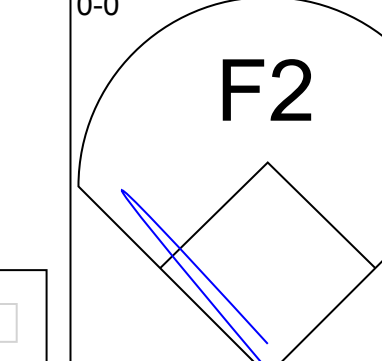
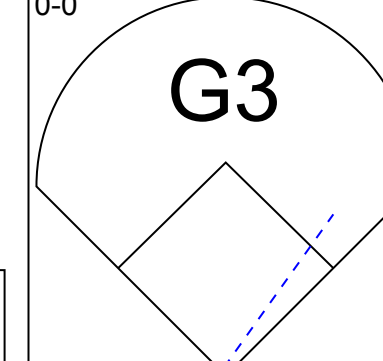
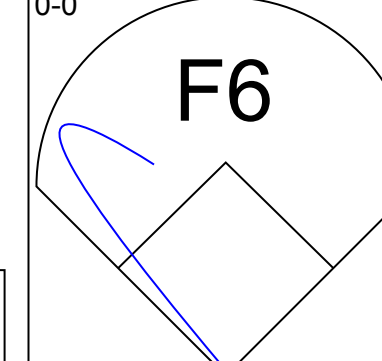
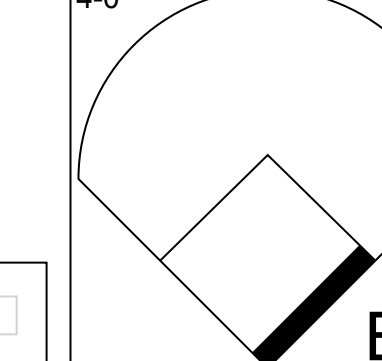
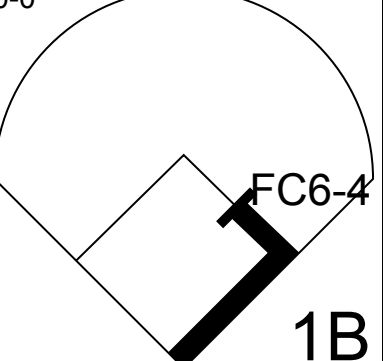
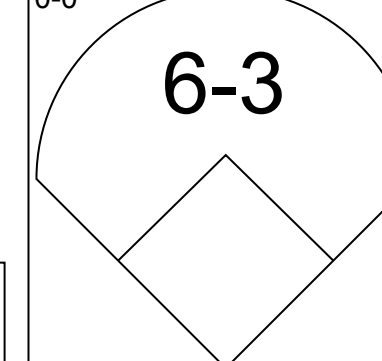
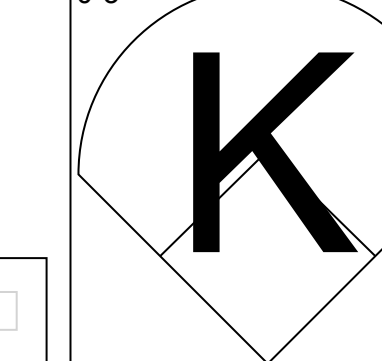
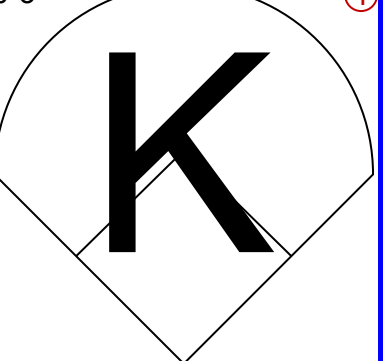
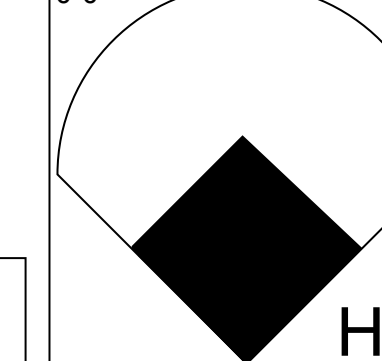
**AB 33**  
**R 5**  
**H 8**  
**RBI 5**  
**BB 2**  
**SO 6**  
**LOB 12**



**AB 32**  
**R 7**  
**H 10**  
**RBI 6**  
**BB 4**  
**SO 3**  
**LOB 13**

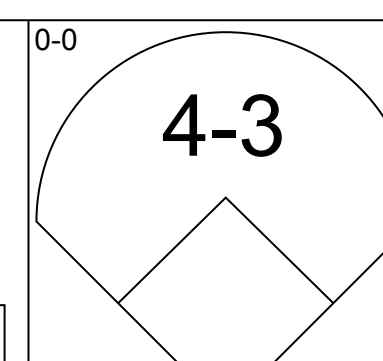
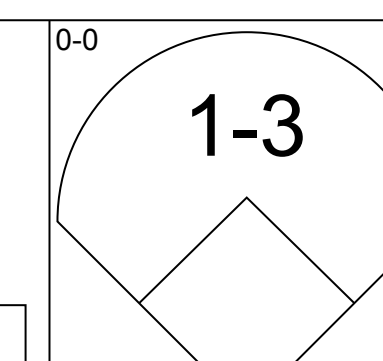
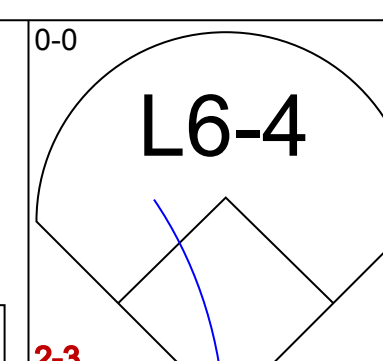
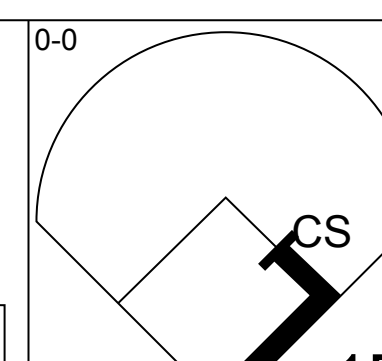

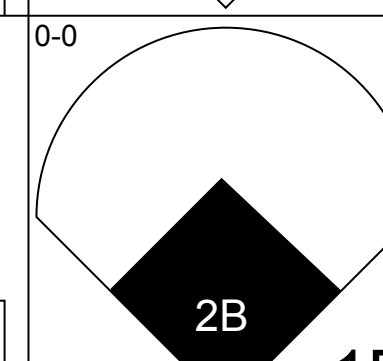

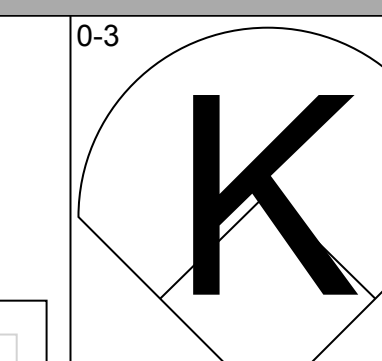
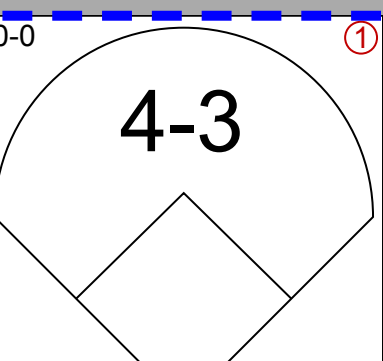
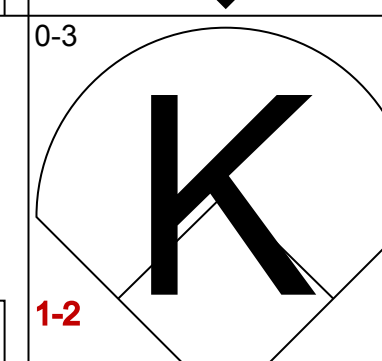
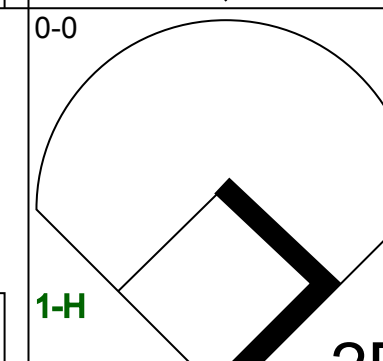

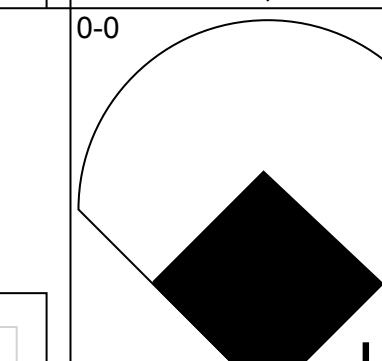
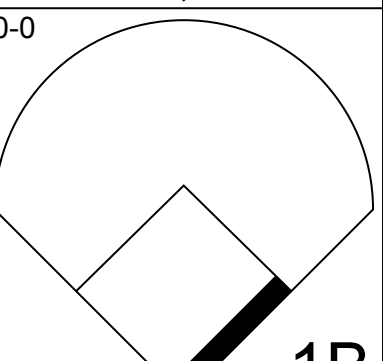
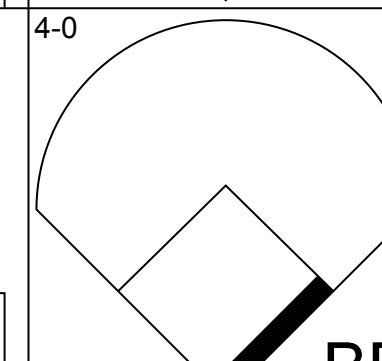
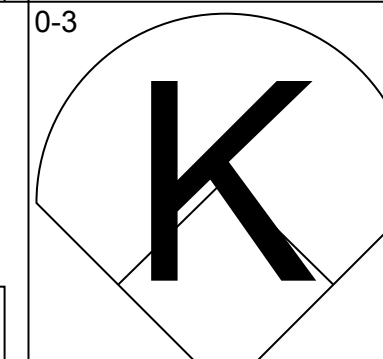
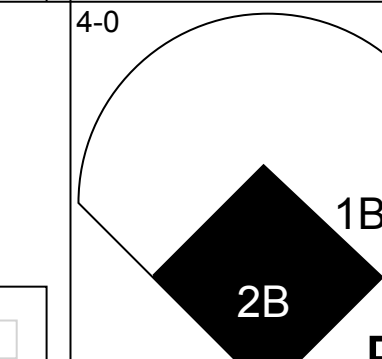

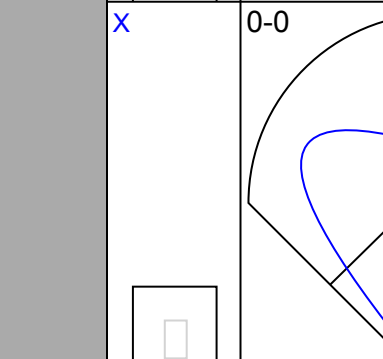
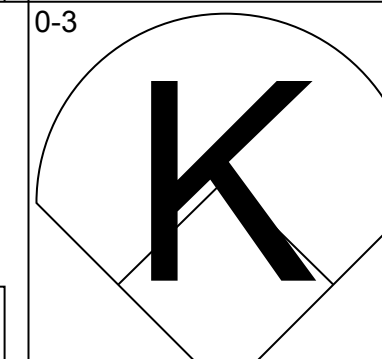
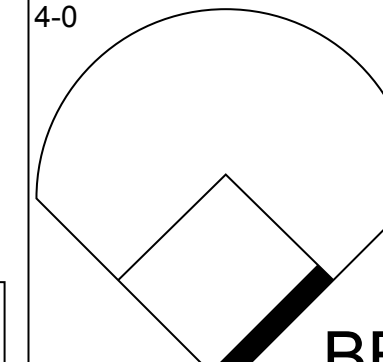
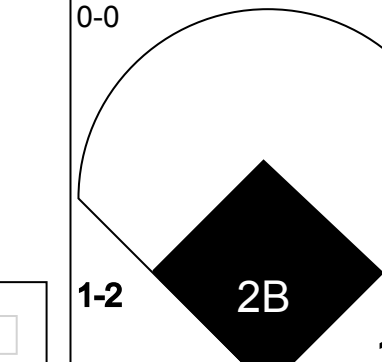

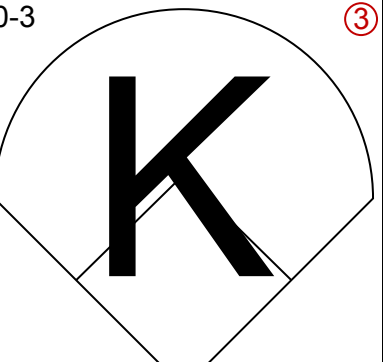
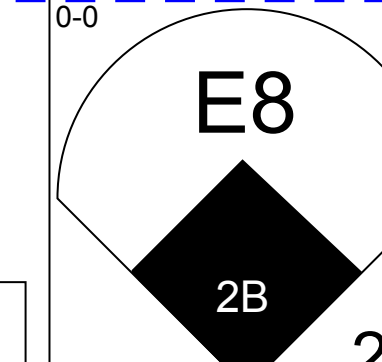
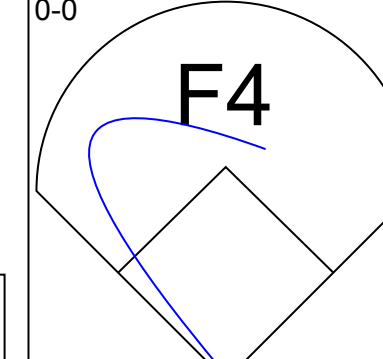
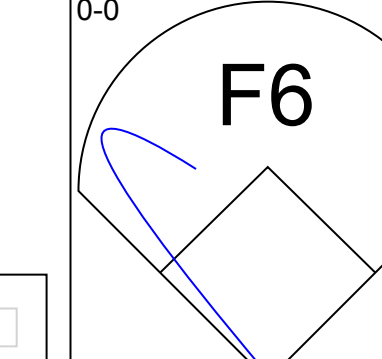
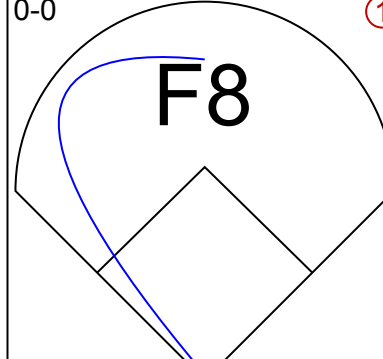
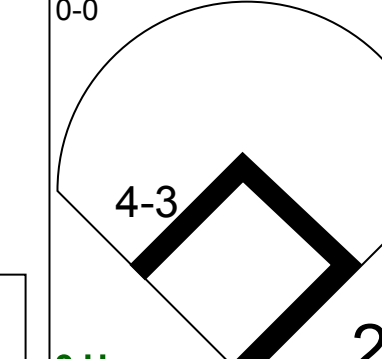

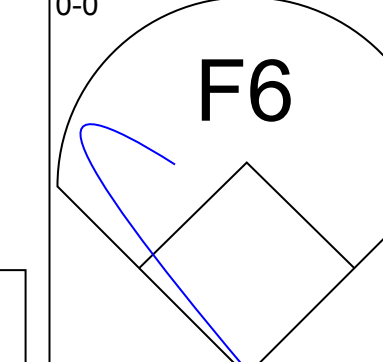
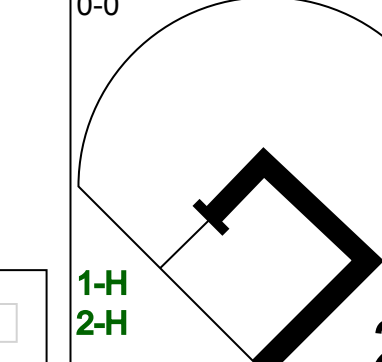

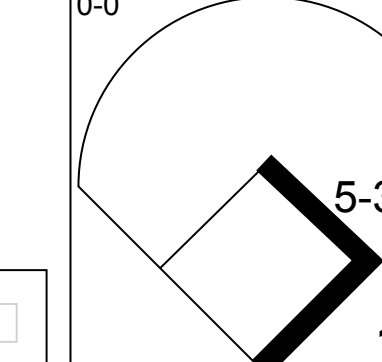
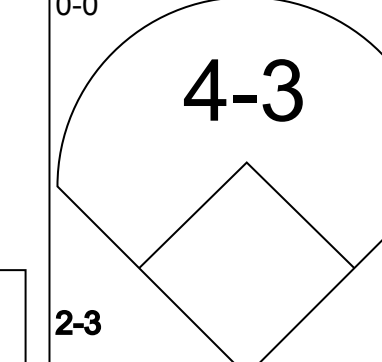
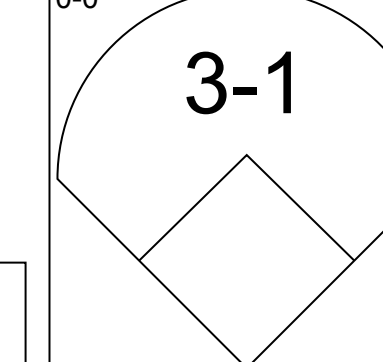
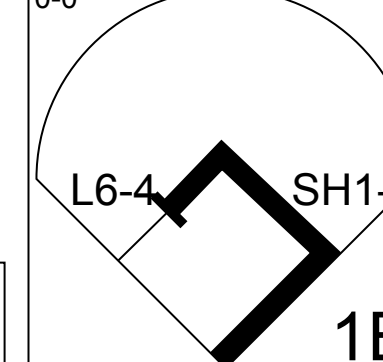

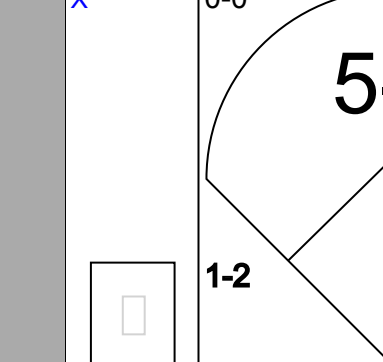
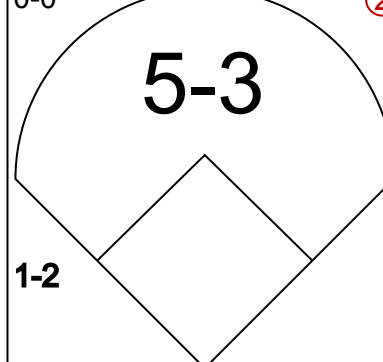
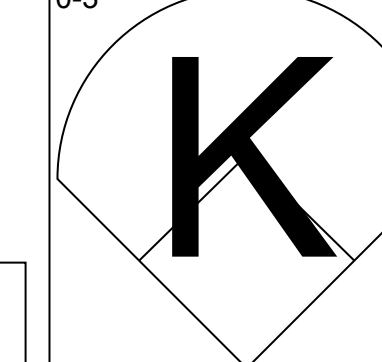

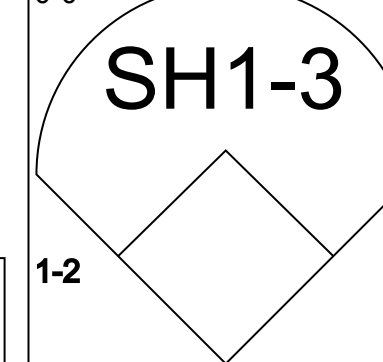

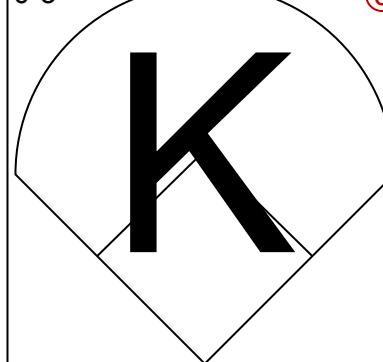
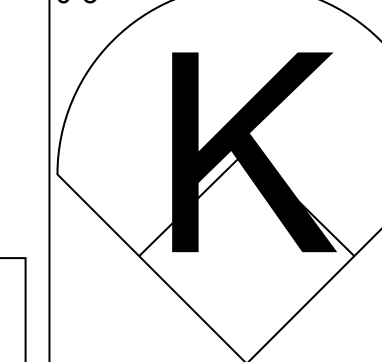




Batter	1	2	3	4	5	6	7	8	9	AB	R	H	RBI	BB	SO	LOB	TOP					
<b>Bump Wills, S</b> OBP: 0.352, SLG: 0.376 (1, 4)										4	0	0	0	0	1	2	<b>Chicago Cubs @ Philadelphia Phillies</b> Veterans Stadium, Philadelphia, PA Tue Jun 08 1982, 7:05 PM EDT Att: 30,289 - Unknown					
<b>23 Ryne Sandberg, R</b> OBP: 0.285, SLG: 0.291 <b>Bill Campbell, R</b> (8, 1)										4	1	1	0	0	0	1						
<b>Bill Buckner, L</b> OBP: 0.309, SLG: 0.351 (1, 3)										4	0	0	0	0	0	1						
<b>Keith Moreland, R</b> OBP: 0.349, SLG: 0.476 (1, 9)										4	0	1	0	0	0	1						
<b>Leon Durham, L</b> OBP: 0.349, SLG: 0.426 (1, 8)										3	0	0	0	1	1	1						
<b>Jay Johnstone, L</b> OBP: 0.343, SLG: 0.414 <b>Gary Woods, R</b> OBP: 0.325, SLG: 0.375 (9, PH)										3	0	1	1	0	0	0						
<b>Larry Bowa, S</b> OBP: 0.244, SLG: 0.251 (1, 6)										3	0	0	0	0	0	2						
<b>Jody Davis, R</b> OBP: 0.254, SLG: 0.330 (1, 2)										2	0	1	0	1	0	0						
<b>Tom Filer, R</b> (1, 1) <b>Mike Proly, R</b> (4, 1) <b>Dan Briggs, L</b> OBP: 0.312, SLG: 0.125 (5, PH) <b>Dick Tidrow, R</b> (5, 1) <b>Bob Molinaro, L</b> OBP: 0.305, SLG: 0.294 <b>Junior Kennedy, R</b> OBP: 0.201, SLG: 0.273 (8, 9)										1	0	0	0	0	1	1						
<b>Inning Stats</b>	R: 0 E: 0 K: 1 S: 5	H: 0 LOB: 0 BB: 0 P: 5	R: 0 E: 0 K: 0 S: 3	H: 1 LOB: 0 BB: 0 P: 3	R: 0 E: 0 K: 1 S: 5	H: 0 LOB: 1 BB: 1 P: 9	R: 1 E: 0 K: 0 S: 5	H: 2 LOB: 2 BB: 1 P: 9	R: 0 E: 0 K: 1 S: 6	H: 1 LOB: 1 BB: 0 P: 6	R: 0 E: 0 K: 0 S: 3	H: 0 LOB: 0 BB: 0 P: 3	R: 0 E: 0 K: 0 S: 3	H: 0 LOB: 0 BB: 0 P: 3	R: 1 E: 0 K: 0 S: 4	H: 1 LOB: 0 BB: 0 P: 4		R: 0 E: 0 K: 2 S: 7	H: 0 LOB: 0 BB: 0 P: 7	1B: 3 2B: 1 3B: 0 HR: 1	SF: 0 SAC: 0 DP: 1 HBP: 0	WP: 0 PB: 0 SB: 1 CS: 0
<b>PITCHER</b>	IP	WLS	BF	H	R	ER	SO	BB	IBB	HBP	BLK	WP	HR	S	P	ERA	WHIP					
<b>Marty Bystrom, R</b> ERA: 2.25 <b>Sparky Lyle, L</b> ERA: 2.99	(1, 1)	8.0	W	30	5	2	2	3	2	0	0	0	0	1	34	42	2.25	0.875				
<b>PITCHER</b>	IP	WLS	BF	H	R	ER	SO	BB	IBB	HBP	BLK	WP	HR	S	P	ERA	WHIP					

AB	31
R	2
H	5
RBI	2
BB	2
SO	5
LOB	10



Batter	1	2	3	4	5	6	7	8	9	AB	R	H	RBI	BB	SO	LOB	BOTTOM					
<b>Bob Dernier, R</b> OBP: 0.379, SLG: 0.377 (1, 9)										4	0	1	0	0	0	2	<b>Chicago Cubs @ Philadelphia Phillies</b> Veterans Stadium, Philadelphia, PA Tue Jun 08 1982, 7:05 PM EDT Att: 30,289 - Unknown					
<b>Pete Rose, S</b> OBP: 0.322, SLG: 0.336 (1, 3)										4	1	1	0	0	2	1						
<b>Gary Matthews, R</b> OBP: 0.329, SLG: 0.394 <b>Greg Gross, L</b> OBP: 0.395, SLG: 0.303 (8, 7)										3	1	3	2	1	0	0						
<b>Mike Schmidt, R</b> OBP: 0.451, SLG: 0.496 (1, 5)										3	1	0	0	1	2	3						
<b>Ozzie Virgil, R</b> OBP: 0.353, SLG: 0.438 (8, PR) <b>Luis Aguayo, R</b> OBP: 0.286, SLG: 0.421 <b>Sparky Lyle, L</b> OBP: 0.500, SLG: 0.500 (9, 1)										3	1	2	0	1	1	1						
<b>Gary Maddox, R</b> OBP: 0.312, SLG: 0.450 (1, 8)										4	0	1	1	0	0	4						
<b>Manny Trillo, R</b> OBP: 0.310, SLG: 0.313 (1, 4)										4	0	2	2	0	0	2						
<b>Ivan De Jesus, R</b> OBP: 0.282, SLG: 0.245 (1, 6)										4	0	1	0	0	1	2						
<b>Marty Bystrom, R</b> (1, 1) <b>Bo Diaz, R</b> OBP: 0.353, SLG: 0.514 (8, PH) (9, 2)										1	0	0	0	1	1	1						
<b>Inning Stats</b>	R: 1 E: 0 K: 1 S: 7	H: 2 LOB: 2 BB: 1 P: 11	R: 0 E: 0 K: 0 S: 3	H: 0 LOB: 1 BB: 1 P: 7	R: 3 E: 0 K: 1 S: 7	H: 3 LOB: 1 BB: 1 P: 11	R: 0 E: 0 K: 0 S: 3	H: 1 LOB: 0 BB: 0 P: 3	R: 0 E: 0 K: 1 S: 6	H: 1 LOB: 1 BB: 0 P: 6	R: 0 E: 0 K: 1 S: 6	H: 1 LOB: 1 BB: 0 P: 6	R: 0 E: 0 K: 2 S: 7	H: 1 LOB: 1 BB: 1 P: 11	R: 1 E: 1 K: 2 S: 9	H: 2 LOB: 1 BB: 0 P: 9		R: 1 E: 0 K: 2 S: 9	H: 2 LOB: 1 BB: 0 P: 9	1B: 6 2B: 5 3B: 0 HR: 1	SF: 0 SAC: 1 DP: 1 HBP: 0	WP: 0 PB: 0 SB: 0 CS: 1
<b>PITCHER</b>	IP	WLS	BF	H	R	ER	SO	BB	IBB	HBP	BLK	WP	HR	S	P	ERA	WHIP					
<b>Tom Filer, R</b> ERA: 12.0 <b>Mike Proly, R</b> ERA <b>Dick Tidrow, R</b> ERA: 4.22 <b>Bill Campbell, R</b> ERA: 3.06	(1, 1)	3.0	L	16	5	4	4	2	3	0	0	0	0	1	17	29	12.00	2.667				
<b>PITCHER</b>	IP	WLS	BF	H	R	ER	SO	BB	IBB	HBP	BLK	WP	HR	S	P	ERA	WHIP					





Batter	1	2	3	4	5	6	7	8	9	AB	R	H	RBI	BB	SO	LOB	TOP			
23 Ryne Sandberg, R (1,5) OBP: 0.248, SLG: 0.284	0-3 K ①		0-3 K ①		0-3 K ②		0-0 FC5-4 S ②		0-3 K ③	5	0	0	0	0	0	4	3			
Junior Kennedy, R (1,4) OBP: 0.244, SLG: 0.257	0-3 K ②		0-3 K ②		0-3 K ③		0-0 F8 ③			4	0	0	0	0	0	3	2			
Bill Buckner, L (1,3) OBP: 0.321, SLG: 0.364	0-0 1B S		0-0 1B FC5-4			0-0 1B SF9 2B ①		4-0 CS BB		3	1	3	0	1	0	0				
Keith Moreland, R (1,9) OBP: 0.343, SLG: 0.467	0-0 6-3 ③		0-0 FC5-4 ③			0-3 K ①		0-3 K ②		4	0	0	0	0	2	4				
Gary Woods, R (1,8) OBP: 0.347, SLG: 0.417		0-0 HR		4-0 CS BB		0-0 2-3 1B ②		0-0 1B ③		3	1	3	1	1	0	0				
Steve Henderson, R (1,7) OBP: 0.300, SLG: 0.293	0-3 K ①		0-3 K ②		0-3 K ③		0-0 SF9 ③		0-3 K ③	3	0	0	1	0	3	2				
Bill Campbell, R (8,1)				1-2		3-H 0-0 6-3 ③				0	0	0	0	0	0	0				
Larry Bowa, S (1,6) OBP: 0.244, SLG: 0.251		0-0 1B		0-0 F8 ③					0-3 K ①	4	0	1	0	0	1	1				
Jody Davis, R (1,2) OBP: 0.262, SLG: 0.336	0-3 K ②				0-0 FC3-6 1B ①		0-3 K ①		0-0 1B	4	0	2	0	0	2	1				
Bob Molinaro, L (9, PR) OBP: 0.325, SLG: 0.294									0-0 1B	0	0	0	0	0	0	0				
Fergie Jenkins, R (1,1) OBP: 0.050, SLG: 0.050	0-3 K ③				0-0 FC3-6 ①				0-0 F8 ②	2	0	0	0	0	1	2				
Hector Cruz, R (7, PH) OBP: 0.313, SLG: 0.286										1	0	1	0	0	0	0				
Lee Smith, R (7,1)										0	0	0	0	0	0	0				
Dan Briggs, L (8,7) OBP: 0.125, SLG: 0.125					1-2					0	0	0	0	0	0	0				
Bump Wills, S (9, PH) OBP: 0.351, SLG: 0.374										1	0	0	0	0	0	1				
<b>Inning Stats</b>	R: 0 E: 0 K: 2 S: 8	H: 1 LOB: 1 BB: 0 P: 8	R: 1 E: 0 K: 3 S: 11	H: 2 LOB: 1 BB: 0 P: 11	R: 0 E: 0 K: 2 S: 8	H: 1 LOB: 0 BB: 1 P: 8	R: 0 E: 0 K: 1 S: 4	H: 0 LOB: 0 BB: 1 P: 8	R: 0 E: 0 K: 2 S: 8	H: 1 LOB: 1 BB: 0 P: 7	R: 0 E: 0 K: 1 S: 6	H: 1 LOB: 1 BB: 0 P: 6	R: 0 E: 0 K: 2 S: 7	H: 1 LOB: 1 BB: 0 P: 11	R: 0 E: 0 K: 2 S: 8	H: 1 LOB: 1 BB: 0 P: 8	1B: 8 2B: 1 3B: 0 HR: 1	SF: 1 SAC: 0 DP: 0 HBP: 0	WP: 0 PB: 0 SB: 2 CS: 2	PA: 37
<b>PITCHER</b> Steve Carlton, L (1,1) ERA: 3.67	IP: 9.0 WLS: W BF: 37 H: 10 R: 2 ER: 2 SO: 16 BB: 2 IBB: 0 HBP: 0 BLK: 0 WP: 0 HR: 1 S: 67 P: 75 ERA: 2.00 WHIP: 1.333															<b>PITCHER</b>				

Chicago Cubs @ Philadelphia Phillies  
Veterans Stadium, Philadelphia, PA  
Wed Jun 09 1982, 7:05 PM EDT  
Att: 31,099 - Unknown

AB	34
R	2
H	10
RBI	2
BB	2
SO	16
LOB	16



Batter	1	2	3	4	5	6	7	8	9	AB	R	H	RBI	BB	SO	LOB	BOTTOM			
Greg Gross, L (1,9) OBP: 0.381, SLG: 0.297	0-0 1B SF9 1B		0-0 6-3 ②		0-0 4-3 ②		0-0 4-3 ③			4	1	1	0	0	0	1				
Pete Rose, S (1,3) OBP: 0.325, SLG: 0.340	0-0 CS 1B				0-0 4-3 ③			0-0 F8 ①		4	0	2	0	0	0	0				
Gary Matthews, R (1,7) OBP: 0.327, SLG: 0.390	0-0 SF9 ②		0-0 F9 ③			0-0 6-3 ①		4-0 2-3 1B BB		2	1	0	1	1	0	1				
Bob Demier, R (9,9) OBP: 0.379, SLG: 0.377	1-2 3-H									0	0	0	0	0	0	0				
Mike Schmidt, R (1,5) OBP: 0.452, SLG: 0.515	0-3 K ③			0-0 HR		4-0 6-3 BB		0-0 2-3 ②		3	1	1	1	1	1	1				
Bo Diaz, R (1,2) OBP: 0.361, SLG: 0.538		0-0 HR		0-0 F9 2B		0-0 6-3 ②		4-0 1B IBB		3	1	2	1	1	0	1				
Garry Maddox, R (1,8) OBP: 0.310, SLG: 0.444		0-0 F3 ①		0-0 F4 ①		0-0 1-3 ③		0-0 1B IBB		4	0	1	1	0	0	2				
Manny Trillo, R (1,4) OBP: 0.309, SLG: 0.307		0-0 6-3 ②		0-0 F9 ②			0-0 1-3 ①	4-0 1B IBB		3	0	0	0	1	0	1				
Ivan De Jesus, R (1,6) OBP: 0.276, SLG: 0.240		0-0 5-3 ③		0-0 F8 ③			0-0 6-3 ②	4-0 1-3 ③		4	0	0	0	0	0	4				
Steve Carlton, L (1,1) OBP: 0.257, SLG: 0.371			0-0 5-3 ①		0-0 F6 ①					3	0	1	0	0	0	0				
<b>Inning Stats</b>	R: 1 E: 0 K: 1 S: 6	H: 2 LOB: 0 BB: 0 P: 6	R: 1 E: 0 K: 0 S: 4	H: 1 LOB: 0 BB: 0 P: 4	R: 0 E: 0 K: 0 S: 4	H: 1 LOB: 1 BB: 0 P: 4	R: 1 E: 0 K: 0 S: 5	H: 2 LOB: 1 BB: 0 P: 5	R: 0 E: 0 K: 0 S: 3	H: 0 LOB: 0 BB: 0 P: 3	R: 0 E: 0 K: 0 S: 3	H: 0 LOB: 1 BB: 1 P: 7	R: 0 E: 0 K: 0 S: 4	H: 1 LOB: 1 BB: 0 P: 4	R: 0 E: 0 K: 0 S: 4	H: 1 LOB: 3 BB: 3 P: 16	1B: 5 2B: 1 3B: 0 HR: 2	SF: 1 SAC: 0 DP: 0 HBP: 0	WP: 0 PB: 0 SB: 0 CS: 1	PA: 35
<b>PITCHER</b> Fergie Jenkins, R (1,1) ERA: 3.32	IP: 6.0 WLS: L BF: 24 H: 6 R: 3 ER: 3 SO: 3 BB: 1 IBB: 0 HBP: 0 BLK: 0 WP: 0 HR: 2 S: 25 P: 29 ERA: 4.50 WHIP: 1.167															<b>PITCHER</b>				
Lee Smith, R (7,1) ERA: 2.53	1.2 WLS: 1 BF: 10 H: 2 R: 1 ER: 1 SO: 0 BB: 1 IBB: 2 HBP: 0 BLK: 0 WP: 0 HR: 0 S: 7 P: 19 ERA: 5.40 WHIP: 1.800															<b>PITCHER</b>				
Bill Campbell, R (8,1) ERA: 3.03	0.1 WLS: 1 BF: 0 H: 0 R: 0 ER: 0 SO: 0 BB: 0 IBB: 0 HBP: 0 BLK: 0 WP: 0 HR: 0 S: 1 P: 1 ERA: 0.00 WHIP: 0.000															<b>PITCHER</b>				

Chicago Cubs @ Philadelphia Phillies  
Veterans Stadium, Philadelphia, PA  
Wed Jun 09 1982, 7:05 PM EDT  
Att: 31,099 - Unknown

AB	30
R	4
H	8
RBI	4
BB	4
SO	1
LOB	11







Batter	1	2	3	4	5	6	7	8	9	AB	R	H	RBI	BB	SO	LOB	TOP					
Omar Moreno, L (1, 8) OBP: 0.296, SLG: 0.317			4-3			K		K		4	0	1	0	0	2	0	Pittsburgh Pirates @ Philadelphia Phillies Veterans Stadium, Philadelphia, PA Fri Jun 11 1982, 7:05 PM EDT Att: 30,870 - Unknown					
Johnny Ray, S (1, 4) OBP: 0.355, SLG: 0.426	5-3			1B		G3		1B		4	0	2	0	0	0	1						
Bill Madlock, R (1, 5) OBP: 0.350, SLG: 0.426	G3			1B				K		4	0	2	0	0	1	2						
Jason Thompson, L (1, 3) OBP: 0.442, SLG: 0.595	K			K						3	0	1	0	1	2	3						
Mike Easter, L (1, 7) OBP: 0.370, SLG: 0.389		G4-3		K						3	0	0	0	1	1	6						
Tony Peña, R (1, 2) OBP: 0.322, SLG: 0.426		G4-3		1-3						4	0	1	0	0	0	3						
Lee Lacy, R (1, 9) OBP: 0.382, SLG: 0.421		K				SH1-4				3	1	2	1	0	1	0						
Dale Berra, R (1, 6) OBP: 0.256, SLG: 0.291			F8							2	0	0	0	0	1	1						
Willie Stargell, L (7, PH) OBP: 0.291, SLG: 0.185						K		F4		1	0	0	0	0	0	1						
Jim Smith, R (7, 6) OBP: 0.333, SLG: 0.346										1	0	0	0	0	0	0						
John Candelaria, L (1, 1) OBP: 0.263, SLG: 0.316										2	0	0	0	0	2	0						
Willie Montanez, L (7, PH) OBP: 0.333, SLG: 0.345										1	0	0	0	0	1	1						
Kent Tekulve, R (7, 1)										1	0	0	0	0	0	0						
<b>Inning Stats</b>	R: 0 E: 0 K: 1 S: 6	H: 1 LOB: 1 BB: 0 P: 6	R: 0 E: 0 K: 1 S: 4	H: 0 LOB: 0 BB: 1 P: 8	R: 0 E: 0 K: 1 S: 5	H: 0 LOB: 0 BB: 0 P: 5	R: 0 E: 0 K: 2 S: 9	H: 2 LOB: 2 BB: 0 P: 9	R: 0 E: 0 K: 1 S: 7	H: 1 LOB: 0 BB: 0 P: 7	R: 0 E: 0 K: 1 S: 6	H: 1 LOB: 1 BB: 0 P: 10	R: 0 E: 0 K: 1 S: 6	H: 1 LOB: 2 BB: 0 P: 6	R: 0 E: 0 K: 2 S: 9	H: 2 LOB: 2 BB: 0 P: 9	R: 1 E: 0 K: 0 S: 4	H: 1 LOB: 0 BB: 0 P: 4	1B: 6 2B: 1 3B: 1 HR: 1	SF: 0 SAC: 1 DP: 1 HBP: 0	WP: 0 PB: 0 SB: 0 CS: 1	PA: 36
<b>PITCHER</b> Larry Christenson, R (1, 1) ERA: 3.5	IP: 9.0 WLS: L BF: 36	H: 9 R: 1 ER: 1 SO: 11	BB: 2 IBB: 0 HBP: 0 BLK: 0	WP: 0 HR: 1 S: 56 P: 64	ERA: 1.00 WHIP: 1.222																	

Batter	1	2	3	4	5	6	7	8	9	AB	R	H	RBI	BB	SO	LOB	BOTTOM			
Bob Dernier, R (1, 9) OBP: 0.371, SLG: 0.368	1-3		L6			K		4-3		4	0	0	0	0	1	0	Pittsburgh Pirates @ Philadelphia Phillies Veterans Stadium, Philadelphia, PA Fri Jun 11 1982, 7:05 PM EDT Att: 30,870 - Unknown			
Pete Rose, S (1, 3) OBP: 0.328, SLG: 0.347	1-5-3					BB		6-3		4	0	2	0	0	0	0				
Gary Matthews, R (1, 7) OBP: 0.326, SLG: 0.384		4-0		1B				5-3		3	0	0	0	1	0	2				
Mike Schmidt, R (1, 5) OBP: 0.453, SLG: 0.511		0-0				K				3	0	1	0	1	1	1				
Bo Diaz, R (1, 2) OBP: 0.358, SLG: 0.530			F9			L6				3	0	0	0	1	0	1				
Garry Maddox, R (1, 8) OBP: 0.301, SLG: 0.430								FC4-6		4	0	0	0	0	0	3				
Manny Trillo, R (1, 4) OBP: 0.309, SLG: 0.307										3	0	1	0	0	0	0				
Ivan De Jesus, R (1, 6) OBP: 0.272, SLG: 0.236										3	0	0	0	0	0	1				
Larry Christenson, R (1, 1) OBP: 0.071, SLG: 0.107										3	0	0	0	0	2	0				
<b>Inning Stats</b>	R: 0 E: 0 K: 0 S: 3	H: 0 LOB: 1 BB: 1 P: 7	R: 0 E: 0 K: 0 S: 4	H: 1 LOB: 1 BB: 0 P: 4	R: 0 E: 0 K: 1 S: 6	H: 1 LOB: 1 BB: 0 P: 6	R: 0 E: 0 K: 1 S: 5	H: 0 LOB: 0 BB: 0 P: 5	R: 0 E: 0 K: 1 S: 6	H: 1 LOB: 3 BB: 2 P: 14	R: 0 E: 0 K: 0 S: 3	H: 0 LOB: 0 BB: 0 P: 3	R: 0 E: 0 K: 0 S: 3	H: 0 LOB: 0 BB: 0 P: 3	R: 0 E: 0 K: 0 S: 3	H: 1 LOB: 0 BB: 0 P: 3		1B: 3 2B: 1 3B: 0 HR: 0	SF: 0 SAC: 0 DP: 0 HBP: 0	WP: 0 PB: 0 SB: 0 CS: 1
<b>PITCHER</b> John Candelaria, L (1, 1) ERA: 2.82	IP: 6.0 WLS: W BF: 24	H: 3 R: 0 ER: 0 SO: 4	BB: 2 IBB: 0 HBP: 0 BLK: 0	WP: 0 HR: 0 S: 29 P: 41	ERA: 0.00 WHIP: 0.833															
Kent Tekulve, R (7, 1) ERA: 1.25	IP: 3.0 WLS: W BF: 9	H: 1 R: 0 ER: 0 SO: 0	BB: 0 IBB: 0 HBP: 0 BLK: 0	WP: 0 HR: 0 S: 9 P: 9	ERA: 0.00 WHIP: 0.333															





Batter	1	2	3	4	5	6	7	8	9	AB	R	H	RBI	BB	SO	LOB	TOP											
Omar Moreno, L OBP: 0.293, SLG: 0.312	6-3	F7		K		FC1-6		S	SF8	4	0	0	1	1	1	5	Pittsburgh Pirates @ Philadelphia Phillies Veterans Stadium, Philadelphia, PA Sat Jun 12 1982, 7:05 PM EDT Att: 28,665 - Unknown											
Johnny Ray, S OBP: 0.350, SLG: 0.421	4-3 BB	SF7		F7		K		K	6-3	5	0	1	1	0	2	4												
Bill Madlock, R OBP: 0.360, SLG: 0.429	4-3 BB									3	1	2	1	2	0	1												
Jason Thompson, L OBP: 0.436, SLG: 0.590	4-3	G3								5	1	1	1	0	0	6												
Mike Easter, L OBP: 0.365, SLG: 0.383	F8									5	0	1	0	0	2	3												
Tony Peña, R OBP: 0.330, SLG: 0.431										5	2	3	0	0	0	1												
Lee Lacy, R OBP: 0.376, SLG: 0.408										4	2	0	1	1	0	3												
Dale Berra, R OBP: 0.271, SLG: 0.327										4	3	3	2	1	0	1												
Manny Sarmiento, R OBP: 0.467, SLG: 0.385										3	0	2	2	1	1	0												
<b>Inning Stats</b>	R: 0 E: 0 K: 0 S: 4	H: 1 LOB: 2 BB: 1 P: 8	R: 3 E: 1 K: 0 S: 7	H: 3 LOB: 2 BB: 1 P: 11	R: 0 E: 0 K: 0 S: 3	H: 0 LOB: 0 BB: 0 P: 3	R: 0 E: 0 K: 1 S: 6	H: 1 LOB: 1 BB: 0 P: 6	R: 2 E: 0 K: 1 S: 8	H: 3 LOB: 1 BB: 0 P: 8	R: 0 E: 0 K: 1 S: 5	H: 0 LOB: 1 BB: 1 P: 9	R: 0 E: 0 K: 0 S: 4	H: 1 LOB: 1 BB: 0 P: 4	R: 1 E: 0 K: 2 S: 8	H: 1 LOB: 2 BB: 2 P: 16		R: 3 E: 0 K: 1 S: 8	H: 3 LOB: 1 BB: 1 P: 12	1B: 10 2B: 2 3B: 0 HR: 1	SF: 2 SAC: 1 DP: 0 HBP: 0	WP: 1 PB: 0 CS: 4	PA: 47					
<b>PITCHER</b>	IP	WLS	BF	H	R	ER	SO	BB	IBB	HBP	BLK	WP	HR	S	P	ERA	WHIP											
Mike Krukow, R ERA: 2.91	(1, 1)	4.1	L	24	8	5	2	2	2	0	0	0	1	0	26	34	4.15	2.308										
Porfi Altamirano, R ERA: 2.61	(5, 1)	0.2		2	0	0	0	0	0	0	0	0	0	0	2	2	0.00	0.000										
Sid Monge, L ERA: 3.65	(6, 1)	3.0		14	2	1	1	3	2	1	0	0	0	1	17	29	3.00	1.333										
Ed Farmer, R ERA: 6.84	(9, 1)	1.0		7	3	3	3	1	1	0	0	0	0	0	8	12	27.00	4.000										

Batter	1	2	3	4	5	6	7	8	9	AB	R	H	RBI	BB	SO	LOB	BOTTOM										
Bob Dernier, R OBP: 0.364, SLG: 0.360	K		K							4	0	0	0	0	2	1	Pittsburgh Pirates @ Philadelphia Phillies Veterans Stadium, Philadelphia, PA Sat Jun 12 1982, 7:05 PM EDT Att: 28,665 - Unknown										
Pete Rose, S OBP: 0.327, SLG: 0.345	F8									4	0	1	0	0	0	0											
Gary Matthews, R OBP: 0.325, SLG: 0.379										3	0	0	0	1	0	1											
Mike Schmidt, R OBP: 0.449, SLG: 0.511	F7									4	1	1	0	0	0	1											
Bo Diaz, R OBP: 0.361, SLG: 0.545										4	1	2	1	0	0	1											
Gary Maddox, R OBP: 0.294, SLG: 0.423										2	0	0	1	0	0	1											
Manny Trillo, R OBP: 0.304, SLG: 0.302										3	0	0	0	0	0	1											
Ivan De Jesus, R OBP: 0.273, SLG: 0.237										3	0	1	0	0	0	1											
Mike Krukow, R OBP: 0.180, SLG: 0.160	(1, 1)	0.3								1	0	0	0	0	1	1											
Porfi Altamirano, R OBP: 0.330, SLG: 0.330	(5, 1)	0.2								0	0	0	0	0	0	0											
George Mauer, R OBP: 0.290, SLG: 0.320	(5, PH)	0.2								1	0	0	0	0	1	0											
Sid Monge, L OBP: 0.320, SLG: 0.320	(6, 1)	0.2								0	0	0	0	0	0	0											
Greg Gross, L OBP: 0.390, SLG: 0.390	(8, PH)	0.2								1	0	1	0	0	0	0											
Ed Farmer, R ERA: 6.84	(9, 1)	0.2								0	0	0	0	0	0	0											
<b>Inning Stats</b>	R: 0 E: 0 K: 1 S: 5	H: 0 LOB: 1 BB: 1 P: 9	R: 1 E: 0 K: 1 S: 7	H: 2 LOB: 1 BB: 0 P: 7	R: 0 E: 0 K: 1 S: 5	H: 1 LOB: 0 BB: 0 P: 5	R: 1 E: 0 K: 0 S: 4	H: 1 LOB: 0 BB: 0 P: 4	R: 0 E: 0 K: 1 S: 5	H: 0 LOB: 0 BB: 0 P: 5	R: 0 E: 0 K: 0 S: 3	H: 0 LOB: 0 BB: 0 P: 3	R: 0 E: 1 K: 0 S: 4	H: 1 LOB: 1 BB: 0 P: 4	R: 0 E: 0 K: 0 S: 3	H: 1 LOB: 0 BB: 0 P: 3	R: 0 E: 0 K: 0 S: 3	H: 0 LOB: 0 BB: 0 P: 3	1B: 4 2B: 1 3B: 0 HR: 1	SF: 1 SAC: 0 DP: 2 HBP: 0	WP: 0 PB: 0 CS: 0	PA: 32					
<b>PITCHER</b>	IP	WLS	BF	H	R	ER	SO	BB	IBB	HBP	BLK	WP	HR	S	P	ERA	WHIP										
Manny Sarmiento, R ERA: 1.72	(1, 1)	9.0	W	32	6	2	2	4	1	0	0	0	1	39	43	2.00	0.778										





Batter	1	2	3	4	5	6	7	8	9	AB	R	H	RBI	BB	SO	LOB	TOP								
<b>Bob Dernier, R</b> OBP: 0.365, SLG: 0.361 (1, 9)	4-3			5-3	K		E5 E 1B		1B HR	5	2	2	0	0	1	1	<b>Philadelphia Phillies @ Chicago Cubs</b> Wrigley Field, Chicago, IL Mon Jun 14 1982, 3:33 AM CDT Att: 10,797 - Sunny - 84 F								
<b>Pete Rose, S</b> OBP: 0.332, SLG: 0.361 (1, 3)	F8			CS HBP			F7		1B HR	4	2	2	1	0	0	1									
<b>Gary Matthews, R</b> OBP: 0.326, SLG: 0.390 (1, 7)	K			K		5-3		FC5-4 BB	4	1	1	3	1	2	1										
<b>Mike Schmidt, R</b> OBP: 0.448, SLG: 0.528 (1, 5)		6-3			E6 E 2B		FC5-4 1-2 2-H		1B 6-3 WP	5	3	2	1	0	0	1									
<b>Bo Diaz, R</b> OBP: 0.353, SLG: 0.531 (1, 2)		K			E5 2B SF9		1-3		1B 6-3	5	1	0	0	0	2	3									
<b>Gary Maddox, R</b> OBP: 0.298, SLG: 0.430 (1, 8)		K			SF9 1-3 2-H		1B		1B 6-3	5	2	2	2	0	1	0									
<b>Manny Trillo, R</b> OBP: 0.307, SLG: 0.305 (1, 4)				L7	FC5 SF9		1B		1B 4-3	5	0	2	0	0	0	2									
<b>Ivan De Jesus, R</b> OBP: 0.271, SLG: 0.236 (6, PH)				K	SF9		1B		1B FC6-4	1	0	0	1	0	1	0									
<b>Greg Gross, L</b> OBP: 0.409, SLG: 0.333 (6, PH)				K	SF9 1-2 2-3 3-H		1B		1B FC6-4	1	0	1	1	0	0	0									
<b>Luis Aquayo, R</b> OBP: 0.261, SLG: 0.381 (6, PH)				L4	SF9 1-2 2-3 3-H		K		1B F8	2	0	0	0	0	0	1									
<b>Steve Carlton, L</b> OBP: 0.286, SLG: 0.361 (4, 1)										1	0	0	0	0	0	0	<b>Phillies</b> 1 0 0 0 0 0 0 0 0 0 0 0 0 0 0 0 0 0 0 0 1 0 0 0 0 0 0 0 0 0 0 0 1 0 0 0 0 0 0 0 0 0 0 0 0 0 0 0 1 0 0 0 0 0 0 0 0 0 0 0 0 0 0 0 1 0 0 0 0 0 0 0								
<b>Porfi Altamirano, R</b> OBP: 0.330, SLG: 0.330 (5, PH)										0	0	0	0	0	0	0									
<b>George Lukovich, L</b> OBP: 0.287, SLG: 0.321 (5, 1)										0	0	0	0	0	0	0									
<b>Sid Monge, L</b> OBP: 0.300, SLG: 0.448 (6, PH)										0	0	0	0	0	0	0									
<b>Dick Davis, R</b> OBP: 0.300, SLG: 0.448 (6, 1)										0	0	0	0	0	0	0									
<b>Warren Brusstar, R</b> OBP: 0.300, SLG: 0.448 (6, 1)										0	0	0	0	0	0	0									
<b>Ozzie Virgil, R</b> OBP: 0.300, SLG: 0.448 (6, PH)										0	0	0	0	0	0	0									
<b>Sparky Lyle, L</b> OBP: 0.300, SLG: 0.500 (8, 1)										0	0	0	0	0	0	0									
<b>Inning Stats</b>	R: 0 E: 0 K: 1 S: 5	H: 0 LOB: 0 BB: 0 P: 5	R: 0 E: 0 K: 2 S: 7	H: 0 LOB: 0 BB: 0 P: 7	R: 0 E: 0 K: 1 S: 5	H: 0 LOB: 0 BB: 0 P: 5	R: 0 E: 0 K: 1 S: 4	H: 0 LOB: 1 BB: 0 P: 5	R: 3 E: 3 K: 1 S: 9	H: 1 LOB: 1 BB: 0 P: 9	R: 3 E: 0 K: 1 S: 10	H: 5 LOB: 2 BB: 0 P: 10	R: 1 E: 2 K: 1 S: 6	H: 1 LOB: 1 BB: 1 P: 10	R: 0 E: 1 K: 0 S: 4	H: 0 LOB: 1 BB: 0 P: 4		R: 4 E: 0 K: 0 S: 8	H: 5 LOB: 1 BB: 0 P: 8	1B: 8 2B: 2 3B: 0 HR: 3	SF: 2 SAC: 0 DP: 1 HBP: 1	WP: 1 PB: 0 SB: 0 CS: 1	PA: 44		
<b>PITCHER</b>	IP	WLS	BF	H	R	ER	SO	BB	IBB	HBP	BLK	WP	HR	S	P	ERA		WHIP							
<b>Fergie Jenkins, R</b> ERA: 3.41 (1, 1)	5.2	W	25	5	6	3	6	0	0	1	0	0	2	36	37	4.76	0.882								
<b>Dick Tidrow, R</b> ERA: 4.54 (6, 1)	2.1		13	4	3	2	2	1	0	0	0	0	0	16	20	7.71	2.143								
<b>Bill Campbell, R</b> ERA: 3.68 (9, 1)	1.0		6	3	2	2	0	0	0	0	0	1	1	6	6	18.00	3.000								

Batter	1	2	3	4	5	6	7	8	9	AB	R	H	RBI	BB	SO	LOB	BOTTOM								
<b>Bump Willis, S</b> OBP: 0.351, SLG: 0.391 (1, 4)	K									5	2	4	4	0	1	0	<b>Philadelphia Phillies @ Chicago Cubs</b> Wrigley Field, Chicago, IL Mon Jun 14 1982, 3:33 AM CDT Att: 10,797 - Sunny - 84 F								
<b>Junior Kennedy, R</b> OBP: 0.241, SLG: 0.254 (8, 4)		1B 1B 2-3 3-H			CS 1B		HR		CS 1B	0	0	0	0	0	0	0									
<b>Gary Woods, R</b> OBP: 0.343, SLG: 0.409 (1, 8)	6-3				1B BLK E BB		2B		5-3	4	2	2	1	1	0	1									
<b>Bill Buckner, L</b> OBP: 0.329, SLG: 0.367 (1, 3)		E8 1B			E1 1B		L9		HR 1B	5	2	3	2	0	0	1									
<b>Keith Moreland, R</b> OBP: 0.348, SLG: 0.471 (1, 7)					P6				F9	3	0	2	0	1	0	1									
<b>Scott Thompson, L</b> OBP: 0.335, SLG: 0.250 (7, 7)		1B			P6				G4-6-3 1B	1	0	0	0	0	0	1									
<b>Leon Durham, L</b> OBP: 0.352, SLG: 0.447 (1, 9)	K				P6				G4-6-3 1B	5	1	2	4	0	1	4									
<b>Jody Davis, R</b> OBP: 0.267, SLG: 0.368 (1, 2)									HR 1B	5	2	2	1	0	0	2									
<b>Larry Bowa, S</b> OBP: 0.257, SLG: 0.261 (1, 6)									HR 2B	5	2	3	0	0	1	0									
<b>23 Ryne Sandberg, R</b> OBP: 0.248, SLG: 0.290 (1, 5)		23 2B 1B			K				HR 2B 1B	4	1	1	0	0	2	3									
<b>Fergie Jenkins, R</b> OBP: 0.043, SLG: 0.043 (1, 1)									HR 2B	3	0	0	0	0	3	4									
<b>Dick Tidrow, R</b> (6, 1)										1	0	0	0	0	1	0									
<b>Bill Campbell, R</b> (9, 1)										0	0	0	0	0	0	0									
<b>Inning Stats</b>	R: 0 E: 1 K: 2 S: 9	H: 1 LOB: 2 BB: 0 P: 9	R: 5 E: 0 K: 1 S: 11	H: 6 LOB: 1 BB: 1 P: 15	R: 0 E: 0 K: 3 S: 9	H: 0 LOB: 0 BB: 0 P: 9	R: 1 E: 1 K: 0 S: 4	H: 2 LOB: 1 BB: 1 P: 8	R: 3 E: 0 K: 1 S: 9	H: 4 LOB: 1 BB: 0 P: 9	R: 1 E: 0 K: 1 S: 7	H: 3 LOB: 1 BB: 0 P: 7	R: 0 E: 0 K: 1 S: 5	H: 1 LOB: 0 BB: 0 P: 5	R: 2 E: 0 K: 0 S: 5	H: 2 LOB: 0 BB: 0 P: 5	1B: 13 2B: 3 3B: 0 HR: 3	SF: 0 SAC: 0 DP: 1 HBP: 0	WP: 1 PB: 0 SB: 0 CS: 2	PA: 43					
<b>PITCHER</b>	IP	WLS	BF	H	R	ER	SO	BB	IBB	HBP	BLK	WP	HR	S	P	ERA	WHIP								
<b>Steve Carlton, L</b> ERA: 4.08 (1, 1)	3.1	L	21	9	6	6	6	1	1	0	0	0	0	31	39	16.20	3.000								
<b>Porfi Altamirano, R</b> ERA: 2.45 (4, 1)	0.2		2	0	0	0	0	0	0	0	0	0	0	2	2	0.00	0.000								
<b>Sid Monge, L</b> ERA: 4.56 (5, 1)	1.0		7	4	3	3	1	0	0	0	0	0	1	9	9	27.00	4.000								
<b>Warren Brusstar, R</b> ERA: 4.22 (6, 1)	2.0		8	4	1	1	2	0	0	0	0	1	1	12	12	4.50	2.000								
<b>Sparky Lyle, L</b> ERA: 3.2 (8, 1)	1.0		5	2	2	2	0	0	0	0	0	0	1	5	5	18.00	2.000								





Batter	1	2	3	4	5	6	7	8	9	AB	R	H	RBI	BB	SO	LOB	TOP										
<b>Bob Dernier, R</b> OBP: 0.365, SLG: 0.362 (1, 9)	L8			1B FC5-2		F7			K	5	0	2	1	0	1	0	<b>Philadelphia Phillies @ Chicago Cubs</b> Wrigley Field, Chicago, IL Tue Jun 15 1982, 3:33 AM CDT Att: 8,639 - Unknown										
<b>Pete Rose, S</b> OBP: 0.333, SLG: 0.362 (1, 3)	F8			BB FC5-2 FC6-4		2B 1B	L8		L7	5	2	2	0	0	0	2											
<b>Gary Matthews, R</b> OBP: 0.320, SLG: 0.381 (1, 7)	F9			FC5-2 FC6-4 BB		F9	F9		4-3	5	0	0	0	0	0	5											
<b>Mike Schmidt, R</b> OBP: 0.454, SLG: 0.535 (1, 5)		5-3		FC6-4 BB		1B		4-0		2	1	1	0	2	0	0											
<b>Bo Diaz, R</b> OBP: 0.351, SLG: 0.525 (1, 2)	K			FC6-4		1B			F3	4	0	1	3	0	1	3											
<b>Gary Maddox, R</b> OBP: 0.303, SLG: 0.428 (1, 8)	6-3			F7						3	1	1	0	1	0	2											
<b>Manny Trillo, R</b> OBP: 0.311, SLG: 0.309 (1, 4)			F9		F8					4	1	2	0	0	0	0											
<b>Ivan De Jesus, R</b> OBP: 0.275, SLG: 0.241 (1, 6)				CS 1B	L8				L9	4	0	2	1	0	0	3											
<b>Dick Ruthven, R</b> OBP: 0.074, SLG: 0.077 (5, 1) <b>Porfi Altamirano, R</b> OBP: 0.333, SLG: 0.333 (7, PH) <b>Greg Gross,</b> OBP: 0.249, SLG: 0.333 (7, PH) <b>Dick Evans, R</b> OBP: 0.375, SLG: 0.441 (7, 1) <b>Ed Farmer, R</b> OBP: 0.296, SLG: 0.376 (8, PH) <b>George Vukovich, L</b> OBP: 0.296, SLG: 0.376 (8, 1) <b>Warren Brusstar, R</b> (8, 1)			4-3		5-3				L8	2	0	0	0	0	0	1											
<b>Inning Stats</b>	R: 0 E: 0 K: 0 S: 3	H: 0 LOB: 0 BB: 0 P: 3	R: 0 E: 0 K: 1 S: 5	H: 0 LOB: 0 BB: 0 P: 5	R: 0 E: 0 K: 0 S: 3	H: 1 LOB: 0 BB: 0 P: 3	R: 1 E: 0 K: 0 S: 5	H: 2 LOB: 2 BB: 1 P: 9	R: 0 E: 0 K: 0 S: 3	H: 0 LOB: 0 BB: 0 P: 3	R: 2 E: 0 K: 0 S: 6	H: 3 LOB: 1 BB: 0 P: 5	R: 2 E: 0 K: 0 S: 6	H: 3 LOB: 2 BB: 1 P: 10	R: 0 E: 0 K: 0 S: 5	H: 2 LOB: 0 BB: 1 P: 9		R: 0 E: 0 K: 1 S: 5	H: 0 LOB: 0 BB: 0 P: 5	1B: 10 2B: 1 3B: 0 HR: 0	SF: 0 SAC: 0 DP: 0 HBP: 0	WP: 0 PB: 0 SB: 0 CS: 1	PA: 39				
<b>PITCHER</b>	IP	WLS	BF	H	R	ER	SO	BB	IBB	HBP	BLK	WP	HR	S	P	ERA	WHIP										
<b>Doug Bird, R</b> ERA: 4.77 (1, 1)	6.0	W	26	8	5	5	1	2	0	0	0	0	0	26	34	7.50	1.667										
<b>Willie Hernandez, L</b> ERA: 3.12 (7, 1)	0.2		3	1	0	0	0	0	0	0	0	0	0	3	3	0.00	1.500										
<b>Mike Proly, R</b> ERA: (7, 1)	2.1	S	10	2	0	0	1	1	0	0	0	0	0	11	15	0.00	1.286										

Batter	1	2	3	4	5	6	7	8	9	AB	R	H	RBI	BB	SO	LOB	BOTTOM										
<b>Bump Willis, S</b> OBP: 0.353, SLG: 0.390 (1, 4)	3-1					G3			SH5-3	3	2	1	0	1	0	0	<b>Philadelphia Phillies @ Chicago Cubs</b> Wrigley Field, Chicago, IL Tue Jun 15 1982, 3:33 AM CDT Att: 8,639 - Unknown										
<b>Junior Kennedy, R</b> OBP: 0.241, SLG: 0.254 (7, 4)			S HR		1B S					0	0	0	1	0	0	0											
<b>Jay Johnstone, L</b> OBP: 0.320, SLG: 0.512 (1, 9)	F8					K				4	1	1	2	0	1	1											
<b>Gary Woods, R</b> OBP: 0.341, SLG: 0.406 (7, 8)			1-H HR			F9			K	1	0	0	0	0	1	0											
<b>Bill Buckner, L</b> OBP: 0.332, SLG: 0.369 (1, 3)	F8									4	1	2	0	0	0	0											
<b>Keith Moreland, R</b> OBP: 0.355, SLG: 0.471 (1, 7)										2	2	1	0	2	1	1											
<b>Leon Durham, L</b> OBP: 0.350, SLG: 0.443 (7, 9)										4	1	1	2	0	1	2											
<b>Jody Davis, R</b> OBP: 0.286, SLG: 0.367 (1, 2)										3	0	1	2	0	2	1											
<b>Larry Bowa, S</b> OBP: 0.257, SLG: 0.257 (1, 6)										3	0	0	0	1	0	2											
<b>23 Ryne Sandberg, R</b> OBP: 0.257, SLG: 0.300 (1, 5)										3	1	2	1	1	0	0											
<b>Doug Bird, R</b> OBP: 0.143, SLG: 0.190 (1, 1) <b>Willie Hernandez, L</b> (7, 1) <b>Mike Proly, R</b> (7, 1)										3	0	0	0	0	1	4											
<b>Inning Stats</b>	R: 0 E: 0 K: 0 S: 3	H: 0 LOB: 0 BB: 0 P: 3	R: 0 E: 0 K: 2 S: 8	H: 1 LOB: 1 BB: 0 P: 8	R: 2 E: 0 K: 0 S: 5	H: 2 LOB: 0 BB: 0 P: 5	R: 1 E: 0 K: 0 S: 4	H: 1 LOB: 2 BB: 2 P: 12	R: 4 E: 0 K: 2 S: 10	H: 3 LOB: 2 BB: 3 P: 22	R: 0 E: 0 K: 1 S: 6	H: 1 LOB: 1 BB: 0 P: 6	R: 0 E: 0 K: 1 S: 5	H: 0 LOB: 0 BB: 0 P: 5	R: 1 E: 0 K: 1 S: 6	H: 1 LOB: 0 BB: 0 P: 6		R: 1 E: 0 K: 1 S: 6	H: 1 LOB: 0 BB: 0 P: 6	1B: 7 2B: 1 3B: 0 HR: 1	SF: 1 SAC: 2 DP: 0 HBP: 0	WP: 0 PB: 0 SB: 4 CS: 0	PA: 38				
<b>PITCHER</b>	IP	WLS	BF	H	R	ER	SO	BB	IBB	HBP	BLK	WP	HR	S	P	ERA	WHIP										
<b>Dick Ruthven, R</b> ERA: 3.48 (1, 1)	4.1	L	23	6	7	7	3	3	1	0	0	0	0	11	15	0.00	1.800										
<b>Porfi Altamirano, R</b> ERA: 2.13 (5, 1)	1.2		8	2	0	0	2	1	0	0	0	0	0	5	5	0.00	0.000										
<b>Ed Farmer, R</b> ERA: 0.56 (7, 1)	1.0		3	0	0	0	1	0	0	0	0	0	0	5	5	0.00	0.000										
<b>Warren Brusstar, R</b> ERA: 4.43 (8, 1)	1.0		4	1	1	1	1	0	0	0	0	0	0	6	6	9.00	1.000										







Batter	1	2	3	4	5	6	7	8	9	10	11	AB	R	H	RBI	BB	SO	LOB	TOP								
Bob Dernier, R OBP: 0.370, SLG: 0.361 (1, 9)	K		G1-6-3			1B 1B		F9		K		5	0	1	0	0	2	2									
Pete Rose, S OBP: 0.338, SLG: 0.368 (1, 3)	F9			L8		FC6-4 1B		P4		4-3		5	0	1	0	0	0	1									
Gary Matthews, R OBP: 0.323, SLG: 0.410 (1, 7)	HR			4-3		F3		K			HR	5	2	2	2	0	1	2									
Mike Schmidt, R OBP: 0.441, SLG: 0.516 (1, 5)	K			K		FC6-4			1B G4-3 BB		F9	4	1	0	0	1	2	2									
Bo Diaz, R OBP: 0.352, SLG: 0.519 (1, 2)		4-3				F9		P4				5	0	1	0	0	1	0									
Gary Maddox, R OBP: 0.333, SLG: 0.432 (1, 8)		6-3				1B			1B 3B		F9	5	1	2	0	0	0	1									
Manny Trillo, R OBP: 0.312, SLG: 0.316 (1, 4)		F9				P4			6-3			4	0	1	1	0	0	1									
Ivan De Jesus, R OBP: 0.277, SLG: 0.243 (1, 6)			G1-6-3 HBP			F8		K			S 1B	3	0	1	0	0	1	2									
Larry Christenson, R OBP: 0.277, SLG: 0.333 Ozzie Virgo, R OBP: 0.277, SLG: 0.333 Porky Altamirano, R OBP: 0.277, SLG: 0.333 Sparky Lyle, L OBP: 0.277, SLG: 0.333 Luis Aparicio, R OBP: 0.277, SLG: 0.333 Ron Reed, R OBP: 0.277, SLG: 0.333 (1, 1) (7, PH) (7, 1) (8, 1) (10, PH) (10, 1)			K			K		K			P1	2	0	0	0	0	2	1									
<b>Inning Stats</b>	R: 1 E: 0 K: 2 S: 8	H: 1 LOB: 0 BB: 0 P: 8	R: 0 E: 0 K: 0 S: 3	H: 0 LOB: 0 BB: 0 P: 3	R: 0 E: 0 K: 1 S: 4	H: 0 LOB: 0 BB: 0 P: 5	R: 0 E: 0 K: 1 S: 5	H: 0 LOB: 0 BB: 0 P: 5	R: 0 E: 0 K: 1 S: 7	H: 2 LOB: 2 BB: 0 P: 7	R: 1 E: 0 K: 2 S: 9	H: 2 LOB: 1 BB: 0 P: 9	R: 0 E: 0 K: 1 S: 5	H: 0 LOB: 0 BB: 0 P: 5	R: 1 E: 0 K: 0 S: 3	H: 1 LOB: 0 BB: 1 P: 7	R: 0 E: 0 K: 1 S: 6	H: 1 LOB: 0 BB: 0 P: 6	R: 1 E: 0 K: 1 S: 6	H: 1 LOB: 0 BB: 0 P: 6	1B: 6 2B: 0 3B: 1 HR: 2	SF: 0 SAC: 0 DP: 2 HBP: 1	WP: 0 PB: 0 SB: 1 CS: 0	PA: 42			
<b>PITCHER</b>	IP 8.0	WLS 3	BF 31	H 6	R 3	ER 3	SO 8	BB 1	IBB 0	HBP 0	BLK 0	WP 0	HR 1	S 45	P 50	ERA 3.38	WHIP 0.875										
John Candelaria, L ERA: 2.85 (1, 1)	1.0	3	1	0	0	0	0	0	0	0	0	0	0	3	3	0.00	1.000										
Kent Tekulve, R ERA: 1.24 (9, 1)	2.0	L	8	2	1	1	2	0	0	0	0	0	1	12	12	4.50	1.000										
Rod Scurry, L ERA: 2.65 (10, 1)																											

Philadelphia Phillies @ Pittsburgh Pirates  
Three Rivers Stadium, Pittsburgh, PA  
Thu Jun 17 1982, 7:05 PM EDT  
Att: 9,405 - Unknown

AB	40
R	4
H	9
RBI	3
BB	1
SO	10
LOB	14



Batter	1	2	3	4	5	6	7	8	9	10	11	AB	R	H	RBI	BB	SO	LOB	BOTTOM								
Omar Moreno, L OBP: 0.285, SLG: 0.306 (1, 8)	K		F5		K			F7		K		5	0	0	0	0	3	0									
Johnny Ray, S OBP: 0.352, SLG: 0.429 (1, 4)	G3		4-3			HR		WP BB 1B		6-3		5	1	2	1	0	0	0									
Bill Madlock, R OBP: 0.380, SLG: 0.448 (1, 5)	L6		S 1B			K		P3				5	0	2	0	0	1	1									
Jason Thompson, L OBP: 0.444, SLG: 0.621 (1, 3)		F5	F7			HR		WP BB		4-3		4	1	1	1	1	0	2									
Mike Easter, L OBP: 0.351, SLG: 0.372 (1, 7)		F9		L7		K		6-3				5	0	0	0	0	2	2									
Tony Peña, R OBP: 0.338, SLG: 0.433 (1, 2)		1B 1B		6-3		6-3				P1-3 1B		5	1	2	0	0	0	0									
Lee Lacy, R OBP: 0.377, SLG: 0.406 (1, 9)		1B 1B		K				P3		P1-3		5	0	2	0	0	1	1									
Dale Berra, R OBP: 0.281, SLG: 0.331 (1, 6)					L8			1-3				4	0	2	1	0	0	0									
Willie Stargell, L OBP: 0.273, SLG: 0.179 (11, PH)												1	0	0	0	0	0	1									
John Candelaria, L OBP: 0.227, SLG: 0.273 (1, 1)												3	0	0	0	0	2	2									
Kent Tekulve, R ERA: 1.24 (9, 1)												0	0	0	0	0	0	0									
Jim Morrison, R OBP: 0.278, SLG: 0.425 (9, PH)												1	0	0	0	1	1										
Rod Scurry, L OBP: 0.167, SLG: 0.167 (10, 1)												0	0	0	0	0	0	0									
<b>Inning Stats</b>	R: 0 E: 0 K: 1 S: 5	H: 0 LOB: 0 BB: 0 P: 5	R: 1 E: 0 K: 1 S: 8	H: 3 LOB: 2 BB: 0 P: 8	R: 0 E: 0 K: 0 S: 4	H: 1 LOB: 1 BB: 0 P: 4	R: 0 E: 0 K: 1 S: 5	H: 0 LOB: 0 BB: 0 P: 5	R: 0 E: 0 K: 2 S: 7	H: 0 LOB: 0 BB: 0 P: 7	R: 2 E: 0 K: 2 S: 9	H: 2 LOB: 0 BB: 0 P: 9	R: 0 E: 0 K: 0 S: 3	H: 0 LOB: 0 BB: 0 P: 3	R: 0 E: 0 K: 0 S: 4	H: 1 LOB: 2 BB: 1 P: 8	R: 0 E: 0 K: 1 S: 6	H: 1 LOB: 0 BB: 0 P: 6	R: 0 E: 0 K: 1 S: 6	H: 1 LOB: 1 BB: 0 P: 6	R: 0 E: 0 K: 1 S: 6	H: 1 LOB: 1 BB: 0 P: 6	1B: 9 2B: 1 3B: 0 HR: 2	SF: 0 SAC: 0 DP: 1 HBP: 0	WP: 1 PB: 0 SB: 1 CS: 0	PA: 44	
<b>PITCHER</b>	IP 6.0	WLS 7	BF 24	H 6	R 3	ER 3	SO 7	BB 0	IBB 0	HBP 0	BLK 0	WP 0	HR 2	S 38	P 38	ERA 4.50	WHIP 1.000										
Larry Christenson, R ERA: 3.57 (7, 1)	1.2	7	1	0	0	0	0	0	0	0	0	0	0	6	10	0.00	1.200										
Porfi Altamirano, R ERA: 3.52 (8, 1)	1.1	5	2	0	0	1	0	0	0	0	0	1	0	7	7	0.00	1.500										
Sparky Lyle, L ERA: 3.04 (10, 1)	2.0	W	8	2	0	0	2	0	0	0	0	0	0	12	12	0.00	1.000										

Philadelphia Phillies @ Pittsburgh Pirates  
Three Rivers Stadium, Pittsburgh, PA  
Thu Jun 17 1982, 7:05 PM EDT  
Att: 9,405 - Unknown

AB	43
R	3
H	11
RBI	3
BB	1
SO	10
LOB	10





Batter	1	2	3	4	5	6	7	8	9	AB	R	H	RBI	BB	SO	LOB	TOP										
<b>Bob Dernier, R</b> OBP: 0.379, SLG: 0.362 (1, 9)										2	1	1	1	3	1	3	Philadelphia Phillies @ Pittsburgh Pirates Three Rivers Stadium, Pittsburgh, PA Fri Jun 18 1982, 7:05 PM EDT Att: 23,320 - Unknown										
<b>Pete Rose, S</b> OBP: 0.339, SLG: 0.368 (1, 3)										5	2	2	0	0	0	6											
<b>Gary Matthews, R</b> OBP: 0.332, SLG: 0.419 <b>Greg Gross, L</b> OBP: 0.391, SLG: 0.317 (1, 7) (8, 7)										5	2	4	1	0	0	0											
<b>Mike Schmidt, R</b> OBP: 0.435, SLG: 0.506 (1, 5)										5	1	1	1	0	3	5											
<b>Bo Diaz, R</b> OBP: 0.353, SLG: 0.517 (1, 2)										3	1	1	1	1	0	3											
<b>Gary Maddox, R</b> OBP: 0.313, SLG: 0.444 (1, 8)										5	0	3	3	0	1	1											
<b>Manny Trillo, R</b> OBP: 0.309, SLG: 0.309 (1, 4)										4	1	0	0	1	0	2											
<b>Ivan De Jesus, R</b> OBP: 0.280, SLG: 0.243 (1, 6)										4	0	1	0	1	1	3											
<b>Mike Krukow, R</b> OBP: 0.172, SLG: 0.172 (1, 1)										4	0	1	0	0	3	3											
<b>Inning Stats</b>	R: 3 E: 0 K: 0 S: 5	H: 4 LOB: 1 BB: 1 P: 9	R: 0 E: 0 K: 1 S: 5	H: 0 LOB: 0 BB: 0 P: 5	R: 0 E: 1 K: 1 S: 6	H: 1 LOB: 1 BB: 0 P: 6	R: 0 E: 0 K: 3 S: 10	H: 1 LOB: 3 BB: 2 P: 18	R: 4 E: 0 K: 2 S: 8	H: 5 LOB: 3 BB: 2 P: 16	R: 0 E: 0 K: 2 S: 8	H: 1 LOB: 2 BB: 0 P: 8	R: 0 E: 0 K: 0 S: 4	H: 1 LOB: 0 BB: 1 P: 8	R: 1 E: 0 K: 1 S: 6	H: 1 LOB: 0 BB: 0 P: 6	R: 0 E: 0 K: 1 S: 5	H: 0 LOB: 0 BB: 0 P: 5	1B: 13 2B: 2 3B: 0 HR: 0	SF: 1 SAC: 1 DP: 1 HBP: 0	WP: 2 PB: 0 SB: 4 CS: 1	PA: 45					
<b>PITCHER</b>	IP	WLS	BF	H	R	ER	SO	BB	IBB	HBP	BLK	WP	HR	S	P	ERA	WHIP										
<b>Manny Sarmiento, R</b> ERA: 2.63 (1, 1)	4.1	L	23	9	6	6	5	3	0	0	0	1	0	30	42	12.46	2.769										
<b>Enrique Romo, R</b> ERA: 4.89 (5, 1)	1.2		10	3	1	1	2	2	0	0	0	0	0	12	20	5.40	3.000										
<b>Ross Baumgarten, L</b> ERA: 9.9 (7, 1)	1.0		5	1	0	0	0	1	0	0	0	0	0	4	8	0.00	2.000										
<b>Rod Scurrey, L</b> ERA: 2.81 (8, 1)	1.0		4	1	1	1	1	0	0	0	0	1	0	6	6	9.00	1.000										
<b>Randy Niemann, L</b> ERA: 7.59 (9, 1)	1.0		3	0	0	0	1	0	0	0	0	0	0	5	5	0.00	0.000										

Batter	1	2	3	4	5	6	7	8	9	AB	R	H	RBI	BB	SO	LOB	BOTTOM										
<b>Omar Moreno, L</b> OBP: 0.285, SLG: 0.306 (1, 8)										4	0	1	0	0	1	0	Philadelphia Phillies @ Pittsburgh Pirates Three Rivers Stadium, Pittsburgh, PA Fri Jun 18 1982, 7:05 PM EDT Att: 23,320 - Unknown										
<b>Johnny Ray, S</b> OBP: 0.350, SLG: 0.424 (1, 4)										3	0	0	0	1	0	2											
<b>Bill Madlock, R</b> OBP: 0.358, SLG: 0.451 <b>Randy Niemann, L</b> (1, 5) (9, 1)										3	0	1	1	0	0	1											
<b>Jason Thompson, L</b> OBP: 0.437, SLG: 0.610 (1, 3)										4	0	0	0	0	0	3											
<b>Mike Easter, L</b> OBP: 0.354, SLG: 0.393 (1, 7)										4	1	2	1	0	0	0											
<b>Tony Peña, R</b> OBP: 0.341, SLG: 0.444 (1, 2)										4	0	2	0	0	0	1											
<b>Lee Lacy, R</b> OBP: 0.380, SLG: 0.404 (1, 9)										3	1	1	0	1	1	2											
<b>Dale Berra, R</b> OBP: 0.281, SLG: 0.335 (1, 6)										4	0	1	1	0	0	1											
<b>Manny Sarmiento, R</b> OBP: 0.438, SLG: 0.557 <b>Enrique Romo, R</b> OBP: 0.205, SLG: 1.000 <b>Don Robinson, R</b> OBP: 0.224, SLG: 0.412 <b>Ross Baumgarten, L</b> <b>Willie Montanez, L</b> OBP: 0.329, SLG: 0.333 <b>Rod Scurrey, L</b> OBP: 0.167, SLG: 0.167 <b>Jim Morrison, R</b> OBP: 0.276, SLG: 0.425 (1, 1) (5, 1) (6, PH) (7, 1) (7, PH) (8, 1) (9, 5)										1	0	0	0	0	0	0											
<b>Inning Stats</b>	R: 0 E: 0 K: 0 S: 3	H: 0 LOB: 0 BB: 0 P: 3	R: 0 E: 0 K: 1 S: 6	H: 1 LOB: 0 BB: 0 P: 6	R: 0 E: 0 K: 1 S: 5	H: 0 LOB: 0 BB: 0 P: 5	R: 0 E: 0 K: 0 S: 2	H: 0 LOB: 0 BB: 1 P: 6	R: 1 E: 0 K: 0 S: 4	H: 2 LOB: 0 BB: 0 P: 4	R: 1 E: 0 K: 0 S: 5	H: 2 LOB: 1 BB: 0 P: 5	R: 1 E: 0 K: 1 S: 6	H: 2 LOB: 1 BB: 1 P: 10	R: 0 E: 0 K: 0 S: 4	H: 1 LOB: 0 BB: 0 P: 4	R: 0 E: 0 K: 0 S: 4	H: 1 LOB: 1 BB: 0 P: 4	1B: 5 2B: 2 3B: 1 HR: 1	SF: 1 SAC: 0 DP: 3 HBP: 0	WP: 0 PB: 0 SB: 0 CS: 0	PA: 35					
<b>PITCHER</b>	IP	WLS	BF	H	R	ER	SO	BB	IBB	HBP	BLK	WP	HR	S	P	ERA	WHIP										
<b>Mike Krukow, R</b> ERA: 2.92 (1, 1)	9.0	W	35	9	3	3	3	2	0	0	0	0	1	39	47	3.00	1.222										



Batter	1	2	3	4	5	6	7	8	9	AB	R	H	RBI	BB	SO	LOB	TOP								
Bob Dernier, R OBP: 0.376, SLG: 0.368 (1, 9)	F8	K		F9		FC4-2			1B 3B	5	1	1	1	0	1	3									
Pete Rose, S OBP: 0.341, SLG: 0.367 Bill Robinson, R OBP: 0.286, SLG: 0.451 (1, 3) (9, 3)	1-3	F8			2B 1B	F7			S 1B HBP	4	1	1	0	0	0	2									
Gary Matthews, R OBP: 0.333, SLG: 0.422 Greg Gross, L OBP: 0.391, SLG: 0.317 (1, 7) (9, 7)	F8		K		FC5 1B 2B		L7		S 1B	5	0	2	2	0	1	0									
Mike Schmidt, R OBP: 0.429, SLG: 0.494 (1, 5)		E 2B BB	K		F8		F8		K	4	1	0	0	1	2	3									
Bo Diaz, R OBP: 0.346, SLG: 0.505 (1, 2)		E4 2B	6-3		F9		F3		FC6-2-5	5	1	0	0	0	0	4									
Gary Maddox, R OBP: 0.317, SLG: 0.455 George Vukovich, L OBP: 0.274, SLG: 0.294 (1, 8) (2, 9)		2B		K				K	4-3	1	1	1	2	0	0	0									
Manny Trillo, R OBP: 0.308, SLG: 0.308 (1, 4)		6-3		1B E 1B	FC5				6-3	4	1	1	0	0	0	3									
Ivan De Jesus, R OBP: 0.288, SLG: 0.257 (1, 6)		E 2B		FC6-4 1B		WP FC4-2 1B		F8		4	1	3	1	0	0	0									
Steve Carlton, L OBP: 0.256, SLG: 0.385 (1, 1)		E1		FC6-4		SH2-4			3B 2B	3	1	1	0	0	0	1									
<b>Inning Stats</b>	R: 0 E: 0 K: 0 S: 3	H: 0 LOB: 0 BB: 0 P: 3	R: 4 E: 2 K: 1 S: 9	H: 2 LOB: 1 BB: 1 P: 13	R: 0 E: 0 K: 2 S: 7	H: 0 LOB: 0 BB: 0 P: 7	R: 1 E: 1 K: 1 S: 7	H: 2 LOB: 1 BB: 0 P: 7	R: 1 E: 0 K: 0 S: 5	H: 2 LOB: 2 BB: 1 P: 9	R: 0 E: 0 K: 0 S: 4	H: 1 LOB: 1 BB: 0 P: 4	R: 0 E: 0 K: 0 S: 3	H: 0 LOB: 0 BB: 0 P: 3	R: 0 E: 0 K: 1 S: 5	H: 0 LOB: 0 BB: 0 P: 5	R: 2 E: 0 K: 1 S: 8	H: 3 LOB: 2 BB: 0 P: 9	1B: 5 2B: 4 3B: 1 HR: 0	SF: 0 SAC: 1 DP: 0 HBP: 1	WP: 1 PB: 0 SB: 2 CS: 0	PA: 42			
<b>PITCHER</b>	IP	WLS	BF	H	R	ER	SO	BB	IBB	HBP	BLK	WP	HR	S	P	ERA	WHIP								
Don Robinson, R ERA: 4.44 Kent Tekulve, R ERA: 1.21 (1, 1) (9, 1)	8.0	L	37	9	8	5	5	1	1	0	0	1	0	45	53	5.62	1.250								

Philadelphia Phillies @ Pittsburgh Pirates  
Three Rivers Stadium, Pittsburgh, PA  
Sat Jun 19 1982, 3:33 AM EDT  
Att: 13,065 - Unknown

AB 38  
R 8  
H 10  
RBI 6  
BB 2  
SO 6  
LOB 18



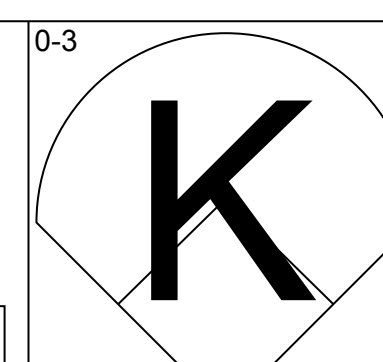
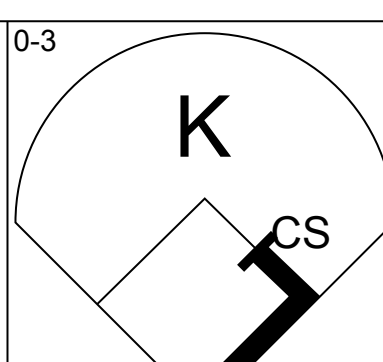
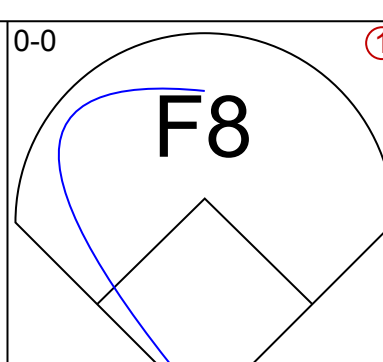
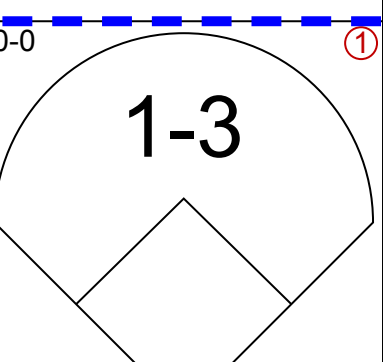
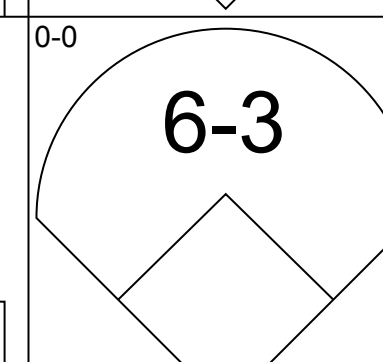
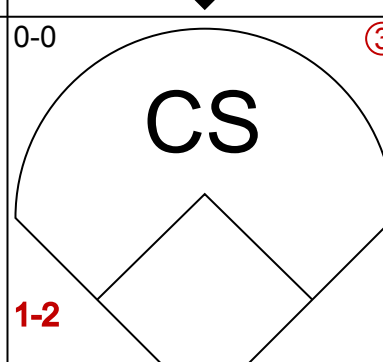
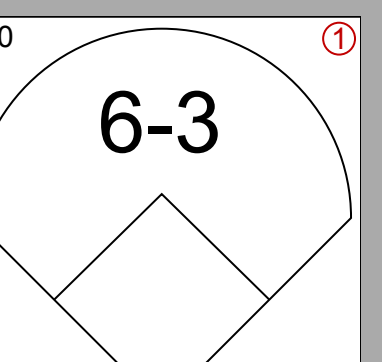
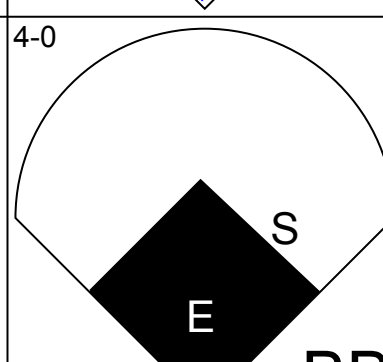
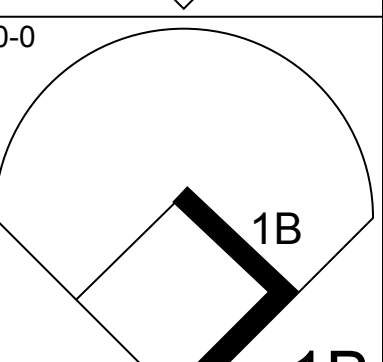
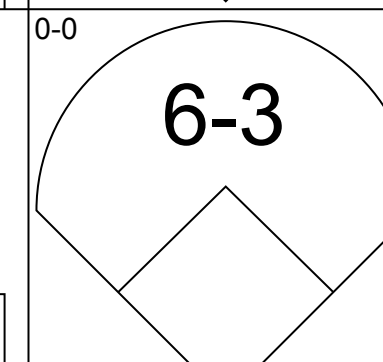
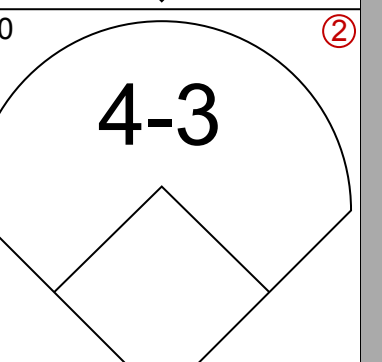
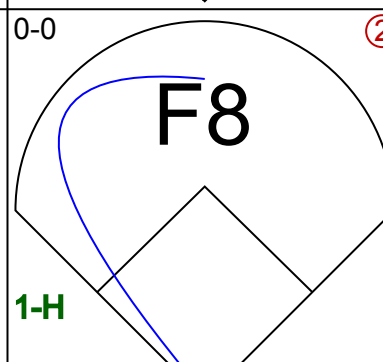
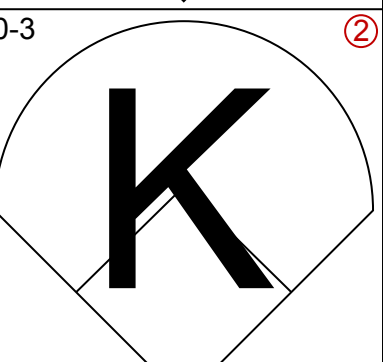
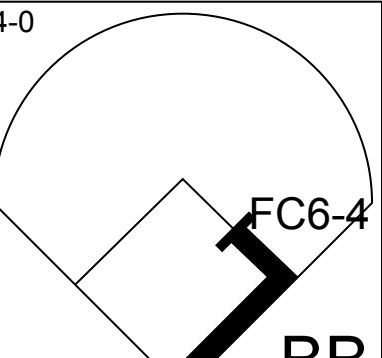
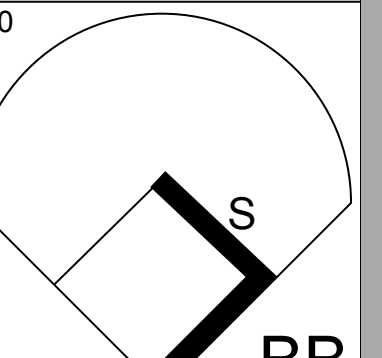
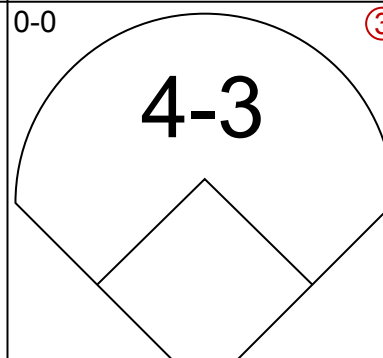
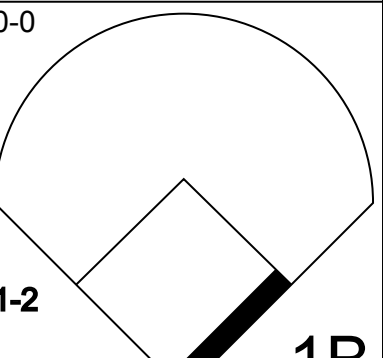

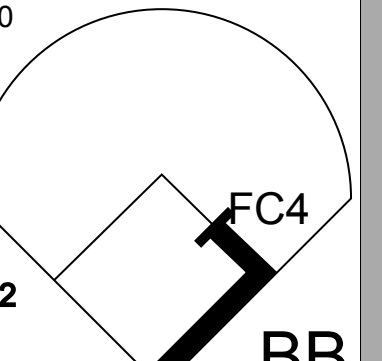
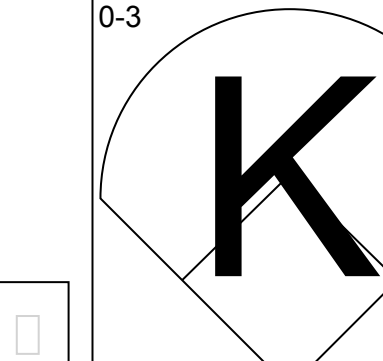
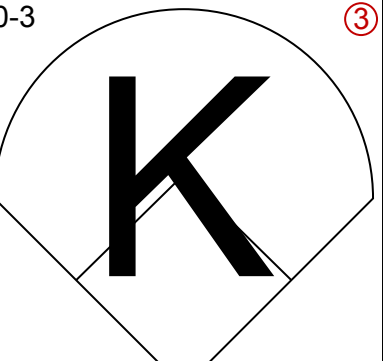
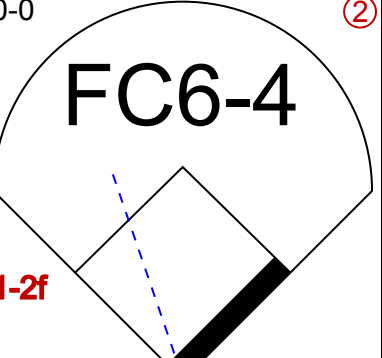
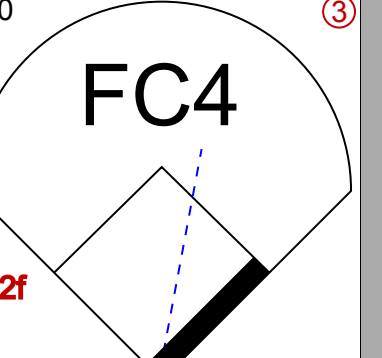
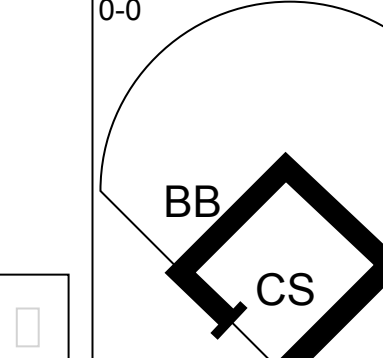
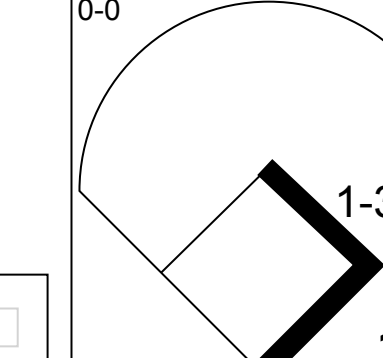
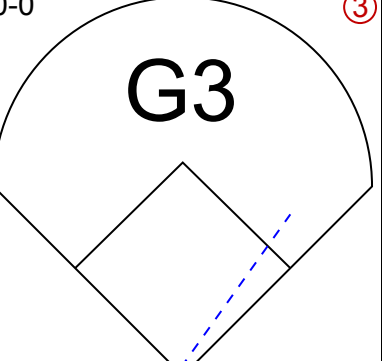
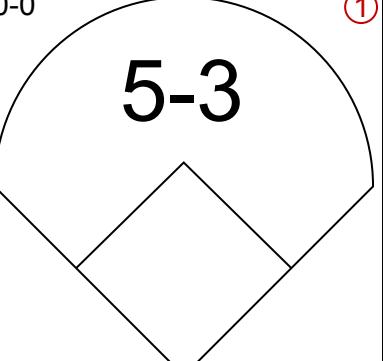
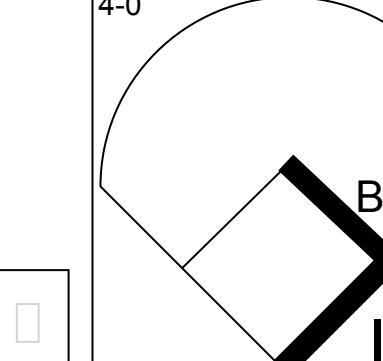
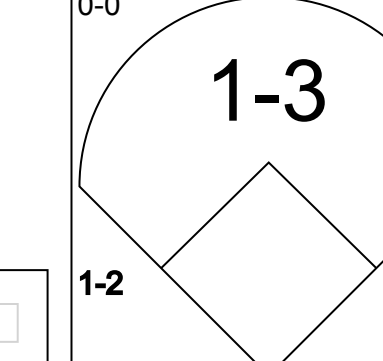
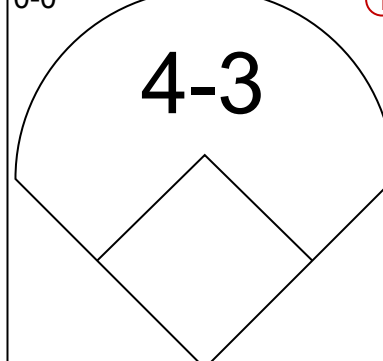
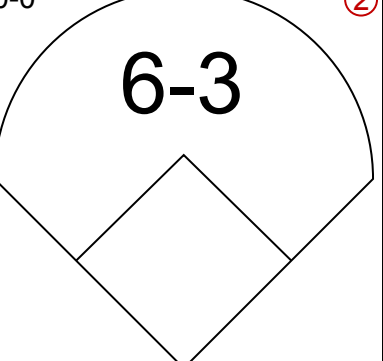
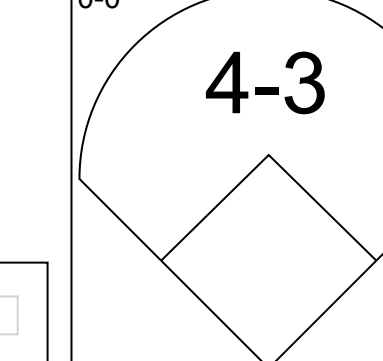
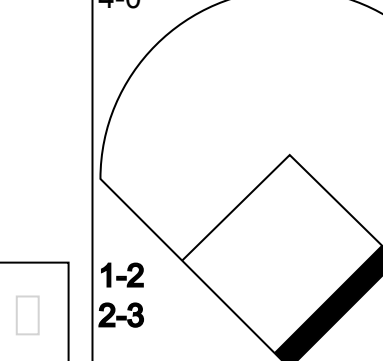
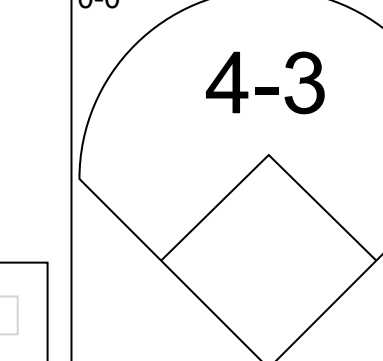

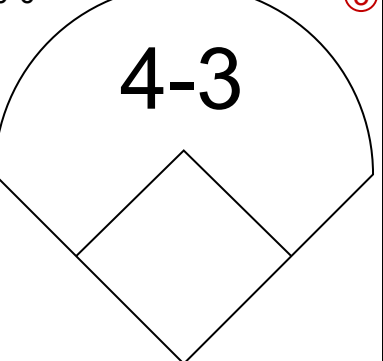
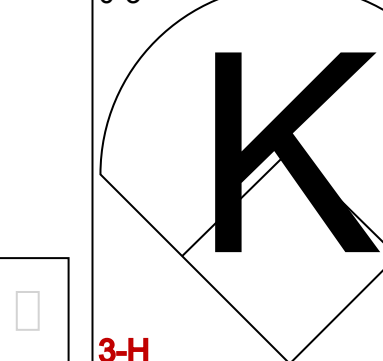
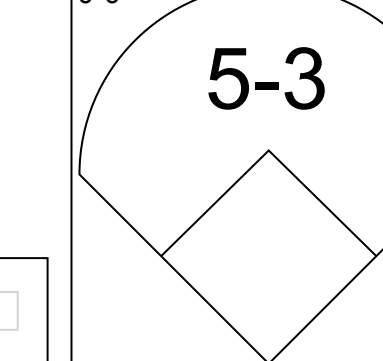
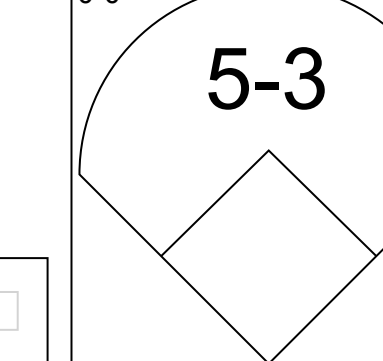
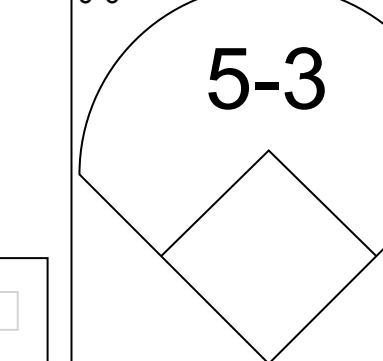
Batter	1	2	3	4	5	6	7	8	9	AB	R	H	RBI	BB	SO	LOB	BOTTOM								
Omar Moreno, L OBP: 0.281, SLG: 0.301 (1, 8)	K		F8			K		K		4	0	0	0	0	3	3									
Lee Lacy, R OBP: 0.383, SLG: 0.407 (1, 9)	G4-6-3 1B		F8			3-1 1B 1B		6-3		4	1	2	0	0	0	2									
Bill Madlock, R OBP: 0.356, SLG: 0.447 (1, 5)	G4-6-3 1-2			F7		3-1 1B 1B		5-3		4	1	1	1	0	0	1									
Jason Thompson, L OBP: 0.430, SLG: 0.598 (1, 3)		K		4-3		3-1		K		4	0	0	0	0	2	2									
Wayne Nordhagen, R OBP: 0.333, SLG: 0.336 Jim Smith, R OBP: 0.333, SLG: 0.346 (1, 7) (9, PR)		K		L5				G5-3 1B 1B		4	0	2	2	0	1	0									
Johnny Ray, S OBP: 0.352, SLG: 0.425 (1, 4)		5-3			G5-4-3 1B	F8			1-2 1B	4	0	2	0	0	0	1									
Dale Berra, R OBP: 0.275, SLG: 0.328 (1, 6)			L8		G5-4-3 1-2		5-3		G5-3 2-3	4	0	0	0	0	0	3									
Steve Nicosia, R OBP: 0.295, SLG: 0.293 (1, 2)				WP 1B	F8		F3			3	0	1	0	0	0	0									
Don Robinson, R OBP: 0.351, SLG: 0.417 Kent Tekulve, R (1, 1) (9, 1)						1B 1B		K		2	1	1	0	1	1	0									
<b>Inning Stats</b>	R: 0 E: 0 K: 1 S: 5	H: 1 LOB: 0 BB: 0 P: 5	R: 0 E: 0 K: 2 S: 7	H: 0 LOB: 0 BB: 0 P: 7	R: 0 E: 0 K: 0 S: 4	H: 1 LOB: 2 BB: 1 P: 8	R: 0 E: 0 K: 0 S: 3	H: 0 LOB: 0 BB: 0 P: 3	R: 0 E: 0 K: 0 S: 3	H: 1 LOB: 0 BB: 0 P: 3	R: 3 E: 0 K: 1 S: 9	H: 4 LOB: 1 BB: 0 P: 9	R: 0 E: 0 K: 1 S: 5	H: 0 LOB: 0 BB: 0 P: 5	R: 0 E: 0 K: 1 S: 5	H: 0 LOB: 0 BB: 0 P: 5	R: 0 E: 0 K: 1 S: 6	H: 2 LOB: 1 BB: 0 P: 6	1B: 9 2B: 0 3B: 0 HR: 0	SF: 0 SAC: 0 DP: 3 HBP: 0	WP: 1 PB: 0 SB: 0 CS: 0	PA: 34			
<b>PITCHER</b>	IP	WLS	BF	H	R	ER	SO	BB	IBB	HBP	BLK	WP	HR	S	P	ERA	WHIP								
Steve Carlton, L ERA: 3.98 (1, 1)	9.0	W	34	9	3	3	7	1	0	0	0	1	0	47	51	3.00	1.111								

Philadelphia Phillies @ Pittsburgh Pirates  
Three Rivers Stadium, Pittsburgh, PA  
Sat Jun 19 1982, 3:33 AM EDT  
Att: 13,065 - Unknown

AB 33  
R 3  
H 9  
RBI 3  
BB 1  
SO 7  
LOB 12

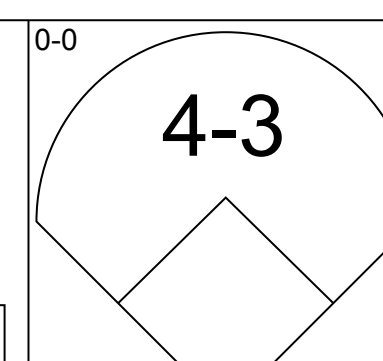
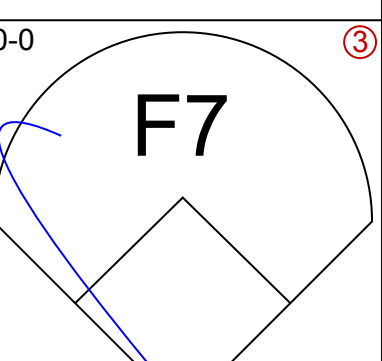
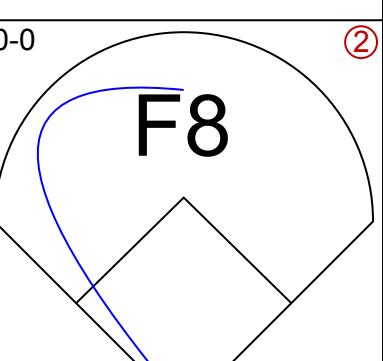
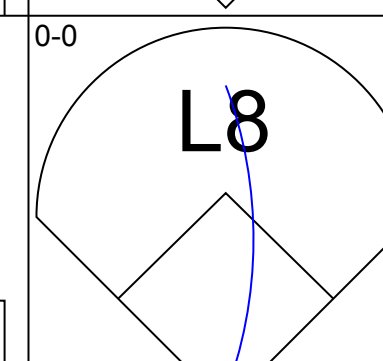
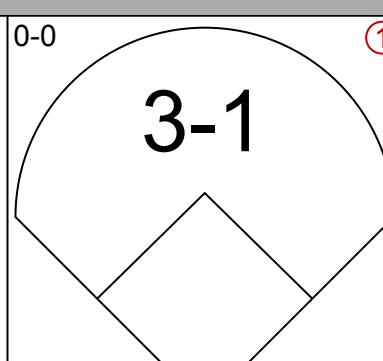
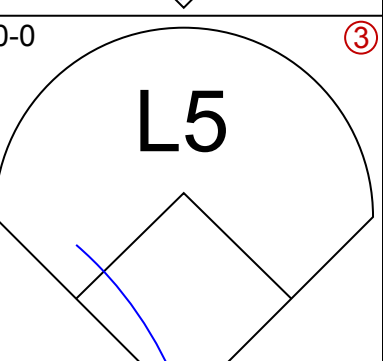
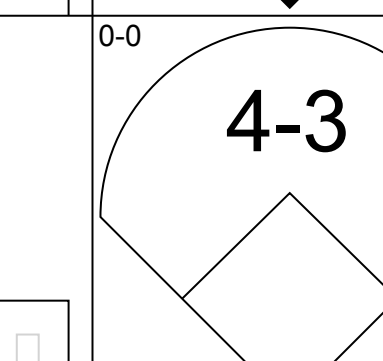

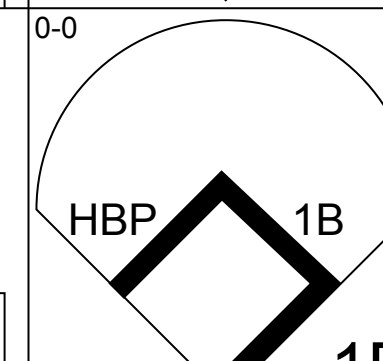
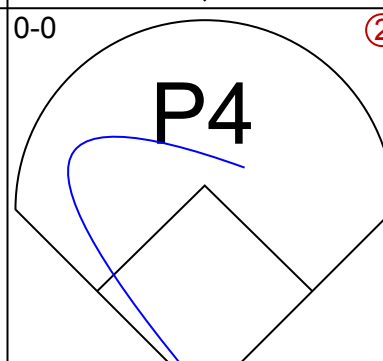
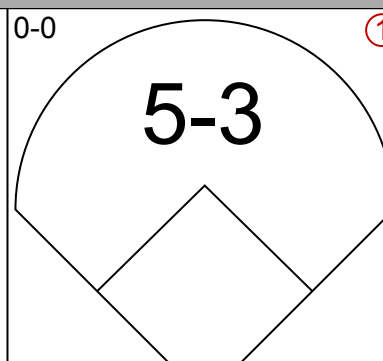
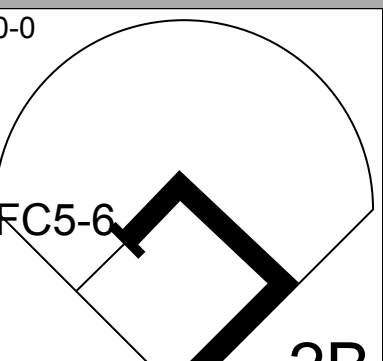
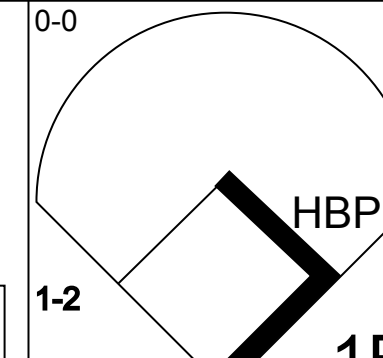
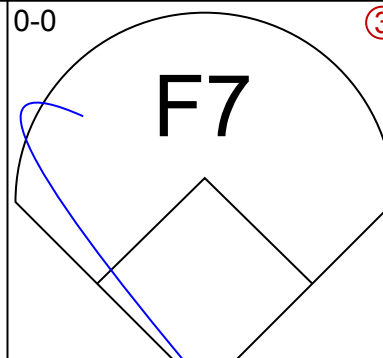
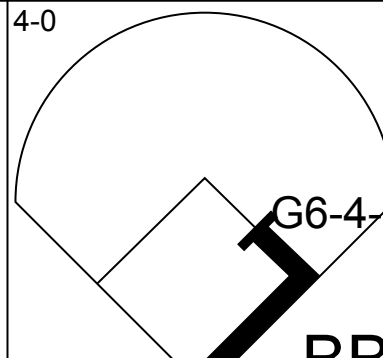
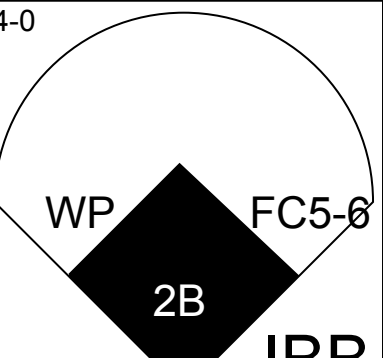

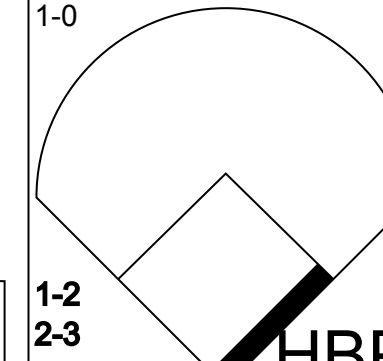
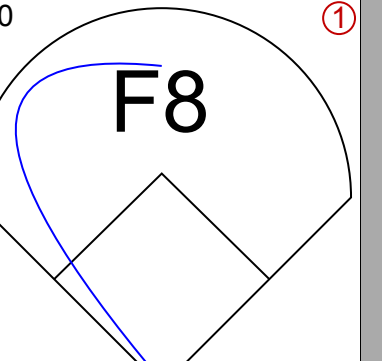
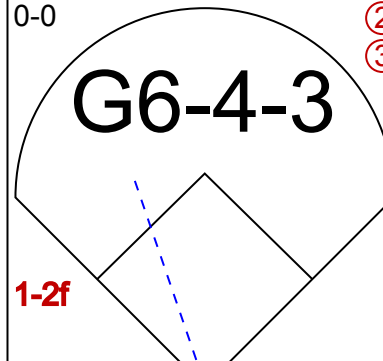
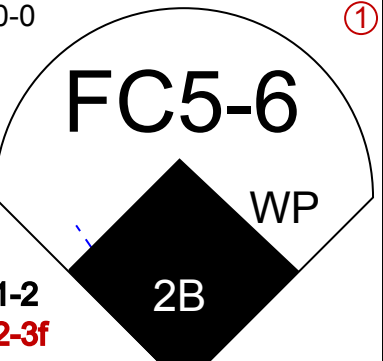
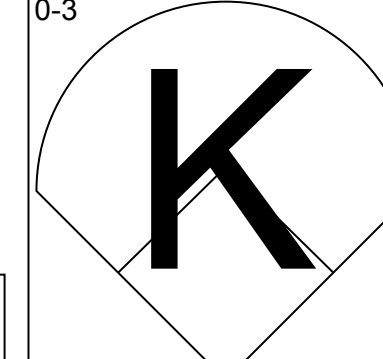
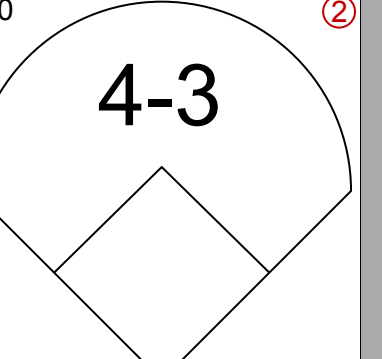
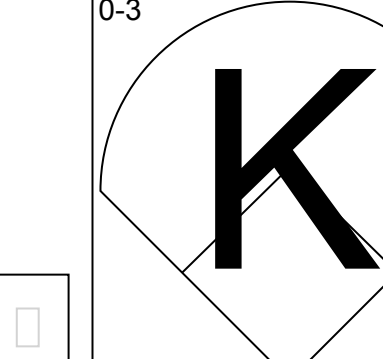
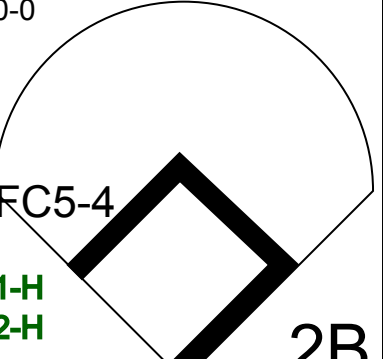
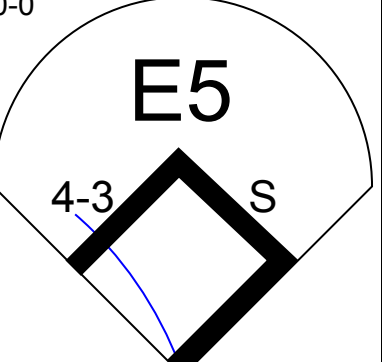
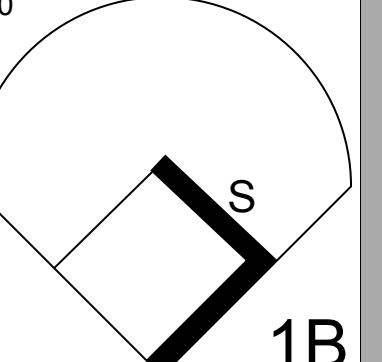
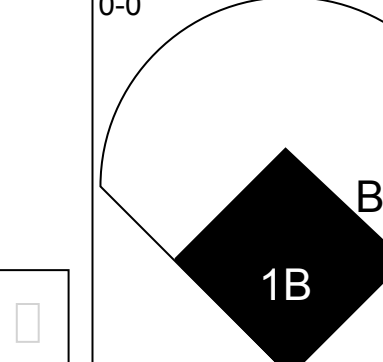
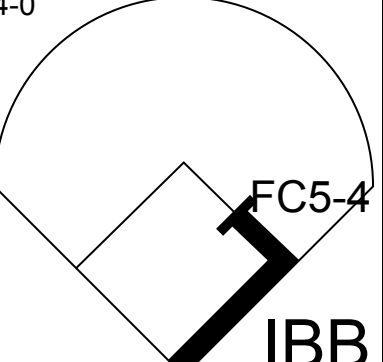
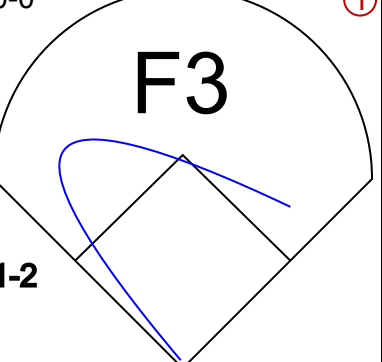
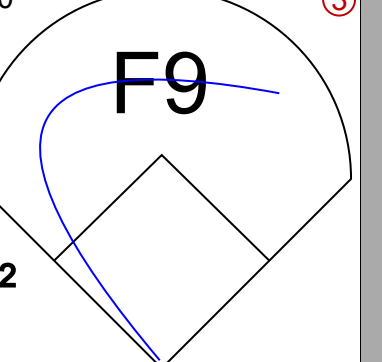
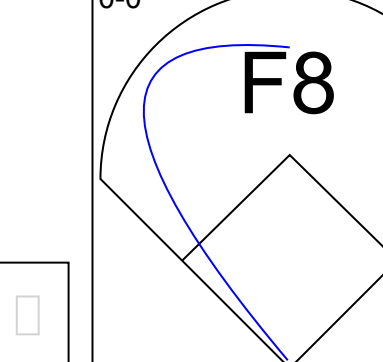
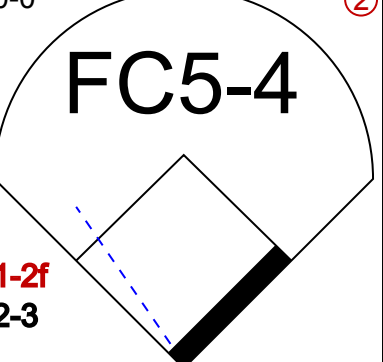
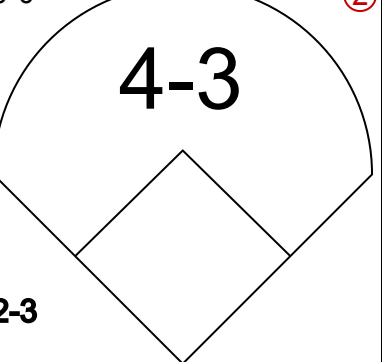
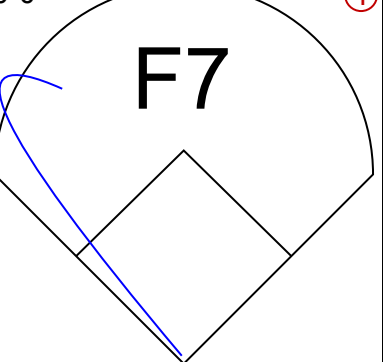
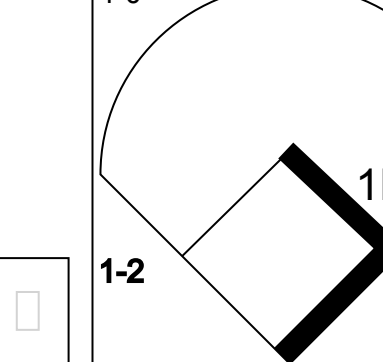
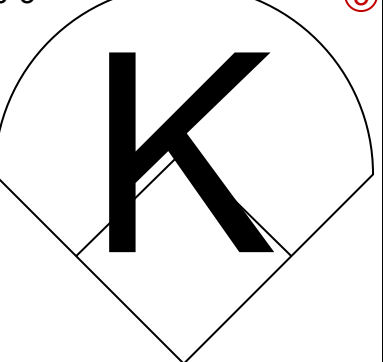




Batter	1	2	3	4	5	6	7	8	9	AB	R	H	RBI	BB	SO	LOB	TOP					
<b>Bob Dernier, R</b> OBP: 0.369, SLG: 0.361 (1, 8)										4	0	0	0	0	2	0	<b>Philadelphia Phillies @ Pittsburgh Pirates</b> <b>Three Rivers Stadium, Pittsburgh, PA</b> Sun Jun 20 1982, 3:33 AM EDT Att: 25,791 - Unknown					
<b>Pete Rose, S</b> OBP: 0.343, SLG: 0.366 (1, 3)										3	1	1	0	1	0	0						
<b>Gary Matthews, R</b> OBP: 0.328, SLG: 0.415 (1, 7)										4	0	0	0	0	1	1						
<b>Mike Schmidt, R</b> OBP: 0.435, SLG: 0.494 (1, 5)										2	0	1	0	2	0	0						
<b>Bo Diaz, R</b> OBP: 0.344, SLG: 0.498 (1, 2)										3	0	0	0	1	3	3						
<b>Greg Gross, L</b> OBP: 0.400, SLG: 0.356 (1, 9)										4	0	2	0	0	0	3						
<b>Manny Trillo, R</b> OBP: 0.307, SLG: 0.303 (1, 4)										3	0	0	0	1	0	2						
<b>Ivan De Jesus, R</b> OBP: 0.288, SLG: 0.255 (1, 6)										2	0	0	0	1	0	0						
<b>George Vukovich, L</b> OBP: 0.271, SLG: 0.291 (9, PH)										1	0	0	0	0	0	1						
<b>Dick Ruthven, R</b> OBP: 0.067, SLG: 0.069 (1, 1)										3	0	0	0	0	2	3						
<b>Ron Reed, R</b> OBP: 0.200, SLG: 0.250 (8, 1)										0	0	0	0	0	0	0						
<b>Bill Robinson, R</b> OBP: 0.282, SLG: 0.444 (9, PH)										1	0	0	0	0	0	1						
<b>Inning Stats</b>	R: 0 E: 0 K: 1 S: 5	H: 0 LOB: 0 BB: 0 P: 5	R: 0 E: 0 K: 1 S: 5	H: 0 LOB: 1 BB: 1 P: 9	R: 0 E: 0 K: 2 S: 7	H: 0 LOB: 0 BB: 0 P: 7	R: 0 E: 0 K: 0 S: 3	H: 0 LOB: 2 BB: 2 P: 11	R: 0 E: 0 K: 0 S: 3	H: 0 LOB: 0 BB: 0 P: 3	R: 1 E: 0 K: 0 S: 3	H: 0 LOB: 0 BB: 1 P: 7	R: 0 E: 0 K: 2 S: 7	H: 1 LOB: 2 BB: 2 P: 15	R: 0 E: 0 K: 2 S: 9	H: 2 LOB: 2 BB: 0 P: 9	R: 0 E: 0 K: 0 S: 4	H: 1 LOB: 1 BB: 0 P: 4	1B: 3 2B: 1 3B: 0 HR: 0	SF: 0 SAC: 0 DP: 0 HBP: 0	WP: 0 PB: 1 SB: 2 CS: 2	PA: 37
<b>PITCHER</b>	IP	WLS	BF	H	R	ER	SO	BB	IBB	HBP	BLK	WP	HR	S	P	ERA	WHIP					
<b>Rick Rhoden, R</b> ERA: 5.61 (1, 1)	7.0		27	1	1	0	6	5	1	0	0	0	0	33	57	0.00	0.857					
<b>Kent Tekulve, R</b> ERA: 1.17 (8, 1)	2.0	W	9	3	0	0	2	0	0	0	0	0	0	13	13	0.00	1.500					

AB	30
R	1
H	4
RBI	0
BB	6
SO	8
LOB	14



Batter	1	2	3	4	5	6	7	8	9	AB	R	H	RBI	BB	SO	LOB	BOTTOM					
<b>Omar Moreno, L</b> OBP: 0.280, SLG: 0.300 (1, 8)										4	0	1	1	0	0	1	<b>Philadelphia Phillies @ Pittsburgh Pirates</b> <b>Three Rivers Stadium, Pittsburgh, PA</b> Sun Jun 20 1982, 3:33 AM EDT Att: 25,791 - Unknown					
<b>Johnny Ray, S</b> OBP: 0.347, SLG: 0.418 (1, 4)										4	0	0	0	0	0	2						
<b>Bill Madlock, R</b> OBP: 0.359, SLG: 0.453 (1, 5)										4	0	2	0	0	0	0						
<b>Jason Thompson, L</b> OBP: 0.435, SLG: 0.597 (1, 3)										2	1	1	0	2	0	0						
<b>Mike Easter, L</b> OBP: 0.352, SLG: 0.386 (1, 7)										3	1	0	0	0	0	3						
<b>Tony Peña, R</b> OBP: 0.340, SLG: 0.446 (1, 2)										4	0	1	2	0	2	3						
<b>Lee Lacy, R</b> OBP: 0.392, SLG: 0.412 (1, 9)										3	1	2	0	1	0	0						
<b>Dale Berra, R</b> OBP: 0.272, SLG: 0.324 (1, 6)										2	0	0	0	0	0	2						
<b>Willie Stargell, L</b> OBP: 0.305, SLG: 0.172 (7, PH)										1	0	0	0	0	0	1						
<b>Jim Smith, R</b> OBP: 0.323, SLG: 0.333 (8, 6)										1	0	0	0	0	0	2						
<b>Rick Rhoden, R</b> OBP: 0.306, SLG: 0.647 (1, 1)										2	0	0	0	0	0	1						
<b>Dave Parker, L</b> OBP: 0.336, SLG: 0.450 (7, PH)										0	0	0	0	1	0	0						
<b>Kent Tekulve, R</b> ERA: 2.72 (8, 1)										1	0	0	0	0	1	2						
<b>Inning Stats</b>	R: 0 E: 0 K: 1 S: 7	H: 2 LOB: 3 BB: 0 P: 8	R: 0 E: 1 K: 0 S: 4	H: 0 LOB: 1 BB: 0 P: 4	R: 0 E: 0 K: 0 S: 3	H: 0 LOB: 0 BB: 0 P: 3	R: 0 E: 0 K: 0 S: 4	H: 1 LOB: 1 BB: 0 P: 4	R: 0 E: 0 K: 0 S: 3	H: 0 LOB: 0 BB: 0 P: 3	R: 0 E: 0 K: 0 S: 2	H: 0 LOB: 0 BB: 1 P: 6	R: 1 E: 0 K: 1 S: 7	H: 2 LOB: 2 BB: 1 P: 11	R: 2 E: 0 K: 1 S: 7	H: 2 LOB: 2 BB: 2 P: 15	R: 0 E: 0 K: 1 S: 4	H: 1 LOB: 1 BB: 0 P: 4	1B: 5 2B: 2 3B: 0 HR: 0	SF: 0 SAC: 0 DP: 1 HBP: 1	WP: 1 PB: 0 SB: 2 CS: 0	PA: 36
<b>PITCHER</b>	IP	WLS	BF	H	R	ER	SO	BB	IBB	HBP	BLK	WP	HR	S	P	ERA	WHIP					
<b>Dick Ruthven, R</b> ERA: 3.48 (1, 1)	7.1	L	34	7	3	3	2	2	2	1	0	0	0	33	50	3.68	1.227					
<b>Ron Reed, R</b> ERA: 2.72 (8, 1)	0.2		2	0	0	0	1	0	0	0	0	0	0	4	4	0.00	0.000					





Batter	1	2	3	4	5	6	7	8	9	AB	R	H	RBI	BB	SO	LOB	TOP										
Bob Dernier, R OBP: 0.366, SLG: 0.357 (1, 8)	2-3		6-3			K	FC3-6 1B	K		5	0	1	0	0	2	1	Philadelphia Phillies @ St. Louis Cardinals Busch Stadium, St. Louis, MO Mon Jun 21 1982, 7:05 PM CDT Att: 19,141 - Unknown  livebaseballscores.com										
Pete Rose, S OBP: 0.344, SLG: 0.367 (1, 3)	1B			5-3		FC5-4 1B	FC3-6 1-2 3-H	6-3		5	0	2	1	0	0	1											
Gary Matthews, R OBP: 0.326, SLG: 0.408 (1, 7)	K			FC5-4 BB		FC5-4 S BB 1-2	F7	5-3		4	0	0	0	1	1	3											
Mike Schmidt, R OBP: 0.439, SLG: 0.500 (1, 5)	K			K		S BB 1-2		HR 1B		4	1	2	0	1	2	2											
Bill Robinson, R OBP: 0.289, SLG: 0.474 (1, 9)		F8		FC5-4 1-2		BB 1-2 2-3		HR 1B		4	1	1	2	1	1	2											
Ozzie Virgil, R OBP: 0.269, SLG: 0.440 (1, 2)	K					F3	L6	HR		4	1	1	1	0	1	3											
Manny Trillo, R OBP: 0.301, SLG: 0.297 (1, 4)		6-3				L8				4	0	0	0	0	0	0											
Ivan De Jesus, R OBP: 0.291, SLG: 0.259 (1, 6)			6-3							4	1	2	0	0	0	0											
Marty Bystrom, R (1, 1)										2	0	0	0	0	0	1											
Luis Aguayo, R OBP: 0.269, SLG: 0.458 (7, PH)										1	1	1	1	0	0	0											
Sparky Lyle, L OBP: 0.500, SLG: 0.500 (7, 1)										0	0	0	0	0	0	0											
Ron Reed, R OBP: 0.333, SLG: 0.600 (7, 1)										1	0	1	0	0	0	0											
Tug McGraw, R (8, 1)								WP FC3-6 3B	2B	0	0	0	0	0	0	0											
<b>Inning Stats</b>	R: 0 E: 0 K: 2 S: 8	H: 1 LOB: 1 BB: 0 P: 8	R: 0 E: 0 K: 1 S: 5	H: 0 LOB: 0 BB: 0 P: 5	R: 0 E: 0 K: 1 S: 3	H: 0 LOB: 0 BB: 0 P: 3	R: 0 E: 0 K: 1 S: 5	H: 0 LOB: 1 BB: 1 P: 9	R: 0 E: 0 K: 0 S: 4	H: 1 LOB: 1 BB: 0 P: 4	R: 2 E: 0 K: 0 S: 6	H: 3 LOB: 1 BB: 0 P: 6	R: 3 E: 0 K: 1 S: 9	H: 4 LOB: 1 BB: 0 P: 9	R: 0 E: 0 K: 1 S: 6	H: 1 LOB: 1 BB: 0 P: 6	1B: 6 2B: 2 3B: 1 HR: 2	SF: 0 SAC: 0 DP: 0 HBP: 0	WP: 1 PB: 0 SB: 2 CS: 0	PA: 41							
<b>PITCHER</b>	IP	WLS	BF	H	R	ER	SO	BB	IBB	HBP	BLK	WP	HR	S	P	ERA	WHIP										
Dave LaPoint, L ERA: 3.95 (1, 1)	7.0		30	6	2	2	5	3	0	0	0	0	0	37	49	2.57	1.286										
Doug Bair, R ERA: 2.41 (8, 1)	0.0		3	3	3	3	0	0	0	0	0	0	2	3	3	∞	∞										
Bruce Sutter, R ERA: 4.75 (8, 1)	2.0	W	8	2	0	0	2	0	0	0	0	1	0	12	12	0.00	1.000										

Batter	1	2	3	4	5	6	7	8	9	AB	R	H	RBI	BB	SO	LOB	BOTTOM										
Lonnie Smith, R OBP: 0.377, SLG: 0.460 (1, 7)	K		BLK 1B			1-2 3B	FC5-4 1-2			4	1	2	2	0	1	2	Philadelphia Phillies @ St. Louis Cardinals Busch Stadium, St. Louis, MO Mon Jun 21 1982, 7:05 PM CDT Att: 19,141 - Unknown  livebaseballscores.com										
Willie McGee, S OBP: 0.363, SLG: 0.459 (1, 8)	L6		CS 1B			F8		1B 2B		4	1	2	1	0	0	0											
Keith Hernandez, L OBP: 0.384, SLG: 0.363 (1, 3)	P4		CS 1B			4-3		2B 1B		3	1	1	0	1	0	0											
Darrell Porter, L OBP: 0.333, SLG: 0.441 (1, 2)		F9		G6-4-3 BB		G6-4-3 1-2		1B 1-5 2B		4	0	1	1	0	0	1											
George Hendrick, R OBP: 0.293, SLG: 0.440 (1, 9)		4-3		6-3				2B 1B BB	FC5-4 1B	3	1	1	1	1	0	0											
Ken Oberkfell, L OBP: 0.338, SLG: 0.341 (1, 5)		4-3						1B 2B	FC5-4 1-2	4	1	2	0	0	0	2											
Mike Ramsey, S OBP: 0.366, SLG: 0.385 (1, 4)			4-3					1B 2B	1-5	4	0	1	1	0	0	3											
Ozzie Smith, S OBP: 0.344, SLG: 0.373 (1, 6)			SH1-4 1B					1B 1-5		3	1	2	1	0	0	0											
Dave LaPoint, L OBP: 0.200, SLG: 0.200 (1, 1)			SH1-4					1B		1	1	1	0	0	0	0											
Gene Tenace, R OBP: 0.578, SLG: 0.906 (7, PH)								FC3-2-5 1B		0	0	0	0	0	0	0											
Dane Long, L OBP: 0.390, SLG: 0.374 (7, PH)								3B 1B		1	0	0	0	0	0	2											
Doug Bair, R (8, 1)								1-2 3B		0	0	0	0	0	0	0											
Bruce Sutter, R (8, 1)								1-2 3B		0	0	0	0	0	0	0											
<b>Inning Stats</b>	R: 0 E: 0 K: 1 S: 5	H: 0 LOB: 0 BB: 0 P: 5	R: 0 E: 0 K: 0 S: 3	H: 0 LOB: 0 BB: 0 P: 3	R: 2 E: 0 K: 0 S: 5	H: 3 LOB: 0 BB: 0 P: 5	R: 0 E: 0 K: 0 S: 2	H: 0 LOB: 0 BB: 1 P: 6	R: 0 E: 0 K: 0 S: 3	H: 1 LOB: 0 BB: 0 P: 3	R: 1 E: 0 K: 0 S: 4	H: 2 LOB: 0 BB: 0 P: 4	R: 2 E: 0 K: 0 S: 6	H: 3 LOB: 2 BB: 1 P: 10	R: 2 E: 0 K: 0 S: 6	H: 4 LOB: 1 BB: 0 P: 6	1B: 10 2B: 3 3B: 1 HR: 0	SF: 0 SAC: 1 DP: 2 HBP: 0	WP: 0 PB: 0 SB: 0 CS: 2	PA: 35							
<b>PITCHER</b>	IP	WLS	BF	H	R	ER	SO	BB	IBB	HBP	BLK	WP	HR	S	P	ERA	WHIP										
Marty Bystrom, R ERA: 2.25 (1, 1)	6.0		21	6	3	3	1	1	0	0	1	0	0	4	8	4.50	1.167										
Sparky Lyle, L ERA: 3.67 (7, 1)	0.1		5	3	2	2	0	1	0	0	0	0	0	4	8	54.00	12.000										
Ron Reed, R ERA: 3.09 (7, 1)	0.2	L	4	2	2	2	0	0	0	0	0	0	0	4	4	27.00	3.000										
Tug McGraw, L ERA: (8, 1)	1.0		4	2	0	0	0	0	0	0	0	0	0	4	4	0.00	2.000										



Batter	1	2	3	4	5	6	7	8	9	AB	R	H	RBI	BB	SO	LOB	TOP			
<b>Bob Dernier, R</b> OBP: 0.360, SLG: 0.350 (1, 8)	0-3 K2-3		0-3 K			0-0 4-3		0-0 6-3		4	0	0	0	0	2	1	<b>Philadelphia Phillies @ St. Louis Cardinals</b> Busch Stadium, St. Louis, MO Tue Jun 22 1982, 7:05 PM CDT Att: 19,672 - Unknown  <b>AB 32</b> <b>R 2</b> <b>H 8</b> <b>RBI 2</b> <b>BB 0</b> <b>SO 4</b> <b>LOB 10</b>			
<b>Pete Rose, S</b> OBP: 0.343, SLG: 0.369 (1, 3)	0-0 3-1		0-0 2B			0-0 F7		0-0 P6		4	0	1	1	0	0	0				
<b>Gary Matthews, R</b> OBP: 0.321, SLG: 0.402 (1, 7)	0-0 5-3		0-0 F8			0-3 K			0-0 P5	4	0	0	0	0	1	1				
<b>Mike Schmidt, R</b> OBP: 0.440, SLG: 0.500 (1, 5)		0-0 F7		0-0 G4-6-3 1B				0-0 F8 1B		4	0	2	0	0	0	0				
<b>Bo Diaz, R</b> OBP: 0.351, SLG: 0.516 <b>Luis Aguayo, R</b> OBP: 0.269, SLG: 0.458 (9, PR)		0-0 HR		0-0 G4-6-3 1-2				0-0 1-2 1B		4	1	3	1	0	0	1				
<b>Greg Gross, L</b> OBP: 0.370, SLG: 0.327 (1, 9)		0-0 6-3		0-0 6-3				0-0 F8		4	0	0	0	0	0	3				
<b>Manny Trillo, R</b> OBP: 0.302, SLG: 0.298 (1, 4)		0-0 CS 1B			0-0 F8			0-3 K		3	0	1	0	0	1	2				
<b>Ivan De Jesus, R</b> OBP: 0.292, SLG: 0.260 (1, 6)		0-0 CS	0-0 SH1-4 2B 1B		0-0 5-3			0-0 F8		3	1	1	0	0	0	2				
<b>Larry Christenson, R</b> OBP: 0.065, SLG: 0.097 <b>Len Matuszek, L</b> OBP: 0.152, SLG: 0.167 (8, PH) <b>Sparky Lyle, L</b> OBP: 0.530, SLG: 0.500 <b>Ed Farmer, R</b> (8, 1)			0-0 SH1-4		0-0 5-3			0-0 L7		1	0	0	0	0	0	0				
<b>Inning Stats</b>	R: 0 E: 0 K: 1 S: 5	H: 0 LOB: 0 BB: 0 P: 5	R: 1 E: 0 K: 0 S: 4	H: 2 LOB: 0 BB: 0 P: 4	R: 1 E: 0 K: 1 S: 7	H: 2 LOB: 1 BB: 0 P: 7	R: 0 E: 0 K: 0 S: 3	H: 1 LOB: 0 BB: 0 P: 3	R: 0 E: 0 K: 1 S: 5	H: 0 LOB: 0 BB: 0 P: 3	R: 0 E: 0 K: 1 S: 7	H: 2 LOB: 2 BB: 0 P: 7	R: 0 E: 0 K: 0 S: 3	H: 0 LOB: 0 BB: 0 P: 3	R: 0 E: 0 K: 0 S: 4	H: 1 LOB: 1 BB: 0 P: 4		1B: 6 2B: 1 3B: 0 HR: 1	SF: 0 SAC: 1 DP: 1 HBP: 0	WP: 0 PB: 0 SB: 0 CS: 1
<b>PITCHER</b> <b>John Stuper, R</b> ERA: 3.41 (1, 1)	IP: 9.0 WLS: W BF: 33 H: 8 R: 2 ER: 2 SO: 4 BB: 0 IBB: 0 HBP: 0 BLK: 0 WP: 0 HR: 1 S: 41 P: 41 ERA: 2.00 WHIP: 0.889																			

Batter	1	2	3	4	5	6	7	8	9	AB	R	H	RBI	BB	SO	LOB	BOTTOM			
<b>Lonnie Smith, R</b> OBP: 0.375, SLG: 0.455 (1, 7)	4-0 1B S E BB		0-3 K			0-0 4-3		0-0 6-3		3	1	0	0	1	1	2	<b>Philadelphia Phillies @ St. Louis Cardinals</b> Busch Stadium, St. Louis, MO Tue Jun 22 1982, 7:05 PM CDT Att: 19,672 - Unknown  <b>AB 29</b> <b>R 3</b> <b>H 6</b> <b>RBI 3</b> <b>BB 5</b> <b>SO 3</b> <b>LOB 23</b>			
<b>Willie McGee, S</b> OBP: 0.376, SLG: 0.464 (1, 8)	0-0 FC3-6 SF8 1B	0-0 F7			0-0 CS 1B			4-0 4-3 1B BB BB		3	2	2	0	1	0	2				
<b>Keith Hernandez, L</b> OBP: 0.386, SLG: 0.369 (1, 3)	0-0 E3 FC3-6 1-2 3-H		0-0 2B		0-0 F7 1-2			0-0 BB 4-3 1B		4	0	2	1	0	0	2				
<b>Darrell Porter, L</b> OBP: 0.325, SLG: 0.430 (1, 2)	0-0 FC3-6 1-2 2-3		0-0 F5			0-0 F8		0-0 4-3		4	0	0	0	0	0	5				
<b>George Hendrick, R</b> OBP: 0.293, SLG: 0.436 (1, 9)	0-0 SF8		0-0 6-5-4-6			0-0 E5 FC5-4		4-0 BB IBB		2	0	0	1	1	0	1				
<b>Ken Oberkfell, L</b> OBP: 0.333, SLG: 0.335 <b>Gene Tenace, R</b> OBP: 0.578, SLG: 0.906 (8, PH) <b>Dane Iorg, L</b> OBP: 0.387, SLG: 0.371 (8, PH) <b>Julio Gonzalez, R</b> OBP: 0.271, SLG: 0.351 (9, 5)	0-0 F2				0-3 K			0-0 L8		3	0	0	0	0	1	2				
<b>Mike Ramsey, S</b> OBP: 0.370, SLG: 0.379 (1, 4)		4-0 1B 3-1 BB			0-0 4-3			4-0 FC5-4 1-2 2-3 3-H		2	0	0	1	2	0	1				
<b>Ozzie Smith, S</b> OBP: 0.343, SLG: 0.376 (1, 6)		0-0 3-1			0-0 2B			0-0 F9		4	0	1	0	0	0	4				
<b>John Stuper, R</b> OBP: 0.222, SLG: 0.444 (1, 1)		0-0 2-3 1B			0-0 F9			0-3 K		3	0	1	0	0	1	1				
<b>Inning Stats</b>	R: 2 E: 1 K: 0 S: 5	H: 1 LOB: 1 BB: 1 P: 9	R: 0 E: 0 K: 1 S: 6	H: 1 LOB: 2 BB: 1 P: 10	R: 0 E: 0 K: 1 S: 3	H: 1 LOB: 0 BB: 0 P: 3	R: 0 E: 0 K: 1 S: 6	H: 1 LOB: 1 BB: 0 P: 6	R: 0 E: 0 K: 0 S: 3	H: 0 LOB: 0 BB: 0 P: 3	R: 0 E: 1 K: 0 S: 4	H: 0 LOB: 1 BB: 0 P: 4	R: 0 E: 0 K: 1 S: 5	H: 0 LOB: 0 BB: 0 P: 5	R: 1 E: 0 K: 0 S: 4	H: 1 LOB: 3 BB: 3 P: 16		1B: 4 2B: 3 3B: 0 HR: 0	SF: 1 SAC: 0 DP: 1 HBP: 0	WP: 0 PB: 0 SB: 1 CS: 1
<b>PITCHER</b> <b>Larry Christenson, R</b> ERA: 3.41 (1, 1) <b>Sparky Lyle, L</b> ERA: 3.95 (8, 1) <b>Ed Farmer, R</b> ERA: 6.98 (8, 1)	IP: 7.0 WLS: L BF: 4 H: 1 R: 1 ER: 1 SO: 0 BB: 1 IBB: 0 HBP: 0 BLK: 0 WP: 0 HR: 0 S: 2 P: 3 ERA: 3.41 WHIP: 1.000																			







Batter	1	2	3	4	5	6	7	8	9	AB	R	H	RBI	BB	SO	LOB	TOP					
Bob Dernier, R OBP: 0.353, SLG: 0.338 (1, 8)	0-0 4-3		0-0 F9		0-0 4-3		4-0 BB	0-3 K		4	0	0	0	1	1	1						
Pete Rose, S OBP: 0.351, SLG: 0.376 Dave Roberts, R OBP: 0.185, SLG: 0.192 (1, 3) (9, 5)	0-0 1B		0-0 HR		0-0 6-3		0-0 4-3		0-0 HR	5	3	3	0	0	0	1						
Gary Matthews, R OBP: 0.332, SLG: 0.421 George Vukovich, L OBP: 0.278, SLG: 0.333 (1, 7) (9, PH) (9, 7)	0-0 1B		0-0 HR		0-0 1B			0-0 6-3	0-0 HR	4	1	3	2	0	0	0						
Mike Schmidt, R OBP: 0.445, SLG: 0.497 Bill Robinson, R OBP: 0.296, SLG: 0.474 (1, 5) (9, PH) (9, 3)	0-0 1B		0-3 K		0-3 K			0-0 1B	4-0 BB	4	1	2	1	0	2	1						
Bo Diaz, R OBP: 0.345, SLG: 0.500 (1, 2)	0-0 1-3		0-0 F7		0-0 F7		0-0 F7	0-0 BB	0-0 G6-4-3	5	1	1	0	0	0	3						
Greg Gross, L OBP: 0.359, SLG: 0.345 (1, 9)	0-0 F7		0-0 F7		0-0 1-3		0-0 1-3	4-0 BB	0-0 2B	4	1	1	0	1	0	2						
Manny Trillo, R OBP: 0.304, SLG: 0.297 Luis Aquayo, R OBP: 0.259, SLG: 0.440 (1, 4) (9, PH) (9, 4)		4-0 BB	0-0 L8		0-0 F9		0-0 F9	0-0 BB	0-0 F7	3	1	1	2	1	0	0						
Ivan De Jesus, R OBP: 0.296, SLG: 0.289 (1, 6)		0-0 G4-6-3	0-0 HR		0-0 4-3		0-0 5-3	0-0 1B		4	1	2	3	0	0	1						
Steve Carlton, L OBP: 0.233, SLG: 0.349 (1, 1)		0-0 G3	0-0 4-3		0-0 F7		0-0 F7	0-3 K		4	0	0	0	0	1	1						
<b>Inning Stats</b>	R: 1 E: 0 K: 0 S: 6	H: 3 LOB: 2 BB: 0 P: 6	R: 0 E: 0 K: 0 S: 2	H: 0 LOB: 0 BB: 1 P: 6	R: 2 E: 0 K: 1 S: 7	H: 2 LOB: 0 BB: 0 P: 7	R: 1 E: 0 K: 0 S: 4	H: 1 LOB: 0 BB: 0 P: 4	R: 0 E: 0 K: 0 S: 6	H: 0 LOB: 1 BB: 0 P: 3	R: 0 E: 0 K: 0 S: 3	H: 0 LOB: 1 BB: 1 P: 7	R: 4 E: 1 K: 2 S: 11	H: 4 LOB: 1 BB: 1 P: 15	R: 2 E: 0 K: 0 S: 5	H: 3 LOB: 0 BB: 1 P: 9	1B: 9 2B: 2 3B: 0 HR: 3	SF: 0 SAC: 0 DP: 2 HBP: 0	WP: 0 PB: 0 SB: 1 CS: 0	PA: 43		
<b>PITCHER</b>	IP WLS BF H R ER SO BB IBB HBP BLK WP HR S P ERA WHIP	IP WLS BF H R ER SO BB IBB HBP BLK WP HR S P ERA WHIP	IP WLS BF H R ER SO BB IBB HBP BLK WP HR S P ERA WHIP	IP WLS BF H R ER SO BB IBB HBP BLK WP HR S P ERA WHIP	IP WLS BF H R ER SO BB IBB HBP BLK WP HR S P ERA WHIP	IP WLS BF H R ER SO BB IBB HBP BLK WP HR S P ERA WHIP	IP WLS BF H R ER SO BB IBB HBP BLK WP HR S P ERA WHIP	IP WLS BF H R ER SO BB IBB HBP BLK WP HR S P ERA WHIP	IP WLS BF H R ER SO BB IBB HBP BLK WP HR S P ERA WHIP	IP WLS BF H R ER SO BB IBB HBP BLK WP HR S P ERA WHIP	IP WLS BF H R ER SO BB IBB HBP BLK WP HR S P ERA WHIP	IP WLS BF H R ER SO BB IBB HBP BLK WP HR S P ERA WHIP	IP WLS BF H R ER SO BB IBB HBP BLK WP HR S P ERA WHIP	IP WLS BF H R ER SO BB IBB HBP BLK WP HR S P ERA WHIP	IP WLS BF H R ER SO BB IBB HBP BLK WP HR S P ERA WHIP	IP WLS BF H R ER SO BB IBB HBP BLK WP HR S P ERA WHIP	IP WLS BF H R ER SO BB IBB HBP BLK WP HR S P ERA WHIP	IP WLS BF H R ER SO BB IBB HBP BLK WP HR S P ERA WHIP	IP WLS BF H R ER SO BB IBB HBP BLK WP HR S P ERA WHIP	IP WLS BF H R ER SO BB IBB HBP BLK WP HR S P ERA WHIP	IP WLS BF H R ER SO BB IBB HBP BLK WP HR S P ERA WHIP	IP WLS BF H R ER SO BB IBB HBP BLK WP HR S P ERA WHIP

Philadelphia Phillies @ St. Louis Cardinals  
Busch Stadium, St. Louis, MO  
Thu Jun 24 1982, 3:33 AM CDT  
Att: 33,032 - Unknown

AB 39  
R 10  
H 14  
RBI 10  
BB 4  
SO 4  
LOB 11



Batter	1	2	3	4	5	6	7	8	9	AB	R	H	RBI	BB	SO	LOB	BOTTOM						
Lonnie Smith, R OBP: 0.372, SLG: 0.452 (1, 7)	0-0 F8		0-0 2B		0-0 F9		0-0 6-3		0-0 6-3	4	1	1	1	0	0	0							
Willie McGee, S OBP: 0.376, SLG: 0.462 (1, 8)	0-3 K		0-0 2B		0-0 6-3		0-0 6-3	4-0 BB	0-0 L4	3	0	1	1	1	1	0							
Keith Hernandez, L OBP: 0.382, SLG: 0.373 (1, 3)	0-0 4-3		0-0 3-1		0-0 G3		0-0 G3	0-0 L4	0-0 L4	4	0	0	0	0	0	2							
George Hendrick, R OBP: 0.287, SLG: 0.425 (1, 9)		0-0 F7		0-0 F5		0-3 K		0-0 F8	0-0 F8	4	0	0	0	0	1	0							
Gene Tenace, R OBP: 0.583, SLG: 0.879 (1, 2)		0-0 1-3		4-0 BB		4-0 BB		4-0 BB		1	0	0	0	2	0	0							
Mike Ramsey, S OBP: 0.359, SLG: 0.367 (1, 4)		0-0 F7		0-0 G5-4-3		0-0 L9		0-0 L9		3	0	0	0	0	0	2							
Julio Gonzalez, R OBP: 0.258, SLG: 0.333 (1, 5)			0-3 K		0-3 K		0-0 F8		0-0 F8	3	0	0	0	0	2	1							
Ozzie Smith, S OBP: 0.343, SLG: 0.372 (1, 6)			0-3 K		0-3 K			0-0 6-3		3	0	0	0	0	2	0							
Bob Forsch, R OBP: 0.293, SLG: 0.375 Jeff Keener, L OBP: 0.355, SLG: 0.429 Mark Littell, L OBP: 0.355, SLG: 0.429 (1, 1) (8, 1) (9, 1)			0-0 2B		0-0 4-3			0-0 6-3	0-0 6-3	2	1	1	0	0	0	0							
<b>Inning Stats</b>	R: 0 E: 0 K: 1 S: 5	H: 0 LOB: 0 BB: 0 P: 5	R: 0 E: 0 K: 0 S: 3	H: 0 LOB: 0 BB: 0 P: 3	R: 2 E: 0 K: 2 S: 10	H: 3 LOB: 1 BB: 0 P: 10	R: 0 E: 0 K: 0 S: 2	H: 0 LOB: 0 BB: 1 P: 6	R: 0 E: 0 K: 0 S: 7	H: 0 LOB: 0 BB: 0 P: 7	R: 0 E: 0 K: 0 S: 3	H: 0 LOB: 0 BB: 0 P: 3	R: 0 E: 0 K: 0 S: 5	H: 0 LOB: 1 BB: 1 P: 9	R: 0 E: 0 K: 0 S: 3	H: 0 LOB: 0 BB: 0 P: 3	R: 0 E: 0 K: 0 S: 2	H: 0 LOB: 0 BB: 1 P: 6	1B: 0 2B: 3 3B: 1 HR: 0	SF: 0 SAC: 0 DP: 2 HBP: 0	WP: 0 PB: 0 SB: 0 CS: 0	PA: 31	
<b>PITCHER</b>	IP WLS BF H R ER SO BB IBB HBP BLK WP HR S P ERA WHIP	IP WLS BF H R ER SO BB IBB HBP BLK WP HR S P ERA WHIP	IP WLS BF H R ER SO BB IBB HBP BLK WP HR S P ERA WHIP	IP WLS BF H R ER SO BB IBB HBP BLK WP HR S P ERA WHIP	IP WLS BF H R ER SO BB IBB HBP BLK WP HR S P ERA WHIP	IP WLS BF H R ER SO BB IBB HBP BLK WP HR S P ERA WHIP	IP WLS BF H R ER SO BB IBB HBP BLK WP HR S P ERA WHIP	IP WLS BF H R ER SO BB IBB HBP BLK WP HR S P ERA WHIP	IP WLS BF H R ER SO BB IBB HBP BLK WP HR S P ERA WHIP	IP WLS BF H R ER SO BB IBB HBP BLK WP HR S P ERA WHIP	IP WLS BF H R ER SO BB IBB HBP BLK WP HR S P ERA WHIP	IP WLS BF H R ER SO BB IBB HBP BLK WP HR S P ERA WHIP	IP WLS BF H R ER SO BB IBB HBP BLK WP HR S P ERA WHIP	IP WLS BF H R ER SO BB IBB HBP BLK WP HR S P ERA WHIP	IP WLS BF H R ER SO BB IBB HBP BLK WP HR S P ERA WHIP	IP WLS BF H R ER SO BB IBB HBP BLK WP HR S P ERA WHIP	IP WLS BF H R ER SO BB IBB HBP BLK WP HR S P ERA WHIP	IP WLS BF H R ER SO BB IBB HBP BLK WP HR S P ERA WHIP	IP WLS BF H R ER SO BB IBB HBP BLK WP HR S P ERA WHIP	IP WLS BF H R ER SO BB IBB HBP BLK WP HR S P ERA WHIP	IP WLS BF H R ER SO BB IBB HBP BLK WP HR S P ERA WHIP	IP WLS BF H R ER SO BB IBB HBP BLK WP HR S P ERA WHIP	IP WLS BF H R ER SO BB IBB HBP BLK WP HR S P ERA WHIP

Philadelphia Phillies @ St. Louis Cardinals  
Busch Stadium, St. Louis, MO  
Thu Jun 24 1982, 3:33 AM CDT  
Att: 33,032 - Unknown

AB 28  
R 2  
H 3  
RBI 2  
BB 3  
SO 6  
LOB 5





Batter	1	2	3	4	5	6	7	8	9	AB	R	H	RBI	BB	SO	LOB	TOP		
Mookie Wilson, S OBP: 0.324, SLG: 0.363	0-0 6-3			0-0 F8		0-0 1B		0-0 6-3	0-0 6-3	4	0	1	0	0	0	0			
Bob Bailor, R OBP: 0.325, SLG: 0.346	0-0 CS 1B			0-0 F7		0-0 6-3		0-0 6-3	0-0 F9	4	0	1	0	0	0	1			
George Foster, R OBP: 0.343, SLG: 0.394	0-3 K			0-0 5-3				4-0 G5-4-3 BB	0-3 K	3	0	0	0	1	2	1			
Dave Kingman, R OBP: 0.301, SLG: 0.469	0-0 CS 1-2	0-0 5-3		0-3 K		0-0 G5-4-3 1-2		0-0 G5-4-3 1-2	0-0 K	3	0	0	0	0	1	1			
John Stearns, R OBP: 0.366, SLG: 0.440		0-3 K		0-0 3-1		4-0 E S BB		4-0 E S BB	0-0 3-1	2	0	0	0	1	1	0			
Ellis Valentine, R OBP: 0.243, SLG: 0.353		0-0 F9		0-0 1B		0-0 3-1		0-0 3-1	0-0 3-1	3	0	1	0	0	0	1			
Hubie Brooks, R OBP: 0.326, SLG: 0.337			0-0 F9		0-0 F9			0-0 6-3	0-0 6-3	3	0	0	0	0	0	1			
Ron Gardenhire, R OBP: 0.266, SLG: 0.257			0-0 1-3		0-0 6-3			0-0 6-3	0-0 6-3	3	0	0	0	0	0	0			
Pete Falcone, L OBP: 0.138, SLG: 0.172			0-0 6-3		0-3 K			0-0 6-3	0-0 6-3	3	0	0	0	0	1	0			
<b>Inning Stats</b>	R: 0 E: 0 K: 1 S: 5	H: 1 LOB: 0 BB: 0 P: 5	R: 0 E: 0 K: 1 S: 5	H: 0 LOB: 0 BB: 0 P: 5	R: 0 E: 0 K: 0 S: 3	H: 0 LOB: 0 BB: 0 P: 3	R: 0 E: 0 K: 0 S: 3	H: 0 LOB: 0 BB: 0 P: 3	R: 0 E: 0 K: 1 S: 6	H: 1 LOB: 1 BB: 0 P: 6	R: 0 E: 0 K: 0 S: 2	H: 0 LOB: 1 BB: 2 P: 10	R: 0 E: 0 K: 0 S: 3	H: 0 LOB: 0 BB: 0 P: 3	R: 0 E: 0 K: 1 S: 5	H: 0 LOB: 0 BB: 0 P: 5	1B: 3 2B: 0 3B: 0 HR: 0	SF: 0 SAC: 0 DP: 1 HBP: 0	WP: 0 PA: 31
<b>PITCHER</b> Dick Ruthven, R ERA: 3.18	IP: 9.0 WLS: W BF: 30 H: 3 R: 0 ER: 0 SO: 5 BB: 2 IBB: 0 HBP: 0 BLK: 0 WP: 0 HR: 0 S: 38 P: 46 ERA: 0.00 WHIP: 0.556															<b>PITCHER</b>			

New York Mets @ Philadelphia Phillies  
Veterans Stadium, Philadelphia, PA  
Fri Jun 25 1982, 7:05 PM EDT  
Unknown

AB 28  
R 0  
H 3  
RBI 0  
BB 2  
SO 5  
LOB 5



Batter	1	2	3	4	5	6	7	8	9	AB	R	H	RBI	BB	SO	LOB	BOTTOM		
Bob Dernier, R OBP: 0.348, SLG: 0.332	0-0 6-3		0-0 F9			0-0 4-3			0-0 F9	4	0	0	0	0	0	0			
Pete Rose, S OBP: 0.353, SLG: 0.378	0-0 6-3			0-0 CS 1B		0-0 5-3			0-0 1B BB 1B	4	1	2	0	0	0	0			
Gary Matthews, R OBP: 0.335, SLG: 0.420	4-0 FC6-4 BB			0-0 F3					0-0 F9	3	0	1	0	1	0	1			
Mike Schmidt, R OBP: 0.442, SLG: 0.489	0-0 FC6-4 1-2			0-3 K 1-2					0-0 F5	3	0	0	0	1	1	4			
Bo Diaz, R OBP: 0.351, SLG: 0.504		0-0 F2			0-0 1-3 1B				0-0 BB	4	0	3	0	0	0	0			
Bill Robinson, R OBP: 0.295, SLG: 0.456		0-0 5-3			0-0 1-3				0-0 G6-3	3	0	0	1	1	0	3			
Manny Trillo, R OBP: 0.300, SLG: 0.293		0-0 F9			0-0 6-3				0-0 F7	3	0	0	0	0	0	1			
Ivan De Jesus, R OBP: 0.295, SLG: 0.286			0-0 L4		0-3 K				0-0 F4	3	0	0	0	0	1	1			
Dick Ruthven, R OBP: 0.061, SLG: 0.063			0-0 F9			0-0 F9			0-0 6-3	3	0	0	0	0	0	0			
<b>Inning Stats</b>	R: 0 E: 0 K: 0 S: 3	H: 0 LOB: 1 BB: 1 P: 7	R: 0 E: 0 K: 0 S: 3	H: 0 LOB: 0 BB: 0 P: 3	R: 0 E: 0 K: 1 S: 5	H: 1 LOB: 0 BB: 0 P: 5	R: 0 E: 0 K: 1 S: 6	H: 1 LOB: 1 BB: 0 P: 6	R: 0 E: 0 K: 0 S: 3	H: 0 LOB: 0 BB: 0 P: 3	R: 0 E: 0 K: 0 S: 3	H: 1 LOB: 1 BB: 1 P: 7	R: 0 E: 0 K: 0 S: 3	H: 0 LOB: 0 BB: 0 P: 3	R: 1 E: 0 K: 0 S: 5	H: 3 LOB: 3 BB: 1 P: 9	1B: 6 2B: 1 3B: 0 HR: 0	SF: 0 SAC: 0 DP: 2 HBP: 0	WP: 0 PA: 33
<b>PITCHER</b> Pete Falcone, L ERA: 3.38	IP: 8.2 WLS: L BF: 33 H: 6 R: 1 ER: 1 SO: 2 BB: 3 IBB: 0 HBP: 0 BLK: 0 WP: 0 HR: 0 S: 34 P: 46 ERA: 1.04 WHIP: 1.038															<b>PITCHER</b>			

New York Mets @ Philadelphia Phillies  
Veterans Stadium, Philadelphia, PA  
Fri Jun 25 1982, 7:05 PM EDT  
Unknown

AB 30  
R 1  
H 6  
RBI 1  
BB 3  
SO 2  
LOB 10





Batter	1	2	3	4	5	6	7	8	9	AB	R	H	RBI	BB	SO	LOB	TOP					
<b>Wally Backman, S</b> (1, 4) OBP: 0.350, SLG: 0.342										3	0	0	0	2	1	0	<b>New York Mets @ Philadelphia Phillies</b> Veterans Stadium, Philadelphia, PA Fri Jun 25 1982, 7:05 PM EDT Att: 36,775 - Unknown					
<b>John Stearns, R</b> (1, 2) OBP: 0.359, SLG: 0.430										5	0	0	0	0	0	6						
<b>Joel Youngblood, R</b> (1, 8) OBP: 0.271, SLG: 0.358										5	1	1	0	0	0	0						
<b>Rusty Staub, L</b> (1, 3) OBP: 0.299, SLG: 0.327										3	0	0	0	1	0	1						
<b>Mike Jorgensen, L</b> (1, 9) OBP: 0.360, SLG: 0.395										3	1	0	0	1	1	2						
<b>Hubie Brooks, R</b> (1, 5) OBP: 0.329, SLG: 0.340										4	1	2	1	0	0	0						
<b>Gary Rajsich, L</b> (1, 7) OBP: 0.269, SLG: 0.324										4	0	1	2	0	1	1						
<b>Ron Gardenhire, R</b> (1, 6) OBP: 0.274, SLG: 0.266										2	0	2	0	0	0	0						
<b>Mookie Wilson, S</b> (6, PH) OBP: 0.322, SLG: 0.361										2	0	0	0	0	0	2						
<b>Pat Zachry, R</b> (1, 1) Jesse Orosco, R (4, 1) George Foster, R (6, PH) Ed Lynch, R (6, 1) Dave Kingman, R (8, PH) Tom Hausman, R (8, 1)										1	0	0	0	0	1	1						
<b>Inning Stats</b>	R: 0 E: 1 K: 2 S: 8	H: 0 LOB: 2 BB: 1 P: 12	R: 0 E: 0 K: 1 S: 6	H: 1 LOB: 1 BB: 0 P: 6	R: 0 E: 1 K: 0 S: 3	H: 0 LOB: 0 BB: 0 P: 3	R: 0 E: 0 K: 0 S: 3	H: 0 LOB: 0 BB: 0 P: 3	R: 0 E: 0 K: 2 S: 8	H: 1 LOB: 2 BB: 1 P: 12	R: 3 E: 0 K: 0 S: 6	H: 3 LOB: 3 BB: 3 P: 18	R: 0 E: 0 K: 0 S: 3	H: 0 LOB: 0 BB: 0 P: 3	R: 0 E: 0 K: 0 S: 4	H: 1 LOB: 1 BB: 0 P: 4	R: 0 E: 0 K: 0 S: 3	H: 0 LOB: 0 BB: 0 P: 3	1B: 4 2B: 1 3B: 1 HR: 0	SF: 0 SAC: 0 DP: 0 HBP: 0	WP: 0 PB: 0 SB: 1 CS: 1	PA: 39
<b>PITCHER</b>	IP WLS BF H R ER SO BB IBB HBP BLK WP HR S P ERA WHIP																					
<b>Ed Farmer, R</b> (1, 1) ERA: 6.68	5.1 W 24 4 3 3 5 3 0 0 0 0 0 0 31 43 5.06 1.312																					
<b>Ron Reed, R</b> (6, 1) ERA: 2.91	2.2 12 2 0 0 0 2 0 0 0 0 0 0 10 18 0.00 1.500																					
<b>Tug McGraw, L</b> (9, 1) ERA:	1.0 S 3 0 0 0 0 0 0 0 0 0 0 0 3 3 0.00 0.000																					

AB	34
R	3
H	6
RBI	3
BB	5
SO	5
LOB	15



Batter	1	2	3	4	5	6	7	8	9	AB	R	H	RBI	BB	SO	LOB	BOTTOM					
<b>Greg Gross, L</b> (1, 8) OBP: 0.353, SLG: 0.339										4	0	1	0	0	1	3	<b>New York Mets @ Philadelphia Phillies</b> Veterans Stadium, Philadelphia, PA Fri Jun 25 1982, 7:05 PM EDT Att: 36,775 - Unknown					
<b>Pete Rose, S</b> (1, 3) OBP: 0.355, SLG: 0.378										3	2	1	0	1	0	2						
<b>Gary Matthews, R</b> (1, 7) OBP: 0.337, SLG: 0.419										3	1	1	0	1	1	1						
<b>Bob Dernier, R</b> (6, 8) OBP: 0.348, SLG: 0.332										0	0	0	0	0	0	0						
<b>Mike Schmidt, R</b> (1, 5) OBP: 0.438, SLG: 0.484										4	0	1	0	0	2	3						
<b>George Vukovich, L</b> (1, 9) OBP: 0.277, SLG: 0.341										4	1	1	2	0	1	2						
<b>Ozzie Virgil, R</b> (1, 2) OBP: 0.300, SLG: 0.448										4	1	2	1	0	0	1						
<b>Luis Aguayo, R</b> (1, 4) OBP: 0.258, SLG: 0.414										4	0	1	0	0	0	3						
<b>Ivan De Jesus, R</b> (1, 6) OBP: 0.298, SLG: 0.289										4	0	2	1	0	1	0						
<b>Ed Farmer, R</b> (1, 1) ERA: 4.72	3.1 L 17 7 4 4 3 1 0 0 0 0 0 0 9 13 5.40 1.800																					
<b>Jesse Orosco, L</b> (4, 1) ERA: 2.77	1.2 8 2 1 1 1 1 0 0 0 0 0 0 9 13 5.40 1.800																					
<b>Ed Lynch, R</b> (6, 1) ERA: 3.94	2.0 7 1 0 0 2 0 0 0 0 0 0 0 11 11 0.00 0.500																					
<b>Tom Hausman, R</b> (8, 1) ERA: 3.13	1.0 3 0 0 0 1 0 0 0 0 0 0 0 5 5 0.00 0.000																					
<b>Inning Stats</b>	R: 0 E: 0 K: 1 S: 5	H: 1 LOB: 0 BB: 0 P: 5	R: 0 E: 0 K: 1 S: 6	H: 1 LOB: 1 BB: 0 P: 6	R: 0 E: 0 K: 0 S: 3	H: 0 LOB: 0 BB: 0 P: 3	R: 4 E: 0 K: 2 S: 12	H: 5 LOB: 2 BB: 1 P: 16	R: 1 E: 0 K: 0 S: 5	H: 2 LOB: 2 BB: 1 P: 9	R: 0 E: 0 K: 1 S: 6	H: 1 LOB: 0 BB: 0 P: 6	R: 0 E: 0 K: 1 S: 5	H: 0 LOB: 0 BB: 0 P: 5	R: 0 E: 0 K: 1 S: 5	H: 0 LOB: 0 BB: 0 P: 5	R: 0 E: 0 K: 1 S: 5	H: 0 LOB: 0 BB: 0 P: 5	1B: 9 2B: 1 3B: 0 HR: 0	SF: 0 SAC: 0 DP: 0 HBP: 0	WP: 1 PB: 0 SB: 1 CS: 1	PA: 35
<b>PITCHER</b>	IP WLS BF H R ER SO BB IBB HBP BLK WP HR S P ERA WHIP																					

AB	33
R	5
H	10
RBI	4
BB	2
SO	7
LOB	18





Batter	1	2	3	4	5	6	7	8	9	AB	R	H	RBI	BB	SO	LOB	TOP			
Mookie Wilson, S (1, 8) OBP: 0.321, SLG: 0.363	G3		G3		4-3 1B 2B		5-3			4	1	1	0	0	0	0	<b>New York Mets @ Philadelphia Phillies</b> Veterans Stadium, Philadelphia, PA Sat Jun 26 1982, 7:05 PM EDT Unknown			
John Stearns, R (1, 2) OBP: 0.397, SLG: 0.432	1B 2B		K		4-3		5-3			4	0	1	0	0	1	1				
George Foster, R (1, 7) OBP: 0.351, SLG: 0.398	G5-4-3 2-3 1B		F9		E 1B			4-3 SH1-3 BB		3	0	2	1	1	0	0				
Dave Kingman, R (1, 3) OBP: 0.300, SLG: 0.466	G5-4-3 1-2			1B G4-6-3 1B	E6 1-2			SH1-3		3	1	1	0	0	0	3				
Ellis Valentine, R (1, 9) OBP: 0.243, SLG: 0.350		F3		G4-6-3 1-2 1B	K			4-3		4	0	1	0	0	1	3				
Joel Youngblood, R (1, 4) OBP: 0.277, SLG: 0.362		4-3 2B 1B		G4-6-3 1-2 2-3 1B	K			F8		4	1	2	0	0	1	1				
Hubie Brooks, R (1, 5) OBP: 0.323, SLG: 0.333		4-3		G4-6-3 1-2 2-3 3-H	K			F9		4	0	0	0	0	1	3				
Ron Gardenhire, R (1, 6) OBP: 0.275, SLG: 0.273 Rusty Staub, L (9, PH) OBP: 0.294, SLG: 0.321				F7	K			F9		3	0	1	1	0	1	1				
Randy Jones, R (1, 1) OBP: 0.250, SLG: 0.160 Mike Jorgensen, L (7, PH) OBP: 0.353, SLG: 0.386 Terry Leach, R (7, 1) Gary Rajsich, L (9, PH) OBP: 0.266, SLG: 0.319	L4				K			F8		2	0	0	0	0	1	1				
										1	0	0	0	0	0	0				
										0	0	0	0	0	0	0				
										1	0	0	0	0	0	0				
<b>Inning Stats</b>	R: 0 E: 0 K: 0 S: 4	H: 2 LOB: 1 BB: 0 P: 4	R: 1 E: 0 K: 0 S: 5	H: 2 LOB: 1 BB: 0 P: 5	R: 0 E: 0 K: 1 S: 5	H: 0 LOB: 0 BB: 0 P: 5	R: 1 E: 0 K: 0 S: 5	H: 3 LOB: 1 BB: 0 P: 5	R: 1 E: 1 K: 2 S: 10	H: 2 LOB: 2 BB: 0 P: 10	R: 0 E: 0 K: 3 S: 9	H: 0 LOB: 0 BB: 0 P: 9	R: 0 E: 0 K: 0 S: 3	H: 0 LOB: 1 BB: 1 P: 7	R: 0 E: 0 K: 0 S: 3	H: 0 LOB: 0 BB: 0 P: 3	1B: 6 2B: 3 3B: 0 HR: 0	SF: 0 SAC: 1 DP: 2 HBP: 0	WP: 0 PB: 0 SB: 0 CS: 0	PA: 36
<b>PITCHER</b> Marty Bystrom, R (1, 1) ERA: 2.48	IP: 9.0 WLS: W BF: 36	H: 9 R: 3 ER: 3 SO: 6	BB: 1 IBB: 0 HBP: 0 BLK: 0	WP: 0 HR: 0 S: 47 P: 51	ERA: 3.00 WHIP: 1.111	<b>PITCHER</b>										IP: 9.0 WLS: W BF: 36	H: 9 R: 3 ER: 3 SO: 6	BB: 1 IBB: 0 HBP: 0 BLK: 0	WP: 0 HR: 0 S: 47 P: 51	ERA: 3.00 WHIP: 1.111

AB 34  
R 3  
H 9  
RBI 2  
BB 1  
SO 6  
LOB 13



Batter	1	2	3	4	5	6	7	8	9	AB	R	H	RBI	BB	SO	LOB	BOTTOM			
Bob Dernier, R (1, 8) OBP: 0.342, SLG: 0.326	1-3		6-3	6-3			6-3			4	0	0	0	0	0	2	<b>New York Mets @ Philadelphia Phillies</b> Veterans Stadium, Philadelphia, PA Sat Jun 26 1982, 7:05 PM EDT Unknown			
Pete Rose, S (1, 3) OBP: 0.354, SLG: 0.376	F8		6-3	6-3			2B 1B			4	0	1	0	0	0	2				
Gary Matthews, R (1, 7) OBP: 0.339, SLG: 0.435	F8		HR		6-3		1-H 2B			4	1	2	1	0	0	0				
Mike Schmidt, R (1, 5) OBP: 0.444, SLG: 0.484		1B FC4-6 1B	FC6-4 BB		E 1B BB		K			2	2	1	0	2	1	1				
Bill Robinson, R (1, 9) OBP: 0.293, SLG: 0.446		FC4-6 1-3 1B	FC6-4 1-2		L6			F4		4	0	1	0	0	0	2				
Ozzie Virgil, R (1, 2) OBP: 0.324, SLG: 0.438		FC4-6 FC1-6 1-2 1B		1B BB		2-H 1B		1-3		3	1	1	2	1	0	1				
Manny Trillo, R (1, 4) OBP: 0.308, SLG: 0.301		FC1-6 1-2 1B		SH1-3 1-2 1B				F9		4	0	3	0	0	0	0				
Ivan De Jesus, R (1, 6) OBP: 0.299, SLG: 0.290		FC1-6 FC6-4 1-2 2-3		SH1-3 1-2 2-H 1B				F8		3	0	1	1	0	0	3				
Marty Bystrom, R (1, 1) ERA		FC6-4 1-2		SH1-3				K		2	0	0	0	0	1	2				
										1B: 8 2B: 1 3B: 0 HR: 1	SF: 0 SAC: 1 DP: 0 HBP: 0	WP: 0 PB: 0 SB: 0 CS: 1	PA: 34							
<b>PITCHER</b> Randy Jones, L (1, 1) ERA: 4.57 Terry Leach, R (7, 1) ERA	IP: 6.0 WLS: L BF: 27	H: 8 R: 4 ER: 3 SO: 3	BB: 3 IBB: 0 HBP: 0 BLK: 0	WP: 0 HR: 1 S: 26 P: 38	ERA: 4.50 WHIP: 1.833	<b>PITCHER</b>										IP: 2.0 WLS: 7 BF: 7	H: 2 R: 0 ER: 0 SO: 1	BB: 0 IBB: 0 HBP: 0 BLK: 0	WP: 0 HR: 0 S: 9 P: 9	ERA: 0.00 WHIP: 1.000


AB 30  
R 4  
H 10  
RBI 4  
BB 3  
SO 2  
LOB 13










Batter	1	2	3	4	5	6	7	8	9	AB	R	H	RBI	BB	SO	LOB	TOP	
Mookie Wilson, S OBP: 0.318, SLG: 0.358 (1, 8)	0-0 BB 1B		0-0 F7		0-0 1-2 2-3 3-H 1B		0-3 K		0-0 F6	5	0	2	1	0	1	1	<b>New York Mets @ Philadelphia Phillies</b> Veterans Stadium, Philadelphia, PA Sun Jun 27 1982, 3:33 AM EDT Att: 43,134 - Unknown  <b>AB 37</b> <b>R 3</b> <b>H 10</b> <b>RBI 3</b> <b>BB 4</b> <b>SO 8</b> <b>LOB 21</b> 	
John Stearns, R OBP: 0.397, SLG: 0.431 (1, 2)	4-0 1-2 BB		0-0 F7		0-3 K		0-0 6-3		0-0 1B 3B	4	1	1	1	1	1	3		
George Foster, R OBP: 0.354, SLG: 0.407 (1, 7)	0-0 F9			0-0 F7	0-0 4-3				0-0 1B	5	0	2	1	0	0	5		
Dave Kingman, R OBP: 0.294, SLG: 0.452 (1, 3)	0-3 K			0-0 F9		0-3 K		0-0 F3	0-0 3-H 1B	5	0	0	0	0	2	4		
Joel Youngblood, R OBP: 0.274, SLG: 0.353 (1, 9) (5, 5)	0-0 F7			0-0 F9		0-0 1B BB 1B		0-3 K	0-0 F3	5	0	1	0	0	1	3		
Hubie Brock, R Tom Hausman, R Gary Rajsich, L Pat Zachry, R Rusty Staub, L Neil Allen, R (1, 5) (5, 1) (5, 1) (5, 1) (5, 1) (5, 1) (5, 1)		0-0 F8			0-0 6-3	0-3 K		0-3 K		2	0	0	0	0	0	0		
Wally Backman, S OBP: 0.356, SLG: 0.351 (1, 4)	0-0 F7				0-0 BB 1B	4-0 1B BB				3	1	2	0	1	0	0		
Ron Gardenhire, R OBP: 0.277, SLG: 0.271 (1, 6)	0-0 F8				4-0 1B BB	0-0 1-2 2-3 1B		0-0 F7		3	0	1	0	1	0	1		
Craig Swan, R Ed Lynch, R Mike Jorgensen, L OBP: 0.200, SLG: 0.077 (3, 1) (5, 1) (5, 9)			0-0 F9		4-0 1B BB	0-3 K			0-0 3B 1B	1	0	0	0	0	0	0		
<b>Inning Stats</b>	R: 0 H: 1 E: 0 K: 1 S: 6	H: 1 LOB: 2 BB: 1 P: 10	R: 0 H: 0 E: 0 K: 0 S: 3	H: 0 LOB: 0 BB: 0 P: 3	R: 0 H: 0 E: 0 K: 0 S: 3	H: 0 LOB: 0 BB: 0 P: 3	R: 1 H: 2 E: 0 K: 1 S: 7	H: 2 LOB: 3 BB: 2 P: 15	R: 0 H: 1 E: 0 K: 2 S: 6	H: 1 LOB: 1 BB: 0 P: 6	R: 0 H: 1 E: 0 K: 2 S: 8	H: 1 LOB: 1 BB: 0 P: 8	R: 2 H: 3 E: 0 K: 0 S: 6	H: 3 LOB: 1 BB: 0 P: 6	1B: 7 2B: 2 3B: 1 HR: 0	SF: 0 SAC: 0 DP: 0 HBP: 0		WP: 0 PA: 41 PB: 0 SB: 0 CS: 0
<b>PITCHER</b>	IP WLS BF H R ER SO BB IBB HBP BLK WP HR S P ERA WHIP																	
Mike Krukow, R ERA: 2.65 Ron Reed, R ERA: 3.17	(1, 1) (8, 1)	7.0 W 31	6 R 1	1 ER 1	6 SO 6	4 BB 0	0 IBB 0	0 HBP 0	0 BLK 0	0 WP 0	0 HR 0	39 S 55	1.29 P 14	1.429 ERA 14	2.000 WHIP			

Batter	1	2	3	4	5	6	7	8	9	AB	R	H	RBI	BB	SO	LOB	BOTTOM	
Greg Gross, L OBP: 0.351, SLG: 0.329 (1, 8) (8, 7)	0-0 G6-4-3 1B			0-0 4-3		0-0 6-3		0-0 4-3		5	0	1	0	0	0	5	<b>New York Mets @ Philadelphia Phillies</b> Veterans Stadium, Philadelphia, PA Sun Jun 27 1982, 3:33 AM EDT Att: 43,134 - Unknown  <b>AB 34</b> <b>R 8</b> <b>H 13</b> <b>RBI 8</b> <b>BB 3</b> <b>SO 4</b> <b>LOB 13</b> 	
Pete Rose, S Len Matuszek, L OBP: 0.352, SLG: 0.374 OBP: 0.185, SLG: 0.160 (1, 3) (7, 3)	0-0 G6-4-3 1-2		0-0 G3	0-0 1B		0-0 6-3				3	0	1	1	0	0	1		
Gary Matthews, R Bob Demier, R OBP: 0.343, SLG: 0.448 OBP: 0.342, SLG: 0.326 (1, 7) (8, 8)	0-0 HR 1B		0-0 1B S	0-0 F9		0-0 6-3				4	2	2	0	0	0	1		
Mike Schmidt, R Ron Reed, R OBP: 0.445, SLG: 0.495 OBP: 0.286, SLG: 0.500 (1, 5) (8, 1)	4-0 HR BB		0-0 1B HR 1B	0-3 K		4-0 BB				2	2	1	1	2	1	1		
Bo Diaz, R OBP: 0.355, SLG: 0.517 (1, 2)	0-0 1-1 2-H HR		0-0 1B HR		0-0 F8		0-3 K			4	2	2	3	0	1	1		
George Vukovich, L OBP: 0.284, SLG: 0.367 (1, 9)	0-3 K		0-0 1B HR		0-0 F9			0-0 G6-3 1B		4	1	2	3	0	1	0		
Manny Trillo, R OBP: 0.311, SLG: 0.305 (1, 4)		0-0 1B 8-2 1B		0-0 5-3		0-0 6-3		0-0 G6-3 1B		4	0	2	0	0	0	0		
Ivan De Jesus, R OBP: 0.304, SLG: 0.294 (1, 6)		0-0 1B S		0-3 K		0-0 F9		0-0 G6-3 1B		4	0	1	0	0	1	2		
Mike Krukow, R Dave Roberts, R OBP: 0.194, SLG: 0.222 OBP: 0.214, SLG: 0.192 (1, 1) (8, 5)	0-0 F2			0-0 1B 2B		0-0 5-3		4-0 BB		3	1	1	0	0	0	2		
<b>Inning Stats</b>	R: 3 H: 3 E: 0 K: 1 S: 7	H: 3 LOB: 1 BB: 1 P: 11	R: 0 H: 2 E: 0 K: 0 S: 4	H: 2 LOB: 1 BB: 0 P: 4	R: 4 H: 4 E: 0 K: 1 S: 9	H: 4 LOB: 0 BB: 0 P: 9	R: 1 H: 2 E: 0 K: 1 S: 7	H: 2 LOB: 1 BB: 0 P: 7	R: 0 H: 0 E: 0 K: 0 S: 3	H: 0 LOB: 0 BB: 0 P: 3	R: 0 H: 0 E: 0 K: 1 S: 5	H: 0 LOB: 1 BB: 1 P: 9	R: 0 H: 2 E: 0 K: 0 S: 4	H: 2 LOB: 2 BB: 1 P: 8	1B: 10 2B: 2 3B: 0 HR: 2	SF: 0 SAC: 0 DP: 3 HBP: 0		WP: 0 PA: 37 PB: 0 SB: 0 CS: 0
<b>PITCHER</b>	IP WLS BF H R ER SO BB IBB HBP BLK WP HR S P ERA WHIP																	
Craig Swan, R Ed Lynch, R Tom Hausman, R Pat Zachry, R Neil Allen, R ERA: 3.34 ERA: 3.59 ERA: 3.0 ERA: 4.58 ERA: 2.75	(1, 1) (3, 1) (5, 1) (6, 1) (8, 1)	2.1 L 15	9 R 7	1 ER 1	2 SO 2	0 BB 0	0 IBB 0	0 HBP 0	0 BLK 0	0 WP 0	0 HR 0	16 S 20	27.00 P 11	4.286 ERA 11	1.200 WHIP			



Batter	1	2	3	4	5	6	7	8	9	AB	R	H	RBI	BB	SO	LOB	TOP					
Lonnie Smith, R (1, 7) OBP: 0.380, SLG: 0.448 Bruce Sutter, R (8, 1)	4-0 CS BB		0-0 G4-6-3 1B		4-0 BB			0-0 L6		2	0	1	0	2	0	0						
Mike Ramsay, S (1, 5) OBP: 0.344, SLG: 0.349	0-0 6-3		0-0 G4-6-3 1-2†		0-0 1-3			0-0 FC6-4 1B		4	0	1	0	0	0	4						
Keith Hernandez, L (1, 3) OBP: 0.380, SLG: 0.374	0-0 2B		0-3 K		0-0 F8			0-0 FC6-4		4	0	1	0	0	1	1						
George Hendrick, R (1, 9) OBP: 0.288, SLG: 0.420	0-0 5-3				0-0 F3			0-0 F9		4	0	0	0	0	0	1						
Gene Tenace, R (1, 2) OBP: 0.554, SLG: 0.825			0-0 FC5 2B		0-0 F8			0-0 F4		4	0	1	0	0	1	0						
Willie McGee, S (1, 8) OBP: 0.354, SLG: 0.423			0-3 K		0-3 K			0-0 1B		4	0	1	0	0	2	1						
Tom Herr, S (1, 4) OBP: 0.340, SLG: 0.325			4-0 FC5 BB		0-0 1B			0-0 6-3		3	0	1	0	1	0	1						
Ozzie Smith, S (1, 6) OBP: 0.334, SLG: 0.358			0-0 FC5 1-2 2-3†		4-0 S SH1-4 BB			0-0 F8		2	0	0	0	1	0	2						
Steve Mura, R (1, 1) OBP: 0.107, SLG: 0.074 Tito Landrum, R (8, PH) (8, 7)			0-0 F9		0-0 SH1-4			0-0 5-3		1	0	0	0	0	0	2						
										1	0	0	0	0	0	0						
<b>Inning Stats</b>	R: 0 E: 0 K: 0 S: 3	H: 1 LOB: 1 BB: 1 P: 7	R: 0 E: 0 K: 1 S: 6	H: 1 LOB: 2 BB: 1 P: 10	R: 0 E: 0 K: 1 S: 5	H: 1 LOB: 0 BB: 0 P: 5	R: 0 E: 0 K: 1 S: 5	H: 0 LOB: 0 BB: 0 P: 5	R: 0 E: 0 K: 0 S: 3	H: 1 LOB: 2 BB: 2 P: 11	R: 0 E: 0 K: 0 S: 5	H: 0 LOB: 0 BB: 0 P: 5	R: 0 E: 0 K: 0 S: 3	H: 0 LOB: 0 BB: 0 P: 3	R: 0 E: 0 K: 0 S: 4	H: 1 LOB: 1 BB: 0 P: 4	R: 0 E: 0 K: 0 S: 4	H: 1 LOB: 1 BB: 0 P: 4	1B: 4 2B: 2 3B: 0 HR: 0	SF: 0 SAC: 1 DP: 1 HBP: 0	WP: 0 PB: 0 SB: 1 CS: 1	PA: 34
<b>PITCHER</b> Steve Carlton, L (1, 1) ERA: 3.58	IP: 9.0 WLS: W BF: 34 H: 6 R: 0 ER: 0 SO: 4 BB: 4 IBB: 0 HBP: 0 BLK: 0 WP: 0 HR: 0 S: 38 P: 54 ERA: 0.00 WHIP: 1.111															<b>PITCHER</b>	IP: 9.0 WLS: W BF: 34 H: 6 R: 0 ER: 0 SO: 4 BB: 4 IBB: 0 HBP: 0 BLK: 0 WP: 0 HR: 0 S: 38 P: 54 ERA: 0.00 WHIP: 1.111					

St. Louis Cardinals @ Philadelphia Phillies  
Veterans Stadium, Philadelphia, PA  
Mon Jun 28 1982, 7:05 PM EDT  
Att: 34,440 - Unknown

AB 29  
R 0  
H 6  
RBI 0  
BB 4  
SO 4  
LOB 12



Batter	1	2	3	4	5	6	7	8	9	AB	R	H	RBI	BB	SO	LOB	BOTTOM			
Bob Dernier, R (1, 8) OBP: 0.348, SLG: 0.335	0-0 G6-3 2B		4-0 E BB		0-0 S 1B			0-0 F4		3	1	2	0	1	0	0				
Pete Rose, S (1, 3) OBP: 0.354, SLG: 0.371	4-0 G6-3 BB		4-0 G5-4-3 BB		0-0 F7			0-0 G3		2	0	0	0	2	0	1				
Gary Matthews, R (1, 7) OBP: 0.342, SLG: 0.445 Greg Gross, L (9, 7)	0-0 G6-3		0-0 G5-4-3		0-0 FC5-4 1B			0-0 6-3		4	0	1	1	0	0	4				
Mike Schmidt, R (1, 5) OBP: 0.442, SLG: 0.495	0-0 6-3		0-0 F7		0-0 FC5-4			0-0 2B		4	0	1	0	0	0	2				
Bo Diaz, R (1, 2) OBP: 0.357, SLG: 0.514			0-0 6-3		0-0 BB 1B			0-0 IBB		3	0	1	0	1	1	0				
George Vukovich, L (1, 9) OBP: 0.283, SLG: 0.382			0-3 K		0-3 K			0-0 F9		4	0	1	0	0	2	3				
Manny Trillo, R (1, 4) OBP: 0.316, SLG: 0.307			0-0 1B		4-0 FC6 BB			0-0 F8		2	0	1	0	1	0	1				
Ivan De Jesus, R (1, 6) OBP: 0.301, SLG: 0.290			0-3 K		0-0 FC6			0-0 5-3		3	0	0	0	0	1	3				
Steve Carlton, L (1, 1) OBP: 0.217, SLG: 0.326			0-0 F8		0-0 4-3			0-0 4-3		3	0	0	0	0	0	0				
<b>Inning Stats</b>	R: 0 E: 0 K: 0 S: 3	H: 1 LOB: 1 BB: 1 P: 7	R: 0 E: 0 K: 2 S: 8	H: 1 LOB: 0 BB: 0 P: 8	R: 0 E: 1 K: 0 S: 2	H: 0 LOB: 1 BB: 2 P: 10	R: 0 E: 0 K: 1 S: 6	H: 1 LOB: 2 BB: 1 P: 10	R: 1 E: 0 K: 0 S: 5	H: 2 LOB: 1 BB: 0 P: 5	R: 0 E: 0 K: 1 S: 5	H: 1 LOB: 0 BB: 0 P: 5	R: 0 E: 0 K: 0 S: 3	H: 0 LOB: 0 BB: 0 P: 3	R: 0 E: 0 K: 0 S: 4	H: 1 LOB: 2 BB: 1 P: 8	1B: 4 2B: 2 3B: 1 HR: 0	SF: 0 SAC: 0 DP: 2 HBP: 0	WP: 0 PB: 0 SB: 1 CS: 1	PA: 33
<b>PITCHER</b> Steve Mura, R (1, 1) ERA: 4.45 Bruce Sutter, R (8, 1) ERA: 4.44	IP: 7.0 WLS: L BF: 28 H: 6 R: 1 ER: 1 SO: 4 BB: 4 IBB: 0 HBP: 0 BLK: 0 WP: 0 HR: 0 S: 32 P: 48 ERA: 1.29 WHIP: 1.429															<b>PITCHER</b>	IP: 7.0 WLS: L BF: 28 H: 6 R: 1 ER: 1 SO: 4 BB: 4 IBB: 0 HBP: 0 BLK: 0 WP: 0 HR: 0 S: 32 P: 48 ERA: 1.29 WHIP: 1.429			

St. Louis Cardinals @ Philadelphia Phillies  
Veterans Stadium, Philadelphia, PA  
Mon Jun 28 1982, 7:05 PM EDT  
Att: 34,440 - Unknown

AB 28  
R 1  
H 7  
RBI 1  
BB 5  
SO 4  
LOB 14





Batter	1	2	3	4	5	6	7	8	9	AB	R	H	RBI	BB	SO	LOB	TOP								
<b>Lonnie Smith, R</b> OBP: 0.385, SLG: 0.448 (1, 8)	1-3	CS			F9 1B	HR		BB 1B	F8	4	3	2	2	2	0	0	<b>St. Louis Cardinals @ Philadelphia Phillies</b> <b>Veterans Stadium, Philadelphia, PA</b> Tue Jun 29 1982, 7:05 PM EDT Att: 23,850 - Unknown								
<b>Tom Herr, S</b> OBP: 0.349, SLG: 0.335 <b>Mike Ramsey, S</b> OBP: 0.345, SLG: 0.351 (1, 4) (7, 4) (8, 6)	2B	CS	F8		2B	HR		HR	K	4	3	3	1	0	0	0									
<b>Keith Hernandez, L</b> OBP: 0.384, SLG: 0.390 <b>Gene Tenace, R</b> OBP: 0.544, SLG: 0.805 (1, 3) (8, 3)	1-3		L3		F9	HR		HR	F8	4	2	2	3	1	0	2									
<b>George Hendrick, R</b> OBP: 0.290, SLG: 0.438 <b>Tito Landrum, R</b> OBP: 0.344, SLG: 0.414 (1, 9) (8, 9)	SF8		6-3		3B			HR		4	2	2	7	0	0	0									
<b>Dane Iorg, L</b> OBP: 0.368, SLG: 0.351 <b>Willie McGee, S</b> OBP: 0.361, SLG: 0.443 (1, 7) (5, PH) (5, 8)	F9			K	3B			4-3		2	0	0	0	0	1	1									
<b>Darrell Porter, L</b> OBP: 0.316, SLG: 0.398 <b>Glenn Brummer, R</b> OBP: 0.245, SLG: 0.321 (1, 2) (8, 2)		G3		F4	F8			F9	1B	4	0	0	0	1	0	2									
<b>Ken Oberkfell, L</b> OBP: 0.323, SLG: 0.333 (1, 5)		E 1B		1B		F7		K	1-6-3	5	1	3	0	0	1	1									
<b>Ozzie Smith, S</b> OBP: 0.339, SLG: 0.364 <b>Jeff Lahti, R</b> (8, 1)		E7		4-3		SH1-4		1-6-3	1B	4	2	2	1	1	0	3									
<b>Joaquin Andujar, S</b> OBP: 0.191, SLG: 0.255 <b>Julio Gonzalez, R</b> OBP: 0.254, SLG: 0.328 (1, 1) (8, PH) (8, 4)		1B				K		K	K	3	0	0	0	0	3	3									
<b>Inning Stats</b>	R: 1 E: 0 K: 0 S: 5	H: 2 LOB: 1 BB: 0 P: 5	R: 2 E: 1 K: 1 S: 7	H: 3 LOB: 0 BB: 0 P: 7	R: 0 E: 0 K: 0 S: 3	H: 0 LOB: 0 BB: 0 P: 3	R: 0 E: 0 K: 1 S: 6	H: 1 LOB: 1 BB: 0 P: 6	R: 3 E: 0 K: 1 S: 9	H: 4 LOB: 1 BB: 0 P: 9	R: 4 E: 0 K: 0 S: 5	H: 2 LOB: 0 BB: 2 P: 13	R: 1 E: 0 K: 2 S: 9	H: 2 LOB: 1 BB: 0 P: 9	R: 4 E: 0 K: 1 S: 8	H: 3 LOB: 2 BB: 3 P: 20		R: 0 E: 0 K: 1 S: 5	H: 0 LOB: 0 BB: 0 P: 5	1B: 11 2B: 3 3B: 1 HR: 2	SF: 1 SAC: 1 DP: 0 HBP: 0	WP: 0 PB: 0 SB: 0 CS: 1	PA: 49		
<b>PITCHER</b>	IP	WLS	BF	H	R	ER	SO	BB	IBB	HBP	BLK	WP	HR	S	P	ERA	WHIP								
<b>Dick Ruthven, R</b> ERA: 3.48 <b>Sid Monge, L</b> ERA: 4.39 <b>Porfi Altamirano, R</b> ERA: 5.71 <b>Ed Farmer, R</b> ERA: 7.68 <b>Sparky Lyle, L</b> ERA: 3.72 (1, 1) (5, 1) (6, 1) (8, 1) (8, 1)	4.2	L	22	9	6	5	3	0	0	0	0	0	0	28	28	9.64	1.929								

Batter	1	2	3	4	5	6	7	8	9	AB	R	H	RBI	BB	SO	LOB	BOTTOM								
<b>Bob Dernier, R</b> OBP: 0.347, SLG: 0.333 (1, 8)	G3		1-3					1-3		4	0	1	0	0	0	0	<b>St. Louis Cardinals @ Philadelphia Phillies</b> <b>Veterans Stadium, Philadelphia, PA</b> Tue Jun 29 1982, 7:05 PM EDT Att: 23,850 - Unknown								
<b>Pete Rose, S</b> OBP: 0.353, SLG: 0.369 <b>Ozzie Virgil, R</b> OBP: 0.324, SLG: 0.438 (1, 3) (8, FR) (9, 2)	F8		K		5-3			1B		4	0	1	0	0	1	0									
<b>Gary Matthews, R</b> OBP: 0.345, SLG: 0.447 <b>Bill Robinson, R</b> OBP: 0.290, SLG: 0.440 (1, 7) (8, PH) (9, 3)						6-3		1-3		3	1	2	0	0	0	0									
<b>Mike Schmidt, R</b> OBP: 0.445, SLG: 0.500 <b>Greg Gross, L</b> OBP: 0.346, SLG: 0.324 (1, 5) (9, 7)	1B		BB		6-3				F8	2	0	1	1	1	0	0									
<b>Bo Diaz, R</b> OBP: 0.358, SLG: 0.514 <b>Dave Roberts, R</b> OBP: 0.233, SLG: 0.214 (1, 2) (6, PH) (7, 2) (9, 5)	1B		BB		BB					2	0	1	0	0	0	2									
<b>George Vukovich, L</b> OBP: 0.282, SLG: 0.377 (1, 9)	F8				1-3			1-3		4	1	1	0	0	0	0									
<b>Manny Trillo, R</b> OBP: 0.310, SLG: 0.301 (1, 4)					F9				4-3	4	0	0	1	0	0	0									
<b>Ivan De Jesus, R</b> OBP: 0.301, SLG: 0.291 <b>Ed Farmer, R</b> <b>Sparky Lyle, L</b> OBP: 0.667, SLG: 0.500 (1, 6) (8, 1) (8, 1)					6-3					3	0	1	0	0	0	0									
<b>Dick Ruthven, R</b> OBP: 0.059, SLG: 0.061 <b>Sid Monge, S</b> <b>Len Matuszek, L</b> OBP: 0.179, SLG: 0.154 <b>Porfi Altamirano, R</b> OBP: 0.333, SLG: 0.333 <b>Luis Aguayo, R</b> OBP: 0.270, SLG: 0.382 (1, 1) (5, 1) (6, 1) (8, 6)										1	0	0	0	0	0	1									
<b>Inning Stats</b>	R: 1 E: 0 K: 0 S: 5	H: 3 LOB: 2 BB: 0 P: 5	R: 0 E: 0 K: 0 S: 4	H: 1 LOB: 0 BB: 0 P: 4	R: 0 E: 0 K: 1 S: 6	H: 1 LOB: 2 BB: 1 P: 10	R: 0 E: 0 K: 0 S: 3	H: 0 LOB: 0 BB: 0 P: 3	R: 0 E: 0 K: 0 S: 3	H: 0 LOB: 0 BB: 0 P: 3	R: 0 E: 0 K: 0 S: 3	H: 0 LOB: 0 BB: 0 P: 3	R: 0 E: 0 K: 1 S: 6	H: 1 LOB: 1 BB: 0 P: 6	R: 2 E: 1 K: 0 S: 5	H: 2 LOB: 1 BB: 1 P: 9		1B: 8 2B: 1 3B: 0 HR: 0	SF: 0 SAC: 0 DP: 0 HBP: 0	WP: 0 PB: 0 SB: 0 CS: 0	PA: 36				
<b>PITCHER</b>	IP	WLS	BF	H	R	ER	SO	BB	IBB	HBP	BLK	WP	HR	S	P	ERA	WHIP								
<b>Joaquin Andujar, R</b> ERA: 2.29 <b>Jeff Lahti, R</b> ERA: 2.25 (1, 1) (8, 1)	7.0	W	26	6	1	1	1	1	0	0	0	0	0	27	31	1.29	1.000								







Batter	1	2	3	4	5	6	7	8	9	AB	R	H	RBI	BB	SO	LOB	TOP		
Bob Dernier, R OBP: 0.350, SLG: 0.341 (1, 8)										4	0	0	0	0	1	1	<b>Philadelphia Phillies @ New York Mets</b> Shea Stadium, Flushing, NY Fri Jul 02 1982, 7:05 PM EDT Att: 17,528 - Unknown		
Pete Rose, S OBP: 0.397, SLG: 0.377 Sid Monge, S (6, 1)										2	0	1	0	1	0	0			
Greg Gross, L OBP: 0.342, SLG: 0.319 (8, PH)										4	0	0	0	0	1	2			
Gary Matthews, R OBP: 0.346, SLG: 0.448 (1, 7)										3	1	1	0	1	0	1			
George Vukovich, L OBP: 0.296, SLG: 0.381 Ron Reed, R OBP: 0.286, SLG: 0.500 (8, 1)										4	1	2	0	0	1	0			
Ozzie Virgil, R OBP: 0.342, SLG: 0.429 (1, 2)										3	1	1	1	1	0	2			
Manny Trillo, R OBP: 0.313, SLG: 0.308 (1, 4)										4	1	1	1	0	1	1			
Ivan De Jesus, R OBP: 0.300, SLG: 0.289 (1, 6)										4	0	1	1	0	0	1			
Marty Bystrom, R Porfi Altamirano, R OBP: 0.333, SLG: 0.333 Len Matuszek, L OBP: 0.161, SLG: 0.143 (6, PH)										1	0	0	0	0	0	0			
Inning Stats	R: 0 E: 0 K: 1 S: 5	H: 0 LOB: 0 BB: 0 P: 5	R: 0 E: 0 K: 1 S: 5	H: 0 LOB: 0 BB: 0 P: 5	R: 0 E: 0 K: 1 S: 5	H: 0 LOB: 1 BB: 1 P: 9	R: 0 E: 0 K: 0 S: 3	H: 1 LOB: 1 BB: 0 P: 4	R: 4 E: 0 K: 0 S: 6	H: 4 LOB: 0 BB: 1 P: 10	R: 0 E: 0 K: 1 S: 7	H: 2 LOB: 2 BB: 0 P: 7	R: 0 E: 0 K: 0 S: 3	H: 0 LOB: 0 BB: 3 P: 3	1B: 6 2B: 1 3B: 0 HR: 0	SF: 1 SAC: 0 DP: 1 HBP: 0		WP: 0 PA: 36 CS: 0	
PITCHER	IP	WLS	BF	H	R	ER	SO	BB	IBB	HBP	BLK	WP	HR	S	P	ERA		WHIP	
Craig Swan, R ERA: 3.55 Terry Leach, R ERA:	(1, 1)	6.0	W	25	4	4	4	4	3	0	0	0	0	0	30	42		6.00	1.167
	(7, 1)	3.0	S	11	3	0	0	1	0	0	0	0	0	13	13	0.00	1.000		

Batter	1	2	3	4	5	6	7	8	9	AB	R	H	RBI	BB	SO	LOB	BOTTOM		
Mookie Wilson, S OBP: 0.312, SLG: 0.348 (1, 8)										4	1	1	2	1	0	1	<b>Philadelphia Phillies @ New York Mets</b> Shea Stadium, Flushing, NY Fri Jul 02 1982, 7:05 PM EDT Att: 17,528 - Unknown		
John Stearns, R OBP: 0.353, SLG: 0.418 (1, 5)										3	0	0	0	1	1	3			
Rusty Staub, L OBP: 0.325, SLG: 0.377 Joel Youngblood, R OBP: 0.272, SLG: 0.351 (7, 9)										3	1	2	2	0	0	1			
Dave Kingman, R OBP: 0.292, SLG: 0.442 Mike Jorgensen, L OBP: 0.391, SLG: 0.365 (8, 3)										4	1	1	0	0	1	1			
George Foster, R OBP: 0.344, SLG: 0.393 (1, 7)										4	0	1	0	0	2	2			
Ron Hodges, L OBP: 0.338, SLG: 0.466 (1, 2)										3	1	1	0	1	1	1			
Wally Backman, S OBP: 0.375, SLG: 0.370 (1, 4)										3	2	2	1	1	0	2			
Ron Gardenhire, R OBP: 0.284, SLG: 0.303 (1, 6)										3	1	1	1	1	0	2			
Craig Swan, R OBP: 0.222, SLG: 0.067 Terry Leach, R (7, 1)										2	1	0	0	1	1	3			
Inning Stats	R: 1 E: 0 K: 0 S: 3	H: 0 LOB: 1 BB: 1 P: 7	R: 3 E: 0 K: 3 S: 10	H: 1 LOB: 3 BB: 3 P: 22	R: 2 E: 0 K: 1 S: 8	H: 3 LOB: 1 BB: 0 P: 8	R: 1 E: 1 K: 0 S: 4	H: 1 LOB: 2 BB: 1 P: 8	R: 0 E: 0 K: 0 S: 3	H: 0 LOB: 1 BB: 1 P: 7	R: 0 E: 0 K: 2 S: 7	H: 0 LOB: 0 BB: 0 P: 7	R: 1 E: 0 K: 1 S: 6	H: 2 LOB: 0 BB: 0 P: 6	1B: 7 2B: 2 3B: 0 HR: 0	SF: 1 SAC: 0 DP: 1 HBP: 0		WP: 2 PA: 37 CS: 0	
PITCHER	IP	WLS	BF	H	R	ER	SO	BB	IBB	HBP	BLK	WP	HR	S	P	ERA		WHIP	
Marty Bystrom, R ERA: 4.22 Porfi Altamirano, R ERA: 5.12 Sid Monge, L ERA: 4.08 Ron Reed, R ERA: 3.28	(1, 1)	3.0	L	18	4	7	7	4	5	0	0	0	0	0	21	41		21.00	3.000
	(4, 1)	2.0		8	3	0	0	0	0	0	0	0	0	8	8	0.00	1.500		
	(6, 1)	2.0		7	0	0	0	2	1	0	0	0	0	10	14	0.00	0.500		
	(8, 1)	1.0		4	2	1	1	1	0	0	0	0	0	6	6	9.00	2.000		



Batter	1	2	3	4	5	6	7	8	9	AB	R	H	RBI	BB	SO	LOB	TOP				
<b>Bob Dernier, R</b> OBP: 0.348, SLG: 0.339 (1, 8)	F8	1B			1-3		F8	2-3		5	1	1	0	0	0	2					
<b>Pete Rose, S</b> OBP: 0.358, SLG: 0.377 (1, 3)	SF8	1B			L7		1-3		K	5	1	2	2	0	1	0					
<b>Gary Matthews, R</b> OBP: 0.347, SLG: 0.448 (1, 7)	E6				4-3		F7			5	1	2	0	0	1	1					
<b>Greg Gross, L</b> OBP: 0.342, SLG: 0.319 (9, 7)	1B	K							HR	0	0	0	0	0	0	0					
<b>Mike Schmidt, R</b> OBP: 0.434, SLG: 0.498 (1, 5)	SF8						F9		K	4	1	1	3	0	2	0					
<b>Bo Diaz, R</b> OBP: 0.358, SLG: 0.516 (1, 2)	L8				6-3		FC6-4	BB	HR	5	1	2	0	0	0	1					
<b>George Vukovich, L</b> OBP: 0.308, SLG: 0.405 (1, 9)		HR			K		FC6-4	BB	P6	3	2	1	1	2	1	1					
<b>Manny Trillo, R</b> OBP: 0.307, SLG: 0.302 (1, 4)	6-3				L6		FC6-4	BB	E5	5	1	0	0	0	0	4					
<b>Ivan De Jesus, R</b> OBP: 0.303, SLG: 0.293 (1, 6)	F8				F8		1B		6-3	4	0	2	2	0	0	0					
<b>Steve Carlton, L</b> OBP: 0.240, SLG: 0.340 (1, 1)	1B	E			4-3		F6		1B	4	1	2	1	0	0	2					
<b>Inning Stats</b>	R: 1 E: 1 K: 0 S: 5	H: 2 LOB: 1 BB: 0 P: 5	R: 3 E: 1 K: 1 S: 9	H: 4 LOB: 1 BB: 0 P: 9	R: 0 E: 0 K: 2 S: 7	H: 0 LOB: 0 BB: 0 P: 7	R: 0 E: 0 K: 0 S: 3	H: 0 LOB: 0 BB: 0 P: 3	R: 0 E: 0 K: 0 S: 3	H: 2 LOB: 2 BB: 1 P: 9	R: 0 E: 0 K: 0 S: 3	H: 0 LOB: 0 BB: 0 P: 3	R: 2 E: 1 K: 1 S: 8	H: 2 LOB: 2 BB: 1 P: 12	R: 2 E: 0 K: 1 S: 8	H: 3 LOB: 1 BB: 0 P: 8	1B: 10 2B: 1 3B: 0 HR: 2	SF: 1 SAC: 0 DP: 0 HBP: 0	WP: 0 PB: 0 SB: 0 CS: 0	PA: 43	
<b>PITCHER</b>	IP	WLS	BF	H	R	ER	SO	BB	IBB	HBP	BLK	WP	HR	S	P	ERA	WHIP				
<b>Charlie Puleo, R</b> ERA: 4.07 (1, 1)	8.1	L	39	11	8	4	5	2	0	0	0	0	1	47	55	4.32	1.560				
<b>Neil Allen, R</b> ERA: 2.85 (9, 1)	0.2		4	2	1	1	0	0	0	0	0	0	1	4	4	13.50	3.000				

Philadelphia Phillies @ New York Mets  
Shea Stadium, Flushing, NY  
Sun Jul 04 1982, 3:33 AM EDT  
Unknown

AB 40  
R 9  
H 13  
RBI 9  
BB 2  
SO 5  
LOB 11



Batter	1	2	3	4	5	6	7	8	9	AB	R	H	RBI	BB	SO	LOB	BOTTOM					
<b>Mookie Wilson, S</b> OBP: 0.319, SLG: 0.354 (1, 8)	4-3				1B		1B		E7	4	4	3	0	1	0	0						
<b>Bob Bailor, R</b> OBP: 0.341, SLG: 0.367 (1, 4)	2B				E		S		P5	5	1	3	0	0	0	2						
<b>George Foster, R</b> OBP: 0.345, SLG: 0.393 (1, 7)	P6				K		K		BB	5	1	2	2	0	2	4						
<b>Dave Kingman, R</b> OBP: 0.294, SLG: 0.451 (1, 3)	K				E8		F3		1B	4	1	1	2	1	1	3						
<b>Joel Youngblood, R</b> OBP: 0.270, SLG: 0.346 (1, 9)					K		K		L5	5	0	1	1	0	3	3						
<b>John Stearns, R</b> OBP: 0.354, SLG: 0.419 (1, 5)					BB		F7		P6	4	0	1	0	1	0	4						
<b>Ron Hodges, L</b> OBP: 0.316, SLG: 0.435 (1, 2)	K				L8		K		K	4	0	0	0	0	3	2						
<b>Ron Gardenhire, R</b> OBP: 0.279, SLG: 0.296 (1, 6)	F9				K		K		5-3	4	0	0	0	0	2	2						
<b>Charlie Puleo, R</b> OBP: 0.138, SLG: 0.107 (1, 1)					K		L3		L7	3	0	0	0	0	2	1						
<b>Neil Allen, R</b> OBP: 0.333, SLG: 0.200 (9, 1)										0	0	0	0	0	0	0						
<b>Ellis Valentine, R</b> OBP: 0.240, SLG: 0.342 (9, PH)										1	0	0	0	0	0	0						
<b>Inning Stats</b>	R: 0 E: 0 K: 1 S: 6	H: 1 LOB: 1 BB: 0 P: 6	R: 0 E: 0 K: 2 S: 7	H: 0 LOB: 1 BB: 1 P: 11	R: 2 E: 1 K: 3 S: 12	H: 2 LOB: 1 BB: 0 P: 12	R: 0 E: 0 K: 1 S: 6	H: 1 LOB: 0 BB: 0 P: 6	R: 1 E: 0 K: 1 S: 8	H: 3 LOB: 2 BB: 0 P: 8	R: 0 E: 0 K: 3 S: 9	H: 0 LOB: 0 BB: 0 P: 9	R: 2 E: 0 K: 1 S: 6	H: 1 LOB: 0 BB: 1 P: 10	R: 0 E: 0 K: 1 S: 5	H: 0 LOB: 0 BB: 0 P: 5	R: 2 E: 1 K: 0 S: 6	H: 3 LOB: 2 BB: 1 P: 10	1B: 8 2B: 2 3B: 0 HR: 1	SF: 0 SAC: 0 DP: 0 HBP: 0	WP: 0 PB: 0 SB: 2 CS: 0	PA: 42
<b>PITCHER</b>	IP	WLS	BF	H	R	ER	SO	BB	IBB	HBP	BLK	WP	HR	S	P	ERA	WHIP					
<b>Steve Carlton, L</b> ERA: 3.67 (1, 1)	9.0	W	42	11	7	5	13	3	0	0	0	0	1	65	77	5.00	1.556					

Philadelphia Phillies @ New York Mets  
Shea Stadium, Flushing, NY  
Sun Jul 04 1982, 3:33 AM EDT  
Unknown

AB 39  
R 7  
H 11  
RBI 5  
BB 3  
SO 13  
LOB 21





Batter	1	2	3	4	5	6	7	8	9	AB	R	H	RBI	BB	SO	LOB	TOP										
<b>Bob Dernier, R</b> OBP: 0.352, SLG: 0.341 (1, 8)										4	0	2	0	1	1	2											
<b>Pete Rose, S</b> OBP: 0.355, SLG: 0.373 <b>George Vukovich, L</b> OBP: 0.303, SLG: 0.398 (1, 3) (4, 9)										3	0	0	0	0	0	4											
<b>Gary Matthews, R</b> OBP: 0.348, SLG: 0.445 <b>Greg Gross, L</b> OBP: 0.342, SLG: 0.319 (1, 7) (9, 7)										4	1	1	0	1	0	1											
<b>Mike Schmidt, R</b> OBP: 0.430, SLG: 0.495 (1, 5)										5	1	1	0	0	2	3											
<b>Bo Diaz, R</b> OBP: 0.365, SLG: 0.521 (1, 2)										5	3	4	1	0	0	0											
<b>Bill Robinson, R</b> OBP: 0.306, SLG: 0.461 (1, 9) (4, 3)										5	0	3	2	0	0	2											
<b>Manny Trillo, R</b> OBP: 0.308, SLG: 0.304 (1, 4)										5	1	2	0	0	0	5											
<b>Ivan De Jesus, R</b> OBP: 0.305, SLG: 0.303 (1, 6)										4	1	2	3	0	1	2											
<b>Mike Krukow, R</b> OBP: 0.231, SLG: 0.256 (1, 1)										3	0	2	1	0	0	2											
<b>Inning Stats</b>	R: 0 E: 0 K: 0 S: 4	H: 1 LOB: 1 BB: 0 P: 4	R: 3 E: 0 K: 0 S: 6	H: 4 LOB: 1 BB: 1 P: 10	R: 2 E: 0 K: 0 S: 7	H: 4 LOB: 2 BB: 0 P: 7	R: 0 E: 0 K: 0 S: 3	H: 1 LOB: 0 BB: 0 P: 3	R: 0 E: 0 K: 1 S: 4	H: 2 LOB: 1 BB: 0 P: 4	R: 0 E: 0 K: 1 S: 7	H: 2 LOB: 2 BB: 0 P: 7	R: 0 E: 0 K: 2 S: 8	H: 1 LOB: 1 BB: 1 P: 8	R: 2 E: 0 K: 2 S: 9	H: 2 LOB: 1 BB: 1 P: 13	1B: 14 2B: 3 3B: 1 HR: 0	SF: 0 SAC: 1 DP: 3 HBP: 0	WP: 1 PB: 0 SB: 1 CS: 0	PA: 43							
<b>PITCHER</b>	IP	WLS	BF	H	R	ER	SO	BB	IBB	HBP	BLK	WP	HR	S	P	ERA	WHIP										
<b>Randy Jones, L</b> ERA: 4.97 (1, 1)	2.1	L	15	8	5	5	0	1	0	0	0	0	0	14	18	19.29	3.857										
<b>Ed Lynch, R</b> ERA: 3.66 (3, 1)	2.2		9	2	0	0	0	0	0	0	0	0	0	9	9	0.00	0.750										
<b>Tom Hausman, R</b> ERA: 2.92 (6, 1)	0.2		2	1	0	0	0	0	0	0	0	0	0	2	2	0.00	1.500										
<b>Pat Zachry, R</b> ERA: 4.5 (6, 1)	1.1		7	3	0	0	1	0	0	0	0	0	0	9	9	0.00	2.250										
<b>Jesse Orosco, L</b> ERA: 2.89 (8, 1)	2.0		10	3	2	2	4	1	0	0	0	1	0	17	21	9.00	2.000										

Philadelphia Phillies @ New York Mets  
Shea Stadium, Flushing, NY  
Sun Jul 04 1982, 3:38 AM EDT  
Att: 20,897 - Unknown

AB 40  
R 7  
H 17  
RBI 7  
BB 2  
SO 5  
LOB 21



Batter	1	2	3	4	5	6	7	8	9	AB	R	H	RBI	BB	SO	LOB	BOTTOM										
<b>Mookie Wilson, S</b> OBP: 0.315, SLG: 0.349 (1, 8)										4	0	0	0	0	0	4											
<b>Wally Backman, S</b> OBP: 0.382, SLG: 0.375 (1, 4)										3	1	2	0	1	0	0											
<b>Mike Jorgensen, L</b> OBP: 0.382, SLG: 0.345 (1, 9)										3	0	0	0	1	2	2											
<b>Rusty Staub, L</b> OBP: 0.310, SLG: 0.356 (1, 3)										4	0	0	0	0	1	4											
<b>Gary Rajsich, L</b> OBP: 0.279, SLG: 0.329 (1, 7)										4	1	3	1	0	0	0											
<b>Ron Hodges, L</b> OBP: 0.307, SLG: 0.439 (1, 2)										4	0	1	0	0	2	3											
<b>Phil Mankowski, L</b> OBP: 0.167, SLG: 0.167 (1, 5)										4	0	2	0	0	1	2											
<b>Ron Gardenhire, R</b> OBP: 0.275, SLG: 0.294 <b>Bob Bailor, R</b> OBP: 0.339, SLG: 0.365 (9, PH)										2	0	0	1	0	0	1											
<b>Randy Jones, R</b> OBP: 0.290, SLG: 0.160 <b>Ed Lynch, R</b> OBP: 0.347, SLG: 0.395 <b>George Foster, R</b> OBP: 0.347, SLG: 0.395 <b>Tom Hausman, R</b> OBP: 0.306, SLG: 0.461 <b>Pat Zachry, R</b> OBP: 0.296, SLG: 0.346 <b>Joel Youngblood, R</b> OBP: 0.363, SLG: 0.418 <b>Jesse Orosco, R</b> OBP: 0.303, SLG: 0.304 <b>John Stearns, R</b> OBP: 0.303, SLG: 0.418 (1, 1) (3, 1) (5, PH) (6, 1) (6, 1) (7, PH) (8, 1) (9, PH)										0	0	0	0	0	0	0											
<b>Inning Stats</b>	R: 0 E: 0 K: 0 S: 3	H: 0 LOB: 0 BB: 0 P: 3	R: 0 E: 0 K: 0 S: 3	H: 0 LOB: 0 BB: 0 P: 3	R: 0 E: 0 K: 1 S: 6	H: 1 LOB: 0 BB: 0 P: 6	R: 1 E: 0 K: 1 S: 8	H: 3 LOB: 2 BB: 0 P: 8	R: 0 E: 0 K: 3 S: 10	H: 1 LOB: 1 BB: 1 P: 14	R: 0 E: 0 K: 0 S: 3	H: 1 LOB: 1 BB: 1 P: 7	R: 1 E: 0 K: 1 S: 6	H: 2 LOB: 1 BB: 1 P: 10	R: 0 E: 0 K: 0 S: 3	H: 1 LOB: 0 BB: 0 P: 3	1B: 8 2B: 1 3B: 0 HR: 0	SF: 1 SAC: 0 DP: 3 HBP: 0	WP: 0 PB: 0 SB: 1 CS: 0	PA: 36							
<b>PITCHER</b>	IP	WLS	BF	H	R	ER	SO	BB	IBB	HBP	BLK	WP	HR	S	P	ERA	WHIP										
<b>Mike Krukow, R</b> ERA: 2.6 (1, 1)	9.0	W	36	9	2	2	6	3	0	0	0	0	0	45	57	2.00	1.333										

Philadelphia Phillies @ New York Mets  
Shea Stadium, Flushing, NY  
Sun Jul 04 1982, 3:38 AM EDT  
Att: 20,897 - Unknown

AB 32  
R 2  
H 9  
RBI 2  
BB 3  
SO 6  
LOB 18





Batter	1	2	3	4	5	6	7	8	9	AB	R	H	RBI	BB	SO	LOB	TOP					
Johnnie LeMaster, R (1.6) OBP: 0.253, SLG: 0.273	1-3		F4		FC5-4		F4		L3	5	0	0	0	0	0	1						
Duane Kuiper, L (1.4) OBP: 0.350, SLG: 0.368	6-3				6-3		K			4	0	1	0	0	1	1						
Chili Davis, S (1.8) OBP: 0.329, SLG: 0.423	F7		K				4-3			4	1	1	0	0	1	1						
Jack Clark, R (1.9) OBP: 0.350, SLG: 0.474		5-3								3	2	2	0	1	0	0						
Milt May, L (1.2) OBP: 0.345, SLG: 0.411					4-3					4	0	2	1	0	0	2						
Darrell Evans, L (1.3) OBP: 0.353, SLG: 0.431					K					2	0	0	1	1	1	2						
Max Venable, L (1.7) OBP: 0.241, SLG: 0.308					L3					4	0	0	0	0	1	4						
Tom O'Malley, L (1.5) OBP: 0.335, SLG: 0.333			K							3	0	0	0	1	1	2						
Bill Laskey, R (1.1) OBP: 0.114, SLG: 0.061			K							3	0	0	0	1	1	2						
<b>Inning Stats</b>	R: 0 E: 0 K: 0 S: 3	H: 0 LOB: 0 BB: 0 P: 3	R: 0 E: 0 K: 1 S: 6	H: 1 LOB: 2 BB: 1 P: 10	R: 0 E: 0 K: 2 S: 8	H: 1 LOB: 1 BB: 0 P: 8	R: 0 E: 0 K: 1 S: 6	H: 1 LOB: 1 BB: 0 P: 6	R: 0 E: 0 K: 0 S: 3	H: 0 LOB: 1 BB: 1 P: 7	R: 2 E: 1 K: 0 S: 5	H: 2 LOB: 2 BB: 2 P: 13	R: 0 E: 0 K: 1 S: 5	H: 0 LOB: 0 BB: 0 P: 5	R: 1 E: 0 K: 1 S: 6	H: 1 LOB: 0 BB: 0 P: 6	R: 0 E: 0 K: 0 S: 3	H: 0 LOB: 0 BB: 0 P: 3	1B: 4 2B: 1 3B: 1 HR: 0	SF: 1 SAC: 0 DP: 0 HBP: 0	WP: 0 PB: 0 SB: 1 CS: 0	PA: 37
<b>PITCHER</b>	IP	WLS	BF	H	R	ER	SO	BB	IBB	HBP	BLK	WP	HR	S	P	ERA	WHIP					
Dick Ruthven, R (1.1) ERA: 3.36	6.0	L	27	5	2	1	4	3	1	0	0	0	0	31	47	1.50	1.333					
Ron Reed, R (7.1) ERA: 3.33	2.0		7	1	1	1	2	0	0	0	0	0	0	11	11	4.50	0.500					
Tug McGraw, L (9.1) ERA:	1.0		3	0	0	0	0	0	0	0	0	0	0	3	3	0.00	0.000					

San Francisco Giants @ Philadelphia Phillies  
Veterans Stadium, Philadelphia, PA  
Mon Jul 05 1982, 7:05 PM EDT  
Att: 63,501 - Unknown

AB	32
R	3
H	6
RBI	2
BB	4
SO	6
LOB	15



Batter	1	2	3	4	5	6	7	8	9	AB	R	H	RBI	BB	SO	LOB	BOTTOM					
Bob Dernier, R (1.9) OBP: 0.346, SLG: 0.335	F8	FC5-6-4		K				G5-4-3		5	0	0	0	0	1	7						
Pete Rose, S (1.3) OBP: 0.358, SLG: 0.376										3	1	1	0	2	0	0						
Gary Matthews, R (1.7) OBP: 0.348, SLG: 0.444	K									5	0	2	0	0	2	4						
Mike Schmidt, R (1.5) OBP: 0.426, SLG: 0.489	K									5	0	1	0	0	2	3						
Bo Diaz, R (1.2) OBP: 0.364, SLG: 0.517										4	0	1	1	0	1	3						
Gary Maddox, R (1.8) OBP: 0.321, SLG: 0.452										3	0	1	0	1	0	3						
Manny Trillo, R (1.4) OBP: 0.311, SLG: 0.304										3	0	1	0	1	0	1						
Ivan De Jesus, R (1.6) OBP: 0.306, SLG: 0.303										3	0	1	0	0	0	4						
Dick Ruthven, R (1.1) OBP: 0.056, SLG: 0.057										2	0	0	0	0	1	4						
Greg Gross, L (6, PH) OBP: 0.350, SLG: 0.319										0	0	0	0	0	1	0						
Ron Reed, R (7.1) OBP: 0.286, SLG: 0.500										0	0	0	0	0	0	0						
George Vukovich, L (8, PH) OBP: 0.301, SLG: 0.395										1	0	0	0	0	0	1						
Tug McGraw, R (9.1) ERA:										0	0	0	0	0	0	0						
<b>Inning Stats</b>	R: 0 E: 0 K: 2 S: 7	H: 0 LOB: 1 BB: 1 P: 11	R: 0 E: 0 K: 0 S: 4	H: 1 LOB: 3 BB: 2 P: 12	R: 0 E: 0 K: 0 S: 5	H: 2 LOB: 2 BB: 0 P: 5	R: 0 E: 0 K: 2 S: 8	H: 1 LOB: 1 BB: 0 P: 8	R: 1 E: 1 K: 0 S: 7	H: 2 LOB: 3 BB: 2 P: 7	R: 0 E: 0 K: 0 S: 4	H: 0 LOB: 0 BB: 2 P: 12	R: 0 E: 0 K: 1 S: 6	H: 1 LOB: 1 BB: 0 P: 6	R: 0 E: 0 K: 0 S: 3	H: 1 LOB: 0 BB: 0 P: 3	R: 0 E: 0 K: 1 S: 5	H: 0 LOB: 0 BB: 0 P: 5	1B: 7 2B: 1 3B: 0 HR: 0	SF: 0 SAC: 1 DP: 1 HBP: 0	WP: 0 PB: 0 SB: 2 CS: 0	PA: 40
<b>PITCHER</b>	IP	WLS	BF	H	R	ER	SO	BB	IBB	HBP	BLK	WP	HR	S	P	ERA	WHIP					
Bill Laskey, R (1.1) ERA: 2.44	9.0	W	40	8	1	1	7	5	0	0	0	0	0	49	69	1.00	1.444					

San Francisco Giants @ Philadelphia Phillies  
Veterans Stadium, Philadelphia, PA  
Mon Jul 05 1982, 7:05 PM EDT  
Att: 63,501 - Unknown

AB	34
R	1
H	8
RBI	1
BB	5
SO	7
LOB	30





Batter	1	2	3	4	5	6	7	8	9	AB	R	H	RBI	BB	SO	LOB	TOP								
Johnnie LeMaster, R (1.6) OBP: 0.250, SLG: 0.269	5-3		K			F9		6-3		4	0	0	0	0	1	1	San Francisco Giants @ Philadelphia Phillies Veterans Stadium, Philadelphia, PA Tue Jul 06 1982, 7:05 PM EDT Att: 22,470 - Unknown								
Duane Kuiper, L (1.4) OBP: 0.380, SLG: 0.358	4-3			F7		4-3		1-3		4	0	0	0	0	0	0									
Chili Davis, S (1.8) OBP: 0.331, SLG: 0.427	K			F9			1B	1B		4	1	2	0	0	1	0									
Jack Clark, R (1.9) OBP: 0.349, SLG: 0.471		1-3		6-3			6-3	1B		4	0	1	0	0	0	1									
Milt May, L (1.2) OBP: 0.343, SLG: 0.408		L3			3-1		1B	F9		4	1	1	1	0	0	2									
Reggie Smith, S (1.3) OBP: 0.318, SLG: 0.388		F9			1B		1B			3	0	1	0	1	1	0									
Max Venable, L (1.7) OBP: 0.232, SLG: 0.296			F3							2	0	0	0	0	1	1									
Champ Summers, L (7, PH) OBP: 0.313, SLG: 0.375				K			F8			1	0	0	0	0	0	2									
Jim Wohlford, R (7.7) OBP: 0.324, SLG: 0.358								K		1	0	0	0	0	1	0									
Tom O'Malley, L (1.5) OBP: 0.339, SLG: 0.338				K				G3		4	0	2	1	0	1	1									
Alan Fowlkes, R (1.1) OBP: 0.222, SLG: 0.176				SH1-4						1	0	0	0	0	0	0									
Joe Morgan, L (7, PH) OBP: 0.393, SLG: 0.395			SH1-4			4-3				1	0	0	0	0	0	2									
Fred Breining, R (7.1) OBP: 0.444, SLG: 0.375							F2			0	0	0	0	0	0	0									
<b>Inning Stats</b>	R: 0 E: 0 K: 1 S: 5	H: 0 LOB: 0 BB: 0 P: 5	R: 0 E: 0 K: 0 S: 3	H: 0 LOB: 0 BB: 0 P: 3	R: 0 E: 0 K: 1 S: 6	H: 1 LOB: 1 BB: 0 P: 6	R: 0 E: 0 K: 0 S: 3	H: 0 LOB: 0 BB: 0 P: 3	R: 0 E: 0 K: 2 S: 8	H: 1 LOB: 1 BB: 0 P: 8	R: 0 E: 0 K: 0 S: 3	H: 0 LOB: 0 BB: 0 P: 3	R: 2 E: 0 K: 0 S: 6	H: 3 LOB: 2 BB: 1 P: 10	R: 0 E: 0 K: 0 S: 5	H: 2 LOB: 2 BB: 0 P: 5	R: 0 E: 0 K: 2 S: 7	H: 0 LOB: 0 BB: 0 P: 7	1B: 6 2B: 1 3B: 0 HR: 0	SF: 0 SAC: 1 DP: 0 HBP: 0	WP: 0 PB: 0 SB: 0 CS: 0	PA: 35			
<b>PITCHER</b>	IP	WLS	BF	H	R	ER	SO	BB	IBB	HBP	BLK	WP	HR	S	P	ERA	WHIP								
Larry Christenson, R (1.1) ERA: 3.45	6.2		26	5	2	2	4	1	0	0	0	0	0	33	37	2.70	0.900								
Sparky Lyle, L (7.1) ERA: 3.56	1.1	W	6	2	0	0	0	0	0	0	0	0	0	6	6	0.00	1.500								
Tug McGraw, L (9.1) ERA:	1.0	S	3	0	0	0	2	0	0	0	0	0	0	7	7	0.00	0.000								

Batter	1	2	3	4	5	6	7	8	9	AB	R	H	RBI	BB	SO	LOB	BOTTOM								
Bob Dernier, R (1.9) OBP: 0.346, SLG: 0.335	5-3		E S 1B		F5			SH1-4		3	1	1	0	0	0	1	San Francisco Giants @ Philadelphia Phillies Veterans Stadium, Philadelphia, PA Tue Jul 06 1982, 7:05 PM EDT Att: 22,470 - Unknown								
Pete Rose, S (1.3) OBP: 0.360, SLG: 0.376	6-3		1B			4-3		1B BB IBB		3	0	1	1	1	0	0									
Gary Matthews, R (1.7) OBP: 0.350, SLG: 0.453						F9		1B		3	1	1	1	1	0	1									
Tug McGraw, R (9.1)	HR		1-3					1B BB 2-3		0	0	0	0	0	0	0									
Mike Schmidt, R (1.5) OBP: 0.420, SLG: 0.480	6-3					5-3		F2		4	0	0	0	0	1	3									
Bo Diaz, R (1.2) OBP: 0.365, SLG: 0.515		F7				K		FC3-6 BB		3	0	1	1	1	1	0									
Garry Maddox, R (1.8) OBP: 0.314, SLG: 0.441		6-3			F9			FC3-6 1-2		4	0	0	0	0	0	4									
Manny Trillo, R (1.4) OBP: 0.308, SLG: 0.300			K					F5		3	0	0	0	0	2	1									
Ivan De Jesus, R (1.6) OBP: 0.306, SLG: 0.304					F8			F9		3	0	1	0	0	0	1									
Larry Christenson, R (1.1) OBP: 0.077, SLG: 0.128										2	0	0	0	0	2	1									
Sparky Lyle, L (7.1) OBP: 0.667, SLG: 0.500										0	0	0	0	0	0	0									
Greg Gross, L (8, PH) OBP: 0.358, SLG: 0.329										1	1	1	0	0	0	0									
<b>Inning Stats</b>	R: 1 E: 0 K: 0 S: 4	H: 1 LOB: 0 BB: 0 P: 4	R: 0 E: 0 K: 1 S: 5	H: 0 LOB: 0 BB: 0 P: 5	R: 1 E: 0 K: 1 S: 7	H: 2 LOB: 1 BB: 0 P: 7	R: 0 E: 0 K: 2 S: 7	H: 0 LOB: 0 BB: 0 P: 7	R: 0 E: 0 K: 2 S: 8	H: 1 LOB: 1 BB: 0 P: 8	R: 0 E: 0 K: 0 S: 3	H: 0 LOB: 0 BB: 0 P: 3	R: 0 E: 0 K: 0 S: 3	H: 0 LOB: 1 BB: 1 P: 7	R: 1 E: 0 K: 0 S: 5	H: 2 LOB: 2 BB: 2 P: 13	R: 1 E: 0 K: 0 S: 5	H: 2 LOB: 3 BB: 2 P: 13	1B: 5 2B: 0 3B: 0 HR: 1	SF: 0 SAC: 1 DP: 0 HBP: 0	WP: 0 PB: 0 SB: 2 CS: 0	PA: 33			
<b>PITCHER</b>	IP	WLS	BF	H	R	ER	SO	BB	IBB	HBP	BLK	WP	HR	S	P	ERA	WHIP								
Alan Fowlkes, R (1.1) ERA: 5.49	6.0		22	4	2	2	6	0	0	0	0	0	0	34	34	3.00	0.667								
Fred Breining, R (7.1) ERA: 3.43	2.0	L	11	2	1	1	0	2	1	0	0	0	0	8	20	4.50	2.000								

AB	33
R	2
H	7
RBI	2
BB	1
SO	6
LOB	10









Batter	1	2	3	4	5	6	7	8	9	AB	R	H	RBI	BB	SO	LOB	TOP										
Gene Richards, L (1,7) OBP: 0.344, SLG: 0.363 Alan Wiggins, S (9,7) OBP: 0.320, SLG: 0.310	E6 HR	6-3				F6			F8	4	1	0	0	1	0	2	<b>San Diego Padres @ Philadelphia Phillies</b> Veterans Stadium, Philadelphia, PA Thu Jul 08 1982, 7:05 PM EDT Att: 24,765 - Unknown <a href="http://livebaseballscorecards.com">livebaseballscorecards.com</a>										
Tim Flannery, L (1,4) OBP: 0.314, SLG: 0.318	F7		F7	3-1		4-3			1-3	5	0	0	0	0	0	3											
Garry Templeton, S (1,6) OBP: 0.296, SLG: 0.394	K2-3								6-3	4	1	1	1	1	2	1											
Ruppert Jones, L (1,8) OBP: 0.420, SLG: 0.496	HR					3-1			4-3	3	1	1	2	1	0	0											
Sixto Lezcano, R (1,9) OBP: 0.365, SLG: 0.431	6-3		5-3			3-1			5-3	4	0	0	0	0	0	1											
Terry Kennedy, L (1,2) OBP: 0.299, SLG: 0.477									K	4	1	3	0	0	1	0											
Broderick Perkins, L (1,3) OBP: 0.362, SLG: 0.370									6-3	3	0	1	0	1	0	1											
Luis Salazar, R (1,5) OBP: 0.271, SLG: 0.349									5-3	3	1	2	2	1	0	2											
John Montefusco, R (1,1) OBP: 0.139, SLG: 0.088 Dave Dravecky, R (7,1) Kurt Bevacqua, R (6,PH) Eric Show, R (8,1) OBP: 0.091, SLG: 0.091	SH1-4								6-3	2	0	0	0	0	1	1											
										0	0	0	0	0	0	0											
										0	0	0	0	0	0	0											
										0	0	0	0	0	0	0											
<b>Inning Stats</b>	R: 2 E: 1 K: 1 S: 7	H: 1 LOB: 0 BB: 0 P: 7	R: 0 E: 0 K: 0 S: 4	H: 2 LOB: 2 BB: 1 P: 8	R: 0 E: 0 K: 0 S: 2	H: 0 LOB: 1 BB: 2 P: 10	R: 1 E: 0 K: 1 S: 7	H: 2 LOB: 2 BB: 1 P: 11	R: 1 E: 0 K: 0 S: 5	H: 2 LOB: 0 BB: 0 P: 9	R: 0 E: 0 K: 0 S: 3	H: 0 LOB: 0 BB: 0 P: 3	R: 0 E: 0 K: 1 S: 5	H: 0 LOB: 0 BB: 0 P: 5	R: 1 E: 0 K: 1 S: 6	H: 1 LOB: 0 BB: 0 P: 6	R: 0 E: 0 K: 0 S: 3	H: 0 LOB: 0 BB: 0 P: 3	1B: 4 2B: 1 3B: 0 HR: 3	SF: 0 SAC: 1 DP: 0 HBP: 0	WP: 0 PB: 0 SB: 5 CS: 1	PA: 39					
<b>PITCHER</b>	IP	WLS	BF	H	R	ER	SO	BB	IBB	HBP	BLK	WP	HR	S	P	ERA	WHIP										
Mike Krukow, R (1,1) ERA: 2.64	5.0	L	26	7	4	2	2	4	1	0	0	0	2	25	45	3.60	2.200										
Ed Farmer, R (6,1) ERA: 7.25	2.0		6	0	0	0	1	0	0	0	0	0	0	8	8	0.00	0.000										
Sid Monge, L (8,1) ERA: 3.86	2.0		7	1	1	1	1	0	0	0	0	0	1	9	9	4.50	0.500										

Batter	1	2	3	4	5	6	7	8	9	AB	R	H	RBI	BB	SO	LOB	BOTTOM										
Bob Dernier, R (1,9) OBP: 0.347, SLG: 0.333	F8		4-3							4	0	1	1	0	0	1	<b>San Diego Padres @ Philadelphia Phillies</b> Veterans Stadium, Philadelphia, PA Thu Jul 08 1982, 7:05 PM EDT Att: 24,765 - Unknown <a href="http://livebaseballscorecards.com">livebaseballscorecards.com</a>										
Pete Rose, S (1,3) OBP: 0.357, SLG: 0.373									1B	4	0	1	0	0	1	3											
Gary Matthews, R (1,7) OBP: 0.347, SLG: 0.456	5-3		6-3						F9	4	0	1	0	0	0	1											
Mike Schmidt, R (1,5) OBP: 0.426, SLG: 0.489									1B	2	0	0	0	2	1	1											
Bo Diaz, R (1,2) OBP: 0.362, SLG: 0.514	K								6-3	4	0	0	0	0	1	3											
Gary Maddox, R (1,8) OBP: 0.305, SLG: 0.428									F8	4	0	0	0	0	0	0											
Manny Trillo, R (1,4) OBP: 0.313, SLG: 0.312									1-3	3	2	1	0	0	0	0											
Ivan De Jesus, R (1,6) OBP: 0.304, SLG: 0.303									F8	3	1	1	1	1	0	1											
Mike Krukow, R (1,1) OBP: 0.225, SLG: 0.250 George Vukovich, L (5,PH) Ed Farmer, R (6,1) Greg Gross, L (7,PH) Sid Monge, S (8,1)	F3								2B	1	0	0	0	0	0	1											
										1	0	1	1	0	0	0											
										0	0	0	0	0	0	0											
										0	0	0	0	1	0	0											
										0	0	0	0	0	0	0											
<b>Inning Stats</b>	R: 0 E: 0 K: 1 S: 6	H: 1 LOB: 2 BB: 1 P: 10	R: 1 E: 0 K: 0 S: 4	H: 2 LOB: 0 BB: 0 P: 4	R: 0 E: 0 K: 1 S: 5	H: 0 LOB: 0 BB: 0 P: 5	R: 0 E: 0 K: 0 S: 2	H: 0 LOB: 0 BB: 1 P: 6	R: 1 E: 0 K: 0 S: 4	H: 1 LOB: 1 BB: 1 P: 8	R: 0 E: 0 K: 0 S: 3	H: 1 LOB: 0 BB: 0 P: 3	R: 1 E: 0 K: 0 S: 4	H: 1 LOB: 2 BB: 1 P: 9	R: 0 E: 0 K: 1 S: 5	H: 0 LOB: 0 BB: 0 P: 5	R: 0 E: 0 K: 0 S: 3	H: 0 LOB: 0 BB: 0 P: 3	1B: 3 2B: 3 3B: 0 HR: 0	SF: 0 SAC: 0 DP: 2 HBP: 1	WP: 0 PB: 0 SB: 0 CS: 0	PA: 35					
<b>PITCHER</b>	IP	WLS	BF	H	R	ER	SO	BB	IBB	HBP	BLK	WP	HR	S	P	ERA	WHIP										
John Montefusco, R (1,1) ERA: 3.98	6.2	W	28	6	3	3	2	4	0	1	0	0	0	27	44	4.05	1.500										
Dave Dravecky, L (7,1) ERA: 3.39	0.1		1	0	0	0	0	0	0	0	0	0	0	1	1	0.00	0.000										
Eric Show, R (8,1) ERA: 1.98	2.0	S	6	0	0	0	1	0	0	0	0	0	0	8	8	0.00	0.000										







Batter	1	2	3	4	5	6	7	8	9	AB	R	H	RBI	BB	SO	LOB	TOP					
Steve Sax, R OBP: 0.340, SLG: 0.333 (1,4)	F9		F8		F9			G6-4-3 BB		3	0	0	0	1	0	1	Los Angeles Dodgers @ Philadelphia Phillies Veterans Stadium, Philadelphia, PA Sat Jul 10 1982, 7:05 PM EDT Att: 41,268 - Unknown					
Pedro Guerrero, R OBP: 0.343, SLG: 0.515 (1,8)	6-3			HR	K			G6-4-3 1-2		4	1	1	1	0	1	2						
Dusty Baker Jr., R OBP: 0.350, SLG: 0.490 (1,7)	F9			F7					6-3	4	0	0	0	0	0	0						
Ron Cey, R OBP: 0.335, SLG: 0.416 (1,5)		6-3		K					6-3	4	0	0	0	0	1	0						
Rick Monday, L OBP: 0.409, SLG: 0.542 (1,9)		HR		BB 1B				F8		4	1	2	1	0	1	0						
Mike Marshall, R OBP: 0.459, SLG: 0.710 (1,3)	6-3			FC5-4 BB				4-3		2	0	0	0	1	0	0						
Steve Yeager, R OBP: 0.336, SLG: 0.358 (1,2)	K			FC5-4 1-2				5-3		3	0	0	0	0	1	2						
Bill Russell, R OBP: 0.357, SLG: 0.313 (1,6)			F7					4-3		2	0	0	0	1	0	0						
Bob Welch, R OBP: 0.200, SLG: 0.191 (1,1)			F8					F9		2	0	0	0	0	1	1						
Steve Garvey, R OBP: 0.273, SLG: 0.404 (8, PH)					K					1	0	0	0	0	0	0						
Tom Niedenfuer, R (8, 1)										0	0	0	0	0	0	0						
<b>Inning Stats</b>	R: 0 E: 0 K: 0 S: 3	H: 0 LOB: 0 BB: 0 P: 3	R: 1 E: 0 K: 1 S: 6	H: 1 LOB: 0 BB: 0 P: 6	R: 0 E: 0 K: 0 S: 3	H: 0 LOB: 0 BB: 0 P: 3	R: 1 E: 0 K: 1 S: 7	H: 2 LOB: 2 BB: 1 P: 11	R: 0 E: 0 K: 2 S: 7	H: 0 LOB: 1 BB: 1 P: 11	R: 0 E: 0 K: 0 S: 3	H: 0 LOB: 0 BB: 0 P: 3	R: 0 E: 0 K: 0 S: 3	H: 0 LOB: 0 BB: 0 P: 3	R: 0 E: 0 K: 1 S: 5	H: 0 LOB: 0 BB: 0 P: 5	R: 0 E: 0 K: 1 S: 5	H: 0 LOB: 0 BB: 0 P: 5	1B: 1 2B: 0 3B: 0 HR: 2	SF: 0 SAC: 0 DP: 1 HBP: 0	WP: 0 PB: 0 SB: 0 CS: 0	PA: 32
<b>PITCHER</b> Dick Ruthven, R ERA: 3.26 (1,1)	IP: 9.0 WLS: W BF: 32 H: 3 R: 2 ER: 2 SO: 5 BB: 3 IBB: 0 HBP: 0 BLK: 1 WP: 0 HR: 2 S: 39 P: 51 ERA: 2.00 WHIP: 0.667															<b>PITCHER</b>						

Batter	1	2	3	4	5	6	7	8	9	AB	R	H	RBI	BB	SO	LOB	BOTTOM					
Pete Rose, S OBP: 0.353, SLG: 0.369 (1,3)	6-3		4-3		4-3			1-3		4	0	0	0	0	0	0	Los Angeles Dodgers @ Philadelphia Phillies Veterans Stadium, Philadelphia, PA Sat Jul 10 1982, 7:05 PM EDT Att: 41,268 - Unknown					
George Vukovich, L OBP: 0.309, SLG: 0.403 (1,9) (8,7)				BB HR 1B	K			4-3		3	1	1	0	1	1	0						
Gary Matthews, R OBP: 0.347, SLG: 0.460 (1,7)				F9						3	1	1	1	1	1	2						
Bob Dernier, R OBP: 0.347, SLG: 0.345 (8,9)	K			BB				HR		0	0	0	0	0	0	0						
Mike Schmidt, R OBP: 0.436, SLG: 0.502 (1,5)	K			HR BB				BB		1	1	0	0	3	1	1						
Bo Diaz, R OBP: 0.355, SLG: 0.512 (1,2)		4-3		HR 1B				F9		4	1	1	3	0	1	3						
Garry Maddox, R OBP: 0.306, SLG: 0.434 (1,8)		1-3		CS 1B				F9		4	0	1	0	0	0	0						
Manny Trillo, R OBP: 0.311, SLG: 0.310 (1,4)		6-3		S 1B				1-3		4	0	1	0	0	0	0						
Ivan De Jesus, R OBP: 0.305, SLG: 0.299 (1,6)			F9					F8		2	0	0	0	2	0	0						
Dick Ruthven, R OBP: 0.051, SLG: 0.053 (1,1)			K		K					3	0	0	0	0	3	3						
<b>Inning Stats</b>	R: 0 E: 0 K: 2 S: 7	H: 0 LOB: 1 BB: 1 P: 11	R: 0 E: 0 K: 0 S: 3	H: 0 LOB: 0 BB: 0 P: 3	R: 0 E: 0 K: 1 S: 5	H: 0 LOB: 0 BB: 0 P: 5	R: 3 E: 0 K: 1 S: 8	H: 4 LOB: 2 BB: 2 P: 16	R: 0 E: 0 K: 1 S: 5	H: 0 LOB: 2 BB: 2 P: 13	R: 0 E: 1 K: 1 S: 5	H: 0 LOB: 1 BB: 1 P: 9	R: 1 E: 0 K: 1 S: 6	H: 1 LOB: 1 BB: 1 P: 10	R: 0 E: 0 K: 0 S: 3	H: 0 LOB: 0 BB: 0 P: 3	R: 0 E: 0 K: 0 S: 3	H: 0 LOB: 0 BB: 0 P: 3	1B: 3 2B: 0 3B: 0 HR: 2	SF: 0 SAC: 0 DP: 0 HBP: 0	WP: 0 PB: 0 SB: 1 CS: 1	PA: 35
<b>PITCHER</b> Bob Welch, R ERA: 3.58 (1,1)	IP: 7.0 WLS: L BF: 32 H: 5 R: 4 ER: 4 SO: 7 BB: 7 IBB: 0 HBP: 0 BLK: 0 WP: 0 HR: 2 S: 39 P: 67 ERA: 5.14 WHIP: 1.714															<b>PITCHER</b>						
Tom Niedenfuer, R ERA: 4.5 (8,1)	IP: 1.0 WLS: L BF: 3 H: 0 R: 0 ER: 0 SO: 0 BB: 0 IBB: 0 HBP: 0 BLK: 0 WP: 0 HR: 0 S: 3 P: 3 ERA: 0.00 WHIP: 0.000															<b>PITCHER</b>						

AB	29
R	2
H	3
RBI	2
BB	3
SO	5
LOB	6



AB	28
R	4
H	5
RBI	4
BB	7
SO	7
LOB	9





Batter	1	2	3	4	5	6	7	8	9	AB	R	H	RBI	BB	SO	LOB	TOP										
Steve Sax, R OBP: 0.341, SLG: 0.340 (1, 4)	5-3		1B 2B		4-3		2B		5-3	5	1	2	0	0	0	1											
Ron Roenicke, S OBP: 0.333, SLG: 0.292 (1, 8)	HBP		1B BB		4-3		F8			2	0	0	0	1	0	1											
Dusty Baker Jr., R OBP: 0.352, SLG: 0.488 (1, 7)	E5 G1-4-3		CS 1B		FC1-4 BB		L4			3	0	1	2	1	0	2											
Ron Cey, R OBP: 0.331, SLG: 0.410 (1, 5)	G1-4-3		F9		FC1-4				F6	4	0	0	0	0	5												
Pedro Guerrero, R OBP: 0.341, SLG: 0.522 (1, 9)		6-3		HR		F9		K		4	1	1	1	0	1	0											
Mike Marshall, R OBP: 0.439, SLG: 0.686 (1, 3)	5-3			K		3-1 2B		K		4	0	1	0	0	2	0											
Mike Scioscia, L Jorge Orta, L OBP: 0.276, SLG: 0.337 (9, PH)	4-3		4-3 BB		3-1			F8		2	0	0	0	1	0	1	AB 33										
Bill Russell, R OBP: 0.355, SLG: 0.311 (1, 6)			5-3	4-3		5-3				4	0	1	0	0	2		R 3										
Fernando Valenzuela, L Steve Garvey, R Vicente Romo, R Rick Monday, L OBP: 0.155, SLG: 0.127 OBP: 0.272, SLG: 0.403 OBP: 0.250, SLG: 0.250 OBP: 0.407, SLG: 0.538 (7, PH) (7, PH) (9, PH)			2B 1B	5-3		5-3			F5	2	1	1	0	0	0	1	H 7										
										1	0	0	0	0	0	0	RBI 3										
										1	0	0	0	0	0	0	BB 3										
										1	0	0	0	0	0	1	SO 3										
										1	0	0	0	0	1		LOB 14										
<b>Inning Stats</b>	R: 0 E: 1 K: 0 S: 3	H: 0 LOB: 1 BB: 0 P: 4	R: 0 E: 0 K: 0 S: 3	H: 0 LOB: 0 BB: 0 P: 3	R: 2 E: 0 K: 0 S: 5	H: 3 LOB: 1 BB: 1 P: 9	R: 1 E: 0 K: 1 S: 6	H: 1 LOB: 1 BB: 1 P: 10	R: 0 E: 0 K: 0 S: 4	H: 0 LOB: 1 BB: 0 P: 7	R: 0 E: 0 K: 0 S: 4	H: 1 LOB: 1 BB: 0 P: 4	R: 0 E: 0 K: 2 S: 7	H: 0 LOB: 0 BB: 0 P: 7	R: 0 E: 0 K: 0 S: 4	H: 1 LOB: 1 BB: 0 P: 4	1B: 3 2B: 3 3B: 0 HR: 1	SF: 0 SAC: 0 DP: 1 HBP: 1	WP: 0 PB: 0 SB: 1 CS: 1	PA: 37							
<b>PITCHER</b>	IP	WLS	BF	H	R	ER	SO	BB	IBB	HBP	BLK	WP	HR	S	P	ERA	WHIP										
Larry Christenson, R ERA: 3.47 Ron Reed, R ERA: 3.09	(1, 1) (8, 1)	7.0 2.0	W S	30 7	6 1	3 0	1 2	3 0	0 0	1 0	0 0	0 0	1 0	28 11	41 11	3.86 0.00	1.286 0.500										

Los Angeles Dodgers @ Philadelphia Phillies  
Veterans Stadium, Philadelphia, PA  
Sun Jul 11 1982, 3:33 AM EDT  
Att: 48,773 - Unknown

AB 33  
R 3  
H 7  
RBI 3  
BB 3  
SO 3  
LOB 14




Batter	1	2	3	4	5	6	7	8	9	AB	R	H	RBI	BB	SO	LOB	BOTTOM										
Bob Dernier, R OBP: 0.346, SLG: 0.344 (1, 9)	4-3		K	2H 1B		K				4	0	1	1	0	2	2											
Pete Rose, S OBP: 0.352, SLG: 0.367 (1, 3)	4-3		WP 1B	F9		CS	G3			4	0	1	0	0	0	1											
Gary Matthews, R Greg Gross, L OBP: 0.346, SLG: 0.458 OBP: 0.381, SLG: 0.329 (1, 7) (8, 7)	K		WP 1B	L4		4-3				4	0	1	1	0	1	0											
Mike Schmidt, R OBP: 0.437, SLG: 0.498 (1, 5)		F8	1-2 2-3 IBB	6-3		CS BB				2	0	0	0	2	0	0											
Bo Diaz, R OBP: 0.354, SLG: 0.507 (1, 2)		1-3	P5	BB		CS	5-3			3	0	0	0	1	0	3											
Gary Maddox, R OBP: 0.299, SLG: 0.425 (1, 8)		F3	F9	BB		F8	F5			4	0	0	0	0	4												
Manny Trillo, R OBP: 0.314, SLG: 0.313 (1, 4)			E6 3B	K		WP SH1-4 CS 1B	BB 1B			4	1	2	0	0	1	0	AB 30										
Ivan De Jesus, R OBP: 0.311, SLG: 0.307 (1, 6)			E 3B	S 1B BB		P1	BB			2	2	1	1	2	0	1	R 4										
Larry Christenson, R Ron Reed, R OBP: 0.073, SLG: 0.122 OBP: 0.250, SLG: 0.429 (1, 1) (8, 1)			E5 1B 1B	K		SH1-4	K			2	1	0	0	0	1	1	H 6										
										1	0	0	0	0	1	2	RBI 3										
										2	1	0	0	0	1	1	BB 5										
										2	1	0	0	0	1	1	SO 6										
										1	0	0	0	0	1	2	LOB 14										
<b>Inning Stats</b>	R: 0 E: 0 K: 1 S: 5	H: 0 LOB: 0 BB: 0 P: 5	R: 0 E: 0 K: 0 S: 3	H: 0 LOB: 0 BB: 0 P: 3	R: 3 E: 2 K: 1 S: 10	H: 3 LOB: 3 BB: 1 P: 14	R: 1 E: 0 K: 2 S: 8	H: 1 LOB: 1 BB: 1 P: 12	R: 0 E: 0 K: 0 S: 3	H: 0 LOB: 1 BB: 1 P: 7	R: 0 E: 0 K: 1 S: 6	H: 1 LOB: 0 BB: 0 P: 6	R: 0 E: 0 K: 0 S: 2	H: 0 LOB: 0 BB: 1 P: 6	R: 0 E: 0 K: 1 S: 6	H: 1 LOB: 2 BB: 1 P: 10	1B: 5 2B: 0 3B: 1 HR: 0	SF: 0 SAC: 1 DP: 0 HBP: 0	WP: 2 PB: 0 SB: 1 CS: 2	PA: 38							
<b>PITCHER</b>	IP	WLS	BF	H	R	ER	SO	BB	IBB	HBP	BLK	WP	HR	S	P	ERA	WHIP										
Fernando Valenzuela, L ERA: 2.91 Vicente Romo, R ERA: 3.29	(1, 1) (7, 1)	6.0 2.0	L S	28 8	5 1	4 0	1 1	5 2	0 0	0 0	0 0	0 0	35 8	47 16	1.167 0.00	1.167 1.500											

Los Angeles Dodgers @ Philadelphia Phillies  
Veterans Stadium, Philadelphia, PA  
Sun Jul 11 1982, 3:33 AM EDT  
Att: 48,773 - Unknown

AB 30  
R 4  
H 6  
RBI 3  
BB 5  
SO 6  
LOB 14





Batter	1	2	3	4	5	6	7	8	9	AB	R	H	RBI	BB	SO	LOB	TOP											
<b>Bob Dernier, R</b> OBP: 0.341, SLG: 0.338 (1, 9)	0-0 4-3		0-3 K		0-0 G3		0-0 P4		0-0 G6-4-3	5	0	0	0	0	1	5	<b>Philadelphia Phillies @ San Francisco Giants</b> Candlestick Park, San Francisco, CA Thu Jul 15 1982, 10:05 PM EDT Att: 8,004 - Unknown											
<b>Pete Rose, S</b> OBP: 0.351, SLG: 0.364 (1, 3)	4-0 BB		0-0 5-3		0-0 5-3			0-0 E6 HR		3	1	0	0	1	0	2												
<b>Gary Matthews, R</b> OBP: 0.344, SLG: 0.464 (1, 7)	0-3 K		0-0 F9			0-0 3-1		0-0 HR		4	1	1	2	0	1	1												
<b>Mike Schmidt, R</b> OBP: 0.431, SLG: 0.490 (1, 5)	0-0 F9			0-3 K		0-3 K		0-0 F2		4	0	0	0	0	2	1												
<b>Bo Diaz, R</b> OBP: 0.353, SLG: 0.503 (1, 2)		0-0 5-3 1B		0-0 E5 G5-4-3		0-0 F2		0-0 6-3		4	0	1	0	0	0	0												
<b>Gary Maddox, R</b> OBP: 0.298, SLG: 0.421 (1, 8)		0-0 5-3		0-0 G5-4-3			0-0 4-3		0-0 1B	4	0	1	0	0	0	2												
<b>Manny Trillo, R</b> OBP: 0.316, SLG: 0.313 (1, 4)		0-0 P4			0-0 2B 1B		1-0 1B HBP		0-0 F8	3	0	1	0	0	0	2												
<b>Ivan De Jesus, R</b> OBP: 0.316, SLG: 0.314 (1, 6)		4-0 IBB			0-0 1-3 2B		0-0 1-2 1B		0-0 6-3	3	0	2	0	1	0	0												
<b>Mike Krukow, R</b> OBP: 0.209, SLG: 0.233 <b>Tug McGraw, R</b> (8, 1)	0-0 6-3		0-3 K		0-3 K		0-3 K		0-0 E1 G6-4-3	3	0	0	0	0	2	6												
<b>Inning Stats</b>	R: 0 E: 0 K: 1 S: 5	H: 0 LOB: 1 BB: 1 P: 9	R: 0 E: 0 K: 0 S: 4	H: 1 LOB: 2 BB: 1 P: 8	R: 0 E: 0 K: 1 S: 5	H: 0 LOB: 0 BB: 0 P: 5	R: 0 E: 1 K: 1 S: 5	H: 2 LOB: 2 BB: 0 P: 7	R: 0 E: 0 K: 1 S: 5	H: 0 LOB: 0 BB: 0 P: 5	R: 0 E: 0 K: 1 S: 6	H: 1 LOB: 2 BB: 0 P: 7	R: 2 E: 1 K: 0 S: 6	H: 2 LOB: 1 BB: 0 P: 6	R: 0 E: 1 K: 0 S: 3	H: 0 LOB: 0 BB: 0 P: 3		1B: 4 2B: 1 3B: 0 HR: 1	SF: 0 SAC: 0 DP: 2 HBP: 1	WP: 0 PB: 0 SB: 0 CS: 0	PA: 37							
<b>PITCHER</b>	IP	WLS	BF	H	R	ER	SO	BB	IBB	HBP	BLK	WP	HR	S	P	ERA	WHIP											
<b>Rich Gale, R</b> ERA: 4.15 <b>Greg Minton, R</b> ERA: 1.99	(1, 1)	8.0	L	34	6	2	1	6	1	1	1	0	0	1	43	52	1.12	0.875										

Batter	1	2	3	4	5	6	7	8	9	AB	R	H	RBI	BB	SO	LOB	BOTTOM										
<b>Johnnie LeMaster, R</b> OBP: 0.250, SLG: 0.266 <b>Darrell Evans, L</b> OBP: 0.361, SLG: 0.444 (8, PH) (9, 5)	0-0 L8		0-3 K			0-0 6-3		4-0 FC4-6 BB		3	0	0	0	0	1	0	<b>Philadelphia Phillies @ San Francisco Giants</b> Candlestick Park, San Francisco, CA Thu Jul 15 1982, 10:05 PM EDT Att: 8,004 - Unknown										
<b>Joe Morgan, L</b> OBP: 0.394, SLG: 0.418 <b>Greg Minton, S</b> OBP: 0.200, SLG: 0.300 (1, 4) (9, 1)	0-0 P4			0-0 G5-4-3 1B		0-0 F7		0-0 FC4-6		4	0	1	0	0	0	1											
<b>Chili Davis, S</b> OBP: 0.333, SLG: 0.425 (1, 8)	0-0 G3			0-0 G5-4-3			0-0 1B SF8 1B	0-3 K		4	1	1	0	0	1	2											
<b>Jack Clark, R</b> OBP: 0.356, SLG: 0.471 (1, 9)		4-0 PB BB		4-0 WP S BB			0-0 BB 1B 1B		0-0 P6	2	0	1	0	2	0	0											
<b>Reggie Smith, S</b> OBP: 0.335, SLG: 0.423 (1, 3)		0-0 F8		0-3 K			0-0 BB			3	0	1	0	1	1	2											
<b>Milt May, L</b> OBP: 0.329, SLG: 0.417 (1, 2)		0-0 F8			0-3 K		0-0 SF8		0-0 P4	3	0	0	1	0	1	2											
<b>Champ Summers, L</b> OBP: 0.333, SLG: 0.394 <b>Max Venable, L</b> OBP: 0.210, SLG: 0.267 (7, PR) (8, 7)		0-0 F8			4-0 7-1-3 BB		4-0 G6-4-3 BB		0-0 F3	1	0	0	0	2	0	1											
<b>Jim Wohlford, R</b> OBP: 0.326, SLG: 0.358 (9, PH) <b>Tom O'Malley, L</b> OBP: 0.333, SLG: 0.329 <b>Guy Suliarez, R</b> OBP: 0.288, SLG: 0.273 (9, 6)			0-0 4-3		0-0 7-1-3		0-0 G6-4-3			0	0	0	0	0	0	0											
<b>Rich Gale, R</b> OBP: 0.200, SLG: 0.250 <b>Duane Kuiper, L</b> OBP: 0.371, SLG: 0.345 (8, PH) (9, 4)			0-3 K		0-3 K		0-3 K		0-3 K	2	0	0	0	0	2	0											
<b>Inning Stats</b>	R: 0 E: 0 K: 0 S: 3	H: 0 LOB: 0 BB: 0 P: 3	R: 0 E: 0 K: 0 S: 3	H: 0 LOB: 1 BB: 1 P: 7	R: 0 E: 0 K: 2 S: 7	H: 0 LOB: 0 BB: 0 P: 7	R: 0 E: 0 K: 1 S: 5	H: 1 LOB: 1 BB: 1 P: 9	R: 0 E: 0 K: 1 S: 4	H: 0 LOB: 0 BB: 1 P: 8	R: 0 E: 0 K: 1 S: 5	H: 0 LOB: 0 BB: 0 P: 5	R: 1 E: 0 K: 0 S: 5	H: 3 LOB: 3 BB: 1 P: 9	R: 0 E: 0 K: 2 S: 7	H: 0 LOB: 1 BB: 1 P: 11	R: 0 E: 0 K: 0 S: 3	H: 0 LOB: 1 BB: 1 P: 7	1B: 4 2B: 1 3B: 0 HR: 0	SF: 1 SAC: 0 DP: 3 HBP: 0	WP: 1 PB: 1 SB: 1 CS: 0	PA: 34					
<b>PITCHER</b>	IP	WLS	BF	H	R	ER	SO	BB	IBB	HBP	BLK	WP	HR	S	P	ERA	WHIP										
<b>Mike Krukow, R</b> ERA: 2.56 <b>Tug McGraw, L</b> ERA: 1.69	(1, 1)	7.1	W	28	4	1	1	6	5	0	0	0	0	7	11	0.00	0.600										





Batter	1	2	3	4	5	6	7	8	9	AB	R	H	RBI	BB	SO	LOB	TOP										
<b>Pete Rose, S</b> OBP: 0.347, SLG: 0.360 (1, 3)	0-0 6-3 ①			0-0 4-3 ①		0-0 5-3 ②		0-0 F7 ②		4	0	0	0	0	0	1	Philadelphia Phillies @ San Francisco Giants Candlestick Park, San Francisco, CA Fri Jul 16 1982, 10:05 PM EDT Att: 7,720 - Unknown										
<b>George Vukovich, L</b> OBP: 0.315, SLG: 0.402 (1, 9) (9, 7)	0-0 CS 1B			0-0 P3 ②		4-0 BB		0-3 K ③		3	0	1	0	1	1	1											
<b>Gary Matthews, R</b> OBP: 0.343, SLG: 0.462 (1, 7)	0-3 K ②			0-0 F2 ③		0-0 F9 ③			0-0 5-3 1B	4	0	1	0	0	1	2											
<b>Bob Demier, R</b> OBP: 0.341, SLG: 0.338 (9, 9)	1-2 K									0	0	0	0	0	0	0											
<b>Mike Schmidt, R</b> OBP: 0.432, SLG: 0.490 (1, 5)		0-0 G4-6-3 1B			0-0 G3 PB 1B			0-3 K ①		4	1	2	0	0	1	1											
<b>Bo Diaz, R</b> OBP: 0.352, SLG: 0.500 (1, 2)		0-0 G4-6-3 1-2			0-0 G3 1-3			0-0 FC5-4 1B		4	0	1	0	0	1	3											
<b>Gary Maddox, R</b> OBP: 0.297, SLG: 0.417 (1, 8)		0-0 L8			0-0 1-3 1B			0-0 FC5-4 S 1-2		4	0	1	1	0	0	2											
<b>Manny Trillo, R</b> OBP: 0.313, SLG: 0.309 (1, 4)			0-0 3-1 ①		0-0 1-3 ②			0-0 G3 ③		3	0	0	0	0	0	2											
<b>Ivan De Jesus, R</b> OBP: 0.316, SLG: 0.312 (1, 6)			0-3 K ②		0-0 1-3 ③			4-0 SH5-4 BB		2	0	0	0	1	1	1											
<b>Steve Carlton, L</b> OBP: 0.222, SLG: 0.315 (1, 1)			0-0 1-3 ③			0-0 4-3 ①		0-0 SH5-4 ①		2	0	0	0	0	0	0											
<b>Inning Stats</b>	R: 0 E: 0 K: 1 S: 5	H: 1 LOB: 0 BB: 0 P: 5	R: 0 E: 0 K: 0 S: 3	H: 1 LOB: 0 BB: 0 P: 3	R: 0 E: 0 K: 1 S: 5	H: 0 LOB: 0 BB: 0 P: 5	R: 0 E: 0 K: 0 S: 3	H: 0 LOB: 0 BB: 0 P: 3	R: 1 E: 0 K: 0 S: 5	H: 2 LOB: 1 BB: 0 P: 5	R: 0 E: 0 K: 0 S: 3	H: 0 LOB: 1 BB: 1 P: 7	R: 0 E: 0 K: 1 S: 6	H: 1 LOB: 1 BB: 0 P: 6	R: 0 E: 0 K: 1 S: 5	H: 0 LOB: 1 BB: 1 P: 9	R: 0 E: 0 K: 1 S: 6	H: 1 LOB: 1 BB: 0 P: 6	1B: 6 2B: 0 3B: 0 HR: 0	SF: 0 SAC: 1 DP: 1 HBP: 0	WP: 0 PB: 1 SB: 1 CS: 1	PA: 33					
<b>PITCHER</b>	IP	WLS	BF	H	R	ER	SO	BB	IBB	HBP	BLK	WP	HR	S	P	ERA	WHIP										
<b>Bill Laskey, R</b> ERA: 2.63 (1, 1)	8.0	L	29	5	1	1	4	2	0	0	0	0	0	35	43	1.12	0.875										
<b>Jim Barr, R</b> ERA: 3.0 (9, 1)	1.0		4	1	0	0	1	0	0	0	0	0	0	6	6	0.00	1.000										

Batter	1	2	3	4	5	6	7	8	9	AB	R	H	RBI	BB	SO	LOB	BOTTOM										
<b>Johnnie LeMaster, R</b> OBP: 0.250, SLG: 0.266 (1, 6)	0-0 F8 ①		0-0 FC3-6 1B		0-0 5-3 ② ③			0-0 5-3 ③		4	0	1	0	0	0	1	Philadelphia Phillies @ San Francisco Giants Candlestick Park, San Francisco, CA Fri Jul 16 1982, 10:05 PM EDT Att: 7,720 - Unknown										
<b>Joe Morgan, L</b> OBP: 0.392, SLG: 0.415 (1, 4)	0-0 1B		0-0 FC3-6 WP 1-2			0-0 4-3 ①		0-0 4-3 ①		4	0	1	0	0	0	1											
<b>Chili Davis, S</b> OBP: 0.330, SLG: 0.421 (1, 8)	0-0 L8 ②		0-3 K ③		0-0 L9 ②			0-3 K ②		4	0	0	0	0	2	2											
<b>Jack Clark, R</b> OBP: 0.352, SLG: 0.464 (1, 9)	0-0 F2 ③			0-0 5-3 ①		0-0 P4 ③		0-0 F7 ③		4	0	0	0	0	0	1											
<b>Reggie Smith, S</b> OBP: 0.341, SLG: 0.420 (1, 3)		4-0 FC6-4 BB		4-0 FC6-3 BB			0-0 F8 ①			1	0	0	0	2	0	0											
<b>Jim Wehford, R</b> OBP: 0.322, SLG: 0.353 (1, 7)		0-0 FC6-4 PB 1-2		0-0 FC6-3 1-2			0-0 F8 ②			3	0	0	0	0	0	2											
<b>Bob Brenly, R</b> OBP: 0.330, SLG: 0.372 (1, 2)		4-0 G4-6-3 BB		0-3 K ③			0-0 F8 ③			2	0	0	0	1	1	1											
<b>Tom O'Malley, L</b> OBP: 0.333, SLG: 0.330 (1, 5)		0-0 G4-6-3 1-2			0-0 CS 1B			0-0 3-1 ①		3	0	1	0	0	0	2											
<b>Bill Laskey, R</b> OBP: 0.135, SLG: 0.086 (1, 1)			0-3 K ①		0-0 CS 1B			0-3 K ②		2	0	1	0	0	1	0											
<b>Darrell Evans, L</b> OBP: 0.360, SLG: 0.442 (8, PH)					0-0 CS 1B					1	0	0	0	0	1	0											
<b>Jim Barr, R</b> OBP: 0.214, SLG: 0.286 (9, 1)					1-2 CS 1B					0	0	0	0	0	0	0											
<b>Inning Stats</b>	R: 0 E: 0 K: 0 S: 4	H: 1 LOB: 1 BB: 2 P: 4	R: 0 E: 0 K: 0 S: 2	H: 0 LOB: 1 BB: 2 P: 10	R: 0 E: 0 K: 2 S: 8	H: 1 LOB: 1 BB: 0 P: 8	R: 0 E: 0 K: 1 S: 5	H: 0 LOB: 1 BB: 1 P: 9	R: 0 E: 0 K: 0 S: 3	H: 2 LOB: 0 BB: 0 P: 3	R: 0 E: 0 K: 0 S: 3	H: 0 LOB: 0 BB: 0 P: 3	R: 0 E: 0 K: 0 S: 3	H: 0 LOB: 0 BB: 0 P: 3	R: 0 E: 0 K: 1 S: 5	H: 0 LOB: 0 BB: 0 P: 5	R: 0 E: 0 K: 1 S: 5	H: 0 LOB: 0 BB: 0 P: 5	1B: 4 2B: 0 3B: 0 HR: 0	SF: 0 SAC: 0 DP: 1 HBP: 0	WP: 1 PB: 1 SB: 0 CS: 2	PA: 31					
<b>PITCHER</b>	IP	WLS	BF	H	R	ER	SO	BB	IBB	HBP	BLK	WP	HR	S	P	ERA	WHIP										
<b>Steve Carlton, L</b> ERA: 3.47 (1, 1)	9.0	W	31	4	0	0	5	3	0	0	0	1	0	38	50	0.00	0.778										









Batter	1	2	3	4	5	6	7	8	9	AB	R	H	RBI	BB	SO	LOB	TOP			
<b>Bob Dernier, R</b> OBP: 0.336, SLG: 0.334 (1, 8)										4	1	1	0	0	1	3	<b>Philadelphia Phillies @ San Francisco Giants</b> Candlestick Park, San Francisco, CA Sun Jul 18 1982, 6:33 AM EDT Att: 15,657 - Unknown			
<b>Pete Rose, S</b> OBP: 0.351, SLG: 0.364 (1, 3)										4	0	2	1	0	0	3				
<b>Gary Matthews, R</b> OBP: 0.340, SLG: 0.455 <b>Greg Gross, L</b> OBP: 0.388, SLG: 0.338 (1, 7) (9, 7)										4	0	1	0	0	0	2				
<b>Mike Schmidt, R</b> OBP: 0.431, SLG: 0.512 (1, 5)										0	0	0	0	0	0	0				
<b>Bo Diaz, R</b> OBP: 0.350, SLG: 0.493 (1, 2)										4	1	1	2	0	1	1				
<b>Bill Robinson, R</b> OBP: 0.287, SLG: 0.424 (1, 9)										4	0	1	0	0	1	0				
<b>Manny Trillo, R</b> OBP: 0.319, SLG: 0.314 (1, 4)										4	0	2	0	0	0	1				
<b>Ivan De Jesus, R</b> OBP: 0.323, SLG: 0.320 (1, 6)										4	1	2	0	0	0	1				
<b>Larry Christenson, R</b> OBP: 0.071, SLG: 0.119 <b>Tug McGraw, R</b> (1, 1) (9, 1)										1	0	0	0	0	0	2				
<b>Inning Stats</b>	R: 2 E: 0 K: 0 S: 5	H: 2 LOB: 0 BB: 0 P: 5	R: 0 E: 1 K: 0 S: 4	H: 1 LOB: 1 BB: 0 P: 4	R: 0 E: 0 K: 1 S: 6	H: 1 LOB: 0 BB: 0 P: 6	R: 0 E: 0 K: 0 S: 3	H: 1 LOB: 0 BB: 0 P: 3	R: 1 E: 0 K: 0 S: 5	H: 3 LOB: 2 BB: 0 P: 5	R: 0 E: 0 K: 1 S: 5	H: 2 LOB: 2 BB: 0 P: 5	R: 0 E: 0 K: 2 S: 7	H: 0 LOB: 0 BB: 0 P: 7	R: 0 E: 0 K: 0 S: 3	H: 0 LOB: 0 BB: 0 P: 3	1B: 8 2B: 1 3B: 0 HR: 1	SF: 0 SAC: 2 DP: 2 HBP: 0	WP: 0 PB: 0 SB: 0 CS: 0	PA: 35
<b>PITCHER</b> <b>Atlee Hammaker, L</b> ERA: 4.15 (1, 1)	IP: 9.0 WLS: W BF: 35 H: 10 R: 3 ER: 3 SO: 4 BB: 0 IBB: 0 HBP: 0 BLK: 0 WP: 0 HR: 1 S: 43 P: 43 ERA: 3.00 WHIP: 1.111																			

Batter	1	2	3	4	5	6	7	8	9	AB	R	H	RBI	BB	SO	LOB	BOTTOM					
<b>Joe Morgan, L</b> OBP: 0.399, SLG: 0.435 (1, 4)										4	1	1	1	0	1	0	<b>Philadelphia Phillies @ San Francisco Giants</b> Candlestick Park, San Francisco, CA Sun Jul 18 1982, 6:33 AM EDT Att: 15,657 - Unknown					
<b>Johnnie LeMaster, R</b> OBP: 0.253, SLG: 0.206 <b>Darrell Evans, L</b> OBP: 0.352, SLG: 0.435 <b>Guy Sularz, R</b> OBP: 0.288, SLG: 0.273 (1, 6) (8, PH) (9, 6)										3	0	0	0	0	2	0						
<b>Chili Davis, S</b> OBP: 0.324, SLG: 0.412 (1, 8)										4	1	1	0	0	0	0						
<b>Jack Clark, R</b> OBP: 0.363, SLG: 0.468 (1, 9)										3	1	3	1	1	0	0						
<b>Reggie Smith, S</b> OBP: 0.346, SLG: 0.415 <b>Max Venable, L</b> OBP: 0.210, SLG: 0.267 (1, 3) (9, PR)										3	0	1	0	1	0	1						
<b>Milt May, L</b> OBP: 0.325, SLG: 0.409 (1, 2)										4	0	1	0	0	1	2						
<b>Champ Summers, L</b> OBP: 0.325, SLG: 0.385 <b>Jim Wohlford, R</b> OBP: 0.322, SLG: 0.353 (1, 7) (9, PH)										3	0	1	0	0	1	2						
<b>Tom O'Malley, L</b> OBP: 0.337, SLG: 0.330 (1, 5)										3	0	0	0	1	0	3						
<b>Atlee Hammaker, S</b> OBP: 0.061, SLG: 0.061 <b>Duane Kuiper, L</b> OBP: 0.378, SLG: 0.353 (1, 1) (9, PH)										3	0	0	0	0	0	4						
<b>Inning Stats</b>	R: 0 E: 0 K: 1 S: 5	H: 0 LOB: 0 BB: 0 P: 5	R: 0 E: 0 K: 0 S: 4	H: 2 LOB: 3 BB: 2 P: 12	R: 2 E: 0 K: 0 S: 5	H: 3 LOB: 0 BB: 0 P: 5	R: 0 E: 0 K: 0 S: 4	H: 1 LOB: 1 BB: 0 P: 4	R: 0 E: 0 K: 2 S: 7	H: 0 LOB: 0 BB: 0 P: 7	R: 0 E: 0 K: 0 S: 3	H: 1 LOB: 0 BB: 0 P: 3	R: 0 E: 0 K: 1 S: 5	H: 0 LOB: 0 BB: 0 P: 5	R: 0 E: 0 K: 0 S: 3	H: 0 LOB: 0 BB: 0 P: 3	R: 2 E: 1 K: 1 S: 7	H: 2 LOB: 2 BB: 1 P: 11	1B: 8 2B: 0 3B: 0 HR: 1	SF: 0 SAC: 0 DP: 1 HBP: 0	WP: 0 PB: 0 SB: 1 CS: 1	PA: 36
<b>PITCHER</b> <b>Larry Christenson, R</b> ERA: 3.48 <b>Tug McGraw, L</b> ERA: 2.13 (1, 1) (9, 1)	IP: 8.0 WLS: L BF: 32 H: 8 R: 4 ER: 3 SO: 4 BB: 2 IBB: 1 HBP: 0 BLK: 0 WP: 0 HR: 1 S: 37 P: 49 ERA: 3.38 WHIP: 1.250																					



Batter	1	2	3	4	5	6	7	8	9	AB	R	H	RBI	BB	SO	LOB	TOP										
<b>Bob Dernier, R</b> OBP: 0.337, SLG: 0.333 (1, 8)	L4		1B	6-3		F8		S BB		4	1	1	0	1	0	3	<b>Philadelphia Phillies @ San Diego Padres</b> <b>Jack Murphy Stadium, San Diego, CA</b> Mon Jul 19 1982, 10:05 PM EDT Att: 33,558 - Unknown										
<b>Pete Rose, S</b> OBP: 0.352, SLG: 0.364 (1, 3)	1-3		1B	6-3				F8		5	2	2	0	0	0	2											
<b>Gary Matthews, R</b> OBP: 0.339, SLG: 0.452 (1, 7)	P4		S 1B G3			K			L8	5	1	1	2	0	2	1											
<b>Mike Schmidt, R</b> OBP: 0.431, SLG: 0.521 (1, 5)		HR	F9			L8			K	5	1	2	1	0	1	2											
<b>Bo Diaz, R</b> OBP: 0.351, SLG: 0.502 (1, 2)		HR	G3 1B			P6			K	5	1	2	2	0	2	2											
<b>Bill Robinson, R</b> OBP: 0.288, SLG: 0.431 (1, 9)		HR	G3							3	0	1	1	0	1	1											
<b>George Vukovich, L</b> OBP: 0.324, SLG: 0.412 (7, PH) (7, 9)	K		G3			E 2B		1-3 2-H	2B	1	0	1	1	0	0	0											
<b>Manny Trillo, R</b> OBP: 0.315, SLG: 0.309 (1, 4)			F8	4-3		K			K	4	0	0	0	0	2	4											
<b>Ivan De Jesus, R</b> OBP: 0.322, SLG: 0.317 (1, 6)	1-6-3					E4 SH1-3			4-3	3	0	0	0	1	0	1											
<b>Mike Krukow, R</b> OBP: 0.209, SLG: 0.233 (1, 1)						SH1-3			6-3	0	0	0	0	0	0	0											
<b>Sid Monge, S</b> (2, 1)										2	1	0	0	1	1	1											
<b>Sparky Lyle, L</b> OBP: 0.667, SLG: 0.500 (8, 1)			1B							0	0	0	0	0	0	0											
<b>Ron Reed, R</b> OBP: 0.250, SLG: 0.429 (8, 1)			1B							0	0	0	0	0	0	0											
<b>Inning Stats</b>	R: 0 E: 0 K: 0 S: 3	H: 0 LOB: 0 BB: 0 P: 3	R: 2 E: 0 K: 1 S: 7	H: 2 LOB: 0 BB: 0 P: 7	R: 4 E: 0 K: 0 S: 7	H: 4 LOB: 1 BB: 1 P: 11	R: 0 E: 0 K: 1 S: 5	H: 0 LOB: 0 BB: 0 P: 9	R: 0 E: 0 K: 1 S: 5	H: 1 LOB: 2 BB: 0 P: 7	R: 1 E: 0 K: 3 S: 12	H: 3 LOB: 2 BB: 0 P: 12	R: 0 E: 0 K: 0 S: 3	H: 0 LOB: 0 BB: 1 P: 7	R: 0 E: 0 K: 2 S: 7	H: 0 LOB: 0 BB: 0 P: 7	1B: 6 2B: 2 3B: 0 HR: 2	SF: 0 SAC: 1 DP: 0 HBP: 0	WP: 0 PB: 0 SB: 3 CS: 0	PA: 41							
<b>PITCHER</b>	IP	WLS	BF	H	R	ER	SO	BB	IBB	HBP	BLK	WP	HR	S	P	ERA	WHIP										
<b>John Curtis, L</b> ERA: 4.23 (1, 1)	2.0	L	12	5	6	6	1	1	0	0	0	0	2	13	17	27.00	3.000										
<b>Floyd Chiffer, R</b> ERA: 2.52 (3, 1)	2.0		8	1	0	0	1	1	0	0	0	0	0	9	13	0.00	1.000										
<b>Eric Show, R</b> ERA: 2.04 (5, 1)	4.0		18	4	1	1	5	1	0	0	0	0	0	27	31	2.25	1.250										
<b>Luis DeLeon, R</b> ERA: 1.74 (9, 1)	1.0		3	0	0	0	2	0	0	0	0	0	0	7	7	0.00	0.000										

Batter	1	2	3	4	5	6	7	8	9	AB	R	H	RBI	BB	SO	LOB	BOTTOM										
<b>Gene Richards, L</b> OBP: 0.351, SLG: 0.371 (1, 7)	1B			L6			F8			4	1	2	0	1	0	0	<b>Philadelphia Phillies @ San Diego Padres</b> <b>Jack Murphy Stadium, San Diego, CA</b> Mon Jul 19 1982, 10:05 PM EDT Att: 33,558 - Unknown										
<b>Tim Flannery, L</b> OBP: 0.328, SLG: 0.337 (1, 4)	SH1-4			P6			F7			2	1	1	1	1	0	0											
<b>Joe Pittman, R</b> OBP: 0.278, SLG: 0.288 (7, PH) (8, 4)	SH1-4							1-3		1	0	0	0	0	0	0											
<b>Ruppert Jones, L</b> OBP: 0.405, SLG: 0.472 (8, PH)	SF8									1	0	0	0	0	0	2											
<b>Luis DeLeon, R</b> OBP: 0.200, SLG: 0.222 (9, 1)	1B									0	0	0	0	0	0	0											
<b>Gary Templeton, S</b> OBP: 0.288, SLG: 0.381 (1, 6)	SH1-4						F9			5	0	1	1	0	1	3											
<b>Sixto Lezcano, R</b> OBP: 0.365, SLG: 0.444 (1, 9)	SH1-4									4	1	2	1	0	0	3											
<b>Tony Gwynn, L</b> OBP: 0.400, SLG: 0.750 (1, 8)	SF8			L6						4	1	2	1	0	1	1											
<b>Terry Kennedy, L</b> OBP: 0.300, SLG: 0.457 (1, 2)	3-1									4	1	0	0	1	1	3											
<b>Broderick Perkins, L</b> OBP: 0.354, SLG: 0.366 (1, 3)										4	1	2	0	0	0	2											
<b>Luis Salazar, R</b> OBP: 0.272, SLG: 0.352 (1, 5)										4	0	1	1	0	0	2											
<b>John Curtis, L</b> OBP: 0.273, SLG: 0.333 (1, 1)										1	0	0	0	0	1	2											
<b>Floyd Chiffer, R</b> ERA: 3.92 (3, 1)										0	0	0	0	0	0	0											
<b>Dave Edwards, R</b> OBP: 0.314, SLG: 0.314 (4, PH)										1	0	0	0	0	0	0											
<b>Eric Show, R</b> ERA: 2.04 (5, 1)										1	0	0	0	0	0	0											
<b>Kurt Bevacqua, R</b> OBP: 0.302, SLG: 0.313 (8, PH)										1	0	1	0	0	0	0											
<b>Alan Wiggins, S</b> OBP: 0.208, SLG: 0.208 (8, PH)										0	0	0	0	0	0	0											
<b>John Curtis, L</b> OBP: 0.273, SLG: 0.333 (9, 4)										0	0	0	0	0	0	0											
<b>Inning Stats</b>	R: 2 E: 0 K: 0 S: 6	H: 3 LOB: 1 BB: 0 P: 6	R: 1 E: 0 K: 2 S: 10	H: 3 LOB: 3 BB: 1 P: 14	R: 0 E: 0 K: 1 S: 6	H: 1 LOB: 1 BB: 0 P: 6	R: 0 E: 0 K: 0 S: 3	H: 0 LOB: 0 BB: 0 P: 3	R: 0 E: 0 K: 1 S: 6	H: 1 LOB: 1 BB: 0 P: 6	R: 0 E: 0 K: 1 S: 5	H: 0 LOB: 0 BB: 0 P: 5	R: 0 E: 0 K: 0 S: 3	H: 0 LOB: 0 BB: 0 P: 3	R: 3 E: 0 K: 0 S: 6	H: 3 LOB: 2 BB: 2 P: 14	R: 0 E: 0 K: 0 S: 4	H: 1 LOB: 1 BB: 0 P: 4	1B: 9 2B: 2 3B: 0 HR: 1	SF: 1 SAC: 1 DP: 0 HBP: 0	WP: 0 PB: 0 SB: 1 CS: 0	PA: 42					
<b>PITCHER</b>	IP	WLS	BF	H	R	ER	SO	BB	IBB	HBP	BLK	WP	HR	S	P	ERA	WHIP										
<b>Mike Krukow, R</b> ERA: 2.74 (1, 1)	1.1		10	6	3	3	1	0	0	0	0	0	1	29	37	4.76	1.059										
<b>Sid Monge, L</b> ERA: 3.92 (2, 1)	5.2	W	23	4	3	3	4	2	0	0	0	0	0	29	37	4.76	1.059										
<b>Sparky Lyle, L</b> ERA: 3.86 (8, 1)	0.2		4	1	0	0	0	1	0	0	0	0	0	3	7	0.00	3.000										
<b>Ron Reed, R</b> ERA: 2.95 (8, 1)	1.1	S	5	1	0	0	0	0	0	0	0	0	0	5	5	0.00	0.750										





Batter	1	2	3	4	5	6	7	8	9	AB	R	H	RBI	BB	SO	LOB	TOP
Greg Gross, L (1,8) OBP: 0.371, SLG: 0.321	0-0 6-3			0-0 4-3		0-0 G5-4-3			0-0 G1-6-3	4	0	0	0	0	0	3	<b>Philadelphia Phillies @ San Diego Padres</b> Jack Murphy Stadium, San Diego, CA Tue Jul 20 1982, 10:05 PM EDT Att: 16,020 - Unknown <a href="http://livebaseballscorecards.com">livebaseballscorecards.com</a>
Pete Rose, S (1,3) OBP: 0.349, SLG: 0.361	0-0 L7			0-0 G3			0-0 4-3			3	0	0	0	0	0	0	
Gary Matthews, R (1,7) OBP: 0.336, SLG: 0.448	0-0 3-1			0-0 F9			0-0 L6			3	0	0	0	0	0	0	
Mike Schmidt, R (1,5) OBP: 0.427, SLG: 0.515		0-0 5-3			0-0 5-3			0-3 K		3	0	0	0	0	1	0	
Bo Diaz, R (1,2) OBP: 0.351, SLG: 0.500		0-0 L3			0-0 G4-6-3 1B			0-0 5-3		3	0	1	0	0	0	0	
George Vukovich, L (1,9) OBP: 0.318, SLG: 0.403		0-0 G3			0-0 G4-6-3			0-0 E5 G6-3		3	0	0	0	0	0	1	
Manny Trillo, R (1,4) OBP: 0.312, SLG: 0.306			0-0 F3			0-0 E4 1B 6-3		0-0 G6-3		3	0	0	0	0	0	1	
Ivan De Jesus, R (1,6) OBP: 0.322, SLG: 0.315			0-3 K			0-0 6-3		4-0 G1-6-3 BB		2	0	0	0	1	1	1	
Steve Carlton, L (1,1) OBP: 0.228, SLG: 0.316			0-0 F8			0-0 G5-4-3 1B		0-0 F7		3	0	1	0	0	0	1	
<b>Inning Stats</b>	R: 0 E: 0 K: 0 S: 3	H: 0 LOB: 0 BB: 0 P: 3	R: 0 E: 0 K: 0 S: 3	H: 0 LOB: 0 BB: 0 P: 3	R: 0 E: 0 K: 0 S: 5	H: 0 LOB: 0 BB: 0 P: 5	R: 0 E: 0 K: 0 S: 3	H: 1 LOB: 0 BB: 0 P: 3	R: 0 E: 0 K: 0 S: 4	H: 1 LOB: 1 BB: 0 P: 4	R: 0 E: 0 K: 0 S: 5	H: 0 LOB: 0 BB: 0 P: 5	R: 0 E: 0 K: 0 S: 3	H: 0 LOB: 0 BB: 1 P: 6	1B: 2 2B: 0 3B: 0 HR: 0	SF: 0 SAC: 0 DP: 4 HBP: 0	WP: 0 PA: 28 PB: 0 SB: 0 CS: 0
<b>PITCHER</b>	IP WLS BF H R ER SO BB IBB HBP BLK WP HR S P ERA WHIP																
John Montefusco, R (1,1) ERA: 4.01	7.0 W 22 2 0 0 2 0 0 0 0 0 0 26 26 0.00 0.286																
Luis DeLeon, R (8,1) ERA: 1.68	2.0 S 6 0 0 0 0 1 0 0 0 0 0 5 9 0.00 0.500																

Batter	1	2	3	4	5	6	7	8	9	AB	R	H	RBI	BB	SO	LOB	BOTTOM		
Gene Richards, L (1,7) OBP: 0.346, SLG: 0.366	0-0 3-1		0-0 4-3		0-3 K		0-3 K			4	0	0	0	0	2	4	<b>Philadelphia Phillies @ San Diego Padres</b> Jack Murphy Stadium, San Diego, CA Tue Jul 20 1982, 10:05 PM EDT Att: 16,020 - Unknown <a href="http://livebaseballscorecards.com">livebaseballscorecards.com</a>		
Luis DeLeon, R (8,1) OBP: 0.200, SLG: 0.222			0-3 K		0-3 K			0-0 CS 1B		4	0	2	0	0	2	2			
Joe Pittman, R (1,4) OBP: 0.293, SLG: 0.304	0-0 2B 1B		0-3 K		0-3 K			0-0 1B		4	0	1	0	0	1	1			
Garry Templeton, S (1,6) OBP: 0.287, SLG: 0.382	0-0 1-2 2B		0-0 5-3		0-0 5-3		0-0 5-3	0-3 K		4	0	1	0	0	1	1			
Sixto Lezcano, R (1,9) OBP: 0.364, SLG: 0.440	0-3 K		0-0 5-3		0-0 6-3			4-0 BB		3	0	0	0	1	1	1			
Tony Gwynn, L (1,8) OBP: 0.222, SLG: 0.375		0-3 K		0-0 F9		0-0 5-3		0-0 F8		4	0	0	0	0	1	1			
Terry Kennedy, L (1,2) OBP: 0.301, SLG: 0.465		0-0 HR		0-0 F8		0-0 G3				3	1	1	1	0	0	0			
Luis Salazar, R (1,5) OBP: 0.276, SLG: 0.358	0-0 1-3		0-0 E 1B		0-0 FC1-6 2B					3	1	2	0	0	0	0			
Broderick Perkins, L (1,3) OBP: 0.349, SLG: 0.361	0-0 F7		0-0 E6 1-2		0-0 FC1-6 BLK					3	0	0	0	0	0	2			
John Montefusco, R (1,1) OBP: 0.128, SLG: 0.081			0-3 K		0-0 E1 1-2 2H		4-0 IBB			2	0	0	0	0	1	1			
Kurt Bevacqua, R (7, PH) OBP: 0.333, SLG: 0.313										0	0	0	0	1	0	0			
Alan Wiggins, S (8,7) OBP: 0.308, SLG: 0.298										0	0	0	0	0	0	0			
<b>Inning Stats</b>	R: 0 E: 0 K: 1 S: 6	H: 2 LOB: 1 BB: 0 P: 6	R: 1 E: 0 K: 1 S: 6	H: 1 LOB: 0 BB: 0 P: 6	R: 0 E: 0 K: 2 S: 7	H: 0 LOB: 0 BB: 0 P: 7	R: 0 E: 0 K: 0 S: 3	H: 0 LOB: 0 BB: 0 P: 3	R: 1 E: 2 K: 2 S: 10	H: 1 LOB: 2 BB: 0 P: 10	R: 0 E: 0 K: 0 S: 3	H: 0 LOB: 0 BB: 0 P: 3	R: 0 E: 0 K: 1 S: 6	H: 1 LOB: 2 BB: 1 P: 10	R: 0 E: 0 K: 1 S: 5	H: 1 LOB: 1 BB: 1 P: 9	1B: 3 2B: 2 3B: 0 HR: 1	SF: 0 SAC: 0 DP: 0 HBP: 0	WP: 0 PA: 32 PB: 0 SB: 0 CS: 1
<b>PITCHER</b>	IP WLS BF H R ER SO BB IBB HBP BLK WP HR S P ERA WHIP																		
Steve Carlton, L (1,1) ERA: 3.35	8.0 L 32 6 2 1 8 1 1 0 1 0 1 46 54 1.12 0.875																		



Batter	1	2	3	4	5	6	7	8	9	AB R H RBI BB SO LOB	TOP													
Bob Dernier, R (1, 8) OBP: 0.335, SLG: 0.341	4-3		5-3		F7		HR		5-3	5 1 1 2 0 0 2	<b>Philadelphia Phillies @ San Diego Padres</b> Jack Murphy Stadium, San Diego, CA Wed Jul 21 1982, 10:05 PM EDT Att: 16,984 - Unknown <a href="http://livebaseballscorecards.com">livebaseballscorecards.com</a>													
Pete Rose, S (1, 3) OBP: 0.350, SLG: 0.360	6-3			HR 1B	BB		4-3		6-3	4 1 1 0 1 0 0														
Gary Matthews, R (1, 7) OBP: 0.334, SLG: 0.444	K			HR 1B	F2		4-3		4-3	5 1 1 0 0 1 2														
Mike Schmidt, R (1, 5) OBP: 0.428, SLG: 0.527 Dave Roberts, R (8, 5) OBP: 0.233, SLG: 0.214		K		HR		F8		HR 1B		4 2 2 3 0 1 0 0 0 0 0 0 0 0														
Bo Diaz, R (1, 2) OBP: 0.349, SLG: 0.506		L8		F7		P4		HR		4 1 1 2 0 0 0														
Bill Robinson, R (1, 9) OBP: 0.289, SLG: 0.438 George Vukovich, L (8, PH) OBP: 0.322, SLG: 0.415		F7		F9						3 0 1 0 0 0 0 1 0 1 0 0 0 0														
Manny Trillo, R (1, 4) OBP: 0.308, SLG: 0.302			6-3	K		F9			K	4 0 0 0 0 2 2														
Ivan De Jesus, R (1, 6) OBP: 0.318, SLG: 0.311			F8		P4		F7		6-3	4 0 0 0 0 0 1														
Dick Ruthven, R (1, 1) OBP: 0.111, SLG: 0.136							E6 HR 1B		K	4 1 3 0 0 1 1														
<b>Inning Stats</b>	R: 0 E: 0 K: 1 S: 5	H: 0 LOB: 0 BB: 0 P: 5	R: 0 E: 0 K: 1 S: 5	H: 0 LOB: 0 BB: 0 P: 5	R: 0 E: 0 K: 0 S: 4	H: 1 LOB: 1 BB: 0 P: 4	R: 3 E: 0 K: 1 S: 8	H: 3 LOB: 0 BB: 0 P: 8	R: 0 E: 0 K: 0 S: 4	H: 1 LOB: 2 BB: 1 P: 8		R: 2 E: 1 K: 0 S: 5	H: 2 LOB: 0 BB: 0 P: 5	R: 2 E: 0 K: 2 S: 10	H: 3 LOB: 1 BB: 0 P: 10	R: 0 E: 0 K: 0 S: 3	H: 0 LOB: 0 BB: 0 P: 3	1B: 5 2B: 3 3B: 0 HR: 3	SF: 0 SAC: 0 DP: 0 HBP: 0	WP: 0 PB: 0 SB: 0 CS: 0	PA: 39			
<b>PITCHER</b>	IP WLS BF H R ER SO BB IBB HBP BLK WP HR S P ERA WHIP											<b>PITCHER</b>	IP WLS BF H R ER SO BB IBB HBP BLK WP HR S P ERA WHIP											
Tim Lollar, L (1, 1) ERA: 3.01	7.0	L	30	8	5	5	3	1	0	0	0	0	0	0	2	35	39	6.43	1.286					
Floyd Chiffer, R (8, 1) ERA: 2.77	2.0		9	3	2	2	2	0	0	0	0	0	0	1	13	13	9.00	1.500						

Batter	1	2	3	4	5	6	7	8	9	AB R H RBI BB SO LOB	BOTTOM													
Gene Richards, L (1, 7) OBP: 0.348, SLG: 0.375			1-3		K			HR 1B SF9 2B		4 1 2 0 0 1 1	<b>Philadelphia Phillies @ San Diego Padres</b> Jack Murphy Stadium, San Diego, CA Wed Jul 21 1982, 10:05 PM EDT Att: 16,984 - Unknown <a href="http://livebaseballscorecards.com">livebaseballscorecards.com</a>													
Tim Flannery, L (1, 4) OBP: 0.327, SLG: 0.335		L7		F7		1-3		SF9 1B		4 0 1 0 0 0 1														
Garry Templeton, S (1, 6) OBP: 0.284, SLG: 0.378		6-3		4-3		4-3		L4		4 0 0 0 0 0 2														
Sixto Lezcano, R (1, 9) OBP: 0.368, SLG: 0.446				HR 1B		HR 1B		SF9		3 0 3 1 0 0 0														
Tony Gwynn, L (1, 8) OBP: 0.231, SLG: 0.333		P1		HR 1B		FC4-6		4-3		4 0 1 0 0 0 3														
Terry Kennedy, L (1, 2) OBP: 0.297, SLG: 0.459		FC3-6 1B		F8		4-3				4 0 0 0 0 0 4														
Broderick Perkins, L (1, 3) OBP: 0.347, SLG: 0.358				4-3				L8		4 0 1 0 0 0 2														
Luis Salazar, R (1, 5) OBP: 0.273, SLG: 0.354					P4		5-3		6-3	4 0 0 0 0 1 2														
Tim Lollar, L (1, 1) OBP: 0.305, SLG: 0.474 Joe Pittman, R (7, PH) OBP: 0.288, SLG: 0.298 Floyd Chiffer, R (8, 1)				4-3					3-1	1 0 0 0 1 0 0 1 0 0 0 0 0 0 0 0 0 0 0 0 0														
<b>Inning Stats</b>	R: 0 E: 0 K: 0 S: 3	H: 1 LOB: 0 BB: 0 P: 3	R: 0 E: 0 K: 1 S: 7	H: 2 LOB: 2 BB: 0 P: 7	R: 0 E: 0 K: 0 S: 3	H: 0 LOB: 0 BB: 0 P: 3	R: 0 E: 0 K: 0 S: 5	H: 2 LOB: 2 BB: 0 P: 5	R: 0 E: 0 K: 1 S: 5	H: 0 LOB: 1 BB: 1 P: 9		R: 0 E: 0 K: 0 S: 4	H: 1 LOB: 1 BB: 0 P: 4	R: 0 E: 0 K: 0 S: 3	H: 0 LOB: 0 BB: 0 P: 3	R: 1 E: 0 K: 0 S: 5	H: 2 LOB: 1 BB: 0 P: 5	R: 0 E: 0 K: 0 S: 3	H: 0 LOB: 0 BB: 0 P: 3	1B: 6 2B: 2 3B: 0 HR: 0	SF: 1 SAC: 0 DP: 0 HBP: 0	WP: 0 PB: 0 SB: 0 CS: 0	PA: 35	
<b>PITCHER</b>	IP WLS BF H R ER SO BB IBB HBP BLK WP HR S P ERA WHIP											<b>PITCHER</b>	IP WLS BF H R ER SO BB IBB HBP BLK WP HR S P ERA WHIP											
Dick Ruthven, R (1, 1) ERA: 3.07	9.0	W	35	8	1	1	2	1	0	0	0	0	0	0	0	38	42	1.00	1.000					



Batter	1	2	3	4	5	6	7	8	9	AB	R	H	RBI	BB	SO	LOB	TOP										
<b>Bob Dernier, R</b> OBP: 0.330, SLG: 0.336 (1, 8)	5-3	K			L7	K		FC6-4		5	0	0	0	0	2	3	<b>Philadelphia Phillies @ Los Angeles Dodgers</b> <b>Dodger Stadium, Los Angeles, CA</b> Fri Jul 23 1982, 7:05 PM PDT Att: 47,684 - Unknown										
<b>Pete Rose, S</b> OBP: 0.348, SLG: 0.356 (1, 3)	5-3		E1 HR			FC6-4		L8		4	1	0	0	1	0	2											
<b>Gary Matthews, R</b> OBP: 0.332, SLG: 0.441 <b>Greg Gross, L</b> OBP: 0.371, SLG: 0.321 (9, 7)			F3		K		G3	5-3		5	0	1	0	0	1	2											
<b>Mike Schmidt, R</b> OBP: 0.430, SLG: 0.537 (1, 5)	P5						F8			4	1	2	2	1	0	1											
<b>Bo Diaz, R</b> OBP: 0.347, SLG: 0.502 (1, 2)		F7	F4		F6			L8		5	0	1	0	0	0	3											
<b>George Vukovich, L</b> OBP: 0.321, SLG: 0.417 (1, 9)		L6	4-3			E9 WP	K			4	1	1	0	0	1	1											
<b>Manny Trillo, R</b> OBP: 0.308, SLG: 0.299 (1, 4)				6-3		F9		4-3		3	1	0	0	1	0	1											
<b>Ivan De Jesus, R</b> OBP: 0.320, SLG: 0.314 (1, 6)				5-3			BLK	6-3		4	1	2	1	0	0	0											
<b>Larry Christenson, R</b> OBP: 0.091, SLG: 0.205 <b>Porfi Altamirano, R</b> OBP: 0.333, SLG: 0.333 <b>Ozzie Virgil, R</b> OBP: 0.353, SLG: 0.429 <b>Ron Reed, R</b> OBP: 0.333, SLG: 0.429 (6, 1)				6-3			FC6-4	FC6-4		2	1	1	2	0	0	0											
<b>Inning Stats</b>	R: 0 E: 0 K: 0 S: 4	H: 1 LOB: 1 BB: 0 P: 4	R: 3 E: 0 K: 1 S: 7	H: 2 LOB: 0 BB: 1 P: 11	R: 2 E: 1 K: 0 S: 5	H: 1 LOB: 0 BB: 0 P: 5	R: 0 E: 0 K: 0 S: 3	H: 0 LOB: 0 BB: 0 P: 3	R: 0 E: 0 K: 1 S: 5	H: 0 LOB: 2 BB: 2 P: 13	R: 1 E: 1 K: 1 S: 7	H: 2 LOB: 2 BB: 1 P: 11	R: 0 E: 0 K: 1 S: 6	H: 1 LOB: 1 BB: 0 P: 6	R: 0 E: 0 K: 0 S: 3	H: 0 LOB: 1 BB: 1 P: 7		R: 0 E: 0 K: 0 S: 4	H: 1 LOB: 1 BB: 0 P: 4	1B: 5 2B: 1 3B: 0 HR: 2	SF: 0 SAC: 0 DP: 0 HBP: 0	WP: 1 PB: 0 SB: 1 CS: 0	PA: 41				
<b>PITCHER</b>	IP	WLS	BF	H	R	ER	SO	BB	IBB	HBP	BLK	WP	HR	S	P	ERA	WHIP										
<b>Dave Stewart, R</b> ERA: 3.96 (1, 1)	5.0	L	23	4	5	4	2	3	0	0	0	0	2	24	36	7.20	1.400										
<b>Steve Shirley, L</b> ERA: 5.4 (6, 1)	0.1		3	2	1	1	0	0	0	0	0	1	0	3	3	27.00	6.000										
<b>Joe Beckwith, R</b> ERA: (6, 1)	0.2		3	0	0	0	1	1	0	0	1	0	0	4	8	0.00	1.500										
<b>Terry Forster, L</b> ERA: 3.83 (7, 1)	2.0		8	1	0	0	1	1	0	0	0	0	0	9	13	0.00	1.000										
<b>Tom Niedenfuer, R</b> ERA: 4.23 (9, 1)	1.0		4	1	0	0	0	0	0	0	0	0	0	4	4	0.00	1.000										
Batter	1	2	3	4	5	6	7	8	9	AB	R	H	RBI	BB	SO	LOB	BOTTOM										
<b>Steve Sax, R</b> OBP: 0.338, SLG: 0.328 (1, 4)	F8		FC4-6		1B 1B BB		K		P3	4	1	0	0	1	1	1	<b>Philadelphia Phillies @ Los Angeles Dodgers</b> <b>Dodger Stadium, Los Angeles, CA</b> Fri Jul 23 1982, 7:05 PM PDT Att: 47,684 - Unknown										
<b>Ken Landreaux, L</b> OBP: 0.374, SLG: 0.418 <b>Ron Roenicke, S</b> OBP: 0.352, SLG: 0.319 (5, 9)	F3		F5		1B 1B		1B 1B		F3	2	0	0	0	0	0	1											
<b>Dusty Baker Jr., R</b> OBP: 0.363, SLG: 0.495 (1, 7)	F8				FC5-4 1B		1B 1B		6-3	5	1	2	1	0	1	1											
<b>Pedro Guerrero, R</b> OBP: 0.353, SLG: 0.533 (5, 8)					K		1B 1B			4	0	3	1	0	1	1											
<b>Ron Cey, R</b> OBP: 0.336, SLG: 0.413 (1, 5)					K		1B 1B			4	0	3	1	0	0	4											
<b>Steve Garvey, R</b> OBP: 0.288, SLG: 0.392 (1, 3)					FC5-4 2B		1B 1B		4-3	4	0	1	1	0	0	4											
<b>Steve Garvey, R</b> OBP: 0.288, SLG: 0.392 (1, 3)					F3		2B		5-3	4	0	1	0	0	0	3											
<b>Mike Scioscia, L</b> OBP: 0.300, SLG: 0.290 (1, 2)					F8				6-3	4	0	1	0	0	0	3											
<b>Bill Russell, R</b> OBP: 0.348, SLG: 0.304 (1, 6)					6-3				6-3	3	0	0	0	1	0	1											
<b>Dave Stewart, R</b> ERA: 3.96 <b>Jorge Orta, L</b> OBP: 0.296, SLG: 0.333 <b>Steve Shirley, L</b> OBP: 0.333, SLG: 0.333 <b>Joe Beckwith, L</b> OBP: 0.333, SLG: 0.333 <b>Rick Monday, L</b> OBP: 0.336, SLG: 0.594 <b>Terry Forster, L</b> OBP: 0.336, SLG: 0.491 <b>Mike Marshall, R</b> OBP: 0.336, SLG: 0.491 <b>Tom Niedenfuer, R</b> ERA: 4.23 (9, 1)					FC4-6 BB		P6		F9	0	0	0	0	0	0	0											
<b>Inning Stats</b>	R: 0 E: 0 K: 0 S: 3	H: 0 LOB: 0 BB: 0 P: 3	R: 0 E: 0 K: 0 S: 4	H: 1 LOB: 1 BB: 0 P: 4	R: 0 E: 0 K: 0 S: 3	H: 0 LOB: 1 BB: 1 P: 7	R: 0 E: 0 K: 1 S: 7	H: 2 LOB: 2 BB: 0 P: 7	R: 3 E: 0 K: 0 S: 7	H: 4 LOB: 2 BB: 1 P: 11	R: 0 E: 0 K: 0 S: 3	H: 1 LOB: 0 BB: 0 P: 3	R: 0 E: 0 K: 2 S: 9	H: 2 LOB: 2 BB: 0 P: 9	R: 0 E: 0 K: 0 S: 3	H: 0 LOB: 1 BB: 1 P: 7	R: 0 E: 0 K: 0 S: 3	H: 0 LOB: 0 BB: 0 P: 3	1B: 9 2B: 1 3B: 0 HR: 0	SF: 0 SAC: 0 DP: 1 HBP: 0	WP: 0 PB: 0 SB: 0 CS: 0	PA: 39					
<b>PITCHER</b>	IP	WLS	BF	H	R	ER	SO	BB	IBB	HBP	BLK	WP	HR	S	P	ERA	WHIP										
<b>Larry Christenson, R</b> ERA: 3.54 (1, 1)	4.2		23	7	3	3	1	2	0	0	0	0	0	23	31	5.79	1.929										
<b>Porfi Altamirano, R</b> ERA: 5.03 (5, 1)	0.1	W	1	0	0	0	0	0	0	0	0	0	0	1	1	0.00	0.000										
<b>Ron Reed, R</b> ERA: 2.76 (6, 1)	4.0	S	15	3	0	0	2	1	0	0	0	0	0	18	22	0.00	1.000										



Batter	1	2	3	4	5	6	7	8	9	AB	R	H	RBI	BB	SO	LOB	TOP										
Bob Dernier, R (1, 8) OBP: 0.328, SLG: 0.332 Greg Gross, L (7, FH) OBP: 0.378, SLG: 0.329 Ozzie Virgil, R (9, FH) OBP: 0.366, SLG: 0.417	0-3 K	0-3 K			0-3 K				0-0 4-3	3	0	0	0	0	3	2	Philadelphia Phillies @ Los Angeles Dodgers Dodger Stadium, Los Angeles, CA Sat Jul 24 1982, 7:05 PM PDT Att: 49,110 - Unknown										
Pete Rose, S (1, 3) OBP: 0.332, SLG: 0.363	0-0 1B E 2B				0-0 1B					4	1	3	0	0	0												
Gary Matthews, R (1, 7) OBP: 0.332, SLG: 0.439	0-0 S 1B				0-3 K					4	0	1	0	0	1	3											
Mike Schmidt, R (1, 5) OBP: 0.428, SLG: 0.531	0-3 K									3	0	0	0	1	2	1											
Bo Diaz, R (1, 2) OBP: 0.343, SLG: 0.495	0-0 6-3									4	0	0	0	0	1	2											
George Vukovich, L (1, 9) OBP: 0.319, SLG: 0.413										4	0	1	0	0	1	0											
Manny Trillo, R (1, 4) OBP: 0.310, SLG: 0.302										4	0	2	0	0	0	1											
Ivan De Jesus, R (1, 6) OBP: 0.323, SLG: 0.318										2	1	1	0	1	1	0											
Marty Bystrom, R (1, 1) Ed Farmer, R (6, 1) Len Matuszek, L (7, PH) Sid Monge, S (7, 1) Porfi Altamirano, R (8, 1) Bill Robinson, R (8, 9) OBP: 0.297, SLG: 0.434	0-0 FC3-5									2	0	0	0	0	0	1		2									
Inning Stats	R: 1 E: 0 K: 2 S: 9	H: 2 LOB: 1 BB: 0 P: 9	R: 0 E: 0 K: 2 S: 8	H: 1 LOB: 2 BB: 1 P: 12	R: 0 E: 0 K: 1 S: 5	H: 0 LOB: 1 BB: 1 P: 9	R: 0 E: 0 K: 1 S: 5	H: 1 LOB: 0 BB: 0 P: 5	R: 0 E: 0 K: 3 S: 10	H: 0 LOB: 0 BB: 0 P: 10	R: 1 E: 0 K: 1 S: 8	H: 3 LOB: 2 BB: 0 P: 8	R: 0 E: 0 K: 1 S: 5	H: 0 LOB: 0 BB: 0 P: 5	R: 0 E: 0 K: 0 S: 4	H: 1 LOB: 1 BB: 0 P: 4		1B: 7 2B: 2 3B: 0 HR: 0	SF: 0 SAC: 1 DP: 1 HBP: 0	WP: 1 PB: 0 SB: 1 CS: 0	PA: 37						
PITCHER	IP	WLS	BF	H	R	ER	SO	BB	IBB	HBP	BLK	WP	HR	S	P	ERA	WHIP										
Bob Welch, R (1, 1) ERA: 3.35 Steve Howe, L (9, 1) ERA: 2.02	8.0	W	33	8	2	1	11	2	0	0	0	1	0	53	61	1.12	1.250										

Batter	1	2	3	4	5	6	7	8	9	AB	R	H	RBI	BB	SO	LOB	BOTTOM											
Steve Sax, R (1, 4) OBP: 0.337, SLG: 0.327	0-0 4-3									4	0	1	0	0	1	0	Philadelphia Phillies @ Los Angeles Dodgers Dodger Stadium, Los Angeles, CA Sat Jul 24 1982, 7:05 PM PDT Att: 49,110 - Unknown											
Rick Monday, L (1, 9) OBP: 0.388, SLG: 0.500 Ron Roenicke, S (8, FR) OBP: 0.352, SLG: 0.319	0-0 4-3									3	0	1	0	1	0	0												
Dusty Baker Jr., R (1, 7) OBP: 0.362, SLG: 0.491 Steve Howe, L (9, 1)	4-0 BB									3	0	0	0	1	0	2												
Pedro Guerrero, R (1, 8) OBP: 0.354, SLG: 0.535	0-0 F7									3	1	1	0	1	0	2												
Ron Cey, R (1, 5) OBP: 0.335, SLG: 0.414										4	1	1	1	0	0	2												
Steve Garvey, R (1, 3) OBP: 0.267, SLG: 0.391										4	1	1	0	0	0	3												
Bill Russell, R (1, 6) OBP: 0.349, SLG: 0.306										2	0	1	1	0	0	0												
Mike Scioscia, L (1, 2) OBP: 0.296, SLG: 0.286										3	0	0	0	0	0	2												
Bob Welch, R (1, 1) ERA: 4.5 Ed Farmer, R (6, 1) ERA: 7.05 Sid Monge, L (7, 1) ERA: 3.63 Porfi Altamirano, R (8, 1) ERA: 4.79	0-0 6-3									3	0	0	0	0	1	2												
Inning Stats	R: 0 E: 0 K: 0 S: 3	H: 0 LOB: 1 BB: 1 P: 7	R: 1 E: 1 K: 0 S: 5	H: 2 LOB: 1 BB: 0 P: 5	R: 0 E: 0 K: 1 S: 5	H: 0 LOB: 0 BB: 0 P: 5	R: 2 E: 0 K: 1 S: 8	H: 2 LOB: 1 BB: 0 P: 8	R: 0 E: 0 K: 0 S: 4	H: 2 LOB: 1 BB: 0 P: 4	R: 0 E: 0 K: 0 S: 3	H: 0 LOB: 0 BB: 0 P: 3	R: 0 E: 0 K: 0 S: 3	H: 0 LOB: 2 BB: 2 P: 11	R: 0 E: 0 K: 0 S: 3	H: 0 LOB: 0 BB: 0 P: 11		1B: 4 2B: 2 3B: 0 HR: 0	SF: 0 SAC: 1 DP: 0 HBP: 0	WP: 1 PB: 0 SB: 0 CS: 0	PA: 33							
PITCHER	IP	WLS	BF	H	R	ER	SO	BB	IBB	HBP	BLK	WP	HR	S	P	ERA	WHIP											
Marty Bystrom, R (1, 1) ERA: 4.5 Ed Farmer, R (6, 1) ERA: 7.05 Sid Monge, L (7, 1) ERA: 3.63 Porfi Altamirano, R (8, 1) ERA: 4.79	5.0	L	22	6	3	3	2	1	0	0	0	1	0	0	0	0	5.40	1.400										





Batter	1	2	3	4	5	6	7	8	9	AB	R	H	RBI	BB	SO	LOB	TOP										
<b>Pete Rose, S</b> OBP: 0.391, SLG: 0.360 (1, 3)	0-0 6-3		0-0 L3			0-0 1-3		4-0 IBB		3	0	0	0	1	0	1	Philadelphia Phillies @ Los Angeles Dodgers Dodger Stadium, Los Angeles, CA Sun Jul 25 1982, 3:33 AM PDT Att: 46,623 - Unknown										
<b>Ivan De Jesus, R</b> OBP: 0.322, SLG: 0.315 (1, 6)	0-0 6-3			0-0 6-3		0-0 1-6-3		4-0 BB		3	0	0	0	1	0	1											
<b>Gary Matthews, R</b> OBP: 0.331, SLG: 0.436 (1, 7)	0-0 4-3			0-0 FC6-4 1B		0-0 1-3		0-0 1-3		4	0	1	0	0	0	4											
<b>Mike Schmidt, R</b> OBP: 0.426, SLG: 0.527 (1, 5)		0-0 FC6-4 1B		0-0 F9			0-0 5-3		0-3 K	4	0	1	0	0	1	1											
<b>Bo Diaz, R</b> OBP: 0.342, SLG: 0.492 (1, 2)		0-3 K		0-0 FC6-4 1-2			0-0 G5-4-3 1B		0-0 L6	4	0	1	0	0	1	2											
<b>Bill Robinson, R</b> OBP: 0.280, SLG: 0.422 <b>George Vukovich, L</b> OBP: 0.317, SLG: 0.410 (8, 9)		0-0 FC6-4 1B			0-3 K		0-0 G5-4-3 1-2		0-0 4-3	3	1	0	0	0	1	2											
<b>Manny Trillo, R</b> OBP: 0.310, SLG: 0.302 (1, 4)		0-0 CS 1B			0-3 K			0-3 K		3	0	1	1	0	2	0											
<b>Bob Demier, R</b> OBP: 0.328, SLG: 0.332 (1, 8)		0-0 CS 1-2	0-0 1-3		0-0 5-3			0-0 S 1B		3	0	1	0	0	0	0											
<b>Steve Carlton, L</b> OBP: 0.233, SLG: 0.333 (1, 1)			0-0 L6			0-0 1-3 2B		0-3 K 1-3		3	0	1	0	0	1	1											
<b>Inning Stats</b>	R: 0 E: 0 K: 0 S: 3	H: 0 LOB: 0 BB: 0 P: 3	R: 1 E: 0 K: 1 S: 6	H: 2 LOB: 0 BB: 0 P: 6	R: 0 E: 0 K: 0 S: 3	H: 0 LOB: 1 BB: 0 P: 3	R: 0 E: 0 K: 0 S: 4	H: 1 LOB: 0 BB: 0 P: 4	R: 0 E: 0 K: 2 S: 7	H: 0 LOB: 0 BB: 0 P: 7	R: 0 E: 0 K: 0 S: 4	H: 1 LOB: 0 BB: 0 P: 4	R: 0 E: 0 K: 0 S: 3	H: 1 LOB: 0 BB: 0 P: 3	R: 0 E: 0 K: 2 S: 8	H: 1 LOB: 2 BB: 2 P: 16	R: 0 E: 0 K: 1 S: 5	H: 0 LOB: 0 BB: 0 P: 5	1B: 5 2B: 1 3B: 0 HR: 0	SF: 0 SAC: 0 DP: 1 HBP: 0	WP: 0 PB: 0 SB: 4 CS: 1	PA: 34					
<b>PITCHER</b>	IP	WLS	BF	H	R	ER	SO	BB	IBB	HBP	BLK	WP	HR	S	P	ERA	WHIP										
<b>Jerry Reuss, L</b> ERA: 3.1 <b>Steve Howe, L</b> ERA: 1.99	(1, 1)	8.0	L	30	6	1	1	5	1	1	0	0	0	38	46	1.12	0.875										
<b>PITCHER</b>	IP	WLS	BF	H	R	ER	SO	BB	IBB	HBP	BLK	WP	HR	S	P	ERA	WHIP										

Batter	1	2	3	4	5	6	7	8	9	AB	R	H	RBI	BB	SO	LOB	BOTTOM										
<b>Steve Sax, R</b> OBP: 0.341, SLG: 0.334 (1, 4)	0-0 SH1-4 1B		0-0 2B			0-0 6-3		0-0 1B 1B		4	0	3	0	0	0	0	Philadelphia Phillies @ Los Angeles Dodgers Dodger Stadium, Los Angeles, CA Sun Jul 25 1982, 3:33 AM PDT Att: 46,623 - Unknown										
<b>Bill Russell, R</b> OBP: 0.348, SLG: 0.306 (1, 6)	0-0 SH1-4 1-2		0-0 L7			0-0 P4		0-0 1-2 1B		3	0	1	0	0	0	1											
<b>Dusty Baker Jr., R</b> OBP: 0.358, SLG: 0.485 (1, 7)	0-3 K			0-0 5-3		0-0 6-3		0-0 F9		4	0	0	0	0	1	3											
<b>Pedro Guerrero, R</b> OBP: 0.350, SLG: 0.528 (1, 8)	0-0 F8			0-0 6-3		0-3 K		0-0 6-3		4	0	0	0	0	1	1											
<b>Ron Cey, R</b> OBP: 0.332, SLG: 0.409 (1, 5)		0-3 K		0-0 F2		0-0 F9		0-0 F8		4	0	0	0	0	1	0											
<b>Steve Garvey, R</b> OBP: 0.267, SLG: 0.389 (1, 3)		0-0 F9			0-0 L5		0-0 1B		0-3 K	4	0	1	0	0	1	0											
<b>Mike Marshall, R</b> OBP: 0.382, SLG: 0.474 (1, 9)		0-0 6-3			1-0 HBP		0-0 F8			2	0	0	0	0	0	1											
<b>Don Crow, R</b> (1, 2) <b>Ron Roenicke, S</b> OBP: 0.348, SLG: 0.315 <b>Mike Scioscia, L</b> OBP: 0.296, SLG: 0.286 (8, 9, 2)			0-3 K		0-3 K			0-3 K		2	0	0	0	0	2	1											
<b>Jerry Reuss, L</b> OBP: 0.250, SLG: 0.240 <b>Jose Morales, R</b> OBP: 0.333, SLG: 0.200 <b>Steve Howe, L</b> (8, 9, 1)			0-3 K		0-0 L6			0-0 6-3		1	0	0	0	0	0	0											
<b>Inning Stats</b>	R: 0 E: 0 K: 1 S: 6	H: 1 LOB: 1 BB: 0 P: 6	R: 0 E: 0 K: 1 S: 5	H: 0 LOB: 0 BB: 0 P: 5	R: 0 E: 0 K: 2 S: 8	H: 1 LOB: 1 BB: 0 P: 8	R: 0 E: 0 K: 0 S: 3	H: 0 LOB: 0 BB: 0 P: 3	R: 0 E: 0 K: 1 S: 6	H: 1 LOB: 1 BB: 0 P: 6	R: 0 E: 0 K: 0 S: 3	H: 0 LOB: 0 BB: 0 P: 3	R: 0 E: 0 K: 1 S: 7	H: 2 LOB: 2 BB: 0 P: 7	R: 0 E: 0 K: 1 S: 5	H: 0 LOB: 0 BB: 0 P: 5	1B: 4 2B: 1 3B: 0 HR: 0	SF: 0 SAC: 1 DP: 0 HBP: 1	WP: 0 PB: 0 SB: 0 CS: 0	PA: 33							
<b>PITCHER</b>	IP	WLS	BF	H	R	ER	SO	BB	IBB	HBP	BLK	WP	HR	S	P	ERA	WHIP										
<b>Steve Carlton, L</b> ERA: 3.18	(1, 1)	9.0	W	33	5	0	0	8	0	0	1	0	0	48	49	0.00	0.556										
<b>PITCHER</b>	IP	WLS	BF	H	R	ER	SO	BB	IBB	HBP	BLK	WP	HR	S	P	ERA	WHIP										



Batter	1	2	3	4	5	6	7	8	9	AB	R	H	RBI	BB	SO	LOB	TOP					
<b>Pete Rose, S</b> OBP: 0.348, SLG: 0.356 (1, 3)	5-3			4-3		6-3		G6-3		4	0	0	0	0	0	3	Philadelphia Phillies @ Pittsburgh Pirates Three Rivers Stadium, Pittsburgh, PA Tue Jul 27 1982, 7:05 PM EDT Att: 23,609 - Unknown					
<b>Ivan De Jesus, R</b> OBP: 0.319, SLG: 0.311 (1, 6)	K			4-3			4-3		L7	4	0	0	0	0	1	0						
<b>Gary Matthews, R</b> OBP: 0.335, SLG: 0.437 (1, 7)	K			BB					BB	2	0	1	0	2	1	0						
<b>Mike Schmidt, R</b> OBP: 0.421, SLG: 0.520 (1, 5)		K		K			F8		BB	4	0	0	0	0	3	3						
<b>Bo Diaz, R</b> OBP: 0.339, SLG: 0.487 (1, 2)		L7				F8			K	4	0	0	0	0	2	2						
<b>Bill Robinson, R</b> OBP: 0.281, SLG: 0.414 (1, 9)					K				2B	2	0	0	0	1	1	0						
<b>Manny Trillo, R</b> OBP: 0.310, SLG: 0.305 (1, 4)			6-3		1-3				BB	3	0	1	0	0	0	0						
<b>Bob Dernier, R</b> OBP: 0.328, SLG: 0.332 (1, 8)			K			K			BB	3	0	1	0	0	2	0						
<b>Dick Ruthven, R</b> OBP: 0.106, SLG: 0.130 (1, 1)			K						1B	2	0	0	0	0	2	0						
<b>Ozzie Virgil, R</b> OBP: 0.357, SLG: 0.405 (8, PH)										1	0	0	0	0	1	3						
<b>Tug McGraw, R</b> (8, 1)										0	0	0	0	0	0	0						
<b>Inning Stats</b>	R: 0 E: 0 K: 2 S: 7	H: 0 LOB: 0 BB: 0 P: 7	R: 0 E: 0 K: 1 S: 5	H: 0 LOB: 0 BB: 0 P: 5	R: 0 E: 0 K: 2 S: 7	H: 0 LOB: 0 BB: 0 P: 7	R: 0 E: 0 K: 1 S: 5	H: 0 LOB: 1 BB: 1 P: 9	R: 0 E: 0 K: 1 S: 5	H: 0 LOB: 0 BB: 0 P: 5	R: 0 E: 0 K: 2 S: 7	H: 0 LOB: 0 BB: 0 P: 7	R: 0 E: 0 K: 1 S: 6	H: 1 LOB: 1 BB: 0 P: 6	R: 0 E: 0 K: 1 S: 6	H: 2 LOB: 2 BB: 1 P: 10	R: 0 E: 0 K: 2 S: 7	H: 0 LOB: 1 BB: 1 P: 11	1B: 2 2B: 1 3B: 0 HR: 0	SF: 0 SAC: 0 DP: 1 HBP: 0	WP: 0 PB: 0 CS: 0	PA: 32
<b>PITCHER</b>	IP	WLS	BF	H	R	ER	SO	BB	IBB	HBP	BLK	WP	HR	S	P	ERA	WHIP					
<b>Larry McWilliams, L</b> ERA: 3.83 (1, 1)	7.0	W	26	3	0	0	10	2	0	0	0	0	0	44	52	0.00	0.714					
<b>Rod Scurry, L</b> ERA: 2.06 (8, 1)	2.0	S	6	0	0	0	3	1	0	0	0	0	0	11	15	0.00	0.500					

AB	29
R	0
H	3
RBI	0
BB	3
SO	13
LOB	11



Batter	1	2	3	4	5	6	7	8	9	AB	R	H	RBI	BB	SO	LOB	BOTTOM				
<b>Omar Moreno, L</b> OBP: 0.303, SLG: 0.333 (1, 8)	F8					E8		L8		4	1	2	0	0	0	0	Philadelphia Phillies @ Pittsburgh Pirates Three Rivers Stadium, Pittsburgh, PA Tue Jul 27 1982, 7:05 PM EDT Att: 23,609 - Unknown				
<b>Johnny Ray, S</b> OBP: 0.337, SLG: 0.418 (1, 4)	1B		L5-4			SF8		2B		3	2	2	1	0	0	2					
<b>Bill Madlock, R</b> OBP: 0.354, SLG: 0.441 (1, 5)	1B				F9			2B		3	1	1	1	1	0	1					
<b>Jason Thompson, L</b> OBP: 0.400, SLG: 0.519 (1, 3)	1B				6-3			HR		4	0	2	2	0	1	0					
<b>Dave Parker, L</b> OBP: 0.325, SLG: 0.437 (1, 9)		G3			4-3			K		4	0	0	0	0	1	2					
<b>Mike Easter, L</b> OBP: 0.349, SLG: 0.422 (1, 7)		F7								3	0	1	0	0	0	0					
<b>Tony Peña, R</b> OBP: 0.339, SLG: 0.444 (1, 2)					G3					2	0	0	0	1	0	0					
<b>Dale Berra, R</b> OBP: 0.311, SLG: 0.409 (1, 6)					5-3					3	0	0	0	0	0	2					
<b>Larry McWilliams, L</b> OBP: 0.250, SLG: 0.211 (1, 1)										2	0	1	0	0	1	0					
<b>Rod Scurry, L</b> OBP: 0.158, SLG: 0.188 (8, 1)					L5-4					1	0	0	0	0	1	0					
<b>Inning Stats</b>	R: 1 E: 0 K: 0 S: 4	H: 2 LOB: 1 BB: 0 P: 4	R: 0 E: 0 K: 0 S: 3	H: 0 LOB: 0 BB: 0 P: 3	R: 0 E: 0 K: 0 S: 4	H: 2 LOB: 1 BB: 0 P: 4	R: 0 E: 0 K: 0 S: 3	H: 0 LOB: 0 BB: 0 P: 3	R: 2 E: 1 K: 2 S: 9	H: 2 LOB: 0 BB: 0 P: 9	R: 0 E: 0 K: 1 S: 5	H: 1 LOB: 1 BB: 1 P: 9	R: 1 E: 0 K: 1 S: 7	H: 2 LOB: 2 BB: 1 P: 11	1B: 4 2B: 5 3B: 0 HR: 1	SF: 1 SAC: 0 DP: 2 HBP: 0	WP: 0 PB: 0 CS: 0	PA: 32			
<b>PITCHER</b>	IP	WLS	BF	H	R	ER	SO	BB	IBB	HBP	BLK	WP	HR	S	P	ERA	WHIP				
<b>Dick Ruthven, R</b> ERA: 3.11 (1, 1)	7.0	L	26	7	3	3	3	0	0	0	0	0	0	31	35	3.86	1.000				
<b>Tug McGraw, L</b> ERA: 2.63 (8, 1)	1.0		6	2	1	1	1	0	1	0	0	0	0	7	11	9.00	2.000				

AB	29
R	4
H	9
RBI	4
BB	2
SO	4
LOB	7

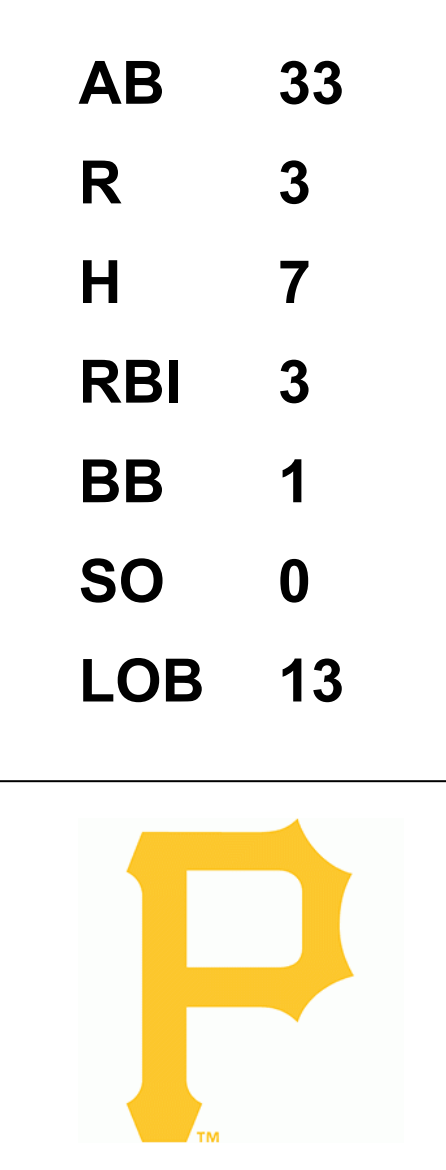




Batter	1	2	3	4	5	6	7	8	9	AB	R	H	RBI	BB	SO	LOB	TOP										
<b>Pete Rose, S</b> OBP: 0.345, SLG: 0.353 (1, 3)	L6	1-3			CI 1B		3-1			3	0	0	0	0	0	1	<b>Philadelphia Phillies @ Pittsburgh Pirates</b> <b>Three Rivers Stadium, Pittsburgh, PA</b> Wed Jul 28 1982, 7:05 PM EDT Att: 31,867 - Unknown										
<b>Greg Gross, L</b> OBP: 0.372, SLG: 0.325 (1, 8) (8, 7)	4-3		K				1-3			4	0	1	0	0	1	0											
<b>Gary Matthews, R</b> OBP: 0.332, SLG: 0.432 <b>Sid Monge, S</b> OBP: 0.333, SLG: 0.429 (1, 7) (8, 1) (9, 1)	L5		3-1		P4			F8		4	0	0	0	0	0	2											
<b>Mike Schmidt, R</b> OBP: 0.422, SLG: 0.534 (1, 5)		FC1 2B	1-6-3			HR		L8		4	1	2	1	0	0	0											
<b>Bo Diaz, R</b> OBP: 0.335, SLG: 0.481 (1, 2)	FC1 1B			6-3		K		F9		4	1	0	0	0	1	1											
<b>George Vukovich, L</b> OBP: 0.315, SLG: 0.405 (1, 9)	E4 1B				5-3			4-3		4	1	1	0	0	0	1											
<b>Manny Trillo, R</b> OBP: 0.313, SLG: 0.311 (1, 4)	E8 SH1-3 1B							4-3		4	1	2	1	0	1	1											
<b>Ivan De Jesus, R</b> OBP: 0.316, SLG: 0.308 (1, 6)	SH1-3				F8			4-3		3	0	0	1	0	1	1											
<b>Larry Christenson, R</b> OBP: 0.106, SLG: 0.196 <b>Bob Dernier, R</b> OBP: 0.329, SLG: 0.332 (1, 1) (8, 8)					5-3					2	0	0	0	1	1	0											
<b>Inning Stats</b>	R: 0 E: 0 K: 0 S: 3	H: 0 LOB: 0 BB: 0 P: 3	R: 3 E: 2 K: 0 S: 6	H: 2 LOB: 1 BB: 1 P: 10	R: 0 E: 0 K: 1 S: 5	H: 0 LOB: 0 BB: 0 P: 5	R: 0 E: 0 K: 1 S: 5	H: 1 LOB: 0 BB: 0 P: 5	R: 0 E: 1 K: 0 S: 5	H: 1 LOB: 2 BB: 0 P: 5	R: 1 E: 0 K: 2 S: 9	H: 2 LOB: 1 BB: 0 P: 9	R: 0 E: 0 K: 0 S: 5	H: 0 LOB: 0 BB: 0 P: 5	R: 0 E: 0 K: 0 S: 3	H: 0 LOB: 0 BB: 0 P: 3		R: 0 E: 0 K: 0 S: 3	H: 0 LOB: 0 BB: 0 P: 3	1B: 3 2B: 2 3B: 0 HR: 1	SF: 0 SAC: 1 DP: 0 HBP: 0	WP: 0 PB: 1 SB: 0 CS: 1	PA: 35				
<b>PITCHER</b>	IP	WLS	BF	H	R	ER	SO	BB	IBB	HBP	BLK	WP	HR	S	P	ERA	WHIP										
<b>Rick Rhoden, R</b> ERA: 4.97 <b>Kent Tekulve, R</b> ERA: 2.44 (1, 1) (9, 1)	8.0	L	32	6	4	1	5	1	0	0	0	0	1	41	45	1.12	0.875										

Batter	1	2	3	4	5	6	7	8	9	AB	R	H	RBI	BB	SO	LOB	BOTTOM										
<b>Omar Moreno, L</b> OBP: 0.300, SLG: 0.330 (1, 8)	F8		F8		L9			3-1		4	0	0	0	0	0	1	<b>Philadelphia Phillies @ Pittsburgh Pirates</b> <b>Three Rivers Stadium, Pittsburgh, PA</b> Wed Jul 28 1982, 7:05 PM EDT Att: 31,867 - Unknown										
<b>Johnny Ray, S</b> OBP: 0.336, SLG: 0.416 (1, 4)			E3 2B			F7		L7		4	1	1	0	0	0	1											
<b>Bill Madlock, R</b> OBP: 0.353, SLG: 0.441 (1, 5)	G6-4-3 1B					P6		4-3		4	0	1	1	0	0	2											
<b>Jason Thompson, L</b> OBP: 0.397, SLG: 0.513 (1, 3)		F9	P3			F7			E5 FC5-4	4	0	0	0	0	0	1											
<b>Dave Parker, L</b> OBP: 0.329, SLG: 0.442 <b>Lee Lacy, R</b> OBP: 0.352, SLG: 0.365 (1, 9) (8, 9)				4-3			3-1 SF8 2B		FC5-4 1B SF8	2	1	1	0	1	0	0											
<b>Mike Easter, L</b> OBP: 0.351, SLG: 0.423 (1, 7)					4-3		3-1			4	0	2	0	0	0	1											
<b>Tony Peña, R</b> OBP: 0.335, SLG: 0.442 <b>Willie Stargell, L</b> OBP: 0.346, SLG: 0.523 <b>Steve Nicosia, R</b> OBP: 0.386, SLG: 0.429 (1, 2) (9, PH) (9, PR)							SF8			2	0	0	1	0	0	2											
<b>Dale Berra, R</b> OBP: 0.307, SLG: 0.405 (1, 6)							5-3		SF8	3	0	0	1	0	0	2											
<b>Rick Rhoden, R</b> OBP: 0.315, SLG: 0.596 <b>Dick Davis, R</b> OBP: 0.312, SLG: 0.466 <b>Kent Tekulve, R</b> <b>Jim Morrison, R</b> OBP: 0.282, SLG: 0.444 (1, 1) (8, PH) (9, 1) (9, PH)			F9			F8			F9	2	0	0	0	0	0	0											
<b>Inning Stats</b>	R: 0 E: 0 K: 0 S: 3	H: 1 LOB: 2 BB: 1 P: 8	R: 1 E: 1 K: 0 S: 5	H: 1 LOB: 1 BB: 0 P: 5	R: 0 E: 0 K: 0 S: 3	H: 0 LOB: 0 BB: 0 P: 3	R: 0 E: 0 K: 0 S: 3	H: 0 LOB: 0 BB: 0 P: 3	R: 1 E: 0 K: 0 S: 4	H: 1 LOB: 0 BB: 0 P: 4	R: 0 E: 0 K: 0 S: 4	H: 1 LOB: 1 BB: 0 P: 4	R: 0 E: 1 K: 0 S: 6	H: 2 LOB: 2 BB: 0 P: 6	1B: 5 2B: 2 3B: 0 HR: 0	SF: 2 SAC: 0 DP: 1 HBP: 0		WP: 0 PB: 0 SB: 0 CS: 0	PA: 36								
<b>PITCHER</b>	IP	WLS	BF	H	R	ER	SO	BB	IBB	HBP	BLK	WP	HR	S	P	ERA	WHIP										
<b>Larry Christenson, R</b> ERA: 3.44 <b>Sid Monge, L</b> ERA: 3.7 <b>Ron Reed, R</b> ERA: 2.73 (1, 1) (8, 1) (9, 1)	7.0	W	26	4	2	1	0	1	0	0	0	0	0	25	29	1.29	0.714										

AB	32
R	4
H	6
RBI	3
BB	1
SO	5
LOB	7









Batter	1	2	3	4	5	6	7	8	9	AB	R	H	RBI	BB	SO	LOB	TOP					
<b>Bump Wills, S</b> OBP: 0.332, SLG: 0.358 (1, 4)	F8		K		K			5-3		4	0	0	0	0	2	3	<b>Chicago Cubs @ Philadelphia Phillies</b> Veterans Stadium, Philadelphia, PA Fri Jul 30 1982, 7:05 PM EDT Att: 33,165 - Unknown					
<b>Gary Woods, R</b> OBP: 0.326, SLG: 0.393 (1, 9)	F8		FC6-4 BB			F7		FC4-6 1B		3	0	1	1	1	0	0						
<b>Bill Buckner, L</b> OBP: 0.325, SLG: 0.375 (1, 3)	K2-3		FC6-4 1-2			K		FC4-6 1B		4	0	0	0	0	2	3						
<b>Keith Moreland, R</b> OBP: 0.332, SLG: 0.420 <b>Bill Campbell, R</b> (8, 1)	5-3			E5 G6-4-3			F9		1B	4	0	1	0	0	0	0						
<b>Jerry Morales, R</b> OBP: 0.309, SLG: 0.449 (1, 8)	WP 1B			F4			BLK BB		1-3	3	0	1	0	1	0	3						
<b>Jody Davis, R</b> OBP: 0.298, SLG: 0.382 (1, 2)	K			G6-4-3 1-2			K		5-3	4	0	0	0	0	2	3						
<b>23 Ryne Sandberg, R</b> OBP: 0.288, SLG: 0.338 (1, 5)	1-3				F4		K		K	4	0	0	0	0	2	2						
<b>Larry Bowa, S</b> OBP: 0.302, SLG: 0.315 (1, 6)			BLK 1B		F9		F9		K	4	0	2	0	0	1	1						
<b>Fergie Jenkins, R</b> OBP: 0.128, SLG: 0.132 <b>Steve Henderson, R</b> (8, PH) (8, 7)	F3			K			1B 2B			2	0	0	0	0	1	2						
<b>Inning Stats</b>	R: 0 E: 0 K: 1 S: 5	H: 0 LOB: 0 BB: 0 P: 5	R: 0 E: 0 K: 1 S: 6	H: 1 LOB: 1 BB: 0 P: 6	R: 0 E: 0 K: 1 S: 6	H: 1 LOB: 2 BB: 1 P: 10	R: 0 E: 1 K: 0 S: 3	H: 0 LOB: 0 BB: 0 P: 3	R: 0 E: 0 K: 2 S: 8	H: 1 LOB: 1 BB: 0 P: 8	R: 0 E: 0 K: 1 S: 5	H: 0 LOB: 0 BB: 0 P: 5	R: 0 E: 0 K: 2 S: 7	H: 0 LOB: 1 BB: 1 P: 11	R: 1 E: 0 K: 0 S: 6	H: 3 LOB: 2 BB: 0 P: 6	R: 0 E: 0 K: 2 S: 7	H: 0 LOB: 0 BB: 0 P: 7	1B: 5 2B: 1 3B: 0 HR: 0	SF: 0 SAC: 0 DP: 1 HBP: 0	WP: 1 PB: 0 SB: 0 CS: 0	PA: 35
<b>PITCHER</b> <b>Steve Carlton, L</b> ERA: 3.08 (1, 1)	IP: 9.0 WLS: W BF: 35 H: 6 R: 1 ER: 1 SO: 10 BB: 2 IBB: 0 HBP: 0 BLK: 2 WP: 1 HR: 0 S: 53 P: 61 ERA: 1.00 WHIP: 0.889															<b>PITCHER</b>						

Batter	1	2	3	4	5	6	7	8	9	AB	R	H	RBI	BB	SO	LOB	BOTTOM			
<b>Pete Rose, S</b> OBP: 0.339, SLG: 0.346 (1, 3)	F7		F7	E4 FC6-4			F7			4	0	0	0	0	0	0	<b>Chicago Cubs @ Philadelphia Phillies</b> Veterans Stadium, Philadelphia, PA Fri Jul 30 1982, 7:05 PM EDT Att: 33,165 - Unknown			
<b>Ivan De Jesus, R</b> OBP: 0.315, SLG: 0.310 (1, 6)	K		5-3	FC6-4 1-2			1-3			4	0	0	0	0	1	1				
<b>Gary Matthews, R</b> OBP: 0.335, SLG: 0.436 (1, 7)	2B		HR 1B		6-3		1B			4	1	3	0	0	0	0				
<b>Mike Schmidt, R</b> OBP: 0.421, SLG: 0.548 (1, 5)	6-3		HR		F9		K			4	1	1	2	0	1	2				
<b>Bo Diaz, R</b> OBP: 0.339, SLG: 0.480 (1, 2)	F8		BB		1B		F3			3	0	1	0	1	0	0				
<b>George Vukovich, L</b> OBP: 0.335, SLG: 0.423 (1, 9)	1B		G3		1B		G3			4	0	2	0	0	0	1				
<b>Manny Trillo, R</b> OBP: 0.314, SLG: 0.316 (1, 4)	K		G3 E	2B		F7		CS 1B		4	1	2	0	0	1	2				
<b>Bob Dernier, R</b> OBP: 0.330, SLG: 0.334 (1, 8)	1B		K		F7		CS			3	0	1	0	0	1	2				
<b>Steve Carlton, L</b> OBP: 0.222, SLG: 0.317 (1, 1)	G3		G3		F7					3	0	0	0	0	0	4				
<b>Inning Stats</b>	R: 0 E: 0 K: 1 S: 6	H: 1 LOB: 1 BB: 0 P: 6	R: 0 E: 0 K: 1 S: 7	H: 2 LOB: 2 BB: 0 P: 7	R: 2 E: 0 K: 0 S: 5	H: 2 LOB: 1 BB: 1 P: 9	R: 1 E: 1 K: 1 S: 7	H: 1 LOB: 1 BB: 0 P: 7	R: 0 E: 0 K: 0 S: 3	H: 1 LOB: 1 BB: 0 P: 3	R: 0 E: 0 K: 0 S: 4	H: 1 LOB: 0 BB: 0 P: 4	R: 0 E: 0 K: 1 S: 6	H: 1 LOB: 1 BB: 0 P: 6	R: 0 E: 0 K: 0 S: 3	H: 1 LOB: 0 BB: 0 P: 3	1B: 7 2B: 2 3B: 0 HR: 1	SF: 0 SAC: 0 DP: 0 HBP: 0	WP: 0 PB: 0 SB: 0 CS: 1	PA: 35
<b>PITCHER</b> <b>Fergie Jenkins, R</b> ERA: 3.12 <b>Bill Campbell, R</b> ERA: 4.77 (8, 1)	IP: 7.0 WLS: L BF: 31 H: 9 R: 3 ER: 2 SO: 4 BB: 1 IBB: 0 HBP: 0 BLK: 0 WP: 0 HR: 1 S: 38 P: 42 ERA: 2.57 WHIP: 1.429															<b>PITCHER</b>				


AB 33  
R 1  
H 6  
RBI 1  
BB 2  
SO 10  
LOB 17




AB 33  
R 3  
H 10  
RBI 2  
BB 1  
SO 4  
LOB 12







Batter	1	2	3	4	5	6	7	8	9	AB	R	H	RBI	BB	SO	LOB	TOP								
Bump Wills, S OBP: 0.328, SLG: 0.354 (1, 4)	F7			K		K		L4		4	0	0	0	0	2	0	Chicago Cubs @ Philadelphia Phillies Veterans Stadium, Philadelphia, PA Sat Jul 31 1982, 7:05 PM EDT Att: 50,203 - Unknown  livebaseballscores.com  AB 30 R 0 H 3 RBI 0 BB 2 SO 6 LOB 7  								
23 Ryne Sandberg, R OBP: 0.298, SLG: 0.537 (1, 5)	F9			1B		F8			1-3	4	0	1	0	0	0										
Bill Buckner, L OBP: 0.324, SLG: 0.374 (1, 3)	F7			1B			E4		F7	4	0	1	0	0	0										
Leon Durham, L OBP: 0.383, SLG: 0.507 (1, 8)		6-3		4-3			K			4	0	1	0	0	1	2									
Keith Moreland, R OBP: 0.328, SLG: 0.415 (1, 7)	F8				F7		F8		F4	4	0	0	0	0	2										
Jay Johnstone, L OBP: 0.344, SLG: 0.383 (1, 9)	F7				F7					2	0	0	0	1	0										
Jody Davis, R OBP: 0.298, SLG: 0.379 (1, 2)			F8							2	0	0	0	1	1	2									
Larry Bowa, S OBP: 0.299, SLG: 0.313 (1, 6)		F8			F4			4-3		3	0	0	0	0	1										
Allen Ripley, R OBP: 0.150, SLG: 0.150 (8, PH)										2	0	0	0	0	2	0									
Bob Molinaro, L OBP: 0.273, SLG: 0.267 (8, 1)										1	0	0	0	0	0	0									
Dick Tidrow, R (8, 1)										0	0	0	0	0	0	0									
<b>Inning Stats</b>	R: 0 E: 0 K: 0 S: 3	H: 0 LOB: 0 BB: 0 P: 3	R: 0 E: 0 K: 0 S: 3	H: 0 LOB: 0 BB: 0 P: 3	R: 0 E: 0 K: 1 S: 5	H: 0 LOB: 0 BB: 0 P: 5	R: 0 E: 0 K: 1 S: 6	H: 2 LOB: 1 BB: 0 P: 6	R: 0 E: 0 K: 0 S: 3	H: 0 LOB: 1 BB: 1 P: 7	R: 0 E: 0 K: 2 S: 7	H: 0 LOB: 0 BB: 0 P: 7	R: 0 E: 1 K: 2 S: 8	H: 0 LOB: 2 BB: 1 P: 12	R: 0 E: 0 K: 0 S: 3	H: 0 LOB: 0 BB: 0 P: 3	R: 0 E: 0 K: 0 S: 4	H: 1 LOB: 1 BB: 0 P: 4	1B: 2 2B: 1 3B: 0 HR: 0	SF: 0 SAC: 0 DP: 0 HBP: 0	WP: 0 PB: 0 SB: 2 CS: 0	PA: 32			
<b>PITCHER</b>	IP	WLS	BF	H	R	ER	SO	BB	IBB	HBP	BLK	WP	HR	S	P	ERA	WHIP								
Marty Bystrom, R ERA: 3.88 (7, 1)	6.2	W	24	2	0	0	5	2	0	0	0	0	0	32	40	0.00	0.600								
Porfi Altamirano, R ERA: 4.3 (7, 1)	2.1	S	8	1	0	0	1	0	0	0	0	0	0	10	10	0.00	0.429								

Batter	1	2	3	4	5	6	7	8	9	AB	R	H	RBI	BB	SO	LOB	BOTTOM								
Pete Rose, S OBP: 0.340, SLG: 0.350 (1, 3)			1-3							4	0	2	0	0	0	2	Chicago Cubs @ Philadelphia Phillies Veterans Stadium, Philadelphia, PA Sat Jul 31 1982, 7:05 PM EDT Att: 50,203 - Unknown  livebaseballscores.com  AB 31 R 2 H 9 RBI 2 BB 0 SO 4 LOB 14  								
Ivan De Jesus, R OBP: 0.315, SLG: 0.310 (1, 6)	6-3					SH3-4				3	0	1	0	0	1	2									
Gary Matthews, R OBP: 0.334, SLG: 0.434 (1, 7)	6-3				F7					4	0	1	0	0	0	2									
Mike Schmidt, R OBP: 0.422, SLG: 0.558 (1, 5)	5-3									4	1	2	1	0	1	3									
George Vukovich, L OBP: 0.330, SLG: 0.415 (1, 9)		G3								3	0	0	0	0	0	2									
Porfi Altamirano, R OBP: 0.250, SLG: 0.250 (7, 1)					4-3					1	0	0	0	0	0	1									
Ozzie Virgil, R OBP: 0.341, SLG: 0.385 (7, 9)										2	0	0	0	0	1	0									
Greg Gross, L OBP: 0.379, SLG: 0.333 (7, 9)										1	1	1	0	0	0	0									
Manny Trillo, R OBP: 0.311, SLG: 0.313 (1, 4)										3	0	0	0	0	0	1									
Bob Dernier, R OBP: 0.327, SLG: 0.331 (1, 8)										3	0	0	0	0	0	1									
Marty Bystrom, R OBP: 0.154, SLG: 0.167 (7, 2)										2	0	1	0	0	1	0									
Bo Diaz, R OBP: 0.340, SLG: 0.481 (7, 2)										1	0	1	1	0	0	0									
<b>Inning Stats</b>	R: 0 E: 0 K: 0 S: 4	H: 1 LOB: 1 BB: 0 P: 4	R: 0 E: 0 K: 1 S: 5	H: 0 LOB: 0 BB: 0 P: 5	R: 0 E: 0 K: 1 S: 6	H: 1 LOB: 0 BB: 0 P: 6	R: 1 E: 0 K: 0 S: 4	H: 1 LOB: 0 BB: 0 P: 4	R: 0 E: 0 K: 1 S: 5	H: 0 LOB: 0 BB: 0 P: 5	R: 0 E: 0 K: 1 S: 7	H: 2 LOB: 2 BB: 0 P: 7	R: 1 E: 0 K: 0 S: 5	H: 2 LOB: 1 BB: 0 P: 5	R: 0 E: 0 K: 0 S: 4	H: 2 LOB: 1 BB: 0 P: 4	R: 0 E: 0 K: 0 S: 4	H: 2 LOB: 1 BB: 0 P: 4	1B: 6 2B: 2 3B: 0 HR: 1	SF: 0 SAC: 1 DP: 1 HBP: 0	WP: 0 PB: 0 SB: 0 CS: 0	PA: 32			
<b>PITCHER</b>	IP	WLS	BF	H	R	ER	SO	BB	IBB	HBP	BLK	WP	HR	S	P	ERA	WHIP								
Allen Ripley, R ERA: 4.22 (8, 1)	7.0	L	28	7	2	2	4	0	0	0	0	0	0	36	36	2.57	1.000								
Dick Tidrow, R ERA: 3.6 (8, 1)	1.0		4	2	0	0	0	0	0	0	0	0	0	4	4	0.00	2.000								



Batter	1	2	3	4	5	6	7	8	9	AB	R	H	RBI	BB	SO	LOB	TOP										
<b>Bump Wills, S</b> (1,4) OBP: 0.333, SLG: 0.362 <b>Junior Kennedy, R</b> (8,4) OBP: 0.300, SLG: 0.292	0-0 WP 23 1B SF8	0-0 F7			0-0 2B		0-0 23 1B FC1-6-5		4-0 23 1B 6-3	4	1	3	1	0	0	1	<b>Chicago Cubs @ Philadelphia Phillies</b> Veterans Stadium, Philadelphia, PA Sun Aug 01 1982, 3:33 AM EDT Att: 57,652 - Unknown <a href="http://livebaseballscorecards.com">livebaseballscorecards.com</a>										
<b>23 Ryne Sandberg, R</b> (1,5) OBP: 0.289, SLG: 0.338	0-0 WP HR 1B		0-0 FC6-5 1B		0-0 SF8		0-0 FC1-6-5-4		0-0 6-3	4	1	2	1	0	0	2											
<b>Bill Buckner, L</b> (1,3) OBP: 0.323, SLG: 0.373	0-0 SF8		0-0 F5		0-0 F6		0-0 4-3		0-0 CS 1B	4	0	1	2	0	0	3											
<b>Leon Durham, L</b> (1,9) OBP: 0.381, SLG: 0.513	0-0 HR		0-0 FC6-5 CS		0-0 F8			0-0 4-3	0-0 CS	4	1	1	2	0	0	2											
<b>Keith Moreland, R</b> (1,2) OBP: 0.325, SLG: 0.410	0-0 5-3		0-0 CS	0-0 6-3		0-0 5-3		0-3 K		4	0	0	0	0	1	0											
<b>Jay Johnstone, L</b> (1,7) OBP: 0.348, SLG: 0.389	0-3 K			0-0 F7		0-0 BB		0-0 1B 2B		3	1	1	0	1	1	0											
<b>Gary Woods, R</b> (1,8) OBP: 0.329, SLG: 0.395		0-0 CS 1B		0-0 6-3		0-3 K		0-0 2B 1B		4	0	2	1	0	1	1											
<b>Larry Bowa, S</b> (1,6) OBP: 0.301, SLG: 0.315		0-0 S 1B			0-0 SH 2B 1B		0-0 4-3	0-3 K		4	1	2	0	0	1	2											
<b>Dickie Noles, R</b> (1,1) OBP: 0.132, SLG: 0.167 <b>Lee Smith, R</b> (8,1) OBP: 0.125, SLG: 0.267		0-3 K		0-0 SH 2B 23 SF8			0-3 K		0-3 K	2	1	0	0	0	2	1											
<b>Inning Stats</b>	R: 3 E: 0 K: 1 S: 8	H: 3 LOB: 0 BB: 0 P: 8	R: 0 E: 0 K: 0 S: 6	H: 2 LOB: 1 BB: 0 P: 6	R: 0 E: 0 K: 0 S: 3	H: 1 LOB: 0 BB: 0 P: 3	R: 0 E: 0 K: 0 S: 3	H: 0 LOB: 0 BB: 0 P: 3	R: 2 E: 0 K: 1 S: 6	H: 2 LOB: 1 BB: 1 P: 6	R: 0 E: 0 K: 1 S: 5	H: 0 LOB: 1 BB: 0 P: 9	R: 0 E: 0 K: 1 S: 6	H: 1 LOB: 1 BB: 0 P: 6	R: 1 E: 0 K: 2 S: 9	H: 2 LOB: 1 BB: 0 P: 9		R: 1 E: 0 K: 1 S: 5	H: 1 LOB: 0 BB: 1 P: 9	1B: 9 2B: 2 3B: 0 HR: 1	SF: 2 SAC: 1 DP: 0 HBP: 0	WP: 1 PB: 0 SB: 3 CS: 3	PA: 41				
<b>PITCHER</b>	IP	WLS	BF	H	R	ER	SO	BB	IBB	HBP	BLK	WP	HR	S	P	ERA	WHIP										
<b>Dick Ruthven, R</b> (1,1) ERA: 3.32	4.0	L	19	8	5	5	2	0	0	0	0	1	1	23	23	11.25	2.000										
<b>Sparky Lyle, L</b> (5,1) ERA: 3.74	1.0		3	0	0	0	0	0	0	0	0	0	0	3	3	0.00	0.000										
<b>Ed Farmer, R</b> (6,1) ERA: 6.75	3.0		13	3	1	1	4	1	0	0	0	0	0	20	24	3.00	1.333										
<b>Sid Monge, L</b> (9,1) ERA: 3.83	1.0		4	1	1	1	1	1	0	0	0	0	0	5	9	9.00	2.000										

Batter	1	2	3	4	5	6	7	8	9	AB	R	H	RBI	BB	SO	LOB	BOTTOM										
<b>Pete Rose, S</b> (1,3) OBP: 0.342, SLG: 0.350	4-0 HBP BB		0-0 F7		0-0 5-3			0-0 FC5-4 1B		3	0	1	0	1	0	0	<b>Chicago Cubs @ Philadelphia Phillies</b> Veterans Stadium, Philadelphia, PA Sun Aug 01 1982, 3:33 AM EDT Att: 57,652 - Unknown <a href="http://livebaseballscorecards.com">livebaseballscorecards.com</a>										
<b>Ivan De Jesus, R</b> (1,6) OBP: 0.314, SLG: 0.312	0-0 F9		0-0 2B		0-0 F8		0-0 FC5-4 HR		4	1	1	0	0	0	2												
<b>Gary Matthews, R</b> (1,7) OBP: 0.333, SLG: 0.440 <b>Dave Roberts, R</b> (9,2) OBP: 0.233, SLG: 0.214	0-0 L6		0-3 K		0-0 4-3		0-0 HR		4	1	1	2	0	1	2												
<b>Mike Schmidt, R</b> (1,5) OBP: 0.423, SLG: 0.559	1-0 HBP		0-0 5-3		0-3 K		0-0 2B		3	0	1	0	0	1	1												
<b>Bo Diaz, R</b> (1,2) OBP: 0.338, SLG: 0.477 <b>Bill Robinson, R</b> (8,PH) OBP: 0.279, SLG: 0.411 <b>Sid Monge, S</b> (9,1)	0-3 K			0-0 L1		0-0 6-3		0-0 F9		3	0	0	0	0	1	2											
<b>George Vukovich, L</b> (1,9) OBP: 0.328, SLG: 0.411		0-0 6-3 1B		0-0 1-3		0-0 4-3		0-0 F2		4	0	1	0	0	0	0											
<b>Manny Trillo, R</b> (1,4) OBP: 0.311, SLG: 0.312		0-0 6-3		0-0 S 1B		0-0 F8		0-3 K		4	0	1	0	0	1	1											
<b>Bob Dernier, R</b> (1,8) OBP: 0.323, SLG: 0.327		0-0 F4		0-0 F7		0-0 5-3		0-3 K		4	0	0	0	0	1	2											
<b>Dick Ruthven, R</b> (1,1) OBP: 0.104, SLG: 0.128 <b>Sparky Lyle, L</b> (5,1) OBP: 0.287, SLG: 0.300 <b>Len Matuszewski, R</b> (5,PH) OBP: 0.152, SLG: 0.133 <b>Ed Farmer, R</b> (8,1) OBP: 0.375, SLG: 0.329 <b>Greg Gross, L</b> (9,7)		0-0 3-1		0-0 F3		0-0 4-3				1	0	0	0	0	0	1											
<b>Inning Stats</b>	R: 0 E: 0 K: 1 S: 5	H: 0 LOB: 2 BB: 1 P: 10	R: 0 E: 0 K: 0 S: 4	H: 1 LOB: 1 BB: 0 P: 4	R: 0 E: 0 K: 1 S: 6	H: 1 LOB: 1 BB: 0 P: 6	R: 0 E: 0 K: 0 S: 4	H: 1 LOB: 1 BB: 0 P: 4	R: 0 E: 0 K: 1 S: 5	H: 0 LOB: 0 BB: 0 P: 5	R: 0 E: 0 K: 0 S: 3	H: 0 LOB: 0 BB: 0 P: 3	R: 0 E: 0 K: 0 S: 6	H: 3 LOB: 1 BB: 0 P: 6	R: 0 E: 0 K: 2 S: 7	H: 0 LOB: 0 BB: 0 P: 7		1B: 3 2B: 2 3B: 0 HR: 1	SF: 0 SAC: 0 DP: 0 HBP: 1	WP: 0 PB: 0 SB: 1 CS: 0	PA: 35						
<b>PITCHER</b>	IP	WLS	BF	H	R	ER	SO	BB	IBB	HBP	BLK	WP	HR	S	P	ERA	WHIP										
<b>Dickie Noles, R</b> (1,1) ERA: 4.11	7.2	W	31	6	2	2	3	1	0	1	0	0	0	35	40	2.35	0.913										
<b>Lee Smith, R</b> (8,1) ERA: 3.3	1.1		4	0	0	0	2	0	0	0	0	0	0	8	8	0.00	0.000										



Batter	1	2	3	4	5	6	7	8	9	AB	R	H	RBI	BB	SO	LOB	TOP			
Tim Raines, S (1, 7) OBP: 0.365, SLG: 0.363	1-3		6-3 1B 1-2 1B		4-3		L6		4-0 BB	4	0	1	0	1	0	0	<b>Montreal Expos @ Philadelphia Phillies</b> Veterans Stadium, Philadelphia, PA Mon Aug 02 1982, 7:05 PM EDT Att: 34,542 - Unknown			
Jerry White, S (1, 8) OBP: 0.305, SLG: 0.404	1B		K		3-1		F8		0-0 BB	5	0	1	0	0	1	4				
Al Oliver, L (1, 3) OBP: 0.387, SLG: 0.531	1B		6-3 1B 1-2 2-3 1B		BBB 1B		F9		0-0	3	0	2	0	1	0	0				
Gary Carter, R (1, 2) OBP: 0.390, SLG: 0.557	F9		6-3 1B 1-2 2-3 3-H		1-2 1B				0-0 BB	4	0	1	1	0	0	4				
Warren Cromartie, L (1, 9) OBP: 0.334, SLG: 0.388	4-3		1-3		4-3				0-0	4	0	0	0	0	0	6				
Tim Wallach, R (1, 5) OBP: 0.323, SLG: 0.450		F8			F9		6-3		0-0	4	0	0	0	0	0	0				
Chris Speier, R (1, 6) OBP: 0.312, SLG: 0.346		K			2B		K		0-0	4	0	1	0	0	2	0				
Bryan Little, S (1, 4) OBP: 0.333, SLG: 0.308					F9				0-0	3	0	1	0	0	1	1				
Brad Mills, L (9, PH) OBP: 0.300, SLG: 0.319	K						1B		0-0	1	0	1	0	0	0	0				
Andre Dawson, R (9, FR) OBP: 0.334, SLG: 0.476									0-0	0	0	0	0	0	0	0				
Bill Gullickson, R (1, 1) OBP: 0.118, SLG: 0.140					F7		5-3		0-0	3	1	1	0	0	0	2				
Wallace Johnson, S (9, PH) OBP: 0.216, SLG: 0.208			1B 6-3 1B						0-0	1	0	0	0	0	0	1				
<b>Inning Stats</b>	R: 0 E: 0 K: 0 S: 5	H: 2 LOB: 2 BB: 0 P: 5	R: 0 E: 0 K: 2 S: 7	H: 0 LOB: 0 BB: 0 P: 7	R: 1 E: 0 K: 1 S: 8	H: 3 LOB: 2 BB: 0 P: 8	R: 0 E: 0 K: 0 S: 4	H: 1 LOB: 1 BB: 0 P: 4	R: 0 E: 0 K: 1 S: 6	H: 1 LOB: 2 BB: 0 P: 6	R: 0 E: 0 K: 0 S: 3	H: 0 LOB: 0 BB: 0 P: 3	R: 0 E: 0 K: 0 S: 3	H: 0 LOB: 0 BB: 0 P: 3	R: 0 E: 0 K: 0 S: 4	H: 1 LOB: 2 BB: 1 P: 8	1B: 7 2B: 2 3B: 0 HR: 0	SF: 0 SAC: 0 DP: 0 HBP: 0	WP: 0 PB: 0 CS: 0	PA: 38
<b>PITCHER</b>	IP WLS BF H R ER SO BB IBB HBP BLK WP HR S P ERA WHIP																			
Larry Christenson, R (1, 1) ERA: 3.34	7.0 W 30 8 1 1 4 1 0 0 0 0 0 0 37 41 1.29 1.286																			
Ron Reed, R (8, 1) ERA: 2.6	1.2 S 7 1 0 0 0 1 0 0 0 0 0 0 6 10 0.00 1.200																			
Tug McGraw, L (9, 1) ERA: 2.57	0.1 S 1 0 0 0 0 0 0 0 0 0 0 0 1 1 0.00 0.000																			

Batter	1	2	3	4	5	6	7	8	9	AB	R	H	RBI	BB	SO	LOB	BOTTOM			
Pete Rose, S (1, 3) OBP: 0.339, SLG: 0.347	F8		6-3		F7		F6			4	0	0	0	0	0	0	<b>Montreal Expos @ Philadelphia Phillies</b> Veterans Stadium, Philadelphia, PA Mon Aug 02 1982, 7:05 PM EDT Att: 34,542 - Unknown			
Ivan De Jesus, R (1, 6) OBP: 0.316, SLG: 0.311	BB		E5 2B		2B SF9 BB		F7			2	1	0	0	2	0	0				
Gary Matthews, R (1, 7) OBP: 0.335, SLG: 0.446	F9		1-3 2B		1-3 2B		K			4	0	2	0	0	1	1				
Mike Schmidt, R (1, 5) OBP: 0.421, SLG: 0.553	F7		K		IBB		F2			3	0	0	0	1	1	3				
Bo Diaz, R (1, 2) OBP: 0.337, SLG: 0.484		K		HR	SF9		F8			3	1	1	2	0	1	0				
George Vukovich, L (1, 9) OBP: 0.321, SLG: 0.401		5-3		F5	K		K			4	0	0	0	0	2	2				
Manny Trillo, R (1, 4) OBP: 0.311, SLG: 0.312		1B		5-3			F4			3	0	1	0	0	0	0				
Bob Dernier, R (1, 8) OBP: 0.323, SLG: 0.327	F8			1B			5-3			3	0	1	0	0	0	1				
Larry Christenson, R (1, 1) OBP: 0.100, SLG: 0.184										3	0	0	0	0	3	1				
Ron Reed, R (8, 1) OBP: 0.300, SLG: 0.375										0	0	0	0	0	0	0				
Tug McGraw, R (9, 1) ERA: 2.57										0	0	0	0	0	0	0				
<b>Inning Stats</b>	R: 0 E: 0 K: 0 S: 3	H: 0 LOB: 1 BB: 1 P: 7	R: 0 E: 0 K: 1 S: 6	H: 1 LOB: 1 BB: 0 P: 6	R: 0 E: 1 K: 2 S: 9	H: 1 LOB: 2 BB: 0 P: 9	R: 1 E: 0 K: 1 S: 7	H: 2 LOB: 1 BB: 0 P: 7	R: 1 E: 0 K: 1 S: 6	H: 1 LOB: 2 BB: 2 P: 14	R: 0 E: 0 K: 1 S: 5	H: 0 LOB: 0 BB: 0 P: 5	R: 0 E: 0 K: 1 S: 5	H: 0 LOB: 0 BB: 0 P: 5	R: 0 E: 0 K: 1 S: 5	H: 0 LOB: 0 BB: 0 P: 5	1B: 2 2B: 2 3B: 0 HR: 1	SF: 1 SAC: 0 DP: 0 HBP: 0	WP: 0 PB: 0 CS: 0	PA: 33
<b>PITCHER</b>	IP WLS BF H R ER SO BB IBB HBP BLK WP HR S P ERA WHIP																			
Bill Gullickson, R (1, 1) ERA: 3.7	8.0 L 33 5 2 2 8 2 1 0 0 0 0 1 46 58 2.25 0.875																			



Batter	1	2	3	4	5	6	7	8	9	AB	R	H	RBI	BB	SO	LOB	TOP										
Tim Raines, S (1.7) OBP: 0.366, SLG: 0.367	F8		K			SH1-3 2B		SH3 1B		4	1	2	0	0	1	0	<b>Montreal Expos @ Philadelphia Phillies</b> Veterans Stadium, Philadelphia, PA Tue Aug 03 1982, 7:05 PM EDT Att: 34,306 - Unknown										
Andre Dawson, R (1.8) OBP: 0.333, SLG: 0.474	F7			F9		SH1-3		SH3		2	0	0	0	0	0	0											
Al Oliver, L (1.3) OBP: 0.386, SLG: 0.531	3-1			G3		WP 1B		K		4	1	1	1	0	1	1											
Gary Carter, R (1.2) OBP: 0.391, SLG: 0.556		5-3		BLK BB		3H 2B		F7		3	0	1	1	1	0	1											
Tim Wallach, R (1.5) OBP: 0.323, SLG: 0.447		G3 S 1B		6-3		2H 1B		F3		4	0	1	0	0	0	1											
Warren Cromartie, L (1.9) OBP: 0.333, SLG: 0.365		G3			4-3		FC5-4 BB		1-3	3	0	0	0	1	0	1											
Chris Speier, R (1.6) OBP: 0.311, SLG: 0.345		K					FC5-4 BB		6-3	4	0	1	0	0	1	2											
Doug Flynn, R (1.4) OBP: 0.219, SLG: 0.245			F6-3		K		FC5-4			3	0	0	0	0	1	2											
David Palmer, R (1.1) Ray Burris, R (6.1) Brad Mills, L (7. PH) Jeff Reardon, R (7.1)			K		1-4-3		4-3			2	0	0	0	0	1	1											
<b>Inning Stats</b>	R: 0 E: 0 K: 0 S: 3	H: 0 LOB: 0 BB: 0 P: 3	R: 0 E: 0 K: 1 S: 6	H: 1 LOB: 1 BB: 0 P: 6	R: 0 E: 0 K: 2 S: 7	H: 0 LOB: 0 BB: 0 P: 7	R: 0 E: 0 K: 0 S: 3	H: 0 LOB: 1 BB: 0 P: 7	R: 0 E: 0 K: 1 S: 6	H: 1 LOB: 1 BB: 0 P: 6	R: 2 E: 0 K: 0 S: 5	H: 3 LOB: 0 BB: 0 P: 5	R: 0 E: 0 K: 0 S: 3	H: 0 LOB: 1 BB: 1 P: 7	R: 0 E: 0 K: 1 S: 6	H: 1 LOB: 1 BB: 0 P: 6		R: 0 E: 0 K: 0 S: 3	H: 0 LOB: 0 BB: 0 P: 3	1B: 4 2B: 2 3B: 0 HR: 0	SF: 0 SAC: 0 DP: 0 HBP: 0	WP: 1 PB: 0 SB: 1 CS: 0	PA: 34				
<b>PITCHER</b>	IP	WLS	BF	H	R	ER	SO	BB	IBB	HBP	BLK	WP	HR	S	P	ERA	WHIP										
Mike Krukow, R (1.1) ERA: 2.71	7.1	W	29	6	2	2	4	2	0	0	1	1	0	35	43	2.46	1.091										
Sid Monge, L (8.1) ERA: 3.8	0.1		1	0	0	0	1	0	0	0	0	0	0	3	3	0.00	0.000										
Ron Reed, R (8.1) ERA: 2.55	1.1	S	4	0	0	0	0	0	0	0	0	0	0	4	4	0.00	0.000										

AB	30
R	2
H	6
RBI	2
BB	2
SO	5
LOB	10



Batter	1	2	3	4	5	6	7	8	9	AB	R	H	RBI	BB	SO	LOB	BOTTOM										
Bob Dernier, R (1.8) OBP: 0.323, SLG: 0.326	F4-3		E5 1B			CS 1B		K		4	0	1	0	0	1	0	<b>Montreal Expos @ Philadelphia Phillies</b> Veterans Stadium, Philadelphia, PA Tue Aug 03 1982, 7:05 PM EDT Att: 34,306 - Unknown										
Pete Rose, S (1.3) OBP: 0.342, SLG: 0.351						E BB G5-3 1B		F4-3		4	1	3	0	0	0	0											
Gary Matthews, R (1.7) OBP: 0.334, SLG: 0.442		6-3				E G5-3 BB		K		3	1	0	0	1	2	3											
Mike Schmidt, R (1.5) OBP: 0.419, SLG: 0.548		K			F5-4-3 BB		F4 G5-3 1B		6-3	3	1	0	0	1	1	2											
Bo Diaz, R (1.2) OBP: 0.333, SLG: 0.479		K			F5-4-3		G5-3		F9	4	0	0	2	0	1	2											
George Vukovich, L (1.9) OBP: 0.332, SLG: 0.405						1-2 2H SH				1	0	1	0	2	0	0											
Manny Trillo, R (1.4) OBP: 0.311, SLG: 0.313					CS					3	0	1	1	0	0	1											
Ivan De Jesus, R (1.6) OBP: 0.314, SLG: 0.308			5-3							3	0	0	0	0	1	2											
Mike Krukow, R (1.1) OBP: 0.184, SLG: 0.204										3	0	0	0	0	2	0											
Sid Monge, S (8.1) Ron Reed, R (8.1)			F8							0	0	0	0	0	0	0											
<b>Inning Stats</b>	R: 0 E: 0 K: 0 S: 3	H: 1 LOB: 0 BB: 0 P: 3	R: 0 E: 0 K: 2 S: 7	H: 0 LOB: 1 BB: 1 P: 11	R: 0 E: 1 K: 1 S: 7	H: 1 LOB: 2 BB: 0 P: 7	R: 0 E: 0 K: 0 S: 2	H: 1 LOB: 0 BB: 1 P: 6	R: 0 E: 0 K: 0 S: 7	H: 0 LOB: 0 BB: 0 P: 7	R: 3 E: 1 K: 0 S: 6	H: 3 LOB: 2 BB: 2 P: 14	R: 0 E: 0 K: 2 S: 7	H: 0 LOB: 0 BB: 0 P: 7	R: 0 E: 0 K: 1 S: 5	H: 0 LOB: 0 BB: 0 P: 5	1B: 6 2B: 0 3B: 0 HR: 0	SF: 0 SAC: 0 DP: 1 HBP: 0	WP: 0 PB: 0 SB: 0 CS: 3	PA: 33							
<b>PITCHER</b>	IP	WLS	BF	H	R	ER	SO	BB	IBB	HBP	BLK	WP	HR	S	P	ERA	WHIP										
David Palmer, R (1.1) ERA: 3.43	5.2	L	24	5	3	0	5	3	1	0	0	0	0	30	46	0.00	1.412										
Ray Burris, R (6.1) ERA: 4.58	0.1		2	1	0	0	0	0	0	0	0	0	0	2	2	0.00	3.000										
Jeff Reardon, R (7.1) ERA: 1.85	2.0		6	0	0	0	3	0	0	0	0	0	0	12	12	0.00	0.000										

AB	28
R	3
H	6
RBI	3
BB	4
SO	8
LOB	10





Batter	1	2	3	4	5	6	7	8	9	AB	R	H	RBI	BB	SO	LOB	TOP					
Tim Raines, S (1, 7) OBP: 0.362, SLG: 0.363	6-3		K		6-3		4-3		F9	5	0	0	0	0	1	1	<b>Montreal Expos @ Philadelphia Phillies</b> Veterans Stadium, Philadelphia, PA Wed Aug 04 1982, 7:05 PM EDT Att: 36,814 - Unknown <a href="http://livebaseballscorecards.com">livebaseballscorecards.com</a>					
Jerry White, S (1, 9) OBP: 0.296, SLG: 0.391 Joel Youngblood, R (6, 9) OBP: 0.304, SLG: 0.363	F8			F8	K		FC6-4 1B			3	0	0	0	0	1	0						
Andre Dawson, R (1, 8) OBP: 0.329, SLG: 0.469	5-3			K	5-3		FC6-4 1-2			4	0	0	0	0	1	1						
Al Oliver, L (1, 3) OBP: 0.390, SLG: 0.532		CS 1B		BB HR 1B		1B F1-2-3 BB		6-3		3	1	2	0	1	0	0						
Gary Carter, R (1, 2) OBP: 0.392, SLG: 0.554	K			HR BB		1B		F9		3	1	1	0	1	1	1						
Tim Lincecum, R (1, 5) OBP: 0.324, SLG: 0.464	K			HR		F7		HR		4	2	2	4	0	1	3						
Chris Speier, R (1, 6) OBP: 0.316, SLG: 0.348				SH3-4 BB	BB 1B			F9		3	0	2	0	1	0	0						
Doug Flynn, R (1, 4) OBP: 0.219, SLG: 0.243				F4	BB 1B	F1-2-3 3-H				3	0	0	0	1	0	4						
Scott Sanderson, R (1, 1) OBP: 0.205, SLG: 0.216 Bryan Little, S (7, PH) OBP: 0.313, SLG: 0.286 Bryn Smith, R (7, 1) OBP: 0.313, SLG: 0.368 Dan Norman, R (8, PH) OBP: 0.313, SLG: 0.368				SH3-4 1-2	F8		P5		5-3	1	0	0	0	0	0	2						
										1	0	0	0	0	0	0						
										1	0	0	0	0	0	0						
										1	0	0	0	0	0	0						
<b>Inning Stats</b>	R: 0 E: 0 K: 0 S: 3	H: 0 LOB: 0 BB: 0 P: 3	R: 0 E: 0 K: 2 S: 7	H: 1 LOB: 0 BB: 0 P: 7	R: 0 E: 0 K: 1 S: 5	H: 0 LOB: 1 BB: 1 P: 9	R: 3 E: 0 K: 1 S: 8	H: 3 LOB: 2 BB: 2 P: 16	R: 0 E: 0 K: 1 S: 5	H: 0 LOB: 0 BB: 0 P: 5	R: 0 E: 0 K: 0 S: 4	H: 2 LOB: 2 BB: 1 P: 8	R: 0 E: 0 K: 0 S: 4	H: 1 LOB: 0 BB: 0 P: 4	R: 1 E: 0 K: 0 S: 4	H: 1 LOB: 0 BB: 0 P: 4	R: 0 E: 0 K: 0 S: 3	H: 0 LOB: 0 BB: 0 P: 3	1B: 6 2B: 0 3B: 0 HR: 2	SF: 0 SAC: 1 DP: 1 HBP: 0	WP: 0 PB: 0 SB: 0 CS: 1	PA: 37
<b>PITCHER</b> Steve Carlton, L (1, 1) ERA: 3.12	IP: 9.0 WLS: W BF: 37 H: 8 R: 4 ER: 4 SO: 5 BB: 4 IBB: 0 HBP: 0 BLK: 0 WP: 0 HR: 2 S: 43 P: 59 ERA: 4.00 WHIP: 1.333															<b>PITCHER</b>						

Batter	1	2	3	4	5	6	7	8	9	AB	R	H	RBI	BB	SO	LOB	BOTTOM			
Bob Dernier, R (1, 8) OBP: 0.322, SLG: 0.326	F6		K			2B 1B	1-3			4	1	1	0	0	1	0	<b>Montreal Expos @ Philadelphia Phillies</b> Veterans Stadium, Philadelphia, PA Wed Aug 04 1982, 7:05 PM EDT Att: 36,814 - Unknown <a href="http://livebaseballscorecards.com">livebaseballscorecards.com</a>			
Pete Rose, S (1, 3) OBP: 0.341, SLG: 0.352	G3			F4-3		3-1 1B	F8			4	1	1	1	0	0	0				
Gary Matthews, R (1, 7) OBP: 0.333, SLG: 0.439	L6			F7		3-1 1B BB		F9		3	1	0	0	1	0	0				
Mike Schmidt, R (1, 5) OBP: 0.417, SLG: 0.544		F8		1B 1B		K		6-3		4	1	1	0	0	1	2				
Bo Diaz, R (1, 2) OBP: 0.335, SLG: 0.482				2B		3-1		K		4	1	2	0	0	1	2				
George Vukovich, L (1, 9) OBP: 0.337, SLG: 0.406				1B 1B		1-2 2-3				2	0	1	2	1	0	1				
Manny Trillo, R (1, 4) OBP: 0.311, SLG: 0.313				2H 3H		1B IBB				3	0	1	2	0	1	1				
Ivan De Jesus, R (1, 6) OBP: 0.311, SLG: 0.305			K			1-2 2H 3H	1B			3	0	0	0	0	1	2				
Steve Carlton, L (1, 1) OBP: 0.212, SLG: 0.303			G3			F7		F4-3		3	0	0	0	0	0	0				
										3	0	0	0	0	0	0				
<b>Inning Stats</b>	R: 0 E: 0 K: 0 S: 3	H: 0 LOB: 0 BB: 0 P: 3	R: 0 E: 0 K: 0 S: 4	H: 1 LOB: 0 BB: 0 P: 4	R: 0 E: 0 K: 2 S: 7	H: 0 LOB: 0 BB: 0 P: 7	R: 2 E: 0 K: 0 S: 5	H: 3 LOB: 1 BB: 0 P: 5	R: 0 E: 0 K: 1 S: 5	H: 0 LOB: 0 BB: 0 P: 5	R: 3 E: 0 K: 1 S: 8	H: 3 LOB: 2 BB: 2 P: 16	R: 0 E: 0 K: 0 S: 3	H: 0 LOB: 0 BB: 0 P: 3	R: 0 E: 0 K: 1 S: 5	H: 0 LOB: 0 BB: 0 P: 5	1B: 5 2B: 2 3B: 0 HR: 0	SF: 0 SAC: 0 DP: 0 HBP: 0	WP: 0 PB: 0 SB: 0 CS: 0	PA: 32
<b>PITCHER</b> Scott Sanderson, R (1, 1) ERA: 3.21 Bryn Smith, R (7, 1) ERA: 3.99	IP: 6.0 WLS: L BF: 26 H: 7 R: 5 ER: 5 SO: 4 BB: 1 IBB: 0 HBP: 0 BLK: 0 WP: 0 HR: 0 S: 32 P: 40 ERA: 7.50 WHIP: 1.333															<b>PITCHER</b>				



Batter	1	2	3	4	5	6	7	8	9	AB	R	H	RBI	BB	SO	LOB	TOP								
Tim Raines, S OBP: 0.368, SLG: 0.369 (1, 7)										6	3	5	0	0	1	0	<b>Montreal Expos @ Philadelphia Phillies</b> Veterans Stadium, Philadelphia, PA Thu Aug 05 1982, 3:33 AM EDT Att: 52,327 - Unknown								
Joel Youngblood, R OBP: 0.315, SLG: 0.370 (1, 9)										5	2	3	3	1	2	3									
Andre Dawson, R OBP: 0.329, SLG: 0.467 (1, 8)										6	1	2	0	0	1	5									
Al Oliver, L OBP: 0.317, SLG: 0.525 Warren Cromartie, L OBP: 0.333, SLG: 0.385 (1, 3) (9, 3)										5	0	0	0	0	1	7									
Gary Carter, R OBP: 0.392, SLG: 0.550 Tim Blackwell, S OBP: 0.235, SLG: 0.226 (1, 2) (9, 2)										4	1	1	2	1	0	2									
Tim Lincecum, R OBP: 0.330, SLG: 0.475 (1, 5)										4	1	3	4	1	0	1									
Chris Speier, R OBP: 0.347, SLG: 0.347 Bryan Little, S OBP: 0.313, SLG: 0.286 (1, 6) (9, 6)										4	0	1	0	1	0	3									
Doug Flynn, R OBP: 0.222, SLG: 0.246 (1, 4)										5	0	2	0	0	1	3									
Charlie Lea, R OBP: 0.209, SLG: 0.150 Wallace Johnson, S OBP: 0.231, SLG: 0.208 Bryn Smith, R (6, 1)										2	0	1	0	0	1	2									
<b>Inning Stats</b>	R: 0 E: 0 K: 3 S: 9	H: 0 LOB: 1 BB: 1 P: 13	R: 0 E: 0 K: 1 S: 7	H: 2 LOB: 2 BB: 0 P: 7	R: 3 E: 0 K: 1 S: 9	H: 4 LOB: 2 BB: 1 P: 13	R: 0 E: 0 K: 1 S: 6	H: 2 LOB: 1 BB: 0 P: 6	R: 0 E: 0 K: 0 S: 3	H: 0 LOB: 1 BB: 1 P: 7	R: 2 E: 0 K: 0 S: 6	H: 3 LOB: 2 BB: 1 P: 10	R: 0 E: 0 K: 0 S: 4	H: 2 LOB: 1 BB: 0 P: 4	R: 4 E: 0 K: 0 S: 7	H: 4 LOB: 1 BB: 1 P: 11		R: 0 E: 0 K: 1 S: 6	H: 1 LOB: 1 BB: 0 P: 6	1B: 17 2B: 1 3B: 0 HR: 1	SF: 0 SAC: 0 DP: 2 HBP: 0	WP: 1 PB: 0 SB: 4 CS: 0	PA: 48		
<b>PITCHER</b>	IP WLS BF H R ER SO BB IBB HBP BLK WP HR S P ERA WHIP	IP WLS BF H R ER SO BB IBB HBP BLK WP HR S P ERA WHIP	IP WLS BF H R ER SO BB IBB HBP BLK WP HR S P ERA WHIP	IP WLS BF H R ER SO BB IBB HBP BLK WP HR S P ERA WHIP	IP WLS BF H R ER SO BB IBB HBP BLK WP HR S P ERA WHIP	IP WLS BF H R ER SO BB IBB HBP BLK WP HR S P ERA WHIP	IP WLS BF H R ER SO BB IBB HBP BLK WP HR S P ERA WHIP	IP WLS BF H R ER SO BB IBB HBP BLK WP HR S P ERA WHIP	IP WLS BF H R ER SO BB IBB HBP BLK WP HR S P ERA WHIP	IP WLS BF H R ER SO BB IBB HBP BLK WP HR S P ERA WHIP	IP WLS BF H R ER SO BB IBB HBP BLK WP HR S P ERA WHIP	IP WLS BF H R ER SO BB IBB HBP BLK WP HR S P ERA WHIP	IP WLS BF H R ER SO BB IBB HBP BLK WP HR S P ERA WHIP	IP WLS BF H R ER SO BB IBB HBP BLK WP HR S P ERA WHIP	IP WLS BF H R ER SO BB IBB HBP BLK WP HR S P ERA WHIP	IP WLS BF H R ER SO BB IBB HBP BLK WP HR S P ERA WHIP	IP WLS BF H R ER SO BB IBB HBP BLK WP HR S P ERA WHIP	IP WLS BF H R ER SO BB IBB HBP BLK WP HR S P ERA WHIP	IP WLS BF H R ER SO BB IBB HBP BLK WP HR S P ERA WHIP	IP WLS BF H R ER SO BB IBB HBP BLK WP HR S P ERA WHIP	IP WLS BF H R ER SO BB IBB HBP BLK WP HR S P ERA WHIP	IP WLS BF H R ER SO BB IBB HBP BLK WP HR S P ERA WHIP	IP WLS BF H R ER SO BB IBB HBP BLK WP HR S P ERA WHIP	IP WLS BF H R ER SO BB IBB HBP BLK WP HR S P ERA WHIP	IP WLS BF H R ER SO BB IBB HBP BLK WP HR S P ERA WHIP

AB	43
R	9
H	18
RBI	9
BB	5
SO	7
LOB	27



Batter	1	2	3	4	5	6	7	8	9	AB	R	H	RBI	BB	SO	LOB	BOTTOM							
Bob Dernier, R OBP: 0.321, SLG: 0.325 (1, 8)										4	0	1	0	0	1	2	<b>Montreal Expos @ Philadelphia Phillies</b> Veterans Stadium, Philadelphia, PA Thu Aug 05 1982, 3:33 AM EDT Att: 52,327 - Unknown							
Pete Rose, S OBP: 0.341, SLG: 0.354 (1, 3)										4	1	1	0	0	1	4								
Gary Matthews, R OBP: 0.333, SLG: 0.437 (1, 7)										4	0	1	0	0	1	0								
Mike Schmidt, R OBP: 0.421, SLG: 0.557 Dave Roberts, R OBP: 0.233, SLG: 0.214 (1, 5) (9, 5)										2	1	2	2	1	0	0								
George Vukovich, L OBP: 0.330, SLG: 0.397 (1, 9)									4	0	0	0	0	0	0	3								
Ozzie Virgil, R OBP: 0.313, SLG: 0.349 (1, 2)										4	0	0	0	0	0	2								
Manny Trillo, R OBP: 0.314, SLG: 0.316 Luis Aquayo, R OBP: 0.263, SLG: 0.371 (1, 4) (8, 4)										3	0	2	0	0	1	0								
Ivan De Jesus, R OBP: 0.312, SLG: 0.306 Bill Robinson, R OBP: 0.276, SLG: 0.407 (1, 6) (9, PH)										3	0	1	0	0	1	1								
Marty Bystrom, R OBP: 0.154, SLG: 0.167 Ed Farmer, R OBP: 0.226, SLG: 0.146 Garry Maddox, R OBP: 0.311, SLG: 0.259 Porfi Altamirano, R OBP: 0.301, SLG: 0.326 Greg Gross, S OBP: 0.321, SLG: 0.326 Sparky Lyle, L OBP: 0.267, SLG: 0.500 Sid Monge, S (1, 1) (3, 1) (5, PH) (8, 1) (7, PH) (8, 1) (9, 1)										0	0	0	0	0	0	0								
<b>Inning Stats</b>	R: 0 E: 0 K: 0 S: 3	H: 0 LOB: 0 BB: 0 P: 3	R: 0 E: 0 K: 0 S: 2	H: 0 LOB: 0 BB: 1 P: 6	R: 0 E: 0 K: 3 S: 11	H: 2 LOB: 2 BB: 0 P: 11	R: 1 E: 0 K: 1 S: 6	H: 1 LOB: 0 BB: 0 P: 6	R: 0 E: 0 K: 0 S: 7	H: 2 LOB: 2 BB: 0 P: 7	R: 0 E: 0 K: 0 S: 4	H: 1 LOB: 1 BB: 0 P: 4	R: 0 E: 0 K: 3 S: 9	H: 0 LOB: 0 BB: 0 P: 9	R: 1 E: 0 K: 0 S: 5	H: 2 LOB: 1 BB: 0 P: 5		R: 0 E: 0 K: 1 S: 5	H: 0 LOB: 0 BB: 0 P: 5	1B: 6 2B: 1 3B: 0 HR: 1	SF: 1 SAC: 0 DP: 0 HBP: 0	WP: 0 PB: 0 SB: 0 CS: 1	PA: 35	
<b>PITCHER</b>	IP WLS BF H R ER SO BB IBB HBP BLK WP HR S P ERA WHIP	IP WLS BF H R ER SO BB IBB HBP BLK WP HR S P ERA WHIP	IP WLS BF H R ER SO BB IBB HBP BLK WP HR S P ERA WHIP	IP WLS BF H R ER SO BB IBB HBP BLK WP HR S P ERA WHIP	IP WLS BF H R ER SO BB IBB HBP BLK WP HR S P ERA WHIP	IP WLS BF H R ER SO BB IBB HBP BLK WP HR S P ERA WHIP	IP WLS BF H R ER SO BB IBB HBP BLK WP HR S P ERA WHIP	IP WLS BF H R ER SO BB IBB HBP BLK WP HR S P ERA WHIP	IP WLS BF H R ER SO BB IBB HBP BLK WP HR S P ERA WHIP	IP WLS BF H R ER SO BB IBB HBP BLK WP HR S P ERA WHIP	IP WLS BF H R ER SO BB IBB HBP BLK WP HR S P ERA WHIP	IP WLS BF H R ER SO BB IBB HBP BLK WP HR S P ERA WHIP	IP WLS BF H R ER SO BB IBB HBP BLK WP HR S P ERA WHIP	IP WLS BF H R ER SO BB IBB HBP BLK WP HR S P ERA WHIP	IP WLS BF H R ER SO BB IBB HBP BLK WP HR S P ERA WHIP	IP WLS BF H R ER SO BB IBB HBP BLK WP HR S P ERA WHIP	IP WLS BF H R ER SO BB IBB HBP BLK WP HR S P ERA WHIP	IP WLS BF H R ER SO BB IBB HBP BLK WP HR S P ERA WHIP	IP WLS BF H R ER SO BB IBB HBP BLK WP HR S P ERA WHIP	IP WLS BF H R ER SO BB IBB HBP BLK WP HR S P ERA WHIP	IP WLS BF H R ER SO BB IBB HBP BLK WP HR S P ERA WHIP	IP WLS BF H R ER SO BB IBB HBP BLK WP HR S P ERA WHIP	IP WLS BF H R ER SO BB IBB HBP BLK WP HR S P ERA WHIP	IP WLS BF H R ER SO BB IBB HBP BLK WP HR S P ERA WHIP

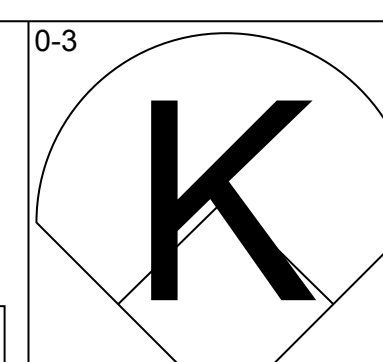
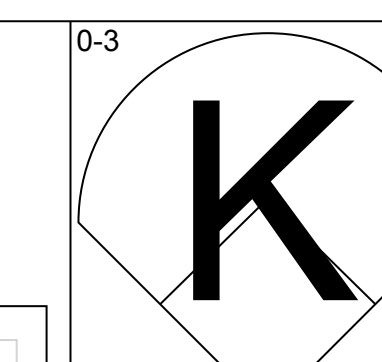
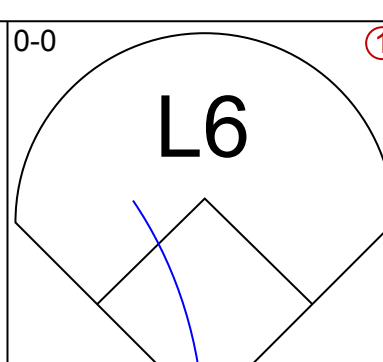
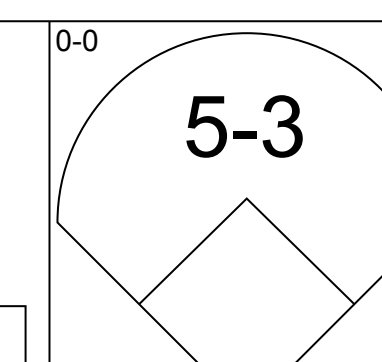
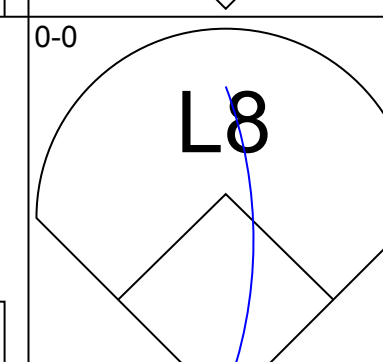
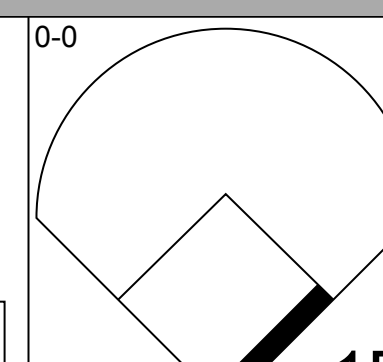
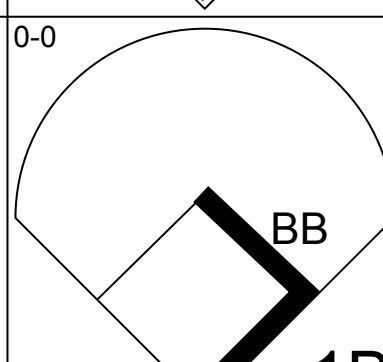
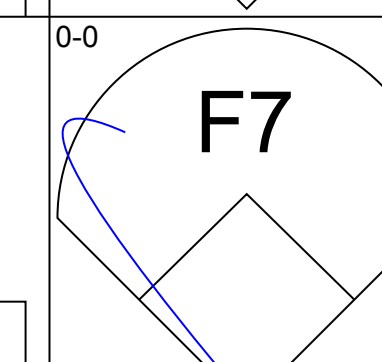
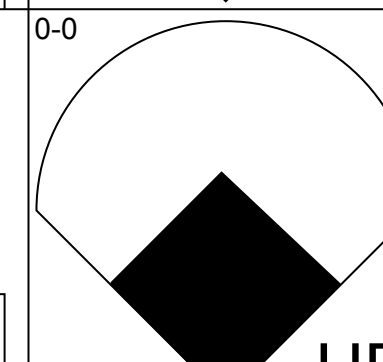
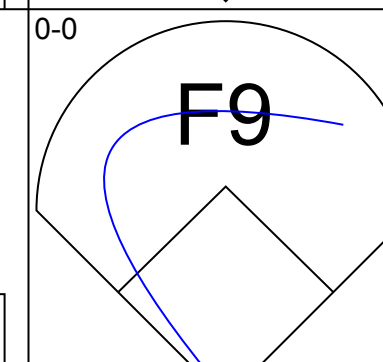
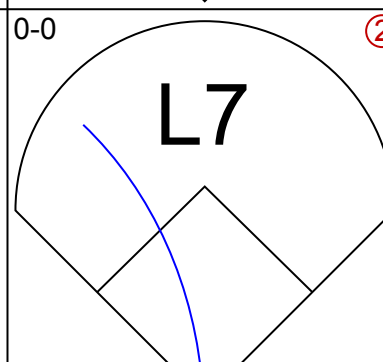
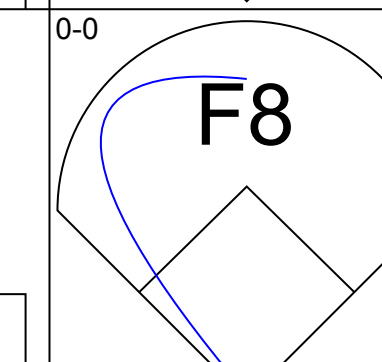
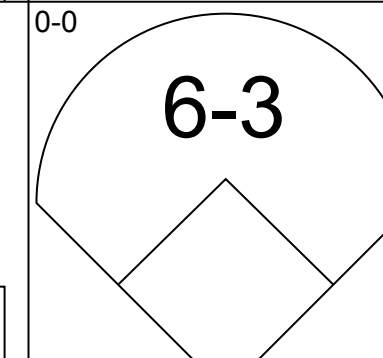
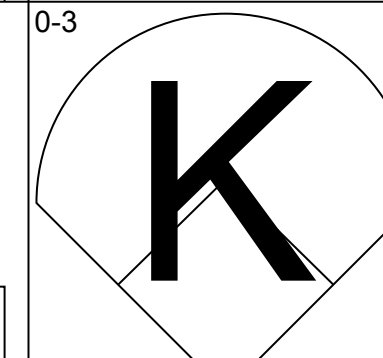
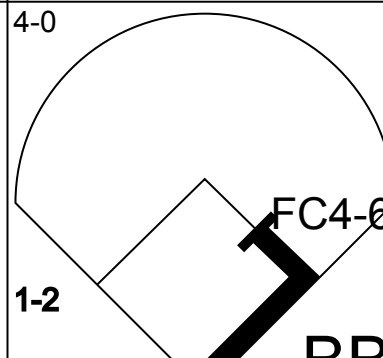
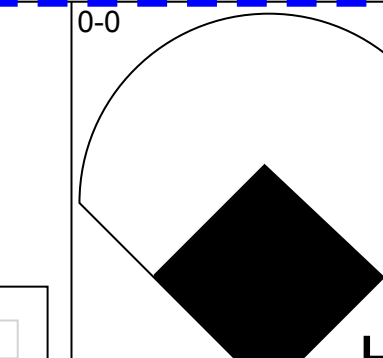
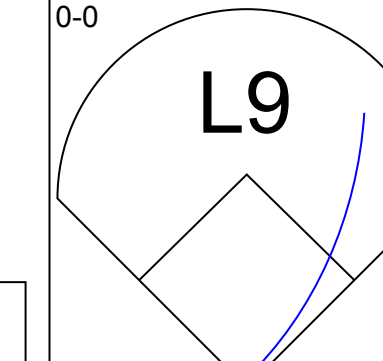
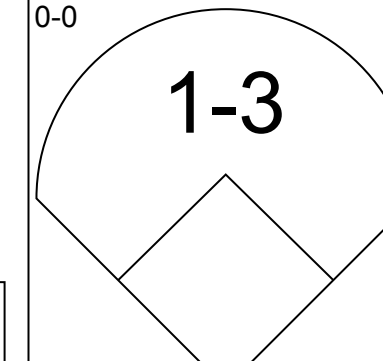
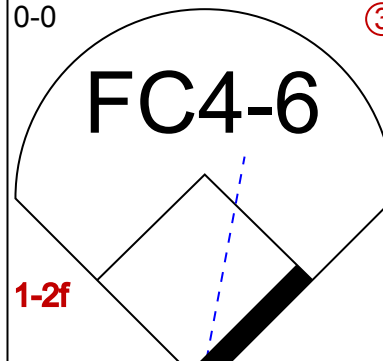
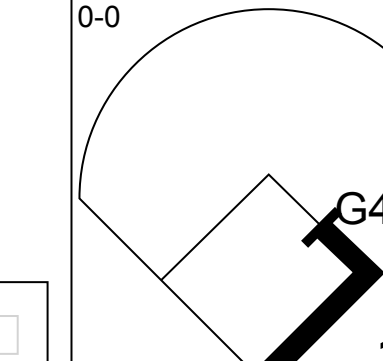
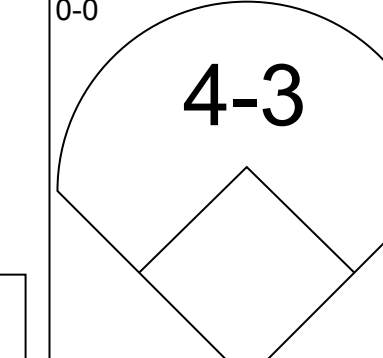
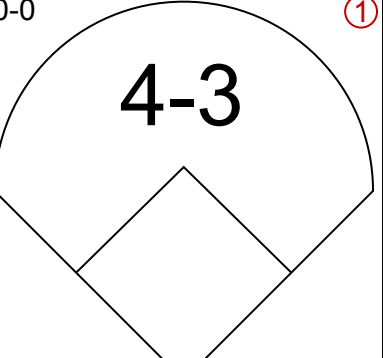
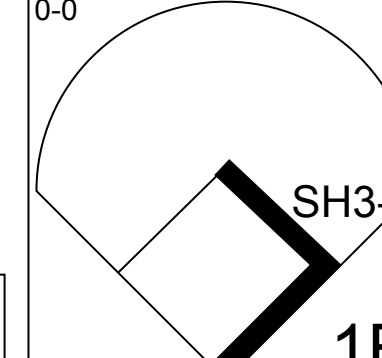
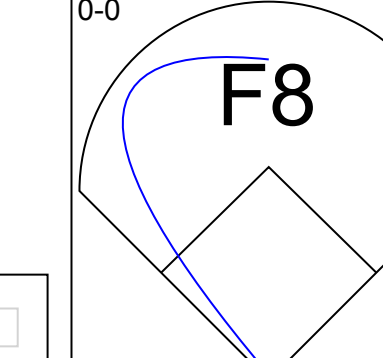
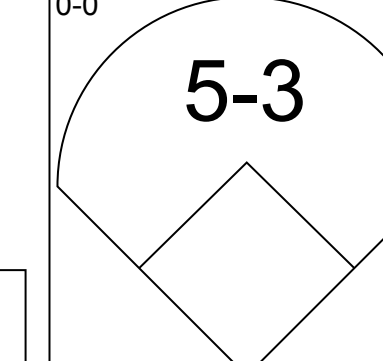
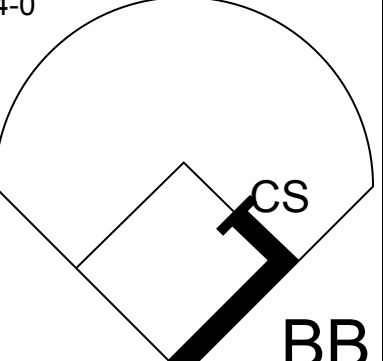
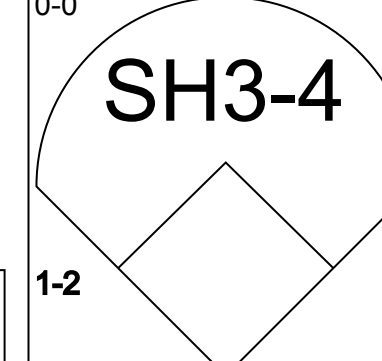
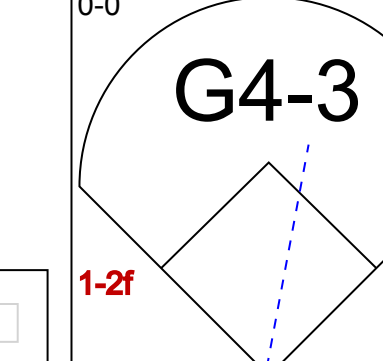
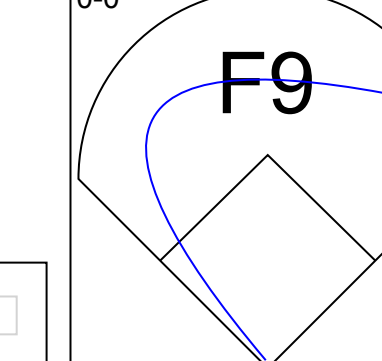
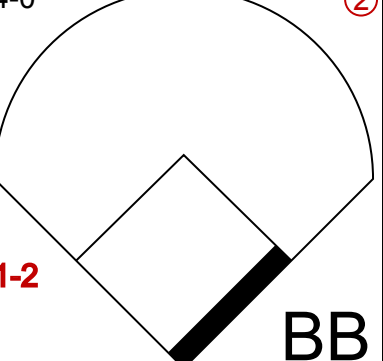
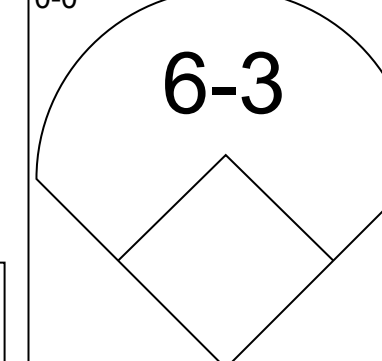
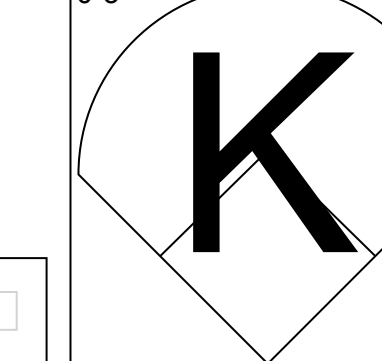
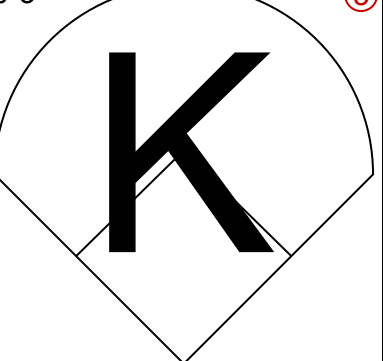
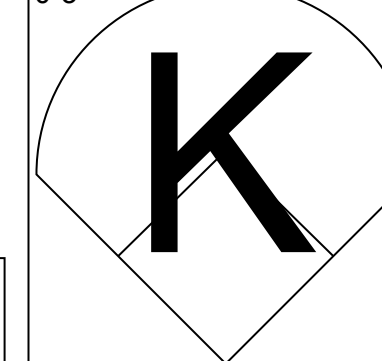
AB	33
R	2
H	8
RBI	2
BB	1
SO	9
LOB	15

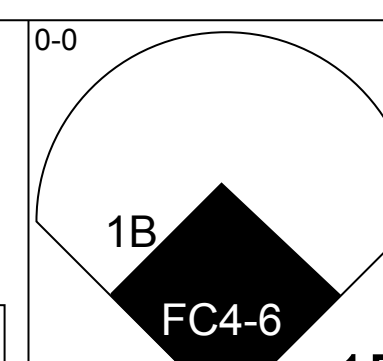
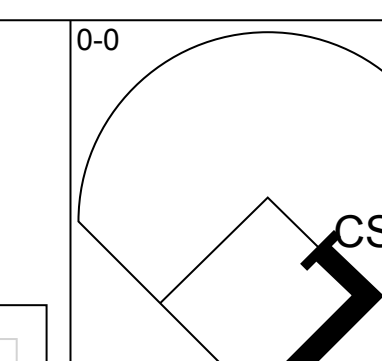
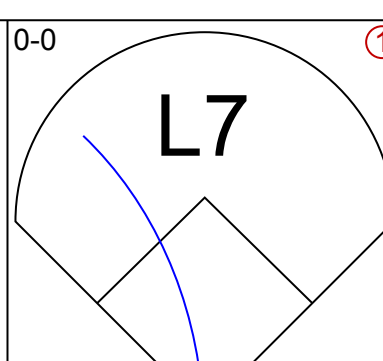
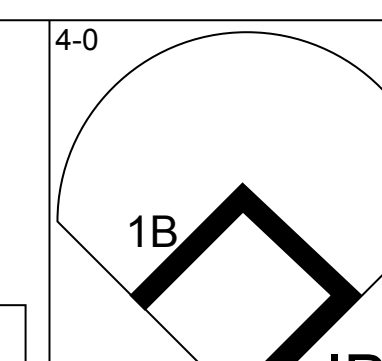
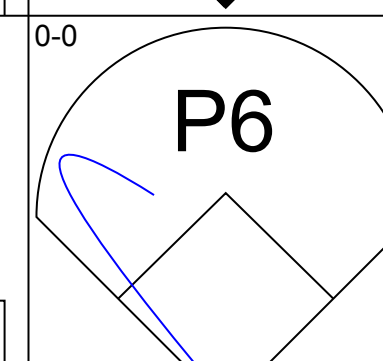
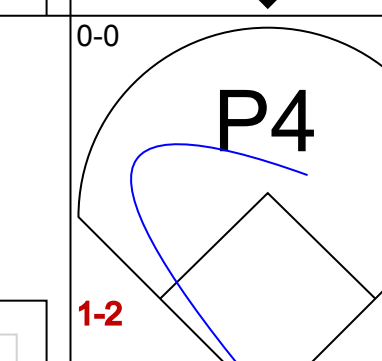
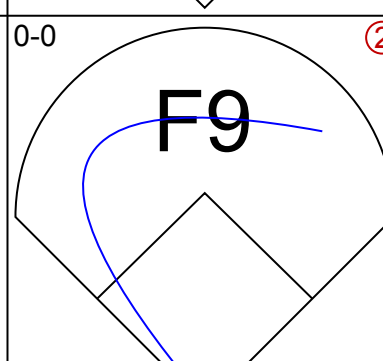
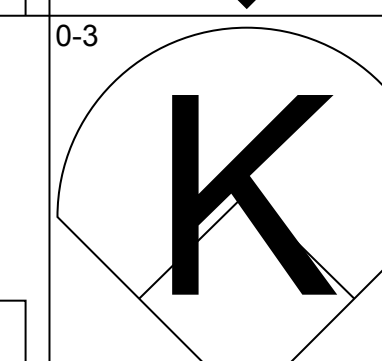
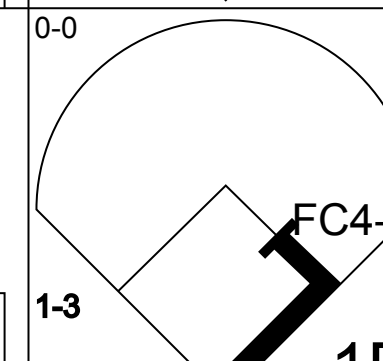
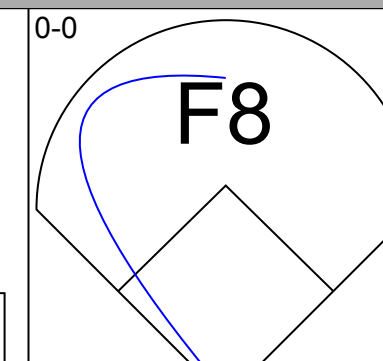
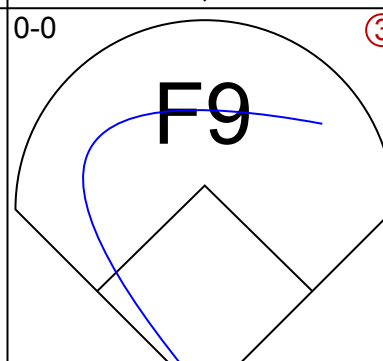
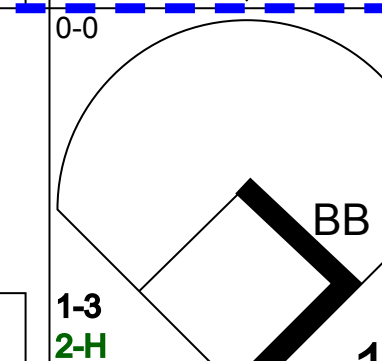
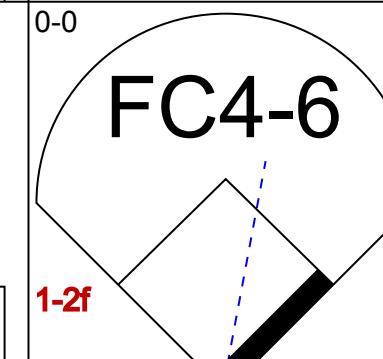
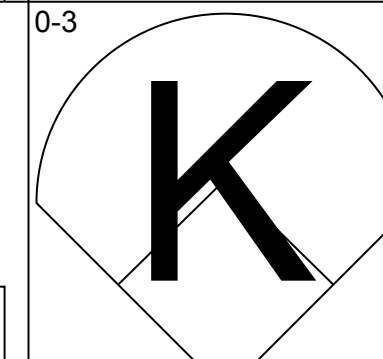

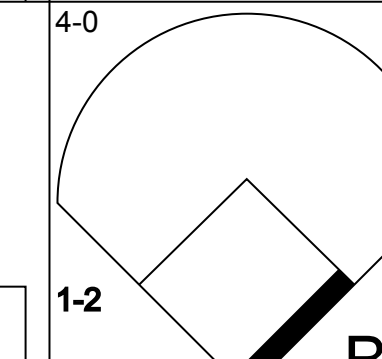
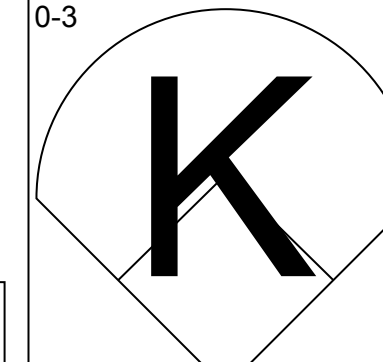
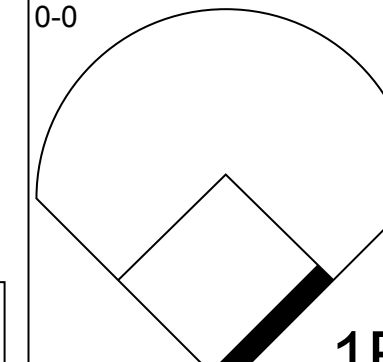

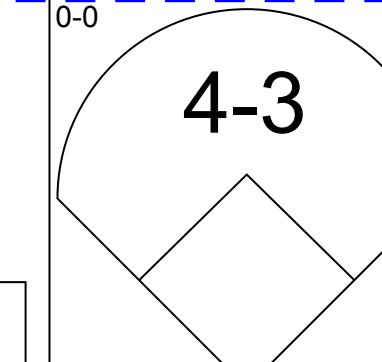
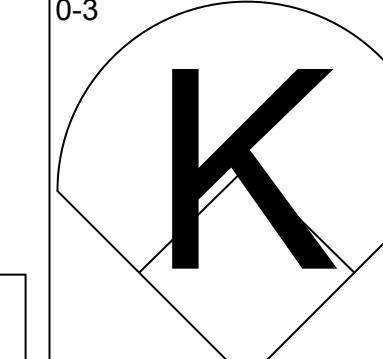
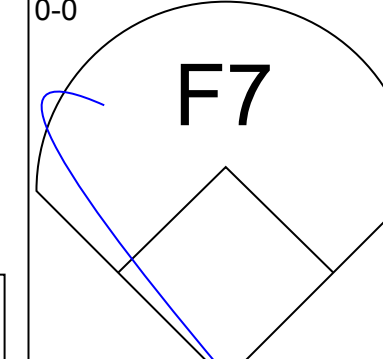

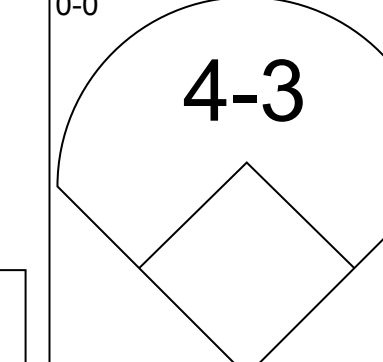
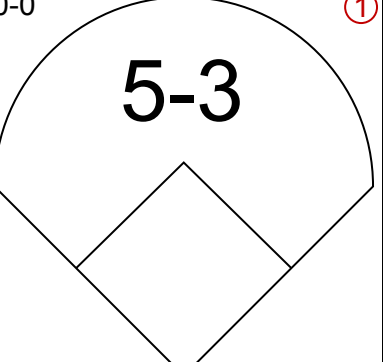
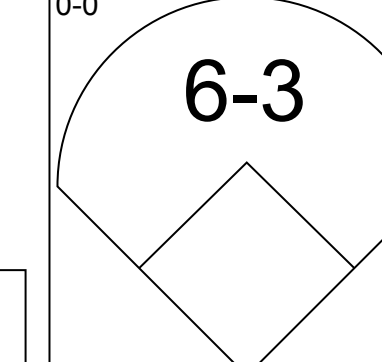
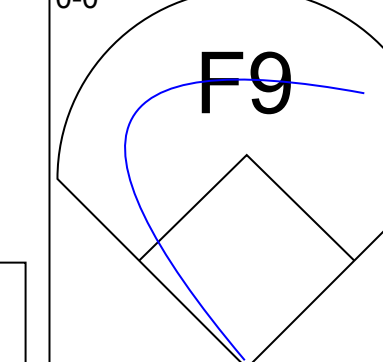
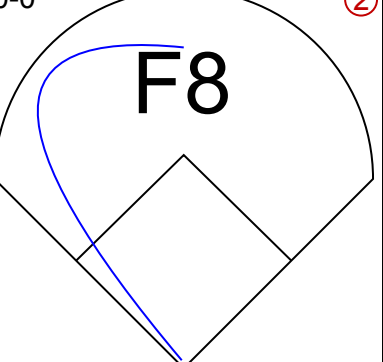
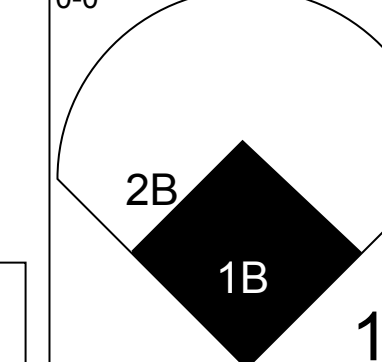
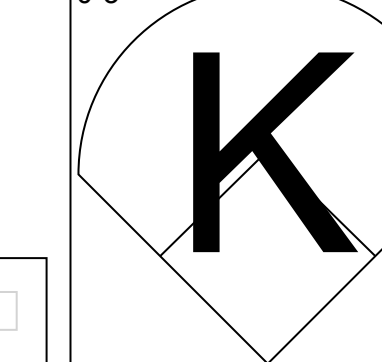
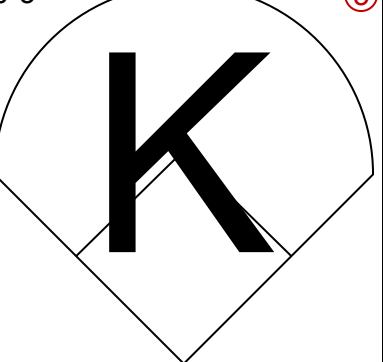
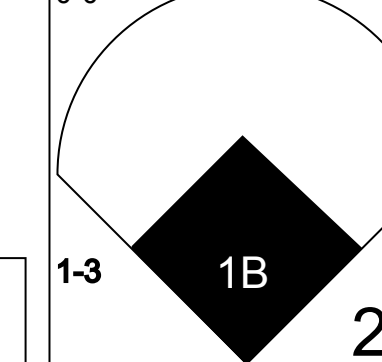








Batter	1	2	3	4	5	6	7	8	9	AB	R	H	RBI	BB	SO	LOB	TOP			
<b>Bob Dernier, R</b> OBP: 0.318, SLG: 0.321 (1, 8)										4	0	0	0	0	2	0	<b>Philadelphia Phillies @ Chicago Cubs</b> Wrigley Field, Chicago, IL Sat Aug 07 1982, 3:33 AM CDT Att: 25,871 - Unknown			
<b>Pete Ross, S</b> OBP: 0.341, SLG: 0.354 (1, 3)										4	0	2	0	0	0	0				
<b>Gary Matthews, R</b> OBP: 0.331, SLG: 0.441 (1, 7)										4	1	1	1	0	0	2				
<b>Mike Schmidt, R</b> OBP: 0.422, SLG: 0.571 (1, 5)										3	1	1	1	1	1	1				
<b>Bo Diaz, R</b> OBP: 0.336, SLG: 0.478 <b>Luis Aguayo, R</b> OBP: 0.263, SLG: 0.371 (9, PR)										4	0	1	0	0	0	3				
<b>George Vukovich, L</b> OBP: 0.327, SLG: 0.391 (1, 9)										4	0	1	0	0	0	1				
<b>Manny Trillo, R</b> OBP: 0.314, SLG: 0.313 (1, 4)										2	0	0	0	1	0	1				
<b>Ivan De Jesus, R</b> OBP: 0.309, SLG: 0.301 (1, 6)										2	0	0	0	1	0	1				
<b>Larry Christenson, R</b> OBP: 0.094, SLG: 0.173 <b>Tug McGraw, R</b> OBP: 0.300, SLG: 0.375 (8, 1)										3	0	0	0	0	3	2				
<b>Ron Reed, R</b> OBP: 0.300, SLG: 0.375 (8, 1)										0	0	0	0	0	0	0				
<b>Inning Stats</b>	R: 1 E: 0 K: 1 S: 6	H: 1 LOB: 0 BB: 0 P: 6	R: 0 E: 0 K: 0 S: 3	H: 0 LOB: 0 BB: 0 P: 3	R: 0 E: 0 K: 2 S: 7	H: 0 LOB: 0 BB: 0 P: 7	R: 0 E: 0 K: 1 S: 6	H: 1 LOB: 1 BB: 0 P: 6	R: 0 E: 0 K: 1 S: 4	H: 0 LOB: 1 BB: 2 P: 12	R: 0 E: 0 K: 0 S: 6	H: 1 LOB: 1 BB: 0 P: 6	R: 0 E: 0 K: 1 S: 3	H: 0 LOB: 0 BB: 0 P: 3	R: 1 E: 0 K: 0 S: 4	H: 2 LOB: 1 BB: 0 P: 4	1B: 4 2B: 0 3B: 0 HR: 2	SF: 0 SAC: 1 DP: 1 HBP: 0	WP: 0 PA: 34 PB: 0 SB: 0 CS: 1	
<b>PITCHER</b>	IP	WLS	BF	H	R	ER	SO	BB	IBB	HBP	BLK	WP	HR	S	P	ERA	WHIP			
<b>Dickie Noles, R</b> ERA: 3.91 <b>Lee Smith, R</b> ERA: 3.29	(1, 1)	8.0	W	30	4	1	1	6	3	0	0	0	0	1	39	51	1.12	0.875		
	(9, 1)	1.0	S	4	2	1	1	0	0	0	0	0	0	1	4	4	9.00	2.000		

Batter	1	2	3	4	5	6	7	8	9	AB	R	H	RBI	BB	SO	LOB	BOTTOM			
<b>23 Ryne Sandberg, R</b> OBP: 0.305, SLG: 0.355 (1, 5)										3	1	2	0	1	0	0	<b>Philadelphia Phillies @ Chicago Cubs</b> Wrigley Field, Chicago, IL Sat Aug 07 1982, 3:33 AM CDT Att: 25,871 - Unknown			
<b>Larry Bowa, S</b> OBP: 0.298, SLG: 0.310 (1, 6)										4	0	0	0	0	1	5				
<b>Bill Buckner, L</b> OBP: 0.326, SLG: 0.385 (1, 3)										4	0	2	2	0	0	0				
<b>Leon Durham, L</b> OBP: 0.378, SLG: 0.512 (9, 9)										3	0	0	1	1	1	1				
<b>Jody Davis, R</b> OBP: 0.296, SLG: 0.378 (1, 2)										4	0	1	0	0	1	4				
<b>Jay Johnstone, L</b> OBP: 0.346, SLG: 0.399 (9, 7)										3	0	0	0	0	1	1				
<b>Steve Henderson, R</b> ERA: 3.35 <b>Gary Woods, R</b> OBP: 0.333, SLG: 0.396 (9, 8)										3	0	0	0	0	0	0				
<b>Junior Kennedy, R</b> OBP: 0.300, SLG: 0.288 (1, 4)										3	1	1	0	0	0	0				
<b>Dickie Noles, R</b> OBP: 0.125, SLG: 0.158 <b>Scot Thompson, L</b> OBP: 0.387, SLG: 0.357 <b>Lee Smith, R</b> OBP: 0.125, SLG: 0.267 (9, 1)										2	0	0	0	0	2	0				
<b>Inning Stats</b>	R: 1 E: 0 K: 1 S: 7	H: 2 LOB: 1 BB: 0 P: 7	R: 0 E: 0 K: 1 S: 5	H: 0 LOB: 0 BB: 0 P: 5	R: 0 E: 0 K: 1 S: 5	H: 1 LOB: 0 BB: 0 P: 5	R: 0 E: 0 K: 1 S: 6	H: 1 LOB: 1 BB: 0 P: 6	R: 0 E: 0 K: 0 S: 3	H: 0 LOB: 0 BB: 0 P: 3	R: 0 E: 0 K: 0 S: 3	H: 0 LOB: 0 BB: 0 P: 3	R: 2 E: 0 K: 1 S: 8	H: 3 LOB: 3 BB: 2 P: 16	1B: 6 2B: 1 3B: 0 HR: 0	SF: 0 SAC: 0 DP: 0 HBP: 0		WP: 0 PA: 32 PB: 0 SB: 0 CS: 1		
<b>PITCHER</b>	IP	WLS	BF	H	R	ER	SO	BB	IBB	HBP	BLK	WP	HR	S	P	ERA	WHIP			
<b>Larry Christenson, R</b> ERA: 2.57 <b>Tug McGraw, L</b> ERA: 2.48 <b>Ron Reed, R</b> ERA: 2.48	(1, 1)	7.2	L	29	6	3	3	6	0	1	0	0	0	0	40	44	3.52	0.783		
	(8, 1)	0.0		2	1	0	0	0	1	0	0	0	0	1	5	-	-			
	(8, 1)	0.1		1	0	0	0	0	0	0	0	0	0	1	1	0.00	0.000			

AB	30
R	2
H	6
RBI	2
BB	3
SO	6
LOB	11





Batter	1	2	3	4	5	6	7	8	9	AB	R	H	RBI	BB	SO	LOB	TOP		
<b>Pete Rose, S</b> OBP: 0.342, SLG: 0.354 (1, 3)	L7		F8					6-3		5	2	2	0	0	0	1	Philadelphia Phillies @ Chicago Cubs Wrigley Field, Chicago, IL Sun Aug 08 1982, 3:33 AM CDT Att: 28,279 - Unknown		
<b>Manny Trillo, R</b> OBP: 0.311, SLG: 0.311 (1, 4)	6-3		SH5-4	4-3			SH1-4		K	3	0	0	0	0	1	0			
<b>Gary Matthews, R</b> OBP: 0.336, SLG: 0.443 (1, 7)	BB		1B		5-3		1B		1B	3	1	2	2	2	0	0			
<b>Mike Schmidt, R</b> OBP: 0.422, SLG: 0.567 (1, 5)	BB		1B		K		F8		K	4	1	1	1	1	2	3			
<b>Bo Diaz, R</b> OBP: 0.339, SLG: 0.480 (1, 2)	K		1B		K		FC5-4			5	0	3	1	0	2	2			
<b>Gary Maddox, R</b> OBP: 0.291, SLG: 0.409 <b>Bob Dernier, R</b> OBP: 0.318, SLG: 0.321 <b>Bill Robinson, R</b> OBP: 0.274, SLG: 0.404 (8, PH)	L7		K			5-3	FC5-4		K	4	0	0	0	0	1	4			
<b>George Vukovich, L</b> OBP: 0.330, SLG: 0.393 (1, 9)	3-1		1B						E4	4	0	2	1	0	0	0			
<b>Ivan De Jesus, R</b> OBP: 0.306, SLG: 0.298 (1, 6)	6-3		1-3		FC5-4				SH3-4	3	0	0	0	0	0	3			
<b>Mike Krukow, R</b> OBP: 0.192, SLG: 0.212 <b>Ron Reed, R</b> OBP: 0.300, SLG: 0.375 <b>Sid Monge, S</b> <b>Greg Gross, L</b> OBP: 0.363, SLG: 0.319 <b>Tug McGraw, R</b> (8, 1)			SH5-4	6-3		K			F9	3	1	1	0	0	1	1			
<b>Inning Stats</b>	R: 0 E: 0 K: 1 S: 5	H: 0 LOB: 2 BB: 2 P: 13	R: 0 E: 0 K: 0 S: 3	H: 0 LOB: 0 BB: 0 P: 3	R: 4 E: 0 K: 1 S: 11	H: 6 LOB: 2 BB: 0 P: 11	R: 0 E: 0 K: 0 S: 3	H: 0 LOB: 0 BB: 0 P: 3	R: 0 E: 0 K: 2 S: 7	H: 1 LOB: 1 BB: 0 P: 6	R: 1 E: 0 K: 0 S: 5	H: 2 LOB: 2 BB: 1 P: 9	R: 0 E: 1 K: 0 S: 4	H: 0 LOB: 1 BB: 0 P: 4	R: 0 E: 0 K: 3 S: 11	H: 2 LOB: 2 BB: 0 P: 11		1B: 11 2B: 0 3B: 0 HR: 0	SF: 0 SAC: 3 DP: 0 HBP: 0
<b>PITCHER</b>	IP WLS BF H R ER SO BB IBB HBP BLK WP HR S P ERA WHIP																		
<b>Doug Bird, R</b> ERA: 4.54 <b>Mike Proly, R</b> ERA: 2.66 <b>Bill Campbell, R</b> ERA: 4.64 <b>Dick Tidrow, R</b> ERA: 3.73 <b>Lee Smith, R</b> ERA: 3.25	(1, 1) 2.1 9 1.2 1.1 1.0	14 9 3 5 5	5 1 0 0 2	4 0 1 0 0	1 0 1 0 0	1 3 0 0 3	2 0 1 0 0	0 0 0 0 0	0 0 0 0 0	0 0 0 0 0	0 0 0 0 0	0 0 0 0 0	0 0 0 0 0	0 0 0 0 0	0 0 0 0 0	0 0 0 0 0	15.43 0.00 5.40 0.00 0.00	3.000 0.375 2.400 0.000 2.000	

Batter	1	2	3	4	5	6	7	8	9	AB	R	H	RBI	BB	SO	LOB	BOTTOM		
<b>23 Ryne Sandberg, R</b> OBP: 0.307, SLG: 0.363 (1, 5)	6-3		F8							4	1	2	2	0	0	0	Philadelphia Phillies @ Chicago Cubs Wrigley Field, Chicago, IL Sun Aug 08 1982, 3:33 AM CDT Att: 28,279 - Unknown		
<b>Larry Bowa, S</b> OBP: 0.294, SLG: 0.306 (1, 6)	F9			K2-3		L9	6-3	F8		5	0	0	0	0	1	3			
<b>Bill Buckner, L</b> OBP: 0.325, SLG: 0.383 (1, 3)	L3			4-3		E3	F8			4	1	1	0	0	0	2			
<b>Jay Johnstone, L</b> OBP: 0.354, SLG: 0.438 (1, 9)		1-4-3		4-3		HR				3	2	2	4	1	0	1			
<b>Jody Davis, R</b> OBP: 0.296, SLG: 0.376 (1, 2)	K			L8		K				4	1	1	0	0	2	2			
<b>Gary Woods, R</b> OBP: 0.333, SLG: 0.393 (1, 8)	1-4-3				K	3B		SH3-4		2	1	0	0	1	1	1			
<b>Steve Henderson, R</b> OBP: 0.289, SLG: 0.299 <b>Dick Tidrow, R</b> <b>Keith Moreland, R</b> OBP: 0.328, SLG: 0.409 <b>Lee Smith, R</b> OBP: 0.125, SLG: 0.267 (8, PH)	F4									3	0	2	1	0	0	1			
<b>Junior Kennedy, R</b> OBP: 0.293, SLG: 0.280 (1, 4)			6-3		K	P4		L8		4	0	0	0	0	1	4			
<b>Doug Bird, R</b> OBP: 0.154, SLG: 0.179 <b>Mike Proly, R</b> OBP: 0.286, SLG: 0.429 <b>Bob Montano, L</b> OBP: 0.286, SLG: 0.262 <b>Bill Campbell, R</b> <b>Scott Thompson, L</b> OBP: 0.406, SLG: 0.379 <b>Jerry Morales, R</b> OBP: 0.321, SLG: 0.480 (8, PH)			6-3		3-1					0	0	0	0	0	0	0			
<b>Inning Stats</b>	R: 0 E: 0 K: 0 S: 3	H: 0 LOB: 0 BB: 0 P: 3	R: 0 E: 0 K: 1 S: 5	H: 0 LOB: 1 BB: 1 P: 9	R: 0 E: 0 K: 0 S: 3	H: 0 LOB: 0 BB: 0 P: 3	R: 0 E: 0 K: 1 S: 6	H: 1 LOB: 1 BB: 0 P: 6	R: 0 E: 0 K: 2 S: 8	H: 1 LOB: 1 BB: 0 P: 8	R: 4 E: 1 K: 1 S: 9	H: 3 LOB: 1 BB: 1 P: 13	R: 0 E: 0 K: 0 S: 4	H: 1 LOB: 1 BB: 0 P: 4	R: 4 E: 0 K: 0 S: 7	H: 4 LOB: 1 BB: 1 P: 11		1B: 4 2B: 2 3B: 2 HR: 2	SF: 0 SAC: 2 DP: 0 HBP: 0
<b>PITCHER</b>	IP WLS BF H R ER SO BB IBB HBP BLK WP HR S P ERA WHIP																		
<b>Mike Krukow, R</b> ERA: 2.72 <b>Ron Reed, R</b> ERA: 2.44 <b>Sid Monge, L</b> ERA: 3.68 <b>Tug McGraw, L</b> ERA: 4.8	(1, 1) 5.2 (6, 1) 1.0 (7, 1) 0.1 (8, 1) 1.0	25 4 1 8	5 1 0 4	2 0 0 4	5 0 0 4	0 0 0 1	0 0 0 7	0 0 0 11	0 4 1 11	33 4 1 11	4 4 1 11	0 0 0 11	0 0 0 11	0 0 0 11	0 0 0 11	0 0 0 11	3.18 1.235 0.00 0.000 36.00	4.000	



Batter	1	2	3	4	5	6	7	8	9	AB	R	H	RBI	BB	SO	LOB	TOP			
<b>Omar Moreno, L</b> OBP: 0.302, SLG: 0.320 (1, 8)										3	0	0	0	0	1	0	<b>Pittsburgh Pirates @ Philadelphia Phillies</b> <b>Veterans Stadium, Philadelphia, PA</b> Mon Aug 09 1982, 7:05 PM EDT Unknown			
<b>Lee Lacy, R</b> OBP: 0.347, SLG: 0.382 (1, 7)										4	0	1	1	0	0	0				
<b>Bill Madlock, R</b> OBP: 0.357, SLG: 0.453 (1, 3) (6, 5)										4	0	0	0	0	1	1				
<b>Jim Morrison, R</b> OBP: 0.285, SLG: 0.442 <b>Jason Thompson, L</b> OBP: 0.398, SLG: 0.514 <b>Jim Smith, R</b> OBP: 0.357, SLG: 0.389 (1, 5) (6, 3) (9, PR)										3	0	0	0	0	1	1				
<b>Dick Davis, R</b> OBP: 0.309, SLG: 0.466 (1, 9)										0	2	0	0	0	0	0				
<b>Dale Berra, R</b> OBP: 0.315, SLG: 0.403 (1, 6)										3	0	1	0	0	0	1				
<b>Johnny Ray, S</b> OBP: 0.337, SLG: 0.416 (1, 4)										4	0	2	2	0	0	1				
<b>Steve Nicosia, R</b> OBP: 0.359, SLG: 0.394 (1, 2)										4	0	1	0	0	1	4				
<b>John Candelaria, L</b> OBP: 0.273, SLG: 0.286 <b>Enrique Romo, R</b> OBP: 0.375, SLG: 0.625 <b>Kent Tekulve, R</b> (7, 1)										2	1	1	0	0	1	0				
<b>Inning Stats</b>	R: 0 E: 0 K: 0 S: 3	H: 0 LOB: 0 BB: 0 P: 3	R: 1 E: 0 K: 1 S: 7	H: 2 LOB: 1 BB: 0 P: 7	R: 1 E: 1 K: 2 S: 9	H: 2 LOB: 1 BB: 0 P: 9	R: 1 E: 0 K: 0 S: 3	H: 1 LOB: 0 BB: 1 P: 7	R: 0 E: 0 K: 0 S: 3	H: 0 LOB: 0 BB: 0 P: 3	R: 0 E: 0 K: 0 S: 4	H: 1 LOB: 1 BB: 0 P: 4	R: 0 E: 0 K: 0 S: 3	H: 0 LOB: 0 BB: 0 P: 3	R: 0 E: 0 K: 0 S: 4	H: 1 LOB: 2 BB: 1 P: 8	1B: 5 2B: 2 3B: 0 HR: 0	SF: 0 SAC: 2 DP: 1 HBP: 0	WP: 0 PB: 0 SB: 0 CS: 0	PA: 35
<b>PITCHER</b> <b>Steve Carlton, L</b> ERA: 3.11 (1, 1)	IP: 9.0 WLS: W BF: 35 H: 7 R: 3 ER: 3 SO: 5 BB: 2 IBB: 0 HBP: 0 BLK: 0 WP: 0 HR: 0 S: 43 P: 51 ERA: 3.00 WHIP: 1.000															<b>PITCHER</b> IP: WLS: BF: H: R: ER: SO: BB: IBB: HBP: BLK: WP: HR: S: P: ERA: WHIP:				

Batter	1	2	3	4	5	6	7	8	9	AB	R	H	RBI	BB	SO	LOB	BOTTOM			
<b>Pete Rose, S</b> OBP: 0.342, SLG: 0.355 (1, 3)										5	0	2	0	0	0	2	<b>Pittsburgh Pirates @ Philadelphia Phillies</b> <b>Veterans Stadium, Philadelphia, PA</b> Mon Aug 09 1982, 7:05 PM EDT Unknown			
<b>Manny Trillo, R</b> OBP: 0.314, SLG: 0.314 (1, 4)										3	0	2	0	0	0	0				
<b>Gary Matthews, R</b> OBP: 0.338, SLG: 0.443 (1, 7)										4	0	2	0	0	1	3				
<b>Mike Schmidt, R</b> OBP: 0.420, SLG: 0.567 (1, 5)										4	1	1	0	0	0	4				
<b>Bo Diaz, R</b> OBP: 0.341, SLG: 0.479 (1, 2)										3	1	1	0	1	2	3				
<b>Gary Maddox, R</b> OBP: 0.292, SLG: 0.413 <b>Bob Dernier, R</b> OBP: 0.318, SLG: 0.321 <b>Greg Gross, L</b> OBP: 0.369, SLG: 0.319 (1, 8) (7, 8) (8, PH) (9, 8)										3	1	1	0	0	1	1				
<b>Bill Robinson, R</b> OBP: 0.273, SLG: 0.397 <b>Luis Aguayo, R</b> OBP: 0.263, SLG: 0.371 (1, 9) (9, 6)										0	0	0	0	0	0	0				
<b>Ivan De Jesus, R</b> OBP: 0.307, SLG: 0.301 <b>George Vukovich, L</b> OBP: 0.333, SLG: 0.402 (1, 6) (8, PH) (9, 9)										3	0	1	1	0	0	1				
<b>Steve Carlton, L</b> OBP: 0.200, SLG: 0.286 (1, 1)										4	0	0	0	0	2	4				
<b>Inning Stats</b>	R: 0 E: 0 K: 0 S: 4	H: 1 LOB: 1 BB: 0 P: 4	R: 1 E: 0 K: 1 S: 7	H: 2 LOB: 1 BB: 0 P: 7	R: 0 E: 0 K: 0 S: 4	H: 1 LOB: 1 BB: 0 P: 4	R: 1 E: 1 K: 1 S: 6	H: 1 LOB: 1 BB: 1 P: 10	R: 0 E: 0 K: 1 S: 7	H: 2 LOB: 2 BB: 0 P: 7	R: 0 E: 0 K: 1 S: 5	H: 0 LOB: 0 BB: 0 P: 5	R: 0 E: 0 K: 1 S: 6	H: 2 LOB: 2 BB: 0 P: 6	R: 2 E: 0 K: 1 S: 7	H: 2 LOB: 2 BB: 2 P: 15	1B: 7 2B: 5 3B: 0 HR: 0	SF: 1 SAC: 1 DP: 1 HBP: 0	WP: 0 PB: 0 SB: 0 CS: 1	PA: 37
<b>PITCHER</b> <b>John Candelaria, L</b> ERA: 2.54 <b>Enrique Romo, R</b> ERA: 4.09 <b>Kent Tekulve, R</b> ERA: 2.93 (1, 1) (6, 1) (7, 1)	IP: 5.0 WLS: 0 BF: 23 H: 7 R: 2 ER: 1 SO: 3 BB: 1 IBB: 0 HBP: 0 BLK: 0 WP: 0 HR: 0 S: 28 P: 32 ERA: 1.80 WHIP: 1.600															<b>PITCHER</b> IP: WLS: BF: H: R: ER: SO: BB: IBB: HBP: BLK: WP: HR: S: P: ERA: WHIP:				



Batter	1	2	3	4	5	6	7	8	9	AB	R	H	RBI	BB	SO	LOB	TOP					
Omar Moreno, L OBP: 0.303, SLG: 0.321 Dick Davis, R OBP: 0.316, SLG: 0.481	0-0 1B		0-3 K		4-0 BB		0-0 5-3	0-0 3B	0-0 F9	2	0	1	0	0	1	0						
Johnny Ray, S OBP: 0.337, SLG: 0.415	0-0 F7		0-0 4-3		0-0 G4-6-3		0-0 1B	0-0 1B	0-0 FC4-6	6	2	2	1	0	0	4						
Bill Madlock, R OBP: 0.357, SLG: 0.452	0-0 1-2 1B		0-0 F8				0-0 6-3	0-0 E5 1B	0-0 5-3	6	1	2	0	0	0	2						
Jason Thompson, L OBP: 0.400, SLG: 0.513	0-3 K			0-0 G3		4-0 HR BB	1-0 1B	0-0 BB		3	2	1	1	1	1	2						
Mike Easter, L OBP: 0.347, SLG: 0.433	0-3 K			0-0 F5		0-0 HR	0-0 1B	0-0 2B	0-0 BB	4	1	2	4	1	1	2						
Lee Lacy, R OBP: 0.352, SLG: 0.391		0-0 5-3		0-0 F4		0-0 FC6-4 1B	0-0 1B	0-0 1B	0-0 2B	5	0	3	1	0	0	0						
Tony Peña, R OBP: 0.331, SLG: 0.429	4-0 5-3 BB			0-0 2B		0-0 FC6-4 1B	0-0 G1-2-3	4-0 FC5-4 IBB		3	1	2	0	2	0	3	AB 39					
Dale Berra, R OBP: 0.313, SLG: 0.400	0-0 5-3			0-0 F7		0-0 FC6-4		0-0 FC5-4		5	1	1	0	0	0	7	R 9					
Larry McWilliams, L OBP: 0.217, SLG: 0.152 John Milnes, R OBP: 0.228, SLG: 0.200 Cecilio Cuatrecasas, R OBP: 0.303, SLG: 0.440 Jim Morrison, R OBP: 0.235, SLG: 0.325 Enrique Romo, R OBP: 0.242, SLG: 0.403 Willie Stargell, L OBP: 0.291, SLG: 0.403 Kent Tekulve, R OBP: 0.291, SLG: 0.403	0-0 1-3			0-0 FC6-4		0-0 2B	0-0 K	0-0 FC4-6 1B		1	0	0	0	0	0	1	H 16					
<b>Inning Stats</b>	R: 0 E: 0 K: 2 S: 9	H: 2 LOB: 2 BB: 0 P: 9	R: 0 E: 0 K: 0 S: 3	H: 0 LOB: 1 BB: 1 P: 7	R: 0 E: 0 K: 1 S: 5	H: 0 LOB: 0 BB: 0 P: 5	R: 0 E: 0 K: 0 S: 3	H: 0 LOB: 0 BB: 0 P: 3	R: 1 E: 0 K: 0 S: 4	H: 2 LOB: 1 BB: 1 P: 8	R: 2 E: 0 K: 0 S: 6	H: 3 LOB: 2 BB: 1 P: 10	R: 2 E: 1 K: 0 S: 6	H: 4 LOB: 0 BB: 0 P: 7	R: 4 E: 0 K: 1 S: 10	H: 5 LOB: 3 BB: 2 P: 18	R: 0 E: 0 K: 0 S: 4	H: 1 LOB: 1 BB: 0 P: 4	1B: 12 2B: 3 3B: 1 HR: 1	SF: 0 SAC: 0 DP: 2 HBP: 1	WP: 1 PB: 0 SB: 1 CS: 0	PA: 48
<b>PITCHER</b>	IP WLS BF H R ER SO BB IBB HBP BLK WP HR S P ERA WHIP																					
Ed Farmer, R ERA: 5.94	(1, 1) 4.1 19 4 1 1 3 2 0 0 0 0 0 0 23 31 2.08 1.385																					
Sid Monge, L ERA: 4.0	(5, 1) 1.0 6 3 2 2 0 1 0 0 0 0 0 1 5 9 18.00 4.000																					
Jerry Reed, R ERA: 18.0	(6, 1) 1.0 6 2 2 2 0 0 0 0 1 0 0 0 5 6 18.00 2.000																					
Ron Reed, R ERA: 2.9	(7, 1) 1.1 L 10 6 4 4 1 1 0 0 0 0 1 0 11 15 27.00 5.250																					
Tug McGraw, L ERA: 4.41	(8, 1) 1.1 7 2 0 0 0 0 0 1 0 0 0 0 0 6 10 0.00 1.500																					

Pittsburgh Pirates @ Philadelphia Phillies  
Veterans Stadium, Philadelphia, PA  
Mon Aug 09 1982, Postponed  
Att: 51,568 - Unknown

AB 39  
R 9  
H 16  
RBI 8  
BB 4  
SO 4  
LOB 24



Batter	1	2	3	4	5	6	7	8	9	AB	R	H	RBI	BB	SO	LOB	BOTTOM					
Bob Dernier, R OBP: 0.317, SLG: 0.318	0-0 F7		4-0 1B BB		0-0 6-3		0-0 6-3			3	1	0	0	1	0	0						
Pete Rose, S OBP: 0.344, SLG: 0.356	0-0 F9		0-0 HR 1B		0-0 BB 1B		0-0 3-1			4	1	2	1	0	0	0						
Gary Matthews, R OBP: 0.341, SLG: 0.445	0-3 K		0-0 HR 1B		4-0 1-2 BB			0-0 G5-4-3 1B		3	1	2	1	1	1	0						
Mike Schmidt, R OBP: 0.419, SLG: 0.572		0-0 F5	0-0 HR		0-3 K			0-0 G5-4-3		4	1	1	3	0	1	3						
Bill Robinson, R OBP: 0.273, SLG: 0.400	0-0 F7		0-0 L5			0-0 WP CS 2B		0-3 K		4	0	1	0	0	1	0						
Ozzie Virgil, R OBP: 0.288, SLG: 0.319 Greg Gross, L OBP: 0.365, SLG: 0.315	0-0 6-3			0-0 F7		0-0 6-3		0-0 4-3		3	0	0	0	0	0	1						
Luis Aguayo, R OBP: 0.269, SLG: 0.447 Ron Reed, R OBP: 0.300, SLG: 0.375 Tug McGraw, R OBP: 0.332, SLG: 0.400			0-3 K	0-0 F8		0-0 HR		0-0 G3		3	1	1	1	0	1	0	AB 32					
Ivan De Jesus, R OBP: 0.306, SLG: 0.301			0-0 SH3-4 1B	0-3 K		0-0 F9		0-0 5-3		4	1	1	0	0	1	0	R 6					
Ed Farmer, R Sid Monge, S Jerry Reed, R Manny Trillo, R OBP: 0.313, SLG: 0.313			0-0 SH3-4	0-0 K		0-3 K		0-0 G3		0	0	0	0	0	0	0	H 8					
<b>Inning Stats</b>	R: 0 E: 0 K: 1 S: 5	H: 0 LOB: 0 BB: 0 P: 5	R: 0 E: 0 K: 0 S: 3	H: 0 LOB: 0 BB: 0 P: 3	R: 5 E: 0 K: 1 S: 9	H: 4 LOB: 0 BB: 1 P: 13	R: 0 E: 0 K: 1 S: 5	H: 0 LOB: 0 BB: 0 P: 5	R: 0 E: 0 K: 2 S: 8	H: 1 LOB: 2 BB: 1 P: 12	R: 1 E: 0 K: 0 S: 4	H: 2 LOB: 0 BB: 0 P: 4	R: 0 E: 0 K: 0 S: 3	H: 0 LOB: 0 BB: 0 P: 3	R: 0 E: 0 K: 1 S: 5	H: 1 LOB: 0 BB: 0 P: 5	R: 0 E: 0 K: 0 S: 3	H: 0 LOB: 0 BB: 0 P: 3	1B: 5 2B: 1 3B: 0 HR: 2	SF: 0 SAC: 1 DP: 1 HBP: 0	WP: 1 PB: 0 SB: 0 CS: 1	PA: 35
<b>PITCHER</b>	IP WLS BF H R ER SO BB IBB HBP BLK WP HR S P ERA WHIP																					
Larry McWilliams, L ERA: 4.45 Cecilio Cuatrecasas, R ERA: 3.6 Enrique Romo, R ERA: 4.07 Kent Tekulve, R ERA: 2.87	(1, 1) 4.0 17 4 5 5 3 1 0 0 0 0 0 0 8 12 0.00 2.000																					
(5, 1) 1.0 5 1 0 0 2 1 0 0 0 0 0 0 8 12 0.00 2.000																						
(6, 1) 2.0 W 7 2 1 1 0 0 0 0 0 0 1 1 7 7 4.50 1.000																						
(8, 1) 2.0 S 6 1 0 0 1 0 0 0 0 0 0 0 8 8 0.00 0.500																						

Pittsburgh Pirates @ Philadelphia Phillies  
Veterans Stadium, Philadelphia, PA  
Mon Aug 09 1982, Postponed  
Att: 51,568 - Unknown

AB 32  
R 6  
H 8  
RBI 6  
BB 2  
SO 6  
LOB 4





Batter	1	2	3	4	5	6	7	8	9	AB	R	H	RBI	BB	SO	LOB	TOP								
Lee Lacy, R (1, 8) OBP: 0.349, SLG: 0.387	0-0 4-3		0-0 S 1B		0-0 6-3		0-0 FC6-4		0-0 F4	5	0	1	1	0	0	1	Pittsburgh Pirates @ Philadelphia Phillies Veterans Stadium, Philadelphia, PA Tue Aug 10 1982, 7:05 PM EDT Att: 36,825 - Unknown								
Johnny Ray, S (1, 4) OBP: 0.335, SLG: 0.415	0-0 2B		0-3 K			0-0 L4	0-0 5-3		0-0 6-3	5	0	1	0	0	1	2									
Bill Madlock, R (1, 5) OBP: 0.358, SLG: 0.459	0-0 6-3		0-3 K			0-0 1B SF9			0-0 1B 3B	4	2	2	0	0	1	2									
Jason Thompson, L (1, 3) OBP: 0.401, SLG: 0.513	0-3 K			0-0 6-3		0-0 HBP 1B			0-0 2B SF8	4	1	2	1	0	1	1									
Mike Easter, L (1, 7) OBP: 0.351, SLG: 0.448		0-0 F7		0-0 HR		1-0 1B		3-H 0-0	0-0 1B	3	1	2	1	0	0	0									
Dick Davis, R (1, 9) OBP: 0.305, SLG: 0.472	0-0 5-3		0-0 6-3			0-0 HBP			0-0 2B	0	0	0	0	0	0	0									
Tony Peña, R (1, 2) OBP: 0.327, SLG: 0.424	0-0 F8			0-0 3-1		3-H 0-3 K			0-0 6-3	4	0	0	0	0	1	3									
Dale Berra, R (1, 6) OBP: 0.313, SLG: 0.398			0-0 SH3-4 1B		0-0 F4		0-0 5-3		0-0 G3	4	1	1	0	0	0	1									
Manny Sarmiento, R (1, 1) OBP: 0.216, SLG: 0.222 Other: Mottolo, L (5, PH) Cecilio Guante, R (5, 1) John Milner, L (7, PH) Enrique Romo, R (7, 1) Jim Morrison, R (8, PH) OBP: 0.202, SLG: 0.438			0-0 SH3-4		0-0 F2		0-0 FC6-4 1B		0-0 F9	0	0	0	0	0	0	0									
<b>Inning Stats</b>	R: 0 E: 0 K: 1 S: 6	H: 1 LOB: 1 BB: 0 P: 6	R: 0 E: 0 K: 0 S: 3	H: 0 LOB: 0 BB: 0 P: 3	R: 1 E: 0 K: 2 S: 9	H: 2 LOB: 1 BB: 0 P: 9	R: 1 E: 0 K: 0 S: 4	H: 1 LOB: 0 BB: 0 P: 4	R: 0 E: 0 K: 0 S: 3	H: 0 LOB: 0 BB: 0 P: 3	R: 1 E: 0 K: 1 S: 7	H: 2 LOB: 2 BB: 0 P: 8	R: 0 E: 0 K: 0 S: 4	H: 1 LOB: 1 BB: 0 P: 4	R: 2 E: 0 K: 0 S: 6	H: 3 LOB: 1 BB: 0 P: 6		R: 0 E: 0 K: 0 S: 3	H: 0 LOB: 0 BB: 0 P: 3	1B: 5 2B: 3 3B: 1 HR: 1	SF: 2 SAC: 1 DP: 0 HBP: 1	WP: 0 PB: 0 SB: 2 CS: 0	PA: 38		
<b>PITCHER</b>	IP WLS BF H R ER SO BB IBB HBP BLK WP HR S P ERA WHIP	7.0 W 31 9 5 5 4 0 0 0 0 0 0 1 38 39 6.43 1.286	2.0 L 7 1 0 0 0 0 0 0 0 0 0 0 7 7 0.00 0.500																						

AB	32
R	5
H	10
RBI	3
BB	0
SO	4
LOB	10



Batter	1	2	3	4	5	6	7	8	9	AB	R	H	RBI	BB	SO	LOB	BOTTOM							
Pete Rose, S (1, 3) OBP: 0.345, SLG: 0.363	4-0 1B BB	0-0 4-3		0-0 HR		0-0 4-3				3	1	1	2	1	0	2	Pittsburgh Pirates @ Philadelphia Phillies Veterans Stadium, Philadelphia, PA Tue Aug 10 1982, 7:05 PM EDT Att: 36,825 - Unknown							
Manny Trillo, R (1, 4) OBP: 0.315, SLG: 0.311	0-0 F7		4-0 FC6-4 1B BB	0-0 F7		4-0 HR BB				2	2	0	0	2	0	1								
Gary Matthews, R (1, 7) OBP: 0.343, SLG: 0.445	0-0 G5-4-3 1B		0-0 FC6-4 1B	0-0 4-3		0-3 K				4	0	2	0	0	1	1								
Mike Schmidt, R (1, 5) OBP: 0.417, SLG: 0.577	0-0 G5-4-3		0-0 FC6-4 1B HR	0-3 K		0-0 HR				4	2	1	2	0	1	4								
George Vukovich, L (1, 9) OBP: 0.335, SLG: 0.402		0-0 1B E 1B	0-0 HR 1B		0-3 K		0-0 4-3			4	2	2	1	0	1	0								
Gary Maddox, R (1, 8) OBP: 0.296, SLG: 0.429		0-0 F9 E 1B	0-0 HR		0-0 F7		0-0 F3			4	1	2	3	0	0	0								
Ozzie Virgil, R (1, 2) OBP: 0.273, SLG: 0.300 Bob Dernier, R (8, 8) OBP: 0.319, SLG: 0.320		0-0 E6	0-0 F9		0-0 F2			0-0 CS 1B		3	0	0	1	0	0	1								
Ivan De Jesus, R (1, 6) OBP: 0.303, SLG: 0.297		0-0 F9	0-0 F9			0-3 K		0-0 6-3		4	0	0	0	0	1	3								
Marty Bystrom, R (1, 1) OBP: 0.188, SLG: 0.200 Sid Monge, S (8, 1) Bo Diaz, R (8, 2) OBP: 0.340, SLG: 0.477		0-3 K		0-0 HR 1B		0-3 K		0-3 K		3	1	1	0	0	2	2								
<b>Inning Stats</b>	R: 0 E: 0 K: 0 S: 3	H: 1 LOB: 1 BB: 1 P: 7	R: 1 E: 1 K: 1 S: 8	H: 2 LOB: 2 BB: 0 P: 8	R: 4 E: 0 K: 0 S: 6	H: 3 LOB: 0 BB: 1 P: 10	R: 2 E: 0 K: 1 S: 7	H: 2 LOB: 0 BB: 0 P: 7	R: 0 E: 0 K: 1 S: 5	H: 0 LOB: 0 BB: 0 P: 5	R: 0 E: 0 K: 2 S: 7	H: 0 LOB: 0 BB: 0 P: 7	R: 2 E: 0 K: 1 S: 6	H: 1 LOB: 0 BB: 1 P: 10	R: 0 E: 0 K: 1 S: 5	H: 1 LOB: 0 BB: 0 P: 5		1B: 7 2B: 0 3B: 0 HR: 3	SF: 0 SAC: 0 DP: 1 HBP: 0	WP: 0 PB: 0 SB: 0 CS: 1	PA: 36			
<b>PITCHER</b>	IP WLS BF H R ER SO BB IBB HBP BLK WP HR S P ERA WHIP	4.0 L 22 8 7 7 2 2 0 0 0 0 0 0 12 12 0.00 0.000	2.0 L 6 0 0 0 3 0 0 0 0 0 0 0 1 11 15 9.00 1.500																					

AB	33
R	9
H	10
RBI	9
BB	3
SO	7
LOB	14





Batter	1	2	3	4	5	6	7	8	9	AB	R	H	RBI	BB	SO	LOB	TOP								
<b>Pete Rose, S</b> OBP: 0.343, SLG: 0.361 (1, 3)	6-3		L8		6-3		1-3		2B	5	0	1	2	0	0	4	<b>Philadelphia Phillies @ Montreal Expos</b> Olympic Stadium, Montreal, QB Thu Aug 12 1982, 7:05 PM EDT Unknown								
<b>Manny Trillo, R</b> OBP: 0.318, SLG: 0.314 (1, 4)	F9		1B			FC4		K	F4-3	5	0	2	1	0	1	1									
<b>Gary Matthews, R</b> OBP: 0.341, SLG: 0.443 (1, 7)	BB		6-3			F7		F7		3	0	0	0	1	0	2									
<b>Mike Schmidt, R</b> OBP: 0.416, SLG: 0.574 (1, 5)	P6				2-3	L8				4	0	1	0	0	0	2									
<b>Bo Diaz, R</b> OBP: 0.338, SLG: 0.473 (1, 2)		F4-3		P5		FC4		L8		4	0	0	0	0	0	2									
<b>Gary Maddox, R</b> OBP: 0.295, SLG: 0.425 (1, 8)		F4		6-3						4	0	0	0	0	0	0									
<b>George Vukovich, L</b> OBP: 0.341, SLG: 0.397 (1, 9)						K		FC5-4	2B	3	1	1	0	1	1	0									
<b>Ivan De Jesus, R</b> OBP: 0.304, SLG: 0.300 (1, 6)			SH1-4			K		FC5-4	2B	4	2	2	0	0	1	1									
<b>Larry Christenson, R</b> OBP: 0.111, SLG: 0.189 (1, 1)			SH1-4							1	0	1	0	0	0	0									
<b>Greg Gross, L</b> OBP: 0.366, SLG: 0.319 (7, PH)										1	0	1	0	0	0	0									
<b>Tug McGraw, R</b> OBP: 0.271, SLG: 0.397 (7, 1)										0	0	0	0	0	0	0									
<b>Bill Robinson, R</b> OBP: 0.271, SLG: 0.397 (9, PH)										1	0	0	0	0	1	2									
<b>Inning Stats</b>	R: 0 E: 0 K: 0 S: 3	H: 0 LOB: 1 BB: 1 P: 7	R: 0 E: 0 K: 0 S: 3	H: 0 LOB: 0 BB: 0 P: 3	R: 1 E: 0 K: 0 S: 5	H: 2 LOB: 1 BB: 0 P: 5	R: 0 E: 0 K: 0 S: 3	H: 0 LOB: 0 BB: 0 P: 3	R: 0 E: 0 K: 2 S: 8	H: 1 LOB: 1 BB: 0 P: 8	R: 0 E: 0 K: 0 S: 4	H: 1 LOB: 1 BB: 0 P: 4	R: 0 E: 0 K: 0 S: 5	H: 2 LOB: 2 BB: 0 P: 5	R: 0 E: 0 K: 1 S: 6	H: 1 LOB: 1 BB: 0 P: 6	R: 2 E: 0 K: 1 S: 7	H: 2 LOB: 1 BB: 1 P: 11	1B: 7 2B: 2 3B: 0 HR: 0	SF: 0 SAC: 1 DP: 0 HBP: 0	WP: 0 PB: 0 SB: 1 CS: 0	PA: 38			
<b>PITCHER</b>	IP	WLS	BF	H	R	ER	SO	BB	IBB	HBP	BLK	WP	HR	S	P	ERA	WHIP								
<b>Bill Gullickson, R</b> ERA: 3.8 (1, 1)	8.2	W	37	9	3	3	4	2	0	0	0	0	0	43	51	3.12	1.269								
<b>Jeff Reardon, R</b> ERA: 1.75 (9, 1)	0.1	S	1	0	0	0	0	0	0	0	0	0	0	1	1	0.00	0.000								

Batter	1	2	3	4	5	6	7	8	9	AB	R	H	RBI	BB	SO	LOB	BOTTOM								
<b>Tim Raines, S</b> OBP: 0.363, SLG: 0.367 (1, 7)	6-3		FC5-4		6-3		F9			4	0	0	0	0	0	3	<b>Philadelphia Phillies @ Montreal Expos</b> Olympic Stadium, Montreal, QB Thu Aug 12 1982, 7:05 PM EDT Unknown								
<b>Joel Youngblood, R</b> OBP: 0.319, SLG: 0.361 (1, 9)	F2		1B			F8		1B		4	1	3	1	0	0	0									
<b>Andre Dawson, R</b> OBP: 0.334, SLG: 0.478 (1, 8)	F8		1B			F8		1B		4	0	2	1	0	0	1									
<b>Al Oliver, L</b> OBP: 0.386, SLG: 0.518 (1, 3)		L7	G4-6-3					HBP		3	0	1	1	1	0	3									
<b>Gary Carter, R</b> OBP: 0.388, SLG: 0.542 (1, 2)	F7				K		P3			3	0	0	0	0	1	2									
<b>Tim Wallach, R</b> OBP: 0.320, SLG: 0.463 (1, 5)	1-4-3				1B					4	1	1	0	0	1	3									
<b>Chris Speier, R</b> OBP: 0.328, SLG: 0.356 (1, 6)			1B		3B					3	2	1	1	1	0	0									
<b>Doug Flynn, R</b> OBP: 0.240, SLG: 0.271 (1, 4)			FC5-4		CS					4	1	2	1	0	2	0									
<b>Bill Gullickson, R</b> OBP: 0.140, SLG: 0.161 (1, 1)			FC5-4		F7					4	1	2	1	0	0	1									
<b>Jeff Reardon, R</b> OBP: 0.125, SLG: 0.250 (9, 1)			FC5-4							0	0	0	0	0	0	0									
<b>Inning Stats</b>	R: 0 E: 0 K: 0 S: 3	H: 0 LOB: 0 BB: 0 P: 3	R: 0 E: 0 K: 0 S: 3	H: 0 LOB: 0 BB: 0 P: 3	R: 2 E: 0 K: 0 S: 6	H: 4 LOB: 2 BB: 1 P: 10	R: 2 E: 0 K: 1 S: 7	H: 3 LOB: 0 BB: 0 P: 7	R: 0 E: 0 K: 0 S: 4	H: 1 LOB: 2 BB: 1 P: 8	R: 0 E: 0 K: 2 S: 7	H: 0 LOB: 0 BB: 0 P: 7	R: 2 E: 0 K: 0 S: 6	H: 4 LOB: 2 BB: 0 P: 7	R: 0 E: 0 K: 1 S: 5	H: 0 LOB: 0 BB: 0 P: 5	1B: 9 2B: 2 3B: 1 HR: 0	SF: 0 SAC: 0 DP: 2 HBP: 1	WP: 1 PB: 0 SB: 0 CS: 1	PA: 36					
<b>PITCHER</b>	IP	WLS	BF	H	R	ER	SO	BB	IBB	HBP	BLK	WP	HR	S	P	ERA	WHIP								
<b>Larry Christenson, R</b> ERA: 3.44 (1, 1)	6.0	L	26	8	4	4	3	2	0	0	0	0	0	30	38	6.00	1.667								
<b>Tug McGraw, L</b> ERA: 4.91 (7, 1)	2.0		10	4	2	2	1	0	0	1	0	1	0	11	12	9.00	2.000								



Batter	1	2	3	4	5	6	7	8	9	AB	R	H	RBI	BB	SO	LOB	TOP										
<b>Pete Rose, S</b> OBP: 0.347, SLG: 0.364 (1, 3)										4	2	3	0	1	0	0	<b>Philadelphia Phillies @ Montreal Expos</b> Olympic Stadium, Montreal, QB Thu Aug 12 1982, 7:05 PM EDT Att: 55,097 - Unknown										
<b>Manny Trillo, R</b> OBP: 0.317, SLG: 0.315 (1, 4)										5	1	1	0	0	0	3											
<b>Gary Matthews, R</b> OBP: 0.340, SLG: 0.439 (1, 7)										4	1	0	0	1	1	2											
<b>Mike Schmidt, R</b> OBP: 0.414, SLG: 0.579 (1, 5)										4	1	1	3	0	1	0											
<b>George Vukovich, L</b> OBP: 0.347, SLG: 0.407 (1, 9)										5	1	3	0	0	0	0											
<b>Ozzie Virgil, R</b> OBP: 0.276, SLG: 0.321 (1, 2)										3	0	1	0	0	1	1											
<b>Bo Diaz, R</b> OBP: 0.339, SLG: 0.473 (7, 2)										2	0	1	2	0	0	1											
<b>Bob Demier, R</b> OBP: 0.321, SLG: 0.326 (1, 8)										3	1	1	0	1	1	3											
<b>Ivan De Jesus, R</b> OBP: 0.309, SLG: 0.303 (1, 6)										2	0	1	2	2	1	0											
<b>Ed Farmer, R</b> (1, 1)										1	0	0	0	0	1	1											
<b>Gary Maddox, R</b> OBP: 0.294, SLG: 0.423 (5, PH)										1	0	0	0	0	1	0											
<b>Jerry Reed, R</b> (5, PH)										0	0	0	0	0	0	0											
<b>Greg Gross, L</b> OBP: 0.336, SLG: 0.516 (7, PH)										1	0	0	0	0	0	2											
<b>Sid Monge, S</b> (7, 1)										0	0	0	0	0	0	0											
<b>Ron Reed, R</b> OBP: 0.260, SLG: 0.373 (7, 1)										0	0	0	0	0	0	0											
<b>Bill Robinson, R</b> OBP: 0.266, SLG: 0.393 (8, PH)										1	0	0	0	0	1	3											
<b>Sparky Lyle, L</b> OBP: 0.467, SLG: 0.500 (8, 1)										0	0	0	0	0	0	0											
<b>Inning Stats</b>	R: 0 E: 0 K: 0 S: 3	H: 1 LOB: 0 BB: 0 P: 3	R: 2 E: 0 K: 1 S: 7	H: 2 LOB: 1 BB: 1 P: 11	R: 0 E: 0 K: 1 S: 2	H: 0 LOB: 0 BB: 1 P: 6	R: 0 E: 0 K: 1 S: 6	H: 1 LOB: 1 BB: 0 P: 6	R: 0 E: 0 K: 2 S: 7	H: 0 LOB: 0 BB: 0 P: 7	R: 0 E: 0 K: 1 S: 5	H: 0 LOB: 0 BB: 0 P: 5	R: 0 E: 0 K: 1 S: 6	H: 1 LOB: 2 BB: 1 P: 10	R: 3 E: 0 K: 2 S: 11	H: 4 LOB: 3 BB: 2 P: 19	R: 2 E: 0 K: 0 S: 6	H: 3 LOB: 1 BB: 0 P: 6	1B: 6 2B: 4 3B: 1 HR: 1	SF: 1 SAC: 0 DP: 2 HBP: 0	WP: 0 PB: 0 SB: 0 CS: 0	PA: 42					
<b>PITCHER</b>	IP	WLS	BF	H	R	ER	SO	BB	IBB	HBP	BLK	WP	HR	S	P	ERA	WHIP										
<b>Ray Burris, R</b> ERA: 4.44 (1, 1)	7.0		27	5	2	2	6	3	0	0	0	0	0	36	48	2.57	1.143										
<b>Jeff Reardon, R</b> ERA: 2.12 (8, 1)	1.0		9	4	3	3	2	2	0	0	0	0	0	11	19	27.00	6.000										
<b>Woodie Fryman, L</b> ERA: 3.59 (9, 1)	1.0	W	6	3	2	2	0	0	0	0	0	0	1	6	6	18.00	3.000										

Batter	1	2	3	4	5	6	7	8	9	AB	R	H	RBI	BB	SO	LOB	BOTTOM										
<b>Tim Raines, S</b> OBP: 0.365, SLG: 0.369 (1, 7)										5	3	3	0	0	0	0	<b>Philadelphia Phillies @ Montreal Expos</b> Olympic Stadium, Montreal, QB Thu Aug 12 1982, 7:05 PM EDT Att: 55,097 - Unknown										
<b>Joel Youngblood, R</b> OBP: 0.320, SLG: 0.366 (1, 9)										5	2	2	2	0	2	2											
<b>Andre Dawson, R</b> OBP: 0.337, SLG: 0.477 (1, 8)										3	1	1	0	2	0	3											
<b>Al Oliver, L</b> OBP: 0.392, SLG: 0.524 (1, 3)										3	0	3	4	2	0	0											
<b>Brad Mills, L</b> OBP: 0.317, SLG: 0.364 (1, 5)										3	0	0	0	0	1	6											
<b>Tim Wallach, R</b> OBP: 0.318, SLG: 0.461 (7, PH)										2	0	0	0	0	0	2											
<b>Chris Speier, R</b> OBP: 0.329, SLG: 0.355 (1, 6)										4	0	1	1	1	0	4											
<b>Tim Blackwell, S</b> OBP: 0.225, SLG: 0.216 (1, 2)										2	0	0	0	0	2	3											
<b>Gary Carter, R</b> OBP: 0.390, SLG: 0.545 (7, 2)										2	1	1	0	1	0	1											
<b>Doug Flynn, R</b> OBP: 0.236, SLG: 0.267 (1, 4)										5	0	0	0	0	0	5											
<b>Ray Burris, R</b> OBP: 0.336, SLG: 0.281 (1, 1)										2	0	0	0	0	1	0											
<b>Jerry Reed, R</b> OBP: 0.219, SLG: 0.415 (7, PH)										1	0	1	0	0	0	0											
<b>Bryan Lintz, S</b> OBP: 0.276, SLG: 0.276 (7, PH)										0	1	0	0	0	0	0											
<b>Jeff Reardon, R</b> OBP: 0.303, SLG: 0.290 (8, 1)										0	0	0	0	0	0	0											
<b>Dan Norman, R</b> OBP: 0.260, SLG: 0.350 (8, PH)										1	0	0	0	0	0	0											
<b>Woodie Fryman, R</b> OBP: 0.187, SLG: 0.197 (9, 1)										0	0	0	0	0	0	0											
<b>Warren Cromartie, L</b> OBP: 0.336, SLG: 0.376 (9, PH)										1	0	1	1	0	0	0											
<b>Inning Stats</b>	R: 1 E: 0 K: 2 S: 9	H: 2 LOB: 3 BB: 2 P: 17	R: 0 E: 0 K: 0 S: 3	H: 0 LOB: 0 BB: 0 P: 3	R: 0 E: 0 K: 1 S: 5	H: 0 LOB: 2 BB: 2 P: 13	R: 0 E: 0 K: 2 S: 7	H: 0 LOB: 0 BB: 0 P: 7	R: 1 E: 0 K: 0 S: 5	H: 2 LOB: 1 BB: 0 P: 5	R: 0 E: 0 K: 0 S: 3	H: 1 LOB: 0 BB: 0 P: 3	R: 3 E: 1 K: 0 S: 8	H: 4 LOB: 3 BB: 1 P: 12	R: 2 E: 0 K: 1 S: 7	H: 2 LOB: 1 BB: 1 P: 11	R: 1 E: 0 K: 0 S: 4	H: 2 LOB: 1 BB: 0 P: 4	1B: 10 2B: 3 3B: 0 HR: 0	SF: 0 SAC: 0 DP: 1 HBP: 0	WP: 1 PB: 0 SB: 3 CS: 0	PA: 45					
<b>PITCHER</b>	IP	WLS	BF	H	R	ER	SO	BB	IBB	HBP	BLK	WP	HR	S	P	ERA	WHIP										
<b>Ed Farmer, R</b> ERA: 5.65 (1, 1)	4.0		18	2	1	1	5	3	1	0	0	0	0	8	8	4.50	1.250										
<b>Jerry Reed, R</b> ERA: 9.0 (5, 1)	2.0		8	3	1	1	0	0	0	0	0	0	0	8	8	4.50	1.500										
<b>Sid Monge, L</b> ERA: 4.28 (7, 1)	0.1		5	4	3	3	0	0	0	0	0	1	0	5	5	81.00	12.000										
<b>Ron Reed, R</b> ERA: 2.84 (7, 1)	0.2		4	0	0	0	0	0	1	0	0	0	0	3	7	0.00	0.000										
<b>Sparky Lyle, L</b> ERA: 5.15 (8, 1)	1.2	L	10	4	3	3	1	0	1	0	0	0	0	11	15	16.20	2.400										



Batter	1	2	3	4	5	6	7	8	9	AB	R	H	RBI	BB	SO	LOB	TOP	
<b>Pete Rose, S</b> OBP: 0.349, SLG: 0.366 (1, 3)	L6		G3			BB BB 1B		2B SF9 1B		4	1	2	0	0	0	0		
<b>Manny Trillo, R</b> OBP: 0.318, SLG: 0.318 (1, 4)	5-3			1-3		BB 1-2 BB		1-3 2B		3	0	1	0	1	0	0		
<b>Gary Matthews, R</b> OBP: 0.339, SLG: 0.438 (1, 7)	FC5-4 1B			K		L3		SF9		3	0	1	1	0	1	2		
<b>Mike Schmidt, R</b> OBP: 0.412, SLG: 0.574 (1, 5)	FC5-4 1-2			5-3		4-0 1-2 2-3 BB		3-H F4		3	0	0	0	1	0	2		
<b>Bo Diaz, R</b> OBP: 0.338, SLG: 0.478 (1, 2)		6-3				HR		F4-6-3 1-2		4	1	1	1	0	0	3		
<b>Gary Maddox, R</b> OBP: 0.293, SLG: 0.419 (1, 8)	F9			1-3 1B				F4-3		4	0	1	0	0	0	0		
<b>George Vukovich, L</b> OBP: 0.341, SLG: 0.399 (1, 9)			K	1-3				F8		4	0	0	0	0	1	1		
<b>Ivan De Jesus, R</b> OBP: 0.306, SLG: 0.301 (1, 6)			6-3	2-3				F9		3	0	0	0	0	0	1		
<b>Mike Krukow, R</b> OBP: 0.185, SLG: 0.204 (1, 1)			K	5-3						2	0	0	0	0	1	1		
<b>Greg Gross, L</b> OBP: 0.361, SLG: 0.313 (8, PH)										1	0	0	0	0	0	0		
<b>Tug McGraw, R</b> (8, 1)								1-3		0	0	0	0	0	0	0		
<b>Inning Stats</b>	R: 0 E: 0 K: 0 S: 4	H: 1 LOB: 1 BB: 0 P: 4	R: 0 E: 0 K: 1 S: 5	H: 0 LOB: 0 BB: 0 P: 5	R: 0 E: 0 K: 1 S: 5	H: 0 LOB: 0 BB: 0 P: 5	R: 1 E: 0 K: 0 S: 5	H: 2 LOB: 1 BB: 0 P: 5	R: 0 E: 0 K: 0 S: 3	H: 0 LOB: 0 BB: 0 P: 3	R: 1 E: 0 K: 0 S: 5	H: 2 LOB: 1 BB: 0 P: 5	R: 0 E: 0 K: 0 S: 3	H: 0 LOB: 0 BB: 0 P: 3	1B: 4 2B: 1 3B: 0 HR: 1	SF: 1 SAC: 0 DP: 1 HBP: 0	WP: 0 PB: 0 SB: 0 CS: 0	PA: 34
<b>PITCHER</b>	IP WLS BF H R ER SO BB IBB HBP BLK WP HR S P ERA WHIP																	
<b>David Palmer, R</b> ERA: 3.18 (1, 1)	2.2		9	1	0	0	2	0	0	0	0	0	0	0	0	0	0.00	0.375
<b>Bryn Smith, R</b> ERA: 4.12 (3, 1)	2.2	W	13	3	1	1	1	2	0	0	0	0	0	1	13	21	3.38	1.875
<b>Jeff Reardon, R</b> ERA: 2.13 (6, 1)	3.2	S	12	2	1	1	0	0	0	0	0	0	0	0	12	12	2.46	0.545

Philadelphia Phillies @ Montreal Expos  
Olympic Stadium, Montreal, QB  
Fri Aug 13 1982, 7:05 PM EDT  
Att: 48,237 - Unknown

AB	31
R	2
H	6
RBI	2
BB	2
SO	3
LOB	10



Batter	1	2	3	4	5	6	7	8	9	AB	R	H	RBI	BB	SO	LOB	BOTTOM	
<b>Tim Raines, S</b> OBP: 0.365, SLG: 0.367 (1, 7)	3-1		F9 S 1B BB		K			5-3		3	1	0	0	1	1	0		
<b>Joel Youngblood, R</b> OBP: 0.315, SLG: 0.360 (1, 9)	1-3		K		F8			5-3		4	0	0	0	0	1	1		
<b>Andre Dawson, R</b> OBP: 0.335, SLG: 0.474 (1, 8)	K		F9		F7					3	0	0	0	0	1	1		
<b>Al Oliver, L</b> OBP: 0.392, SLG: 0.522 (1, 3)		4-3			4-3					3	0	1	1	0	0	0		
<b>Gary Carter, R</b> OBP: 0.388, SLG: 0.540 (1, 2)		6-3	F8		F8					3	0	0	0	0	0	1		
<b>Tim Lincecum, R</b> OBP: 0.318, SLG: 0.460 (1, 5)			BB 3B 1B		F7			5-3		3	1	1	0	0	0	0		
<b>Chris Speier, R</b> OBP: 0.329, SLG: 0.353 (1, 6)			F9		F9			F8		2	1	0	0	1	0	0		
<b>Doug Flynn, R</b> OBP: 0.237, SLG: 0.274 (1, 4)			1-2 3B BB		K					3	0	1	2	0	2	0		
<b>David Palmer, R</b> OBP: 0.042, SLG: 0.042 (1, 1)					1-3					1	0	0	0	0	0	1		
<b>Bryn Smith, R</b> (3, 1)										1	0	0	0	0	0	0		
<b>Jeff Reardon, R</b> OBP: 0.111, SLG: 0.222 (6, 1)								K		1	0	0	0	0	1	0		
<b>Inning Stats</b>	R: 0 E: 0 K: 1 S: 5	H: 0 LOB: 0 BB: 0 P: 5	R: 2 E: 0 K: 0 S: 5	H: 2 LOB: 1 BB: 1 P: 9	R: 1 E: 0 K: 1 S: 6	H: 1 LOB: 1 BB: 1 P: 10	R: 0 E: 0 K: 1 S: 5	H: 0 LOB: 0 BB: 0 P: 5	R: 0 E: 0 K: 0 S: 3	H: 0 LOB: 0 BB: 0 P: 3	R: 0 E: 0 K: 1 S: 5	H: 0 LOB: 0 BB: 0 P: 5	R: 0 E: 0 K: 1 S: 5	H: 0 LOB: 0 BB: 0 P: 5	1B: 2 2B: 0 3B: 1 HR: 0	SF: 0 SAC: 0 DP: 0 HBP: 0	WP: 0 PB: 0 SB: 1 CS: 0	PA: 29
<b>PITCHER</b>	IP WLS BF H R ER SO BB IBB HBP BLK WP HR S P ERA WHIP																	
<b>Mike Krukow, R</b> ERA: 2.78 (1, 1)	7.0	L	26	3	3	3	5	2	0	0	0	0	0	0	34	42	3.86	0.714
<b>Tug McGraw, L</b> ERA: 4.66 (8, 1)	1.0		3	0	0	0	1	0	0	0	0	0	0	5	5	0.00	0.000	

Philadelphia Phillies @ Montreal Expos  
Olympic Stadium, Montreal, QB  
Fri Aug 13 1982, 7:05 PM EDT  
Att: 48,237 - Unknown

AB	27
R	3
H	3
RBI	3
BB	2
SO	6
LOB	4









Batter	1	2	3	4	5	6	7	8	9	AB	R	H	RBI	BB	SO	LOB	TOP					
<b>Pete Rose, S</b> OBP: 0.350, SLG: 0.367 (1, 3)										4	1	1	0	0	0	0	<b>Philadelphia Phillies @ Montreal Expos</b> Olympic Stadium, Montreal, QB Sun Aug 15 1982, 3:33 AM EDT Att: 59,094 - Unknown					
<b>Manny Trillo, R</b> OBP: 0.321, SLG: 0.322 (1, 4)										3	0	1	0	0	0	0						
<b>Gary Matthews, R</b> OBP: 0.342, SLG: 0.446 <b>Bob Demier, R</b> OBP: 0.322, SLG: 0.328 (1, 7) (9, 9)										4	0	1	0	0	0	3						
<b>Mike Schmidt, R</b> OBP: 0.414, SLG: 0.579 (1, 5)										4	1	1	2	0	2	1						
<b>George Vukovich, L</b> OBP: 0.339, SLG: 0.400 <b>Tug McGraw, R</b> (9, 1)										4	0	1	0	0	0	1						
<b>Ron Reed, R</b> OBP: 0.273, SLG: 0.333 (9, 1)										4	0	0	0	0	0	0						
<b>Gary Maddox, R</b> OBP: 0.297, SLG: 0.435 (1, 8)										3	1	1	1	0	0	1						
<b>Ozzie Virgil, R</b> OBP: 0.279, SLG: 0.321 <b>Greg Gross, L</b> OBP: 0.364, SLG: 0.309 (1, 2) (9, 7)										3	0	1	0	0	0	1						
<b>Ivan De Jesus, R</b> OBP: 0.305, SLG: 0.298 (1, 6)										3	0	0	0	0	0	1						
<b>Marty Bystrom, R</b> OBP: 0.158, SLG: 0.167 <b>Bo Diaz, R</b> OBP: 0.340, SLG: 0.480 (1, 1) (9, 2)										3	0	0	0	0	1	0						
<b>Inning Stats</b>	R: 0 E: 1 K: 0 S: 3	H: 0 LOB: 0 BB: 0 P: 3	R: 0 E: 0 K: 1 S: 5	H: 0 LOB: 0 BB: 0 P: 5	R: 0 E: 0 K: 1 S: 5	H: 1 LOB: 0 BB: 0 P: 5	R: 0 E: 0 K: 0 S: 3	H: 1 LOB: 0 BB: 0 P: 3	R: 0 E: 0 K: 1 S: 6	H: 1 LOB: 1 BB: 0 P: 6	R: 0 E: 0 K: 0 S: 3	H: 0 LOB: 0 BB: 0 P: 3	R: 0 E: 0 K: 0 S: 4	H: 1 LOB: 1 BB: 0 P: 4	R: 1 E: 0 K: 0 S: 4	H: 1 LOB: 0 BB: 0 P: 4	R: 2 E: 0 K: 0 S: 5	H: 2 LOB: 0 BB: 0 P: 5	1B: 5 2B: 0 3B: 0 HR: 2	SF: 0 SAC: 1 DP: 2 HBP: 0	WP: 0 PB: 0 SB: 0 CS: 1	PA: 32
<b>PITCHER</b> <b>Steve Rogers, R</b> ERA: 2.48 (1, 1)	IP: 9.0 WLS: L BF: 32	H: 7 R: 3 ER: 3 SO: 3	BB: 0 IBB: 0 HBP: 0 BLK: 0	WP: 0 HR: 2 S: 38 P: 38	ERA: 3.00 WHIP: 0.778	<b>PITCHER</b>										ERA: 3.00 WHIP: 0.778						

AB	31
R	3
H	7
RBI	3
BB	0
SO	3
LOB	8



Batter	1	2	3	4	5	6	7	8	9	AB	R	H	RBI	BB	SO	LOB	BOTTOM					
<b>Warren Cromartie, L</b> OBP: 0.331, SLG: 0.378 (1, 7)										3	0	1	0	1	0	0	<b>Philadelphia Phillies @ Montreal Expos</b> Olympic Stadium, Montreal, QB Sun Aug 15 1982, 3:33 AM EDT Att: 59,094 - Unknown					
<b>Joel Youngblood, R</b> OBP: 0.313, SLG: 0.356 (1, 9)										4	0	0	0	0	2							
<b>Andre Dawson, R</b> OBP: 0.335, SLG: 0.478 (1, 8)										4	0	0	0	0	1	1						
<b>Al Oliver, L</b> OBP: 0.397, SLG: 0.528 (1, 3)										3	1	1	0	0	0	1						
<b>Gary Carter, R</b> OBP: 0.387, SLG: 0.546 (1, 2)										2	0	0	0	1	0	1						
<b>Tim Lincecum, R</b> OBP: 0.322, SLG: 0.463 (1, 5)										3	0	1	0	0	0	2						
<b>Chris Speier, R</b> OBP: 0.328, SLG: 0.349 (1, 6)										3	0	1	0	0	0	2						
<b>Doug Flynn, R</b> OBP: 0.232, SLG: 0.268 (1, 4)										3	0	0	0	0	0	3						
<b>Steve Rogers, R</b> OBP: 0.254, SLG: 0.183 (1, 1)										3	0	0	0	0	0	1						
<b>Inning Stats</b>	R: 0 E: 0 K: 1 S: 4	H: 0 LOB: 1 BB: 1 P: 8	R: 1 E: 1 K: 0 S: 4	H: 1 LOB: 1 BB: 1 P: 8	R: 0 E: 0 K: 0 S: 3	H: 0 LOB: 0 BB: 0 P: 3	R: 0 E: 0 K: 0 S: 2	H: 0 LOB: 0 BB: 0 P: 3	R: 0 E: 0 K: 0 S: 3	H: 0 LOB: 0 BB: 0 P: 3	R: 0 E: 0 K: 0 S: 3	H: 0 LOB: 0 BB: 0 P: 3	R: 0 E: 0 K: 0 S: 4	H: 1 LOB: 1 BB: 0 P: 4	R: 0 E: 0 K: 0 S: 4	H: 1 LOB: 1 BB: 0 P: 4		R: 0 E: 0 K: 0 S: 4	H: 1 LOB: 1 BB: 0 P: 4	1B: 4 2B: 0 3B: 0 HR: 0	SF: 0 SAC: 0 DP: 3 HBP: 1	WP: 0 PB: 0 SB: 0 CS: 0
<b>PITCHER</b> <b>Marty Bystrom, R</b> ERA: 3.95 <b>Tug McGraw, L</b> ERA: 4.69 <b>Ron Reed, R</b> ERA: 3.08 (1, 1) (9, 1) (9, 1)	IP: 8.0 WLS: W BF: 27	H: 3 R: 1 ER: 0 SO: 0	BB: 2 IBB: 0 HBP: 1 BLK: 0	WP: 0 HR: 0 S: 26 P: 35	ERA: 0.00 WHIP: 0.625	<b>PITCHER</b>										ERA: 0.00 WHIP: 0.625						

AB	28
R	1
H	4
RBI	0
BB	2
SO	1
LOB	13





Batter	1	2	3	4	5	6	7	8	9	AB	R	H	RBI	BB	SO	LOB	TOP			
<b>Pete Rose, S</b> OBP: 0.347, SLG: 0.364 (1, 3)										4	0	0	0	0	0	0	<b>Philadelphia Phillies @ Houston Astros</b> Astrodome, Houston, TX Tue Aug 17 1982, 8:05 PM EDT Att: 19,725 - Dome			
<b>Manny Trillo, R</b> OBP: 0.320, SLG: 0.321 (1, 4)										4	0	1	0	0	1	0				
<b>Gary Matthews, R</b> OBP: 0.339, SLG: 0.442 (1, 7)										4	0	0	0	0	1	1				
<b>Mike Schmidt, R</b> OBP: 0.413, SLG: 0.575 (1, 5)										4	0	1	0	0	0	1				
<b>Bo Diaz, R</b> OBP: 0.339, SLG: 0.478 (1, 2)										4	0	1	0	0	0	2				
<b>Gary Maddox, R</b> OBP: 0.302, SLG: 0.438 (1, 8)										3	0	2	0	0	0	0				
<b>George Vukovich, L</b> OBP: 0.335, SLG: 0.394 (1, 9)										3	0	0	0	0	1	3				
<b>Ivan De Jesus, R</b> OBP: 0.303, SLG: 0.296 (1, 6)										3	0	0	0	0	1	0				
<b>Larry Christenson, R</b> OBP: 0.107, SLG: 0.182 (8, PH)										2	0	0	0	0	0	0				
<b>Greg Gross, L</b> OBP: 0.360, SLG: 0.306 (8, 1)										1	0	0	0	0	0	0				
<b>Tug McGraw, R</b> (8, 1)										0	0	0	0	0	0	0				
<b>Ed Farmer, R</b> (8, 1)										0	0	0	0	0	0	0				
<b>Inning Stats</b>	R: 0 E: 0 K: 0 S: 3	H: 0 LOB: 0 BB: 0 P: 3	R: 0 E: 0 K: 0 S: 4	H: 1 LOB: 1 BB: 0 P: 4	R: 0 E: 0 K: 0 S: 3	H: 0 LOB: 0 BB: 0 P: 3	R: 0 E: 0 K: 1 S: 6	H: 1 LOB: 1 BB: 0 P: 6	R: 0 E: 0 K: 1 S: 5	H: 0 LOB: 0 BB: 0 P: 5	R: 0 E: 0 K: 2 S: 9	H: 2 LOB: 2 BB: 0 P: 9	R: 0 E: 0 K: 0 S: 3	H: 0 LOB: 0 BB: 0 P: 3	R: 0 E: 0 K: 0 S: 4	H: 1 LOB: 1 BB: 0 P: 4	1B: 5 2B: 0 3B: 0 HR: 0	SF: 0 SAC: 0 DP: 0 HBP: 0	WP: 0 PB: 0 SB: 1 CS: 0	PA: 32
<b>PITCHER</b> <b>Vern Ruhle, R</b> ERA: 3.41 (1, 1)	IP: 9.0 WLS: W BF: 32 H: 5 R: 0 ER: 0 SO: 4 BB: 0 IBB: 0 HBP: 0 BLK: 0 WP: 0 HR: 0 S: 40 P: 40 ERA: 0.00 WHIP: 0.556															<b>PITCHER</b> IP: WLS: BF: H: R: ER: SO: BB: IBB: HBP: BLK: WP: HR: S: P: ERA: WHIP				

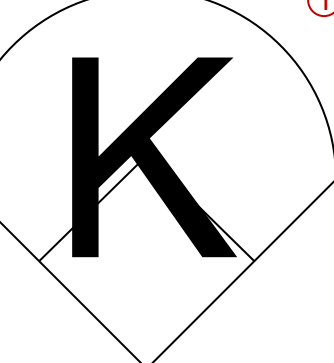
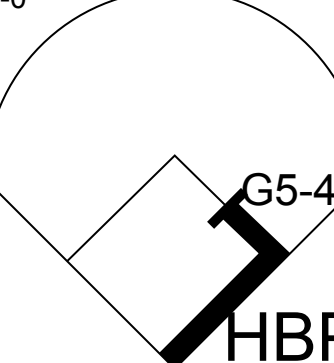
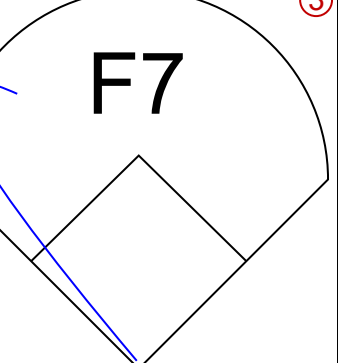
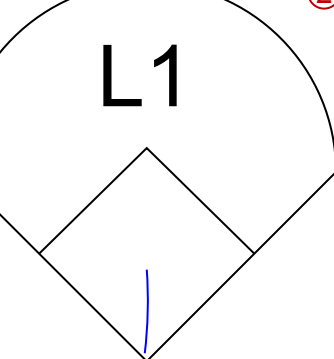
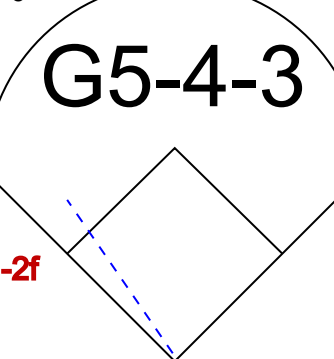
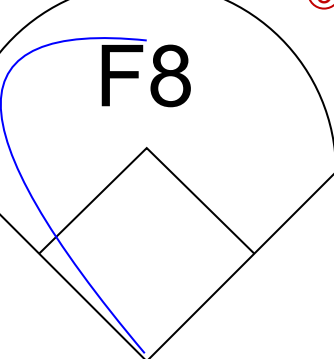
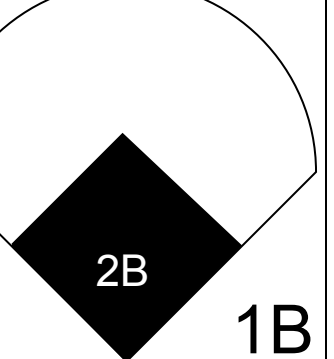
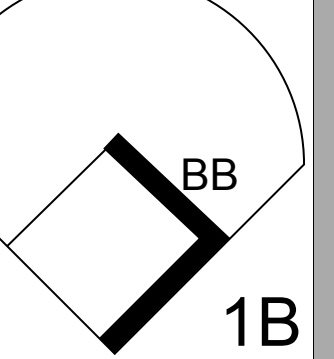
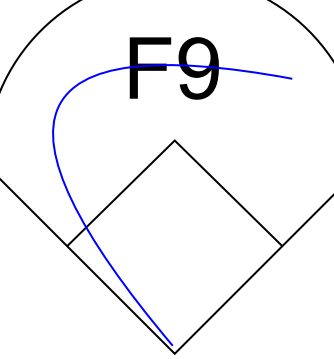
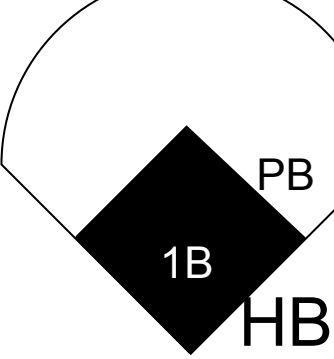
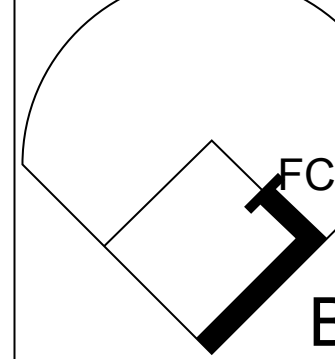
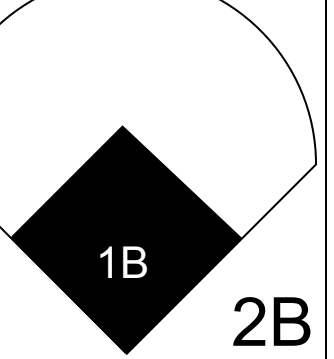
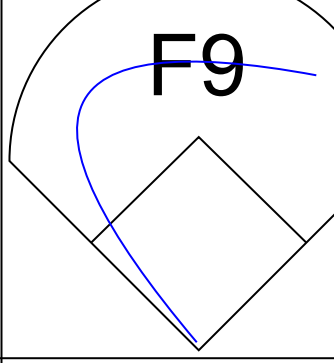
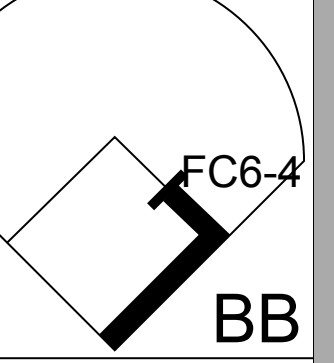
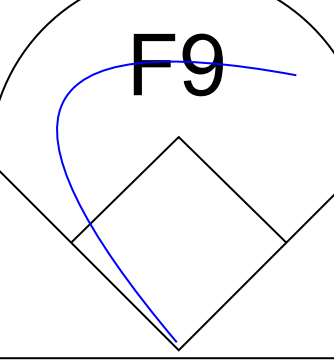
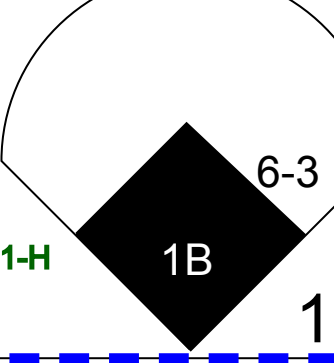
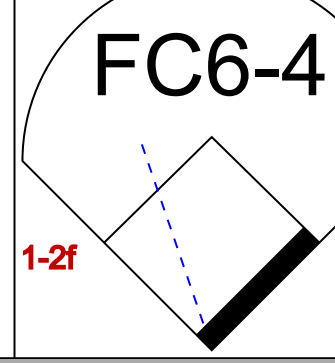
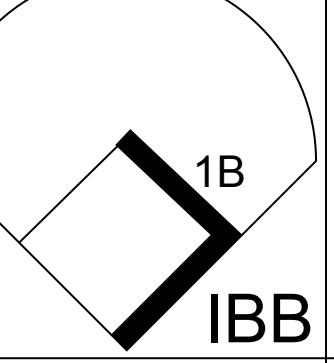
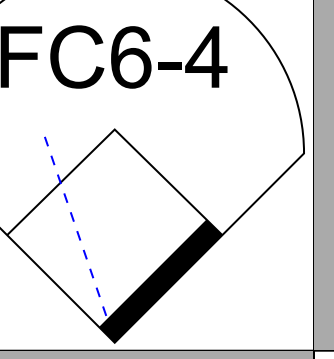
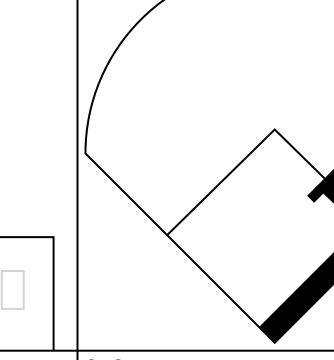
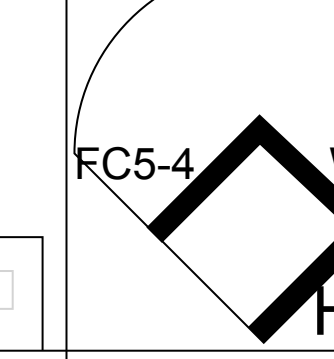
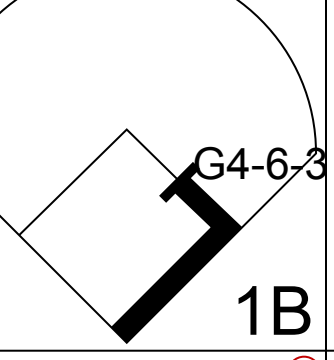
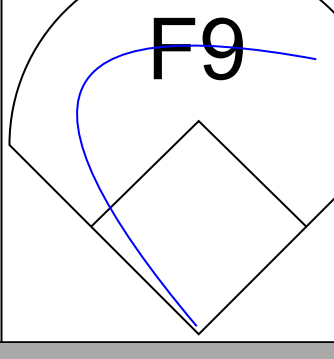
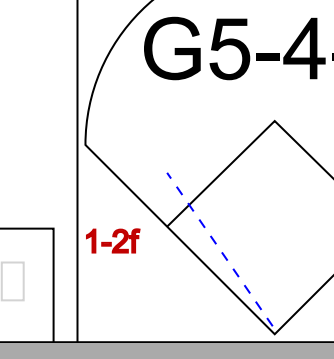
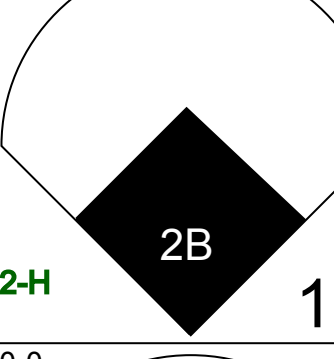
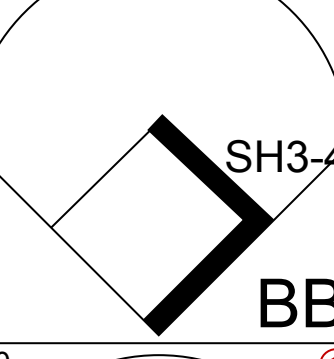
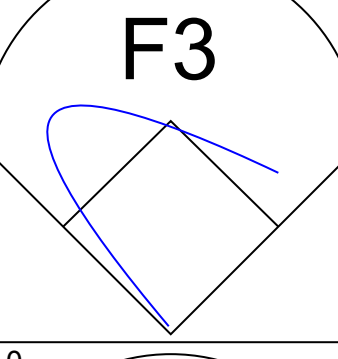
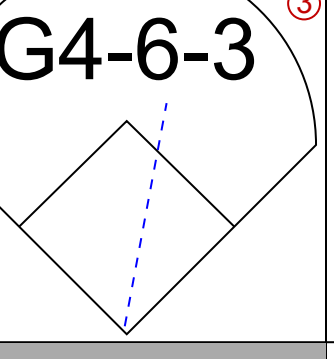
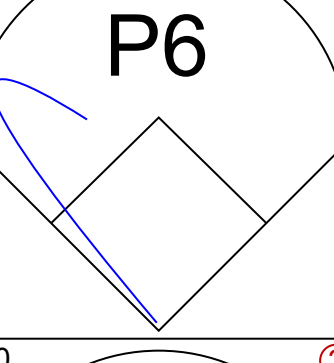
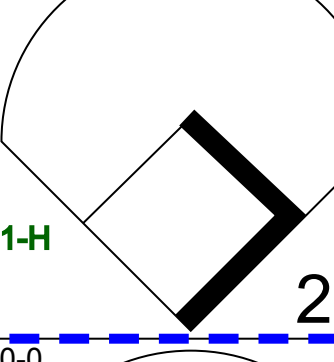
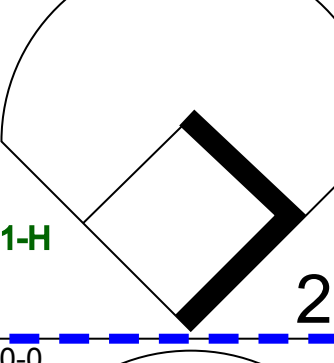



AB	32
R	0
H	5
RBI	0
BB	0
SO	4
LOB	7



Batter	1	2	3	4	5	6	7	8	9	AB	R	H	RBI	BB	SO	LOB	BOTTOM			
<b>Dickie Thon, R</b> OBP: 0.325, SLG: 0.412 (1, 6)										4	1	3	0	0	0	0	<b>Philadelphia Phillies @ Houston Astros</b> Astrodome, Houston, TX Tue Aug 17 1982, 8:05 PM EDT Att: 19,725 - Dome			
<b>Terry Puhl, L</b> OBP: 0.331, SLG: 0.392 (1, 9)										3	0	1	0	0	0	1				
<b>Ray Knight, R</b> OBP: 0.364, SLG: 0.408 (1, 3)										1	0	0	1	2	0	0				
<b>Phil Garner, R</b> OBP: 0.299, SLG: 0.425 (1, 4)										4	0	1	0	0	0	4				
<b>Jose Cruz, L</b> OBP: 0.344, SLG: 0.386 (1, 7)										3	1	2	0	0	0	0				
<b>Alan Knicely, R</b> OBP: 0.286, SLG: 0.274 (1, 2)										3	0	0	0	0	1	2				
<b>Art Howe, R</b> OBP: 0.310, SLG: 0.302 (1, 5)										3	0	1	0	0	0	1				
<b>Tony Scott, S</b> OBP: 0.275, SLG: 0.314 (1, 8)										3	0	1	1	0	0	1				
<b>Vern Ruhle, R</b> OBP: 0.182, SLG: 0.100 (1, 1)										3	0	0	0	0	1	1				
<b>Inning Stats</b>	R: 0 E: 0 K: 0 S: 3	H: 1 LOB: 1 BB: 1 P: 7	R: 1 E: 0 K: 2 S: 9	H: 2 LOB: 1 BB: 0 P: 9	R: 1 E: 0 K: 0 S: 4	H: 3 LOB: 0 BB: 0 P: 4	R: 0 E: 0 K: 0 S: 4	H: 1 LOB: 1 BB: 0 P: 4	R: 0 E: 0 K: 0 S: 3	H: 0 LOB: 0 BB: 0 P: 3	R: 0 E: 0 K: 0 S: 4	H: 0 LOB: 0 BB: 0 P: 4	R: 0 E: 0 K: 0 S: 3	H: 0 LOB: 0 BB: 0 P: 3	R: 0 E: 0 K: 0 S: 3	H: 1 LOB: 1 BB: 1 P: 7		1B: 9 2B: 0 3B: 0 HR: 0	SF: 1 SAC: 1 DP: 2 HBP: 0	WP: 0 PB: 0 SB: 2 CS: 1
<b>PITCHER</b> <b>Larry Christenson, R</b> ERA: 3.41 (1, 1)	IP: 7.0 WLS: L BF: 27 H: 8 R: 2 ER: 2 SO: 2 BB: 1 IBB: 0 HBP: 0 BLK: 0 WP: 0 HR: 0 S: 30 P: 34 ERA: 2.57 WHIP: 1.286															<b>PITCHER</b> IP: WLS: BF: H: R: ER: SO: BB: IBB: HBP: BLK: WP: HR: S: P: ERA: WHIP				
<b>Tug McGraw, L</b> ERA: 4.58 (8, 1)	0.1	3	1	0	0	0	0	1	0	0	0	2	6	0.00	3.000					
<b>Ed Farmer, R</b> ERA: 6.57 (8, 1)	0.2	1	0	0	0	0	0	0	0	0	1	1	0.00	0.000						





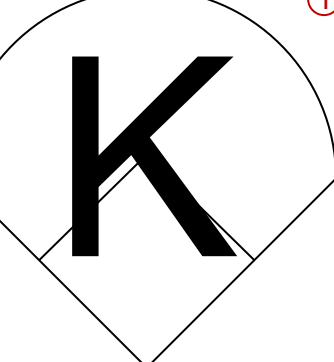
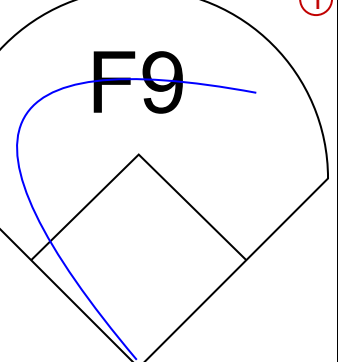
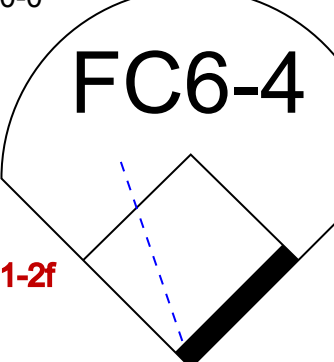
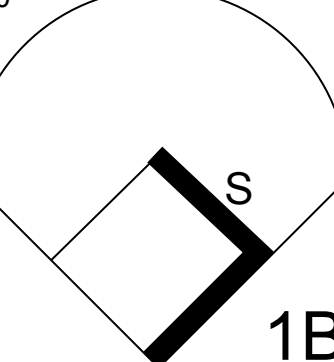
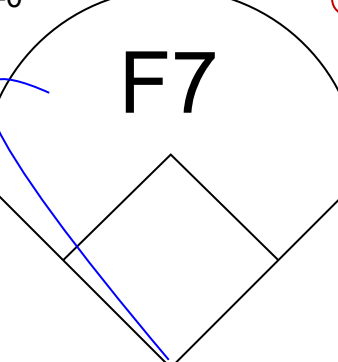
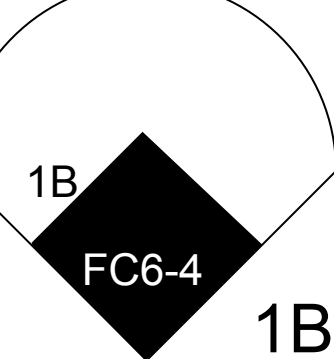

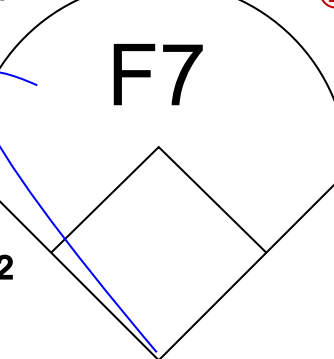
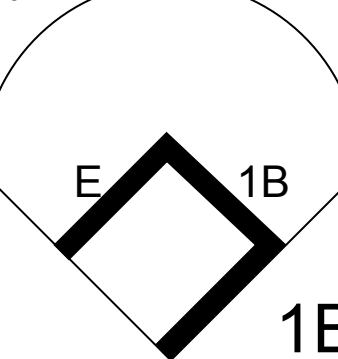
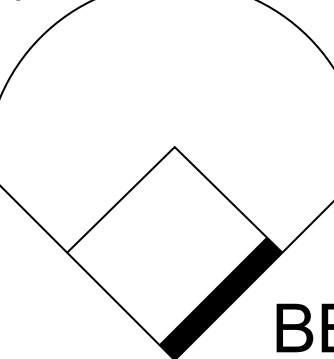
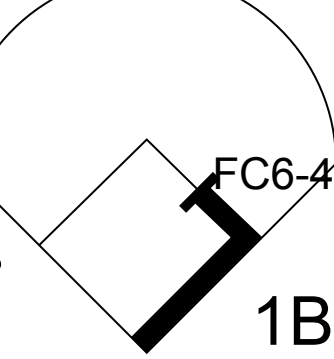
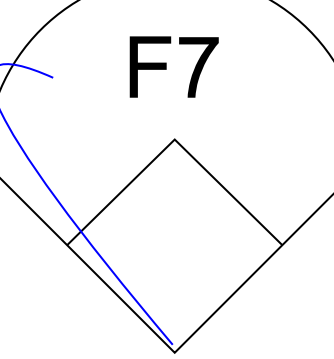
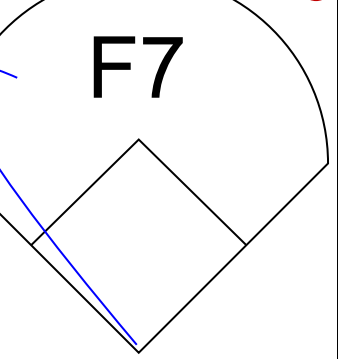
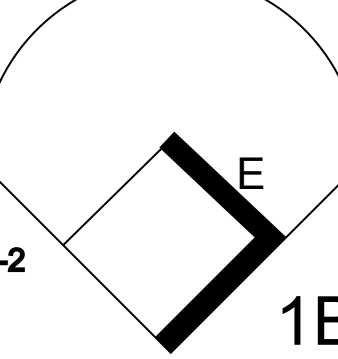
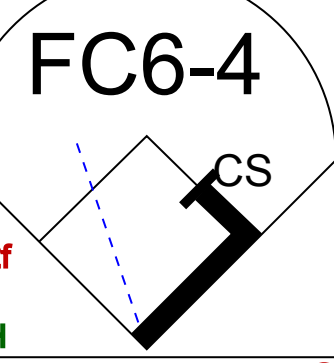
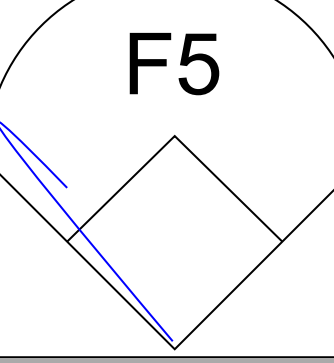
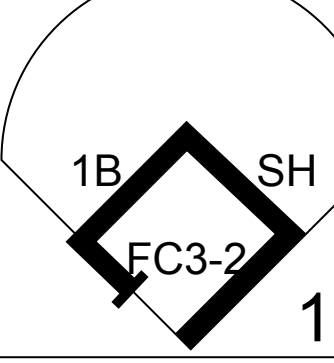
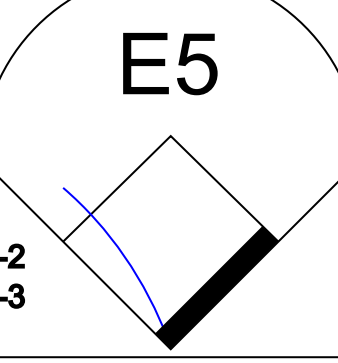
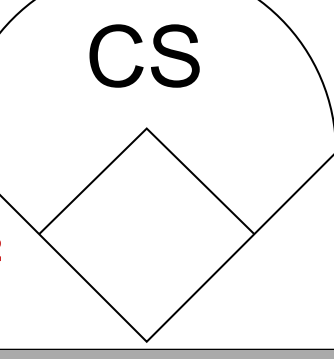
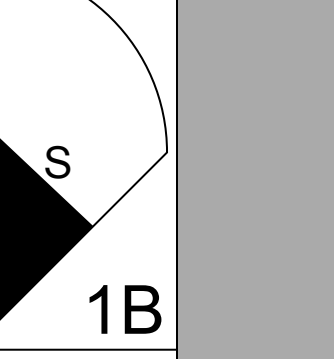
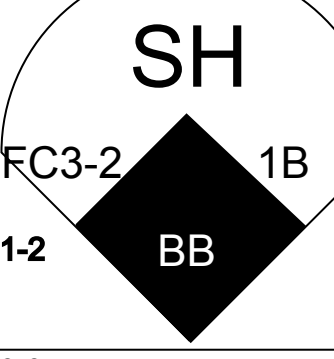
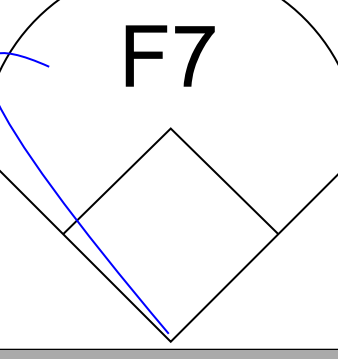
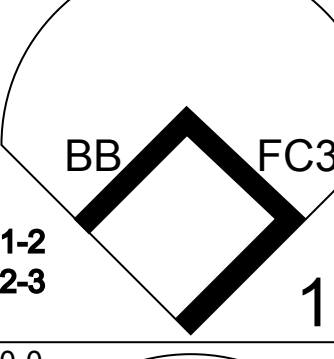
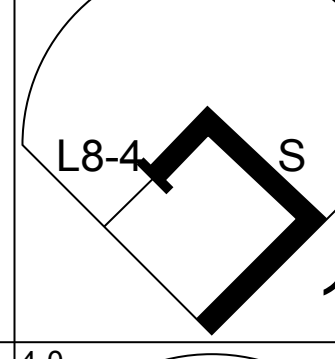

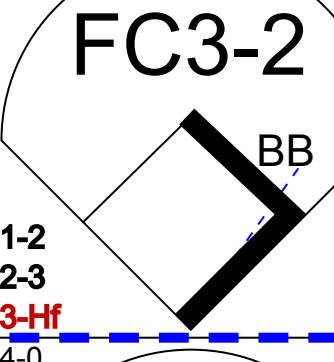
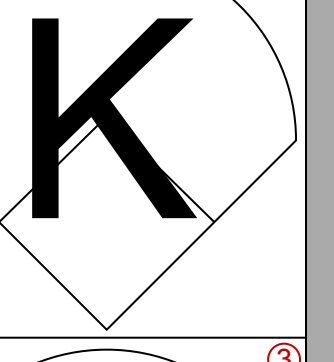

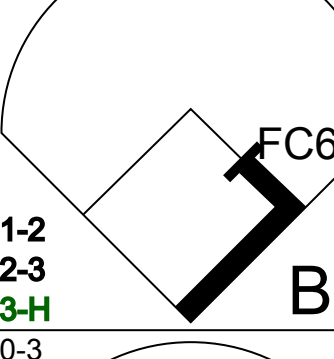
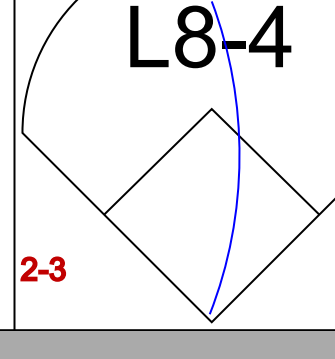
Batter	1	2	3	4	5	6	7	8	9	10	11	12	13	14	15	AB	R	H	RBI	BB	SO	LOB	TOP
<b>Pete Rose, S</b> OBP: 0.344, SLG: 0.359 (1, 3)				4-3						3-1			4-3		6-3	6	0	0	0	0	1	1	
<b>Manny Trillo, R</b> OBP: 0.318, SLG: 0.318 (1, 4)				1-3					5-3				4-3			7	1	1	0	0	0	1	
<b>Gary Matthews, R</b> OBP: 0.343, SLG: 0.444 (1, 7)	4-3										5-3					5	2	2	1	1	0	0	
<b>Mike Schmidt, R</b> OBP: 0.413, SLG: 0.570 (1, 5)											L9					5	1	1	1	2	0	1	
<b>Bo Diaz, R</b> OBP: 0.341, SLG: 0.475 (1, 2)	1-3								6-3		K					6	0	2	1	0	1	3	
<b>Gary Maddox, R</b> OBP: 0.302, SLG: 0.431 (1, 8)					6-3									F3		6	1	1	1	1	0	4	
<b>George Yakovlev, L</b> OBP: 0.375, SLG: 0.596 (1, 9)									1-3							4	0	1	1	0	0	0	
<b>Ivan De Jesus, R</b> OBP: 0.304, SLG: 0.297 (1, 6)																2	0	1	0	0	0	0	
<b>Greg Gross, L</b> OBP: 0.266, SLG: 0.313 (8, PH)																1	0	1	0	0	0	0	
<b>Luis Aguayo, R</b> OBP: 0.250, SLG: 0.415 (8, 6)																3	0	0	0	0	0	4	
<b>Mike Krukow, R</b> OBP: 0.179, SLG: 0.196 (1, 1)																2	0	0	0	0	0	1	
<b>Willie Montanez, L</b> OBP: 0.333, SLG: 0.303 (8, PH)	4-3															1	0	0	0	0	0	1	
<b>Ron Reed, R</b> OBP: 0.273, SLG: 0.333 (8, 1)																0	0	0	0	0	0	0	
<b>Bob Dernier, R</b> OBP: 0.319, SLG: 0.325 (9, 9)																3	0	0	0	0	0	3	
<b>Tug McCraw, R</b> (14, 1)																0	0	0	0	0	0	0	
<b>Inning Stats</b>	R: 0 E: 0 K: 5 S: 5	H: 0 LOB: 0 BB: 0 P: 5	R: 0 E: 0 K: 3 S: 3	H: 0 LOB: 0 BB: 0 P: 3	R: 0 E: 0 K: 3 S: 3	H: 1 LOB: 2 BB: 1 P: 3	R: 0 E: 0 K: 0 S: 4	H: 0 LOB: 0 BB: 0 P: 3	R: 0 E: 0 K: 0 S: 2	H: 1 LOB: 1 BB: 0 P: 3	R: 0 E: 0 K: 0 S: 3	H: 0 LOB: 0 BB: 0 P: 3	R: 0 E: 0 K: 1 S: 5	H: 0 LOB: 1 BB: 1 P: 7	R: 0 E: 0 K: 0 S: 3	H: 0 LOB: 2 BB: 1 P: 8	R: 2 E: 0 K: 0 S: 5	H: 3 LOB: 1 BB: 1 P: 9	1B: 8 2B: 2 3B: 0 HR: 0	SF: 0 SAC: 1 DP: 3 HBP: 3	WP: 1 PB: 1 SB: 3 CS: 0	PA: 60	

Philadelphia Phillies @ Houston Astros  
Astrodome, Houston, TX  
Wed Aug 18 1982, 6:05 PM EDT  
Att. 18,449 - Dome

AB 51  
R 5  
H 10  
RBI 5  
BB 5  
SO 2  
LOB 19



PITCHER	IP	WLS	BF	H	R	ER	SO	BB	IBB	HBP	BLK	WP	HR	S	P	ERA	WHIP
<b>Joe Nickro, R</b> ERA: 2.88 (1, 1)	8.1		31	5	2	1	0	1	0	0	0	0	0	3	3	2.16	0.720
<b>Randy Moffitt, R</b> ERA: 3.19 (9, 1)	0.1		3	2	1	1	0	0	0	0	0	0	0	3	3	27.00	6.000
<b>Dave Smith, R</b> ERA: 4.81 (9, 1)	0.1		1	0	0	0	0	0	0	0	0	0	0	1	1	0.00	0.000
<b>Bert Roberge, R</b> ERA: 5.52 (10, 1)	3.0		10	0	0	0	1	1	0	0	0	0	0	11	15	0.00	0.333
<b>Michael LaCoss, R</b> ERA: 3.64 (13, 1)	3.0	L	15	3	2	2	0	1	2	1	0	1	0	11	24	6.00	1.333

Batter	1	2	3	4	5	6	7	8	9	10	11	12	13	14	15	AB	R	H	RBI	BB	SO	LOB	BOTTOM						
<b>Dickie Thorn, R</b> OBP: 0.322, SLG: 0.407 (1, 6)			5-3			5-3										7	0	1	0	0	1	3							
<b>Terry Puhl, L</b> OBP: 0.331, SLG: 0.390 (1, 9)								6-3		F5						5	1	1	0	1	0	1							
<b>Michael LaCoss, R</b> OBP: 0.333, SLG: 0.333 (13, 1)																1	0	1	0	0	0	0							
<b>Ray Knight, R</b> OBP: 0.305, SLG: 0.407 (1, 3)				6-3						F2						6	0	2	0	1	0	1							
<b>Phil Garner, R</b> OBP: 0.266, SLG: 0.420 (1, 4)				5-3						L7						7	0	1	0	1	6								
<b>Jose Cruz, L</b> OBP: 0.342, SLG: 0.383 (1, 7)		6-3						1-3								6	2	1	0	0	1	3							
<b>Art Howe, R</b> OBP: 0.312, SLG: 0.308 (1, 5)																4	0	2	1	0	0	0							
<b>Craig Reynolds, L</b> OBP: 0.310, SLG: 0.311 (10, 5)		L3						1-3								3	0	2	0	0	1	0							
<b>Tony Scott, S</b> OBP: 0.275, SLG: 0.315 (1, 8)																6	0	1	0	1	3	5							
<b>Luis Pujols, R</b> OBP: 0.211, SLG: 0.286 (1, 2)																2	0	0	0	1	0	1							
<b>Denny Walling, L</b> OBP: 0.304, SLG: 0.274 (9, PH)								6-3								0	0	0	1	1	0	0							
<b>Alan Knicely, R</b> OBP: 0.275, SLG: 0.266 (10, 2)																3	0	0	0	0	3								
<b>Joe Nickro, R</b> ERA: 2.77 (1, 1)																3	0	0	0	0	1	3							
<b>Ron Reed, R</b> ERA: 3.03 (8, 1)																0	0	0	0	0	0	0							
<b>Sid Monge, L</b> ERA: 4.06 (9, PH)																1	0	0	0	1	3								
<b>Ed Farmer, R</b> ERA: 5.37 (12, 1)																0	0	0	0	0	0	0							
<b>Tug McCraw, L</b> ERA: 4.15 (14, 1)																2	0	0	0	1	0								
<b>Inning Stats</b>	R: 1 E: 0 K: 1 S: 6	H: 2 LOB: 0 BB: 0 P: 6	R: 0 E: 0 K: 1 S: 5	H: 0 LOB: 0 BB: 0 P: 5	R: 0 E: 0 K: 0 S: 3	H: 0 LOB: 0 BB: 0 P: 3	R: 0 E: 0 K: 0 S: 3	H: 0 LOB: 1 BB: 1 P: 7	R: 0 E: 0 K: 0 S: 3	H: 1 LOB: 2 BB: 1 P: 10	R: 0 E: 0 K: 0 S: 6	H: 0 LOB: 0 BB: 0 P: 3	R: 0 E: 0 K: 1 S: 8	H: 1 LOB: 1 BB: 1 P: 8	R: 0 E: 0 K: 0 S: 3	H: 1 LOB: 3 BB: 0 P: 7	R: 0 E: 1 K: 1 S: 6	H: 2 LOB: 3 BB: 1 P: 10	R: 0 E: 0 K: 0 S: 8	H: 1 LOB: 1 BB: 1 P: 7	R: 0 E: 1 K: 1 S: 8	H: 2 LOB: 3 BB: 0 P: 8	R: 0 E: 0 K: 1 S: 5	H: 0 LOB: 0 BB: 0 P: 5	1B: 10 2B: 3 3B: 0 HR: 0	SF: 0 SAC: 1 DP: 1 HBP: 0	WP: 0 PB: 0 SB: 3 CS: 1	PA: 63	

Philadelphia Phillies @ Houston Astros  
Astrodome, Houston, TX  
Wed Aug 18 1982, 6:05 PM EDT  
Att. 18,449 - Dome

AB 56  
R 3  
H 12  
RBI 3  
BB 5  
SO 10  
LOB 29









Batter	1	2	3	4	5	6	7	8	9	AB	R	H	RBI	BB	SO	LOB	TOP			
<b>Pete Rose, S</b> OBP: 0.345, SLG: 0.358 (1, 3)										4	0	2	0	1	0	2	<b>Philadelphia Phillies @ Cincinnati Reds</b> Riverfront Stadium, Cincinnati, OH Fri Aug 20 1982, 7:05 PM EDT Att: 17,638 - Unknown			
<b>Manny Trillo, R</b> OBP: 0.316, SLG: 0.313 (1, 4)										4	0	0	0	1	0	3				
<b>Gary Matthews, R</b> OBP: 0.344, SLG: 0.442 <b>Greg Gross, L</b> OBP: 0.363, SLG: 0.310 (6, 7)										5	2	2	0	0	1	2				
<b>Mike Schmidt, R</b> OBP: 0.417, SLG: 0.568 (1, 5)										4	2	1	0	1	1	1				
<b>Bo Diaz, R</b> OBP: 0.344, SLG: 0.478 (1, 2)										5	2	4	2	0	0	0				
<b>Gary Maddox, R</b> OBP: 0.313, SLG: 0.455 (1, 8)										5	2	3	1	0	0	2				
<b>George Vukovich, L</b> OBP: 0.344, SLG: 0.411 <b>Bob Dernier, R</b> OBP: 0.319, SLG: 0.325 (9, 9)										5	1	4	2	0	0	2				
<b>Ivan De Jesus, R</b> OBP: 0.303, SLG: 0.296 <b>Luis Aguayo, R</b> OBP: 0.244, SLG: 0.405 (9, PH)										3	0	1	1	1	1	1				
<b>Dick Ruthven, R</b> OBP: 0.091, SLG: 0.111 (1, 1)										4	0	0	1	0	0	2				
<b>Inning Stats</b>	R: 2 E: 0 K: 0 S: 6	H: 4 LOB: 2 BB: 1 P: 10	R: 0 E: 0 K: 1 S: 6	H: 1 LOB: 2 BB: 1 P: 10	R: 2 E: 0 K: 0 S: 6	H: 3 LOB: 1 BB: 0 P: 6	R: 0 E: 0 K: 0 S: 3	H: 0 LOB: 0 BB: 0 P: 3	R: 3 E: 0 K: 0 S: 7	H: 4 LOB: 2 BB: 1 P: 11	R: 0 E: 0 K: 1 S: 5	H: 1 LOB: 2 BB: 1 P: 8	R: 1 E: 0 K: 1 S: 6	H: 2 LOB: 1 BB: 0 P: 6	R: 1 E: 0 K: 0 S: 4	H: 2 LOB: 0 BB: 0 P: 4		1B: 13 2B: 4 3B: 0 HR: 0	SF: 0 SAC: 1 DP: 1 HBP: 0	WP: 2 PB: 0 SB: 0 CS: 0
<b>PITCHER</b>	IP WLS BF H R ER SO BB IBB HBP BLK WP HR S P ERA WHIP	IP WLS BF H R ER SO BB IBB HBP BLK WP HR S P ERA WHIP	IP WLS BF H R ER SO BB IBB HBP BLK WP HR S P ERA WHIP	IP WLS BF H R ER SO BB IBB HBP BLK WP HR S P ERA WHIP	IP WLS BF H R ER SO BB IBB HBP BLK WP HR S P ERA WHIP	IP WLS BF H R ER SO BB IBB HBP BLK WP HR S P ERA WHIP	IP WLS BF H R ER SO BB IBB HBP BLK WP HR S P ERA WHIP	IP WLS BF H R ER SO BB IBB HBP BLK WP HR S P ERA WHIP	IP WLS BF H R ER SO BB IBB HBP BLK WP HR S P ERA WHIP	IP WLS BF H R ER SO BB IBB HBP BLK WP HR S P ERA WHIP	IP WLS BF H R ER SO BB IBB HBP BLK WP HR S P ERA WHIP	IP WLS BF H R ER SO BB IBB HBP BLK WP HR S P ERA WHIP	IP WLS BF H R ER SO BB IBB HBP BLK WP HR S P ERA WHIP	IP WLS BF H R ER SO BB IBB HBP BLK WP HR S P ERA WHIP	IP WLS BF H R ER SO BB IBB HBP BLK WP HR S P ERA WHIP	IP WLS BF H R ER SO BB IBB HBP BLK WP HR S P ERA WHIP	IP WLS BF H R ER SO BB IBB HBP BLK WP HR S P ERA WHIP			
<b>Greg Harris, R</b> ERA: 5.14 <b>Charlie Leibrandt, L</b> ERA: 4.92 <b>Ben Hayes, R</b> ERA: 3.98 <b>Jim Kern, R</b> ERA: 2.84 (8, 1)	4.1 L 26 12 7 7 1 2 0 0 0 0 1 0 26 34 14.54 3.231	0.2 3 0 0 0 0 1 0 0 0 0 0 0 0 2 6 0.00 1.500	2.0 8 1 0 0 1 1 0 0 0 0 0 0 9 13 0.00 1.000	2.0 8 4 2 2 1 0 0 0 0 0 0 1 0 10 10 9.00 2.000																

AB	40
R	9
H	17
RBI	7
BB	4
SO	3
LOB	16

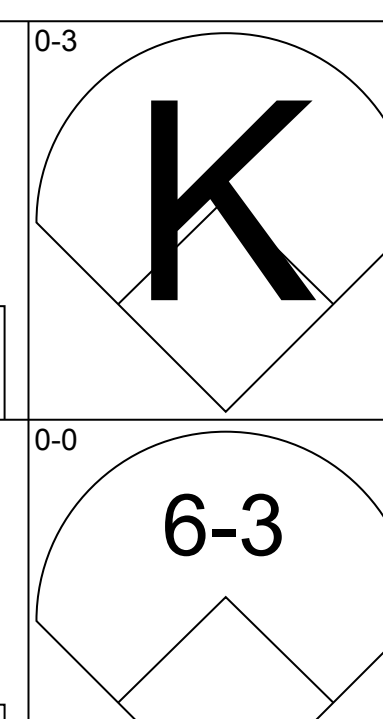
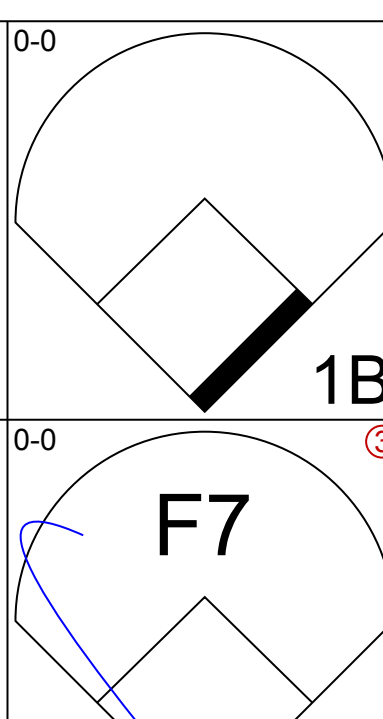
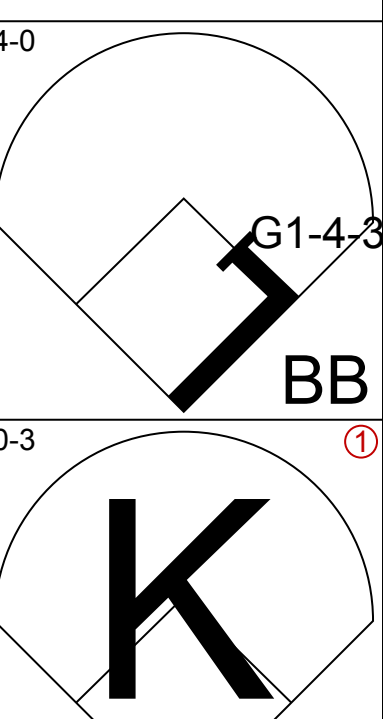
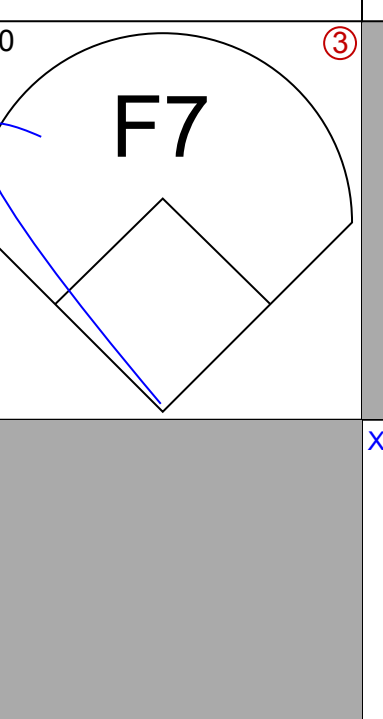
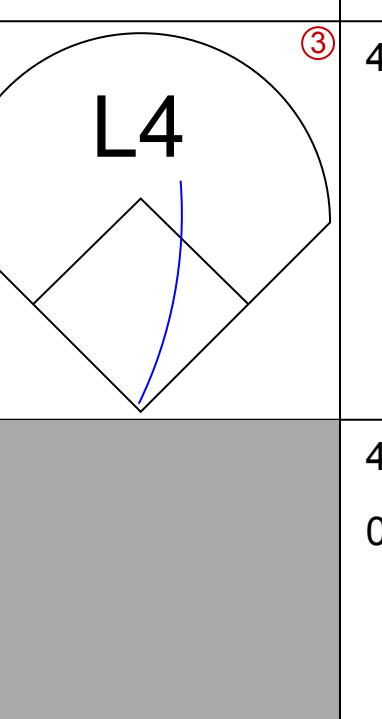
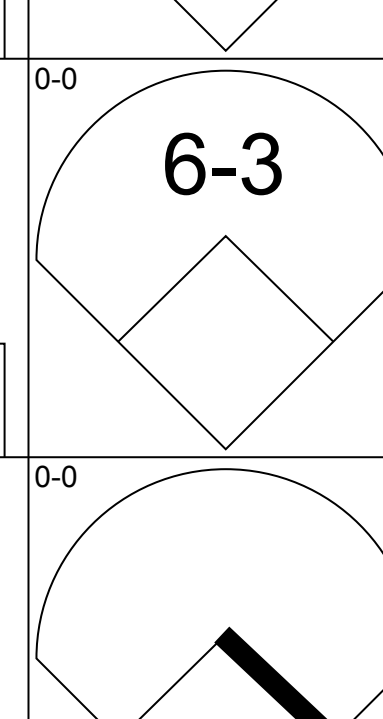
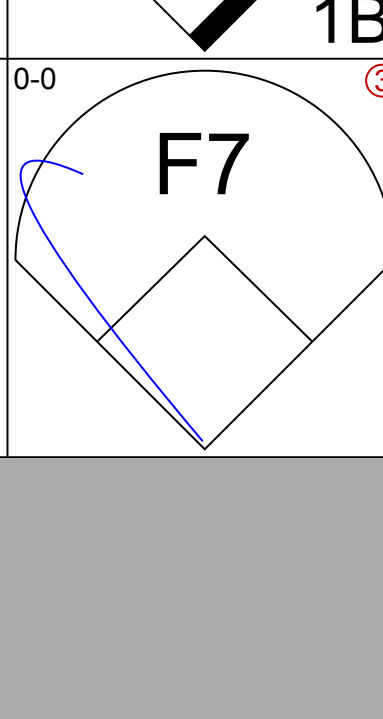
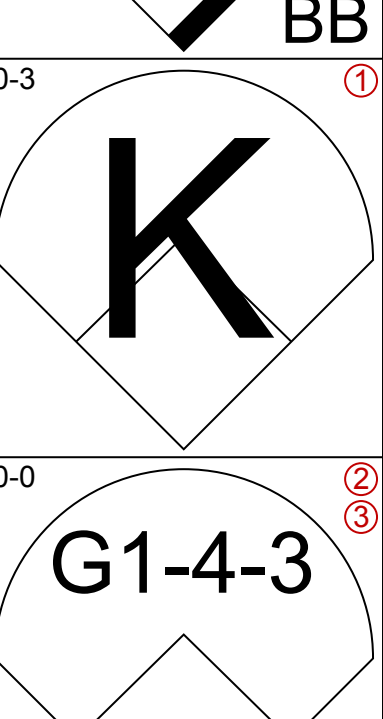

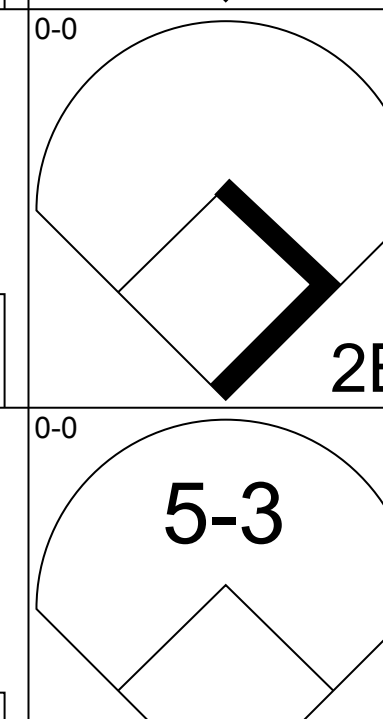
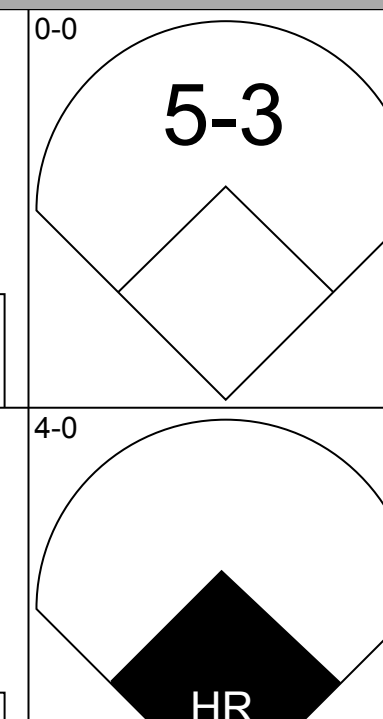
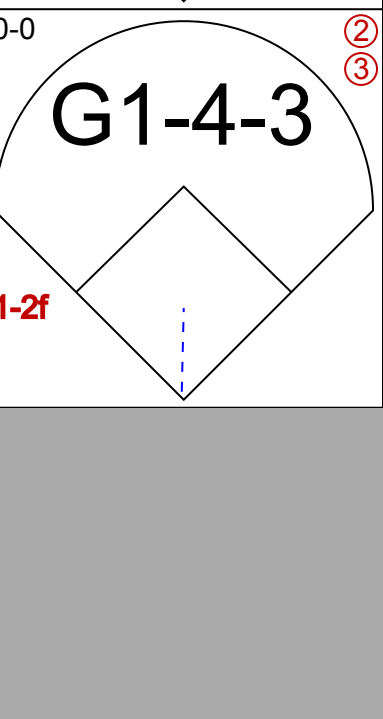

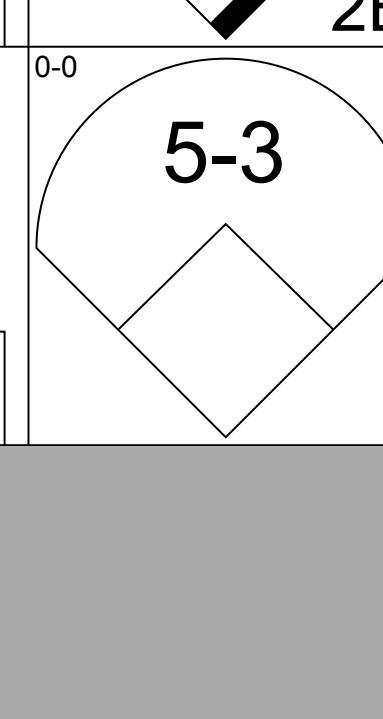
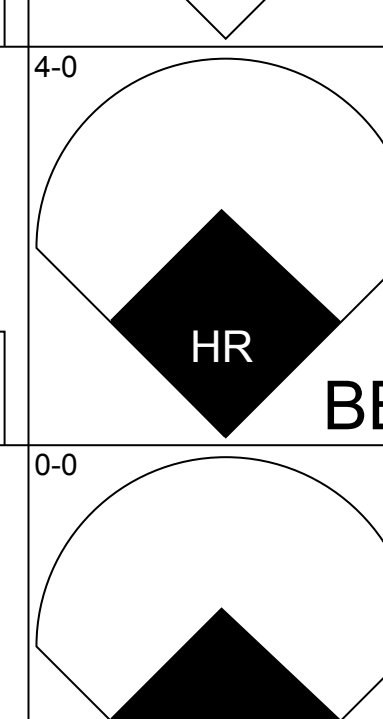

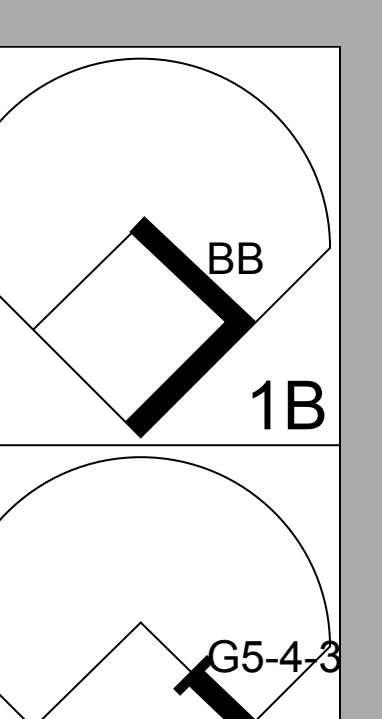

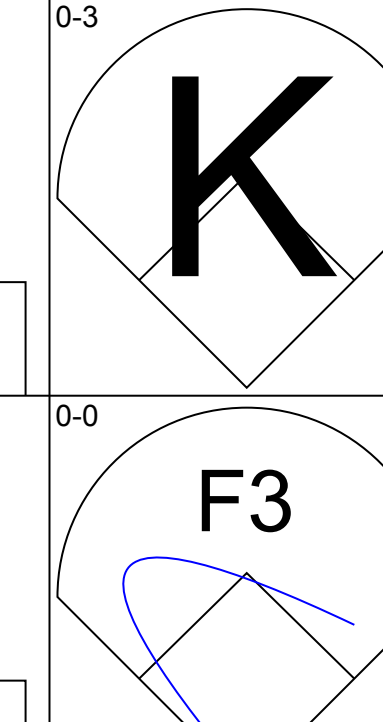
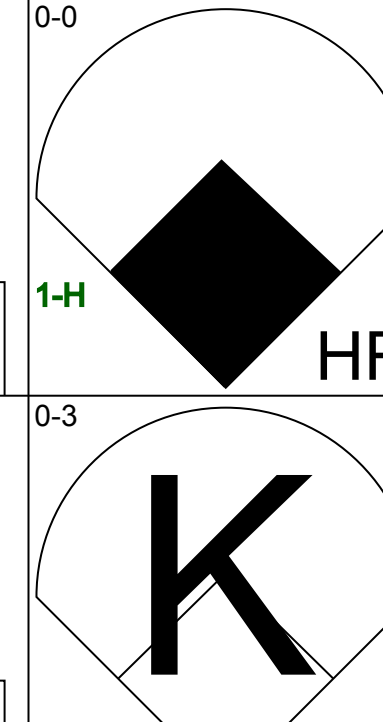

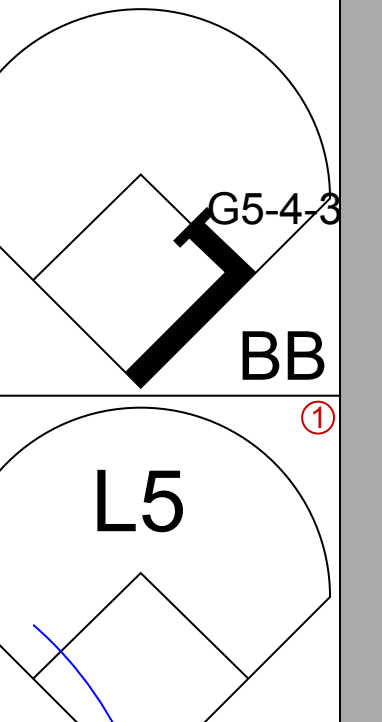
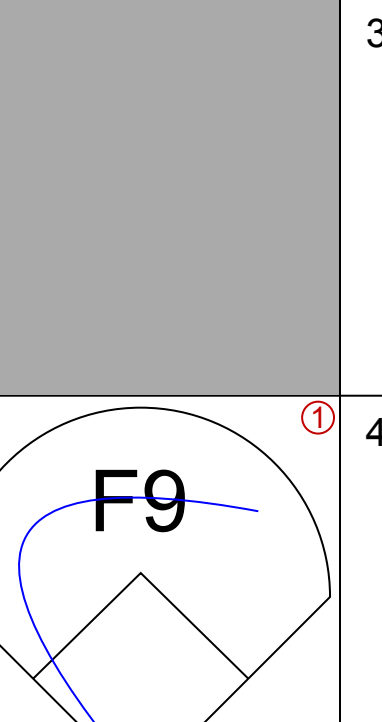
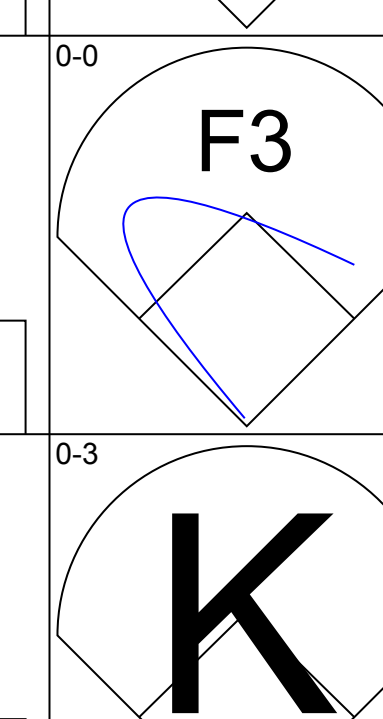
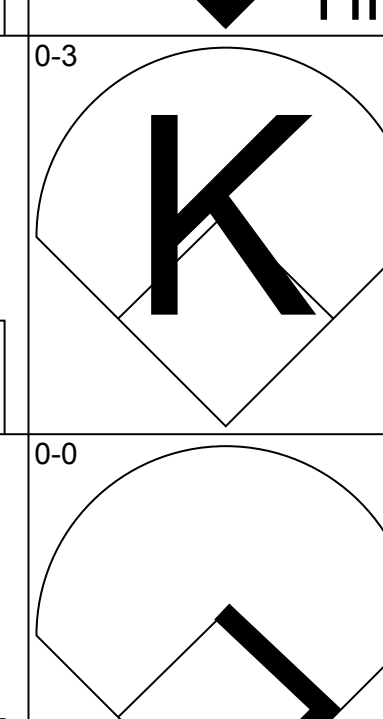

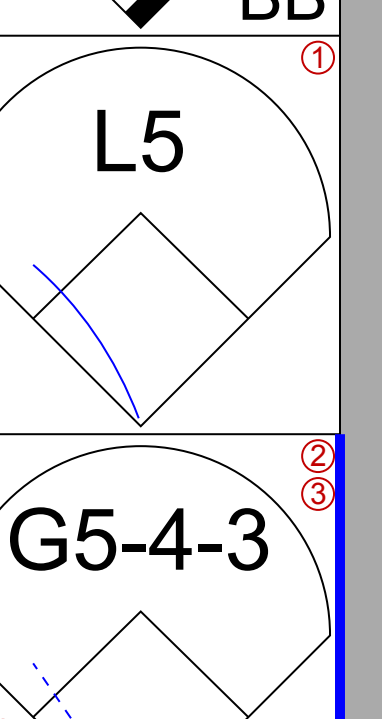
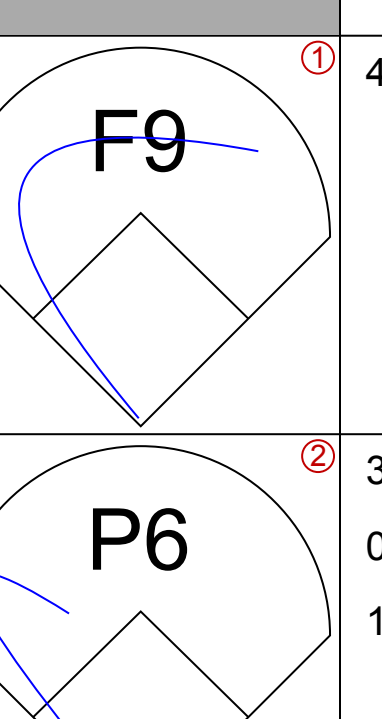
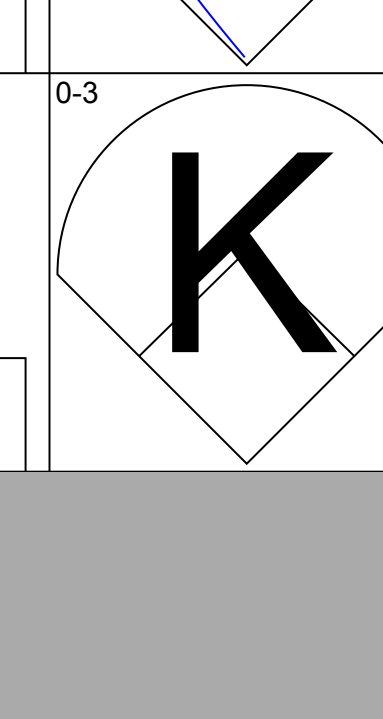
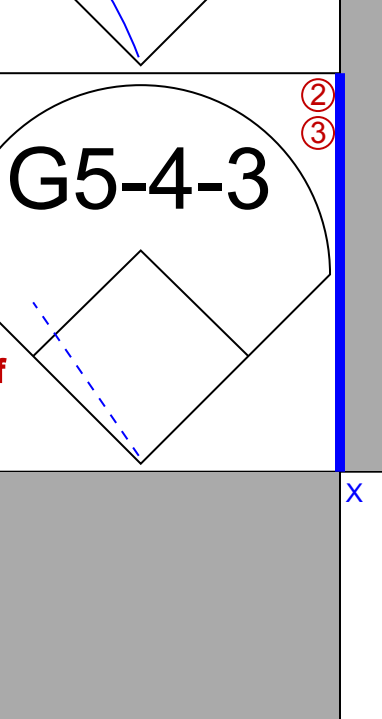
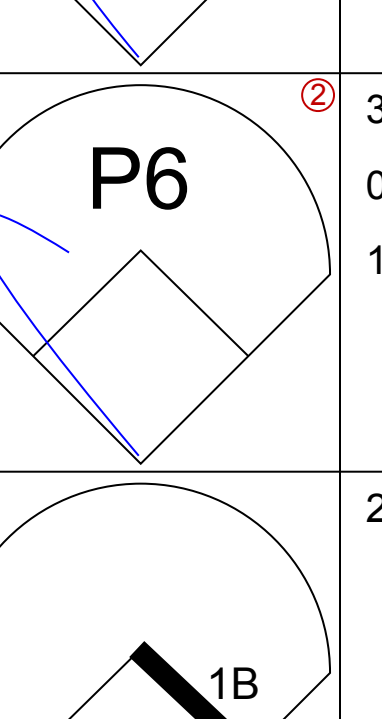
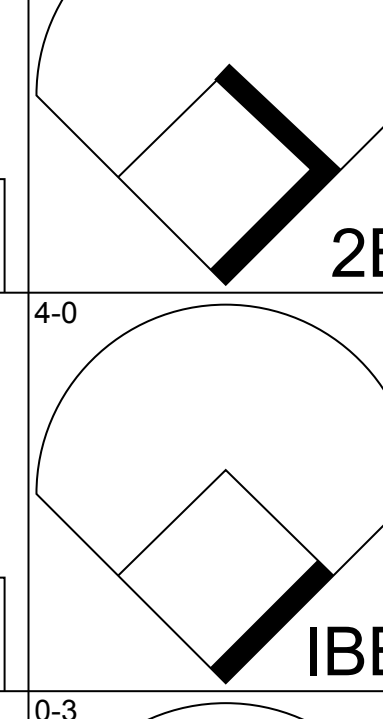
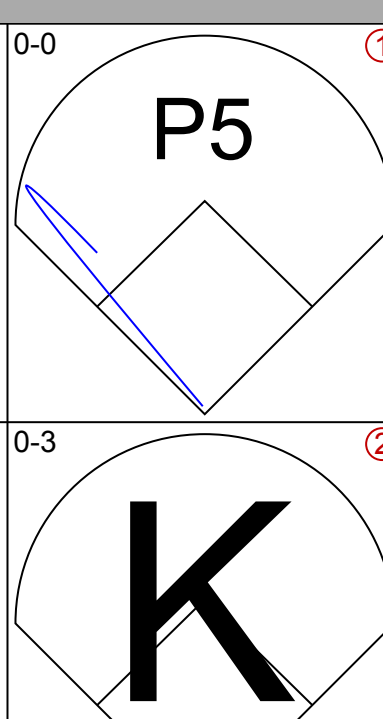
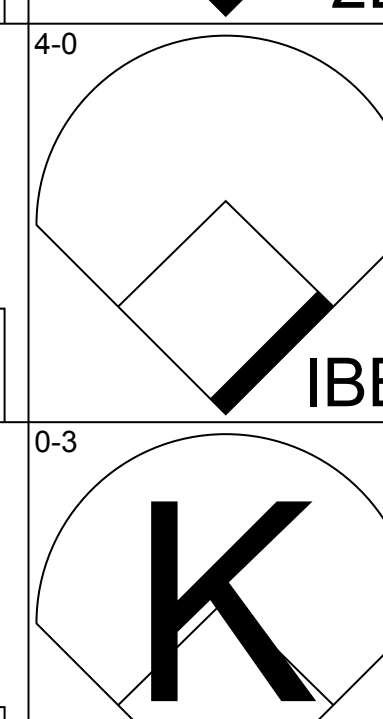
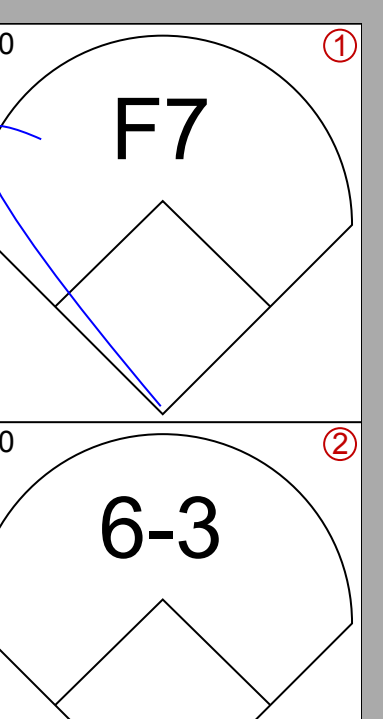
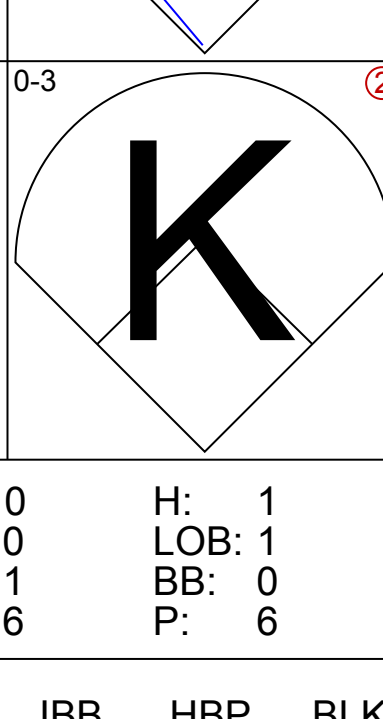
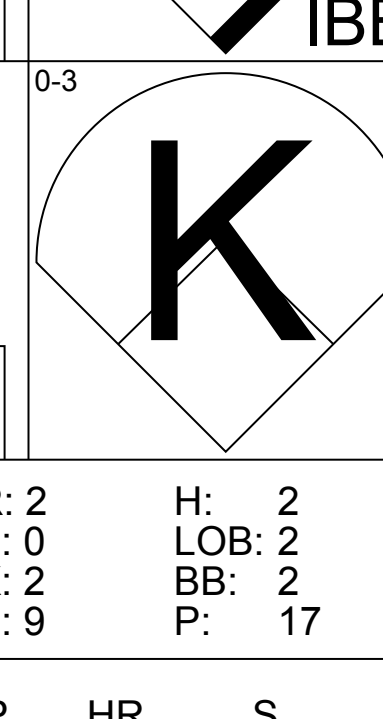
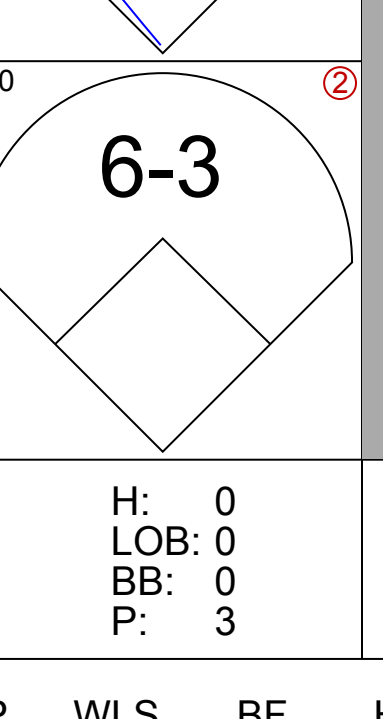
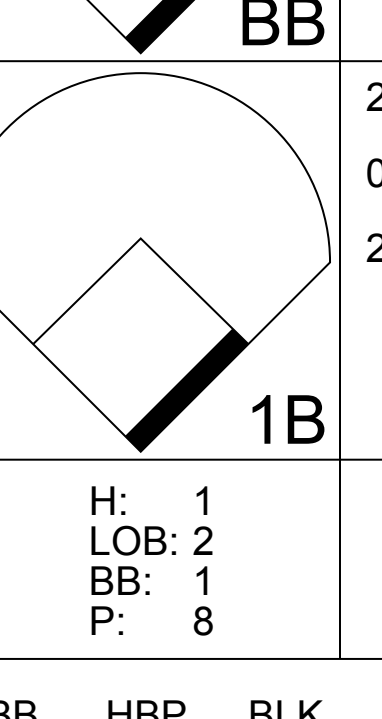


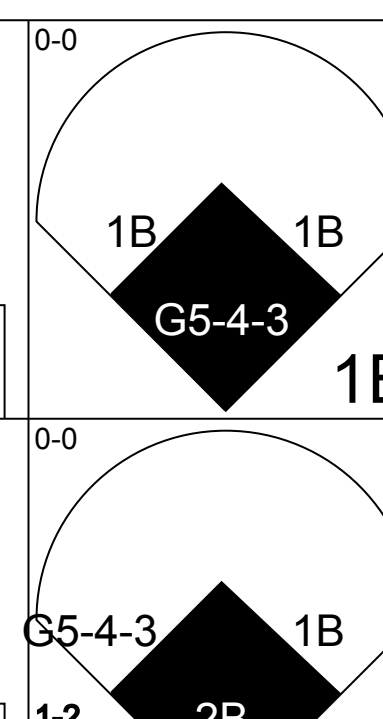
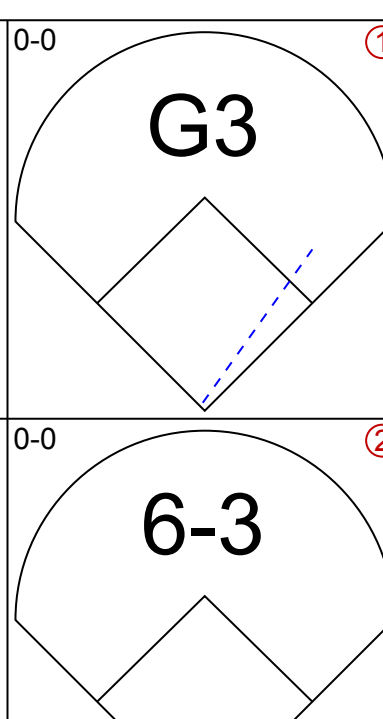
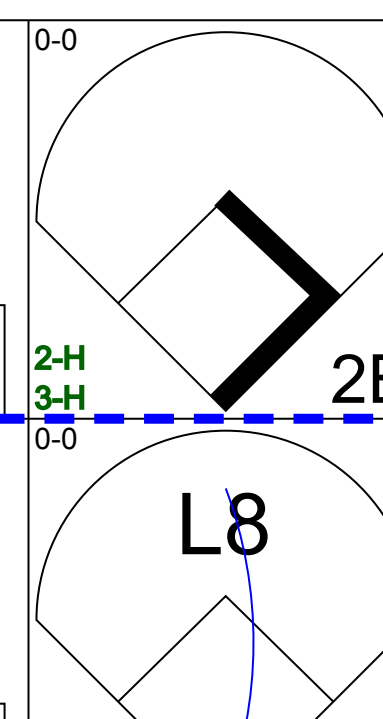
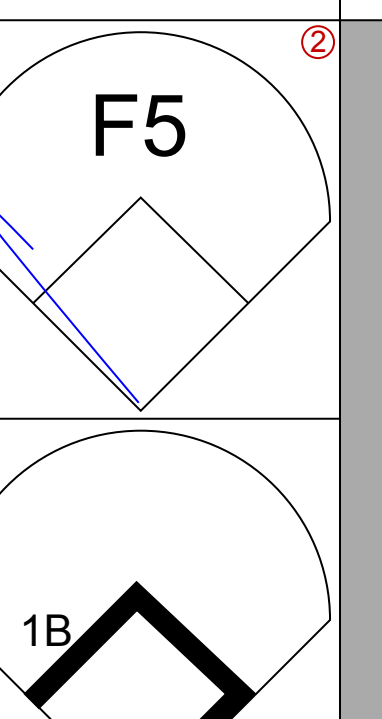

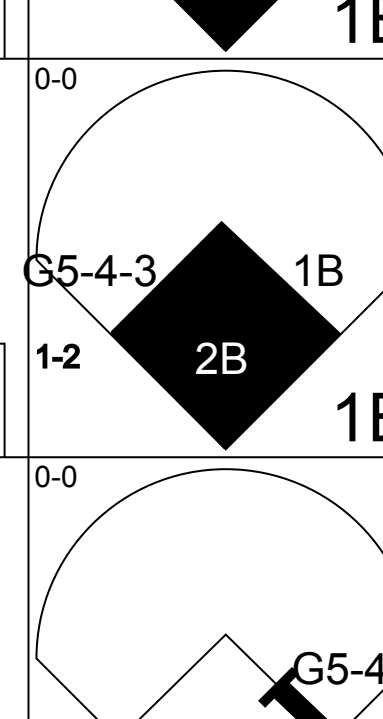
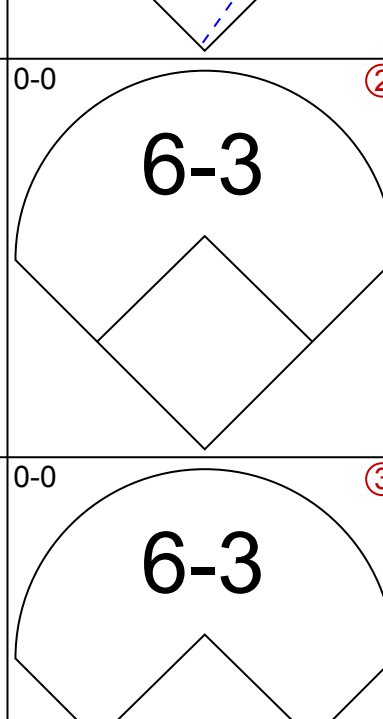
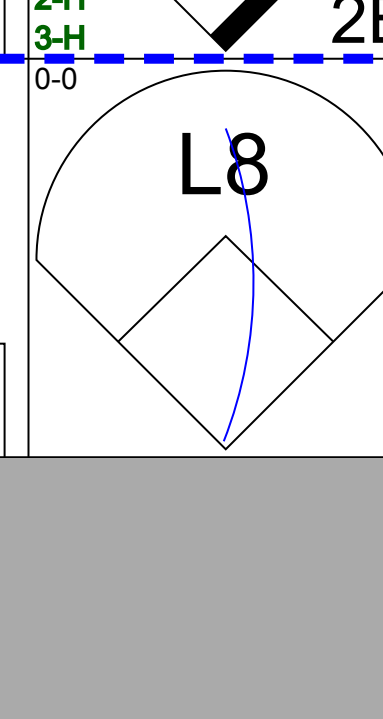
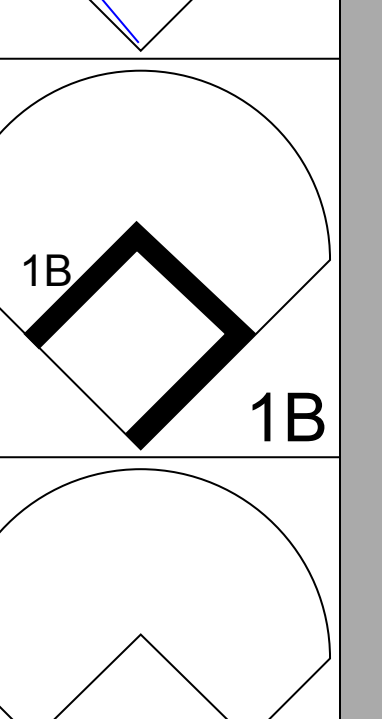

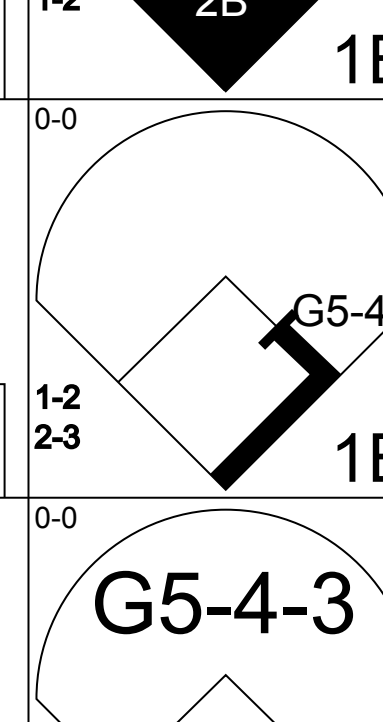
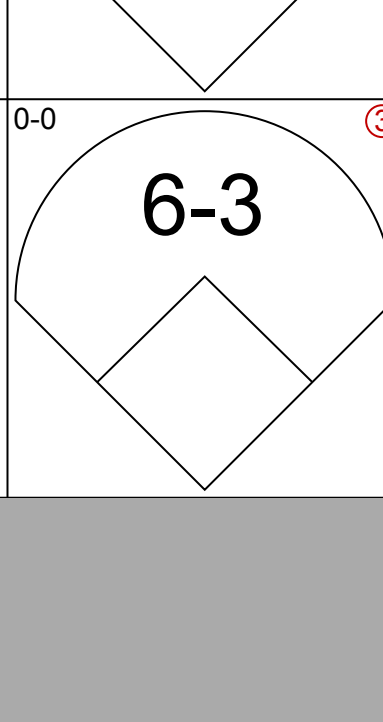
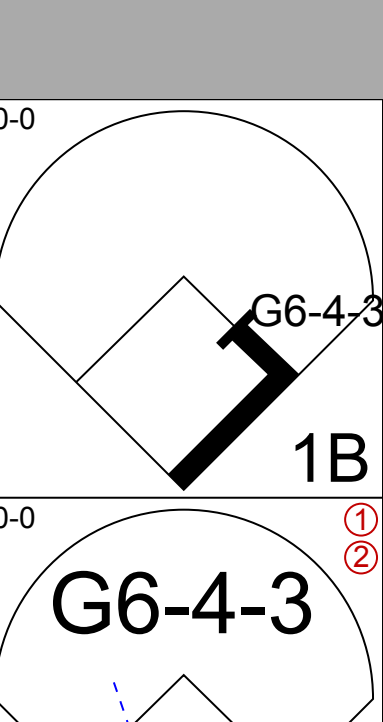
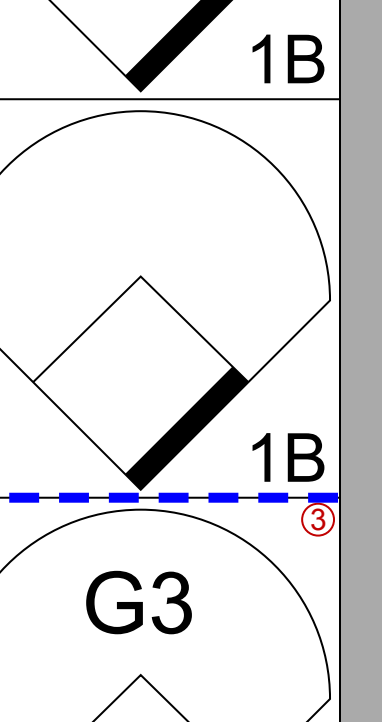

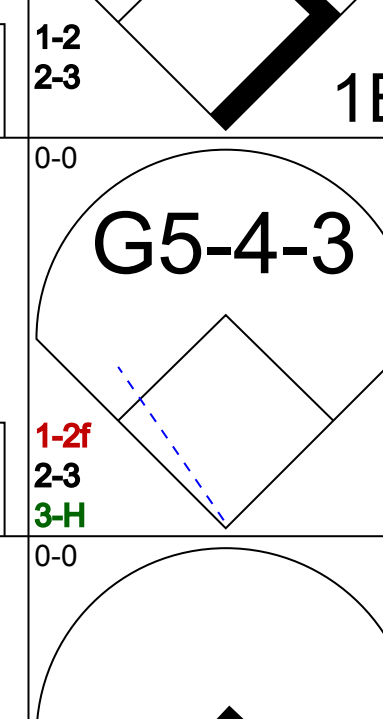
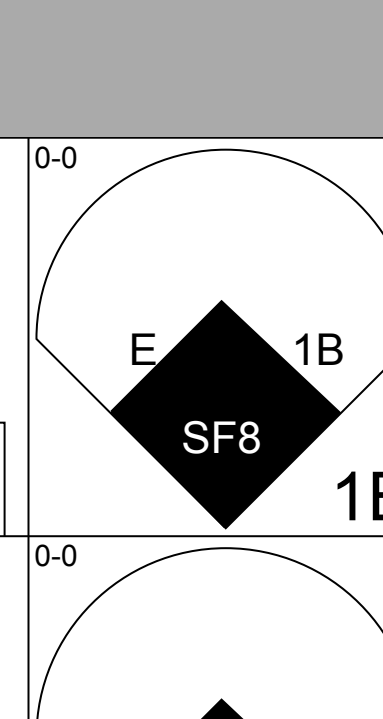
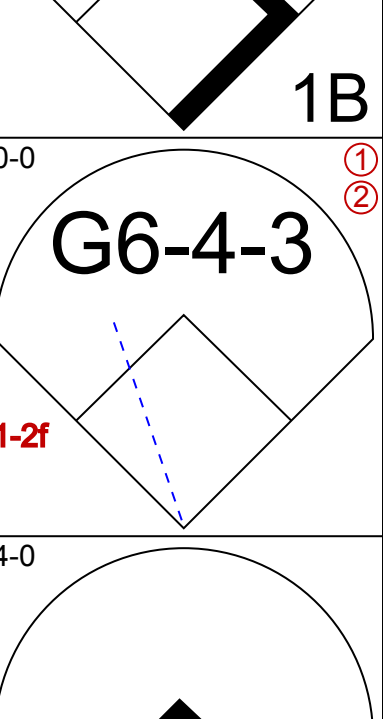
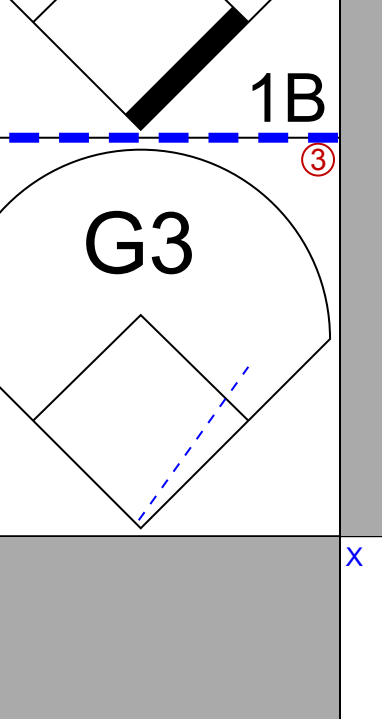
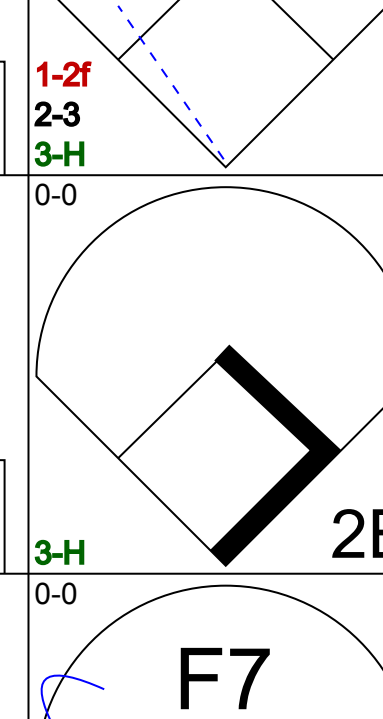
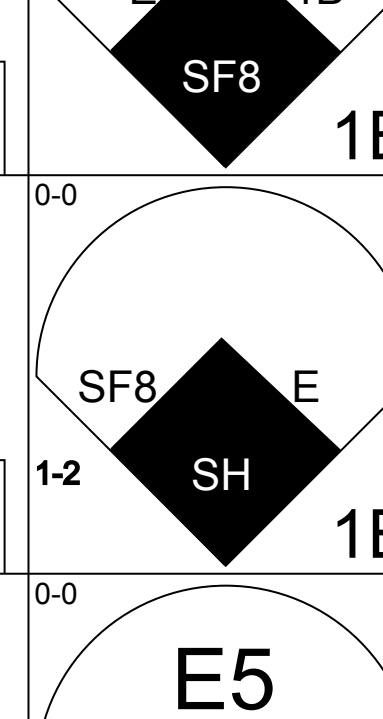
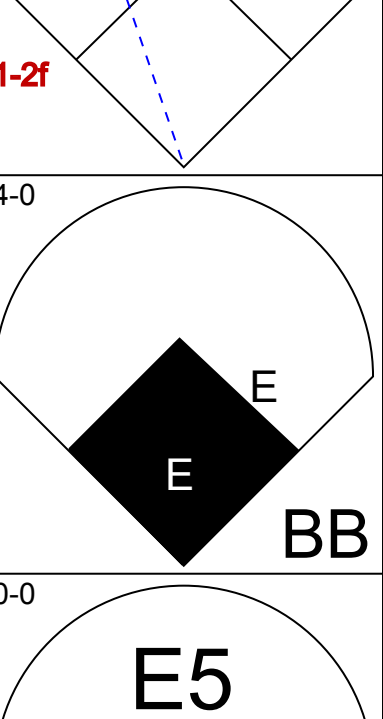
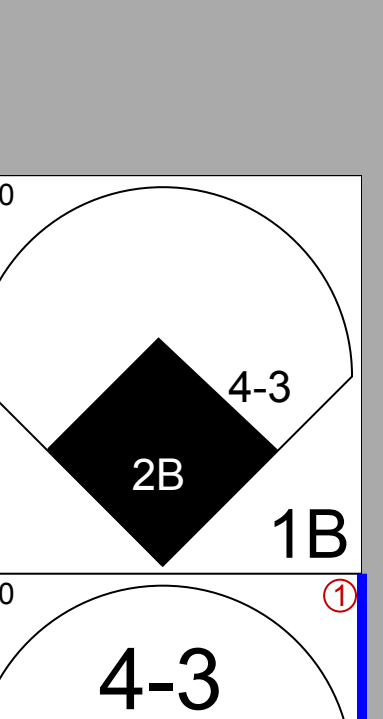
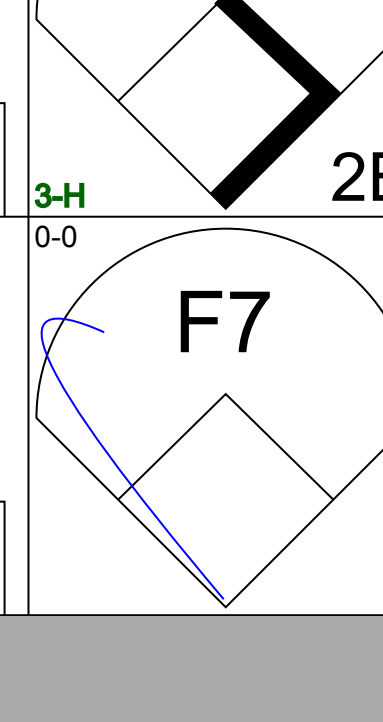
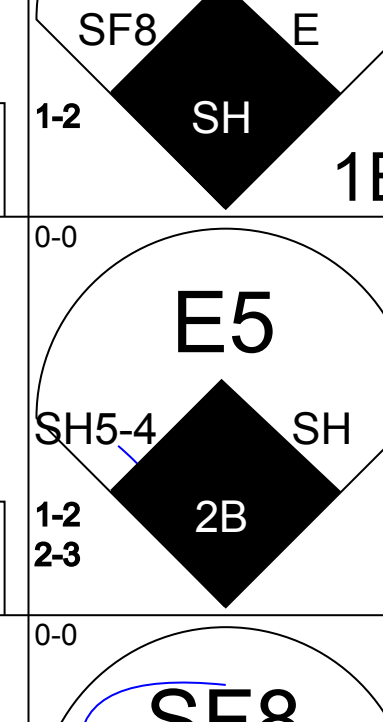
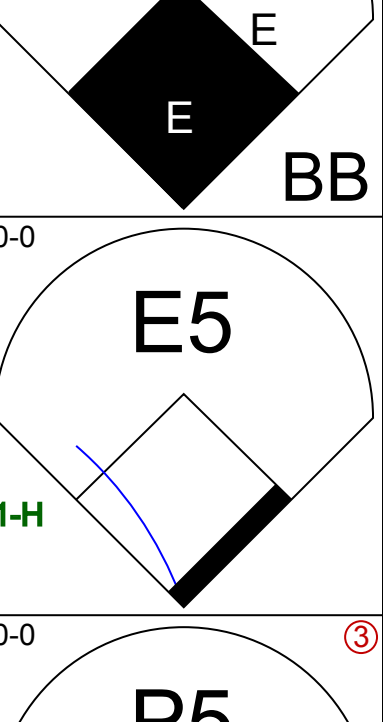
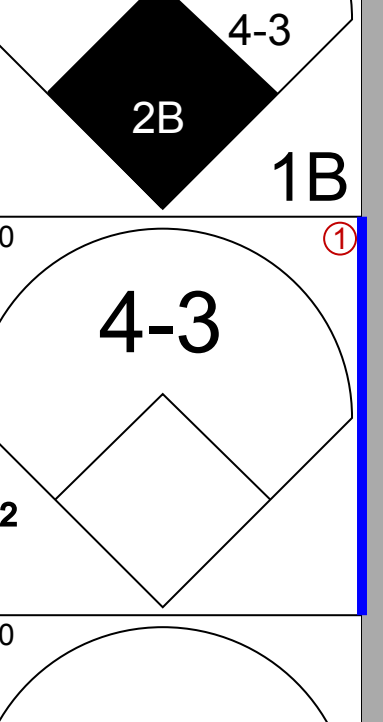
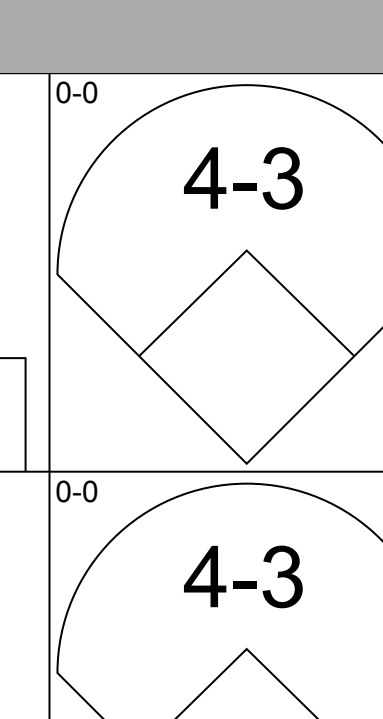
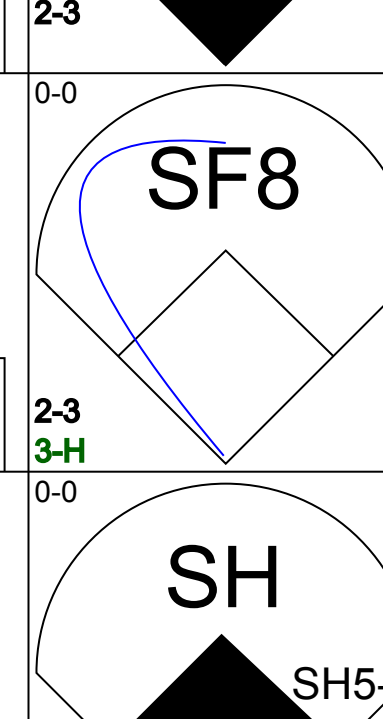
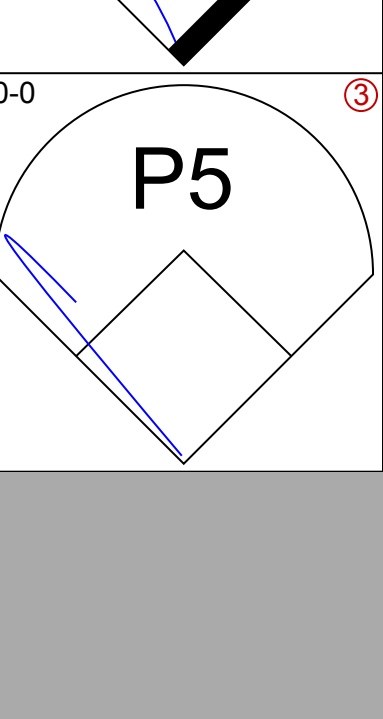
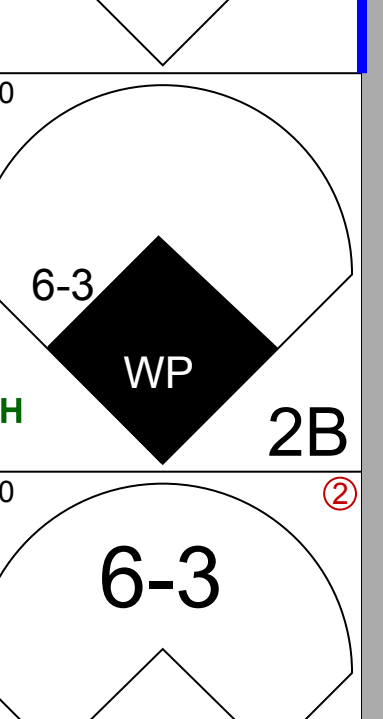
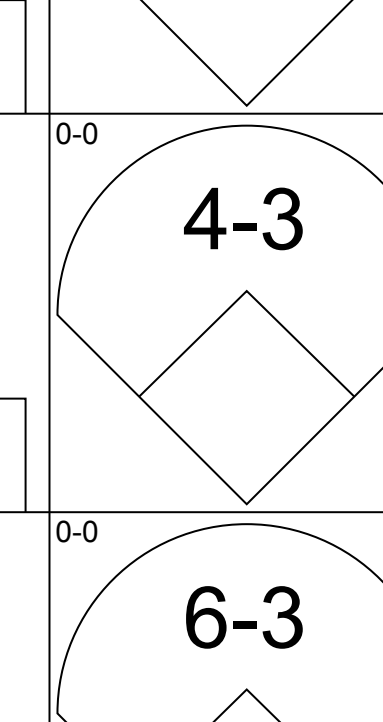
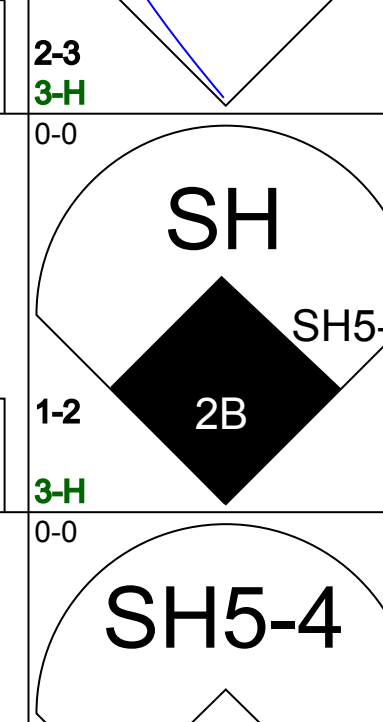
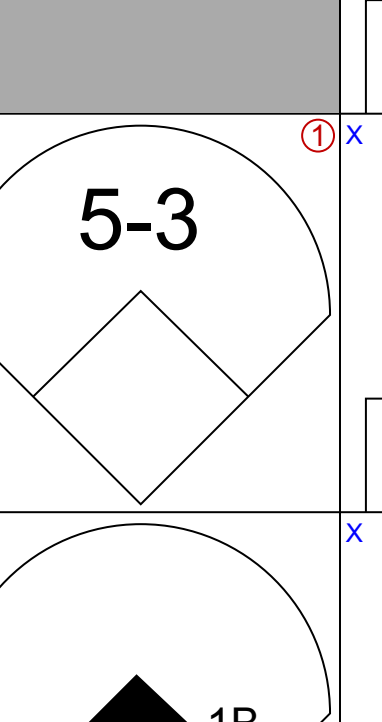

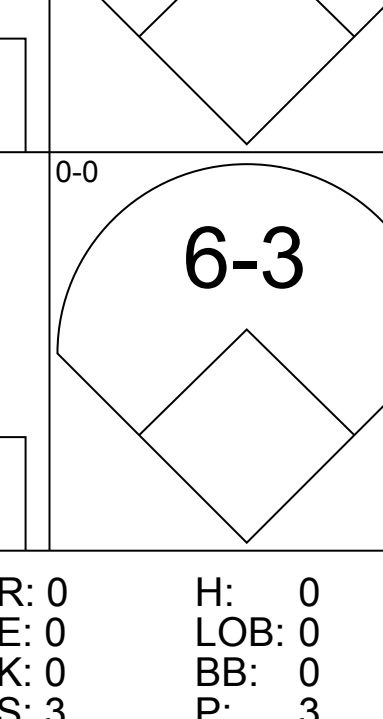
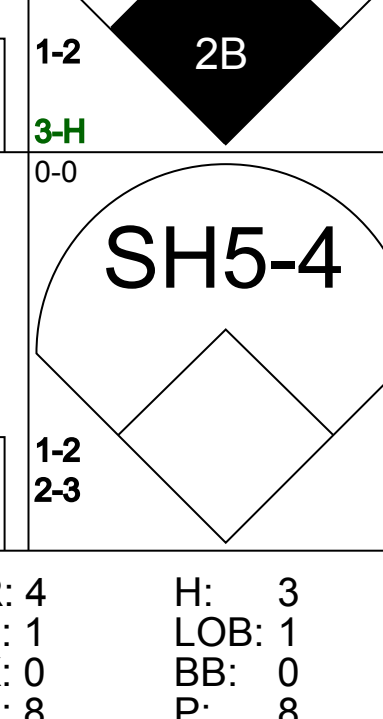
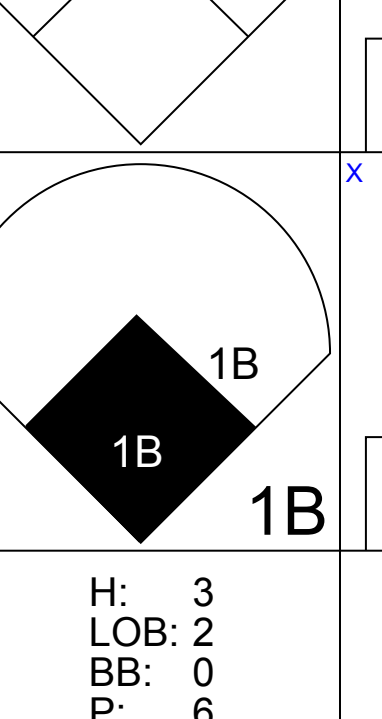

Batter	1	2	3	4	5	6	7	8	9	AB	R	H	RBI	BB	SO	LOB	BOTTOM					
<b>Paul Householder, S</b> OBP: 0.286, SLG: 0.332 (1, 9)										5	0	0	0	0	1	1	<b>Philadelphia Phillies @ Cincinnati Reds</b> Riverfront Stadium, Cincinnati, OH Fri Aug 20 1982, 7:05 PM EDT Att: 17,638 - Unknown					
<b>Wayne Krenchicki, L</b> OBP: 0.338, SLG: 0.379 <b>Ben Hayes, R</b> (6, 1)										3	0	0	0	0	0	1						
<b>Duane Walker, L</b> OBP: 0.325, SLG: 0.397 <b>Jim Kern, R</b> (8, 1)										3	2	2	0	1	0	1						
<b>Dave Concepcion, R</b> OBP: 0.352, SLG: 0.389 (1, 6)										4	0	3	1	0	0	1						
<b>Larry Bittner, L</b> OBP: 0.368, SLG: 0.431 (1, 3)										4	0	1	1	0	0	2						
<b>Cesar Cedeno, R</b> OBP: 0.345, SLG: 0.416 (1, 8)										3	0	1	0	1	2	2						
<b>Mike Veit, R</b> OBP: 0.292, SLG: 0.416 (1, 7)										4	0	0	0	0	2	4						
<b>Ron Oester, S</b> OBP: 0.291, SLG: 0.322 (6, 5)										4	0	0	0	0	2	4						
<b>Dave Vangorder, R</b> OBP: 0.255, SLG: 0.222 (1, 2)										4	0	2	0	0	0	2						
<b>Greg Harris, S</b> OBP: 0.154, SLG: 0.154 <b>Charlie Leibrandt, R</b> OBP: 0.125, SLG: 0.087 <b>Tom Lawless, R</b> OBP: 0.249, SLG: 0.250 (6, 4)										1	0	0	0	0	1	1						
<b>Inning Stats</b>	R: 1 E: 0 K: 0 S: 5	H: 2 LOB: 1 BB: 0 P: 5	R: 0 E: 0 K: 2 S: 8	H: 1 LOB: 0 BB: 0 P: 8	R: 0 E: 0 K: 0 S: 3	H: 0 LOB: 1 BB: 1 P: 7	R: 0 E: 0 K: 0 S: 2	H: 0 LOB: 0 BB: 1 P: 6	R: 0 E: 0 K: 1 S: 6	H: 1 LOB: 1 BB: 0 P: 6	R: 1 E: 0 K: 2 S: 10	H: 3 LOB: 2 BB: 0 P: 10	R: 0 E: 0 K: 1 S: 6	H: 1 LOB: 1 BB: 0 P: 6	R: 0 E: 0 K: 1 S: 6	H: 2 LOB: 1 BB: 0 P: 6	R: 0 E: 0 K: 0 S: 3	H: 0 LOB: 0 BB: 0 P: 3	1B: 6 2B: 3 3B: 1 HR: 0	SF: 0 SAC: 0 DP: 2 HBP: 0	WP: 0 PB: 0 SB: 0 CS: 0	PA: 37
<b>PITCHER</b>	IP WLS BF H R ER SO BB IBB HBP BLK WP HR S P ERA WHIP	IP WLS BF H R ER SO BB IBB HBP BLK WP HR S P ERA WHIP	IP WLS BF H R ER SO BB IBB HBP BLK WP HR S P ERA WHIP	IP WLS BF H R ER SO BB IBB HBP BLK WP HR S P ERA WHIP	IP WLS BF H R ER SO BB IBB HBP BLK WP HR S P ERA WHIP	IP WLS BF H R ER SO BB IBB HBP BLK WP HR S P ERA WHIP	IP WLS BF H R ER SO BB IBB HBP BLK WP HR S P ERA WHIP	IP WLS BF H R ER SO BB IBB HBP BLK WP HR S P ERA WHIP	IP WLS BF H R ER SO BB IBB HBP BLK WP HR S P ERA WHIP	IP WLS BF H R ER SO BB IBB HBP BLK WP HR S P ERA WHIP	IP WLS BF H R ER SO BB IBB HBP BLK WP HR S P ERA WHIP	IP WLS BF H R ER SO BB IBB HBP BLK WP HR S P ERA WHIP	IP WLS BF H R ER SO BB IBB HBP BLK WP HR S P ERA WHIP	IP WLS BF H R ER SO BB IBB HBP BLK WP HR S P ERA WHIP	IP WLS BF H R ER SO BB IBB HBP BLK WP HR S P ERA WHIP	IP WLS BF H R ER SO BB IBB HBP BLK WP HR S P ERA WHIP	IP WLS BF H R ER SO BB IBB HBP BLK WP HR S P ERA WHIP					
<b>Dick Ruthven, R</b> ERA: 3.21 (1, 1)	9.0 W 37 10 2 2 7 2 0 0 0 0 0 0 49 57 2.00 1.333																					

AB	35
R	2
H	10
RBI	2
BB	2
SO	7
LOB	16





Batter	1	2	3	4	5	6	7	8	9	AB	R	H	RBI	BB	SO	LOB	TOP				
<b>Pete Rose, S</b> OBP: 0.345, SLG: 0.357 (1, 3)										4	0	1	0	1	1	2	<b>Philadelphia Phillies @ Cincinnati Reds</b> Riverfront Stadium, Cincinnati, OH Sat Aug 21 1982, 7:05 PM EDT Att: 24,099 - Unknown <a href="http://livebaseballscorecards.com">livebaseballscorecards.com</a>				
<b>Manny Trillo, R</b> OBP: 0.314, SLG: 0.310 <b>Tug McGraw, R</b> (8, 1)										4	0	0	0	0	1	2					
<b>Gary Matthews, R</b> OBP: 0.342, SLG: 0.442 (1, 7)										4	0	1	0	0	0	1					
<b>Mike Schmidt, R</b> OBP: 0.420, SLG: 0.576 (1, 5)										3	2	2	1	1	0	1					
<b>Bill Robinson, R</b> OBP: 0.299, SLG: 0.454 (1, 9)										3	1	1	2	1	1	0					
<b>Gary Maddox, R</b> OBP: 0.309, SLG: 0.447 (1, 8)										4	0	0	0	0	1	2					
<b>Ozzie Virgil, R</b> OBP: 0.281, SLG: 0.339 <b>Ed Farmer, R</b> (6, 1)										3	0	1	0	0	1	2					
<b>Luis Aguayo, R</b> OBP: 0.239, SLG: 0.395 (8, 4)										0	0	0	0	0	0	0					
<b>Ivan De Jesus, R</b> OBP: 0.304, SLG: 0.295 (1, 6)										2	0	0	0	2	0	0					
<b>Marty Bystrom, R</b> OBP: 0.143, SLG: 0.150 <b>Jerry Reed, R</b> (4, 1)										2	0	0	0	0	2	2					
<b>Dave Roberts, R</b> OBP: 0.250, SLG: 0.233 (6, 2)										2	0	1	0	0	0	0					
<b>Inning Stats</b>	R: 0 E: 0 K: 1 S: 6	H: 1 LOB: 1 BB: 0 P: 6	R: 0 E: 0 K: 2 S: 7	H: 0 LOB: 0 BB: 0 P: 7	R: 0 E: 0 K: 1 S: 6	H: 1 LOB: 1 BB: 0 P: 6	R: 2 E: 0 K: 2 S: 9	H: 2 LOB: 2 BB: 2 P: 17	R: 0 E: 0 K: 1 S: 4	H: 0 LOB: 0 BB: 1 P: 8	R: 0 E: 0 K: 0 S: 3	H: 1 LOB: 1 BB: 1 P: 7	R: 0 E: 0 K: 0 S: 3	H: 0 LOB: 0 BB: 0 P: 3	R: 1 E: 0 K: 0 S: 4	H: 1 LOB: 0 BB: 0 P: 4	R: 0 E: 0 K: 0 S: 4	H: 1 LOB: 2 BB: 1 P: 8	1B: 3 2B: 2 3B: 0 HR: 2	SF: 0 SAC: 0 DP: 2 HBP: 0	WP: 0 PA: 37 PB: 0 SB: 0 CS: 0
<b>PITCHER</b> <b>Bob Shirley, L</b> ERA: 3.61 (1, 1)	IP: 9.0 WLS: W BF: 37 H: 7 R: 3 ER: 3 SO: 7 BB: 4 IBB: 1 HBP: 0 BLK: 0 WP: 0 HR: 2 S: 46 P: 66 ERA: 3.00 WHIP: 1.222															<b>PITCHER</b>					

Batter	1	2	3	4	5	6	7	8	9	AB	R	H	RBI	BB	SO	LOB	BOTTOM		
<b>Paul Householder, S</b> OBP: 0.288, SLG: 0.337 (1, 9)										5	1	2	2	0	0	1	<b>Philadelphia Phillies @ Cincinnati Reds</b> Riverfront Stadium, Cincinnati, OH Sat Aug 21 1982, 7:05 PM EDT Att: 24,099 - Unknown <a href="http://livebaseballscorecards.com">livebaseballscorecards.com</a>		
<b>Wayne Krenchicki, L</b> OBP: 0.340, SLG: 0.380 (1, 5)										5	1	2	0	0	0	1			
<b>Dave Concepcion, R</b> OBP: 0.355, SLG: 0.391 (1, 6)										5	0	3	1	0	0	0			
<b>Larry Bittner, L</b> OBP: 0.366, SLG: 0.427 (1, 3)										4	1	1	0	0	0	5			
<b>Cesar Cedeno, R</b> OBP: 0.352, SLG: 0.424 (1, 8)										3	3	3	1	1	0	0			
<b>Mike Vail, R</b> OBP: 0.285, SLG: 0.405 <b>Rafael Landestoy, S</b> OBP: 0.274, SLG: 0.256 (1, 7)										4	1	0	0	0	0	4			
<b>Ron Oester, S</b> OBP: 0.291, SLG: 0.325 (1, 4)										3	1	1	2	0	0	1			
<b>Alex Trevino, R</b> OBP: 0.304, SLG: 0.294 (1, 2)										3	1	0	1	0	0	1			
<b>Bob Shirley, R</b> OBP: 0.107, SLG: 0.107 (1, 1)										3	1	1	0	0	0	0			
<b>Inning Stats</b>	R: 2 E: 0 K: 0 S: 6	H: 4 LOB: 1 BB: 0 P: 6	R: 0 E: 0 K: 0 S: 3	H: 0 LOB: 0 BB: 0 P: 3	R: 0 E: 0 K: 0 S: 3	H: 0 LOB: 0 BB: 0 P: 3	R: 4 E: 1 K: 0 S: 8	H: 3 LOB: 1 BB: 0 P: 8	R: 1 E: 2 K: 0 S: 4	H: 1 LOB: 1 BB: 1 P: 8	R: 1 E: 0 K: 0 S: 6	H: 3 LOB: 2 BB: 0 P: 6	R: 2 E: 0 K: 0 S: 5	H: 2 LOB: 0 BB: 0 P: 5	R: 0 E: 0 K: 0 S: 3	H: 0 LOB: 0 BB: 0 P: 3		1B: 10 2B: 3 3B: 0 HR: 0	SF: 1 SAC: 2 DP: 2 HBP: 0
<b>PITCHER</b> <b>Marty Bystrom, R</b> ERA: 4.26 <b>Jerry Reed, R</b> ERA: 5.75 <b>Ed Farmer, R</b> ERA: 5.56 <b>Tug McGraw, L</b> ERA: 3.97 (1, 1)	IP: 3.2 WLS: L BF: 19 H: 7 R: 6 ER: 4 SO: 4 BB: 0 IBB: 0 HBP: 0 BLK: 0 WP: 0 HR: 0 S: 19 P: 19 ERA: 9.82 WHIP: 1.909															<b>PITCHER</b>			









Batter	1	2	3	4	5	6	7	8	9	AB	R	H	RBI	BB	SO	LOB	TOP					
<b>Pete Rose, S</b> OBP: 0.345, SLG: 0.356 (1, 3)	0-0 4-3		0-0 F8			0-0 FC5-4 1B		0-0 5-3	4-0 IBB	4	1	1	0	1	0	0	<b>Philadelphia Phillies @ Atlanta Braves</b> Atlanta-Fulton County Stadium, Atlanta, GA Mon Aug 23 1982, 7:05 PM EDT Att: 16,224 - Unknown					
<b>Manny Trillo, R</b> OBP: 0.315, SLG: 0.313 (1, 4)	0-0 4-3		0-0 1B			0-0 FC5-4 1B		0-0 HR 1B	0-0 1-3	5	1	3	0	0	0	2						
<b>Gary Matthews, R</b> OBP: 0.347, SLG: 0.448 (1, 7)	0-0 1B		0-0 F7			0-0 FC5-4 1-2 2-3		0-0 HR		4	1	2	2	0	0	3						
<b>Mike Schmidt, R</b> OBP: 0.423, SLG: 0.577 (1, 5)	0-3 K			0-0 F7		0-0 SF7		4-0 FC6-4 BB		2	0	0	1	1	1	1						
<b>Bo Diaz, R</b> OBP: 0.340, SLG: 0.469 (1, 2)		0-0 4-3		0-0 6-3		0-0 P6		0-0 F8		4	0	0	0	0	0	2						
<b>Gary Maddox, R</b> OBP: 0.307, SLG: 0.453 (1, 8)		0-0 S 1B		0-0 5-3				0-0 F9	0-0 FC6-4 1-2	4	0	1	0	0	0	1						
<b>George Vukovich, L</b> OBP: 0.345, SLG: 0.418 (1, 9)		0-0 L8 1-2		0-0 4-3		0-0 L7		0-0 SH3-4 1B		4	0	1	0	0	0	1						
<b>Ivan De Jesus, R</b> OBP: 0.306, SLG: 0.297 (1, 6)		0-0 L9		0-0 L7		0-0 1B		0-0 SH3-4 1-2		3	0	1	0	0	0	1						
<b>Mike Krukow, R</b> OBP: 0.172, SLG: 0.190 (1, 1)			0-0 6-3		0-0 4-3		0-3 K	0-0 5-3		2	0	0	0	0	0	0						
<b>Willie Montanez, L</b> OBP: 0.316, SLG: 0.286 (7, PH)				0-0 4-3				0-0 5-3		1	0	0	0	0	1	1						
<b>Ed Farmer, R</b> (7, PH)					0-0 4-3					0	0	0	0	0	0	0						
<b>Greg Gross, L</b> OBP: 0.360, SLG: 0.307 (9, PH)										1	0	0	0	0	0	1						
<b>Ron Reed, R</b> OBP: 0.273, SLG: 0.333 (9, 1)										0	0	0	0	0	0	0						
<b>Inning Stats</b>	R: 0 E: 0 K: 1 S: 6	H: 1 LOB: 1 BB: 0 P: 6	R: 0 E: 0 K: 0 S: 4	H: 1 LOB: 1 BB: 0 P: 4	R: 0 E: 0 K: 0 S: 4	H: 1 LOB: 1 BB: 0 P: 4	R: 0 E: 0 K: 0 S: 3	H: 0 LOB: 0 BB: 0 P: 3	R: 0 E: 0 K: 0 S: 3	H: 0 LOB: 0 BB: 0 P: 3	R: 1 E: 0 K: 0 S: 5	H: 2 LOB: 1 BB: 0 P: 5	R: 0 E: 0 K: 1 S: 6	H: 1 LOB: 1 BB: 0 P: 6	R: 2 E: 0 K: 0 S: 5	H: 2 LOB: 1 BB: 1 P: 9	R: 0 E: 0 K: 0 S: 4	H: 1 LOB: 2 BB: 1 P: 8	1B: 8 2B: 0 3B: 0 HR: 1	SF: 1 SAC: 1 DP: 0 HBP: 0	WP: 0 PB: 0 SB: 1 CS: 0	PA: 38
<b>PITCHER</b> <b>Rick Camp, R</b> ERA: 3.6 (1, 1)	IP: 9.0 WLS: W BF: 38 H: 9 R: 3 ER: 3 SO: 2 BB: 1 IBB: 1 HBP: 0 BLK: 0 WP: 0 HR: 1 S: 40 P: 48 ERA: 3.00 WHIP: 1.111															<b>PITCHER</b>						

AB 34  
R 3  
H 9  
RBI 3  
BB 2  
SO 2  
LOB 13



Batter	1	2	3	4	5	6	7	8	9	AB	R	H	RBI	BB	SO	LOB	BOTTOM					
<b>Jerry Royster, R</b> OBP: 0.341, SLG: 0.336 (1, 7)	0-0 5-3			0-0 1B SH2-4 1B	0-0 5-3			0-0 6-3		4	1	1	0	0	0	0	<b>Philadelphia Phillies @ Atlanta Braves</b> Atlanta-Fulton County Stadium, Atlanta, GA Mon Aug 23 1982, 7:05 PM EDT Att: 16,224 - Unknown					
<b>Rafael Ramirez, R</b> OBP: 0.303, SLG: 0.341 (1, 6)	0-0 5-3			0-0 SH2-4 1-2		4-0 CS BB		0-0 F8		2	0	0	0	1	0	0						
<b>Claudell Washington, L</b> OBP: 0.334, SLG: 0.386 (1, 9)	0-0 4-3			0-0 1B SF8 1B		0-0 S 1B		0-0 4-3		4	2	2	0	0	0	0						
<b>Dale Murphy, R</b> OBP: 0.368, SLG: 0.530 (1, 8)		0-3 K		0-0 1B 1-3 3-H 1B		0-3 K		0-0 6-3		4	0	1	1	0	2	1						
<b>Bob Horner, R</b> OBP: 0.360, SLG: 0.493 (1, 5)		0-0 F8		0-0 SF8 3-H		0-0 1B		0-0 2B 1B		3	0	2	2	0	0	0						
<b>Brett Butler, L</b> OBP: 0.291, SLG: 0.226 (9, PR)		0-0 F8		0-0 SF8 3-H		0-0 1B		0-0 2B 1B		0	1	0	0	0	0	0						
<b>Chris Chambliss, L</b> OBP: 0.335, SLG: 0.441 (1, 3)	0-0 5-3			0-0 1B		0-0 6-3		0-0 1-H 2B		4	0	2	1	0	0	1						
<b>Glenn Hubbard, R</b> OBP: 0.341, SLG: 0.377 (1, 4)			0-0 4-3	0-0 F7		0-0 6-3				3	0	0	0	0	0	2						
<b>Matt Sinatro, R</b> OBP: 0.192, SLG: 0.200 (1, 2)			0-0 4-3		0-0 F7		0-0 6-3			3	0	0	0	0	0	0						
<b>Rick Camp, R</b> (1, 1)			0-0 5-3		0-0 4-3		0-3 K			3	0	0	0	0	1	0						
<b>Inning Stats</b>	R: 0 E: 0 K: 0 S: 3	H: 0 LOB: 0 BB: 0 P: 3	R: 0 E: 0 K: 1 S: 5	H: 0 LOB: 0 BB: 0 P: 5	R: 0 E: 0 K: 0 S: 3	H: 0 LOB: 0 BB: 0 P: 3	R: 2 E: 0 K: 0 S: 7	H: 4 LOB: 2 BB: 0 P: 7	R: 0 E: 0 K: 0 S: 3	H: 0 LOB: 0 BB: 0 P: 3	R: 1 E: 0 K: 1 S: 6	H: 2 LOB: 1 BB: 1 P: 10	R: 0 E: 0 K: 1 S: 5	H: 0 LOB: 0 BB: 0 P: 5	R: 0 E: 0 K: 0 S: 3	H: 0 LOB: 0 BB: 0 P: 3	R: 1 E: 0 K: 0 S: 3	H: 2 LOB: 2 BB: 0 P: 3	1B: 7 2B: 1 3B: 0 HR: 0	SF: 1 SAC: 1 DP: 0 HBP: 0	WP: 0 PB: 0 SB: 1 CS: 1	PA: 33
<b>PITCHER</b> <b>Mike Krukow, R</b> ERA: 2.83 (1, 1)	IP: 6.0 WLS: 24 BF: 6 H: 6 R: 3 ER: 3 SO: 2 BB: 1 IBB: 0 HBP: 0 BLK: 0 WP: 0 HR: 0 S: 27 P: 31 ERA: 4.50 WHIP: 1.167															<b>PITCHER</b>						
<b>Ed Farmer, R</b> ERA: 5.37 (7, 1)	2.0 6 0 0 0 1 0 0 0 0 0 0 8 8 0.00 6.000																					
<b>Ron Reed, R</b> ERA: 3.13 (9, 1)	0.1 L 3 2 1 1 0 0 0 0 0 0 3 3 27.00 6.000																					

AB 30  
R 4  
H 8  
RBI 4  
BB 1  
SO 3  
LOB 4





Batter	1	2	3	4	5	6	7	8	9	AB	R	H	RBI	BB	SO	LOB	TOP											
<b>Pete Rose, S</b> OBP: 0.347, SLG: 0.357 (1, 3)	0-0 SH3-4 1B	4-0 BB		0-0 FC6-4 1B		0-0 F8			0-0 G6-4-3	4	1	2	0	1	0	1												
<b>Manny Trillo, R</b> OBP: 0.313, SLG: 0.310 (1, 4)	0-0 SH3-4	0-3 K		0-0 FC6-4		0-0 F9			0-0 1-3	4	0	0	0	0	1	4												
<b>Gary Matthews, R</b> OBP: 0.346, SLG: 0.445 (1, 7)	4-0 2-3 1B	0-0 F8			0-0 F3			0-0 F8		3	1	0	0	1	0	2												
<b>Mike Schmidt, R</b> OBP: 0.420, SLG: 0.571 (1, 5)	0-0 2-3		0-0 1-3		0-3 K			0-3 K		4	0	0	0	0	2	2												
<b>Bo Diaz, R</b> OBP: 0.341, SLG: 0.470 (1, 2)	0-0 HR		0-0 G6-4-3 1B		0-0 F8			0-0 6-3		4	1	2	2	0	0	0												
<b>Gary Maddox, R</b> OBP: 0.310, SLG: 0.465 (1, 8)	0-0 HR		0-0 G6-4-3			0-0 1B HR		0-0 F8		4	2	2	2	0	0	1												
<b>George Vukovich, L</b> OBP: 0.344, SLG: 0.415 (1, 9)	0-0 L8		0-0 4-3		0-0 HR			0-3 K		4	1	1	0	0	1	0												
<b>Ivan De Jesus, R</b> OBP: 0.308, SLG: 0.304 (1, 6)		4-0 SH5-3 BB		0-3 K		0-0 HR		0-0 5-3		3	1	1	3	1	1	0												
<b>Steve Carlton, L</b> Ed Farmer, R Willie Montanez, L Tug McGraw, R Jerry Reed, R Greg Gross, L	0-0 SH5-3		0-0 1-2		0-0 1B		0-0 4-3		0-0 G6-4-3 1B	1	0	1	0	0	0	0												
<b>Inning Stats</b>	R: 4 E: 0 K: 0 S: 6	H: 3 LOB: 0 BB: 1 P: 10	R: 0 E: 0 K: 1 S: 5	H: 0 LOB: 2 BB: 2 P: 13	R: 0 E: 0 K: 0 S: 3	H: 1 LOB: 0 BB: 0 P: 3	R: 0 E: 0 K: 1 S: 7	H: 2 LOB: 0 BB: 0 P: 7	R: 0 E: 0 K: 1 S: 5	H: 0 LOB: 0 BB: 0 P: 5	R: 0 E: 0 K: 1 S: 5	H: 0 LOB: 0 BB: 0 P: 5	R: 0 E: 0 K: 1 S: 5	H: 0 LOB: 0 BB: 0 P: 5	R: 0 E: 0 K: 0 S: 3	H: 1 LOB: 0 BB: 0 P: 3	1B: 8 2B: 0 3B: 0 HR: 2	SF: 0 SAC: 2 DP: 2 HBP: 0	WP: 0 PB: 0 SB: 0 CS: 0	PA: 38								
<b>PITCHER</b>	IP	WLS	BF	H	R	ER	SO	BB	IBB	HBP	BLK	WP	HR	S	P	ERA	WHIP											
<b>Phil Niekro, R</b> ERA: 3.68	(1, 1)	8.0	W	36	10	7	7	5	3	0	0	0	0	2	43	55	7.88	1.625										
<b>Gene Garber, R</b> ERA: 2.63	(9, 1)	1.0	S	2	0	0	0	0	0	0	0	0	0	2	2	0.00	0.000											

Philadelphia Phillies @ Atlanta Braves  
Atlanta-Fulton County Stadium, Atlanta, GA

AB 33  
R 7  
H 10  
RBI 7  
BB 3  
SO 5  
LOB 10



WP: 0 PA: 38  
PB: 0  
SB: 0  
CS: 0

Tue Aug 24 1982, 7:05 PM EDT  
Att: 22,709 - Unknown

Batter	1	2	3	4	5	6	7	8	9	AB	R	H	RBI	BB	SO	LOB	BOTTOM										
<b>Jerry Royster, R</b> OBP: 0.397, SLG: 0.382 (1, 7)	0-0 HR	0-0 G3		0-0 E	4-0 BB		0-0 5-3 1B			4	2	3	1	1	0	0											
<b>Rafael Ramirez, R</b> OBP: 0.302, SLG: 0.340 (1, 6)	0-0 F7		0-0 P4	0-0 E2 HR	0-0 4-3		0-0 5-3			5	1	1	1	0	0	2											
<b>Dale Murphy, R</b> OBP: 0.366, SLG: 0.537 (1, 8)	0-0 WP		0-0 F8	0-0 HR		0-0 6-3		0-3 K		5	1	2	2	0	1	1											
<b>Bob Horner, R</b> Brett Butler, L	4-0 BB		0-0 HR	0-0 1B	0-0 2B	4-0 1B BB		4-0 CS BB		2	3	2	1	3	0	0											
<b>Bob Watson, R</b> Chris Chambliss, L	4-0 BB		0-0 6-3	0-0 1B	0-0 1B	0-3 K		0-0 F9		4	0	1	1	1	1	2											
<b>Terry Harper, R</b> OBP: 0.597, SLG: 0.325 (1, 9)	0-3 K			0-0 1B		0-0 1B		0-0 F7		5	1	3	0	0	1	4											
<b>Glenn Hubbard, R</b> OBP: 0.341, SLG: 0.376 (1, 4)	0-0 L5			0-0 F8		0-0 FC6-4 1B				4	0	1	1	0	0	6											
<b>Bruce Benedict, R</b> OBP: 0.279, SLG: 0.274 (1, 2)		0-0 F9		0-0 SF8 3B	0-0 L7	0-0 FC6-4				4	1	1	1	0	0	2											
<b>Phil Niekro, R</b> Gene Garber, R	0-0 5-3		0-0 SF8	0-0 F9		0-0 F7				3	0	0	1	0	0	0											
<b>Inning Stats</b>	R: 1 E: 0 K: 1 S: 7	H: 2 LOB: 3 BB: 2 P: 15	R: 0 E: 0 K: 0 S: 3	H: 0 LOB: 0 BB: 0 P: 3	R: 1 E: 0 K: 0 S: 4	H: 1 LOB: 0 BB: 0 P: 4	R: 0 E: 1 K: 0 S: 11	H: 8 LOB: 2 BB: 0 P: 11	R: 0 E: 0 K: 0 S: 3	H: 0 LOB: 1 BB: 1 P: 7	R: 0 E: 0 K: 1 S: 7	H: 1 LOB: 2 BB: 1 P: 11	R: 0 E: 0 K: 1 S: 6	H: 0 LOB: 1 BB: 1 P: 6	R: 0 E: 0 K: 0 S: 2	H: 0 LOB: 1 BB: 1 P: 6	1B: 7 2B: 3 3B: 1 HR: 3	SF: 1 SAC: 0 DP: 0 HBP: 0	WP: 1 PB: 0 SB: 0 CS: 1	PA: 42							
<b>PITCHER</b>	IP	WLS	BF	H	R	ER	SO	BB	IBB	HBP	BLK	WP	HR	S	P	ERA	WHIP										
<b>Steve Carlton, L</b> ERA: 3.56	(1, 1)	3.2	L	21	8	7	1	0	0	0	0	0	0	7	11	6.75	3.000										
<b>Ed Farmer, R</b> ERA: 5.4	(4, 1)	1.1		8	3	1	1	0	1	0	0	0	0	7	11	6.75	3.000										
<b>Tug McGraw, L</b> ERA: 4.01	(6, 1)	2.0		10	3	1	1	2	1	0	0	0	0	13	17	4.50	2.000										
<b>Jerry Reed, R</b> ERA: 5.68	(8, 1)	1.0		3	0	0	0	0	1	0	0	0	0	2	6	0.00	1.000										

Philadelphia Phillies @ Atlanta Braves  
Atlanta-Fulton County Stadium, Atlanta, GA

AB 36  
R 9  
H 14  
RBI 9  
BB 5  
SO 3  
LOB 17



WP: 1 PA: 42  
PB: 0  
SB: 0  
CS: 1

Tue Aug 24 1982, 7:05 PM EDT  
Att: 22,709 - Unknown











Batter	1	2	3	4	5	6	7	8	9	AB	R	H	RBI	BB	SO	LOB	TOP			
Duane Walker, L (1, 7) OBP: 0.324, SLG: 0.376	F9		S BB		K		K			3	0	0	0	1	2	2	<b>Cincinnati Reds @ Philadelphia Phillies</b> Veterans Stadium, Philadelphia, PA Sat Aug 28 1982, 7:05 PM EDT Att: 38,333 - Unknown			
Wayne Krenchicki, L (1, 5) OBP: 0.355, SLG: 0.360	K		3-1		4-3			FC5-4 1B		4	0	1	0	0	1	1				
Dave Concepcion, R (1, 6) OBP: 0.352, SLG: 0.387	K				G3		K	FC5-4 1B		4	0	1	0	0	2	0				
Dan Driessen, L (1, 3) OBP: 0.374, SLG: 0.417		6-3		6-3		G4-6-3 1B		FC5-4 FC6-4		4	0	1	0	0	0	2				
Cesar Cedeno, R (1, 8) OBP: 0.358, SLG: 0.430		FC6-4 1B		E 1B		G4-6-3 1B		FC6-4		4	1	2	0	0	0	2				
Paul Householder, S (1, 9) OBP: 0.264, SLG: 0.332	FC6-4 1-2f			E6 1B					L5	4	0	0	0	0	1	2				
Ron Oester, S (1, 4) OBP: 0.298, SLG: 0.341	4-3			1-2 2-H 1B			BB 1B		F7	4	0	2	1	0	0	1				
Dave Vanorder, R (1, 2) OBP: 0.259, SLG: 0.224			F4	5-3			BB		K	3	0	0	0	1	1	2				
Frank Pastore, R (1, 1) OBP: 0.191, SLG: 0.283			1-3		6-3					2	0	0	0	0	0	0				
Ben Hayes, R (6, 1)										0	0	0	0	0	0	0				
Larry Bittner, L (7, PH) OBP: 0.374, SLG: 0.429										1	0	0	0	0	0	2				
Greg Harris, S (7, 1) OBP: 0.154, SLG: 0.154										0	0	0	0	0	0	0				
Joe Price, R (8, 1) OBP: 0.333, SLG: 0.333										0	0	0	0	0	0	0				
<b>Inning Stats</b>	R: 0 E: 0 K: 2 S: 7	H: 0 LOB: 0 BB: 0 P: 7	R: 0 E: 0 K: 0 S: 4	H: 1 LOB: 1 BB: 0 P: 4	R: 0 E: 0 K: 0 S: 3	H: 0 LOB: 1 BB: 1 P: 7	R: 1 E: 1 K: 0 S: 6	H: 2 LOB: 2 BB: 0 P: 6	R: 0 E: 0 K: 1 S: 5	H: 0 LOB: 0 BB: 0 P: 5	R: 0 E: 0 K: 2 S: 8	H: 1 LOB: 2 BB: 1 P: 12	R: 0 E: 0 K: 0 S: 4	H: 2 LOB: 1 BB: 0 P: 4	R: 0 E: 0 K: 1 S: 5	H: 0 LOB: 0 BB: 0 P: 5	1B: 7 2B: 0 3B: 0 HR: 0	SF: 0 SAC: 0 DP: 2 HBP: 0	WP: 0 PB: 0 SB: 1 CS: 0	PA: 35
<b>PITCHER</b> Mike Krukow, R (1, 1) ERA: 2.88	IP: 9.0 WLS: W BF: 35 H: 7 R: 1 ER: 0 SO: 7 BB: 2 IBB: 0 HBP: 0 BLK: 0 WP: 0 HR: 0 S: 47 P: 55 ERA: 0.00 WHIP: 1.000															<b>PITCHER</b>				

Batter	1	2	3	4	5	6	7	8	9	AB	R	H	RBI	BB	SO	LOB	BOTTOM			
Pete Rose, S (1, 3) OBP: 0.348, SLG: 0.356								F8		4	1	2	0	0	0	2	<b>Cincinnati Reds @ Philadelphia Phillies</b> Veterans Stadium, Philadelphia, PA Sat Aug 28 1982, 7:05 PM EDT Att: 38,333 - Unknown			
Willie Montanez, L (9, 3) OBP: 0.293, SLG: 0.263			G4-3 HBP			4-3				0	0	0	0	0	0	0				
Manny Trillo, R (1, 4) OBP: 0.318, SLG: 0.316	F2		G4-3 1-2f			2B 1B	K			4	1	1	0	0	1	2				
Gary Matthews, R (1, 7) OBP: 0.352, SLG: 0.456	4-0		5-3			1B FC5-2	K			3	0	1	1	1	1	0				
Greg Gross, L (9, 7) OBP: 0.361, SLG: 0.311	FC5-4 BB					1B FC5-2 2B	K			0	0	0	0	0	0	0				
Mike Schmidt, R (1, 5) OBP: 0.419, SLG: 0.562	F4					FC5-2 1B IBB	FC4 BB			2	1	0	0	2	1	2				
Bo Diaz, R (1, 2) OBP: 0.337, SLG: 0.460	FC5-4 1-2f					1B FC5-2 2B 1B	FC4 1-2f			4	1	1	1	0	0	3				
Gary Maddox, R (1, 8) OBP: 0.319, SLG: 0.467		L4-3 1B			F4	FC5-2 1B 2B		5-3		4	1	1	0	0	0	3				
George Vukovich, L (1, 9) OBP: 0.339, SLG: 0.405		L4-3 1-2			4-3	1-2 2-3 3-H 1B		K		4	1	1	1	0	1	1				
Ivan De Jesus, R (1, 6) OBP: 0.315, SLG: 0.319					5-3	1-2 2-3 3-H 2B		HR		4	1	3	4	0	0	0				
Mike Krukow, R (1, 1) OBP: 0.177, SLG: 0.194			K			F7	K			4	0	1	0	0	2	2				
<b>Inning Stats</b>	R: 0 E: 0 K: 0 S: 4	H: 1 LOB: 2 BB: 1 P: 8	R: 0 E: 0 K: 1 S: 6	H: 2 LOB: 1 BB: 0 P: 6	R: 0 E: 0 K: 0 S: 2	H: 0 LOB: 0 BB: 0 P: 3	R: 0 E: 0 K: 1 S: 5	H: 0 LOB: 0 BB: 0 P: 5	R: 0 E: 0 K: 1 S: 11	H: 6 LOB: 1 BB: 1 P: 15	R: 0 E: 0 K: 2 S: 7	H: 0 LOB: 1 BB: 1 P: 11	R: 1 E: 0 K: 1 S: 7	H: 2 LOB: 1 BB: 0 P: 7	R: 0 E: 0 K: 1 S: 7	H: 0 LOB: 0 BB: 0 P: 5	1B: 7 2B: 4 3B: 0 HR: 1	SF: 0 SAC: 0 DP: 2 HBP: 1	WP: 0 PB: 0 SB: 0 CS: 0	PA: 37
<b>PITCHER</b> Frank Pastore, R (1, 1) ERA: 3.84	IP: 5.1 WLS: L BF: 25 H: 8 R: 6 ER: 6 SO: 2 BB: 1 IBB: 1 HBP: 1 BLK: 0 WP: 0 HR: 0 S: 26 P: 35 ERA: 10.12 WHIP: 1.688															<b>PITCHER</b>				
Ben Hayes, R (6, 1) ERA: 3.15	0.2	3	1	0	0	1	0	0	0	0	0	5	5	0.00	1.500					
Greg Harris, R (7, 1) ERA: 5.05	1.0	4	0	0	0	2	1	0	0	0	0	7	11	0.00	1.000					
Joe Price, L (8, 1) ERA: 3.38	1.0	5	2	1	1	1	0	0	0	0	1	7	7	9.00	2.000					



Batter	1	2	3	4	5	6	7	8	9	AB	R	H	RBI	BB	SO	LOB	TOP					
Tom Lawless, R OBP: 0.238, SLG: 0.241 Ben Hayes, R (8, 1)										4	0	0	0	0	3	1	<b>Cincinnati Reds @ Philadelphia Phillies</b> Veterans Stadium, Philadelphia, PA Sun Aug 29 1982, 3:33 AM EDT Att: 39,237 - Unknown <a href="http://livebaseballscorecards.com">livebaseballscorecards.com</a>					
Paul Householder, S OBP: 0.261, SLG: 0.328 (1, 9)										4	0	0	0	0	2	0						
Dave Concepcion, R OBP: 0.352, SLG: 0.385 (1, 6)										4	0	1	0	0	1	0						
Cesar Cedeno, R OBP: 0.354, SLG: 0.426 (1, 8)										4	0	0	0	0	2	1						
Johnny Bench, R OBP: 0.309, SLG: 0.365 (1, 5)										4	0	0	0	0	1	1						
Mike Vail, R OBP: 0.279, SLG: 0.390 (1, 7)										2	0	0	0	1	0	0						
Dan Driessen, L OBP: 0.374, SLG: 0.416 (1, 3)										3	0	1	0	0	1	0						
Alex Trevino, R OBP: 0.296, SLG: 0.283 (1, 2)										2	0	0	0	1	1	2						
Bruce Berenyi, R OBP: 0.235, SLG: 0.280 Rafael Landestoy, S OBP: 0.254, SLG: 0.305 (8, PH) (8, 4)										1	0	0	0	0	0	2						
										1	1	1	1	0	0	0						
<b>Inning Stats</b>	R: 0 E: 0 K: 2 S: 7	H: 0 LOB: 0 BB: 0 P: 7	R: 0 E: 0 K: 1 S: 5	H: 0 LOB: 0 BB: 0 P: 5	R: 0 E: 0 K: 2 S: 7	H: 0 LOB: 1 BB: 1 P: 11	R: 0 E: 0 K: 0 S: 3	H: 0 LOB: 0 BB: 0 P: 3	R: 0 E: 0 K: 1 S: 6	H: 1 LOB: 2 BB: 1 P: 10	R: 0 E: 0 K: 2 S: 7	H: 0 LOB: 0 BB: 0 P: 7	R: 0 E: 0 K: 1 S: 7	H: 0 LOB: 0 BB: 0 P: 7	R: 1 E: 0 K: 0 S: 4	H: 1 LOB: 0 BB: 0 P: 4	R: 0 E: 0 K: 1 S: 6	H: 1 LOB: 1 BB: 0 P: 6	1B: 2 2B: 0 3B: 0 HR: 1	SF: 0 SAC: 1 DP: 0 HBP: 0	WP: 0 PB: 0 SB: 0 CS: 0	PA: 32
<b>PITCHER</b> Steve Carlton, L ERA: 3.46 (1, 1)	IP: 9.0 WLS: W BF: 32 H: 3 R: 1 ER: 1 SO: 11 BB: 2 IBB: 0 HBP: 0 BLK: 0 WP: 0 HR: 1 S: 52 P: 60 ERA: 1.00 WHIP: 0.556															<b>PITCHER</b>						

Batter	1	2	3	4	5	6	7	8	9	AB	R	H	RBI	BB	SO	LOB	BOTTOM			
Pete Rose, S OBP: 0.347, SLG: 0.354 (1, 3)										3	0	0	1	1	0	0	<b>Cincinnati Reds @ Philadelphia Phillies</b> Veterans Stadium, Philadelphia, PA Sun Aug 29 1982, 3:33 AM EDT Att: 39,237 - Unknown <a href="http://livebaseballscorecards.com">livebaseballscorecards.com</a>			
Manny Trillo, R OBP: 0.320, SLG: 0.318 (1, 4)										4	1	2	1	0	0	2				
Gary Matthews, R OBP: 0.351, SLG: 0.454 Greg Gross, L OBP: 0.361, SLG: 0.311 (1, 7) (9, 7)										4	0	1	1	0	0	3				
										0	0	0	0	0	0	0				
Mike Schmidt, R OBP: 0.418, SLG: 0.560 (1, 5)										3	0	1	0	0	0	0				
Bo Diaz, R OBP: 0.335, SLG: 0.457 (1, 2)										3	0	0	0	0	1	2				
Gary Maddox, R OBP: 0.316, SLG: 0.462 (1, 8)										3	0	0	0	0	1	2				
George Vukovich, L OBP: 0.336, SLG: 0.490 (1, 9)										3	1	0	0	0	1	0				
Ivan De Jesus, R OBP: 0.316, SLG: 0.319 (1, 6)										3	1	1	0	0	0	0				
Steve Carlton, L OBP: 0.200, SLG: 0.275 (1, 1)										3	0	1	0	0	1	0				
<b>Inning Stats</b>	R: 0 E: 0 K: 0 S: 3	H: 1 LOB: 0 BB: 0 P: 3	R: 0 E: 0 K: 2 S: 7	H: 0 LOB: 0 BB: 0 P: 7	R: 2 E: 1 K: 0 S: 5	H: 2 LOB: 1 BB: 1 P: 9	R: 0 E: 0 K: 0 S: 3	H: 0 LOB: 0 BB: 0 P: 3	R: 0 E: 0 K: 1 S: 5	H: 0 LOB: 0 BB: 0 P: 5	R: 1 E: 1 K: 0 S: 6	H: 3 LOB: 2 BB: 0 P: 6	R: 0 E: 0 K: 1 S: 5	H: 0 LOB: 0 BB: 0 P: 5	R: 0 E: 0 K: 0 S: 3	H: 0 LOB: 0 BB: 0 P: 3	1B: 6 2B: 0 3B: 0 HR: 0	SF: 0 SAC: 0 DP: 2 HBP: 0	WP: 0 PB: 0 SB: 1 CS: 0	PA: 30
<b>PITCHER</b> Bruce Berenyi, R ERA: 3.43 Ben Hayes, R ERA: 3.0 (1, 1) (8, 1)	IP: 7.0 WLS: L BF: 27 H: 6 R: 3 ER: 2 SO: 4 BB: 1 IBB: 0 HBP: 0 BLK: 0 WP: 0 HR: 0 S: 34 P: 38 ERA: 2.57 WHIP: 1.000															<b>PITCHER</b>				



Batter	1	2	3	4	5	6	7	8	9	AB	R	H	RBI	BB	SO	LOB	TOP			
Jerry Royster, R (1, 7) OBP: 0.370, SLG: 0.371 Donnie Moore, L (6, 1) Larry Whisenton, L (9, PH) OBP: 0.359, SLG: 0.447	F8		4-3			6-3			6-3	3	0	0	0	0	0	0				
Rafael Ramirez, R (1, 6) OBP: 0.303, SLG: 0.346	4-3			K		6-3			FC4-6 1B	4	0	1	0	0	1	0				
Claudell Washington, L (1, 9) OBP: 0.335, SLG: 0.399				F7				F8	FC4-6 1-2	4	0	1	0	0	0	1				
Dale Murphy, R (1, 8) OBP: 0.368, SLG: 0.534	F8			HR		6-3			F9	4	1	1	1	0	0	2				
Bob Horner, R (1, 5) OBP: 0.359, SLG: 0.502			K	4-3						2	0	0	0	1	1	0				
Chris Chambliss, L (1, 3) OBP: 0.334, SLG: 0.431								F8		2	0	0	0	1	0	1				
Glenn Hubbard, R (1, 4) OBP: 0.337, SLG: 0.370									F8	3	0	0	0	0	0	1				
Matt Sinatro, R (1, 2) OBP: 0.262, SLG: 0.350			L6			G4-6-3			F7	3	0	0	0	0	0	1				
Pascual Perez, R (1, 1) OBP: 0.364, SLG: 0.333 Terry Harper, R (6, PH) OBP: 0.359, SLG: 0.317			K					F8	F8	1	0	0	0	0	1	0				
<b>Inning Stats</b>	R: 0 E: 0 K: 0 S: 4	H: 1 LOB: 1 BB: 0 P: 4	R: 0 E: 0 K: 1 S: 5	H: 0 LOB: 0 BB: 0 P: 5	R: 0 E: 0 K: 1 S: 5	H: 0 LOB: 0 BB: 0 P: 5	R: 1 E: 0 K: 1 S: 6	H: 1 LOB: 0 BB: 0 P: 6	R: 0 E: 0 K: 0 S: 2	H: 0 LOB: 0 BB: 1 P: 6	R: 0 E: 0 K: 0 S: 3	H: 0 LOB: 1 BB: 1 P: 7	R: 0 E: 0 K: 0 S: 3	H: 0 LOB: 0 BB: 0 P: 3	R: 0 E: 0 K: 0 S: 4	H: 1 LOB: 1 BB: 0 P: 4	1B: 2 2B: 0 3B: 0 HR: 1	SF: 0 SAC: 0 DP: 1 HBP: 0	WP: 0 PB: 0 SB: 1 CS: 0	PA: 31
<b>PITCHER</b> Dick Ruthven, R (1, 1) ERA: 3.31	IP: 9.0 WLS: W BF: 31 H: 3 R: 1 ER: 1 SO: 3 BB: 2 IBB: 0 HBP: 0 BLK: 0 WP: 0 HR: 1 S: 35 P: 43 ERA: 1.00 WHIP: 0.556															<b>PITCHER</b>				

Atlanta Braves @ Philadelphia Phillies  
Veterans Stadium, Philadelphia, PA  
Mon Aug 30 1982, 3:33 AM EDT  
Unknown

AB 29  
R 1  
H 3  
RBI 1  
BB 2  
SO 3  
LOB 6



Batter	1	2	3	4	5	6	7	8	9	AB	R	H	RBI	BB	SO	LOB	BOTTOM			
Pete Rose, S (1, 3) OBP: 0.346, SLG: 0.351 Bob Demier, R (8, PR) OBP: 0.318, SLG: 0.324	F7		F7	K		F7				4	0	0	0	1	1	2				
Manny Trillo, R (1, 4) OBP: 0.321, SLG: 0.321 Luis Aguayo, R (9, 4) OBP: 0.239, SLG: 0.395	4-3		6-3	F2		1B			CS BB	5	2	2	0	0	0	2				
Gary Matthews, R (1, 7) OBP: 0.353, SLG: 0.457 Willie Montanez, L (9, 3) OBP: 0.293, SLG: 0.263						1B			5-3 2B	4	1	2	0	1	1	3				
Mike Schmidt, R (1, 5) OBP: 0.420, SLG: 0.568	K		F8			2B			2-3	5	1	3	2	0	1	2				
Bo Diaz, R (1, 2) OBP: 0.336, SLG: 0.459			5-3			G3			3-H	5	1	2	1	0	1	3				
Gary Maddox, R (1, 8) OBP: 0.315, SLG: 0.462			L3			1B			FC1	4	1	1	1	0	0	2				
George Vukovich, L (1, 9) OBP: 0.342, SLG: 0.403						1B			F8	3	0	2	0	1	0	0				
Ivan De Jesus, R (1, 6) OBP: 0.317, SLG: 0.319						1B			F4	3	0	1	1	1	0	2				
Dick Ruthven, R (1, 1) OBP: 0.098, SLG: 0.150			K			G3			K	3	0	0	0	0	2	4				
<b>Inning Stats</b>	R: 0 E: 0 K: 1 S: 5	H: 0 LOB: 1 BB: 1 P: 9	R: 0 E: 0 K: 1 S: 6	H: 1 LOB: 2 BB: 1 P: 10	R: 0 E: 0 K: 0 S: 4	H: 1 LOB: 1 BB: 0 P: 4	R: 2 E: 0 K: 1 S: 9	H: 4 LOB: 2 BB: 0 P: 9	R: 2 E: 1 K: 0 S: 6	H: 2 LOB: 2 BB: 1 P: 10	R: 1 E: 0 K: 1 S: 8	H: 3 LOB: 0 BB: 0 P: 8	R: 0 E: 0 K: 1 S: 5	H: 0 LOB: 0 BB: 0 P: 5	R: 1 E: 0 K: 1 S: 6	H: 2 LOB: 2 BB: 1 P: 10	1B: 7 2B: 5 3B: 1 HR: 0	SF: 0 SAC: 1 DP: 0 HBP: 0	WP: 0 PB: 0 SB: 2 CS: 1	PA: 41
<b>PITCHER</b> Pascual Perez, R (1, 1) ERA: 3.4 Donnie Moore, R (6, 1) ERA: 3.77	IP: 5.0 WLS: L BF: 27 H: 8 R: 4 ER: 3 SO: 3 BB: 3 IBB: 0 HBP: 0 BLK: 0 WP: 0 HR: 0 S: 30 P: 42 ERA: 5.40 WHIP: 2.200															<b>PITCHER</b>				

Atlanta Braves @ Philadelphia Phillies  
Veterans Stadium, Philadelphia, PA  
Mon Aug 30 1982, 3:33 AM EDT  
Unknown

AB 36  
R 6  
H 13  
RBI 5  
BB 4  
SO 6  
LOB 20





Batter	1	2	3	4	5	6	7	8	9	10	11	12	AB	R	H	RBI	BB	SO	LOB	TOP			
Rafael Ramirez, R OBP: 0.306, SLG: 0.346	4-0 2B BB	0-0 4-3		0-0 F8	0-0 L8		4-0 CS BB		0-0 FC4-6 SH3-4 1B		0-0 1B	0-0 4-3	6	1	2	0	2	0	1				
Glenn Hubbard, R OBP: 0.341, SLG: 0.380	0-0 3-1 2B 2B	0-0 6-3		0-0 2B 2B	0-0 1B 2B		0-0 1-2 F9		0-0 SH3-4		0-0 1B	0-0 5-3	7	3	4	1	0	0	2				
Chris Chambliss, L OBP: 0.340, SLG: 0.435	0-0 3-1	4-0 FC5-4 BB		0-0 S E 2B	0-0 1B		0-0 BB 1B		4-0 FC4-6 IBB		0-0 P1		5	1	3	2	2	0	3				
Dale Murphy, R OBP: 0.370, SLG: 0.531	4-0 2B 1B BB	0-0 FC5-4		4-0 S 1B IBB	0-0 1B		4-0 FC6-4 BB		0-0 FC4-6		0-3 K		4	2	1	0	3	1	5				
Bob Horner, R OBP: 0.356, SLG: 0.499	0-0 1B 2B		0-0 6-3	0-3 K	0-0 F9		0-0 FC6-4		0-0 4-3		0-0 F9		7	1	1	1	0	1	9				
Larry Whitenton, L OBP: 0.369, SLG: 0.445	4-0 1B IBB		0-0 FC5-4 1B	4-0 1B IBB		0-3 K		0-0 5-3 1B		0-3 K		0-0 6-3	5	0	2	0	2	2	0				
Brett Butler, L OBP: 0.288, SLG: 0.223													0	0	0	0	0	0	0				
Terry Harper, R OBP: 0.354, SLG: 0.315	0-3 K		0-0 FC5-4 BB	0-0 1-2 2H 1B		0-0 F5		0-3 K		0-3 K		0-0 1B S HR 1B	7	1	2	1	0	3	5				
Bruce Benedict, R OBP: 0.287, SLG: 0.275	0-0		4-0	0-0 F8		4-0		0-0		0-0		0-0	5	0	2	2	2	2	0				
Matt Sinatro, R OBP: 0.292, SLG: 0.350	1-3 2-H 3-H 1B		1-2 BB	0-0 F8		0-0 BB		1-2		1-2		1-3 HR 1B	0	1	0	0	0	0	0				
Rick Mahler, R OBP: 0.231, SLG: 0.196	0-0 6-3		0-0 F8		0-3 K		0-0 F3		0-0 F7		0-0 F6		2	0	0	0	0	0	4				
Donnie Moore, L OBP: 0.292, SLG: 0.350												1-3 2-H 3-H HR	0	0	0	0	0	0	0				
<b>Inning Stats</b>	R: 4 E: 0 K: 1 S: 8	H: 3 LOB: 2 BB: 3 P: 20	R: 0 E: 0 K: 0 S: 3	H: 0 LOB: 1 BB: 1 P: 7	R: 0 E: 0 K: 0 S: 4	H: 1 LOB: 2 BB: 1 P: 8	R: 0 E: 0 K: 1 S: 8	H: 3 LOB: 2 BB: 2 P: 16	R: 1 E: 0 K: 1 S: 8	H: 3 LOB: 2 BB: 1 P: 8	R: 0 E: 0 K: 1 S: 5	H: 0 LOB: 1 BB: 1 P: 9	R: 0 E: 0 K: 2 S: 8	H: 0 LOB: 1 BB: 1 P: 8	R: 0 E: 1 K: 2 S: 8	H: 2 LOB: 2 BB: 0 P: 7	R: 3 E: 0 K: 0 S: 6	H: 3 LOB: 1 BB: 0 P: 6	1B: 12 2B: 5 3B: 0 HR: 1	SF: 0 SAC: 1 DP: 0 HBP: 0	WP: 0 PB: 0 SB: 3 CS: 1	PA: 65	
<b>PITCHER</b>	IP WLS BF H R ER SO BB IBB HBP BLK WP HR S P ERA WHIP	3.2 0.1 25 7 7 7 2 4 0 0 0 0 0 1 1 4.54 17.18	0.1 0 0 0 0 0 0 0 0 0 0 0 0 0 0 0.00 0.000	3.0 15 4 1 1 2 3 0 0 0 0 0 16 28 3.00 2.333	3.0 2 0 0 3 0 1 0 0 0 0 18 22 0.00 0.667	2.0 L 11 5 3 3 1 0 0 0 0 0 1 13 13 13.50 2.500																	

Atlanta Braves @ Philadelphia Phillies  
Veterans Stadium, Philadelphia, PA  
Mon Aug 30 1982, 3:38 AM EDT  
Alt. 43.854 - Unknown

AB 53  
R 11  
H 18  
RBI 10  
BB 11  
SO 8  
LOB 35




Batter	1	2	3	4	5	6	7	8	9	10	11	12	AB	R	H	RBI	BB	SO	LOB	BOTTOM				
Pete Rose, S OBP: 0.346, SLG: 0.352	0-0 9-5 1B 1B		0-0 F7	0-0 PB 1B 1B		0-0 F8		0-0 SH2-4		0-0 SH1-4		0-3 K	5	0	2	1	0	1	3					
Manny Trillo, R OBP: 0.324, SLG: 0.324	0-0 1-2 HR 1B		4-0 BB	0-0 BB 1B		0-0 F7		0-0 4-3		0-0 F9		0-0 FC6-4 1B	6	1	3	1	1	0	3					
Gary Matthews, R OBP: 0.353, SLG: 0.453	0-0 9-5		0-0 4-3	4-0 1-2 2-3 BB		4-0 1B BB		0-0 K		0-3 K		0-3 FC6-4	4	1	0	0	2	2	5					
Bill Robinson, R OBP: 0.297, SLG: 0.450	2-3 HR			1-2 2-3 BB		0-0 HR BB		0-0 S 1B 1B		0-0 2B			5	3	3	2	1	1	3					
Mike Schmidt, R OBP: 0.423, SLG: 0.578	0-0 1-3 HR			1-3 HR F8		0-0 F7		0-0 F7		0-0 F6		0-0 F6	6	1	1	2	0	0	3					
George Vukovich, L OBP: 0.338, SLG: 0.409																								
Gary Maddox, R OBP: 0.315, SLG: 0.460		0-0 F6		0-0 WP 1B 6-3 1B		0-0 F7		0-0 K		0-3 K		0-3 K	6	1	2	1	0	2	1					
Ozzie Virgil, R OBP: 0.288, SLG: 0.344		0-3 K		0-0 6-3 WP 1B 1B		0-0 F8		0-0 F4					2	1	1	0	0	1	0					
Bo Diaz, R OBP: 0.337, SLG: 0.458				1-2 1B 1B		0-0 F8		2-3 IBB					3	1	1	0	1	0	2					
Ivan De Jesus, R OBP: 0.317, SLG: 0.321		0-0 6-3		0-0 F9		0-0 F8		0-0 F9		0-0 F9		0-0 1B 1B	6	0	2	1	0	0	4					
Marty Bystrom, R OBP: 0.242, SLG: 0.143													1	0	0	0	0	0	0					
Willie Montanez, L OBP: 0.296, SLG: 0.187													0	0	0	0	0	0	0					
Sid Monge, L OBP: 0.296, SLG: 0.187													1	0	0	0	0	0	0					
Ron Reed, R OBP: 0.287, SLG: 0.448													0	0	0	0	0	0	0					
Greg Griesel, L OBP: 0.336, SLG: 0.338													1	0	0	0	1	1	2					
<b>Inning Stats</b>	R: 2 E: 0 K: 1 S: 5	H: 3 LOB: 0 BB: 0 P: 5	R: 0 E: 0 K: 1 S: 5	H: 0 LOB: 0 BB: 0 P: 5	R: 0 E: 0 K: 0 S: 8	H: 0 LOB: 1 BB: 1 P: 7	R: 4 E: 0 K: 0 S: 8	H: 5 LOB: 3 BB: 2 P: 16	R: 0 E: 0 K: 0 S: 3	H: 0 LOB: 0 BB: 0 P: 3	R: 0 E: 0 K: 0 S: 4	H: 1 LOB: 1 BB: 0 P: 4	R: 2 E: 0 K: 0 S: 5	H: 3 LOB: 2 BB: 1 P: 9	R: 0 E: 0 K: 1 S: 6	H: 0 LOB: 1 BB: 1 P: 10	R: 0 E: 0 K: 2 S: 8	H: 0 LOB: 1 BB: 0 P: 7	R: 0 E: 0 K: 1 S: 10	H: 3 LOB: 2 BB: 0 P: 10	1B: 12 2B: 3 3B: 0 HR: 2	SF: 0 SAC: 2 DP: 1 HBP: 0	WP: 1 PB: 1 SB: 1 CS: 0	PA: 57
<b>PITCHER</b>	IP WLS BF H R ER SO BB IBB HBP BLK WP HR S P ERA WHIP	3.1 0.2 16 3 2 2 0 2 0 0 0 0 0 3 3 4.88 3.000	3.1 2 4 2 2 0 0 0 0 0 0 0 0 1 0 4 22 5.40 1.800	4.0 W 16 1 0 0 5 2 1 0 0 0 0 23 35 0.00 0.750	1.0 S 6 3 1 1 2 0 0 0 0 0 0 10 10 9.00 3.000																			


Atlanta Braves @ Philadelphia Phillies  
Veterans Stadium, Philadelphia, PA  
Mon Aug 30 1982, 3:38 AM EDT  
Alt. 43.854 - Unknown

AB 48  
R 9  
H 16  
RBI 9  
BB 7  
SO 8  
LOB 29





Batter	1	2	3	4	5	6	7	8	9	AB	R	H	RBI	BB	SO	LOB	TOP								
Jerry Royster, R OBP: 0.367, SLG: 0.368 (1, 7)	4-3		L5		F8			1B		4	1	1	0	0	0	0	Atlanta Braves @ Philadelphia Phillies Veterans Stadium, Philadelphia, PA Tue Aug 31 1982, 7:05 PM EDT Att: 29,380 - Unknown								
Rafael Ramirez, R OBP: 0.309, SLG: 0.351 (1, 6)			6-3			1B		1B		4	1	3	0	0	0										
Claudell Washington, L OBP: 0.334, SLG: 0.396 (1, 9)	F8			BB		F7		K		3	1	0	0	1	1										
Dale Murphy, R OBP: 0.371, SLG: 0.530 (1, 8)	F7			FC3-6		K		1B		3	0	1	1	1	1										
Bob Horner, R OBP: 0.355, SLG: 0.497 Brett Butler, L OBP: 0.288, SLG: 0.223 (1, 5) (9, 8)		K		F4				G5-4-3		4	0	1	1	0	1										
Chris Chambliss, L OBP: 0.337, SLG: 0.431 (1, 3)		G3		FC3-6		1B		G5-4-3		0	0	0	0	0	0										
Glenn Hubbard, R OBP: 0.340, SLG: 0.379 (1, 4)				FC6				1B		4	0	1	0	0	1										
Matt Sinatro, R OBP: 0.239, SLG: 0.318 (1, 2)	F8					6-3		F9		4	0	0	0	0	0										
Tommy Boggs, R OBP: 0.143, SLG: 0.143 Terry Harper, R OBP: 0.350, SLG: 0.311 Gene Garber, R OBP: 0.077, SLG: 0.077 (1, 1) (7, PH) (7, 1)			K			4-3		6-3		2	0	0	0	0	1										
<b>Inning Stats</b>	R: 0 E: 0 K: 0 S: 4	H: 1 LOB: 1 BB: 0 P: 4	R: 0 E: 0 K: 1 S: 6	H: 1 LOB: 1 BB: 0 P: 6	R: 0 E: 0 K: 1 S: 5	H: 0 LOB: 0 BB: 0 P: 5	R: 1 E: 1 K: 0 S: 3	H: 0 LOB: 1 BB: 2 P: 11	R: 0 E: 0 K: 0 S: 3	H: 0 LOB: 0 BB: 0 P: 3	R: 1 E: 0 K: 1 S: 7	H: 2 LOB: 1 BB: 0 P: 7	R: 0 E: 0 K: 1 S: 5	H: 0 LOB: 0 BB: 0 P: 5	R: 1 E: 0 K: 1 S: 7	H: 3 LOB: 1 BB: 0 P: 7	R: 0 E: 1 K: 1 S: 6	H: 0 LOB: 1 BB: 0 P: 6	1B: 6 2B: 1 3B: 0 HR: 0	SF: 0 SAC: 0 DP: 1 HBP: 0	WP: 0 PB: 0 SB: 1 CS: 0	PA: 36			
<b>PITCHER</b>	IP	WLS	BF	H	R	ER	SO	BB	IBB	HBP	BLK	WP	HR	S	P	ERA	WHIP								
Ed Farmer, R ERA: 5.04 Sid Monge, L ERA: 4.27 Tug McGraw, L ERA: 4.3	(1, 1) (7, 1) (8, 1)	6.0 1.1 1.2	L 7 5	24 3 0	4 1 0	2 1 0	3 2 1	2 0 0	0 0 0	0 0 0	0 0 0	0 0 0	0 0 0	28 11 7	36 11 7	1.50 6.75 0.00	1.000 2.250 0.000								

Batter	1	2	3	4	5	6	7	8	9	AB	R	H	RBI	BB	SO	LOB	BOTTOM								
Pete Rose, S OBP: 0.347, SLG: 0.352 (1, 3)	K					G6-3		4-3		3	0	1	0	1	1	2	Atlanta Braves @ Philadelphia Phillies Veterans Stadium, Philadelphia, PA Tue Aug 31 1982, 7:05 PM EDT Att: 29,380 - Unknown								
Manny Trillo, R OBP: 0.322, SLG: 0.321 (1, 4)	6-3		4-3			G6-3		1-3		4	0	0	0	0	0	2									
Gary Matthews, R OBP: 0.352, SLG: 0.450 (1, 7)	FC6-4			6-3				4-3		3	0	0	0	1	0	0									
Mike Schmidt, R OBP: 0.420, SLG: 0.572 (1, 5)	FC6-4			K				1-3		4	0	0	0	0	2	1									
Bo Diaz, R OBP: 0.337, SLG: 0.457 Tug McGraw, R (1, 2) (8, 1)				4-3				K		3	0	1	0	0	1	0									
Gary Maddox, R OBP: 0.312, SLG: 0.455 (1, 8)		G5-4-3				F8		5-3		3	0	0	0	0	0	1									
George Vukovich, L OBP: 0.338, SLG: 0.408 (1, 9)			4-3					K		3	0	1	0	0	1	0									
Ivan De Jesus, R OBP: 0.317, SLG: 0.320 (1, 6)			F8			6-3		2B		2	0	0	0	1	0	1									
Ed Farmer, R Bob Molinaro, L Sid Monge, S Dave Roberts, R Greg Gross, S Cazzie Virgil, R (1, 1) (6, PH) (7, 1) (8, 2) (8, PH) (9, 2)			6-3			4-3				1	0	0	0	0	0	0									
<b>Inning Stats</b>	R: 0 E: 0 K: 1 S: 5	H: 0 LOB: 1 BB: 1 P: 9	R: 0 E: 0 K: 0 S: 3	H: 1 LOB: 0 BB: 0 P: 3	R: 0 E: 0 K: 0 S: 4	H: 1 LOB: 1 BB: 0 P: 4	R: 0 E: 0 K: 1 S: 5	H: 0 LOB: 0 BB: 0 P: 5	R: 0 E: 0 K: 1 S: 3	H: 1 LOB: 0 BB: 0 P: 3	R: 0 E: 0 K: 0 S: 2	H: 0 LOB: 0 BB: 1 P: 6	R: 0 E: 0 K: 1 S: 5	H: 0 LOB: 0 BB: 0 P: 5	R: 0 E: 0 K: 1 S: 6	H: 1 LOB: 2 BB: 1 P: 10	R: 0 E: 0 K: 1 S: 5	H: 0 LOB: 0 BB: 0 P: 5	1B: 3 2B: 1 3B: 0 HR: 0	SF: 0 SAC: 0 DP: 2 HBP: 0	WP: 0 PB: 0 SB: 0 CS: 1	PA: 31			
<b>PITCHER</b>	IP	WLS	BF	H	R	ER	SO	BB	IBB	HBP	BLK	WP	HR	S	P	ERA	WHIP								
Tommy Boggs, R Gene Garber, R (1, 1) (7, 1)	(1, 1) (7, 1)	6.0 3.0	W S	20 11	3 1	0 0	2 3	2 1	0 0	0 0	0 0	0 0	0 0	22 16	30 20	0.00 0.00	0.833 0.667								







Batter	1	2	3	4	5	6	7	8	9	AB	R	H	RBI	BB	SO	LOB	TOP			
Dickie Thon, R OBP: 0.313, SLG: 0.395	F8		K			F9			6-3	4	0	0	0	0	1	0				
Tony Scott, S OBP: 0.264, SLG: 0.291	K				F7	K			K	4	0	0	0	0	3	0				
Ray Knight, R OBP: 0.357, SLG: 0.410	6-3			K			F4			3	0	0	0	0	1	0				
Phil Garner, R OBP: 0.307, SLG: 0.429		K			5-3		K			3	0	0	0	0	2	0				
Jose Cruz, L OBP: 0.344, SLG: 0.374		K				G3			3-1	3	0	0	0	0	1	0				
Danny Heep, L OBP: 0.312, SLG: 0.394						F8		K		3	0	1	0	0	1	0				
Art Howe, R OBP: 0.316, SLG: 0.327								5-3		3	1	1	1	0	0	1				
Luis Pujols, R OBP: 0.222, SLG: 0.299			K						K	3	0	0	0	0	2	0				
Joe Niekro, R OBP: 0.097, SLG: 0.113			K				5-3			3	0	0	0	0	1	0				
<b>Inning Stats</b>	R: 0 E: 0 K: 1 S: 5	H: 0 LOB: 0 BB: 0 P: 5	R: 0 E: 0 K: 2 S: 8	H: 1 LOB: 1 BB: 0 P: 8	R: 0 E: 0 K: 3 S: 9	H: 0 LOB: 0 BB: 0 P: 9	R: 0 E: 0 K: 1 S: 5	H: 0 LOB: 0 BB: 0 P: 5	R: 1 E: 0 K: 0 S: 4	H: 1 LOB: 0 BB: 0 P: 4	R: 0 E: 0 K: 1 S: 5	H: 0 LOB: 0 BB: 0 P: 5	R: 0 E: 0 K: 2 S: 7	H: 0 LOB: 0 BB: 0 P: 7	R: 0 E: 0 K: 1 S: 5	H: 0 LOB: 0 BB: 0 P: 5	1B: 1 2B: 0 3B: 0 HR: 1	SF: 0 SAC: 0 DP: 0 HBP: 0	WP: 0 PB: 0 SB: 0 CS: 0	PA: 29
<b>PITCHER</b> Steve Carlton, L ERA: 3.37	IP: 9.0 WLS: W BF: 29 H: 2 R: 1 ER: 1 SO: 12 BB: 0 IBB: 0 HBP: 0 BLK: 0 WP: 0 HR: 1 S: 53 P: 53 ERA: 1.00 WHIP: 0.222																			

Houston Astros @ Philadelphia Phillies  
Veterans Stadium, Philadelphia, PA  
Fri Sep 03 1982, 7:05 PM EDT  
Att: 28,320 - Unknown

AB	29
R	1
H	2
RBI	1
BB	0
SO	12
LOB	1



Batter	1	2	3	4	5	6	7	8	9	AB	R	H	RBI	BB	SO	LOB	BOTTOM			
Pete Rose, S OBP: 0.344, SLG: 0.347	5-3		4-3			6-3			6-3	4	0	0	0	0	0	1				
Manny Trillo, R OBP: 0.325, SLG: 0.322	5-3			S K2-3 1B		2B BB			F4	3	1	1	0	1	0	0				
Gary Matthews, R OBP: 0.354, SLG: 0.455	K			K			1-H 2B		K	4	0	1	1	0	3	1				
Mike Schmidt, R OBP: 0.419, SLG: 0.575		F4		K2-3 1-2		F9				4	1	1	1	0	1	2				
Bo Diaz, R OBP: 0.335, SLG: 0.452		6-3		1-4-3 2-3						3	0	1	0	0	0	1				
Gary Maddox, R OBP: 0.308, SLG: 0.446		F3				F8			F9	3	0	0	0	0	0	1				
George Vukovich, L OBP: 0.333, SLG: 0.401			4-3			F7			F8	3	0	0	0	0	0	1				
Ivan De Jesus, R OBP: 0.315, SLG: 0.317			F7			4-3			CS 1-2	3	0	0	0	0	0	0				
Steve Carlton, L OBP: 0.205, SLG: 0.277						F6			6-3	3	0	1	0	0	0	0				
<b>Inning Stats</b>	R: 0 E: 0 K: 1 S: 5	H: 0 LOB: 0 BB: 0 P: 5	R: 0 E: 0 K: 0 S: 3	H: 0 LOB: 0 BB: 0 P: 3	R: 0 E: 0 K: 0 S: 4	H: 1 LOB: 1 BB: 0 P: 4	R: 0 E: 0 K: 2 S: 8	H: 1 LOB: 1 BB: 0 P: 8	R: 0 E: 0 K: 0 S: 3	H: 1 LOB: 0 BB: 0 P: 3	R: 0 E: 0 K: 0 S: 3	H: 0 LOB: 0 BB: 0 P: 3	R: 0 E: 0 K: 1 S: 5	H: 1 LOB: 0 BB: 0 P: 5	R: 1 E: 0 K: 1 S: 5	H: 1 LOB: 0 BB: 0 P: 5	1B: 3 2B: 1 3B: 0 HR: 1	SF: 0 SAC: 0 DP: 0 HBP: 0	WP: 0 PB: 0 SB: 1 CS: 1	PA: 32
<b>PITCHER</b> Joe Niekro, R ERA: 2.7	IP: 8.2 WLS: L BF: 31 H: 5 R: 2 ER: 2 SO: 4 BB: 1 IBB: 0 HBP: 0 BLK: 0 WP: 0 HR: 1 S: 38 P: 42 ERA: 2.08 WHIP: 0.692																			

Houston Astros @ Philadelphia Phillies  
Veterans Stadium, Philadelphia, PA  
Fri Sep 03 1982, 7:05 PM EDT  
Att: 28,320 - Unknown

AB	30
R	2
H	5
RBI	2
BB	1
SO	4
LOB	7





Batter	1	2	3	4	5	6	7	8	9	AB	R	H	RBI	BB	SO	LOB	TOP					
Dickie Thon, R OBP: 0.310, SLG: 0.390	6-3		K		F4	FC6-4			F8	5	0	0	0	0	1	1						
Tony Scott, S OBP: 0.264, SLG: 0.290	6-3			HR	F7				4-3	5	1	1	1	0	0	0						
Ray Knight, R OBP: 0.360, SLG: 0.417				HR	FC5	BB			F8	3	1	2	2	1	0	0						
Phil Garner, R OBP: 0.307, SLG: 0.426	F8				F7	FC5	BB		5-3	3	0	0	0	1	0	1						
Jose Cruz, L OBP: 0.344, SLG: 0.373		3-1		G1	1B	FC5			F8	4	0	1	0	0	0	2						
Alan Ashby, S OBP: 0.321, SLG: 0.421	4-3			G1	1B	F4			E6	4	0	2	0	0	0	3						
Danny Heep, L OBP: 0.306, SLG: 0.385	K			G1		1-3			K	4	0	0	0	0	2	3						
Art Howe, R OBP: 0.315, SLG: 0.324			6-3			K			F4	3	0	0	0	1	1	1						
Bob Knepper, L OBP: 0.132, SLG: 0.082			3-1		4-3				F8	3	0	1	0	0	0	3						
Michael LaCoss, R OBP: 0.250, SLG: 0.250						FC6-4				0	0	0	0	0	0	0						
Denny Walling, L OBP: 0.306, SLG: 0.264						1B				1	0	0	0	0	0	0						
<b>Inning Stats</b>	R: 0 E: 0 K: 0 S: 4	H: 1 LOB: 1 BB: 0 P: 4	R: 0 E: 0 K: 1 S: 5	H: 0 LOB: 0 BB: 0 P: 5	R: 0 E: 0 K: 1 S: 5	H: 0 LOB: 0 BB: 0 P: 5	R: 2 E: 0 K: 0 S: 7	H: 4 LOB: 3 BB: 1 P: 11	R: 0 E: 0 K: 0 S: 4	H: 0 LOB: 0 BB: 2 P: 12	R: 0 E: 0 K: 1 S: 6	H: 1 LOB: 1 BB: 0 P: 6	R: 0 E: 0 K: 0 S: 3	H: 0 LOB: 0 BB: 0 P: 3	R: 0 E: 1 K: 1 S: 6	H: 1 LOB: 1 BB: 0 P: 6	R: 0 E: 0 K: 0 S: 3	H: 0 LOB: 0 BB: 0 P: 3	1B: 6 2B: 0 3B: 0 HR: 1	SF: 0 SAC: 0 DP: 0 HBP: 0	WP: 0 PB: 0 SB: 0 CS: 0	PA: 38
<b>PITCHER</b>	IP	WLS	BF	H	R	ER	SO	BB	IBB	HBP	BLK	WP	HR	S	P	ERA	WHIP					
Dick Ruthven, R ERA: 3.33	4.2		23	5	2	2	2	2	1	0	0	0	1	24	36	3.86	1.500					
Sid Monge, L ERA: 4.06	3.0	W	11	2	0	0	2	0	0	0	0	0	0	15	15	0.00	0.667					
Ron Reed, R ERA: 2.83	1.1	S	4	0	0	0	0	0	0	0	0	0	0	4	4	0.00	0.000					

Houston Astros @ Philadelphia Phillies  
Veterans Stadium, Philadelphia, PA  
Sat Sep 04 1982, 3:33 AM EDT  
Att: 35,747 - Unknown

AB	35
R	2
H	7
RBI	2
BB	3
SO	4
LOB	14



Batter	1	2	3	4	5	6	7	8	9	AB	R	H	RBI	BB	SO	LOB	BOTTOM					
Pete Rose, S OBP: 0.342, SLG: 0.345	5-3	6-3			6-3		4-3			4	0	0	0	0	0	0						
Manny Trillo, R OBP: 0.328, SLG: 0.325	E		G4-6-3			CS			K	3	1	2	0	1	1	0						
Gary Matthews, R OBP: 0.355, SLG: 0.455	E1		G4-6-3			BB				4	2	2	0	0	0	2						
Greg Gross, L OBP: 0.374, SLG: 0.324	2B		1-2			FC6-4			1B	0	0	0	0	0	0	0						
Mike Schmidt, R OBP: 0.420, SLG: 0.573	2B		F8			FC6-4			K	3	1	1	0	1	1	1						
Bo Diaz, R OBP: 0.338, SLG: 0.456	WP					FC6-4				3	0	2	3	1	1	0						
Garry Maddox, R OBP: 0.304, SLG: 0.440	K				1-3	FC6-4			FC5-4	4	0	0	1	0	1	5						
Bill Robinson, R OBP: 0.293, SLG: 0.444						1-2				2	0	0	0	0	0	1						
Bob Dernier, R OBP: 0.318, SLG: 0.323	5-3				F3				F4	1	0	0	0	0	0	2						
Ivan De Jesus, R OBP: 0.313, SLG: 0.315		4-3			6-3				F7	3	0	0	0	0	0	0						
Dick Ruthven, R OBP: 0.097, SLG: 0.148										1	0	0	0	0	1	0						
Sid Monge, S OBP: 0.222, SLG: 0.125										2	0	0	0	0	1	0						
Ron Reed, R OBP: 0.385, SLG: 0.400										0	0	0	0	0	0	0						
<b>Inning Stats</b>	R: 3 E: 1 K: 1 S: 8	H: 2 LOB: 1 BB: 1 P: 12	R: 0 E: 0 K: 1 S: 5	H: 0 LOB: 0 BB: 0 P: 5	R: 0 E: 0 K: 1 S: 5	H: 0 LOB: 0 BB: 1 P: 6	R: 0 E: 0 K: 1 S: 5	H: 0 LOB: 0 BB: 0 P: 5	R: 0 E: 0 K: 0 S: 3	H: 0 LOB: 0 BB: 0 P: 3	R: 1 E: 0 K: 0 S: 5	H: 3 LOB: 2 BB: 1 P: 9	R: 0 E: 0 K: 2 S: 9	H: 0 LOB: 2 BB: 0 P: 9	R: 0 E: 0 K: 2 S: 9	H: 2 LOB: 2 BB: 0 P: 9	1B: 6 2B: 1 3B: 0 HR: 0	SF: 0 SAC: 0 DP: 1 HBP: 0	WP: 1 PB: 0 SB: 0 CS: 1	PA: 33		
<b>PITCHER</b>	IP	WLS	BF	H	R	ER	SO	BB	IBB	HBP	BLK	WP	HR	S	P	ERA	WHIP					
Bob Knepper, L ERA: 4.75	5.1	L	23	5	4	3	4	3	0	0	0	0	0	28	40	5.06	1.500					
Michael LaCoss, R ERA: 3.16	2.2		10	2	0	0	2	0	0	0	0	0	0	14	14	0.00	0.750					

Houston Astros @ Philadelphia Phillies  
Veterans Stadium, Philadelphia, PA  
Sat Sep 04 1982, 3:33 AM EDT  
Att: 35,747 - Unknown

AB	30
R	4
H	7
RBI	4
BB	3
SO	6
LOB	11





Batter	1	2	3	4	5	6	7	8	9	AB	R	H	RBI	BB	SO	LOB	TOP								
Dickie Thon, R OBP: 0.313, SLG: 0.391	4-0 HBP BB	0-0 F8		0-0 S 1B		0-0 1-2 2-3 3-H 1B		0-0 F3		4	0	2	1	1	0	3									
Tony Scott, S OBP: 0.281, SLG: 0.288	0-3 K		0-0 1-3	0-0 3-1		0-0 SF7		0-0 4-3		3	0	0	1	0	1	2									
Scott Loucks, R OBP: 0.105, SLG: 0.056										0	0	0	0	0	0	0									
Terry Puhl, L OBP: 0.333, SLG: 0.386										1	0	0	0	0	0	0									
Ray Knight, R OBP: 0.359, SLG: 0.414	0-0 F7		4-0 1B 2B BB		0-0 F7	0-0 F7		0-0 6-3		4	1	0	0	1	0	3									
Phil Garner, R OBP: 0.309, SLG: 0.427	1-0 HBP		0-0 2B 1B		0-0 CS 1B		0-0 4-3		0-0 F8	4	0	2	0	0	0	0									
Jose Cruz, L OBP: 0.343, SLG: 0.374	0-0 4-3		0-0 1-3 2-H 2B		0-3 K		0-0 G3			4	0	1	1	0	1	3									
Alan Ashby, S OBP: 0.327, SLG: 0.425		4-0 1B BB	4-0 G6-4-3 BB		0-0 1B 2B		0-0 5-3			2	1	1	0	2	0	0									
Danny Heep, L OBP: 0.311, SLG: 0.383		4-0 1B BB	0-0 G6-4-3		4-0 1B 1B IBB		4-0 BB			1	1	0	0	2	0	3									
Denny Walling, L OBP: 0.311, SLG: 0.264		1-2 BB	1-2		0-0 SF7 IBB		0-0 BB			0	0	0	0	1	0	0									
Art Howe, R OBP: 0.315, SLG: 0.323		0-0 F3		0-0 F7		0-0 1B 1B		0-3 K		4	0	1	0	0	1	3									
Nolan Ryan, R OBP: 0.197, SLG: 0.141		0-0 2		0-3 K		0-3 K		0-0 F6		3	0	1	0	0	2	3									
Harry Spilman, L OBP: 0.241, SLG: 0.321		1-2 2-H 1B								1	0	0	0	0	0	1									
Dave Smith, R OBP: 0.333, SLG: 0.386										0	0	0	0	0	0	0									
<b>Inning Stats</b>	R: 0 E: 0 K: 1 S: 5	H: 0 LOB: 2 BB: 1 P: 10	R: 0 E: 0 K: 0 S: 3	H: 1 LOB: 2 BB: 2 P: 11	R: 1 E: 0 K: 0 S: 4	H: 2 LOB: 2 BB: 2 P: 12	R: 0 E: 0 K: 1 S: 6	H: 1 LOB: 1 BB: 0 P: 6	R: 0 E: 0 K: 1 S: 5	H: 1 LOB: 0 BB: 0 P: 5	R: 2 E: 0 K: 1 S: 8	H: 3 LOB: 2 BB: 1 P: 12	R: 0 E: 0 K: 0 S: 3	H: 0 LOB: 0 BB: 0 P: 3	R: 0 E: 0 K: 1 S: 5	H: 0 LOB: 1 BB: 1 P: 9	R: 0 E: 0 K: 0 S: 3	H: 0 LOB: 0 BB: 0 P: 3	1B: 6 2B: 2 3B: 0 HR: 0	SF: 1 SAC: 0 DP: 1 HBP: 1	WP: 0 PB: 0 SB: 1 CS: 1	PA: 40			
<b>PITCHER</b>	IP	WLS	BF	H	R	ER	SO	BB	IBB	HBP	BLK	WP	HR	S	P	ERA	WHIP								
Marty Bystrom, R ERA: 4.81	(1, 1)	2.1	15	3	1	1	1	5	0	1	0	0	0	11	32	3.86	3.429								
Stan Bahnsen, R ERA: 3.29	(3, 1)	2.2	8	2	0	0	2	0	0	0	0	0	0	12	12	0.00	0.750								
Porfi Altamirano, R ERA: 4.82	(6, 1)	1.0	W	7	3	2	2	1	0	1	0	0	0	8	12	18.00	3.000								
Sid Monge, L ERA: 4.0	(7, 1)	1.0		3	0	0	0	0	0	0	0	0	0	3	3	0.00	0.000								
Ron Reed, R ERA: 2.75	(8, 1)	2.0	S	7	0	0	0	1	1	0	0	0	0	8	12	0.00	0.500								

Houston Astros @ Philadelphia Phillies  
Veterans Stadium, Philadelphia, PA  
Sun Sep 05 1982, 3:33 AM EDT  
Att: 33,983 - Unknown

AB	31
R	3
H	8
RBI	3
BB	7
SO	5
LOB	21



Batter	1	2	3	4	5	6	7	8	9	AB	R	H	RBI	BB	SO	LOB	BOTTOM								
Pete Rose, S OBP: 0.341, SLG: 0.344	0-0 F7		0-3 K			0-3 K	0-0 1B			4	0	1	0	0	2	0									
Manny Trillo, R OBP: 0.325, SLG: 0.322	0-0 5-3		0-0 4-3			0-3 K	0-0 F4			4	0	0	0	0	1	2									
Gary Matthews, R OBP: 0.356, SLG: 0.454	4-0 1B BB		0-0 5-3			4-0 HR BB		0-0 4-3		2	2	0	0	2	0	0									
Bob Demier, R OBP: 0.318, SLG: 0.323										0	0	0	0	0	0	0									
Mike Schmidt, R OBP: 0.422, SLG: 0.581	4-0 1B BB			0-3 K		0-0 1-H HR		0-0 1B 1B		3	1	2	2	1	1	0									
George Vukovich, L OBP: 0.336, SLG: 0.414	0-0 FC6-4 1B			0-0 F9		0-0 HR		0-0 F8		4	1	2	2	0	0	1									
Gary Maddox, R OBP: 0.304, SLG: 0.437	0-0 FC6-4			0-0 F8		0-0 6-3		0-0 1B		4	0	1	0	0	0	2									
Ozzie Virgil, R OBP: 0.279, SLG: 0.333		0-3 K			0-3 K		4-0 1B S BB	0-3 K		2	0	0	0	0	2	0									
Sid Monge, S OBP: 0.222, SLG: 0.125										0	0	0	0	0	0	0									
Bob Molinaro, L OBP: 0.270, SLG: 0.254										0	0	0	0	1	0	0									
Ron Reed, R OBP: 0.357, SLG: 0.364										1	0	0	0	0	1	2									
Ivan De Jesus, R OBP: 0.311, SLG: 0.313		0-0 6-3			0-3 K		0-0 F3			3	0	0	0	0	1	1									
Marty Bystrom, R OBP: 0.130, SLG: 0.136	(1, 1)									1	0	0	0	0	0	0									
Stan Bahnsen, R ERA: 3.28	(3, 1)									0	0	0	0	0	0	0									
Len Matuszek, L OBP: 0.147, SLG: 0.129	(5, PH)									1	0	0	0	0	1	0									
Porfi Altamirano, R OBP: 0.250, SLG: 0.250	(6, 1)									0	0	0	0	0	0	0									
Bo Diaz, R OBP: 0.337, SLG: 0.455	(7, 2)									1	0	0	0	0	0	1									
<b>Inning Stats</b>	R: 1 E: 0 K: 0 S: 4	H: 1 LOB: 2 BB: 2 P: 12	R: 0 E: 0 K: 1 S: 5	H: 0 LOB: 0 BB: 0 P: 5	R: 0 E: 0 K: 1 S: 5	H: 0 LOB: 0 BB: 0 P: 5	R: 0 E: 0 K: 1 S: 5	H: 0 LOB: 0 BB: 0 P: 5	R: 0 E: 0 K: 3 S: 9	H: 0 LOB: 0 BB: 0 P: 9	R: 3 E: 0 K: 2 S: 9	H: 2 LOB: 1 BB: 1 P: 13	R: 0 E: 0 K: 0 S: 4	H: 1 LOB: 2 BB: 1 P: 8	R: 0 E: 0 K: 1 S: 7	H: 2 LOB: 2 BB: 0 P: 7	1B: 4 2B: 0 3B: 0 HR: 2	SF: 0 SAC: 0 DP: 0 HBP: 0	WP: 0 PB: 0 SB: 1 CS: 0	PA: 34					
<b>PITCHER</b>	IP	WLS	BF	H	R	ER	SO	BB	IBB	HBP	BLK	WP	HR	S	P	ERA	WHIP								
Nolan Ryan, R ERA: 3.28	(1, 1)	7.0	L	29	4	4	4	8	4	0	0	0	0	41	57	5.14	1.143								
Dave Smith, R ERA: 4.34	(8, 1)	1.0		5	2	0	0	1	0	0	0	0	0	7	7	0.00	2.000								

Houston Astros @ Philadelphia Phillies  
Veterans Stadium, Philadelphia, PA  
Sun Sep 05 1982, 3:33 AM EDT  
Att: 33,983 - Unknown

AB	30
R	4
H	6
RBI	4
BB	4
SO	9
LOB	9





Batter	1	2	3	4	5	6	7	8	9	AB	R	H	RBI	BB	SO	LOB	TOP				
<b>Pete Rose, S</b> OBP: 0.341, SLG: 0.343 (1, 3)	F9		4-3			4-3	FC6-4			4	0	1	0	0	0	0	<b>Philadelphia Phillies @ Chicago Cubs</b> Wrigley Field, Chicago, IL Mon Sep 06 1982, 3:33 AM CDT Att: 23,510 - Unknown				
<b>Manny Trillo, R</b> OBP: 0.323, SLG: 0.319 (1, 4)	K		P4			L5	FC6-4			4	0	0	0	0	1	3					
<b>Gary Matthews, R</b> OBP: 0.356, SLG: 0.452 (1, 7)	6-3					K				4	0	1	0	0	1	0					
<b>Mike Schmidt, R</b> OBP: 0.423, SLG: 0.583 (1, 5)										4	2	2	0	0	1	1					
<b>Bo Diaz, R</b> OBP: 0.339, SLG: 0.457 (8, PR)										4	1	2	0	0	0	1					
<b>Alejandro Sanchez, R</b> OBP: 0.235, SLG: 0.219 (8, 2)										0	0	0	0	0	0	0					
<b>Dave Roberts, R</b> OBP: 0.235, SLG: 0.219 (8, 2)										0	0	0	0	0	0	0					
<b>Gary Maddox, R</b> OBP: 0.306, SLG: 0.438 (1, 8)										4	0	2	2	0	0	1					
<b>George Ykovich, L</b> OBP: 0.337, SLG: 0.415 (7, PH)										2	0	1	0	0	0	1					
<b>Bill Robinson, R</b> OBP: 0.291, SLG: 0.444 (7, 6)										0	0	0	1	0	0	0					
<b>Luis Aguayo, R</b> OBP: 0.239, SLG: 0.395 (9, PH)										0	0	0	0	0	0	0					
<b>Willie Montanez, L</b> OBP: 0.273, SLG: 0.244 (1, 6)										1	0	0	0	0	1	0					
<b>Ivan De Jesus, R</b> OBP: 0.310, SLG: 0.312 (7, PH)										2	0	0	0	0	0	2					
<b>Bob Molinaro, L</b> OBP: 0.290, SLG: 0.265 (7, 1)										1	0	1	0	0	0	0					
<b>Tug McGraw, R</b> OBP: 0.143, SLG: 0.125 (9, PH)										1	0	0	0	0	0	0					
<b>Len Matuszek, L</b> OBP: 0.167, SLG: 0.182 (7, 9)										2	0	0	0	0	0	1					
<b>Mike Krukow, R</b> OBP: 0.368, SLG: 0.318 (7, 9)										2	0	0	0	0	0	2					
<b>Greg Gross, L</b> OBP: 0.368, SLG: 0.318 (7, 9)										2	0	0	0	0	0	2					
<b>Inning Stats</b>	R: 0 E: 0 K: 1 S: 5	H: 0 LOB: 0 BB: 0 P: 5	R: 1 E: 0 K: 0 S: 5	H: 2 LOB: 1 BB: 0 P: 5	R: 0 E: 0 K: 0 S: 3	H: 0 LOB: 0 BB: 0 P: 3	R: 0 E: 0 K: 0 S: 3	H: 1 LOB: 0 BB: 0 P: 3	R: 0 E: 0 K: 0 S: 4	H: 1 LOB: 1 BB: 0 P: 4	R: 0 E: 0 K: 1 S: 5	H: 0 LOB: 0 BB: 0 P: 5	R: 2 E: 0 K: 0 S: 8	H: 5 LOB: 3 BB: 0 P: 8	R: 0 E: 0 K: 1 S: 6	H: 1 LOB: 1 BB: 0 P: 6		R: 0 E: 0 K: 1 S: 5	H: 0 LOB: 0 BB: 0 P: 5	1B: 8 2B: 2 3B: 0 HR: 0	SF: 1 SAC: 0 DP: 0 HBP: 0
<b>PITCHER</b>	IP WLS BF H R ER SO BB IBB HBP BLK WP HR S P ERA WHIP																				
<b>Doug Bird, R</b> ERA: 4.78 (1, 1)	6.0 W 24 7 3 3 2 0 0 0 0 0 0 28 28 4.50 1.167																				
<b>Willie Hernandez, L</b> ERA: 3.12 (7, 1)	0.1 1 0 0 0 0 0 0 0 0 0 0 0 1 1 0.00 0.000																				
<b>Dick Tidrow, R</b> ERA: 3.49 (7, 1)	1.2 8 3 0 0 1 0 0 0 0 0 0 10 10 0.00 1.800																				
<b>Lee Smith, R</b> ERA: 2.97 (9, 1)	1.0 S 3 0 0 0 1 0 0 0 0 0 0 5 5 0.00 0.000																				

Batter	1	2	3	4	5	6	7	8	9	AB	R	H	RBI	BB	SO	LOB	BOTTOM			
<b>Mel Hall, L</b> OBP: 0.231, SLG: 0.231 (1, 8)	K									4	1	2	0	0	1	1	<b>Philadelphia Phillies @ Chicago Cubs</b> Wrigley Field, Chicago, IL Mon Sep 06 1982, 3:33 AM CDT Att: 23,510 - Unknown			
<b>23 Ryne Sandberg, R</b> OBP: 0.306, SLG: 0.358 (1, 4)	F9		4-3							3	1	1	1	1	0	1				
<b>Bill Buckner, L</b> OBP: 0.347, SLG: 0.430 (1, 3)										3	1	1	1	1	0	2				
<b>Leon Durham, L</b> OBP: 0.383, SLG: 0.518 (1, 9)	E9		6-3							3	0	1	0	1	0	2				
<b>Keith Moreland, R</b> OBP: 0.330, SLG: 0.406 (1, 7)	5-3									3	0	0	1	0	1	2				
<b>Pat Tabler, R</b> OBP: 0.143, SLG: 0.143 (1, 5)										4	0	1	0	0	1	2				
<b>Jody Davis, R</b> OBP: 0.299, SLG: 0.388 (1, 2)										4	0	1	0	0	0	1				
<b>Larry Bowa, S</b> OBP: 0.303, SLG: 0.306 (1, 6)										3	1	1	0	1	0	1				
<b>Doug Bird, R</b> OBP: 0.143, SLG: 0.163 (7, 1)										3	0	1	0	0	2	2				
<b>Willie Hernandez, L</b> ERA: 3.12 (7, 1)										0	0	0	0	0	0	0				
<b>Dick Tidrow, R</b> ERA: 3.49 (7, 1)										0	0	0	0	0	0	0				
<b>Jerry Morales, R</b> OBP: 0.328, SLG: 0.410 (8, PH)										1	0	0	0	0	2	0				
<b>Lee Smith, R</b> OBP: 0.155, SLG: 0.267 (9, 1)										0	0	0	0	0	0	0				
<b>Inning Stats</b>	R: 1 E: 1 K: 1 S: 6	H: 1 LOB: 1 BB: 1 P: 10	R: 0 E: 0 K: 1 S: 6	H: 1 LOB: 1 BB: 0 P: 6	R: 0 E: 0 K: 0 S: 4	H: 1 LOB: 1 BB: 0 P: 4	R: 0 E: 0 K: 1 S: 5	H: 0 LOB: 0 BB: 0 P: 5	R: 3 E: 0 K: 2 S: 10	H: 3 LOB: 2 BB: 2 P: 18	R: 0 E: 0 K: 0 S: 4	H: 1 LOB: 1 BB: 0 P: 4	R: 0 E: 0 K: 0 S: 3	H: 0 LOB: 1 BB: 1 P: 7	R: 0 E: 0 K: 0 S: 4	H: 2 LOB: 1 BB: 0 P: 4		1B: 8 2B: 1 3B: 0 HR: 0	SF: 1 SAC: 0 DP: 1 HBP: 0	WP: 0 PA: 36 PB: 0 SB: 0 CS: 0
<b>PITCHER</b>	IP WLS BF H R ER SO BB IBB HBP BLK WP HR S P ERA WHIP																			
<b>Mike Krukow, R</b> ERA: 2.8 (1, 1)	6.0 L 28 7 4 3 5 2 1 0 0 0 0 0 7 11 4.50 1.500																			
<b>Tug McGraw, L</b> ERA: 4.02 (7, 1)	2.0 8 2 0 0 0 1 0 0 0 0 0 0 7 11 0.00 1.500																			



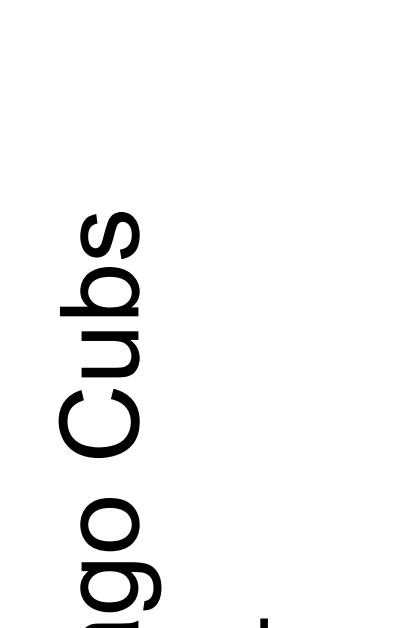
Batter	1	2	3	4	5	6	7	8	9	AB	R	H	RBI	BB	SO	LOB	TOP		
<b>Pete Rose, S</b> OBP: 0.339, SLG: 0.344 (1, 3)	L7		L9		4-3		4-3			5	0	1	1	0	0	2	<b>Philadelphia Phillies @ Chicago Cubs</b> Wrigley Field, Chicago, IL Tue Sep 07 1982, 3:33 AM CDT Att: 7,003 - Unknown		
<b>Gary Matthews, R</b> OBP: 0.354, SLG: 0.450 (1, 7)	G5-4-3 1B		5-3		K		K		5-3	5	0	1	0	0	2	1			
<b>Mike Schmidt, R</b> OBP: 0.426, SLG: 0.589 (1, 5)	G5-4-3 1-2		3B BB			HR	FC6-4 IBB		2B 1B BB	2	3	1	1	3	0	1			
<b>Bo Diaz, R</b> OBP: 0.343, SLG: 0.469 (1, 2)		1B	3B			4-3 2B	FC6-4 1-2		1B 2B	5	1	4	1	0	0	2			
<b>George Vukovich, L</b> OBP: 0.334, SLG: 0.414 (1, 9)	2B	2B	3-1		4-3			F8	F2	5	1	1	0	0	0	4			
<b>Gary Maddox, R</b> OBP: 0.307, SLG: 0.441 (1, 8)	P6				F9	F9		1B 2B	FC6-4 1B	5	1	2	2	0	0	2			
<b>Manny Trillo, R</b> OBP: 0.324, SLG: 0.322 (1, 4)	2B				L7			F9	FC6-4 1-2	5	0	2	1	0	0	3			
<b>Ivan De Jesus, R</b> OBP: 0.312, SLG: 0.313 (8, PH)					K		SH1-4 2B 1B	1B	IBB	2	1	1	0	1	1	1			
<b>Bob Molinaro, L</b> OBP: 0.289, SLG: 0.265 (8, PH)										0	0	0	0	1	0	0			
<b>Luis Aguayo, R</b> OBP: 0.239, SLG: 0.395 (8, 6)										0	0	0	0	0	0	0			
<b>Larry Christenson, R</b> OBP: 0.113, SLG: 0.167 (1, 1)										2	0	0	0	0	1	2			
<b>Sid Monge, S</b> OBP: 0.232, SLG: 0.125 (7, 1)	F8						SH1-4			0	0	0	0	0	0	0			
<b>Ron Reed, R</b> OBP: 0.307, SLG: 0.364 (7, 1)										0	0	0	0	0	0	0			
<b>Greg Gross, L</b> OBP: 0.373, SLG: 0.324 (8, PH)										1	0	1	1	0	0	0			
<b>Tug McGraw, R</b> (8, 1)								1-3 2-H	1B	0	0	0	0	0	0	0			
<b>Inning Stats</b>	R: 0 E: 0 K: 0 S: 3	H: 1 LOB: 0 BB: 0 P: 3	R: 1 E: 0 K: 0 S: 5	H: 3 LOB: 2 BB: 1 P: 9	R: 1 E: 0 K: 0 S: 4	H: 1 LOB: 0 BB: 1 P: 8	R: 0 E: 0 K: 1 S: 5	H: 1 LOB: 0 BB: 0 P: 5	R: 0 E: 0 K: 2 S: 7	H: 2 LOB: 1 BB: 0 P: 5	R: 1 E: 0 K: 1 S: 7	H: 2 LOB: 2 BB: 1 P: 11	R: 1 E: 0 K: 0 S: 5	H: 2 LOB: 1 BB: 1 P: 9	R: 2 E: 0 K: 0 S: 5	H: 2 LOB: 1 BB: 1 P: 9	1B: 6 2B: 6 3B: 1 HR: 1	SF: 0 SAC: 1 DP: 1 HBP: 0	WP: 0 PA: 43 PB: 0 SB: 0 CS: 1
<b>PITCHER</b>	IP WLS BF H R ER SO BB IBB HBP BLK WP HR S P ERA WHIP																		
<b>Allen Ripley, R</b> ERA: 4.25 (1, 1)	5.1	23	8	3	3	3	1	1	0	0	0	0	0	1	27	35	5.06	1.688	
<b>Mike Proly, R</b> ERA: 2.14 (6, 1)	1.0	5	2	1	1	0	0	0	0	0	0	0	0	5	5	9.00	2.000		
<b>Randy Stein, R</b> ERA: 2.14 (7, 1)	0.2	3	0	0	0	1	0	1	0	0	0	0	0	4	8	0.00	0.000		
<b>Bill Campbell, R</b> ERA: 4.04 (8, 1)	1.1	L	9	3	3	0	1	1	0	0	0	0	0	7	15	20.25	3.000		
<b>Lee Smith, R</b> ERA: 2.95 (9, 1)	0.2	3	1	0	0	0	0	0	0	0	0	0	0	3	3	0.00	1.500		

Batter	1	2	3	4	5	6	7	8	9	AB	R	H	RBI	BB	SO	LOB	BOTTOM				
<b>Mel Hall, L</b> OBP: 0.222, SLG: 0.278 (1, 8)	E6 L4-3		F7			K			F8	5	0	1	0	0	1	2	<b>Philadelphia Phillies @ Chicago Cubs</b> Wrigley Field, Chicago, IL Tue Sep 07 1982, 3:33 AM CDT Att: 7,003 - Unknown				
<b>23 Ryne Sandberg, R</b> OBP: 0.306, SLG: 0.357 (1, 4)	L8					F6			F9	4	0	1	1	0	0	2					
<b>Bill Buckner, L</b> OBP: 0.346, SLG: 0.429 (1, 3)	L4-3 1-2		2-H 1B		4-3					4	0	1	0	0	1	2					
<b>Leon Durham, L</b> OBP: 0.382, SLG: 0.522 (1, 9)		L9				L9				4	1	1	1	0	1	1					
<b>Keith Moreland, R</b> OBP: 0.327, SLG: 0.402 (1, 7)										4	0	0	0	0	1	0					
<b>Lee Smith, R</b> OBP: 0.125, SLG: 0.267 (9, 1)		6-3				K				0	0	0	0	0	0	0					
<b>Pat Tabler, R</b> OBP: 0.222, SLG: 0.235 (1, 5)										3	1	1	0	1	0	0					
<b>Jody Davis, R</b> OBP: 0.296, SLG: 0.384 (1, 2)										4	0	0	0	0	2	2					
<b>Larry Bowa, S</b> OBP: 0.304, SLG: 0.307 (1, 6)										2	1	1	0	0	0	0					
<b>Jay Johnstone, L</b> OBP: 0.351, SLG: 0.415 (7, PH)										1	1	1	0	0	0	0					
<b>Junior Kennedy, R</b> OBP: 0.289, SLG: 0.263 (8, 6)										1	0	0	0	0	0	0					
<b>Allen Ripley, R</b> OBP: 0.125, SLG: 0.125 (1, 1)										2	0	0	0	0	1	1					
<b>Mike Proly, R</b> ERA: 3.54 (6, 1)										0	0	0	0	0	0	0					
<b>Randy Stein, R</b> ERA: 2.14 (7, 1)										0	0	0	0	0	0	0					
<b>Scot Thompson, L</b> OBP: 0.306, SLG: 0.341 (7, PH)										0	0	0	0	0	0	0					
<b>Jerry Morales, R</b> OBP: 0.333, SLG: 0.452 (7, PH)										1	1	1	3	0	0	0					
<b>Bill Campbell, R</b> ERA: 4.04 (8, 1)										0	0	0	0	0	0	0					
<b>Gary Woods, R</b> OBP: 0.200, SLG: 0.395 (9, 7)										1	0	1	0	0	0	0					
<b>Inning Stats</b>	R: 0 E: 1 K: 0 S: 3	H: 0 LOB: 0 BB: 0 P: 3	R: 0 E: 0 K: 1 S: 6	H: 1 LOB: 1 BB: 0 P: 6	R: 1 E: 0 K: 1 S: 7	H: 2 LOB: 1 BB: 0 P: 7	R: 0 E: 0 K: 2 S: 7	H: 0 LOB: 0 BB: 0 P: 7	R: 0 E: 0 K: 1 S: 5	H: 0 LOB: 0 BB: 0 P: 5	R: 0 E: 0 K: 1 S: 6	H: 1 LOB: 1 BB: 0 P: 6	R: 3 E: 0 K: 0 S: 6	H: 3 LOB: 1 BB: 1 P: 10	R: 1 E: 0 K: 1 S: 6	H: 1 LOB: 0 BB: 0 P: 6	R: 0 E: 0 K: 0 S: 4	H: 1 LOB: 1 BB: 0 P: 4	1B: 4 2B: 3 3B: 1 HR: 2	SF: 0 SAC: 0 DP: 1 HBP: 0	WP: 1 PA: 37 PB: 0 SB: 0 CS: 0
<b>PITCHER</b>	IP WLS BF H R ER SO BB IBB HBP BLK WP HR S P ERA WHIP																				
<b>Larry Christenson, R</b> ERA: 3.54 (1, 1)	6.2	26	5	3	3	0	1	0	0	0	1	0	37	41	4.05	0.900					
<b>Sid Monge, L</b> ERA: 4.14 (7, 1)	0.0	2	2	1	1	0	0	0	0	0	1	2	2	-	-						
<b>Ron Reed, R</b> ERA: 2.75 (7, 1)	0.1	1	0	0	0	0	0	0	0	0	0	1	1	0.00	0.000						
<b>Tug McGraw, L</b> ERA: 4.05 (8, 1)	2.0	W	8	2	1	1	1	0	0	0	1	10	10	4.50	1.000						

AB 37  
R 7  
H 14  
RBI 7  
BB 5  
SO 4  
LOB 18



AB 36  
R 5  
H 9  
RBI 5  
BB 1  
SO 7  
LOB 10





Batter	1	2	3	4	5	6	7	8	9	AB	R	H	RBI	BB	SO	LOB	TOP										
<b>Pete Rose, S</b> OBP: 0.340, SLG: 0.342 (1, 3)	G3		4-3				4-3		L5-4	3	0	0	0	2	0	0	<b>Philadelphia Phillies @ Chicago Cubs</b> Wrigley Field, Chicago, IL Wed Sep 08 1982, 3:33 AM CDT Att: 8,233 - Unknown										
<b>Gary Matthews, R</b> OBP: 0.351, SLG: 0.445 <b>Julio Franco, R</b> OBP: 0.320, SLG: 0.304 (1, 7) (9, 6)	2-3			K	K		4-3		L7	5	0	0	0	0	2	3											
<b>Mike Schmidt, R</b> OBP: 0.428, SLG: 0.588 (1, 5)						5-3				4	0	2	0	1	1	0											
<b>Bo Diaz, R</b> OBP: 0.344, SLG: 0.472 <b>Bob Demler, R</b> OBP: 0.316, SLG: 0.323 <b>Luis Aguayo, R</b> OBP: 0.239, SLG: 0.395 <b>Greg Gross, L</b> OBP: 0.370, SLG: 0.321 (1, 2) (8, PR) (8, 6) (9, PH) (9, 7)	FC5-4									4	1	2	0	0	0	2											
<b>George Vukovich, L</b> OBP: 0.333, SLG: 0.412 (1, 9)		4-3								4	1	1	0	0	0	2											
<b>Gary Maddox, R</b> OBP: 0.307, SLG: 0.438 (1, 8)		1-3								4	1	1	0	0	0	2											
<b>Manny Trillo, R</b> OBP: 0.325, SLG: 0.328 (1, 4)		1-3								4	1	2	2	0	0	2											
<b>Ivan De Jesus, R</b> OBP: 0.312, SLG: 0.311 <b>Bob Molinaro, L</b> OBP: 0.299, SLG: 0.265 <b>Bill Robinson, R</b> OBP: 0.295, SLG: 0.448 <b>Ron Reed, R</b> OBP: 0.357, SLG: 0.364 (1, 6) (8, PH) (8, PH) (8, 1)			F9		6-3					2	0	0	0	1	0	1											
<b>Steve Carlton, L</b> OBP: 0.209, SLG: 0.279 <b>Ozzie Virgil, R</b> OBP: 0.275, SLG: 0.328 (1, 1) (8, PH) (8, 2)			G3							3	0	1	1	0	1	2											
<b>Inning Stats</b>	R: 0 E: 0 K: 0 S: 4	H: 1 LOB: 1 BB: 0 P: 4	R: 0 E: 0 K: 0 S: 3	H: 0 LOB: 0 BB: 0 P: 3	R: 0 E: 0 K: 1 S: 5	H: 0 LOB: 1 BB: 1 P: 9	R: 1 E: 0 K: 1 S: 7	H: 2 LOB: 2 BB: 1 P: 11	R: 2 E: 0 K: 1 S: 8	H: 3 LOB: 2 BB: 1 P: 12	R: 0 E: 0 K: 1 S: 5	H: 0 LOB: 0 BB: 0 P: 5	R: 1 E: 0 K: 0 S: 6	H: 3 LOB: 2 BB: 0 P: 6	R: 0 E: 0 K: 0 S: 3	H: 1 LOB: 1 BB: 1 P: 7		1B: 7 2B: 4 3B: 0 HR: 0	SF: 0 SAC: 0 DP: 1 HBP: 0	WP: 0 PB: 0 SB: 0 CS: 0	PA: 40						
<b>PITCHER</b>	IP	WLS	BF	H	R	ER	SO	BB	IBB	HBP	BLK	WP	HR	S	P	ERA	WHIP										
<b>Dickie Noles, R</b> ERA: 4.38 <b>Dick Tidrow, R</b> ERA: 3.56 <b>Willie Hernandez, L</b> ERA: 3.12 <b>Mike Proly, R</b> ERA: 2.11 <b>Lee Smith, R</b> ERA: 2.85 (1, 1) (8, 1) (8, 1) (9, 1)	7.0		30	6	3	3	4	2	1	0	0	0	0	35	47	3.86	1.143										

Batter	1	2	3	4	5	6	7	8	9	AB	R	H	RBI	BB	SO	LOB	BOTTOM										
<b>23 Ryne Sandberg, R</b> OBP: 0.305, SLG: 0.355 (1, 4) (9, 5)	6-3		F9						6-3	4	0	0	0	1	0	1	<b>Philadelphia Phillies @ Chicago Cubs</b> Wrigley Field, Chicago, IL Wed Sep 08 1982, 3:33 AM CDT Att: 8,233 - Unknown										
<b>Gary Woods, R</b> OBP: 0.328, SLG: 0.392 <b>Mel Hall, L</b> OBP: 0.211, SLG: 0.263 (1, 8) (9, PH)			K						4-3	4	0	1	0	0	1	2											
<b>Bill Buckner, L</b> OBP: 0.345, SLG: 0.433 (1, 3)										4	1	1	1	0	0	1											
<b>Keith Moreland, R</b> OBP: 0.329, SLG: 0.402 (1, 7) (9, 2)										3	2	1	0	1	0	0											
<b>Leon Durham, L</b> OBP: 0.383, SLG: 0.520 (1, 9)										2	0	0	0	2	1	1											
<b>Pat Tabler, R</b> OBP: 0.286, SLG: 0.300 <b>Jay Johnstone, L</b> OBP: 0.353, SLG: 0.415 (1, 5) (8, PH) (9, 7)										3	0	2	1	0	0	0											
<b>Jody Davis, R</b> OBP: 0.192, SLG: 0.386 <b>Scott Thompson, L</b> OBP: 0.380, SLG: 0.333 <b>Junior Kennedy, R</b> OBP: 0.289, SLG: 0.263 (1, 2) (8, PH) (9, 4)										3	0	2	0	0	0	0											
<b>Larry Bowa, S</b> OBP: 0.304, SLG: 0.306 (1, 6)										2	0	0	1	1	0	2											
<b>Dickie Noles, R</b> OBP: 0.192, SLG: 0.386 <b>Steve Henderson, R</b> OBP: 0.307, SLG: 0.348 <b>Dick Tidrow, R</b> ERA: 3.56 <b>Willie Hernandez, L</b> ERA: 3.12 <b>Mike Proly, R</b> ERA: 2.11 <b>Lee Smith, R</b> ERA: 2.85 (1, 1) (7, PH) (8, 1) (8, 1) (9, 1)										2	0	0	0	0	2	2											
<b>Inning Stats</b>	R: 0 E: 0 K: 0 S: 3	H: 1 LOB: 0 BB: 0 P: 3	R: 1 E: 0 K: 1 S: 8	H: 3 LOB: 2 BB: 0 P: 8	R: 2 E: 0 K: 1 S: 6	H: 2 LOB: 2 BB: 2 P: 14	R: 0 E: 0 K: 1 S: 5	H: 0 LOB: 0 BB: 0 P: 5	R: 0 E: 0 K: 1 S: 4	H: 1 LOB: 2 BB: 1 P: 8	R: 0 E: 0 K: 0 S: 3	H: 0 LOB: 2 BB: 2 P: 11	R: 0 E: 0 K: 0 S: 3	H: 0 LOB: 1 BB: 1 P: 7	1B: 6 2B: 0 3B: 0 HR: 1	SF: 0 SAC: 1 DP: 1 HBP: 0		WP: 0 PB: 0 SB: 0 CS: 0	PA: 38								
<b>PITCHER</b>	IP	WLS	BF	H	R	ER	SO	BB	IBB	HBP	BLK	WP	HR	S	P	ERA	WHIP										
<b>Steve Carlton, L</b> ERA: 3.38 <b>Ron Reed, R</b> ERA: 2.69 (1, 1) (8, 1)	7.0		29	7	3	3	4	3	0	0	0	0	0	34	46	3.86	1.429										



Batter	1	2	3	4	5	6	7	8	9	AB	R	H	RBI	BB	SO	LOB	TOP					
<b>Pete Rose, S</b> OBP: 0.339, SLG: 0.341 (1, 3)										5	2	1	0	0	0	2						
<b>Gary Matthews, R</b> OBP: 0.357, SLG: 0.452 (1, 7)										3	2	3	0	2	0	0						
<b>Mike Schmidt, R</b> OBP: 0.426, SLG: 0.585 (1, 5)										4	1	1	2	0	2	4						
<b>Bo Diaz, R</b> OBP: 0.348, SLG: 0.475 (1, 2)										5	0	4	0	0	0	2						
<b>Bill Robinson, R</b> OBP: 0.303, SLG: 0.460 (1, 9)										3	0	2	3	0	0	2						
<b>George Vukovich, L</b> OBP: 0.334, SLG: 0.411 (5, 9)										1	0	0	0	1	1							
<b>Gary Maddox, R</b> OBP: 0.308, SLG: 0.436 (1, 8)										4	0	1	0	1	0	4						
<b>Manny Trillo, R</b> OBP: 0.322, SLG: 0.324 (1, 4)										5	0	0	0	0	0	4						
<b>Ivan De Jesus, R</b> OBP: 0.313, SLG: 0.314 (1, 6)										5	2	2	0	0	2	1						
<b>Dick Ruthven, R</b> OBP: 0.109, SLG: 0.159 (1, 1)										2	0	1	1	0	1	1						
<b>Len Matuszek, L</b> OBP: 0.139, SLG: 0.121 (7, PH)										1	0	0	0	0	0	0						
<b>Sid Monge, S</b> OBP: 0.200, SLG: 0.111 (7, 1)										1	0	0	0	0	0	0						
<b>Inning Stats</b>	R: 2 E: 0 K: 0 S: 7	H: 5 LOB: 2 BB: 0 P: 7	R: 2 E: 2 K: 0 S: 6	H: 2 LOB: 2 BB: 1 P: 10	R: 0 E: 0 K: 2 S: 7	H: 0 LOB: 1 BB: 1 P: 11	R: 2 E: 0 K: 0 S: 6	H: 3 LOB: 1 BB: 0 P: 6	R: 1 E: 0 K: 1 S: 7	H: 2 LOB: 2 BB: 1 P: 11	R: 0 E: 0 K: 1 S: 6	H: 1 LOB: 1 BB: 0 P: 6	R: 0 E: 0 K: 1 S: 5	H: 0 LOB: 0 BB: 0 P: 5	R: 0 E: 0 K: 1 S: 6	H: 2 LOB: 2 BB: 1 P: 10	R: 0 E: 0 K: 0 S: 3	H: 0 LOB: 0 BB: 0 P: 3	1B: 11 2B: 4 3B: 0 HR: 0	SF: 1 SAC: 1 DP: 0 HBP: 0	WP: 0 PB: 0 SB: 2 CS: 0	PA: 45
<b>PITCHER</b>	IP WLS BF H R ER SO BB IBB HBP BLK WP HR S P ERA WHIP																					
<b>John Candelaria, L</b> ERA: 2.8 (1, 1)	4.0 L 24 10 6 4 2 2 2 0 0 0 0 0 0 26 34 9.00 3.000																					
<b>Cecilio Guante, R</b> ERA: 3.51 (5, 1)	3.0 13 3 1 1 3 1 0 0 0 0 0 0 18 22 3.00 1.333																					
<b>Kent Tekulve, R</b> ERA: 2.8 (8, 1)	2.0 8 2 0 0 1 0 1 0 0 0 0 0 9 13 0.00 1.000																					

Philadelphia Phillies @ Pittsburgh Pirates  
Three Rivers Stadium, Pittsburgh, PA  
Fri Sep 10 1982, 7:05 PM EDT  
Att: 15,596 - Unknown

AB	39
R	7
H	15
RBI	6
BB	4
SO	6
LOB	21



Batter	1	2	3	4	5	6	7	8	9	AB	R	H	RBI	BB	SO	LOB	BOTTOM					
<b>Omar Moreno, L</b> OBP: 0.286, SLG: 0.302 (1, 8)										4	0	0	0	0	0	2						
<b>Willie Stargell, L</b> OBP: 0.324, SLG: 0.426 (9, PH)										1	0	0	0	0	0	1						
<b>Lee Lacy, R</b> OBP: 0.364, SLG: 0.416 (1, 9)										4	1	3	0	0	0	0						
<b>Bill Madlock, R</b> OBP: 0.372, SLG: 0.487 (1, 5)										4	1	1	2	0	0	2						
<b>Jason Thompson, L</b> OBP: 0.402, SLG: 0.534 (1, 3)										4	1	1	0	0	2	0						
<b>Mike Easter, L</b> OBP: 0.349, SLG: 0.457 (1, 7)										4	1	2	2	0	1	0						
<b>Tony Peña, R</b> OBP: 0.321, SLG: 0.435 (1, 2)										4	0	0	0	0	0	1						
<b>Johnny Ray, S</b> OBP: 0.209, SLG: 0.385 (1, 4)										3	1	1	0	0	0	1						
<b>Brian Harper, R</b> OBP: 0.200, SLG: 0.400 (9, PH)										1	0	1	0	0	0	0						
<b>Jim Smith, R</b> OBP: 0.313, SLG: 0.333 (9, PR)										0	0	0	0	0	0	0						
<b>Dale Berra, R</b> OBP: 0.308, SLG: 0.389 (1, 6)										4	0	1	1	0	1	2						
<b>John Candelaria, L</b> ERA: 2.86 (1, 1)										1	0	0	0	0	0	0						
<b>John Mitterer, R</b> ERA: 2.86 (4, PH)										0	0	0	0	0	0	0						
<b>Cecilio Guante, R</b> ERA: 3.51 (5, 1)										0	0	0	0	0	0	0						
<b>Dick Davis, R</b> ERA: 3.37 (7, PH)										1	0	0	0	0	0	0						
<b>Kent Tekulve, R</b> ERA: 2.83 (8, 1)										0	0	0	0	0	0	0						
<b>Jim Morrison, R</b> ERA: 0.440 (9, PH)										1	0	0	0	0	0	1						
<b>Inning Stats</b>	R: 0 E: 0 K: 0 S: 3	H: 1 LOB: 0 BB: 0 P: 3	R: 2 E: 0 K: 1 S: 7	H: 2 LOB: 0 BB: 0 P: 7	R: 2 E: 0 K: 0 S: 5	H: 2 LOB: 0 BB: 0 P: 5	R: 1 E: 0 K: 1 S: 7	H: 2 LOB: 2 BB: 0 P: 8	R: 0 E: 0 K: 1 S: 5	H: 0 LOB: 0 BB: 0 P: 5	R: 0 E: 0 K: 0 S: 4	H: 1 LOB: 1 BB: 0 P: 4	R: 0 E: 0 K: 0 S: 4	H: 1 LOB: 1 BB: 0 P: 4	R: 0 E: 0 K: 1 S: 5	H: 0 LOB: 0 BB: 0 P: 5	R: 0 E: 0 K: 0 S: 4	H: 1 LOB: 1 BB: 0 P: 4	1B: 5 2B: 3 3B: 0 HR: 2	SF: 0 SAC: 0 DP: 0 HBP: 1	WP: 0 PB: 0 SB: 0 CS: 1	PA: 37
<b>PITCHER</b>	IP WLS BF H R ER SO BB IBB HBP BLK WP HR S P ERA WHIP																					
<b>Dick Ruthven, R</b> ERA: 3.45 (1, 1)	6.0 W 26 8 5 5 3 0 0 0 0 0 0 2 31 32 7.50 1.333																					
<b>Sid Monge, L</b> ERA: 3.95 (7, 1)	3.0 S 11 2 0 0 1 0 0 0 0 0 0 0 13 13 0.00 0.667																					

Philadelphia Phillies @ Pittsburgh Pirates  
Three Rivers Stadium, Pittsburgh, PA  
Fri Sep 10 1982, 7:05 PM EDT  
Att: 15,596 - Unknown

AB	36
R	5
H	10
RBI	5
BB	0
SO	4
LOB	10





Batter	1	2	3	4	5	6	7	8	9	AB	R	H	RBI	BB	SO	LOB	TOP																		
<b>Pete Rose, S</b> OBP: 0.344, SLG: 0.345 (1, 3)										4	1	4	2	1	0	0	<b>Philadelphia Phillies @ Pittsburgh Pirates</b> <b>Three Rivers Stadium, Pittsburgh, PA</b> Sat Sep 11 1982, 7:05 PM EDT Att: 19,842 - Unknown																		
<b>Gary Matthews, R</b> OBP: 0.357, SLG: 0.452 (1, 7)										5	0	2	1	0	0	4																			
<b>Mike Schmidt, R</b> OBP: 0.426, SLG: 0.590 (1, 5)										5	2	2	3	0	0	4																			
<b>Bo Diaz, R</b> OBP: 0.347, SLG: 0.472 (1, 2)										5	0	1	0	0	0	4																			
<b>Bob Demler, R</b> OBP: 0.318, SLG: 0.323 (9, PR)										0	0	0	0	0	0	0																			
<b>Dave Roberts, R</b> OBP: 0.235, SLG: 0.219 (9, 2)										0	0	0	0	0	0	0																			
<b>Bill Robinson, R</b> OBP: 0.303, SLG: 0.464 (6, 9)										3	1	1	0	0	1	0																			
<b>George Vukovich, L</b> OBP: 0.337, SLG: 0.413 (7, 1)										1	0	1	0	0	0	0																			
<b>Len Matuszek, L</b> OBP: 0.135, SLG: 0.118 (9, PH)										1	0	0	0	0	1	2																			
<b>Ron Reed, R</b> OBP: 0.357, SLG: 0.364 (9, 1)										0	0	0	0	0	0	0																			
<b>Gary Maddox, R</b> OBP: 0.310, SLG: 0.438 (1, 8)										5	1	2	1	0	0	3																			
<b>Manny Trillo, R</b> OBP: 0.323, SLG: 0.325 (1, 4)										5	1	2	1	0	0	1																			
<b>Ivan De Jesus, R</b> OBP: 0.310, SLG: 0.311 (1, 6)										5	1	0	1	0	1	3																			
<b>Mike Krukow, R</b> Ed Farmer, R Alfonso Sanchez, R Steve Babin, R Bob Minton, L Coco Stiles, R Luis Aguayo, Jr. Porfi Altamirano, R Greg Gandy, R										0	0	0	0	0	0	0																			
<b>Inning Stats</b>	R: 0 E: 0 K: 0 S: 4	H: 2 LOB: 1 BB: 0 P: 4	R: 0 E: 0 K: 1 S: 5	H: 0 LOB: 0 BB: 0 P: 5	R: 0 E: 0 K: 1 S: 6	H: 1 LOB: 1 BB: 0 P: 6	R: 1 E: 0 K: 0 S: 5	H: 2 LOB: 1 BB: 0 P: 5	R: 3 E: 0 K: 0 S: 5	H: 2 LOB: 0 BB: 1 P: 9	R: 4 E: 2 K: 0 S: 8	H: 4 LOB: 2 BB: 1 P: 12	R: 0 E: 0 K: 0 S: 3	H: 1 LOB: 0 BB: 0 P: 3	R: 0 E: 0 K: 0 S: 4	H: 2 LOB: 1 BB: 0 P: 4	R: 1 E: 0 K: 1 S: 8	H: 3 LOB: 2 BB: 0 P: 8	1B: 14 2B: 2 3B: 0 HR: 1	SF: 0 SAC: 0 DP: 1 HBP: 0	WP: 0 PB: 0 SB: 0 CS: 2	PA: 44													
<b>PITCHER</b>	IP WLS BF H R ER SO BB IBB HBP BLK WP HR S P ERA WHIP																																		
<b>Larry McWilliams, L</b> ERA: 4.17	(1, 1)	5.1	24	8	5	5	2	1	0	0	0	0	0	0	1	27	31	8.44	1.688																
<b>Enrique Romo, R</b> ERA: 4.93	(6, 1)	0.0	2	1	0	0	0	0	0	0	0	0	0	0	0	2	2	∞	∞																
<b>Rod Scurrey, L</b> ERA: 1.75	(6, 1)	0.2	5	2	3	3	0	1	0	0	0	0	0	0	4	8	40.50	4.500																	
<b>Manny Sarmiento, R</b> ERA: 3.42	(7, 1)	2.1	10	5	1	1	1	0	0	0	0	0	0	0	12	12	3.86	2.143																	
<b>Kent Tekulve, R</b> ERA: 2.79	(9, 1)	0.2	W	3	1	0	0	0	0	0	0	0	0	0	3	3	0.00	1.500																	

Batter	1	2	3	4	5	6	7	8	9	AB	R	H	RBI	BB	SO	LOB	BOTTOM																		
<b>Omar Moreno, L</b> OBP: 0.289, SLG: 0.312 (1, 8)										5	2	3	1	0	0	0	<b>Philadelphia Phillies @ Pittsburgh Pirates</b> <b>Three Rivers Stadium, Pittsburgh, PA</b> Sat Sep 11 1982, 7:05 PM EDT Att: 19,842 - Unknown																		
<b>Lee Lacy, R</b> OBP: 0.394, SLG: 0.415 (1, 9)										3	1	1	1	0	1	2																			
<b>Dave Parker, L</b> OBP: 0.332, SLG: 0.453 (7, PH)										1	1	1	0	0	0	0																			
<b>Doug Frobel, L</b> (8, 9)										1	0	0	0	0	1	0																			
<b>Bill Madlock, R</b> OBP: 0.374, SLG: 0.496 (1, 5)										5	3	3	3	0	0	1																			
<b>Jason Thompson, L</b> OBP: 0.402, SLG: 0.536 (1, 3)										4	0	2	2	0	1	1																			
<b>Mike Easter, L</b> OBP: 0.348, SLG: 0.455 (1, 7)										4	0	1	1	0	1	2																			
<b>Rafael Belliard, R</b> (7, PR)										0	1	0	0	0	0	0																			
<b>Brian Harper, R</b> OBP: 0.200, SLG: 0.400 (8, 7)										0	0	0	0	0	0	0																			
<b>Tony Peña, R</b> OBP: 0.323, SLG: 0.436 (1, 2)										4	1	2	0	0	1	1																			
<b>Johnny Ray, S</b> OBP: 0.313, SLG: 0.384 (1, 4)										3	0	1	0	0	0	1																			
<b>Willie Stargell, L</b> OBP: 0.333, SLG: 0.452 (7, PH)										1	0	1	2	0	0	0																			
<b>Jim Smith, R</b> OBP: 0.313, SLG: 0.333 (7, PR)										0	0	0	0	0	0	0																			
<b>Dale Berra, R</b> OBP: 0.308, SLG: 0.390 (1, 6)										4	1	1	0	0	1	3																			
<b>Larry McWilliams, L</b> ERA: 3.06 Enrique Romo, R Rod Scurrey, L John Milner, R Manny Sarmiento, R Kent Tekulve, R										2	0	0	0	0	1	2																			
<b>Inning Stats</b>	R: 2 E: 0 K: 2 S: 10	H: 3 LOB: 1 BB: 0 P: 10	R: 4 E: 1 K: 1 S: 10	H: 5 LOB: 1 BB: 0 P: 10	R: 0 E: 0 K: 0 S: 4	H: 1 LOB: 1 BB: 0 P: 4	R: 0 E: 0 K: 1 S: 5	H: 1 LOB: 0 BB: 0 P: 5	R: 0 E: 0 K: 1 S: 6	H: 1 LOB: 1 BB: 0 P: 6	R: 0 E: 0 K: 2 S: 7	H: 0 LOB: 0 BB: 0 P: 7	R: 3 E: 0 K: 0 S: 7	H: 4 LOB: 2 BB: 0 P: 7	R: 0 E: 0 K: 1 S: 5	H: 0 LOB: 0 BB: 0 P: 5	R: 1 E: 0 K: 0 S: 1	H: 1 LOB: 0 BB: 0 P: 1	1B: 8 2B: 4 3B: 3 HR: 1	SF: 0 SAC: 0 DP: 0 HBP: 0	WP: 1 PB: 0 SB: 0 CS: 1	PA: 39													
<b>PITCHER</b>	IP WLS BF H R ER SO BB IBB HBP BLK WP HR S P ERA WHIP																																		
<b>Mike Krukow, R</b> ERA: 3.06	(1, 1)	1.2	12	7	6	6	3	0	0	0	0	0	0	0	0	18	18	32.40	4.200																
<b>Ed Farmer, R</b> ERA: 4.86	(2, 1)	2.1	9	3	0	0	1	0	0	0	0	0	0	0	11	11	0.00	1.286																	
<b>Stan Bahnsen, R</b> ERA: 3.07	(5, 1)	1.0	4	1	0	0	1	0	0	0	0	0	0	0	6	6	0.00	1.000																	
<b>Porfi Altamirano, R</b> ERA: 4.91	(6, 1)	1.1	5	1	1	1	2	0	0	0	0	0	0	0	9	9	6.75	0.750																	
<b>Tug McGraw, L</b> ERA: 4.37	(7, 1)	1.2	8	3	2	2	1	0	0	0	0	0	0	0	10	10	10.80	1.800																	

AB 42  
R 9  
H 17  
RBI 9  
BB 2  
SO 3  
LOB 21



AB 39  
R 10  
H 16  
RBI 10  
BB 0  
SO 8  
LOB 13

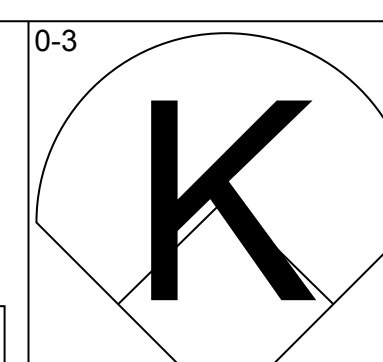
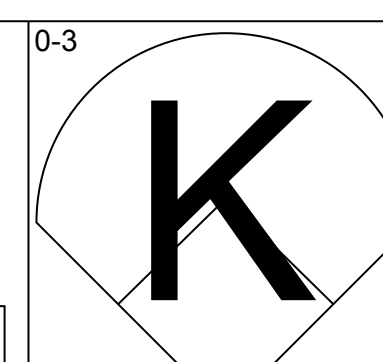
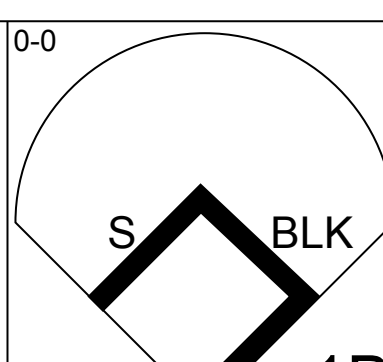
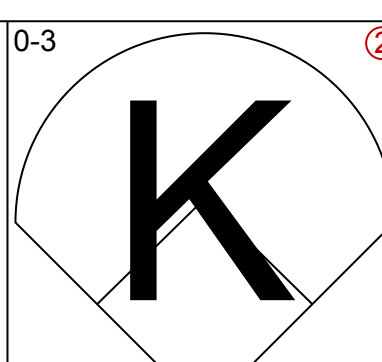
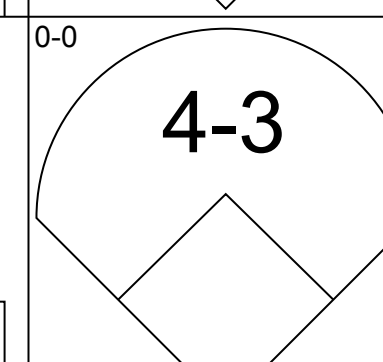
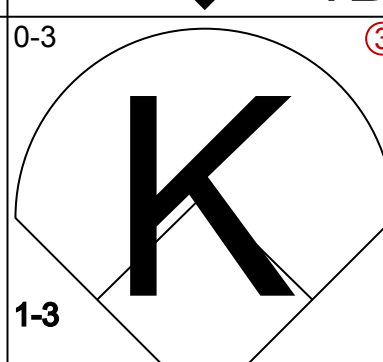
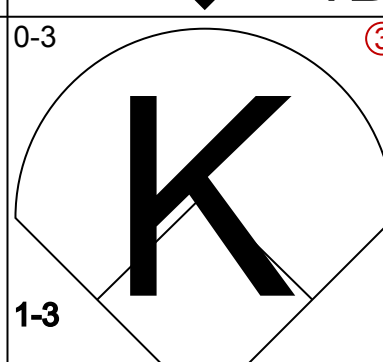
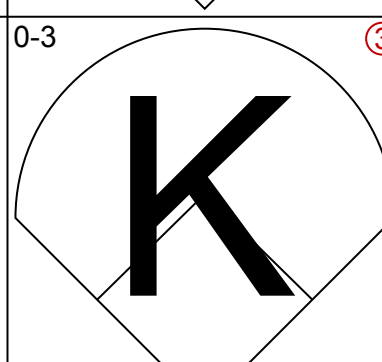
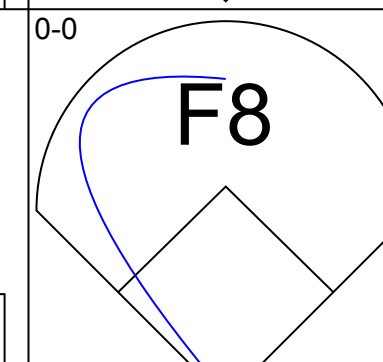
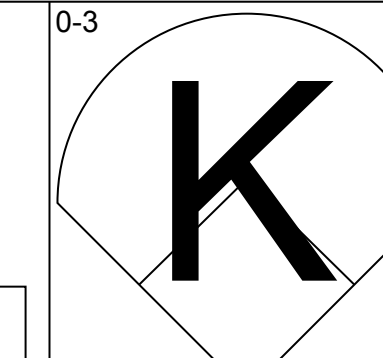

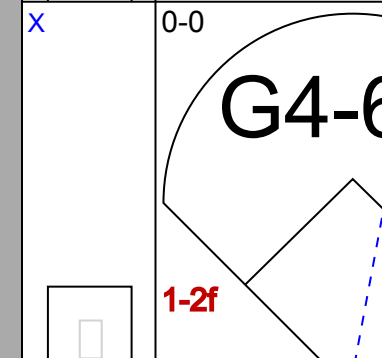
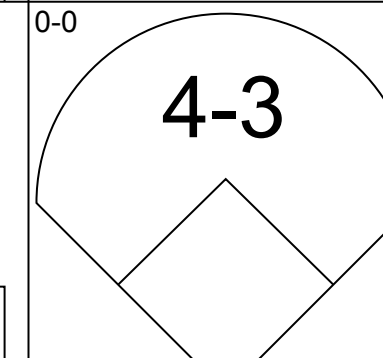
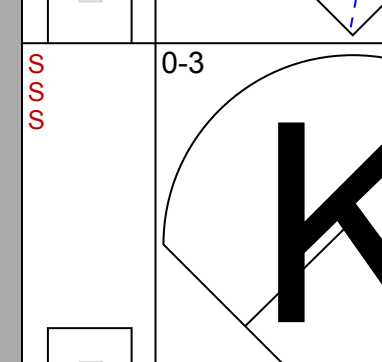
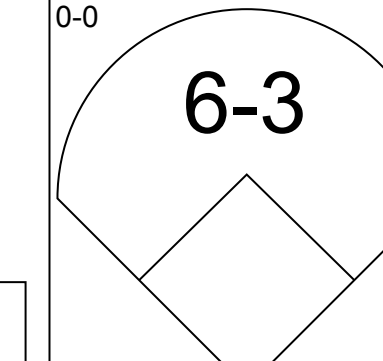
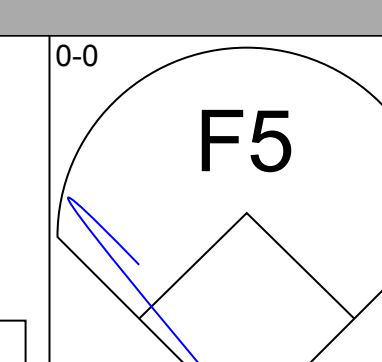
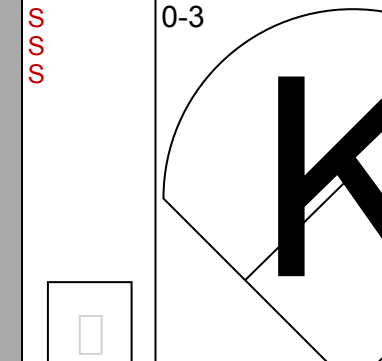
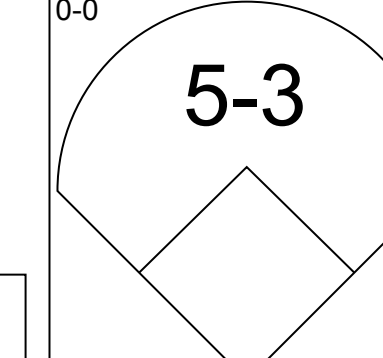
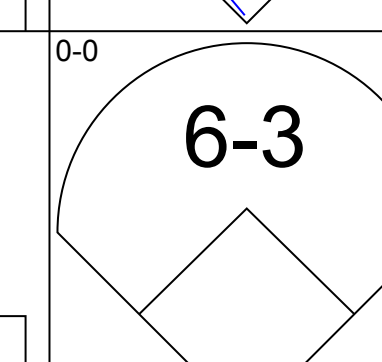
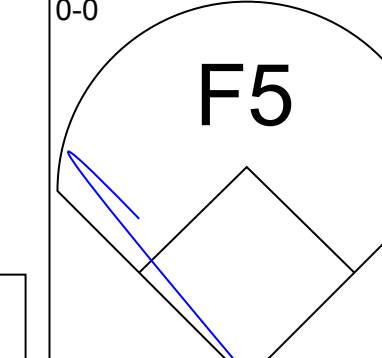
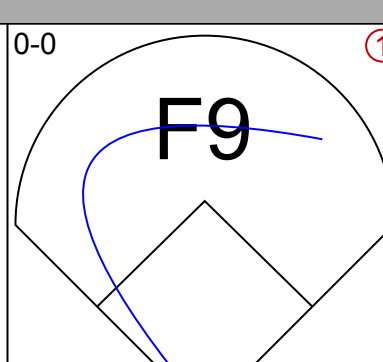
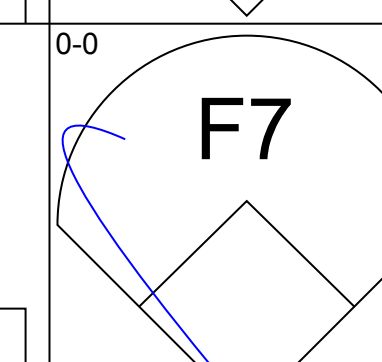
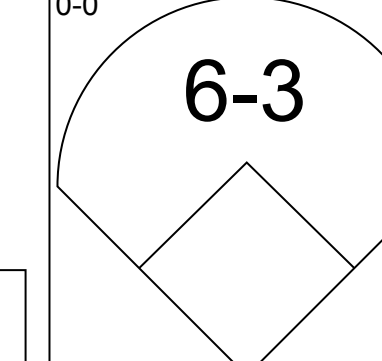
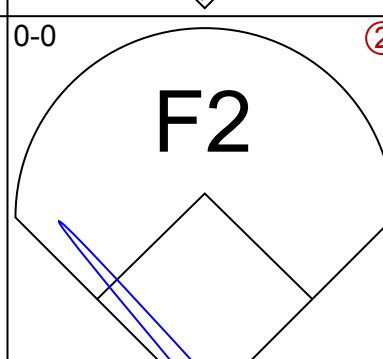
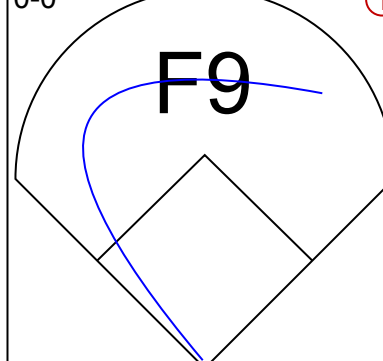
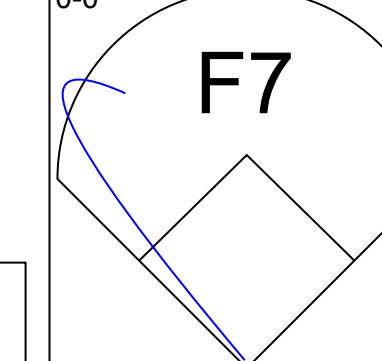
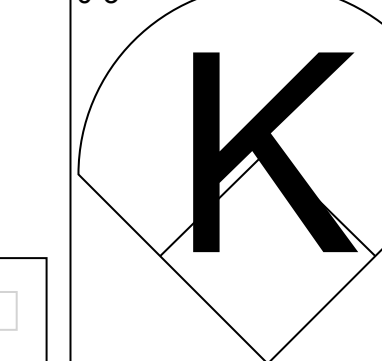
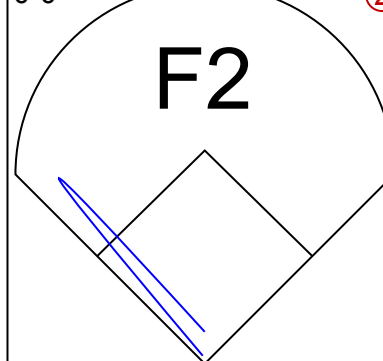

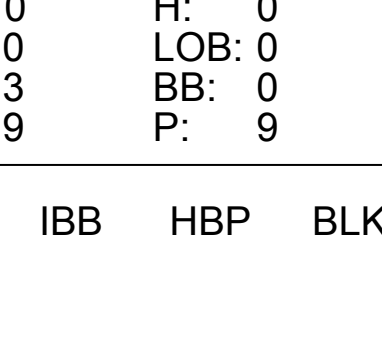


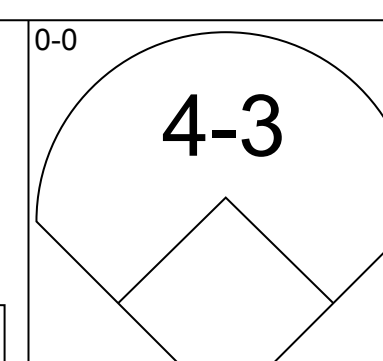
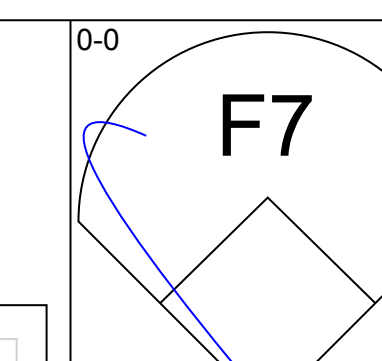
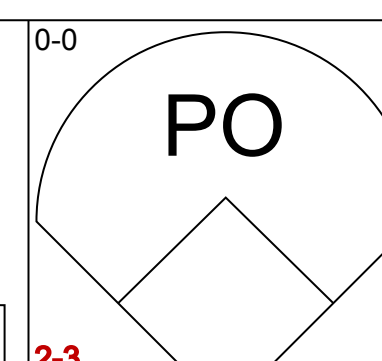
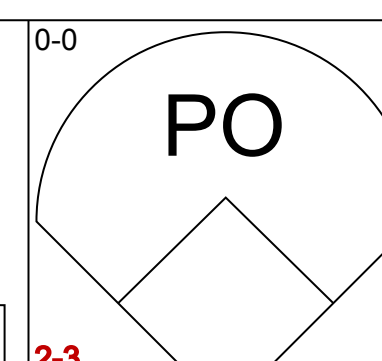
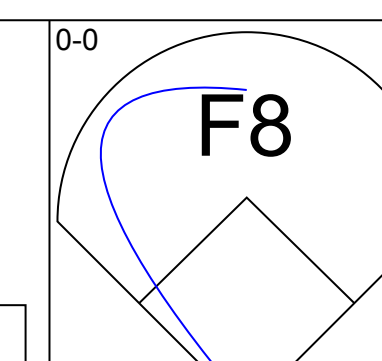
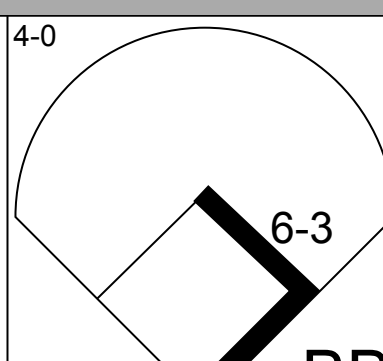
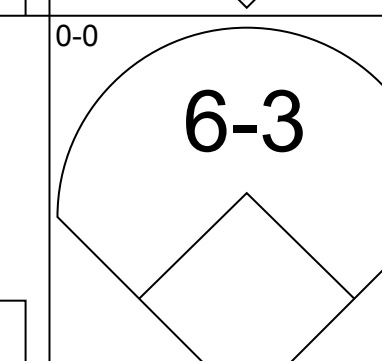
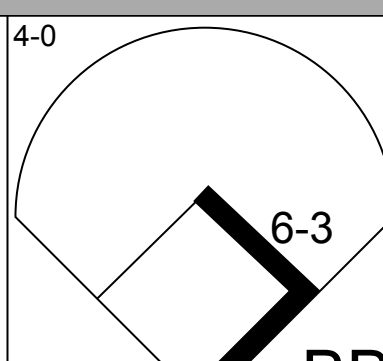
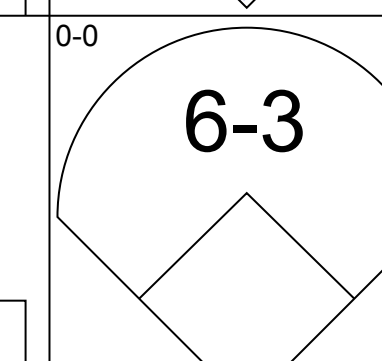
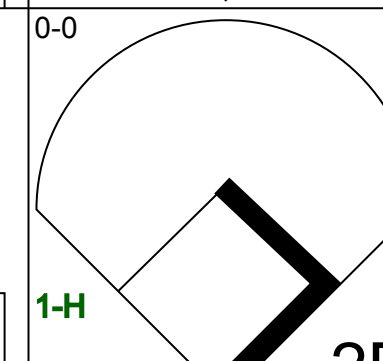
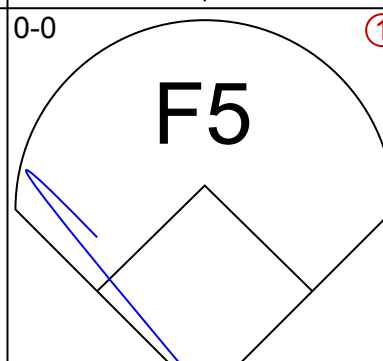
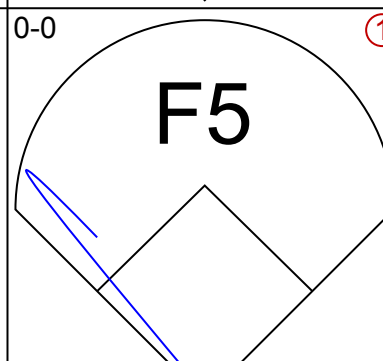
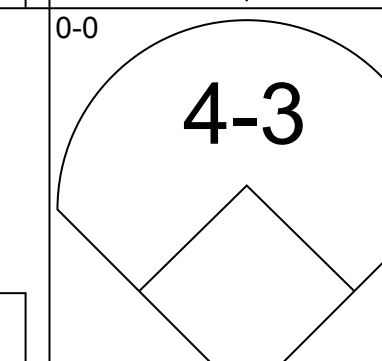
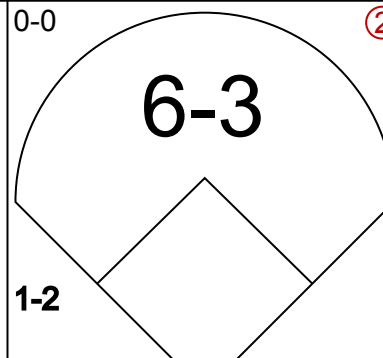

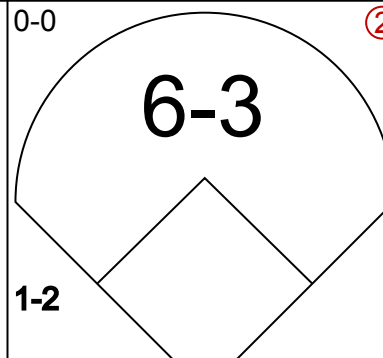

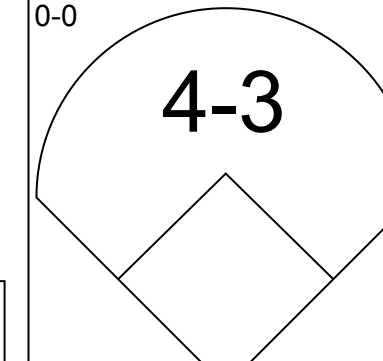
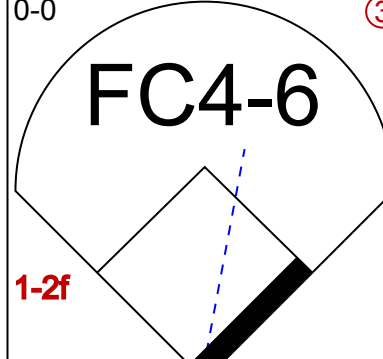
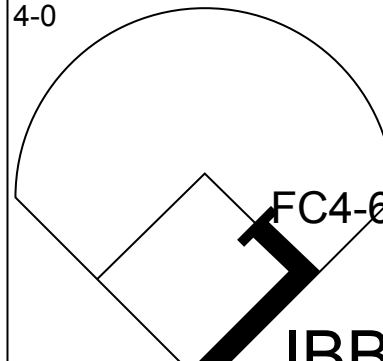

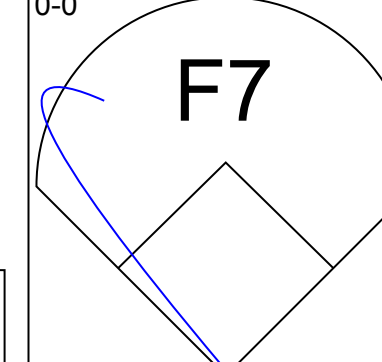
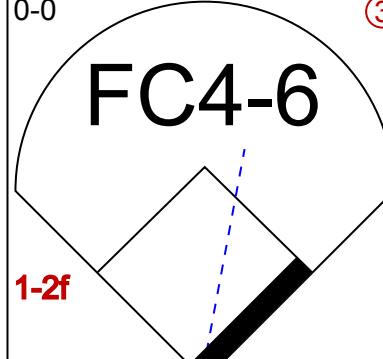
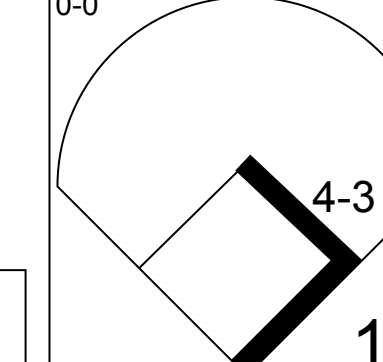
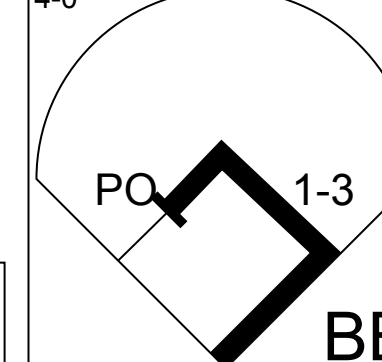

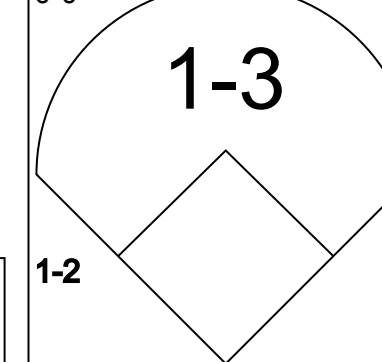
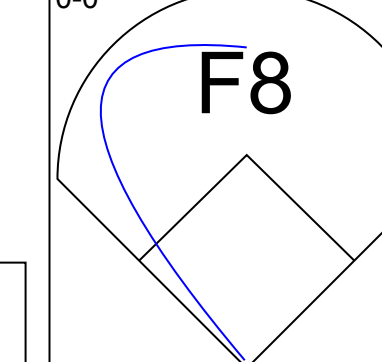
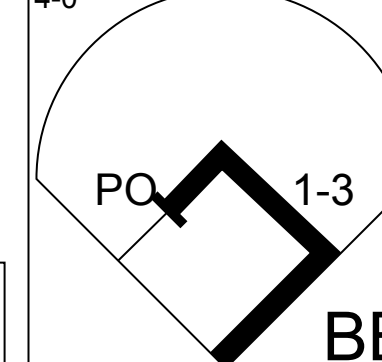
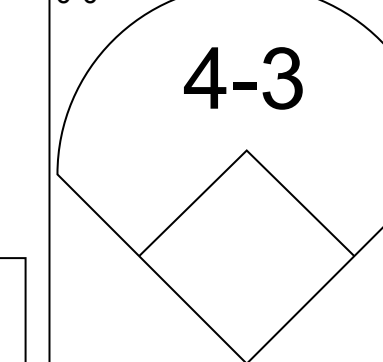
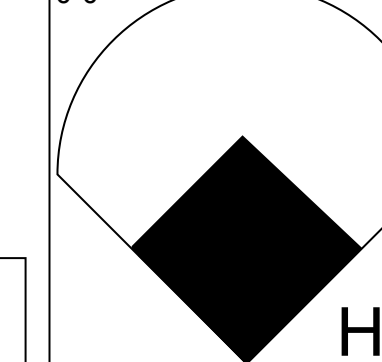
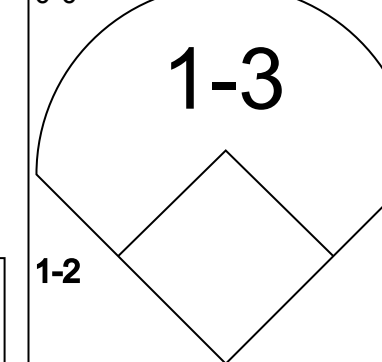

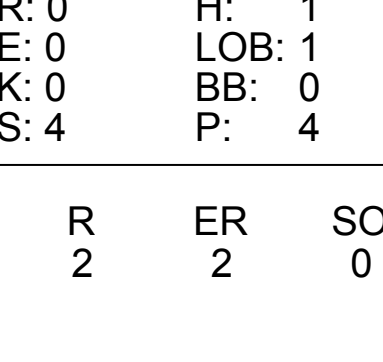
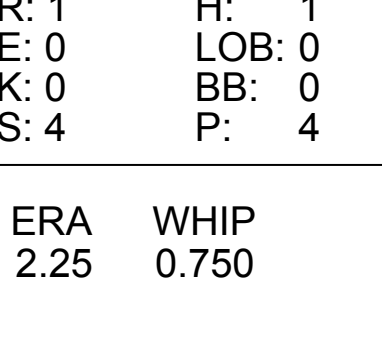
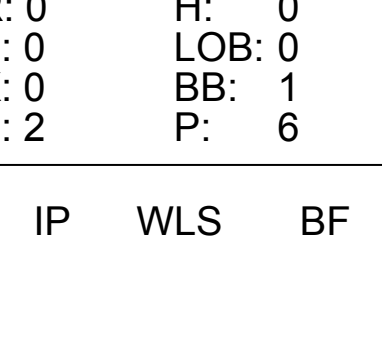


Batter	1	2	3	4	5	6	7	8	9	AB	R	H	RBI	BB	SO	LOB	TOP										
<b>Pete Rose, S</b> OBP: 0.341, SLG: 0.342 (1, 3)	5-3		5-3		F7		E6		4-3	5	0	0	0	0	0	3	Philadelphia Phillies @ Pittsburgh Pirates Three Rivers Stadium, Pittsburgh, PA Sun Sep 12 1982, 3:33 AM EDT Att: 19,089 - Unknown <a href="http://livebaseballscores.com">livebaseballscores.com</a>										
<b>Gary Matthews, R</b> OBP: 0.356, SLG: 0.449 (1, 7)	4-3		6-3		K				K	4	0	0	0	1	2	2											
<b>Mike Schmidt, R</b> OBP: 0.426, SLG: 0.598 (1, 5)						P3	FC5			4	1	2	1	0	0	3											
<b>Bo Diaz, R</b> OBP: 0.345, SLG: 0.469 (1, 2)	K		4-3			F8			K	4	0	0	0	0	2	1											
<b>George Vukovich, L</b> OBP: 0.332, SLG: 0.407 (1, 9)						F7				4	0	0	0	0	0	0											
<b>Gary Maddox, R</b> OBP: 0.315, SLG: 0.443 (1, 8)		1B			5-3					3	1	2	0	1	0	0											
<b>Manny Trillo, R</b> OBP: 0.320, SLG: 0.323 (1, 4)					1-3		G3		FC5-4	4	0	0	0	0	0	3											
<b>Ivan De Jesus, R</b> OBP: 0.312, SLG: 0.313 (9, PH)										3	0	2	1	0	0	0											
<b>Greg Gross, L</b> OBP: 0.380, SLG: 0.327 (9, PH)										0	0	0	0	0	1	0											
<b>Larry Christenson, R</b> OBP: 0.111, SLG: 0.164 (1, 1)										1	0	0	0	0	1	2											
<b>Willie Montanez, L</b> OBP: 0.259, SLG: 0.262 (7, PH)										1	0	1	0	0	0	0											
<b>Sid Monge, S</b> OBP: 0.250, SLG: 0.111 (7, 1)										0	0	0	0	0	0	0											
<b>Porfi Altamirano, R</b> OBP: 0.250, SLG: 0.250 (8, 1)										0	0	0	0	0	0	0											
<b>Bob Molinaro, L</b> OBP: 0.250, SLG: 0.261 (9, PH)										1	0	0	0	0	0	1											
<b>Inning Stats</b>	R: 0 E: 0 K: 1 S: 6	H: 1 LOB: 1 BB: 0 P: 6	R: 0 E: 0 K: 1 S: 6	H: 1 LOB: 2 BB: 1 P: 10	R: 1 E: 0 K: 0 S: 4	H: 1 LOB: 0 BB: 0 P: 4	R: 0 E: 0 K: 0 S: 3	H: 0 LOB: 0 BB: 0 P: 3	R: 0 E: 0 K: 1 S: 6	H: 1 LOB: 1 BB: 1 P: 6	R: 0 E: 0 K: 0 S: 3	H: 0 LOB: 0 BB: 0 P: 3	R: 1 E: 1 K: 0 S: 6	H: 2 LOB: 3 BB: 1 P: 10	R: 0 E: 0 K: 1 S: 6	H: 1 LOB: 1 BB: 0 P: 6		R: 0 E: 0 K: 1 S: 5	H: 0 LOB: 1 BB: 1 P: 9	1B: 4 2B: 2 3B: 0 HR: 1	SF: 0 SAC: 1 DP: 0 HBP: 0	WP: 0 PA: 38 PB: 0 SB: 0 CS: 0					
<b>PITCHER</b>	IP	WLS	BF	H	R	ER	SO	BB	IBB	HBP	BLK	WP	HR	S	P	ERA	WHIP										
<b>Rick Rhoden, R</b> ERA: 4.4 (1, 1)	6.2	W	28	6	2	2	3	1	0	0	0	0	1	33	37	2.70	1.050										
<b>Kent Tekulve, R</b> ERA: 2.73 (7, 1)	2.1	S	10	1	0	0	2	2	0	0	0	0	0	12	20	0.00	1.286										

Batter	1	2	3	4	5	6	7	8	9	AB	R	H	RBI	BB	SO	LOB	BOTTOM										
<b>Omar Moreno, L</b> OBP: 0.287, SLG: 0.310 (1, 8)	K	4-3			P5	4-3				4	0	0	0	0	1	3	Philadelphia Phillies @ Pittsburgh Pirates Three Rivers Stadium, Pittsburgh, PA Sun Sep 12 1982, 3:33 AM EDT Att: 19,089 - Unknown <a href="http://livebaseballscores.com">livebaseballscores.com</a>										
<b>Johnny Ray, S</b> OBP: 0.315, SLG: 0.387 (1, 4)					4-3		F9			4	0	2	0	0	0	0											
<b>Bill Madlock, R</b> OBP: 0.372, SLG: 0.492 (1, 5)	6-3				F8					4	0	0	0	0	1	2											
<b>Jason Thompson, L</b> OBP: 0.401, SLG: 0.532 (1, 3)	1-3				P3					3	1	0	0	1	1	2											
<b>Dave Parker, L</b> OBP: 0.340, SLG: 0.465 (1, 9)										3	2	3	0	0	0	0											
<b>Lee Lacy, R</b> OBP: 0.363, SLG: 0.414 (7, 9)										1	0	0	0	0	1	0											
<b>Mike Easter, L</b> OBP: 0.350, SLG: 0.452 (1, 7)										2	1	0	0	1	0	3											
<b>Dale Berra, R</b> OBP: 0.310, SLG: 0.393 (1, 6)										4	0	2	3	0	0	1											
<b>Steve Nicosia, R</b> OBP: 0.366, SLG: 0.373 (1, 2)										1	0	1	0	1	0	0											
<b>Willie Stargell, L</b> OBP: 0.329, SLG: 0.444 (9, PH)										1	0	0	0	0	1	2											
<b>Tony Peña, R</b> OBP: 0.323, SLG: 0.436 (9, 2)										0	0	0	0	0	0	0											
<b>Rick Rhoden, R</b> OBP: 0.282, SLG: 0.467 (1, 1)										3	0	1	1	0	1	2											
<b>Kent Tekulve, R</b> OBP: 0.077, SLG: 0.077 (7, 1)										1	0	0	0	0	1	2											
<b>Inning Stats</b>	R: 0 E: 0 K: 1 S: 6	H: 1 LOB: 1 BB: 0 P: 6	R: 1 E: 0 K: 0 S: 5	H: 2 LOB: 2 BB: 1 P: 9	R: 0 E: 0 K: 0 S: 3	H: 1 LOB: 0 BB: 0 P: 3	R: 0 E: 0 K: 0 S: 3	H: 0 LOB: 0 BB: 0 P: 3	R: 3 E: 0 K: 1 S: 7	H: 2 LOB: 1 BB: 2 P: 15	R: 0 E: 0 K: 2 S: 7	H: 0 LOB: 0 BB: 0 P: 7	R: 0 E: 0 K: 3 S: 10	H: 1 LOB: 2 BB: 0 P: 11	1B: 6 2B: 3 3B: 0 HR: 0	SF: 0 SAC: 1 DP: 1 HBP: 1		WP: 0 PA: 36 PB: 0 SB: 0 CS: 0									
<b>PITCHER</b>	IP	WLS	BF	H	R	ER	SO	BB	IBB	HBP	BLK	WP	HR	S	P	ERA		WHIP									
<b>Larry Christenson, R</b> ERA: 3.61 (1, 1)	6.0	L	28	8	4	4	2	1	2	0	0	0	0	29	41	6.00	1.500										
<b>Sid Monge, L</b> ERA: 3.88 (7, 1)	1.1		6	1	0	0	3	0	0	1	0	0	0	11	12	0.00	0.750										
<b>Porfi Altamirano, R</b> ERA: 4.8 (8, 1)	0.2		2	0	0	0	2	0	0	0	0	0	0	6	6	0.00	0.000										



Batter	1	2	3	4	5	6	7	8	9	AB	R	H	RBI	BB	SO	LOB	TOP			
<b>Lonnie Smith, R</b> OBP: 0.390, SLG: 0.452 (1, 7)										4	0	1	0	0	3	0	<b>St. Louis Cardinals @ Philadelphia Phillies</b> <b>Veterans Stadium, Philadelphia, PA</b> Mon Sep 13 1982, 7:05 PM EDT Att: 40,109 - Unknown			
<b>Mike Ramsay, S</b> OBP: 0.305, SLG: 0.319 (1, 6)										4	0	0	0	0	2	1				
<b>Keith Hernandez, L</b> OBP: 0.395, SLG: 0.425 (1, 3)										3	0	2	0	0	0	0				
<b>George Hendrick, R</b> OBP: 0.310, SLG: 0.426 (1, 9)										3	0	0	0	0	1	2				
<b>David Green, R</b> OBP: 0.317, SLG: 0.380 (1, 8)										3	0	0	0	0	2	0				
<b>Gene Tenace, R</b> OBP: 0.489, SLG: 0.561 (1, 2)										3	0	0	0	0	0	0				
<b>Kelly Paris, R</b> OBP: 0.200, SLG: 0.200 (1, 5)										3	0	0	0	0	1	0				
<b>Tom Herr, S</b> OBP: 0.328, SLG: 0.310 (1, 4)										3	0	0	0	0	1	0				
<b>Bob Forsch, R</b> OBP: 0.229, SLG: 0.269 (1, 1)										2	0	0	0	0	1	0				
<b>Willie McGee, S</b> OBP: 0.335, SLG: 0.414 (9, PH)										1	0	0	0	0	1	0				
<b>Inning Stats</b>	R: 0 E: 0 K: 1 S: 5	H: 0 LOB: 0 BB: 0 P: 5	R: 0 E: 0 K: 1 S: 5	H: 0 LOB: 0 BB: 0 P: 5	R: 0 E: 0 K: 3 S: 9	H: 0 LOB: 0 BB: 0 P: 9	R: 0 E: 0 K: 1 S: 6	H: 1 LOB: 1 BB: 0 P: 6	R: 0 E: 0 K: 1 S: 5	H: 0 LOB: 0 BB: 0 P: 5	R: 0 E: 0 K: 1 S: 5	H: 1 LOB: 0 BB: 0 P: 5	R: 0 E: 0 K: 0 S: 3	H: 0 LOB: 0 BB: 0 P: 3	R: 0 E: 0 K: 3 S: 9	H: 0 LOB: 0 BB: 0 P: 9	1B: 2 2B: 1 3B: 0 HR: 0	SF: 0 SAC: 0 DP: 1 HBP: 0	WP: 0 PB: 0 SB: 1 CS: 0	PA: 29
<b>PITCHER</b> <b>Steve Carlton, L</b> ERA: 3.26 (1, 1)	IP: 9.0 WLS: W BF: 29 H: 3 R: 0 ER: 0 SO: 12 BB: 0 IBB: 0 HBP: 0 BLK: 1 WP: 0 HR: 0 S: 53 P: 53 ERA: 0.00 WHIP: 0.333															<b>PITCHER</b>				

Batter	1	2	3	4	5	6	7	8	9	AB	R	H	RBI	BB	SO	LOB	BOTTOM			
<b>Pete Rose, S</b> OBP: 0.339, SLG: 0.340 (1, 3)										4	0	0	0	0	0	0	<b>St. Louis Cardinals @ Philadelphia Phillies</b> <b>Veterans Stadium, Philadelphia, PA</b> Mon Sep 13 1982, 7:05 PM EDT Att: 40,109 - Unknown			
<b>Gary Matthews, R</b> OBP: 0.357, SLG: 0.447 (1, 7)										2	1	0	0	2	0	0				
<b>Bob Dernier, R</b> OBP: 0.318, SLG: 0.323 (9, 9)										0	0	0	0	0	0	0				
<b>Mike Schmidt, R</b> OBP: 0.425, SLG: 0.597 (1, 5)										4	0	1	1	0	0	1				
<b>Bo Diaz, R</b> OBP: 0.343, SLG: 0.466 (1, 2)										3	0	0	0	0	0	2				
<b>George Vukovich, L</b> OBP: 0.332, SLG: 0.404 (9, 7)										2	0	0	0	1	0	1				
<b>Gary Maddox, R</b> OBP: 0.312, SLG: 0.439 (1, 8)										3	0	0	0	0	0	2				
<b>Manny Trillo, R</b> OBP: 0.320, SLG: 0.323 (1, 4)										3	0	1	0	0	0	0				
<b>Ivan De Jesus, R</b> OBP: 0.312, SLG: 0.312 (1, 6)										2	0	0	0	1	0	1				
<b>Steve Carlton, L</b> OBP: 0.213, SLG: 0.315 (1, 1)										3	1	1	1	0	0	2				
<b>Inning Stats</b>	R: 1 E: 0 K: 0 S: 4	H: 1 LOB: 1 BB: 1 P: 8	R: 0 E: 0 K: 0 S: 4	H: 1 LOB: 0 BB: 0 P: 4	R: 0 E: 0 K: 0 S: 3	H: 0 LOB: 0 BB: 0 P: 3	R: 0 E: 0 K: 0 S: 3	H: 0 LOB: 0 BB: 0 P: 3	R: 1 E: 0 K: 0 S: 4	H: 1 LOB: 0 BB: 0 P: 4	R: 0 E: 0 K: 0 S: 3	H: 0 LOB: 2 BB: 2 P: 11	R: 0 E: 0 K: 0 S: 2	H: 0 LOB: 1 BB: 1 P: 6	R: 0 E: 0 K: 0 S: 3	H: 0 LOB: 0 BB: 0 P: 3	1B: 1 2B: 1 3B: 0 HR: 1	SF: 0 SAC: 0 DP: 0 HBP: 0	WP: 0 PB: 0 SB: 0 CS: 0	PA: 31
<b>PITCHER</b> <b>Bob Forsch, R</b> ERA: 3.55 (1, 1)	IP: 8.0 WLS: L BF: 30 H: 3 R: 2 ER: 2 SO: 0 BB: 3 IBB: 1 HBP: 0 BLK: 0 WP: 0 HR: 1 S: 26 P: 42 ERA: 2.25 WHIP: 0.750															<b>PITCHER</b>				

AB	29
R	0
H	3
RBI	0
BB	0
SO	12
LOB	3





Batter	1	2	3	4	5	6	7	8	9	AB	R	H	RBI	BB	SO	LOB	TOP			
Tom Herr, S OBP: 0.327, SLG: 0.310 (1, 4)										4	0	1	0	0	2	4	<b>St. Louis Cardinals @ Philadelphia Phillies</b> Veterans Stadium, Philadelphia, PA Tue Sep 14 1982, 7:05 PM EDT Att: 32,854 - Unknown			
Lonnie Smith, R OBP: 0.389, SLG: 0.451 (1, 7)										4	0	1	0	0	0	1				
Keith Hernandez, L OBP: 0.394, SLG: 0.424 (1, 3)										4	0	1	0	0	0	1				
George Hendrick, R OBP: 0.311, SLG: 0.425 (1, 9)										2	1	0	0	2	2	2				
Darrell Porter, L OBP: 0.356, SLG: 0.398 (1, 2)										3	1	2	2	1	1	2				
Willie McGee, S OBP: 0.332, SLG: 0.409 (1, 8)										4	0	0	0	0	0	3				
Ken Oberkfell, L OBP: 0.330, SLG: 0.346 (1, 5)										3	0	1	0	1	0	0				
Mike Ramsey, S OBP: 0.304, SLG: 0.314 (1, 6)										3	0	0	0	1	1	0				
John Stuper, R OBP: 0.162, SLG: 0.194 Bruce Sutter, R OBP: 0.143, SLG: 0.167 (8, 1)										3	0	1	0	0	2	3				
										1	0	0	0	0	0	0				
<b>Inning Stats</b>	R: 0 E: 0 K: 2 S: 9	H: 2 LOB: 2 BB: 0 P: 9	R: 0 E: 0 K: 0 S: 3	H: 0 LOB: 0 BB: 0 P: 3	R: 0 E: 0 K: 2 S: 7	H: 0 LOB: 0 BB: 0 P: 7	R: 2 E: 0 K: 0 S: 4	H: 2 LOB: 3 BB: 1 P: 8	R: 0 E: 0 K: 1 S: 5	H: 1 LOB: 0 BB: 0 P: 5	R: 0 E: 0 K: 1 S: 8	H: 1 LOB: 3 BB: 2 P: 16	R: 0 E: 0 K: 0 S: 3	H: 1 LOB: 2 BB: 0 P: 11	R: 0 E: 0 K: 0 S: 3	H: 0 LOB: 0 BB: 0 P: 3	1B: 5 2B: 1 3B: 0 HR: 1	SF: 0 SAC: 0 DP: 1 HBP: 0	WP: 1 PB: 0 SB: 0 CS: 2	PA: 37
<b>PITCHER</b>	IP WLS BF H R ER SO BB IBB HBP BLK WP HR S P ERA WHIP	IP WLS BF H R ER SO BB IBB HBP BLK WP HR S P ERA WHIP																		
Mike Krukow, R ERA: 3.04 Sid Monge, L ERA: 3.6	(1, 1) 7.2 L 32 7 2 2 8 3 2 0 0 0 1 1 43 63 2.35 1.304	(8, 1) 1.1 4 0 0 0 0 0 0 0 0 0 0 0 4 4 0.00 0.000																		

Batter	1	2	3	4	5	6	7	8	9	AB	R	H	RBI	BB	SO	LOB	BOTTOM			
Pete Rose, S OBP: 0.339, SLG: 0.339 (1, 3)										4	0	1	0	0	0	2	<b>St. Louis Cardinals @ Philadelphia Phillies</b> Veterans Stadium, Philadelphia, PA Tue Sep 14 1982, 7:05 PM EDT Att: 32,854 - Unknown			
Gary Matthews, R OBP: 0.358, SLG: 0.446 Luis Aguayo, R OBP: 0.239, SLG: 0.395 (1, 7) (9, 4)										3	0	1	0	1	0	0				
Mike Schmidt, R OBP: 0.424, SLG: 0.594 (1, 5)										4	0	1	0	0	1	3				
Bo Diaz, R OBP: 0.340, SLG: 0.462 (1, 2)										4	0	0	0	0	2	2				
George Vukovich, L OBP: 0.334, SLG: 0.401 (1, 9)										2	0	0	0	2	0	0				
Gary Maddox, R OBP: 0.308, SLG: 0.434 (1, 8)										4	0	0	0	0	0	4				
Manny Trillo, R OBP: 0.318, SLG: 0.321 Sid Monge, S OBP: 0.200, SLG: 0.111 Willie Montanez, L OBP: 0.283, SLG: 0.256 (1, 4) (8, 1) (9, PH)										3	0	0	0	0	1	3				
										0	0	0	0	0	0	0				
										1	0	0	0	0	0	1				
Ivan De Jesus, R OBP: 0.311, SLG: 0.311 Greg Gross, L OBP: 0.377, SLG: 0.325 (1, 6) (8, PH) (9, 7)										2	0	0	0	0	0	0				
										1	0	0	0	0	0	0				
Mike Krukow, R OBP: 0.191, SLG: 0.206 Dave Roberts, R OBP: 0.235, SLG: 0.219 Bob Molinaro, L OBP: 0.295, SLG: 0.261 Julio Franco, R OBP: 0.320, SLG: 0.304 (1, 1) (8, 4) (8, PH) (9, 6)										2	0	2	0	0	0	0				
										0	0	0	0	0	0	0				
										0	0	0	0	1	0	0				
										0	0	0	0	0	0	0				
<b>Inning Stats</b>	R: 0 E: 0 K: 0 S: 3	H: 0 LOB: 0 BB: 0 P: 3	R: 0 E: 0 K: 1 S: 5	H: 0 LOB: 0 BB: 0 P: 5	R: 0 E: 0 K: 1 S: 6	H: 1 LOB: 1 BB: 0 P: 6	R: 0 E: 0 K: 0 S: 4	H: 1 LOB: 3 BB: 2 P: 12	R: 0 E: 0 K: 0 S: 3	H: 1 LOB: 0 BB: 0 P: 3	R: 0 E: 0 K: 1 S: 5	H: 0 LOB: 0 BB: 0 P: 5	R: 0 E: 0 K: 0 S: 3	H: 0 LOB: 2 BB: 1 P: 8	R: 0 E: 0 K: 1 S: 5	H: 0 LOB: 1 BB: 1 P: 9	1B: 5 2B: 0 3B: 0 HR: 0	SF: 0 SAC: 0 DP: 2 HBP: 0	WP: 0 PB: 0 SB: 0 CS: 0	PA: 34
<b>PITCHER</b>	IP WLS BF H R ER SO BB IBB HBP BLK WP HR S P ERA WHIP	IP WLS BF H R ER SO BB IBB HBP BLK WP HR S P ERA WHIP																		
John Stuper, R ERA: 3.43 Bruce Sutter, R ERA: 3.29	(1, 1) 7.1 W 28 4 0 0 3 3 0 0 0 0 0 0 7 11 0.00 0.955	(8, 1) 1.2 S 6 1 0 0 1 1 0 0 0 0 0 0 7 11 0.00 1.200																		



Batter	1	2	3	4	5	6	7	8	9	AB	R	H	RBI	BB	SO	LOB	TOP					
Tom Herr, S (1,4) OBP: 0.326, SLG: 0.309	4-3		FC4-2-5 BB 1B		F4		2B SF9-5 1B		3-1	5	2	1	0	0	0	1						
Lonnie Smith, R (1,7) OBP: 0.392, SLG: 0.456 David Green, R (9,7) OBP: 0.317, SLG: 0.380	1B		1B		1B SF8 1B		2B SF9-5 1-3		F9	5	2	4	0	0	0	0						
Keith Hernandez, L (1,3) OBP: 0.397, SLG: 0.425	K		1B		1B		IBB		1B	3	1	2	0	2	1	1						
George Hendrick, R (1,9) OBP: 0.312, SLG: 0.426			1B		1B		2B SF9-5		F9	3	1	2	4	0	0	1						
Darrell Porter, L (1,2) OBP: 0.357, SLG: 0.405	F8		E9		F8		1B			4	2	2	1	0	0	2						
Willie McGee, S (1,8) OBP: 0.328, SLG: 0.405	K		4-3				6-3		K	4	0	0	0	0	2	2						
Ken Oberkfell, L (1,5) OBP: 0.328, SLG: 0.343	4-3				F4		F8		G3	4	0	0	0	0	0	2						
Mike Ramsey, S (1,6) OBP: 0.307, SLG: 0.322			4-3		4-3		4-3		1B	4	0	2	1	0	0	0						
Joaquin Andujar, S (1,1) OBP: 0.172, SLG: 0.207			4-3		1-3		6-3		K	4	0	0	0	0	1	2						
<b>Inning Stats</b>	R: 0 E: 0 K: 1 S: 5	H: 1 LOB: 0 BB: 0 P: 5	R: 0 E: 0 K: 1 S: 6	H: 1 LOB: 1 BB: 0 P: 6	R: 5 E: 1 K: 0 S: 7	H: 4 LOB: 0 BB: 1 P: 11	R: 0 E: 0 K: 0 S: 3	H: 0 LOB: 0 BB: 0 P: 3	R: 1 E: 0 K: 0 S: 5	H: 2 LOB: 1 BB: 0 P: 5	R: 0 E: 0 K: 0 S: 3	H: 0 LOB: 0 BB: 0 P: 3	R: 1 E: 0 K: 0 S: 4	H: 2 LOB: 1 BB: 1 P: 8	R: 1 E: 0 K: 2 S: 9	H: 2 LOB: 1 BB: 0 P: 9	R: 0 E: 0 K: 0 S: 4	H: 1 LOB: 1 BB: 0 P: 4	1B: 10 2B: 3 3B: 1 HR: 0	SF: 2 SAC: 0 DP: 1 HBP: 0	WP: 0 PB: 0 SB: 0 CS: 0	PA: 40
<b>PITCHER</b>	IP	WLS	BF	H	R	ER	SO	BB	IBB	HBP	BLK	WP	HR	S	P	ERA	WHIP					
John Denny, R (1,1) ERA: 5.09	3.0	L	15	6	5	3	2	1	0	0	0	0	0	18	22	9.00	2.333					
Stan Bahnsen, R (4,1) ERA: 3.09	3.0		11	2	1	1	0	0	0	0	0	0	0	11	11	3.00	0.667					
Dick Ruthven, R (7,1) ERA: 3.51	2.0		10	4	2	2	2	0	1	0	0	0	0	13	17	9.00	2.000					
Ron Reed, R (9,1) ERA: 2.76	1.0		4	1	0	0	0	0	0	0	0	0	0	4	4	0.00	1.000					

St. Louis Cardinals @ Philadelphia Phillies  
Veterans Stadium, Philadelphia, PA  
Wed Sep 15 1982, 7:05 PM EDT  
Att: 33,337 - Unknown

AB 36  
R 8  
H 13  
RBI 6  
BB 2  
SO 4  
LOB 11



Batter	1	2	3	4	5	6	7	8	9	AB	R	H	RBI	BB	SO	LOB	BOTTOM					
Pete Rose, S (1,3) OBP: 0.337, SLG: 0.337 Dick Ruthven, R (7,1) OBP: 0.109, SLG: 0.159 Ron Reed, R (9,1) OBP: 0.357, SLG: 0.364 Greg Gross, L (9,PH) OBP: 0.374, SLG: 0.322	4-3				4-3		K		G3	3	0	0	0	0	1	2						
Gary Matthews, R (1,7) OBP: 0.355, SLG: 0.443	K				5-3		G4-6-3		5-3	4	0	0	0	0	1	2						
Mike Schmidt, R (1,5) OBP: 0.421, SLG: 0.589	L6				F6		F9		F8	4	0	0	0	0	0	0						
Bo Diaz, R (1,2) OBP: 0.338, SLG: 0.459 Ozzie Virgil, R (8,2) OBP: 0.296, SLG: 0.328					K		L5			3	0	0	0	0	1	0						
George Vukovich, L (1,9) OBP: 0.334, SLG: 0.401	4-3				F8		1B			3	0	1	0	0	0	1						
Gary Maddox, R (1,8) OBP: 0.306, SLG: 0.430	6-3				FC5-4		F9			3	0	0	0	0	2							
Manny Trillo, R (1,4) OBP: 0.318, SLG: 0.321			K2-3		1B		6-3			3	0	1	0	0	1	0						
Ivan De Jesus, R (1,6) OBP: 0.312, SLG: 0.311 Bob Molinaro, L (8,PH) OBP: 0.291, SLG: 0.257 Luis Aquayo, R (9,6) OBP: 0.239, SLG: 0.395			6-3				BB		4-3	2	0	1	0	0	0	0						
John Denny, R (1,1) Len Matuszek, L (3,PH) OBP: 0.132, SLG: 0.114 Stan Bahnsen, R (4,1) Willie Montanez, L (6,PH) OBP: 0.292, SLG: 0.250			3-1				G4-6-3		G3	0	0	0	0	0	0	0						
<b>Inning Stats</b>	R: 0 E: 0 K: 1 S: 5	H: 0 LOB: 0 BB: 0 P: 5	R: 0 E: 0 K: 0 S: 3	H: 0 LOB: 0 BB: 0 P: 3	R: 0 E: 0 K: 1 S: 5	H: 0 LOB: 0 BB: 0 P: 5	R: 0 E: 0 K: 0 S: 3	H: 0 LOB: 0 BB: 0 P: 3	R: 0 E: 0 K: 1 S: 6	H: 1 LOB: 2 BB: 0 P: 6	R: 0 E: 0 K: 1 S: 5	H: 1 LOB: 1 BB: 1 P: 9	R: 0 E: 0 K: 0 S: 4	H: 1 LOB: 1 BB: 0 P: 4	R: 0 E: 0 K: 0 S: 3	H: 0 LOB: 0 BB: 0 P: 3	R: 0 E: 0 K: 0 S: 3	H: 0 LOB: 0 BB: 0 P: 3	1B: 3 2B: 0 3B: 0 HR: 0	SF: 0 SAC: 0 DP: 1 HBP: 0	WP: 1 PB: 0 SB: 0 CS: 0	PA: 30
<b>PITCHER</b>	IP	WLS	BF	H	R	ER	SO	BB	IBB	HBP	BLK	WP	HR	S	P	ERA	WHIP					
Joaquin Andujar, R (1,1) ERA: 2.56	9.0	W	30	3	0	0	4	1	0	0	0	1	0	37	41	0.00	0.444					

St. Louis Cardinals @ Philadelphia Phillies  
Veterans Stadium, Philadelphia, PA  
Wed Sep 15 1982, 7:05 PM EDT  
Att: 33,337 - Unknown

AB 29  
R 0  
H 3  
RBI 0  
BB 1  
SO 4  
LOB 7









Batter	1	2	3	4	5	6	7	8	9	AB	R	H	RBI	BB	SO	LOB	TOP										
Omar Moreno, L (1, 8) OBP: 0.287, SLG: 0.309 Jim Morrison, R (9, PH) OBP: 0.277, SLG: 0.430	0-0 S 1B		0-3 K		0-0 F5		0-3 K		0-0 F8	4	0	1	0	0	2	0	Pittsburgh Pirates @ Philadelphia Phillies Veterans Stadium, Philadelphia, PA Sat Sep 18 1982, 7:05 PM EDT Att: 31,468 - Unknown										
Johnny Ray, S (1, 4) OBP: 0.377, SLG: 0.386	0-0 F7		0-0 5-3		0-0 HR 1B		0-0 1B 1B		0-0 4-3	5	1	2	0	0	0	2											
Bill Madlock, R (1, 5) OBP: 0.372, SLG: 0.502	0-0 F7 1-2		0-0 1B		0-0 HR 1B		0-0 1B 1B		0-0 E S 1B	5	1	4	3	0	0	1											
Jason Thompson, L (1, 3) OBP: 0.399, SLG: 0.524	4-0 BB		0-0 4-3		0-0 4-3		0-3 K		0-3 K	4	0	0	0	1	2	4											
Dave Parker, L (1, 9) OBP: 0.332, SLG: 0.456	0-3 K				0-0 1B 2B		0-0 K		0-0 F8	4	1	1	0	0	2	4											
Mike Easter, L (1, 7) OBP: 0.350, SLG: 0.454 Lee Lacy, R (8, PH) OBP: 0.371, SLG: 0.415		0-0 F5			0-0 4-3 1B		0-0 1B		4-0 G5-4-3 BB	3	0	2	1	0	0	0											
Tony Peña, R (1, 2) OBP: 0.323, SLG: 0.430		0-0 F8			0-0 4-3 1B		0-3 K		0-0 F3	4	0	0	0	0	1	3											
Dale Berra, R (1, 6) OBP: 0.305, SLG: 0.395		0-0 1B			0-3 K		0-3 K		0-0 G5-4-3 1-2	4	0	1	0	0	2	3											
Don Robinson, R (1, 1) OBP: 0.310, SLG: 0.418 Brian Harper, R (9, PH) OBP: 0.300, SLG: 0.650		0-3 K			0-0 6-3		0-3 K		0-0 4-3 1B 2B	3	0	0	0	0	2	3											
Inning Stats	R: 0 E: 0 K: 1 S: 6	H: 1 LOB: 2 BB: 1 P: 10	R: 0 E: 0 K: 1 S: 6	H: 1 LOB: 1 BB: 0 P: 6	R: 0 E: 0 K: 1 S: 6	H: 1 LOB: 1 BB: 0 P: 6	R: 1 E: 0 K: 1 S: 7	H: 2 LOB: 1 BB: 0 P: 7	R: 2 E: 0 K: 3 S: 10	H: 2 LOB: 0 BB: 0 P: 7	R: 0 E: 0 K: 2 S: 9	H: 2 LOB: 2 BB: 0 P: 9	R: 0 E: 0 K: 0 S: 2	H: 0 LOB: 0 BB: 1 P: 6	R: 1 E: 0 K: 1 S: 7	H: 2 LOB: 1 BB: 0 P: 7		1B: 9 2B: 2 3B: 0 HR: 1	SF: 0 SAC: 0 DP: 1 HBP: 0	WP: 0 PB: 0 SB: 2 CS: 0	PA: 40						
PITCHER	IP	WLS	BF	H	R	ER	SO	BB	IBB	HBP	BLK	WP	HR	S	P	ERA	WHIP										
Larry Christenson, R (1, 1) ERA: 3.63 Sid Monge, L (7, 1) ERA: 3.82 Ron Reed, R (9, 1) ERA: 2.74	6.1	30	10	3	3	9	1	0	0	0	0	0	1	47	51	4.26	1.737										

Batter	1	2	3	4	5	6	7	8	9	AB	R	H	RBI	BB	SO	LOB	BOTTOM										
Garry Maddox, R (1, 8) OBP: 0.307, SLG: 0.432	0-0 6-3		0-0 F7		0-0 1B G6-4-3 2B		0-0 HR 1B			4	2	2	0	0	0	0	Pittsburgh Pirates @ Philadelphia Phillies Veterans Stadium, Philadelphia, PA Sat Sep 18 1982, 7:05 PM EDT Att: 31,468 - Unknown										
Pete Rose, S (1, 3) OBP: 0.342, SLG: 0.346	0-0 F7		0-0 F7		0-0 G6-4-3 1B		0-0 HR 1B			4	1	2	2	0	0	0											
Gary Matthews, R (1, 7) OBP: 0.356, SLG: 0.441	0-0 1B		0-0 E S 1B		0-0 G6-4-3 1-2 3-H F2		0-0 5-3			4	0	2	0	0	0	1											
Mike Schmidt, R (1, 5) OBP: 0.418, SLG: 0.580	0-3 K2-3		4-0 2B SF9 BB		0-0 F2				0-0 F4	3	0	0	0	1	1	1											
George Vukovich, L (1, 9) OBP: 0.333, SLG: 0.396		4-0 2B SF9 BB	0-3 K						0-0 F8	3	1	0	0	1	1	2											
Manny Trillo, R (1, 4) OBP: 0.317, SLG: 0.320	0-0 F6				0-0 F4				0-0 F8	4	0	0	0	0	0	1											
Ozzie Virgil, R (1, 2) OBP: 0.301, SLG: 0.403 Sid Monge, S (7, 1) OBP: 0.200, SLG: 0.111 Ron Reed, R (9, 1) OBP: 0.357, SLG: 0.364	0-0 1-3 2B				0-0 HR				0-3 K	3	1	2	1	0	1	0											
Ivan De Jesus, R (1, 6) OBP: 0.310, SLG: 0.312	0-0 SF9				0-0 F9				0-0 5-3	2	0	0	1	0	0	0											
Larry Christenson, R (1, 1) OBP: 0.108, SLG: 0.199 Dave Roberts, R (7, 2) OBP: 0.229, SLG: 0.212	0-3 K				0-0 4-3				0-3 K2-3	2	0	0	0	0	1	1											
Inning Stats	R: 0 E: 0 K: 1 S: 6	H: 1 LOB: 0 BB: 0 P: 6	R: 1 E: 0 K: 1 S: 6	H: 1 LOB: 1 BB: 1 P: 10	R: 0 E: 0 K: 1 S: 6	H: 1 LOB: 2 BB: 1 P: 10	R: 1 E: 0 K: 0 S: 4	H: 1 LOB: 0 BB: 0 P: 4	R: 1 E: 0 K: 0 S: 4	H: 2 LOB: 0 BB: 0 P: 4	R: 0 E: 0 K: 1 S: 5	H: 0 LOB: 0 BB: 0 P: 5	R: 2 E: 0 K: 1 S: 7	H: 2 LOB: 0 BB: 0 P: 7	R: 0 E: 0 K: 0 S: 3	H: 0 LOB: 0 BB: 0 P: 3		1B: 4 2B: 2 3B: 0 HR: 2	SF: 1 SAC: 0 DP: 1 HBP: 0	WP: 0 PB: 0 SB: 1 CS: 0	PA: 33						
PITCHER	IP	WLS	BF	H	R	ER	SO	BB	IBB	HBP	BLK	WP	HR	S	P	ERA	WHIP										
Don Robinson, R (1, 1) ERA: 4.15	8.0	L	33	8	5	5	5	2	0	0	0	0	2	41	49	5.62	1.250										









Batter	1	2	3	4	5	6	7	8	9	AB	R	H	RBI	BB	SO	LOB	TOP					
<b>Gary Maddox, R</b> OBP: 0.308, SLG: 0.428 (1, 8)	0-0 1B		0-3 K		0-0 1-2 1B		4-0 BB BB		0-0 5-3	4	0	2	0	1	1	0	Philadelphia Phillies @ St. Louis Cardinals Busch Stadium, St. Louis, MO Mon Sep 20 1982, 7:05 PM CDT Att: 35,899 - Unknown					
<b>Pete Rose, S</b> OBP: 0.340, SLG: 0.343 (1, 3)	0-0 F7		0-3 K		0-0 F7		4-0 1-2 BB		1-0 G5-4-3 HBP	3	0	0	0	1	1	3						
<b>Gary Matthews, R</b> OBP: 0.354, SLG: 0.437 (1, 7)	0-0 1-3 1B		0-3 K		0-0 5-3		0-0 F8		0-0 G5-4-3 1-2	5	0	1	0	0	1	3						
<b>Mike Schmidt, R</b> OBP: 0.413, SLG: 0.571 (1, 5)	0-3 K		0-0 F3		4-0 4-3 BB		0-0 F9			3	0	0	0	1	1	2						
<b>George Vukovich, L</b> OBP: 0.340, SLG: 0.403 (1, 9)	0-3 K		0-0 G4-3 1B		0-0 4-3 BB		4-0 1B 1B BB			3	0	1	0	1	1	3						
<b>Manny Trillo, R</b> OBP: 0.315, SLG: 0.317 (1, 4)		0-0 F9		0-0 G4-3 1-2		0-0 6-3		0-0 1B 1B		4	0	1	0	0	0	2						
<b>Ozzie Virgil, R</b> OBP: 0.309, SLG: 0.413 (1, 2)		0-0 L8		0-0 6-3		0-0 4-3 G3 2B		0-3 K		4	1	1	0	0	1	2						
<b>Ivan De Jesus, R</b> OBP: 0.310, SLG: 0.313 (8, PH)		0-0 1B		0-3 K		0-0 4-3		0-0 1B 1B		3	0	1	0	0	1	1						
<b>Greg Gross, L</b> OBP: 0.385, SLG: 0.336 (8, PH)		0-0 1B		0-0 K		0-0 2-3 G3		0-0 4-3		1	0	1	0	0	0	0						
<b>Luis Aguayo, R</b> OBP: 0.239, SLG: 0.395 (8, 6)		0-0 1-3		0-0 1B		0-0 1B		0-0 4-3		0	0	0	0	0	0	0						
<b>John Denny, R</b> Ed Farmer, R Bob Molinaro, L Tug McGraw, R Willie Montanez, L Porfi Altamirano, R OBP: 0.250, SLG: 0.250 (1, 1) (5, 1) (7, PH) (7, 1) (8, PH) (8, 1)		0-0 1-3		0-0 1B		0-0 1B		0-0 4-3		2	0	1	0	0	0	1						
<b>Inning Stats</b>	R: 0 E: 0 K: 2 S: 9	H: 2 LOB: 2 BB: 0 P: 9	R: 0 E: 0 K: 0 S: 4	H: 1 LOB: 1 BB: 0 P: 4	R: 0 E: 0 K: 3 S: 9	H: 0 LOB: 0 BB: 0 P: 9	R: 0 E: 0 K: 0 S: 3	H: 1 LOB: 0 BB: 0 P: 3	R: 0 E: 0 K: 1 S: 7	H: 2 LOB: 2 BB: 1 P: 7	R: 0 E: 0 K: 0 S: 3	H: 0 LOB: 1 BB: 1 P: 7	R: 1 E: 0 K: 0 S: 4	H: 1 LOB: 2 BB: 2 P: 12	R: 0 E: 0 K: 1 S: 7	H: 2 LOB: 3 BB: 1 P: 11	R: 0 E: 0 K: 0 S: 2	H: 0 LOB: 0 BB: 0 P: 3	1B: 8 2B: 1 3B: 0 HR: 0	SF: 0 SAC: 0 DP: 2 HBP: 1	WP: 0 PB: 0 SB: 0 CS: 0	PA: 39
<b>PITCHER</b>	IP WLS BF H R ER SO BB IBB HBP BLK WP HR S P ERA WHIP	IP WLS BF H R ER SO BB IBB HBP BLK WP HR S P ERA WHIP																				
<b>Joaquin Andujar, R</b> ERA: 2.53 (1, 1)	6.2 W 29 7 1 1 6 3 0 0 0 0 0 0 38 50 1.35 1.500																					
<b>Bruce Sutter, R</b> ERA: 3.04 (7, 1)	2.1 S 10 2 0 0 1 1 0 1 0 0 0 0 10 15 0.00 1.286																					

Batter	1	2	3	4	5	6	7	8	9	AB	R	H	RBI	BB	SO	LOB	BOTTOM			
<b>Tom Herr, S</b> OBP: 0.335, SLG: 0.314 (1, 4)	0-0 FC4-6 1B		0-0 4-3		4-0 1-3 2B BB		0-0 2B			3	2	2	0	1	0	1	Philadelphia Phillies @ St. Louis Cardinals Busch Stadium, St. Louis, MO Mon Sep 20 1982, 7:05 PM CDT Att: 35,899 - Unknown			
<b>Lonnie Smith, R</b> OBP: 0.390, SLG: 0.448 (1, 7)	4-0 FC4-6 1-3 BB		0-3 K		0-0 1-3 1-2		0-0 6-3			3	0	0	0	1	1	1				
<b>Keith Hernandez, L</b> OBP: 0.395, SLG: 0.418 (1, 3)	0-0 FC4-6 1B 1-2 3-H		0-0 4-3		4-0 2B IBB		0-3 K			3	1	0	1	1	1	1				
<b>George Hendrick, R</b> OBP: 0.319, SLG: 0.439 (1, 9)	0-0 FC6-4 1-3 1B		4-0 BB		0-0 1B 2B		0-0 F5			3	1	2	2	1	0	0				
<b>Darrell Porter, L</b> OBP: 0.346, SLG: 0.396 (1, 2)	0-3 K		0-0 4-3		4-0 1B FC2 IBB		0-0 L9			3	0	0	0	1	1	3				
<b>Willie McGee, S</b> OBP: 0.322, SLG: 0.397 (1, 8)	0-0 FC6-4 1-2		0-0 1-3		0-0 1-3 2-H 1B		0-0 F8			4	0	1	1	0	0	2				
<b>Ken Oberkfell, L</b> OBP: 0.330, SLG: 0.343 (1, 5)		0-0 3-1		0-0 F9		4-0 1-2 IBB		0-0 P6		3	0	0	0	1	0	0				
<b>Mike Ramsey, S</b> OBP: 0.315, SLG: 0.317 (1, 6)		4-0 BB		0-0 1B		0-3 K		0-0 4-3		3	0	1	0	1	1	3				
<b>Joaquin Andujar, S</b> OBP: 0.167, SLG: 0.200 (1, 1)		0-3 K		0-0 1-3		0-0 FC2		0-0 4-3		3	0	0	0	0	1	5				
<b>Bruce Sutter, R</b> OBP: 0.111, SLG: 0.125 (7, 1)										1	0	0	0	0	0	0				
<b>Inning Stats</b>	R: 1 E: 0 K: 1 S: 7	H: 2 LOB: 1 BB: 1 P: 11	R: 0 E: 0 K: 1 S: 5	H: 0 LOB: 1 BB: 1 P: 9	R: 0 E: 0 K: 0 S: 4	H: 1 LOB: 1 BB: 0 P: 4	R: 0 E: 0 K: 0 S: 4	H: 1 LOB: 0 BB: 0 P: 5	R: 0 E: 0 K: 0 S: 3	H: 0 LOB: 0 BB: 0 P: 3	R: 0 E: 0 K: 0 S: 3	H: 0 LOB: 0 BB: 0 P: 3	R: 0 E: 0 K: 0 S: 3	H: 0 LOB: 0 BB: 0 P: 3	R: 0 E: 0 K: 0 S: 3	H: 0 LOB: 0 BB: 0 P: 3	1B: 4 2B: 2 3B: 0 HR: 0	SF: 0 SAC: 0 DP: 0 HBP: 0	WP: 0 PB: 0 SB: 0 CS: 0	PA: 36
<b>PITCHER</b>	IP WLS BF H R ER SO BB IBB HBP BLK WP HR S P ERA WHIP	IP WLS BF H R ER SO BB IBB HBP BLK WP HR S P ERA WHIP																		
<b>John Denny, R</b> ERA: 5.15 (5, 1)	4.1 L 22 4 4 4 4 0 2 0 0 0 0 0 23 43 8.31 1.846																			
<b>Ed Farmer, R</b> ERA: 4.54 (7, 1)	1.2 8 2 0 0 2 0 0 0 0 0 0 0 3 3 0.00 0.000																			
<b>Tug McGraw, L</b> ERA: 4.14 (8, 1)	1.0 3 0 0 0 0 0 0 0 0 0 0 0 3 3 0.00 0.000																			
<b>Porfi Altamirano, R</b> ERA: 4.5 (8, 1)	1.0 3 0 0 0 0 0 0 0 0 0 0 0 3 3 0.00 0.000																			



Batter	1	2	3	4	5	6	7	8	9	AB	R	H	RBI	BB	SO	LOB	TOP					
<b>Bob Dernier, R</b> OBP: 0.316, SLG: 0.320 (1, 9)										4	0	1	0	1	0	4	<b>Philadelphia Phillies @ St. Louis Cardinals</b> Busch Stadium, St. Louis, MO Tue Sep 21 1982, 7:05 PM CDT Att: 38,942 - Unknown					
<b>Pete Rose, S</b> OBP: 0.341, SLG: 0.343 (1, 3)										3	1	1	2	1	0	5						
<b>Gary Matthews, R</b> OBP: 0.355, SLG: 0.436 (1, 7) <b>George Vukovich, L</b> OBP: 0.339, SLG: 0.402 (7, 7)										3	1	1	0	1	0	2						
<b>Mike Schmidt, R</b> OBP: 0.417, SLG: 0.578 (1, 5)										3	1	2	1	2	1	2						
<b>Garry Maddox, R</b> OBP: 0.306, SLG: 0.425 (1, 8)										5	0	1	2	0	0	5						
<b>Manny Trillo, R</b> OBP: 0.317, SLG: 0.319 (1, 4)										4	0	2	0	0	0	1						
<b>Ozzie Virgil, R</b> OBP: 0.318, SLG: 0.418 (1, 2)										4	0	2	0	0	1	1						
<b>Ivan De Jesus, R</b> OBP: 0.310, SLG: 0.312 (1, 6)										4	1	1	0	0	1	1						
<b>Steve Carlton, L</b> OBP: 0.226, SLG: 0.333 (1, 1)										3	1	2	0	0	0	2						
<b>Inning Stats</b>	R: 0 E: 0 K: 1 S: 6	H: 1 LOB: 2 BB: 1 P: 10	R: 0 E: 0 K: 1 S: 5	H: 0 LOB: 0 BB: 0 P: 5	R: 1 E: 1 K: 0 S: 4	H: 1 LOB: 0 BB: 0 P: 4	R: 1 E: 0 K: 0 S: 4	H: 2 LOB: 0 BB: 0 P: 4	R: 3 E: 1 K: 0 S: 7	H: 4 LOB: 2 BB: 1 P: 11	R: 0 E: 0 K: 1 S: 6	H: 2 LOB: 2 BB: 1 P: 10	R: 0 E: 0 K: 0 S: 2	H: 0 LOB: 1 BB: 2 P: 10	R: 0 E: 0 K: 0 S: 5	H: 2 LOB: 2 BB: 0 P: 5		R: 0 E: 0 K: 0 S: 3	H: 1 LOB: 0 BB: 0 P: 3	1B: 11 2B: 2 3B: 0 HR: 1	SF: 1 SAC: 1 DP: 4 HBP: 0	WP: 0 PB: 1 SB: 2 CS: 0
<b>PITCHER</b>	IP WLS BF H R ER SO BB IBB HBP BLK WP HR S P ERA WHIP	IP WLS BF H R ER SO BB IBB HBP BLK WP HR S P ERA WHIP																				
<b>Eric Rasmussen, R</b> ERA: 1.98 (1, 1)	4.2 L 22 6 5 1 2 2 0 0 0 0 1 24 32 1.93 1.714																					
<b>Jeff Lahti, R</b> ERA: 3.95 (5, 1)	1.1 7 4 0 0 1 1 0 0 0 0 0 8 12 0.00 3.750																					
<b>Steve Mura, R</b> ERA: 4.04 (7, 1)	3.0 12 3 0 0 0 2 0 0 0 0 0 10 18 0.00 1.667																					

Batter	1	2	3	4	5	6	7	8	9	AB	R	H	RBI	BB	SO	LOB	BOTTOM					
<b>Lonnie Smith, R</b> OBP: 0.388, SLG: 0.445 (1, 7)										5	1	1	1	0	2	1	<b>Philadelphia Phillies @ St. Louis Cardinals</b> Busch Stadium, St. Louis, MO Tue Sep 21 1982, 7:05 PM CDT Att: 38,942 - Unknown					
<b>Mike Ramsey, S</b> OBP: 0.313, SLG: 0.312 (1, 6)										4	0	0	0	1	1	2						
<b>Keith Hernandez, L</b> OBP: 0.395, SLG: 0.419 (1, 3)										4	0	2	1	0	1	1						
<b>George Hendrick, R</b> OBP: 0.322, SLG: 0.444 (1, 9)										4	0	3	0	0	1	1						
<b>Gene Tenace, R</b> OBP: 0.458, SLG: 0.535 (1, 2)										3	0	0	0	1	1	3						
<b>Willie McGee, S</b> OBP: 0.319, SLG: 0.393 (1, 8)										4	0	0	0	0	3	4						
<b>Kelly Paris, R</b> OBP: 0.077, SLG: 0.077 (1, 5)										4	0	0	0	0	2	1						
<b>Julio Gonzalez, R</b> OBP: 0.250, SLG: 0.311 (1, 4)										4	1	2	0	0	2	0						
<b>Eric Rasmussen, R</b> OBP: 0.077, SLG: 0.077 (5, 1) <b>Tito Landrum, R</b> OBP: 0.359, SLG: 0.414 (6, PH) <b>Steve Mura, R</b> OBP: 0.093, SLG: 0.058 (7, 1) <b>David Green, R</b> OBP: 0.316, SLG: 0.397 (9, PH)										1	0	0	0	0	1	1						
<b>Inning Stats</b>	R: 0 E: 0 K: 2 S: 7	H: 0 LOB: 1 BB: 1 P: 11	R: 0 E: 0 K: 0 S: 3	H: 0 LOB: 0 BB: 0 P: 3	R: 2 E: 0 K: 0 S: 7	H: 4 LOB: 2 BB: 0 P: 7	R: 0 E: 0 K: 3 S: 10	H: 1 LOB: 1 BB: 0 P: 10	R: 0 E: 0 K: 2 S: 9	H: 2 LOB: 3 BB: 1 P: 13	R: 0 E: 0 K: 1 S: 5	H: 0 LOB: 0 BB: 0 P: 5	R: 0 E: 0 K: 2 S: 7	H: 0 LOB: 0 BB: 0 P: 7	R: 0 E: 0 K: 3 S: 10	H: 1 LOB: 1 BB: 0 P: 10		R: 0 E: 0 K: 1 S: 6	H: 1 LOB: 1 BB: 0 P: 6	1B: 7 2B: 2 3B: 0 HR: 0	SF: 0 SAC: 1 DP: 0 HBP: 0	WP: 3 PB: 0 SB: 1 CS: 0
<b>PITCHER</b>	IP WLS BF H R ER SO BB IBB HBP BLK WP HR S P ERA WHIP	IP WLS BF H R ER SO BB IBB HBP BLK WP HR S P ERA WHIP																				
<b>Steve Carlton, L</b> ERA: 3.29 (1, 1)	9.0 W 38 9 2 2 14 2 0 0 0 3 0 64 72 2.00 1.222																					



Batter	1	2	3	4	5	6	7	8	9	AB	R	H	RBI	BB	SO	LOB	TOP					
<b>Gary Maddox, R</b> OBP: 0.303, SLG: 0.420 (1, 8)										4	0	0	0	0	1	1	<b>Philadelphia Phillies @ Montreal Expos</b> Olympic Stadium, Montreal, QB Wed Sep 22 1982, 7:05 PM EDT Att: 18,123 - Unknown					
<b>Pete Rose, S</b> OBP: 0.342, SLG: 0.342 (1, 3)										2	1	0	0	2	0	1						
<b>Gary Matthews, R</b> OBP: 0.356, SLG: 0.439 (1, 7)										3	0	1	1	1	2	1						
<b>Mike Schmidt, R</b> OBP: 0.414, SLG: 0.574 <b>Julio Franco, R</b> OBP: 0.320, SLG: 0.304 (8, 5)										4	0	0	0	0	2	4						
<b>George Vukovich, L</b> OBP: 0.338, SLG: 0.400 (1, 9)										4	1	1	0	0	0	2						
<b>Manny Trillo, R</b> OBP: 0.316, SLG: 0.318 (1, 4)										4	0	1	0	0	1	1						
<b>Ozzie Virgil, R</b> OBP: 0.315, SLG: 0.402 (1, 2)										3	1	0	0	1	2	1						
<b>Ivan De Jesus, R</b> OBP: 0.310, SLG: 0.316 (1, 6)										4	1	1	2	0	0	1						
<b>Dick Ruthven, R</b> Ed Farmer, R Bob Montgomery, R Marty Bystrom, R Tug McGraw, L Prof Altamirano, R Jay Baller, R Lew Niekirk, L (1, 1)										1	0	0	0	0	0	0						
<b>Inning Stats</b>	R: 0 E: 0 K: 1 S: 5	H: 0 LOB: 0 BB: 0 P: 5	R: 0 E: 0 K: 1 S: 5	H: 0 LOB: 0 BB: 0 P: 5	R: 0 E: 0 K: 1 S: 5	H: 0 LOB: 0 BB: 1 P: 5	R: 1 E: 0 K: 0 S: 4	H: 1 LOB: 1 BB: 1 P: 8	R: 0 E: 0 K: 1 S: 5	H: 0 LOB: 0 BB: 0 P: 5	R: 0 E: 0 K: 1 S: 6	H: 1 LOB: 2 BB: 1 P: 10	R: 3 E: 0 K: 1 S: 7	H: 2 LOB: 0 BB: 1 P: 11	R: 0 E: 0 K: 2 S: 7	H: 0 LOB: 1 BB: 1 P: 11		R: 0 E: 0 K: 1 S: 6	H: 1 LOB: 1 BB: 0 P: 6	1B: 3 2B: 0 3B: 2 HR: 0	SF: 0 SAC: 0 DP: 0 HBP: 0	WP: 0 PB: 0 SB: 0 CS: 0
<b>PITCHER</b> <b>Bill Gullickson, R</b> ERA: 3.56 (1, 1)	IP: 9.0 WLS: W BF: 36 H: 5 R: 4 ER: 4 SO: 9 BB: 4 IBB: 0 HBP: 0 BLK: 0 WP: 0 HR: 0 S: 50 P: 66 ERA: 4.00 WHIP: 1.000																					

Batter	1	2	3	4	5	6	7	8	9	AB	R	H	RBI	BB	SO	LOB	BOTTOM	
<b>Tim Raines, S</b> OBP: 0.350, SLG: 0.359 (1, 7)										5	1	1	0	0	0	2	<b>Philadelphia Phillies @ Montreal Expos</b> Olympic Stadium, Montreal, QB Wed Sep 22 1982, 7:05 PM EDT Att: 18,123 - Unknown	
<b>Andra Dawson, R</b> OBP: 0.340, SLG: 0.493 (1, 8)										4	0	0	1	0	2	0		
<b>Al Oliver, L</b> OBP: 0.393, SLG: 0.528 <b>Joel Youngblood, R</b> OBP: 0.296, SLG: 0.319 (1, 3)										4	1	1	0	0	2	0		
<b>Gary Carter, R</b> OBP: 0.390, SLG: 0.536 (1, 2)										5	3	4	1	0	0	0		
<b>Tim Wallach, R</b> OBP: 0.315, SLG: 0.449 (1, 5)										5	2	2	0	0	1	4		
<b>Warren Cromartie, L</b> OBP: 0.346, SLG: 0.403 (1, 9)										3	2	3	1	2	0	0		
<b>Chris Speier, R</b> OBP: 0.324, SLG: 0.371 (1, 6)										5	1	3	8	0	1	3		
<b>Doug Flynn, R</b> OBP: 0.243, SLG: 0.275 (1, 4)										3	0	1	0	1	1	3		
<b>Bill Gullickson, R</b> OBP: 0.128, SLG: 0.156 (1, 1)										4	0	0	0	0	1	4		
<b>Inning Stats</b>	R: 0 E: 0 K: 1 S: 5	H: 3 LOB: 1 BB: 1 P: 12	R: 2 E: 0 K: 1 S: 8	H: 3 LOB: 2 BB: 1 P: 12	R: 1 E: 0 K: 1 S: 6	H: 1 LOB: 0 BB: 0 P: 6	R: 1 E: 0 K: 1 S: 7	H: 2 LOB: 2 BB: 1 P: 11	R: 0 E: 0 K: 1 S: 5	H: 0 LOB: 0 BB: 0 P: 5	R: 3 E: 0 K: 0 S: 7	H: 4 LOB: 1 BB: 0 P: 7	R: 1 E: 1 K: 2 S: 10	H: 2 LOB: 2 BB: 0 P: 10	1B: 11 2B: 1 3B: 1 HR: 2	SF: 1 SAC: 0 DP: 0 HBP: 0		WP: 0 PB: 0 SB: 1 CS: 0
<b>PITCHER</b> <b>Dick Ruthven, R</b> ERA: 3.69 <b>Ed Farmer, R</b> ERA: 4.52 <b>Marty Bystrom, R</b> ERA: 4.65 <b>Tug McGraw, L</b> ERA: 4.58 <b>Prof Altamirano, R</b> ERA: 4.88 (1, 1)	IP: 2.2 WLS: L BF: 16 H: 6 R: 5 ER: 5 SO: 2 BB: 1 IBB: 1 HBP: 0 BLK: 0 WP: 0 HR: 0 S: 18 P: 26 ERA: 16.88 WHIP: 2.625																	



Batter	1	2	3	4	5	6	7	8	9	10	11	AB	R	H	RBI	BB	SO	LOB	TOP								
Greg Gross, L OBP: 0.386, SLG: 0.339 (1, 9)	F4-3			G6-3 1B			SH 1B	K			SH5-4	4	0	2	0	0	1	2									
Pete Rose, S OBP: 0.341, SLG: 0.340 (1, 3)	F4-3			K			SH 1-3		F8		2B SF9 IBB	3	1	0	0	1	1	1									
Gary Matthews, R OBP: 0.354, SLG: 0.439 Bob Dernier, R OBP: 0.316, SLG: 0.320 (1, 7) (11, 9)	6-3			G6-3 1-2			5-3		F8		1-3 2B	5	0	1	1	0	0	3									
Mike Schmidt, R OBP: 0.416, SLG: 0.572 (1, 5)																											
Bo Diaz, R OBP: 0.335, SLG: 0.453 (1, 2)																											
Gary Maddox, R OBP: 0.302, SLG: 0.417 (1, 8)																											
Manny Trillo, R OBP: 0.316, SLG: 0.318 (1, 4)																											
Ivan De Jesus, R OBP: 0.311, SLG: 0.318 (1, 6)																											
Larry Christenson, R OBP: 0.306, SLG: 0.364 Bob Molinaro, R OBP: 0.287, SLG: 0.293 George Vukovich, L OBP: 0.187, SLG: 0.184 Ed Farmer, R OBP: 0.344, SLG: 0.402 Tug McGraw, R OBP: 0.256, SLG: 0.259 (1, 1) (8, PH) (8, 1) (11, PH) (11, 1) (11, 1)																											
<b>Inning Stats</b>	R: 0 E: 0 K: 0 S: 3	H: 0 LOB: 0 BB: 0 P: 3	R: 0 E: 0 K: 2 S: 7	H: 0 LOB: 0 BB: 0 P: 7	R: 0 E: 0 K: 1 S: 5	H: 0 LOB: 0 BB: 0 P: 5	R: 0 E: 0 K: 1 S: 5	H: 1 LOB: 0 BB: 0 P: 5	R: 0 E: 0 K: 1 S: 5	H: 0 LOB: 0 BB: 0 P: 5	R: 0 E: 1 K: 0 S: 4	H: 1 LOB: 2 BB: 1 P: 8	R: 0 E: 0 K: 2 S: 8	H: 1 LOB: 2 BB: 0 P: 9	R: 0 E: 0 K: 0 S: 3	H: 1 LOB: 1 BB: 0 P: 3	R: 0 E: 0 K: 1 S: 6	H: 2 LOB: 2 BB: 0 P: 6	R: 2 E: 0 K: 0 S: 5	H: 2 LOB: 2 BB: 2 P: 13	1B: 6 2B: 2 3B: 0 HR: 0	SF: 1 SAC: 2 DP: 2 HBP: 1	WP: 0 PB: 0 SB: 0 CS: 0	PA: 42			
<b>PITCHER</b> Steve Rogers, R ERA: 2.41 (1, 1)	IP 11.0	WLS L	BF 42	H 8	R 2	ER 2	SO 8	BB 0	IBB 3	HBP 1	BLK 0	WP 0	HR 0	S 54	P 67	ERA 1.64	WHIP 0.727										

Philadelphia Phillies @ Montreal Expos  
Olympic Stadium, Montreal, QB  
Thu Sep 23 1982, 7:05 PM EDT  
Att: 14,762 - Unknown

AB 35  
R 2  
H 8  
RBI 2  
BB 3  
SO 8  
LOB 14



Batter	1	2	3	4	5	6	7	8	9	10	11	AB	R	H	RBI	BB	SO	LOB	BOTTOM								
Tim Raines, S OBP: 0.349, SLG: 0.358 (1, 7)	F7			4-3																							
Jerry White, S OBP: 0.303, SLG: 0.372 Andre Dawson, R OBP: 0.340, SLG: 0.492 (9, PR) (10, 8)	K			F9																							
Ken Phelps, L OBP: 0.333, SLG: 0.333 Joel Youngblood, R OBP: 0.259, SLG: 0.319 (11, PH) (11, PH)																											
Al Oliver, L OBP: 0.393, SLG: 0.525 (1, 3)																											
Gary Carter, R OBP: 0.387, SLG: 0.531 (1, 2)	P4																										
Tim Wallach, R OBP: 0.313, SLG: 0.445 (1, 5)																											
Warren Cromartie, L OBP: 0.347, SLG: 0.405 (1, 9)																											
Chris Speier, R OBP: 0.324, SLG: 0.373 Bryan Little, S OBP: 0.333, SLG: 0.258 (8, PR) (9, 6)																											
Doug Flynn, R OBP: 0.241, SLG: 0.273 (1, 4)																											
Steve Rogers, R ERA: 3.52 Ron Reed, R ERA: 2.05 Ed Farmer, R ERA: 4.02 Tug McGraw, L ERA: 4.54 Porfi Altamirano, R ERA: 4.56 (1, 1) (8, 1) (11, 1) (11, 1) (11, 1)																											
<b>Inning Stats</b>	R: 0 E: 0 K: 1 S: 5	H: 0 LOB: 1 BB: 1 P: 9	R: 0 E: 0 K: 0 S: 3	H: 0 LOB: 1 BB: 1 P: 7	R: 0 E: 0 K: 0 S: 3	H: 0 LOB: 0 BB: 0 P: 3	R: 0 E: 0 K: 0 S: 3	H: 0 LOB: 0 BB: 0 P: 3	R: 0 E: 0 K: 2 S: 7	H: 0 LOB: 0 BB: 0 P: 7	R: 0 E: 0 K: 1 S: 5	H: 0 LOB: 0 BB: 0 P: 5	R: 0 E: 0 K: 0 S: 4	H: 1 LOB: 2 BB: 0 P: 4	R: 0 E: 0 K: 0 S: 3	H: 0 LOB: 1 BB: 0 P: 4	R: 0 E: 0 K: 1 S: 5	H: 0 LOB: 0 BB: 0 P: 5	R: 0 E: 0 K: 2 S: 9	H: 2 LOB: 3 BB: 1 P: 13	1B: 2 2B: 2 3B: 0 HR: 0	SF: 0 SAC: 1 DP: 0 HBP: 1	WP: 0 PB: 0 SB: 1 CS: 0	PA: 41			
<b>PITCHER</b> Larry Christenson, R ERA: 3.52 Ron Reed, R ERA: 2.05 Ed Farmer, R ERA: 4.02 Tug McGraw, L ERA: 4.54 Porfi Altamirano, R ERA: 4.56 (1, 1) (8, 1) (11, 1) (11, 1) (11, 1)	IP 7.0	WLS W	BF 24	H 1	R 0	ER 0	SO 6	BB 2	IBB 0	HBP 0	BLK 0	WP 0	HR 0	S 34	P 42	ERA 0.00	WHIP 0.429										

Philadelphia Phillies @ Montreal Expos  
Olympic Stadium, Montreal, QB  
Thu Sep 23 1982, 7:05 PM EDT  
Att: 14,762 - Unknown

AB 36  
R 0  
H 4  
RBI 0  
BB 3  
SO 9  
LOB 21





Batter	1	2	3	4	5	6	7	8	9	AB	R	H	RBI	BB	SO	LOB	TOP										
Gary Maddox, R OBP: 0.303, SLG: 0.422	F9		2B		2B		F8		FC6-4	5	0	2	0	0	0	1	Philadelphia Phillies @ New York Mets Shea Stadium, Flushing, NY Fri Sep 24 1982, 7:05 PM EDT Att: 7,661 - Unknown										
Pete Rose, S OBP: 0.343, SLG: 0.341	4-3		K		BB				FC6-4	4	0	2	0	1	1												
Gary Matthews, R OBP: 0.355, SLG: 0.437					L7				FC6-4	4	1	1	0	1	0	4											
Bob Dernier, R OBP: 0.316, SLG: 0.320				G6-3	BB		F9		FC6-4	0	0	0	0	0	0	0											
Mike Schmidt, R OBP: 0.416, SLG: 0.570	P5			G6-3	BB	WP	F9			2	1	0	0	2	0	2											
Bo Diaz, R OBP: 0.332, SLG: 0.449		6-3		G6-3		F3		F9		4	0	0	0	0	0	3											
George Vukovich, L OBP: 0.339, SLG: 0.400	F5			E3				6-3		4	0	1	1	0	0	0											
Manny Trillo, R OBP: 0.315, SLG: 0.317	6-3			F9		5-3				4	0	1	0	0	0	2											
Ivan De Jesus, R OBP: 0.311, SLG: 0.316			F9		F8			P6		3	0	0	0	1	0	1											
Mike Krukow, R OBP: 0.181, SLG: 0.194			K		6-3		4-3		FC6-4	3	0	0	0	0	1	2											
Ron Reed, R OBP: 0.400, SLG: 0.417								1B		1	0	1	0	0	0	0											
<b>Inning Stats</b>	R: 0 E: 0 K: 0 S: 4	H: 1 LOB: 1 BB: 0 P: 4	R: 0 E: 0 K: 0 S: 3	H: 0 LOB: 0 BB: 0 P: 3	R: 0 E: 0 K: 2 S: 8	H: 1 LOB: 1 BB: 0 P: 8	R: 1 E: 1 K: 0 S: 3	H: 0 LOB: 1 BB: 2 P: 11	R: 0 E: 0 K: 0 S: 4	H: 1 LOB: 2 BB: 1 P: 8	R: 1 E: 0 K: 0 S: 4	H: 1 LOB: 1 BB: 0 P: 4	R: 0 E: 0 K: 0 S: 4	H: 1 LOB: 1 BB: 0 P: 4	R: 0 E: 0 K: 0 S: 4	H: 2 LOB: 1 BB: 0 P: 4	1B: 6 2B: 2 3B: 0 HR: 0	SF: 0 SAC: 0 DP: 1 HBP: 0	WP: 1 PB: 1 SB: 0 CS: 1	PA: 39							
<b>PITCHER</b>	IP	WLS	BF	H	R	ER	SO	BB	IBB	HBP	BLK	WP	HR	S	P	ERA	WHIP										
Walt Terrell, R ERA: 3.29	(1, 1)	7.0	L	31	5	2	1	2	4	1	0	0	0	30	50	1.29	1.286										
Terry Leach, R ERA: 5.35	(8, 1)	2.0	S	8	3	0	0	0	0	0	0	0	0	8	8	0.00	1.500										

Batter	1	2	3	4	5	6	7	8	9	AB	R	H	RBI	BB	SO	LOB	BOTTOM										
Mookie Wilson, S OBP: 0.313, SLG: 0.372	F7		F7		K		6-3		F7	5	0	0	0	0	1	3	Philadelphia Phillies @ New York Mets Shea Stadium, Flushing, NY Fri Sep 24 1982, 7:05 PM EDT Att: 7,661 - Unknown										
Ron Hodges, L OBP: 0.370, SLG: 0.394	5-3		K			BB	4-3		K	5	0	1	0	0	2	3											
George Foster, R OBP: 0.310, SLG: 0.367		HBP				K		FC5-2		2	0	1	0	1	1	1											
Dave Kingman, R OBP: 0.292, SLG: 0.453	F7		K			BB		FC5-2		3	0	0	0	1	1	4											
Gary Rajsich, L OBP: 0.308, SLG: 0.352		G6-4-3				CS		L7		3	0	2	0	1	0	1											
Hubie Brooks, R OBP: 0.306, SLG: 0.318		G6-4-3			K		K		F9	3	0	0	0	1	2	5											
Ron Gardenhire, R OBP: 0.279, SLG: 0.305		G6-4-3			K		L7			2	0	0	0	0	1	2											
Rusty Staub, L OBP: 0.311, SLG: 0.327		G6-4-3			K					1	0	0	0	0	0	3											
Mike Howard, S OBP: 0.346, SLG: 0.350					K				HR	1	1	1	1	0	0	0											
Brian Giles, R OBP: 0.260, SLG: 0.315		1-3					5-3		P4	4	0	0	0	0	0	1											
Walt Terrell, L OBP: 0.500, SLG: 0.500					K					2	0	1	0	0	1	0											
Rusty Tillman, R OBP: 0.250, SLG: 0.375										1	0	1	0	0	0	0											
Terry Leach, R OBP: 0.167, SLG: 0.167										0	0	0	0	0	0	0											
Mike Jorgensen, L OBP: 0.364, SLG: 0.333										1	0	1	0	0	0	0											
John Stearns, R OBP: 0.348, SLG: 0.415							2B		1B	0	0	0	0	0	0	0											
<b>Inning Stats</b>	R: 0 E: 0 K: 0 S: 3	H: 0 LOB: 1 BB: 0 P: 4	R: 0 E: 0 K: 0 S: 3	H: 1 LOB: 1 BB: 1 P: 7	R: 0 E: 0 K: 2 S: 8	H: 1 LOB: 0 BB: 0 P: 12	R: 0 E: 0 K: 2 S: 7	H: 1 LOB: 0 BB: 0 P: 7	R: 0 E: 0 K: 2 S: 7	H: 1 LOB: 0 BB: 1 P: 7	R: 0 E: 0 K: 2 S: 7	H: 1 LOB: 0 BB: 0 P: 7	R: 0 E: 0 K: 0 S: 4	H: 1 LOB: 1 BB: 0 P: 4	R: 0 E: 0 K: 0 S: 4	H: 1 LOB: 1 BB: 0 P: 4	R: 1 E: 0 K: 1 S: 7	H: 2 LOB: 1 BB: 0 P: 7	1B: 5 2B: 1 3B: 1 HR: 1	SF: 0 SAC: 0 DP: 1 HBP: 1	WP: 0 PB: 0 SB: 0 CS: 1	PA: 38					
<b>PITCHER</b>	IP	WLS	BF	H	R	ER	SO	BB	IBB	HBP	BLK	WP	HR	S	P	ERA	WHIP										
Mike Krukow, R ERA: 3.12	(1, 1)	7.0	W	30	6	0	8	4	0	1	0	0	0	41	58	0.00	1.429										
Ron Reed, R ERA: 2.69	(8, 1)	2.0	S	8	2	1	1	0	0	0	0	0	1	10	10	4.50	1.000										



Batter	1	2	3	4	5	6	7	8	9	AB	R	H	RBI	BB	SO	LOB	TOP			
Greg Gross, L (1.9) OBP: 0.375, SLG: 0.328	0-0 4-3		0-0 4-3			0-0 G6-3		0-0 4-3		4	0	0	0	0	0	1	Philadelphia Phillies @ New York Mets Shea Stadium, Flushing, NY Sat Sep 25 1982, 3:33 AM EDT Att: 8,870 - Unknown			
Pete Rose, S (1.3) OBP: 0.343, SLG: 0.340	0-0 F7			0-0 F8		0-0 F8		0-0 1B		4	0	1	0	0	0	0				
Gary Matthews, R (1.7) OBP: 0.356, SLG: 0.438	0-0 6-3			0-0 1B		0-0 1B	0-0 E 1B	0-0 F8		4	0	2	0	0	0	1				
Mike Schmidt, R (1.5) OBP: 0.415, SLG: 0.567		0-3 K		0-0 F7		0-0 1B	0-0 E 1B	0-0 P4		4	0	1	0	0	1	1				
Garry Maddox, R (1.8) OBP: 0.303, SLG: 0.420	0-0 5-3			0-0 F9		0-0 1B	0-0 E6	0-0 1B		4	0	1	0	0	0	3				
Ozzie Virgil, R (1.2) OBP: 0.312, SLG: 0.430	0-0 HR			0-0 L8		0-0 L8	0-0 P5	0-0 L8		4	1	1	1	0	0	4				
Manny Trillo, R (1.4) OBP: 0.313, SLG: 0.315	0-0 L5			0-0 L9		0-0 L9	0-0 F2	0-0 1-3		4	0	0	0	0	0	4				
Ivan De Jesus, R (1.6) OBP: 0.309, SLG: 0.315		0-3 K		0-0 5-3		0-0 5-3	0-0 F3			2	0	0	0	0	1	0				
Bob Molinaro, L (7. PH) OBP: 0.292, SLG: 0.250										1	0	0	0	0	0	3				
Luis Aguayo, R (7.6) OBP: 0.239, SLG: 0.395										0	0	0	0	0	0	0				
Steve Carlton, L (1.1) OBP: 0.232, SLG: 0.337				0-0 F8		0-0 G6-3		0-0 4-3		2	0	1	0	0	0	0				
George Vukovich, L (8. PH) OBP: 0.339, SLG: 0.399										1	0	0	0	0	0	0				
Porfi Altamirano, R (8.1) OBP: 0.250, SLG: 0.250										0	0	0	0	0	0	0				
<b>Inning Stats</b>	R: 0 E: 0 K: 0 S: 3	H: 0 LOB: 0 BB: 0 P: 3	R: 1 E: 0 K: 1 S: 6	H: 1 LOB: 0 BB: 0 P: 6	R: 0 E: 0 K: 1 S: 5	H: 0 LOB: 0 BB: 0 P: 5	R: 0 E: 0 K: 0 S: 4	H: 1 LOB: 1 BB: 0 P: 4	R: 0 E: 0 K: 0 S: 3	H: 0 LOB: 0 BB: 0 P: 3	R: 0 E: 1 K: 0 S: 6	H: 2 LOB: 3 BB: 0 P: 6	R: 0 E: 0 K: 0 S: 4	H: 1 LOB: 1 BB: 0 P: 4	R: 0 E: 0 K: 0 S: 4	H: 1 LOB: 1 BB: 0 P: 4	1B: 6 2B: 0 3B: 0 HR: 1	SF: 0 SAC: 0 DP: 1 HBP: 0	WP: 0 PB: 0 SB: 0 CS: 0	PA: 34
<b>PITCHER</b> Craig Swan, R (1.1) ERA: 3.35	IP: 9.0 WLS: W BF: 34 H: 7 R: 1 ER: 1 SO: 2 BB: 0 IBB: 0 HBP: 0 BLK: 0 WP: 0 HR: 1 S: 38 P: 38 ERA: 1.00 WHIP: 0.778															<b>PITCHER</b>				

AB	34
R	1
H	7
RBI	1
BB	0
SO	2
LOB	17



Batter	1	2	3	4	5	6	7	8	9	AB	R	H	RBI	BB	SO	LOB	BOTTOM			
Mookie Wilson, S (1.8) OBP: 0.313, SLG: 0.371	0-3 K		0-0 5-3		0-0 G3			0-0 SH2-4 1B		4	0	1	0	0	1	0	Philadelphia Phillies @ New York Mets Shea Stadium, Flushing, NY Sat Sep 25 1982, 3:33 AM EDT Att: 8,870 - Unknown			
Ron Gardenhire, R (1.6) OBP: 0.282, SLG: 0.308	0-0 1B		0-0 CS 1B		0-3 K		0-0 SH2-4	0-0 1-2		3	0	2	0	0	1	0				
George Foster, R (1.7) OBP: 0.308, SLG: 0.364	0-3 K		0-3 K		0-3 K		0-3 K	0-3 K		4	0	0	0	0	4	3				
Mike Howard, S (9.7) OBP: 0.346, SLG: 0.350	0-0 K		0-0 K		0-0 K		0-0 K	0-0 L6		0	0	0	0	0	0	0				
Dave Kingman, R (1.3) OBP: 0.292, SLG: 0.451	0-0 F7			4-0 1B BB		0-3 K		0-0 L6		3	1	0	0	1	1	2				
Mike Jorgensen, L (9.3) OBP: 0.304, SLG: 0.333				0-0 1B BB		0-0 K		0-0 L6		0	0	0	0	0	0	0				
Ellis Valentine, R (1.9) OBP: 0.287, SLG: 0.396		0-0 E7 2B 1B		0-0 1B 1-2 1B		0-0 K		0-0 L6		3	1	2	0	0	0	0				
Hubie Brooks, R (1.5) OBP: 0.306, SLG: 0.319		0-0 5-3		0-0 1B 1-3 2H 1B		0-0 K		0-0 L6		3	0	1	1	0	0	1				
Brian Giles, R (1.4) OBP: 0.262, SLG: 0.325		0-0 2B		0-3 K		0-0 K		0-0 L6		3	0	1	1	0	1	2				
Bruce Bochy, R (1.2) OBP: 0.372, SLG: 0.564		0-0 6-3		0-3 K		0-0 K		0-0 L7		3	0	0	0	0	1	3				
Craig Swan, R (1.1) OBP: 0.294, SLG: 0.273		0-3 K		0-3 K		0-3 K		0-3 K		3	0	0	0	0	3	3				
<b>Inning Stats</b>	R: 0 E: 0 K: 2 S: 8	H: 1 LOB: 1 BB: 0 P: 8	R: 1 E: 1 K: 1 S: 7	H: 2 LOB: 1 BB: 0 P: 7	R: 0 E: 0 K: 1 S: 5	H: 1 LOB: 0 BB: 0 P: 5	R: 1 E: 0 K: 3 S: 11	H: 2 LOB: 2 BB: 1 P: 15	R: 0 E: 0 K: 2 S: 7	H: 0 LOB: 0 BB: 0 P: 7	R: 0 E: 0 K: 1 S: 5	H: 0 LOB: 0 BB: 0 P: 5	R: 0 E: 0 K: 1 S: 5	H: 0 LOB: 0 BB: 0 P: 5	R: 0 E: 0 K: 1 S: 6	H: 1 LOB: 1 BB: 0 P: 6	1B: 6 2B: 1 3B: 0 HR: 0	SF: 0 SAC: 1 DP: 0 HBP: 0	WP: 0 PB: 0 SB: 0 CS: 1	PA: 31
<b>PITCHER</b> Steve Carlton, L (1.1) ERA: 3.27	IP: 7.0 WLS: L BF: 27 H: 6 R: 2 ER: 2 SO: 11 BB: 1 IBB: 0 HBP: 0 BLK: 0 WP: 0 HR: 0 S: 48 P: 52 ERA: 2.57 WHIP: 1.000															<b>PITCHER</b>				
<b>PITCHER</b> Porfi Altamirano, R (8.1) ERA: 4.46	IP: 1.0 WLS: L BF: 4 H: 1 R: 0 ER: 0 SO: 1 BB: 0 IBB: 0 HBP: 0 BLK: 0 WP: 0 HR: 0 S: 6 P: 6 ERA: 0.00 WHIP: 1.000															<b>PITCHER</b>				

AB	29
R	2
H	7
RBI	2
BB	1
SO	12
LOB	14





Batter	1	2	3	4	5	6	7	8	9	AB	R	H	RBI	BB	SO	LOB	TOP			
<b>Gary Maddox, R</b> OBP: 0.306, SLG: 0.425 (1, 8)										5	0	3	0	0	1	3	<b>Philadelphia Phillies @ New York Mets</b> Shea Stadium, Flushing, NY Sun Sep 26 1982, 3:33 AM EDT Att: 16,384 - Unknown			
<b>Pete Rose, S</b> OBP: 0.345, SLG: 0.340 (1, 3)										3	1	1	1	2	0	2				
<b>Gary Matthews, R</b> OBP: 0.354, SLG: 0.438 (1, 7)										4	1	1	1	0	0	4				
<b>Mike Schmidt, R</b> OBP: 0.413, SLG: 0.562 (1, 5)										4	0	0	0	1	1	5				
<b>George Vukovich, L</b> OBP: 0.333, SLG: 0.393 (1, 9)										5	0	0	1	0	1	7				
<b>Ozzie Virgil, R</b> OBP: 0.309, SLG: 0.416 (9, PH)										3	0	0	0	1	2	0				
<b>Greg Gross, L</b> OBP: 0.372, SLG: 0.326 (9, PH)										1	0	0	0	0	1	0				
<b>Luis Aguayo, R</b> OBP: 0.309, SLG: 0.435 (9, PH)										3	1	3	1	1	0	0				
<b>Willie Montanez, L</b> OBP: 0.280, SLG: 0.239 (9, PH)										1	0	0	0	0	0	0				
<b>Ivan De Jesus, R</b> OBP: 0.309, SLG: 0.313 (1, 6)										3	1	0	0	1	2	5				
<b>John Denny, R</b> OBP: 0.400, SLG: 0.250 (7, PH)										2	0	0	0	1	0	1				
<b>Bob Molinaro, L</b> OBP: 0.279, SLG: 0.247 (7, PH)										1	0	0	0	0	0	1				
<b>Ed Farmer, R</b> (7, 1)										0	0	0	0	0	0	0				
<b>Tug McGraw, R</b> (7, 1)										0	0	0	0	0	0	0				
<b>Inning Stats</b>	R: 2 E: 0 K: 1 S: 7	H: 2 LOB: 3 BB: 3 P: 19	R: 0 E: 0 K: 0 S: 4	H: 1 LOB: 1 BB: 0 P: 4	R: 0 E: 0 K: 2 S: 7	H: 0 LOB: 0 BB: 0 P: 7	R: 2 E: 1 K: 1 S: 7	H: 1 LOB: 3 BB: 3 P: 19	R: 0 E: 0 K: 1 S: 6	H: 1 LOB: 2 BB: 1 P: 8	R: 0 E: 0 K: 1 S: 6	H: 1 LOB: 1 BB: 0 P: 6	R: 0 E: 0 K: 0 S: 4	H: 1 LOB: 1 BB: 0 P: 4	R: 0 E: 0 K: 2 S: 7	H: 0 LOB: 0 BB: 0 P: 7	1B: 6 2B: 2 3B: 0 HR: 0	SF: 1 SAC: 0 DP: 0 HBP: 0	WP: 0 PB: 0 SB: 1 CS: 0	PA: 43
<b>PITCHER</b>	IP WLS BF H R ER SO BB IBB HBP BLK WP HR S P ERA WHIP																			
<b>Rick Ownbey, R</b> ERA: 3.75 (1, 1)	4.0	23	4	4	4	4	6	0	0	0	0	0	0	25	49	9.00	2.500			
<b>Pat Zachry, R</b> ERA: 4.01 (5, 1)	2.0	9	2	0	0	1	1	0	0	0	0	0	0	10	14	0.00	1.500			
<b>Charlie Puleo, R</b> ERA: 4.47 (7, 1)	3.0	W 11	2	0	0	3	0	0	0	0	0	0	0	17	17	0.00	0.667			

AB	35
R	4
H	8
RBI	4
BB	7
SO	8
LOB	28



Batter	1	2	3	4	5	6	7	8	9	AB	R	H	RBI	BB	SO	LOB	BOTTOM			
<b>Mike Howard, S</b> OBP: 0.323, SLG: 0.292 (8, 7)										4	1	0	0	1	1	1	<b>Philadelphia Phillies @ New York Mets</b> Shea Stadium, Flushing, NY Sun Sep 26 1982, 3:33 AM EDT Att: 16,384 - Unknown			
<b>Ron Gardenhire, R</b> OBP: 0.286, SLG: 0.312 (1, 6)										5	1	3	0	0	0	0				
<b>Ellis Valentine, R</b> OBP: 0.289, SLG: 0.399 (1, 9)										5	1	2	1	0	1	1				
<b>Dave Kingman, R</b> OBP: 0.292, SLG: 0.448 (1, 3)										3	0	0	0	1	2	4				
<b>Mike Jorgensen, L</b> OBP: 0.304, SLG: 0.333 (9, 3)										0	0	0	0	0	0	0				
<b>Gary Rajsich, L</b> OBP: 0.308, SLG: 0.347 (7, PH)										2	1	0	0	1	1	3				
<b>Mookie Wilson, S</b> OBP: 0.314, SLG: 0.372 (8, 8)										1	0	1	2	0	0	0				
<b>Ron Hodges, L</b> OBP: 0.384, SLG: 0.386 (1, 2)										4	0	0	0	0	1	5				
<b>Hubie Brooks, R</b> OBP: 0.310, SLG: 0.332 (1, 5)										4	2	3	2	0	1	2				
<b>Brian Giles, R</b> OBP: 0.269, SLG: 0.325 (1, 4)										3	0	1	0	1	0	1				
<b>Rick Ownbey, R</b> OBP: 0.294, SLG: 0.200 (4, PH)										1	0	0	1	0	0	1				
<b>Rusty Tillman, R</b> OBP: 0.222, SLG: 0.333 (5, 1)										1	0	0	0	0	1	0				
<b>Pat Zachry, R</b> OBP: 0.103, SLG: 0.079 (6, PH)										0	0	0	0	0	0	0				
<b>Rusty Staub, L</b> OBP: 0.310, SLG: 0.325 (7, 1)										1	0	0	0	0	1	0				
<b>Charlie Puleo, R</b> OBP: 0.180, SLG: 0.125 (7, 1)										1	0	0	0	0	0	3				
<b>Inning Stats</b>	R: 0 E: 0 K: 3 S: 10	H: 1 LOB: 1 BB: 0 P: 10	R: 2 E: 0 K: 1 S: 7	H: 2 LOB: 1 BB: 1 P: 11	R: 0 E: 0 K: 0 S: 5	H: 2 LOB: 2 BB: 0 P: 5	R: 1 E: 0 K: 1 S: 6	H: 1 LOB: 0 BB: 0 P: 6	R: 0 E: 0 K: 2 S: 8	H: 0 LOB: 1 BB: 0 P: 8	R: 0 E: 0 K: 0 S: 4	H: 1 LOB: 1 BB: 0 P: 4	R: 3 E: 0 K: 1 S: 8	H: 3 LOB: 3 BB: 3 P: 20	R: 0 E: 0 K: 0 S: 3	H: 0 LOB: 0 BB: 0 P: 3	1B: 7 2B: 2 3B: 0 HR: 1	SF: 0 SAC: 0 DP: 0 HBP: 0	WP: 1 PB: 0 SB: 0 CS: 0	PA: 39
<b>PITCHER</b>	IP WLS BF H R ER SO BB IBB HBP BLK WP HR S P ERA WHIP																			
<b>John Denny, R</b> ERA: 5.16 (1, 1)	6.0	27	7	3	3	7	1	0	0	0	0	0	0	2	10	4.50	1.333			
<b>Ed Farmer, R</b> ERA: 4.69 (7, 1)	0.0	L 4	2	3	3	0	1	1	0	0	0	0	0	2	10	∞	∞			
<b>Tug McGraw, L</b> ERA: 4.31 (7, 1)	2.0	8	1	0	0	1	0	1	0	0	1	0	0	9	13	0.00	0.500			

AB	35
R	6
H	10
RBI	6
BB	4
SO	8
LOB	22









Batter	1	2	3	4	5	6	7	8	9	AB	R	H	RBI	BB	SO	LOB	TOP								
<b>23 Ryne Sandberg, R</b> (1, 4) OBP: 0.307, SLG: 0.362	0-3 K		0-0 6-3		0-0 F4			1-0 CS HBP		3	0	0	0	0	1	1	<b>Chicago Cubs @ Philadelphia Phillies</b> Veterans Stadium, Philadelphia, PA Tue Sep 28 1982, 7:05 PM EDT Att: 14,431 - Unknown								
<b>Mel Hall, L</b> (1, 8) OBP: 0.307, SLG: 0.362	0-3 K		0-3 K			0-0 3-1		0-0 F9 1-2		4	0	0	0	0	2	1									
<b>Bill Buckner, L</b> (1, 3) OBP: 0.339, SLG: 0.438	0-0 F7			0-0 F7		0-0 HR		0-0 F3		4	1	1	1	0	0	0									
<b>Leon Durham, L</b> (1, 9) OBP: 0.382, SLG: 0.518		0-0 1B 2B 1B		0-0 F9		0-0 1B		0-3 K S		4	1	2	0	0	1	0									
<b>Keith Moreland, R</b> (1, 2) OBP: 0.329, SLG: 0.406		0-0 2B 1-2 8-2 1B		4-0 BB		0-3 K		0-0 F7 1-2		3	0	1	0	1	1	1									
<b>Pat Tabler, R</b> (1, 5) OBP: 0.313, SLG: 0.387		0-3 K		0-0 F9			0-3 K		0-0 F7	3	0	0	0	0	2	3									
<b>Jay Johnstone, L</b> (9, PH) OBP: 0.343, SLG: 0.406									0-0 F7	1	0	0	0	0	0	1									
<b>Scott Thompson, L</b> (1, 7) OBP: 0.364, SLG: 0.377		0-0 1-3 2-H 2B			0-0 1B		0-0 2B		0-0 F8	4	0	3	1	0	0	1									
<b>Scott Fletcher, R</b> (1, 6) OBP: 0.333, SLG: 0.143		0-0 8-2			0-3 K		0-0 4-3			3	0	0	0	0	1	4									
<b>Doug Bird, R</b> (1, 1) OBP: 0.148, SLG: 0.167			0-3 K							3	0	0	0	0	3	2									
<b>Lee Smith, R</b> (8, 1) OBP: 0.116, SLG: 0.250					0-3 K					0	0	0	0	0	0	0									
<b>Inning Stats</b>	R: 0 E: 0 K: 2 S: 7	H: 0 LOB: 0 BB: 0 P: 7	R: 1 E: 0 K: 1 S: 7	H: 3 LOB: 1 BB: 0 P: 7	R: 0 E: 0 K: 2 S: 3	H: 0 LOB: 0 BB: 1 P: 7	R: 0 E: 0 K: 0 S: 3	H: 0 LOB: 1 BB: 0 P: 7	R: 0 E: 0 K: 2 S: 8	H: 1 LOB: 1 BB: 0 P: 8	R: 1 E: 0 K: 1 S: 6	H: 2 LOB: 0 BB: 0 P: 6	R: 0 E: 0 K: 2 S: 8	H: 1 LOB: 1 BB: 0 P: 8	R: 0 E: 0 K: 0 S: 2	H: 0 LOB: 0 BB: 0 P: 3	R: 0 E: 0 K: 1 S: 6	H: 0 LOB: 1 BB: 0 P: 6	1B: 4 2B: 3 3B: 0 HR: 1	SF: 0 SAC: 0 DP: 1 HBP: 1	WP: 1 PB: 0 SB: 1 CS: 1	PA: 34			
<b>PITCHER</b>	IP	WLS	BF	H	R	ER	SO	BB	IBB	HBP	BLK	WP	HR	S	P	ERA	WHIP								
<b>Larry Christenson, R</b> (1, 1) ERA: 3.47	8.0	W	30	7	2	2	10	1	0	1	0	0	1	48	53	2.25	1.000								
<b>Ron Reed, R</b> (9, 1) ERA: 2.66	1.0	S	4	0	0	0	1	0	0	0	0	1	0	6	6	0.00	0.000								

AB	32
R	2
H	7
RBI	2
BB	1
SO	11
LOB	14



Batter	1	2	3	4	5	6	7	8	9	AB	R	H	RBI	BB	SO	LOB	BOTTOM								
<b>Garry Maddox, R</b> (1, 8) OBP: 0.305, SLG: 0.422	0-0 S 1B		0-0 6-3			0-0 F9		0-0 F4 1-2		4	0	1	0	0	0	1	<b>Chicago Cubs @ Philadelphia Phillies</b> Veterans Stadium, Philadelphia, PA Tue Sep 28 1982, 7:05 PM EDT Att: 14,431 - Unknown								
<b>Pete Rose, S</b> (1, 3) OBP: 0.343, SLG: 0.338	0-0 6-3 1-2			0-0 4-3		0-0 L3		0-0 2-H 1B		4	0	1	1	0	0	1									
<b>Gary Matthews, R</b> (1, 7) OBP: 0.352, SLG: 0.434				0-0 F9		0-0 6-3 2B 1B		0-3 K		4	1	1	0	0	1	2									
<b>Mike Schmidt, R</b> (1, 5) OBP: 0.409, SLG: 0.555				0-0 F7		0-0 6-3 1-2		0-0 F2		4	0	0	0	0	1	3									
<b>Bo Diaz, R</b> (1, 2) OBP: 0.332, SLG: 0.451		0-3 K		0-0 F7 2-H		0-0 2B		0-0 F7		3	0	1	1	0	1	0									
<b>Alejandro Sanchez, R</b> (1, 9) OBP: 0.500, SLG: 1.250		0-0 L6		0-0 5-3			0-0 HR			3	1	1	1	0	0	1									
<b>Ron Reed, R</b> (9, 1) OBP: 0.400, SLG: 0.417										0	0	0	0	0	0	0									
<b>Manny Trillo, R</b> (1, 4) OBP: 0.313, SLG: 0.314		0-0 F9			0-0 F8		1-0 HBP			2	0	0	0	0	0	0									
<b>Ivan De Jesus, R</b> (1, 6) OBP: 0.309, SLG: 0.312			0-0 5-3		0-0 4-3		0-0 1-3			3	0	0	0	0	0	1									
<b>Larry Christenson, R</b> (1, 1) OBP: 0.101, SLG: 0.149			0-3 K		0-0 5-3			0-0 S 1B 1B		2	0	0	0	0	1	0									
<b>Greg Gross, L</b> (8, PH) OBP: 0.372, SLG: 0.326										1	0	1	0	0	0	0									
<b>Bob Dernier, R</b> (8, PH) OBP: 0.316, SLG: 0.320										0	1	0	0	0	0	0									
<b>Inning Stats</b>	R: 0 E: 0 K: 0 S: 4	H: 1 LOB: 1 BB: 0 P: 4	R: 0 E: 0 K: 1 S: 5	H: 0 LOB: 0 BB: 0 P: 5	R: 0 E: 0 K: 1 S: 5	H: 0 LOB: 0 BB: 0 P: 5	R: 1 E: 0 K: 0 S: 5	H: 2 LOB: 1 BB: 0 P: 5	R: 0 E: 0 K: 0 S: 3	H: 0 LOB: 0 BB: 0 P: 3	R: 0 E: 0 K: 0 S: 3	H: 0 LOB: 0 BB: 0 P: 3	R: 1 E: 0 K: 1 S: 6	H: 1 LOB: 1 BB: 0 P: 7	R: 1 E: 0 K: 1 S: 7	H: 2 LOB: 1 BB: 0 P: 7	R: 0 E: 0 K: 0 S: 2	H: 0 LOB: 0 BB: 0 P: 3	1B: 4 2B: 1 3B: 0 HR: 1	SF: 0 SAC: 0 DP: 0 HBP: 1	WP: 0 PB: 0 SB: 2 CS: 0	PA: 31			
<b>PITCHER</b>	IP	WLS	BF	H	R	ER	SO	BB	IBB	HBP	BLK	WP	HR	S	P	ERA	WHIP								
<b>Doug Bird, R</b> (1, 1) ERA: 5.21	7.0	L	27	5	3	3	3	0	0	1	0	0	0	32	33	3.86	0.714								
<b>Lee Smith, R</b> (8, 1) ERA: 2.6	1.0		4	1	0	0	1	0	0	0	0	0	0	6	6	0.00	1.000								





Batter	1	2	3	4	5	6	7	8	9	AB	R	H	RBI	BB	SO	LOB	TOP			
Tim Raines, S (1,7) OBP: 0.354, SLG: 0.366	F5		F8			L5			1B	4	0	1	0	0	0	1	<b>Montreal Expos @ Philadelphia Phillies</b> Veterans Stadium, Philadelphia, PA Wed Sep 29 1982, 7:05 PM EDT Att: 16,024 - Unknown <a href="http://livebaseballscorecards.com">livebaseballscorecards.com</a>			
Andre Dawson, R (1,8) OBP: 0.338, SLG: 0.490	F8			F8		F4			F9	4	0	0	0	0	1					
Al Oliver, L (1,3) OBP: 0.392, SLG: 0.517	F7			5-3					F8	4	0	0	0	0	1					
Gary Carter, R (1,2) OBP: 0.382, SLG: 0.515		F9		L5					5-3	4	0	0	0	0	1					
Tim Wallach, R (1,5) OBP: 0.312, SLG: 0.461		6-3			K				F8	3	0	0	0	1	1					
Chris Speier, R (1,6) OBP: 0.318, SLG: 0.363		F8			F3				FC5-4	3	0	0	0	0	1					
Joel Youngblood, R (1,9) OBP: 0.299, SLG: 0.318			4-3						F8	3	0	1	0	0	0					
Doug Flynn, R (1,4) OBP: 0.238, SLG: 0.271			F8		F1-3				F5-3	3	0	0	0	0	1					
Bryn Smith, R (1,1) (6, PH)										0	0	0	0	1	0					
Bryan Little, S (6, PH) OBP: 0.324, SLG: 0.250										1	0	0	0	0	1					
Ray Burris, R (6,1) OBP: 0.298, SLG: 0.214										0	0	0	0	0	0					
Dan Norman, R (8, PH) OBP: 0.288, SLG: 0.348										1	0	0	0	0	1					
Dan Schatzeder, L (8,1) OBP: 0.296, SLG: 0.231										0	0	0	0	0	0					
<b>Inning Stats</b>	R: 0 E: 0 K: 0 S: 3	H: 0 LOB: 0 BB: 0 P: 3	R: 0 E: 0 K: 0 S: 3	H: 0 LOB: 0 BB: 0 P: 3	R: 0 E: 0 K: 0 S: 3	H: 0 LOB: 1 BB: 1 P: 7	R: 0 E: 0 K: 0 S: 3	H: 0 LOB: 0 BB: 0 P: 3	R: 0 E: 0 K: 1 S: 6	H: 1 LOB: 1 BB: 0 P: 6	R: 0 E: 0 K: 0 S: 4	H: 0 LOB: 1 BB: 0 P: 4	R: 0 E: 0 K: 1 S: 5	H: 0 LOB: 0 BB: 0 P: 5	R: 0 E: 0 K: 0 S: 4	H: 1 LOB: 1 BB: 0 P: 4	1B: 2 2B: 0 3B: 0 HR: 0	SF: 0 SAC: 0 DP: 0 HBP: 0	WP: 0 PB: 0 SB: 0 CS: 0	PA: 31
<b>PITCHER</b> Steve Carlton, L (1,1) ERA: 3.17	IP: 9.0 WLS: W BF: 31 H: 2 R: 0 ER: 0 SO: 3 BB: 1 IBB: 0 HBP: 0 BLK: 0 WP: 0 HR: 0 S: 36 P: 40 ERA: 0.00 WHIP: 0.333																			

Batter	1	2	3	4	5	6	7	8	9	AB	R	H	RBI	BB	SO	LOB	BOTTOM			
Garry Maddox, R (1,8) OBP: 0.307, SLG: 0.427	5-3 1B	6-3 1B			F8			5-3		4	2	2	1	0	0	0	<b>Montreal Expos @ Philadelphia Phillies</b> Veterans Stadium, Philadelphia, PA Wed Sep 29 1982, 7:05 PM EDT Att: 16,024 - Unknown <a href="http://livebaseballscorecards.com">livebaseballscorecards.com</a>			
Pete Rose, S (1,3) OBP: 0.341, SLG: 0.336	6-3 1-2	F4-3 2H			K			F8		4	0	0	1	0	1	1				
Gary Matthews, R (1,7) OBP: 0.351, SLG: 0.433	5-3 2-3	5-3			5-3					4	0	1	0	0	0	1				
Bob Dernier, R (9,9) OBP: 0.316, SLG: 0.320										0	0	0	0	0	0	0				
Mike Schmidt, R (1,5) OBP: 0.408, SLG: 0.553					K			F7		4	0	1	1	0	2	1				
Bo Diaz, R (1,2) OBP: 0.332, SLG: 0.450					6-3 1-2			F8		3	0	1	0	0	0	0				
George Vukovich, L (1,9) OBP: 0.331, SLG: 0.389	F4-3 1-2				K			1-3		3	0	0	0	0	1	2				
Manny Trillo, R (1,4) OBP: 0.313, SLG: 0.315					F4-3 2B			1-6-3		3	1	1	0	0	0	0				
Ivan De Jesus, R (1,6) OBP: 0.309, SLG: 0.314					6-3 2H			F7		3	1	1	1	0	0	0				
Steve Carlton, L (1,1) OBP: 0.224, SLG: 0.327					F4-3 2B			K		3	0	0	0	0	2	1				
<b>Inning Stats</b>	R: 1 E: 0 K: 0 S: 6	H: 3 LOB: 2 BB: 0 P: 6	R: 3 E: 0 K: 0 S: 6	H: 3 LOB: 0 BB: 0 P: 6	R: 0 E: 0 K: 2 S: 7	H: 0 LOB: 0 BB: 0 P: 7	R: 0 E: 0 K: 1 S: 5	H: 0 LOB: 0 BB: 0 P: 5	R: 0 E: 0 K: 0 S: 3	H: 0 LOB: 0 BB: 0 P: 3	R: 0 E: 0 K: 1 S: 5	H: 0 LOB: 0 BB: 0 P: 5	R: 0 E: 0 K: 1 S: 6	H: 1 LOB: 1 BB: 0 P: 6	R: 0 E: 0 K: 1 S: 6	H: 1 LOB: 1 BB: 0 P: 6	1B: 4 2B: 2 3B: 1 HR: 0	SF: 0 SAC: 0 DP: 0 HBP: 0	WP: 0 PB: 0 SB: 0 CS: 0	PA: 31
<b>PITCHER</b> Bryn Smith, R (1,1) ERA: 4.2	IP: 5.0 WLS: L BF: 21 H: 6 R: 4 ER: 4 SO: 4 BB: 0 IBB: 0 HBP: 0 BLK: 0 WP: 0 HR: 0 S: 29 P: 29 ERA: 7.20 WHIP: 1.200																			
Ray Burris, R (6,1) ERA: 4.5	IP: 2.0 WLS: 0 BF: 6 H: 0 R: 0 ER: 0 SO: 1 BB: 0 IBB: 0 HBP: 0 BLK: 0 WP: 0 HR: 0 S: 8 P: 8 ERA: 0.00 WHIP: 0.000																			
Dan Schatzeder, L (8,1) ERA: 5.4	IP: 1.0 WLS: 0 BF: 4 H: 1 R: 0 ER: 0 SO: 1 BB: 0 IBB: 0 HBP: 0 BLK: 0 WP: 0 HR: 0 S: 6 P: 6 ERA: 0.00 WHIP: 1.000																			



Batter	1	2	3	4	5	6	7	8	9	AB	R	H	RBI	BB	SO	LOB	TOP					
Tim Raines, S (1, 7) OBP: 0.354, SLG: 0.364										2	2	0	0	2	0	2	<b>Montreal Expos @ Philadelphia Phillies</b> Veterans Stadium, Philadelphia, PA Thu Sep 30 1982, 7:05 PM EDT Att: 15,439 - Unknown					
Andra Dawson, R (1, 8) OBP: 0.336, SLG: 0.487										4	0	0	0	0	1	3						
Al Oliver, L (1, 3) OBP: 0.392, SLG: 0.519										4	1	2	1	0	1	1						
Gary Carter, R (1, 2) OBP: 0.381, SLG: 0.513										4	0	1	1	0	0	2						
Tim Wallach, R (1, 5) OBP: 0.313, SLG: 0.466										3	1	1	2	1	0	2						
Warren Cromartie, L (1, 9) OBP: 0.347, SLG: 0.402										4	0	0	0	0	3	1						
Chris Speier, R (1, 6)										4	0	0	0	0	2	0						
Doug Flynn, R (1, 4) OBP: 0.239, SLG: 0.272																						
Wallace Johnson, S (9, PH) OBP: 0.292, SLG: 0.288										3	0	1	0	0	0	0						
Bryan Little, S (9, 4) OBP: 0.324, SLG: 0.250										1	0	0	0	0	0	0						
Scott Sanderson, R (1, 1) OBP: 0.183, SLG: 0.246										0	0	0	0	0	0	0						
Ray Burris, R (6, 1) OBP: 0.259, SLG: 0.214										0	0	0	0	0	0	0						
Dan Schatzeder, L (6, 1) OBP: 0.286, SLG: 0.231										0	0	0	0	0	0	0						
Ken Phelps, L (7, PH) OBP: 0.375, SLG: 0.286										1	0	0	0	0	1	0						
Jeff Reardon, R (7, 1) OBP: 0.100, SLG: 0.200										0	0	0	0	0	0	0						
<b>Inning Stats</b>	R: 3 E: 0 K: 1 S: 7	H: 2 LOB: 0 BB: 1 P: 11	R: 0 E: 0 K: 0 S: 4	H: 1 LOB: 1 BB: 0 P: 4	R: 0 E: 0 K: 1 S: 6	H: 1 LOB: 0 BB: 0 P: 6	R: 0 E: 0 K: 1 S: 5	H: 0 LOB: 0 BB: 0 P: 5	R: 0 E: 0 K: 0 S: 2	H: 0 LOB: 0 BB: 0 P: 3	R: 0 E: 0 K: 1 S: 5	H: 0 LOB: 1 BB: 1 P: 9	R: 0 E: 0 K: 2 S: 7	H: 0 LOB: 0 BB: 0 P: 7	R: 1 E: 0 K: 1 S: 6	H: 1 LOB: 0 BB: 1 P: 10	R: 0 E: 0 K: 1 S: 5	H: 0 LOB: 0 BB: 0 P: 5	1B: 3 2B: 1 3B: 0 HR: 1	SF: 0 SAC: 1 DP: 0 HBP: 1	WP: 0 PB: 1 SB: 2 CS: 1	PA: 35
<b>PITCHER</b>	IP WLS BF H R ER SO BB IBB HBP BLK WP HR S P ERA WHIP																					
Jay Baller, R (1, 1) ERA: 3.38	4.0 18 4 3 3 3 1 0 1 0 0 0 1 22 27 6.75 1.250																					
Stan Bahnsen, R (5, 1) ERA: 2.91	1.0 2 0 0 0 0 0 0 0 0 0 0 0 2 2 0.00 0.000																					
Ed Farmer, R (6, 1) ERA: 4.86	2.1 9 0 1 1 3 2 0 0 0 0 0 0 13 21 3.86 0.857																					
Porfi Altamirano, R (8, 1) ERA: 4.14	1.2 W 6 1 0 0 2 0 0 0 0 0 0 0 10 10 0.00 0.600																					

AB	30
R	4
H	5
RBI	4
BB	3
SO	8
LOB	11



Batter	1	2	3	4	5	6	7	8	9	AB	R	H	RBI	BB	SO	LOB	BOTTOM					
Garry Maddox, R (1, 8) OBP: 0.311, SLG: 0.430										5	0	3	2	0	0	1	<b>Montreal Expos @ Philadelphia Phillies</b> Veterans Stadium, Philadelphia, PA Thu Sep 30 1982, 7:05 PM EDT Att: 15,439 - Unknown					
Pete Rose, S (1, 3) OBP: 0.342, SLG: 0.336										3	0	1	0	1	1	2						
Gary Matthews, R (1, 7) OBP: 0.351, SLG: 0.432										4	1	1	0	0	0	3						
Mike Schmidt, R (1, 5) OBP: 0.406, SLG: 0.549										4	0	0	0	0	1	3						
Ozzie Virgil, R (1, 2) OBP: 0.314, SLG: 0.406										3	1	1	0	1	2	1						
Alejandro Sanchez, R (1, 9) OBP: 0.520, SLG: 1.375										4	1	2	3	0	0	1						
Manny Trillo, R (1, 4) OBP: 0.314, SLG: 0.317										3	2	1	0	1	0	2						
Julio Franco, R (1, 6) OBP: 0.321, SLG: 0.308										3	0	1	0	0	0	0						
George Vukovich, L (9, PH) OBP: 0.332, SLG: 0.389										0	0	0	0	1	0	0						
Jay Baller, R (1, 1) ERA: 3.46										0	0	0	0	0	0	0						
Stan Bahnsen, R (5, 1) ERA: 2.91										0	0	0	0	0	0	0						
Bob Molinaro, L (6, PH) OBP: 0.296, SLG: 0.253										1	0	0	0	0	0	2						
Ed Farmer, R (6, 1) ERA: 4.86										1	0	0	0	0	0	0						
Porfi Altamirano, R (8, 1) ERA: 4.14										0	0	0	0	0	0	0						
Greg Gross, L (9, PH) OBP: 0.376, SLG: 0.326										0	0	0	0	1	0	0						
<b>Inning Stats</b>	R: 0 E: 0 K: 1 S: 5	H: 1 LOB: 1 BB: 1 P: 9	R: 0 E: 0 K: 0 S: 3	H: 1 LOB: 0 BB: 0 P: 3	R: 0 E: 0 K: 0 S: 3	H: 0 LOB: 0 BB: 0 P: 4	R: 0 E: 0 K: 1 S: 5	H: 0 LOB: 0 BB: 0 P: 5	R: 2 E: 0 K: 1 S: 7	H: 3 LOB: 1 BB: 1 P: 11	R: 2 E: 0 K: 0 S: 4	H: 2 LOB: 0 BB: 1 P: 8	R: 0 E: 0 K: 0 S: 3	H: 0 LOB: 0 BB: 0 P: 3	R: 0 E: 0 K: 1 S: 6	H: 1 LOB: 1 BB: 0 P: 6	R: 1 E: 0 K: 0 S: 3	H: 2 LOB: 3 BB: 2 P: 11	1B: 7 2B: 3 3B: 0 HR: 1	SF: 0 SAC: 0 DP: 3 HBP: 1	WP: 0 PB: 0 SB: 0 CS: 0	PA: 37
<b>PITCHER</b>	IP WLS BF H R ER SO BB IBB HBP BLK WP HR S P ERA WHIP																					
Scott Sanderson, R (1, 1) ERA: 3.46	5.0 20 5 2 2 3 2 0 0 0 0 0 0 3 32 3.60 1.400																					
Ray Burris, R (6, 1) ERA: 4.73	0.1 4 2 2 2 0 1 0 0 0 0 0 0 3 7 54.00 9.000																					
Dan Schatzeder, L (6, 1) ERA: 5.35	0.2 1 0 0 0 0 0 0 0 0 0 0 0 1 1 0.00 0.000																					
Jeff Reardon, R (7, 1) ERA: 2.08	2.1 L 12 3 1 1 1 1 1 0 0 0 0 0 12 20 3.86 1.714																					

AB	31
R	5
H	10
RBI	5
BB	5
SO	4
LOB	15













Batter	1	2	3	4	5	6	7	8	9	AB	R	H	RBI	BB	SO	LOB	TOP			
Mike Howard, S (1, 8) OBP: 0.298, SLG: 0.256										4	0	0	0	0	2	1	<b>New York Mets @ Philadelphia Phillies</b> Veterans Stadium, Philadelphia, PA Sun Oct 03 1982, 7:05 PM EDT Att: 19,383 - Unknown			
Ron Gardenhire, R (1, 6) OBP: 0.279, SLG: 0.313										4	1	2	1	0	1	0				
George Foster, R (1, 7) OBP: 0.309, SLG: 0.367										4	0	2	0	0	1	2				
Dave Kingman, R (1, 3) Carlos Diaz, R (8, 1)										4	0	0	0	0	2	4				
Rusty Tillman, R (1, 9) OBP: 0.154, SLG: 0.231										4	0	0	0	0	1	1				
Hubie Brooks, R (1, 5) OBP: 0.297, SLG: 0.317										4	0	0	0	0	1	1				
Brian Giles, R (1, 4) OBP: 0.270, SLG: 0.312										4	0	0	0	0	2	1				
Ronn Reynolds, R (1, 2)										2	0	0	0	1	1	0				
Ed Lynch, R (1, 1) Bob Bailor, R (8, PH) Bruce Bochy, R (8, 3) OBP: 0.358, SLG: 0.510										2	0	0	0	0	2	2				
<b>Inning Stats</b>	R: 1 E: 0 K: 3 S: 10	H: 1 LOB: 0 BB: 0 P: 10	R: 0 E: 1 K: 2 S: 8	H: 0 LOB: 2 BB: 1 P: 12	R: 0 E: 0 K: 2 S: 8	H: 1 LOB: 0 BB: 0 P: 8	R: 0 E: 0 K: 2 S: 7	H: 0 LOB: 0 BB: 0 P: 7	R: 0 E: 0 K: 1 S: 6	H: 1 LOB: 1 BB: 0 P: 6	R: 0 E: 0 K: 0 S: 3	H: 0 LOB: 0 BB: 0 P: 3	R: 0 E: 1 K: 0 S: 5	H: 1 LOB: 2 BB: 0 P: 5	R: 0 E: 0 K: 1 S: 5	H: 0 LOB: 0 BB: 0 P: 5	1B: 2 2B: 1 3B: 0 HR: 1	SF: 0 SAC: 0 DP: 0 HBP: 0	WP: 0 PB: 0 SB: 1 CS: 0	PA: 34
<b>PITCHER</b> Steve Carlton, L (1, 1) ERA: 3.1	IP: 9.0 WLS: W BF: 34 H: 4 R: 1 ER: 1 SO: 13 BB: 1 IBB: 0 HBP: 0 BLK: 0 WP: 0 HR: 1 S: 59 P: 63 ERA: 1.00 WHIP: 0.556															<b>PITCHER</b>				

AB	33
R	1
H	4
RBI	1
BB	1
SO	13
LOB	12



Batter	1	2	3	4	5	6	7	8	9	AB	R	H	RBI	BB	SO	LOB	BOTTOM			
Garry Maddox, R (1, 8) OBP: 0.303, SLG: 0.417										4	0	0	0	0	0	2	<b>New York Mets @ Philadelphia Phillies</b> Veterans Stadium, Philadelphia, PA Sun Oct 03 1982, 7:05 PM EDT Att: 19,383 - Unknown			
Pete Rose, S (1, 3) OBP: 0.345, SLG: 0.338										2	1	1	0	2	0	0				
Gary Matthews, R (1, 7) Greg Gross, L (7, PH) OBP: 0.349, SLG: 0.427 OBP: 0.386, SLG: 0.328										3	0	0	0	0	0	2				
Mike Schmidt, R (1, 5) OBP: 0.403, SLG: 0.547										4	1	1	2	0	0	3				
Bo Diaz, R (1, 2) OBP: 0.333, SLG: 0.450										4	1	1	0	0	0	2				
George Vukovich, L (1, 9) Bob Dernier, R (8, PH) OBP: 0.334, SLG: 0.391 OBP: 0.315, SLG: 0.319										2	1	1	0	1	0	0				
Manny Trillo, R (1, 4) OBP: 0.316, SLG: 0.319										4	0	2	1	0	0	2				
Ivan De Jesus, R (1, 6) OBP: 0.309, SLG: 0.313										4	0	2	1	0	0	0				
Steve Carlton, L (1, 1) OBP: 0.218, SLG: 0.317										3	0	0	0	0	0	4				
<b>Inning Stats</b>	R: 0 E: 0 K: 0 S: 3	H: 0 LOB: 0 BB: 0 P: 3	R: 1 E: 0 K: 0 S: 6	H: 3 LOB: 2 BB: 0 P: 6	R: 0 E: 0 K: 0 S: 3	H: 0 LOB: 1 BB: 1 P: 7	R: 1 E: 0 K: 0 S: 5	H: 2 LOB: 2 BB: 1 P: 9	R: 2 E: 0 K: 0 S: 5	H: 2 LOB: 0 BB: 0 P: 5	R: 0 E: 0 K: 0 S: 3	H: 0 LOB: 0 BB: 0 P: 3	R: 0 E: 0 K: 0 S: 4	H: 1 LOB: 2 BB: 1 P: 8	R: 0 E: 0 K: 0 S: 3	H: 1 LOB: 0 BB: 0 P: 3	1B: 7 2B: 1 3B: 0 HR: 1	SF: 0 SAC: 0 DP: 0 HBP: 0	WP: 0 PB: 0 SB: 0 CS: 0	PA: 35
<b>PITCHER</b> Ed Lynch, R (1, 1) ERA: 3.55 Carlos Diaz, L (8, 1) ERA: 4.03	IP: 7.0 WLS: L BF: 32 H: 8 R: 4 ER: 4 SO: 4 BB: 3 IBB: 0 HBP: 0 BLK: 0 WP: 0 HR: 1 S: 29 P: 41 ERA: 5.14 WHIP: 1.571															<b>PITCHER</b>				

AB	32
R	4
H	9
RBI	4
BB	3
SO	0
LOB	15

