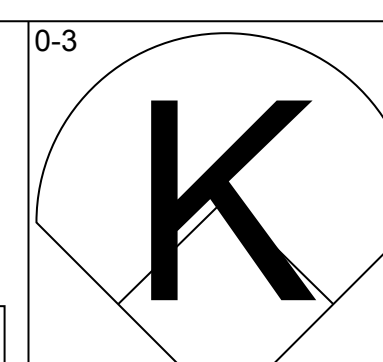
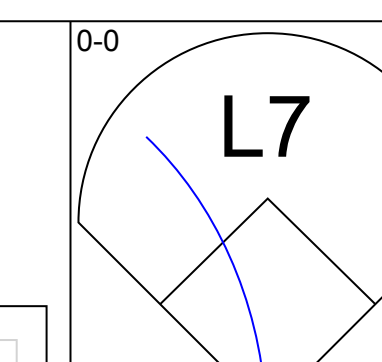
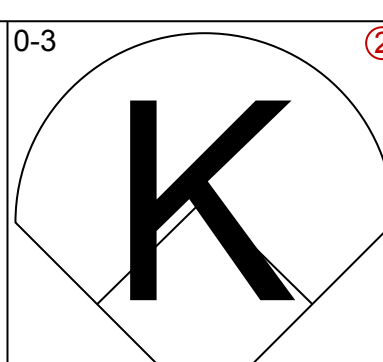
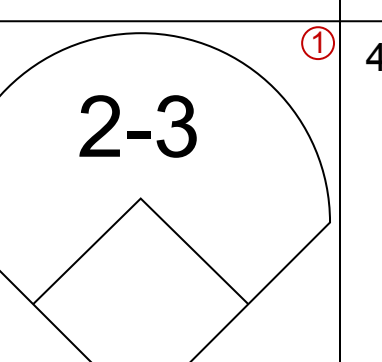
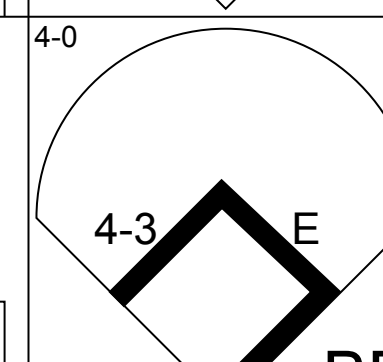
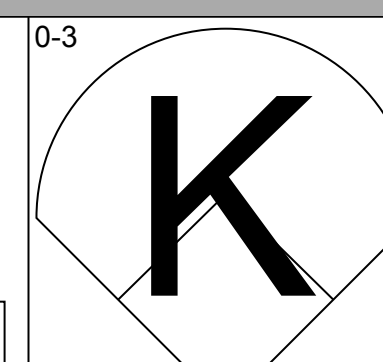
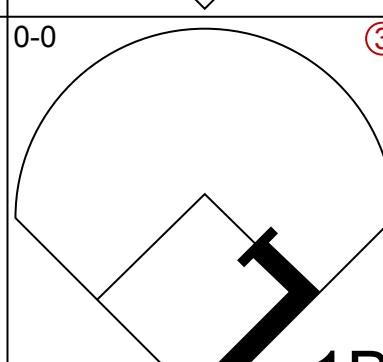
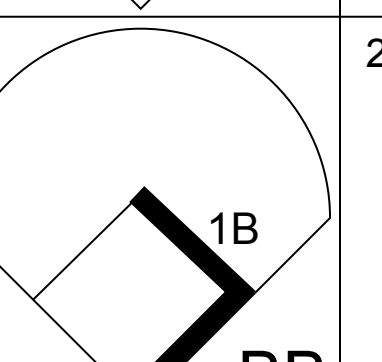
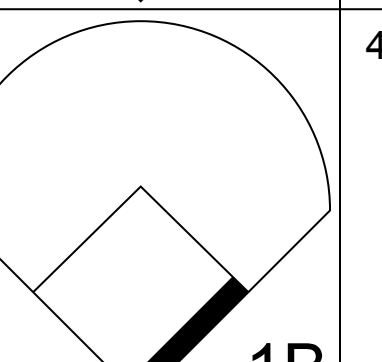
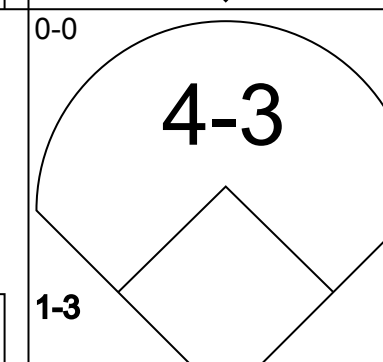
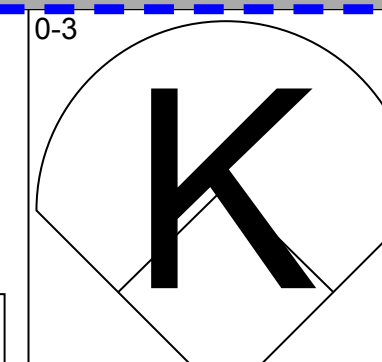
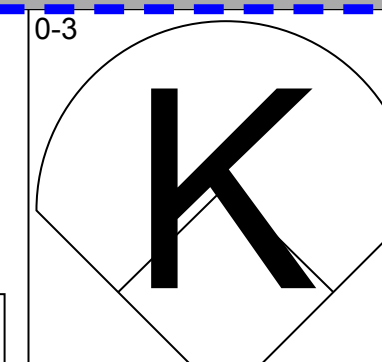
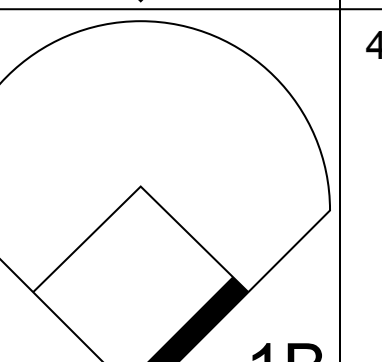
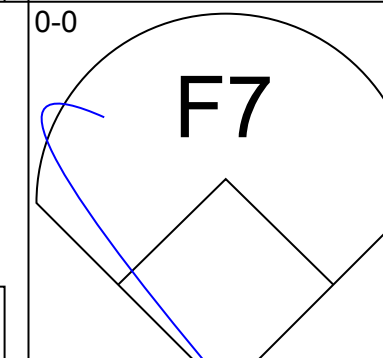
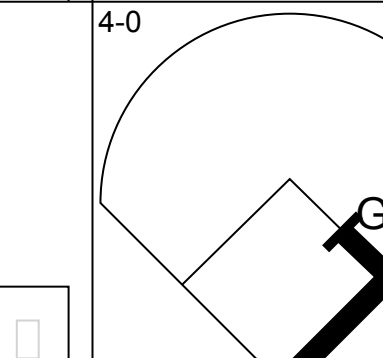
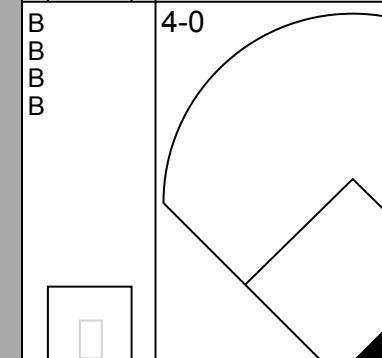
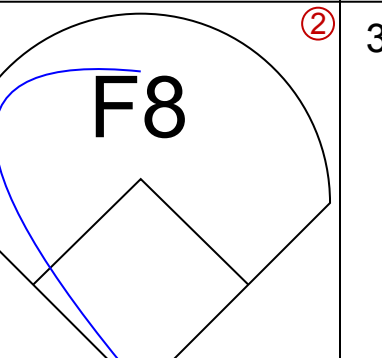
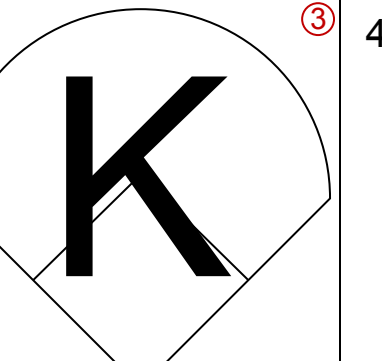
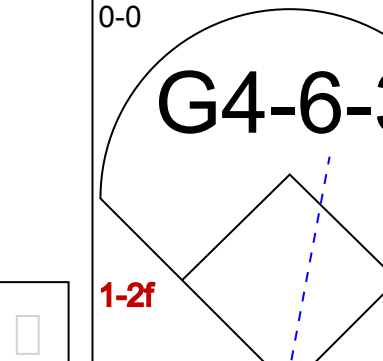
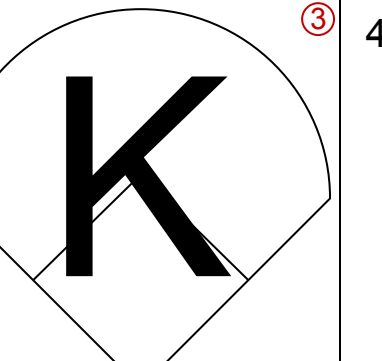
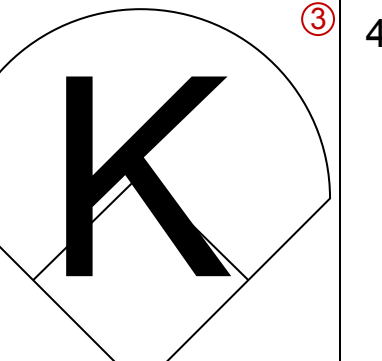
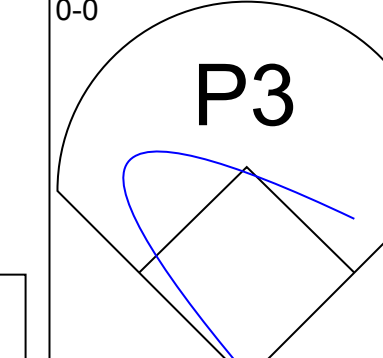
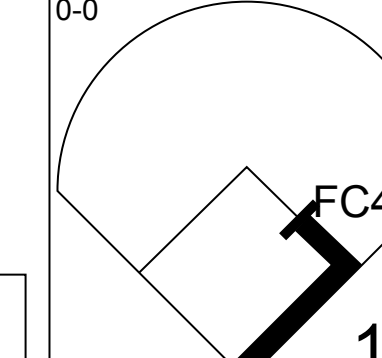
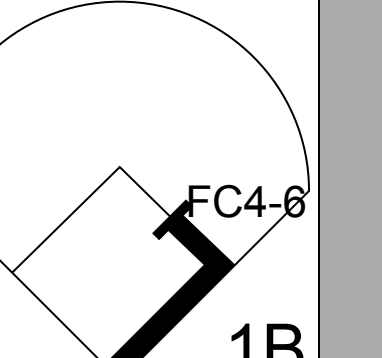
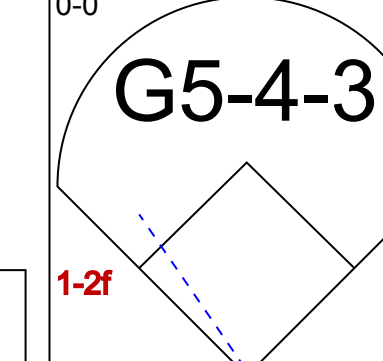
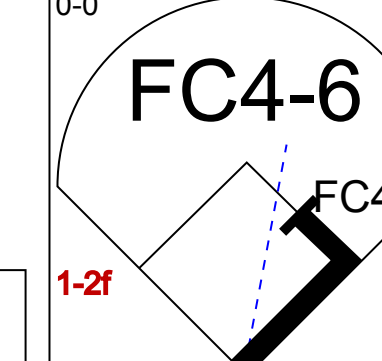
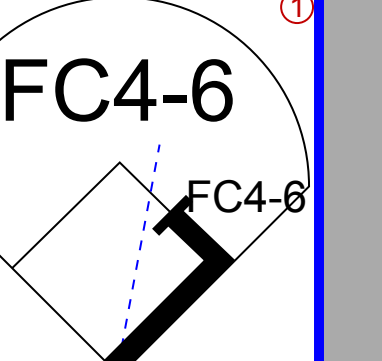
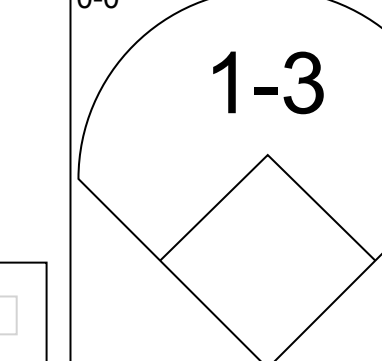
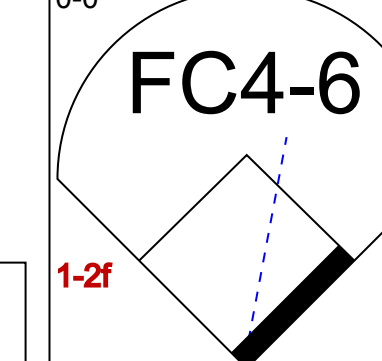
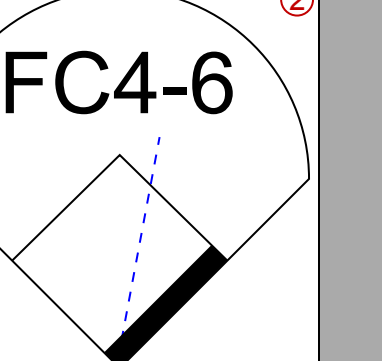


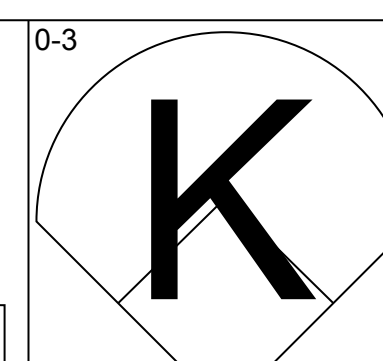
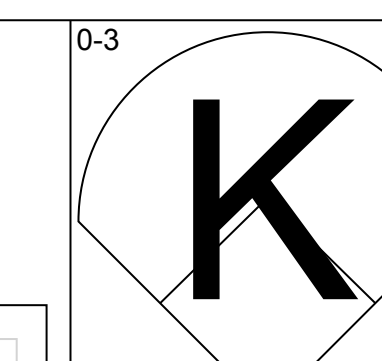
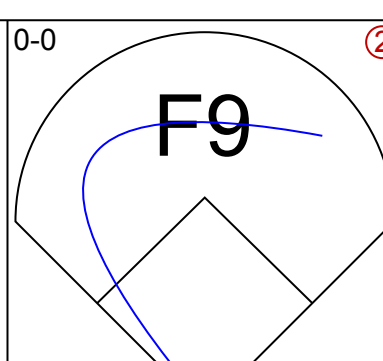
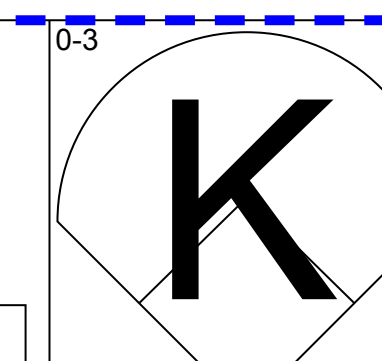
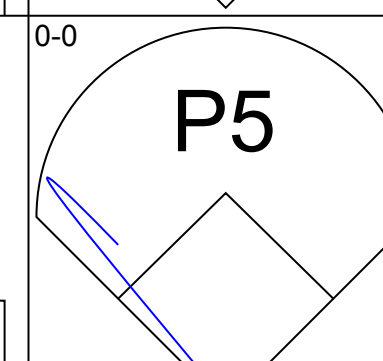
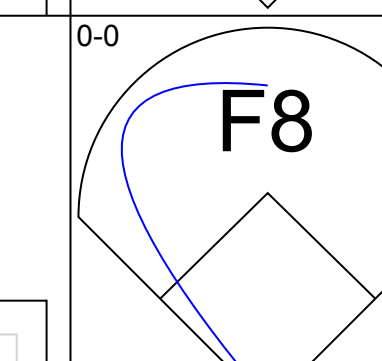
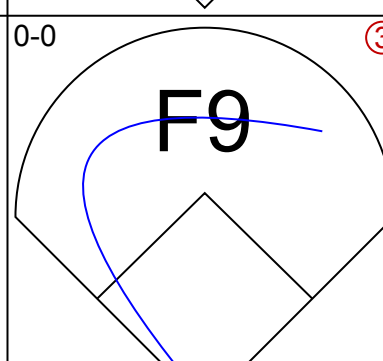
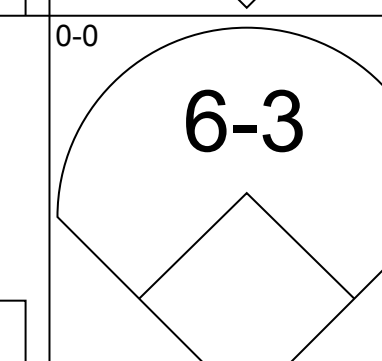
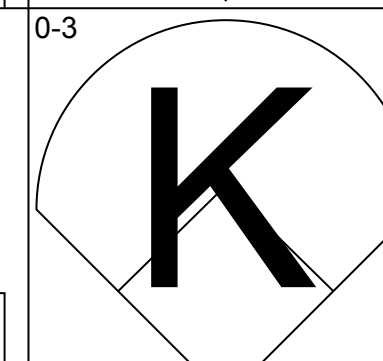
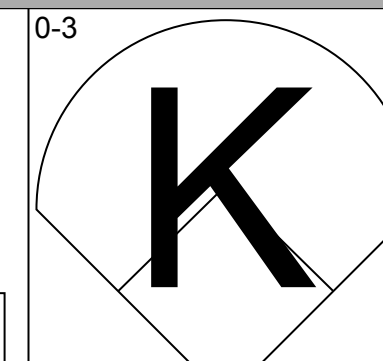
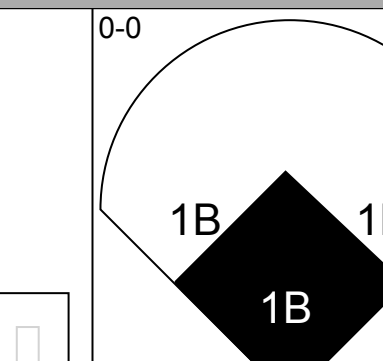
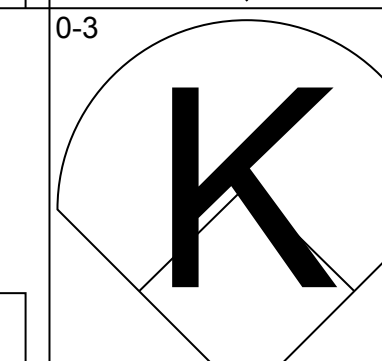
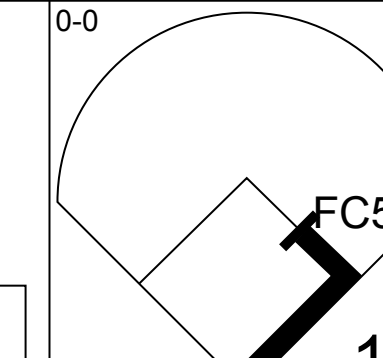
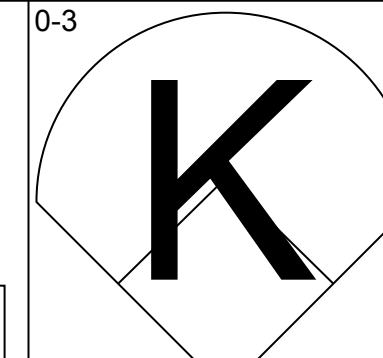
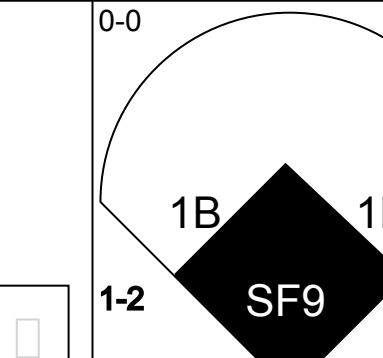

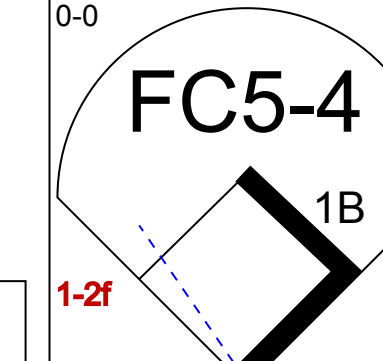
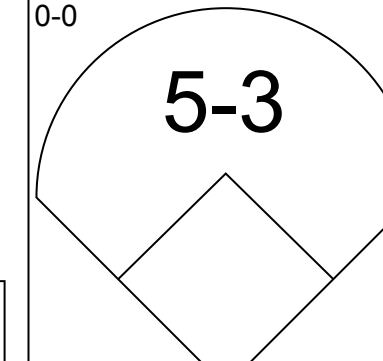
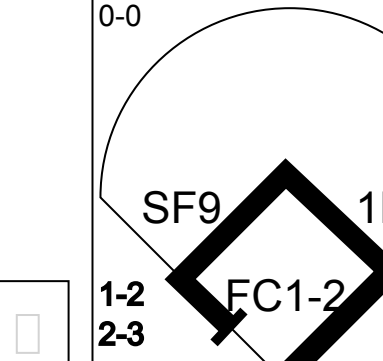


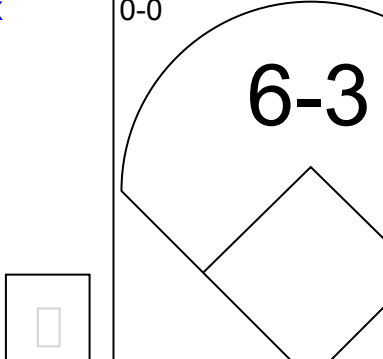
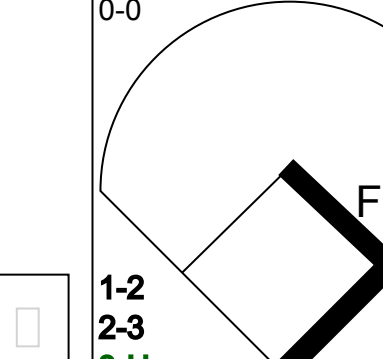

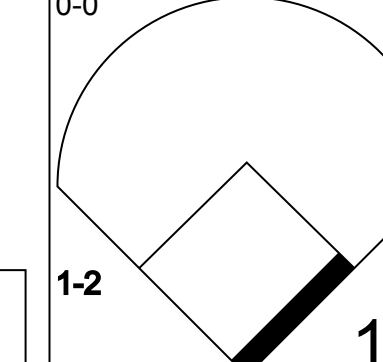
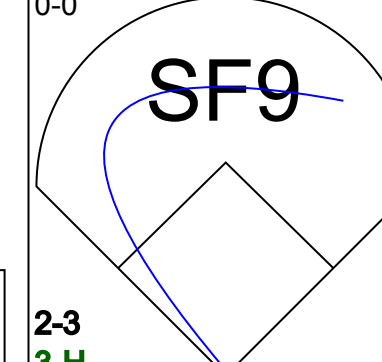
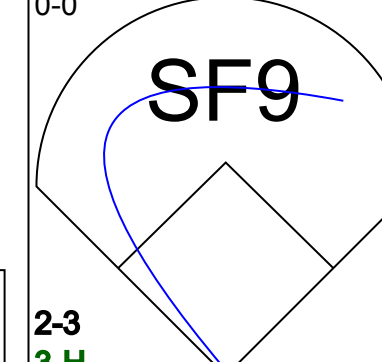

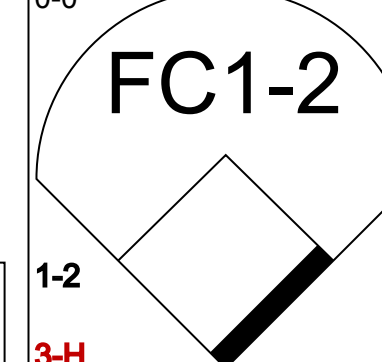
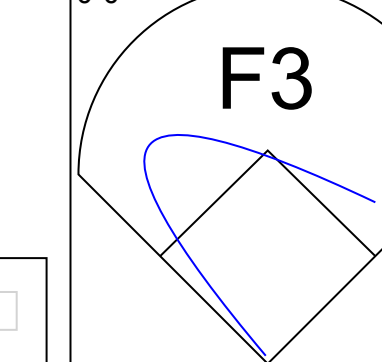
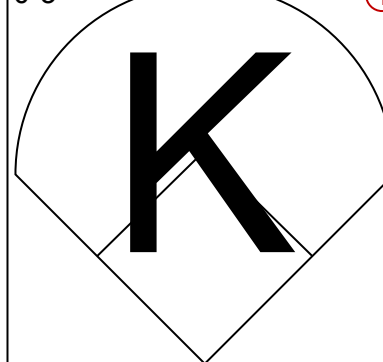



Philadelphia Phillies - 1983

Batter	1	2	3	4	5	6	7	8	9	AB	R	H	RBI	BB	SO	LOB	TOP																	
Pete Rose, S (1,9)										4	0	0	0	0	2	0	Philadelphia Phillies @ New York Mets Shea Stadium, Flushing, NY Tue Apr 05 1983, 3:33 AM EST Att: 46,687 - Unknown livebaseballscorecards.com																	
Joe Morgan, L (1,4) OBP: 0.750, SLG: 0.500										2	0	1	0	2	1	0																		
Gary Matthews, R (1,7) OBP: 0.250, SLG: 0.250										4	0	1	0	0	1	1																		
Mike Schmidt, R (1,5)										3	0	0	0	1	0	3																		
Tony Perez, R (1,3) OBP: 0.500, SLG: 0.500										4	0	2	0	0	1	3																		
Bo Diaz, R (1,2) OBP: 0.333, SLG: 0.333										3	0	1	0	0	0	2																		
Ivan De Jesus, R (1,6) Bob Molinaro, L (8, PH) Larry Milbourne, S (8,6)										2	0	0	0	0	0	2																		
Bob Demier, R (1,8) Greg Gross, L (8, PH) (8,8)										2	0	0	0	0	1	1																		
Steve Carlton, L (1,1) Len Matuszek, L (8, PH) Ron Reed, R (8,1)										2	0	0	0	0	1	0																		
Inning Stats	R: 0 E: 1 K: 1 S: 5	H: 0 LOB: 1 BB: 1 P: 9	R: 0 E: 0 K: 0 S: 3	H: 1 LOB: 0 BB: 0 P: 3	R: 0 E: 0 K: 0 S: 3	H: 0 LOB: 0 BB: 0 P: 3	R: 0 E: 0 K: 1 S: 5	H: 0 LOB: 0 BB: 0 P: 5	R: 0 E: 0 K: 1 S: 6	H: 1 LOB: 1 BB: 0 P: 6	R: 0 E: 0 K: 2 S: 7	H: 1 LOB: 0 BB: 1 P: 7	R: 0 E: 0 K: 1 S: 4	H: 0 LOB: 0 BB: 1 P: 8	R: 0 E: 0 K: 1 S: 6	H: 1 LOB: 2 BB: 1 P: 10		1B: 5 2B: 0 3B: 0 HR: 0	SF: 0 SAC: 0 DP: 2 HBP: 0	WP: 0 PB: 0 SB: 0 CS: 0	PA: 32													
PITCHER	IP WLS BF H R ER SO BB IBB HBP BLK WP HR S P ERA WHIP																																	
Tom Seaver, R (1,1) ERA:	6.0	L	20	3	0	0	5	1	0	0	0	0	0	0	29	33	0.00	0.667																
Doug Sisk, R (7,1) ERA:	3.0	W	12	2	0	0	3	2	0	0	0	0	0	0	16	24	0.00	1.333																

Batter	1	2	3	4	5	6	7	8	9	AB	R	H	RBI	BB	SO	LOB	BOTTOM																	
Mookie Wilson, S (1,8)										4	0	0	0	0	3	0	Philadelphia Phillies @ New York Mets Shea Stadium, Flushing, NY Tue Apr 05 1983, 3:33 AM EST Att: 46,687 - Unknown livebaseballscorecards.com																	
Bob Bailor, R (1,6)										4	0	0	0	0	0	0																		
Dave Kingman, R (1,3) Mike Jorgensen, L (9,3)										4	1	1	0	0	3	0																		
George Foster, R (1,7) OBP: 0.667, SLG: 0.667										3	1	2	0	0	1	0																		
Hubie Brooks, R (1,5) OBP: 0.333, SLG: 0.333										3	0	1	0	0	0	1																		
Mike Howard, S (1,9) OBP: 0.333, SLG: 0.333										3	0	1	1	0	1	1																		
Brian Giles, R (1,4) OBP: 0.333, SLG: 0.500										2	0	1	1	0	0	0																		
Ron Hodges, L (1,2)										3	0	0	0	0	1	4																		
Tom Seaver, R (1,1) Wally Backman, S (6, PH) Doug Sisk, R (7,1)										1	0	0	0	0	0	0																		
Inning Stats	R: 0 E: 0 K: 2 S: 7	H: 0 LOB: 0 BB: 0 P: 7	R: 0 E: 0 K: 2 S: 9	H: 2 LOB: 2 BB: 0 P: 9	R: 0 E: 0 K: 1 S: 5	H: 0 LOB: 0 BB: 0 P: 5	R: 0 E: 0 K: 2 S: 7	H: 0 LOB: 0 BB: 0 P: 7	R: 0 E: 0 K: 1 S: 3	H: 0 LOB: 0 BB: 0 P: 3	R: 2 E: 0 K: 1 S: 9	H: 4 LOB: 2 BB: 0 P: 9	R: 0 E: 0 K: 2 S: 7	H: 0 LOB: 0 BB: 0 P: 7	1B: 6 2B: 0 3B: 0 HR: 0	SF: 1 SAC: 0 DP: 0 HBP: 0		WP: 0 PB: 0 SB: 0 CS: 0	PA: 30															
PITCHER	IP WLS BF H R ER SO BB IBB HBP BLK WP HR S P ERA WHIP																																	
Steve Carlton, L (1,1) ERA: 2.57	7.0	L	27	6	2	2	9	0	0	0	0	0	0	0	45	45	2.57	0.857																
Ron Reed, R (8,1) ERA:	1.0		3	0	0	0	2	0	0	0	0	0	0	7	7	0.00	0.000																	

Batter	1	2	3	4	5	6	7	8	9	AB	R	H	RBI	BB	SO	LOB	TOP										
Pete Rose, S OBP: 0.333, SLG: 0.375 (1, 9)	L6		G6-4-3 1B			2-3 2B	4-0 BB		0-0 6-3	4	0	2	1	1	0	1	Philadelphia Phillies @ New York Mets Shea Stadium, Flushing, NY Thu Apr 07 1983, 3:33 AM EST Att: 5,730 - Unknown AB 30 R 2 H 4 RBI 2 BB 7 SO 3 LOB 16										
Gary Matthews, R OBP: 0.250, SLG: 0.143 (1, 7)	1-3		G6-4-3 1-2			2-3 BB	0-0 1-3			3	0	0	0	1	0	4											
Joe Morgan, L OBP: 0.375, SLG: 0.167 (1, 4)	K			0-0 F7		0-0 F8		0-0 F8		4	0	0	0	0	1	2											
Mike Schmidt, R (1, 5)		0-0 F3		0-0 5-3		0-0 2-3		0-3 K		4	0	0	0	0	1	2											
Tony Perez, R OBP: 0.375, SLG: 0.286 (1, 3)		0-0 F7		0-0 L5		0-0 5-3		4-0 BB		3	0	0	0	1	0	2											
Bo Diaz, R OBP: 0.143, SLG: 0.143 (1, 2)		0-0 5-3			0-0 6-3		0-0 F9	0-0 F8		4	0	0	0	0	0	1											
Ivan De Jesus, R Larry Milbourne, S (9, PH) OBP: 1.000, SLG: 1.000			0-0 F9		4-0 FC6-4 BB		0-0 P4		0-0 FC6-4 1B	2	0	0	0	1	0	0											
Bob Demier, R Bob Molinaro, L Porfi Altamirano, R Sid Monge, S Ron Reed, R Len Matuszek, L (1, 8) (7, PH) (7, 1) (8, 1) (8, 1) (9, PH)			4-0 S 1B BB		0-0 FC6-4 FC5-4 1-2		0-0 HR		0-3 K	1	1	0	0	1	0	1											
John Denny, R Greg Gross, L (7, PH) (7, 8)			4-0 1B BB		0-0 FC5-4 1-2		4-0 BB BB		0-0 FC6-4 1-2	1	0	0	0	1	0	1											
Inning Stats	R: 0 E: 0 K: 1 S: 5	H: 0 LOB: 0 BB: 0 P: 5	R: 0 E: 0 K: 0 S: 3	H: 0 LOB: 0 BB: 0 P: 3	R: 1 E: 0 K: 0 S: 3	H: 1 LOB: 1 BB: 2 P: 11	R: 0 E: 0 K: 0 S: 3	H: 0 LOB: 0 BB: 0 P: 3	R: 0 E: 0 K: 0 S: 3	H: 0 LOB: 1 BB: 1 P: 7	R: 0 E: 0 K: 0 S: 4	H: 1 LOB: 2 BB: 1 P: 8	R: 1 E: 0 K: 0 S: 4	H: 1 LOB: 2 BB: 2 P: 12	R: 0 E: 0 K: 1 S: 5	H: 0 LOB: 1 BB: 1 P: 9		R: 0 E: 0 K: 1 S: 6	H: 1 LOB: 1 BB: 0 P: 6	1B: 2 2B: 1 3B: 0 HR: 1	SF: 0 SAC: 0 DP: 1 HBP: 0	WP: 0 PB: 0 SB: 1 CS: 0	PA: 37				
PITCHER	IP	WLS	BF	H	R	ER	SO	BB	IBB	HBP	BLK	WP	HR	S	P	ERA	WHIP										
Craig Swan, R ERA: 2.7 Neil Allen, R ERA:	(1, 1) (7, 1)	6.2 S	27 10	3 1	2 0	2 0	1 2	5 2	0 0	0 0	0 0	0 0	1 0	24 12	44 20	2.70 0.00	1.200 1.286										

Batter	1	2	3	4	5	6	7	8	9	AB	R	H	RBI	BB	SO	LOB	BOTTOM										
Mookie Wilson, S OBP: 0.333, SLG: 0.250 (1, 8)	E SF7 1B		L3				0-0 F9			4	1	2	1	1	0	0	Philadelphia Phillies @ New York Mets Shea Stadium, Flushing, NY Thu Apr 07 1983, 3:33 AM EST Att: 5,730 - Unknown AB 31 R 6 H 10 RBI 6 BB 5 SO 4 LOB 21										
Bob Bailor, R OBP: 0.111, SLG: 0.125 (1, 6)	SF7 1-2 1-2 3-H		F8				0-0 FC5-4 1B		0-0 1-3 1-2	4	0	1	1	0	0	4											
Dave Kingman, R Mike Jorgensen, L (1, 3) (8, 3)	L7		5-3				0-0 FC5-4 1-2		0-3 K	4	0	0	0	0	1	1											
George Foster, R OBP: 0.714, SLG: 1.333 (1, 7)				4-0 1B 5-3 BB			0-0 F7			3	3	2	1	1	0	1											
Danny Heep, L OBP: 1.000, SLG: 1.667 (1, 9)							0-0 FC6-4 5-3 1B			3	2	3	0	1	0	0											
Hubie Brooks, R OBP: 0.286, SLG: 0.167 (1, 5)	6-3						0-0 5-3			3	0	0	1	0	0	3											
Ron Hodges, L OBP: 0.329, SLG: 0.200 (1, 2)			0-0 F8				4-0 FC6-4 IBB		4-0 CS 1B IBB	2	0	1	1	2	0	0											
Brian Giles, R OBP: 0.286, SLG: 0.333 (1, 4)			0-0 5-3				0-0 FC6-4 1-2 2-3		0-0 2-2H 1B	4	0	1	1	0	1	5											
Craig Swan, R Neil Allen, R (1, 1) (7, 1)			0-0 5-3				0-3 K		0-3 F8	3	0	0	0	0	1	4											
Inning Stats	R: 2 E: 1 K: 0 S: 6	H: 3 LOB: 1 BB: 0 P: 6	R: 0 E: 0 K: 0 S: 3	H: 0 LOB: 0 BB: 0 P: 3	R: 0 E: 0 K: 0 S: 3	H: 0 LOB: 0 BB: 0 P: 3	R: 1 E: 0 K: 1 S: 6	H: 1 LOB: 2 BB: 2 P: 14	R: 0 E: 0 K: 0 S: 4	H: 1 LOB: 1 BB: 1 P: 4	R: 1 E: 0 K: 0 S: 4	H: 2 LOB: 1 BB: 1 P: 8	R: 0 E: 0 K: 1 S: 5	H: 1 LOB: 0 BB: 0 P: 5	R: 2 E: 0 K: 2 S: 9	H: 2 LOB: 3 BB: 2 P: 18		1B: 6 2B: 3 3B: 0 HR: 1	SF: 1 SAC: 0 DP: 0 HBP: 1	WP: 0 PB: 0 SB: 0 CS: 2	PA: 38						
PITCHER	IP	WLS	BF	H	R	ER	SO	BB	IBB	HBP	BLK	WP	HR	S	P	ERA	WHIP										
John Denny, R Porfi Altamirano, R Sid Monge, L Ron Reed, R (1, 1) (7, 1) (8, 1) (8, 1)	6.0 1.0 0.0 1.0	L 6 1 4	27 6 1 0	7 2 1 0	4 2 0 0	4 2 0 0	1 1 0 2	1 0 0 1	0 0 0 0	0 0 0 0	0 0 0 0	0 0 0 0	0 0 0 0	1 0 7	26 11 1 11	6.00 18.00 * 0.00	1.333 3.000 * 1.000										

Batter	1	2	3	4	5	6	7	8	9	AB	R	H	RBI	BB	SO	LOB	TOP			
Pete Rose, S OBP: 0.308, SLG: 0.417 (1, 9)	0-0 4-3 PB 2B		0-0 4-3			0-0 3-1		0-0 1-3		4	1	1	0	0	0	0	Philadelphia Phillies @ San Francisco Giants Candlestick Park, San Francisco, CA Fri Apr 08 1983, 9:05 PM EST Att: 13,624 - Unknown AB 33 R 2 H 6 RBI 1 BB 1 SO 2 LOB 9			
Gary Matthews, R OBP: 0.250, SLG: 0.182 (1, 7) Tug McGraw, R (8, 1)	0-0 6-3		0-0 F9			0-0 G3 1B		0-0 3-1		4	0	1	0	0	0	1				
Joe Morgan, L OBP: 0.250, SLG: 0.100 (1, 4)	0-0 4-3			0-0 L4		0-0 G3			0-0 F7	4	0	0	0	0	0	2				
Mike Schmidt, R OBP: 0.250, SLG: 0.455 (1, 5)	0-0 1B			0-0 HR		0-3 K			0-0 P4	4	1	2	1	0	1	1				
Tony Perez, R OBP: 0.333, SLG: 0.273 (1, 3) Alejandro Sanchez, R (9, PR)	0-0 F8			0-0 5-3			0-0 6-3		0-0 1B 1B	4	0	1	0	0	0	1				
Bo Diaz, R OBP: 0.273, SLG: 0.200 (1, 2) Len Matuszek, L (9, PR)		0-0 6-3		0-0 5-3			4-0 BB		0-0 1-2 1B	3	0	1	0	1	0	0				
Garry Maddox, R (1, 8) Bob Dernier, R (7, 8) Bob Molinaro, L OBP: 0.333, SLG: 1.333 (9, PH)		0-0 1-3			0-0 F9		0-0 F5		0-0 F8	3	0	0	0	0	0	1				
Ivan De Jesus, R (1, 6)		0-0 6-3			0-3 K		0-0 5-3			3	0	0	0	0	1	1				
Larry Christenson, R (1, 1) Greg Gross, L (8, PH) (8, 7)			0-0 F7		0-0 F3			0-0 F8		2	0	0	0	0	0	0				
Inning Stats	R: 1 E: 0 K: 0 S: 5	H: 2 LOB: 1 BB: 0 P: 5	R: 0 E: 0 K: 0 S: 3	H: 0 LOB: 0 BB: 0 P: 3	R: 0 E: 0 K: 0 S: 3	H: 0 LOB: 0 BB: 0 P: 3	R: 1 E: 0 K: 0 S: 4	H: 1 LOB: 0 BB: 0 P: 4	R: 0 E: 0 K: 1 S: 5	H: 0 LOB: 1 BB: 0 P: 6	R: 0 E: 0 K: 0 S: 3	H: 0 LOB: 1 BB: 1 P: 7	R: 0 E: 0 K: 0 S: 3	H: 0 LOB: 0 BB: 0 P: 3	R: 0 E: 0 K: 0 S: 5	H: 2 LOB: 2 BB: 0 P: 5		1B: 4 2B: 1 3B: 0 HR: 1	SF: 0 SAC: 0 DP: 0 HBP: 0	WP: 0 PB: 1 SB: 0 CS: 0
PITCHER	IP WLS BF H R ER SO BB IBB HBP BLK WP HR S P ERA WHIP																			
Fred Breining, R ERA: 2.08 (1, 1)	8.2 W 33 6 2 2 2 1 0 0 0 0 1 36 40 2.08 0.808																			
Greg Minton, R ERA: (9, 1)	0.1 S 1 0 0 0 0 0 0 0 0 0 0 0 1 1 0.00 0.000																			

Batter	1	2	3	4	5	6	7	8	9	AB	R	H	RBI	BB	SO	LOB	BOTTOM			
Johnnie LeMaster, R OBP: 0.286, SLG: 0.308 (1, 6)	0-3 K		1-0 WP HBP		0-3 K		0-0 5-3			3	0	0	0	0	2	0	Philadelphia Phillies @ San Francisco Giants Candlestick Park, San Francisco, CA Fri Apr 08 1983, 9:05 PM EST Att: 13,624 - Unknown AB 28 R 3 H 7 RBI 3 BB 2 SO 6 LOB 11			
Duane Kuiper, L OBP: 0.214, SLG: 0.231 (1, 4)	0-0 L5		0-0 SF7		0-0 L7			0-0 1B 1B		3	0	1	1	0	0	0				
Max Venable, L OBP: 0.143, SLG: 0.571 (1, 8)	0-3 K		0-0 3-1			0-0 3-1		0-0 P4		4	0	0	0	0	1	2				
Jack Clark, R OBP: 0.250, SLG: 0.417 (1, 9)		0-0 6-3		0-0 4-3		0-0 1-3		0-0 1-2 1B		4	0	1	0	0	0	0				
Jeffrey Leonard, R OBP: 0.538, SLG: 0.692 (1, 7)		0-0 CS 1B		0-0 E7 PB SF9 1B		0-0 2B		0-0 F8		4	1	3	0	0	0	2				
Darrell Evans, L OBP: 0.385, SLG: 0.667 (1, 3)		0-0 G3		0-0 SF9		4-0 IBB		0-0 F9		2	0	0	1	1	0	3				
Tom O'Malley, L OBP: 0.417, SLG: 0.333 (1, 5)			0-0 2B 2B		4-0 FC6-4 BB		0-0 G3			2	1	1	0	1	0	2				
Bob Brenly, R OBP: 0.333, SLG: 0.636 (1, 2)			0-0 WP SF7 2B		0-0 FC6-4		0-0 1-3			3	1	1	1	0	0	1				
Fred Breining, R (1, 1) Greg Minton, S (9, 1)			0-3 K		0-3 K		0-3 K			3	0	0	0	0	3	1				
Inning Stats	R: 0 E: 0 K: 2 S: 7	H: 0 LOB: 0 BB: 0 P: 7	R: 0 E: 0 K: 0 S: 3	H: 1 LOB: 0 BB: 0 P: 3	R: 2 E: 0 K: 1 S: 7	H: 2 LOB: 1 BB: 0 P: 8	R: 1 E: 1 K: 0 S: 4	H: 1 LOB: 1 BB: 1 P: 8	R: 0 E: 0 K: 2 S: 7	H: 0 LOB: 0 BB: 0 P: 7	R: 0 E: 0 K: 0 S: 4	H: 1 LOB: 2 BB: 1 P: 8	R: 0 E: 0 K: 1 S: 5	H: 0 LOB: 0 BB: 0 P: 5	R: 0 E: 0 K: 0 S: 5	H: 2 LOB: 2 BB: 0 P: 5		1B: 4 2B: 3 3B: 0 HR: 0	SF: 2 SAC: 0 DP: 0 HBP: 1	WP: 1 PB: 1 SB: 0 CS: 1
PITCHER	IP WLS BF H R ER SO BB IBB HBP BLK WP HR S P ERA WHIP																			
Larry Christenson, R ERA: 2.57 (1, 1)	7.0 L 28 5 3 2 6 1 1 1 0 0 1 0 37 46 2.57 0.857																			
Tug McGraw, L ERA: (8, 1)	1.0 5 2 0 0 0 0 0 0 0 0 0 0 5 5 0.00 2.000																			

Batter	1	2	3	4	5	6	7	8	9	AB	R	H	RBI	BB	SO	LOB	TOP													
Pete Rose, S OBP: 0.227, SLG: 0.286 Alejandro Sanchez, R (7, 9)	1-6-3		FC6-5			3-1	HR	K		4	1	1	2	0	0	1	Philadelphia Phillies @ San Francisco Giants Candlestick Park, San Francisco, CA Sun Apr 10 1983, 6:33 AM EST Att: 20,988 - Unknown													
Gary Matthews, R OBP: 0.381, SLG: 0.632 Len Matuszek, L (7, 3)	K		G1			K	HR	4-3		4	1	1	3	0	2	1														
Joe Morgan, L OBP: 0.364, SLG: 0.125 Ed Farmer, R (9, 1)				3-1					3-1	3	1	1	0	1	0	0														
Mike Schmidt, R OBP: 0.429, SLG: 0.357 (1, 5)	F8				G5-4-3				FC4-6	1	1	0	0	4	0	1														
Tony Perez, R OBP: 0.368, SLG: 0.389 Bob Dernier, R (7, PR) (7, 8)		F3			G5-4-3				FC4-6	3	0	1	2	0	0	1														
Bo Diaz, R OBP: 0.250, SLG: 0.211 (1, 2)		F9								2	2	0	0	0	0	3														
Greg Gross, L OBP: 0.385, SLG: 0.400 (7, 7)					L9					5	1	1	0	0	0	3														
Ivan De Jesus, R OBP: 0.235, SLG: 0.133 (1, 6)			F5		L5					4	1	2	2	1	0	0														
Steve Carlton, L OBP: 0.400, SLG: 0.250 Larry Milbourne, S OBP: 1.000, SLG: 1.000 (9, 4)					F8					4	1	1	1	1	0	1														
			E9							2	1	1	0	1	0	0														
Inning Stats	R: 0 E: 0 K: 1 S: 6	H: 1 LOB: 1 BB: 0 P: 6	R: 0 E: 0 K: 0 S: 3	H: 0 LOB: 0 BB: 0 P: 3	R: 0 E: 1 K: 0 S: 4	H: 1 LOB: 1 BB: 0 P: 4	R: 0 E: 0 K: 0 S: 2	H: 0 LOB: 0 BB: 1 P: 6	R: 0 E: 0 K: 0 S: 3	H: 0 LOB: 0 BB: 0 P: 3	R: 0 E: 0 K: 1 S: 5	H: 0 LOB: 0 BB: 0 P: 5	R: 8 E: 1 K: 0 S: 7	H: 4 LOB: 2 BB: 5 P: 28	R: 0 E: 0 K: 1 S: 6	H: 1 LOB: 2 BB: 1 P: 10	R: 2 E: 0 K: 0 S: 5	H: 2 LOB: 1 BB: 1 P: 9	1B: 5 2B: 3 3B: 0 HR: 1	SF: 0 SAC: 1 DP: 1 HBP: 1	WP: 1 PB: 0 SB: 0 CS: 0	PA: 44								
PITCHER	IP WLS BF H R ER SO BB IBB HBP BLK WP HR S P ERA WHIP																													
Bill Laskey, R ERA: 4.85 Greg Minton, R ERA: 81.0 Mike Chris, L ERA: 8.1 Rennie Martin, R ERA: 7.36	(1, 1) (7, 1) (7, 1) (9, 1)	6.0 0.1 1.2 1.0	L 7 4 6	22 4 6 2	2 6 0 2	2 6 0 2	2 1 0 1	2 1 0 0	0 0 1 0	0 0 1 0	0 0 5 9	23 13 8 17	35 162.00 0.00 18.00	3.00 15.000 1.800 3.000																

Batter	1	2	3	4	5	6	7	8	9	AB	R	H	RBI	BB	SO	LOB	BOTTOM														
Johnnie LeMaster, R OBP: 0.409, SLG: 0.368 Champ Summers, L OBP: 0.333, SLG: 0.333 (9, PH)	SH1-3		K		CS	SH5-4		BB	3-1	4	1	3	1	0	1	0	Philadelphia Phillies @ San Francisco Giants Candlestick Park, San Francisco, CA Sun Apr 10 1983, 6:33 AM EST Att: 20,988 - Unknown														
Duane Kuiper, L OBP: 0.381, SLG: 0.333 (1, 4)	SH1-3				F7	SH5-4		2-H		2	0	1	0	0	0	0															
Chili Davis, S OBP: 0.368, SLG: 0.750 Tom O'Malley, L OBP: 0.400, SLG: 0.273 (9, 5)										3	0	1	0	1	1	2															
Jack Clark, R OBP: 0.200, SLG: 0.300 (1, 3) (9, 9)										4	0	0	1	0	1	5															
Jeffrey Leonard, R OBP: 0.429, SLG: 0.500 (1, 7) (9, 8)										3	0	1	0	1	1	3															
Darrell Evans, L OBP: 0.286, SLG: 0.412 (9, 3)										4	0	0	0	0	1	3															
Joel Youngblood, R (1, 9) (9, 7)										4	0	0	0	0	3	0															
Bob Brenly, R OBP: 0.300, SLG: 0.632 (1, 2)										4	1	1	0	0	1	0															
Bill Laskey, R Greg Minton, S Mike Chris, L Mike Vail, R Rennie Martin, R Dave Bergman, L	(1, 1) (7, 1) (7, 1) (8, PH) (9, 1) (9, PH)									1	0	0	0	1	1	0															
Inning Stats	R: 0 E: 0 K: 0 S: 4	H: 1 LOB: 1 BB: 0 P: 4	R: 0 E: 0 K: 1 S: 5	H: 1 LOB: 0 BB: 0 P: 5	R: 0 E: 0 K: 3 S: 9	H: 0 LOB: 0 BB: 0 P: 9	R: 0 E: 0 K: 2 S: 8	H: 1 LOB: 2 BB: 1 P: 12	R: 0 E: 0 K: 1 S: 4	H: 0 LOB: 0 BB: 1 P: 8	R: 0 E: 0 K: 1 S: 6	H: 1 LOB: 1 BB: 0 P: 6	R: 0 E: 0 K: 2 S: 7	H: 0 LOB: 0 BB: 0 P: 7	R: 2 E: 1 K: 1 S: 8	H: 2 LOB: 3 BB: 1 P: 12		R: 0 E: 0 K: 0 S: 4	H: 1 LOB: 2 BB: 1 P: 8	1B: 7 2B: 0 3B: 0 HR: 0	SF: 0 SAC: 2 DP: 1 HBP: 0	WP: 0 PB: 0 SB: 1 CS: 1	PA: 38								
PITCHER	IP WLS BF H R ER SO BB IBB HBP BLK WP HR S P ERA WHIP																														
Steve Carlton, L Ed Farmer, R	(1, 1) (9, 1)	8.0 1.0	W 5	32 1	6 1	2 0	0 0	11 0	2 1	0 0	0 0	0 0	51 4	63 8	0.00 2.000																



Batter	1	2	3	4	5	6	7	8	9	10	AB	R	H	RBI	BB	SO	LOB	TOP						
Mookie Wilson, S OBP: 0.235, SLG: 0.188	(1, 8) X 0-0 G3		X 0-0 4-3		X 0-0 4-3		X 0-0 5-3		X 0-0 SH3-4		4	0	0	0	0	0	1							
Bob Bailor, R OBP: 0.278, SLG: 0.250	(1, 6) X 0-0 1B		X 0-0 F9 WP 1B		X 4-0 1B BB		X 0-3 K		X 0-0 F6		4	2	2	0	1	1	1							
Dave Kingman, R OBP: 0.125, SLG: 0.125 Doug Sisk, L (8, 1) Rusty Staub, L (10, PH) Wally Backman, S (10, PR) Neil Allen, R (10, 1)	(1, 3) S 0-3 K (8, 1) (10, PH) (10, PR) (10, 1)		X 0-0 F9		X 0-0 1B		X 0-0 6-3		X 4-0 1B		4	0	1	1	0	1	2							
George Foster, R OBP: 0.407, SLG: 0.714	(1, 7) X 0-0 1B		X 0-0 F9		X 0-0 1B		X 0-0 F3		X 0-0 1-3		5	0	2	2	0	0	3							
Danny Heep, L OBP: 0.636, SLG: 0.776	(1, 9) B 3H 4-0 1B		X 0-0 4-3		X 0-0 4-3		X 0-0 1B		X 0-0 CS 1B		3	0	1	0	1	0	2							
Hubie Brooks, R OBP: 0.143, SLG: 0.077	(1, 5) X 0-0 1-3		X 0-0 6-3		X 0-0 6-3		X 0-0 6-3		X 0-0 CS		4	0	0	0	0	0	2							
Ron Hodges, L OBP: 0.286, SLG: 0.167	(1, 2) S 0-3 K		X 0-0 F8		X 0-0 P6		X 0-0 P6		X 0-0 F8		4	0	0	0	0	1	0							
Brian Giles, R OBP: 0.154, SLG: 0.167	(1, 4) X 0-0 3-1		X 0-0 6-3		X 0-0 4-3		X 0-0 K		X 0-3 K		4	0	0	0	0	1	0							
Tom Seaver, R OBP: 0.250, SLG: 0.750 Mike Jorgensen, L (8, 3)	(1, 1) X 0-0 G3		X 0-0 1B 3B		X 0-3 K		X 0-3 K		X 1-3 SH3-4 HBP		3	1	1	0	0	1	0							
Inning Stats	R: 1 E: 1 K: 1 S: 7	H: 2 LOB: 2 BB: 1 P: 11	R: 0 E: 0 K: 1 S: 5	H: 0 LOB: 0 BB: 0 P: 5	R: 0 E: 0 K: 0 S: 4	H: 1 LOB: 1 BB: 0 P: 4	R: 0 E: 0 K: 0 S: 3	H: 0 LOB: 0 BB: 0 P: 3	R: 2 E: 0 K: 2 S: 7	H: 3 LOB: 2 BB: 1 P: 10	R: 0 E: 0 K: 0 S: 3	H: 0 LOB: 0 BB: 0 P: 3	R: 0 E: 0 K: 0 S: 3	H: 1 LOB: 0 BB: 0 P: 3	R: 0 E: 0 K: 1 S: 5	H: 0 LOB: 2 BB: 0 P: 5	R: 0 E: 0 K: 0 S: 3	H: 0 LOB: 2 BB: 1 P: 8	1B: 6 2B: 0 3B: 1 HR: 0	SF: 0 SAC: 1 DP: 0 HBP: 1	WP: 1 PB: 0 SB: 0 CS: 1	PA: 41		
PITCHER	IP 7.0	WLS 29	BF 6	H 3	R 2	ER 2	SO 4	BB 2	IBB 0	HBP 0	BLK 0	WP 1	HR 0	S 35	P 43	ERA 2.57	WHIP 1.143							
John Denny, R ERA: 4.15 Porfi Altamirano, R ERA: 5.0 Ron Reed, R ERA: 1.99	(1, 1) (8, 1) (10, 1)	2.0 6 1.0	6 1 5	1 0 0	0 0 0	0 0 0	1 0 0	0 0 0	0 0 1	0 0 0	0 0 0	0 0 0	0 0 0	8 8 3	8 8 8	0.00 0.00 0.00	0.500 0.000							

New York Mets @ Philadelphia Phillies
Veterans Stadium, Philadelphia, PA
Tue Apr 12 1983, 3:33 AM EST
Att: 31,236 - Unknown

AB	35
R	3
H	7
RBI	3
BB	3
SO	5
LOB	11




Batter	1	2	3	4	5	6	7	8	9	10	AB	R	H	RBI	BB	SO	LOB	BOTTOM					
Pete Rose, S OBP: 0.222, SLG: 0.280	(1, 3) S 0-3 K		X 0-0 3-1		X 0-0 1B		X 0-0 4-3		X 0-0 SF8		4	0	1	1	0	1	0						
Gary Matthews, R OBP: 0.385, SLG: 0.565 Ron Reed, R (10, 1)	(1, 7) X 0-0 1B		X 0-0 F8		X 0-0 1B		X 0-0 4-3		X 0-0 5-3		4	1	1	0	1	0	3						
Joe Morgan, L OBP: 0.444, SLG: 0.167	(1, 4) B 4-0 1B		X 4-0 F8 S BB		X 4-0 1B BB		X 4-0 FC5-4 BB		X 0-0 G3		2	1	1	0	3	0	0						
Mike Schmidt, R OBP: 0.385, SLG: 0.278	(1, 5) X 0-0 F9		X 0-0 F8		X 0-0 FC5-4 1B		X 0-0 G6-4-3		X 4-0 2B 1B BB		4	1	0	0	1	0	6						
Von Hayes, L OBP: 0.400, SLG: 0.250	(1, 9) B 4-0 1B		X 0-0 L7		X 0-0 1B		X 0-0 4-3		X 0-0 F8		4	0	1	0	1	0	3						
Bo Diaz, R OBP: 0.292, SLG: 0.227 Bob Dernier, R (9, PR) (10, 8)	(1, 2) X 0-0 1B		X 0-0 6-3		X 0-0 K		X 0-0 4-3		X 4-0 SH1-4 1B BB		3	0	1	2	1	1	2						
Tony Perez, R OBP: 0.400, SLG: 0.474	(10, PH) 1-2 2H 3H 1B		X 0-0 6-3		X 0-0 4-3		X 0-0 4-3		X 0-0 SH1-4 1B		1	0	1	0	0	0	0						
Greg Gross, L OBP: 0.444, SLG: 0.429 (10, 7)	(1, 8) X 0-0 F8		X 0-0 1B		X 0-0 4-3		X 0-0 4-3		X 1-2 1B		4	0	2	0	1	0	4						
Ivan De Jesus, R OBP: 0.211, SLG: 0.118 Larry Milbourne, S OBP: 0.667, SLG: 0.667 (8, 6)	(1, 6) S 0-3 K		X 0-0 G6-3		X 0-0 F2		X 0-0 F7		X 0-0 SH1-4		2	0	0	0	0	1	1						
John Denny, R (7, PH) Porfi Altamirano, R (8, 1) Len Matuszek, L (9, PH) Ozzie Virgil, R (10, 2)	(1, 1) (7, PH) (8, 1) (9, PH) (10, 2)	7.0 2.0 0.2	5 10 6	2 1 2	1 1 1	0 0 0	2 1 0	4 7 12	32 19 12	48 19 12	2.57 4.50 13.50	1.286 2.000 4.500											
Inning Stats	R: 2 E: 0 K: 1 S: 7	H: 2 LOB: 2 BB: 2 P: 15	R: 0 E: 0 K: 2 S: 7	H: 0 LOB: 0 BB: 0 P: 7	R: 0 E: 0 K: 0 S: 3	H: 0 LOB: 1 BB: 1 P: 7	R: 0 E: 0 K: 0 S: 3	H: 1 LOB: 0 BB: 0 P: 3	R: 0 E: 0 K: 0 S: 3	H: 1 LOB: 2 BB: 1 P: 10	R: 0 E: 0 K: 0 S: 3	H: 0 LOB: 0 BB: 0 P: 3	R: 0 E: 0 K: 0 S: 3	H: 1 LOB: 1 BB: 1 P: 7	R: 1 E: 0 K: 0 S: 4	H: 1 LOB: 2 BB: 2 P: 12	R: 1 E: 0 K: 0 S: 4	H: 2 LOB: 3 BB: 2 P: 12	1B: 8 2B: 1 3B: 0 HR: 0	SF: 1 SAC: 1 DP: 3 HBP: 0	WP: 0 PB: 0 SB: 2 CS: 0	PA: 44	
PITCHER	IP 7.0	WLS 29	BF 6	H 3	R 2	ER 2	SO 4	BB 2	IBB 0	HBP 0	BLK 0	WP 1	HR 0	S 32	P 48	ERA 2.57	WHIP 1.286						
Tom Seaver, R ERA: 1.38 Doug Sisk, R ERA: 1.8 Neil Allen, R ERA: 3.0	(1, 1) (8, 1) (10, 1)	7.0 2.0 0.2	29 10 6	3 1 2	2 1 1	2 0 1	4 0 0	2 1 1	0 0 0	0 0 0	0 0 0	0 0 0	0 0 4	0 7 12	32 19 12	2.57 4.50 13.50	1.286 2.000 4.500						

New York Mets @ Philadelphia Phillies
Veterans Stadium, Philadelphia, PA
Tue Apr 12 1983, 3:33 AM EST
Att: 31,236 - Unknown

AB	33
R	4
H	9
RBI	4
BB	9
SO	4
LOB	19




Batter	1	2	3	4	5	6	7	8	9	AB	R	H	RBI	BB	SO	LOB	TOP								
Brett Butler, L OBP: 0.308, SLG: 0.324 (1, 8)	0-3 K		0-0 CS 1B			0-3 K		0-0 6-3		4	0	1	0	0	2	0	Atlanta Braves @ Philadelphia Phillies Veterans Stadium, Philadelphia, PA Sun Apr 17 1983, 3:33 AM EST Att: 27,522 - Unknown livebaseballscorecards.com								
Rafael Ramirez, R OBP: 0.279, SLG: 0.326 (1, 6)	0-0 F S 1B		0-0 6-3 1-2			0-0 F8		0-0 P3		4	0	1	0	0	0	1									
Claudell Washington, L OBP: 0.313, SLG: 0.533 (1, 9)	0-3 K			0-3 K			0-0 HR 1B	0-0 1B 2B		4	2	2	0	0	2	1									
Dale Murphy, R OBP: 0.415, SLG: 0.486 (1, 7)	0-0 1-3			0-3 K			0-0 F9	0-0 S 1B		4	0	1	1	0	1	2									
Bob Horner, R OBP: 0.375, SLG: 0.500 (1, 5)		0-0 F8		0-3 K			0-0 HR	0-0 G3		4	1	1	2	0	1	1									
Chris Chambliss, L OBP: 0.394, SLG: 0.667 (1, 3)		0-0 4-3			0-0 4-3		0-0 E8 2B		0-3 K	4	0	1	0	0	1	0									
Glenn Hubbard, R OBP: 0.368, SLG: 0.333 (1, 4)		4-0 BB			0-0 F8		0-3 K		0-0 5-3	3	0	0	0	1	1	1									
Bruce Benedict, R OBP: 0.389, SLG: 0.464 (1, 2)		0-3 K			0-0 P4		4-0 IBB		0-0 E5	3	0	0	0	1	1	1									
Pascual Perez, R (1, 1)			0-3 K			0-0 5-3		0-0 L7		0-0 P4	3	0	0	0	0	1		2							
Terry Forster, L (8, 1)										0	0	0	0	0	0	0									
Gene Garber, R (8, 1)										1	0	0	0	0	0	1									
Inning Stats	R: 0 E: 0 K: 2 S: 8	H: 1 LOB: 1 BB: 0 P: 8	R: 0 E: 0 K: 1 S: 5	H: 0 LOB: 1 BB: 1 P: 9	R: 0 E: 0 K: 1 S: 5	H: 1 LOB: 0 BB: 0 P: 5	R: 0 E: 0 K: 3 S: 9	H: 0 LOB: 0 BB: 0 P: 9	R: 0 E: 0 K: 0 S: 3	H: 0 LOB: 0 BB: 0 P: 3	R: 2 E: 1 K: 1 S: 8	H: 3 LOB: 2 BB: 1 P: 12	R: 1 E: 0 K: 0 S: 5	H: 2 LOB: 1 BB: 0 P: 5	R: 0 E: 1 K: 1 S: 6	H: 0 LOB: 1 BB: 0 P: 6	1B: 4 2B: 2 3B: 0 HR: 1	SF: 0 SAC: 0 DP: 0 HBP: 0	WP: 0 PB: 0 SB: 3 CS: 1	PA: 36					
PITCHER	IP	WLS	BF	H	R	ER	SO	BB	IBB	HBP	BLK	WP	HR	S	P	ERA	WHIP								
Larry Christenson, R ERA: 1.74 (1, 1)	3.1		12	2	0	0	5	1	0	0	0	0	0	21	25	0.00	0.900								
Ed Farmer, R ERA: 5.63 (4, 1)	4.2	L	20	5	3	3	4	0	1	0	0	0	1	27	31	5.79	1.071								
Sid Monge, L ERA: 7.36 (9, 1)	1.0		4	0	0	0	1	0	0	0	0	0	0	6	6	0.00	0.000								


Batter	1	2	3	4	5	6	7	8	9	AB	R	H	RBI	BB	SO	LOB	BOTTOM								
Pete Rose, S OBP: 0.268, SLG: 0.324 (1, 9)	0-0 4-3			0-0 6-3		0-0 5-3		4-0 FC5-4 BB		3	0	0	0	1	0	1	Atlanta Braves @ Philadelphia Phillies Veterans Stadium, Philadelphia, PA Sun Apr 17 1983, 3:33 AM EST Att: 27,522 - Unknown livebaseballscorecards.com								
Gary Matthews, R OBP: 0.350, SLG: 0.412 (1, 7)	0-3 K			0-3 K		0-0 L7		0-0 FC5-4 1-2		4	0	0	0	0	2	3									
Joe Morgan, L OBP: 0.415, SLG: 0.179 (1, 4)	0-0 P6			0-0 1-3		0-3 K		0-0 3-1		4	0	0	0	0	1	0									
Mike Schmidt, R OBP: 0.425, SLG: 0.552 (1, 5)		0-3 K			0-0 5-3		0-0 P4		0-0 L5-4-2 1B	4	0	1	0	0	1	0									
Tony Perez, R OBP: 0.375, SLG: 0.419 (1, 3)		0-3 K			0-0 5-3			0-0 6-3	0-0 L5-4-2 1-2	4	0	0	0	0	1	1									
Von Hayes, L OBP: 0.294, SLG: 0.143 (1, 8)		0-3 K			0-0 1-3			0-0 1B 1B		3	1	1	0	0	1	0									
Bo Diaz, R OBP: 0.389, SLG: 0.438 (1, 2)				0-0 6-3		0-0 L4		0-0 1B 1B		3	0	1	0	0	0	0									
Ivan De Jesus, R OBP: 0.214, SLG: 0.160 (8, PH)					0-0 CS 2B		4-0 SH2-3 BB	0-3 K		1	0	1	0	1	0	0									
Bob Molinaro, L OBP: 0.143, SLG: 0.571 (9, 1)										1	0	0	0	0	1	2									
Larry Christenson, R ERA: 0.7 (1, 1)				0-3 K		0-0 SH2-3		0-0 BB		1	0	0	0	0	1	1									
Ed Farmer, R (4, 1)										0	0	0	0	0	0	0									
Greg Gross, L OBP: 0.470, SLG: 0.438 (8, PH)										1	0	1	1	0	0	0									
Larry Milbourne, S OBP: 0.500, SLG: 0.500 (9, 6)				2-3 K		1-2 K		1-3 2H 1B		0	0	0	0	0	0	0									
Inning Stats	R: 0 E: 0 K: 1 S: 5	H: 0 LOB: 0 BB: 0 P: 5	R: 0 E: 0 K: 3 S: 9	H: 0 LOB: 0 BB: 0 P: 9	R: 0 E: 0 K: 1 S: 5	H: 1 LOB: 0 BB: 0 P: 5	R: 0 E: 0 K: 1 S: 5	H: 0 LOB: 0 BB: 0 P: 5	R: 0 E: 0 K: 0 S: 3	H: 0 LOB: 1 BB: 1 P: 7	R: 0 E: 0 K: 1 S: 5	H: 0 LOB: 0 BB: 0 P: 5	R: 1 E: 0 K: 1 S: 8	H: 3 LOB: 3 BB: 1 P: 12	R: 0 E: 0 K: 0 S: 3	H: 1 LOB: 0 BB: 0 P: 3	1B: 4 2B: 2 3B: 0 HR: 0	SF: 0 SAC: 1 DP: 1 HBP: 0	WP: 0 PB: 0 SB: 0 CS: 1	PA: 32					
PITCHER	IP	WLS	BF	H	R	ER	SO	BB	IBB	HBP	BLK	WP	HR	S	P	ERA	WHIP								
Pascual Perez, R (1, 1)	7.2	W	27	4	1	1	8	1	0	0	0	0	0	42	46	1.17	0.652								
Terry Forster, L ERA: (8, 1)	0.0		1	0	0	0	0	1	0	0	0	0	0	0	4	∞	∞								
Gene Garber, R ERA: (8, 1)	1.1	S	4	1	0	0	0	0	0	0	0	0	0	4	4	0.00	0.750								



Batter	1	2	3	4	5	6	7	8	9	AB	R	H	RBI	BB	SO	LOB	TOP			
Scot Thompson, L (1.7) OBP: 0.273, SLG: 0.381	K	K						4-3		3	0	0	0	1	2	1	Chicago Cubs @ Philadelphia Phillies Veterans Stadium, Philadelphia, PA Mon Apr 18 1983, 6:05 PM EST Att: 13,832 - Unknown			
23 Ryne Sandberg, R (1.4) OBP: 0.149, SLG: 0.191	5-3		F7		5-3			5-3		4	0	0	0	0	0	1				
Bill Buckner, L (1.3) OBP: 0.200, SLG: 0.244	3B	1B	1-3		4-3			4-3		4	1	1	0	0	0	1				
Leon Durham, L (1.8) OBP: 0.390, SLG: 0.394	1B	3B	4-3					P5		4	1	1	1	0	0	0				
Ron Cey, R (1.5) OBP: 0.295, SLG: 0.275	1B				FC5-4	1B		6-3		4	0	3	1	0	0	0				
Keith Moreland, R (1.9) OBP: 0.343, SLG: 0.500	K				FC5-4	1B		6-3		4	0	1	0	0	1	2				
Jody Davis, R (1.2) OBP: 0.282, SLG: 0.286			6-3		FC5-4			FC6-4	1B	4	0	1	0	0	0	4				
Larry Bowa, S (1.6) OBP: 0.225, SLG: 0.256					G3			FC6-4	1B	3	0	1	0	0	0	2				
Paul Moskau, R (1.1) Craig Lefferts, L (4.1) Gary Woods, R (7. PH) Bill Campbell, R (7.1)		SH1-4						G1-6-3		0	0	0	0	0	0	0	CBS			
Inning Stats	R: 2 E: 0 K: 2 S: 10	H: 3 LOB: 1 BB: 0 P: 10	R: 0 E: 0 K: 1 S: 6	H: 1 LOB: 1 BB: 0 P: 6	R: 0 E: 0 K: 0 S: 3	H: 0 LOB: 0 BB: 0 P: 3	R: 0 E: 0 K: 0 S: 4	H: 2 LOB: 1 BB: 0 P: 4	R: 0 E: 0 K: 0 S: 3	H: 0 LOB: 1 BB: 1 P: 7	R: 0 E: 0 K: 0 S: 3	H: 1 LOB: 0 BB: 0 P: 3	R: 0 E: 0 K: 0 S: 3	H: 0 LOB: 0 BB: 0 P: 3	R: 0 E: 1 K: 0 S: 4	H: 1 LOB: 1 BB: 0 P: 4		1B: 7 2B: 0 3B: 1 HR: 0	SF: 0 SAC: 1 DP: 3 HBP: 0	WP: 0 PB: 0 SB: 0 CS: 0
PITCHER John Denny, R (1.1) ERA: 3.27	IP: 9.0 WLS: W BF: 34 H: 8 R: 2 ER: 2 SO: 3 BB: 1 IBB: 0 HBP: 0 BLK: 0 WP: 0 HR: 0 S: 39 P: 43 ERA: 2.00 WHIP: 1.000															PITCHER	IP: 9.0 WLS: W BF: 34 H: 8 R: 2 ER: 2 SO: 3 BB: 1 IBB: 0 HBP: 0 BLK: 0 WP: 0 HR: 0 S: 39 P: 43 ERA: 2.00 WHIP: 1.000			

Batter	1	2	3	4	5	6	7	8	9	AB	R	H	RBI	BB	SO	LOB	BOTTOM			
Pete Rose, S (1.9) OBP: 0.267, SLG: 0.366	4-3		4-3							4	1	1	2	0	1	0	Chicago Cubs @ Philadelphia Phillies Veterans Stadium, Philadelphia, PA Mon Apr 18 1983, 6:05 PM EST Att: 13,832 - Unknown			
Greg Gross, L (8.7) OBP: 0.455, SLG: 0.438				FC1-6	3B			SF8		0	0	0	1	0	0	0				
Gary Matthews, R (1.7) OBP: 0.409, SLG: 0.568				FC1-6	IBB			K		3	2	3	1	1	0	0				
Bob Dernier, R (8.9)	2B		HR					1B		1	0	0	0	0	1	1				
Joe Morgan, L (1.4) OBP: 0.422, SLG: 0.194	F7		HR	FC1-6	WP			FC5		3	1	1	1	1	0	2				
Mike Schmidt, R (1.5) OBP: 0.409, SLG: 0.606	F9		HR					FC5		4	1	1	2	0	1	4				
Larry Milbourne, S (8.5) OBP: 0.500, SLG: 0.500			HR	K				1B		0	0	0	0	0	0	0				
Tony Perez, R (1.3) OBP: 0.389, SLG: 0.412								2-1		3	0	1	1	1	0	0				
Von Hayes, L (1.8) OBP: 0.238, SLG: 0.111								1B		4	0	0	0	0	0	4	livebaseballscores.com			
Garry Maddox, R (8.8)	1-3		G3					P4		0	0	0	0	0	0	0				
Bo Diaz, R (1.2) OBP: 0.400, SLG: 0.472	5-3							2-1		4	2	2	0	0	0	1	AB 32 R 8 H 11 RBI 8 BB 3 SO 4 LOB 13			
Ivan De Jesus, R (1.6) OBP: 0.250, SLG: 0.207	6-3							SH2-3	2B	4	1	2	0	0	0	1				
John Denny, R (1.1)								SH2-3	1B	2	0	0	0	0	1	0	Phillies			
Inning Stats	R: 0 E: 0 K: 0 S: 4	H: 1 LOB: 1 BB: 0 P: 4	R: 0 E: 1 K: 0 S: 4	H: 0 LOB: 1 BB: 0 P: 4	R: 3 E: 0 K: 0 S: 5	H: 2 LOB: 1 BB: 2 P: 13	R: 3 E: 0 K: 1 S: 8	H: 3 LOB: 1 BB: 1 P: 12	R: 0 E: 0 K: 0 S: 3	H: 0 LOB: 0 BB: 0 P: 3	R: 0 E: 0 K: 2 S: 7	H: 0 LOB: 0 BB: 0 P: 7	R: 1 E: 0 K: 0 S: 5	H: 3 LOB: 2 BB: 0 P: 5	R: 1 E: 0 K: 1 S: 7	H: 2 LOB: 1 BB: 0 P: 7		1B: 6 2B: 2 3B: 1 HR: 2	SF: 1 SAC: 2 DP: 0 HBP: 0	WP: 2 PB: 0 SB: 0 CS: 0
PITCHER Paul Moskau, R (1.1) ERA: 16.2	IP: 3.1 WLS: L BF: 19 H: 6 R: 6 ER: 6 SO: 0 BB: 2 IBB: 0 HBP: 0 BLK: 0 WP: 1 HR: 2 S: 25 P: 25 ERA: 16.20 WHIP: 2.400															PITCHER	IP: 3.1 WLS: L BF: 19 H: 6 R: 6 ER: 6 SO: 0 BB: 2 IBB: 0 HBP: 0 BLK: 0 WP: 1 HR: 2 S: 25 P: 25 ERA: 16.20 WHIP: 2.400			
PITCHER Craig Lefferts, L (4.1) ERA: 9.84	IP: 2.2 WLS: 9 BF: 9 H: 0 R: 0 ER: 0 SO: 3 BB: 0 IBB: 1 HBP: 0 BLK: 0 WP: 1 HR: 0 S: 14 P: 18 ERA: 9.00 WHIP: 0.000															PITCHER	IP: 2.2 WLS: 9 BF: 9 H: 0 R: 0 ER: 0 SO: 3 BB: 0 IBB: 1 HBP: 0 BLK: 0 WP: 1 HR: 0 S: 14 P: 18 ERA: 9.00 WHIP: 0.000			
PITCHER Bill Campbell, R (7.1) ERA: 6.75	IP: 2.0 WLS: 11 BF: 5 H: 2 R: 2 ER: 2 SO: 1 BB: 0 IBB: 0 HBP: 0 BLK: 0 WP: 0 HR: 0 S: 12 P: 12 ERA: 9.00 WHIP: 2.500															PITCHER	IP: 2.0 WLS: 11 BF: 5 H: 2 R: 2 ER: 2 SO: 1 BB: 0 IBB: 0 HBP: 0 BLK: 0 WP: 0 HR: 0 S: 12 P: 12 ERA: 9.00 WHIP: 2.500			

Batter	1	2	3	4	5	6	7	8	9	AB	R	H	RBI	BB	SO	LOB	TOP
Gary Woods, R (1,8)	0-0 4-3		0-0 L8			4-0 BLK BB		0-0 F9		3	0	0	0	1	0	2	Chicago Cubs @ Philadelphia Phillies Veterans Stadium, Philadelphia, PA Wed Apr 20 1983, 6:05 PM EST Att: 11,271 - Unknown livebaseballscores.com AB 30 R 0 H 4 RBI 0 BB 3 SO 10 LOB 12 
Junior Kennedy, R (1,4) Jerry Morales, R (8,PH) Lee Smith, R (8,1)	0-3 K		0-0 4-3			0-3 K		0-0 F8		3	0	0	0	0	2	2	
Bill Buckner, L (1,3) OBP: 0.204, SLG: 0.245	0-0 FC6-4 1B			0-0 G3		0-0 G3			0-3 K	4	0	1	0	0	1	1	
Ron Cey, R (1,5) OBP: 0.271, SLG: 0.250	0-0 FC6-4			0-3 K			0-0 4-3		0-3 K	4	0	0	0	0	2	1	
Keith Moreland, R (1,9) OBP: 0.333, SLG: 0.472		0-0 5-3		0-0 6-3			0-3 K		0-0 1B	4	0	1	0	0	1	0	
Wayne Nordhagen, R (1,7) OBP: 0.188, SLG: 0.429		0-0 6-3			0-0 6-3		0-0 2B		0-3 K	4	0	1	0	0	1	1	
Jody Davis, R (1,2) OBP: 0.286, SLG: 0.270		0-0 F7			4-0 BB		0-0 F9			2	0	0	0	1	0	1	
Larry Bowa, S (1,6) OBP: 0.256, SLG: 0.268			4-0 BLK BB		0-0 G6-4-3			0-0 1B		2	0	1	0	1	0	1	
Chuck Rainey, R (1,1) OBP: 0.200, SLG: 0.200 23 Ryne Sandberg, R (8,PH) OBP: 0.146, SLG: 0.168			0-3 K			0-3 K		0-3 K		2	0	0	0	0	2	1	
										1	0	0	0	0	1	1	
Inning Stats	R: 0 E: 0 K: 1 S: 6	H: 1 LOB: 1 BB: 0 P: 6	R: 0 E: 0 K: 0 S: 3	H: 0 LOB: 0 BB: 0 P: 3	R: 0 E: 0 K: 1 S: 5	H: 0 LOB: 1 BB: 1 P: 9	R: 0 E: 0 K: 1 S: 5	H: 0 LOB: 0 BB: 0 P: 5	R: 0 E: 0 K: 2 S: 7	H: 0 LOB: 1 BB: 1 P: 11	R: 0 E: 0 K: 1 S: 6	H: 1 LOB: 1 BB: 0 P: 6	R: 0 E: 0 K: 3 S: 10	H: 1 LOB: 1 BB: 0 P: 10	1B: 3 2B: 1 3B: 0 HR: 0	SF: 0 SAC: 0 DP: 1 HBP: 0	WP: 0 PA: 33 PB: 0 SB: 0 CS: 0
PITCHER Steve Carlton, L (1,1) ERA: 1.69	IP: 9.0 WLS: W BF: 33 H: 4 R: 0 ER: 0 SO: 10 BB: 3 IBB: 0 HBP: 0 BLK: 2 WP: 0 HR: 0 S: 50 P: 62 ERA: 0.00 WHIP: 0.778											PITCHER	IP: 9.0 WLS: W BF: 33 H: 4 R: 0 ER: 0 SO: 10 BB: 3 IBB: 0 HBP: 0 BLK: 2 WP: 0 HR: 0 S: 50 P: 62 ERA: 0.00 WHIP: 0.778				

Batter	1	2	3	4	5	6	7	8	9	AB	R	H	RBI	BB	SO	LOB	BOTTOM
Pete Rose, S (1,9) OBP: 0.265, SLG: 0.341	0-0 4-3			0-0 6-3	4-0 BB		0-0 4-3			3	0	0	0	1	0	0	Chicago Cubs @ Philadelphia Phillies Veterans Stadium, Philadelphia, PA Wed Apr 20 1983, 6:05 PM EST Att: 11,271 - Unknown livebaseballscores.com AB 30 R 2 H 6 RBI 2 BB 4 SO 4 LOB 15 
Gary Matthews, R (1,7) OBP: 0.396, SLG: 0.585 Greg Gross, L (8,7) OBP: 0.455, SLG: 0.438	0-0 6-3			0-0 HR 3B	0-3 K		0-0 5-3			4	1	1	0	0	1	3	
Joe Morgan, L (1,4) OBP: 0.408, SLG: 0.286	0-0 F8			0-0 HR	0-0 F7		0-0 3-1			4	1	1	2	0	0	3	
Tony Perez, R (1,3) OBP: 0.400, SLG: 0.405 Bob Dernier, R (8,PR) (9,9)		0-0 5-3		0-0 6-3 1B		0-0 4-3		4-0 S BB		3	0	1	0	1	0	0	
Bo Diaz, R (1,2) OBP: 0.386, SLG: 0.436		0-3 K		0-0 6-3	4-0 1B BB		0-0 F9			3	0	0	0	1	1	2	
Gary Maddox, R (1,8) OBP: 0.286, SLG: 0.167		0-0 5-3		0-3 K	0-0 1B BB		0-0 1B		4-0 BB	3	0	1	0	1	1	1	
Larry Milbourne, S (1,5) OBP: 0.250, SLG: 0.250			0-3 K		0-0 3-1	0-0 F8		0-0 F5		4	0	0	0	0	1	4	
Ivan De Jesus, R (1,6) OBP: 0.257, SLG: 0.219			0-0 5-3		0-0 BB 1B	0-0 1-3				3	0	1	0	0	0	2	
Steve Carlton, L (1,1) OBP: 0.333, SLG: 0.364			0-0 1-3		0-0 BB 1B		0-0 G3			3	0	1	0	0	0	0	
Inning Stats	R: 0 E: 0 K: 0 S: 3	H: 0 LOB: 0 BB: 0 P: 3	R: 0 E: 0 K: 1 S: 5	H: 0 LOB: 0 BB: 0 P: 5	R: 0 E: 0 K: 1 S: 8	H: 3 LOB: 1 BB: 0 P: 8	R: 0 E: 0 K: 1 S: 7	H: 2 LOB: 3 BB: 1 P: 11	R: 0 E: 0 K: 0 S: 4	H: 1 LOB: 2 BB: 1 P: 8	R: 0 E: 0 K: 0 S: 3	H: 0 LOB: 0 BB: 0 P: 3	R: 0 E: 0 K: 0 S: 3	H: 0 LOB: 2 BB: 2 P: 11	1B: 4 2B: 0 3B: 1 HR: 1	SF: 0 SAC: 0 DP: 0 HBP: 0	
PITCHER Chuck Rainey, R (1,1) ERA: 2.7 Lee Smith, R (8,1) ERA:	IP: 7.0 WLS: L BF: 29 H: 6 R: 2 ER: 2 SO: 4 BB: 2 IBB: 0 HBP: 0 BLK: 0 WP: 0 HR: 1 S: 35 P: 43 ERA: 2.57 WHIP: 1.143											PITCHER	IP: 1.0 WLS: L BF: 5 H: 0 R: 0 ER: 0 SO: 0 BB: 2 IBB: 0 HBP: 0 BLK: 0 WP: 0 HR: 0 S: 3 P: 11 ERA: 0.00 WHIP: 2.000				

Batter	1	2	3	4	5	6	7	8	9	AB	R	H	RBI	BB	SO	LOB	TOP								
Pete Rose, S OBP: 0.283, SLG: 0.340 Tug McGraw, R (6, 1) Bill Robinson, R (8, PH) Ron Reed, R (8, 1)	0-0 G4-6-3 1B 1B		0-0 2-3		4-0 BB	0-0 FC6-4		0-3 K		3	1	1	0	1	0	2									
Gary Matthews, R OBP: 0.385, SLG: 0.545 Bob Dernier, R OBP: 0.250, SLG: 0.143	4-0 G4-6-3 1-2 BB		0-0 L9		0-0 L6			0-3 K	0-0 1B 2B 1B	3	0	0	0	1	1	1									
Joe Morgan, L OBP: 0.389, SLG: 0.275	0-0 G4-6-3 1-2 2-3		0-0 P6		0-3 K			0-0 4-3	0-0 2B 5-3 1B	5	1	1	0	0	1	3									
Mike Schmidt, R OBP: 0.469, SLG: 0.647	4-0 1B BB			4-0 L9 S E BB		4-0 BB 1B 1B		4-0 1B BB	0-0 5-3 1-3 2B 1B	1	2	1	1	4	0	0									
Tony Perez, R OBP: 0.422, SLG: 0.429 Len Matuszek, L (9, 3)	0-0 1-3 1B		0-0 L9		0-0 L9	0-0 1B BB 1B		0-0 FC6-4 1B	0-0 5-3	5	1	3	1	0	0	3									
Bo Diaz, R OBP: 0.397, SLG: 0.395	0-0 6-3		0-0 5-3		0-0 5-3	0-3 K		0-0 FC6-4 1-2	4-0 5-3 IBB	4	0	0	0	1	1	7									
Garry Maddox, R OBP: 0.333, SLG: 0.200		0-0 6-3		0-0 E8 1B		4-0 1B BB		0-3 K	0-0 5-3 1-2 2-3 3-H	4	0	1	2	1	1	2									
Ivan De Jesus, R OBP: 0.243, SLG: 0.206 Greg Gross, L OBP: 0.440, SLG: 0.421 (6, PH) (6, 9) (8, 7)	0-0 F8		0-0 5-3		0-0 5-3	0-0 FC6-4 1B		0-0 L5	0-0 K	2	0	0	0	0	0	1									
Dick Ruthven, R OBP: 0.333, SLG: 0.667 Sid Monge, S (4, 1) Bob Molinaro, L OBP: 0.125, SLG: 0.571 Larry Milbourne, S OBP: 0.333, SLG: 0.556 (6, 6)	0-3 K			0-0 5-3		0-0 SF8		0-0 3B	0-0 K	1	0	0	0	0	1	0									
Inning Stats	R: 1 E: 0 K: 0 S: 4	H: 2 LOB: 2 BB: 2 P: 12	R: 0 E: 0 K: 1 S: 5	H: 0 LOB: 0 BB: 0 P: 5	R: 0 E: 0 K: 0 S: 3	H: 0 LOB: 0 BB: 0 P: 3	R: 1 E: 1 K: 0 S: 4	H: 1 LOB: 1 BB: 1 P: 8	R: 0 E: 0 K: 1 S: 5	H: 0 LOB: 2 BB: 2 P: 9	R: 2 E: 0 K: 1 S: 7	H: 2 LOB: 2 BB: 2 P: 15	R: 0 E: 0 K: 1 S: 6	H: 1 LOB: 2 BB: 1 P: 10	R: 0 E: 0 K: 2 S: 8	H: 1 LOB: 1 BB: 1 P: 8	R: 2 E: 0 K: 1 S: 8	H: 3 LOB: 2 BB: 1 P: 12	1B: 8 2B: 1 3B: 1 HR: 0	SF: 1 SAC: 0 DP: 1 HBP: 0	WP: 0 PB: 0 SB: 1 CS: 0	PA: 44			
PITCHER	IP	WLS	BF	H	R	ER	SO	BB	IBB	HBP	BLK	WP	HR	S	P	ERA	WHIP								
Nolan Ryan, R ERA: 5.25	6.0	L	28	5	4	4	3	6	0	0	0	0	0	28	52	6.00	1.833								
Vern Riffe, R ERA: 2.53	1.0		5	1	0	0	1	1	0	0	0	0	0	6	10	0.00	2.000								
Dave Smith, R ERA: 12.27	1.0		7	4	2	2	2	0	0	0	0	0	0	11	11	18.00	4.000								
Frank DiPino, L ERA: 6.0	1.0		4	0	0	0	1	0	1	0	0	0	0	5	9	0.00	0.000								

Philadelphia Phillies @ Houston Astros
Astrodome, Houston, TX
Fri Apr 22 1983, 7:05 PM EST
Att: 32,130 - Dome

AB 35
R 6
H 10
RBI 6
BB 8
SO 7
LOB 22



Batter	1	2	3	4	5	6	7	8	9	AB	R	H	RBI	BB	SO	LOB	BOTTOM								
Omar Moreno, L OBP: 0.294, SLG: 0.338	0-0 G3		0-0 F9		0-0 F2		0-0 F8		0-3 K	5	0	0	0	0	1	2									
Kevin Bass, S OBP: 0.379, SLG: 0.519	0-0 E3 L3			0-0 1B S SF7 1B	0-0 1B S 1B		0-3 K			4	1	2	0	0	1	0									
Dickie Thon, R OBP: 0.347, SLG: 0.463	0-0 L3			0-0 E S 1B	0-0 F8			0-0 F8		4	1	1	0	0	0	2									
Phil Garner, R OBP: 0.379, SLG: 0.421		0-3 K		0-0 SF7	0-0 1B			0-0 6-3		3	0	1	1	0	1	0									
Jose Cruz, L OBP: 0.397, SLG: 0.373		0-0 5-3		0-0 BB 1B 1B	0-0 F7			0-0 1B		4	1	2	1	0	0	2									
Ray Knight, R OBP: 0.310, SLG: 0.340		0-0 F9		0-0 1B BB 1B				0-0 4-3		4	0	1	0	0	0	1									
Alan Ashby, S OBP: 0.457, SLG: 0.613			0-0 F8	4-0 1B BB	0-0 K			0-0 4-1 2B		3	0	1	0	1	1	0									
Craig Reynolds, L OBP: 0.200, SLG: 0.200 Bill Doran, S OBP: 0.338, SLG: 0.286 (4, PH) (5, 4)			0-0 6-3		0-0 1B			0-0 F9		1	0	0	0	0	0	0									
Nolan Ryan, R ERA: 5.25 Vern Riffe, R ERA: 2.53 Tony Scott, S OBP: 0.379, SLG: 0.519 Dave Smith, R ERA: 12.27 Frank DiPino, L ERA: 6.0 Harry Spillman, L OBP: 0.333, SLG: 0.500 (1, 1) (7, 1) (8, 1) (9, 1) (9, 3)			0-0 1B		0-0 K			0-0 F7		2	0	1	0	0	1	2									
Inning Stats	R: 0 E: 1 K: 0 S: 3	H: 0 LOB: 0 BB: 0 P: 3	R: 0 E: 0 K: 1 S: 5	H: 0 LOB: 0 BB: 0 P: 5	R: 0 E: 0 K: 0 S: 4	H: 1 LOB: 1 BB: 0 P: 4	R: 3 E: 0 K: 1 S: 9	H: 5 LOB: 2 BB: 1 P: 13	R: 0 E: 0 K: 0 S: 5	H: 2 LOB: 2 BB: 0 P: 5	R: 0 E: 0 K: 1 S: 5	H: 0 LOB: 0 BB: 0 P: 5	R: 0 E: 0 K: 1 S: 4	H: 1 LOB: 1 BB: 0 P: 4	R: 0 E: 0 K: 1 S: 6	H: 1 LOB: 1 BB: 0 P: 6	1B: 9 2B: 2 3B: 0 HR: 0	SF: 1 SAC: 0 DP: 1 HBP: 0	WP: 0 PB: 0 SB: 3 CS: 0	PA: 37					
PITCHER	IP	WLS	BF	H	R	ER	SO	BB	IBB	HBP	BLK	WP	HR	S	P	ERA	WHIP								
Dick Ruthven, R ERA: 7.5	3.1		16	5	3	3	1	1	0	0	0	0	0	9	9	0.00	1.800								
Sid Monge, L ERA: 5.06	1.2	W	7	3	0	0	1	0	0	0	0	0	0	9	9	0.00	1.800								
Tug McGraw, L ERA:	2.0		6	0	0	0	2	0	0	0	0	0	0	10	10	0.00	0.000								
Ron Reed, R ERA: 1.04	2.0	S	8	2	0	0	1	0	0	0	0	0	0	10	10	0.00	1.000								

Philadelphia Phillies @ Houston Astros
Astrodome, Houston, TX
Fri Apr 22 1983, 7:05 PM EST
Att: 32,130 - Dome

AB 35
R 3
H 10
RBI 3
BB 1
SO 5
LOB 11



Batter	1	2	3	4	5	6	7	8	9	AB	R	H	RBI	BB	SO	LOB	TOP							
Greg Gross, L OBP: 0.433, SLG: 0.500 (1, 9)										5	1	2	3	0	0	0								
Gary Matthews, R OBP: 0.393, SLG: 0.532 Pete Rose, S OBP: 0.296, SLG: 0.354 (1, 7) (8, 3)										3	1	1	0	1	1	0								
Joe Morgan, L OBP: 0.373, SLG: 0.250 (1, 4)										4	0	0	0	1	0	3								
Mike Schmidt, R OBP: 0.453, SLG: 0.632 (1, 5)										4	1	1	0	0	2	5								
Tony Perez, R OBP: 0.429, SLG: 0.457 Bob Demler, R OBP: 0.250, SLG: 0.143 (1, 3) (8, 9)										4	1	2	2	0	1	0								
Bo Diaz, R OBP: 0.358, SLG: 0.383 (1, 2)										4	1	1	1	0	0	1								
Garry Maddox, R OBP: 0.313, SLG: 0.214 (1, 8)										4	1	1	0	0	0	2								
Ivan De Jesus, R OBP: 0.244, SLG: 0.211 (1, 6)										4	0	1	1	0	0	2								
John Denny, R OBP: 0.200, SLG: 0.111 (1, 1)										4	1	1	0	0	0	1								
Inning Stats	R: 2 E: 0 K: 0 S: 6	H: 3 LOB: 1 BB: 0 P: 6	R: 0 E: 0 K: 0 S: 3	H: 0 LOB: 0 BB: 0 P: 3	R: 0 E: 0 K: 1 S: 5	H: 0 LOB: 0 BB: 0 P: 5	R: 4 E: 0 K: 1 S: 10	H: 5 LOB: 3 BB: 2 P: 18	R: 1 E: 0 K: 0 S: 5	H: 2 LOB: 1 BB: 0 P: 5	R: 0 E: 0 K: 0 S: 3	H: 0 LOB: 0 BB: 0 P: 7	R: 0 E: 0 K: 0 S: 3	H: 0 LOB: 0 BB: 0 P: 3	R: 0 E: 0 K: 0 S: 3	H: 1 LOB: 0 BB: 0 P: 3	1B: 8 2B: 2 3B: 1 HR: 0	SF: 0 SAC: 0 DP: 0 HBP: 0	WP: 0 PB: 0 SB: 1 CS: 1	PA: 39				
PITCHER	IP WLS BF H R ER SO BB IBB HBP BLK WP HR S P ERA WHIP																							
Joe Niekro, R ERA: 4.54 Bill Dawley, R ERA: 1.23 Vern Ruhle, R ERA: 2.45 Dave Smith, R ERA: 9.64 (1, 1) (4, 1) (6, 1) (9, 1)	3.2 1.1 3.0 1.0	L 6 9 3	21 2 0 1	8 1 0 0	6 1 0 0	6 1 0 0	1 1 0 0	2 0 0 0	0 0 0 0	0 0 0 0	0 0 0 0	0 0 0 0	0 0 0 0	0 0 0 0	0 0 0 0	0 0 0 0	0 0 0 0	0 0 0 0	0 0 0 0	0 0 0 0	0 0 0 0	0 0 0 0	14.73 6.75 0.00 0.00	2.727 1.500 0.000 1.000

Philadelphia Phillies @ Houston Astros
Astrodome, Houston, TX
Sat Apr 23 1983, 7:05 PM EST
Att: 22,790 - Dome

AB 37
R 7
H 11
RBI 7
BB 2
SO 4
LOB 14

Batter	1	2	3	4	5	6	7	8	9	AB	R	H	RBI	BB	SO	LOB	BOTTOM							
Omar Moreno, L OBP: 0.292, SLG: 0.333 (1, 8)										4	0	1	0	0	0	0								
Kevin Bass, S OBP: 0.333, SLG: 0.452 (1, 9)										4	0	0	0	0	0	1								
Dickie Thon, R OBP: 0.342, SLG: 0.451 (1, 6)										4	0	1	0	0	0	0								
Phil Garner, R OBP: 0.371, SLG: 0.410 (1, 5)										4	1	1	0	0	0	1								
Jose Cruz, L OBP: 0.394, SLG: 0.371 (1, 7)										3	1	1	0	0	0	1								
Ray Knight, R OBP: 0.328, SLG: 0.393 (1, 3)										3	1	2	2	0	0	1								
Alan Ashby, S OBP: 0.421, SLG: 0.576 (1, 2)										2	0	0	1	0	0	2								
Craig Reynolds, L OBP: 0.125, SLG: 0.125 (1, 4)										3	0	0	0	0	0	0								
Joe Niekro, R Bill Dawley, R Terry Puhl, L Vern Ruhle, R Bill Doran, S Dave Smith, R (1, 1) (4, 1) (5, PH) (8, 1) (8, PH) (9, 1)										1	0	0	0	0	0	0								
Inning Stats	R: 0 E: 0 K: 0 S: 3	H: 1 LOB: 0 BB: 0 P: 3	R: 3 E: 1 K: 0 S: 6	H: 2 LOB: 0 BB: 0 P: 6	R: 0 E: 0 K: 0 S: 4	H: 1 LOB: 1 BB: 0 P: 4	R: 0 E: 0 K: 0 S: 3	H: 1 LOB: 0 BB: 0 P: 3	R: 0 E: 0 K: 0 S: 3	H: 0 LOB: 0 BB: 0 P: 3	R: 0 E: 0 K: 0 S: 3	H: 1 LOB: 0 BB: 0 P: 3	R: 0 E: 0 K: 0 S: 3	H: 0 LOB: 0 BB: 0 P: 3	R: 0 E: 0 K: 0 S: 3	H: 0 LOB: 0 BB: 0 P: 3	1B: 5 2B: 0 3B: 1 HR: 0	SF: 1 SAC: 0 DP: 2 HBP: 0	WP: 0 PB: 0 SB: 0 CS: 1	PA: 31				
PITCHER	IP WLS BF H R ER SO BB IBB HBP BLK WP HR S P ERA WHIP																							
John Denny, R ERA: 2.9 (1, 1)	9.0 W 31	6 3	2 2	0 0	0 0	0 0	0 0	0 0	0 0	0 0	0 0	0 0	0 0	0 0	0 0	0 0	0 0	0 0	0 0	0 0	0 0	0 0	0 0	2.00 0.667

Philadelphia Phillies @ Houston Astros
Astrodome, Houston, TX
Sat Apr 23 1983, 7:05 PM EST
Att: 22,790 - Dome

AB 30
R 3
H 6
RBI 3
BB 0
SO 0
LOB 6

Batter	1	2	3	4	5	6	7	8	9	AB	R	H	RBI	BB	SO	LOB	TOP				
Pete Rose, S OBP: 0.265, SLG: 0.306 (1, 9)	0-0 3-1		0-0 1-3		0-0 G3		0-3 K	0-0 1-2 2-H 3-H 1B		5	0	1	2	0	1	1					
Gary Matthews, R OBP: 0.394, SLG: 0.483 Ron Reed, R (8, 1)	0-0 6-3		0-0 F9			0-0 1B 1B	4-0 BB BB	0-0 F8		4	1	1	0	1	0	2					
Joe Morgan, L OBP: 0.380, SLG: 0.259 (1, 4)	0-0 4-3		0-0 F9			0-0 1B 1B	0-3 K	0-0 L9		5	1	1	0	0	1	3					
Mike Schmidt, R OBP: 0.448, SLG: 0.680 (1, 5)		0-0 1B BLK 1B 1B		0-0 F8		0-0 F2		0-0 F2		4	1	1	0	1	0	2					
Tony Perez, R OBP: 0.419, SLG: 0.448 Bob Demier, R OBP: 0.182, SLG: 0.100 (7, 9)	0-0 P6		0-0 F7			0-0 E 1B 1B	0-3 K		0-0 6-3	4	0	1	1	0	1	3					
Gary Maddox, R OBP: 0.333, SLG: 0.286 (1, 8)	0-0 S E 1B		0-0 4-3			0-0 E8 1B		0-0 5-3		5	1	3	1	0	0	0					
Ozzie Virgil, R OBP: 0.200, SLG: 0.400 Von Hayes, L OBP: 0.238, SLG: 0.111 Greg Gross, L OBP: 0.438, SLG: 0.480 (8, 7)	0-3 K		0-3 K		0-3 K	0-0 6-3		0-0 2B 1B 2B	0-0 4-3	4	0	1	0	0	2	4					
Ivan De Jesus, R OBP: 0.280, SLG: 0.244 (1, 6)	0-0 E2 1B		0-0 SH1-4 BB		4-0 SH1-4 BB	4-0 IBB		0-0 2B 1B 2B		2	1	2	1	2	0	0					
Dick Ruthven, R OBP: 0.200, SLG: 0.400 Porfi Altamirano, R (8, 1)	0-0 6-3		0-0 SH1-4		0-0 4-3			4-0 1B		2	0	0	0	0	0	4					
Bo Diaz, R OBP: 0.355, SLG: 0.364 (8, 2)										0	0	0	0	0	0	0					
Inning Stats	R: 0 E: 0 K: 0 S: 3	H: 0 LOB: 0 BB: 0 P: 3	R: 2 E: 1 K: 1 S: 8	H: 3 LOB: 1 BB: 0 P: 8	R: 0 E: 0 K: 0 S: 3	H: 0 LOB: 0 BB: 0 P: 3	R: 0 E: 0 K: 1 S: 5	H: 0 LOB: 1 BB: 1 P: 9	R: 2 E: 1 K: 0 S: 7	H: 4 LOB: 3 BB: 1 P: 11	R: 0 E: 0 K: 3 S: 9	H: 0 LOB: 2 BB: 2 P: 17	R: 2 E: 0 K: 0 S: 6	H: 3 LOB: 2 BB: 1 P: 10	R: 0 E: 0 K: 0 S: 4	H: 1 LOB: 1 BB: 0 P: 4	1B: 9 2B: 2 3B: 0 HR: 0	SF: 0 SAC: 1 DP: 0 HBP: 0	WP: 0 PA: 43 PB: 0 SB: 1 CS: 0		
PITCHER	IP	WLS	BF	H	R	ER	SO	BB	IBB	HBP	BLK	WP	HR	S	P	ERA	WHIP				
Phil Niekro, R ERA: 7.09	5.1	L	24	7	4	3	2	1	0	0	1	0	0	0	27	31	5.06	1.500			
Rick Behenna, R ERA:	0.2		3	0	0	0	0	0	1	0	0	0	0	2	6	0.00	0.000				
Pete Falcone, L ERA: 2.89	1.1		10	3	2	2	3	2	1	0	0	0	0	13	25	13.50	3.750				
Rick Mahler, R ERA: 5.88	0.2		2	0	0	0	0	0	0	0	0	0	0	2	2	0.00	0.000				
Steve Bedrosian, R ERA: 3.89	1.0		4	1	0	0	0	0	0	0	0	0	0	4	4	0.00	1.000				

Philadelphia Phillies @ Atlanta Braves
Atlanta-Fulton County Stadium, Atlanta, GA
Wed Apr 27 1983, 7:05 PM EDT
Att: 20,341 - Unknown

AB	37
R	6
H	11
RBI	5
BB	5
SO	5
LOB	20



Batter	1	2	3	4	5	6	7	8	9	AB	R	H	RBI	BB	SO	LOB	BOTTOM				
Brett Butler, L OBP: 0.328, SLG: 0.323 (1, 8)	0-3 K		0-0 4-3			4-0 G6-4-3 BB		0-0 L7		3	0	0	0	1	1	0					
Rafael Ramirez, R OBP: 0.307, SLG: 0.338 (1, 6)	0-0 3-1		0-0 6-3			0-0 F8		0-0 2B		4	1	1	0	0	0	2					
Claudell Washington, L OBP: 0.354, SLG: 0.475 (1, 9)	0-3 K		0-0 G1-4-3 1B			0-0 G6-4-3 1-2		0-0 L8 2B		4	1	2	1	0	1	2					
Dale Murphy, R OBP: 0.444, SLG: 0.542 (1, 7)	0-0 4-3		0-0 G1-4-3			0-0 G3 1B		0-0 L8		4	0	1	0	0	0	2					
Bob Horner, R OBP: 0.338, SLG: 0.492 (1, 5)	0-0 6-3		0-3 K			0-0 L6		0-0 5-3		4	0	0	1	0	1	1					
Chris Chambliss, L OBP: 0.414, SLG: 0.558 (1, 3)	0-0 1B		0-3 K			0-0 G3		0-0 G3		4	0	1	0	0	1	1					
Glenn Hubbard, R OBP: 0.418, SLG: 0.509 (1, 4)	0-3 K		0-0 1B			0-0 F8				3	0	1	0	0	1	2					
Bruce Benedict, R OBP: 0.438, SLG: 0.471 (1, 2)			0-0 6-3			0-0 L9		0-0 F9		3	0	0	0	0	0	1					
Phil Niekro, R OBP: 0.111, SLG: 0.125 Rick Behenna, R OBP: 1.000, SLG: 1.000 Randy Johnson, R OBP: 1.000, SLG: 1.887 Pete Falcone, L (7, 1) Rick Mahler, R (8, 1) Ken Smith, L OBP: 0.333, SLG: 1.333 Steve Bedrosian, R (9, 1)	0-0 6-3		0-0 BB BB			4-0 BB		0-3 K		1	0	0	0	0	0	0					
Inning Stats	R: 0 E: 0 K: 2 S: 7	H: 0 LOB: 0 BB: 0 P: 7	R: 0 E: 0 K: 1 S: 6	H: 1 LOB: 1 BB: 0 P: 6	R: 0 E: 0 K: 0 S: 3	H: 0 LOB: 0 BB: 0 P: 3	R: 0 E: 0 K: 0 S: 3	H: 1 LOB: 0 BB: 0 P: 3	R: 0 E: 0 K: 2 S: 8	H: 1 LOB: 1 BB: 0 P: 8	R: 0 E: 0 K: 0 S: 2	H: 0 LOB: 1 BB: 2 P: 10	R: 0 E: 0 K: 0 S: 4	H: 1 LOB: 1 BB: 0 P: 4	R: 0 E: 0 K: 1 S: 5	H: 0 LOB: 0 BB: 0 P: 5	R: 2 E: 0 K: 0 S: 5	H: 2 LOB: 0 BB: 0 P: 5	1B: 4 2B: 2 3B: 0 HR: 0	SF: 0 SAC: 0 DP: 2 HBP: 0	WP: 0 PA: 33 PB: 0 SB: 0 CS: 0
PITCHER	IP	WLS	BF	H	R	ER	SO	BB	IBB	HBP	BLK	WP	HR	S	P	ERA	WHIP				
Dick Ruthven, R ERA: 5.28	5.0	W	19	3	0	0	5	2	0	0	0	0	0	27	35	0.00	1.000				
Porfi Altamirano, R ERA: 2.0	2.0		6	1	0	0	0	0	0	0	0	0	0	6	6	0.00	0.500				
Ron Reed, R ERA: 2.77	2.0		8	2	2	2	1	0	0	0	0	0	0	10	10	9.00	1.000				

Philadelphia Phillies @ Atlanta Braves
Atlanta-Fulton County Stadium, Atlanta, GA
Wed Apr 27 1983, 7:05 PM EDT
Att: 20,341 - Unknown

AB	31
R	2
H	6
RBI	2
BB	2
SO	6
LOB	11



Batter	1	2	3	4	5	6	7	8	9	10	AB	R	H	RBI	BB	SO	LOB	TOP			
Omar Moreno, L OBP: 0.286, SLG: 0.364 (1, 8)											5	0	1	0	0	2	4				
Tony Scott, S OBP: 0.364, SLG: 0.450 (1, 9)											5	1	2	0	0	1	1				
Dickie Thon, R OBP: 0.340, SLG: 0.417 (1, 6)											4	1	1	0	1	0	1				
Phil Garner, R OBP: 0.386, SLG: 0.427 (1, 5)											4	0	1	2	1	1	1				
Jose Cruz, L OBP: 0.416, SLG: 0.429 (1, 7)											4	1	2	1	0	2	2				
Ray Knight, R OBP: 0.333, SLG: 0.414 Bill Dawley, R (10, 1)											5	0	0	0	0	2	3				
Alan Ashby, S OBP: 0.358, SLG: 0.563 (1, 2)											4	2	2	1	0	1	2				
Bill Doran, S OBP: 0.310, SLG: 0.254 (1, 4)											3	0	1	0	1	0	1				
Joe Niekro, R OBP: 0.083, SLG: 0.083 Frank LaCorte, R (7, 1)											2	0	1	2	0	0	1				
Kevin Bass, S OBP: 0.316, SLG: 0.417 Denny Walling, L OBP: 0.125, SLG: 0.067 (10, 3)											0	0	0	0	0	0	0				
											1	1	1	0	0	0	0				
											0	0	0	0	0	0	0				
Inning Stats	R: 0 E: 0 K: 1 S: 5	H: 2 LOB: 0 BB: 0 P: 5	R: 0 E: 0 K: 1 S: 4	H: 0 LOB: 0 BB: 1 P: 8	R: 0 E: 0 K: 2 S: 8	H: 1 LOB: 1 BB: 0 P: 8	R: 0 E: 0 K: 1 S: 6	H: 1 LOB: 1 BB: 0 P: 6	R: 0 E: 0 K: 0 S: 3	H: 0 LOB: 0 BB: 0 P: 3	R: 2 E: 1 K: 1 S: 8	H: 2 LOB: 2 BB: 1 P: 12	R: 0 E: 0 K: 0 S: 3	H: 0 LOB: 0 BB: 0 P: 3	R: 1 E: 0 K: 0 S: 4	H: 2 LOB: 0 BB: 0 P: 4	R: 3 E: 0 K: 2 S: 10	H: 3 LOB: 1 BB: 1 P: 14	1B: 10 2B: 1 3B: 0 HR: 1	SF: 1 SAC: 1 DP: 0 HBP: 0	WP: 0 PA: 43
PITCHER	IP 9.1	WLS L	BF 38	H 11	R 5	ER 3	SO 8	BB 2	IBB 0	HBP 0	BLK 0	WP 0	HR 1	S 52	P 60	ERA 2.89	WHIP 1.393				
Ron Reed, R ERA: 3.29 (10, 1)	0.2		4	1	1	1	1	1	0	0	0	0	0	5	9	13.50	3.000				

Houston Astros @ Philadelphia Phillies
Veterans Stadium, Philadelphia, PA
Fri Apr 29 1983, 7:05 PM EDT
Att: 30,067 - Unknown

AB	37
R	6
H	12
RBI	6
BB	3
SO	9
LOB	16



Batter	1	2	3	4	5	6	7	8	9	10	AB	R	H	RBI	BB	SO	LOB	BOTTOM			
Pete Rose, S OBP: 0.270, SLG: 0.309 (8, 3)											6	0	2	0	0	1	0				
Gary Matthews, R OBP: 0.395, SLG: 0.460 Greg Gross, L OBP: 0.424, SLG: 0.462 (9, 7)											3	1	0	0	2	1	2				
Mike Schmidt, R OBP: 0.458, SLG: 0.654 (1, 5)											2	1	0	0	3	0	1				
Tony Perez, R OBP: 0.409, SLG: 0.435 Bob Dernier, R OBP: 0.182, SLG: 0.100 (7, PR) (8, 9)											4	0	1	0	0	1	3				
Bo Diaz, R OBP: 0.348, SLG: 0.345 (1, 2)											3	0	0	0	1	0	1				
Garry Maddox, R OBP: 0.371, SLG: 0.313 (1, 8)											4	0	2	1	1	1	1				
Larry Mlbourne, S OBP: 0.316, SLG: 0.353 (10, 6)											4	0	1	0	1	2	7				
Ivan De Jesus, R OBP: 0.278, SLG: 0.229 Joe Morgan, L OBP: 0.375, SLG: 0.255 (9, PH) (10, 4)											3	0	0	0	1	1	3				
Sieve Carlton, L OBP: 0.222, SLG: 0.235 Ron Reed, R OBP: 0.100, SLG: 0.444 (10, PH) (10, 1)											4	0	0	0	0	2	5				
											0	0	0	0	0	0	0				
											1	0	0	0	0	0	0				
Inning Stats	R: 0 E: 0 K: 2 S: 7	H: 0 LOB: 1 BB: 1 P: 11	R: 0 E: 0 K: 1 S: 5	H: 0 LOB: 1 BB: 1 P: 9	R: 0 E: 0 K: 0 S: 3	H: 0 LOB: 2 BB: 2 P: 11	R: 0 E: 1 K: 3 S: 11	H: 1 LOB: 2 BB: 0 P: 11	R: 0 E: 0 K: 0 S: 3	H: 1 LOB: 0 BB: 0 P: 3	R: 3 E: 2 K: 1 S: 8	H: 2 LOB: 2 BB: 1 P: 12	R: 0 E: 0 K: 1 S: 6	H: 1 LOB: 1 BB: 0 P: 6	R: 0 E: 1 K: 2 S: 8	H: 0 LOB: 3 BB: 2 P: 16	R: 0 E: 0 K: 0 S: 3	H: 0 LOB: 0 BB: 0 P: 3	1B: 6 2B: 0 3B: 0 HR: 0	SF: 0 SAC: 2 DP: 1 HBP: 0	WP: 0 PA: 47
PITCHER	IP 6.1	WLS W	BF 31	H 4	R 3	ER 0	SO 7	BB 1	IBB 0	HBP 0	BLK 1	WP 0	HR 0	S 38	P 66	ERA 0.00	WHIP 1.737				
Frank LaCorte, R ERA: 5.91 (7, 1)	2.2		13	2	0	0	3	1	1	0	0	0	0	17	25	0.00	1.125				
Bill Dawley, R ERA: 1.08 (10, 1)	1.0	S	3	0	0	0	0	0	0	0	0	0	0	3	3	0.00	0.000				

Houston Astros @ Philadelphia Phillies
Veterans Stadium, Philadelphia, PA
Fri Apr 29 1983, 7:05 PM EDT
Att: 30,067 - Unknown

AB	36
R	3
H	6
RBI	1
BB	9
SO	10
LOB	26



Batter	1	2	3	4	5	6	7	8	9	AB	R	H	RBI	BB	SO	LOB	TOP			
Omar Moreno, L (1, 8) OBP: 0.274, SLG: 0.348	4-3		4-3			1-3			4-3	4	0	0	0	0	0	0	Houston Astros @ Philadelphia Phillies Veterans Stadium, Philadelphia, PA Sat Apr 30 1983, 3:33 AM EDT Att: 24,845 - Unknown			
Tony Scott, S (1, 9) OBP: 0.360, SLG: 0.435	FC5-4 1B				G3				G3	3	0	1	0	0	0					
Dickie Thon, R (1, 6) OBP: 0.340, SLG: 0.414	FC5-4 1-2				CS 1B				F8	3	0	1	0	0	0	1				
Phil Garner, R (1, 5) OBP: 0.374, SLG: 0.410	6-3				4-3 1-2				4-3	3	0	0	0	0	0	2				
Jose Cruz, L (1, 7) OBP: 0.413, SLG: 0.418		BB BB							2-3	2	0	0	0	1	1	0				
Ray Knight, R (1, 3) OBP: 0.321, SLG: 0.397									6-3	3	0	0	0	0	0	1				
Alan Ashby, S (1, 2) OBP: 0.339, SLG: 0.529									6-3	3	0	0	0	0	0	2				
Bill Doran, S (1, 4) OBP: 0.302, SLG: 0.247																				
Denny Walling, L (9, PH) OBP: 0.118, SLG: 0.063																				
Michael LaCoss, R (1, 1) OBP: 0.083, SLG: 0.083																				
Vern Ruhle, R (7, 1)																				
Dave Smith, R (8, 1)																				
Craig Reynolds, L (9, PH) OBP: 0.111, SLG: 0.111																				
Inning Stats	R: 0 E: 0 K: 0 S: 4	H: 1 LOB: 1 BB: 0 P: 4	R: 0 E: 0 K: 0 S: 2	H: 0 LOB: 0 BB: 1 P: 6	R: 0 E: 0 K: 1 S: 5	H: 0 LOB: 0 BB: 0 P: 5	R: 0 E: 0 K: 0 S: 3	H: 1 LOB: 0 BB: 0 P: 3	R: 0 E: 0 K: 2 S: 7	H: 0 LOB: 0 BB: 0 P: 7	R: 0 E: 0 K: 0 S: 3	H: 0 LOB: 0 BB: 0 P: 3	R: 0 E: 0 K: 1 S: 5	H: 0 LOB: 0 BB: 0 P: 5	R: 0 E: 0 K: 1 S: 5	H: 0 LOB: 0 BB: 0 P: 5	1B: 2 2B: 0 3B: 0 HR: 0	SF: 0 SAC: 0 DP: 1 HBP: 0	WP: 0 PB: 0 SB: 0 CS: 1	PA: 28
PITCHER John Denny, R (1, 1) ERA: 2.25	IP: 9.0 WLS: W BF: 28 H: 2 R: 0 ER: 0 SO: 5 BB: 1 IBB: 0 HBP: 0 BLK: 0 WP: 0 HR: 0 S: 37 P: 41 ERA: 0.00 WHIP: 0.333																			

Batter	1	2	3	4	5	6	7	8	9	AB	R	H	RBI	BB	SO	LOB	BOTTOM			
Pete Rose, S (1, 9) OBP: 0.295, SLG: 0.352			4-3							3	1	2	1	1	0	0	Houston Astros @ Philadelphia Phillies Veterans Stadium, Philadelphia, PA Sat Apr 30 1983, 3:33 AM EDT Att: 24,845 - Unknown			
Bill Robinson, R (9, 3) OBP: 0.500, SLG: 0.333	FC4-6 1B					SF7 2H 3B	BB			0	0	0	0	0	0	0				
Gary Matthews, R (1, 7) OBP: 0.375, SLG: 0.439	K					SF7	F9			3	0	0	1	0	1	2				
Greg Gross, L (9, 7) OBP: 0.424, SLG: 0.462										0	0	0	0	0	0	0				
Joe Morgan, L (1, 4) OBP: 0.368, SLG: 0.254	FC4-6									4	1	1	0	0	0	1				
Larry Milbourne, S (9, 4) OBP: 0.316, SLG: 0.353	FC6-4 1-2					4-3				0	0	0	0	0	0	0				
Mike Schmidt, R (1, 5) OBP: 0.461, SLG: 0.643	FC6-4 1-2					F8				4	2	2	0	0	0	1				
Tony Perez, R (1, 3) OBP: 0.406, SLG: 0.431																				
Bob Demier, R (7, PR) OBP: 0.167, SLG: 0.091	6-3					F9				3	0	1	0	0	0	0				
Bo Diaz, R (1, 2) OBP: 0.329, SLG: 0.323										1	1	0	0	0	0	2				
Garry Maddox, R (1, 8) OBP: 0.410, SLG: 0.417										4	1	0	0	0	0	3				
Ivan De Jesus, R (1, 6) OBP: 0.276, SLG: 0.220										4	1	3	3	0	0	0				
John Denny, R (1, 1) OBP: 0.143, SLG: 0.077										2	1	0	1	1	0	2				
Inning Stats	R: 0 E: 0 K: 1 S: 6	H: 1 LOB: 1 BB: 0 P: 6	R: 0 E: 0 K: 0 S: 3	H: 1 LOB: 0 BB: 0 P: 3	R: 0 E: 0 K: 0 S: 3	H: 0 LOB: 0 BB: 0 P: 3	R: 0 E: 0 K: 0 S: 3	H: 0 LOB: 0 BB: 0 P: 3	R: 0 E: 0 K: 0 S: 3	H: 0 LOB: 0 BB: 0 P: 3	R: 2 E: 0 K: 1 S: 6	H: 1 LOB: 1 BB: 1 P: 10	R: 4 E: 2 K: 0 S: 7	H: 3 LOB: 1 BB: 1 P: 11	R: 2 E: 1 K: 0 S: 7	H: 3 LOB: 2 BB: 0 P: 7	1B: 6 2B: 2 3B: 1 HR: 0	SF: 2 SAC: 0 DP: 0 HBP: 0	WP: 0 PB: 0 SB: 1 CS: 1	PA: 37
PITCHER Michael LaCoss, R (1, 1) ERA: 6.03	IP: 6.0 WLS: L BF: 25 H: 6 R: 6 ER: 4 SO: 2 BB: 1 IBB: 0 HBP: 0 BLK: 0 WP: 0 HR: 0 S: 28 P: 32 ERA: 6.00 WHIP: 1.167																			
Vern Ruhle, R (7, 1) ERA: 3.2	1.1 9 3 2 2 0 1 0 0 0 0 0 0 8 12 13.50 3.000																			
Dave Smith, R (8, 1) ERA: 8.44	0.2 2 0 0 0 0 0 0 0 0 0 0 2 2 0.00 0.000																			

AB	27
R	0
H	2
RBI	0
BB	1
SO	5
LOB	4



AB	32
R	8
H	9
RBI	6
BB	2
SO	2
LOB	15



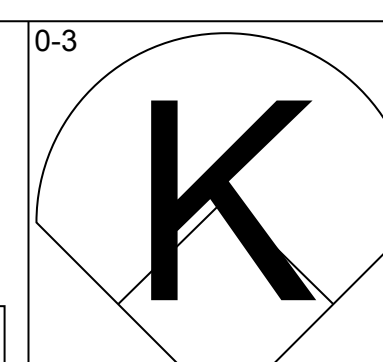
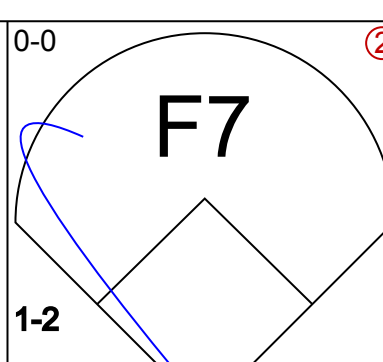
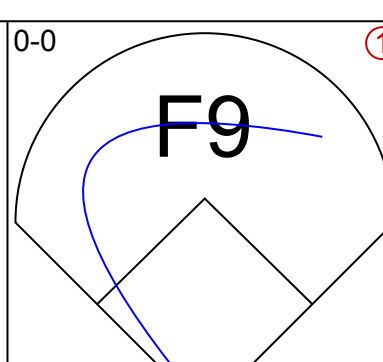
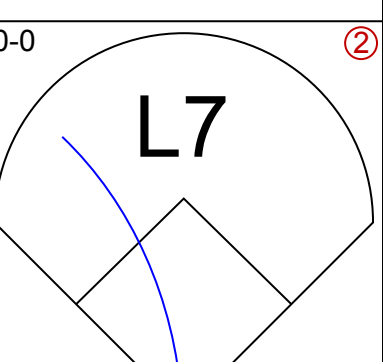
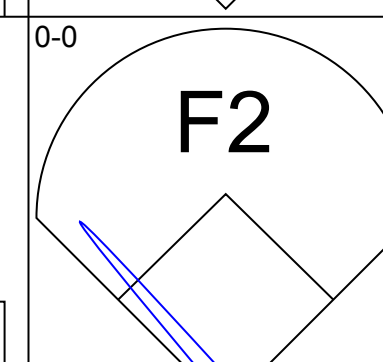
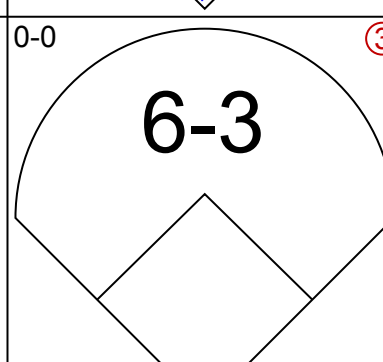
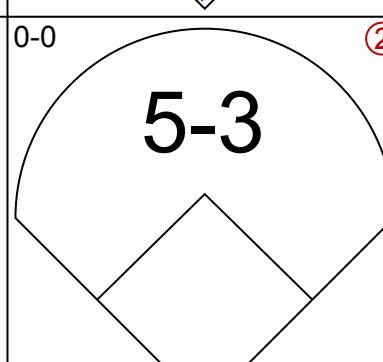
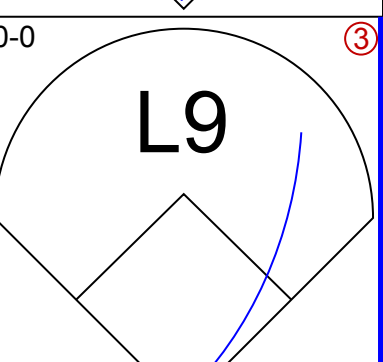
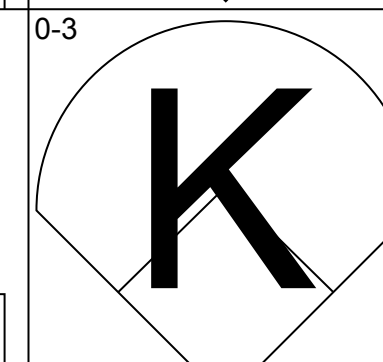
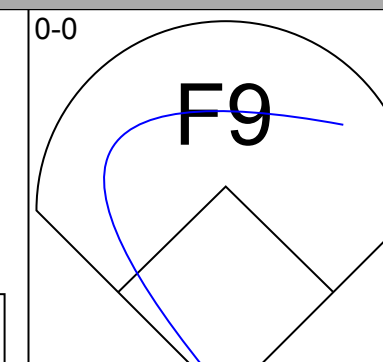
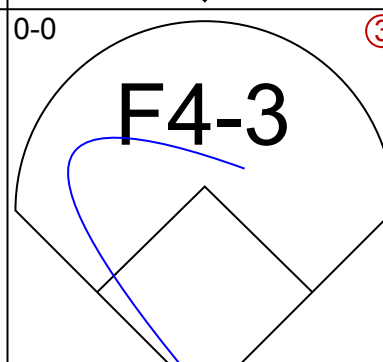
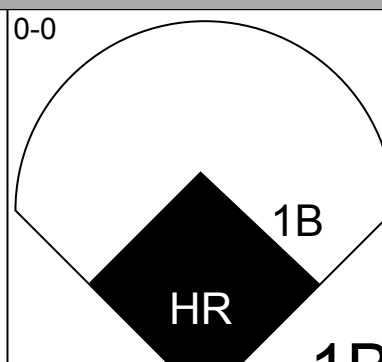
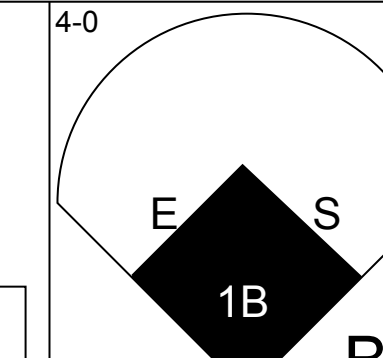
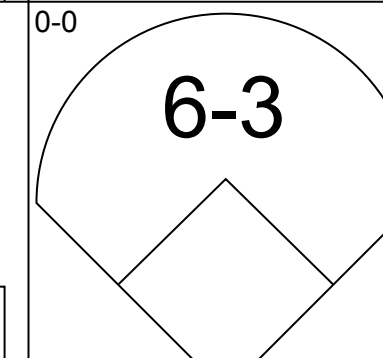
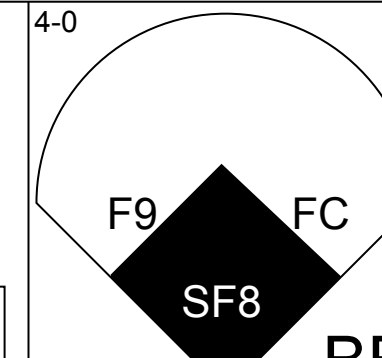
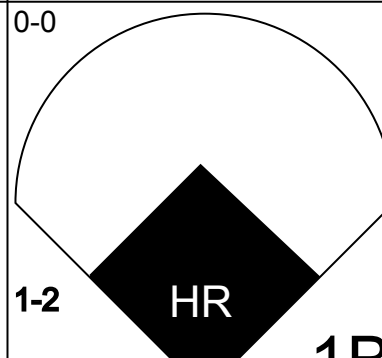
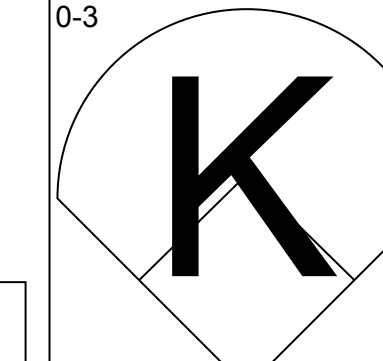
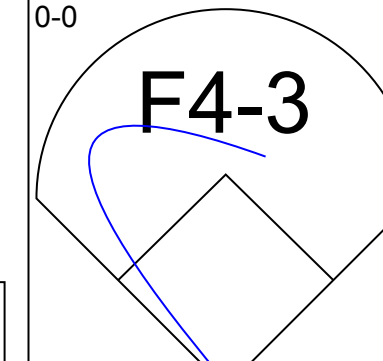
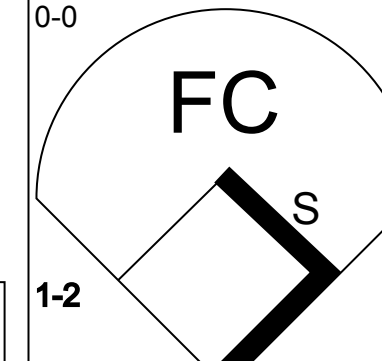
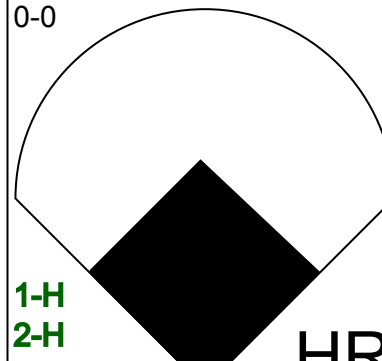
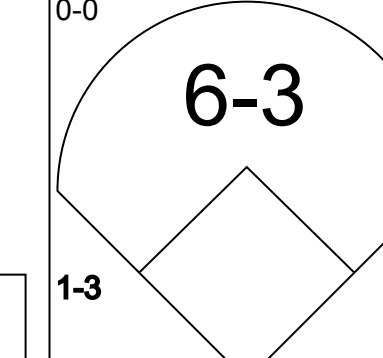
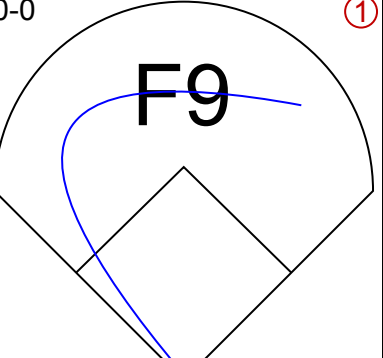
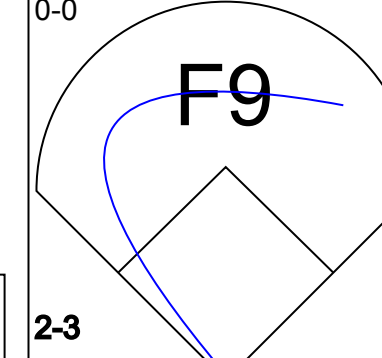
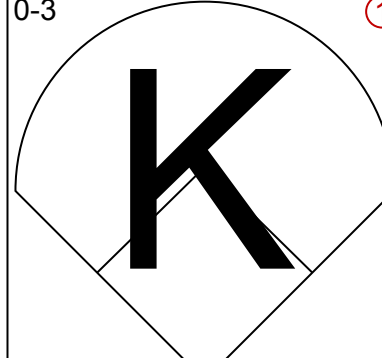
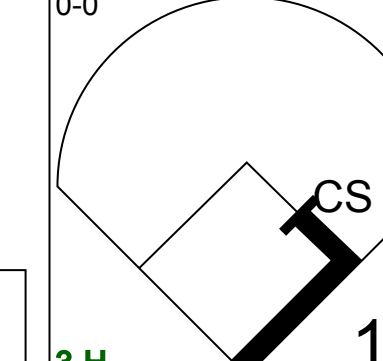
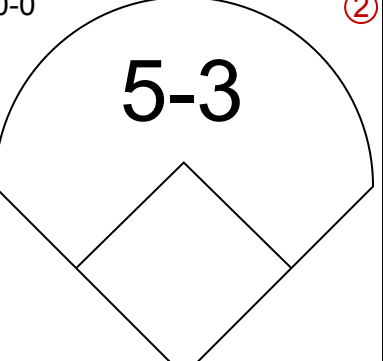
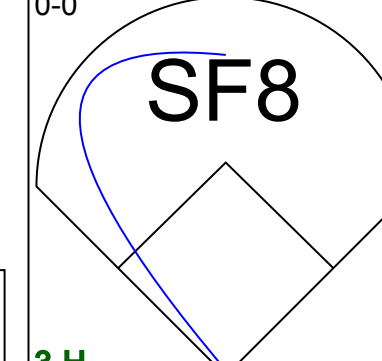
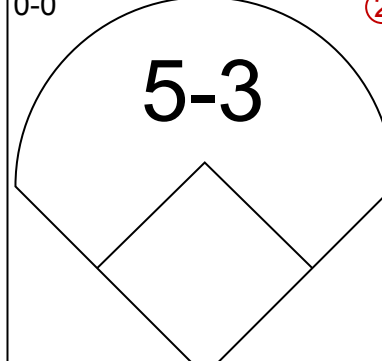
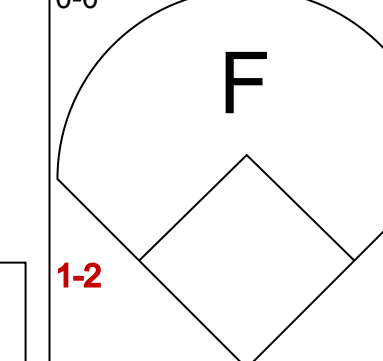
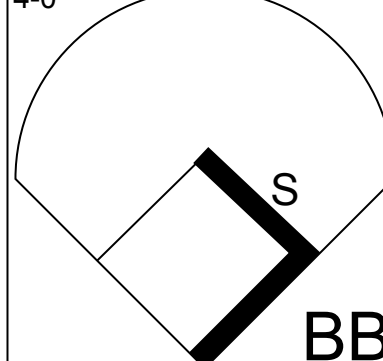

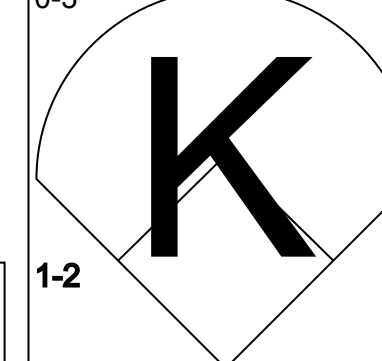
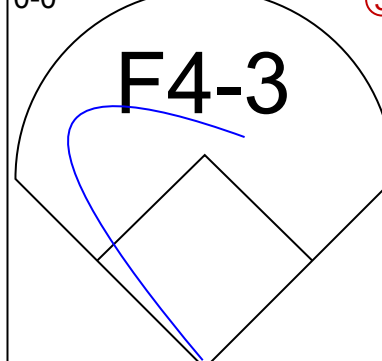

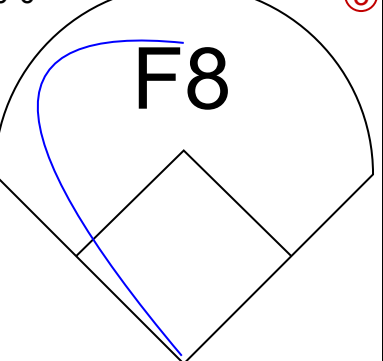
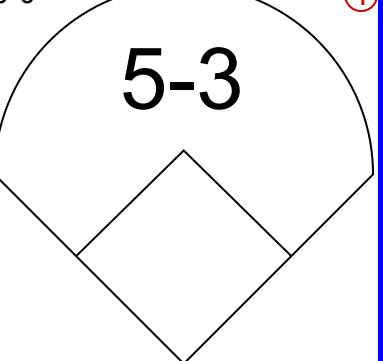
Batter	1	2	3	4	5	6	7	8	9	AB	R	H	RBI	BB	SO	LOB	TOP											
Gary Redus, R OBP: 0.366, SLG: 0.676 (1, 7)	0-3 K		0-0 CS	0-3 K		0-0 F9	0-3 K			4	0	0	0	0	3	1	Cincinnati Reds @ Philadelphia Phillies Veterans Stadium, Philadelphia, PA Wed May 04 1983, 7:05 PM EDT Att: 22,619 - Unknown											
Paul Householder, S OBP: 0.167, SLG: 0.222 (1, 8)	0-0 F9			0-3 K		0-3 K		0-0 FC5-4 1B		4	0	1	0	0	2	0												
Dave Concepcion, R OBP: 0.333, SLG: 0.298 (1, 6)	0-0 6-3			0-0 2B 1B		0-0 L9		0-0 F8		4	1	1	0	0	0	1												
Johnny Bench, R OBP: 0.380, SLG: 0.516 (1, 5) Rafael Landestoy, S (7, 5)		0-0 F8		0-0 2B			0-0 2B 1B	0-0 FC5-4 WP 1-2		3	1	2	1	0	0	0												
Cesar Cedeno, R OBP: 0.413, SLG: 0.474 (1, 9)	0-3 K			0-0 5-3			0-0 F9	0-3 K 1-2		4	0	0	0	0	2	3												
Dan Driessen, L OBP: 0.406, SLG: 0.400 (1, 3)	0-0 6-3				0-0 P3		0-0 F7		0-0 F9	4	0	0	0	0	0	1												
Ron Oester, S OBP: 0.379, SLG: 0.526 (1, 4)			0-3 K		0-0 6-3		0-0 2B 1B 1-2	4-0 BB		3	1	1	0	1	1	0												
Alex Trevino, R OBP: 0.290, SLG: 0.315 (1, 2)			0-3 K		0-0 1B		0-0 2B 1B 1-3 2-H	0-0 P4		4	1	2	1	0	1	1												
Rich Gale, R OBP: 0.375, SLG: 0.429 (1, 1) Bill Scherrer, L OBP: 0.500, SLG: 0.500 (4, 1) Alan Knicely, R OBP: 0.222, SLG: 0.222 (7, PH) Tom Hume, R (7, 1) Dann Bilardello, R OBP: 0.231, SLG: 0.395 (9, PH)			4-0 BB		0-0 F7		0-0 1B	0-3 K		0	0	0	0	1	0	0												
Inning Stats	R: 0 E: 0 K: 1 S: 5	H: 0 LOB: 0 BB: 0 P: 5	R: 0 E: 0 K: 1 S: 5	H: 0 LOB: 0 BB: 0 P: 5	R: 0 E: 0 K: 2 S: 6	H: 0 LOB: 0 BB: 1 P: 10	R: 1 E: 0 K: 2 S: 9	H: 2 LOB: 1 BB: 0 P: 9	R: 0 E: 0 K: 0 S: 4	H: 1 LOB: 1 BB: 0 P: 4	R: 0 E: 0 K: 1 S: 5	H: 0 LOB: 0 BB: 0 P: 5	R: 3 E: 0 K: 1 S: 9	H: 4 LOB: 1 BB: 0 P: 9	R: 0 E: 0 K: 1 S: 6	H: 1 LOB: 1 BB: 0 P: 6		R: 0 E: 0 K: 1 S: 5	H: 0 LOB: 1 BB: 1 P: 9	1B: 6 2B: 2 3B: 0 HR: 0	SF: 0 SAC: 0 DP: 0 HBP: 0	WP: 1 PB: 0 SB: 0 CS: 1	PA: 37					
PITCHER	IP	WLS	BF	H	R	ER	SO	BB	IBB	HBP	BLK	WP	HR	S	P	ERA	WHIP											
Steve Carlton, L ERA: 2.4	(1, 1)	8.0	W	32	8	4	4	9	1	0	0	0	1	0	49	53	4.50	1.125										
Al Holland, L ERA:	(9, 1)	1.0		4	0	0	0	1	1	0	0	0	0	0	5	9	0.00	1.000										

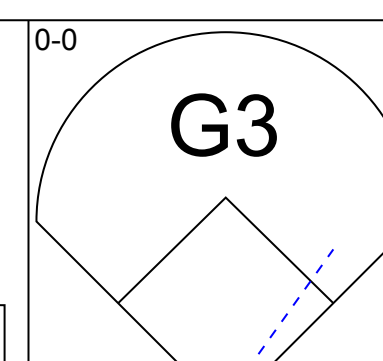
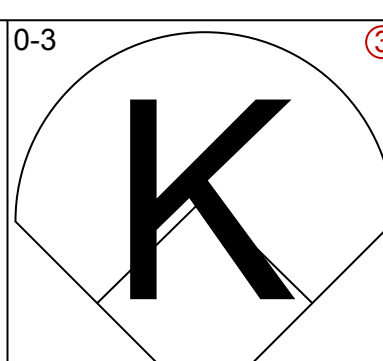
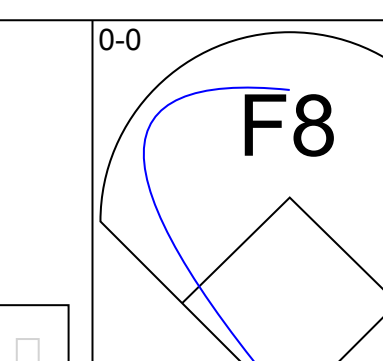
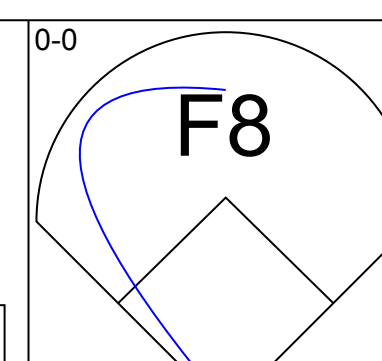
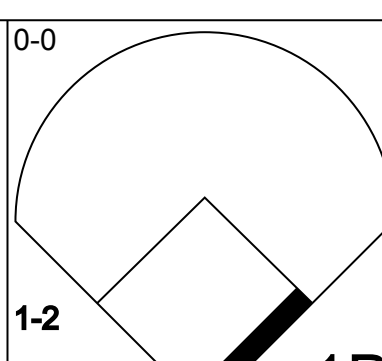
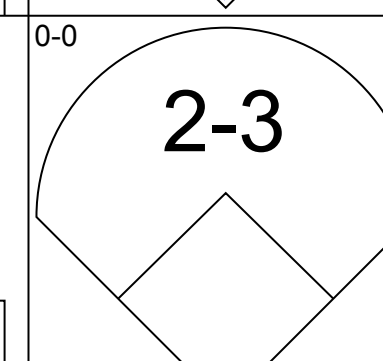
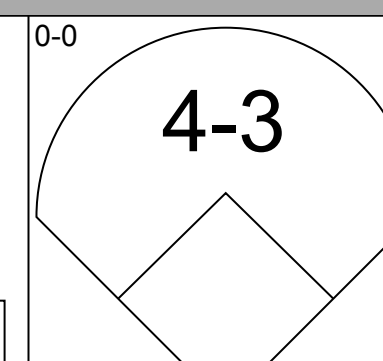
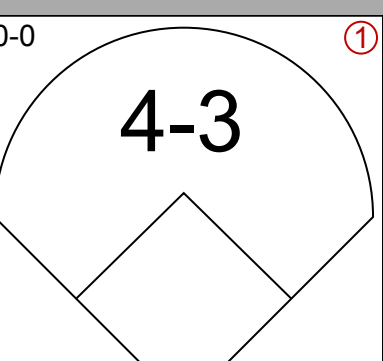
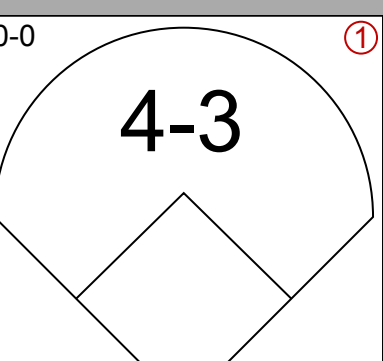
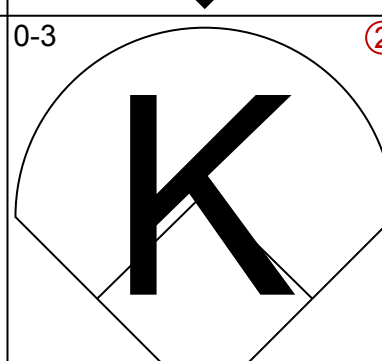
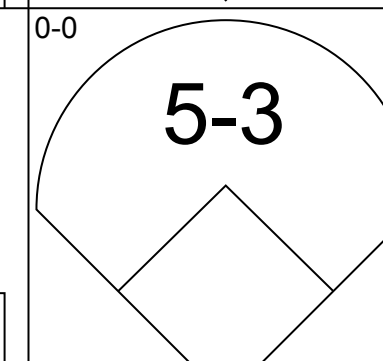
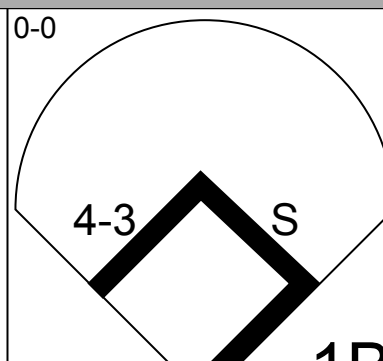
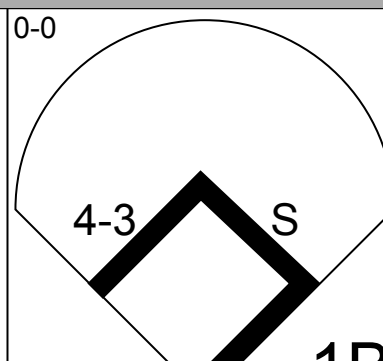
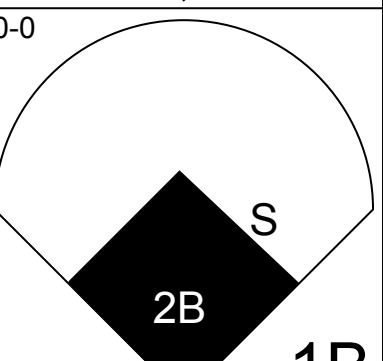
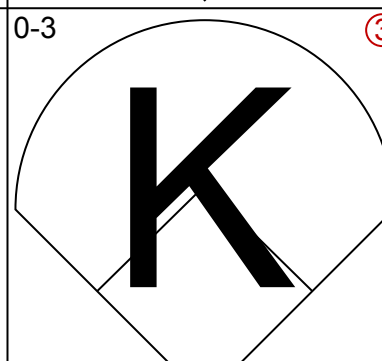
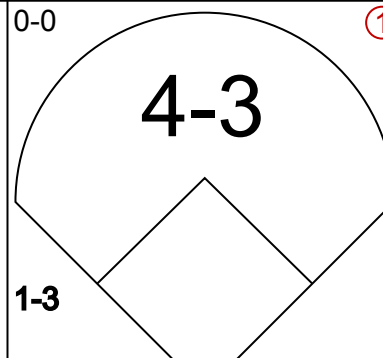
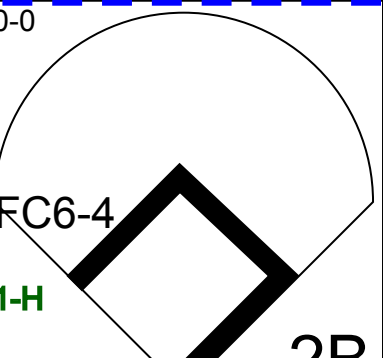
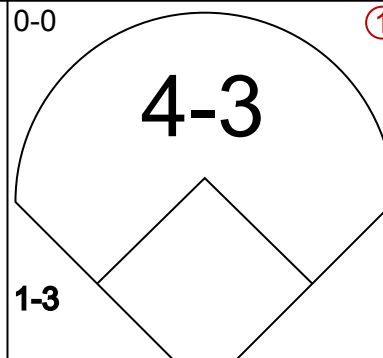
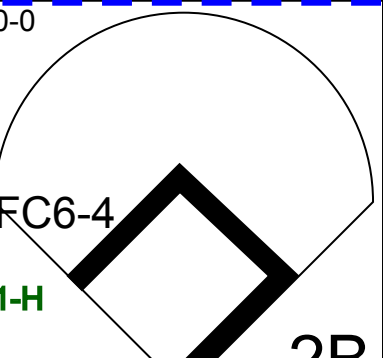
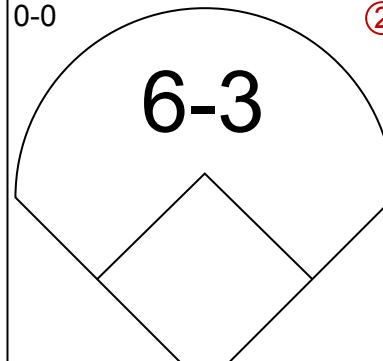
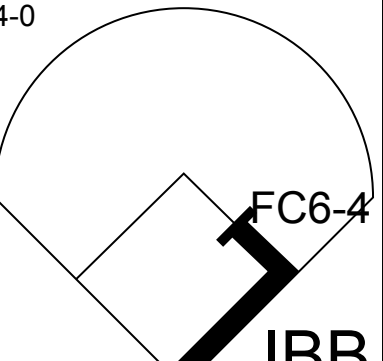
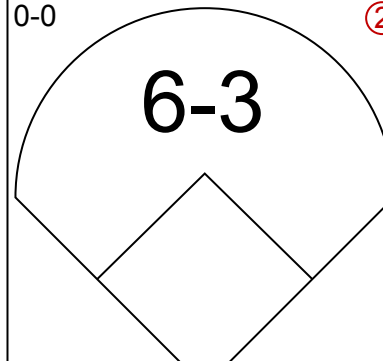
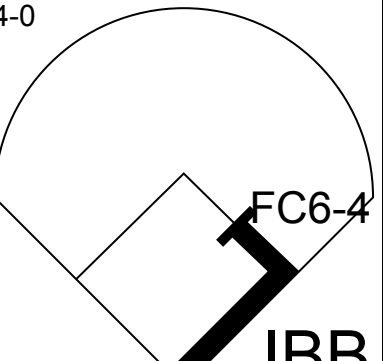
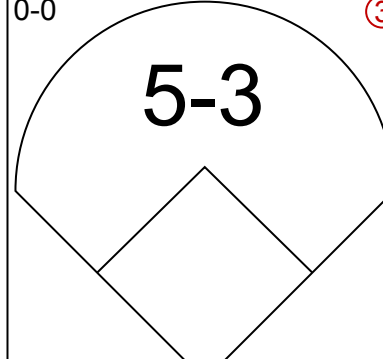
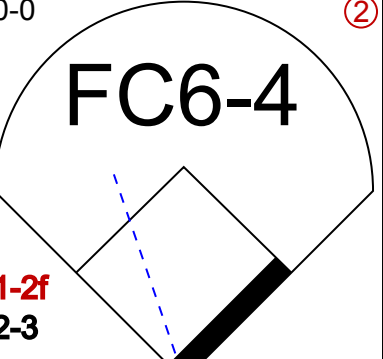
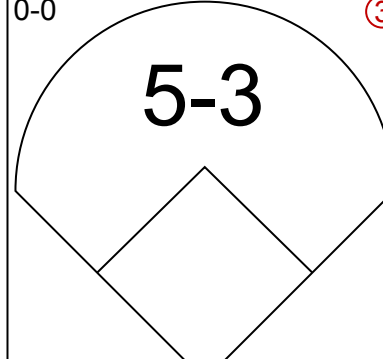
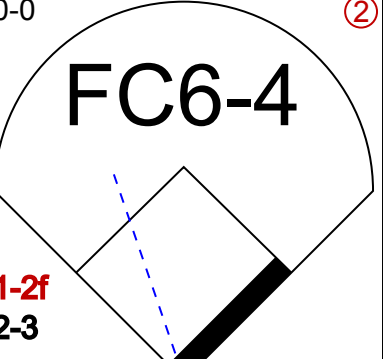
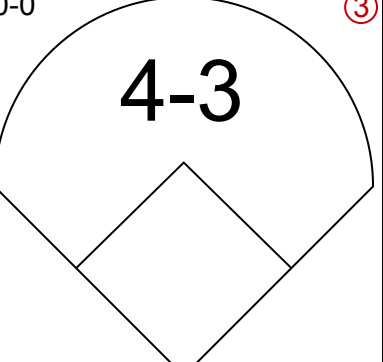
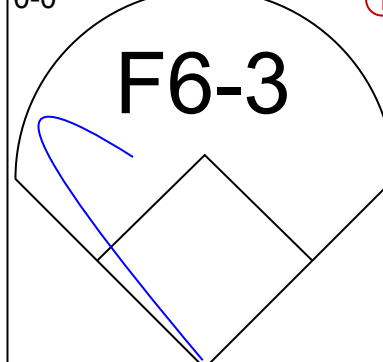
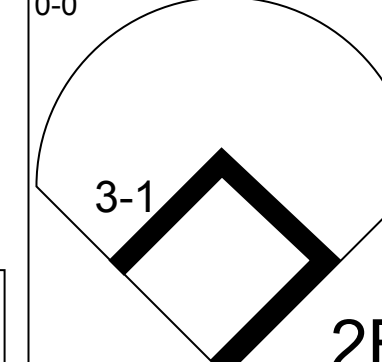

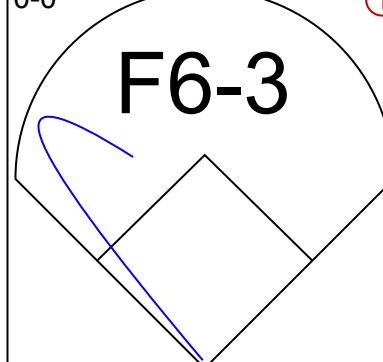
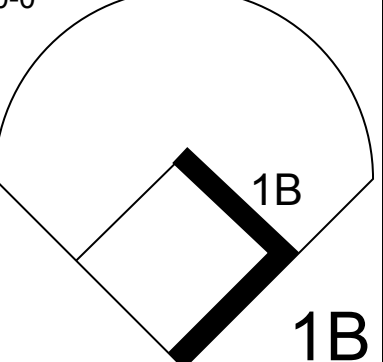
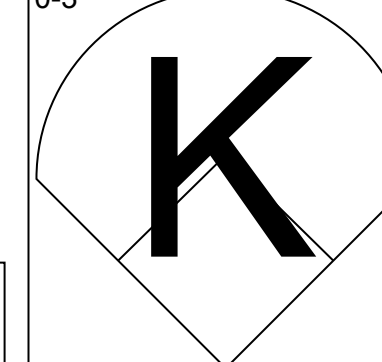
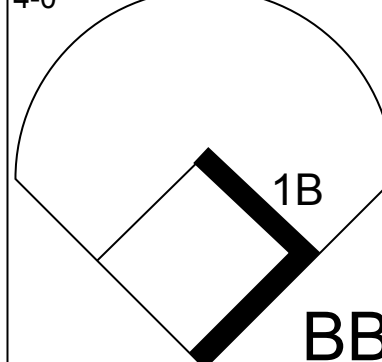
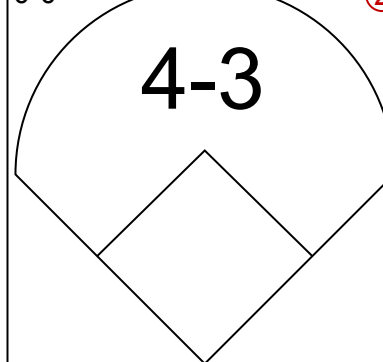
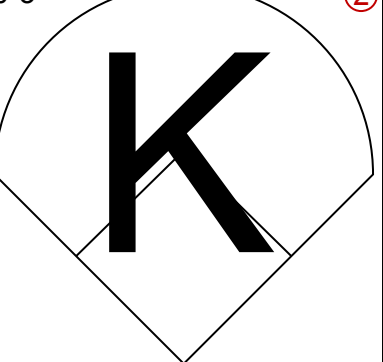
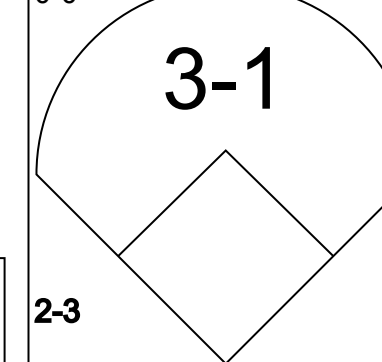

AB	34
R	4
H	8
RBI	4
BB	2
SO	10
LOB	10



Batter	1	2	3	4	5	6	7	8	9	AB	R	H	RBI	BB	SO	LOB	BOTTOM											
Pete Rose, S OBP: 0.340, SLG: 0.372 (1, 9)	0-0 E4 BB E	0-0 3-1		4-0 BB 1B BB		0-0 6-3		4-0 BB		3	2	0	0	2	0	1	Cincinnati Reds @ Philadelphia Phillies Veterans Stadium, Philadelphia, PA Wed May 04 1983, 7:05 PM EDT Att: 22,619 - Unknown											
Joe Morgan, L OBP: 0.421, SLG: 0.352 (1, 4)	4-0 E HR BB 1-2	4-0 BB		4-0 1B BB 1-2 2-3		0-0 F5		0-0 F9		2	1	0	0	3	0	1												
Mike Schmidt, R OBP: 0.500, SLG: 0.732 (1, 5)	0-0 E8 HR 1-3 2-H	0-0 SF7		0-0 G6-4-3 1B 1-3 2-H 3-H		0-0 5-3				3	1	2	4	0	0	0												
Tony Perez, R OBP: 0.379, SLG: 0.450 (1, 3)	0-0 G3	0-0 4-3		0-0 G6-4-3 1B 1-2			0-3 K			4	0	0	0	0	1	5												
Bo Diaz, R OBP: 0.354, SLG: 0.429 (1, 2)	0-0 HR 2-H 3-H		0-0 5-3		0-0 5-3		0-0 6-3			4	1	1	3	0	0	0												
Gary Maddox, R OBP: 0.393, SLG: 0.481 (1, 8)	4-0 2B BB		0-0 L6		0-0 HR		0-0 2B			3	2	2	1	1	0	0												
Greg Gross, L OBP: 0.421, SLG: 0.484 (1, 7)	0-0 L4-6 1-H		0-0 F8		0-0 FC6-4 1B		0-0 4-3			4	0	2	1	0	0	1												
Ivan De Jesus, R OBP: 0.297, SLG: 0.246 (1, 6)	0-0 L4-6		0-0 L9		0-0 FC6-4 1-2		0-0 F3			4	0	0	0	0	2													
Steve Carlton, L OBP: 0.286, SLG: 0.400 (1, 1) Bob Molinaro, L OBP: 0.167, SLG: 0.545 (8, PH) Al Holland, R (9, 1)		0-0 3-1 SF7 2B		0-0 BB 1B 2B		0-0 F7		0-0 F3		3	2	2	0	0	0	1												
Inning Stats	R: 5 E: 2 K: 0 S: 6	H: 3 LOB: 0 BB: 2 P: 14	R: 1 E: 0 K: 0 S: 4	H: 1 LOB: 1 BB: 1 P: 8	R: 0 E: 0 K: 0 S: 3	H: 0 LOB: 0 BB: 0 P: 3	R: 2 E: 0 K: 0 S: 4	H: 2 LOB: 1 BB: 2 P: 12	R: 1 E: 0 K: 0 S: 5	H: 2 LOB: 1 BB: 0 P: 5	R: 0 E: 0 K: 0 S: 3	H: 0 LOB: 0 BB: 0 P: 3	R: 0 E: 0 K: 1 S: 6	H: 1 LOB: 1 BB: 0 P: 6	R: 0 E: 0 K: 0 S: 3	H: 0 LOB: 1 BB: 1 P: 7		1B: 3 2B: 5 3B: 0 HR: 2	SF: 1 SAC: 0 DP: 2 HBP: 0	WP: 0 PB: 0 SB: 0 CS: 0	PA: 38							
PITCHER	IP	WLS	BF	H	R	ER	SO	BB	IBB	HBP	BLK	WP	HR	S	P	ERA	WHIP											
Rich Gale, R ERA: 5.09	(1, 1)	3.1	L	21	6	8	7	0	0	0	0	0	0	1	16	36	18.90	3.300										
Bill Scherrer, L ERA: 2.45	(4, 1)	2.2		9	2	1	1	0	0	0	0	0	0	1	9	9	3.38	0.750										
Tom Hume, R ERA: 6.08	(7, 1)	2.0		8	1	0	0	1	1	0	0	0	0	0	9	13	0.00	1.000										



Batter	1	2	3	4	5	6	7	8	9	AB	R	H	RBI	BB	SO	LOB	TOP								
Pete Rose, S OBP: 0.327, SLG: 0.356 (1, 9)										4	0	0	0	0	1	1	Philadelphia Phillies @ Montreal Expos Olympic Stadium, Montreal, QB Fri May 06 1983, 7:05 PM EDT Att: 25,178 - Unknown								
Gary Matthews, R OBP: 0.333, SLG: 0.373 Larry Milbourne, S OBP: 0.300, SLG: 0.333 (1, 7) (8, 4)										4	0	0	0	0	0	1									
Joe Morgan, L OBP: 0.408, SLG: 0.338 Greg Gross, L OBP: 0.436, SLG: 0.500 (1, 4) (8, 7)										3	0	0	0	0	1	0									
Mike Schmidt, R OBP: 0.510, SLG: 0.726 (1, 5)										2	3	1	0	2	0	0									
Tony Perez, R OBP: 0.374, SLG: 0.476 (1, 3)										4	1	1	3	0	1	2									
Bo Diaz, R OBP: 0.337, SLG: 0.405 (1, 2)										4	0	0	0	0	1	3									
Garry Maddox, R OBP: 0.393, SLG: 0.473 (1, 8)										3	0	1	2	0	0	0									
Ivan De Jesus, R OBP: 0.308, SLG: 0.250 (1, 6)										4	0	1	0	1	1	2									
John Denny, R OBP: 0.118, SLG: 0.063 Al Holland, R Ron Reed, R (1, 1) (8, 1) (8, 1)										3	0	0	0	0	1	2									
Inning Stats	R: 0 E: 0 K: 2 S: 7	H: 0 LOB: 0 BB: 0 P: 7	R: 1 E: 0 K: 1 S: 5	H: 1 LOB: 0 BB: 1 P: 9	R: 0 E: 0 K: 1 S: 5	H: 0 LOB: 1 BB: 1 P: 9	R: 0 E: 0 K: 0 S: 3	H: 0 LOB: 0 BB: 0 P: 3	R: 0 E: 0 K: 0 S: 4	H: 1 LOB: 1 BB: 0 P: 4	R: 0 E: 0 K: 0 S: 3	H: 0 LOB: 0 BB: 0 P: 3	R: 1 E: 0 K: 1 S: 6	H: 0 LOB: 1 BB: 1 P: 10	R: 0 E: 0 K: 0 S: 3	H: 0 LOB: 0 BB: 0 P: 3		R: 3 E: 0 K: 1 S: 8	H: 3 LOB: 0 BB: 0 P: 8	1B: 4 2B: 0 3B: 0 HR: 1	SF: 1 SAC: 0 DP: 0 HBP: 0	WP: 0 PB: 0 SB: 3 CS: 1	PA: 36		
PITCHER	IP	WLS	BF	H	R	ER	SO	BB	IBB	HBP	BLK	WP	HR	S	P	ERA	WHIP								
Charlie Lea, R ERA: 2.37 Bryn Smith, R ERA: 4.09	(1, 1)	7.0	27	2	2	1	5	3	0	0	0	0	0	33	45	1.29	0.714								
PITCHER	IP	WLS	BF	H	R	ER	SO	BB	IBB	HBP	BLK	WP	HR	S	P	ERA	WHIP								

Batter	1	2	3	4	5	6	7	8	9	AB	R	H	RBI	BB	SO	LOB	BOTTOM								
Tim Raines, S OBP: 0.327, SLG: 0.326 (1, 7)										5	0	2	0	0	1	1	Philadelphia Phillies @ Montreal Expos Olympic Stadium, Montreal, QB Fri May 06 1983, 7:05 PM EDT Att: 25,178 - Unknown								
Bryan Little, S OBP: 0.350, SLG: 0.319 (1, 6)										5	0	0	0	0	2	4									
Andre Dawson, R OBP: 0.394, SLG: 0.721 (1, 8)										5	1	2	0	0	1	2									
Al Oliver, L OBP: 0.337, SLG: 0.465 (1, 3)										4	1	3	1	0	0	1									
Gary Carter, R OBP: 0.290, SLG: 0.441 (1, 2)										3	0	1	1	1	0	2									
Tim Wallach, R OBP: 0.298, SLG: 0.449 (1, 5)										4	0	0	0	0	0	6									
Warren Cromartie, L OBP: 0.350, SLG: 0.396 (1, 9)										4	0	1	0	0	0	3									
Doug Flynn, R OBP: 0.250, SLG: 0.269 (1, 4)										3	0	1	0	1	1	1									
Charlie Lea, R Jerry White, S Bryn Smith, R Terry Francona, L (1, 1) (7, PH) (8, 1) (8, PH)										2	0	0	0	0	1	1									
Inning Stats	R: 0 E: 0 K: 0 S: 3	H: 0 LOB: 0 BB: 0 P: 3	R: 0 E: 0 K: 0 S: 4	H: 1 LOB: 1 BB: 0 P: 4	R: 0 E: 0 K: 1 S: 5	H: 0 LOB: 0 BB: 0 P: 5	R: 1 E: 1 K: 0 S: 5	H: 2 LOB: 1 BB: 0 P: 5	R: 0 E: 0 K: 2 S: 9	H: 2 LOB: 2 BB: 0 P: 9	R: 0 E: 0 K: 0 S: 4	H: 1 LOB: 1 BB: 0 P: 4	R: 0 E: 0 K: 1 S: 6	H: 1 LOB: 1 BB: 0 P: 6	R: 1 E: 0 K: 0 S: 5	H: 2 LOB: 2 BB: 1 P: 9		R: 0 E: 0 K: 3 S: 10	H: 1 LOB: 2 BB: 1 P: 14	1B: 7 2B: 2 3B: 1 HR: 0	SF: 0 SAC: 0 DP: 1 HBP: 0	WP: 0 PB: 0 SB: 2 CS: 0	PA: 39		
PITCHER	IP	WLS	BF	H	R	ER	SO	BB	IBB	HBP	BLK	WP	HR	S	P	ERA	WHIP								
John Denny, R ERA: 2.28 Al Holland, L Ron Reed, R (1, 1) (8, 1) (8, 1)	(1, 1)	7.1	30	8	2	2	4	8	2	2	4	0	0	38	38	2.46	1.091								
PITCHER	IP	WLS	BF	H	R	ER	SO	BB	IBB	HBP	BLK	WP	HR	S	P	ERA	WHIP								

Batter	1	2	3	4	5	6	7	8	9	AB	R	H	RBI	BB	SO	LOB	TOP			
Pete Rose, S OBP: 0.314, SLG: 0.340 (1, 9)	4-3	F7			1-3			L7		4	0	0	0	0	0	0				
Gary Matthews, R OBP: 0.340, SLG: 0.372 (1, 7)	BB 1B		5-3					2-3		3	1	1	0	1	0	0				
Mike Schmidt, R OBP: 0.510, SLG: 0.714 (1, 5)	BB 1B			FC6-4 1B				F7		4	1	2	0	0	1	1				
Tony Perez, R OBP: 0.368, SLG: 0.460 (1, 3)	1B BB		F3					1-3		3	0	0	0	1	1	1				
Bo Diaz, R OBP: 0.333, SLG: 0.397 (1, 2)	1-2 2-H 3-H 1B		FC6-4					F8		4	0	1	2	0	0	1				
Gary Maddox, R OBP: 0.359, SLG: 0.441 Sid Monge, S (9, 1)	K				6-3			6-3		4	0	0	0	0	1	2				
Larry Milbourne, S OBP: 0.281, SLG: 0.286 (1, 4)	F3				4-3			G2		3	0	0	0	0	0	2				
Ivan De Jesus, R OBP: 0.296, SLG: 0.239 (1, 6)			K		6-3			L4		3	0	0	0	0	1	0				
Larry Christenson, R Porfi Altamirano, R Greg Gross, L OBP: 0.436, SLG: 0.500 (9, 8)		6-3						K		3	0	0	0	0	2	0				
Inning Stats	R: 2 E: 0 K: 1 S: 8	H: 3 LOB: 2 BB: 1 P: 12	R: 0 E: 0 K: 1 S: 5	H: 0 LOB: 0 BB: 0 P: 5	R: 0 E: 0 K: 0 S: 4	H: 1 LOB: 1 BB: 0 P: 4	R: 0 E: 0 K: 0 S: 3	H: 0 LOB: 0 BB: 0 P: 3	R: 0 E: 0 K: 2 S: 7	H: 0 LOB: 1 BB: 1 P: 11	R: 0 E: 0 K: 1 S: 5	H: 0 LOB: 0 BB: 0 P: 5	R: 0 E: 0 K: 0 S: 3	H: 0 LOB: 0 BB: 0 P: 3	R: 0 E: 0 K: 0 S: 3	H: 0 LOB: 0 BB: 0 P: 3	1B: 4 2B: 0 3B: 0 HR: 0	SF: 0 SAC: 0 DP: 0 HBP: 0	WP: 0 PB: 0 SB: 0 CS: 0	PA: 33
PITCHER Bill Gullickson, R ERA: 3.89 (1, 1)	IP: 9.0 WLS: W BF: 33 H: 4 R: 2 ER: 2 SO: 6 BB: 2 IBB: 0 HBP: 0 BLK: 0 WP: 0 HR: 0 S: 43 P: 51 ERA: 2.00 WHIP: 0.667															PITCHER Bill Gullickson, R ERA: 3.89 (1, 1)	IP: 9.0 WLS: W BF: 33 H: 4 R: 2 ER: 2 SO: 6 BB: 2 IBB: 0 HBP: 0 BLK: 0 WP: 0 HR: 0 S: 43 P: 51 ERA: 2.00 WHIP: 0.667			

Philadelphia Phillies @ Montreal Expos
Olympic Stadium, Montreal, QB
Sat May 07 1983, 3:33 AM EDT
Att: 25,191 - Unknown

AB 31
R 2
H 4
RBI 2
BB 2
SO 6
LOB 7



Batter	1	2	3	4	5	6	7	8	9	AB	R	H	RBI	BB	SO	LOB	BOTTOM					
Tim Raines, S OBP: 0.349, SLG: 0.337 (1, 7)	S BB		FC3-6 BB			E 1B SF8 1B		G3		3	1	2	1	2	0	0						
Warren Cromartie, L OBP: 0.359, SLG: 0.404 (1, 9)	1-3		FC3-6 S			E7 1B		6-3 1B		4	0	2	0	0	0	2						
Andre Dawson, R OBP: 0.378, SLG: 0.697 (1, 8)	6-3		L9			SF8		6-3		3	0	0	1	0	0	3						
Al Oliver, L OBP: 0.333, SLG: 0.449 (1, 3)	F5					F8		F8		3	0	0	0	1	0	2						
Tim Wallach, R OBP: 0.295, SLG: 0.476 (1, 5)						F2		P6		4	1	1	1	0	0	3						
Chris Speier, R OBP: 0.364, SLG: 0.316 (1, 6)		F8				6-3				4	0	1	0	0	0	0						
Bobby Ramos, R OBP: 0.275, SLG: 0.571 Doug Flynn, R OBP: 0.250, SLG: 0.269 (9, PR)										3	0	0	0	0	2	1						
Bryan Little, S OBP: 0.345, SLG: 0.315 (1, 4)										0	1	0	0	0	0	0						
Bill Gullickson, R Terry Francona, L Jim Wohlford, R OBP: 0.313, SLG: 0.500 (9, PH)										4	0	1	0	0	1	1						
Bill Gullickson, R Terry Francona, L Jim Wohlford, R OBP: 0.313, SLG: 0.500 (9, PH)										3	0	0	0	0	2	1						
Inning Stats	R: 0 E: 0 K: 0 S: 3	H: 0 LOB: 1 BB: 1 P: 7	R: 1 E: 0 K: 1 S: 6	H: 1 LOB: 0 BB: 0 P: 6	R: 0 E: 0 K: 0 S: 3	H: 0 LOB: 1 BB: 1 P: 7	R: 0 E: 0 K: 0 S: 3	H: 0 LOB: 0 BB: 0 P: 3	R: 0 E: 0 K: 1 S: 5	H: 0 LOB: 0 BB: 0 P: 5	R: 1 E: 1 K: 0 S: 5	H: 2 LOB: 1 BB: 0 P: 5	R: 0 E: 0 K: 3 S: 10	H: 1 LOB: 1 BB: 0 P: 10	R: 0 E: 0 K: 0 S: 4	H: 1 LOB: 2 BB: 1 P: 8	R: 1 E: 0 K: 0 S: 4	H: 2 LOB: 2 BB: 0 P: 5	1B: 6 2B: 0 3B: 0 HR: 1	SF: 1 SAC: 0 DP: 0 HBP: 1	WP: 0 PB: 0 SB: 2 CS: 0	PA: 37
PITCHER Larry Christenson, R ERA: 3.18 (1, 1)	IP: 7.1 WLS: L BF: 29 H: 5 R: 2 ER: 1 SO: 5 BB: 2 IBB: 0 HBP: 0 BLK: 0 WP: 0 HR: 1 S: 37 P: 45 ERA: 1.23 WHIP: 0.955															PITCHER Larry Christenson, R ERA: 3.18 (1, 1)	IP: 7.1 WLS: L BF: 29 H: 5 R: 2 ER: 1 SO: 5 BB: 2 IBB: 0 HBP: 0 BLK: 0 WP: 0 HR: 1 S: 37 P: 45 ERA: 1.23 WHIP: 0.955					
PITCHER Porfi Altamirano, R ERA: 2.57 (8, 1)	IP: 1.0 WLS: L BF: 6 H: 1 R: 1 ER: 1 SO: 0 BB: 0 IBB: 1 HBP: 1 BLK: 0 WP: 0 HR: 0 S: 4 P: 9 ERA: 9.00 WHIP: 1.000															PITCHER Porfi Altamirano, R ERA: 2.57 (8, 1)	IP: 1.0 WLS: L BF: 6 H: 1 R: 1 ER: 1 SO: 0 BB: 0 IBB: 1 HBP: 1 BLK: 0 WP: 0 HR: 0 S: 4 P: 9 ERA: 9.00 WHIP: 1.000					
PITCHER Sid Monge, L ERA: 5.06 (9, 1)	IP: 0.1 WLS: L BF: 2 H: 1 R: 0 ER: 0 SO: 0 BB: 0 IBB: 0 HBP: 0 BLK: 0 WP: 0 HR: 0 S: 2 P: 2 ERA: 0.00 WHIP: 3.000															PITCHER Sid Monge, L ERA: 5.06 (9, 1)	IP: 0.1 WLS: L BF: 2 H: 1 R: 0 ER: 0 SO: 0 BB: 0 IBB: 0 HBP: 0 BLK: 0 WP: 0 HR: 0 S: 2 P: 2 ERA: 0.00 WHIP: 3.000					

Philadelphia Phillies @ Montreal Expos
Olympic Stadium, Montreal, QB
Sat May 07 1983, 3:33 AM EDT
Att: 25,191 - Unknown

AB 32
R 3
H 7
RBI 3
BB 3
SO 5
LOB 15



Batter	1	2	3	4	5	6	7	8	9	AB	R	H	RBI	BB	SO	LOB	TOP					
Pete Rose, S OBP: 0.330, SLG: 0.351 (1, 9)	L7		FC6-4 1B		PB S 1B		FC6-4 BB			3	1	2	0	1	0	0	Philadelphia Phillies @ Cincinnati Reds Riverfront Stadium, Cincinnati, OH Tue May 10 1983, 7:05 PM EDT Att: 18,694 - Unknown livebaseballscorecards.com					
Gary Matthews, R OBP: 0.346, SLG: 0.371 Greg Gross, L OBP: 0.436, SLG: 0.500 (1, 7) (8, 7)	4-0 E 3B BB		FC6-4 1B		1B		FC6-4			3	1	1	1	1	0	2						
Joe Morgan, L OBP: 0.392, SLG: 0.321 (1, 4)	E4 3B		P4		P4					4	1	0	0	0	3							
Mike Schmidt, R OBP: 0.500, SLG: 0.691 (1, 5)	K		1B		G3					4	0	1	0	0	1	3						
Tony Perez, R OBP: 0.364, SLG: 0.473 (1, 3)	1-2 3B		K		K					4	0	1	2	0	2	2						
Bo Diaz, R OBP: 0.319, SLG: 0.378 (1, 2)	5-3									4	0	0	0	0	1							
Garry Maddox, R OBP: 0.338, SLG: 0.413 (1, 8)			K		4-3		F8			4	0	0	0	0	1	0						
Ivan De Jesus, R OBP: 0.294, SLG: 0.240 (1, 6)			G6-4-3 1B		6-3					4	0	1	0	0	0	0						
Steve Carlton, L OBP: 0.250, SLG: 0.348 (1, 1)			G6-4-3				F8			3	0	0	0	0	1							
Inning Stats	R: 2 E: 1 K: 1 S: 7	H: 1 LOB: 1 BB: 1 P: 11	R: 0 E: 0 K: 1 S: 5	H: 1 LOB: 0 BB: 0 P: 5	R: 0 E: 0 K: 1 S: 7	H: 2 LOB: 2 BB: 0 P: 7	R: 0 E: 0 K: 0 S: 3	H: 0 LOB: 1 BB: 0 P: 3	R: 1 E: 0 K: 1 S: 5	H: 2 LOB: 1 BB: 0 P: 5	R: 0 E: 0 K: 0 S: 3	H: 0 LOB: 1 BB: 1 P: 7	R: 0 E: 0 K: 0 S: 3	H: 0 LOB: 0 BB: 0 P: 3	R: 0 E: 0 K: 0 S: 3	H: 0 LOB: 0 BB: 0 P: 3	1B: 5 2B: 0 3B: 1 HR: 0	SF: 0 SAC: 0 DP: 1 HBP: 0	WP: 0 PB: 1 SB: 1 CS: 0	PA: 35		
PITCHER	IP	WLS	BF	H	R	ER	SO	BB	IBB	HBP	BLK	WP	HR	S	P	ERA	WHIP			ERA	WHIP	
Ted Power, R ERA: 1.71 Brad Lesley, R ERA:	(1, 1)	8.0	L 32	6	3	1	4	2	0	0	0	0	0	0	38	46	1.12	1.000				
PITCHER	IP	WLS	BF	H	R	ER	SO	BB	IBB	HBP	BLK	WP	HR	S	P	ERA	WHIP			ERA	WHIP	

Batter	1	2	3	4	5	6	7	8	9	AB	R	H	RBI	BB	SO	LOB	BOTTOM				
Gary Redus, R OBP: 0.400, SLG: 0.679 (1, 7)	F9		K			S 5-3 BB		FC6-4 1B		3	1	1	0	1	1	0	Philadelphia Phillies @ Cincinnati Reds Riverfront Stadium, Cincinnati, OH Tue May 10 1983, 7:05 PM EDT Att: 18,694 - Unknown livebaseballscorecards.com				
Eddie Milner, L OBP: 0.370, SLG: 0.318 Alan Knicely, R OBP: 0.182, SLG: 0.182 Brad Lesley, R ERA: (1, 8) (8, PH) (9, 1)	0-3 K		1-3			F5		K		3	0	0	0	0	1	1					
Dave Concepcion, R OBP: 0.333, SLG: 0.284 (1, 6)	6-3					5-3		FC6-4		3	0	0	1	1	0	1					
Johnny Bench, R OBP: 0.379, SLG: 0.523 (1, 5)			F7		F8		F7			4	0	1	0	0	0	1					
Cesar Cedeno, R OBP: 0.386, SLG: 0.430 (1, 9)			1-3		FC5-4		P4			4	0	0	0	0	1	2					
Dan Driessen, L OBP: 0.387, SLG: 0.364 (1, 3)					6-3		4-3			3	0	1	0	1	0	0					
Ron Oester, S OBP: 0.358, SLG: 0.509 (1, 4)			K							4	0	2	0	0	1	3					
Dann Bilardello, R OBP: 0.196, SLG: 0.320 (1, 2)			6-3		F7		K			3	0	0	0	0	1	2					
Ted Power, R Paul Householder, S OBP: 0.136, SLG: 0.182 (1, 1) (8, PH) (9, 8)			K		4-3			P3		2	0	0	0	0	1	1					
Inning Stats	R: 0 E: 0 K: 1 S: 5	H: 0 LOB: 0 BB: 0 P: 5	R: 0 E: 0 K: 1 S: 6	H: 1 LOB: 1 BB: 0 P: 6	R: 0 E: 0 K: 2 S: 7	H: 0 LOB: 0 BB: 0 P: 7	R: 0 E: 0 K: 0 S: 3	H: 0 LOB: 1 BB: 1 P: 7	R: 0 E: 0 K: 0 S: 3	H: 1 LOB: 1 BB: 1 P: 7	R: 0 E: 0 K: 1 S: 6	H: 1 LOB: 1 BB: 0 P: 6	R: 0 E: 0 K: 1 S: 6	H: 1 LOB: 1 BB: 0 P: 6	R: 0 E: 0 K: 1 S: 5	H: 1 LOB: 1 BB: 1 P: 9	1B: 4 2B: 1 3B: 0 HR: 0	SF: 0 SAC: 0 DP: 1 HBP: 0	WP: 0 PB: 0 SB: 2 CS: 0	PA: 34	
PITCHER	IP	WLS	BF	H	R	ER	SO	BB	IBB	HBP	BLK	WP	HR	S	P	ERA	WHIP			ERA	WHIP
Steve Carlton, L ERA: 2.2	(1, 1)	9.0	W 34	5	1	1	7	3	0	0	0	0	0	45	57	1.00	0.889				
PITCHER	IP	WLS	BF	H	R	ER	SO	BB	IBB	HBP	BLK	WP	HR	S	P	ERA	WHIP			ERA	WHIP

Batter	1	2	3	4	5	6	7	8	9	AB	R	H	RBI	BB	SO	LOB	TOP					
Pete Rose, S OBP: 0.327, SLG: 0.347 (1, 3)	0-0 4-3		0-0 K		0-3 K			0-0 6-3		4	0	1	0	0	1	0	Philadelphia Phillies @ Cincinnati Reds Riverfront Stadium, Cincinnati, OH Wed May 11 1983, 7:05 PM EDT Att: 16,337 - Unknown AB 31 R 0 H 6 RBI 0 BB 2 SO 5 LOB 12					
Gary Matthews, R OBP: 0.342, SLG: 0.359 (1, 7)	0-0 F9		4-0 1B				0-0 6-3		3	0	0	0	1	0	0							
Joe Morgan, L OBP: 0.398, SLG: 0.329 Larry Milbourne, S OBP: 0.269, SLG: 0.292 (2, 4)	0-0 1B		0-0 P6				0-0 PB 1B		1	0	1	0	0	0	0							
Mike Schmidt, R OBP: 0.491, SLG: 0.671 (1, 5)	0-3 K				0-3 K		0-3 K		4	0	1	0	0	3	2							
Von Hayes, L OBP: 0.222, SLG: 0.125 (1, 8)		0-0 3-1			0-0 6-3 1B		0-0 F9		4	0	1	0	0	0	2							
Bo Diaz, R OBP: 0.316, SLG: 0.365 (1, 2)		0-0 1-3			0-0 6-3				3	0	0	0	1	1	1							
Greg Gross, L OBP: 0.405, SLG: 0.457 (1, 9)		0-0 G3			0-0 4-3		0-0 L8		3	0	0	0	0	0	2							
Ivan De Jesus, R OBP: 0.295, SLG: 0.244 (1, 6)					0-0 1-3		0-0 F8		3	0	1	0	0	0	1							
John Denny, R OBP: 0.105, SLG: 0.056 Porfi Altamirano, R (5, 1) Bob Molinaro, L OBP: 0.194, SLG: 0.500 (7, FH) Sid Monge, S (7, 1) Tug McGraw, R (8, 1)					0-0 B1-4 1B		0-0 P4		2	0	0	0	0	0	1							
Inning Stats	R: 0 E: 0 K: 1 S: 6	H: 1 LOB: 1 BB: 0 P: 6	R: 0 E: 0 K: 0 S: 3	H: 0 LOB: 0 BB: 0 P: 3	R: 0 E: 0 K: 0 S: 4	H: 2 LOB: 2 BB: 1 P: 8	R: 0 E: 0 K: 1 S: 6	H: 1 LOB: 1 BB: 0 P: 6	R: 0 E: 0 K: 0 S: 5	H: 0 LOB: 0 BB: 0 P: 5	R: 0 E: 0 K: 1 S: 6	H: 1 LOB: 1 BB: 0 P: 6	R: 0 E: 0 K: 0 S: 3	H: 0 LOB: 0 BB: 1 P: 7	R: 0 E: 0 K: 0 S: 3	H: 0 LOB: 0 BB: 0 P: 3		R: 0 E: 0 K: 1 S: 5	H: 1 LOB: 0 BB: 0 P: 5	1B: 6 2B: 1 3B: 0 HR: 0	SF: 0 SAC: 0 DP: 2 HBP: 0	WP: 0 PB: 1 SB: 1 CS: 0
PITCHER Mario Soto, R ERA: 2.41 (1, 1)	IP: 9.0 WLS: W BF: 33 H: 6 R: 0 ER: 0 SO: 5 BB: 2 IBB: 0 HBP: 0 BLK: 0 WP: 0 HR: 0 S: 41 P: 49 ERA: 0.00 WHIP: 0.889															PITCHER						

Batter	1	2	3	4	5	6	7	8	9	AB	R	H	RBI	BB	SO	LOB	BOTTOM					
Gary Redus, R OBP: 0.391, SLG: 0.643 (1, 7)	0-0 4-3				0-0 F9		0-3 K		4-0 IBB	3	0	0	0	1	1	1	Philadelphia Phillies @ Cincinnati Reds Riverfront Stadium, Cincinnati, OH Wed May 11 1983, 7:05 PM EDT Att: 16,337 - Unknown AB 30 R 2 H 8 RBI 2 BB 1 SO 4 LOB 10					
Eddie Milner, L OBP: 0.374, SLG: 0.324 (1, 8)	0-0 F9				0-0 CS 1B		0-0 S 1B		0-0 F7	4	1	2	0	0	0	2						
Dave Concepcion, R OBP: 0.331, SLG: 0.283 (1, 6)	0-0 6-3				0-0 1B 1B		0-0 L7		0-0 6-3	4	1	1	0	0	0	1						
Johnny Bench, R OBP: 0.375, SLG: 0.513 Wayne Krenchicki, L OBP: 0.231, SLG: 0.250 (9, 5)		0-0 P4			0-0 1B 1B		0-3 K		0-0 P6	4	0	1	0	0	1	1						
Dan Driessen, L OBP: 0.391, SLG: 0.369 (1, 3)		0-3 K			0-0 1B		0-0 FC6-4 1B		0-0 F8	4	0	2	2	0	1	0						
Cesar Cedeno, R OBP: 0.375, SLG: 0.416 (1, 9)		0-0 5-3			0-0 P5		0-0 FC6-4		0-0 FC6-4	3	0	0	0	0	0	3						
Ron Oester, S OBP: 0.358, SLG: 0.504 (1, 4)					0-0 G3		0-0 4-3 6-3 1B		0-0 5-3	3	0	1	0	0	0	0						
Alex Trevino, R OBP: 0.286, SLG: 0.306 (1, 2)					0-3 K		0-0 6-3		0-0 SH3-4 1B	3	0	1	0	0	1	1						
Mario Soto, R OBP: 0.105, SLG: 0.158 (1, 1)					0-0 5-3		0-0 4-3		0-0 SH3-4	2	0	0	0	0	0	1						
Inning Stats	R: 0 E: 0 K: 0 S: 3	H: 0 LOB: 0 BB: 0 P: 3	R: 0 E: 0 K: 1 S: 5	H: 0 LOB: 0 BB: 0 P: 5	R: 0 E: 0 K: 1 S: 5	H: 0 LOB: 0 BB: 0 P: 5	R: 1 E: 0 K: 0 S: 6	H: 4 LOB: 2 BB: 0 P: 6	R: 0 E: 0 K: 1 S: 6	H: 1 LOB: 1 BB: 0 P: 6	R: 1 E: 0 K: 1 S: 7	H: 2 LOB: 1 BB: 0 P: 7	R: 0 E: 0 K: 0 S: 4	H: 1 LOB: 2 BB: 1 P: 8	R: 0 E: 0 K: 0 S: 3	H: 0 LOB: 0 BB: 0 P: 3		R: 0 E: 0 K: 1 S: 5	H: 0 LOB: 0 BB: 0 P: 5	1B: 8 2B: 0 3B: 0 HR: 0	SF: 0 SAC: 1 DP: 0 HBP: 0	WP: 0 PB: 0 SB: 1 CS: 1
PITCHER John Denny, R ERA: 2.25 (1, 1) Porfi Altamirano, R ERA: 2.81 (5, 1) Sid Monge, L ERA: 4.63 (7, 1) Tug McGraw, L ERA: (8, 1)	IP: 4.0 WLS: L BF: 16 H: 5 R: 1 ER: 1 SO: 1 BB: 0 IBB: 0 HBP: 0 BLK: 0 WP: 0 HR: 0 S: 20 P: 20 ERA: 2.25 WHIP: 1.250															PITCHER						

Batter	1	2	3	4	5	6	7	8	9	AB	R	H	RBI	BB	SO	LOB	TOP			
Pete Rose, S OBP: 0.333, SLG: 0.352 (1, 9)										4	0	2	0	0	0	0	Philadelphia Phillies @ Chicago Cubs Wrigley Field, Chicago, IL Thu May 12 1983, 3:33 AM CDT Att: 8,162 - Unknown			
Gary Matthews, R OBP: 0.330, SLG: 0.344 Ed Farmer, R (8, 1)										4	0	0	0	0	1	3				
Mike Schmidt, R OBP: 0.474, SLG: 0.640 (1, 5)										4	0	0	0	0	1	1				
Tony Perez, R OBP: 0.359, SLG: 0.463 (1, 3)										4	0	1	0	0	0	0				
Bo Diaz, R OBP: 0.323, SLG: 0.398 (1, 2)										3	2	1	1	1	1	1				
Gary Maddox, R OBP: 0.347, SLG: 0.418 (1, 8)										4	1	2	0	0	0	1				
Larry Milbourne, S OBP: 0.276, SLG: 0.296 (1, 4)										3	0	1	1	0	0	1				
Ivan De Jesus, R OBP: 0.289, SLG: 0.238 Von Hayes, L OBP: 0.214, SLG: 0.125 (8, PH)										2	0	0	0	0	0	0				
Dick Ruthven, R OBP: 0.125, SLG: 0.250 Porfi Altamirano, R (7, 1)										2	0	0	0	0	1	0				
Al Holland, R Bob Molinaro, L OBP: 0.143, SLG: 0.462 Bill Robinson, R OBP: 0.333, SLG: 0.200 (8, PH)										0	0	0	0	0	0	0				
Inning Stats	R: 0 E: 0 K: 0 S: 3	H: 1 LOB: 0 BB: 0 P: 3	R: 1 E: 0 K: 0 S: 4	H: 2 LOB: 0 BB: 0 P: 4	R: 0 E: 0 K: 1 S: 5	H: 0 LOB: 0 BB: 0 P: 5	R: 0 E: 0 K: 0 S: 3	H: 0 LOB: 0 BB: 0 P: 3	R: 0 E: 0 K: 0 S: 3	H: 0 LOB: 0 BB: 0 P: 3	R: 0 E: 0 K: 0 S: 3	H: 0 LOB: 0 BB: 0 P: 3	R: 0 E: 0 K: 1 S: 8	H: 3 LOB: 2 BB: 1 P: 12	R: 0 E: 0 K: 2 S: 8	H: 1 LOB: 1 BB: 0 P: 8	1B: 6 2B: 0 3B: 0 HR: 1	SF: 1 SAC: 0 DP: 2 HBP: 0	WP: 0 PB: 0 SB: 0 CS: 0	PA: 33
PITCHER Chuck Rainey, R ERA: 3.02 Bill Campbell, R ERA: 3.45	IP: 7.0 WLS: W BF: 25	H: 5 R: 3 ER: 3 SO: 1	BB: 1 IBB: 0 HBP: 0 BLK: 0	WP: 0 HR: 1 S: 26 P: 30	ERA: 3.86 WHIP: 0.857															ERA: 0.00 WHIP: 1.000


Batter	1	2	3	4	5	6	7	8	9	AB	R	H	RBI	BB	SO	LOB	BOTTOM			
23 Ryne Sandberg, R OBP: 0.269, SLG: 0.280 (1, 4)										4	2	1	0	0	0	2	Philadelphia Phillies @ Chicago Cubs Wrigley Field, Chicago, IL Thu May 12 1983, 3:33 AM CDT Att: 8,162 - Unknown			
Larry Bowa, S OBP: 0.349, SLG: 0.450 (1, 6)										4	1	3	3	0	0	0				
Bill Buckner, L OBP: 0.227, SLG: 0.276 (1, 3)										3	0	2	1	0	0	1				
Leon Durham, L OBP: 0.385, SLG: 0.463 (1, 8)										4	0	0	0	0	2	3				
Keith Moreland, R OBP: 0.333, SLG: 0.467 (1, 9)										3	1	0	0	1	0	1				
Ron Cey, R OBP: 0.304, SLG: 0.298 (1, 5)										4	1	2	0	0	0	0				
Scot Thompson, L OBP: 0.245, SLG: 0.298 (1, 7)										3	0	1	0	1	0	3				
Jody Davis, R OBP: 0.312, SLG: 0.412 (1, 2)										3	1	0	2	0	1	3				
Chuck Rainey, R OBP: 0.154, SLG: 0.083 Bill Campbell, R (8, 1)										3	0	0	0	0	1	3				
Inning Stats	R: 0 E: 0 K: 0 S: 3	H: 1 LOB: 0 BB: 0 P: 3	R: 0 E: 0 K: 0 S: 3	H: 0 LOB: 0 BB: 0 P: 3	R: 0 E: 0 K: 1 S: 4	H: 0 LOB: 1 BB: 1 P: 8	R: 0 E: 0 K: 0 S: 6	H: 1 LOB: 0 BB: 0 P: 6	R: 1 E: 0 K: 0 S: 4	H: 1 LOB: 1 BB: 1 P: 8	R: 1 E: 0 K: 0 S: 5	H: 2 LOB: 1 BB: 0 P: 5	R: 4 E: 1 K: 1 S: 10	H: 4 LOB: 1 BB: 0 P: 10	R: 0 E: 1 K: 1 S: 6	H: 0 LOB: 1 BB: 0 P: 6		1B: 5 2B: 3 3B: 0 HR: 1	SF: 2 SAC: 0 DP: 1 HBP: 0	WP: 0 PB: 0 SB: 0 CS: 1
PITCHER Dick Ruthven, R ERA: 5.93 Porfi Altamirano, R ERA: 2.7 Al Holland, L ERA: 2.7 Ed Farmer, R ERA: 5.06	IP: 6.0 WLS: L BF: 25	H: 7 R: 4 ER: 4 SO: 2	BB: 2 IBB: 0 HBP: 0 BLK: 0	WP: 0 HR: 0 S: 27 P: 35	ERA: 6.00 WHIP: 1.500															ERA: 0.00 WHIP: 0.000



Batter	1	2	3	4	5	6	7	8	9	AB	R	H	RBI	BB	SO	LOB	TOP										
Pete Rose, S OBP: 0.339, SLG: 0.358 (1, 9)	0-0 6-3		0-0 CS 1B		0-0 L4			0-0 BB 1B		4	0	2	0	0	0	0	Philadelphia Phillies @ Chicago Cubs Wrigley Field, Chicago, IL Fri May 13 1983, 3:33 AM CDT Att: 11,254 - Unknown										
Gary Matthews, R OBP: 0.336, SLG: 0.343 (1, 7)	0-0 1B		0-0 6-3		0-0 F3			4-0 BB 1-2 BB		3	0	1	0	1	0	1											
Mike Schmidt, R OBP: 0.475, SLG: 0.630 (1, 5)	0-0 F8		4-0 BB BB		0-0 FC5-4 1B			0-0 F7		3	0	1	0	1	0	3											
Tony Perez, R OBP: 0.355, SLG: 0.449 Ozzie Virgil, R OBP: 0.291, SLG: 0.538 (8, 2)	0-0 6-3		4-0 BB BB		0-0 L9			0-0 F8		3	0	0	0	1	0	4											
Bo Diaz, R OBP: 0.320, SLG: 0.402 Ron Reed, R (8, 1)		0-0 2B		0-0 1-3		0-3 K		0-0 L7		4	1	1	0	0	1	5											
Gary Maddox, R OBP: 0.355, SLG: 0.437 (1, 8)		0-0 SH5-3 2H SF9 2B		0-0 5-3		0-0 FC5-4		0-0 FC1-4-6 1B		4	1	2	1	0	0	1											
Larry Milbourne, S OBP: 0.281, SLG: 0.276 (1, 4)		0-0 SH5-3		0-0 L9		4-0 G4-6-3 BB		0-3 K		2	0	0	0	1	1	1											
Ivan De Jesus, R OBP: 0.277, SLG: 0.229 (1, 6)		0-0 SF9		0-0 5-3		0-3 K		0-3 K		3	0	0	1	0	2	2											
Larry Christenson, R Sid Monge, S Porfi Altamirano, R Bill Robinson, R Ed Farmer, R Von Hayes, L Tug McGraw, R Greg Gross, L (1, 1) (4, 1) (4, 1) (5, PH) (5, 1) (7, PH) (7, 1) (8, 9)		0-0 F8		0-0 6-3		0-0 G4-6-3		0-0 FC1-4-6		1	0	0	0	0	0	0											
Inning Stats	R: 0 E: 0 K: 0 S: 4	H: 1 LOB: 1 BB: 0 P: 4	R: 2 E: 0 K: 0 S: 5	H: 2 LOB: 0 BB: 0 P: 5	R: 0 E: 0 K: 0 S: 3	H: 1 LOB: 2 BB: 2 P: 11	R: 0 E: 0 K: 0 S: 3	H: 0 LOB: 0 BB: 0 P: 3	R: 0 E: 0 K: 1 S: 6	H: 1 LOB: 0 BB: 0 P: 6	R: 0 E: 0 K: 1 S: 4	H: 0 LOB: 0 BB: 1 P: 8	R: 0 E: 0 K: 2 S: 4	H: 1 LOB: 2 BB: 0 P: 8	R: 0 E: 0 K: 2 S: 8	H: 1 LOB: 1 BB: 0 P: 8		1B: 5 2B: 2 3B: 0 HR: 0	SF: 1 SAC: 1 DP: 1 HBP: 0	WP: 0 PB: 0 SB: 0 CS: 1	PA: 36						
PITCHER	IP	WLS	BF	H	R	ER	SO	BB	IBB	HBP	BLK	WP	HR	S	P	ERA	WHIP										
Steve Trout, L ERA: 4.35 Mike Proly, R ERA: 1.05 Warren Brusstar, R ERA: 5.82	(1, 1) (7, 1) (9, 1)	6.0 2.0 1.0	W 8 4	24 1 1	5 0 0	2 0 0	1 1 2	2 0 0	0 0 0	0 0 0	0 0 0	0 0 0	0 0 0	24 8 8	32 16 8	3.00 0.00 0.00	1.167 1.500 1.000										

Batter	1	2	3	4	5	6	7	8	9	AB	R	H	RBI	BB	SO	LOB	BOTTOM										
23 Ryne Sandberg, R OBP: 0.265, SLG: 0.276 (1, 4)	0-0 4-3 S 1B		0-0 F8		0-0 F9		0-0 FC6-4		0-0 6-3		5	1	1	0	0	4	Philadelphia Phillies @ Chicago Cubs Wrigley Field, Chicago, IL Fri May 13 1983, 3:33 AM CDT Att: 11,254 - Unknown										
Larry Bowa, S OBP: 0.342, SLG: 0.433 (1, 6)	0-0 4-3	0-0 4-3		4-0 1B 1-2 PB BB		0-0 F9		0-0 P4		4	1	0	0	1	0	3											
Bill Buckner, L OBP: 0.242, SLG: 0.306 (1, 3)	0-0 P1		0-0 4-3 SF8 2B		0-0 1-3 2H 1B 1B		0-0 BB 1B 2B		0-0 L3		5	3	3	1	0	0											
Leon Durham, L OBP: 0.396, SLG: 0.458 (1, 8)	4-0 S 1B BB		0-0 4-3		0-0 1-H HR 1B		4-0 BB 1B IBB		0-0 4-3		3	3	1	1	2	0											
Keith Moreland, R OBP: 0.359, SLG: 0.511 (1, 9)	0-0 1-H 3H 1B		4-0 BB BB		0-0 1-H HR		4-0 1B 1-2 2-3 BB		0-0 P4		2	1	2	4	2	0											
Ron Cey, R OBP: 0.294, SLG: 0.290 (1, 5)	0-0 P4		0-0 SF8		0-0 1-3		0-0 P4				3	0	0	1	0	4											
Scot Thompson, L OBP: 0.264, SLG: 0.300 (1, 7)		4-0 BB BB		0-0 K		0-0 5-3		0-0 1-3 2H 3H 1B		3	0	1	2	1	1	1											
Jody Davis, R OBP: 0.320, SLG: 0.402 (1, 2)		4-0 1-2 BB		0-0 P6		4-0 23 FC6-4 BB		0-0 5-3		2	0	0	0	2	0	0											
Steve Trout, L OBP: 0.071, SLG: 0.071 Mike Proly, R Warren Brusstar, R (1, 1) (7, 1) (9, 1)		0-3 K		0-0 K		0-3 K		0-0 6-3		3	1	1	0	0	2	3											
Inning Stats	R: 2 E: 0 K: 0 S: 5	H: 2 LOB: 1 BB: 1 P: 9	R: 0 E: 0 K: 1 S: 5	H: 0 LOB: 2 BB: 2 P: 13	R: 1 E: 0 K: 1 S: 6	H: 1 LOB: 1 BB: 1 P: 10	R: 5 E: 0 K: 0 S: 7	H: 4 LOB: 0 BB: 1 P: 11	R: 0 E: 0 K: 1 S: 5	H: 0 LOB: 1 BB: 1 P: 9	R: 2 E: 0 K: 0 S: 4	H: 2 LOB: 2 BB: 2 P: 12	R: 0 E: 0 K: 0 S: 3	H: 0 LOB: 0 BB: 0 P: 3	R: 0 E: 0 K: 0 S: 3	H: 0 LOB: 0 BB: 0 P: 3		1B: 6 2B: 2 3B: 0 HR: 1	SF: 1 SAC: 0 DP: 0 HBP: 0	WP: 0 PB: 1 SB: 2 CS: 0	PA: 40						
PITCHER	IP	WLS	BF	H	R	ER	SO	BB	IBB	HBP	BLK	WP	HR	S	P	ERA	WHIP										
Larry Christenson, R ERA: 4.3 Sid Monge, L ERA: 6.17 Porfi Altamirano, R ERA: 3.15 Ed Farmer, R ERA: 5.68 Tug McGraw, L ERA:	(1, 1) (4, 1) (4, 1) (5, 1) (7, 1)	3.2 0.0 0.1 2.0 1.0	L 2 2	20 2 2	4 1 2	5 1 2	5 1 2	2 0 2	0 0 2	0 0 0	0 0 0	0 0 0	0 0 0	0 1 9	19 2 21	12.27 54.00 9.00	2.455 3.000 2.000										

AB 30
R 2
H 7
RBI 2
BB 4
SO 4
LOB 19



AB 31
R 10
H 9
RBI 9
BB 8
SO 3
LOB 17



Batter	1	2	3	4	5	6	7	8	9	10	AB	R	H	RBI	BB	SO	LOB	TOP	
Pete Rose, S OBP: 0.341, SLG: 0.348 (1, 3)	3-1 IBB	4-0 E IBB			6-3			4-3		4-0 E IBB	3	1	0	0	2	0	0	Philadelphia Phillies @ Chicago Cubs Wrigley Field, Chicago, IL Sun May 15 1983, 3:33 AM CDT Att. 19,467 - Unknown AB 36 R 5 H 7 RBI 2 BB 3 SO 3 LOB 13	
Von Hayes, L OBP: 0.206, SLG: 0.133 (1, 9)	G3	E3			4-3			CS 1B		E6 1B	5	0	1	0	0	0	2		
Gary Matthews, R OBP: 0.339, SLG: 0.346 Ron Reed, R (10, 1)	S 1B	F9			F9			6-3 1-2		FC6-4 1B	5	0	2	1	0	0	3		
Mike Schmidt, R OBP: 0.455, SLG: 0.598 (1, 5)	4-3				5-3			L5		K FC6-4	5	0	0	0	0	1	3		
Bo Diaz, R OBP: 0.318, SLG: 0.389 (1, 2)		WP 1B			5-3			P4		5-3	3	1	0	0	1	0	0		
Garry Maddox, R OBP: 0.338, SLG: 0.413 (1, 8)		F3			K			K		6-3	4	0	0	0	0	2	1		
Larry Milbourne, S OBP: 0.306, SLG: 0.303 (1, 4)		F7			3-1			G3-6-3 1B		SH1-3 E 1B	4	1	2	0	0	0	1		
Ivan De Jesus, R OBP: 0.278, SLG: 0.233 (1, 6)		2B E 1B			P2			F8		SH1-3	3	1	1	1	0	0	1		
Steve Carlton, L OBP: 0.259, SLG: 0.385 Greg Gross, L OBP: 0.386, SLG: 0.432 (10, PH) (10, 7)		E 1B			F8			G3-6-3 1-2		4-3	3	1	1	0	0	0	1		
Inning Stats	R: 0 E: 0 K: 0 S: 4	H: 1 LOB: 1 BB: 0 P: 4	R: 3 E: 1 K: 0 S: 6	H: 2 LOB: 2 BB: 2 P: 14	R: 0 E: 0 K: 1 S: 5	H: 0 LOB: 0 BB: 0 P: 3	R: 0 E: 0 K: 0 S: 3	H: 0 LOB: 0 BB: 0 P: 5	R: 0 E: 0 K: 0 S: 3	H: 1 LOB: 0 BB: 0 P: 3	R: 0 E: 0 K: 1 S: 5	H: 0 LOB: 0 BB: 0 P: 5	R: 0 E: 0 K: 1 S: 5	H: 0 LOB: 0 BB: 0 P: 5	R: 2 E: 1 K: 0 S: 6	H: 2 LOB: 2 BB: 1 P: 10	1B: 6 2B: 1 3B: 0 HR: 0		SF: 0 SAC: 1 DP: 1 HBP: 0
PITCHER	IP 9.0	WLS L	BF 33	H 5	R 3	ER 1	SO 3	BB 1	IBB 1	HBP 0	BLK 0	WP 1	HR 0	S 37	P 45	ERA 1.00	WHIP 0.667		
Fergie Jenkins, R ERA: 3.66 Lee Smith, R ERA: 0.49 (10, 1)	1.0	L	7	2	2	0	0	0	1	0	0	0	0	6	10	0.00	2.000		
PITCHER	IP 9.0	WLS L	BF 33	H 5	R 3	ER 1	SO 3	BB 1	IBB 1	HBP 0	BLK 0	WP 1	HR 0	S 37	P 45	ERA 1.00	WHIP 0.667		
Fergie Jenkins, R ERA: 3.66 Lee Smith, R ERA: 0.49 (10, 1)	1.0	L	7	2	2	0	0	0	1	0	0	0	0	6	10	0.00	2.000		
Batter	1	2	3	4	5	6	7	8	9	10	AB	R	H	RBI	BB	SO	LOB	BOTTOM	
Gary Woods, R OBP: 0.296, SLG: 0.380 (1, 7)	6-3 2B		FC4-6 1B		FC5 1B BB			WP HBP 1B		F8	4	1	3	1	1	0	0	Philadelphia Phillies @ Chicago Cubs Wrigley Field, Chicago, IL Sun May 15 1983, 3:33 AM CDT Att. 19,467 - Unknown AB 37 R 3 H 7 RBI 3 BB 2 SO 3 LOB 15	
Larry Bowa, S OBP: 0.328, SLG: 0.413 (1, 6)	6-3		FC4-6		FC5 1B			F8		L4	5	0	0	0	0	5			
Bill Buckner, L OBP: 0.248, SLG: 0.304 (1, 3)	5-3		4-3		FC6-4 1B			WP HBP		G3	4	0	1	1	0	2			
Keith Moreland, R OBP: 0.361, SLG: 0.531 (1, 9)	6-3				FC6-4 1B			1-2 2-3 IBB		4-3	4	1	1	1	1	0	3		
Ron Cey, R OBP: 0.292, SLG: 0.277 (1, 5)		K			K			F9		L5	5	0	0	0	0	2	3		
Leon Durham, L OBP: 0.381, SLG: 0.437 (1, 8)		K			F8			4-3		6-3	4	0	0	0	0	1	0		
Jody Davis, R OBP: 0.317, SLG: 0.396 (1, 2)		F9			F8			1B		2-3	4	0	1	0	0	0	0		
23 Ryne Sandberg, R OBP: 0.265, SLG: 0.275 (1, 4)					E6 S 1B			FC5 SH1-4 1B		6-3	4	1	1	0	0	0	1		
Fergie Jenkins, R OBP: 0.188, SLG: 0.313 Jerry Morales, R OBP: 0.178, SLG: 0.235 Lee Smith, R (10, 1)	1.0	S	3	0	0	0	0	0	0	0	2	0	0	0	0	0	0		
PITCHER	IP 9.0	WLS W	BF 38	H 7	R 3	ER 2	SO 3	BB 1	IBB 1	HBP 1	BLK 0	WP 1	HR 1	S 41	P 50	ERA 2.00	WHIP 0.889		
Steve Carlton, L ERA: 2.18 Ron Reed, R ERA: 2.33 (10, 1)	1.0	S	3	0	0	0	0	0	0	0	3	3	0	0	0	0	0		
PITCHER	IP 9.0	WLS W	BF 38	H 7	R 3	ER 2	SO 3	BB 1	IBB 1	HBP 1	BLK 0	WP 1	HR 1	S 41	P 50	ERA 2.00	WHIP 0.889		
Steve Carlton, L ERA: 2.18 Ron Reed, R ERA: 2.33 (10, 1)	1.0	S	3	0	0	0	0	0	0	0	3	3	0	0	0	0	0		
PITCHER	IP 9.0	WLS S	BF 3	H 0	R 0	ER 0	SO 0	BB 0	IBB 0	HBP 0	BLK 0	WP 0	HR 0	S 3	P 3	ERA 0.000	WHIP 0.000		
PITCHER	IP 9.0	WLS L	BF 33	H 5	R 3	ER 1	SO 3	BB 1	IBB 1	HBP 0	BLK 0	WP 1	HR 0	S 37	P 45	ERA 1.00	WHIP 0.667		
Fergie Jenkins, R ERA: 3.66 Lee Smith, R ERA: 0.49 (10, 1)	1.0	L	7	2	2	0	0	0	1	0	0	0	0	6	10	0.00	2.000		
PITCHER	IP 9.0	WLS L	BF 33	H 5	R 3	ER 1	SO 3	BB 1	IBB 1	HBP 0	BLK 0	WP 1	HR 0	S 37	P 45	ERA 1.00	WHIP 0.667		
Fergie Jenkins, R ERA: 3.66 Lee Smith, R ERA: 0.49 (10, 1)	1.0	L	7	2	2	0	0	0	1	0	0	0	0	6	10	0.00	2.000		
PITCHER	IP 9.0	WLS L	BF 33	H 5	R 3	ER 1	SO 3	BB 1	IBB 1	HBP 0	BLK 0	WP 1	HR 0	S 37	P 45	ERA 1.00	WHIP 0.667		
Fergie Jenkins, R ERA: 3.66 Lee Smith, R ERA: 0.49 (10, 1)	1.0	L	7	2	2	0	0	0	1	0	0	0	0	6	10	0.00	2.000		

Batter	1	2	3	4	5	6	7	8	9	AB	R	H	RBI	BB	SO	LOB	TOP				
Johnnie LeMaster, R (1, 6) OBP: 0.400, SLG: 0.392	0-3 K		0-0 1B		0-0 6-3		0-3 K			4	0	1	0	0	2	2	San Francisco Giants @ Philadelphia Phillies Veterans Stadium, Philadelphia, PA Tue May 17 1983, 7:05 PM EDT Att: 21,123 - Unknown				
Darrell Evans, L (1, 5) OBP: 0.436, SLG: 0.676	0-0 1B		0-0 FC4-6 1B			0-0 E4 FC4-6		0-0 P6		4	0	2	0	0	0	0					
Chili Davis, S (1, 8) OBP: 0.392, SLG: 0.525	0-0 1-3 1B		0-0 FC4-6 1-2			0-0 FC4-6 5-3 1-2		0-3 K		4	0	1	0	0	1	2					
Jack Clark, R (1, 9) OBP: 0.299, SLG: 0.297	0-3 1-2 K		0-0 F8			0-0 5-3 1-2		4-0 BB		3	0	0	0	1	1	4					
Jeffrey Leonard, R (1, 7) OBP: 0.250, SLG: 0.321	4-0 BB			0-0 6-3		0-3 K		0-0 F8		3	0	0	0	1	1	2					
Dave Bergman, L (1, 3) OBP: 0.333, SLG: 0.222	0-0 4-3			0-0 G3			0-0 1-3		0-0 F9	3	0	0	0	0	0	3					
Joel Youngblood, R (9, PH) OBP: 0.304, SLG: 0.372										1	0	0	0	0	0	0					
Bob Brenly, R (1, 2) OBP: 0.333, SLG: 0.391		0-0 6-3		0-0 P6			0-0 2B		0-0 HR	4	1	2	1	0	0	0					
Duane Kuiper, L (1, 4) OBP: 0.344, SLG: 0.268		0-0 5-3			0-0 P6		4-0 BB		0-0 6-3	2	0	0	0	0	0	0					
Champ Summers, L (7, PH) OBP: 0.394, SLG: 0.222										0	0	0	0	1	0	0					
Joe Pettini, R (7, PR) OBP: 0.100, SLG: 0.158										1	0	0	0	0	0	0					
Andy McGaffigan, R (1, 1) OBP: 0.250, SLG: 0.440		0-3 K			0-3 K		0-0 L9		0-3 K	2	0	0	0	0	2	0					
Max Venable, L (7, PH) OBP: 0.333, SLG: 0.667										1	0	0	0	0	0	2					
Jim Barr, R (7, 1) OBP: 0.333, SLG: 0.667										0	0	0	0	0	0	0					
Mike Vail, R (9, PH) OBP: 0.192, SLG: 0.200										1	0	0	0	0	1	0					
Inning Stats	R: 0 E: 0 K: 2 S: 9	H: 2 LOB: 3 BB: 1 P: 13	R: 0 E: 0 K: 1 S: 5	H: 0 LOB: 0 BB: 0 P: 5	R: 0 E: 0 K: 0 S: 4	H: 2 LOB: 1 BB: 0 P: 4	R: 0 E: 0 K: 0 S: 3	H: 0 LOB: 0 BB: 0 P: 3	R: 0 E: 0 K: 1 S: 5	H: 0 LOB: 1 BB: 0 P: 5	R: 0 E: 1 K: 1 S: 6	H: 1 LOB: 2 BB: 1 P: 10	R: 0 E: 0 K: 1 S: 5	H: 0 LOB: 1 BB: 1 P: 9	R: 1 E: 0 K: 1 S: 6	H: 1 LOB: 0 BB: 0 P: 6	1B: 4 2B: 1 3B: 0 HR: 1	SF: 0 SAC: 0 DP: 0 HBP: 0	WP: 0 PB: 0 SB: 1 CS: 0	PA: 36	
PITCHER	IP WLS BF H R ER SO BB IBB HBP BLK WP HR S P ERA WHIP	7.0 W 28 5 0 0 6 2 0 0 0 0 0 38 46 0.00 1.000	2.0 S 8 1 1 1 2 1 0 0 0 0 1 11 15 4.50 1.000																		

AB 33
R 1
H 6
RBI 1
BB 3
SO 8
LOB 15



Batter	1	2	3	4	5	6	7	8	9	AB	R	H	RBI	BB	SO	LOB	BOTTOM				
Pete Rose, S (1, 9) OBP: 0.338, SLG: 0.345	0-0 4-3	0-0 F7			0-0 F8		0-0 1B			4	0	1	0	0	0	1	San Francisco Giants @ Philadelphia Phillies Veterans Stadium, Philadelphia, PA Tue May 17 1983, 7:05 PM EDT Att: 21,123 - Unknown				
Gary Matthews, R (1, 7) OBP: 0.336, SLG: 0.352	0-0 2B		0-3 K		0-3 K		0-3 K			4	0	1	0	0	3	1					
Al Holland, R (8, 1)										0	0	0	0	0	0	0					
Mike Schmidt, R (1, 5) OBP: 0.449, SLG: 0.580	0-0 F8		4-0 BB		0-0 F8			0-3 K		3	0	0	0	1	1	1					
Tony Perez, R (1, 3) OBP: 0.342, SLG: 0.431	0-0 6-3		0-0 P4		0-0 L7		0-3 K		0-3 K	4	0	0	0	0	1	2					
Von Hayes, L (9, 9) OBP: 0.206, SLG: 0.133										0	0	0	0	0	0	0					
Bo Diaz, R (1, 2) OBP: 0.324, SLG: 0.394		0-0 2B SF8 1B	0-0 6-3		0-0 1B		0-0 L9			4	1	2	0	0	0	1					
Gary Maddox, R (1, 8) OBP: 0.337, SLG: 0.423		0-0 1-6-3 1B 2B		0-0 F8		0-3 K				3	1	1	0	0	1	1					
Larry Milbourne, S (1, 4) OBP: 0.308, SLG: 0.314		0-0 SF8		0-0 BLK 1B		0-0 F7				2	0	1	1	0	0	1					
Ivan De Jesus, R (1, 6) OBP: 0.270, SLG: 0.225		0-0 3H 1-6-3 2B		0-3 K		0-0 6-3				3	0	0	0	0	1	2					
John Denny, R (1, 1) OBP: 0.143, SLG: 0.100		0-0 2-3 1B		0-3 K		0-0 G3				2	0	1	1	0	1	1					
Bob Molinaro, L (7, PH) OBP: 0.133, SLG: 0.429										1	0	0	0	0	0	0					
Greg Gross, L (8, 7) OBP: 0.386, SLG: 0.432		0-0 3H 1B								0	0	0	0	0	0	0					
Inning Stats	R: 0 E: 0 K: 0 S: 4	H: 1 LOB: 1 BB: 0 P: 4	R: 2 E: 0 K: 0 S: 6	H: 3 LOB: 1 BB: 0 P: 6	R: 0 E: 0 K: 1 S: 5	H: 0 LOB: 1 BB: 1 P: 9	R: 0 E: 0 K: 2 S: 8	H: 1 LOB: 1 BB: 0 P: 8	R: 0 E: 0 K: 1 S: 5	H: 0 LOB: 0 BB: 0 P: 5	R: 0 E: 0 K: 1 S: 6	H: 1 LOB: 1 BB: 0 P: 6	R: 0 E: 0 K: 1 S: 6	H: 1 LOB: 1 BB: 0 P: 6	R: 0 E: 0 K: 2 S: 7	H: 0 LOB: 0 BB: 0 P: 7	1B: 5 2B: 2 3B: 0 HR: 0	SF: 1 SAC: 0 DP: 0 HBP: 0	WP: 0 PB: 0 SB: 0 CS: 0	PA: 32	
PITCHER	IP WLS BF H R ER SO BB IBB HBP BLK WP HR S P ERA WHIP	6.0 L 25 6 2 2 5 1 0 0 1 0 0 34 38 3.00 1.167	2.0 7 1 0 0 3 0 0 0 0 0 0 0 13 13 0.00 0.500																		

AB 30
R 2
H 7
RBI 2
BB 1
SO 8
LOB 11



Batter	1	2	3	4	5	6	7	8	9	AB	R	H	RBI	BB	SO	LOB	TOP					
Steve Sax, R (1.4) OBP: 0.363, SLG: 0.404										5	1	2	1	0	0	4	Los Angeles Dodgers @ Philadelphia Phillies Veterans Stadium, Philadelphia, PA Mon May 23 1983, 7:05 PM EDT Att: 24,249 - Unknown					
Ken Landreaux, L (1.8) OBP: 0.399, SLG: 0.443										5	0	2	1	0	0	1						
Dusty Baker Jr., R (1.7) OBP: 0.309, SLG: 0.386										4	0	0	0	0	1	2						
Pedro Guerrero, R (1.5) OBP: 0.390, SLG: 0.567										2	0	0	0	2	0	0						
Greg Brock, L (1.3) OBP: 0.388, SLG: 0.542										4	0	0	0	0	1	3						
Mike Marshall, R (1.9) OBP: 0.320, SLG: 0.409										4	0	0	0	0	3	2						
Ron Roenicke, S (8.9) OBP: 0.258, SLG: 0.259										0	0	0	0	0	0	0						
Steve Yeager, R (1.2) OBP: 0.299, SLG: 0.458										3	1	2	0	1	1	0						
Bill Russell, R (1.6) OBP: 0.327, SLG: 0.247										3	0	1	0	0	0	2						
Fernando Valenzuela, L (1.1) OBP: 0.250, SLG: 0.321										4	0	2	0	0	1	2						
Inning Stats	R: 1 E: 0 K: 1 S: 6	H: 1 LOB: 1 BB: 1 P: 10	R: 0 E: 1 K: 1 S: 7	H: 2 LOB: 2 BB: 0 P: 7	R: 0 E: 0 K: 0 S: 3	H: 0 LOB: 0 BB: 0 P: 3	R: 0 E: 0 K: 1 S: 5	H: 0 LOB: 1 BB: 1 P: 9	R: 0 E: 0 K: 0 S: 4	H: 2 LOB: 1 BB: 0 P: 4	R: 0 E: 0 K: 1 S: 5	H: 0 LOB: 0 BB: 0 P: 5	R: 0 E: 0 K: 0 S: 4	H: 1 LOB: 1 BB: 0 P: 4	R: 0 E: 0 K: 2 S: 8	H: 1 LOB: 2 BB: 1 P: 12	R: 1 E: 0 K: 1 S: 7	H: 2 LOB: 1 BB: 0 P: 7	1B: 7 2B: 1 3B: 1 HR: 0	SF: 0 SAC: 1 DP: 0 HBP: 0	WP: 0 PB: 0 SB: 1 CS: 1	PA: 38
PITCHER	IP WLS BF H R ER SO BB IBB HBP BLK WP HR S P ERA WHIP																					
John Denny, R (1.1) ERA: 1.9	8.0 L 33 7 1 1 6 3 0 0 0 0 0 0 42 54 1.12 1.250																					
Ron Reed, R (9.1) ERA: 2.53	1.0 5 2 1 1 1 0 0 0 0 0 0 0 7 7 9.00 2.000																					

AB	34
R	2
H	9
RBI	2
BB	3
SO	7
LOB	16



Batter	1	2	3	4	5	6	7	8	9	AB	R	H	RBI	BB	SO	LOB	BOTTOM					
Pete Rose, S (1.9) OBP: 0.338, SLG: 0.352										4	0	2	0	0	0	0	Los Angeles Dodgers @ Philadelphia Phillies Veterans Stadium, Philadelphia, PA Mon May 23 1983, 7:05 PM EDT Att: 24,249 - Unknown					
Gary Matthews, R (1.7) OBP: 0.336, SLG: 0.339										3	0	1	0	1	1	3						
Mike Schmidt, R (1.5) OBP: 0.446, SLG: 0.550										3	0	0	0	1	0	2						
Tony Perez, R (1.3) OBP: 0.319, SLG: 0.400										4	0	0	0	0	4	2						
Bo Diaz, R (1.2) OBP: 0.303, SLG: 0.364										3	0	0	0	0	0	1						
Gary Maddox, R (1.8) OBP: 0.333, SLG: 0.402										3	0	0	0	0	0	1						
Larry Milbourne, S (1.4) OBP: 0.286, SLG: 0.289										3	0	0	0	0	0	0						
Ivan De Jesus, R (1.6) OBP: 0.264, SLG: 0.221										2	0	1	0	0	1	0						
Bill Robinson, R (8, PH) OBP: 0.250, SLG: 0.143										1	0	0	0	0	1	0						
Kiko Garcia, R (9.6)										0	0	0	0	0	0	0						
John Denny, R (1.1) OBP: 0.130, SLG: 0.091										2	0	0	0	0	0	1						
Ozzie Virgil, R (8, PH) OBP: 0.214, SLG: 0.500										1	0	0	0	0	0	0						
Ron Reed, R (9.1)										0	0	0	0	0	0	0						
Inning Stats	R: 0 E: 0 K: 0 S: 2	H: 0 LOB: 0 BB: 1 P: 6	R: 0 E: 0 K: 1 S: 5	H: 0 LOB: 0 BB: 0 P: 5	R: 0 E: 0 K: 0 S: 5	H: 2 LOB: 2 BB: 0 P: 5	R: 0 E: 0 K: 1 S: 5	H: 0 LOB: 0 BB: 0 P: 5	R: 0 E: 0 K: 1 S: 5	H: 0 LOB: 0 BB: 0 P: 5	R: 0 E: 0 K: 1 S: 5	H: 1 LOB: 0 BB: 0 P: 5	R: 0 E: 0 K: 1 S: 5	H: 0 LOB: 1 BB: 1 P: 9	R: 0 E: 0 K: 1 S: 5	H: 0 LOB: 0 BB: 0 P: 5	R: 0 E: 0 K: 1 S: 6	H: 1 LOB: 1 BB: 0 P: 6	1B: 4 2B: 0 3B: 0 HR: 0	SF: 0 SAC: 0 DP: 0 HBP: 0	WP: 0 PB: 0 SB: 0 CS: 2	PA: 31
PITCHER	IP WLS BF H R ER SO BB IBB HBP BLK WP HR S P ERA WHIP																					
Fernando Valenzuela, L (1.1) ERA: 3.41	9.0 W 31 4 0 0 7 2 0 0 0 0 0 0 43 51 0.00 0.667																					

AB	29
R	0
H	4
RBI	0
BB	2
SO	7
LOB	10



Batter	1	2	3	4	5	6	7	8	9	AB	R	H	RBI	BB	SO	LOB	TOP								
Steve Sax, R (1,4) OBP: 0.356, SLG: 0.396	F7		F9			G6-3		SH		3	0	0	1	0	0	1	Los Angeles Dodgers @ Philadelphia Phillies Veterans Stadium, Philadelphia, PA Tue May 24 1983, 7:05 PM EDT Att: 24,016 - Unknown								
Ken Landreaux, L (1,8) OBP: 0.398, SLG: 0.438	F8			K				P6		4	1	1	0	0	1	1									
Dusty Baker Jr., R (1,7) OBP: 0.313, SLG: 0.403	K							F8		4	1	2	1	0	1	1									
Pedro Guerrero, R (1,5) OBP: 0.387, SLG: 0.556		F9 S BB							K	3	0	0	0	1	2	2									
Greg Brock, L (1,3) OBP: 0.378, SLG: 0.526		K						F8		4	0	0	0	0	1	1									
Mike Marshall, R (1,9) OBP: 0.311, SLG: 0.396	F9									3	0	0	0	0	2	1									
Ron Roenicke, S (7,9) OBP: 0.254, SLG: 0.254									P4	1	0	0	0	0	0	0									
Steve Yeager, R (1,2) OBP: 0.291, SLG: 0.444										3	0	0	0	0	0	1									
Bill Russell, R (1,6) OBP: 0.327, SLG: 0.271			K							3	1	1	0	0	1	0									
Alejandro Pena, R (1,1) OBP: 0.100, SLG: 0.100			K							3	0	0	0	0	1	1									
Inning Stats	R: 0 E: 0 K: 1 S: 5	H: 0 LOB: 0 BB: 0 P: 5	R: 0 E: 0 K: 1 S: 5	H: 0 LOB: 1 BB: 1 P: 9	R: 0 E: 0 K: 2 S: 7	H: 0 LOB: 0 BB: 0 P: 7	R: 1 E: 0 K: 1 S: 6	H: 1 LOB: 0 BB: 0 P: 6	R: 0 E: 0 K: 1 S: 5	H: 0 LOB: 0 BB: 0 P: 5	R: 1 E: 1 K: 1 S: 7	H: 2 LOB: 1 BB: 0 P: 7	R: 0 E: 0 K: 1 S: 5	H: 0 LOB: 0 BB: 0 P: 5	R: 1 E: 0 K: 0 S: 5	H: 1 LOB: 1 BB: 0 P: 5	R: 0 E: 0 K: 1 S: 5	H: 0 LOB: 0 BB: 0 P: 5	1B: 1 2B: 2 3B: 1 HR: 0	SF: 0 SAC: 1 DP: 1 HBP: 0	WP: 1 PB: 0 SB: 3 CS: 0	PA: 33			
PITCHER	IP	WLS	BF	H	R	ER	SO	BB	IBB	HBP	BLK	WP	HR	S	P	ERA	WHIP								
Larry Christenson, R (1,1) ERA: 3.98	7.0	L	25	3	2	2	8	1	0	0	0	1	0	40	44	2.57	0.571								
Al Holland, L (8,1) ERA: 3.68	2.0		8	1	1	1	1	0	0	0	0	0	0	10	10	4.50	0.500								

Batter	1	2	3	4	5	6	7	8	9	AB	R	H	RBI	BB	SO	LOB	BOTTOM								
Bob Dernier, R (1,8) OBP: 0.188, SLG: 0.133	L3									3	0	1	0	0	0	1	Los Angeles Dodgers @ Philadelphia Phillies Veterans Stadium, Philadelphia, PA Tue May 24 1983, 7:05 PM EDT Att: 24,016 - Unknown								
Greg Gross, L (8,PH) OBP: 0.396, SLG: 0.425										1	0	0	0	0	0	0									
Pete Rose, S (1,3) OBP: 0.336, SLG: 0.344	K									3	0	0	0	1	1	1									
Gary Matthews, R (1,7) OBP: 0.340, SLG: 0.333	5-3									2	0	0	0	2	0	1									
Mike Schmidt, R (1,5) OBP: 0.434, SLG: 0.531		K								4	0	0	0	0	1	3									
Bo Diaz, R (1,2) OBP: 0.294, SLG: 0.351		K2-3								4	0	0	0	0	1	2									
Von Hayes, L (1,9) OBP: 0.182, SLG: 0.125										4	0	1	0	0	2	1									
Larry Milbourne, S (1,4) OBP: 0.283, SLG: 0.286										4	0	1	0	0	1	1									
Ivan De Jesus, R (1,6) OBP: 0.269, SLG: 0.227										2	0	1	0	0	0	0									
Bob Molinaro, L (7,PH) OBP: 0.116, SLG: 0.375										1	0	0	0	0	0	1									
Al Holland, R (8,1) ERA: 3.68										0	0	0	0	0	0	0									
Larry Christenson, R (1,1) ERA: 3.98										2	0	0	0	0	1	1									
Joe Lefebvre, L (7,PH) OBP: 0.304, SLG: 0.238										1	0	0	0	0	1	1									
Kiko Garcia, R (8,6) ERA: 3.68										0	0	0	0	0	0	0									
Inning Stats	R: 0 E: 0 K: 1 S: 5	H: 0 LOB: 0 BB: 0 P: 5	R: 0 E: 0 K: 2 S: 8	H: 1 LOB: 0 BB: 0 P: 8	R: 0 E: 0 K: 0 S: 4	H: 1 LOB: 1 BB: 0 P: 4	R: 0 E: 0 K: 1 S: 5	H: 0 LOB: 1 BB: 1 P: 9	R: 0 E: 0 K: 1 S: 6	H: 0 LOB: 1 BB: 1 P: 6	R: 0 E: 0 K: 1 S: 3	H: 1 LOB: 1 BB: 0 P: 7	R: 0 E: 0 K: 1 S: 6	H: 0 LOB: 1 BB: 0 P: 6	R: 0 E: 0 K: 0 S: 3	H: 0 LOB: 1 BB: 1 P: 7	R: 0 E: 0 K: 2 S: 7	H: 0 LOB: 0 BB: 0 P: 7	1B: 4 2B: 0 3B: 0 HR: 0	SF: 0 SAC: 0 DP: 0 HBP: 0	WP: 0 PB: 0 SB: 1 CS: 0	PA: 34			
PITCHER	IP	WLS	BF	H	R	ER	SO	BB	IBB	HBP	BLK	WP	HR	S	P	ERA	WHIP								
Alejandro Pena, R (1,1) ERA: 1.91	9.0	W	34	4	0	0	8	3	0	0	0	0	0	47	59	0.00	0.778								

AB	31
R	3
H	4
RBI	2
BB	1
SO	9
LOB	9



AB	31
R	0
H	4
RBI	0
BB	3
SO	8
LOB	13



Batter	1	2	3	4	5	6	7	8	9	AB	R	H	RBI	BB	SO	LOB	TOP								
Steve Sax, R OBP: 0.356, SLG: 0.396 (1, 4)	F3		K				G3			5	0	2	1	0	1	1	Los Angeles Dodgers @ Philadelphia Phillies Veterans Stadium, Philadelphia, PA Wed May 25 1983, 7:05 PM EDT Att: 22,735 - Unknown								
Ken Landreaux, L OBP: 0.317, SLG: 0.446 (1, 8)	1B 2B		P5				F8			4	2	2	0	1	0	1									
Dusty Baker Jr., R OBP: 0.304, SLG: 0.390 (1, 7)	L6		F9				F8			5	0	0	0	0	1	5									
Pedro Guerrero, R OBP: 0.390, SLG: 0.574 (1, 5)	2H 1B						5-3			4	1	2	3	0	0	1									
Greg Brock, L OBP: 0.369, SLG: 0.511 (1, 3)	F9						3-1			4	0	0	0	0	1	1									
Mike Marshall, R OBP: 0.302, SLG: 0.383 Ron Roenicke, S OBP: 0.250, SLG: 0.250 (7, 9)			K				3-1			3	0	0	0	0	2	0									
Steve Yeager, R OBP: 0.289, SLG: 0.431 (1, 2)			K				F7			3	1	0	0	1	1	0									
Bill Russell, R OBP: 0.342, SLG: 0.300 (1, 6)							F7			4	2	3	0	0	0	0									
Burt Hooton, R (1, 1) Rick Monday, L OBP: 0.360, SLG: 0.158 Dave Stewart, R OBP: 0.167, SLG: 0.167 (7, 1)			K				F7			2	0	0	0	0	1	1									
										1	0	1	2	0	0	0									
										1	0	0	0	0	0	1									
Inning Stats	R: 1 E: 0 K: 0 S: 5	H: 2 LOB: 1 BB: 0 P: 5	R: 0 E: 0 K: 3 S: 10	H: 1 LOB: 1 BB: 0 P: 10	R: 0 E: 0 K: 1 S: 5	H: 0 LOB: 0 BB: 0 P: 5	R: 0 E: 0 K: 2 S: 7	H: 0 LOB: 0 BB: 0 P: 7	R: 0 E: 0 K: 0 S: 3	H: 0 LOB: 0 BB: 0 P: 3	R: 0 E: 0 K: 0 S: 4	H: 1 LOB: 1 BB: 0 P: 4	R: 2 E: 0 K: 0 S: 5	H: 2 LOB: 1 BB: 1 P: 9	R: 2 E: 0 K: 0 S: 5	H: 2 LOB: 0 BB: 0 P: 5	R: 1 E: 0 K: 1 S: 7	H: 2 LOB: 2 BB: 1 P: 11	1B: 7 2B: 2 3B: 0 HR: 1	SF: 0 SAC: 0 DP: 0 HBP: 0	WP: 0 PB: 0 SB: 1 CS: 0	PA: 39			
PITCHER	IP	WLS	BF	H	R	ER	SO	BB	IBB	HBP	BLK	WP	HR	S	P	ERA	WHIP								
Marty Bystrom, R ERA: 6.17 (1, 1)	7.0	L	28	6	3	3	6	1	0	0	1	0	0	39	43	3.86	1.000								
Tug McGraw, L ERA: 3.27 (8, 1)	2.0	S	11	4	3	3	1	1	0	0	0	0	1	12	16	13.50	2.500								

Batter	1	2	3	4	5	6	7	8	9	AB	R	H	RBI	BB	SO	LOB	BOTTOM								
Pete Rose, S OBP: 0.327, SLG: 0.333 (1, 3)	F5	4-3					F7			4	0	0	0	0	0	3	Los Angeles Dodgers @ Philadelphia Phillies Veterans Stadium, Philadelphia, PA Wed May 25 1983, 7:05 PM EDT Att: 22,735 - Unknown								
Von Hayes, L OBP: 0.229, SLG: 0.233 (1, 9)	3B						4-3			3	0	2	0	1	0	0									
Mike Schmidt, R OBP: 0.422, SLG: 0.513 (1, 5)	K						F7			4	0	0	0	0	1	3									
Gary Matthews, R OBP: 0.351, SLG: 0.366 (1, 7)	BB						1B			3	1	2	1	1	1	1									
Garry Maddox, R OBP: 0.340, SLG: 0.407 (1, 8)	P5						5-3			4	0	2	0	0	0	2									
Ozzie Virgil, R OBP: 0.167, SLG: 0.389 (1, 2)							5-3			4	0	0	0	0	1	3									
Kiko Garcia, R OBP: 0.200, SLG: 0.200 (8, 6)							K			4	0	1	0	0	3	0									
Ivan De Jesus, R OBP: 0.264, SLG: 0.222 Greg Gross, L OBP: 0.409, SLG: 0.425 Larry Milbourne, S OBP: 0.278, SLG: 0.280 (8, 4)							6-3			2	0	0	0	0	0	1									
Marty Bystrom, R OBP: 0.600, SLG: 0.333 Joe Lefebvre, L OBP: 0.292, SLG: 0.227 Tug McGraw, R OBP: 0.111, SLG: 0.353 (8, PH)							K			0	0	0	0	0	0	0									
										1	0	0	0	0	0	0									
										1	0	0	0	0	0	0									
Inning Stats	R: 0 E: 0 K: 1 S: 6	H: 1 LOB: 2 BB: 1 P: 10	R: 0 E: 0 K: 0 S: 4	H: 1 LOB: 2 BB: 1 P: 8	R: 0 E: 0 K: 1 S: 5	H: 1 LOB: 0 BB: 0 P: 5	R: 0 E: 0 K: 1 S: 5	H: 0 LOB: 0 BB: 0 P: 5	R: 0 E: 0 K: 1 S: 6	H: 2 LOB: 2 BB: 1 P: 10	R: 0 E: 0 K: 1 S: 5	H: 0 LOB: 1 BB: 1 P: 9	R: 1 E: 0 K: 0 S: 5	H: 2 LOB: 1 BB: 0 P: 5	R: 0 E: 0 K: 1 S: 5	H: 0 LOB: 0 BB: 0 P: 5	1B: 4 2B: 1 3B: 1 HR: 1	SF: 0 SAC: 0 DP: 0 HBP: 0	WP: 0 PB: 0 SB: 0 CS: 2	PA: 36					
PITCHER	IP	WLS	BF	H	R	ER	SO	BB	IBB	HBP	BLK	WP	HR	S	P	ERA	WHIP								
Burt Hooton, R ERA: 4.53 (1, 1)	6.0	W	24	5	0	0	5	3	0	0	0	0	0	31	43	0.00	1.333								
Dave Stewart, R ERA: 1.36 (7, 1)	3.0	S	12	2	1	1	2	1	0	0	0	0	1	15	19	3.00	1.000								

Batter	1	2	3	4	5	6	7	8	9	AB	R	H	RBI	BB	SO	LOB	TOP					
Tim Raines, S (1, 7) OBP: 0.383, SLG: 0.358	4-3 2B		CS 1B		E6 2H 1B		3-1 3H 1B			4	0	3	1	0	0	0	Montreal Expos @ Philadelphia Phillies Veterans Stadium, Philadelphia, PA Sun May 29 1983, 3:33 AM EDT Att: 18,875 - Unknown livebaseballscorecards.com					
Bryan Little, S (1, 6) OBP: 0.365, SLG: 0.355	L8		F8 1-2		K 1-2					4	0	1	0	0	1	3						
Warren Cromartie, L (1, 9) OBP: 0.362, SLG: 0.446	4-3 2-3			1B		FC5-4 1B	4-3			4	0	2	0	0	0	2						
Al Oliver, L (1, 3) OBP: 0.347, SLG: 0.439	BB			F8		FC5-4 1B	1-3			3	0	1	0	1	0	1						
Gary Carter, R (1, 2) OBP: 0.302, SLG: 0.423	F2			K		L5	F7			4	0	0	0	0	1	5						
Tim Wallach, R (1, 5) OBP: 0.296, SLG: 0.400			K	K		FC5-4 1-2 2-3	5-3			4	0	0	0	0	2	3						
Jerry White, S (1, 8)			K		S BB	F7	K			3	1	0	0	1	2	2						
Doug Flynn, R (1, 4) OBP: 0.244, SLG: 0.269	F6-3			F1-3 1-2			F4-3 3-1 3B			4	1	1	0	0	0	1						
Bill Gullickson, R (1, 1) Randy Lerch, L (6, 1) Terry Francoia, L (7, PH) Bryn Smith, R (7, 1) Mike Vail, R (9, PH)	F2			K		K	6-3			2	0	0	0	0	1	1						
Inning Stats	R: 0 E: 0 K: 0 S: 4	H: 1 LOB: 2 BB: 1 P: 8	R: 0 E: 0 K: 2 S: 7	H: 0 LOB: 0 BB: 0 P: 7	R: 0 E: 0 K: 0 S: 3	H: 1 LOB: 0 BB: 0 P: 3	R: 0 E: 0 K: 2 S: 8	H: 1 LOB: 1 BB: 0 P: 8	R: 1 E: 1 K: 2 S: 8	H: 1 LOB: 1 BB: 1 P: 12	R: 0 E: 0 K: 0 S: 5	H: 2 LOB: 2 BB: 0 P: 5	R: 1 E: 0 K: 0 S: 5	H: 2 LOB: 1 BB: 0 P: 5	R: 0 E: 0 K: 0 S: 3	H: 0 LOB: 0 BB: 0 P: 3		R: 0 E: 0 K: 2 S: 7	H: 0 LOB: 0 BB: 0 P: 7	1B: 6 2B: 1 3B: 1 HR: 0	SF: 0 SAC: 0 DP: 0 HBP: 0	WP: 0 PB: 0 SB: 2 CS: 1
PITCHER	IP WLS BF H R ER SO BB IBB HBP BLK WP HR S P ERA WHIP																					
Larry Christenson, R (1, 1) ERA: 3.58	6.2 W 29 8 2 1 6 2 0 0 0 0 0 0 39 47 1.35 1.500																					
Al Holland, L (7, 1) ERA: 2.38	2.1 S 7 0 0 0 2 0 0 0 0 0 0 0 0 11 11 0.00 0.000																					

Batter	1	2	3	4	5	6	7	8	9	AB	R	H	RBI	BB	SO	LOB	BOTTOM			
Pete Rose, S (1, 3) OBP: 0.333, SLG: 0.345	F4-6-3 BB		1-3		F9	2-3 1B		SF8		3	0	1	1	1	0	1	Montreal Expos @ Philadelphia Phillies Veterans Stadium, Philadelphia, PA Sun May 29 1983, 3:33 AM EDT Att: 18,875 - Unknown livebaseballscorecards.com			
Joe Morgan, L (1, 4) OBP: 0.416, SLG: 0.329	F4-6-3 1-2		F4-3			K		1B		3	0	0	0	2	1	4				
Kiko Garcia, R (9, 4) OBP: 0.556, SLG: 0.500						BB		BB		0	0	0	0	0	0	0				
Gary Matthews, R (1, 7) OBP: 0.360, SLG: 0.360				F8	F9		6-3			4	0	1	0	0	0	1				
Bob Dernier, R (8, 7) OBP: 0.235, SLG: 0.188								1B		1	0	1	0	0	0	0				
Mike Schmidt, R (1, 5) OBP: 0.407, SLG: 0.523	K			1B G3 BB		F9		K		4	1	1	1	1	2	3				
Von Hayes, L (1, 9) OBP: 0.262, SLG: 0.241			K	G3		HR BB		F4-3 1B		3	1	1	0	1	1	1				
Bo Diaz, R (1, 2) OBP: 0.317, SLG: 0.384	F4-3			1B BB		HR		F4-3		3	1	1	2	1	0	1				
Garry Maddox, R (1, 8) OBP: 0.330, SLG: 0.388	F4-3					HR		K		4	1	2	0	0	1	1				
Ivan De Jesus, R (1, 6) OBP: 0.281, SLG: 0.291				SH3-4 1B	F7		5-3			4	1	2	0	0	0	4				
Larry Christenson, R (1, 1) OBP: 0.067, SLG: 0.133				SH3-4 1-2				SF8 3B		2	0	1	1	0	1	0				
Al Holland, R (7, 1) ERA: 3.13				K		1B 2H 2B		F4-3		1	0	0	0	0	0	1				
Inning Stats	R: 0 E: 0 K: 1 S: 5	H: 1 LOB: 1 BB: 1 P: 9	R: 0 E: 0 K: 1 S: 5	H: 0 LOB: 0 BB: 0 P: 5	R: 0 E: 0 K: 0 S: 4	H: 1 LOB: 1 BB: 0 P: 4	R: 0 E: 0 K: 0 S: 4	H: 1 LOB: 3 BB: 2 P: 12	R: 0 E: 0 K: 1 S: 5	H: 0 LOB: 1 BB: 1 P: 9	R: 3 E: 0 K: 1 S: 9	H: 4 LOB: 2 BB: 1 P: 13	R: 1 E: 0 K: 1 S: 7	H: 2 LOB: 1 BB: 0 P: 7	R: 1 E: 0 K: 1 S: 7	H: 2 LOB: 2 BB: 1 P: 11	1B: 7 2B: 1 3B: 1 HR: 2	SF: 1 SAC: 1 DP: 1 HBP: 0	WP: 0 PB: 0 SB: 0 CS: 0	PA: 40
PITCHER	IP WLS BF H R ER SO BB IBB HBP BLK WP HR S P ERA WHIP																			
Bill Gullickson, R (1, 1) ERA: 4.27	5.2 L 27 6 3 3 3 3 0 0 0 0 0 0 0 28 48 4.76 1.941																			
Randy Lerch, L (6, 1) ERA: 3.72	0.1 2 1 0 0 1 0 0 0 0 0 0 0 4 4 0.00 3.000																			
Bryn Smith, R (7, 1) ERA: 3.13	2.0 11 4 2 2 2 1 0 0 0 0 0 1 14 18 9.00 2.500																			

Batter	1	2	3	4	5	6	7	8	9	AB	R	H	RBI	BB	SO	LOB	TOP			
Pete Rose, S OBP: 0.331, SLG: 0.342 (1, 3)	F7		4-3		6-3		1B			4	0	1	0	0	0	0	Philadelphia Phillies @ Los Angeles Dodgers Dodger Stadium, Los Angeles, CA Mon May 30 1983, 7:05 PM PDT Att: 42,184 - Unknown			
Joe Morgan, L OBP: 0.419, SLG: 0.330 (1, 4)	1B 1B BB		G3		2B 1B		F8			3	1	1	0	1	0	1				
Gary Matthews, R OBP: 0.361, SLG: 0.379 (1, 7)	E 1-2 1B		FC5-4 1B		1-3 2B			P3		4	0	3	0	0	0	0				
Mike Schmidt, R OBP: 0.404, SLG: 0.515 (1, 5)	E2 1-3 2H 1B		FC5-4 1-2		6-3			K		4	0	1	1	0	1	3				
Von Hayes, L OBP: 0.246, SLG: 0.224 (1, 9) Ron Reed, R (8, 1)	P5			F7		L9		L9		4	0	0	0	0	0	2				
Gary Maddox, R OBP: 0.319, SLG: 0.374 (1, 8)	P4			F3		P6			6-3	4	0	0	0	0	0	2				
Ozzie Virgil, R OBP: 0.190, SLG: 0.524 (1, 2) Willie Hernandez, L OBP: 0.667, SLG: 0.667 (6, 1) Greg Gross, L OBP: 0.392, SLG: 0.405 (8, 9)		5-3				F8			6-3	3	1	1	1	0	0	0				
Ivan De Jesus, R OBP: 0.274, SLG: 0.283 (1, 6) Joe Lefebvre, L OBP: 0.236, SLG: 0.240 (9, PH)		K		HR					K	1	0	0	0	0	0	0				
Marty Bystrom, R OBP: 0.429, SLG: 0.200 (1, 1) Bo Diaz, R OBP: 0.314, SLG: 0.381 (6, 2)		K							K	3	0	0	0	0	1	0				
Inning Stats	R: 1 E: 1 K: 0 S: 5	H: 2 LOB: 2 BB: 1 P: 9	R: 0 E: 0 K: 2 S: 7	H: 0 LOB: 0 BB: 0 P: 7	R: 0 E: 0 K: 0 S: 4	H: 1 LOB: 1 BB: 0 P: 4	R: 1 E: 0 K: 0 S: 4	H: 1 LOB: 0 BB: 0 P: 4	R: 0 E: 0 K: 0 S: 3	H: 0 LOB: 0 BB: 0 P: 3	R: 0 E: 0 K: 1 S: 4	H: 1 LOB: 1 BB: 0 P: 4	R: 0 E: 0 K: 1 S: 5	H: 0 LOB: 0 BB: 0 P: 5	R: 0 E: 0 K: 1 S: 5	H: 0 LOB: 0 BB: 0 P: 5		1B: 5 2B: 1 3B: 0 HR: 1	SF: 0 SAC: 0 DP: 0 HBP: 0	WP: 0 PB: 0 SB: 0 CS: 0
PITCHER Burt Hooton, R ERA: 4.12 (1, 1)	IP: 9.0 WLS: W BF: 35 H: 7 R: 2 ER: 2 SO: 4 BB: 1 IBB: 0 HBP: 0 BLK: 0 WP: 0 HR: 1 S: 42 P: 46 ERA: 2.00 WHIP: 0.889											PITCHER	IP: 9.0 WLS: W BF: 35 H: 7 R: 2 ER: 2 SO: 4 BB: 1 IBB: 0 HBP: 0 BLK: 0 WP: 0 HR: 1 S: 42 P: 46 ERA: 2.00 WHIP: 0.889							

AB	34
R	2
H	7
RBI	2
BB	1
SO	4
LOB	8



Batter	1	2	3	4	5	6	7	8	9	AB	R	H	RBI	BB	SO	LOB	BOTTOM			
Steve Sax, R OBP: 0.355, SLG: 0.401 (1, 4)	F5	SH5-4		F8	FC5-4			P6		4	0	0	0	0	0	1	Philadelphia Phillies @ Los Angeles Dodgers Dodger Stadium, Los Angeles, CA Mon May 30 1983, 7:05 PM PDT Att: 42,184 - Unknown			
Ken Landreaux, L OBP: 0.320, SLG: 0.433 (1, 8)	WP S 1B	F9				4-3		4-3		5	0	2	0	0	0	1				
Dusty Baker Jr., R OBP: 0.316, SLG: 0.392 (1, 7)	F8	BB HBP		F2		4-3		5-3		4	0	0	0	0	0	2				
Pedro Guerrero, R OBP: 0.383, SLG: 0.545 (1, 5)	1-3 BB	1-2 BB		K		K				2	0	0	0	2	2	1				
Greg Brock, L OBP: 0.353, SLG: 0.477 (1, 3)	1-3	G3			K			L5-4 BB 1B		4	0	1	0	0	1	5				
Rick Monday, L OBP: 0.375, SLG: 0.387 (1, 9)		1B 2B 1B		F8		K		1-2 BB		3	1	1	0	1	1	0				
Steve Yeager, R OBP: 0.295, SLG: 0.450 (1, 2)		1-2 2B 1B		K		HR		L5-4 2-3		4	2	2	1	0	1	2				
Bill Russell, R OBP: 0.344, SLG: 0.306 (1, 6)		1-2 2B 1B		E5		E6 1B		1-2 1B		4	2	3	0	0	0	0				
Burt Hooton, R OBP: 0.200, SLG: 0.167 (1, 1)		SH5-4 1-1 2-1 2-1 2H 2B		F2		FC5-4 2H 1B		K		4	0	2	4	0	1	3				
Inning Stats	R: 0 E: 0 K: 0 S: 4	H: 1 LOB: 2 BB: 1 P: 8	R: 3 E: 0 K: 0 S: 7	H: 4 LOB: 3 BB: 1 P: 12	R: 0 E: 1 K: 1 S: 6	H: 0 LOB: 1 BB: 0 P: 6	R: 0 E: 0 K: 1 S: 6	H: 1 LOB: 1 BB: 0 P: 6	R: 2 E: 1 K: 2 S: 10	H: 3 LOB: 1 BB: 0 P: 10	R: 0 E: 0 K: 1 S: 5	H: 0 LOB: 0 BB: 0 P: 5	R: 0 E: 0 K: 1 S: 6	H: 2 LOB: 2 BB: 1 P: 10	R: 0 E: 0 K: 0 S: 3	H: 0 LOB: 0 BB: 0 P: 3		1B: 9 2B: 2 3B: 0 HR: 1	SF: 0 SAC: 1 DP: 1 HBP: 1	WP: 1 PB: 0 SB: 1 CS: 0
PITCHER Marty Bystrom, R ERA: 6.48 (1, 1) Willie Hernandez, L ERA: 2.52 (6, 1) Ron Reed, R ERA: 2.25 (8, 1)	IP: 5.0 WLS: L BF: 28 H: 5 R: 5 ER: 4 SO: 4 BB: 2 IBB: 0 HBP: 0 BLK: 0 WP: 0 HR: 1 S: 33 P: 42 ERA: 7.20 WHIP: 2.200											PITCHER	IP: 5.0 WLS: L BF: 28 H: 5 R: 5 ER: 4 SO: 4 BB: 2 IBB: 0 HBP: 0 BLK: 0 WP: 0 HR: 1 S: 33 P: 42 ERA: 7.20 WHIP: 2.200							

AB	34
R	5
H	11
RBI	5
BB	3
SO	6
LOB	15



Batter	1	2	3	4	5	6	7	8	9	AB	R	H	RBI	BB	SO	LOB	TOP			
Pete Rose, S OBP: 0.328, SLG: 0.333 (1, 3)	4-3		BB	4-0	F7			F8		3	0	0	0	1	0	1	Philadelphia Phillies @ Los Angeles Dodgers Dodger Stadium, Los Angeles, CA Wed Jun 01 1983, 7:05 PM PDT Att: 39,319 - Unknown			
Joe Morgan, L OBP: 0.400, SLG: 0.305 (1, 4)	F8		BB	4-0		6-3		F7		3	0	0	0	1	0	1				
Gary Matthews, R OBP: 0.399, SLG: 0.367 (1, 7)	6-3		BB	0-3						3	0	0	0	1	2	3				
Willie Hernandez, L OBP: 0.667, SLG: 0.667 (8, 1)	6-3		K					K		0	0	0	0	0	0	0				
Mike Schmidt, R OBP: 0.397, SLG: 0.493 (1, 5)		G3	BB	4-0	L7				F5	3	0	0	0	1	1	1				
Bo Diaz, R OBP: 0.304, SLG: 0.366 (1, 2)		F9		0-0	F9			L8		4	0	0	0	0	0	2				
Von Hayes, L OBP: 0.246, SLG: 0.226 (1, 9)		G3		0-0					F8	4	0	1	0	0	1	1				
Garry Maddox, R OBP: 0.317, SLG: 0.363 (1, 8)		F7		0-0	4-3					3	0	0	0	0	1	2				
Ivan De Jesus, R OBP: 0.277, SLG: 0.294 (1, 6)			6-3		P4					3	0	0	0	0	1	0				
Steve Carlton, L OBP: 0.212, SLG: 0.313 (1, 1)				0-3					E4	2	0	0	0	0	2	0				
Greg Gross, L OBP: 0.385, SLG: 0.395 (8, PH) (8, 7)			K							1	0	0	0	0	0	0				
Inning Stats	R: 0 E: 0 K: 0 S: 3	H: 0 LOB: 0 BB: 0 P: 3	R: 0 E: 0 K: 0 S: 3	H: 0 LOB: 1 BB: 1 P: 7	R: 0 E: 0 K: 2 S: 7	H: 0 LOB: 2 BB: 2 P: 15	R: 0 E: 0 K: 0 S: 4	H: 1 LOB: 0 BB: 0 P: 4	R: 0 E: 0 K: 1 S: 5	H: 0 LOB: 0 BB: 0 P: 5	R: 0 E: 0 K: 3 S: 9	H: 0 LOB: 0 BB: 0 P: 9	R: 0 E: 1 K: 1 S: 6	H: 0 LOB: 1 BB: 0 P: 6	R: 0 E: 0 K: 0 S: 3	H: 0 LOB: 0 BB: 0 P: 3	1B: 1 2B: 0 3B: 0 HR: 0	SF: 0 SAC: 0 DP: 0 HBP: 0	WP: 0 PB: 0 SB: 0 CS: 0	PA: 33
PITCHER Bob Welch, R ERA: 3.03 (1, 1)	IP: 9.0 WLS: W BF: 33 H: 1 R: 0 ER: 0 SO: 8 BB: 4 IBB: 0 HBP: 0 BLK: 0 WP: 0 HR: 0 S: 45 P: 61 ERA: 0.00 WHIP: 0.556															PITCHER				

Batter	1	2	3	4	5	6	7	8	9	AB	R	H	RBI	BB	SO	LOB	BOTTOM			
Steve Sax, R OBP: 0.356, SLG: 0.397 (1, 4)	6-3			SH5-4		WP		FC6		3	1	1	0	1	0	1	Philadelphia Phillies @ Los Angeles Dodgers Dodger Stadium, Los Angeles, CA Wed Jun 01 1983, 7:05 PM PDT Att: 39,319 - Unknown			
Bill Russell, R OBP: 0.338, SLG: 0.302 (1, 6)	K			SH5-4						2	0	1	0	0	1	0				
Dusty Baker Jr., R OBP: 0.310, SLG: 0.379 (1, 7)	K			1B				F8		2	0	0	0	1	1	1				
Pedro Guerrero, R OBP: 0.382, SLG: 0.538 (1, 5)		F7		1B						3	0	1	1	0	1	0				
Mike Marshall, R OBP: 0.296, SLG: 0.356 (1, 3)		P6		G5-4-3						3	0	0	0	0	1	2				
Greg Brock, L OBP: 0.353, SLG: 0.494 (8, 3)		P6		G5-4-3						0	0	0	0	0	0	0				
Steve Yeager, R OBP: 0.280, SLG: 0.460 (1, 2)		F8								3	0	0	0	0	1	0				
Ron Roenicke, S OBP: 0.256, SLG: 0.247 (1, 8) (9, 9)				5-3						3	0	1	0	0	0	0				
Candy Maldonado, R OBP: 0.105, SLG: 0.105 (1, 9)										3	0	0	0	0	2	1				
Ken Landreaux, L OBP: 0.319, SLG: 0.429 (9, 8)				F7						0	0	0	0	0	0	0				
Bob Welch, R OBP: 0.143, SLG: 0.190 (1, 1)				6-3						3	0	0	0	0	1	1				
Inning Stats	R: 0 E: 0 K: 2 S: 7	H: 0 LOB: 0 BB: 0 P: 7	R: 0 E: 0 K: 0 S: 3	H: 0 LOB: 0 BB: 0 P: 3	R: 0 E: 0 K: 0 S: 3	H: 2 LOB: 0 BB: 0 P: 8	R: 1 E: 0 K: 0 S: 4	H: 1 LOB: 1 BB: 1 P: 8	R: 0 E: 0 K: 1 S: 5	H: 0 LOB: 0 BB: 0 P: 5	R: 0 E: 0 K: 3 S: 9	H: 0 LOB: 0 BB: 0 P: 9	R: 0 E: 0 K: 1 S: 6	H: 1 LOB: 1 BB: 0 P: 6	R: 0 E: 0 K: 1 S: 6	H: 1 LOB: 1 BB: 0 P: 6	1B: 4 2B: 0 3B: 0 HR: 0	SF: 0 SAC: 1 DP: 1 HBP: 0	WP: 2 PB: 0 SB: 1 CS: 1	PA: 28
PITCHER Steve Carlton, L ERA: 2.98 (1, 1)	IP: 7.0 WLS: L BF: 24 H: 3 R: 1 ER: 1 SO: 7 BB: 2 IBB: 0 HBP: 0 BLK: 0 WP: 1 HR: 0 S: 36 P: 44 ERA: 1.29 WHIP: 0.714															PITCHER				
Willie Hernandez, L ERA: 2.42 (8, 1)	IP: 1.0 WLS: L BF: 4 H: 1 R: 0 ER: 0 SO: 1 BB: 0 IBB: 0 HBP: 0 BLK: 0 WP: 0 HR: 0 S: 6 P: 6 ERA: 0.00 WHIP: 1.000															PITCHER				

Batter	1	2	3	4	5	6	7	8	9	AB	R	H	RBI	BB	SO	LOB	TOP		
Pete Rose, S OBP: 0.317, SLG: 0.319 (1, 9)	4-0 CS BB			6-3	F8		4-3	SF9		3	0	0	1	1	0	1	Philadelphia Phillies @ San Diego Padres Jack Murphy Stadium, San Diego, CA Fri Jun 03 1983, 10:05 PM EDT Att: 18,211 - Unknown AB 31 R 5 H 8 RBI 5 BB 10 SO 6 LOB 16		
Joe Morgan, L OBP: 0.392, SLG: 0.293 Ed Farmer, R (8, 1) Tug McGraw, R (8, 1)	0-0 L9			F9	K		4-0 1B BB	P6		4	0	0	0	1	1	3			
Gary Matthews, R OBP: 0.372, SLG: 0.406 (1, 7)	0-3 K			HR 1B	S BB		0-0 1B		L9	4	1	2	1	1	1	0			
Mike Schmidt, R OBP: 0.399, SLG: 0.500 (1, 5)		4-0 G5-4-3 BB		HR 1B	FC6-4 BB		0-0 K		1-3	3	1	1	2	2	1	2			
Tony Perez, R OBP: 0.320, SLG: 0.420 (1, 3)	0-0 G5-4-3			HR	FC6-4		0-0 F3		1B 1B	5	1	2	1	0	0	5			
Ozzie Virgil, R OBP: 0.231, SLG: 0.480 Larry Milbourne, S (8, PR) (8, 4)	0-0 P3			BB 1B	BB 1B		0-3 K		SH3-4 BB BB 1B	3	0	1	0	1	1	0			
Bob Demler, R OBP: 0.266, SLG: 0.125 Willie Hernandez, L Al Holland, R Von Hayes, R Garry Maddox, R			0-0 F8	BB BB 1B	BB BB 1B		0-0 6-3		SF9 SH3-4 BB BB 1B	2	0	0	0	0	1	0			
Ivan De Jesus, R OBP: 0.287, SLG: 0.306 (1, 6)			0-0 B2	BB BB 1B	BB BB 1B		0-0 F8		SH3-4	2	0	0	0	1	0	0			
Larry Christenson, R OBP: 0.059, SLG: 0.118 Greg Gross, L Bo Diaz, R			0-3 K	BB BB 1B	BB BB 1B		0-0 F8		1-2 2-3 IBB	2	0	0	0	0	1	3			
Inning Stats	R: 0 E: 0 K: 1 S: 4	H: 0 LOB: 0 BB: 1 P: 8	R: 0 E: 0 K: 0 S: 2	H: 0 LOB: 0 BB: 1 P: 6	R: 0 E: 0 K: 1 S: 5	H: 0 LOB: 0 BB: 0 P: 5	R: 3 E: 0 K: 0 S: 7	H: 4 LOB: 3 BB: 2 P: 15	R: 0 E: 0 K: 1 S: 5	H: 0 LOB: 2 BB: 0 P: 5	R: 1 E: 0 K: 1 S: 7	H: 2 LOB: 2 BB: 1 P: 11	R: 1 E: 0 K: 0 S: 3	H: 0 LOB: 2 BB: 3 P: 15	R: 0 E: 0 K: 1 S: 7	H: 2 LOB: 2 BB: 0 P: 7		1B: 6 2B: 0 3B: 0 HR: 2	SF: 1 SAC: 1 DP: 1 HBP: 0
PITCHER	IP WLS BF H R ER SO BB IBB HBP BLK WP HR S P ERA WHIP																		
Tim Lollar, L ERA: 6.59	3.2	17	4	3	3	2	4	0	0	0	0	0	0	2	17	33	7.36	2.182	
Elias Sosa, R ERA: 6.23	2.1	9	0	0	0	2	2	0	0	0	0	0	0	11	19	0.00	0.857		
Luis DeLeon, R ERA: 2.6	0.1	4	2	1	1	0	1	0	0	0	0	0	0	3	7	27.00	9.000		
John Montefusco, R ERA: 6.52	0.2	4	0	1	1	1	2	0	0	0	0	0	0	4	12	13.50	3.000		
Gary Lucas, L ERA: 2.99	2.0	W 9	2	0	0	1	0	1	0	0	0	0	0	10	14	0.00	1.000		

Batter	1	2	3	4	5	6	7	8	9	AB	R	H	RBI	BB	SO	LOB	BOTTOM		
Alan Wiggins, S OBP: 0.353, SLG: 0.323 (1, 9) (7, 7)	0-0 4-3		0-3 K			0-0 FC3-6 1B	0-0 S 1B	0-0 5-3		5	0	2	1	0	1	2	Philadelphia Phillies @ San Diego Padres Jack Murphy Stadium, San Diego, CA Fri Jun 03 1983, 10:05 PM EDT Att: 18,211 - Unknown AB 33 R 8 H 12 RBI 7 BB 1 SO 6 LOB 14		
Juan Bonilla, R OBP: 0.326, SLG: 0.354 (1, 4)	0-0 5-3			G3		0-0 FC3-6 2B	0-3 K			4	1	0	0	0	1	3			
Gene Richards, L OBP: 0.356, SLG: 0.455 Luis DeLeon, R OBP: 0.200, SLG: 0.200 John Montefusco, R Gary Lucas, L	0-0 F7			1-3		0-0 2B	0-3 K			3	1	1	1	0	0	0			
Steve Garvey, R OBP: 0.366, SLG: 0.518 (1, 3)		0-0 5-3		K		0-0 1B		0-0 WP 1B 1B		4	2	2	2	0	1	0			
Terry Kennedy, L OBP: 0.384, SLG: 0.458 (1, 2)		0-0 6-3			1-3 1B	0-0 6-3 1B		0-0 1B WP 1B		4	1	3	1	0	0	0			
Kevin Reynolds, R OBP: 0.125, SLG: 0.500 (1, 8) (7, 9) (8, 8)			0-0 4-3		1-3 1B	0-0 6-3		0-0 F2		4	0	0	0	0	0	4			
Luis Salazar, R OBP: 0.345, SLG: 0.382 (1, 5) (9, 6)			0-0 S SH3-4 1B		K	0-0 F8		4-0 1B E IBB		3	1	1	0	1	1	2			
Mario Ramirez, R OBP: 0.404, SLG: 0.273 Tim Flannery, L OBP: 0.226, SLG: 0.429 Kurt Bevacqua, R			0-0 SH3-4		K		0-0 SH5-4 1B 1B		E 1B	2	1	1	0	0	1	1			
Tim Lollar, L OBP: 0.294, SLG: 0.154 Elias Sosa, R Jerry Turner, L Ruppert Jones, L Sixto Lezcano, R			0-0 4-3		K	0-0 FC3-6 2B 1B		0-0 SH5-4 SF9		1	0	0	0	0	0	1			
Inning Stats	R: 0 E: 0 K: 0 S: 3	H: 0 LOB: 0 BB: 0 P: 3	R: 0 E: 0 K: 0 S: 3	H: 0 LOB: 0 BB: 0 P: 3	R: 0 E: 0 K: 1 S: 6	H: 1 LOB: 1 BB: 0 P: 6	R: 0 E: 0 K: 1 S: 5	H: 0 LOB: 0 BB: 0 P: 5	R: 0 E: 0 K: 2 S: 8	H: 1 LOB: 1 BB: 0 P: 8	R: 4 E: 0 K: 0 S: 8	H: 5 LOB: 1 BB: 0 P: 8	R: 1 E: 0 K: 2 S: 9	H: 2 LOB: 1 BB: 0 P: 9	R: 3 E: 1 K: 0 S: 6	H: 3 LOB: 1 BB: 1 P: 10		1B: 10 2B: 2 3B: 0 HR: 0	SF: 1 SAC: 2 DP: 0 HBP: 0
PITCHER	IP WLS BF H R ER SO BB IBB HBP BLK WP HR S P ERA WHIP																		
Larry Christenson, R ERA: 3.91	5.1	22	6	4	4	4	0	0	0	0	0	0	6	6	6	9.00	3.000		
Willie Hernandez, L ERA: 2.67	1.0	6	3	1	1	0	0	0	0	0	0	0	0	6	6	0.00	0.000		
Al Holland, L ERA: 9.21	0.2	2	0	0	0	2	0	0	0	0	0	0	0	6	6	0.00	0.000		
Ed Farmer, R ERA: 7.47	0.1	L 4	2	3	2	0	0	1	0	0	1	0	3	7	54.00	6.000			
Tug McGraw, L ERA: 3.08	0.2	3	1	0	0	0	0	0	0	0	0	0	3	3	0.00	1.500			

Batter	1	2	3	4	5	6	7	8	9	AB	R	H	RBI	BB	SO	LOB	TOP											
Greg Gross, L OBP: 0.379, SLG: 0.375 (1, 9)			F8	F8		F7			F5	4	0	0	0	1	0	1	Philadelphia Phillies @ San Diego Padres Jack Murphy Stadium, San Diego, CA Sat Jun 04 1983, 10:05 PM EDT Att: 33,982 - Unknown livebaseballscorecards.com											
Joe Morgan, L OBP: 0.365, SLG: 0.282 (1, 4)	F3		2B SF8 BB		F8		F9		F7	4	1	0	0	1	0	1												
Gary Matthews, R OBP: 0.374, SLG: 0.411 Al Holland, R (7, 1)	F9						4-3		F8	3	1	1	0	1	0	1												
Larry Milbourne, S OBP: 0.281, SLG: 0.283 (9, PH)			1-3 2B		E BB BB					1	0	0	0	0	0	0												
Mike Schmidt, R OBP: 0.396, SLG: 0.493 (1, 5)	1-2 BB		SF8		F9		6-3			2	0	0	1	1	0	1												
Tony Perez, R OBP: 0.318, SLG: 0.410 (1, 3)	P4		3-H K		E BB				K	3	0	0	0	1	2	3												
Von Hayes, L OBP: 0.276, SLG: 0.270 Garry Maddox, R OBP: 0.307, SLG: 0.350 (5, PH) (5, 8)					1-3 1B BB				WP 1B	1	1	1	0	1	0	0												
Ozzie Virgil, R OBP: 0.233, SLG: 0.448 Bob Dernier, R OBP: 0.250, SLG: 0.125 Bo Diaz, R OBP: 0.307, SLG: 0.370 (8, PR) (8, 2)	P4		1-3		6-3				1B	4	0	1	1	0	0	4												
Ivan De Jesus, R OBP: 0.288, SLG: 0.307 Joe Lefebvre, L OBP: 0.296, SLG: 0.231 Kiko Garcia, R OBP: 0.417, SLG: 0.364 (8, PH) (8, 6)	5-3								F8	3	0	1	1	0	1	1												
Marty Bystrom, R OBP: 0.333, SLG: 0.143 Pete Rose, S OBP: 0.315, SLG: 0.317 (7, 7)			SH3-4 1B		1-3				F7	1	0	0	0	0	0	2												
Inning Stats	R: 0 E: 0 K: 0 S: 3	H: 0 LOB: 2 BB: 2 P: 11	R: 0 E: 0 K: 1 S: 6	H: 1 LOB: 1 BB: 0 P: 6	R: 1 E: 0 K: 1 S: 6	H: 1 LOB: 1 BB: 1 P: 10	R: 1 E: 0 K: 0 S: 4	H: 1 LOB: 1 BB: 2 P: 8	R: 1 E: 0 K: 0 S: 4	H: 0 LOB: 2 BB: 2 P: 12	R: 0 E: 0 K: 1 S: 5	H: 0 LOB: 0 BB: 0 P: 5	R: 0 E: 0 K: 0 S: 3	H: 0 LOB: 0 BB: 0 P: 3	R: 1 E: 0 K: 1 S: 7	H: 2 LOB: 2 BB: 0 P: 7		R: 0 E: 0 K: 0 S: 3	H: 0 LOB: 0 BB: 0 P: 3	1B: 3 2B: 1 3B: 1 HR: 0	SF: 1 SAC: 1 DP: 0 HBP: 0	WP: 1 PB: 0 SB: 1 CS: 0	PA: 39					
PITCHER	IP	WLS	BF	H	R	ER	SO	BB	IBB	HBP	BLK	WP	HR	S	P	ERA		WHIP										
Andy Hawkins, R ERA: 2.48 (1, 1)	4.2		23	3	3	2	2	6	0	0	0	0	0	21	45	3.86		1.929										
Gary Lucas, L ERA: 2.93 (5, 1)	0.1	2	0	0	0	0	0	0	0	0	0	0	0	2	2	0.00	0.000											
John Montefusco, R ERA: 6.1 (6, 1)	2.0	W	6	0	0	0	1	0	0	0	0	0	0	8	8	0.00	0.000											
Luis DeLeon, R ERA: 2.78 Sid Monge, L ERA: 4.12 (8, 1) (9, 1)	1.0	S	5	2	1	1	1	0	0	0	0	1	0	7	7	9.00	2.000											

Batter	1	2	3	4	5	6	7	8	9	AB	R	H	RBI	BB	SO	LOB	BOTTOM											
Alan Wiggins, S OBP: 0.357, SLG: 0.328 (8, 7)	4-3		F2							4	1	2	0	0	0	1	Philadelphia Phillies @ San Diego Padres Jack Murphy Stadium, San Diego, CA Sat Jun 04 1983, 10:05 PM EDT Att: 33,982 - Unknown livebaseballscorecards.com											
Gene Richards, L OBP: 0.356, SLG: 0.449 Kurt Bevacqua, R OBP: 0.511, SLG: 0.444 Ruppert Jones, L OBP: 0.262, SLG: 0.303 (1, 7) (7, PH) (7, PR) (8, 8)	4-3		S 2B BB		G4-6-3 1B				1B	2	1	0	0	1	0	1												
Steve Garvey, R OBP: 0.373, SLG: 0.531 (1, 3)	K									3	0	2	2	1	1	0												
Terry Kennedy, L OBP: 0.376, SLG: 0.448 (1, 2)			3-1							4	0	0	0	0	2	4												
Kevin McReynolds, R OBP: 0.167, SLG: 0.364 (8, 9)	F5				F9					3	0	0	0	1	1	2												
Luis Salazar, R OBP: 0.333, SLG: 0.368 (1, 5)										4	0	0	0	0	2	2												
Tim Flannery, L OBP: 0.333, SLG: 0.466 (1, 4)										4	1	2	0	0	0	2												
Mario Ramirez, R OBP: 0.410, SLG: 0.292 (1, 6)			E2 2B 1B		4-3					4	2	2	1	0	0	1												
Andy Hawkins, R OBP: 0.295, SLG: 0.550 Gary Lucas, L OBP: 0.295, SLG: 0.198 Jerry Turner, L OBP: 0.295, SLG: 0.198 John Montefusco, R OBP: 0.295, SLG: 0.198 Juan Bonilla, R OBP: 0.295, SLG: 0.198 Luis DeLeon, R OBP: 0.295, SLG: 0.198 Sid Monge, L OBP: 0.295, SLG: 0.198 (1, 1) (5, 1) (5, PH) (8, 1) (7, PH) (8, 1) (8, 1) (9, 1)										1	0	0	0	0	1	1												
Inning Stats	R: 0 E: 0 K: 1 S: 5	H: 0 LOB: 0 BB: 0 P: 5	R: 0 E: 0 K: 1 S: 5	H: 0 LOB: 0 BB: 0 P: 5	R: 3 E: 1 K: 1 S: 8	H: 3 LOB: 1 BB: 1 P: 12	R: 0 E: 0 K: 1 S: 6	H: 1 LOB: 1 BB: 0 P: 6	R: 0 E: 0 K: 0 S: 3	H: 1 LOB: 2 BB: 1 P: 3	R: 0 E: 0 K: 1 S: 6	H: 1 LOB: 2 BB: 1 P: 10	R: 2 E: 0 K: 3 S: 12	H: 3 LOB: 1 BB: 1 P: 16	R: 0 E: 0 K: 0 S: 3	H: 0 LOB: 0 BB: 0 P: 3		1B: 5 2B: 3 3B: 1 HR: 0	SF: 0 SAC: 0 DP: 1 HBP: 0	WP: 0 PB: 0 SB: 2 CS: 0	PA: 35							
PITCHER	IP	WLS	BF	H	R	ER	SO	BB	IBB	HBP	BLK	WP	HR	S	P	ERA		WHIP										
Marty Bystrom, R ERA: 6.26 Al Holland, L ERA: 2.87 (1, 1) (7, 1)	6.1	L	28	8	5	4	6	2	0	0	0	0	0	10	14	0.00		0.600										

Batter	1	2	3	4	5	6	7	8	9	AB	R	H	RBI	BB	SO	LOB	TOP										
Joe Morgan, L OBP: 0.388, SLG: 0.318 (1, 4)										4	1	2	1	0	0	0	Philadelphia Phillies @ San Diego Padres Jack Murphy Stadium, San Diego, CA Sun Jun 05 1983, 6:33 AM EDT Att: 21,876 - Unknown livebaseballscorecards.com										
Pete Rose, S OBP: 0.309, SLG: 0.310 (1, 3)										4	0	0	0	0	0	1											
Gary Matthews, R OBP: 0.366, SLG: 0.401 (1, 7)										4	0	0	0	0	1	2											
Bob Dernier, R OBP: 0.250, SLG: 0.125 (8, 7)										0	0	0	0	0	0	0											
Mike Schmidt, R OBP: 0.393, SLG: 0.483 (1, 5)										3	0	0	0	1	2	2											
Bo Diaz, R OBP: 0.299, SLG: 0.359 (1, 2)										4	0	0	0	0	0	1											
Von Hayes, L OBP: 0.283, SLG: 0.254 (1, 9)										4	0	0	0	0	1	0											
Garry Maddox, R OBP: 0.313, SLG: 0.379 (1, 8)										4	1	2	1	0	0	0											
Ivan De Jesus, R OBP: 0.289, SLG: 0.308 (1, 6)										3	0	1	0	0	0	0											
Charles Hudson, S OBP: 0.250, SLG: 0.250 (1, 1)										2	0	0	0	0	1	0											
Greg Gross, L OBP: 0.373, SLG: 0.367 (7, PH)										1	0	0	0	0	0	2											
Al Holland, R OBP: 0.250, SLG: 0.250 (7, 1)										0	0	0	0	0	0	0											
Inning Stats	R: 0 E: 0 K: 1 S: 5	H: 0 LOB: 0 BB: 0 P: 5	R: 0 E: 0 K: 1 S: 5	H: 0 LOB: 0 BB: 0 P: 5	R: 1 E: 0 K: 1 S: 6	H: 1 LOB: 0 BB: 0 P: 6	R: 0 E: 0 K: 0 S: 3	H: 0 LOB: 1 BB: 1 P: 7	R: 0 E: 0 K: 0 S: 3	H: 0 LOB: 0 BB: 0 P: 3	R: 0 E: 0 K: 1 S: 7	H: 1 LOB: 2 BB: 0 P: 7	R: 0 E: 0 K: 0 S: 5	H: 2 LOB: 2 BB: 0 P: 5	R: 1 E: 0 K: 0 S: 4	H: 1 LOB: 0 BB: 0 P: 4	R: 0 E: 0 K: 1 S: 5	H: 0 LOB: 0 BB: 0 P: 5	1B: 3 2B: 0 3B: 0 HR: 2	SF: 0 SAC: 0 DP: 0 HBP: 0	WP: 0 PB: 0 SB: 0 CS: 0	PA: 34					
PITCHER	IP	WLS	BF	H	R	ER	SO	BB	IBB	HBP	BLK	WP	HR	S	P	ERA	WHIP										
Ed Whitson, R ERA: 5.57 (1, 1)	8.0	L	31	5	2	2	4	1	0	0	0	0	2	38	42	2.25	0.750										
Luis DeLeon, R ERA: 2.7 (9, 1)	1.0		3	0	0	0	1	0	0	0	0	0	0	5	5	0.00	0.000										

Batter	1	2	3	4	5	6	7	8	9	AB	R	H	RBI	BB	SO	LOB	BOTTOM										
Alan Wiggins, S OBP: 0.356, SLG: 0.323 (1, 8)										2	0	0	0	1	0	1	Philadelphia Phillies @ San Diego Padres Jack Murphy Stadium, San Diego, CA Sun Jun 05 1983, 6:33 AM EDT Att: 21,876 - Unknown livebaseballscorecards.com										
Gene Richards, L OBP: 0.359, SLG: 0.457 (1, 7)										4	1	2	0	0	1	3											
Steve Garvey, R OBP: 0.376, SLG: 0.528 (1, 3)										3	0	1	1	1	1	2											
Terry Kennedy, L OBP: 0.369, SLG: 0.438 (1, 2)										4	0	0	0	0	2	2											
Kevin McReynolds, R OBP: 0.125, SLG: 0.267 (1, 9)										4	0	0	0	0	4	0											
Luis Salazar, R OBP: 0.331, SLG: 0.364 (1, 5)										4	0	1	0	0	1	0											
Tim Flannery, L OBP: 0.333, SLG: 0.456 (1, 4)										2	0	0	0	1	0	1											
Mario Ramirez, R OBP: 0.391, SLG: 0.275 (1, 6)										3	0	0	0	0	0	2											
Ed Whitson, R OBP: 0.167, SLG: 0.167 (1, 1)										2	0	1	0	0	0	0											
Juan Bonilla, R OBP: 0.327, SLG: 0.356 (8, PH)										1	0	1	0	0	0	0											
Ruppert Jones, L OBP: 0.262, SLG: 0.303 (8, PR)										0	0	0	0	0	0	0											
Luis DeLeon, R OBP: 0.200, SLG: 0.200 (9, 1)										0	0	0	0	0	0	0											
Inning Stats	R: 0 E: 0 K: 1 S: 4	H: 0 LOB: 0 BB: 1 P: 8	R: 0 E: 0 K: 1 S: 5	H: 0 LOB: 0 BB: 0 P: 5	R: 0 E: 0 K: 0 S: 4	H: 1 LOB: 1 BB: 0 P: 4	R: 1 E: 0 K: 2 S: 8	H: 2 LOB: 0 BB: 0 P: 8	R: 0 E: 0 K: 0 S: 3	H: 1 LOB: 0 BB: 0 P: 3	R: 0 E: 0 K: 0 S: 4	H: 1 LOB: 2 BB: 1 P: 8	R: 0 E: 0 K: 1 S: 5	H: 0 LOB: 1 BB: 1 P: 9	R: 0 E: 0 K: 1 S: 6	H: 1 LOB: 2 BB: 0 P: 6	R: 0 E: 0 K: 3 S: 9	H: 0 LOB: 0 BB: 0 P: 9	1B: 5 2B: 2 3B: 0 HR: 0	SF: 0 SAC: 1 DP: 1 HBP: 0	WP: 0 PB: 0 SB: 0 CS: 1	PA: 33					
PITCHER	IP	WLS	BF	H	R	ER	SO	BB	IBB	HBP	BLK	WP	HR	S	P	ERA	WHIP										
Charles Hudson, R ERA: 2.25 (7, 1)	6.0		22	5	1	1	4	2	0	0	0	0	0	28	36	1.50	1.167										
Al Holland, L ERA: 2.41 (7, 1)	3.0	W	11	1	0	0	5	1	0	0	0	0	0	20	24	0.00	0.667										

Batter	1	2	3	4	5	6	7	8	9	AB	R	H	RBI	BB	SO	LOB	TOP			
Tom Herr, S (1,4) OBP: 0.397, SLG: 0.365 Ken Oberkfell, L (9,5) OBP: 0.396, SLG: 0.388	4-3		6-3		2B BB		G5-4-3 1B			3	0	1	0	1	0	0				
Lonnie Smith, R (1,7) OBP: 0.395, SLG: 0.432	5-3		K		1-H 2B		G5-4-3 1-2			4	0	1	0	0	1	2				
Keith Hernandez, L (1,3) OBP: 0.344, SLG: 0.440	HR 1B		1B BB		F7			4-3		3	1	1	0	1	0	1				
George Hendrick, R (1,9) OBP: 0.375, SLG: 0.556	1-H HR		1B		F2		F7			4	1	2	2	0	0	0				
Willie McGee, S (1,8) OBP: 0.394, SLG: 0.418	1B		F9		6-3		K			4	0	1	0	0	1	2				
Darrell Porter, L (1,2) OBP: 0.374, SLG: 0.473	4-3		CS BB		1B		F8			3	0	1	0	1	0	1				
Mike Ramsey, S (1,5) OBP: 0.323, SLG: 0.341		K			F9		K			4	0	0	0	0	3	2				
Ozzie Smith, S (1,6) OBP: 0.277, SLG: 0.272	4-3		L7		E1 1B SH1-4		4-3			4	0	0	0	0	0	0				
Bob Forsch, R (1,1) OBP: 0.240, SLG: 0.304	1-3		K		SH1-4					2	0	0	0	0	1	0				
Inning Stats	R: 2 E: 0 K: 0 S: 6	H: 3 LOB: 1 BB: 0 P: 6	R: 0 E: 0 K: 1 S: 5	H: 0 LOB: 0 BB: 0 P: 5	R: 0 E: 0 K: 1 S: 6	H: 1 LOB: 2 BB: 1 P: 10	R: 0 E: 0 K: 1 S: 4	H: 0 LOB: 0 BB: 1 P: 8	R: 0 E: 0 K: 0 S: 5	H: 1 LOB: 1 BB: 0 P: 9	R: 0 E: 0 K: 0 S: 4	H: 1 LOB: 1 BB: 0 P: 4	R: 0 E: 0 K: 0 S: 5	H: 0 LOB: 0 BB: 0 P: 5	R: 0 E: 0 K: 1 S: 5	H: 0 LOB: 0 BB: 0 P: 5	1B: 5 2B: 2 3B: 0 HR: 1	SF: 0 SAC: 1 DP: 2 HBP: 0	WP: 0 PB: 0 SB: 0 CS: 1	PA: 35
PITCHER Steve Carlton, L (1,1) ERA: 2.53	IP: 9.0 WLS: L BF: 35 H: 7 R: 2 ER: 2 SO: 6 BB: 3 IBB: 0 HBP: 0 BLK: 0 WP: 0 HR: 1 S: 44 P: 56 ERA: 2.00 WHIP: 1.111															PITCHER				

St. Louis Cardinals @ Philadelphia Phillies
Veterans Stadium, Philadelphia, PA
Tue Jun 07 1983, 7:05 PM EDT
Att: 34,274 - Unknown

AB 31
R 2
H 7
RBI 2
BB 3
SO 6
LOB 8



Batter	1	2	3	4	5	6	7	8	9	AB	R	H	RBI	BB	SO	LOB	BOTTOM			
Joe Morgan, L (1,4) OBP: 0.378, SLG: 0.306	K		G3			F9			P5	4	0	0	0	0	1	0				
Pete Rose, S (1,3) OBP: 0.302, SLG: 0.302	4-3			B2-3		4-3			4-3	4	0	0	0	0	0	0				
Gary Matthews, R (1,7) OBP: 0.361, SLG: 0.394	3-1			1-3		F9				3	0	0	0	0	0	0				
Mike Schmidt, R (1,5) OBP: 0.392, SLG: 0.500		HR		K		F7				3	1	1	1	0	1	0				
Bo Diaz, R (1,2) OBP: 0.300, SLG: 0.359		F7			6-3					3	0	1	0	0	0	0				
Bob Demier, R (8, PR) OBP: 0.250, SLG: 0.125										0	0	0	0	0	0	0				
Ozzie Virgil, R (9, 2) OBP: 0.233, SLG: 0.448						6-3 S 1B				0	0	0	0	0	0	0				
Von Hayes, L (1,9) OBP: 0.253, SLG: 0.243		L9			L6			B2		3	0	0	0	0	0	1				
Garry Maddox, R (1,8) OBP: 0.306, SLG: 0.370		F3			6-3			6-3 1-3		3	0	0	0	0	0	1				
Ivan De Jesus, R (1,6) OBP: 0.285, SLG: 0.303									4-3	2	0	0	0	0	0	0				
Greg Gross, L (8, PH) OBP: 0.267, SLG: 0.360										1	0	0	0	0	0	2				
Kiko Garcia, R (9, 6) OBP: 0.417, SLG: 0.364										0	0	0	0	0	0	0				
Steve Carlton, L (1,1) OBP: 0.200, SLG: 0.294										2	0	0	0	0	0	0				
Joe Lefebvre, L (9, PH) OBP: 0.276, SLG: 0.222									P6	1	0	0	0	0	0	0				
Inning Stats	R: 0 E: 0 K: 1 S: 5	H: 0 LOB: 0 BB: 0 P: 5	R: 1 E: 0 K: 0 S: 4	H: 1 LOB: 0 BB: 0 P: 4	R: 0 E: 0 K: 0 S: 3	H: 0 LOB: 0 BB: 0 P: 3	R: 0 E: 0 K: 1 S: 5	H: 0 LOB: 0 BB: 0 P: 5	R: 0 E: 0 K: 0 S: 3	H: 0 LOB: 0 BB: 0 P: 3	R: 0 E: 0 K: 0 S: 3	H: 0 LOB: 0 BB: 0 P: 3	R: 0 E: 0 K: 0 S: 4	H: 1 LOB: 2 BB: 0 P: 4	R: 0 E: 0 K: 0 S: 3	H: 0 LOB: 0 BB: 0 P: 3	1B: 1 2B: 0 3B: 0 HR: 1	SF: 0 SAC: 0 DP: 0 HBP: 0	WP: 0 PB: 0 SB: 1 CS: 0	PA: 29
PITCHER Bob Forsch, R (1,1) ERA: 3.51	IP: 9.0 WLS: W BF: 29 H: 2 R: 1 ER: 1 SO: 2 BB: 0 IBB: 0 HBP: 0 BLK: 0 WP: 0 HR: 1 S: 33 P: 33 ERA: 1.00 WHIP: 0.222															PITCHER				

St. Louis Cardinals @ Philadelphia Phillies
Veterans Stadium, Philadelphia, PA
Tue Jun 07 1983, 7:05 PM EDT
Att: 34,274 - Unknown

AB 29
R 1
H 2
RBI 1
BB 0
SO 2
LOB 4



Batter	1	2	3	4	5	6	7	8	9	AB	R	H	RBI	BB	SO	LOB	TOP		
Tom Herr, S OBP: 0.392, SLG: 0.355 (1, 4)	0-0 4-3		0-0 3-1		4-0 FC3-6 BB		0-0 SH5-3		0-0 F9	3	0	0	0	1	0	1			
Ken Oberkfell, L OBP: 0.386, SLG: 0.379 (1, 5)	0-0 F8			0-0 4-3	0-0 FC3-6		0-0 4-3			4	0	0	0	0	0	3			
Lonnie Smith, R OBP: 0.367, SLG: 0.427 (1, 7)	4-0 BB			4-0 1B BB	0-0 4-3		0-0 F7			2	1	0	0	2	0	3			
Keith Hernandez, L OBP: 0.343, SLG: 0.436 (1, 3)	0-0 5-3			0-0 1B 3B 1B	0-0 4-3		0-0 4-3		0-0 4-3	4	1	1	0	0	0	1			
George Hendrick, R OBP: 0.378, SLG: 0.554 (1, 9)		0-0 FC1-6 1B		0-0 1B 3B 1B	0-0 E4 WP		0-0 F3			4	1	2	1	0	0	0			
Willie McGee, S OBP: 0.381, SLG: 0.414 (1, 8)	0-0 FC1-6 CS			0-0 3B 1B	0-0 K		0-0 6-3			4	1	1	0	0	1	2			
Darrell Porter, L OBP: 0.376, SLG: 0.483 (1, 2)	0-3 K			0-0 CS 3B	4-0 BB		0-3 K			3	0	1	3	1	2	1			
Ozzie Smith, S OBP: 0.272, SLG: 0.266 (1, 6)			0-0 6-3	0-0 F3	0-0 4-3		0-0 F2			4	0	0	0	0	0	3			
Dave LaPoint, L OBP: 0.148, SLG: 0.115 (7, PH) Steve Stritzel, L OBP: 0.500, SLG: 0.300 (7, PH) Rafael Santana, R OBP: 0.250, SLG: 0.333 (7, 1) Doug Bair, R OBP: 0.225, SLG: 0.419 (9, PH) Dane Iorg, L OBP: 0.320, SLG: 0.354 (9, PH) Bob Forsch, R OBP: 0.280, SLG: 0.324 (9, 1) Bruce Sutter, R OBP: 0.250, SLG: 0.125 (9, 1)	0-0 1-3		0-0 1-3		0-0 6-3		0-0 SH5-3 1B		0-0 2B	2	0	0	0	0	0	0			
Inning Stats	R: 0 E: 0 K: 0 S: 3	H: 0 LOB: 1 BB: 1 P: 7	R: 0 E: 0 K: 1 S: 5	H: 1 LOB: 0 BB: 0 P: 5	R: 0 E: 0 K: 0 S: 3	H: 0 LOB: 0 BB: 0 P: 3	R: 4 E: 0 K: 0 S: 6	H: 4 LOB: 0 BB: 1 P: 10	R: 0 E: 0 K: 1 S: 3	H: 0 LOB: 2 BB: 1 P: 7	R: 0 E: 0 K: 0 S: 4	H: 1 LOB: 2 BB: 0 P: 4	R: 0 E: 0 K: 0 S: 3	H: 0 LOB: 0 BB: 0 P: 3	R: 0 E: 0 K: 1 S: 6	H: 1 LOB: 1 BB: 6 P: 6	1B: 5 2B: 1 3B: 1 HR: 0	SF: 0 SAC: 1 DP: 0 HBP: 0	WP: 2 PA: 37 PB: 0 SB: 0 CS: 2
PITCHER	IP WLS BF H R ER SO BB IBB HBP BLK WP HR S P ERA WHIP	IP WLS BF H R ER SO BB IBB HBP BLK WP HR S P ERA WHIP	IP WLS BF H R ER SO BB IBB HBP BLK WP HR S P ERA WHIP	IP WLS BF H R ER SO BB IBB HBP BLK WP HR S P ERA WHIP	IP WLS BF H R ER SO BB IBB HBP BLK WP HR S P ERA WHIP	IP WLS BF H R ER SO BB IBB HBP BLK WP HR S P ERA WHIP	IP WLS BF H R ER SO BB IBB HBP BLK WP HR S P ERA WHIP	IP WLS BF H R ER SO BB IBB HBP BLK WP HR S P ERA WHIP	IP WLS BF H R ER SO BB IBB HBP BLK WP HR S P ERA WHIP	IP WLS BF H R ER SO BB IBB HBP BLK WP HR S P ERA WHIP	IP WLS BF H R ER SO BB IBB HBP BLK WP HR S P ERA WHIP	IP WLS BF H R ER SO BB IBB HBP BLK WP HR S P ERA WHIP	IP WLS BF H R ER SO BB IBB HBP BLK WP HR S P ERA WHIP	IP WLS BF H R ER SO BB IBB HBP BLK WP HR S P ERA WHIP	IP WLS BF H R ER SO BB IBB HBP BLK WP HR S P ERA WHIP	IP WLS BF H R ER SO BB IBB HBP BLK WP HR S P ERA WHIP	IP WLS BF H R ER SO BB IBB HBP BLK WP HR S P ERA WHIP	IP WLS BF H R ER SO BB IBB HBP BLK WP HR S P ERA WHIP	IP WLS BF H R ER SO BB IBB HBP BLK WP HR S P ERA WHIP

St. Louis Cardinals @ Philadelphia Phillies
Veterans Stadium, Philadelphia, PA
Wed Jun 08 1983, 7:05 PM EDT
Att: 23,531 - Unknown

AB	32
R	4
H	7
RBI	4
BB	4
SO	3
LOB	14



Batter	1	2	3	4	5	6	7	8	9	AB	R	H	RBI	BB	SO	LOB	BOTTOM				
Joe Morgan, L OBP: 0.378, SLG: 0.298 (1, 4)	4-0 BB 1B BB		0-0 F7		0-0 F9		0-0 G3		4-0 FC1-6 HR BB	3	2	0	0	2	0	1					
Gary Matthews, R OBP: 0.362, SLG: 0.396 (1, 7)	0-0 F8			0-0 E 2B	4-0 2B BB		0-3 K		0-0 FC1-5 HR	4	3	1	0	1	1	3					
Mike Schmidt, R OBP: 0.392, SLG: 0.497 (1, 5)	0-0 FC1-6-4 1B		0-0 E5	0-0 2H 1B	0-0 F8		0-3 K		0-0 F9	5	0	2	1	0	1	3					
Tony Perez, R OBP: 0.328, SLG: 0.444 (1, 3)	4-0 1-2 2-3 BB		0-0 6-3		0-0 1H 2B		0-0 L7		0-0 1H 2H HR	4	1	2	4	1	0	1					
Bo Diaz, R OBP: 0.299, SLG: 0.351 (1, 2)	0-0 FC1-6-4		0-0 5-3		4-0 BB		0-0 F8			3	0	0	1	1	0	3					
Gary Maddox, R OBP: 0.304, SLG: 0.389 (1, 8)	0-0 F2		0-0 4-3		0-0 F8		0-0 HR			4	1	1	1	0	0	5					
Von Hayes, L OBP: 0.277, SLG: 0.260 (1, 9)		1-0 FC5-4 HBP		0-0 L3		0-0 G6-4-3 1B		0-0 1B		3	0	2	0	0	0	0					
Ivan De Jesus, R OBP: 0.277, SLG: 0.294 (1, 6) Al Holland, R (9, 1)		0-0 FC5-4 SH2-4		0-3 K		0-0 G6-4-3		0-0 F9		4	0	0	0	0	1	3					
John Denny, R OBP: 0.185, SLG: 0.154 (4, 1) Willie Hernandez, L OBP: 0.500, SLG: 0.500 (6, PH) Ozzie Virgil, R OBP: 0.225, SLG: 0.433 (7, 1) Ron Reed, R OBP: 0.410, SLG: 0.364 (9, 6) Kiko Garcia, R OBP: 0.320, SLG: 0.306 (9, PH) Pete Rose, S OBP: 0.320, SLG: 0.306 (9, PH) Bob Dernier, R OBP: 0.250, SLG: 0.125 (9, PH)	0-0 SH2-4		0-0 K		0-3 K		0-3 K		0-0 FC1-5 S 1B	0	0	0	0	0	0	0					
Inning Stats	R: 1 E: 0 K: 0 S: 4	H: 1 LOB: 2 BB: 2 P: 12	R: 0 E: 0 K: 0 S: 3	H: 0 LOB: 1 BB: 0 P: 4	R: 1 E: 1 K: 0 S: 5	H: 2 LOB: 1 BB: 0 P: 5	R: 0 E: 0 K: 2 S: 7	H: 0 LOB: 0 BB: 0 P: 7	R: 1 E: 0 K: 0 S: 4	H: 1 LOB: 2 BB: 2 P: 12	R: 0 E: 0 K: 1 S: 5	H: 1 LOB: 0 BB: 0 P: 5	R: 0 E: 0 K: 2 S: 7	H: 0 LOB: 0 BB: 0 P: 7	R: 0 E: 0 K: 0 S: 5	H: 2 LOB: 1 BB: 0 P: 5	R: 3 E: 0 K: 0 S: 4	H: 2 LOB: 1 BB: 1 P: 8	1B: 5 2B: 2 3B: 0 HR: 2	SF: 0 SAC: 1 DP: 1 HBP: 1	WP: 0 PA: 40 PB: 0 SB: 1 CS: 0
PITCHER	IP WLS BF H R ER SO BB IBB HBP BLK WP HR S P ERA WHIP	IP WLS BF H R ER SO BB IBB HBP BLK WP HR S P ERA WHIP	IP WLS BF H R ER SO BB IBB HBP BLK WP HR S P ERA WHIP	IP WLS BF H R ER SO BB IBB HBP BLK WP HR S P ERA WHIP	IP WLS BF H R ER SO BB IBB HBP BLK WP HR S P ERA WHIP	IP WLS BF H R ER SO BB IBB HBP BLK WP HR S P ERA WHIP	IP WLS BF H R ER SO BB IBB HBP BLK WP HR S P ERA WHIP	IP WLS BF H R ER SO BB IBB HBP BLK WP HR S P ERA WHIP	IP WLS BF H R ER SO BB IBB HBP BLK WP HR S P ERA WHIP	IP WLS BF H R ER SO BB IBB HBP BLK WP HR S P ERA WHIP	IP WLS BF H R ER SO BB IBB HBP BLK WP HR S P ERA WHIP	IP WLS BF H R ER SO BB IBB HBP BLK WP HR S P ERA WHIP	IP WLS BF H R ER SO BB IBB HBP BLK WP HR S P ERA WHIP	IP WLS BF H R ER SO BB IBB HBP BLK WP HR S P ERA WHIP	IP WLS BF H R ER SO BB IBB HBP BLK WP HR S P ERA WHIP	IP WLS BF H R ER SO BB IBB HBP BLK WP HR S P ERA WHIP	IP WLS BF H R ER SO BB IBB HBP BLK WP HR S P ERA WHIP	IP WLS BF H R ER SO BB IBB HBP BLK WP HR S P ERA WHIP	IP WLS BF H R ER SO BB IBB HBP BLK WP HR S P ERA WHIP		

St. Louis Cardinals @ Philadelphia Phillies
Veterans Stadium, Philadelphia, PA
Wed Jun 08 1983, 7:05 PM EDT
Att: 23,531 - Unknown

AB	33
R	7
H	9
RBI	7
BB	5
SO	5
LOB	19



Batter	1	2	3	4	5	6	7	8	9	10	11	AB	R	H	RBI	BB	SO	LOB	TOP								
Tom Herr, S OBP: 0.390, SLG: 0.354 (1, 4)												6	1	2	0	0	1	2									
Ken Oberkfell, L OBP: 0.392, SLG: 0.396 (1, 5)												5	0	2	1	1	2	1									
Keith Hernandez, L OBP: 0.342, SLG: 0.430 (1, 3)												5	0	1	0	1	2	3									
George Hendrick, R OBP: 0.387, SLG: 0.561 (1, 9)													5	2	3	0	1	1	2								
Dane Jorg, L OBP: 0.321, SLG: 0.400 David Green, R OBP: 0.310, SLG: 0.352 (6, 7)												2	0	0	0	1	0	1									
Willie McGee, S OBP: 0.389, SLG: 0.436 (1, 8)												4	1	2	0	1	0	3									
Darrell Porter, L OBP: 0.385, SLG: 0.507 (1, 2)												3	1	2	3	1	1	1									
Ozzie Smith, S OBP: 0.275, SLG: 0.266 (1, 6)												4	0	1	1	1	1	3									
Joaquin Andujar, S OBP: 0.400, SLG: 0.474 Bruce Sutter, R (8, 1)												4	0	0	0	0	4	1									
Glenn Brummer, R OBP: 0.400, SLG: 0.474 Dave Vonohlen, L (10, 1)												1	0	0	0	0	1	2									
Doug Bair, R (11, 1)												0	0	0	0	0	0	0									
Inning Stats	R: 0 E: 0 K: 3 S: 9	H: 0 LOB: 0 BB: 0 P: 9	R: 1 E: 0 K: 1 S: 6	H: 2 LOB: 1 BB: 1 P: 10	R: 1 E: 0 K: 1 S: 6	H: 2 LOB: 0 BB: 0 P: 6	R: 2 E: 0 K: 0 S: 5	H: 2 LOB: 0 BB: 0 P: 5	R: 0 E: 0 K: 1 S: 5	H: 0 LOB: 1 BB: 1 P: 9	R: 0 E: 0 K: 2 S: 8	H: 1 LOB: 2 BB: 1 P: 12	R: 1 E: 0 K: 3 S: 11	H: 2 LOB: 1 BB: 0 P: 11	R: 0 E: 0 K: 1 S: 6	H: 1 LOB: 2 BB: 1 P: 10	R: 0 E: 0 K: 1 S: 5	H: 0 LOB: 2 BB: 0 P: 13	R: 0 E: 0 K: 1 S: 6	H: 2 LOB: 1 BB: 1 P: 6	1B: 7 2B: 5 3B: 2 HR: 1	SF: 0 SAC: 1 DP: 2 HBP: 0	WP: 0 PB: 0 SB: 1 CS: 0	PA: 50			
PITCHER	IP 5.2	WLS 2	BF 25	H 7	R 4	ER 4	SO 6	BB 2	IBB 1	HBP 0	BLK 0	WP 0	HR 1	S 34	P 46	ERA 6.35	WHIP 1.588										
Marty Bystrom, R ERA: 6.28 (1, 1)	2.1	11	3	1	1	5	1	0	0	0	0	0	0	20	24	3.86	1.714										
Tug McGraw, L ERA: 3.21 (6, 1)	2.0	10	1	0	0	2	1	2	0	0	0	0	0	11	23	0.00	1.000										
Al Holland, L ERA: 2.24 (9, 1)	1.0	W	4	2	0	0	1	0	0	0	0	0	0	6	6	0.00	2.000										
Ron Reed, R ERA: 2.1 (11, 1)											IP 7.0	WLS 2	BF 28	H 8	R 5	ER 5	SO 4	BB 0	IBB 0	HBP 0	BLK 0	WP 1	HR 2	S 36	P 36	ERA 6.43	WHIP 1.143

St. Louis Cardinals @ Philadelphia Phillies
Veterans Stadium, Philadelphia, PA
Thu Jun 09 1983, 7:05 PM EDT
Att: 27,764 - Unknown

AB 42
R 5
H 13
RBI 5
BB 7
SO 14
LOB 23



Batter	1	2	3	4	5	6	7	8	9	10	11	AB	R	H	RBI	BB	SO	LOB	BOTTOM								
Joe Morgan, L OBP: 0.386, SLG: 0.356 (1, 4)												4	2	2	4	1	0	0									
Gary Matthews, R OBP: 0.390, SLG: 0.393 Kiko Garcia, R OBP: 0.462, SLG: 0.500 (1, 7)												4	0	1	0	0	0	0									
Mike Schmidt, R OBP: 0.392, SLG: 0.491 (1, 5)												4	0	1	0	1	0	2									
Tony Perez, R OBP: 0.326, SLG: 0.446 Al Holland, R (9, 1)												4	0	1	0	0	0	1									
Larry Milbourne, S OBP: 0.276, SLG: 0.278 Ron Reed, R (11, 1)												1	0	0	0	0	0	3									
Bo Diaz, R OBP: 0.290, SLG: 0.340 (1, 2)												5	0	0	0	0	2	2									
Von Hayes, L OBP: 0.281, SLG: 0.244 (6, 8)												5	0	0	0	0	1										
Garry Maddox, R OBP: 0.300, SLG: 0.383 Tug McGraw, R (6, 1)												2	0	0	0	0	1	0									
Pete Rose, S OBP: 0.311, SLG: 0.318 (8, 3)												3	2	2	0	0	0	0									
Ivan De Jesus, R OBP: 0.273, SLG: 0.290 Grey Gross, L OBP: 0.381, SLG: 0.365 (8, 7)												2	0	0	0	0	1	0									
Marty Bystrom, R OBP: 0.300, SLG: 0.325 Joe Lefebvre, L OBP: 0.290, SLG: 0.241 Bob Dernier, R OBP: 0.297, SLG: 0.154 (11, 8)												1	0	0	0	0	1	0									
Inning Stats	R: 1 E: 0 K: 0 S: 4	H: 2 LOB: 0 BB: 0 P: 4	R: 0 E: 0 K: 1 S: 5	H: 0 LOB: 0 BB: 0 P: 5	R: 0 E: 0 K: 2 S: 7	H: 0 LOB: 0 BB: 0 P: 7	R: 0 E: 0 K: 0 S: 4	H: 1 LOB: 1 BB: 0 P: 4	R: 0 E: 0 K: 0 S: 3	H: 0 LOB: 0 BB: 0 P: 3	R: 0 E: 0 K: 1 S: 6	H: 1 LOB: 1 BB: 0 P: 6	R: 4 E: 1 K: 0 S: 7	H: 4 LOB: 0 BB: 0 P: 7	R: 0 E: 0 K: 1 S: 5	H: 0 LOB: 0 BB: 0 P: 5	R: 0 E: 0 K: 0 S: 4	H: 1 LOB: 3 BB: 2 P: 12	R: 1 E: 1 K: 0 S: 4	H: 2 LOB: 2 BB: 1 P: 8	1B: 6 2B: 3 3B: 0 HR: 2	SF: 0 SAC: 0 DP: 2 HBP: 0	WP: 1 PB: 0 SB: 0 CS: 2	PA: 45			
PITCHER	IP 7.0	WLS 2	BF 28	H 8	R 5	ER 5	SO 4	BB 0	IBB 0	HBP 0	BLK 0	WP 1	HR 2	S 36	P 36	ERA 6.43	WHIP 1.143										
Joaquin Andujar, R ERA: 3.56 (8, 1)	2.0	6	0	0	0	1	0	0	0	0	0	0	0	8	8	0.00	0.000										
Bruce Sutter, R ERA: 3.26 (10, 1)	1.2	L	10	2	1	1	0	2	1	0	0	0	0	7	19	5.40	2.400										
Dave Vonohlen, L ERA: 0.64 (11, 1)	0.0		1	1	0	0	0	0	0	0	0	0	0	1	1	∞	∞										

St. Louis Cardinals @ Philadelphia Phillies
Veterans Stadium, Philadelphia, PA
Thu Jun 09 1983, 7:05 PM EDT
Att: 27,764 - Unknown


AB 42
R 6
H 11
RBI 6
BB 3
SO 5
LOB 9



Batter	1	2	3	4	5	6	7	8	9	AB	R	H	RBI	BB	SO	LOB	TOP	
Lee Lacy, R OBP: 0.303, SLG: 0.353 (1, 9)	5-3		BLK SF7 BB 1B	6-3		F9		F8		5	1	1	0	0	0	3		
Lee Mazzilli, S OBP: 0.420, SLG: 0.415 Dave Parker, L OBP: 0.277, SLG: 0.355 (1, 8) (7, 9)	HR 1B		SF7 BLK 1-2 BB	6-3		4-3		FC5 1B FC6-4 1B		3	1	1	0	1	0	0		
Bill Madlock, R OBP: 0.385, SLG: 0.436 (1, 5)	HR		K	K		F7		FC6-4 1B 1-2 2-H 1B		5	1	2	3	0	2	2		
Jim Morrison, R OBP: 0.353, SLG: 0.344 (1, 4)	1B		1-2 2-3 BB	WP 1B		5-3		FC6-4 1B 1-2 2-3 1B		4	0	3	0	1	0	0		
Brian Harper, R OBP: 0.114, SLG: 0.303 (1, 7)	F9		SF7	6-3		F7		FC6-4 1B 1-2 2-3 3-H 1B		4	0	0	2	0	0	4		
Gene Tenace, R OBP: 0.212, SLG: 0.071 (1, 3)	K		2-3 3-H K	K		K		G6-4-3 1B 1-2 2-3 3-H 1B		5	0	1	0	0	3	5		
Dale Berra, R OBP: 0.310, SLG: 0.383 (1, 6)			K	WP WP 1B		K		G6-4-3 1B 1-2		4	0	1	0	0	2	1		
Steve Nicosia, R OBP: 0.114, SLG: 0.257 (1, 2)	P4		P6	1B 2B		1B 2B		1B 2B		4	2	2	0	0	0	1		
Lee Tunnell, R OBP: 0.222, SLG: 0.176 Cecilio Guante, R (6, 1) Rod Scurry, L (6, 1) Tony Peña, R OBP: 0.282, SLG: 0.329 (9, PH)	K		K2-1-3	1B		1B		E 1B 1B		3	0	1	1	0	2	1		
Inning Stats	R: 2 E: 0 K: 1 S: 8	H: 3 LOB: 1 BB: 0 P: 8	R: 0 E: 0 K: 2 S: 7	H: 0 LOB: 0 BB: 0 P: 7	R: 1 E: 0 K: 2 S: 8	H: 1 LOB: 2 BB: 2 P: 16	R: 0 E: 0 K: 1 S: 6	H: 1 LOB: 1 BB: 0 P: 6	R: 0 E: 0 K: 0 S: 3	H: 0 LOB: 0 BB: 0 P: 3	R: 0 E: 0 K: 0 S: 3	H: 1 LOB: 0 BB: 0 P: 3	R: 3 E: 1 K: 0 S: 8	H: 4 LOB: 2 BB: 0 P: 8	1B: 10 2B: 2 3B: 0 HR: 1	SF: 1 SAC: 0 DP: 1 HBP: 0	WP: 3 PA: 42 PB: 0 SB: 0 CS: 0	
PITCHER	IP WLS BF H R ER SO BB IBB HBP BLK WP HR S P ERA WHIP																	
Steve Carlton, L ERA: 2.74 Al Holland, L ERA: 1.93	(1, 1) (9, 1)	8.1 0.2	W S	40 2	13 0	7 0	5 0	9 0	2 0	0 0	0 0	1 0	3 0	1 0	56 2	64 2	0.00 0.00	1.800 0.000

Pittsburgh Pirates @ Philadelphia Phillies
Veterans Stadium, Philadelphia, PA
Sat Jun 11 1983, 7:05 PM EDT
Att: 34,820 - Unknown


AB 39
R 7
H 13
RBI 7
BB 2
SO 9
LOB 18

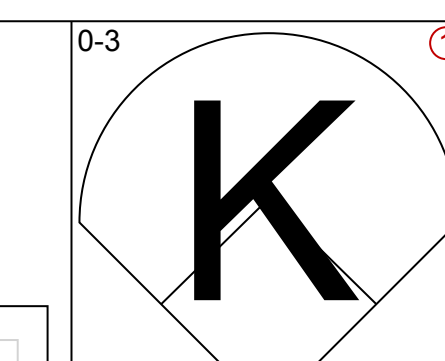
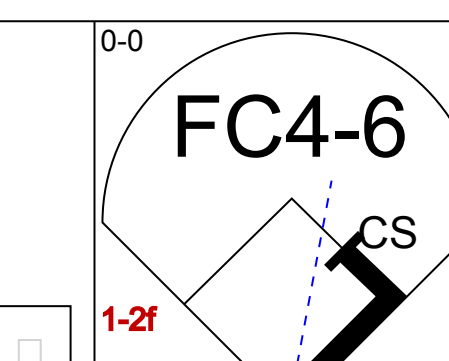
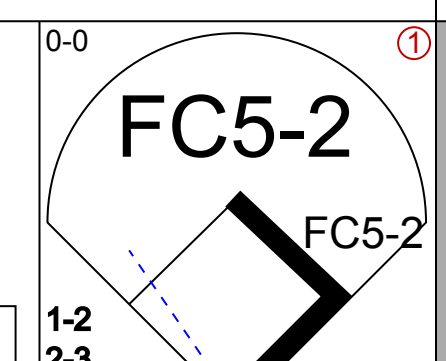
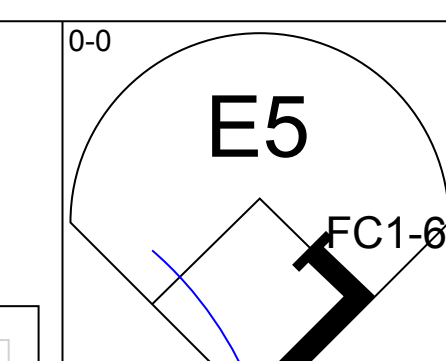
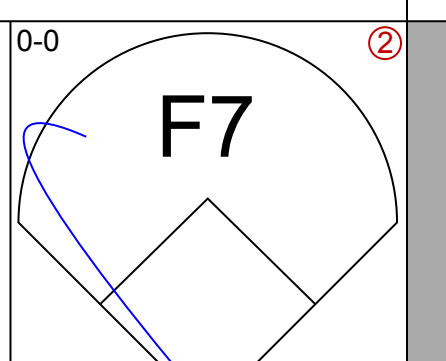
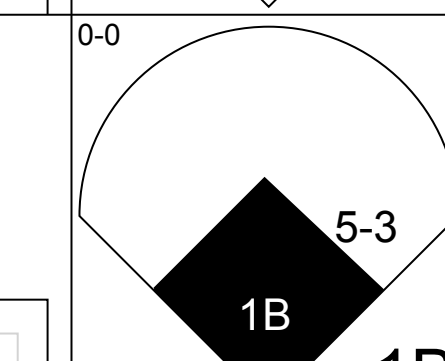
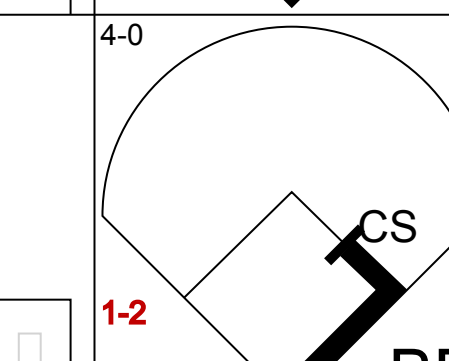
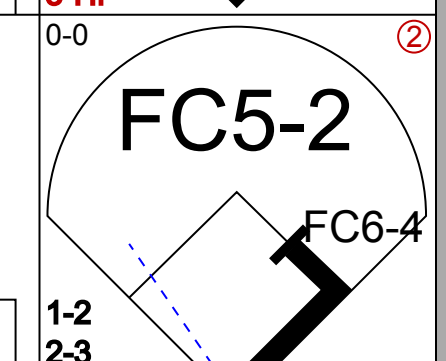
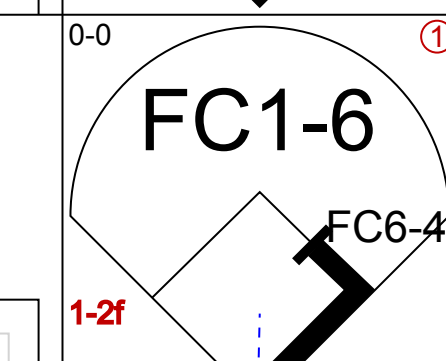
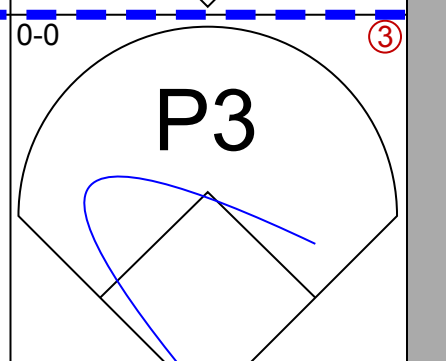
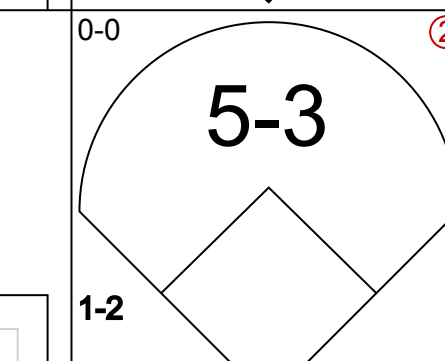
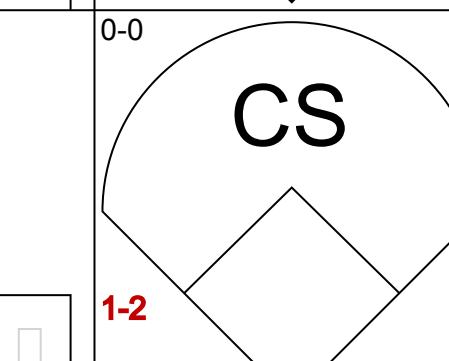
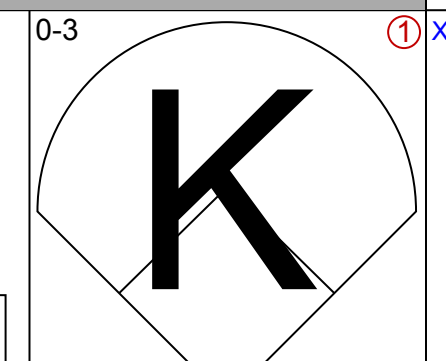
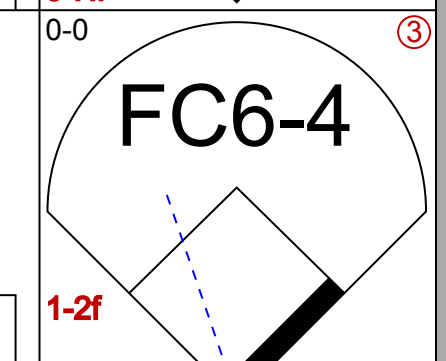
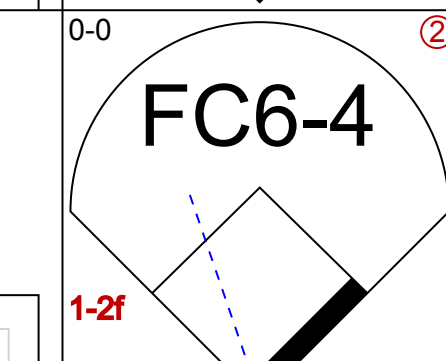
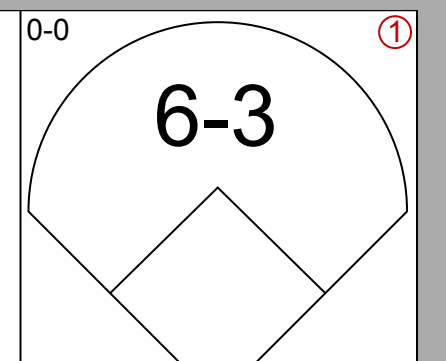
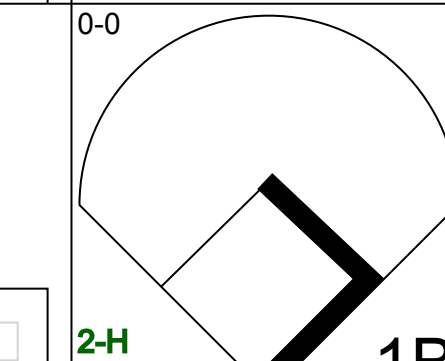
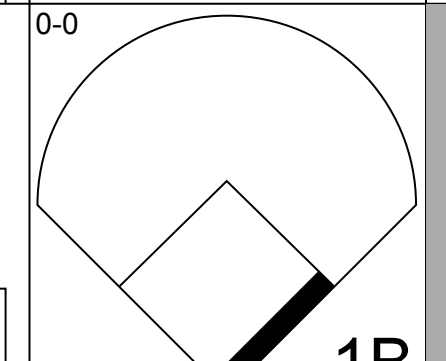
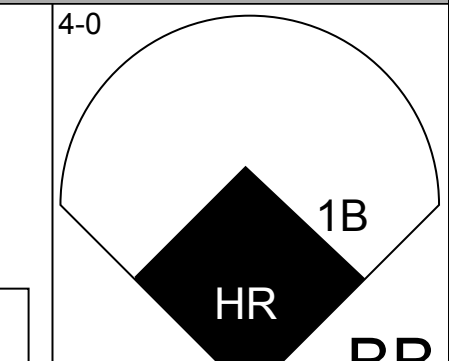
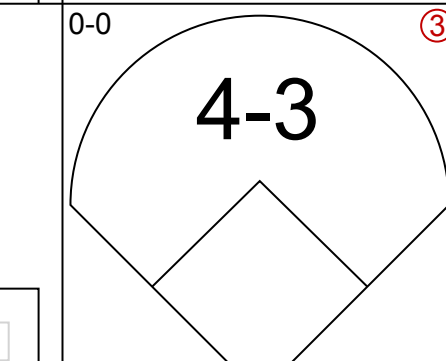
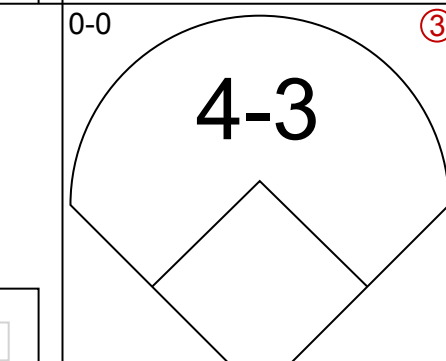
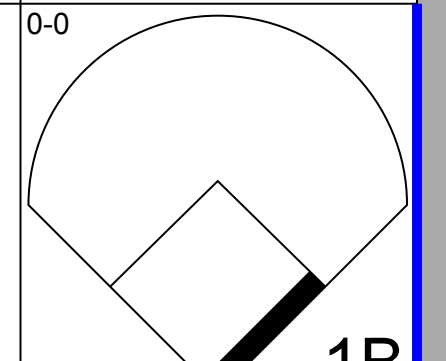
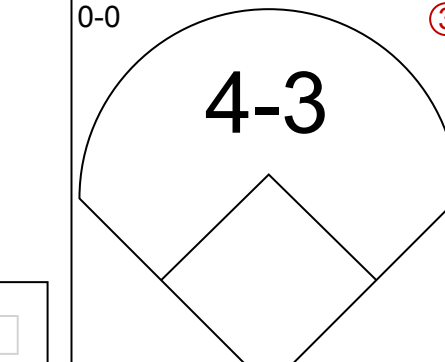
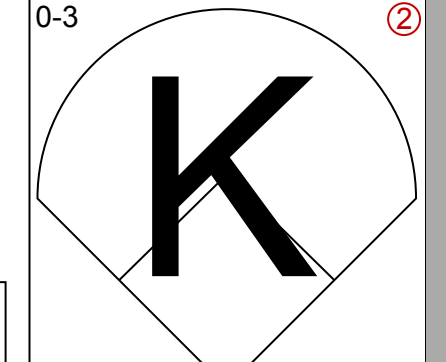
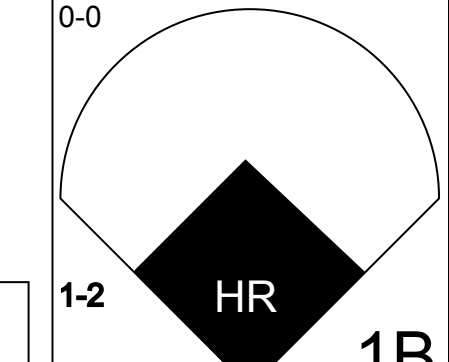


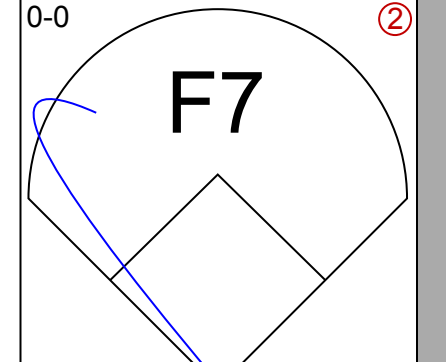
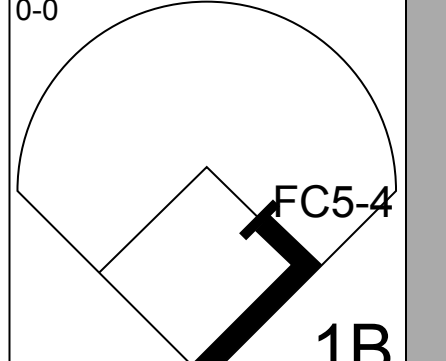
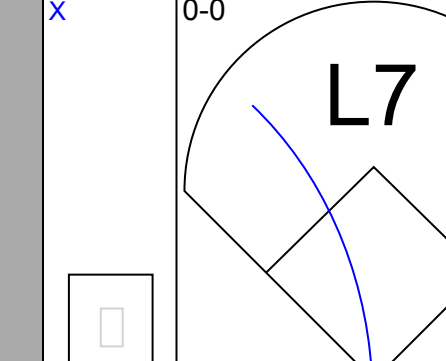
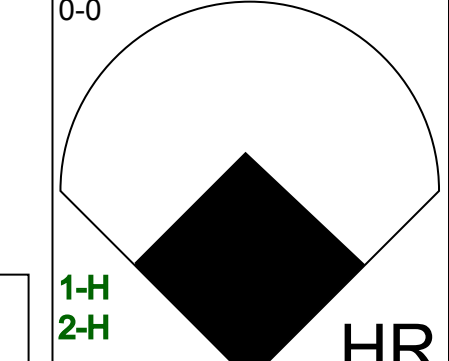
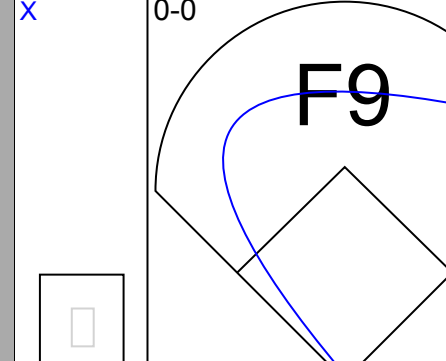
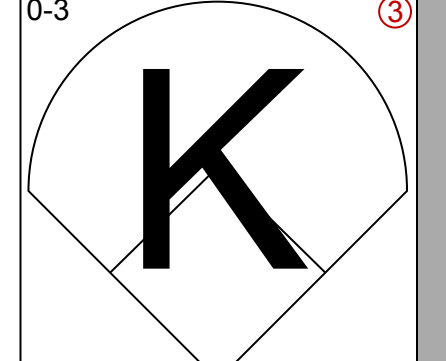
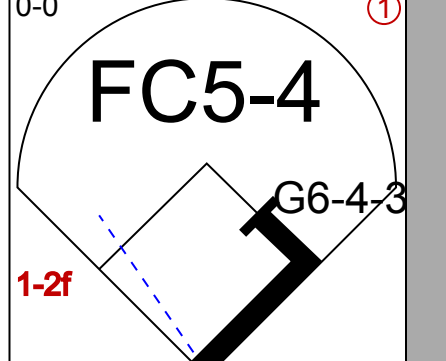
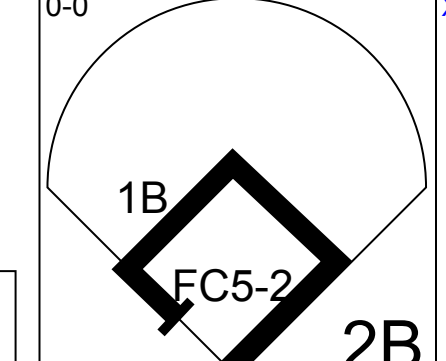
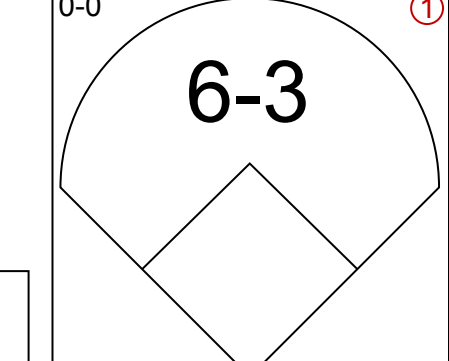
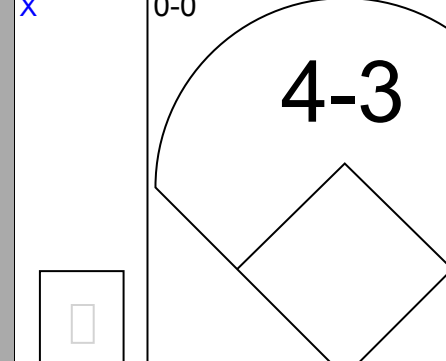
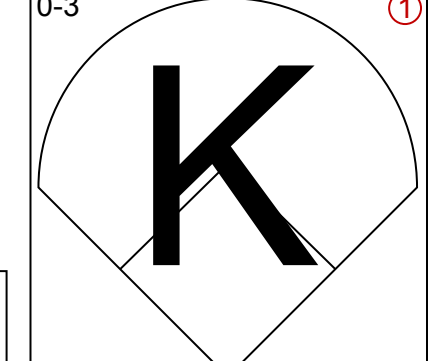
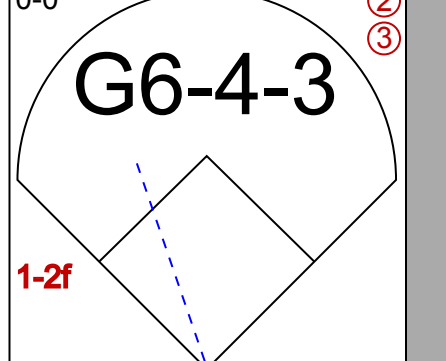
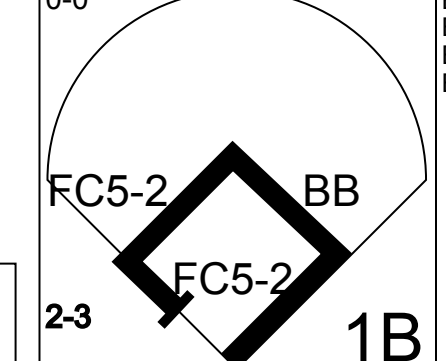
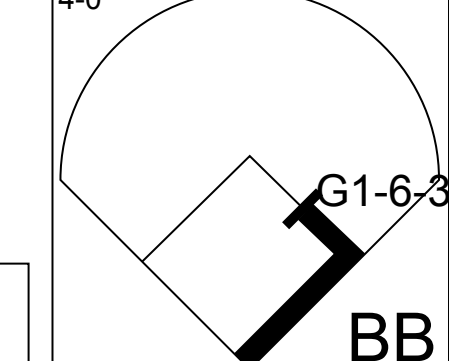

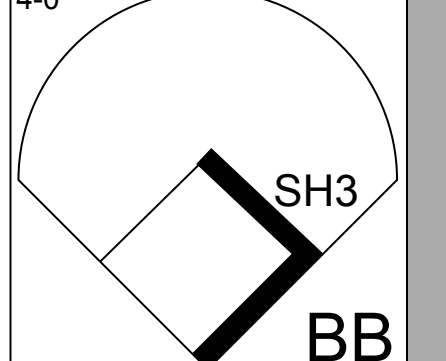
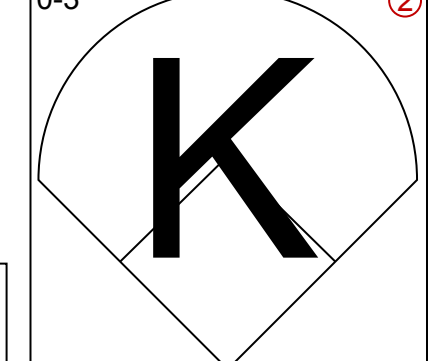
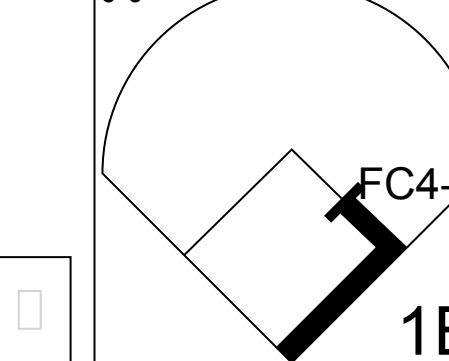
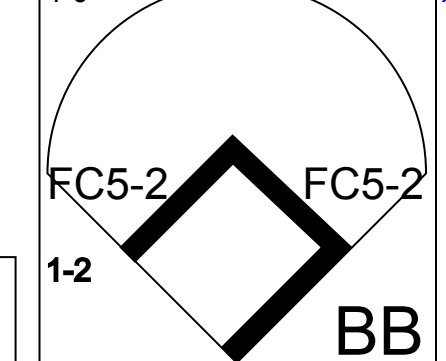
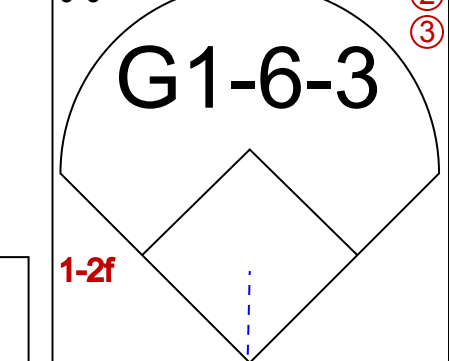
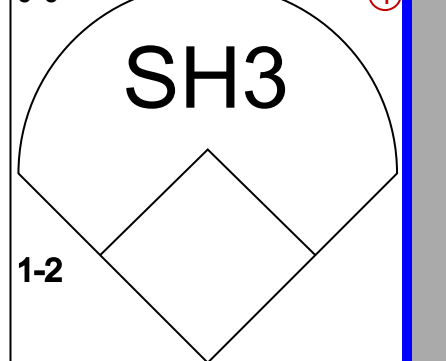
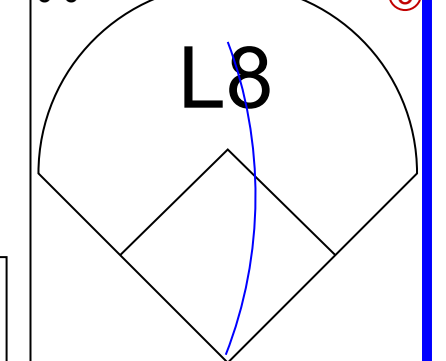


Batter	1	2	3	4	5	6	7	8	9	AB	R	H	RBI	BB	SO	LOB	BOTTOM		
Joe Morgan, L OBP: 0.396, SLG: 0.381 (1, 4)	F8		FC5 1B	F8		SF9		1B HR BB		3	1	1	2	1	0	2			
Von Hayes, L OBP: 0.283, SLG: 0.318 (1, 8) (8, 9)	E3 2B		1-2 1B	3-1		P1		1-2 HR 1B		5	2	2	0	0	0	3			
Mike Schmidt, R OBP: 0.395, SLG: 0.506 (1, 5)	1-H 2B		FC5	CS BB		HR HBP		1-H 2-H HR		3	2	2	4	1	0	2			
Tony Perez, R OBP: 0.329, SLG: 0.456 Pete Rose, S OBP: 0.317, SLG: 0.316 (1, 3) (8, 3)	BB		K	L9		1-H HR		BB		3	1	1	2	1	1	1			
Gary Matthews, R OBP: 0.347, SLG: 0.374 Bob Demier, R OBP: 0.258, SLG: 0.148 (1, 7) (8, 8)	BB		6-3	K		F8		F6		4	0	0	0	0	2	2			
Joe Lefebvre, L OBP: 0.325, SLG: 0.405 (1, 9) (8, 7)	3-1		L7	2B BB		F8				3	1	0	0	1	0	2			
Bo Diaz, R OBP: 0.291, SLG: 0.344 (1, 2)			FC5-4 1B	6-3		1B SF9 2B		4-3		4	1	2	1	0	0	0			
Ivan De Jesus, R OBP: 0.274, SLG: 0.290 (1, 6)			FC5-4 G3 S 1B	F8 1B		1B		F9		4	1	2	0	0	0	1			
Steve Carlton, L OBP: 0.205, SLG: 0.289 Al Holland, R (1, 1) (9, 1)	G3		G3	1-2 1B		K		F7		4	0	1	0	0	1	3			
Inning Stats	R: 1 E: 1 K: 1 S: 7	H: 1 LOB: 2 BB: 1 P: 11	R: 1 E: 0 K: 0 S: 6	H: 3 LOB: 2 BB: 0 P: 6	R: 0 E: 0 K: 1 S: 5	H: 0 LOB: 0 BB: 0 P: 5	R: 0 E: 0 K: 0 S: 5	H: 2 LOB: 2 BB: 0 P: 5	R: 0 E: 0 K: 1 S: 4	H: 0 LOB: 0 BB: 1 P: 8	R: 2 E: 0 K: 1 S: 7	H: 2 LOB: 1 BB: 1 P: 11	R: 2 E: 0 K: 0 S: 4	H: 1 LOB: 0 BB: 0 P: 5	R: 3 E: 0 K: 0 S: 5	H: 2 LOB: 1 BB: 2 P: 13	1B: 7 2B: 2 3B: 0 HR: 2	SF: 1 SAC: 0 DP: 0 HBP: 1	WP: 0 PA: 41 PB: 0 SB: 1 CS: 1
PITCHER	IP WLS BF H R ER SO BB IBB HBP BLK WP HR S P ERA WHIP																		
Lee Tunnell, R ERA: 5.26 Cecilio Guante, R ERA: 2.0 Rod Scurry, L ERA: 5.03	(1, 1) (6, 1) (6, 1)	5.0 0.0 3.0	L	25 1 15	7 1 3	4 0 5	3 0 5	3 0 1	0 0 5	0 0 2	0 0 14	1 1 23	∞ ∞ 15.00	∞ ∞ 1.667					

Pittsburgh Pirates @ Philadelphia Phillies
Veterans Stadium, Philadelphia, PA
Sat Jun 11 1983, 7:05 PM EDT
Att: 34,820 - Unknown

AB 34
R 9
H 11
RBI 9
BB 5
SO 4
LOB 17

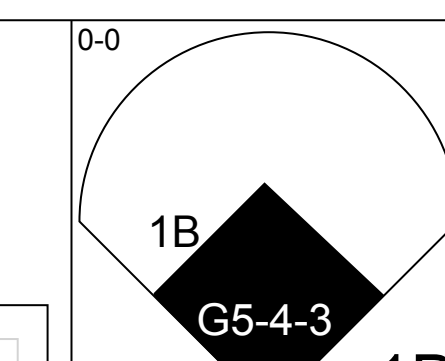
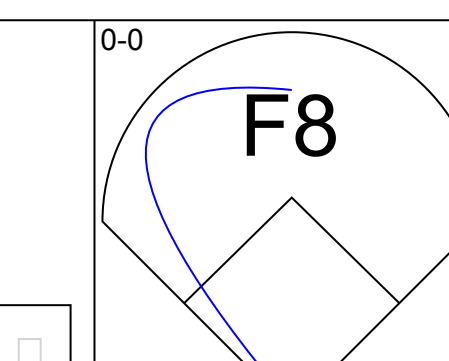
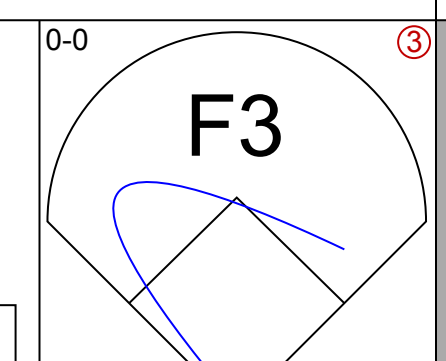
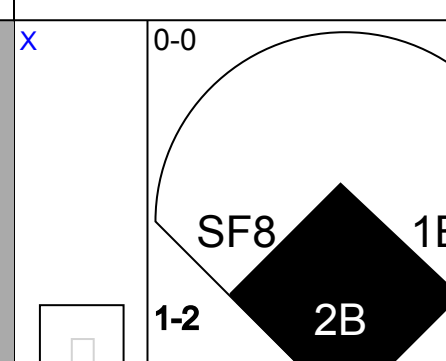
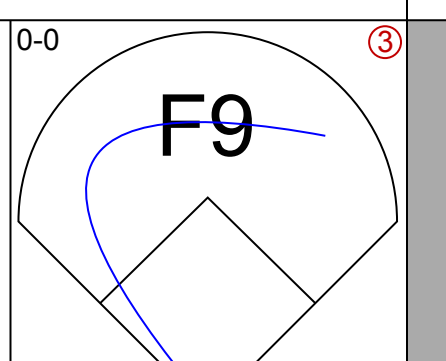
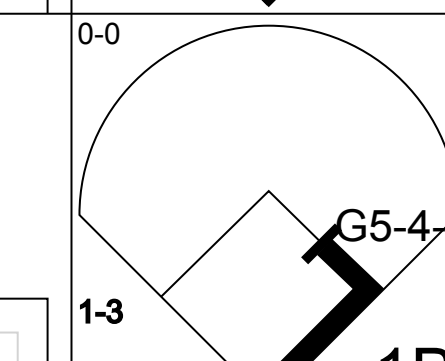
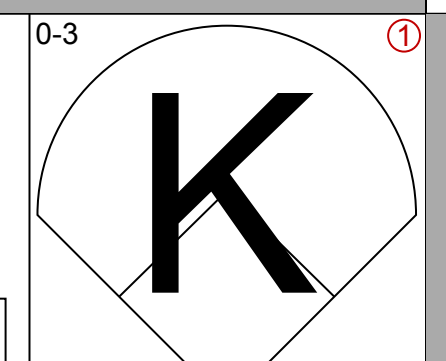
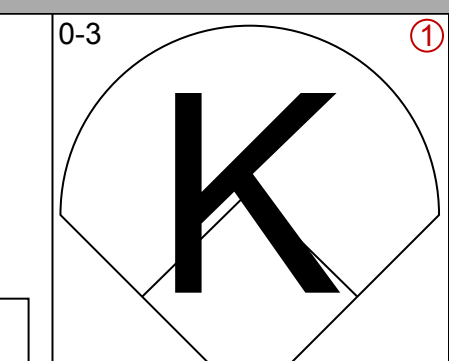
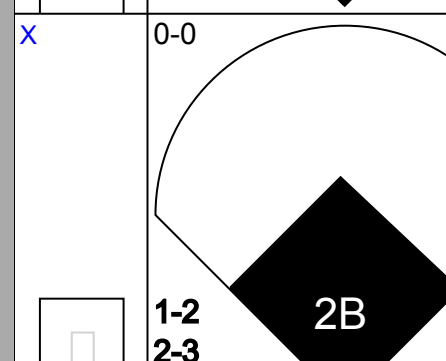
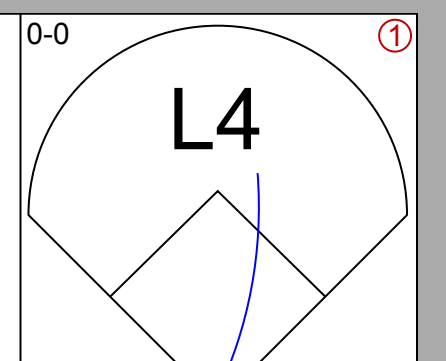
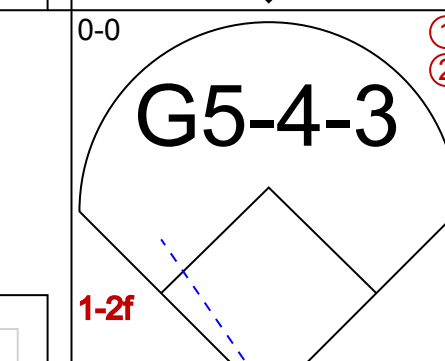
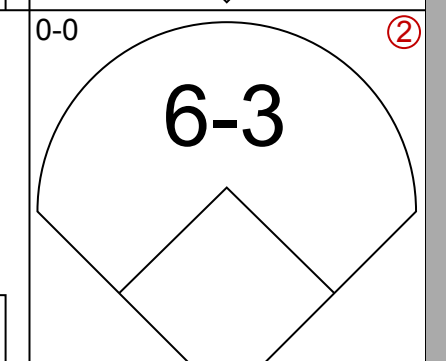
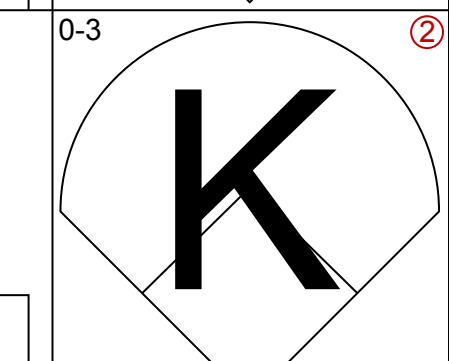
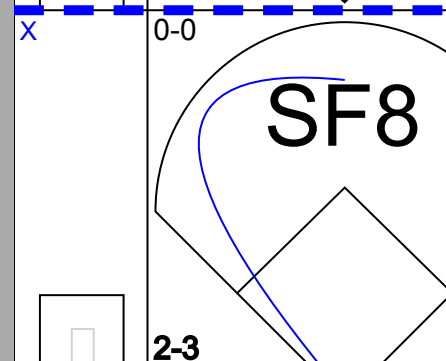
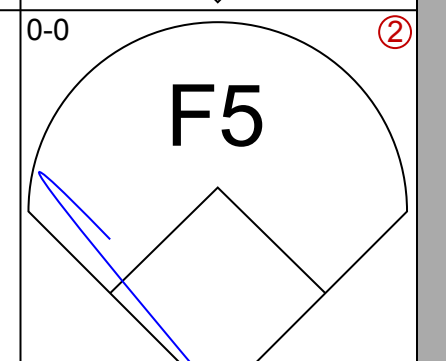
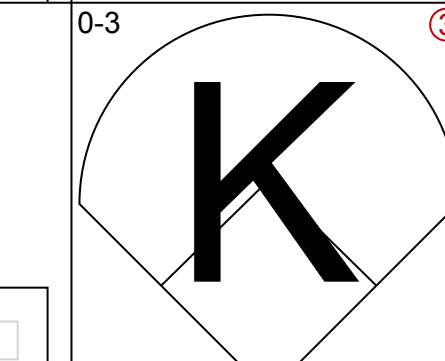
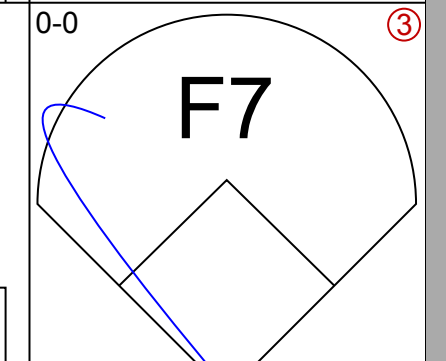
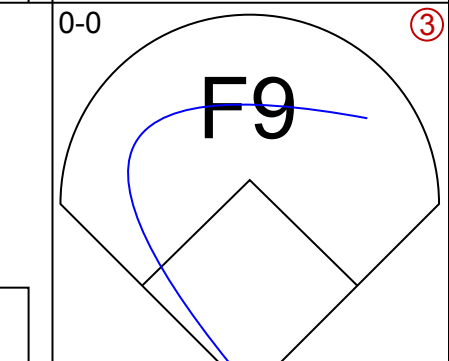
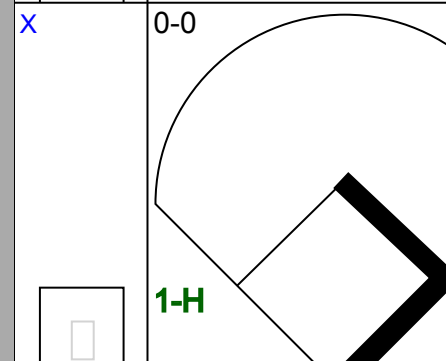
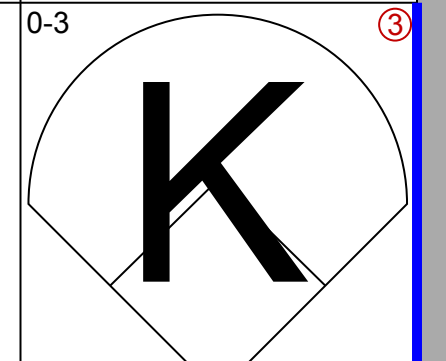
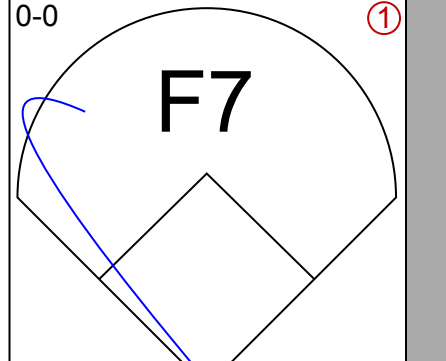
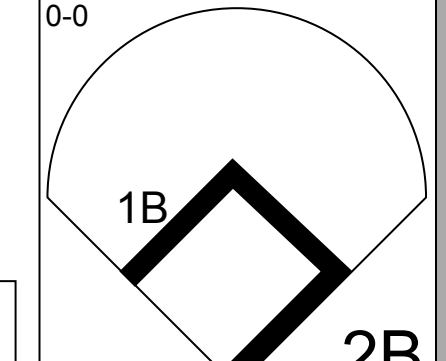
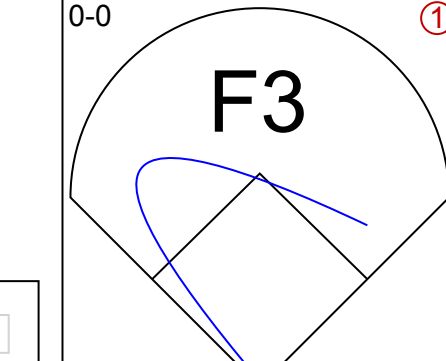

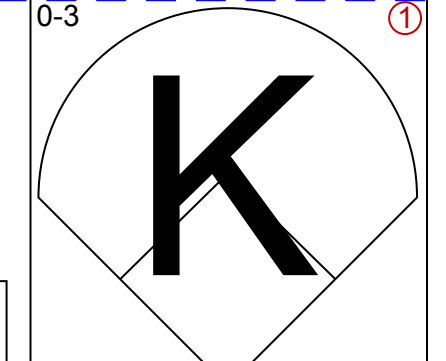
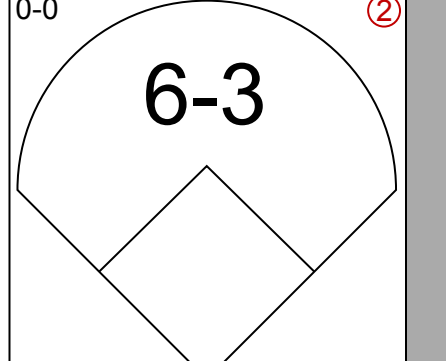
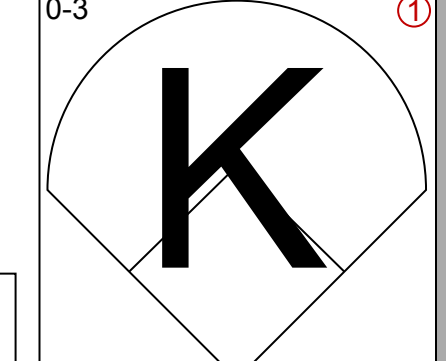
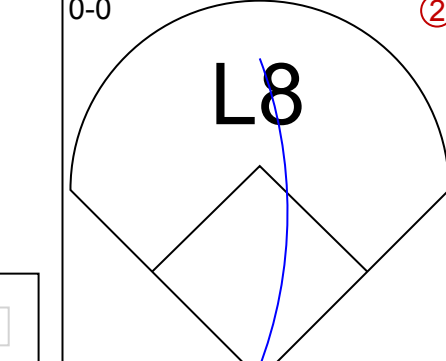
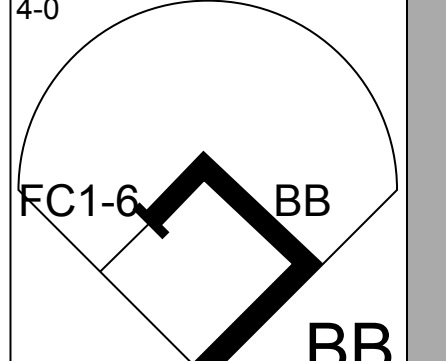
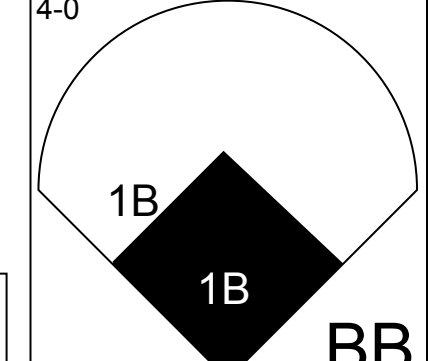
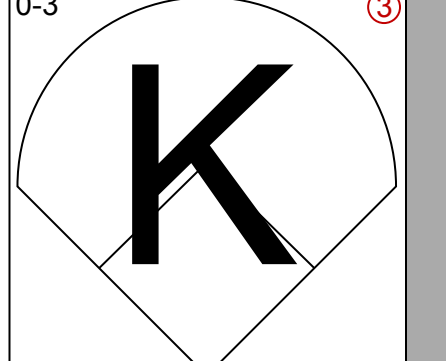
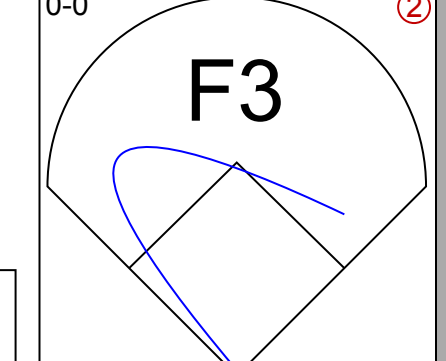
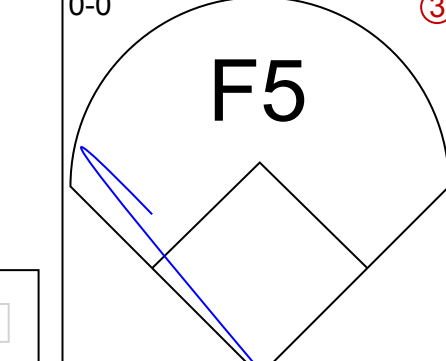
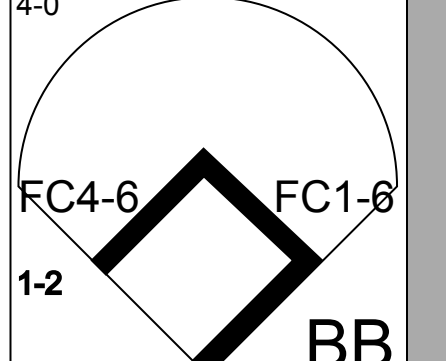

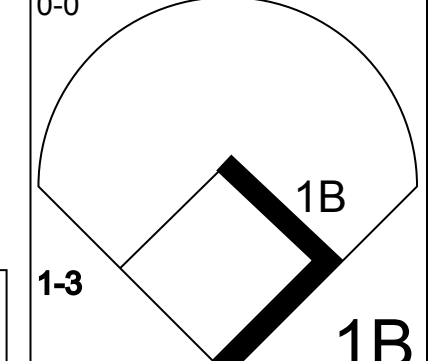
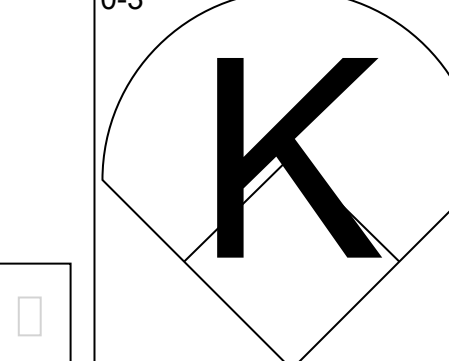
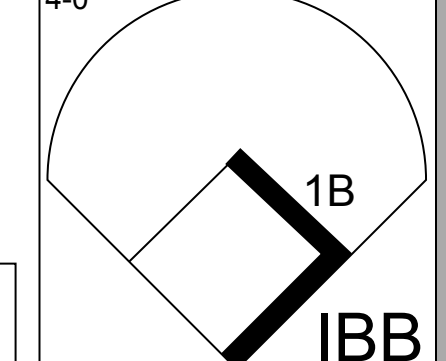

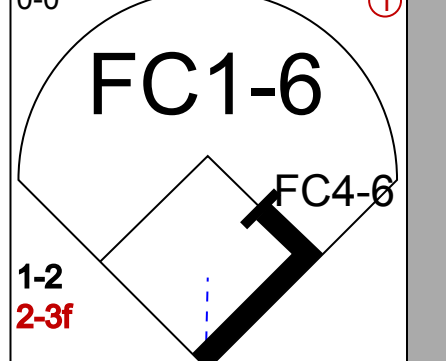

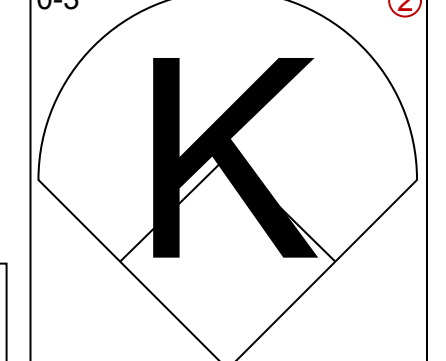
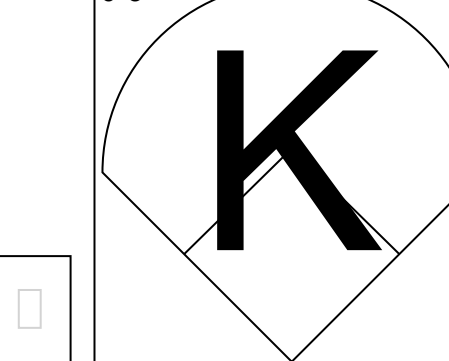
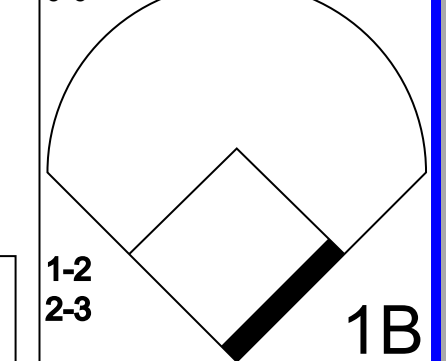

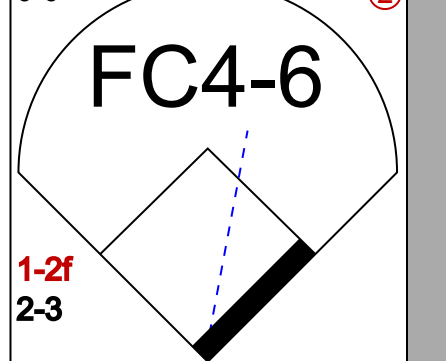
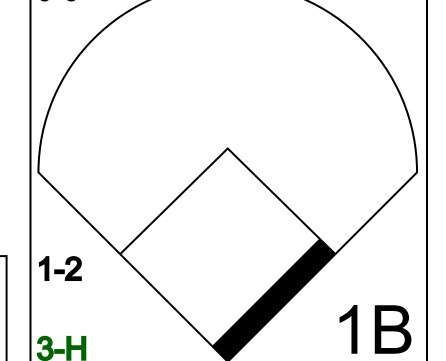


Batter	1	2	3	4	5	6	7	8	9	10	11	AB	R	H	RBI	BB	SO	LOB	TOP						
Lee Lacy, R OBP: 0.293, SLG: 0.340 (1, 8)												5	0	0	0	0	1	5							
Johnny Ray, S OBP: 0.304, SLG: 0.366 (1, 4)												4	1	1	0	1	0	5							
Bill Madlock, R OBP: 0.375, SLG: 0.423 (1, 5)												5	0	0	0	0	1	5							
Jason Thompson, L OBP: 0.381, SLG: 0.410 Gene Tenace, R OBP: 0.212, SLG: 0.071 (10, PR) (10, 3)												4	1	3	1	1	0	1							
Dave Parker, L OBP: 0.275, SLG: 0.351 (1, 9)												5	1	1	0	0	1	3							
Mike Easter, L OBP: 0.371, SLG: 0.455 (1, 7)												5	1	2	3	0	1	2							
Tony Peña, R OBP: 0.280, SLG: 0.331 (1, 2)												5	0	1	0	0	1	1							
Dale Berra, R OBP: 0.318, SLG: 0.382 (1, 6)												3	0	1	0	2	1	1							
John Candelaria, L OBP: 0.300, SLG: 0.508 Kent Tekulve, R OBP: 0.174, SLG: 0.292 Manny Sarmiento, R OBP: 0.385, SLG: 0.294 Rod Scurry, L OBP: 0.294 (11, 1) (8, 1) (9, PH) (8, 1) (11, PH) (11, 1)												2	0	1	0	1	0	1							
Inning Stats	R: 1 E: 0 K: 1 S: 7	H: 2 LOB: 1 BB: 0 P: 7	R: 0 E: 0 K: 0 S: 3	H: 1 LOB: 0 BB: 0 P: 3	R: 0 E: 0 K: 2 S: 2	H: 1 LOB: 0 BB: 1 P: 6	R: 0 E: 0 K: 2 S: 8	H: 1 LOB: 1 BB: 0 P: 8	R: 0 E: 0 K: 0 S: 5	H: 2 LOB: 3 BB: 1 P: 9	R: 3 E: 0 K: 0 S: 4	H: 2 LOB: 0 BB: 0 P: 12	R: 0 E: 1 K: 0 S: 4	H: 0 LOB: 1 BB: 0 P: 4	R: 0 E: 0 K: 0 S: 3	H: 0 LOB: 0 BB: 0 P: 3	R: 0 E: 0 K: 1 S: 6	H: 1 LOB: 1 BB: 0 P: 6	R: 0 E: 0 K: 2 S: 7	H: 0 LOB: 0 BB: 0 P: 7	1B: 8 2B: 1 3B: 0 HR: 1	SF: 0 SAC: 1 DP: 2 HBP: 0	WP: 0 PB: 0 SB: 0 CS: 2	PA: 46	
PITCHER	IP ERA WLS BF H R ER SO BB IBB HBP BLK WP HR S P ERA WHIP	IP ERA WLS BF H R ER SO BB IBB HBP BLK WP HR S P ERA WHIP	IP ERA WLS BF H R ER SO BB IBB HBP BLK WP HR S P ERA WHIP	IP ERA WLS BF H R ER SO BB IBB HBP BLK WP HR S P ERA WHIP	IP ERA WLS BF H R ER SO BB IBB HBP BLK WP HR S P ERA WHIP	IP ERA WLS BF H R ER SO BB IBB HBP BLK WP HR S P ERA WHIP	IP ERA WLS BF H R ER SO BB IBB HBP BLK WP HR S P ERA WHIP	IP ERA WLS BF H R ER SO BB IBB HBP BLK WP HR S P ERA WHIP	IP ERA WLS BF H R ER SO BB IBB HBP BLK WP HR S P ERA WHIP	IP ERA WLS BF H R ER SO BB IBB HBP BLK WP HR S P ERA WHIP	IP ERA WLS BF H R ER SO BB IBB HBP BLK WP HR S P ERA WHIP	IP ERA WLS BF H R ER SO BB IBB HBP BLK WP HR S P ERA WHIP	IP ERA WLS BF H R ER SO BB IBB HBP BLK WP HR S P ERA WHIP	IP ERA WLS BF H R ER SO BB IBB HBP BLK WP HR S P ERA WHIP	IP ERA WLS BF H R ER SO BB IBB HBP BLK WP HR S P ERA WHIP	IP ERA WLS BF H R ER SO BB IBB HBP BLK WP HR S P ERA WHIP	IP ERA WLS BF H R ER SO BB IBB HBP BLK WP HR S P ERA WHIP	IP ERA WLS BF H R ER SO BB IBB HBP BLK WP HR S P ERA WHIP	IP ERA WLS BF H R ER SO BB IBB HBP BLK WP HR S P ERA WHIP	IP ERA WLS BF H R ER SO BB IBB HBP BLK WP HR S P ERA WHIP	IP ERA WLS BF H R ER SO BB IBB HBP BLK WP HR S P ERA WHIP	IP ERA WLS BF H R ER SO BB IBB HBP BLK WP HR S P ERA WHIP	IP ERA WLS BF H R ER SO BB IBB HBP BLK WP HR S P ERA WHIP	IP ERA WLS BF H R ER SO BB IBB HBP BLK WP HR S P ERA WHIP	IP ERA WLS BF H R ER SO BB IBB HBP BLK WP HR S P ERA WHIP

Pittsburgh Pirates @ Philadelphia Phillies
Veterans Stadium, Philadelphia, PA
Sun Jun 12 1983, 3:33 AM EDT
Att: 37,154 - Unknown


AB	39
R	4
H	10
RBI	4
BB	5
SO	6
LOB	24



Batter	1	2	3	4	5	6	7	8	9	10	11	AB	R	H	RBI	BB	SO	LOB	BOTTOM						
Bob Dernier, R OBP: 0.278, SLG: 0.188 (1, 8)												5	2	2	0	0	0	5							
Von Hayes, L OBP: 0.289, SLG: 0.323 (1, 9)												5	1	2	0	0	2	0							
Gary Matthews, R OBP: 0.339, SLG: 0.366 (1, 7)												4	0	0	1	0	1	1							
Tony Perez, R OBP: 0.302, SLG: 0.447 Mike Schmidt, R OBP: 0.398, SLG: 0.508 Porti Altamirano, R OBP: 0.385, SLG: 0.300 Willie Hernandez, L OBP: 0.385, SLG: 0.358 Ron Reed, R OBP: 0.294 (11, 3) (8, PH) (8, 1) (9, 1) (10, PH) (11, 1)												4	0	1	2	0	1	0							
Bo Diaz, R OBP: 0.288, SLG: 0.345 (1, 2)												5	0	1	0	0	1	1							
Kiko Garcia, R OBP: 0.353, SLG: 0.375 Joe Morgan, L OBP: 0.404, SLG: 0.381 (1, 4) (9, PH) (10, 4)												3	0	0	0	0	1	1							
Joe Lefebvre, L OBP: 0.333, SLG: 0.390 (1, 5)												4	0	1	0	1	1	1							
Ivan De Jesus, R OBP: 0.278, SLG: 0.289 (1, 6)												4	0	1	0	1	2	4							
John Denny, R OBP: 0.179 Tug McGraw, R OBP: 0.317 Pete Rose, S OBP: 0.317 (1, 1) (6, 1) (8, PH) (9, 3)												2	0	1	0	0	1	0							
Inning Stats	R: 1 E: 0 K: 1 S: 6	H: 2 LOB: 0 BB: 0 P: 6	R: 0 E: 0 K: 1 S: 5	H: 0 LOB: 0 BB: 0 P: 5	R: 0 E: 0 K: 2 S: 7	H: 0 LOB: 0 BB: 0 P: 7	R: 0 E: 0 K: 1 S: 5	H: 0 LOB: 0 BB: 0 P: 5	R: 0 E: 0 K: 0 S: 7	H: 0 LOB: 1 BB: 0 P: 7	R: 3 E: 0 K: 0 S: 7	H: 4 LOB: 1 BB: 0 P: 7	R: 0 E: 0 K: 0 S: 5	H: 0 LOB: 2 BB: 2 P: 5	R: 0 E: 0 K: 1 S: 5	H: 2 LOB: 2 BB: 1 P: 12	1B: 8 2B: 2 3B: 0 HR: 0	SF: 1 SAC: 0 DP: 1 HBP: 0	WP: 0 PB: 0 SB: 0 CS: 0	PA: 45					
PITCHER	IP ERA WLS BF H R ER SO BB IBB HBP BLK WP HR S P ERA WHIP	IP ERA WLS BF H R ER SO BB IBB HBP BLK WP HR S P ERA WHIP	IP ERA WLS BF H R ER SO BB IBB HBP BLK WP HR S P ERA WHIP	IP ERA WLS BF H R ER SO BB IBB HBP BLK WP HR S P ERA WHIP	IP ERA WLS BF H R ER SO BB IBB HBP BLK WP HR S P ERA WHIP	IP ERA WLS BF H R ER SO BB IBB HBP BLK WP HR S P ERA WHIP	IP ERA WLS BF H R ER SO BB IBB HBP BLK WP HR S P ERA WHIP	IP ERA WLS BF H R ER SO BB IBB HBP BLK WP HR S P ERA WHIP	IP ERA WLS BF H R ER SO BB IBB HBP BLK WP HR S P ERA WHIP	IP ERA WLS BF H R ER SO BB IBB HBP BLK WP HR S P ERA WHIP	IP ERA WLS BF H R ER SO BB IBB HBP BLK WP HR S P ERA WHIP	IP ERA WLS BF H R ER SO BB IBB HBP BLK WP HR S P ERA WHIP	IP ERA WLS BF H R ER SO BB IBB HBP BLK WP HR S P ERA WHIP	IP ERA WLS BF H R ER SO BB IBB HBP BLK WP HR S P ERA WHIP	IP ERA WLS BF H R ER SO BB IBB HBP BLK WP HR S P ERA WHIP	IP ERA WLS BF H R ER SO BB IBB HBP BLK WP HR S P ERA WHIP	IP ERA WLS BF H R ER SO BB IBB HBP BLK WP HR S P ERA WHIP	IP ERA WLS BF H R ER SO BB IBB HBP BLK WP HR S P ERA WHIP	IP ERA WLS BF H R ER SO BB IBB HBP BLK WP HR S P ERA WHIP	IP ERA WLS BF H R ER SO BB IBB HBP BLK WP HR S P ERA WHIP	IP ERA WLS BF H R ER SO BB IBB HBP BLK WP HR S P ERA WHIP	IP ERA WLS BF H R ER SO BB IBB HBP BLK WP HR S P ERA WHIP	IP ERA WLS BF H R ER SO BB IBB HBP BLK WP HR S P ERA WHIP	IP ERA WLS BF H R ER SO BB IBB HBP BLK WP HR S P ERA WHIP	IP ERA WLS BF H R ER SO BB IBB HBP BLK WP HR S P ERA WHIP

Pittsburgh Pirates @ Philadelphia Phillies
Veterans Stadium, Philadelphia, PA
Sun Jun 12 1983, 3:33 AM EDT
Att: 37,154 - Unknown

AB	40
R	5
H	10
RBI	4
BB	4
SO	11
LOB	16



Batter	1	2	3	4	5	6	7	8	9	AB	R	H	RBI	BB	SO	LOB	TOP			
Joe Morgan, L (1.4) OBP: 0.392, SLG: 0.366	K		G4-6-3	P4			4-3	FC8-6		5	0	0	1	0	1	5	Philadelphia Phillies @ St. Louis Cardinals Busch Stadium, St. Louis, MO Mon Jun 13 1983, 7:05 PM CDT Att: 32,686 - Unknown			
Gary Matthews, R (1.7) Kiko Garcia, R (8.5) OBP: 0.332, SLG: 0.356 OBP: 0.353, SLG: 0.375	K			F8	F3		K	5-3		5	0	0	0	0	2	1				
Mike Schmidt, R (1.5) Greg Gross, L (8.7) OBP: 0.393, SLG: 0.497 OBP: 0.379, SLG: 0.352	K			K2-3	F9			4-3		3	0	0	0	1	2	0				
Tony Perez, R (1.3) Willie Hernandez, L (7.1) OBP: 0.331, SLG: 0.455 OBP: 0.600, SLG: 0.600		6-3								3	1	1	0	1	1	2				
Bo Diaz, R (1.2) OBP: 0.302, SLG: 0.364		E9								1	0	1	0	0	0	0				
Von Hayes, L (1.9) OBP: 0.294, SLG: 0.330		G3								5	2	4	0	0	0	1				
Bob Demier, R (1.8) OBP: 0.300, SLG: 0.250		F7								4	1	2	1	0	0	2				
Ivan De Jesus, R (1.6) OBP: 0.283, SLG: 0.289										3	1	1	1	1	0	0				
Marty Bystrom, R (1.1) Lary Milbourne, S (7, PH) Pete Rose, S (7.3) OBP: 0.417, SLG: 0.300 OBP: 0.271, SLG: 0.273 OBP: 0.320, SLG: 0.320										2	0	2	0	0	0	0				
Inning Stats	R: 0 E: 0 K: 3 S: 9	H: 0 LOB: 0 BB: 0 P: 9	R: 0 E: 1 K: 0 S: 4	H: 1 LOB: 1 BB: 0 P: 4	R: 0 E: 0 K: 0 S: 3	H: 1 LOB: 0 BB: 0 P: 3	R: 3 E: 0 K: 1 S: 10	H: 5 LOB: 3 BB: 1 P: 14	R: 0 E: 0 K: 0 S: 2	H: 0 LOB: 0 BB: 0 P: 3	R: 0 E: 0 K: 0 S: 8	H: 0 LOB: 2 BB: 1 P: 12	R: 3 E: 0 K: 1 S: 9	H: 4 LOB: 1 BB: 0 P: 9	R: 0 E: 0 K: 0 S: 4	H: 2 LOB: 1 BB: 0 P: 4		1B: 10 2B: 3 3B: 0 HR: 0	SF: 0 SAC: 0 DP: 2 HBP: 1	WP: 2 PB: 0 SB: 1 CS: 1
PITCHER	IP	WLS	BF	H	R	ER	SO	BB	IBB	HBP	BLK	WP	HR	S	P	ERA	WHIP			
Dave LaPoint, L (1.1) ERA: 3.02	6.2	L	30	7	3	3	5	1	2	1	0	1	0	36	49	4.05	1.200			
Doug Bair, R (7.1) ERA: 2.93	0.2		4	2	2	2	2	0	0	0	0	1	0	8	8	27.00	3.000			
Bruce Sutter, R (8.1) ERA: 3.32	0.2		4	2	1	1	0	0	0	0	0	0	0	4	4	13.50	3.000			
Dave Vonohien, L (9.1) ERA: 0.55	1.0		4	2	0	0	0	0	0	0	0	0	0	4	4	0.00	2.000			

Batter	1	2	3	4	5	6	7	8	9	AB	R	H	RBI	BB	SO	LOB	BOTTOM					
Tom Herr, S (1.4) OBP: 0.379, SLG: 0.354	6-3									4	0	0	0	0	1	3	Philadelphia Phillies @ St. Louis Cardinals Busch Stadium, St. Louis, MO Mon Jun 13 1983, 7:05 PM CDT Att: 32,686 - Unknown					
Ken Oberkfell, L (1.5) Bruce Sutter, R (8.1) Dave Vonohien, L (9.1) OBP: 0.384, SLG: 0.389 ERA: 2.93	4-3									4	1	1	0	0	0	1						
Keith Hernandez, L (1.3) OBP: 0.343, SLG: 0.419										4	0	1	0	0	0	1						
George Hendrick, R (1.9) OBP: 0.379, SLG: 0.560										3	1	2	1	0	0	0						
Willie McGee, S (1.8) OBP: 0.375, SLG: 0.424	K									4	0	0	0	0	1	3						
Darrell Porter, L (1.2) OBP: 0.366, SLG: 0.473										4	0	1	0	0	1	0						
Dane Iorg, L (1.7) Doug Bair, R (7.1) Mike Ramsey, S (8.5) OBP: 0.333, SLG: 0.407 OBP: 0.324, SLG: 0.341										3	0	1	1	0	1	0						
Ozzie Smith, S (1.6) OBP: 0.267, SLG: 0.254										4	0	1	0	0	1	0						
Dave LaPoint, L (1.1) David Green, R (7.7) OBP: 0.172, SLG: 0.111 OBP: 0.303, SLG: 0.340										1	0	0	0	1	0	0						
Inning Stats	R: 0 E: 0 K: 1 S: 7	H: 2 LOB: 2 BB: 0 P: 7	R: 0 E: 0 K: 2 S: 8	H: 1 LOB: 2 BB: 1 P: 12	R: 1 E: 0 K: 0 S: 4	H: 1 LOB: 0 BB: 0 P: 4	R: 0 E: 0 K: 0 S: 3	H: 0 LOB: 0 BB: 0 P: 3	R: 0 E: 0 K: 1 S: 5	H: 0 LOB: 0 BB: 0 P: 5	R: 1 E: 0 K: 0 S: 5	H: 3 LOB: 2 BB: 0 P: 5	R: 0 E: 0 K: 1 S: 6	H: 1 LOB: 1 BB: 0 P: 6	R: 0 E: 0 K: 0 S: 3	H: 0 LOB: 0 BB: 0 P: 3		R: 0 E: 0 K: 0 S: 3	H: 0 LOB: 0 BB: 0 P: 3	1B: 7 2B: 1 3B: 0 HR: 0	SF: 1 SAC: 0 DP: 0 HBP: 0	WP: 0 PB: 0 SB: 2 CS: 0
PITCHER	IP	WLS	BF	H	R	ER	SO	BB	IBB	HBP	BLK	WP	HR	S	P	ERA	WHIP					
Marty Bystrom, R (1.1) ERA: 5.71	6.0	W	25	7	2	2	4	1	0	0	0	0	0	32	36	3.00	1.333					
Willie Hernandez, L (7.1) ERA: 2.08	3.0	S	10	1	0	0	1	0	0	0	0	0	0	12	12	0.00	0.333					



Batter	1	2	3	4	5	6	7	8	9	AB	R	H	RBI	BB	SO	LOB	TOP						
Joe Morgan, L OBP: 0.398, SLG: 0.385	F7	L4								4	1	2	0	1	0	1	Philadelphia Phillies @ St. Louis Cardinals Busch Stadium, St. Louis, MO Tue Jun 14 1983, 7:05 PM CDT Att: 28,813 - Unknown						
Von Hayes, L OBP: 0.301, SLG: 0.356			4-3							4	1	2	0	0	0	1							
Al Holland, R Bo Diaz, R OBP: 0.346, SLG: 0.368	6-3									0	0	0	0	0	0	0							
Mike Schmidt, R OBP: 0.393, SLG: 0.492 Porfi Altamirano, R	6-3									4	0	1	1	1	0	1							
Tony Perez, R OBP: 0.329, SLG: 0.449	K									4	0	1	0	0	2	1							
Gary Matthews, R OBP: 0.335, SLG: 0.356										3	0	1	0	1	0	0							
Bob Demier, R Ron Reed, R Joe Lefebvre, L OBP: 0.279, SLG: 0.231	FC6									3	1	0	0	0	1	3							
Ozzie Virgil, R Pete Rose, S OBP: 0.319, SLG: 0.319	5-3									1	0	0	0	0	0	0							
Ivan De Jesus, R Lary Milbourne, S OBP: 0.284, SLG: 0.290										3	1	1	1	0	1	3							
Charles Hudson, S Tug McGraw, R Greg Gross, L OBP: 0.368, SLG: 0.339										2	0	1	1	0	0	0							
Inning Stats	R: 1 E: 0 K: 1 S: 6	H: 1 LOB: 0 BB: 0 P: 6	R: 2 E: 0 K: 0 S: 5	H: 2 LOB: 1 BB: 1 P: 9	R: 0 E: 0 K: 0 S: 3	H: 1 LOB: 0 BB: 0 P: 3	R: 0 E: 0 K: 0 S: 3	H: 0 LOB: 0 BB: 0 P: 3	R: 0 E: 0 K: 0 S: 4	H: 2 LOB: 2 BB: 0 P: 4	R: 0 E: 0 K: 2 S: 10	H: 3 LOB: 3 BB: 0 P: 10	R: 0 E: 0 K: 1 S: 4	H: 0 LOB: 1 BB: 2 P: 12	R: 0 E: 0 K: 1 S: 6	H: 1 LOB: 1 BB: 0 P: 6		R: 1 E: 1 K: 0 S: 5	H: 2 LOB: 1 BB: 0 P: 5	1B: 9 2B: 2 3B: 1 HR: 0	SF: 0 SAC: 0 DP: 1 HBP: 0	WP: 0 PB: 0 SB: 0 CS: 0	PA: 40
PITCHER	IP	WLS	BF	H	R	ER	SO	BB	IBB	HBP	BLK	WP	HR	S	P	ERA		WHIP					
Joaquin Andujar, R ERA: 3.59	8.2		37	11	4	4	5	2	1	0	0	0	0	44	56	4.15		1.500					
Bruce Sutter, R ERA: 3.29	0.1	W	2	1	0	0	0	0	0	0	0	0	0	2	2	0.00	3.000						

Batter	1	2	3	4	5	6	7	8	9	AB	R	H	RBI	BB	SO	LOB	BOTTOM						
Tom Herr, S OBP: 0.392, SLG: 0.373	K									4	3	3	0	1	1	0	Philadelphia Phillies @ St. Louis Cardinals Busch Stadium, St. Louis, MO Tue Jun 14 1983, 7:05 PM CDT Att: 28,813 - Unknown						
Ken Oberkfell, L Floyd Rayford, R OBP: 0.379, SLG: 0.383	K									3	0	0	0	0	1	2							
Keith Hernandez, L OBP: 0.352, SLG: 0.431	1-3									3	1	2	2	2	0	0							
George Hendrick, R OBP: 0.384, SLG: 0.559	K									4	0	2	2	1	2	1							
Willie McGee, S OBP: 0.372, SLG: 0.420	F9									4	0	1	1	0	1	3							
Darrell Porter, L OBP: 0.396, SLG: 0.465										3	0	0	0	1	0	3							
Dane Iorg, L David Green, R OBP: 0.306, SLG: 0.343	G3									2	0	0	0	0	0	1							
Ozzie Smith, S OBP: 0.266, SLG: 0.254										2	0	1	0	0	0	2							
Joaquin Andujar, S Bruce Sutter, R										4	1	1	0	0	1	1							
Inning Stats	R: 0 E: 0 K: 2 S: 7	H: 0 LOB: 0 BB: 0 P: 7	R: 0 E: 0 K: 1 S: 5	H: 0 LOB: 1 BB: 1 P: 9	R: 0 E: 0 K: 1 S: 5	H: 1 LOB: 1 BB: 0 P: 4	R: 0 E: 0 K: 1 S: 5	H: 0 LOB: 1 BB: 1 P: 9	R: 0 E: 0 K: 0 S: 6	H: 0 LOB: 0 BB: 0 P: 5	R: 2 E: 0 K: 0 S: 6	H: 3 LOB: 2 BB: 1 P: 10	R: 2 E: 0 K: 1 S: 8	H: 3 LOB: 2 BB: 1 P: 12	R: 0 E: 0 K: 1 S: 6	H: 1 LOB: 1 BB: 0 P: 6		R: 1 E: 0 K: 0 S: 3	H: 2 LOB: 2 BB: 1 P: 7	1B: 8 2B: 1 3B: 1 HR: 0	SF: 0 SAC: 2 DP: 0 HBP: 0	WP: 0 PB: 0 SB: 2 CS: 0	PA: 40
PITCHER	IP	WLS	BF	H	R	ER	SO	BB	IBB	HBP	BLK	WP	HR	S	P	ERA		WHIP					
Charles Hudson, R ERA: 2.92	5.1		23	4	2	2	5	3	0	0	0	0	0	30	42	3.38		1.312					
Tug McGraw, L ERA: 2.65	0.1		1	0	0	0	0	0	0	0	0	0	0	1	1	0.00		0.000					
Ron Reed, R ERA: 2.21	0.2		3	1	1	1	0	0	0	0	0	0	0	3	3	13.50	1.500						
Al Holland, L ERA: 2.16	1.2		9	3	1	1	2	0	1	0	0	0	0	12	16	5.40	1.800						
Porfi Altamirano, R ERA: 4.05	0.1	L	4	2	1	1	0	0	1	0	0	0	0	3	7	27.00	6.000						

AB 36
R 4
H 12
RBI 4
BB 3
SO 5
LOB 12



AB 33
R 5
H 10
RBI 5
BB 5
SO 7
LOB 16



Batter	1	2	3	4	5	6	7	8	9	AB	R	H	RBI	BB	SO	LOB	TOP										
Joe Morgan, L OBP: 0.392, SLG: 0.379	F7	K		1B			F9		F8	5	0	1	0	0	1	1											
Von Hayes, L OBP: 0.314, SLG: 0.400	1B	BB	1B	2B	4-3		HR		G3	4	3	2	2	1	0	0											
Mike Schmidt, R OBP: 0.393, SLG: 0.486	F9		K		6-3		1B		1B	4	1	1	0	1	1	2											
Bob Dernier, R OBP: 0.279, SLG: 0.231	1-2						2B		1B	0	0	0	0	0	0	0											
Tony Perez, R OBP: 0.339, SLG: 0.453	1B	BB	G3	1B	K		2B		4-3	3	1	2	1	1	1	0											
Pete Rose, S OBP: 0.317, SLG: 0.317	E		2H				1-2		1B	1	0	0	0	0	0	1											
Gary Matthews, R OBP: 0.338, SLG: 0.364	1-2	2H	G3		K		1-3		2B	4	0	2	2	0	1	1											
Bo Diaz, R OBP: 0.299, SLG: 0.360	E5		F8		F9		6-3			4	0	0	0	0	0	5											
Joe Lefebvre, L OBP: 0.340, SLG: 0.391	6-3			L6		4-3			CS	4	0	1	0	0	0	2											
Ivan De Jesus, R OBP: 0.283, SLG: 0.289		6-3		F8			HR		F8	4	1	1	0	0	0	1											
Steve Carlton, L OBP: 0.209, SLG: 0.286		4-3					L8		L1	4	0	1	0	0	0	1											
Al Holland, R				1B						0	0	0	0	0	0	0											
Inning Stats	R: 2 E: 1 K: 0 S: 5	H: 1 LOB: 2 BB: 2 P: 13	R: 0 E: 0 K: 1 S: 5	H: 0 LOB: 0 BB: 0 P: 5	R: 1 E: 0 K: 1 S: 7	H: 2 LOB: 1 BB: 0 P: 7	R: 0 E: 0 K: 0 S: 4	H: 2 LOB: 2 BB: 0 P: 4	R: 0 E: 0 K: 1 S: 5	H: 0 LOB: 0 BB: 0 P: 5	R: 0 E: 0 K: 1 S: 7	H: 4 LOB: 3 BB: 1 P: 11	R: 0 E: 0 K: 0 S: 3	H: 1 LOB: 2 BB: 0 P: 3	R: 0 E: 0 K: 0 S: 4	H: 1 LOB: 2 BB: 0 P: 4	1B: 8 2B: 2 3B: 0 HR: 1	SF: 0 SAC: 0 DP: 0 HBP: 0	WP: 0 PB: 0 SB: 2 CS: 1	PA: 40							
PITCHER	IP	WLS	BF	H	R	ER	SO	BB	IBB	HBP	BLK	WP	HR	S	P	ERA	WHIP										
John Stuper, R ERA: 3.94	(1, 1)	6.2	31	8	6	5	4	3	0	0	0	0	1	36	48	6.75	1.650										
Doug Bair, R ERA: 2.89	(7, 1)	0.1	2	1	0	0	0	0	0	0	0	0	0	2	2	0.00	3.000										
Kevin Hagen, R ERA: 4.15	(8, 1)	1.0	W	3	1	0	0	0	0	0	0	0	0	3	3	0.00	1.000										
Bruce Sutter, R ERA: 3.2	(9, 1)	1.0	S	4	1	0	0	0	0	0	0	0	0	4	4	0.00	1.000										

Philadelphia Phillies @ St. Louis Cardinals
 Busch Stadium, St. Louis, MO
 Wed Jun 15 1983, 7:05 PM CDT
 Att: 37,368 - Unknown

AB	37
R	6
H	11
RBI	5
BB	3
SO	4
LOB	14



Batter	1	2	3	4	5	6	7	8	9	AB	R	H	RBI	BB	SO	LOB	BOTTOM											
Ozzie Smith, S OBP: 0.269, SLG: 0.263	4-3		K		4-3		5-3	1B		4	1	1	1	1	1	0												
David Green, R OBP: 0.310, SLG: 0.346	K		5-3		4-3		FC5-4	BB		5	0	2	2	0	1	0												
Willie McGee, S OBP: 0.370, SLG: 0.416	1B		K		K		FC5-4	1B		4	0	1	0	0	2	1												
George Hendrick, R OBP: 0.391, SLG: 0.568	1B			L7		2B		4-3		4	2	3	0	0	0	0												
Floyd Rayford, R OBP: 0.400, SLG: 0.600	K		5-3		5-3		FC4-5	1B		4	0	2	1	0	1	2												
Ken Oberkfell, L OBP: 0.379, SLG: 0.383	K					2B		4-3		0	1	0	0	0	0	0												
Tom Herr, S OBP: 0.389, SLG: 0.370			F9		1B		FC4-5	4-3		4	0	1	0	0	0	3												
Dane Iorg, L OBP: 0.333, SLG: 0.490				F7			F8	4-3		4	1	2	1	0	0	2												
Glenn Brummer, R OBP: 0.375, SLG: 0.409			F9		SH1-4		K	4-3		3	1	0	1	1	1	3												
John Stuper, R OBP: 0.246, SLG: 0.208			G3		SH1-4			BB		1	0	0	0	0	0	1												
Doug Bair, R OBP: 0.444, SLG: 0.286								1B		0	0	0	0	0	0	0												
Rafael Santana, R OBP: 0.286, SLG: 0.286								1B		1	0	0	0	0	0	0												
Kevin Hagen, R OBP: 0.362, SLG: 0.468								1B		0	0	0	0	0	0	0												
Darrell Porter, L OBP: 0.262, SLG: 0.448								1B		0	0	0	0	0	0	0												
Bruce Sutter, R								1B		0	0	0	0	0	0	0												
Inning Stats	R: 0 E: 0 K: 2 S: 9	H: 2 LOB: 2 BB: 0 P: 9	R: 0 E: 0 K: 0 S: 4	H: 1 LOB: 1 BB: 0 P: 4	R: 0 E: 0 K: 2 S: 7	H: 0 LOB: 0 BB: 0 P: 7	R: 0 E: 0 K: 0 S: 4	H: 1 LOB: 1 BB: 0 P: 4	R: 2 E: 0 K: 1 S: 6	H: 1 LOB: 0 BB: 1 P: 10	R: 1 E: 0 K: 1 S: 7	H: 2 LOB: 1 BB: 0 P: 7	R: 0 E: 0 K: 1 S: 6	H: 1 LOB: 1 BB: 0 P: 6	R: 4 E: 0 K: 0 S: 7	H: 5 LOB: 2 BB: 1 P: 11	1B: 10 2B: 2 3B: 1 HR: 0	SF: 0 SAC: 1 DP: 0 HBP: 0	WP: 0 PB: 0 SB: 0 CS: 0	PA: 38								
PITCHER	IP	WLS	BF	H	R	ER	SO	BB	IBB	HBP	BLK	WP	HR	S	P	ERA	WHIP											
Steve Carlton, L ERA: 3.09	(1, 1)	7.2	L	36	12	7	7	12	7	7	7	1	0	0	0	5	8.22	1.696										
Al Holland, L ERA: 2.13	(8, 1)	0.1	2	1	0	0	0	1	0	0	0	0	0	1	5	0.00	6.000											

Philadelphia Phillies @ St. Louis Cardinals
 Busch Stadium, St. Louis, MO
 Wed Jun 15 1983, 7:05 PM CDT
 Att: 37,368 - Unknown

AB	35
R	7
H	13
RBI	7
BB	2
SO	7
LOB	12



Batter	1	2	3	4	5	6	7	8	9	AB	R	H	RBI	BB	SO	LOB	TOP										
Joe Morgan, L (1,4) OBP: 0.389, SLG: 0.371	K			1-3		F7		S BB		3	0	0	0	1	1	0	Philadelphia Phillies @ Pittsburgh Pirates Three Rivers Stadium, Pittsburgh, PA Fri Jun 17 1983, 7:05 PM EDT Att: 19,814 - Unknown										
Bob Dernier, R (8,FR) OBP: 0.279, SLG: 0.231										0	0	0	0	0	0	0											
Kiko Garcia, R (8,4) OBP: 0.353, SLG: 0.375										0	0	0	0	0	0	0											
Gary Matthews, R (1,7) OBP: 0.336, SLG: 0.366	K			2B		K		L9		4	0	1	0	0	2	1											
Mike Schmidt, R (1,5) OBP: 0.386, SLG: 0.476	K			P4		K		L5		4	0	0	0	0	2	3											
Tony Perez, R (1,3) OBP: 0.337, SLG: 0.448		L8		K						4	0	1	0	0	1	1											
Bo Diaz, R (1,2) OBP: 0.303, SLG: 0.368		5-3								4	1	2	0	0	0	0											
Von Hayes, L (1,9) OBP: 0.320, SLG: 0.398										3	0	1	0	1	2	3											
Garry Maddox, R (1,8) OBP: 0.292, SLG: 0.372		CS BB		F9		E5		F9		4	0	0	0	0	1	4											
Ivan De Jesus, R (1,6) OBP: 0.278, SLG: 0.286				L8		SF8		L4		2	0	0	1	0	0	2											
John Denny, R (1,1) OBP: 0.194, SLG: 0.167										2	0	0	0	0	0	1											
Pete Rose, S (8,PH) OBP: 0.316, SLG: 0.315				F8		F8				1	0	0	0	0	0	0											
Willie Hernandez, L (8,1) OBP: 0.600, SLG: 0.600								4-3		0	0	0	0	0	0	0											
Inning Stats	R: 0 E: 0 K: 3 S: 9	H: 0 LOB: 0 BB: 0 P: 9	R: 0 E: 0 K: 0 S: 2	H: 0 LOB: 0 BB: 1 P: 6	R: 0 E: 0 K: 0 S: 3	H: 0 LOB: 0 BB: 0 P: 3	R: 0 E: 0 K: 1 S: 6	H: 1 LOB: 1 BB: 0 P: 6	R: 1 E: 1 K: 1 S: 7	H: 1 LOB: 1 BB: 0 P: 7	R: 0 E: 0 K: 2 S: 7	H: 0 LOB: 0 BB: 0 P: 7	R: 0 E: 0 K: 1 S: 7	H: 2 LOB: 2 BB: 0 P: 7	R: 0 E: 0 K: 0 S: 3	H: 0 LOB: 2 BB: 1 P: 7	R: 0 E: 0 K: 1 S: 6	H: 1 LOB: 1 BB: 0 P: 6	1B: 3 2B: 2 3B: 0 HR: 0	SF: 1 SAC: 0 DP: 0 HBP: 0	WP: 0 PA: 35 PB: 0 SB: 1 CS: 1						
PITCHER	IP	WLS	BF	H	R	ER	SO	BB	IBB	HBP	BLK	WP	HR	S	P	ERA	WHIP										
John Candelaria, L (1,1) ERA: 4.33	7.0	W	26	4	1	0	8	1	0	0	0	0	0	41	45	0.00	0.714										
Manny Sarmiento, R (8,1) ERA: 3.27	0.1		2	0	0	0	0	1	0	0	0	0	0	1	5	0.00	3.000										
Kent Tekulve, R (8,1) ERA: 1.8	1.2	S	6	1	0	0	1	0	0	0	0	0	0	8	8	0.00	0.600										

Batter	1	2	3	4	5	6	7	8	9	AB	R	H	RBI	BB	SO	LOB	BOTTOM										
Marvell Wynne, L (1,8) OBP: 0.444, SLG: 0.375	FC4-6 1B		L4		4-3					4	0	2	0	0	0	0	Philadelphia Phillies @ Pittsburgh Pirates Three Rivers Stadium, Pittsburgh, PA Fri Jun 17 1983, 7:05 PM EDT Att: 19,814 - Unknown										
Johnny Ray, S (1,4) OBP: 0.324, SLG: 0.389	FC4-6 1-2 FC4-6		CS 1B		F8		F7			4	0	1	0	0	0	2											
Bill Madlock, R (1,5) OBP: 0.361, SLG: 0.409	FC4-6 1-2		5-3				CS 1B			4	0	1	0	0	0	2											
Jason Thompson, L (1,3) OBP: 0.377, SLG: 0.419	1-3			4-3	CS 1-2	F5				3	0	0	0	1	0	1											
Mike Easter, L (1,7) OBP: 0.378, SLG: 0.449		F8								3	1	2	0	0	0	0											
Lee Lacy, R (8,PH) OBP: 0.299, SLG: 0.351				3B 1B		1B 1B		K		1	0	0	0	0	1	1											
Dave Parker, L (1,9) OBP: 0.281, SLG: 0.367		3-1			E 3B		1-3 1B			4	1	2	1	0	0	1											
Tony Peña, R (1,2) OBP: 0.286, SLG: 0.335				E2 G3		4-3				2	0	0	0	1	0	1											
Dale Berra, R (1,6) OBP: 0.311, SLG: 0.377				G3				5-3		2	0	0	0	1	0	1											
John Candelaria, L (1,1) OBP: 0.250, SLG: 0.192								4-3		2	0	0	0	0	2	3											
Lee Mazzilli, S (7,PH) OBP: 0.416, SLG: 0.410										1	0	0	0	0	0	0											
Manny Sarmiento, R (8,1) OBP: 0.416, SLG: 0.410										0	0	0	0	0	0	0											
Kent Tekulve, R (8,1) OBP: 0.416, SLG: 0.410										0	0	0	0	0	0	0											
Inning Stats	R: 0 E: 0 K: 0 S: 4	H: 1 LOB: 1 BB: 0 P: 4	R: 0 E: 0 K: 1 S: 5	H: 0 LOB: 2 BB: 2 P: 13	R: 0 E: 0 K: 0 S: 3	H: 0 LOB: 0 BB: 0 P: 3	R: 2 E: 1 K: 1 S: 8	H: 2 LOB: 1 BB: 0 P: 8	R: 0 E: 0 K: 0 S: 3	H: 1 LOB: 0 BB: 0 P: 3	R: 0 E: 0 K: 0 S: 4	H: 2 LOB: 1 BB: 0 P: 4	R: 0 E: 0 K: 0 S: 4	H: 1 LOB: 1 BB: 0 P: 4	R: 0 E: 0 K: 1 S: 5	H: 0 LOB: 1 BB: 1 P: 9	1B: 7 2B: 0 3B: 1 HR: 0	SF: 0 SAC: 0 DP: 0 HBP: 0	WP: 0 PA: 34 PB: 0 SB: 0 CS: 2								
PITCHER	IP	WLS	BF	H	R	ER	SO	BB	IBB	HBP	BLK	WP	HR	S	P	ERA	WHIP										
John Denny, R (1,1) ERA: 2.36	7.0	L	29	8	2	1	2	2	0	0	0	0	0	31	39	1.29	1.429										
Willie Hernandez, L (8,1) ERA: 2.02	1.0		4	0	0	0	1	1	0	0	0	0	0	5	9	0.00	1.000										

Batter	1	2	3	4	5	6	7	8	9	AB	R	H	RBI	BB	SO	LOB	TOP								
Joe Morgan, L OBP: 0.383, SLG: 0.358 Bob Dernier, R OBP: 0.295, SLG: 0.250	6-3		1B		K	SF9		BB	1-3 PB	3	1	1	1	1	1	1	Philadelphia Phillies @ Pittsburgh Pirates Three Rivers Stadium, Pittsburgh, PA Sun Jun 19 1983, 3:33 AM EDT Att: 19,369 - Unknown								
Pete Rose, S OBP: 0.327, SLG: 0.332	P4		1B		WP	L8		1B BB	1-3	4	2	1	3	2	0	2									
Gary Matthews, R Greg Gross, L OBP: 0.371, SLG: 0.345	6-3		6-3		K			FC5-4	SF8	4	0	1	1	0	1	4									
Tony Perez, R Larry Milbourne, S OBP: 0.292, SLG: 0.263		L3			WP			F9	P4	5	1	2	2	0	0	3									
Mike Schmidt, R Kiko Garcia, R OBP: 0.353, SLG: 0.375					1B	2B		FC5-4		4	1	2	2	2	1	2									
Von Hayes, L OBP: 0.338, SLG: 0.402						IBB		1-2	HR	0	0	0	0	0	0	0									
Ozzie Virgil, R OBP: 0.311, SLG: 0.512					5-3	P5		1B	HR	4	1	1	0	1	1	4									
Ivan De Jesus, R OBP: 0.296, SLG: 0.306								1B	HR	6	2	3	4	0	3	5									
Charles Hudson, S OBP: 0.333, SLG: 0.200									SH	5	2	3	0	0	0	1									
Inning Stats	R: 0 E: 0 K: 0 S: 3	H: 0 LOB: 0 BB: 0 P: 3	R: 0 E: 0 K: 1 S: 4	H: 0 LOB: 1 BB: 1 P: 8	R: 1 E: 0 K: 2 S: 10	H: 3 LOB: 2 BB: 0 P: 10	R: 1 E: 0 K: 1 S: 7	H: 2 LOB: 1 BB: 0 P: 7	R: 2 E: 0 K: 2 S: 8	H: 1 LOB: 2 BB: 3 P: 20	R: 1 E: 0 K: 0 S: 5	H: 2 LOB: 1 BB: 0 P: 5	R: 0 E: 0 K: 1 S: 7	H: 2 LOB: 2 BB: 0 P: 7	R: 7 E: 1 K: 0 S: 7	H: 3 LOB: 0 BB: 3 P: 19		R: 2 E: 0 K: 1 S: 8	H: 3 LOB: 3 BB: 1 P: 13	1B: 14 2B: 2 3B: 0 HR: 1	SF: 2 SAC: 2 DP: 1 HBP: 1	WP: 2 PB: 1 SB: 0 CS: 0	PA: 52		
PITCHER	IP	WLS	BF	H	R	ER	SO	BB	IBB	HBP	BLK	WP	HR	S	P	ERA	WHIP								
Larry McWilliams, L ERA: 3.25 Manny Sarmiento, R ERA: 3.25 Rod Scurrey, L ERA: 5.4	(1, 1)	7.0	L	34	10	5	7	3	1	0	0	2	0	44	60	6.43	1.857								
Marvell Wynne, L OBP: 0.353, SLG: 0.500	F8																4	1	2	1	0	0	0	Philadelphia Phillies @ Pittsburgh Pirates Three Rivers Stadium, Pittsburgh, PA Sun Jun 19 1983, 3:33 AM EDT Att: 19,369 - Unknown	
Johnny Ray, S OBP: 0.312, SLG: 0.373	F7																4	0	0	0	0	0	1		
Bill Madlock, R OBP: 0.360, SLG: 0.405	1B																4	0	2	0	0	0	1		
Jason Thompson, L OBP: 0.377, SLG: 0.415	4-3																4	0	1	0	0	1	3		
Mike Easter, L OBP: 0.374, SLG: 0.441 Rod Scurrey, L (9, 1)	1B																4	0	1	0	0	0	2		
Dave Parker, L OBP: 0.285, SLG: 0.369	F7																4	0	0	0	0	0	1		
Tony Peña, R OBP: 0.284, SLG: 0.344	F7																4	1	1	1	0	0	1		
Dale Berra, R OBP: 0.322, SLG: 0.381	1B																3	0	1	0	1	1	0		
Larry McWilliams, L OBP: 0.171, SLG: 0.176 Lee Mazzilli, S OBP: 0.412, SLG: 0.406 Manny Sarmiento, R OBP: 0.371, SLG: 0.378	K																2	0	0	0	0	2	3		
Inning Stats	R: 0 E: 0 K: 0 S: 4	H: 1 LOB: 1 BB: 0 P: 4	R: 0 E: 0 K: 1 S: 7	H: 2 LOB: 2 BB: 0 P: 7	R: 1 E: 0 K: 1 S: 7	H: 2 LOB: 1 BB: 0 P: 7	R: 0 E: 0 K: 1 S: 5	H: 0 LOB: 1 BB: 1 P: 9	R: 0 E: 0 K: 0 S: 4	H: 1 LOB: 1 BB: 0 P: 4	R: 0 E: 0 K: 0 S: 3	H: 0 LOB: 0 BB: 0 P: 3	R: 0 E: 0 K: 0 S: 4	H: 0 LOB: 0 BB: 0 P: 3	R: 0 E: 0 K: 0 S: 4	H: 1 LOB: 1 BB: 0 P: 4	R: 1 E: 0 K: 2 S: 8	H: 1 LOB: 0 BB: 0 P: 8	1B: 6 2B: 0 3B: 0 HR: 2	SF: 0 SAC: 0 DP: 0 HBP: 0	WP: 0 PB: 1 SB: 0 CS: 0	PA: 36			
PITCHER	IP	WLS	BF	H	R	ER	SO	BB	IBB	HBP	BLK	WP	HR	S	P	ERA	WHIP								
Charles Hudson, R ERA: 2.67	(1, 1)	9.0	W	36	8	2	5	1	0	0	0	0	2	45	49	2.00	1.000								



Batter	1	2	3	4	5	6	7	8	9	AB	R	H	RBI	BB	SO	LOB	TOP			
Joe Morgan, L OBP: 0.375, SLG: 0.348 (1, 4)	L9		F9		F4			F4		4	0	0	0	0	0	1	Philadelphia Phillies @ Montreal Expos Olympic Stadium, Montreal, QB Mon Jun 20 1983, 7:05 PM EDT Att: 24,171 - Unknown			
Pete Rose, S OBP: 0.326, SLG: 0.327 Ron Reed, R (8, 1)	F7		BB			G3		F4-3		3	0	0	0	1	0	1				
Von Hayes, L OBP: 0.328, SLG: 0.388 (1, 8)	1-3		F4			K		F4-3		4	0	0	0	0	1	1				
Tony Perez, R OBP: 0.335, SLG: 0.442 (1, 3)		6-3			K		F9		6-3	4	0	0	0	0	1	0				
Mike Schmidt, R OBP: 0.387, SLG: 0.460 (1, 5)	F8				BB		F9		K	3	0	0	0	1	1	0				
Gary Matthews, R OBP: 0.339, SLG: 0.388 (1, 7)	HBP 1B		F9				F1-4-3 1B			3	0	2	0	0	0	1				
Ozzie Virgil, R OBP: 0.313, SLG: 0.489 (1, 2)	1-2 HBP		L7				F1-4-3 1-2			2	0	0	0	0	0	2				
Ivan De Jesus, R OBP: 0.291, SLG: 0.301 (1, 6)	F3				F4-3			5-3		3	0	0	0	0	0	2				
Steve Carlton, L OBP: 0.200, SLG: 0.273 Porky Altamirano, R (5, 1) Greg Gross, L OBP: 0.380, SLG: 0.356 (8, PH) (8, 9)	1-3				F8			1B		2	0	0	0	0	0	0				
										1	0	1	0	0	0	0				
Inning Stats	R: 0 E: 0 K: 0 S: 3	H: 0 LOB: 0 BB: 0 P: 3	R: 0 E: 0 K: 0 S: 4	H: 1 LOB: 2 BB: 0 P: 5	R: 0 E: 0 K: 0 S: 3	H: 0 LOB: 1 BB: 1 P: 7	R: 0 E: 0 K: 1 S: 5	H: 0 LOB: 0 BB: 0 P: 3	R: 0 E: 0 K: 1 S: 5	H: 0 LOB: 0 BB: 0 P: 5	R: 0 E: 0 K: 0 S: 3	H: 1 LOB: 0 BB: 0 P: 3	R: 0 E: 0 K: 0 S: 4	H: 1 LOB: 0 BB: 0 P: 4	R: 0 E: 0 K: 1 S: 5	H: 0 LOB: 0 BB: 0 P: 5	1B: 3 2B: 0 3B: 0 HR: 0	SF: 0 SAC: 0 DP: 1 HBP: 1	WP: 0 PB: 0 SB: 0 CS: 0	PA: 32
PITCHER Ray Burris, R ERA: 2.21 (1, 1)	IP: 9.0 WLS: W BF: 32 H: 3 R: 0 ER: 0 SO: 3 BB: 2 IBB: 0 HBP: 1 BLK: 0 WP: 0 HR: 0 S: 35 P: 44 ERA: 0.00 WHIP: 0.556															PITCHER				

Batter	1	2	3	4	5	6	7	8	9	AB	R	H	RBI	BB	SO	LOB	BOTTOM			
Tim Raines, S OBP: 0.372, SLG: 0.378 (1, 7)	S 1B	6-3			S 1B	4-3				3	2	1	0	1	0	2	Philadelphia Phillies @ Montreal Expos Olympic Stadium, Montreal, QB Mon Jun 20 1983, 7:05 PM EDT Att: 24,171 - Unknown			
Chris Speier, R OBP: 0.380, SLG: 0.363 (1, 6)	FC3-6 1B	BB			BB		K			1	1	0	0	3	1	0				
Andre Dawson, R OBP: 0.349, SLG: 0.590 (1, 8)	FC3-6 1B	G4-3			BB		HR			4	1	3	3	0	0	2				
Al Oliver, L OBP: 0.358, SLG: 0.441 Terry Francona, L OBP: 0.200, SLG: 0.246 (8, 3)	FC3-6 1B				K		F8			4	0	1	0	0	1	4				
Tim Wallach, R OBP: 0.335, SLG: 0.443 (1, 5)	1-3 1B				K		6-3			0	0	0	0	0	0	0				
Gary Carter, R OBP: 0.303, SLG: 0.385 (1, 2)	1-3 1B				F7					4	0	1	1	0	0	3				
Mike Vail, R OBP: 0.191, SLG: 0.261 Jerry White, S OBP: 0.217, SLG: 0.053 (8, PH) (9, 9)	K				F8		G3			4	0	1	0	0	0	2				
Mike Vail, R OBP: 0.191, SLG: 0.261 Jerry White, S OBP: 0.217, SLG: 0.053 (8, PH) (9, 9)	K				6-3		F5			3	0	0	0	0	1	2				
Doug Flynn, R OBP: 0.237, SLG: 0.253 (1, 4)		2B			F6-3		F6-3			4	1	1	0	0	0	1				
Ray Burris, R OBP: 0.400, SLG: 0.533 (1, 1)		6-3 2B			K			K		4	0	2	1	0	2	1				
Inning Stats	R: 2 E: 0 K: 1 S: 8	H: 3 LOB: 2 BB: 1 P: 12	R: 1 E: 0 K: 0 S: 4	H: 2 LOB: 1 BB: 1 P: 8	R: 0 E: 0 K: 0 S: 3	H: 1 LOB: 0 BB: 0 P: 3	R: 0 E: 0 K: 1 S: 5	H: 0 LOB: 0 BB: 0 P: 5	R: 1 E: 0 K: 1 S: 6	H: 2 LOB: 2 BB: 2 P: 14	R: 0 E: 0 K: 0 S: 4	H: 1 LOB: 1 BB: 0 P: 4	R: 1 E: 0 K: 1 S: 6	H: 1 LOB: 0 BB: 0 P: 6	R: 0 E: 0 K: 1 S: 5	H: 0 LOB: 1 BB: 1 P: 9	1B: 7 2B: 2 3B: 0 HR: 1	SF: 0 SAC: 0 DP: 2 HBP: 0	WP: 0 PB: 0 SB: 2 CS: 0	PA: 36
PITCHER Steve Carlton, L ERA: 3.27 Porky Altamirano, R ERA: 3.97 Ron Reed, R ERA: 2.2 (1, 1) (5, 1) (8, 1)	IP: 4.1 WLS: L BF: 22 H: 7 R: 4 ER: 4 SO: 3 BB: 4 IBB: 0 HBP: 0 BLK: 0 WP: 0 HR: 0 S: 24 P: 40 ERA: 8.31 WHIP: 2.538															PITCHER				

Batter	1	2	3	4	5	6	7	8	9	AB R H RBI BB SO LOB	TOP											
Pete Rose, S OBP: 0.327, SLG: 0.325 (1, 3)	0-0 6-3		0-0 E 1B		4-0 FC6-4 BB	0-0 4-3			0-0 6-3	4 1 1 0 1 0 2	Philadelphia Phillies @ Montreal Expos Olympic Stadium, Montreal, QB Tue Jun 21 1983, 7:05 PM EDT Unknown											
Gary Matthews, R OBP: 0.337, SLG: 0.359 Bob Dernier, R OBP: 0.289, SLG: 0.244 (1, 7) (8, 7)	0-0 HR		0-0 E6 HR		0-0 FC6-4 1-2	0-0 1-3			0-0 6-3	4 2 1 1 0 0 1 1 0 0 0 0 0 0												
Joe Morgan, L OBP: 0.371, SLG: 0.363 (1, 4)	0-3 K		0-0 HR		0-3 K	0-0 L9			0-0 4-3	5 1 1 2 0 2 1												
Mike Schmidt, R OBP: 0.389, SLG: 0.475 Kiko Garcia, R OBP: 0.353, SLG: 0.375 (1, 5) (8, 5)	0-3 K		0-3 K			0-0 E 1B 2B				4 2 2 1 0 2 0 0 0 0 0 0 0 0												
Von Hayes, L OBP: 0.333, SLG: 0.400 (1, 9)		0-3 K		0-0 1B G6-4-3 2B		0-0 E1 S 2B 1B			0-0 4-3	4 2 2 0 0 1 0												
Gary Maddox, R OBP: 0.307, SLG: 0.397 (1, 8)		0-0 F3		0-0 G6-4-3 1B		0-0 6-3 1-H 2B				4 0 3 2 0 0 0												
Ozzie Virgil, R OBP: 0.288, SLG: 0.449 (1, 2)		0-3 K		0-0 G6-4-3 1-2 3-H		0-0 6-3			0-0 1-3	4 0 0 0 0 1 3												
Ivan De Jesus, R OBP: 0.290, SLG: 0.295 (1, 6)			0-0 6-3	0-0 F9		4-0 BB			0-0 6-3	3 0 0 0 1 0 1												
John Denny, R OBP: 0.176, SLG: 0.152 Willie Hernandez, L OBP: 0.500, SLG: 0.500 (1, 1) (6, 1)			0-0 F7		0-0 6-3	0-3 K			0-3 K	3 0 0 0 0 1 2 1 0 0 0 0 1 1												
Inning Stats	R: 1 E: 0 K: 2 S: 8	H: 1 LOB: 0 BB: 0 P: 8	R: 0 E: 0 K: 2 S: 7	H: 0 LOB: 0 BB: 0 P: 7	R: 3 E: 1 K: 1 S: 8	H: 2 LOB: 0 BB: 0 P: 8	R: 1 E: 0 K: 0 S: 4	H: 2 LOB: 0 BB: 0 P: 4	R: 0 E: 0 K: 1 S: 5	H: 0 LOB: 1 BB: 1 P: 9		R: 2 E: 1 K: 1 S: 8	H: 3 LOB: 2 BB: 1 P: 12	R: 1 E: 0 K: 0 S: 4	H: 1 LOB: 0 BB: 0 P: 4	R: 0 E: 0 K: 1 S: 6	H: 1 LOB: 1 BB: 0 P: 6	R: 0 E: 0 K: 0 S: 3	H: 0 LOB: 0 BB: 0 P: 3	1B: 4 2B: 3 3B: 0 HR: 3	SF: 0 SAC: 0 DP: 1 HBP: 0	WP: 0 PB: 0 SB: 1 CS: 0
PITCHER	IP WLS BF H R ER SO BB IBB HBP BLK WP HR S P ERA WHIP											PITCHER	IP WLS BF H R ER SO BB IBB HBP BLK WP HR S P ERA WHIP									
Scott Sanderson, R ERA: 5.54 (1, 1)	5.0 L 21 5 5 2 6 1 0 0 0 0 2 32 36 3.60 1.200																					
Chris Welsh, L ERA: 5.13 (6, 1)	1.0 7 3 2 2 1 1 0 0 0 0 0 8 12 18.00 4.000																					
Bryn Smith, R ERA: 2.82 (7, 1)	2.0 8 2 1 1 1 0 0 0 0 0 1 10 10 4.50 1.000																					
Dan Schatzeder, L ERA: 1.24 (9, 1)	1.0 3 0 0 0 0 0 0 0 0 0 0 3 3 0.00 0.000																					

Batter	1	2	3	4	5	6	7	8	9	AB R H RBI BB SO LOB	BOTTOM									
Tim Raines, S OBP: 0.373, SLG: 0.379 (1, 7)	0-3 K		0-0 G3		0-0 1B		0-0 G5-4-3 1B		0-3 K	5 0 2 0 0 2 0	Philadelphia Phillies @ Montreal Expos Olympic Stadium, Montreal, QB Tue Jun 21 1983, 7:05 PM EDT Unknown									
Bryan Little, S OBP: 0.345, SLG: 0.351 (1, 4)	0-3 K2-3		0-0 P4		0-0 4-3		0-0 G5-4-3 1-2 2-3			4 0 0 0 0 1 3										
Andre Dawson, R OBP: 0.580, SLG: 0.580 Jim Wohlford, R OBP: 0.267, SLG: 0.356 (1, 8) (9, 8)	0-0 F8		0-0 5-3		0-0 5-3		0-0 5-3			4 0 0 0 0 0 1 0 0 0 0 0 0 0										
Al Oliver, L OBP: 0.353, SLG: 0.434 Dan Schatzeder, L OBP: 0.250, SLG: 0.250 (1, 3) (9, 1)		0-0 F9		0-0 4-3		0-0 4-3			0-0 F8	4 0 0 0 0 0 0 0 0 0 0 0 0 0										
Tim Wallach, R OBP: 0.337, SLG: 0.442 (1, 5)		0-0 F8		0-0 BB 1B		1-0 BB 1B HBP			0-0 F8	3 0 1 0 0 0 0										
Gary Carter, R OBP: 0.315, SLG: 0.398 (1, 2)		0-0 1B 2B 1B		4-0 G4-6-3 1-2 BB		0-0 BB 1B			0-0 2B	3 1 3 0 1 0 0										
Warren Cromartie, L OBP: 0.266, SLG: 0.427 Chris Welsh, L OBP: 0.307, SLG: 0.308 Jerry White, L OBP: 0.250, SLG: 0.050 Bryn Smith, R Mike Vail, R OBP: 0.188, SLG: 0.250 (1, 9) (6, 1) (6, PH) (7, 1) (6, PH) (9, 9)		0-0 2B 1B		0-0 G4-6-3 1-2		4-0 BB 1B BB			0-0 5-3	2 0 1 0 0 0 2 0 0 0 0 0 0 0 0 0 0 0 0 1 0 0 0 0 0 0 0 0 1 0 0 0 0 0 1										
Chris Speier, R OBP: 0.384, SLG: 0.377 (1, 6)		0-0 1-3 2H 2B		0-0 G4-6-3 1B		0-0 L8			0-0 F8	4 0 2 1 0 0 3										
Scott Sanderson, R OBP: 0.176, SLG: 0.294 Terry Francona, L OBP: 0.205, SLG: 0.250 (1, 1) (5, PH) (9, 3)		0-3 K		0-0 G4-6-3 1-2		0-0 G5-4-3 1B			0-0 F7	1 0 0 0 0 1 2 3 0 1 0 0 0 1										
Inning Stats	R: 0 E: 0 K: 2 S: 7	H: 0 LOB: 0 BB: 0 P: 7	R: 1 E: 0 K: 1 S: 8	H: 3 LOB: 2 BB: 0 P: 8	R: 0 E: 0 K: 0 S: 3	H: 1 LOB: 1 BB: 1 P: 7	R: 0 E: 0 K: 0 S: 4	H: 2 LOB: 1 BB: 0 P: 4	R: 0 E: 0 K: 0 S: 4	H: 1 LOB: 1 BB: 0 P: 4		R: 0 E: 0 K: 0 S: 4	H: 2 LOB: 1 BB: 0 P: 4	R: 0 E: 0 K: 0 S: 4	H: 1 LOB: 1 BB: 0 P: 4	R: 0 E: 0 K: 1 S: 5	H: 0 LOB: 0 BB: 0 P: 5	1B: 8 2B: 2 3B: 0 HR: 0	SF: 0 SAC: 0 DP: 3 HBP: 1	WP: 0 PB: 0 SB: 0 CS: 0
PITCHER	IP WLS BF H R ER SO BB IBB HBP BLK WP HR S P ERA WHIP											PITCHER	IP WLS BF H R ER SO BB IBB HBP BLK WP HR S P ERA WHIP							
John Denny, R ERA: 2.32 (1, 1)	5.2 W 25 7 1 1 3 2 0 0 0 0 0 28 37 1.59 1.588																			
Willie Hernandez, L ERA: 1.76 (6, 1)	3.1 S 12 3 0 0 1 0 0 0 0 0 0 14 14 0.00 0.900																			

AB	37
R	8
H	10
RBI	6
BB	2
SO	8
LOB	11



AB	34
R	1
H	10
RBI	1
BB	2
SO	4
LOB	13



Batter	1	2	3	4	5	6	7	8	9	AB	R	H	RBI	BB	SO	LOB	TOP					
Pete Rose, S OBP: 0.330, SLG: 0.333 (1, 3)	5-3		4-3			1-3			F7	4	0	0	0	0	0	0						
Gary Matthews, R OBP: 0.340, SLG: 0.394 (1, 7)	5-3			L5-3 BB					6-3	3	0	1	0	1	0	0						
Joe Morgan, L OBP: 0.373, SLG: 0.371 (1, 4)				L5-3 1-2					F8	4	0	1	0	0	1	2						
Mike Schmidt, R OBP: 0.391, SLG: 0.488 (1, 5)	F8			K					K	3	0	0	0	0	2	1						
Von Hayes, L OBP: 0.340, SLG: 0.400 (1, 9)		L9				4-3				3	0	1	0	0	0	0						
Gary Maddox, R OBP: 0.304, SLG: 0.386 (1, 8)		F2								3	0	1	0	0	0	1						
Bob Dernier, R OBP: 0.292, SLG: 0.273 (8, 8)					1B				F9	0	0	0	0	0	0	0						
Ozzie Virgil, R OBP: 0.267, SLG: 0.404 (1, 2)						L8				3	0	0	0	0	1	1						
Ivan De Jesus, R OBP: 0.289, SLG: 0.290 (1, 6)			6-3							2	0	1	0	1	0	0						
Marty Bystrom, R OBP: 0.333, SLG: 0.250 (1, 1)										3	0	0	0	0	1	1						
Al Holland, R (9, 1)			P6						B2-6-3	0	0	0	0	0	0	0						
Inning Stats	R: 0 E: 0 K: 0 S: 4	H: 1 LOB: 1 BB: 0 P: 4	R: 0 E: 0 K: 1 S: 5	H: 0 LOB: 0 BB: 0 P: 5	R: 0 E: 0 K: 0 S: 3	H: 0 LOB: 0 BB: 0 P: 3	R: 0 E: 0 K: 1 S: 4	H: 0 LOB: 0 BB: 1 P: 8	R: 0 E: 0 K: 0 S: 4	H: 2 LOB: 2 BB: 0 P: 4	R: 0 E: 0 K: 1 S: 6	H: 1 LOB: 1 BB: 0 P: 6	R: 0 E: 0 K: 1 S: 5	H: 1 LOB: 0 BB: 0 P: 5	R: 0 E: 0 K: 0 S: 2	H: 0 LOB: 0 BB: 1 P: 6	R: 0 E: 0 K: 1 S: 5	H: 0 LOB: 0 BB: 0 P: 5	1B: 4 2B: 2 3B: 0 HR: 0	SF: 0 SAC: 0 DP: 2 HBP: 0	WP: 0 PB: 0 SB: 1 CS: 1	PA: 30
PITCHER Charlie Lea, R ERA: 3.02 (1, 1)	IP: 9.0 WLS: W BF: 30 H: 5 R: 0 ER: 0 SO: 5 BB: 2 IBB: 0 HBP: 0 BLK: 0 WP: 0 HR: 0 S: 38 P: 46 ERA: 0.00 WHIP: 0.778															PITCHER						

Philadelphia Phillies @ Montreal Expos
Olympic Stadium, Montreal, QB
Wed Jun 22 1983, 7:05 PM EDT
Att: 24,607 - Unknown

AB 28
R 0
H 5
RBI 0
BB 2
SO 5
LOB 6



Batter	1	2	3	4	5	6	7	8	9	AB	R	H	RBI	BB	SO	LOB	BOTTOM					
Tim Raines, S OBP: 0.376, SLG: 0.398 (1, 7)	5-3								6-3	5	1	2	4	0	1	2						
Bryan Little, S OBP: 0.333, SLG: 0.333 (1, 4)	6-3		F8						G3	4	0	0	0	0	0	3						
Terry Crowley, L OBP: 0.593, SLG: 0.286 (1, 3)				P5						3	0	1	0	0	0	0						
Tim Wallach, R OBP: 0.337, SLG: 0.442 (1, 5)					FC1-4 1B					4	0	1	0	0	0	2						
Gary Carter, R OBP: 0.314, SLG: 0.404 (1, 2)			K		FC1-4 1-2					4	0	1	0	0	1	1						
Terry Francona, L OBP: 0.207, SLG: 0.238 (1, 9)		6-3			G3					4	0	0	0	0	0	2						
Jerry White, S OBP: 0.241, SLG: 0.083 (1, 8)			F9							4	1	1	0	0	0	0						
Chris Speier, R OBP: 0.386, SLG: 0.364 (1, 6)				F8						3	1	0	0	1	1	1						
Charlie Lea, R OBP: 0.097, SLG: 0.067 (1, 1)										3	0	1	0	0	0	0						
Andre Dawson, R OBP: 0.343, SLG: 0.585 (9, PH)			F7							0	1	0	0	0	0	0						
Inning Stats	R: 0 E: 0 K: 0 S: 3	H: 0 LOB: 1 BB: 0 P: 4	R: 0 E: 0 K: 1 S: 5	H: 0 LOB: 0 BB: 0 P: 5	R: 0 E: 0 K: 0 S: 4	H: 1 LOB: 1 BB: 0 P: 4	R: 0 E: 0 K: 0 S: 4	H: 1 LOB: 1 BB: 0 P: 4	R: 0 E: 0 K: 2 S: 9	H: 2 LOB: 2 BB: 0 P: 9	R: 0 E: 0 K: 0 S: 4	H: 1 LOB: 1 BB: 0 P: 4	R: 0 E: 0 K: 0 S: 3	H: 0 LOB: 0 BB: 0 P: 3	R: 0 E: 0 K: 0 S: 4	H: 1 LOB: 1 BB: 0 P: 4	R: 4 E: 1 K: 0 S: 4	H: 1 LOB: 0 BB: 1 P: 9	1B: 6 2B: 0 3B: 0 HR: 1	SF: 0 SAC: 0 DP: 0 HBP: 2	WP: 0 PB: 0 SB: 3 CS: 0	PA: 37
PITCHER Marty Bystrom, R ERA: 4.38 (1, 1)	IP: 8.2 WLS: L BF: 36 H: 6 R: 3 ER: 1 SO: 3 BB: 1 IBB: 0 HBP: 2 BLK: 0 WP: 0 HR: 0 S: 39 P: 45 ERA: 1.04 WHIP: 0.808															PITCHER						

Philadelphia Phillies @ Montreal Expos
Olympic Stadium, Montreal, QB
Wed Jun 22 1983, 7:05 PM EDT
Att: 24,607 - Unknown


AB 34
R 4
H 7
RBI 4
BB 1
SO 3
LOB 11



Batter	1	2	3	4	5	6	7	8	9	AB	R	H	RBI	BB	SO	LOB	TOP				
Bob Dernier, R OBP: 0.288, SLG: 0.292 (1, 8)	F3		6-3			E	P3			4	1	1	0	0	0	1	Philadelphia Phillies @ Montreal Expos Olympic Stadium, Montreal, QB Thu Jun 23 1983, 7:05 PM EDT Att: 31,069 - Unknown				
Pete Rose, S OBP: 0.325, SLG: 0.327 (1, 3)	L8		F7			E3		L5		4	0	0	1	0	0						
Joe Morgan, L OBP: 0.370, SLG: 0.368 (1, 4)	K				F9			G3		4	0	1	0	0	1						
Mike Schmidt, R OBP: 0.385, SLG: 0.479 (1, 5)		K			6-3			K		4	0	0	0	0	3	2					
Von Hayes, L OBP: 0.344, SLG: 0.398 (1, 9)		S			4-3			F2		3	1	1	0	1	0						
Gary Matthews, R OBP: 0.338, SLG: 0.389 (1, 7)		F9					G1-2-3			3	0	0	0	1	0	4					
Ozzie Virgil, R OBP: 0.266, SLG: 0.410 (1, 2)		2B			K			F7		4	0	1	1	0	1						
Ivan De Jesus, R OBP: 0.284, SLG: 0.285 (9, PH)		K			L9			K		3	0	0	0	0	2	1					
Bo Diaz, R OBP: 0.302, SLG: 0.366 (9, PH)								K		1	0	0	0	0	1	1					
Charles Hudson, S OBP: 0.308, SLG: 0.142 (5, 1)			K							1	0	0	0	0	1	0					
Porti Altamirano, R OBP: 0.368, SLG: 0.358 (6, PH)										0	0	0	0	0	0	0					
Greg Gross, L OBP: 0.308, SLG: 0.358 (6, PH)										0	0	0	0	0	0	0					
Tug McGraw, R OBP: 0.346, SLG: 0.396 (7, PH)										1	0	1	0	0	0	0					
Joe Lefebvre, L OBP: 0.346, SLG: 0.396 (7, PH)										0	0	0	0	0	0	0					
Willie Hernandez, L OBP: 0.300, SLG: 0.300 (7, 1)										0	0	0	0	0	0	0					
Inning Stats	R: 0 E: 0 K: 1 S: 5	H: 0 LOB: 0 BB: 0 P: 5	R: 1 E: 0 K: 2 S: 9	H: 2 LOB: 1 BB: 0 P: 9	R: 0 E: 0 K: 1 S: 5	H: 0 LOB: 0 BB: 0 P: 5	R: 0 E: 0 K: 0 S: 3	H: 0 LOB: 0 BB: 0 P: 3	R: 0 E: 0 K: 1 S: 5	H: 0 LOB: 0 BB: 0 P: 5	R: 2 E: 1 K: 1 S: 7	H: 2 LOB: 2 BB: 2 P: 15	R: 0 E: 0 K: 1 S: 6	H: 1 LOB: 1 BB: 0 P: 6	R: 0 E: 0 K: 1 S: 5	H: 0 LOB: 1 BB: 1 P: 9	1B: 3 2B: 2 3B: 0 HR: 0	SF: 0 SAC: 0 DP: 1 HBP: 0	WP: 0 PB: 0 SB: 1 CS: 0	PA: 35	
PITCHER	IP	WLS	BF	H	R	ER	SO	BB	IBB	HBP	BLK	WP	HR	S	P	ERA	WHIP				
Bill Gullickson, R ERA: 4.13	5.0	W	19	3	3	3	5	1	0	0	0	0	0	28	32	5.40	0.800				
Bryn Smith, R ERA: 2.49	3.0		12	2	0	0	3	1	0	0	0	0	0	17	21	0.00	1.000				
Jeff Reardon, R ERA: 3.03	1.0	S	4	0	0	0	1	1	0	0	0	0	0	5	9	0.00	1.000				

Batter	1	2	3	4	5	6	7	8	9	AB	R	H	RBI	BB	SO	LOB	BOTTOM				
Tim Raines, S OBP: 0.383, SLG: 0.408 (1, 7)	S			FC6-4						4	1	3	1	1	0	1	Philadelphia Phillies @ Montreal Expos Olympic Stadium, Montreal, QB Thu Jun 23 1983, 7:05 PM EDT Att: 31,069 - Unknown				
Bryan Little, S OBP: 0.336, SLG: 0.330 (1, 4)	S									2	1	0	0	2	0	4					
Mike Vail, R OBP: 0.180, SLG: 0.245 (8, PH)	S									1	0	0	0	0	0	2					
Jeff Reardon, R OBP: 0.167, SLG: 0.167 (9, 1)	S									0	0	0	0	0	0	0					
Andre Dawson, R OBP: 0.338, SLG: 0.576 (1, 8)	K				F8					4	0	0	0	0	2	8					
Al Oliver, L OBP: 0.353, SLG: 0.434 (1, 3)										4	0	3	2	0	0	0					
Tim Wallach, R OBP: 0.336, SLG: 0.439 (1, 5)										4	0	1	0	0	0	2					
Gary Carter, R OBP: 0.317, SLG: 0.407 (1, 2)										3	1	1	0	1	0	1					
Warren Cromartie, L OBP: 0.250, SLG: 0.422 (6, 9)										2	0	0	0	1	0	2					
Jerry White, S OBP: 0.267, SLG: 0.120 (6, 9)										1	0	1	0	0	0	0					
Chris Speier, R OBP: 0.393, SLG: 0.372 (1, 6)										3	1	2	0	0	0	0					
Bill Gullickson, R OBP: 0.091, SLG: 0.065 (6, 1)										2	0	0	0	0	1	3					
Bryn Smith, R OBP: 0.250, SLG: 0.250 (6, PH)										1	0	1	0	0	0	0					
Jim Wohlford, R OBP: 0.255, SLG: 0.340 (9, 4)										1	0	0	0	0	0	1					
Doug Flynn, R OBP: 0.236, SLG: 0.251 (9, 4)										0	0	0	0	0	0	0					
Inning Stats	R: 2 E: 0 K: 1 S: 7	H: 2 LOB: 1 BB: 1 P: 11	R: 1 E: 0 K: 1 S: 7	H: 2 LOB: 2 BB: 1 P: 11	R: 1 E: 0 K: 0 S: 4	H: 2 LOB: 0 BB: 0 P: 4	R: 0 E: 0 K: 1 S: 6	H: 1 LOB: 2 BB: 1 P: 10	R: 0 E: 0 K: 0 S: 3	H: 2 LOB: 1 BB: 1 P: 7	R: 0 E: 0 K: 0 S: 5	H: 2 LOB: 2 BB: 0 P: 5	R: 0 E: 0 K: 0 S: 3	H: 0 LOB: 0 BB: 0 P: 3	R: 0 E: 0 K: 0 S: 4	H: 1 LOB: 2 BB: 1 P: 8	1B: 9 2B: 3 3B: 0 HR: 0	SF: 0 SAC: 1 DP: 2 HBP: 0	WP: 1 PB: 0 SB: 4 CS: 0	PA: 38	
PITCHER	IP	WLS	BF	H	R	ER	SO	BB	IBB	HBP	BLK	WP	HR	S	P	ERA	WHIP				
Charles Hudson, R ERA: 3.08	4.1	L	24	9	4	3	3	4	0	0	0	0	0	26	42	6.23	3.000				
Porti Altamirano, R ERA: 4.24	0.2		1	0	0	0	0	0	0	0	0	0	0	1	1	0.00	0.000				
Tug McGraw, L ERA: 2.33	1.0		5	2	0	0	0	0	0	0	0	0	0	5	5	0.00	2.000				
Willie Hernandez, L ERA: 1.66	2.0		8	1	0	0	0	0	1	0	0	0	0	7	11	0.00	0.500				

AB 32
R 3
H 5
RBI 2
BB 3
SO 9
LOB 10



AB 32
R 4
H 12
RBI 3
BB 5
SO 3
LOB 24



Batter	1	2	3	4	5	6	7	8	9	AB	R	H	RBI	BB	SO	LOB	TOP								
Bob Dernier, R OBP: 0.298, SLG: 0.358 (1, 8)										5	1	2	1	0	0	1									
Pete Ross, S OBP: 0.318, SLG: 0.321 (1, 3)										4	0	0	1	0	0	0									
Joe Morgan, L OBP: 0.376, SLG: 0.371 (1, 4)										4	2	2	0	1	1	0									
Mike Schmidt, R OBP: 0.381, SLG: 0.472 (1, 5)										5	0	1	0	0	1	4									
Von Hayes, L OBP: 0.359, SLG: 0.412 (1, 9)										3	1	2	1	2	1	1									
Gary Matthews, R OBP: 0.337, SLG: 0.399 Greg Gross, L OBP: 0.389, SLG: 0.356 (1, 7) (9, 7)										4	1	1	3	0	1	3									
Ozzie Virgil, R OBP: 0.265, SLG: 0.391 (1, 2)										3	0	0	0	1	1	3									
Ivan De Jesus, R OBP: 0.288, SLG: 0.282 (1, 6)										2	1	0	0	2	0	1									
Steve Carlton, L OBP: 0.208, SLG: 0.277 Al Holland, R Joe Lefebvre, L OBP: 0.346, SLG: 0.396 (1, 1) (9, 1) (9, 9)										3	0	1	0	0	0	2									
										0	0	0	0	0	0	0									
Inning Stats	R: 4 E: 0 K: 0 S: 6	H: 3 LOB: 1 BB: 2 P: 14	R: 0 E: 0 K: 0 S: 3	H: 0 LOB: 0 BB: 0 P: 3	R: 1 E: 0 K: 0 S: 5	H: 2 LOB: 1 BB: 0 P: 5	R: 1 E: 0 K: 0 S: 4	H: 1 LOB: 2 BB: 2 P: 12	R: 0 E: 0 K: 2 S: 7	H: 0 LOB: 0 BB: 0 P: 15	R: 0 E: 0 K: 1 S: 5	H: 0 LOB: 0 BB: 0 P: 5	R: 0 E: 1 K: 1 S: 6	H: 1 LOB: 1 BB: 0 P: 6	R: 0 E: 0 K: 0 S: 3	H: 1 LOB: 0 BB: 0 P: 3	R: 0 E: 0 K: 1 S: 6	H: 1 LOB: 1 BB: 0 P: 6	1B: 6 2B: 1 3B: 0 HR: 2	SF: 1 SAC: 1 DP: 1 HBP: 0	WP: 0 PB: 0 SB: 3 CS: 0	PA: 41			
PITCHER	IP	WLS	BF	H	R	ER	SO	BB	IBB	HBP	BLK	WP	HR	S	P	ERA	WHIP								
Craig Swan, R ERA: 5.02 Scott Holman, R ERA: 3.92 Tom Gorman, L ERA: 10.38 Ed Lynch, R ERA: 3.62 (1, 1) (1, 1) (6, 1) (8, 1)	0.2		7	3	4	4	0	2	0	0	0	0	2	5	13	54.00	7.500								

Philadelphia Phillies @ New York Mets
Shea Stadium, Flushing, NY
Fri Jun 24 1983, 7:05 PM EDT
Att: 20,093 - Unknown

AB 33
R 6
H 9
RBI 6
BB 6
SO 5
LOB 15



Batter	1	2	3	4	5	6	7	8	9	AB	R	H	RBI	BB	SO	LOB	BOTTOM								
Mookie Wilson, S OBP: 0.272, SLG: 0.323 (1, 8)										5	1	1	0	0	1	2									
Hubie Brooks, R OBP: 0.310, SLG: 0.379 (1, 5)										4	1	1	0	1	1	2									
Keith Hernandez, L OBP: 0.371, SLG: 0.441 (1, 3)										4	0	2	2	1	0	2									
George Foster, R OBP: 0.316, SLG: 0.440 (1, 7)										4	1	1	0	0	1	3									
Dave Kingman, R OBP: 0.276, SLG: 0.424 (1, 9)										4	0	1	0	0	2	2									
Bob Bailor, R OBP: 0.296, SLG: 0.301 (1, 4)										3	0	0	0	1	0	1									
José Oquendo, S OBP: 0.331, SLG: 0.305 (1, 6)										4	0	0	0	0	1	2									
Junior Ortiz, R OBP: 0.161, SLG: 0.103 Mark Bradley, R OBP: 0.354, SLG: 0.411 (1, 2) (9, PH)										3	0	0	0	0	0	1									
Craig Swan, R OBP: 0.143, SLG: 0.143 Scott Holman, R OBP: 0.227, SLG: 0.222 Tucker Ashford, L OBP: 0.227, SLG: 0.211 Tom Gorman, L Brian Giles, R OBP: 0.352, SLG: 0.290 Ed Lynch, R OBP: 0.227, SLG: 0.190 Rusty Staub OBP: 0.420, SLG: 0.444 Darry Strawberry, L OBP: 0.263, SLG: 0.223 (1, 1) (1, 1) (5, PH) (8, 1) (7, PH) (8, 1) (9, PH) (9, PH)										0	0	0	0	0	0	0									
Inning Stats	R: 0 E: 0 K: 1 S: 7	H: 2 LOB: 2 BB: 0 P: 7	R: 0 E: 0 K: 0 S: 3	H: 0 LOB: 0 BB: 0 P: 3	R: 0 E: 0 K: 1 S: 5	H: 0 LOB: 2 BB: 2 P: 13	R: 0 E: 0 K: 0 S: 3	H: 0 LOB: 0 BB: 0 P: 3	R: 2 E: 0 K: 0 S: 6	H: 3 LOB: 1 BB: 0 P: 6	R: 0 E: 0 K: 1 S: 5	H: 0 LOB: 1 BB: 1 P: 9	R: 0 E: 0 K: 2 S: 7	H: 0 LOB: 0 BB: 0 P: 7	R: 1 E: 2 K: 1 S: 7	H: 1 LOB: 1 BB: 0 P: 7	R: 0 E: 0 K: 0 S: 4	H: 1 LOB: 2 BB: 0 P: 5	1B: 5 2B: 2 3B: 0 HR: 0	SF: 0 SAC: 0 DP: 0 HBP: 1	WP: 0 PB: 1 SB: 0 CS: 0	PA: 39			
PITCHER	IP	WLS	BF	H	R	ER	SO	BB	IBB	HBP	BLK	WP	HR	S	P	ERA	WHIP								
Steve Carlton, L ERA: 3.14 Al Holland, L ERA: 2.61 (1, 1) (9, 1)	8.0		36	7	3	1	6	3	0	1	0	0	0	44	57	1.12	1.250								

Philadelphia Phillies @ New York Mets
Shea Stadium, Flushing, NY
Fri Jun 24 1983, 7:05 PM EDT
Att: 20,093 - Unknown

AB 35
R 3
H 7
RBI 2
BB 3
SO 6
LOB 15



Batter	1	2	3	4	5	6	7	8	9	AB	R	H	RBI	BB	SO	LOB	TOP									
Bob Dernier, R OBP: 0.290, SLG: 0.333 (1, 8)	4-0 S 4-3 BB	0-0 6-3			0-0 6-3		0-0 6-3	0-0 6-3		4	1	0	0	1	0	2										
Pete Rose, S OBP: 0.320, SLG: 0.317 (1, 3)	4-0 4-3 1B BB		0-0 6-3		0-0 F7		4-0 BB BB		0-0 6-3	3	1	0	0	2	0	0										
Joe Morgan, L OBP: 0.372, SLG: 0.363 Kiko Garcia, R OBP: 0.300, SLG: 0.316 (9, 4)	0-0 4-3 1-3 2-H		0-0 3-1		0-0 F9		4-0 BB BB		0-0 F7	4	0	0	1	1	0	1										
Mike Schmidt, R OBP: 0.382, SLG: 0.468 (1, 5)	0-0 5-3		0-0 K			0-0 1B SF8	4-0 1B 1-2 2-3 BB		0-0 K	4	1	1	0	1	2	1										
Von Hayes, L OBP: 0.369, SLG: 0.421 (1, 9)	0-0 S 1B			0-0 1-4-3 1B		0-0 SF8 1B	0-0 P3			4	1	3	1	0	0	3										
Gary Matthews, R OBP: 0.332, SLG: 0.394 Greg Gross, L OBP: 0.389, SLG: 0.356 (9, 7)	0-0 6-3 1-2			0-0 1-4-3 1B		0-0 SF8	0-3 K			3	0	0	1	0	1	5										
Ozzie Virgil, R OBP: 0.264, SLG: 0.382 (1, 2)		0-3 K		0-0 P6		0-0 6-3 1B		0-0 F8		4	0	1	1	0	1	1										
Ivan De Jesus, R OBP: 0.297, SLG: 0.284 (1, 6)		0-0 S 1B		4-0 IBB		0-0 6-3 1-2		4-0 BB		2	0	1	0	2	0	1										
Kevin Gross, R Willie Hernandez, L OBP: 0.429, SLG: 0.429 (7, 1)		0-3 K		0-0 6-3		0-0 2-3		0-3 K		3	0	0	0	0	1	4										
Inning Stats	R: 2 E: 0 K: 0 S: 4	H: 1 LOB: 1 BB: 2 P: 12	R: 0 E: 0 K: 2 S: 8	H: 1 LOB: 1 BB: 0 P: 8	R: 0 E: 0 K: 1 S: 5	H: 0 LOB: 0 BB: 0 P: 5	R: 0 E: 0 K: 0 S: 4	H: 1 LOB: 2 BB: 1 P: 8	R: 0 E: 0 K: 0 S: 3	H: 0 LOB: 0 BB: 0 P: 3	R: 2 E: 0 K: 0 S: 6	H: 3 LOB: 1 BB: 0 P: 6	R: 0 E: 0 K: 1 S: 5	H: 0 LOB: 3 BB: 3 P: 17	R: 0 E: 0 K: 1 S: 5	H: 0 LOB: 1 BB: 0 P: 9	R: 0 E: 0 K: 1 S: 5	H: 0 LOB: 0 BB: 0 P: 5	1B: 6 2B: 0 3B: 0 HR: 0	SF: 1 SAC: 0 DP: 0 HBP: 0	WP: 0 PB: 0 SB: 0 CS: 0	PA: 40				
PITCHER	IP	WLS	BF	H	R	ER	SO	BB	IBB	HBP	BLK	WP	HR	S	P	ERA	WHIP									
Walt Terrell, R ERA: 6.55 Doug Sisk, R ERA: 2.57 Carlos Diaz, L ERA: 2.31	(1, 1)	5.1	L	25	6	4	4	3	2	1	0	0	0	0	28	40	6.75	1.500								

Philadelphia Phillies @ New York Mets
Shea Stadium, Flushing, NY
Sat Jun 25 1983, 3:33 AM EDT
Att: 24,551 - Unknown

AB	32
R	4
H	6
RBI	4
BB	7
SO	6
LOB	19



Batter	1	2	3	4	5	6	7	8	9	AB	R	H	RBI	BB	SO	LOB	BOTTOM									
Mookie Wilson, S OBP: 0.279, SLG: 0.324 (1, 8)	0-3 K		4-0 G6-4-3 BB		1-0 S HBP			0-0 CS 1B		2	0	1	0	1	1	0										
Hubie Brooks, R OBP: 0.305, SLG: 0.373 (1, 5)	0-0 1-3		0-0 G6-4-3 1-2		0-0 L8			0-0 F8		4	0	0	0	0	0	3										
Keith Hernandez, L OBP: 0.372, SLG: 0.454 (1, 3)	0-0 FC5-4 1B			0-0 HR		0-3 K		0-0 F7		4	1	2	1	0	1	0										
George Foster, R OBP: 0.311, SLG: 0.433 (1, 7)	0-0 FC5-4 1-2			0-3 K		0-0 L9		0-0 L8		4	0	0	0	0	1	1										
Darryl Strawberry, L OBP: 0.245, SLG: 0.324 Carlos Diaz, R OBP: 0.296, SLG: 0.298 (9, PH)		0-0 CS 1B		0-0 F9		0-0 F5		0-0 P4		3	0	1	0	0	0	0										
Ron Hodges, L OBP: 0.344, SLG: 0.206 Mark Bradley, R OBP: 0.348, SLG: 0.404 (9, PH)		4-0 FC5-4 BB		4-0 BB			0-0 2B 1B		0-0 5-3	1	1	1	0	2	0	0										
Brian Giles, R OBP: 0.320, SLG: 0.286 (1, 4)		0-0 P5		0-0 F7			0-0 1-3			3	0	0	0	0	0	3										
José Oquendo, S OBP: 0.331, SLG: 0.313 (1, 6)		0-0 FC5-4 1-2			0-0 6-3		0-0 8-1-4 2H 2B			3	0	1	1	0	0	1										
Walt Terrell, L Doug Sisk, R Danny Heep, L OBP: 0.363, SLG: 0.440 (7, 9)			0-3 K		0-3 K		0-0 8-1-4 2-3			2	0	0	0	0	2	0										
Inning Stats	R: 0 E: 0 K: 1 S: 6	H: 1 LOB: 0 BB: 0 P: 6	R: 0 E: 0 K: 0 S: 3	H: 1 LOB: 1 BB: 1 P: 7	R: 0 E: 0 K: 1 S: 4	H: 0 LOB: 1 BB: 1 P: 8	R: 1 E: 0 K: 1 S: 6	H: 1 LOB: 1 BB: 1 P: 10	R: 0 E: 0 K: 1 S: 5	H: 0 LOB: 0 BB: 0 P: 5	R: 1 E: 0 K: 0 S: 4	H: 2 LOB: 0 BB: 0 P: 4	R: 0 E: 0 K: 0 S: 3	H: 1 LOB: 0 BB: 0 P: 3	R: 0 E: 0 K: 0 S: 3	H: 0 LOB: 0 BB: 0 P: 3	1B: 4 2B: 2 3B: 0 HR: 1	SF: 0 SAC: 0 DP: 2 HBP: 1	WP: 0 PB: 0 SB: 1 CS: 2	PA: 33						
PITCHER	IP	WLS	BF	H	R	ER	SO	BB	IBB	HBP	BLK	WP	HR	S	P	ERA	WHIP									
Kevin Gross, R ERA: 2.84 Willie Hernandez, L ERA: 1.57	(1, 1)	6.1	W	26	5	2	2	5	3	0	1	0	0	0	32	45	2.84	1.263								

Philadelphia Phillies @ New York Mets
Shea Stadium, Flushing, NY
Sat Jun 25 1983, 3:33 AM EDT
Att: 24,551 - Unknown

AB	29
R	2
H	6
RBI	2
BB	3
SO	5
LOB	9



Batter	1	2	3	4	5	6	7	8	9	AB	R	H	RBI	BB	SO	LOB	TOP					
Bob Dernier, R OBP: 0.299, SLG: 0.328 (1, 8)										4	1	1	0	1	1	0	Philadelphia Phillies @ New York Mets Shea Stadium, Flushing, NY Sun Jun 26 1983, 7:05 PM EDT Unknown					
Pete Rose, S OBP: 0.321, SLG: 0.315 (1, 3)										4	0	1	0	1	0	0						
Joe Morgan, L OBP: 0.370, SLG: 0.368 Kiko Garcia, R OBP: 0.286, SLG: 0.300 (6, 4)										3	1	1	1	0	2	0						
Mike Schmidt, R OBP: 0.384, SLG: 0.467 (1, 5)										3	1	1	0	1	1	1						
Von Hayes, L OBP: 0.372, SLG: 0.424 (1, 9)										4	0	2	1	0	0	1						
Gary Matthews, R OBP: 0.331, SLG: 0.396 (1, 7)										4	1	1	0	0	0	2						
Bo Diaz, R OBP: 0.305, SLG: 0.390 (1, 2)										4	2	2	3	0	1	0						
Ivan De Jesus, R OBP: 0.301, SLG: 0.289 (1, 6)										4	1	2	0	0	1	0						
John Denny, R OBP: 0.171, SLG: 0.147 Tug McGraw, R (4, 1) Joe Lefebvre, L OBP: 0.358, SLG: 0.469 (5, PH) Ron Reed, R (5, 1) Al Holland, R (9, 1)										1	0	0	0	0	0	0						
Inning Stats	R: 1 E: 0 K: 0 S: 5	H: 2 LOB: 1 BB: 0 P: 5	R: 0 E: 0 K: 0 S: 3	H: 0 LOB: 0 BB: 0 P: 3	R: 0 E: 0 K: 1 S: 5	H: 0 LOB: 0 BB: 0 P: 5	R: 0 E: 0 K: 2 S: 7	H: 0 LOB: 0 BB: 0 P: 7	R: 4 E: 0 K: 1 S: 9	H: 4 LOB: 0 BB: 0 P: 9	R: 2 E: 0 K: 1 S: 8	H: 4 LOB: 1 BB: 0 P: 8	R: 1 E: 0 K: 0 S: 4	H: 2 LOB: 2 BB: 1 P: 8	R: 0 E: 0 K: 2 S: 7	H: 0 LOB: 0 BB: 0 P: 7		R: 0 E: 0 K: 0 S: 2	H: 0 LOB: 0 BB: 0 P: 10	1B: 7 2B: 3 3B: 0 HR: 2	SF: 1 SAC: 0 DP: 2 HBP: 0	WP: 0 PB: 1 SB: 1 CS: 0
PITCHER	IP WLS BF H R ER SO BB IBB HBP BLK WP HR S P ERA WHIP																					
Tom Seaver, R ERA: 3.22	(1, 1)	5.2 L 25 9 7 7 4 0 0 0 0 0 0 2 33 33 11.12 1.588																				
Jesse Orosco, L ERA: 1.24	(6, 1)	1.1 7 3 1 1 1 0 1 0 0 0 0 0 8 12 6.75 2.250																				
Craig Swan, R ERA: 4.92	(8, 1)	1.0 3 0 0 0 2 0 0 0 0 0 0 0 7 7 0.00 0.000																				
Scott Holman, R ERA: 3.86	(9, 1)	1.0 4 0 0 0 0 2 0 0 0 0 0 0 2 10 0.00 2.000																				

AB	35
R	8
H	12
RBI	8
BB	3
SO	7
LOB	7



Batter	1	2	3	4	5	6	7	8	9	AB	R	H	RBI	BB	SO	LOB	BOTTOM					
Bob Bailor, R OBP: 0.300, SLG: 0.311 (1, 4) (6, 6)										5	1	2	1	0	0	0	Philadelphia Phillies @ New York Mets Shea Stadium, Flushing, NY Sun Jun 26 1983, 7:05 PM EDT Unknown					
Hubie Brooks, R OBP: 0.307, SLG: 0.385 (1, 5)										5	1	2	3	0	0	1						
Keith Hernandez, L OBP: 0.376, SLG: 0.455 (1, 3)										4	0	2	0	1	0	3						
George Foster, R OBP: 0.309, SLG: 0.426 (1, 7)										4	0	0	0	0	0	5						
Darryl Strawberry, L OBP: 0.245, SLG: 0.317 (1, 9)										3	0	0	0	1	1	2						
Danny Heep, L OBP: 0.380, SLG: 0.433 (1, 8)										4	0	1	0	0	0	0						
José Oquendo, S OBP: 0.325, SLG: 0.307 Jesse Orosco, R OBP: 0.286, SLG: 0.286 Craig Swan, R OBP: 0.143, SLG: 0.143 Dave Kingman, R OBP: 0.275, SLG: 0.422 (6, PH) Scott Holman, R OBP: 0.222, SLG: 0.222 (9, PH)										3	0	0	0	0	1	2						
Junior Ortiz, R OBP: 0.147, SLG: 0.094 Rusty Staub, L OBP: 0.432, SLG: 0.453 (9, PH)										3	1	0	0	0	0	2						
Tom Seaver, R OBP: 0.257, SLG: 0.344 Brian Giles, R OBP: 0.317, SLG: 0.283 (6, 4)										1	1	0	0	1	0	2						
Inning Stats	R: 0 E: 1 K: 0 S: 4	H: 1 LOB: 1 BB: 0 P: 4	R: 0 E: 0 K: 1 S: 6	H: 1 LOB: 2 BB: 1 P: 10	R: 0 E: 0 K: 0 S: 3	H: 0 LOB: 2 BB: 1 P: 8	R: 4 E: 1 K: 0 S: 7	H: 3 LOB: 1 BB: 1 P: 11	R: 0 E: 0 K: 1 S: 5	H: 0 LOB: 0 BB: 0 P: 5	R: 0 E: 0 K: 0 S: 3	H: 0 LOB: 0 BB: 0 P: 3	R: 0 E: 0 K: 0 S: 3	H: 0 LOB: 0 BB: 0 P: 3	R: 0 E: 0 K: 0 S: 3	H: 0 LOB: 0 BB: 0 P: 3		R: 0 E: 0 K: 0 S: 6	H: 3 LOB: 3 BB: 0 P: 6	1B: 6 2B: 1 3B: 0 HR: 1	SF: 0 SAC: 0 DP: 1 HBP: 1	WP: 2 PB: 0 SB: 0 CS: 0
PITCHER	IP WLS BF H R ER SO BB IBB HBP BLK WP HR S P ERA WHIP																					
John Denny, R ERA: 2.24	(1, 1)	3.2 W 21 5 4 0 0 0 3 0 0 0 0 0 1 19 32 0.00 2.182																				
Tug McGraw, L ERA: 2.09	(4, 1)	0.1 W 1 0 0 0 0 0 0 0 0 0 0 0 0 1 1 0.00 0.000																				
Ron Reed, R ERA: 2.35	(5, 1)	4.1 S 16 3 0 0 1 0 0 0 0 0 0 0 18 18 0.00 0.692																				
Al Holland, L ERA: 2.56	(9, 1)	0.2 S 2 0 0 0 0 0 0 0 0 0 0 0 0 2 2 0.00 0.000																				

AB	36
R	4
H	8
RBI	4
BB	3
SO	2
LOB	18



Batter	1	2	3	4	5	6	7	8	9	AB	R	H	RBI	BB	SO	LOB	TOP			
Bob Dernier, R (1, 8) OBP: 0.286, SLG: 0.313 Pete Rose, S (8, PH) OBP: 0.324, SLG: 0.315 (8, 9)	1-3	1-3			3-1			FC4-6 BB		3	0	0	0	0	0	2				
Joe Morgan, L (1, 4) OBP: 0.362, SLG: 0.362	2B BB		5-3		K			FC4-6 1B		3	1	0	0	1	1	1				
Mike Schmidt, R (1, 5) OBP: 0.389, SLG: 0.474	1-H 2B				K			1-2 1B		3	0	2	1	1	1	0				
Von Hayes, L (1, 9) OBP: 0.363, SLG: 0.412 Porfi Altamirano, R (8, 1)	K		F9		4-3			K		4	0	0	0	0	2	4				
Tony Perez, R (1, 3) OBP: 0.328, SLG: 0.426	F3		5-3		6-3					4	0	0	0	0	0	2				
Joe Lefebvre, L (1, 7) OBP: 0.368, SLG: 0.462					4-3					3	0	1	0	1	0	0				
Ozzie Virgil, R (1, 2) OBP: 0.263, SLG: 0.366					K			K		3	0	0	0	1	3	1				
Ivan De Jesus, R (1, 6) OBP: 0.297, SLG: 0.284			F9		K			F8		3	0	0	0	0	1	3				
Ed Farmer, R (1, 1) OBP: 0.167, SLG: 0.167 Tug McGraw, R (5, 1) Greg Gross, L (8, PH) OBP: 0.384, SLG: 0.350 (8, 8)	K				4-3			F7		2	0	0	0	0	1	2				
Inning Stats	R: 1 E: 0 K: 1 S: 6	H: 1 LOB: 1 BB: 1 P: 10	R: 0 E: 0 K: 1 S: 6	H: 1 LOB: 2 BB: 1 P: 10	R: 0 E: 0 K: 2 S: 3	H: 0 LOB: 1 BB: 1 P: 7	R: 0 E: 0 K: 1 S: 6	H: 0 LOB: 1 BB: 1 P: 10	R: 0 E: 0 K: 1 S: 5	H: 0 LOB: 0 BB: 0 P: 5	R: 0 E: 0 K: 1 S: 5	H: 0 LOB: 0 BB: 0 P: 5	R: 0 E: 0 K: 1 S: 6	H: 1 LOB: 2 BB: 1 P: 10	R: 0 E: 0 K: 1 S: 5	H: 0 LOB: 0 BB: 0 P: 5	1B: 2 2B: 2 3B: 0 HR: 0	SF: 0 SAC: 0 DP: 1 HBP: 0	WP: 0 PB: 0 SB: 1 CS: 1	PA: 34
PITCHER Mike Torrez, R (1, 1) ERA: 3.72	IP: 9.0 WLS: W BF: 34 H: 3 R: 1 ER: 1 SO: 9 BB: 5 IBB: 0 HBP: 0 BLK: 0 WP: 0 HR: 0 S: 47 P: 67 ERA: 1.00 WHIP: 0.889																			

Philadelphia Phillies @ New York Mets
Shea Stadium, Flushing, NY
Sun Jun 26 1983, 7:10 PM EDT
Att: 37,922 - Unknown

AB 29
R 1
H 3
RBI 1
BB 5
SO 9
LOB 15



Batter	1	2	3	4	5	6	7	8	9	AB	R	H	RBI	BB	SO	LOB	BOTTOM			
Mookie Wilson, S (1, 8) OBP: 0.282, SLG: 0.327	F7		FC5-2 1B 1-2		4-3			G2 HR 1B		4	1	2	0	0	0	0				
Hubie Brooks, R (1, 5) OBP: 0.306, SLG: 0.383	6-3		FC5-2 1B 1-2 2-3		6-3			F8		4	0	1	0	0	0	1				
Keith Hernandez, L (1, 3) OBP: 0.375, SLG: 0.449	1-3		FC5-2 1B 1-2 2-3 3-H		S 3B BB			G2		3	1	0	0	1	0	4				
Danny Heep, L (1, 7) OBP: 0.359, SLG: 0.426 George Foster, R (7, PH) OBP: 0.311, SLG: 0.440 (8, 7)			4-3		F8			3B BB		2	1	0	0	1	0	3				
Darryl Strawberry, L (1, 9) OBP: 0.258, SLG: 0.364			4-3 1B		HR			2-H HR		1	1	1	2	0	0	0				
Ron Hodges, L (1, 2) OBP: 0.342, SLG: 0.202	4-3 1B				K			G3		4	1	3	3	0	1	0				
Brian Giles, R (1, 4) OBP: 0.321, SLG: 0.290 Bob Bailor, R (7, 4) OBP: 0.298, SLG: 0.308	L5				2B			G4-6-3 BB		2	0	1	0	1	0	1				
José Oquendo, S (1, 6) OBP: 0.316, SLG: 0.298			K		1-3			G6-4-3 BB		4	0	0	0	0	1	3				
Mike Torrez, R (1, 1) OBP: 0.100, SLG: 0.069			1B FC5-2 BB		P6			6-3		2	0	0	0	1	0	1				
Inning Stats	R: 0 E: 0 K: 0 S: 3	H: 0 LOB: 0 BB: 0 P: 3	R: 0 E: 0 K: 0 S: 4	H: 1 LOB: 1 BB: 0 P: 4	R: 0 E: 0 K: 1 S: 7	H: 2 LOB: 3 BB: 1 P: 11	R: 1 E: 0 K: 1 S: 7	H: 2 LOB: 1 BB: 0 P: 7	R: 2 E: 0 K: 0 S: 4	H: 1 LOB: 1 BB: 2 P: 12	R: 0 E: 0 K: 0 S: 2	H: 0 LOB: 0 BB: 1 P: 6	R: 2 E: 0 K: 1 S: 7	H: 2 LOB: 0 BB: 0 P: 7	R: 0 E: 0 K: 0 S: 2	H: 0 LOB: 0 BB: 1 P: 6	1B: 4 2B: 1 3B: 1 HR: 2	SF: 0 SAC: 0 DP: 2 HBP: 0	WP: 0 PB: 0 SB: 1 CS: 0	PA: 35
PITCHER Ed Farmer, R (1, 1) ERA: 6.31 Tug McGraw, L (5, 1) ERA: 2.86 Porfi Altamirano, R (8, 1) ERA: 4.07	IP: 4.2 WLS: L BF: 23 H: 6 R: 3 ER: 3 SO: 2 BB: 3 IBB: 0 HBP: 0 BLK: 0 WP: 0 HR: 1 S: 10 P: 14 ERA: 7.71 WHIP: 1.286																			

Philadelphia Phillies @ New York Mets
Shea Stadium, Flushing, NY
Sun Jun 26 1983, 7:10 PM EDT
Att: 37,922 - Unknown


AB 30
R 5
H 8
RBI 5
BB 5
SO 3
LOB 16



Batter	1	2	3	4	5	6	7	8	9	10	11	AB	R	H	RBI	BB	SO	LOB	TOP					
Tim Raines, S OBP: 0.377, SLG: 0.407 (1, 7)												6	0	1	1	0	0	0						
Warren Cromartie, L OBP: 0.356, SLG: 0.469 (1, 9)												4	1	0	0	1	0	1						
Andre Dawson, R OBP: 0.339, SLG: 0.583 (1, 8)												5	0	2	0	1	0	1						
Al Oliver, L OBP: 0.355, SLG: 0.441 (1, 3)												4	2	2	2	1	1	2						
Terry Francona, L OBP: 0.230, SLG: 0.265 (9, 3)												1	0	0	0	0	0	1						
Gary Carter, R OBP: 0.323, SLG: 0.420 (1, 2)												5	1	3	0	0	1	3						
Tim Wallach, R OBP: 0.345, SLG: 0.445 (1, 5)												5	0	3	1	0	0	4						
Chris Speier, R OBP: 0.357, SLG: 0.328 (1, 6)												5	0	0	1	0	0	5						
Doug Flynn, R OBP: 0.238, SLG: 0.263 (1, 4)												4	1	1	0	0	0	2						
Jim Wolfhard, R OBP: 0.265, SLG: 0.347 (10, PH)												1	0	0	0	0	1	2						
Dan Schatzeder, L OBP: 0.250, SLG: 0.250 (10, 1)												0	0	0	0	0	0	0						
Bill Gullickson, R OBP: 0.143, SLG: 0.143 (8, 1)												3	0	0	0	0	1	2						
Jeff Reardon, R OBP: 0.143, SLG: 0.143 (10, PH)												1	0	0	0	0	1	1						
Jerry White, S OBP: 0.333, SLG: 0.143 (10, 7)												1	0	0	0	0	1	2						
Inning Stats	R: 2 E: 0 K: 0 S: 4	H: 1 LOB: 0 BB: 1 P: 8	R: 0 E: 0 K: 0 S: 4	H: 1 LOB: 1 BB: 0 P: 4	R: 0 E: 0 K: 0 S: 3	H: 0 LOB: 0 BB: 0 P: 3	R: 2 E: 0 K: 1 S: 8	H: 3 LOB: 1 BB: 0 P: 8	R: 0 E: 0 K: 0 S: 3	H: 0 LOB: 0 BB: 0 P: 3	R: 0 E: 0 K: 0 S: 4	H: 1 LOB: 1 BB: 0 P: 4	R: 1 E: 0 K: 2 S: 9	H: 2 LOB: 2 BB: 1 P: 13	R: 0 E: 0 K: 0 S: 9	H: 2 LOB: 2 BB: 0 P: 9	R: 0 E: 0 K: 0 S: 4	H: 1 LOB: 1 BB: 0 P: 4	1B: 8 2B: 2 3B: 1 HR: 1	SF: 0 SAC: 0 DP: 0 HBP: 1	WP: 0 PB: 0 SB: 1 CS: 0	PA: 49		
PITCHER	IP WLS BF H R ER SO BB IBB HBP BLK WP HR S P ERA WHIP	Mary Bystrom, R ERA: 4.7	4.1 0.2 2 6 4 4 1 2 0 0 0 0 0 0 21 30 8.31 1.846	Porfi Altamirano, R ERA: 3.96	5.1 0.2 2 0 0 0 1 0 0 0 0 0 0 0 4 4 0.00 0.000	Willie Hernandez, L ERA: 1.47	6.1 3.0 10 1 0 0 0 0 0 0 0 0 0 0 10 10 0.00 0.333	Al Holland, L ERA: 2.67	9.1 2.0 11 4 1 1 4 0 1 0 0 0 0 0 18 22 4.50 2.000	Ron Reed, R ERA: 2.28	11.1 1.0 4 1 0 0 0 0 0 0 0 0 0 0 4 4 0.00 1.000	PITCHER	IP WLS BF H R ER SO BB IBB HBP BLK WP HR S P ERA WHIP											

Montreal Expos @ Philadelphia Phillies
Veterans Stadium, Philadelphia, PA
Tue Jun 28 1983, 7:05 PM EDT
Att: 32,181 - Unknown

AB	45
R	5
H	12
RBI	5
BB	3
SO	6
LOB	26

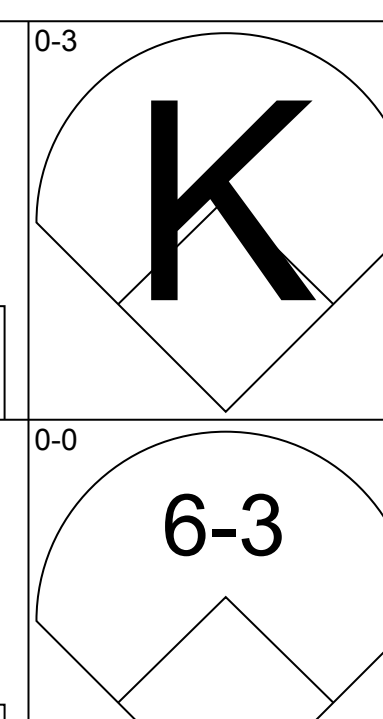
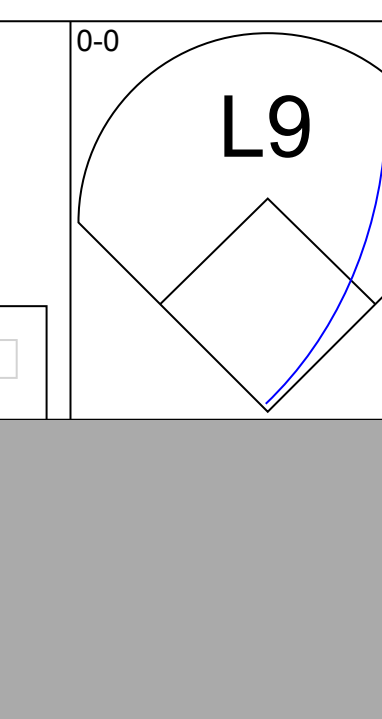
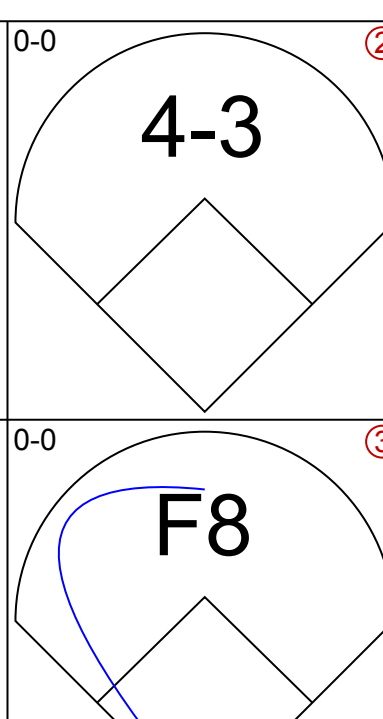
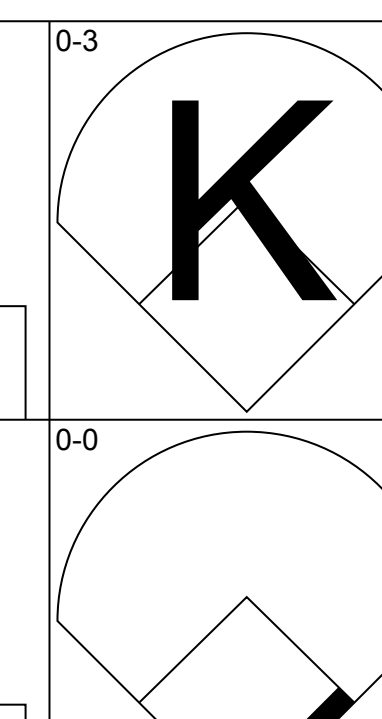
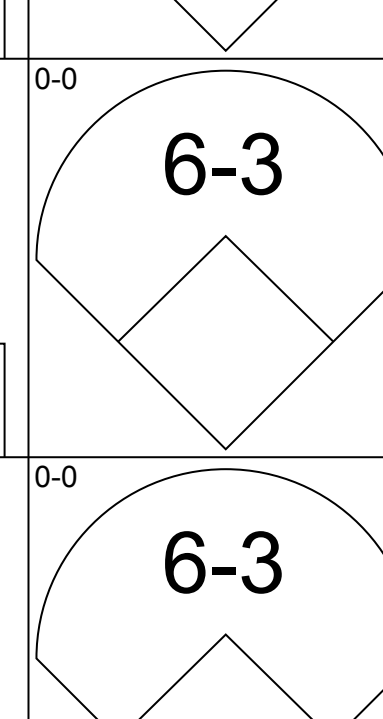

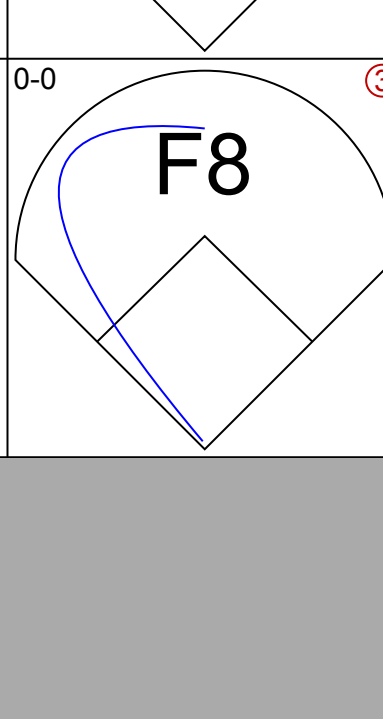
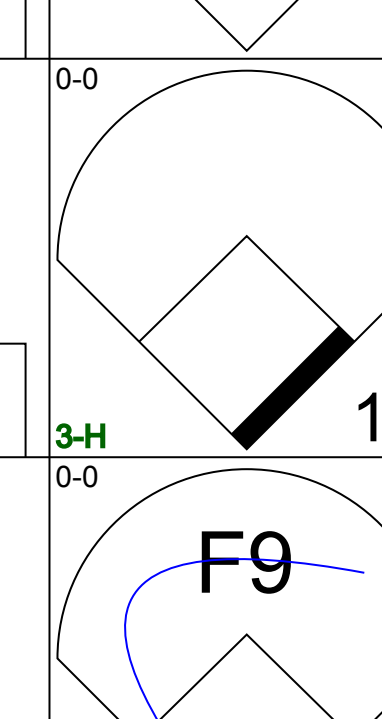
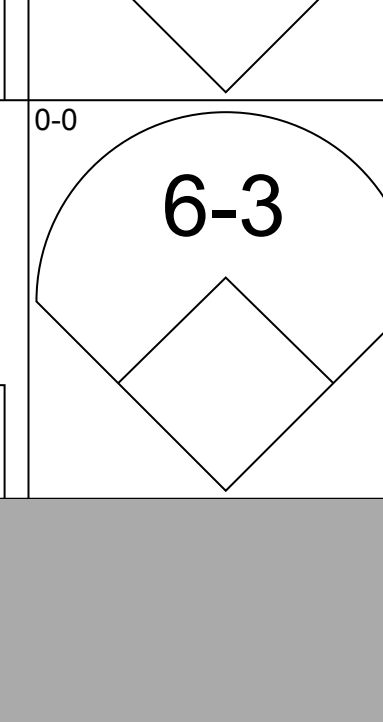
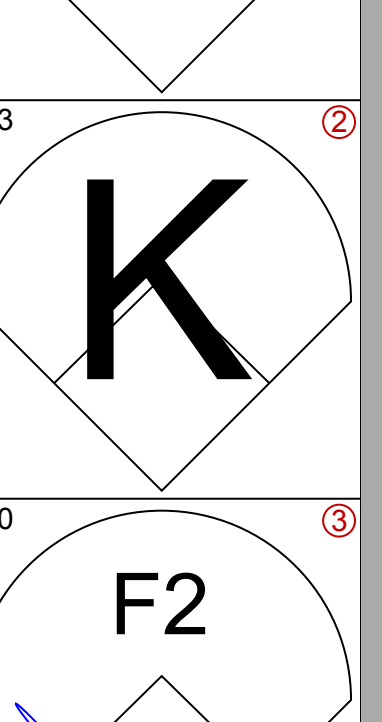
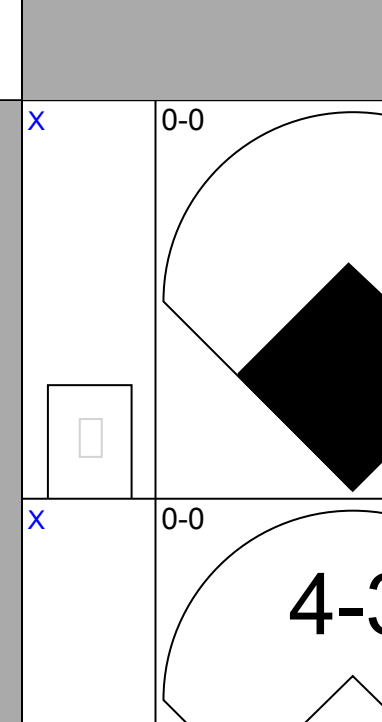
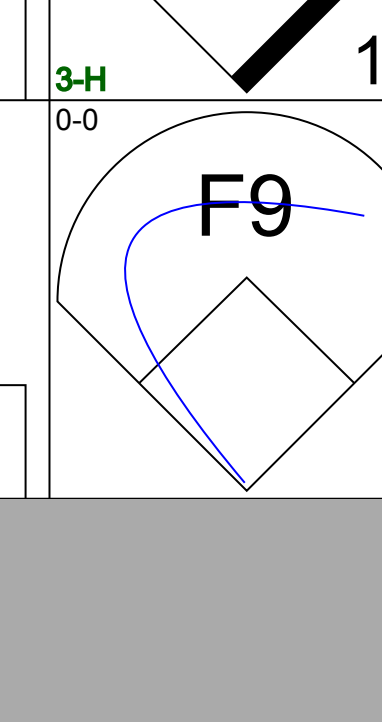
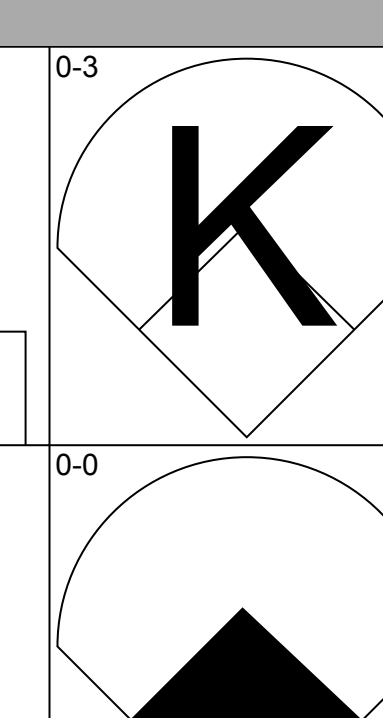
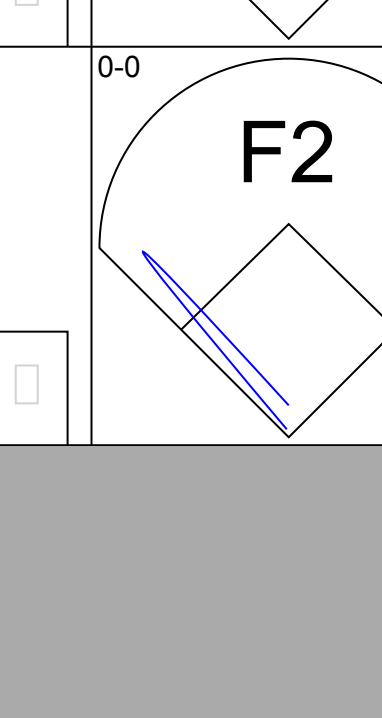

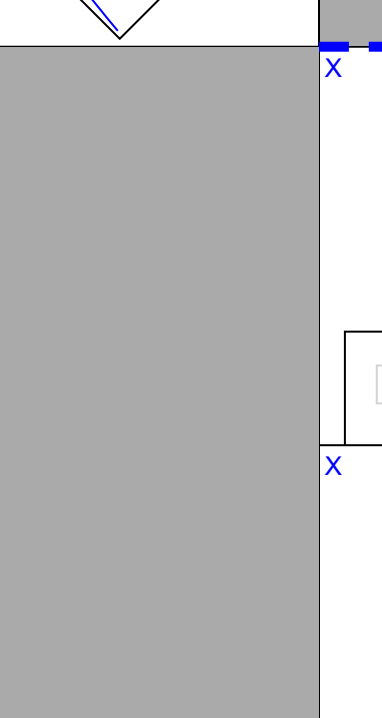
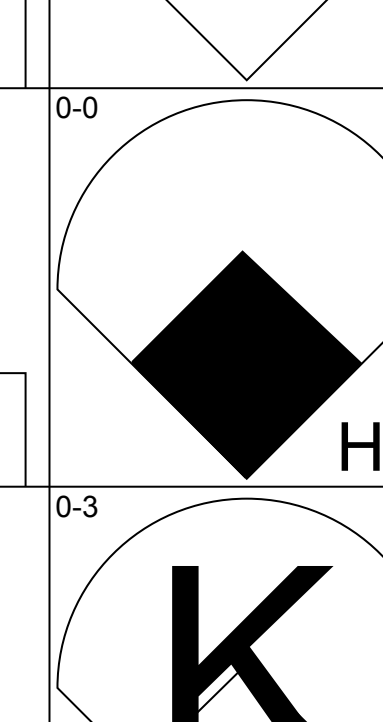
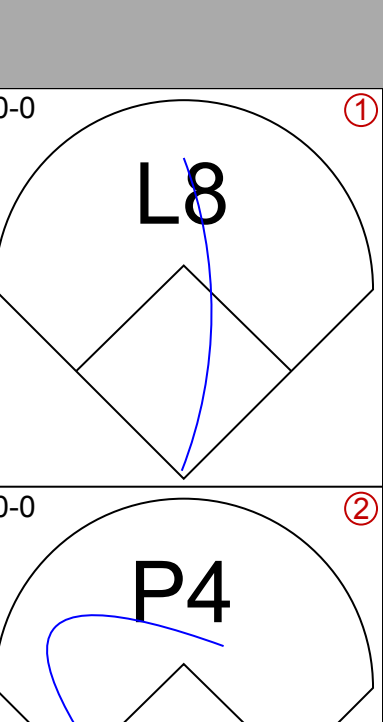
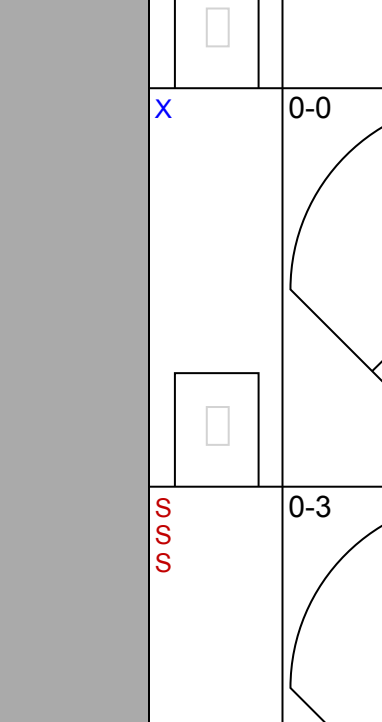
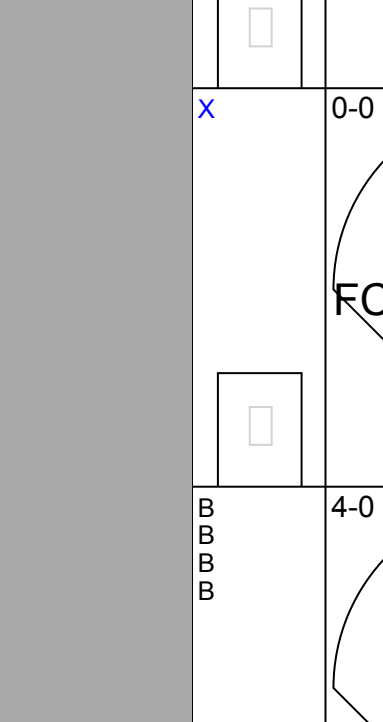
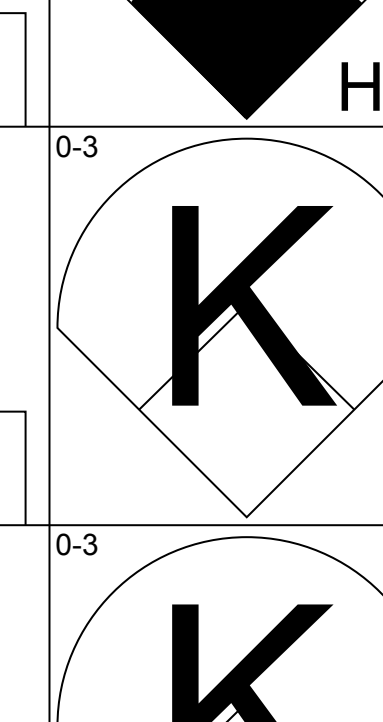
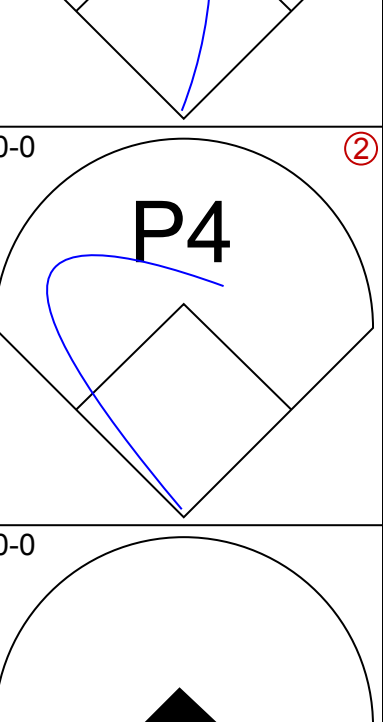
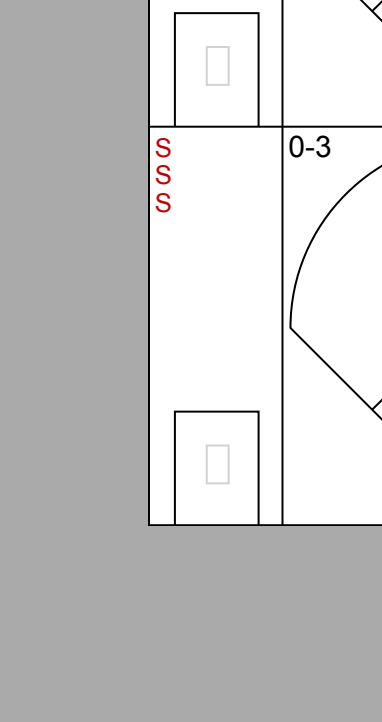
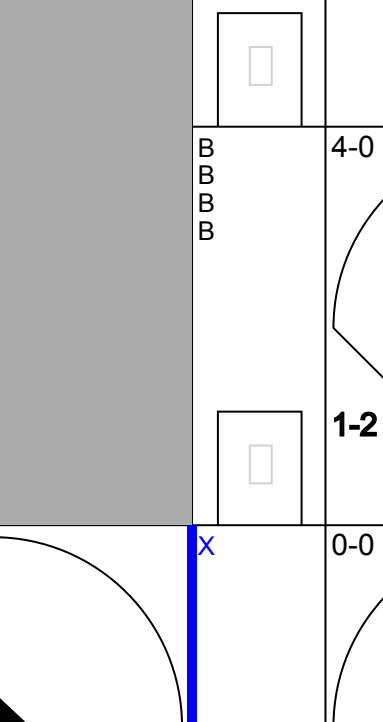
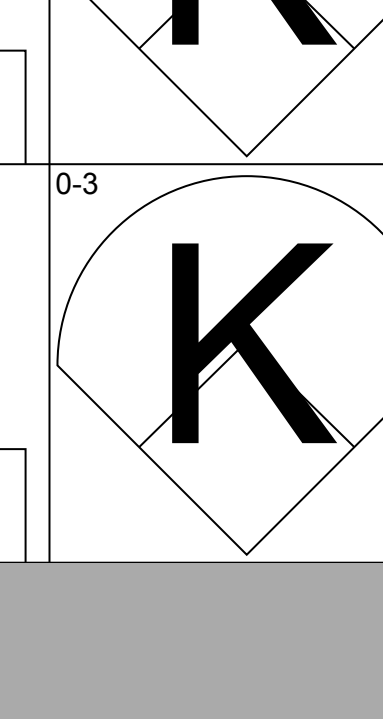
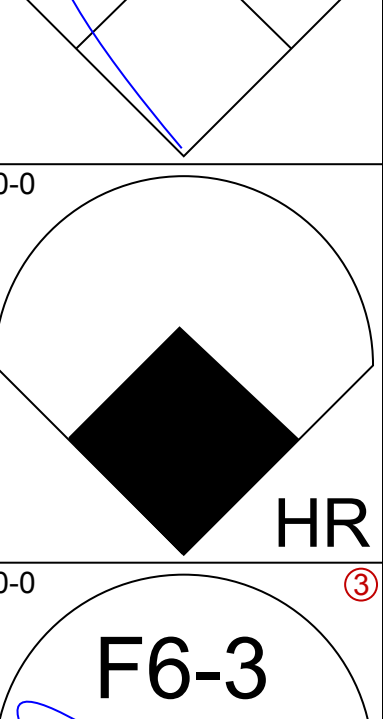
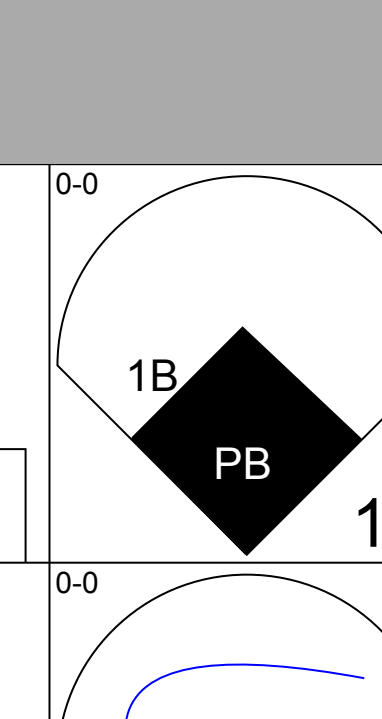
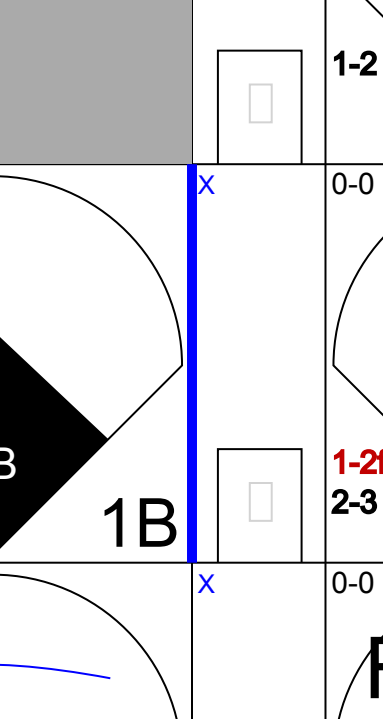
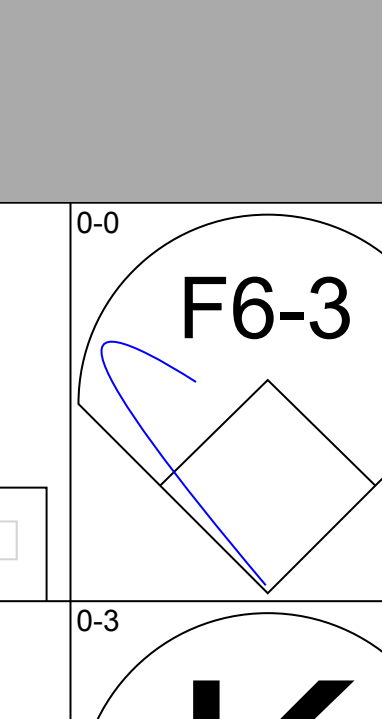
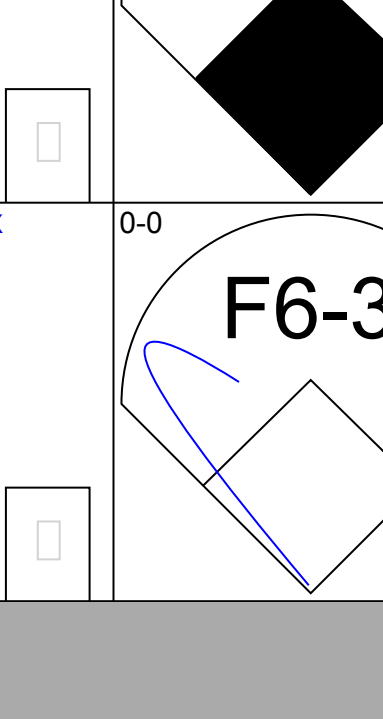
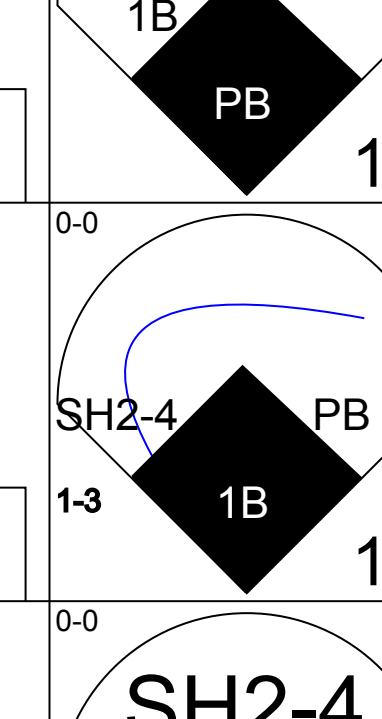
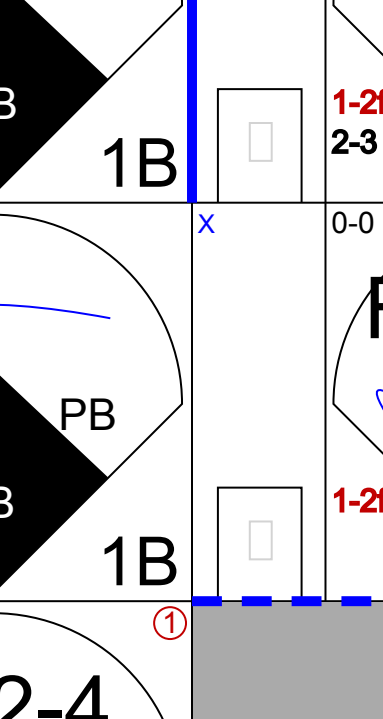
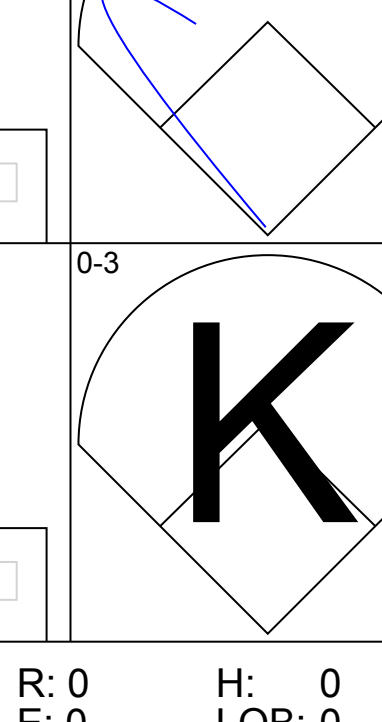
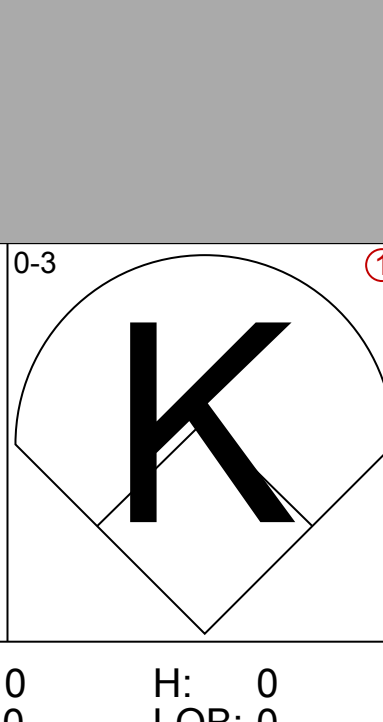
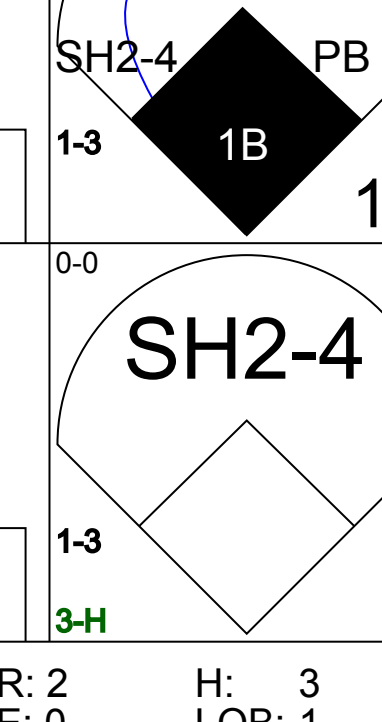


Batter	1	2	3	4	5	6	7	8	9	10	11	AB	R	H	RBI	BB	SO	LOB	BOTTOM							
Bob Dernier, R OBP: 0.284, SLG: 0.309 (1, 8)												4	0	1	1	0	0	2								
Tony Perez, R OBP: 0.330, SLG: 0.427 (9, PH)												2	0	1	0	0	1	1								
Pete Rose, S OBP: 0.326, SLG: 0.317 (1, 3)												5	0	2	1	0	0	2								
Joe Morgan, L OBP: 0.368, SLG: 0.363 (1, 4)												5	0	2	0	0	1	1								
Mike Schmidt, R OBP: 0.382, SLG: 0.464 (1, 5)												5	0	0	0	0	1	4								
Von Hayes, L OBP: 0.358, SLG: 0.401 (1, 9)												4	0	0	0	1	1	1								
Gary Matthews, R OBP: 0.330, SLG: 0.393 (1, 7)												4	1	1	0	0	1	3								
Al Holland, R OBP: 0.260, SLG: 0.361 (9, 1)												0	0	0	0	0	0	0								
Ozzie Virgil, R OBP: 0.260, SLG: 0.361 (10, PH)												1	0	0	0	0	0	0								
Bo Diaz, R OBP: 0.303, SLG: 0.391 (1, 2)												5	2	1	1	0	1	0								
Ron Reed, R (11, 1)												0	0	0	0	0	0	0								
Ivan De Jesus, R OBP: 0.299, SLG: 0.297 (1, 6)												5	1	2	1	0	0	1								
Marty Bystrom, R OBP: 0.316, SLG: 0.235 (1, 1)												1	0	0	0	0	0	1								
Porfi Altamirano, R (5, 1)												0	0	0	0	0	0	0								
Greg Gross, L OBP: 0.378, SLG: 0.344 (5, PH)												1	0	0	0	0	0	1								
Willie Hernandez, L OBP: 0.500, SLG: 0.500 (8, 1)												1	0	1	0	0	0	0								
Joe Lefebvre, L OBP: 0.373, SLG: 0.500 (9, 7)												2	1	1	1	0	0	0								
Inning Stats	R: 0 E: 0 K: 0 S: 3	H: 0 LOB: 0 BB: 0 P: 3	R: 0 E: 0 K: 0 S: 3	H: 0 LOB: 0 BB: 0 P: 3	R: 1 E: 1 K: 0 S: 5	H: 1 LOB: 1 BB: 0 P: 5	R: 0 E: 0 K: 2 S: 7	H: 0 LOB: 0 BB: 0 P: 7	R: 2 E: 0 K: 0 S: 6	H: 3 LOB: 1 BB: 0 P: 6	R: 0 E: 0 K: 0 S: 4	H: 1 LOB: 1 BB: 0 P: 4	R: 0 E: 0 K: 0 S: 4	H: 1 LOB: 1 BB: 0 P: 4	R: 0 E: 0 K: 2 S: 8	H: 2 LOB: 2 BB: 1 P: 12	R: 2 E: 0 K: 2 S: 11	H: 4 LOB: 2 BB: 0 P: 11	R: 0 E: 0 K: 0 S: 3	H: 0 LOB: 0 BB: 0 P: 3	R: 0 E: 0 K: 0 S: 3	H: 1 LOB: 1 BB: 0 P: 3	1B: 9 2B: 1 3B: 2 HR: 0	SF: 0 SAC: 0 DP: 0 HBP: 0	WP: 0 PB: 0 SB: 3 CS: 0	PA: 46
PITCHER	IP WLS BF H R ER SO BB IBB HBP BLK WP HR S P ERA WHIP	Bill Gullickson, R ERA: 4.03	7.0 2.0 12 5 2 2 4 1 0 0 0 0 0 0 32 23 2.57 3.000	Jeff Reardon, R ERA: 3.27	8.1 2.0 12 6 3 2 4 1 0 0 0 0 0 0 19 23 9.00 0.600	Dan Schatzeder, L ERA: 1.43	10.1 1.2 6 1 0 0 0 0 0 0 0 0 0 0 6 6 0.00 0.600	PITCHER	IP WLS BF H R ER SO BB IBB HBP BLK WP HR S P ERA WHIP																	

Montreal Expos @ Philadelphia Phillies
Veterans Stadium, Philadelphia, PA
Tue Jun 28 1983, 7:05 PM EDT
Att: 32,181 - Unknown

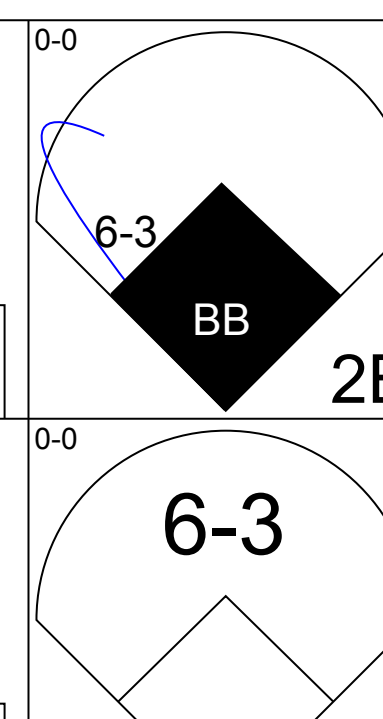
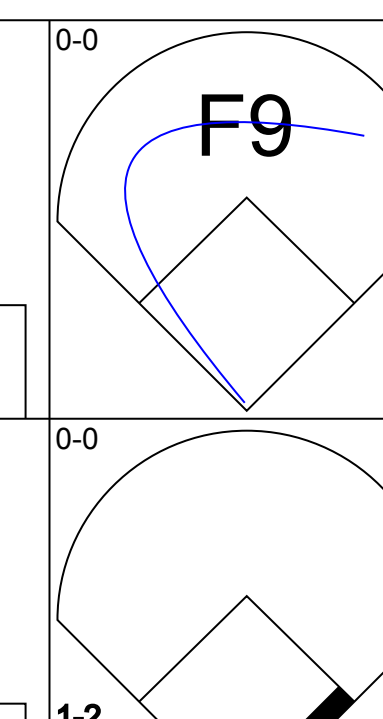
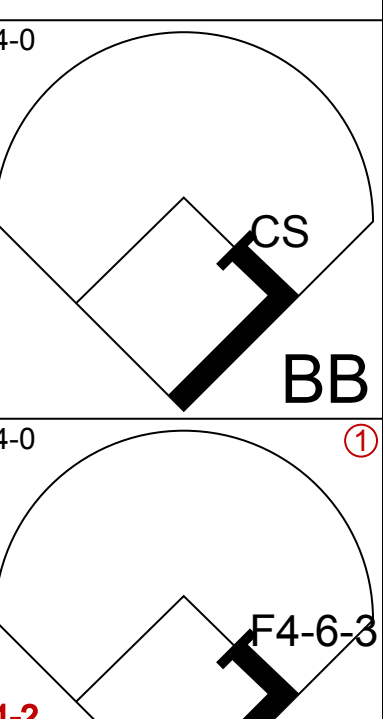
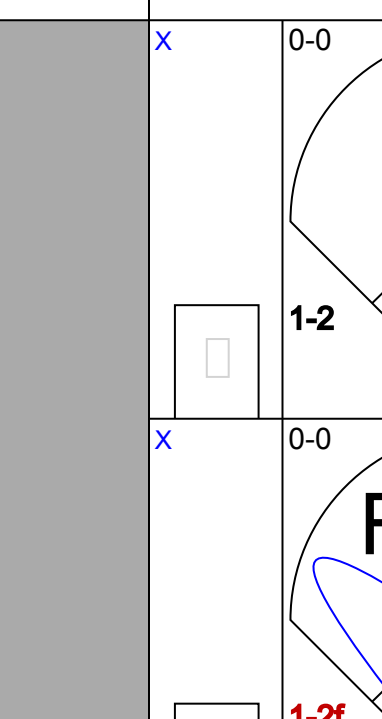
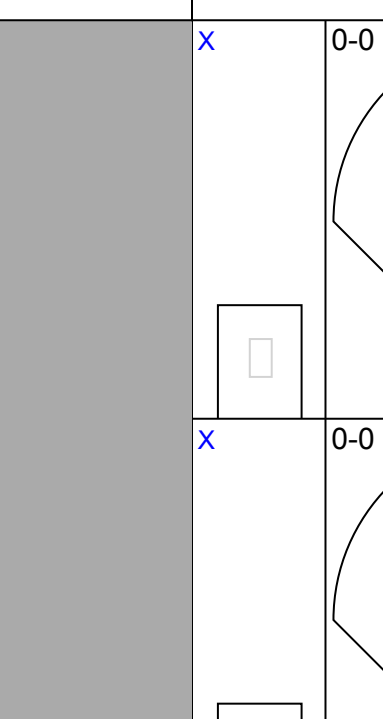
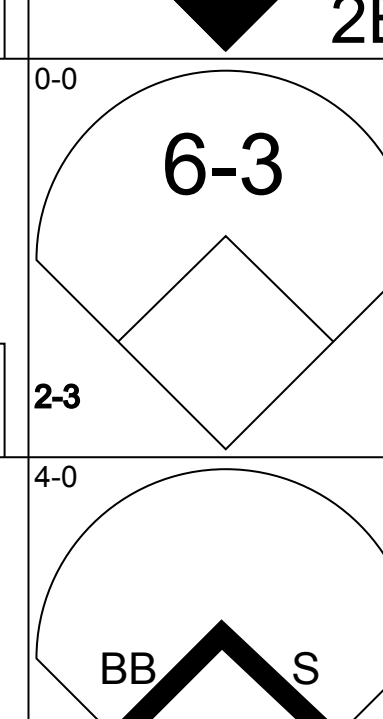
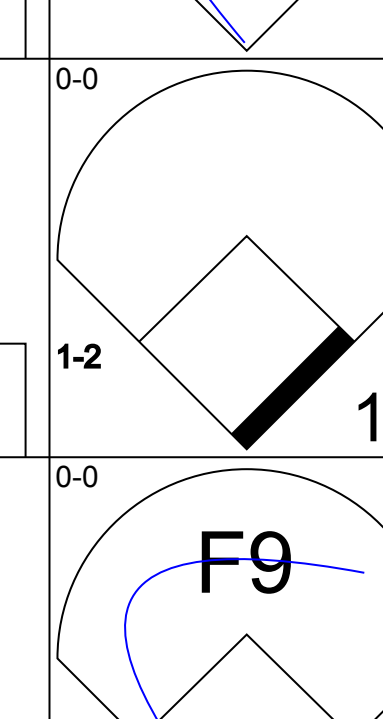
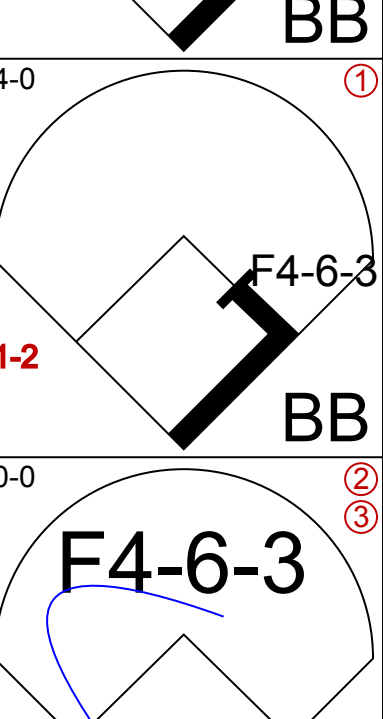
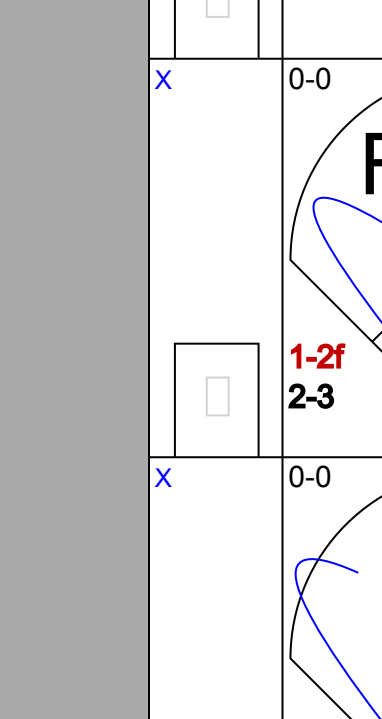
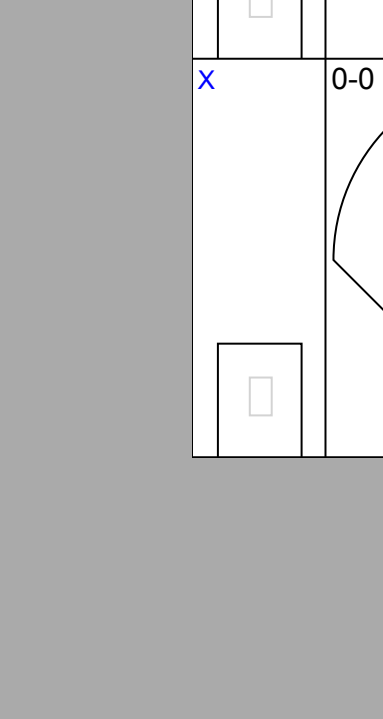
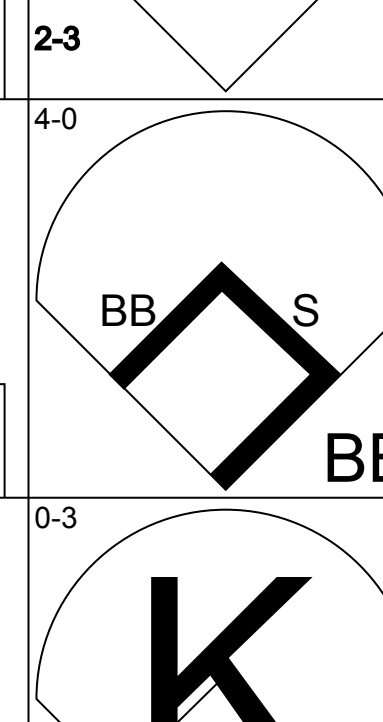
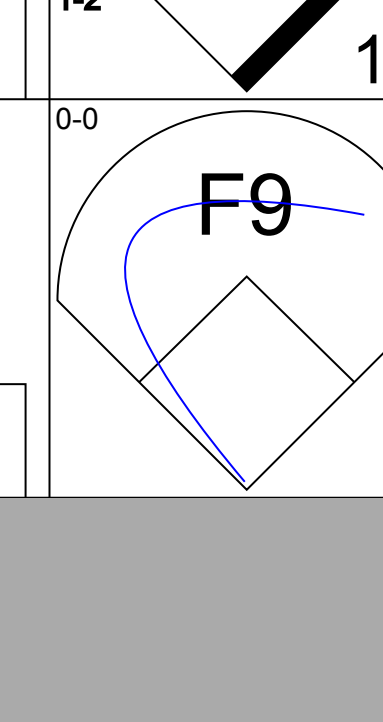
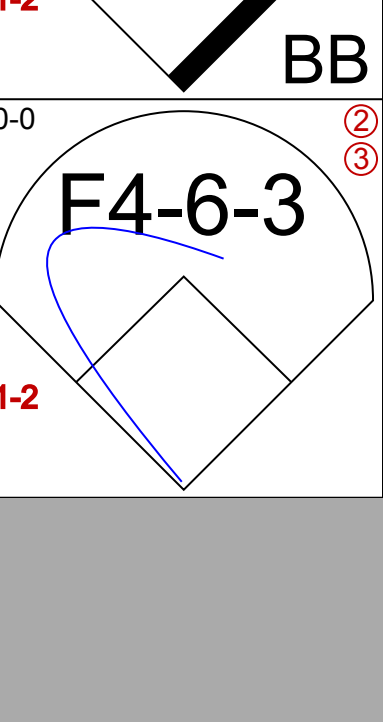
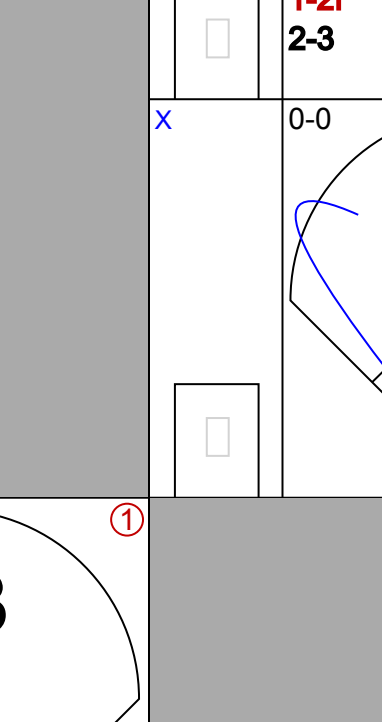
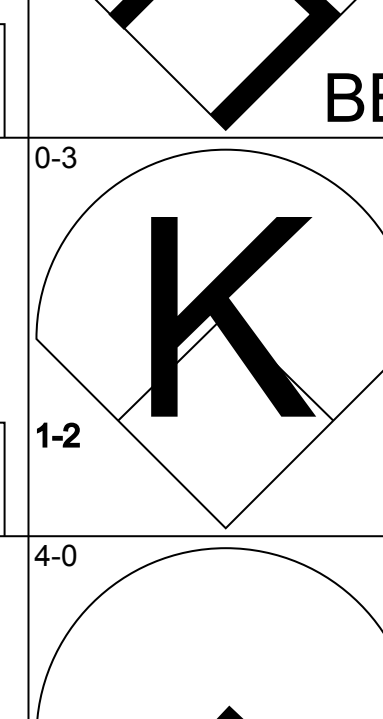
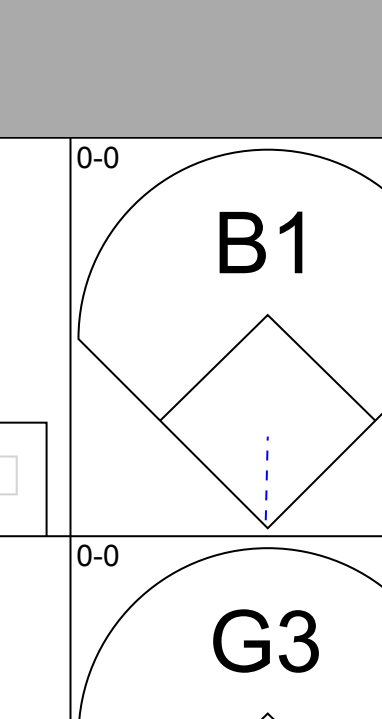
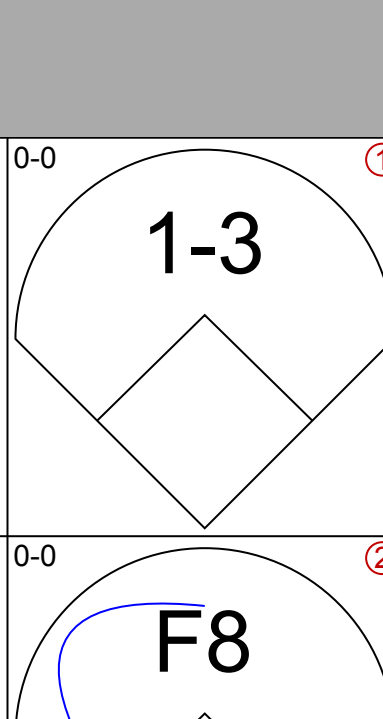
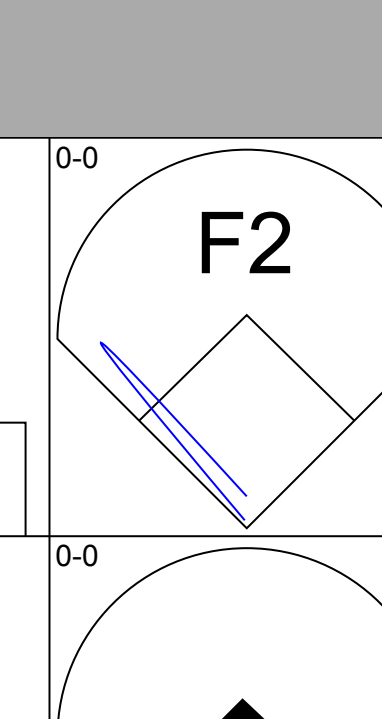
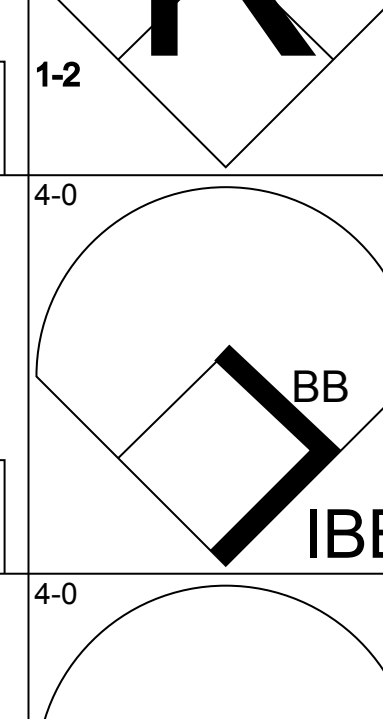
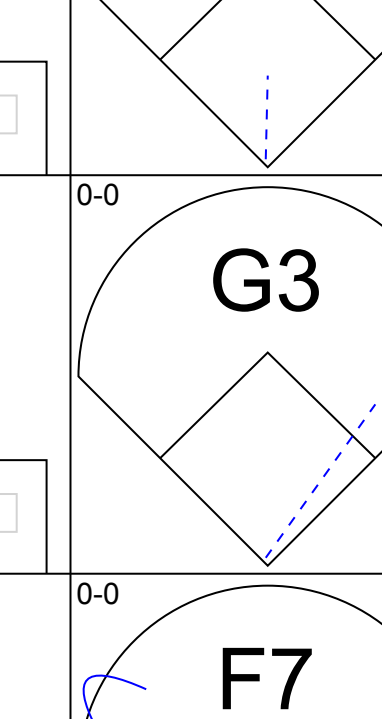
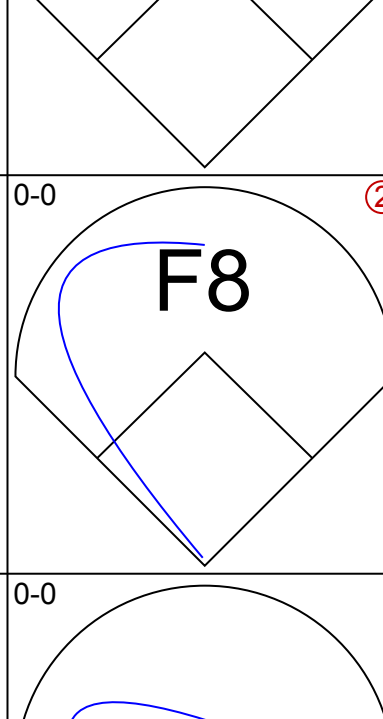
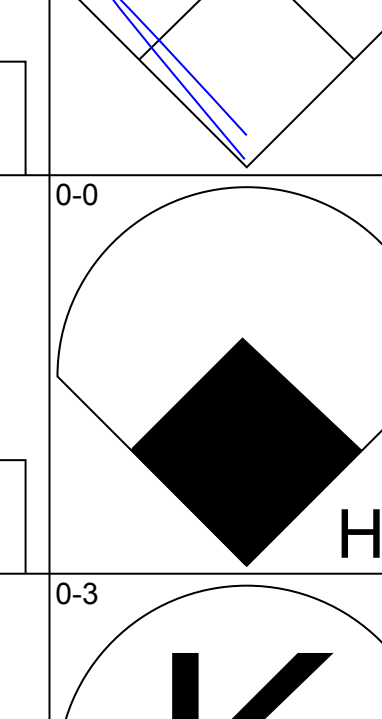
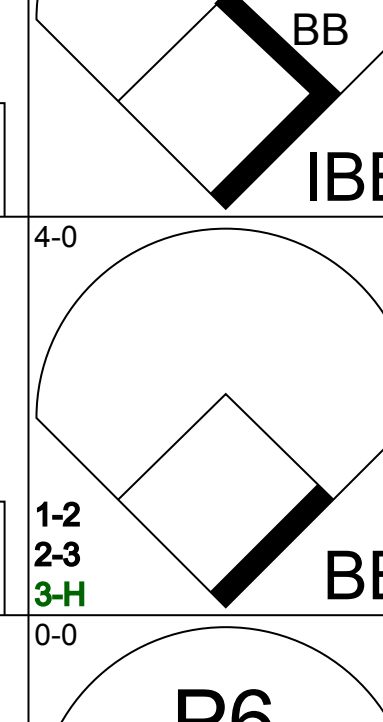
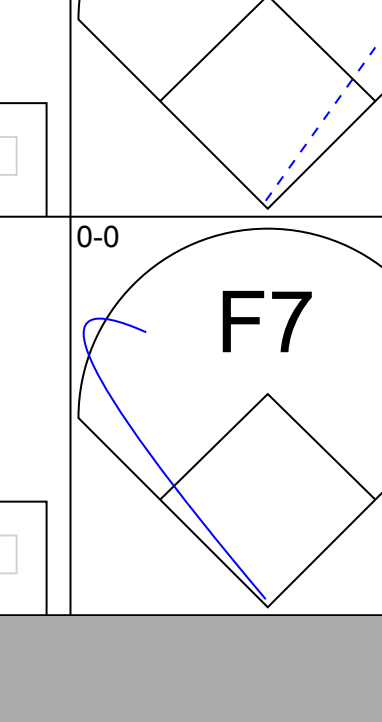
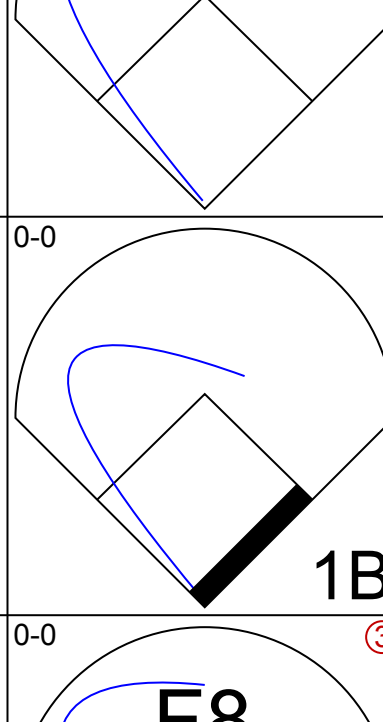
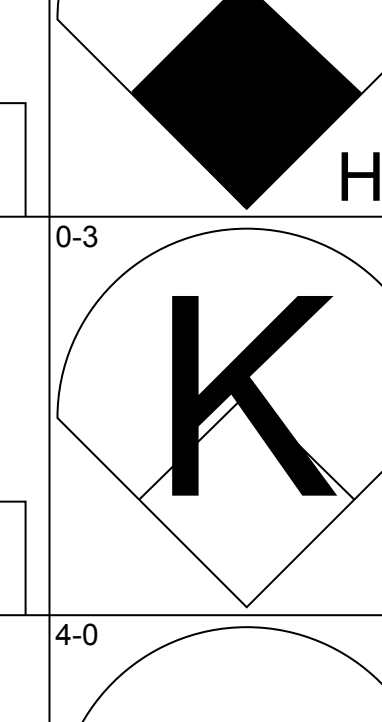
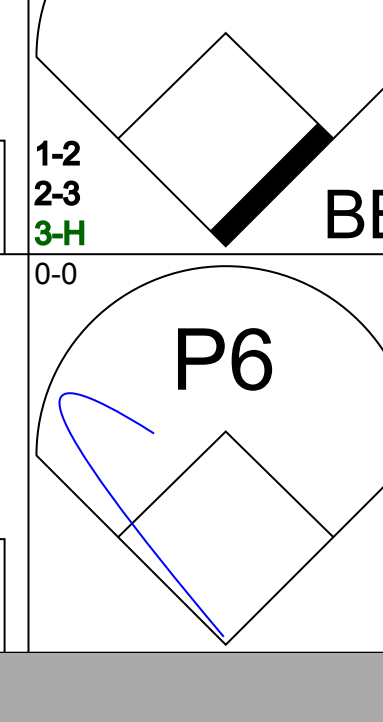
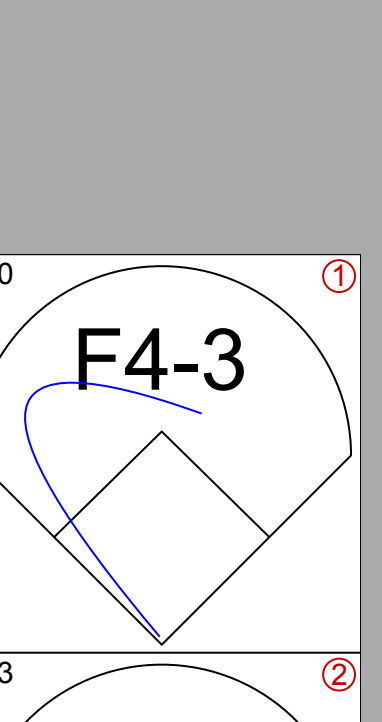
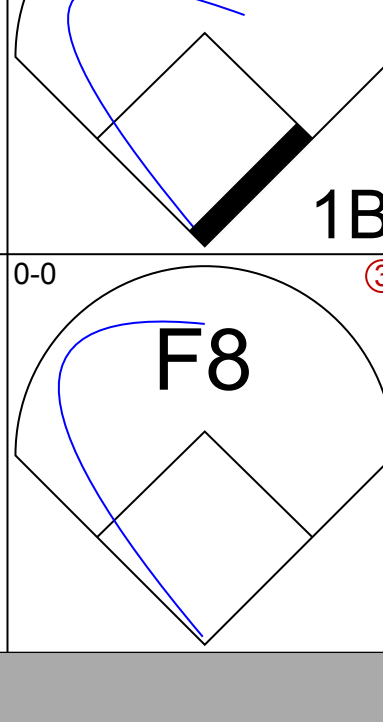
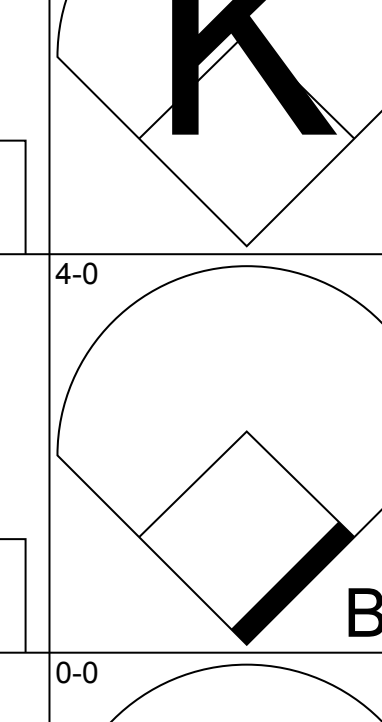
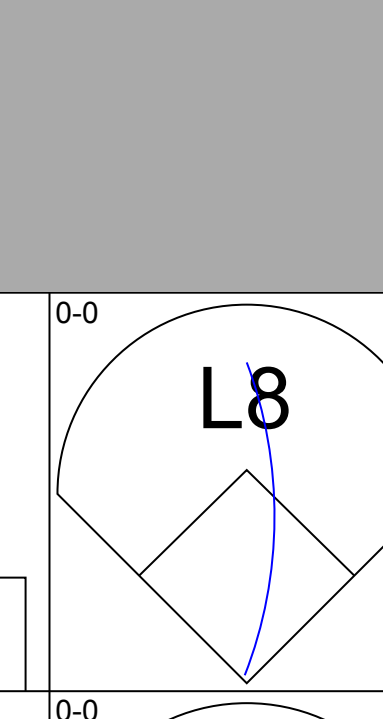
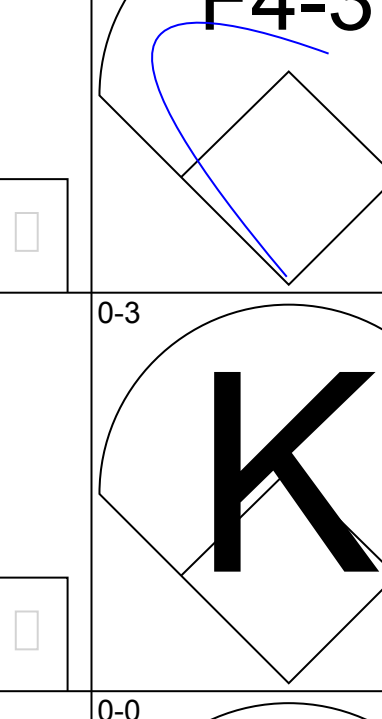
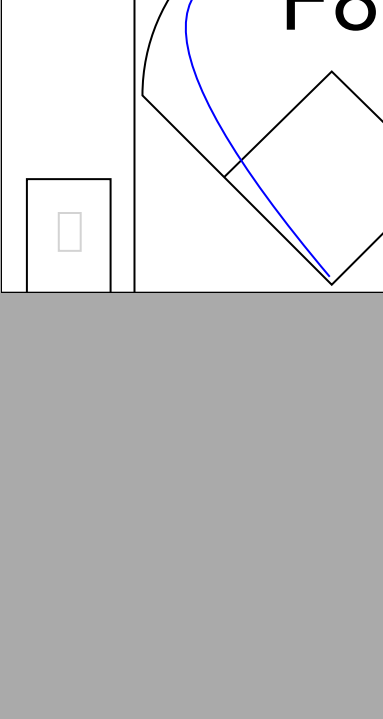
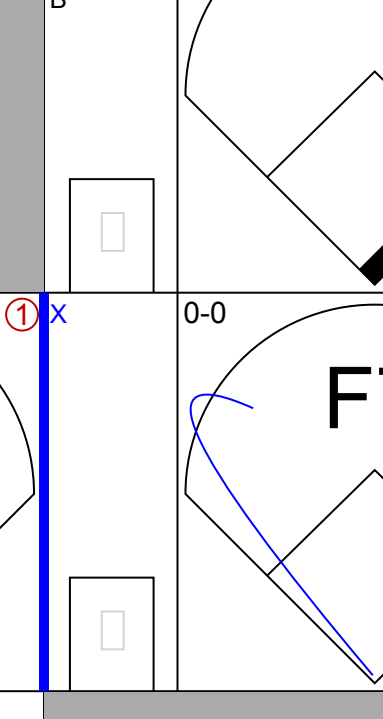
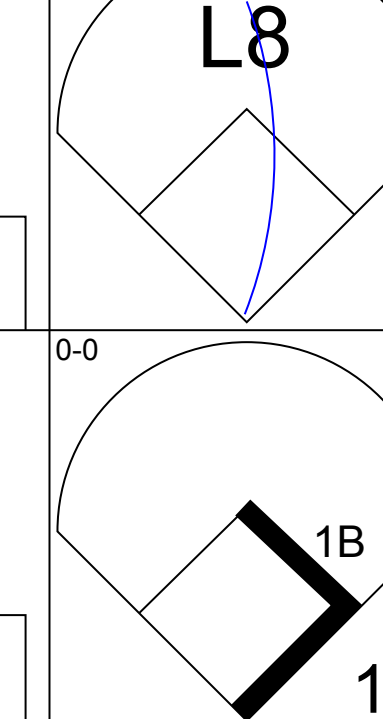
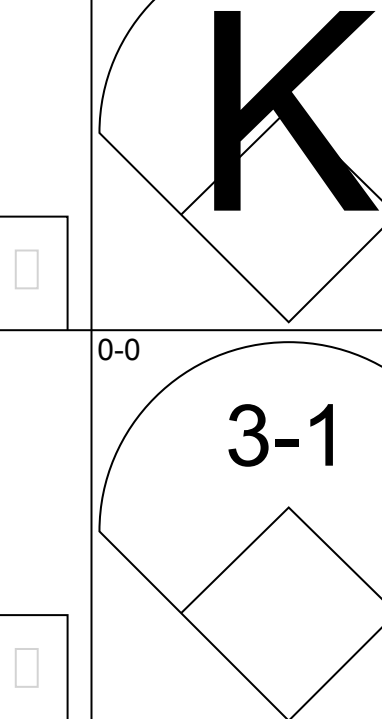

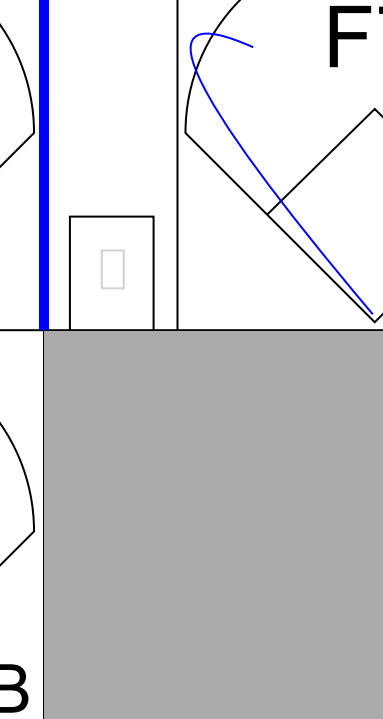
AB	45
R	5
H	12
RBI	5
BB	1
SO	6
LOB	17



Batter	1	2	3	4	5	6	7	8	9	AB	R	H	RBI	BB	SO	LOB	TOP					
Tim Raines, S OBP: 0.373, SLG: 0.401 (1, 7)										4	0	0	0	0	2	1	Montreal Expos @ Philadelphia Phillies Veterans Stadium, Philadelphia, PA Wed Jun 29 1983, 7:05 PM EDT Unknown					
Chris Speier, R OBP: 0.354, SLG: 0.326 (1, 6)										4	0	1	1	0	0	0						
Andre Dawson, R OBP: 0.338, SLG: 0.589 (1, 8)										4	1	1	1	0	1	1						
Al Oliver, L OBP: 0.222, SLG: 0.435 Terry Francona, L OBP: 0.230, SLG: 0.265 (9, 3)										4	0	0	0	0	1	0						
Gary Carter, R OBP: 0.326, SLG: 0.434 (1, 2)										4	1	2	1	0	0	0						
Tim Lincecum, R OBP: 0.343, SLG: 0.440 (1, 5)										3	0	0	0	1	2	0						
Mike Vail, R OBP: 0.327, SLG: 0.407 Warren Cromartie, L OBP: 0.355, SLG: 0.407 (9, 9)										3	2	2	1	0	1	0						
Doug Flynn, R OBP: 0.238, SLG: 0.262 (1, 4)										4	1	1	0	0	0	2						
Steve Rogers, R OBP: 0.140, SLG: 0.119 (1, 1)										2	0	0	0	0	2	0						
Inning Stats	R: 0 E: 0 K: 1 S: 5	H: 0 LOB: 0 BB: 0 P: 5	R: 1 E: 0 K: 3 S: 10	H: 1 LOB: 0 BB: 0 P: 10	R: 0 E: 0 K: 1 S: 5	H: 0 LOB: 0 BB: 0 P: 5	R: 0 E: 0 K: 1 S: 5	H: 0 LOB: 0 BB: 0 P: 5	R: 1 E: 0 K: 0 S: 4	H: 1 LOB: 0 BB: 0 P: 4	R: 0 E: 0 K: 1 S: 5	H: 0 LOB: 0 BB: 0 P: 5	R: 1 E: 0 K: 1 S: 6	H: 1 LOB: 0 BB: 0 P: 6	R: 2 E: 0 K: 1 S: 8	H: 3 LOB: 1 BB: 1 P: 8		R: 0 E: 0 K: 0 S: 4	H: 1 LOB: 2 BB: 1 P: 8	1B: 4 2B: 0 3B: 0 HR: 3	SF: 0 SAC: 1 DP: 0 HBP: 0	WP: 0 PB: 1 SB: 0 CS: 0
PITCHER	IP WLS BF H R ER SO BB IBB HBP BLK WP HR S P ERA WHIP																					
Steve Carlton, L ERA: 3.29 Porfi Altamirano, R ERA: 3.81 (1, 1)	8.0 L 30 6 5 5 9 0 0 0 0 0 3 48 48 5.62 0.750																					
Porfi Altamirano, R ERA: 3.81 (9, 1)	1.0 5 1 0 0 0 1 0 0 0 1 0 0 4 8 0.00 2.000																					

AB	33
R	5
H	7
RBI	4
BB	1
SO	9
LOB	6



Batter	1	2	3	4	5	6	7	8	9	AB	R	H	RBI	BB	SO	LOB	BOTTOM			
Bob Dernier, R OBP: 0.304, SLG: 0.333 (1, 8)										4	1	2	0	1	0	1	Montreal Expos @ Philadelphia Phillies Veterans Stadium, Philadelphia, PA Wed Jun 29 1983, 7:05 PM EDT Unknown			
Pete Rose, S OBP: 0.327, SLG: 0.316 (1, 3)										4	0	1	0	1	0	3				
Joe Morgan, L OBP: 0.366, SLG: 0.358 (1, 4)										3	0	0	0	1	0	5				
Mike Schmidt, R OBP: 0.377, SLG: 0.456 (1, 5)										4	0	0	0	0	1	2				
Von Hayes, L OBP: 0.362, SLG: 0.419 (1, 9)										3	1	1	1	1	0	0				
Gary Matthews, R OBP: 0.332, SLG: 0.393 (1, 7)										3	0	1	1	1	1	0				
Bo Diaz, R OBP: 0.302, SLG: 0.385 (1, 2)										3	0	0	0	1	0	4				
Ivan De Jesus, R OBP: 0.295, SLG: 0.293 Greg Gross, L OBP: 0.373, SLG: 0.339 Kiko Garcia, R OBP: 0.286, SLG: 0.300 (9, 6)										3	0	0	0	0	1	0				
Steve Carlton, L OBP: 0.235, SLG: 0.300 Porfi Altamirano, R OBP: 0.367, SLG: 0.491 (9, 1)										3	0	2	0	0	0	0				
Inning Stats	R: 1 E: 0 K: 1 S: 6	H: 1 LOB: 3 BB: 3 P: 18	R: 0 E: 0 K: 0 S: 5	H: 2 LOB: 2 BB: 0 P: 5	R: 0 E: 0 K: 1 S: 5	H: 0 LOB: 0 BB: 0 P: 3	R: 0 E: 0 K: 1 S: 5	H: 0 LOB: 0 BB: 0 P: 5	R: 0 E: 0 K: 0 S: 4	H: 1 LOB: 1 BB: 0 P: 4	R: 0 E: 0 K: 0 S: 5	H: 2 LOB: 2 BB: 0 P: 5	R: 0 E: 0 K: 1 S: 6	H: 1 LOB: 1 BB: 1 P: 10	R: 0 E: 0 K: 0 S: 3	H: 0 LOB: 0 BB: 0 P: 3		1B: 5 2B: 1 3B: 0 HR: 1	SF: 0 SAC: 0 DP: 1 HBP: 0	WP: 0 PB: 0 SB: 1 CS: 1
PITCHER	IP WLS BF H R ER SO BB IBB HBP BLK WP HR S P ERA WHIP																			
Steve Rogers, R ERA: 2.77 (1, 1)	9.0 W 38 7 2 2 3 5 1 0 0 0 1 38 62 2.00 1.333																			

AB	32
R	2
H	7
RBI	2
BB	6
SO	3
LOB	16



Batter	1	2	3	4	5	6	7	8	9	AB	R	H	RBI	BB	SO	LOB	TOP										
Tim Raines, S (1,7) OBP: 0.375, SLG: 0.403 Terry Francona, L (1,7) OBP: 0.243, SLG: 0.280 Jerry White, S (9,PH) OBP: 0.324, SLG: 0.138	0-0 FC6-4 1B		0-3 K		0-0 2B			4-0 FC6-4 BB	0-3 K	1	1	1	0	0	0	0	Montreal Expos @ Philadelphia Phillies Veterans Stadium, Philadelphia, PA Wed Jun 29 1983, 7:05 PM EDT Att: 32,141 - Unknown livebaseballscorecards.com										
Warren Cromartie, L (1,9) OBP: 0.353, SLG: 0.454	0-0 FC6-4 1B		0-0 6-3		0-0 F7			0-3 K		4	0	1	0	0	1	2											
Andre Dawson, R (1,8) OBP: 0.333, SLG: 0.581	0-0 FC6-4 1-2 3-H		0-0 6-3		0-0 F8			0-0 FC6-4 1-2		4	0	0	1	0	0	2											
Al Oliver, L (1,3) OBP: 0.353, SLG: 0.436	0-0 4-3 1-2			0-0 1B				0-0 F7 1-2		4	0	2	0	0	0	2											
Tim Wallach, R (1,5) OBP: 0.342, SLG: 0.438	0-0 6-3			0-0 F7 1B				0-0 L8 1B		4	1	1	0	0	0	3											
Chris Speier, R (1,6) OBP: 0.352, SLG: 0.324		0-0 L8		0-0 F8				0-0 CS 1-2	0-0 P3	4	0	1	0	0	0	1											
Bobby Ramos, R (1,2) Gary Carter, R (9,PH) OBP: 0.325, SLG: 0.432		0-0 FC4-6 1B		0-0 F9				0-0 E9 1B	0-3 K	3	0	2	0	0	0	1											
Bryan Little, S (1,4) Mike Vail, R (9,PH) OBP: 0.216, SLG: 0.321		0-0 FC4-6 1-2			0-0 4-3			0-0 F7	0-3 K	3	0	0	0	0	0	2											
Scott Sanderson, R (1,1) Terry Crowley, L (7,PH) Bryn Smith, R (7,1) Jim Wohlford, R (9,PH) OBP: 0.280, SLG: 0.380		0-3 K			0-0 1-3			0-0 F9	0-0 1-3 2-H 2B	2	0	0	0	0	1	1											
Inning Stats	R: 1 E: 0 K: 0 S: 5	H: 2 LOB: 1 BB: 0 P: 5	R: 0 E: 0 K: 1 S: 6	H: 1 LOB: 1 BB: 0 P: 6	R: 0 E: 0 K: 1 S: 5	H: 0 LOB: 0 BB: 0 P: 5	R: 0 E: 0 K: 0 S: 4	H: 1 LOB: 1 BB: 0 P: 4	R: 0 E: 0 K: 0 S: 3	H: 1 LOB: 0 BB: 0 P: 3	R: 0 E: 1 K: 0 S: 4	H: 1 LOB: 1 BB: 0 P: 4	R: 0 E: 0 K: 1 S: 5	H: 0 LOB: 1 BB: 1 P: 9	R: 1 E: 0 K: 3 S: 12	H: 3 LOB: 2 BB: 0 P: 12		1B: 8 2B: 2 3B: 0 HR: 0	SF: 0 SAC: 0 DP: 0 HBP: 0	WP: 0 PB: 0 SB: 2 CS: 1	PA: 38						
PITCHER	IP	WLS	BF	H	R	ER	SO	BB	IBB	HBP	BLK	WP	HR	S	P	ERA	WHIP										
Charles Hudson, R (1,1) ERA: 2.8	7.0	W	27	7	1	1	2	0	0	0	0	0	0	31	31	1.29	1.000										
Al Holland, L (8,1) ERA: 2.75	2.0	S	10	3	1	1	4	1	0	0	0	0	0	17	21	4.50	2.000										

Batter	1	2	3	4	5	6	7	8	9	AB	R	H	RBI	BB	SO	LOB	BOTTOM										
Bob Dernier, R (1,8) OBP: 0.301, SLG: 0.329	0-0 L9 S 1B	0-0 E5 2-H 3-H			0-0 6-3			0-0 6-3		4	0	1	0	0	0	0	Montreal Expos @ Philadelphia Phillies Veterans Stadium, Philadelphia, PA Wed Jun 29 1983, 7:05 PM EDT Att: 32,141 - Unknown livebaseballscorecards.com										
Greg Gross, L (1,7) OBP: 0.397, SLG: 0.333	0-0 L9 1-3	0-0 L9			0-0 4-3			0-0 1B		4	0	1	0	0	0	2											
Von Hayes, L (1,9) OBP: 0.354, SLG: 0.409	0-0 F7		0-0 F9			0-3 K		0-0 L8		4	0	0	0	0	1	2											
Tony Perez, R (1,3) Pete Rose, S (9,3) OBP: 0.325, SLG: 0.420 OBP: 0.327, SLG: 0.316	0-3 K		0-3 K			0-3 K				3	0	0	0	0	3	1											
Joe Lefebvre, L (1,5) OBP: 0.349, SLG: 0.466		0-0 E3 2B	0-0 G3			0-3 K				3	1	0	0	0	1	0											
Ozzie Virgil, R (1,2) Al Holland, R (8,1) OBP: 0.250, SLG: 0.347		0-0 E5 2B 1-2 E		0-0 F2			0-0 G3			3	1	0	0	0	0	1											
Kiko Garcia, R (1,4) OBP: 0.292, SLG: 0.348		0-0 E 1-3 2-H 2B		0-0 4-3			0-0 1-3			3	1	1	1	0	0	0											
Ivan De Jesus, R (1,6) OBP: 0.291, SLG: 0.288		0-0 F8		0-3 K			0-0 4-3			3	0	0	0	0	1	2											
Charles Hudson, S (1,1) Bo Diaz, R (8,2) OBP: 0.267, SLG: 0.154 OBP: 0.300, SLG: 0.383		0-3 K			0-0 B1-3			0-0 6-3		2	0	0	0	0	1	2											
Inning Stats	R: 0 E: 0 K: 1 S: 6	H: 1 LOB: 1 BB: 0 P: 6	R: 3 E: 3 K: 1 S: 9	H: 1 LOB: 1 BB: 0 P: 9	R: 0 E: 0 K: 1 S: 5	H: 0 LOB: 0 BB: 0 P: 5	R: 0 E: 0 K: 1 S: 5	H: 0 LOB: 0 BB: 0 P: 5	R: 0 E: 0 K: 3 S: 9	H: 0 LOB: 0 BB: 0 P: 9	R: 0 E: 0 K: 0 S: 3	H: 0 LOB: 0 BB: 0 P: 3	R: 0 E: 0 K: 0 S: 4	H: 1 LOB: 1 BB: 0 P: 4	R: 0 E: 0 K: 0 S: 3	H: 0 LOB: 0 BB: 0 P: 3		1B: 2 2B: 1 3B: 0 HR: 0	SF: 0 SAC: 0 DP: 0 HBP: 0	WP: 0 PB: 0 SB: 1 CS: 0	PA: 30						
PITCHER	IP	WLS	BF	H	R	ER	SO	BB	IBB	HBP	BLK	WP	HR	S	P	ERA	WHIP										
Scott Sanderson, R (1,1) ERA: 4.97	6.0	L	23	2	3	0	7	0	0	0	0	0	0	37	37	0.00	0.333										
Bryn Smith, R (7,1) ERA: 2.22	2.0		7	1	0	0	0	0	0	0	0	0	0	7	7	0.00	0.500										

Batter	1	2	3	4	5	6	7	8	9	AB	R	H	RBI	BB	SO	LOB	TOP
Bob Bailor, R OBP: 0.278, SLG: 0.288 (1, 4)	0-0 6-3		0-0 L5			0-0 5-3		0-0 6-3		4	0	0	0	0	0	0	
Hubie Brooks, R OBP: 0.313, SLG: 0.387 (1, 5)	0-3 K		0-3 K			0-0 L8		0-0 F8		4	0	0	0	0	2	0	
Keith Hernandez, L OBP: 0.380, SLG: 0.458 (1, 3)	0-0 1-3			0-0 L7			0-0 4-3			3	0	0	0	0	0	0	
George Foster, R OBP: 0.310, SLG: 0.437 (1, 7)		0-0 4-3 1B		0-0 6-3			0-0 5-3			3	1	1	0	0	0	0	
Darryl Strawberry, L OBP: 0.267, SLG: 0.396 (1, 9)	0-3 K		0-0 L9				0-3 K			3	0	0	0	0	2	1	
Danny Heep, L OBP: 0.354, SLG: 0.413 (1, 8)	0-0 4-3				0-0 3-1			4-0 G4-3 BB		2	0	0	0	1	0	1	
Ron Hodges, L OBP: 0.356, SLG: 0.224 (1, 2)	0-0 FC6 1B			0-0 3-1			0-3 K			3	0	1	1	0	1	1	
José Oquendo, S OBP: 0.324, SLG: 0.303 (8, PH)	0-0 FC6				0-3 K			0-0 G4-3		2	0	0	0	0	1	1	
Rusty Staub, L OBP: 0.421, SLG: 0.439 (8, 4)	0-0 FC6							0-0 G4-3		1	0	0	0	0	0	1	
Brian Giles, R OBP: 0.314, SLG: 0.288 (8, 4)	0-0 FC6							0-0 G4-3		0	0	0	0	0	0	0	
Tom Seaver, R OBP: 0.243, SLG: 0.324 (9, PH)			0-0 4-3			0-0 4-3			0-0 F8	2	0	0	0	0	0	0	
Mookie Wilson, S OBP: 0.281, SLG: 0.333 (9, PH)										1	0	0	0	0	0	0	
Inning Stats	R: 0 E: 0 K: 1 S: 5	H: 0 LOB: 0 BB: 0 P: 5	R: 1 E: 0 K: 1 S: 7	H: 2 LOB: 1 BB: 0 P: 7	R: 0 E: 0 K: 0 S: 5	H: 0 LOB: 0 BB: 0 P: 5	R: 0 E: 0 K: 0 S: 3	H: 0 LOB: 0 BB: 0 P: 3	R: 0 E: 0 K: 1 S: 5	H: 0 LOB: 0 BB: 0 P: 5	R: 0 E: 0 K: 1 S: 4	H: 0 LOB: 0 BB: 1 P: 8	R: 0 E: 0 K: 0 S: 3	H: 0 LOB: 0 BB: 0 P: 3	1B: 1 2B: 1 3B: 0 HR: 0	SF: 0 SAC: 0 DP: 1 HBP: 0	WP: 0 PA: 29 CS: 0
PITCHER John Denny, R ERA: 2.13 (1, 1)	IP: 9.0 WLS: W BF: 29 H: 2 R: 1 ER: 1 SO: 6 BB: 1 IBB: 0 HBP: 0 BLK: 0 WP: 0 HR: 0 S: 40 P: 44 ERA: 1.00 WHIP: 0.333																

New York Mets @ Philadelphia Phillies
 Veterans Stadium, Philadelphia, PA
 Fri Jul 01 1983, 7:05 PM EDT
 Att: 26,987 - Unknown

AB	28
R	1
H	2
RBI	1
BB	1
SO	6
LOB	5



Batter	1	2	3	4	5	6	7	8	9	AB	R	H	RBI	BB	SO	LOB	BOTTOM
Bob Dernier, R OBP: 0.297, SLG: 0.313 (1, 8)	0-3 K		0-0 F9		0-0 1-3		4-0 L7-4 S BB			3	0	0	0	1	1	0	
Pete Rose, S OBP: 0.325, SLG: 0.311 (1, 3)	0-0 4-3				0-0 L6		4-0 1-2 2B BB			3	1	1	0	1	0	0	
Von Hayes, L OBP: 0.349, SLG: 0.398 (1, 9)	0-0 P4		0-0 F9		0-0 F9		0-0 L7-4 2-3			4	0	0	0	0	0	3	
Mike Schmidt, R OBP: 0.378, SLG: 0.458 (1, 5)		4-0 4-3 1-6-3 1B BB	0-0 F7			0-0 F3	0-0 1-H 2B			3	1	1	1	1	0	1	
Bo Diaz, R OBP: 0.295, SLG: 0.374 (1, 2)	0-0 1-6-3 1-2			0-3 K		0-0 6-3		0-0 2B 1B		4	1	1	0	0	1	1	
Greg Gross, L OBP: 0.386, SLG: 0.362 (1, 7)	0-0 4-3			0-0 FC6-4 1B		4-0 1B 1B BB		0-0 G3 SH1-3 2B		3	2	2	1	1	0	1	
Kiko Garcia, R OBP: 0.323, SLG: 0.367 (9, 6)	0-0 1B 1B		0-0 FC6-4 1-2 S		0-0 1B 1B		0-0 1B 1B		0-0 G3	4	0	2	1	0	0	2	
Ivan De Jesus, R OBP: 0.305, SLG: 0.310 (9, 4)	0-0 1B		0-0 1B		4-0 1-2 IBB		0-0 1B		0-0 SH1-3	2	0	2	2	1	0	0	
Larry Milbourne, S OBP: 0.262, SLG: 0.263 (9, 4)	0-0 1B		0-0 1B		0-0 P3		0-0 F8		0-0 6-3	4	0	0	0	0	1	6	
John Denny, R OBP: 0.154, SLG: 0.132 (1, 1)										4	0	0	0	0	1	6	
Inning Stats	R: 0 E: 0 K: 1 S: 5	H: 0 LOB: 0 BB: 0 P: 5	R: 1 E: 0 K: 1 S: 7	H: 2 LOB: 1 BB: 1 P: 11	R: 0 E: 0 K: 1 S: 6	H: 1 LOB: 2 BB: 1 P: 10	R: 0 E: 0 K: 0 S: 3	H: 0 LOB: 0 BB: 0 P: 3	R: 1 E: 0 K: 0 S: 5	H: 2 LOB: 2 BB: 1 P: 9	R: 1 E: 0 K: 0 S: 2	H: 1 LOB: 1 BB: 2 P: 10	R: 2 E: 0 K: 0 S: 5	H: 2 LOB: 0 BB: 0 P: 5	1B: 7 2B: 3 3B: 0 HR: 0	SF: 0 SAC: 1 DP: 1 HBP: 0	WP: 0 PA: 36 CS: 0
PITCHER Tom Seaver, R ERA: 3.38 (1, 1)	IP: 8.0 WLS: L BF: 36 H: 9 R: 5 ER: 5 SO: 3 BB: 4 IBB: 1 HBP: 0 BLK: 0 WP: 0 HR: 0 S: 37 P: 57 ERA: 5.62 WHIP: 1.625																

New York Mets @ Philadelphia Phillies
 Veterans Stadium, Philadelphia, PA
 Fri Jul 01 1983, 7:05 PM EDT
 Att: 26,987 - Unknown

AB	30
R	5
H	9
RBI	5
BB	5
SO	3
LOB	14



Batter	1	2	3	4	5	6	7	8	9	AB	R	H	RBI	BB	SO	LOB	TOP		
Mookie Wilson, S OBP: 0.280, SLG: 0.336 (1, 8)	E6 1B	CS	5-3		K		2-3			4	1	0	0	0	1	0			
Hubie Brooks, R OBP: 0.307, SLG: 0.377 (1, 5)	4-0 1B 1B BB		G3			K		K		3	1	0	0	1	2	0			
Keith Hernandez, L OBP: 0.380, SLG: 0.454 (1, 3)	0-0 1B 1-2 2-H		4-3			S 1B		K		4	1	2	1	0	1	0			
George Foster, R OBP: 0.305, SLG: 0.439 (1, 7)	0-0 P4			5-3		6-3		K		4	0	0	0	0	1	3			
Darryl Strawberry, L OBP: 0.272, SLG: 0.384 (1, 9)	0-3 K			L8		4-0 1B E IBB			4-1	3	1	0	0	1	1	2			
Ron Hodges, L OBP: 0.383, SLG: 0.231 (1, 2)	0-0 1-3 2-H 1B			4-0 BB		E7 1B			L7	3	0	2	2	1	0	0			
Brian Giles, R OBP: 0.315, SLG: 0.288 (6, PH)		4-0 CS BB		L9		4-0 PO IBB				1	0	0	0	1	0	1	AB 30		
Rusty Staub, L OBP: 0.436, SLG: 0.448 (6, FR)										0	0	0	0	1	0	0	R 4		
Bob Bailor, R OBP: 0.289, SLG: 0.307 (6, 4)										1	0	1	0	0	0	0	H 5		
José Oquendo, S OBP: 0.309, SLG: 0.288 (1, 6)		0-3 K			L1	PO	6-3		4-3	4	0	0	0	0	1	2	RBI 3		
Ed Lynch, R OBP: 0.185, SLG: 0.154 (7, PH)		0-0 F2				1-2 K				2	0	0	0	0	0	1	BB 5		
Dave Kingman, R OBP: 0.276, SLG: 0.437 (7, 1)					P6					1	0	0	0	0	1	0	SO 8		
Doug Sisk, R OBP: 0.333, SLG: 0.333 (7, 1)							K			0	0	0	0	0	0	0	LOB 9		
Inning Stats	R: 2 E: 1 K: 1 S: 7	H: 2 LOB: 2 BB: 1 P: 11	R: 0 E: 0 K: 1 S: 4	H: 0 LOB: 0 BB: 1 P: 8	R: 0 E: 0 K: 0 S: 3	H: 0 LOB: 1 BB: 1 P: 7	R: 0 E: 0 K: 1 S: 5	H: 0 LOB: 0 BB: 0 P: 5	R: 2 E: 1 K: 1 S: 6	H: 2 LOB: 2 BB: 2 P: 14	R: 0 E: 0 K: 1 S: 5	H: 0 LOB: 0 BB: 0 P: 5	R: 0 E: 0 K: 3 S: 9	H: 0 LOB: 0 BB: 0 P: 9	R: 0 E: 0 K: 0 S: 4	H: 1 LOB: 1 BB: 0 P: 4	1B: 5 2B: 0 3B: 0 HR: 0	SF: 0 SAC: 0 DP: 0 HBP: 0	WP: 0 PA: 37 CS: 1
PITCHER	IP WLS BF H R ER SO BB IBB HBP BLK WP HR S P ERA WHIP																		
Ed Farmer, R ERA: 6.08	(1, 1) 1.0 L 7 2 2 0 1 2 0 0 0 0 0 0 7 15 0.00 4.000																		
Tug McGraw, L ERA: 2.42	(2, 1) 4.0 0 12 0 0 0 2 1 0 0 0 0 0 15 19 0.00 0.250																		
Ron Reed, R ERA: 2.4	(6, 1) 2.0 9 2 2 1 2 0 2 0 0 0 0 0 11 19 4.50 1.000																		
Porfi Altamirano, R ERA: 3.54	(8, 1) 2.0 7 1 0 0 3 0 0 0 0 0 0 0 13 13 0.00 0.500																		

New York Mets @ Philadelphia Phillies
Veterans Stadium, Philadelphia, PA
Sat Jul 02 1983, 7:05 PM EDT
Att: 40,045 - Unknown

AB	30
R	4
H	5
RBI	3
BB	5
SO	8
LOB	9



Batter	1	2	3	4	5	6	7	8	9	AB	R	H	RBI	BB	SO	LOB	BOTTOM				
Von Hayes, L OBP: 0.343, SLG: 0.389 (1, 8)	0-0 3-1		K		L9		K			4	0	0	0	0	2	1					
Greg Gross, L OBP: 0.398, SLG: 0.375 (1, 9)	0-0 6-3		1-3			3B 2B		G3 1B BB		3	2	1	0	1	0	0					
Mike Schmidt, R OBP: 0.384, SLG: 0.474 (1, 5)	4-0 BB			F7		1B 3B		5-3		3	1	1	1	1	0	1					
Tony Perez, R OBP: 0.323, SLG: 0.416 (1, 3)	0-0 F8			K		F9 1B		G3		4	0	1	1	0	1	2					
Gary Matthews, R OBP: 0.336, SLG: 0.387 (1, 7)		4-0 CS BB		1B		5-3		1B		3	0	2	1	1	0	1					
Ozzie Virgil, R OBP: 0.250, SLG: 0.354 (1, 2)		0-0 1-2 2B		6-3		F9		1-3		4	0	1	0	0	0	3					
Kiko Garcia, R OBP: 0.308, SLG: 0.447 (1, 4)		0-0 F8			5-3	F3		1-3		4	0	0	0	0	0	2	AB 33				
Ivan De Jesus, R OBP: 0.307, SLG: 0.314 (1, 6)		0-0 F7			L8 2B		6-3	G3		4	0	1	0	0	0	1	R 3				
Ed Farmer, R OBP: 0.187, SLG: 0.167 (2, 1)										0	0	0	0	0	0	0	H 7				
Joe Lefebvre, L OBP: 0.305, SLG: 0.508 (5, PH)					6-3					1	0	0	0	0	0	1	RBI 3				
Ron Reed, R OBP: 0.303, SLG: 0.354 (8, 1)										0	0	0	0	0	0	0	BB 3				
Joe Morgan, L OBP: 0.303, SLG: 0.354 (8, 1)										1	0	0	0	0	0	0	SO 3				
Porfi Altamirano, R OBP: 0.303, SLG: 0.354 (8, 1)										1	0	0	0	0	0	0	LOB 12				
Pete Rose, S OBP: 0.310, SLG: 0.305 (9, PH)										0	0	0	0	0	0	0					
Inning Stats	R: 0 E: 0 K: 0 S: 3	H: 0 LOB: 1 BB: 1 P: 7	R: 0 E: 0 K: 0 S: 3	H: 1 LOB: 1 BB: 1 P: 7	R: 0 E: 0 K: 1 S: 5	H: 0 LOB: 0 BB: 0 P: 5	R: 0 E: 0 K: 1 S: 6	H: 1 LOB: 1 BB: 0 P: 6	R: 0 E: 0 K: 0 S: 4	H: 1 LOB: 1 BB: 0 P: 4	R: 2 E: 0 K: 0 S: 6	H: 3 LOB: 1 BB: 0 P: 6	R: 0 E: 0 K: 1 S: 5	H: 0 LOB: 0 BB: 0 P: 5	R: 1 E: 0 K: 0 S: 4	H: 1 LOB: 1 BB: 1 P: 8	R: 0 E: 0 K: 0 S: 3	H: 0 LOB: 0 BB: 0 P: 3	1B: 3 2B: 3 3B: 1 HR: 0	SF: 0 SAC: 0 DP: 0 HBP: 0	WP: 0 PA: 36 CS: 1
PITCHER	IP WLS BF H R ER SO BB IBB HBP BLK WP HR S P ERA WHIP																				
Ed Lynch, R ERA: 3.35	(1, 1) 6.0 W 25 6 2 2 2 2 2 0 0 0 0 0 27 35 3.00 1.333																				
Doug Sisk, R ERA: 2.53	(7, 1) 3.0 S 11 1 1 1 1 1 0 0 0 0 0 0 12 16 3.00 0.667																				

New York Mets @ Philadelphia Phillies
Veterans Stadium, Philadelphia, PA
Sat Jul 02 1983, 7:05 PM EDT
Att: 40,045 - Unknown

AB	33
R	3
H	7
RBI	3
BB	3
SO	3
LOB	12



Batter	1	2	3	4	5	6	7	8	9	AB	R	H	RBI	BB	SO	LOB	TOP																	
Mookie Wilson, S OBP: 0.279, SLG: 0.335 (1, 8)										4	1	1	0	0	1	0	New York Mets @ Philadelphia Phillies Veterans Stadium, Philadelphia, PA Sun Jul 03 1983, 3:33 AM EDT Att: 32,962 - Unknown																	
Hubie Brooks, R OBP: 0.306, SLG: 0.375 (1, 5)										4	0	1	0	0	0	0																		
Keith Hernandez, L OBP: 0.375, SLG: 0.448 (1, 3)										4	0	0	1	0	0	1																		
Danny Heep, L OBP: 0.358, SLG: 0.415 (1, 7)										4	1	2	0	0	1	0																		
Darryl Strawberry, L OBP: 0.272, SLG: 0.399 (1, 9)										4	1	1	2	0	2	2																		
Ron Hodges, L OBP: 0.386, SLG: 0.233 (1, 2)										3	1	1	0	1	2	2																		
Brian Giles, R OBP: 0.318, SLG: 0.290 (1, 4)										4	0	2	0	0	2	0																		
José Oquendo, S OBP: 0.306, SLG: 0.285 (9, PH)									2	0	0	1	0	0	2																			
Dave Kingman, R OBP: 0.274, SLG: 0.435 (9, PH)									1	0	0	0	0	1	0																			
Craig Swan, R OBP: 0.105, SLG: 0.105 (7, 1)									3	0	0	0	0	1	1																			
Doug Sisk, R OBP: 0.333, SLG: 0.333 (9, PH)									0	0	0	0	0	0	0																			
George Foster, R OBP: 0.304, SLG: 0.437 (9, PH)									1	0	0	0	0	1	0																			
Inning Stats	R: 1 E: 0 K: 1 S: 8	H: 3 LOB: 2 BB: 0 P: 8	R: 0 E: 0 K: 1 S: 5	H: 0 LOB: 0 BB: 0 P: 5	R: 0 E: 0 K: 1 S: 5	H: 0 LOB: 0 BB: 0 P: 5	R: 0 E: 0 K: 1 S: 6	H: 1 LOB: 2 BB: 1 P: 10	R: 0 E: 0 K: 0 S: 3	H: 0 LOB: 0 BB: 0 P: 3	R: 3 E: 0 K: 1 S: 9	H: 4 LOB: 1 BB: 0 P: 9	R: 0 E: 0 K: 0 S: 3	H: 0 LOB: 0 BB: 0 P: 3	R: 0 E: 0 K: 3 S: 9	H: 0 LOB: 0 BB: 0 P: 9	R: 0 E: 0 K: 3 S: 9	H: 0 LOB: 0 BB: 0 P: 9	R: 0 E: 0 K: 3 S: 9	H: 0 LOB: 0 BB: 0 P: 9	1B: 7 2B: 0 3B: 0 HR: 1	SF: 0 SAC: 1 DP: 0 HBP: 0	WP: 0 PB: 0 SB: 1 CS: 0	PA: 36										
PITCHER	IP WLS BF H R ER SO BB IBB HBP BLK WP HR S P ERA WHIP																																	
Charles Hudson, R ERA: 3.12 (1, 1)	7.0	30	8	4	4	5	1	0	0	0	0	0	1	39	43	5.14	1.286																	
Willie Hernandez, L ERA: 1.83 (8, 1)	2.0	W	6	0	0	0	6	0	0	0	0	0	0	0	18	18	0.00	0.000																

AB	34
R	4
H	8
RBI	4
BB	1
SO	11
LOB	8



Batter	1	2	3	4	5	6	7	8	9	AB	R	H	RBI	BB	SO	LOB	BOTTOM															
Bob Dernier, R OBP: 0.323, SLG: 0.356 (7, PH)										3	1	2	0	0	0	1	New York Mets @ Philadelphia Phillies Veterans Stadium, Philadelphia, PA Sun Jul 03 1983, 3:33 AM EDT Att: 32,962 - Unknown															
Joe Morgan, L OBP: 0.362, SLG: 0.352 (7, PR)										1	0	0	1	0	0	1																
Willie Hernandez, L OBP: 0.500, SLG: 0.500 (8, 1)										0	0	0	0	0	0	0																
Pete Rose, S OBP: 0.318, SLG: 0.304 (1, 3)										4	0	1	1	0	0	3																
Mike Schmidt, R OBP: 0.385, SLG: 0.484 (1, 5)										3	1	1	1	1	1	1																
Von Hayes, L OBP: 0.342, SLG: 0.402 (8, 8)										4	1	1	1	0	0	2																
Bo Diaz, R OBP: 0.294, SLG: 0.384 (1, 2)										4	0	0	0	0	0	0																
Gary Matthews, R OBP: 0.334, SLG: 0.385 (9, 7)										4	1	1	0	0	2	0																
Greg Gross, L OBP: 0.398, SLG: 0.375 (9, 7)										0	0	0	0	0	0	0																
Kiko Garcia, R OBP: 0.349, SLG: 0.500 (1, 4)										4	2	3	1	0	0	0																
Ivan De Jesus, R OBP: 0.308, SLG: 0.323 (1, 6)										3	0	1	1	0	1	1																
Charles Hudson, S OBP: 0.235, SLG: 0.133 (7, PH)										2	0	0	0	0	1	1																
Joe Lefebvre, L OBP: 0.368, SLG: 0.516 (8, 9)										1	0	1	0	0	0	0																
Inning Stats	R: 0 E: 0 K: 0 S: 3	H: 1 LOB: 1 BB: 1 P: 7	R: 0 E: 0 K: 1 S: 5	H: 0 LOB: 0 BB: 0 P: 5	R: 1 E: 0 K: 3 S: 11	H: 2 LOB: 1 BB: 0 P: 11	R: 0 E: 0 K: 0 S: 3	H: 0 LOB: 0 BB: 0 P: 3	R: 1 E: 0 K: 0 S: 5	H: 2 LOB: 1 BB: 0 P: 5	R: 1 E: 0 K: 1 S: 6	H: 1 LOB: 0 BB: 0 P: 6	R: 1 E: 0 K: 0 S: 5	H: 2 LOB: 1 BB: 0 P: 5	R: 2 E: 0 K: 0 S: 5	H: 3 LOB: 1 BB: 0 P: 5	R: 2 E: 0 K: 0 S: 5	H: 3 LOB: 1 BB: 0 P: 5	1B: 5 2B: 3 3B: 1 HR: 2	SF: 0 SAC: 0 DP: 1 HBP: 0	WP: 0 PB: 0 SB: 0 CS: 0	PA: 34										
PITCHER	IP WLS BF H R ER SO BB IBB HBP BLK WP HR S P ERA WHIP																															
Craig Swan, R ERA: 5.04 (7, 1)	1.2	L	7	3	2	2	0	0	0	0	0	1	7	7	10.80	1.800																
Doug Sisk, R ERA: 2.75 (7, 1)	1.2	L	7	3	2	2	0	0	0	0	0	1	7	7	10.80	1.800																


AB	33
R	6
H	11
RBI	6
BB	1
SO	5
LOB	10



Batter	1	2	3	4	5	6	7	8	9	AB	R	H	RBI	BB	SO	LOB	TOP			
Mookie Wilson, S (1, 8) OBP: 0.279, SLG: 0.334										4	0	1	0	0	1	2				
Hubie Brooks, R (1, 5) OBP: 0.308, SLG: 0.377										4	0	2	0	0	0	0				
Keith Hernandez, L (1, 3) OBP: 0.371, SLG: 0.442										4	0	0	0	0	1	3				
George Foster, R (1, 7) OBP: 0.300, SLG: 0.431										4	0	0	0	0	2	3				
Dave Kingman, R (1, 9) OBP: 0.271, SLG: 0.429										3	0	0	0	0	2	2				
Bob Bailor, R (1, 6) OBP: 0.283, SLG: 0.300										3	0	0	0	0	0	0				
Brian Giles, R (1, 4) OBP: 0.318, SLG: 0.288										2	0	0	0	1	0	0				
Junior Ortiz, R (1, 2) OBP: 0.171, SLG: 0.128										3	0	1	0	0	1	0				
Walt Terrell, L (1, 1) Mark Bradley, R (8, PH) Carlos Diaz, R (8, 1)										2	0	0	0	0	2	2				
Inning Stats	R: 0 E: 0 K: 0 S: 3	H: 0 LOB: 0 BB: 0 P: 3	R: 0 E: 0 K: 1 S: 5	H: 0 LOB: 0 BB: 0 P: 5	R: 0 E: 0 K: 2 S: 7	H: 0 LOB: 0 BB: 0 P: 7	R: 0 E: 0 K: 2 S: 9	H: 2 LOB: 2 BB: 0 P: 9	R: 0 E: 0 K: 1 S: 6	H: 1 LOB: 1 BB: 1 P: 10	R: 0 E: 0 K: 0 S: 3	H: 0 LOB: 0 BB: 0 P: 3	R: 0 E: 0 K: 1 S: 5	H: 0 LOB: 0 BB: 0 P: 5	R: 0 E: 0 K: 1 S: 5	H: 1 LOB: 0 BB: 0 P: 5	1B: 4 2B: 0 3B: 0 HR: 0	SF: 0 SAC: 0 DP: 1 HBP: 0	WP: 0 PB: 0 SB: 0 CS: 0	PA: 31
PITCHER Steve Carlton, L (1, 1) ERA: 3.09	IP: 9.0 WLS: W BF: 31 H: 4 R: 0 ER: 0 SO: 9 BB: 1 IBB: 0 HBP: 0 BLK: 0 WP: 0 HR: 0 S: 48 P: 52 ERA: 0.00 WHIP: 0.556															PITCHER				

New York Mets @ Philadelphia Phillies
Veterans Stadium, Philadelphia, PA
Mon Jul 04 1983, 7:05 PM EDT
Att: 52,710 - Unknown


AB 30
R 0
H 4
RBI 0
BB 1
SO 9
LOB 12





Batter	1	2	3	4	5	6	7	8	9	AB	R	H	RBI	BB	SO	LOB	BOTTOM			
Bob Dernier, R (1, 8) OBP: 0.324, SLG: 0.348										2	0	0	1	1	0	0				
Pete Rose, S (1, 3) OBP: 0.317, SLG: 0.300										3	0	0	0	1	0	2				
Mike Schmidt, R (1, 5) OBP: 0.383, SLG: 0.478										3	1	0	0	1	2	1				
Von Hayes, L (1, 9) OBP: 0.340, SLG: 0.399										4	1	1	0	0	0	1				
Bo Diaz, R (1, 2) OBP: 0.293, SLG: 0.379										3	1	0	0	1	3	2				
Joe Lefebvre, L (1, 7) OBP: 0.389, SLG: 0.569										3	0	2	1	1	1	0				
Kiko Garcia, R (1, 4) OBP: 0.383, SLG: 0.500										2	0	1	1	1	0	1				
Ivan De Jesus, R (1, 6) OBP: 0.311, SLG: 0.323										3	1	1	1	1	0	4				
Steve Carlton, L (1, 1) OBP: 0.226, SLG: 0.288										2	0	0	0	0	0	3				
Inning Stats	R: 0 E: 0 K: 0 S: 3	H: 0 LOB: 1 BB: 1 P: 7	R: 0 E: 0 K: 2 S: 7	H: 1 LOB: 0 BB: 0 P: 7	R: 1 E: 0 K: 0 S: 4	H: 1 LOB: 0 BB: 0 P: 4	R: 1 E: 0 K: 1 S: 6	H: 1 LOB: 1 BB: 1 P: 10	R: 0 E: 0 K: 0 S: 2	H: 0 LOB: 1 BB: 2 P: 10	R: 2 E: 0 K: 1 S: 6	H: 1 LOB: 2 BB: 2 P: 15	R: 0 E: 0 K: 1 S: 5	H: 0 LOB: 0 BB: 0 P: 5	R: 0 E: 0 K: 1 S: 6	H: 1 LOB: 2 BB: 1 P: 10	1B: 3 2B: 1 3B: 1 HR: 0	SF: 0 SAC: 2 DP: 1 HBP: 1	WP: 0 PB: 0 SB: 0 CS: 1	PA: 36
PITCHER Walt Terrell, R (1, 1) ERA: 5.25 Carlos Diaz, L (8, 1) ERA: 2.77	IP: 7.0 WLS: L BF: 30 H: 4 R: 4 ER: 3 SO: 5 BB: 5 IBB: 1 HBP: 1 BLK: 0 WP: 0 HR: 0 S: 33 P: 58 ERA: 3.86 WHIP: 1.286															PITCHER				

New York Mets @ Philadelphia Phillies
Veterans Stadium, Philadelphia, PA
Mon Jul 04 1983, 7:05 PM EDT
Att: 52,710 - Unknown

AB 25
R 4
H 5
RBI 4
BB 7
SO 6
LOB 14



Batter	1	2	3	4	5	6	7	8	9	AB	R	H	RBI	BB	SO	LOB	TOP		
Bob Dernier, R (1, 8) OBP: 0.311, SLG: 0.333	6-3	5-3			F9		4-3		FC5-4	4	0	0	0	0	0	1	Philadelphia Phillies @ Cincinnati Reds Riverfront Stadium, Cincinnati, OH Fri Jul 08 1983, 7:05 PM EDT Att: 23,711 - Unknown livebaseballscores.com		
Joe Lefebvre, L (9, PH) OBP: 0.389, SLG: 0.569										0	0	0	0	0	0				
Garry Maddox, R (9, PH) OBP: 0.302, SLG: 0.383										1	0	0	0	0	1				
Pete Rose, S (1, 3) OBP: 0.319, SLG: 0.303	BB 1B		6-3		1B		F9			4	0	2	0	0	0				
Gary Matthews, R (1, 7) OBP: 0.337, SLG: 0.386	1B		4-3		1B		F9			4	0	2	0	0	0				
Mike Schmidt, R (1, 5) OBP: 0.382, SLG: 0.473	1-2 BB		K		F8			6-3		3	0	0	0	1	2				
Bo Diaz, R (1, 2) OBP: 0.288, SLG: 0.372	F5				F9		F8			4	0	0	0	0	5				
Von Hayes, L (1, 9) OBP: 0.338, SLG: 0.401	P3				1B SF8		F8		K	4	1	1	0	0	1				
Kiko Garcia, R (1, 4) OBP: 0.412, SLG: 0.521		SH1 1B			SF8		1B		F8	4	0	3	0	0	0				
Ivan De Jesus, R (1, 6) OBP: 0.314, SLG: 0.328		F6			SF8		G5-4-3 1B		FC1-4 1B	3	0	2	1	0	0				
John Denny, R (1, 1) OBP: 0.146, SLG: 0.125		SH1			3-1		G5-4-3		FC1-4	2	0	0	0	0	0	3			
Tony Perez, R (9, PH) OBP: 0.321, SLG: 0.413	1-2						1-2		FC5-4	1	0	0	0	0	1				
Inning Stats	R: 0 E: 0 K: 0 S: 5	H: 2 LOB: 3 BB: 1 P: 9	R: 0 E: 0 K: 0 S: 4	H: 1 LOB: 1 BB: 0 P: 4	R: 0 E: 0 K: 1 S: 5	H: 0 LOB: 0 BB: 0 P: 5	R: 1 E: 0 K: 0 S: 5	H: 2 LOB: 1 BB: 0 P: 5	R: 0 E: 0 K: 0 S: 4	H: 2 LOB: 2 BB: 0 P: 4	R: 0 E: 0 K: 0 S: 3	H: 0 LOB: 0 BB: 0 P: 3	R: 0 E: 0 K: 1 S: 5	H: 0 LOB: 0 BB: 0 P: 5	R: 0 E: 0 K: 0 S: 4	H: 1 LOB: 1 BB: 0 P: 4	1B: 9 2B: 1 3B: 0 HR: 0	SF: 1 SAC: 1 DP: 1 HBP: 0	WP: 0 PA: 37 PB: 0 CS: 0 SB: 0
PITCHER	IP WLS BF H R ER SO BB IBB HBP BLK WP HR S P ERA WHIP																		
Joe Price, L (1, 1) ERA: 2.87	8.1 W 35 10 1 1 2 1 0 0 0 0 0 0 0 0 1.08 1.320																		
Ben Hayes, R (9, 1) ERA: 9.35	0.1 1 0 0 0 0 0 0 0 0 0 0 0 0 1 1 0.00 0.000																		
Bill Scherrer, L (9, 1) ERA: 2.77	0.1 S 1 0 0 0 0 0 0 0 0 0 0 0 0 1 1 0.00 0.000																		

Batter	1	2	3	4	5	6	7	8	9	AB	R	H	RBI	BB	SO	LOB	BOTTOM		
Eddie Milner, L (1, 8) OBP: 0.331, SLG: 0.327	G3		L6	4-3		4-3				4	0	0	0	0	0	4	Philadelphia Phillies @ Cincinnati Reds Riverfront Stadium, Cincinnati, OH Fri Jul 08 1983, 7:05 PM EDT Att: 23,711 - Unknown livebaseballscores.com		
Dave Concepcion, R (1, 6) OBP: 0.286, SLG: 0.276	F9		6-3					5-3		4	0	1	0	0	0				
Gary Redus, R (1, 7) OBP: 0.355, SLG: 0.489	1B BB			1B FC4-6 BB		F8		K		2	1	0	0	2	1				
Dan Driessen, L (1, 3) OBP: 0.378, SLG: 0.384	FC6-4 1B			FC4-6 1B		BB		F4		3	0	2	0	1	0				
Ron Oester, S (1, 4) OBP: 0.321, SLG: 0.413	FC6-4			FC4-6 1B		G3		6-3		4	1	0	1	0	0				
Nick Esasky, R (1, 5) OBP: 0.388, SLG: 0.623		6-3		1B E 1B		HR		BB HBP		3	1	2	1	0	0				
Paul Householder, S (1, 9) OBP: 0.335, SLG: 0.392		K		1B BB		F8		F8		3	0	0	0	1	1				
Dann Bilardello, R (1, 2) OBP: 0.276, SLG: 0.347	F8			1-2 2-3 3-H 1B		1B		FC5-4 BB		3	0	2	1	1	0				
Joe Price, R (1, 1) OBP: 0.143, SLG: 0.091										4	0	0	0	0	3	6			
Ben Hayes, R (9, 1) OBP: 0.286, SLG: 0.167										0	0	0	0	0	0				
Inning Stats	R: 0 E: 0 K: 0 S: 4	H: 1 LOB: 2 BB: 1 P: 8	R: 0 E: 0 K: 1 S: 5	H: 0 LOB: 0 BB: 0 P: 5	R: 0 E: 0 K: 1 S: 5	H: 0 LOB: 0 BB: 0 P: 5	R: 2 E: 1 K: 1 S: 8	H: 3 LOB: 3 BB: 2 P: 16	R: 0 E: 0 K: 0 S: 3	H: 1 LOB: 1 BB: 1 P: 7	R: 1 E: 0 K: 1 S: 7	H: 2 LOB: 1 BB: 0 P: 7	R: 0 E: 0 K: 1 S: 5	H: 0 LOB: 0 BB: 0 P: 5	R: 0 E: 0 K: 0 S: 3	H: 0 LOB: 2 BB: 1 P: 8	1B: 6 2B: 0 3B: 0 HR: 1	SF: 0 SAC: 0 DP: 0 HBP: 1	WP: 0 PA: 36 PB: 0 CS: 1 SB: 0
PITCHER	IP WLS BF H R ER SO BB IBB HBP BLK WP HR S P ERA WHIP																		
John Denny, R (1, 1) ERA: 2.22	8.0 L 36 7 3 3 5 5 0 1 0 0 1 40 61 3.38 1.500																		

Batter	1	2	3	4	5	6	7	8	9	AB	R	H	RBI	BB	SO	LOB	TOP								
Bob Dernier, R OBP: 0.304, SLG: 0.324 (1, 8)										5	0	1	0	0	2	7									
Pete Rose, S OBP: 0.326, SLG: 0.312 (1, 3)										4	0	0	0	1	0	6									
Joe Morgan, L OBP: 0.358, SLG: 0.342 Kiko Garcia, R OBP: 0.412, SLG: 0.521 (8, 4)										4	0	0	0	0	0	2									
Von Hayes, L OBP: 0.339, SLG: 0.400 (1, 9)										4	0	1	0	0	1	1									
Joe Lefebvre, L OBP: 0.388, SLG: 0.535 (1, 5)										2	2	0	0	2	0	1									
Greg Gross, L OBP: 0.409, SLG: 0.390 (1, 7)										4	0	3	0	0	0	1									
Bo Diaz, R OBP: 0.287, SLG: 0.367 (1, 2)										4	0	1	1	0	2	3									
Ivan De Jesus, R OBP: 0.316, SLG: 0.323 (1, 6)										3	0	1	0	1	0	0									
Marty Bystrom, R OBP: 0.304, SLG: 0.250 Ron Reed, R (6, 1) Tony Perez, R OBP: 0.328, SLG: 0.413 Al Holland, R (9, 1)										2	0	1	0	0	0	3									
Inning Stats	R: 0 E: 0 K: 0 S: 3	H: 1 LOB: 1 BB: 1 P: 7	R: 1 E: 0 K: 1 S: 7	H: 2 LOB: 3 BB: 2 P: 15	R: 0 E: 0 K: 0 S: 4	H: 1 LOB: 1 BB: 0 P: 4	R: 0 E: 0 K: 1 S: 6	H: 1 LOB: 0 BB: 0 P: 6	R: 0 E: 0 K: 1 S: 5	H: 0 LOB: 0 BB: 0 P: 5	R: 0 E: 0 K: 1 S: 5	H: 1 LOB: 0 BB: 0 P: 5	R: 0 E: 0 K: 1 S: 5	H: 0 LOB: 0 BB: 0 P: 5	R: 0 E: 0 K: 0 S: 3	H: 0 LOB: 0 BB: 0 P: 3	R: 1 E: 0 K: 1 S: 7	H: 2 LOB: 3 BB: 2 P: 15	1B: 8 2B: 0 3B: 0 HR: 0	SF: 0 SAC: 0 DP: 1 HBP: 0	WP: 0 PB: 0 SB: 1 CS: 1	PA: 38			
PITCHER Mario Soto, R ERA: 2.23 (1, 1)	IP: 9.0 WLS: L BF: 38	H: 8 R: 2 ER: 2 SO: 6	BB: 5 IBB: 0 HBP: 0 BLK: 0	WP: 0 HR: 0 S: 45 P: 65	ERA: 2.00 WHIP: 1.444																				

Philadelphia Phillies @ Cincinnati Reds
Riverfront Stadium, Cincinnati, OH
Sun Jul 10 1983, 3:33 AM EDT
Att: 21,923 - Unknown

AB	33
R	2
H	8
RBI	2
BB	5
SO	6
LOB	24



Batter	1	2	3	4	5	6	7	8	9	AB	R	H	RBI	BB	SO	LOB	BOTTOM								
Eddie Milner, L OBP: 0.340, SLG: 0.335 (1, 8)										3	0	3	0	1	0	0									
Dave Concepcion, R OBP: 0.288, SLG: 0.276 (1, 6)										4	0	0	0	0	1	3									
Gary Redus, R OBP: 0.352, SLG: 0.478 (1, 7)										4	0	0	0	0	3	2									
Cesar Cedeno, R OBP: 0.295, SLG: 0.348 (1, 3)										4	0	0	0	0	1	2									
Ron Oester, S OBP: 0.326, SLG: 0.416 (1, 4)										4	0	3	0	0	0	0									
Nick Esasky, R OBP: 0.392, SLG: 0.597 (1, 5)										4	0	1	0	0	3	2									
Paul Householder, S OBP: 0.327, SLG: 0.376 (1, 9)										3	0	0	0	1	1	3									
Alex Trevino, R OBP: 0.262, SLG: 0.266 Duane Walker, L OBP: 0.325, SLG: 0.400 Alan Knicely, R OBP: 0.343, SLG: 0.321 (8, 2)										2	0	0	0	0	0	2									
Mario Soto, R OBP: 0.152, SLG: 0.178 (1, 1)										3	0	0	0	0	1	2									
Inning Stats	R: 0 E: 1 K: 1 S: 5	H: 0 LOB: 1 BB: 1 P: 9	R: 0 E: 0 K: 1 S: 6	H: 1 LOB: 2 BB: 1 P: 10	R: 0 E: 0 K: 3 S: 10	H: 1 LOB: 1 BB: 0 P: 10	R: 0 E: 0 K: 1 S: 5	H: 0 LOB: 0 BB: 0 P: 5	R: 0 E: 0 K: 1 S: 6	H: 1 LOB: 1 BB: 0 P: 6	R: 0 E: 0 K: 0 S: 5	H: 2 LOB: 2 BB: 0 P: 5	R: 0 E: 0 K: 1 S: 5	H: 1 LOB: 0 BB: 0 P: 5	R: 0 E: 0 K: 1 S: 5	H: 0 LOB: 0 BB: 0 P: 5	R: 0 E: 0 K: 3 S: 10	H: 1 LOB: 1 BB: 0 P: 10	1B: 7 2B: 0 3B: 0 HR: 0	SF: 0 SAC: 0 DP: 0 HBP: 0	WP: 0 PB: 0 SB: 2 CS: 1	PA: 36			
PITCHER Marty Bystrom, R ERA: 4.18 Ron Reed, R ERA: 2.23 Al Holland, L ERA: 2.61 (9, 1)	IP: 5.0 WLS: W BF: 20	H: 3 R: 0 ER: 0 SO: 7	BB: 2 IBB: 0 HBP: 0 BLK: 0	WP: 0 HR: 0 S: 0 P: 15	ERA: 0.00 WHIP: 1.000																				

Philadelphia Phillies @ Cincinnati Reds
Riverfront Stadium, Cincinnati, OH
Sun Jul 10 1983, 3:33 AM EDT
Att: 21,923 - Unknown

AB	33
R	0
H	7
RBI	0
BB	2
SO	12
LOB	17



Batter	1	2	3	4	5	6	7	8	9	10	11	AB	R	H	RBI	BB	SO	LOB	TOP							
Bob Dernier, R OBP: 0.317, SLG: 0.330 Tony Perez, R OBP: 0.327, SLG: 0.411 Al Holland, R (9, 1) Larry Milbourne, S OBP: 0.274, SLG: 0.263 (11, 4)	F9	1B		1B	BB		K		K		BB	4	1	2	1	1	1	2								
Pete Rose, S OBP: 0.328, SLG: 0.312 (1, 3)	L5	5-3		1B	4-3			G3-6-4		BB	SH1	F7	6	0	2	0	1	0	5							
Joe Morgan, L OBP: 0.354, SLG: 0.333 Tug McGraw, R (11, 1)	F8		F8	F5			F6	G3-6-4		SH1		HR	5	1	0	0	1	0	3							
Mike Schmidt, R OBP: 0.389, SLG: 0.498 (1, 5)		E	HR	1B			F9	5-3		BB	IBB	HR	5	3	3	6	2	0	0							
Von Hayes, L OBP: 0.338, SLG: 0.396 (1, 9)	E4		E	F8			4-3			K	F9		7	2	2	0	0	1	4							
Gary Matthews, R OBP: 0.329, SLG: 0.378 (1, 7)	4-3		FC6-4	BB			1B	BB		5-3			2	1	0	0	4	0	2							
Bo Diaz, R OBP: 0.288, SLG: 0.364 (1, 2)	E3		E5	F8						4-3	1B	1-3	5	0	1	0	1	0	7							
Ivan De Jesus, R OBP: 0.315, SLG: 0.322 Greg Gross, L OBP: 0.404, SLG: 0.385 Kiko Garcia, R OBP: 0.423, SLG: 0.551 (9, 6)	FC3-5		FC6-4				F8			4-3		BB	4	1	1	1	0	0	3							
Charles Hudson, S OBP: 0.200, SLG: 0.111 Willie Hernandez, L OBP: 0.200, SLG: 0.100 Jon Ledyard, R OBP: 0.243, SLG: 0.128 Porfi Altamirano, R OBP: 0.271, SLG: 0.138 Garry Maddox, R OBP: 0.302, SLG: 0.381 (8, 8)	FC3-5		K				K				F9		3	0	0	0	0	2	3							
Inning Stats	R: 0 E: 0 K: 0 S: 3	H: 0 LOB: 0 BB: 0 P: 3	R: 3 E: 2 K: 0 S: 7	H: 2 LOB: 2 BB: 1 P: 11	R: 3 E: 1 K: 1 S: 8	H: 2 LOB: 1 BB: 1 P: 12	R: 1 E: 0 K: 0 S: 6	H: 3 LOB: 3 BB: 1 P: 10	R: 0 E: 0 K: 1 S: 5	H: 0 LOB: 0 BB: 0 P: 3	R: 0 E: 0 K: 2 S: 8	H: 1 LOB: 2 BB: 1 P: 12	R: 0 E: 0 K: 1 S: 6	H: 0 LOB: 0 BB: 1 P: 6	R: 0 E: 0 K: 1 S: 6	H: 1 LOB: 3 BB: 2 P: 14	R: 0 E: 0 K: 1 S: 6	H: 1 LOB: 3 BB: 2 P: 14	R: 4 E: 0 K: 0 S: 5	H: 2 LOB: 0 BB: 2 P: 13	1B: 9 2B: 1 3B: 0 HR: 2	SF: 0 SAC: 1 DP: 1 HBP: 0	WP: 0 PB: 0 SB: 2 CS: 0	PA: 59		
PITCHER	IP 3.0	WLS 1.0	BF 18	H 4	R 6	ER 1	SO 1	BB 2	IBB 0	HBP 0	BLK 0	WP 0	HR 0	S 18	P 26	ERA 3.00	WHIP 2.000									
Bruce Berenyi, R ERA: 3.95 Rich Gale, R ERA: 4.92 Ted Power, R ERA: 4.29 Ben Hayes, R ERA: 6.0 Tom Hume, R ERA: 6.04	(1, 1)	(4, 1)	(5, 1)	(7, 1)	(9, 1)	(1, 1)	(1, 1)	(1, 6)	(1, 1)	(1, 1)	(1, 1)	(1, 1)	(1, 1)	(1, 1)	(1, 1)	(1, 1)	(1, 1)	(1, 1)	(1, 1)	(1, 1)	(1, 1)	(1, 1)	(1, 1)	(1, 1)	(1, 1)	(1, 1)

Philadelphia Phillies @ Cincinnati Reds
Riverfront Stadium, Cincinnati, OH
Mon Jul 11 1983, 7:05 PM EDT
Att: 17,113 - Unknown

AB 46
R 11
H 12
RBI 8
BB 12
SO 6
LOB 37



Batter	1	2	3	4	5	6	7	8	9	10	11	AB	R	H	RBI	BB	SO	LOB	BOTTOM							
Eddie Milner, L OBP: 0.345, SLG: 0.339 Ben Hayes, R (7, 1) Johnny Bench, R OBP: 0.303, SLG: 0.399 Tom Hume, R (9, 1) Alex Trevino, R OBP: 0.268, SLG: 0.273 (11, PH)	BB		1B	SF8				K			1B	2	1	2	1	1	0	0								
Dave Concepcion, R OBP: 0.269, SLG: 0.275 (1, 6)	G1-2-3		K	CS			F9			SH5-4	K	5	0	1	0	1	2	3								
Gary Redus, R OBP: 0.353, SLG: 0.475 (1, 7)	G1-2-3		1B				K			SH5-4	F9	4	1	1	0	1	1	1								
Dan Driessen, L OBP: 0.387, SLG: 0.391 (1, 3)	G1-2-3		1B				4-3				1B	5	0	3	1	1	0	3								
Ron Oester, S OBP: 0.323, SLG: 0.412 (1, 4)	4-3		K				F8			K	F4	6	0	1	0	0	2	7								
Nick Esasky, R OBP: 0.367, SLG: 0.556 (1, 5)	F8			F7			F8			F9		5	0	0	0	0	0	4								
Paul Householder, S OBP: 0.328, SLG: 0.388 (7, 8)	K			1B						F7	F9	5	2	2	0	0	1	0								
Alan Knicely, R OBP: 0.361, SLG: 0.333 (1, 2)	K			2B						F4		4	2	2	1	1	1	0								
Bruce Berenyi, R ERA: 3.75 Willie Hernandez, L ERA: 2.14 Porfi Altamirano, R ERA: 3.3 Al Holland, L ERA: 2.48 Tug McGraw, L ERA: 2.33	(1, 1)	(6, 1)	(7, 1)	(4, PH)	(5, 1)	(6, PH)	(8, PH)	(1, 1)	(1, 1)	(1, 1)	(1, 1)	(1, 1)	(1, 1)	(1, 1)	(1, 1)	(1, 1)	(1, 1)	(1, 1)	(1, 1)	(1, 1)	(1, 1)	(1, 1)	(1, 1)	(1, 1)	(1, 1)	(1, 1)
Inning Stats	R: 0 E: 0 K: 0 S: 3	H: 1 LOB: 2 BB: 2 P: 11	R: 0 E: 0 K: 2 S: 7	H: 0 LOB: 0 BB: 0 P: 7	R: 2 E: 2 K: 2 S: 9	H: 2 LOB: 1 BB: 1 P: 13	R: 2 E: 0 K: 0 S: 5	H: 3 LOB: 0 BB: 0 P: 5	R: 0 E: 0 K: 1 S: 5	H: 0 LOB: 1 BB: 0 P: 7	R: 0 E: 0 K: 0 S: 4	H: 2 LOB: 1 BB: 1 P: 4	R: 0 E: 0 K: 1 S: 5	H: 0 LOB: 0 BB: 1 P: 9	R: 0 E: 0 K: 1 S: 6	H: 1 LOB: 2 BB: 1 P: 10	R: 0 E: 0 K: 1 S: 5	H: 0 LOB: 0 BB: 0 P: 5	R: 0 E: 0 K: 1 S: 7	H: 2 LOB: 2 BB: 0 P: 7	1B: 12 2B: 1 3B: 1 HR: 1	SF: 1 SAC: 1 DP: 2 HBP: 0	WP: 0 PB: 0 SB: 0 CS: 1	PA: 51		
PITCHER	IP 5.2	WLS 0.1	BF 26	H 8	R 6	ER 6	SO 5	BB 3	IBB 0	HBP 0	BLK 1	WP 0	HR 0	S 33	P 45	ERA 9.53	WHIP 1.941									

Philadelphia Phillies @ Cincinnati Reds
Riverfront Stadium, Cincinnati, OH
Mon Jul 11 1983, 7:05 PM EDT
Att: 17,113 - Unknown

AB 43
R 7
H 15
RBI 6
BB 5
SO 9
LOB 20



Batter	1	2	3	4	5	6	7	8	9	AB	R	H	RBI	BB	SO	LOB	TOP								
Brett Butler, L OBP: 0.340, SLG: 0.397 (1, 7)	0-3 K		0-0 3-1			0-3 K		0-0 1B		4	0	1	0	0	2	0	Atlanta Braves @ Philadelphia Phillies Veterans Stadium, Philadelphia, PA Tue Jul 12 1983, 7:05 PM EDT Unknown								
Rafael Ramirez, R OBP: 0.340, SLG: 0.357 (1, 6)	0-0 5-3			0-0 6-3		0-0 L5		0-0 F7		4	0	0	0	0	0	1									
Claudell Washington, L OBP: 0.320, SLG: 0.406 (1, 9)	0-0 4-3			0-0 F9		0-0 E1 FC6-4		0-3 K		4	0	0	0	0	1	1									
Dale Murphy, R OBP: 0.415, SLG: 0.578 (1, 8)		1-0 FC5-4 HBP		0-0 1B 1B		0-0 FC6-4 1-2		0-3 K		3	0	1	0	0	1	2									
Bob Horner, R OBP: 0.391, SLG: 0.529 (1, 5)		0-0 FC5-4 FC4-6 1-2		0-0 1B 1B		0-0 1-2 1B		0-0 F9 BB FC3-6 1B		4	1	2	0	0	1	1									
Chris Chambliss, L OBP: 0.375, SLG: 0.487 (1, 3)		0-0 FC4-6 FC5-4 1-2		0-0 4-3		0-0 1-2 BB FC3-6 BB		0-0 2B		3	0	1	0	1	0	3									
Glenn Hubbard, R OBP: 0.345, SLG: 0.406 (1, 4)		0-0 FC5-4 1-2		0-0 5-3		0-0 F9		0-3 K		4	0	0	0	0	1	4									
Biff Pocoroba, S OBP: 0.333, SLG: 0.407 (1, 2)			0-0 4-3		0-0 4-3		0-0 FC3-6		0-3 K	3	0	0	1	0	0	1									
Terry Harper, R OBP: 0.355, SLG: 0.410 (9, PH)				0-0 4-3		0-0 FC3-6 1-2		0-3 K	1	0	0	0	0	0	1	1									
Ken Dayley, L OBP: 0.214, SLG: 0.083 (7, PH)			0-0 6-3		0-0 4-3		0-0 F9 3-H			2	0	0	0	0	0	0									
Mike Jorgensen, L OBP: 0.295, SLG: 0.342 (7, 1)				0-0 4-3						1	0	0	0	0	0	1									
Donnie Moore, L OBP: 0.250, SLG: 0.250 (7, 1)					0-0 4-3					0	0	0	0	0	0	0									
Inning Stats	R: 0 E: 0 K: 1 S: 5	H: 0 LOB: 0 BB: 0 P: 5	R: 0 E: 0 K: 0 S: 3	H: 0 LOB: 1 BB: 0 P: 4	R: 0 E: 0 K: 0 S: 3	H: 0 LOB: 0 BB: 0 P: 3	R: 0 E: 0 K: 0 S: 5	H: 2 LOB: 2 BB: 0 P: 5	R: 0 E: 0 K: 0 S: 3	H: 0 LOB: 0 BB: 0 P: 3	R: 0 E: 1 K: 1 S: 6	H: 0 LOB: 1 BB: 0 P: 6	R: 1 E: 0 K: 0 S: 4	H: 1 LOB: 1 BB: 1 P: 8	R: 0 E: 0 K: 2 S: 8	H: 1 LOB: 1 BB: 0 P: 8	R: 0 E: 0 K: 3 S: 10	H: 1 LOB: 1 BB: 0 P: 10	1B: 4 2B: 1 3B: 0 HR: 0	SF: 0 SAC: 0 DP: 0 HBP: 1	WP: 0 PB: 0 SB: 0 CS: 0	PA: 35			
PITCHER	IP	WLS	BF	H	R	ER	SO	BB	IBB	HBP	BLK	WP	HR	S	P	ERA	WHIP								
John Denny, R ERA: 2.17	(1, 1)	7.0	W	27	3	1	1	2	1	0	1	0	0	29	34	1.29	0.571								
Al Holland, L ERA: 2.36	(8, 1)	2.0	S	8	2	0	0	5	0	0	0	0	0	18	18	0.00	1.000								

Batter	1	2	3	4	5	6	7	8	9	AB	R	H	RBI	BB	SO	LOB	BOTTOM								
Bob Dernier, R OBP: 0.315, SLG: 0.336 (1, 9)	0-0 F8		0-0 4-3		0-0 F8		0-0 2B			4	0	1	0	0	0	1	Atlanta Braves @ Philadelphia Phillies Veterans Stadium, Philadelphia, PA Tue Jul 12 1983, 7:05 PM EDT Unknown								
Gary Matthews, R OBP: 0.344, SLG: 0.387 (1, 7)	0-0 1B		0-0 1B		0-0 CS 1B		0-0 F9			4	1	3	1	0	0	0									
Al Holland, R (8, 1)	0-0 2B		0-0 1B		0-0 1B		0-0 F9			0	0	0	0	0	0	0									
Mike Schmidt, R OBP: 0.387, SLG: 0.492 (1, 5)	4-0 1B 3B BB		0-3 K		0-0 F8 1-2		0-3 K			3	1	0	0	1	2	2									
Tony Perez, R OBP: 0.322, SLG: 0.404 (1, 3)	0-0 F9		0-0 4-3		0-0 6-3		0-0 1-3			3	0	0	0	0	0	2									
Pete Rose, S OBP: 0.327, SLG: 0.311 (8, 3)	0-0 F9		0-0 4-3		0-0 6-3		0-0 1-3			1	0	0	0	0	0	0									
Bo Diaz, R OBP: 0.295, SLG: 0.370 (1, 2)	0-0 1-2 2-H 3B 1B		0-0 1B 1B		0-0 FC6-4 1B		0-0 6-3			4	1	3	1	0	0	0									
Garry Maddox, R OBP: 0.315, SLG: 0.409 (1, 8)	0-0 1-1 2-H 3B		0-0 G4-3 1B		0-0 F7		0-0 2B			4	0	3	2	0	0	1									
Kiko Garcia, R OBP: 0.393, SLG: 0.509 (1, 4)	0-3 K		0-0 G4-3 1-2		0-0 FC6-4 BB 1-2		0-0 4-3			4	0	0	0	0	1	5									
Ivan De Jesus, R OBP: 0.319, SLG: 0.324 (1, 6)		0-0 4-3 SH1-4 1B 1B		0-0 5-3		4-0 1-2 BB				2	1	1	0	1	0	0									
John Denny, R OBP: 0.140, SLG: 0.119 (1, 1)		0-0 SH1-4		0-3 K		0-3 K				2	0	0	0	0	2	2									
Greg Gross, L OBP: 0.404, SLG: 0.385 (8, 7)										0	0	0	0	0	0	0									
Inning Stats	R: 3 E: 0 K: 1 S: 8	H: 3 LOB: 1 BB: 1 P: 12	R: 1 E: 0 K: 1 S: 7	H: 2 LOB: 1 BB: 0 P: 7	R: 0 E: 0 K: 0 S: 4	H: 2 LOB: 1 BB: 0 P: 4	R: 0 E: 0 K: 1 S: 5	H: 0 LOB: 0 BB: 0 P: 5	R: 0 E: 0 K: 0 S: 3	H: 1 LOB: 0 BB: 0 P: 3	R: 0 E: 0 K: 1 S: 6	H: 1 LOB: 2 BB: 1 P: 10	R: 0 E: 0 K: 1 S: 5	H: 1 LOB: 0 BB: 0 P: 5	R: 0 E: 0 K: 0 S: 4	H: 1 LOB: 1 BB: 0 P: 4	1B: 7 2B: 3 3B: 1 HR: 0	SF: 0 SAC: 1 DP: 1 HBP: 0	WP: 0 PB: 0 SB: 0 CS: 1	PA: 34					
PITCHER	IP	WLS	BF	H	R	ER	SO	BB	IBB	HBP	BLK	WP	HR	S	P	ERA	WHIP								
Ken Dayley, L ERA: 4.06	(1, 1)	6.0	L	27	9	4	4	4	2	0	0	0	0	33	41	6.00	1.833								
Donnie Moore, R ERA: 3.71	(7, 1)	2.0		7	2	0	0	1	0	0	0	0	0	9	9	0.00	1.000								



Batter	1	2	3	4	5	6	7	8	9	AB	R	H	RBI	BB	SO	LOB	TOP						
Brett Butler, L OBP: 0.338, SLG: 0.394 (1, 7)										5	1	1	0	0	0	4	Atlanta Braves @ Philadelphia Phillies Veterans Stadium, Philadelphia, PA Tue Jul 12 1983, 7:05 PM EDT Att: 32,491 - Unknown						
Jerry Royster, R OBP: 0.333, SLG: 0.328 Steve Bedrosian, R (7, 1)										3	0	0	0	1	0	2							
Claudell Washington, L OBP: 0.322, SLG: 0.423 (1, 9)										4	2	2	1	0	0	2							
Dale Murphy, R OBP: 0.416, SLG: 0.577 (1, 8)										4	1	2	1	0	1	0							
Bob Horner, R OBP: 0.389, SLG: 0.523 (1, 5)										3	0	0	0	1	0	1							
Chris Chambliss, L OBP: 0.377, SLG: 0.498 (1, 3)										4	2	2	1	0	0	2							
Glenn Hubbard, R OBP: 0.344, SLG: 0.407 (1, 4)										4	0	1	1	0	1	1							
Bruce Benedict, R OBP: 0.360, SLG: 0.331 (1, 2)										4	0	1	0	0	0	3							
Bob Walk, R Donnie Moore, L OBP: 0.290, SLG: 0.290 Mike Carmona, L OBP: 0.290, SLG: 0.333 Phil Niekro, R OBP: 0.340, SLG: 0.498 Rafael Ramirez, R OBP: 0.341, SLG: 0.326 (1, 1) (4, 1) (5, PH) (5, 1) (7, PH) (7, 6)										1	0	0	1	0	0	0	1						
Inning Stats	R: 1 E: 1 K: 0 S: 4	H: 2 LOB: 1 BB: 1 P: 8	R: 0 E: 0 K: 0 S: 5	H: 2 LOB: 1 BB: 0 P: 5	R: 0 E: 0 K: 1 S: 3	H: 0 LOB: 0 BB: 0 P: 3	R: 0 E: 0 K: 1 S: 5	H: 1 LOB: 1 BB: 0 P: 4	R: 2 E: 0 K: 0 S: 5	H: 2 LOB: 0 BB: 1 P: 9	R: 0 E: 0 K: 0 S: 3	H: 0 LOB: 0 BB: 0 P: 3	R: 2 E: 0 K: 1 S: 7	H: 2 LOB: 0 BB: 0 P: 7	R: 0 E: 0 K: 1 S: 6	H: 1 LOB: 1 BB: 0 P: 6	1B: 6 2B: 2 3B: 0 HR: 2	SF: 0 SAC: 0 DP: 2 HBP: 0	WP: 0 PB: 0 SB: 3 CS: 0	PA: 38			
PITCHER	IP WLS BF H R ER SO BB IBB HBP BLK WP HR S P ERA WHIP	5.0 23 7 4 4 1 2 0 0 0 0 1 23 31 7.20 1.800	3.0 11 2 2 2 1 0 0 0 0 0 1 13 13 6.00 0.667	1.0 W 4 1 0 0 1 0 0 0 0 0 0 0 6 6 0.00 1.000																			

AB 36
R 6
H 10
RBI 5
BB 2
SO 3
LOB 18



Batter	1	2	3	4	5	6	7	8	9	AB	R	H	RBI	BB	SO	LOB	BOTTOM				
Bob Dernier, R OBP: 0.305, SLG: 0.325 Garry Maddox, R OBP: 0.314, SLG: 0.406 (1, 8) (8, PH) (9, 8)										4	0	0	1	0	2	3	Atlanta Braves @ Philadelphia Phillies Veterans Stadium, Philadelphia, PA Tue Jul 12 1983, 7:05 PM EDT Att: 32,491 - Unknown				
Pete Rose, S OBP: 0.328, SLG: 0.313 (1, 3)										5	1	2	1	0	1	2					
Mike Schmidt, R OBP: 0.387, SLG: 0.487 (1, 5)										3	1	0	0	2	1	2					
Von Hayes, L OBP: 0.348, SLG: 0.408 (1, 9)										4	2	3	0	1	0	1					
Ozzie Virgil, R OBP: 0.258, SLG: 0.369 (1, 2)										5	1	2	2	0	1	2					
Greg Gross, L OBP: 0.404, SLG: 0.378 (1, 7)										4	0	1	1	1	0	3					
Kiko Garcia, R OBP: 0.414, SLG: 0.527 Larry Milbourne, S OBP: 0.277, SLG: 0.267 (1, 4) (5, 4)										2	1	2	0	0	0	0		1			
Ivan De Jesus, R OBP: 0.325, SLG: 0.325 (1, 6)										2	1	1	0	2	0	0					
Kevin Gross, R OBP: 0.125, SLG: 0.125 Ron Reed, R Joe Lefebvre, L OBP: 0.378, SLG: 0.521 Willie Hernandez, L OBP: 0.500, SLG: 0.500 (1, 1) (6, 1) (8, PH) (9, 1)										2	0	0	0	0	1	4					
Inning Stats	R: 1 E: 0 K: 1 S: 8	H: 3 LOB: 2 BB: 0 P: 8	R: 0 E: 0 K: 3 S: 11	H: 2 LOB: 0 BB: 0 P: 11	R: 0 E: 0 K: 0 S: 3	H: 0 LOB: 1 BB: 1 P: 7	R: 2 E: 0 K: 0 S: 5	H: 2 LOB: 1 BB: 1 P: 9	R: 1 E: 0 K: 1 S: 7	H: 3 LOB: 2 BB: 1 P: 11	R: 0 E: 0 K: 1 S: 5	H: 0 LOB: 0 BB: 0 P: 3	R: 0 E: 0 K: 0 S: 3	R: 3 E: 1 K: 0 S: 4	H: 2 LOB: 3 BB: 2 P: 12	1B: 10 2B: 2 3B: 0 HR: 0	SF: 0 SAC: 1 DP: 0 HBP: 0	WP: 0 PB: 0 SB: 4 CS: 1	PA: 43		
PITCHER	IP WLS BF H R ER SO BB IBB HBP BLK WP HR S P ERA WHIP	3.2 20 7 3 3 4 2 0 0 0 0 0 0 1 1 7.36 2.455	0.1 1 0 0 0 0 0 0 0 0 0 0 0 1 1 0.00 0.000	2.0 10 3 1 1 2 2 0 0 0 0 0 0 12 20 4.50 2.500	2.2 L 12 2 3 2 1 1 1 0 0 0 0 0 12 20 6.75 1.125																

AB 36
R 7
H 12
RBI 6
BB 6
SO 7
LOB 18



Batter	1	2	3	4	5	6	7	8	9	AB	R	H	RBI	BB	SO	LOB	TOP								
Brett Butler, L OBP: 0.334, SLG: 0.387 (1, 7)	0-0 5-3		0-0 6-3			0-0 L7		0-3 K	0-0 6-3	5	0	0	0	0	1	1	Atlanta Braves @ Philadelphia Phillies Veterans Stadium, Philadelphia, PA Thu Jul 14 1983, 7:05 PM EDT Att: 26,784 - Unknown								
Rafael Ramirez, R OBP: 0.340, SLG: 0.356 (1, 6)	0-0 4-3			0-0 F7		0-0 FC5 1B		0-0 P4	0-0 1B 1B	5	0	2	1	0	0	0									
Claudell Washington, L OBP: 0.327, SLG: 0.424 (1, 9)	0-0 G3			0-0 4-3		4-0 FC5 1B		0-0 1B	0-0 1B 1B	4	0	2	0	1	0	0									
Dale Murphy, R OBP: 0.414, SLG: 0.579 (1, 8)		0-0 HR		0-0 5-3		0-0 FC5 1-2 2-3		0-0 2-3	0-0 F7	5	1	1	1	0	0	5									
Bob Horner, R OBP: 0.392, SLG: 0.535 Randy Johnson, R OBP: 0.438, SLG: 0.444 (9, 5)		0-3 K			4-0 1B BB	0-0 6-3			0-0 HR	3	1	1	1	1	1	2									
Chris Chambliss, L OBP: 0.378, SLG: 0.504 (1, 3)		0-3 K			4-0 1B BB			0-0 F8	0-0 1B 3B	3	1	1	0	1	1	0									
Glenn Hubbard, R OBP: 0.345, SLG: 0.408 (1, 4)		0-3 K			0-3 K			0-0 2B	0-0 PB 1B	4	1	2	1	0	2	2									
Bruce Benedict, R OBP: 0.366, SLG: 0.337 (1, 2)			0-0 5-3		0-0 G6-4-3 1B	0-0 6-3		0-0 6-3	0-0 6-3 SH3-4 1B 1B	4	1	2	1	0	0	1									
Pascual Perez, R OBP: 0.130, SLG: 0.130 Steve Bedrosian, R (7, 1)			0-3 K		0-0 G6-4-3			0-3 K	0-0 SH3-4	3	0	0	0	0	2	4									
Terry Forster, L OBP: 1.000, SLG: 1.333 (9, 1)					1-2				1-2	0	0	0	0	0	0	0									
Inning Stats	R: 0 E: 0 K: 0 S: 3	H: 0 LOB: 0 BB: 0 P: 3	R: 1 E: 0 K: 3 S: 10	H: 1 LOB: 0 BB: 0 P: 10	R: 0 E: 0 K: 1 S: 5	H: 0 LOB: 0 BB: 0 P: 5	R: 0 E: 0 K: 0 S: 3	H: 0 LOB: 0 BB: 0 P: 3	R: 0 E: 0 K: 1 S: 5	H: 1 LOB: 2 BB: 2 P: 13	R: 0 E: 0 K: 0 S: 4	H: 1 LOB: 1 BB: 0 P: 8	R: 0 E: 0 K: 1 S: 6	H: 1 LOB: 1 BB: 0 P: 6	R: 0 E: 0 K: 1 S: 6	H: 1 LOB: 1 BB: 0 P: 6	R: 4 E: 0 K: 0 S: 9	H: 6 LOB: 2 BB: 0 P: 9	1B: 7 2B: 1 3B: 1 HR: 2	SF: 0 SAC: 1 DP: 1 HBP: 0	WP: 0 PB: 1 SB: 1 CS: 0	PA: 40			
PITCHER	IP	WLS	BF	H	R	ER	SO	BB	IBB	HBP	BLK	WP	HR	S	P	ERA	WHIP								
Marty Bystrom, R ERA: 3.89 (1, 1)	7.0		27	4	1	1	6	2	1	0	0	0	1	36	48	1.29	0.857								
Willie Hernandez, L ERA: 2.38 (8, 1)	1.0	L	6	3	2	2	1	0	0	0	0	0	1	8	8	18.00	3.000								
Ron Reed, R ERA: 2.81 (9, 1)	0.2		6	4	2	2	0	0	0	0	0	0	0	6	6	27.00	6.000								
Porfi Altamirano, R ERA: 3.16 (9, 1)	0.1		1	0	0	0	0	0	0	0	0	0	0	1	1	0.00	0.000								

livebaseballscores.com

AB 36
R 5
H 11
RBI 5
BB 3
SO 7
LOB 15



Batter	1	2	3	4	5	6	7	8	9	AB	R	H	RBI	BB	SO	LOB	BOTTOM								
Bob Dernier, R OBP: 0.313, SLG: 0.333 Larry Milbourne, S OBP: 0.290, SLG: 0.281 Tony Perez, R OBP: 0.325, SLG: 0.413 (9, PH)	0-0 CS 1B		0-0 CS 1B		0-0 5-3		0-0 SH3-4		0-0 1-3 2B	3	0	2	0	0	0	0	Atlanta Braves @ Philadelphia Phillies Veterans Stadium, Philadelphia, PA Thu Jul 14 1983, 7:05 PM EDT Att: 26,784 - Unknown								
Pete Rose, S OBP: 0.328, SLG: 0.313 (1, 3)	0-0 G3		0-0 4-3			0-0 HBP BB 1B	0-0 4-3		0-0 1-3	5	0	1	1	0	0	5									
Joe Morgan, L OBP: 0.340, SLG: 0.327 Willie Hernandez, L OBP: 0.500, SLG: 0.500 Ron Reed, R Porfi Altamirano, R OBP: 0.345, SLG: 0.385 (9, PH)	0-0 4-3			0-0 4-3		0-0 K	0-0 3-1		0-3 K	4	0	0	0	0	1	2									
Mike Schmidt, R OBP: 0.384, SLG: 0.478 (1, 5)		0-0 L7		0-0 1B 1B		0-0 F8		0-0 F2		4	0	1	0	0	0	1									
Von Hayes, L OBP: 0.349, SLG: 0.404 (1, 9)		0-0 CS 1B		0-0 1-3 1B		4-0 HBP BB	0-0 F8		0-0 F8	3	0	2	0	1	0	0									
Garry Maddox, R OBP: 0.311, SLG: 0.395 (1, 8)		0-0 1B 1B		0-0 F7		1-0 HBP BB	0-0 F9			3	0	1	0	0	0	2									
Bo Diaz, R OBP: 0.298, SLG: 0.380 (1, 2)		0-0 1B		0-3 K		0-0 L8			0-3 K	4	0	1	0	0	2	5									
Ivan De Jesus, R OBP: 0.324, SLG: 0.321 (1, 6)		0-0 1-3			0-0 6-3		0-0 SH3-4 BB 4-3 1B		4-0 BB 2B BB	3	2	1	0	1	0	2									
Marty Bystrom, R OBP: 0.280, SLG: 0.227 Greg Gross, L OBP: 0.412, SLG: 0.373 (7, PH)			0-0 6-3			4-0 4-3 SH3-4 BB		4-0 2B BB		2	0	0	0	0	0	0									
Inning Stats	R: 0 E: 0 K: 0 S: 3	H: 1 LOB: 0 BB: 0 P: 3	R: 0 E: 0 K: 0 S: 5	H: 3 LOB: 0 BB: 0 P: 5	R: 0 E: 0 K: 1 S: 7	H: 2 LOB: 2 BB: 0 P: 7	R: 0 E: 0 K: 0 S: 3	H: 0 LOB: 0 BB: 0 P: 3	R: 0 E: 0 K: 1 S: 6	H: 1 LOB: 3 BB: 1 P: 11	R: 1 E: 0 K: 0 S: 4	H: 1 LOB: 1 BB: 1 P: 8	R: 0 E: 0 K: 0 S: 3	H: 0 LOB: 0 BB: 0 P: 3	R: 1 E: 0 K: 2 S: 8	H: 1 LOB: 2 BB: 2 P: 16		1B: 9 2B: 1 3B: 0 HR: 0	SF: 0 SAC: 1 DP: 0 HBP: 1	WP: 0 PB: 0 SB: 0 CS: 3	PA: 39				
PITCHER	IP	WLS	BF	H	R	ER	SO	BB	IBB	HBP	BLK	WP	HR	S	P	ERA	WHIP								
Pascual Perez, R ERA: 2.51 (1, 1)	6.1		28	9	1	1	2	2	0	1	0	0	0	29	38	1.42	1.737								
Steve Bedrosian, R ERA: 2.96 (7, 1)	2.0	W	8	0	1	1	1	2	0	0	0	0	0	8	16	4.50	1.000								
Terry Forster, L ERA: 2.31 (9, 1)	0.2	S	3	1	0	0	1	0	0	0	0	0	0	5	5	0.00	1.500								

livebaseballscores.com

AB 33
R 2
H 10
RBI 2
BB 4
SO 4
LOB 19



Batter	1	2	3	4	5	6	7	8	9	AB	R	H	RBI	BB	SO	LOB	TOP																					
Eddie Milner, L (1, 8) OBP: 0.345, SLG: 0.352										4	0	0	0	0	1	1	Cincinnati Reds @ Philadelphia Phillies Veterans Stadium, Philadelphia, PA Fri Jul 15 1983, 7:05 PM EDT Att: 27,797 - Unknown																					
Dave Concepcion, R (1, 6) OBP: 0.290, SLG: 0.274										4	0	0	0	0	1	0																						
Gary Redus, R (1, 7) OBP: 0.353, SLG: 0.472										4	0	1	0	0	1	0																						
Dan Driessen, L (1, 3) OBP: 0.406, SLG: 0.438										4	2	2	1	0	0	1																						
Cesar Cedeno, R (1, 9) OBP: 0.293, SLG: 0.359										4	1	1	0	0	0	0																						
Nick Esasky, R (1, 5) OBP: 0.337, SLG: 0.494										3	0	1	2	1	2	0																						
Ron Oester, S (1, 4) OBP: 0.320, SLG: 0.402										3	0	0	0	1	1	1																						
Alex Trevino, R (1, 2) OBP: 0.268, SLG: 0.265										3	0	0	0	1	0	2																						
Mario Soto, R (1, 1) OBP: 0.160, SLG: 0.204										4	0	1	0	0	0	2																						
Inning Stats	R: 0 E: 0 K: 1 S: 6	H: 1 LOB: 1 BB: 0 P: 6	R: 0 E: 0 K: 1 S: 5	H: 0 LOB: 2 BB: 2 P: 13	R: 0 E: 0 K: 1 S: 5	H: 0 LOB: 0 BB: 0 P: 5	R: 0 E: 0 K: 0 S: 5	H: 0 LOB: 0 BB: 0 P: 5	R: 0 E: 0 K: 0 S: 4	H: 1 LOB: 1 BB: 0 P: 4	R: 2 E: 0 K: 0 S: 6	H: 3 LOB: 2 BB: 1 P: 10	R: 0 E: 0 K: 0 S: 3	H: 0 LOB: 0 BB: 0 P: 3	R: 1 E: 0 K: 2 S: 8	H: 1 LOB: 0 BB: 0 P: 8	R: 0 E: 0 K: 0 S: 3	H: 0 LOB: 0 BB: 0 P: 3	1B: 2 2B: 2 3B: 1 HR: 1	SF: 0 SAC: 0 DP: 0 HBP: 0	WP: 0 PA: 36 PB: 0 SB: 1 CS: 0																	
PITCHER	IP	WLS	BF	H	R	ER	SO	BB	IBB	HBP	BLK	WP	HR	S	P	ERA	WHIP	PITCHER				IP	WLS	BF	H	R	ER	SO	BB	IBB	HBP	BLK	WP	HR	S	P	ERA	WHIP
Charles Hudson, R (1, 1) ERA: 3.7	8.0	L	33	6	3	3	6	1	2	0	0	0	1	42	54	3.38	0.875																					
Willie Hernandez, L (9, 1) ERA: 2.34	1.0		3	0	0	0	0	0	0	0	0	0	0	3	3	0.00	0.000																					

AB	33
R	3
H	6
RBI	3
BB	3
SO	6
LOB	7



Batter	1	2	3	4	5	6	7	8	9	AB	R	H	RBI	BB	SO	LOB	BOTTOM																					
Bob Dernier, R (1, 8) OBP: 0.311, SLG: 0.331										4	1	1	0	0	0	0	Cincinnati Reds @ Philadelphia Phillies Veterans Stadium, Philadelphia, PA Fri Jul 15 1983, 7:05 PM EDT Att: 27,797 - Unknown																					
Pete Rose, S (1, 3) OBP: 0.327, SLG: 0.313										4	0	1	0	0	0	0																						
Von Hayes, L (1, 9) OBP: 0.342, SLG: 0.398										3	0	0	1	0	0	0																						
Willie Hernandez, L (9, 1) OBP: 0.500, SLG: 0.500										0	0	0	0	0	0	0																						
Mike Schmidt, R (1, 5) OBP: 0.380, SLG: 0.471										4	0	0	0	0	3	1																						
Bo Diaz, R (1, 2) OBP: 0.301, SLG: 0.384										3	0	1	0	1	0	0																						
Gary Matthews, R (1, 7) OBP: 0.348, SLG: 0.384										1	0	0	0	2	1	0																						
Larry Milbourne, S (1, 4) OBP: 0.282, SLG: 0.273										2	0	0	0	0	1	4																						
Greg Gross, L (7, PH) OBP: 0.408, SLG: 0.369										1	0	0	0	0	0	1																						
Kiko Garcia, R (8, 4) OBP: 0.414, SLG: 0.527										0	0	0	0	0	0	0																						
Ivan De Jesus, R (1, 6) OBP: 0.320, SLG: 0.317										3	0	0	0	0	1	1																						
Charles Hudson, S (1, 1) OBP: 0.182, SLG: 0.100										2	0	0	0	0	2	0																						
Joe Lefebvre, L (8, PH) OBP: 0.381, SLG: 0.560										1	1	1	1	0	0	0																						
Inning Stats	R: 1 E: 0 K: 1 S: 8	H: 3 LOB: 3 BB: 1 P: 12	R: 0 E: 0 K: 1 S: 5	H: 0 LOB: 0 BB: 0 P: 5	R: 0 E: 0 K: 1 S: 5	H: 0 LOB: 0 BB: 1 P: 6	R: 0 E: 0 K: 0 S: 2	H: 0 LOB: 0 BB: 1 P: 6	R: 0 E: 0 K: 2 S: 7	H: 0 LOB: 0 BB: 0 P: 7	R: 0 E: 0 K: 1 S: 5	H: 0 LOB: 0 BB: 0 P: 5	R: 0 E: 0 K: 0 S: 3	H: 0 LOB: 1 BB: 1 P: 7	R: 1 E: 0 K: 0 S: 4	H: 1 LOB: 0 BB: 0 P: 4	R: 0 E: 0 K: 2 S: 7	H: 0 LOB: 0 BB: 0 P: 7	1B: 2 2B: 1 3B: 0 HR: 1	SF: 1 SAC: 1 DP: 1 HBP: 0	WP: 0 PA: 33 PB: 0 SB: 0 CS: 0																	
PITCHER	IP	WLS	BF	H	R	ER	SO	BB	IBB	HBP	BLK	WP	HR	S	P	ERA	WHIP	PITCHER				IP	WLS	BF	H	R	ER	SO	BB	IBB	HBP	BLK	WP	HR	S	P	ERA	WHIP
Mario Soto, R (1, 1) ERA: 2.22	9.0	W	33	4	2	2	8	3	0	0	0	0	1	46	58	2.00	0.778																					

AB	28
R	2
H	4
RBI	2
BB	3
SO	8
LOB	7



Batter	1	2	3	4	5	6	7	8	9	AB	R	H	RBI	BB	SO	LOB	TOP					
Eddie Milner, L OBP: 0.344, SLG: 0.350 (1, 8)	L3		4-3			5-3		G3-6-1 1B		4	0	1	0	0	0	1	Cincinnati Reds @ Philadelphia Phillies Veterans Stadium, Philadelphia, PA Sat Jul 16 1983, 7:05 PM EDT Att: 29,209 - Unknown AB 34 R 3 H 9 RBI 3 BB 0 SO 3 LOB 9					
Dave Concepcion, R OBP: 0.286, SLG: 0.270 (1, 6)	4-3			4-3		4-3		G3-6-1 1-2f		4	0	0	0	0	0	2						
Gary Redus, R OBP: 0.355, SLG: 0.474 Duane Walker, L OBP: 0.333, SLG: 0.417 (1, 7) (2, 7)									1-3	1	0	1	0	0	0	0						
Dan Driessen, L OBP: 0.408, SLG: 0.457 (1, 3)										4	1	2	2	0	0	2						
Cesar Cedeno, R OBP: 0.292, SLG: 0.357 (1, 9)										4	0	1	0	0	1	1						
Nick Esasky, R OBP: 0.323, SLG: 0.473 (1, 5)										4	0	0	0	0	1	1						
Ron Oester, S OBP: 0.319, SLG: 0.400 (1, 4)										4	0	1	0	0	0	1						
Alex Trevino, R OBP: 0.284, SLG: 0.261 Paul Householder, S OBP: 0.321, SLG: 0.376 Alan Knicely, R OBP: 0.345, SLG: 0.319 (1, 2) (7, PH) (7, 2)										2	0	0	0	0	0	0						
Bruce Berenyi, R OBP: 0.194, SLG: 0.226 Ted Power, R (5, 1) Tom Foley, L OBP: 0.345, SLG: 0.333 Rich Gale, R OBP: 0.310, SLG: 0.200 Kelly Paris, R OBP: 0.310, SLG: 0.294 Tom Hume, R (8, 1) (8, 1)										1	0	0	0	0	0	0						
Inning Stats	R: 0 E: 0 K: 0 S: 4	H: 1 LOB: 1 BB: 0 P: 4	R: 0 E: 0 K: 1 S: 5	H: 0 LOB: 0 BB: 0 P: 5	R: 0 E: 0 K: 0 S: 3	H: 0 LOB: 0 BB: 0 P: 3	R: 1 E: 0 K: 0 S: 4	H: 2 LOB: 0 BB: 0 P: 4	R: 0 E: 0 K: 0 S: 3	H: 0 LOB: 0 BB: 0 P: 3	R: 1 E: 0 K: 0 S: 5	H: 2 LOB: 1 BB: 0 P: 5	R: 0 E: 0 K: 1 S: 6	H: 1 LOB: 1 BB: 0 P: 6	R: 0 E: 0 K: 1 S: 5	H: 1 LOB: 0 BB: 0 P: 5		R: 1 E: 0 K: 0 S: 5	H: 2 LOB: 1 BB: 0 P: 5	1B: 6 2B: 2 3B: 0 HR: 1	SF: 0 SAC: 0 DP: 2 HBP: 0	WP: 1 PB: 0 SB: 1 CS: 0
PITCHER John Denny, R ERA: 2.22 (1, 1)	IP: 9.0 WLS: W BF: 34 H: 9 R: 3 ER: 3 SO: 3 BB: 0 IBB: 0 HBP: 0 BLK: 0 WP: 1 HR: 1 S: 40 P: 40 ERA: 3.00 WHIP: 1.000															PITCHER IP: WLS: BF: H: R: ER: SO: BB: IBB: HBP: BLK: WP: HR: S: P: ERA: WHIP:						

Batter	1	2	3	4	5	6	7	8	9	AB	R	H	RBI	BB	SO	LOB	BOTTOM					
Bob Dernier, R OBP: 0.314, SLG: 0.341 (1, 8)	6-3		4-3 1B			5-3		F8		5	1	2	1	0	0	0	Cincinnati Reds @ Philadelphia Phillies Veterans Stadium, Philadelphia, PA Sat Jul 16 1983, 7:05 PM EDT Att: 29,209 - Unknown AB 32 R 9 H 9 RBI 7 BB 6 SO 3 LOB 13					
Pete Rose, S OBP: 0.328, SLG: 0.317 (1, 3)	4-3		4-3 1-2					6-3		5	2	2	2	0	0	1						
Joe Morgan, L OBP: 0.349, SLG: 0.325 Kiko Garcia, R OBP: 0.414, SLG: 0.527 (1, 4) (7, PR) (8, 4)										1	1	0	0	3	1	1						
Von Hayes, L OBP: 0.346, SLG: 0.400 (1, 9)										0	1	0	0	0	0	0						
Bo Diaz, R OBP: 0.300, SLG: 0.379 (1, 2)										4	1	2	0	0	0	2						
Bo Diaz, R OBP: 0.300, SLG: 0.379 (1, 2)										3	1	0	1	1	0	4						
Mike Schmidt, R OBP: 0.381, SLG: 0.470 (1, 5)										3	0	1	2	1	0	0						
Gary Matthews, R OBP: 0.349, SLG: 0.385 Greg Gross, L OBP: 0.408, SLG: 0.369 (1, 7) (8, 7)										4	1	2	1	0	1	2						
Ivan De Jesus, R OBP: 0.319, SLG: 0.314 (1, 6)										0	0	0	0	0	0	0						
John Denny, R OBP: 0.128, SLG: 0.109 (1, 1)										3	1	0	0	1	0	1						
Inning Stats	R: 0 E: 0 K: 0 S: 4	H: 1 LOB: 2 BB: 1 P: 8	R: 0 E: 0 K: 0 S: 3	H: 0 LOB: 0 BB: 0 P: 3	R: 0 E: 0 K: 2 S: 8	H: 1 LOB: 1 BB: 0 P: 8	R: 0 E: 0 K: 0 S: 3	H: 0 LOB: 0 BB: 0 P: 3	R: 6 E: 0 K: 0 S: 7	H: 5 LOB: 2 BB: 3 P: 19	R: 0 E: 0 K: 0 S: 3	H: 0 LOB: 0 BB: 0 P: 3	R: 3 E: 1 K: 1 S: 7	H: 2 LOB: 2 BB: 2 P: 15	R: 0 E: 0 K: 0 S: 3	H: 0 LOB: 0 BB: 0 P: 3	R: 0 E: 0 K: 0 S: 3	H: 0 LOB: 0 BB: 0 P: 3	1B: 7 2B: 2 3B: 0 HR: 0	SF: 0 SAC: 0 DP: 0 HBP: 0	WP: 1 PB: 1 SB: 1 CS: 0	PA: 38
PITCHER Bruce Berenyi, R ERA: 4.2 (1, 1) Ted Power, R ERA: 4.39 (5, 1) Rich Gale, R ERA: 5.05 (6, 1) Tom Hume, R ERA: 7.76 (8, 1)	IP: 4.1 WLS: L BF: 21 H: 5 R: 5 ER: 5 SO: 2 BB: 3 IBB: 0 HBP: 0 BLK: 0 WP: 0 HR: 0 S: 22 P: 34 ERA: 10.38 WHIP: 1.846															PITCHER IP: WLS: BF: H: R: ER: SO: BB: IBB: HBP: BLK: WP: HR: S: P: ERA: WHIP:						

Batter	1	2	3	4	5	6	7	8	9	AB R H RBI BB SO LOB	TOP									
Eddie Milner, L (1, 8) OBP: 0.348, SLG: 0.362	0-0 HR		0-0 1B			4-0 BB		0-0 F8	0-0 F7	4 1 2 1 1 0 1	Cincinnati Reds @ Philadelphia Phillies Veterans Stadium, Philadelphia, PA Sun Jul 17 1983, 3:33 AM EDT Att: 38,519 - Unknown									
Duane Walker, L (1, 7) OBP: 0.322, SLG: 0.402	0-0 6-3		0-3 K			0-0 F7		0-3 K		4 0 0 0 0 2 2										
Cesar Cedeno, R (1, 9) OBP: 0.291, SLG: 0.352	0-0 F3			0-0 L7		0-0 P5		4-0 1B BB		3 0 0 0 1 0 1										
Dan Driessen, L (1, 3) OBP: 0.410, SLG: 0.458	0-0 1B			0-0 G3			0-0 P4	0-0 FC6-4 1B		4 0 2 0 0 0 0										
Ron Oester, S (1, 4) OBP: 0.318, SLG: 0.398	0-3 K			0-0 G3			0-0 1B HR	0-0 FC6-4 1-2		4 1 1 0 0 1 3										
Nick Esasky, R (1, 5) OBP: 0.330, SLG: 0.505		0-0 F9			0-3 K		0-0 1-2 HR	0-0 HR		4 2 2 1 0 1 0										
Alan Knicely, R (1, 2) OBP: 0.341, SLG: 0.307		0-3 K			0-0 L6		0-3 K	4-0 BB		3 0 0 0 1 2 2										
Tom Foley, L (1, 6) OBP: 0.304, SLG: 0.320		0-0 4-3			0-3 K		0-0 HR	0-3 K		2 0 0 0 0 1 0										
Johnny Bench, R (7, PH) OBP: 0.309, SLG: 0.416										1 1 1 3 0 0 0										
Dave Concepcion, R (7, 6) OBP: 0.285, SLG: 0.269										1 0 0 0 0 1 1										
Frank Pastore, R (1, 1) OBP: 0.188, SLG: 0.194			0-3 K			0-0 F9	0-0 F8	0-3 K		4 0 0 0 0 2 1										
Inning Stats	R: 1 E: 0 K: 1 S: 7	H: 2 LOB: 1 BB: 0 P: 7	R: 0 E: 0 K: 1 S: 5	H: 0 LOB: 0 BB: 0 P: 5	R: 0 E: 0 K: 2 S: 7	H: 1 LOB: 0 BB: 0 P: 7	R: 0 E: 0 K: 0 S: 3	H: 0 LOB: 0 BB: 0 P: 3	R: 0 E: 0 K: 0 S: 3	H: 0 LOB: 1 BB: 1 P: 7		R: 3 E: 0 K: 1 S: 8	H: 3 LOB: 0 BB: 0 P: 8	R: 0 E: 0 K: 1 S: 6	H: 1 LOB: 2 BB: 1 P: 10	R: 1 E: 0 K: 2 S: 8	H: 1 LOB: 1 BB: 1 P: 12	1B: 5 2B: 0 3B: 0 HR: 3	SF: 0 SAC: 0 DP: 0 HBP: 0	WP: 0 PB: 0 SB: 0 CS: 1
PITCHER	IP WLS BF H R ER SO BB IBB HBP BLK WP HR S P ERA WHIP																			
Kevin Gross, R (1, 1) ERA: 3.81	7.0 L 27 6 4 4 7 1 0 0 0 0 2 40 44 5.14 1.000																			
Willie Hernandez, L (8, PH) ERA: 2.45	1.0 7 2 1 1 1 2 0 0 0 0 0 1 7 15 9.00 4.000																			
Porfi Altamirano, R (9, 1) ERA: 3.06	1.0 3 0 0 0 2 0 0 0 0 0 0 0 7 7 0.00 0.000																			

AB	34
R	5
H	8
RBI	5
BB	3
SO	10
LOB	11



Batter	1	2	3	4	5	6	7	8	9	AB R H RBI BB SO LOB	BOTTOM									
Gary Matthews, R (1, 7) OBP: 0.351, SLG: 0.382	0-0 5-3		4-0 S BB			4-0 F8 S BB		0-0 F9		2 0 0 0 2 0 0	Cincinnati Reds @ Philadelphia Phillies Veterans Stadium, Philadelphia, PA Sun Jul 17 1983, 3:33 AM EDT Att: 38,519 - Unknown									
Kiko Garcia, R (1, 4) OBP: 0.393, SLG: 0.500	0-0 5-3		0-0 L1			0-3 K		0-0 F7		3 0 0 0 0 1 2										
Pete Rose, S (8, PH) OBP: 0.327, SLG: 0.316			1-2							1 0 0 0 0 0 0										
Steve Jeltz, S (9, 4)										0 0 0 0 0 0 0										
Von Hayes, L (1, 9) OBP: 0.340, SLG: 0.393	0-0 F9			0-0 G3		0-0 F8		0-0 L9		4 0 0 0 0 0 1										
Tony Perez, R (1, 3) OBP: 0.324, SLG: 0.406		0-0 F9		4-0 G4-3 BB		0-0 F9		0-0 F9		3 0 0 0 1 0 1										
Bo Diaz, R (1, 2) OBP: 0.303, SLG: 0.390		0-0 HR		0-0 G4-3		4-0 BB		0-0 P4		3 1 1 1 1 0 1										
Mike Schmidt, R (1, 5) OBP: 0.381, SLG: 0.479		0-0 4-3			0-0 HR	0-3 K				3 1 1 1 0 1 1										
Gary Maddox, R (1, 8) OBP: 0.306, SLG: 0.388		0-3 K			0-0 4-3	0-0 F8				3 0 0 0 0 1 1										
Willie Hernandez, L (8, 1) OBP: 0.500, SLG: 0.500										0 0 0 0 0 0 0										
Porfi Altamirano, R (9, 1) ERA: 3.06										0 0 0 0 0 0 0										
Ivan De Jesus, R (1, 6) OBP: 0.316, SLG: 0.310			0-0 5-3		0-0 L1	0-0 F9				3 0 0 0 0 0 1										
Kevin Gross, R (1, 1) OBP: 0.100, SLG: 0.100			0-3 K		0-0 L7			0-0 F9		2 0 0 0 0 1 0										
Greg Gross, L (8, 9) OBP: 0.404, SLG: 0.365										1 0 0 0 0 0 0										
Inning Stats	R: 0 E: 0 K: 0 S: 3	H: 0 LOB: 0 BB: 0 P: 3	R: 1 E: 0 K: 1 S: 6	H: 1 LOB: 0 BB: 0 P: 6	R: 0 E: 0 K: 1 S: 5	H: 0 LOB: 1 BB: 1 P: 9	R: 0 E: 0 K: 0 S: 2	H: 0 LOB: 0 BB: 1 P: 6	R: 1 E: 0 K: 0 S: 4	H: 1 LOB: 0 BB: 0 P: 4	R: 0 E: 0 K: 1 S: 5	H: 0 LOB: 1 BB: 1 P: 9	R: 0 E: 0 K: 0 S: 3	H: 0 LOB: 0 BB: 0 P: 3	R: 0 E: 0 K: 0 S: 3	H: 0 LOB: 0 BB: 0 P: 3	1B: 0 2B: 0 3B: 0 HR: 2	SF: 0 SAC: 0 DP: 1 HBP: 0	WP: 0 PB: 0 SB: 2 CS: 0	PA: 32
PITCHER	IP WLS BF H R ER SO BB IBB HBP BLK WP HR S P ERA WHIP																			
Frank Pastore, R (1, 1) ERA: 5.53	9.0 W 32 2 2 2 4 4 0 0 0 0 2 36 52 2.00 0.667																			

AB	28
R	2
H	2
RBI	2
BB	4
SO	4
LOB	8



Batter	1	2	3	4	5	6	7	8	9	AB	R	H	RBI	BB	SO	LOB	TOP		
Omar Moreno, L (1, 8) OBP: 0.289, SLG: 0.334	0-3 K			0-0 F7			0-0 4-3		0-0 F5	4	0	0	0	0	1	1	Houston Astros @ Philadelphia Phillies Veterans Stadium, Philadelphia, PA Wed Jul 20 1983, 7:05 PM EDT Att: 21,052 - Unknown		
Denny Walling, L (1, 9) OBP: 0.245, SLG: 0.300	0-0 F2			0-0 L7			0-0 4-3		0-0 HR	4	1	1	2	0	0	0			
Dickie Thon, R (1, 6) OBP: 0.368, SLG: 0.489	0-0 F8			0-0 6-3			4-0 BB		0-0 HR	3	1	1	1	1	0	0			
Phil Garner, R (1, 5) OBP: 0.326, SLG: 0.380									0-3 K	2	0	0	0	1	0	1			
Vern Ruhle, R (7, 1) OBP: 0.214, SLG: 0.083										0	0	0	0	0	0	0			
Kevin Bass, S (9, PH) OBP: 0.262, SLG: 0.346										1	0	0	0	0	1	0			
Jose Cruz, L (1, 7) OBP: 0.394, SLG: 0.458										3	0	0	0	0	1	1			
Ray Knight, R (1, 3) OBP: 0.387, SLG: 0.493										3	0	0	0	0	1	1			
Luis Pujols, R (8, 2) OBP: 0.227, SLG: 0.229										0	0	0	0	0	0	0			
Bill Doran, S (1, 4) OBP: 0.359, SLG: 0.338										3	0	0	0	0	1	0			
George Bjorkman, R (1, 2) OBP: 0.361, SLG: 0.419										2	0	0	0	0	2	0			
Harry Spillman, L (8, 3) OBP: 0.237, SLG: 0.278										1	0	0	0	0	1	0			
Mike Scott, R (1, 1) OBP: 0.071, SLG: 0.071										1	0	0	0	0	1	0			
Terry Puhl, L (6, PH) OBP: 0.365, SLG: 0.446										1	0	0	0	0	0	0			
Frank LaCorte, R (6, 1) OBP: 0.167, SLG: 0.400										0	0	0	0	0	0	0			
Craig Reynolds, L (7, 5) OBP: 0.283, SLG: 0.311										1	1	1	0	0	0	0			
Inning Stats	R: 0 E: 0 K: 1 S: 5	H: 0 LOB: 0 BB: 0 P: 5	R: 0 E: 0 K: 0 S: 3	H: 0 LOB: 0 BB: 0 P: 3	R: 0 E: 0 K: 3 S: 9	H: 0 LOB: 0 BB: 0 P: 9	R: 0 E: 0 K: 0 S: 3	H: 0 LOB: 0 BB: 0 P: 3	R: 0 E: 0 K: 1 S: 4	H: 0 LOB: 0 BB: 1 P: 8	R: 0 E: 0 K: 0 S: 3	H: 0 LOB: 1 BB: 1 P: 7	R: 0 E: 0 K: 1 S: 5	H: 0 LOB: 0 BB: 0 P: 5	R: 3 E: 0 K: 2 S: 10	H: 3 LOB: 0 BB: 0 P: 10	1B: 1 2B: 0 3B: 0 HR: 2	SF: 0 SAC: 0 DP: 1 HBP: 0	WP: 0 PA: 31 PB: 0 SB: 1 CS: 0
PITCHER Charles Hudson, R (1, 1) ERA: 3.62	IP: 9.0 WLS: W BF: 31 H: 3 R: 3 ER: 3 SO: 9 BB: 2 IBB: 0 HBP: 0 BLK: 0 WP: 0 HR: 2 S: 47 P: 55 ERA: 3.00 WHIP: 0.556															PITCHER			

Batter	1	2	3	4	5	6	7	8	9	AB	R	H	RBI	BB	SO	LOB	BOTTOM			
Bob Dernier, R (1, 8) OBP: 0.307, SLG: 0.329	0-0 G3	4-0 WP 1B BB		0-0 5-3		0-0 SF8	0-0 FC6-4			3	0	0	1	1	0	2	Houston Astros @ Philadelphia Phillies Veterans Stadium, Philadelphia, PA Wed Jul 20 1983, 7:05 PM EDT Att: 21,052 - Unknown			
Pete Rose, S (1, 3) OBP: 0.331, SLG: 0.319	0-0 BB HR 1B	0-0 WP 1B		0-0 1B		0-0 G3		0-0 FC6-4 1B		5	2	4	0	0	0	0				
Von Hayes, L (1, 9) OBP: 0.335, SLG: 0.385	0-3 K	0-3 K		0-0 F8		0-3 K		0-0 3-1		5	0	0	0	0	3	5				
Mike Schmidt, R (1, 5) OBP: 0.386, SLG: 0.480	0-0 HR 1B	0-0 F2		0-0 F2		0-0 BB 1B	0-0 FC6-4 1B			5	2	3	0	0	0	3				
Joe Morgan, L (1, 4) OBP: 0.359, SLG: 0.319	4-0 HR BB			0-0 F7		0-0 E9 1B	0-0 FC6-4 1B			2	1	0	0	2	0	1				
Kiko Garcia, R (7, PR) OBP: 0.369, SLG: 0.468	1-2 2-3 HR BB			5-3 HBP BB		1-2 1B	1-2 2-3 HR BB			1	1	0	0	0	0	2				
Joe Lefebvre, L (1, 7) OBP: 0.413, SLG: 0.613	0-0 HR			0-0 4-3		4-0 1B BB	0-0 FC4 1B			3	2	2	5	1	0	0				
Bo Diaz, R (1, 2) OBP: 0.304, SLG: 0.386	0-0 F7			0-0 4-3		0-0 1B	1-3 2-H 3-H 1B	0-0 FC4		5	0	1	2	0	0	4				
Ivan De Jesus, R (1, 6) OBP: 0.311, SLG: 0.305		0-0 F8	0-0 5-3			0-0 SF8 1B	0-0 F9			4	1	1	0	0	0	4				
Charles Hudson, S (1, 1) OBP: 0.240, SLG: 0.136		1-0 1B BB WP HBP	0-0 6-3			0-0 SH3-4	0-0 FC6-4 1B			2	1	1	1	0	0	2				
Inning Stats	R: 4 E: 0 K: 1 S: 8	H: 3 LOB: 1 BB: 1 P: 12	R: 1 E: 0 K: 1 S: 6	H: 1 LOB: 2 BB: 1 P: 11	R: 0 E: 0 K: 0 S: 3	H: 0 LOB: 2 BB: 1 P: 8	R: 0 E: 0 K: 0 S: 4	H: 1 LOB: 1 BB: 0 P: 4	R: 0 E: 0 K: 0 S: 3	H: 0 LOB: 0 BB: 0 P: 3	R: 1 E: 0 K: 0 S: 4	H: 1 LOB: 0 BB: 0 P: 4	R: 3 E: 1 K: 1 S: 9	H: 3 LOB: 2 BB: 1 P: 13	R: 1 E: 0 K: 0 S: 6	H: 3 LOB: 2 BB: 0 P: 6		1B: 11 2B: 0 3B: 0 HR: 1	SF: 1 SAC: 1 DP: 0 HBP: 2	WP: 1 PA: 43 PB: 0 SB: 1 CS: 0
PITCHER Mike Scott, R (1, 1) ERA: 3.63	IP: 5.0 WLS: L BF: 25 H: 5 R: 5 ER: 5 SO: 2 BB: 3 IBB: 0 HBP: 0 BLK: 0 WP: 0 HR: 1 S: 24 P: 38 ERA: 9.00 WHIP: 1.600															PITCHER				
Frank LaCorte, R (6, 1) ERA: 5.05	1.2 BF: 11 H: 4 R: 4 ER: 2 SO: 1 BB: 1 IBB: 0 HBP: 0 BLK: 0 WP: 0 HR: 0 S: 12 P: 16 ERA: 10.80 WHIP: 3.000																			
Vern Ruhle, R (7, 1) ERA: 4.96	1.1 BF: 7 H: 3 R: 1 ER: 1 SO: 0 BB: 0 IBB: 0 HBP: 0 BLK: 0 WP: 0 HR: 0 S: 7 P: 7 ERA: 6.75 WHIP: 2.250																			

Batter	1	2	3	4	5	6	7	8	9	AB	R	H	RBI	BB	SO	LOB	TOP					
Bob Dernier, R OBP: 0.329, SLG: 0.352	0-0 G6-4-3 1B		0-0 S 1B	0-0 S E 1B		0-0 2B 1B	0-0 1B		0-0 SH2-4	5	2	5	3	0	0	0	Philadelphia Phillies @ Atlanta Braves Atlanta-Fulton County Stadium, Atlanta, GA Thu Jul 21 1983, 7:05 PM EDT Att: 29,316 - Unknown					
Pete Ross, S OBP: 0.334, SLG: 0.323	0-0 G6-4-3 1-2		0-0 F2 1-2	0-0 E8 WP 1-H 1B		0-0 2B 1B	0-0 1B		0-0 L4 2-3	6	1	3	3	0	0	6						
Gary Matthews, R OBP: 0.350, SLG: 0.378 Greg Gross, L OBP: 0.402, SLG: 0.356	4-0 BB BB		0-3 K	0-3 K		0-0 1B 2B	0-3 K			4	0	1	2	1	3	5						
Mike Schmidt, R OBP: 0.392, SLG: 0.492	4-0 1-2 BB		4-0 BB		0-0 HR	0-0 G6-4-3 1B	0-3 K			3	1	2	1	2	1	2						
Bo Diaz, R OBP: 0.299, SLG: 0.379	0-0 F8		0-0 F9		0-0 F9	0-0 G6-4-3 1-2			0-0 P3	5	0	0	0	0	0	7						
Gary Maddox, R OBP: 0.312, SLG: 0.391		0-0 F9		0-0 6-3		0-0 G6-4-3 1B	0-0 SH5-3 1B		0-0 6-3	5	1	2	0	0	0	0						
Kiko Garcia, R OBP: 0.371, SLG: 0.455		0-0 6-3		4-0 SH3-4 1B BB		0-0 G6-4-3 1-2	0-0 1B SH5-3		0-0 5-3	4	2	1	0	1	0	1						
Ivan De Jesus, R OBP: 0.314, SLG: 0.305		0-0 P4		4-0 1B SH3-4 BB		0-3 K	0-0 SH5-3		0-0 SH2-4 BB 1B	3	1	1	0	1	1	0						
John Denny, R OBP: 0.163, SLG: 0.146 Willie Hernandez, L OBP: 0.256, SLG: 0.256 Tony Perez, R OBP: 0.334, SLG: 0.402 Steve Jeltz, S Al Holland, R			0-0 1B	0-0 SH3-4		0-0 1B S 1B	0-0 1B S 1B		4-0 L4 SH2-4 BB	2	1	2	0	0	0	0						
Inning Stats	R: 0 E: 0 K: 0 S: 3	H: 1 LOB: 2 BB: 2 P: 11	R: 0 E: 0 K: 0 S: 3	H: 0 LOB: 0 BB: 0 P: 3	R: 0 E: 0 K: 1 S: 7	H: 2 LOB: 3 BB: 1 P: 11	R: 3 E: 1 K: 1 S: 7	H: 2 LOB: 1 BB: 2 P: 15	R: 1 E: 0 K: 0 S: 4	H: 2 LOB: 0 BB: 0 P: 4	R: 3 E: 0 K: 1 S: 9	H: 5 LOB: 1 BB: 0 P: 9	R: 3 E: 0 K: 2 S: 12	H: 5 LOB: 2 BB: 0 P: 12	R: 0 E: 0 K: 0 S: 3	H: 0 LOB: 0 BB: 0 P: 3		R: 0 E: 0 K: 0 S: 3	H: 1 LOB: 2 BB: 1 P: 7	1B: 16 2B: 2 3B: 0 HR: 1	SF: 0 SAC: 3 DP: 4 HBP: 0	WP: 1 PB: 0 SB: 3 CS: 0
PITCHER	IP WLS BF H R ER SO BB IBB HBP BLK WP HR S P ERA WHIP	3.2 L 20 5 3 3 1 5 0 0 0 0 0 17 37 7.36 2.727	4.1 L 10 6 4 4 2 0 0 0 0 0 1 1 14 14 21.60 3.600	6.1 L 2 1 0 0 0 0 0 0 0 0 0 0 2 2 0.00 1.500	7.1 L 2.0 11 5 3 3 2 0 0 0 0 0 0 15 15 13.50 2.500	9.1 L 1.0 4 1 0 0 0 1 0 0 0 0 0 3 7 0.00 2.000	IP WLS BF H R ER SO BB IBB HBP BLK WP HR S P ERA WHIP	3.2 L 20 5 3 3 1 5 0 0 0 0 0 1 1 14 14 7.36 2.727	4.1 L 10 6 4 4 2 0 0 0 0 0 1 1 14 14 21.60 3.600	6.1 L 2 1 0 0 0 0 0 0 0 0 0 0 2 2 0.00 1.500	7.1 L 2.0 11 5 3 3 2 0 0 0 0 0 0 15 15 13.50 2.500	9.1 L 1.0 4 1 0 0 0 1 0 0 0 0 0 3 7 0.00 2.000	IP WLS BF H R ER SO BB IBB HBP BLK WP HR S P ERA WHIP	3.2 L 20 5 3 3 1 5 0 0 0 0 0 1 1 14 14 7.36 2.727	4.1 L 10 6 4 4 2 0 0 0 0 0 1 1 14 14 21.60 3.600	6.1 L 2 1 0 0 0 0 0 0 0 0 0 0 0 2 2 0.00 1.500	7.1 L 2.0 11 5 3 3 2 0 0 0 0 0 0 15 15 13.50 2.500	9.1 L 1.0 4 1 0 0 0 1 0 0 0 0 0 3 7 0.00 2.000	1B: 16 2B: 2 3B: 0 HR: 1	SF: 0 SAC: 3 DP: 4 HBP: 0	WP: 1 PB: 0 SB: 3 CS: 0	PA: 47
Brett Butler, L OBP: 0.349, SLG: 0.408	0-0 1B 1B		0-0 1B		0-0 2-3 1B		0-0 E4 1B 2B		0-0 F8	5	2	4	1	0	0	1	Philadelphia Phillies @ Atlanta Braves Atlanta-Fulton County Stadium, Atlanta, GA Thu Jul 21 1983, 7:05 PM EDT Att: 29,316 - Unknown					
Rafael Ramirez, R OBP: 0.327, SLG: 0.342	0-0 1B FC3-6 1B		0-0 4-3		0-0 4-3		0-0 1B		0-0 P6	5	1	2	1	0	0	4						
Claudell Washington, L OBP: 0.327, SLG: 0.413	0-0 FC3-6 S 1-3 2-H 1B		0-0 L8		0-0 G6-4-3 1B		0-0 F8		0-3 K	5	0	2	1	0	1	1						
Dale Murphy, R OBP: 0.411, SLG: 0.555	4-0 FC3-6 1-2 BB		0-3 K		0-0 G6-4-3 1-2		0-0 F7		0-0 F9	4	0	0	0	1	1	1						
Bob Horner, R OBP: 0.398, SLG: 0.534	0-3 K		0-0 L8		0-0 1B		0-3 K		0-3 K	5	0	1	0	0	3	3						
Chris Chambliss, L OBP: 0.386, SLG: 0.522	0-0 FC3-6 1-2 2-3 3-H 1B		0-0 K		0-3 HR		0-0 F7			4	1	1	2	0	1	3						
Glenn Hubbard, R OBP: 0.341, SLG: 0.403	0-0 L9		0-3 K		0-0 L5		0-0 1B 2B			4	1	1	0	0	1	2						
Bruce Benedict, R OBP: 0.364, SLG: 0.335		0-0 6-3		4-0 1B SH5-4 BB		0-0 6-3		0-0 2B		3	0	1	1	1	0	0						
Pete Falcone, L OBP: 0.139, SLG: 0.136 Rick Camp, R OBP: 0.261, SLG: 0.261 Donnie Moore, R OBP: 0.271, SLG: 0.271 Randy Johnson, R OBP: 0.271, SLG: 0.271 Tony Brizzolara, R Terry Harper, R OBP: 0.304, SLG: 0.413 Terry Forster, L OBP: 0.252, SLG: 1.000		0-0 F9		0-0 SH5-4		4-0 E BB		0-0 F7		1	0	0	0	0	0	0						
Inning Stats	R: 2 E: 0 K: 1 S: 8	H: 3 LOB: 2 BB: 1 P: 12	R: 0 E: 0 K: 0 S: 4	H: 1 LOB: 1 BB: 0 P: 4	R: 0 E: 0 K: 1 S: 5	H: 0 LOB: 0 BB: 0 P: 5	R: 1 E: 0 K: 1 S: 7	H: 2 LOB: 2 BB: 1 P: 11	R: 0 E: 0 K: 0 S: 6	H: 2 LOB: 1 BB: 0 P: 6	R: 2 E: 1 K: 0 S: 5	H: 2 LOB: 1 BB: 1 P: 9	R: 0 E: 0 K: 1 S: 5	H: 0 LOB: 0 BB: 0 P: 5	R: 1 E: 0 K: 0 S: 5	H: 2 LOB: 1 BB: 0 P: 5		R: 0 E: 0 K: 2 S: 7	H: 0 LOB: 0 BB: 0 P: 7	1B: 9 2B: 2 3B: 0 HR: 1	SF: 0 SAC: 1 DP: 1 HBP: 0	WP: 0 PB: 0 SB: 1 CS: 0
PITCHER	IP WLS BF H R ER SO BB IBB HBP BLK WP HR S P ERA WHIP	5.2 W 29 10 5 5 4 3 0 0 0 0 0 1 34 46 5.2 2.294	2.1 L 9 2 1 1 1 0 0 0 0 0 0 0 11 11 3.86 0.857	1.0 L 3 0 0 0 2 0 0 0 0 0 0 0 7 7 0.00 0.000	IP WLS BF H R ER SO BB IBB HBP BLK WP HR S P ERA WHIP	5.2 W 29 10 5 5 4 3 0 0 0 0 0 1 34 46 5.2 2.294	2.1 L 9 2 1 1 1 0 0 0 0 0 0 0 11 11 3.86 0.857	1.0 L 3 0 0 0 2 0 0 0 0 0 0 0 7 7 0.00 0.000	IP WLS BF H R ER SO BB IBB HBP BLK WP HR S P ERA WHIP	5.2 W 29 10 5 5 4 3 0 0 0 0 0 1 34 46 5.2 2.294	2.1 L 9 2 1 1 1 0 0 0 0 0 0 0 11 11 3.86 0.857	1.0 L 3 0 0 0 2 0 0 0 0 0 0 0 7 7 0.00 0.000	IP WLS BF H R ER SO BB IBB HBP BLK WP HR S P ERA WHIP	5.2 W 29 10 5 5 4 3 0 0 0 0 0 1 34 46 5.2 2.294	2.1 L 9 2 1 1 1 0 0 0 0 0 0 0 11 11 3.86 0.857	1.0 L 3 0 0 0 2 0 0 0 0 0 0 0 7 7 0.00 0.000	1B: 9 2B: 2 3B: 0 HR: 1	SF: 0 SAC: 1 DP: 1 HBP: 0	WP: 0 PB: 0 SB: 1 CS: 0	PA: 41		

AB 38
R 10
H 18
RBI 10
BB 6
SO 5
LOB 21



AB 37
R 6
H 12
RBI 6
SO 7
LOB 16



Batter	1	2	3	4	5	6	7	8	9	AB	R	H	RBI	BB	SO	LOB	TOP			
Bob Dernier, R (1, 8) OBP: 0.327, SLG: 0.345 Tony Perez, R (9, PH) OBP: 0.322, SLG: 0.400	5-3		BB		5-3		P6		F8	3	0	0	0	1	0	3	Philadelphia Phillies @ Atlanta Braves Atlanta-Fulton County Stadium, Atlanta, GA Fri Jul 22, 1983, 7:05 PM EDT Att: 40,481 - Unknown			
Pete Rose, S (1, 3) OBP: 0.333, SLG: 0.320	6-3		F7			G4-6-3 BB		4-3		3	0	0	0	1	0	1				
Joe Lefebvre, L (1, 7) OBP: 0.417, SLG: 0.602				G3		G4-6-3 BB			1B BB	3	0	1	0	1	0	1				
Mike Schmidt, R (1, 5) OBP: 0.390, SLG: 0.488	5-3			K		1-3			1-2 1B	4	0	1	0	0	1	1				
Joe Morgan, L (1, 4) OBP: 0.357, SLG: 0.315		F9					F8	P5		3	0	0	0	1	0	2				
Von Hayes, L (1, 9) OBP: 0.333, SLG: 0.395		G3		K					K	4	1	1	1	0	2	3				
Bo Diaz, R (1, 2) Porfi Altamirano, R (7, 1) Greg Gross, L (9, PH) OBP: 0.407, SLG: 0.356		4-3			5-3		K		G6-4-3 BB HBP	3	0	0	0	0	1	0				
Ivan De Jesus, R (1, 6) OBP: 0.319, SLG: 0.304			6-3			SH1-4 BB			1-2 BB	1	0	0	0	3	0	0				
Kevin Gross, R (1, 1) OBP: 0.091, SLG: 0.091 Tug McGraw, R (4, 1) Ozzie Virgil, R (7, PH) OBP: 0.263, SLG: 0.360			F8		SH1-4				G6-4-3	1	0	0	0	0	0	0				
					1-2		1-2		1-2 2-3	2	0	1	0	0	0	2				
Inning Stats	R: 0 E: 0 K: 0 S: 4	H: 1 LOB: 1 BB: 0 P: 4	R: 0 E: 0 K: 0 S: 3	H: 0 LOB: 0 BB: 0 P: 3	R: 0 E: 0 K: 0 S: 3	H: 0 LOB: 1 BB: 1 P: 7	R: 0 E: 0 K: 2 S: 7	H: 0 LOB: 1 BB: 1 P: 11	R: 0 E: 0 K: 0 S: 2	H: 0 LOB: 0 BB: 1 P: 6	R: 1 E: 0 K: 1 S: 7	H: 2 LOB: 2 BB: 1 P: 11	R: 0 E: 0 K: 1 S: 6	H: 1 LOB: 1 BB: 1 P: 10	R: 0 E: 0 K: 0 S: 2	H: 0 LOB: 1 BB: 1 P: 7	1B: 3 2B: 0 3B: 0 HR: 1	SF: 0 SAC: 1 DP: 2 HBP: 1	WP: 0 PB: 0 SB: 0 CS: 0	PA: 37
PITCHER	IP WLS BF H R ER SO BB IBB HBP BLK WP HR S P ERA WHIP																			
Craig McMurtry, R (1, 1) ERA: 3.07 Steve Bedrosian, R (8, 1) ERA: 2.69	7.1 W 31 4 1 1 3 6 0 0 0 0 0 1 1 0 1 0 0 0 6 11 1.23 1.364																			

AB	28
R	1
H	4
RBI	1
BB	7
SO	4
LOB	14



Batter	1	2	3	4	5	6	7	8	9	AB	R	H	RBI	BB	SO	LOB	BOTTOM	
Brett Butler, L (1, 7) OBP: 0.356, SLG: 0.413	CS 1B	FC6-4 BB		1B 2-3 3-H		2B 1-2 SF5 1B		F9		4	1	3	1	1	0	0	Philadelphia Phillies @ Atlanta Braves Atlanta-Fulton County Stadium, Atlanta, GA Fri Jul 22, 1983, 7:05 PM EDT Att: 40,481 - Unknown	
Rafael Ramirez, R (1, 6) OBP: 0.331, SLG: 0.348	6-3	FC6-4		1-3 1B		1-3 2-H 1B 2B				5	1	3	2	0	0	4		
Claudell Washington, L (1, 9) OBP: 0.326, SLG: 0.411			K	F7		SF5		5-3		4	0	1	1	0	1	3		
Dale Murphy, R (1, 8) OBP: 0.410, SLG: 0.551	F9		K		K		1B			4	0	1	1	0	2	1		
Chris Chambliss, L (1, 3) OBP: 0.384, SLG: 0.529 Mike Jorgensen, L (9, 3) OBP: 0.269, SLG: 0.289		HR	4-3		G3	F9				4	1	1	1	0	0	1		
Glenn Hubbard, R (1, 4) OBP: 0.343, SLG: 0.404		F2		F9			G6-3 1B			4	0	2	0	0	0	0		
Biff Pocoroba, S (1, 2) OBP: 0.336, SLG: 0.393		SH2-4 1B BB		E4 SH1-4 1B	F8	F8				3	1	0	0	1	0	2		
Jerry Royster, R (1, 5) OBP: 0.362, SLG: 0.405		SH2-4 1B		1B SH1-4 1B		FC2-6 1B	G6-3			4	1	3	0	0	0	1		
Craig McMurtry, R (1, 1) OBP: 0.111, SLG: 0.070 Steve Bedrosian, R (8, 1)		SH2-4		SH1-4		FC2-6 1B		1-3		1	1	0	0	0	0	1		
		1-2 2-3		1-2 2-3		1-2 2-3				1	0	0	0	0	0	0		
Inning Stats	R: 0 E: 0 K: 0 S: 4	H: 2 LOB: 3 BB: 2 P: 13	R: 1 E: 0 K: 2 S: 7	H: 2 LOB: 0 BB: 0 P: 7	R: 2 E: 1 K: 0 S: 7	H: 3 LOB: 2 BB: 0 P: 7	R: 0 E: 0 K: 1 S: 6	H: 1 LOB: 1 BB: 0 P: 6	R: 3 E: 0 K: 0 S: 7	H: 4 LOB: 1 BB: 0 P: 7	R: 0 E: 0 K: 0 S: 3	H: 1 LOB: 0 BB: 0 P: 3	R: 0 E: 0 K: 0 S: 4	H: 1 LOB: 1 BB: 0 P: 4	1B: 12 2B: 1 3B: 0 HR: 1	SF: 1 SAC: 2 DP: 1 HBP: 0	WP: 0 PB: 0 SB: 1 CS: 1	PA: 39
PITCHER	IP WLS BF H R ER SO BB IBB HBP BLK WP HR S P ERA WHIP																	
Kevin Gross, R (1, 1) ERA: 3.64 Tug McGraw, L (4, 1) ERA: 2.93 Porfi Altamirano, R (7, 1) ERA: 3.06	3.2 L 20 7 3 1 2 2 0 0 0 0 0 0 0 14 14 11.57 2.143																	

AB	34
R	6
H	14
RBI	6
BB	2
SO	3
LOB	13





Batter	1	2	3	4	5	6	7	8	9	AB	R	H	RBI	BB	SO	LOB	TOP										
Bob Dernier, R OBP: 0.329, SLG: 0.338 (1, 9)	6-3	P3			FC5-4			BB HR BB		3	1	0	0	2	0	2	Philadelphia Phillies @ Atlanta Braves Atlanta-Fulton County Stadium, Atlanta, GA Sat Jul 23 1983, 3:33 AM EDT Att: 36,501 - Unknown										
Gary Matthews, R OBP: 0.356, SLG: 0.377 (1, 7)	L6	F3			K		HR BB			4	1	1	0	1	1	2											
Mike Schmidt, R OBP: 0.393, SLG: 0.508 (1, 5)	HR		6-3		BB		HR	K		4	2	2	4	1	1	2											
Tony Perez, R OBP: 0.326, SLG: 0.399 Steve Jeltz, S (7, PR)	1B	F9			F8		1B		4-3	3	0	1	0	1	0	2											
Joe Morgan, L OBP: 0.356, SLG: 0.314 (9, 4)	1B						BB			1	0	0	0	0	0	0											
Bo Diaz, R OBP: 0.297, SLG: 0.375 (1, 2)	FC4 1B	F9				1-3			K2-3	5	0	2	0	0	1	0											
Gary Maddox, R OBP: 0.304, SLG: 0.380 (1, 8)	FC4				F9		P4		5-3	5	0	0	0	0	0	4											
Kiko Garcia, R OBP: 0.384, SLG: 0.507 Joe Lefebvre, L OBP: 0.412, SLG: 0.595 Willie Hernandez, L OBP: 0.556, SLG: 0.556 Al Holland, R (9, 1) Von Hayes, L OBP: 0.333, SLG: 0.395 (9, 9)		HR	6-3			1B	4-3			3	1	2	1	0	0	0											
Ivan De Jesus, R OBP: 0.318, SLG: 0.301 (1, 6)	WP S BB	F9				G3		P4		3	0	0	0	1	0	1											
Steve Carlton, L OBP: 0.210, SLG: 0.262 Pete Rose, S OBP: 0.331, SLG: 0.318 (7, 3)	P5						4-3	F7		2	0	1	0	0	0	1											
Inning Stats	R: 1 E: 0 K: 0 S: 6	H: 3 LOB: 2 BB: 0 P: 6	R: 1 E: 0 K: 0 S: 4	H: 1 LOB: 1 BB: 1 P: 8	R: 0 E: 0 K: 0 S: 3	H: 0 LOB: 0 BB: 0 P: 3	R: 0 E: 0 K: 0 S: 3	H: 1 LOB: 2 BB: 1 P: 10	R: 0 E: 0 K: 0 S: 4	H: 1 LOB: 1 BB: 0 P: 4	R: 3 E: 0 K: 0 S: 5	H: 2 LOB: 2 BB: 3 P: 17	R: 0 E: 0 K: 1 S: 6	H: 1 LOB: 2 BB: 1 P: 10	R: 0 E: 0 K: 1 S: 5	H: 0 LOB: 0 BB: 0 P: 5	1B: 6 2B: 0 3B: 0 HR: 3	SF: 0 SAC: 0 DP: 0 HBP: 0	WP: 1 PB: 0 SB: 2 CS: 0	PA: 42							
PITCHER	IP	WLS	BF	H	R	ER	SO	BB	IBB	HBP	BLK	WP	HR	S	P	ERA	WHIP										
Ken Dayley, L ERA: 4.03 (1, 1)	6.1		29	6	4	4	1	4	0	0	0	1	2	27	43	5.68	1.579										
Steve Bedrosian, R ERA: 2.91 (7, 1)	0.0		3	2	1	1	0	1	0	0	0	0	1	2	6	∞	∞										
Donnie Moore, R ERA: 3.27 (7, 1)	1.2		7	1	0	0	1	1	0	0	0	0	0	8	12	0.00	1.200										
Rick Camp, R ERA: 3.91 (9, 1)	1.0	W	3	0	0	0	1	0	0	0	0	0	0	5	5	0.00	0.000										

Batter	1	2	3	4	5	6	7	8	9	AB	R	H	RBI	BB	SO	LOB	BOTTOM										
Rafael Ramirez, R OBP: 0.332, SLG: 0.349 (1, 6)	K 1B		F8	F8		F9			SH BB 1B	5	1	2	0	0	0	2	Philadelphia Phillies @ Atlanta Braves Atlanta-Fulton County Stadium, Atlanta, GA Sat Jul 23 1983, 3:33 AM EDT Att: 36,501 - Unknown										
Jerry Royster, R OBP: 0.365, SLG: 0.408 (1, 7)	S 1B		4-3		P4			SH BB	4	0	2	0	0	0	0	0											
Dale Murphy, R OBP: 0.410, SLG: 0.556 (1, 8)	K		HR		L5		K	BB IBB	4	1	1	1	1	2	3												
Bob Horner, R OBP: 0.395, SLG: 0.532 (1, 5)	F9		1B 2B		E5 HR		K	K	5	2	1	0	0	2	5												
Bob Watson, R OBP: 0.446, SLG: 0.569 (1, 3)		P5	FC6-4 1B		HR		IBB		3	1	2	4	2	0	0												
Terry Harper, R OBP: 0.345, SLG: 0.401 (1, 9)	6-3	FC6-4			6-3		P4		4	0	0	0	0	0	3												
Glenn Hubbard, R OBP: 0.342, SLG: 0.411 (1, 4)		HR			6-3		F9		4	1	1	1	0	1	0												
Bruce Benedict, R OBP: 0.369, SLG: 0.341 (1, 2)		1B			FC5-6 1B		SH1-4 1B		4	0	3	0	0	0	0												
Ken Dayley, L OBP: 0.167, SLG: 0.063 Steve Bedrosian, R (7, 1)	4-3				FC5-6		SH1-4		2	0	0	0	0	0	2												
Donnie Moore, L OBP: 0.571, SLG: 0.571 Claudell Washington, L OBP: 0.325, SLG: 0.409 Rick Camp, R OBP: 0.461, SLG: 0.065 (9, 1)					1-2			K	1	0	0	0	0	0	0												
Inning Stats	R: 0 E: 0 K: 1 S: 6	H: 2 LOB: 1 BB: 0 P: 6	R: 1 E: 0 K: 0 S: 5	H: 2 LOB: 1 BB: 0 P: 5	R: 2 E: 0 K: 0 S: 6	H: 3 LOB: 1 BB: 0 P: 6	R: 0 E: 0 K: 0 S: 4	H: 1 LOB: 1 BB: 0 P: 4	R: 2 E: 1 K: 0 S: 5	H: 1 LOB: 0 BB: 0 P: 5	R: 0 E: 0 K: 2 S: 8	H: 1 LOB: 2 BB: 1 P: 12	R: 0 E: 0 K: 2 S: 7	H: 0 LOB: 0 BB: 0 P: 7	R: 1 E: 1 K: 1 S: 5	H: 1 LOB: 3 BB: 2 P: 13	1B: 8 2B: 1 3B: 0 HR: 3	SF: 0 SAC: 2 DP: 0 HBP: 0	WP: 0 PB: 0 SB: 2 CS: 0	PA: 41							
PITCHER	IP	WLS	BF	H	R	ER	SO	BB	IBB	HBP	BLK	WP	HR	S	P	ERA	WHIP										
Steve Carlton, L ERA: 3.32 (1, 1)	6.0		28	10	5	3	1	0	0	0	0	0	0	30	30	4.50	1.667										
Willie Hernandez, L ERA: 2.35 (7, 1)	2.0	L	10	2	1	0	4	0	1	0	0	0	0	17	21	0.00	1.000										
Al Holland, L ERA: 2.38 (9, 1)	0.1		3	0	0	0	1	1	1	0	0	0	0	3	11	0.00	3.000										

Batter	1	2	3	4	5	6	7	8	9	AB	R	H	RBI	BB	SO	LOB	TOP			
Bob Dernier, R OBP: 0.329, SLG: 0.333 Porfi Altamirano, R OBP: 0.413, SLG: 0.364 Greg Gross, L OBP: 0.413, SLG: 0.364	4-0 1B BB	0-0 F9			0-0 5-3		0-0 1-2 1B			2	1	0	0	1	0	1	Philadelphia Phillies @ Atlanta Braves Atlanta-Fulton County Stadium, Atlanta, GA Sun Jul 24 1983, 3:33 AM EDT Att: 29,406 - Unknown			
Pete Ross, S OBP: 0.331, SLG: 0.317 Ron Reed, R OBP: 0.331, SLG: 0.317 Al Holland, R OBP: 0.331, SLG: 0.317	0-0 1B 2B 1B	0-0 5-3			0-0 4-3		0-3 K			4	1	1	0	0	1	3				
Von Hayes, L OBP: 0.332, SLG: 0.393	0-0 F7			0-0 4-3		0-0 HR 1B		0-0 4-3		4	1	1	0	0	4					
Mike Schmidt, R OBP: 0.394, SLG: 0.518	0-0 2B 1B			0-0 L9		0-0 HR		0-0 5-3		4	1	2	3	0	0					
Joe Lefebvre, L OBP: 0.406, SLG: 0.591	0-0 1B 2B			0-0 4-3		0-3 K		0-3 K		4	0	1	1	0	2	0				
Joe Morgan, L OBP: 0.351, SLG: 0.308	0-0 G3			0-0 6-3		0-0 6-3		0-0 P5		4	0	0	0	0	2					
Ozzie Virgil, R OBP: 0.253, SLG: 0.344	0-3 K			0-3 K		0-0 6-3		0-3 K		4	0	0	0	0	3	2				
Ivan De Jesus, R OBP: 0.319, SLG: 0.301 Steve Jeltz, S				0-0 SH1-4 1B		0-0 F9		0-0 4-3		3	0	1	0	0	0	0				
Marty Bystrom, R OBP: 0.269, SLG: 0.217 Tug McGraw, R OBP: 0.269, SLG: 0.217 Gary Maddox, R OBP: 0.305, SLG: 0.376				0-0 SH1-4		0-3 K		4-0 1B BB		0	0	0	0	0	0	0				
				1-2				0-0 F9		2	0	0	0	1	1	0				
Inning Stats	R: 2 E: 0 K: 1 S: 8	H: 3 LOB: 2 BB: 1 P: 12	R: 0 E: 0 K: 0 S: 4	H: 1 LOB: 1 BB: 0 P: 4	R: 0 E: 0 K: 0 S: 3	H: 0 LOB: 0 BB: 0 P: 3	R: 0 E: 0 K: 1 S: 5	H: 0 LOB: 0 BB: 0 P: 5	R: 0 E: 0 K: 1 S: 5	H: 2 LOB: 0 BB: 0 P: 7	R: 0 E: 0 K: 1 S: 6	H: 1 LOB: 2 BB: 1 P: 10	R: 0 E: 0 K: 1 S: 5	H: 0 LOB: 0 BB: 0 P: 5	R: 0 E: 0 K: 1 S: 5	H: 0 LOB: 0 BB: 0 P: 5	1B: 5 2B: 1 3B: 0 HR: 1	SF: 0 SAC: 1 DP: 0 HBP: 0	WP: 0 PB: 0 SB: 0 CS: 0	PA: 36
PITCHER Pascual Perez, R ERA: 2.87	IP: 9.0 WLS: W BF: 36 H: 7 R: 4 ER: 4 SO: 7	BB: 2 IBB: 0 HBP: 0 BLK: 0	WP: 0 HR: 1 S: 48 P: 56	ERA: 4.00 WHIP: 1.000	PITCHER											IP: 9.0 WLS: W BF: 36 H: 7 R: 4 ER: 4 SO: 7	BB: 2 IBB: 0 HBP: 0 BLK: 0	WP: 0 HR: 1 S: 48 P: 56	ERA: 4.00 WHIP: 1.000	

Batter	1	2	3	4	5	6	7	8	9	AB	R	H	RBI	BB	SO	LOB	BOTTOM			
Brett Butler, L OBP: 0.359, SLG: 0.422	0-0 1B 1B			0-0 G5-4-3 1B		0-0 SF8 3B		0-0 L6		5	2	3	0	0	0	2	Philadelphia Phillies @ Atlanta Braves Atlanta-Fulton County Stadium, Atlanta, GA Sun Jul 24 1983, 3:33 AM EDT Att: 29,406 - Unknown			
Rafael Ramirez, R OBP: 0.335, SLG: 0.356	0-0 1B 1B	0-0 G4-6-3 1B		0-0 G5-4-3		0-0 SF8		0-0 2B		4	1	3	2	0	0	1				
Claudell Washington, L OBP: 0.326, SLG: 0.416	0-0 BB SF8 1B	0-3 K		0-0 HR		0-3 K		0-0 G3		5	2	2	2	0	2	2				
Dale Murphy, R OBP: 0.407, SLG: 0.551 Terry Harper, R OBP: 0.343, SLG: 0.399	0-0 F3	0-0 G4-6-3		0-0 F9		0-0 P4		0-0 G3		3	0	0	0	0	0	3				
Bob Horner, R OBP: 0.399, SLG: 0.554 Mike Jorgensen, L OBP: 0.269, SLG: 0.289	0-0 BB 1B 1B			0-0 HR		0-0 HR		0-0 F9		4	3	3	3	0	0	0				
Chris Chambliss, L OBP: 0.388, SLG: 0.532 Randy Johnson, R OBP: 0.486, SLG: 0.464	4-0 1B E			4-0 G4-6-3 BB		0-0 F8		0-0 2B		2	1	1	0	2	0	0				
Glenn Hubbard, R OBP: 0.338, SLG: 0.407	0-0 SF8			0-0 G4-6-3		0-3 K		0-3 K		3	0	0	1	0	2	2				
Biff Pocoroba, S OBP: 0.361, SLG: 0.477	0-0 E8 1B 1B			0-0 1-3		0-0 HR		0-0 2B 2B		4	3	3	2	0	0	0				
Pascual Perez, R OBP: 0.157, SLG: 0.157	0-0 1B			0-3 K		0-0 5-3		0-3 K		4	0	1	1	0	2	1				
Inning Stats	R: 5 E: 1 K: 0 S: 9	H: 6 LOB: 1 BB: 1 P: 13	R: 0 E: 0 K: 1 S: 5	H: 1 LOB: 0 BB: 0 P: 5	R: 1 E: 0 K: 0 S: 3	H: 1 LOB: 0 BB: 1 P: 7	R: 0 E: 0 K: 1 S: 5	H: 1 LOB: 0 BB: 0 P: 5	R: 2 E: 0 K: 1 S: 7	H: 2 LOB: 0 BB: 0 P: 7	R: 2 E: 0 K: 1 S: 7	H: 2 LOB: 1 BB: 0 P: 6	R: 1 E: 0 K: 1 S: 7	H: 2 LOB: 1 BB: 0 P: 7	R: 1 E: 0 K: 1 S: 7	H: 2 LOB: 1 BB: 0 P: 7		1B: 8 2B: 3 3B: 1 HR: 4	SF: 2 SAC: 0 DP: 3 HBP: 0	WP: 0 PB: 0 SB: 0 CS: 0
PITCHER Marty Bystrom, R ERA: 4.77 Tug McGraw, L ERA: 2.91 Porfi Altamirano, R ERA: 3.75 Ron Reed, R ERA: 3.26 Al Holland, L ERA: 2.53	IP: 0.2 WLS: L BF: 8 H: 5 R: 6 ER: 6 SO: 0	BB: 1 IBB: 0 HBP: 0 BLK: 0	WP: 0 HR: 0 S: 15 P: 19	ERA: 2.70 WHIP: 1.500	PITCHER											IP: 3.1 WLS: L BF: 12 H: 4 R: 1 ER: 1 SO: 2	BB: 1 IBB: 0 HBP: 0 BLK: 0	WP: 0 HR: 0 S: 14 P: 14	ERA: 18.000 WHIP: 2.000	

Batter	1	2	3	4	5	6	7	8	9	AB	R	H	RBI	BB	SO	LOB	TOP										
Bob Dernier, R (1, 8) OBP: 0.328, SLG: 0.331	0-0 6-3			0-0 L9		0-0 S 1B		0-0 E6 BB		4	0	1	0	0	0	0	Philadelphia Phillies @ Houston Astros Astrodome, Houston, TX Tue Jul 26 1983, 8:05 PM EDT Att: 25,954 - Dome										
Pete Rose, S (1, 3) OBP: 0.330, SLG: 0.314	0-0 4-3			0-0 L8		0-0 6-3 1-2		4-0 1-2 BB		3	0	0	0	1	0	1											
Joe Morgan, L (1, 4) OBP: 0.353, SLG: 0.322	0-0 4-3			0-0 HR		4-0 BB		0-0 F8		3	1	1	1	1	0	2											
Mike Schmidt, R (1, 5) OBP: 0.393, SLG: 0.513		0-3 K		0-0 5-3		0-0 L7		4-0 G4-6-3 BB		3	0	0	0	1	1	2											
Joe Lefebvre, L (1, 7) OBP: 0.400, SLG: 0.576		0-3 K			0-0 G3-6 1B		0-0 F9		0-0 G4-6-3 1-2		4	0	1	0	0	1											
Von Hayes, L (1, 9) OBP: 0.327, SLG: 0.386		0-0 L8			0-0 G3-6 1-2		0-3 K		0-0 G3		4	0	0	0	0	1											
Bo Diaz, R (1, 2) OBP: 0.298, SLG: 0.372			0-0 L6		4-0 BB		0-0 5-3				2	0	0	0	1	0											
Ivan De Jesus, R (1, 6) OBP: 0.316, SLG: 0.298			0-0 4-3		0-0 6-3			0-0 6-3		3	0	0	0	0	0	1											
Charles Hudson, S (1, 1) OBP: 0.214, SLG: 0.120			0-3 K			0-3 K		0-3 K		3	0	0	0	0	3	0											
Al Holland, R (8, 1)										0	0	0	0	0	0	0											
Inning Stats	R: 0 E: 0 K: 0 S: 3	H: 0 LOB: 0 BB: 0 P: 3	R: 0 E: 0 K: 2 S: 7	H: 0 LOB: 0 BB: 0 P: 7	R: 0 E: 0 K: 1 S: 5	H: 0 LOB: 0 BB: 0 P: 5	R: 1 E: 0 K: 0 S: 4	H: 1 LOB: 0 BB: 0 P: 4	R: 0 E: 0 K: 1 S: 6	H: 1 LOB: 1 BB: 1 P: 10	R: 0 E: 0 K: 1 S: 5	H: 0 LOB: 0 BB: 0 P: 5	R: 0 E: 1 K: 1 S: 6	H: 0 LOB: 2 BB: 1 P: 10	R: 0 E: 0 K: 0 S: 2	H: 0 LOB: 0 BB: 1 P: 6	1B: 2 2B: 0 3B: 0 HR: 1	SF: 0 SAC: 0 DP: 2 HBP: 0	WP: 0 PB: 0 SB: 1 CS: 0	PA: 33							
PITCHER	IP	WLS	BF	H	R	ER	SO	BB	IBB	HBP	BLK	WP	HR	S	P	ERA	WHIP										
Nolan Ryan, R (1, 1) ERA: 2.39	8.0	L	30	3	1	1	6	3	0	0	0	0	1	39	51	1.12	0.750										
Bill Dawley, R (9, 1) ERA: 2.55	1.0		3	0	0	0	0	1	0	0	0	0	0	2	6	0.00	1.000										

Batter	1	2	3	4	5	6	7	8	9	AB	R	H	RBI	BB	SO	LOB	BOTTOM										
Denny Walling, L (1, 9) OBP: 0.262, SLG: 0.295	0-0 6-3				0-0 4-3			0-0 1B 1B		4	0	1	0	0	0	2	Philadelphia Phillies @ Houston Astros Astrodome, Houston, TX Tue Jul 26 1983, 8:05 PM EDT Att: 25,954 - Dome										
Bill Dawley, R (9, 1) OBP: 0.333, SLG: 0.333		0-0 F8						0-0 S 1B		0	0	0	0	0	0	0											
Terry Puhl, L (1, 8) OBP: 0.385, SLG: 0.459			0-0 4-3			0-0 CS 1B		0-0 1-3 S 1B		4	0	3	0	0	0	0											
Dickie Thon, R (1, 6) OBP: 0.360, SLG: 0.477	0-0 FC5-4 1B		0-0 F8		0-0 5-3 1-2		0-0 1-2 BB		4-0 1-2 BB		3	0	0	0	1	0											
Phil Garner, R (1, 5) OBP: 0.321, SLG: 0.373	4-0 1-3 BB		0-0 L8		0-0 FC5-4 1B		0-0 F8		0-0 F8		3	0	1	0	1	0											
Jose Cruz, L (1, 7) OBP: 0.391, SLG: 0.453	0-3 K			0-0 5-3		0-0 FC5-4 1B		0-0 6-3		4	0	0	0	0	1	3											
Ray Knight, R (1, 3) OBP: 0.384, SLG: 0.482		0-0 F8		0-0 5-3		0-0 6-3		0-0 F8		4	0	0	0	0	0	0											
Alan Ashby, S (1, 2) OBP: 0.299, SLG: 0.435		0-0 FC1-5 1B		0-0 4-3		0-0 G3		0-0 F8		4	0	1	0	0	0	0											
Bill Doran, S (1, 4) OBP: 0.366, SLG: 0.337		4-0 FC1-5 1-2 BB			0-3 K		0-0 6-3				2	0	0	0	1	1											
Nolan Ryan, R (1, 1) ERA: 3.28		0-0 FC1-5 1-2 BB			0-0 L1			0-3 K		2	0	0	0	0	0	2											
Tony Scott, S (8, PH) OBP: 0.252, SLG: 0.289										1	0	0	0	0	1	0											
Inning Stats	R: 0 E: 0 K: 1 S: 6	H: 1 LOB: 2 BB: 1 P: 10	R: 0 E: 0 K: 0 S: 4	H: 1 LOB: 2 BB: 1 P: 8	R: 0 E: 0 K: 0 S: 3	H: 0 LOB: 0 BB: 0 P: 3	R: 0 E: 0 K: 0 S: 3	H: 0 LOB: 0 BB: 0 P: 3	R: 0 E: 0 K: 1 S: 6	H: 2 LOB: 1 BB: 1 P: 10	R: 0 E: 0 K: 0 S: 3	H: 0 LOB: 0 BB: 0 P: 3	R: 0 E: 0 K: 1 S: 6	H: 2 LOB: 2 BB: 1 P: 10	R: 0 E: 0 K: 0 S: 3	H: 0 LOB: 0 BB: 0 P: 3	1B: 6 2B: 0 3B: 0 HR: 0	SF: 0 SAC: 0 DP: 0 HBP: 0	WP: 1 PB: 0 SB: 2 CS: 1	PA: 34							
PITCHER	IP	WLS	BF	H	R	ER	SO	BB	IBB	HBP	BLK	WP	HR	S	P	ERA	WHIP										
Charles Hudson, R (1, 1) ERA: 3.28	7.2	W	30	6	0	0	3	3	0	0	0	0	0	33	45	0.00	1.174										
Al Holland, L (8, 1) ERA: 2.45	1.1	S	4	0	0	0	0	0	0	0	0	0	0	4	4	0.00	0.000										

Batter	1	2	3	4	5	6	7	8	9	AB	R	H	RBI	BB	SO	LOB	TOP			
Bob Dernier, R OBP: 0.318, SLG: 0.321 (1, 8)	G3	FC6-4			K		6-3		FC6-4	5	0	0	0	0	1	3	Philadelphia Phillies @ Houston Astros Astrodome, Houston, TX Wed Jul 27 1983, 8:05 PM EDT Att: 18,781 - Dome			
Pete Ross, S OBP: 0.331, SLG: 0.313 (1, 3)	3-1		4-3		FC5 BB 1B		IBB		K	4	0	1	0	1	1	1				
Joe Morgan, L OBP: 0.352, SLG: 0.317 (1, 4)	L3		K		1-2 BB		F8			3	0	0	0	1	2					
Mike Schmidt, R OBP: 0.396, SLG: 0.513 (1, 5)		3B BB	1B		FC5 2-3f				PB BB	2	1	1	0	2	2					
Joe Lefebvre, L OBP: 0.394, SLG: 0.583 (1, 7)		1B 3B	F8			6-3			P4	4	1	1	1	0	2					
Von Hayes, L OBP: 0.326, SLG: 0.384 Willie Hernandez, L OBP: 0.356, SLG: 0.556 (8, 1)		S 1B			1-3	6-3			F8	4	1	1	1	0	0	1				
Bo Diaz, R OBP: 0.300, SLG: 0.374 (1, 2)		3-H 1B	F9			CS 1B			F7	4	0	2	1	0	0	1				
Ivan De Jesus, R OBP: 0.315, SLG: 0.297 (1, 6)		K	K			CS 1-2			SH3 1B	4	0	1	0	0	2	1				
John Denny, R OBP: 0.157, SLG: 0.140 Greg Gross, L OBP: 0.418, SLG: 0.371 (8, 9)		K			5-3				SH3 FC6-4 1B	2	0	0	0	0	1	1				
Inning Stats	R: 0 E: 0 K: 0 S: 3	H: 0 LOB: 0 BB: 0 P: 3	R: 3 E: 0 K: 2 S: 10	H: 3 LOB: 1 BB: 1 P: 14	R: 0 E: 0 K: 1 S: 6	H: 1 LOB: 0 BB: 0 P: 6	R: 0 E: 0 K: 1 S: 5	H: 0 LOB: 0 BB: 0 P: 5	R: 0 E: 0 K: 1 S: 6	H: 1 LOB: 2 BB: 1 P: 10	R: 0 E: 0 K: 0 S: 4	H: 1 LOB: 2 BB: 1 P: 8	R: 0 E: 0 K: 0 S: 3	H: 0 LOB: 1 BB: 1 P: 7	R: 0 E: 0 K: 1 S: 6	H: 1 LOB: 1 BB: 0 P: 6		1B: 7 2B: 0 3B: 1 HR: 0	SF: 0 SAC: 1 DP: 0 HBP: 0	WP: 0 PB: 1 SB: 1 CS: 1
PITCHER	IP	WLS	BF	H	R	ER	SO	BB	IBB	HBP	BLK	WP	HR	S	P	ERA	WHIP			
Joe Niekro, R ERA: 3.42 Dave Smith, R ERA: 3.17	(1, 1)	8.0	L	34	7	3	5	3	1	0	0	0	0	40	56	3.38	1.250			
PITCHER	IP	WLS	BF	H	R	ER	SO	BB	IBB	HBP	BLK	WP	HR	S	P	ERA	WHIP			
	(9, 1)	1.0		4	1	0	0	1	0	0	0	0	0	6	6	0.00	1.000			


AB	33
R	3
H	8
RBI	3
BB	4
SO	6
LOB	14



Batter	1	2	3	4	5	6	7	8	9	AB	R	H	RBI	BB	SO	LOB	BOTTOM			
Omar Moreno, L OBP: 0.287, SLG: 0.331 Kevin Bass, S OBP: 0.264, SLG: 0.340 (8, PH)	4-3		FC4-6 BB			G3			K	3	0	0	0	0	0	2	Philadelphia Phillies @ Houston Astros Astrodome, Houston, TX Wed Jul 27 1983, 8:05 PM EDT Att: 18,781 - Dome			
Terry Puhl, L OBP: 0.363, SLG: 0.453 (1, 9)	6-3		1-2 BB			4-3			4-3	3	0	0	0	1	0	0				
Dickie Thon, R OBP: 0.357, SLG: 0.472 (1, 6)	5-3		5-3			K			6-3	4	0	0	0	0	1	3				
Phil Garner, R OBP: 0.323, SLG: 0.380 (1, 5)			K			G6-4-3 1B			6-3	4	1	2	0	0	1	0				
Jose Cruz, L OBP: 0.390, SLG: 0.451 (1, 7)	1-3		F2			G6-4-3 1B			4-3	4	0	1	1	0	0	1				
Ray Knight, R OBP: 0.381, SLG: 0.478 (1, 3)	6-3		G6-4-3			G6-4-3			6-3	3	0	0	0	0	0	2				
Alan Ashby, S OBP: 0.294, SLG: 0.428 (1, 2)			4-3			E6			6-3	3	0	0	0	0	0	0				
Bill Doran, S OBP: 0.363, SLG: 0.333 (1, 4)			E4 FC4-6 1B			K			3-1	3	0	0	0	0	1	1				
Joe Niekro, R OBP: 0.105, SLG: 0.107 Tony Scott, S OBP: 0.250, SLG: 0.287 Dave Smith, R (9, 1)			FC4-6 1B			5-3			K	2	0	1	0	0	0	0				
Inning Stats	R: 0 E: 0 K: 0 S: 3	H: 0 LOB: 0 BB: 0 P: 3	R: 0 E: 0 K: 1 S: 5	H: 0 LOB: 0 BB: 0 P: 5	R: 0 E: 1 K: 0 S: 5	H: 1 LOB: 3 BB: 1 P: 9	R: 0 E: 0 K: 0 S: 3	H: 1 LOB: 0 BB: 0 P: 3	R: 0 E: 0 K: 1 S: 5	H: 0 LOB: 0 BB: 0 P: 5	R: 1 E: 1 K: 0 S: 5	H: 2 LOB: 1 BB: 0 P: 5	R: 0 E: 0 K: 2 S: 7	H: 0 LOB: 0 BB: 0 P: 7	R: 0 E: 0 K: 0 S: 3	H: 0 LOB: 0 BB: 0 P: 3		1B: 3 2B: 0 3B: 1 HR: 0	SF: 0 SAC: 0 DP: 2 HBP: 0	WP: 0 PB: 0 SB: 0 CS: 0
PITCHER	IP	WLS	BF	H	R	ER	SO	BB	IBB	HBP	BLK	WP	HR	S	P	ERA	WHIP			
John Denny, R ERA: 2.4 Willie Hernandez, L ERA: 2.28	(1, 1)	7.0	W	26	4	1	1	3	1	0	0	0	0	31	35	1.29	0.714			
PITCHER	IP	WLS	BF	H	R	ER	SO	BB	IBB	HBP	BLK	WP	HR	S	P	ERA	WHIP			
	(8, 1)	2.0	S	6	0	0	0	2	0	0	0	0	0	10	10	0.00	0.000			

AB	31
R	1
H	4
RBI	1
BB	1
SO	5
LOB	9



Batter	1	2	3	4	5	6	7	8	9	AB	R	H	RBI	BB	SO	LOB	TOP										
Bob Dernier, R OBP: 0.310, SLG: 0.311 (1, 9)	0-0 4-3		0-0 5-3		0-0 F7		0-0 FC5-4		0-0 F9	5	0	0	0	0	0	3	Philadelphia Phillies @ Houston Astros Astrodome, Houston, TX Thu Jul 28 1983, 8:05 PM EDT Att: 19,948 - Dome										
Pete Rose, S OBP: 0.335, SLG: 0.316 (1, 3)	0-0 G3-6-3 1B		0-0 2-H 3-H 6-3 1B			0-0 6-3		4-0 3B BB		3	1	2	2	1	0	0											
Joe Morgan, L OBP: 0.354, SLG: 0.326 (1, 4)	0-0 G3-6-3 1-2		0-0 K			4-0 S 1B BB		0-0 1-H HR 3B		3	2	1	1	1	1	2											
Mike Schmidt, R OBP: 0.395, SLG: 0.519 (1, 5)		0-0 F9		0-0 F8		0-3 1-2 K		0-0 HR 3B		4	1	1	2	0	1	1											
Gary Matthews, R OBP: 0.349, SLG: 0.375 Greg Gross, L OBP: 0.418, SLG: 0.371 (1, 7) (8, 7)	0-0 4-3		0-0 F9		0-0 F9		0-0 S 1B	4-0 3-H 0-0 6-3		4	0	1	1	0	0	0											
Gary Maddox, R OBP: 0.303, SLG: 0.374 (1, 8)	0-0 F8		0-0 F8		0-0 S 1B		0-0 2-H F8	0-0 F9		4	0	1	0	0	0	1											
Bo Diaz, R OBP: 0.303, SLG: 0.374 (1, 2)			0-0 WP 1B 1B		0-0 6-3		4-0 FC1-6 BB	0-0 F9		3	1	1	0	1	0	1											
Ivan De Jesus, R OBP: 0.314, SLG: 0.297 (1, 6)			0-0 WP 1B 1B		0-0 5-3		0-0 L5	0-0 6-3		4	1	1	0	0	0	1											
Steve Carlton, L OBP: 0.200, SLG: 0.250 Willie Hernandez, L OBP: 0.256, SLG: 0.256 Ron Reed, R Al Holland, R (1, 1) (7, 1) (7, 1) (8, 1)			0-3 K		0-3 K		0-0 FC1-6 FC5-4	0-3 K		3	0	0	0	0	2	3											
Inning Stats	R: 0 E: 0 K: 0 S: 3	H: 1 LOB: 0 BB: 0 P: 3	R: 0 E: 0 K: 0 S: 3	H: 0 LOB: 0 BB: 0 P: 3	R: 2 E: 0 K: 2 S: 10	H: 3 LOB: 1 BB: 0 P: 10	R: 0 E: 0 K: 0 S: 4	H: 1 LOB: 1 BB: 0 P: 4	R: 0 E: 0 K: 1 S: 5	H: 0 LOB: 0 BB: 0 P: 5	R: 1 E: 0 K: 1 S: 6	H: 1 LOB: 1 BB: 1 P: 10	R: 0 E: 0 K: 0 S: 3	H: 0 LOB: 1 BB: 1 P: 7	R: 3 E: 0 K: 0 S: 5	H: 2 LOB: 0 BB: 1 P: 9			R: 0 E: 0 K: 1 S: 5	H: 0 LOB: 0 BB: 0 P: 5	1B: 6 2B: 0 3B: 1 HR: 1	SF: 0 SAC: 0 DP: 1 HBP: 0	WP: 1 PA: 37 PB: 0 SB: 3 CS: 0				
PITCHER	IP	WLS	BF	H	R	ER	SO	BB	IBB	HBP	BLK	WP	HR	S	P	ERA	WHIP	PITCHER									
Bob Knepper, L ERA: 3.14 Michael LaCoss, R ERA: 5.02 Bill Dawley, R ERA: 2.5 Frank DiPino, L ERA: 3.14	(1, 1) (8, 1) (8, 1) (9, 1)	7.0 0.0 1.0 1.0		28 3 3 3	6 2 3 0	3 3 0 0	4 3 0 1	2 1 0 0	0 0 0 0	0 0 0 0	0 0 0 0	0 0 0 0	1 0 0 0	0 1 3 5	2 6 3 5	3.86 ∞ 0.00 0.00	1.143 ∞ 0.000 0.000										

Batter	1	2	3	4	5	6	7	8	9	AB	R	H	RBI	BB	SO	LOB	BOTTOM										
Tony Scott, S OBP: 0.255, SLG: 0.291 (1, 8)	0-3 K		0-0 K		0-3 K		0-0 FC6-4		0-0 5-3	5	0	2	0	0	2	3	Philadelphia Phillies @ Houston Astros Astrodome, Houston, TX Thu Jul 28 1983, 8:05 PM EDT Att: 19,948 - Dome										
Terry Puhl, L OBP: 0.356, SLG: 0.444 (1, 9)	0-0 4-3		0-3 2-3 1B K		0-3 K		0-0 FC6-4 2B	0-0 4-3		5	1	0	1	0	2	6											
Dickie Thon, R OBP: 0.355, SLG: 0.471 (1, 6)	0-0 1-3		0-3 K		0-0 5-3		0-0 F9		0-0 2B	5	0	1	0	0	1	5											
Phil Garner, R OBP: 0.321, SLG: 0.380 (1, 5)		0-0 F9		0-0 F9		0-0 E5 1B	0-0 1-H 1B 2B	0-0 F8		5	1	1	1	0	0	1											
Jose Cruz, L OBP: 0.390, SLG: 0.450 (1, 7)		0-0 1B		0-3 K		0-0 P4	0-0 2-H 1B	0-0 F7		5	0	2	1	0	1	2											
Ray Knight, R OBP: 0.378, SLG: 0.473 (1, 3)	0-0 F8		0-3 K		0-0 K		0-0 1-2 1B	0-0 6-3	0-0 F2	5	0	1	0	0	1	3											
Bill Doran, S OBP: 0.365, SLG: 0.331 (1, 4)	0-0 F8		4-0 SH BB BB		4-0 SH BB		0-0 F8	4-0 3B BB		2	2	0	0	2	0	3											
George Bjorkman, R OBP: 0.347, SLG: 0.415 Denny Walling, L OBP: 0.273, SLG: 0.339 Alan Ashby, S OBP: 0.284, SLG: 0.428 (1, 2) (8, PH) (9, 2)			4-0 1B WP BB		0-3 SH BB		0-3 K	0-0 1-H 3B		1	0	0	0	2	1	2											
Bob Knepper, L Kevin Ellis, S Michael LaCoss, R Bill Dawley, R Tim Tolman, R Frank DiPino, L (1, 1) (7, PH) (8, 1) (8, PH) (9, 1)			0-3 K		0-0 SH		0-0 1-3 2-H	0-3 K		1	0	0	0	0	0	0											
Inning Stats	R: 0 E: 0 K: 1 S: 5	H: 0 LOB: 0 BB: 0 P: 5	R: 0 E: 0 K: 0 S: 4	H: 1 LOB: 1 BB: 0 P: 4	R: 0 E: 0 K: 3 S: 10	H: 1 LOB: 2 BB: 1 P: 14	R: 0 E: 0 K: 2 S: 7	H: 0 LOB: 0 BB: 0 P: 7	R: 1 E: 1 K: 1 S: 7	H: 1 LOB: 2 BB: 0 P: 7	R: 3 E: 0 K: 0 S: 7	H: 4 LOB: 1 BB: 0 P: 7	R: 1 E: 0 K: 1 S: 6	H: 1 LOB: 1 BB: 1 P: 10	R: 0 E: 0 K: 0 S: 4	H: 1 LOB: 1 BB: 0 P: 4		1B: 5 2B: 3 3B: 1 HR: 0	SF: 0 SAC: 1 DP: 0 HBP: 0	WP: 1 PA: 42 PB: 0 SB: 0 CS: 0							
PITCHER	IP	WLS	BF	H	R	ER	SO	BB	IBB	HBP	BLK	WP	HR	S	P	ERA	WHIP	PITCHER									
Steve Carlton, L ERA: 3.34 Willie Hernandez, L ERA: 2.28 Ron Reed, R ERA: 0.42 Al Holland, L ERA: 2.36	(1, 1) (7, 1) (7, 1) (8, 1)	6.2 0.0 0.1 2.0		31 1 2 8	4 1 0 0	3 0 1 0	9 0 0 1	3 0 1 0	0 0 0 0	0 0 0 0	0 0 0 0	0 0 0 0	1 0 0 0	0 1 1 0	46 1 5 10	4.05 ∞ 27.00 0.00	1.350 ∞ 3.000 1.000										

Batter	1	2	3	4	5	6	7	8	9	AB	R	H	RBI	BB	SO	LOB	TOP						
Mel Hall, L OBP: 0.339, SLG: 0.416 (1, 8)	L4		K			4-3		FC4-6 23 CS		4	0	0	0	0	1	2	Chicago Cubs @ Philadelphia Phillies Veterans Stadium, Philadelphia, PA Fri Jul 29 1983, 7:05 PM EDT Att: 32,445 - Unknown						
23 Ryne Sandberg, R OBP: 0.321, SLG: 0.387 (1, 4)	6-3			4-3		WP S 1B		F8		4	0	1	0	0	0	1							
Bill Buckner, L OBP: 0.298, SLG: 0.452 (1, 3)	F8			3-1		F9			1B	4	0	1	0	0	0	1							
Ron Cey, R OBP: 0.332, SLG: 0.438 (1, 5)		5-3		1-3		HR			F6	4	1	1	1	0	0	1							
Keith Moreland, R OBP: 0.355, SLG: 0.471 (1, 9)	1-3			6-3		1B			F7	4	0	1	0	0	0	1							
Jay Johnstone, L OBP: 0.369, SLG: 0.429 (1, 7)				4-3		F8			FC6-4 BB	3	0	0	0	0	1	1							
Jerry Morales, R OBP: 0.234, SLG: 0.268 (9, 7)	K									0	0	0	0	1	0	0							
Jody Davis, R OBP: 0.312, SLG: 0.507 (1, 2)			K			HR			FC6-4	4	1	1	1	0	1	3							
Larry Bowa, S OBP: 0.308, SLG: 0.340 (1, 6)			F7			G3				3	0	0	0	0	0	1							
Dickie Noles, R OBP: 0.217, SLG: 0.217 (1, 1)										3	0	2	0	0	1	0							
Craig Lefferts, L OBP: 0.176, SLG: 0.125 (8, 1)						K				0	0	0	0	0	0	0							
Lee Smith, R (8, 1)								FC4-6 1B		0	0	0	0	0	0	0							
Inning Stats	R: 0 E: 0 K: 0 S: 3	H: 0 LOB: 0 BB: 0 P: 3	R: 0 E: 0 K: 1 S: 5	H: 0 LOB: 0 BB: 0 P: 5	R: 0 E: 0 K: 2 S: 8	H: 1 LOB: 1 BB: 0 P: 8	R: 0 E: 0 K: 0 S: 3	H: 0 LOB: 0 BB: 0 P: 3	R: 1 E: 0 K: 0 S: 4	H: 1 LOB: 0 BB: 0 P: 4	R: 0 E: 0 K: 1 S: 6	H: 1 LOB: 1 BB: 0 P: 6	R: 1 E: 0 K: 0 S: 5	H: 2 LOB: 1 BB: 0 P: 5	R: 0 E: 0 K: 0 S: 3	H: 1 LOB: 2 BB: 1 P: 8	1B: 5 2B: 0 3B: 0 HR: 2	SF: 0 SAC: 0 DP: 0 HBP: 0	WP: 1 PB: 0 SB: 2 CS: 1	PA: 34			
PITCHER	IP WLS BF H R ER SO BB IBB HBP BLK WP HR S P ERA WHIP	IP WLS BF H R ER SO BB IBB HBP BLK WP HR S P ERA WHIP	IP WLS BF H R ER SO BB IBB HBP BLK WP HR S P ERA WHIP	IP WLS BF H R ER SO BB IBB HBP BLK WP HR S P ERA WHIP	IP WLS BF H R ER SO BB IBB HBP BLK WP HR S P ERA WHIP	IP WLS BF H R ER SO BB IBB HBP BLK WP HR S P ERA WHIP	IP WLS BF H R ER SO BB IBB HBP BLK WP HR S P ERA WHIP	IP WLS BF H R ER SO BB IBB HBP BLK WP HR S P ERA WHIP	IP WLS BF H R ER SO BB IBB HBP BLK WP HR S P ERA WHIP	IP WLS BF H R ER SO BB IBB HBP BLK WP HR S P ERA WHIP	IP WLS BF H R ER SO BB IBB HBP BLK WP HR S P ERA WHIP	IP WLS BF H R ER SO BB IBB HBP BLK WP HR S P ERA WHIP	IP WLS BF H R ER SO BB IBB HBP BLK WP HR S P ERA WHIP	IP WLS BF H R ER SO BB IBB HBP BLK WP HR S P ERA WHIP	IP WLS BF H R ER SO BB IBB HBP BLK WP HR S P ERA WHIP	IP WLS BF H R ER SO BB IBB HBP BLK WP HR S P ERA WHIP	IP WLS BF H R ER SO BB IBB HBP BLK WP HR S P ERA WHIP	IP WLS BF H R ER SO BB IBB HBP BLK WP HR S P ERA WHIP	IP WLS BF H R ER SO BB IBB HBP BLK WP HR S P ERA WHIP	IP WLS BF H R ER SO BB IBB HBP BLK WP HR S P ERA WHIP	IP WLS BF H R ER SO BB IBB HBP BLK WP HR S P ERA WHIP	IP WLS BF H R ER SO BB IBB HBP BLK WP HR S P ERA WHIP	IP WLS BF H R ER SO BB IBB HBP BLK WP HR S P ERA WHIP
Kevin Gross, R ERA: 3.44 (1, 1)	7.0	27	6	2	2	4	0	0	0	0	0	0	0	0	0	0	1	2	35	35	2.57	0.857	
Willie Hernandez, L ERA: 2.25 (8, 1)	0.0	0	0	0	0	0	0	0	0	0	0	0	0	0	0	0	0	0	0	0	0	0	0
Al Holland, L ERA: 2.31 (9, 1)	1.0	W 5	1	0	0	0	1	0	0	0	0	0	0	0	0	0	0	0	4	8	0.00	2.000	

AB	33
R	2
H	7
RBI	2
BB	1
SO	4
LOB	11



Batter	1	2	3	4	5	6	7	8	9	AB	R	H	RBI	BB	SO	LOB	BOTTOM						
Bob Dernier, R OBP: 0.305, SLG: 0.306 (1, 8)	6-3		1-3			6-3		K		3	0	0	0	0	0	0	Chicago Cubs @ Philadelphia Phillies Veterans Stadium, Philadelphia, PA Fri Jul 29 1983, 7:05 PM EDT Att: 32,445 - Unknown						
Tony Perez, R OBP: 0.324, SLG: 0.397 (8, 1)										1	0	0	0	0	1	2							
Al Holland, R (9, 1)										0	0	0	0	0	0	0							
Pete Rose, S OBP: 0.332, SLG: 0.313 (1, 3)	5-3		4-3			L8		SF8		3	0	0	1	0	0	0							
Joe Morgan, L OBP: 0.352, SLG: 0.322 (1, 4)	F5		P4			BB		F8		3	0	0	0	1	0	1							
Mike Schmidt, R OBP: 0.393, SLG: 0.516 (1, 5)		K		F5		F7			SH1-4 1B	4	1	1	0	0	1	1							
Joe Lefebvre, L OBP: 0.393, SLG: 0.586 (1, 7)		1B 2B		L6		K			SH1-4	3	1	1	0	0	1	0							
Von Hayes, L OBP: 0.323, SLG: 0.379 (1, 9)										3	0	0	0	0	0	1							
Garry Maddox, R OBP: 0.307, SLG: 0.374 (9, 8)	F7			3-1		4-3			1B IBB	0	0	0	0	1	0	0							
Bo Diaz, R OBP: 0.305, SLG: 0.373 (1, 2)		1B BB				K				3	0	1	1	1	2	0							
Ivan De Jesus, R OBP: 0.317, SLG: 0.304 (1, 6)						6-3				3	1	2	1	0	0	0							
Kevin Gross, R OBP: 0.077, SLG: 0.077 (1, 1)										2	0	0	0	0	1	2							
Willie Hernandez, L OBP: 0.159, SLG: 0.056 (8, 1)										0	0	0	0	0	0	0							
Greg Gross, L OBP: 0.418, SLG: 0.371 (8, 9)										0	0	0	0	0	0	0							
Inning Stats	R: 0 E: 0 K: 0 S: 3	H: 0 LOB: 0 BB: 0 P: 3	R: 1 E: 0 K: 2 S: 9	H: 2 LOB: 2 BB: 1 P: 13	R: 0 E: 0 K: 0 S: 3	H: 0 LOB: 0 BB: 0 P: 3	R: 0 E: 0 K: 0 S: 3	H: 0 LOB: 0 BB: 0 P: 3	R: 0 E: 0 K: 1 S: 5	H: 0 LOB: 0 BB: 0 P: 5	R: 0 E: 0 K: 0 S: 3	H: 0 LOB: 1 BB: 1 P: 7	R: 0 E: 0 K: 2 S: 7	H: 0 LOB: 0 BB: 0 P: 7	R: 1 E: 1 K: 1 S: 7	H: 1 LOB: 1 BB: 0 P: 7	R: 1 E: 0 K: 0 S: 3	H: 2 LOB: 2 BB: 1 P: 7	1B: 3 2B: 2 3B: 0 HR: 0	SF: 1 SAC: 2 DP: 0 HBP: 0	WP: 0 PB: 0 SB: 1 CS: 0	PA: 34	
PITCHER	IP WLS BF H R ER SO BB IBB HBP BLK WP HR S P ERA WHIP	IP WLS BF H R ER SO BB IBB HBP BLK WP HR S P ERA WHIP	IP WLS BF H R ER SO BB IBB HBP BLK WP HR S P ERA WHIP	IP WLS BF H R ER SO BB IBB HBP BLK WP HR S P ERA WHIP	IP WLS BF H R ER SO BB IBB HBP BLK WP HR S P ERA WHIP	IP WLS BF H R ER SO BB IBB HBP BLK WP HR S P ERA WHIP	IP WLS BF H R ER SO BB IBB HBP BLK WP HR S P ERA WHIP	IP WLS BF H R ER SO BB IBB HBP BLK WP HR S P ERA WHIP	IP WLS BF H R ER SO BB IBB HBP BLK WP HR S P ERA WHIP	IP WLS BF H R ER SO BB IBB HBP BLK WP HR S P ERA WHIP	IP WLS BF H R ER SO BB IBB HBP BLK WP HR S P ERA WHIP	IP WLS BF H R ER SO BB IBB HBP BLK WP HR S P ERA WHIP	IP WLS BF H R ER SO BB IBB HBP BLK WP HR S P ERA WHIP	IP WLS BF H R ER SO BB IBB HBP BLK WP HR S P ERA WHIP	IP WLS BF H R ER SO BB IBB HBP BLK WP HR S P ERA WHIP	IP WLS BF H R ER SO BB IBB HBP BLK WP HR S P ERA WHIP	IP WLS BF H R ER SO BB IBB HBP BLK WP HR S P ERA WHIP	IP WLS BF H R ER SO BB IBB HBP BLK WP HR S P ERA WHIP	IP WLS BF H R ER SO BB IBB HBP BLK WP HR S P ERA WHIP	IP WLS BF H R ER SO BB IBB HBP BLK WP HR S P ERA WHIP	IP WLS BF H R ER SO BB IBB HBP BLK WP HR S P ERA WHIP	IP WLS BF H R ER SO BB IBB HBP BLK WP HR S P ERA WHIP	IP WLS BF H R ER SO BB IBB HBP BLK WP HR S P ERA WHIP
Dickie Noles, R ERA: 4.45 (1, 1)	7.0	26	3	2	1	5	2	0	0	0	0	0	0	0	0	0	1	29	42	1.29	0.714		
Craig Lefferts, L ERA: 3.1 (8, 1)	0.0	1	0	0	0	0	0	0	0	0	0	0	0	0	0	0	0	0	1	1	0	0	
Lee Smith, R ERA: 1.27 (8, 1)	1.1	L 7	2	1	1	1	0	1	0	0	0	0	0	8	12	6.75	1.500						

AB	28
R	3
H	5
RBI	3
BB	3
SO	6
LOB	7



Batter	1	2	3	4	5	6	7	8	9	AB	R	H	RBI	BB	SO	LOB	TOP					
Mel Hall, L OBP: 0.343, SLG: 0.412 (1,8)										4	0	1	0	0	1	1	Chicago Cubs @ Philadelphia Phillies Veterans Stadium, Philadelphia, PA Sat Jul 30 1983, 7:05 PM EDT Att: 44,332 - Unknown					
23 Ryne Sandberg, R OBP: 0.321, SLG: 0.386 (1,4)										4	0	2	1	0	0	1						
Bill Buckner, L OBP: 0.301, SLG: 0.452 (1,3)										4	0	1	0	0	0	2						
Ron Cey, R OBP: 0.337, SLG: 0.458 (1,5)										3	2	2	2	1	0	2						
Keith Moreland, R OBP: 0.352, SLG: 0.463 (1,9)										4	0	0	0	0	1	1						
Joe Carter, R (1,7)										4	0	0	0	0	3	0						
Steve Lake, R OBP: 0.323, SLG: 0.433 (6, PH)										3	0	0	0	0	0	0						
Jody Davis, R OBP: 0.306, SLG: 0.497 (8, PH)										1	0	0	0	0	0	0						
Tom Veryzer, R OBP: 0.156, SLG: 0.228 (1,6)										3	1	0	0	0	1	0						
Steve Trout, L OBP: 0.244, SLG: 0.244 (1,1)										1	0	0	0	0	0	0						
Mike Proly, R OBP: 0.167, SLG: 0.091 (6,1)										0	0	0	0	0	0	0						
Warren Brusstar, R (7,1)										0	0	0	0	0	0	0						
Thad Bosley, L (8, PH)										1	0	0	0	0	0	0						
Bill Campbell, R (8,1)										0	0	0	0	0	0	0						
Inning Stats	R: 0 E: 0 K: 0 S: 4	H: 2 LOB: 1 BB: 0 P: 4	R: 0 E: 0 K: 2 S: 7	H: 0 LOB: 0 BB: 0 P: 7	R: 1 E: 1 K: 0 S: 5	H: 1 LOB: 1 BB: 0 P: 5	R: 1 E: 0 K: 0 S: 4	H: 1 LOB: 0 BB: 0 P: 4	R: 0 E: 0 K: 2 S: 7	H: 0 LOB: 0 BB: 0 P: 7	R: 0 E: 0 K: 1 S: 5	H: 0 LOB: 1 BB: 1 P: 5	R: 0 E: 0 K: 1 S: 5	H: 0 LOB: 0 BB: 0 P: 5	R: 0 E: 0 K: 0 S: 4	H: 1 LOB: 1 BB: 0 P: 4	R: 1 E: 0 K: 1 S: 6	H: 1 LOB: 0 BB: 0 P: 6	1B: 4 2B: 1 3B: 0 HR: 2	SF: 0 SAC: 1 DP: 1 HBP: 0	WP: 0 PB: 0 SB: 0 CS: 0	PA: 34
PITCHER	IP WLS BF H R ER SO BB IBB HBP BLK WP HR S P ERA WHIP																					
Charles Hudson, R (1,1) ERA: 3.19	8.0 W 31 6 3 2 5 1 0 0 0 0 2 40 44 2.25 0.875																					
Al Holland, L (9,1) ERA: 2.26	1.0 S 3 0 0 0 1 0 0 0 0 0 0 5 5 0.00 0.000																					

AB	32
R	3
H	6
RBI	3
BB	1
SO	6
LOB	7



Batter	1	2	3	4	5	6	7	8	9	AB	R	H	RBI	BB	SO	LOB	BOTTOM			
Bob Dernier, R OBP: 0.304, SLG: 0.310 (1,9)										4	0	1	0	0	1	3	Chicago Cubs @ Philadelphia Phillies Veterans Stadium, Philadelphia, PA Sat Jul 30 1983, 7:05 PM EDT Att: 44,332 - Unknown			
Gary Matthews, R OBP: 0.348, SLG: 0.373 (1,7)										4	0	1	2	0	0	1				
Pete Rose, S (8,3)										0	0	0	0	0	0	0				
Mike Schmidt, R OBP: 0.395, SLG: 0.511 (1,5)										3	0	1	0	1	0	0				
Tony Perez, R OBP: 0.317, SLG: 0.387 (1,3)										4	0	0	0	0	2	5				
Joe Lefebvre, L OBP: 0.305, SLG: 0.594 (8,7)										0	0	0	0	0	0	0				
Garry Maddox, R OBP: 0.311, SLG: 0.369 (1,8)										3	1	1	0	1	0	3				
Bo Diaz, R OBP: 0.305, SLG: 0.372 (1,2)										4	0	1	0	0	0	1				
Kiko Garcia, R OBP: 0.390, SLG: 0.500 (1,4)										3	2	1	0	1	0	0				
Ivan De Jesus, R OBP: 0.322, SLG: 0.309 (1,6)										2	1	2	2	1	0	0				
Charles Hudson, S (1,1) ERA: 2.26										3	0	1	0	0	0	2				
Al Holland, R (9,1)										0	0	0	0	0	0	0				
Inning Stats	R: 0 E: 0 K: 0 S: 3	H: 0 LOB: 0 BB: 0 P: 3	R: 0 E: 0 K: 1 S: 5	H: 2 LOB: 0 BB: 0 P: 5	R: 2 E: 0 K: 1 S: 9	H: 4 LOB: 3 BB: 1 P: 13	R: 0 E: 0 K: 0 S: 3	H: 0 LOB: 1 BB: 1 P: 7	R: 0 E: 0 K: 1 S: 5	H: 0 LOB: 0 BB: 0 P: 5	R: 2 E: 0 K: 0 S: 5	H: 2 LOB: 1 BB: 1 P: 9	R: 0 E: 0 K: 0 S: 3	H: 1 LOB: 1 BB: 1 P: 7	R: 0 E: 0 K: 0 S: 3	H: 0 LOB: 0 BB: 0 P: 3	1B: 7 2B: 2 3B: 0 HR: 0	SF: 0 SAC: 0 DP: 1 HBP: 0	WP: 0 PB: 0 SB: 0 CS: 2	PA: 35
PITCHER	IP WLS BF H R ER SO BB IBB HBP BLK WP HR S P ERA WHIP																			
Steve Trout, L (1,1) ERA: 4.48	5.2 L 26 8 4 4 3 3 0 0 0 0 0 29 41 6.35 1.941																			
Mike Proly, R (6,1) ERA: 3.56	0.2 4 1 0 0 0 0 0 1 0 0 0 0 3 7 0.00 1.500																			
Warren Brusstar, R (7,1) ERA: 2.21	0.2 1 0 0 0 0 0 0 0 0 0 0 0 1 1 0.00 0.000																			
Bill Campbell, R (8,1) ERA: 2.96	1.0 3 0 0 0 0 0 0 0 0 0 0 0 3 3 0.00 0.000																			

AB	30
R	4
H	9
RBI	4
BB	4
SO	3
LOB	15



Batter	1	2	3	4	5	6	7	8	9	AB	R	H	RBI	BB	SO	LOB	TOP		
Mel Hall, L OBP: 0.342, SLG: 0.406 Jerry Morales, R OBP: 0.228, SLG: 0.260	F7	4-3			5-3			23 1B BB	F6	3	1	0	0	1	0	1			
23 Ryne Sandberg, R OBP: 0.323, SLG: 0.387	1B		6-3		F7			1B		4	0	2	0	0	0	0			
Bill Buckner, L OBP: 0.303, SLG: 0.452	F8		2B 1B		1-3			1B		4	0	2	1	0	0	1			
Ron Cey, R OBP: 0.338, SLG: 0.459	FC6-4 1B		K		5-3 1B			P4		4	0	2	0	0	1	2			
Keith Moreland, R OBP: 0.351, SLG: 0.463	FC6-4		2B		5-3			K		4	0	1	0	0	1	4			
Jody Davis, R OBP: 0.303, SLG: 0.490		6-3		K		6-3			6-3	4	0	0	0	0	1	1			
Joe Carter, R OBP: 0.312, SLG: 0.340	F7		F9		F9			F9		4	0	0	0	0	0	0			
Larry Bowa, S OBP: 0.312, SLG: 0.340		2B 1B	4-3		3-1			BB		3	1	1	0	1	0	0			
Dick Ruthven, R OBP: 0.206, SLG: 0.231 Mike Proby, R OBP: 0.187, SLG: 0.091 Thad Soley, L OBP: 0.175, SLG: 0.125 Craig Lefferts, L OBP: 0.313, SLG: 0.350 Gary Woods, R OBP: 0.278, SLG: 0.320 Warren Brusstar, R OBP: 0.278, SLG: 0.320 Jay Johnstone, L OBP: 0.278, SLG: 0.320	1-H 2B				K			6-3		1	0	1	1	0	0	0			
Inning Stats	R: 0 E: 0 K: 0 S: 5	H: 2 LOB: 2 BB: 0 P: 5	R: 1 E: 0 K: 0 S: 5	H: 2 LOB: 1 BB: 0 P: 5	R: 0 E: 0 K: 1 S: 6	H: 2 LOB: 2 BB: 0 P: 6	R: 0 E: 0 K: 1 S: 5	H: 0 LOB: 0 BB: 0 P: 5	R: 0 E: 0 K: 1 S: 4	H: 1 LOB: 1 BB: 0 P: 4	R: 0 E: 0 K: 0 S: 3	H: 0 LOB: 0 BB: 0 P: 3	R: 1 E: 0 K: 1 S: 6	H: 2 LOB: 1 BB: 1 P: 10	R: 0 E: 0 K: 0 S: 3	H: 0 LOB: 2 BB: 2 P: 11	1B: 7 2B: 2 3B: 0 HR: 0	SF: 0 SAC: 0 DP: 0 HBP: 0	WP: 0 PA: 37 PB: 0 SB: 0 CS: 0
PITCHER	IP WLS BF H R ER SO BB IBB HBP BLK WP HR S P ERA WHIP																		
John Denny, R ERA: 2.41	7.0 W 29 8 2 2 3 1 0 0 0 0 0 0 34 38 2.57 1.286																		
Ron Reed, R ERA: 3.23	8.1 1.2 7 1 0 0 1 2 0 0 0 0 0 0 7 15 0.00 1.800																		
Willie Hernandez, L ERA: 2.34	9.1 0.0 S 0 0 0 0 0 0 0 0 0 0 0 0 0 0 0 *																		

Chicago Cubs @ Philadelphia Phillies
Veterans Stadium, Philadelphia, PA
Sun Jul 31 1983, 3:33 AM EDT
Att: 36,011 - Unknown

AB 34
R 2
H 9
RBI 2
BB 3
SO 4
LOB 11



Batter	1	2	3	4	5	6	7	8	9	AB	R	H	RBI	BB	SO	LOB	BOTTOM		
Bob Dernier, R OBP: 0.297, SLG: 0.303	F7		FC5-4	5-3			F8			4	0	0	0	0	0	3			
Pete Rose, S OBP: 0.332, SLG: 0.314	1-3		2-3	1B SF7 1B	K		K			4	1	1	0	0	2	0			
Joe Morgan, L OBP: 0.352, SLG: 0.317	F2			3B 1B	F9		K			4	1	1	0	0	1	0			
Mike Schmidt, R OBP: 0.393, SLG: 0.508		L6		SF7	E BB		L5			2	0	0	1	1	0	0			
Joe Lefebvre, L OBP: 0.398, SLG: 0.619	F7			3-H E 3B	K		FC6-4 2B			4	1	2	1	0	1	1			
Von Hayes, L OBP: 0.330, SLG: 0.378	F7			E SH1-4 IBB			3-1			2	1	0	0	2	0	0			
Bo Diaz, R OBP: 0.304, SLG: 0.380			6-3	E6 SH1-4 1-3 3-H	HR		FC6-4			4	1	1	2	0	0	3			
Kiko Garcia, R OBP: 0.395, SLG: 0.493			FC5-4 SH3 1B	SH1-4 IBB			K			3	0	1	0	1	1	2			
John Denny, R OBP: 0.154, SLG: 0.137 Ron Reed, R ERA: 3.53 Willie Hernandez, L OBP: 0.558, SLG: 0.558	SH3			SH1-4			5-3			1	0	0	1	0	0	0			
Inning Stats	R: 0 E: 0 K: 0 S: 3	H: 0 LOB: 0 BB: 0 P: 3	R: 0 E: 0 K: 0 S: 3	H: 0 LOB: 0 BB: 0 P: 3	R: 0 E: 0 K: 0 S: 4	H: 1 LOB: 1 BB: 0 P: 4	R: 4 E: 1 K: 0 S: 7	H: 3 LOB: 2 BB: 2 P: 15	R: 0 E: 1 K: 2 S: 7	H: 0 LOB: 1 BB: 1 P: 11	R: 1 E: 0 K: 1 S: 6	H: 1 LOB: 0 BB: 0 P: 6	R: 0 E: 0 K: 2 S: 7	H: 0 LOB: 0 BB: 0 P: 7	R: 0 E: 0 K: 0 S: 4	H: 1 LOB: 2 BB: 1 P: 8	1B: 3 2B: 1 3B: 1 HR: 1	SF: 1 SAC: 2 DP: 0 HBP: 0	WP: 0 PA: 35 PB: 0 SB: 0 CS: 0
PITCHER	IP WLS BF H R ER SO BB IBB HBP BLK WP HR S P ERA WHIP																		
Dick Ruthven, R ERA: 4.53	3.1 L 16 4 4 3 0 0 0 1 0 0 0 0 0 2 6 0.00 0.000																		
Mike Proby, R ERA: 3.53	4.1 0.2 3 0 0 0 0 0 0 0 0 0 0 2 6 0.00 0.000																		
Craig Lefferts, L ERA: 2.98	5.1 2.0 8 1 1 0 3 1 0 0 0 0 0 1 13 17 0.00 1.000																		
Warren Brusstar, R ERA: 2.13	7.1 2.0 8 1 0 0 2 1 0 0 0 0 0 0 11 15 0.00 1.000																		

Chicago Cubs @ Philadelphia Phillies
Veterans Stadium, Philadelphia, PA
Sun Jul 31 1983, 3:33 AM EDT
Att: 36,011 - Unknown

AB 28
R 5
H 6
RBI 5
BB 4
SO 5
LOB 9



Batter	1	2	3	4	5	6	7	8	9	AB	R	H	RBI	BB	SO	LOB	TOP			
23 Ryne Sandberg, R OBP: 0.320, SLG: 0.383	L4		5-3			K		K		4	0	0	0	0	2	0	Chicago Cubs @ Philadelphia Phillies Veterans Stadium, Philadelphia, PA Mon Aug 01 1983, 7:05 PM EDT Att: 27,739 - Unknown			
Gary Woods, R OBP: 0.312, SLG: 0.354	WP 2B		K			K		P4		4	0	1	0	0	2	0				
Bill Buckner, L OBP: 0.300, SLG: 0.448	5-3		K			3-1		4-3		4	0	0	0	0	1	1				
Ron Cey, R OBP: 0.335, SLG: 0.454	K 2-3				F8					4	0	0	0	0	1	1				
Keith Moreland, R OBP: 0.352, SLG: 0.462 Thad Bosley, L (9, PR)		F8			F8					3	0	1	0	1	0	0				
Jody Davis, R OBP: 0.305, SLG: 0.489		F9 BLK 1B BB			1B 1B					3	1	1	0	1	2	2				
Larry Bowa, S OBP: 0.312, SLG: 0.339		F9 1-3			1B					4	0	1	0	0	0	2				
Joe Carter, R OBP: 0.091, SLG: 0.091					K					3	0	1	1	0	2	2				
Fergie Jenkins, R OBP: 0.256, SLG: 0.286 Craig Lefferts, L OBP: 0.176, SLG: 0.125 Tom Verzyer, R OBP: 0.155, SLG: 0.224 Bill Campbell, R (7, 1)		K 3-H 0-3			6-3			K		2	0	0	0	0	1	1				
										0	0	0	0	0	0	0				
										1	0	0	0	0	1	0				
										0	0	0	0	0	0	0				
Inning Stats	R: 0 E: 0 K: 1 S: 6	H: 1 LOB: 1 BB: 0 P: 6	R: 1 E: 0 K: 1 S: 6	H: 1 LOB: 1 BB: 1 P: 10	R: 0 E: 0 K: 2 S: 7	H: 0 LOB: 0 BB: 0 P: 7	R: 0 E: 0 K: 1 S: 7	H: 2 LOB: 2 BB: 0 P: 7	R: 0 E: 0 K: 1 S: 5	H: 0 LOB: 0 BB: 1 P: 9	R: 0 E: 0 K: 2 S: 10	H: 3 LOB: 2 BB: 0 P: 10	R: 0 E: 0 K: 0 S: 3	H: 1 LOB: 1 BB: 0 P: 3	R: 0 E: 0 K: 1 S: 3	H: 1 LOB: 0 BB: 0 P: 3	1B: 4 2B: 1 3B: 0 HR: 0	SF: 0 SAC: 0 DP: 0 HBP: 0	WP: 1 PB: 0 SB: 0 CS: 0	PA: 34
PITCHER Steve Carlton, L ERA: 3.23	IP: 9.0 WLS: W BF: 34 H: 5 R: 1 ER: 1 SO: 12 BB: 2 IBB: 0 HBP: 0 BLK: 1 WP: 1 HR: 0 S: 56 P: 64 ERA: 1.00 WHIP: 0.778																			

AB	32
R	1
H	5
RBI	1
BB	2
SO	12
LOB	9



Batter	1	2	3	4	5	6	7	8	9	AB	R	H	RBI	BB	SO	LOB	BOTTOM			
Greg Gross, L OBP: 0.437, SLG: 0.402	FC3 SF8 2B		CS 1B			F8	WP 1B			4	1	3	1	0	0	0	Chicago Cubs @ Philadelphia Phillies Veterans Stadium, Philadelphia, PA Mon Aug 01 1983, 7:05 PM EDT Att: 27,739 - Unknown			
Pete Rose, S OBP: 0.333, SLG: 0.316	FC3 2-3		F8 1-2			1B 1B	3-H WP 1B			4	0	2	0	0	0	2				
Joe Morgan, L OBP: 0.354, SLG: 0.320	P6				S 1B	BB 1B	1-3 K 1-2 2-3			4	0	2	0	0	1	4				
Mike Schmidt, R OBP: 0.392, SLG: 0.505	SF8 3-H				F2			F7		2	0	0	1	1	0	1				
Joe Lefebvre, L OBP: 0.393, SLG: 0.606	F9				K			P6		4	0	1	0	0	1	5				
Von Hayes, L OBP: 0.325, SLG: 0.373 Bob Dernier, R OBP: 0.297, SLG: 0.303		P6			F8					4	0	0	0	0	1	5				
								G3-6-3 1B 1-2		0	0	0	0	0	0	0				
Bo Diaz, R OBP: 0.304, SLG: 0.383		5-3			6-3					3	1	1	0	0	0	0				
Ivan De Jesus, R OBP: 0.321, SLG: 0.307		6-3			1-3			SH3-4 1B 2B		2	0	0	0	0	0	0				
Steve Carlton, L OBP: 0.191, SLG: 0.239					F7					3	0	0	0	0	1	1				
Inning Stats	R: 1 E: 0 K: 0 S: 5	H: 1 LOB: 1 BB: 0 P: 5	R: 0 E: 0 K: 0 S: 3	H: 0 LOB: 0 BB: 0 P: 3	R: 0 E: 0 K: 1 S: 6	H: 1 LOB: 1 BB: 0 P: 6	R: 0 E: 0 K: 1 S: 7	H: 2 LOB: 3 BB: 1 P: 11	R: 1 E: 0 K: 2 S: 10	H: 3 LOB: 2 BB: 0 P: 10	R: 0 E: 0 K: 0 S: 3	H: 1 LOB: 0 BB: 0 P: 3	R: 0 E: 0 K: 1 S: 3	H: 1 LOB: 0 BB: 0 P: 3	R: 0 E: 0 K: 1 S: 3	H: 1 LOB: 0 BB: 0 P: 3	1B: 7 2B: 2 3B: 0 HR: 0	SF: 1 SAC: 1 DP: 1 HBP: 0	WP: 1 PB: 0 SB: 1 CS: 1	PA: 33
PITCHER Fergie Jenkins, R ERA: 4.31 Craig Lefferts, L ERA: 2.95 Bill Campbell, R ERA: 3.0	IP: 5.1 WLS: L BF: 22 H: 5 R: 0 ER: 0 SO: 1 BB: 0 IBB: 0 HBP: 0 BLK: 0 WP: 0 HR: 0 S: 23 P: 27 ERA: 1.69 WHIP: 1.125																			

AB	30
R	2
H	9
RBI	2
BB	1
SO	4
LOB	18



Batter	1	2	3	4	5	6	7	8	9	AB	R	H	RBI	BB	SO	LOB	TOP
Bob Dernier, R OBP: 0.290, SLG: 0.295 (1, 9)										5	0	0	0	0	1	2	Philadelphia Phillies @ Pittsburgh Pirates Three Rivers Stadium, Pittsburgh, PA Tue Aug 02 1983, 7:05 PM EDT Att: 25,130 - Unknown
Pete Rose, S OBP: 0.332, SLG: 0.314 (1, 3)										5	0	1	0	0	2	0	
Joe Morgan, L OBP: 0.357, SLG: 0.320 (1, 4)										3	1	1	0	1	0	0	
Mike Schmidt, R OBP: 0.390, SLG: 0.507 (1, 5)										4	0	1	1	0	2	3	
Gary Matthews, R OBP: 0.352, SLG: 0.386 (1, 7)										3	2	2	1	1	0	1	
Gary Maddox, R OBP: 0.315, SLG: 0.372 (1, 8)										4	0	2	0	0	0	4	
Bo Diaz, R OBP: 0.304, SLG: 0.381 (1, 2)										4	0	1	0	0	1	2	
Ivan De Jesus, R OBP: 0.321, SLG: 0.307 (8, PH)										3	0	1	1	0	1	1	
Joe Lefebvre, L OBP: 0.390, SLG: 0.600 (8, 6)										1	0	0	0	0	0	1	
Kiko Garcia, R OBP: 0.395, SLG: 0.493 (8, 6)										0	0	0	0	0	0	0	
Kevin Gross, R OBP: 0.067, SLG: 0.067 (5, PH)										2	0	0	0	0	0	1	
Tony Perez, R OBP: 0.316, SLG: 0.386 (5, PH)										1	0	0	0	0	1	2	
Tug McGraw, L OBP: 0.333, SLG: 0.333 (5, PH)										0	0	0	0	0	0	0	
Greg Gross, S OBP: 0.143, SLG: 0.098 (8, PH)										1	0	0	0	0	0	1	
Larry Andersen, R OBP: 0.096, SLG: 0.096 (8, PH)										0	0	0	0	0	0	0	
Willie Hernandez, L OBP: 0.096, SLG: 0.096 (8, PH)										0	0	0	0	0	0	0	
Inning Stats	R: 1 E: 0 K: 1 S: 7	H: 2 LOB: 1 BB: 0 P: 7	R: 0 E: 0 K: 1 S: 6	H: 1 LOB: 3 BB: 0 P: 6	R: 0 E: 0 K: 0 S: 4	H: 0 LOB: 1 BB: 0 P: 3	R: 0 E: 0 K: 2 S: 10	H: 3 LOB: 2 BB: 0 P: 10	R: 0 E: 0 K: 1 S: 5	H: 0 LOB: 0 BB: 0 P: 5	R: 1 E: 0 K: 1 S: 7	H: 2 LOB: 1 BB: 0 P: 7	R: 0 E: 0 K: 0 S: 3	H: 0 LOB: 0 BB: 0 P: 3	1B: 7 2B: 0 3B: 1 HR: 1	SF: 0 SAC: 0 DP: 0 HBP: 1	WP: 0 PA: 39 PB: 0 SB: 0 CS: 0
PITCHER	IP WLS BF H R ER SO BB IBB HBP BLK WP HR S P ERA WHIP																
Larry McWilliams, L ERA: 3.02 (1, 1)	7.0 W 33 9 3 3 7 2 0 0 1 0 0 1 44 53 3.86 1.571																
Cecilio Guante, R ERA: 2.29 (8, 1)	2.0 6 0 0 0 1 0 0 0 0 0 0 0 8 8 0.00 0.000																

Batter	1	2	3	4	5	6	7	8	9	AB	R	H	RBI	BB	SO	LOB	BOTTOM			
Marvell Wynne, L OBP: 0.344, SLG: 0.406 (1, 8)										4	2	2	0	1	1	0	Philadelphia Phillies @ Pittsburgh Pirates Three Rivers Stadium, Pittsburgh, PA Tue Aug 02 1983, 7:05 PM EDT Att: 25,130 - Unknown			
Johnny Ray, S OBP: 0.335, SLG: 0.426 (1, 4)										5	1	5	3	0	0	0				
Bill Madlock, R OBP: 0.386, SLG: 0.460 (1, 5)										4	1	1	0	1	1	4				
Jason Thompson, L OBP: 0.394, SLG: 0.444 (1, 3)										5	0	1	0	0	3	7				
Dave Parker, L OBP: 0.301, SLG: 0.400 (1, 9)										5	1	1	3	0	0	3				
Mike Easter, L OBP: 0.363, SLG: 0.452 (1, 7)										4	1	0	1	1	1	1				
Tony Peña, R OBP: 0.330, SLG: 0.406 (1, 2)										4	2	3	1	0	0	0				
Dale Berra, R OBP: 0.321, SLG: 0.367 (1, 6)										4	0	2	1	0	0	2				
Larry McWilliams, L OBP: 0.155, SLG: 0.158 (1, 1)										3	2	1	1	0	0	2				
Cecilio Guante, R OBP: 0.231, SLG: 0.167 (8, 1)										1	0	0	0	0	1	0				
Inning Stats	R: 0 E: 0 K: 1 S: 7	H: 2 LOB: 2 BB: 0 P: 7	R: 4 E: 0 K: 2 S: 11	H: 4 LOB: 1 BB: 1 P: 15	R: 1 E: 0 K: 0 S: 5	H: 2 LOB: 1 BB: 0 P: 5	R: 0 E: 0 K: 1 S: 6	H: 1 LOB: 1 BB: 0 P: 6	R: 0 E: 0 K: 1 S: 5	H: 0 LOB: 0 BB: 0 P: 5	R: 1 E: 0 K: 0 S: 4	H: 2 LOB: 1 BB: 1 P: 8	R: 1 E: 0 K: 0 S: 5	H: 2 LOB: 1 BB: 0 P: 5	R: 3 E: 0 K: 2 S: 10	H: 3 LOB: 1 BB: 1 P: 14		1B: 11 2B: 2 3B: 3 HR: 0	SF: 0 SAC: 0 DP: 1 HBP: 0	WP: 0 PA: 42 PB: 0 SB: 3 CS: 0
PITCHER	IP WLS BF H R ER SO BB IBB HBP BLK WP HR S P ERA WHIP																			
Kevin Gross, R ERA: 4.1 (1, 1)	5.0 L 25 4 2 2 0 1 0 0 0 0 0 0 0 9 13 9.00 2.500																			
Tug McGraw, L ERA: 2.97 (6, 1)	2.0 10 4 2 2 0 1 0 0 0 0 0 0 0 5 9 81.00 6.000																			
Larry Andersen, R ERA: 12.0 (8, 1)	0.1 4 2 3 3 1 0 1 0 0 0 0 0 0 5 9 0.00 1.500																			
Willie Hernandez, L ERA: 2.31 (8, 1)	0.2 3 1 0 0 1 0 0 0 0 0 0 0 0 5 5 0.00 1.500																			

Batter	1	2	3	4	5	6	7	8	9	AB	R	H	RBI	BB	SO	LOB	TOP								
Greg Gross, L (1,7) OBP: 0.424, SLG: 0.388										4	0	1	0	0	0	2	Philadelphia Phillies @ Pittsburgh Pirates Three Rivers Stadium, Pittsburgh, PA Thu Aug 04 1983, 7:05 PM EDT Att: 20,574 - Unknown								
Pete Rose, S (1,3) OBP: 0.330, SLG: 0.311										3	1	0	0	1	0	2									
Joe Morgan, L (1,4) OBP: 0.354, SLG: 0.329										4	1	1	3	0	0	1									
Mike Schmidt, R (1,5) OBP: 0.388, SLG: 0.500										4	0	1	0	0	2	0									
Joe Lefebvre, L (1,9) OBP: 0.398, SLG: 0.635										4	1	3	1	0	0	0									
Von Hayes, L (1,8) OBP: 0.327, SLG: 0.371 Bob Dernier, R (9,8) OBP: 0.291, SLG: 0.296										3	0	1	0	1	0	2									
Ozzie Virgil, R (1,2) Al Holland, R (7,1)										3	1	1	1	0	1	2									
Ivan De Jesus, R (1,6) OBP: 0.328, SLG: 0.313										4	0	1	0	0	2	1									
Charles Hudson, S (1,1) OBP: 0.212, SLG: 0.133 Bo Diaz, R (7,2) OBP: 0.299, SLG: 0.375										2	0	0	0	0	0	1									
Inning Stats	R: 0 E: 0 K: 0 S: 3	H: 1 LOB: 0 BB: 0 P: 3	R: 1 E: 0 K: 2 S: 8	H: 2 LOB: 0 BB: 0 P: 8	R: 0 E: 0 K: 0 S: 4	H: 1 LOB: 1 BB: 0 P: 4	R: 0 E: 0 K: 0 S: 4	H: 1 LOB: 1 BB: 0 P: 4	R: 1 E: 0 K: 1 S: 6	H: 1 LOB: 0 BB: 0 P: 6	R: 0 E: 0 K: 0 S: 3	H: 1 LOB: 0 BB: 0 P: 3	R: 0 E: 0 K: 0 S: 3	H: 1 LOB: 0 BB: 0 P: 3	R: 3 E: 1 K: 1 S: 7	H: 1 LOB: 0 BB: 1 P: 11		R: 0 E: 0 K: 1 S: 5	H: 0 LOB: 1 BB: 1 P: 9	1B: 5 2B: 2 3B: 0 HR: 3	SF: 0 SAC: 1 DP: 2 HBP: 0	WP: 0 PB: 0 SB: 0 CS: 1	PA: 35		
PITCHER	IP	WLS	BF	H	R	ER	SO	BB	IBB	HBP	BLK	WP	HR	S	P	ERA	WHIP								
Rick Rhoden, R (1,1) ERA: 3.43	7.0	L	25	8	2	2	3	0	0	0	1	0	2	31	31	2.57	1.143								
Cecilio Guante, R (8,1) ERA: 2.25	1.0		6	1	3	0	1	1	0	0	0	0	1	7	11	0.00	2.000								
Rod Scurry, L (9,1) ERA: 5.08	1.0		4	0	0	0	1	1	0	0	0	0	0	5	9	0.00	1.000								

Batter	1	2	3	4	5	6	7	8	9	AB	R	H	RBI	BB	SO	LOB	BOTTOM								
Marvell Wynne, L (1,8) OBP: 0.345, SLG: 0.421										4	0	1	0	0	1	2	Philadelphia Phillies @ Pittsburgh Pirates Three Rivers Stadium, Pittsburgh, PA Thu Aug 04 1983, 7:05 PM EDT Att: 20,574 - Unknown								
Johnny Ray, S (1,4) OBP: 0.336, SLG: 0.421										4	0	0	0	0	0	3									
Bill Madlock, R (1,5) OBP: 0.388, SLG: 0.465										4	1	2	0	0	0	1									
Jason Thompson, L (1,3) OBP: 0.391, SLG: 0.438										4	0	1	0	0	2	3									
Dave Parker, L (1,9) OBP: 0.300, SLG: 0.396 Rod Scurry, L (9,1)										4	0	1	0	0	0	1									
Mike Easter, L (1,7) OBP: 0.396, SLG: 0.455 Brian Harper, R (9, PH) OBP: 0.194, SLG: 0.458										3	0	2	1	0	1	1									
Tony Peña, R (1,2) OBP: 0.333, SLG: 0.498										4	0	1	0	0	0	2									
Dale Berra, R (1,6) OBP: 0.319, SLG: 0.365										4	0	1	0	0	0	2									
Rick Rhoden, R (1,1) OBP: 0.133, SLG: 0.150 Lee Mazzilli, S (7, PH) OBP: 0.391, SLG: 0.368 Cecilio Guante, R (8,1) OBP: 0.231, SLG: 0.167 Lee Lacy, R (9,9) OBP: 0.342, SLG: 0.425										2	0	0	0	0	0	0									
Inning Stats	R: 0 E: 0 K: 0 S: 4	H: 1 LOB: 1 BB: 0 P: 4	R: 0 E: 0 K: 1 S: 6	H: 2 LOB: 1 BB: 0 P: 6	R: 0 E: 1 K: 1 S: 7	H: 1 LOB: 2 BB: 0 P: 7	R: 0 E: 0 K: 0 S: 4	H: 1 LOB: 1 BB: 0 P: 4	R: 0 E: 0 K: 0 S: 3	H: 0 LOB: 0 BB: 0 P: 3	R: 1 E: 0 K: 0 S: 5	H: 3 LOB: 1 BB: 0 P: 5	R: 0 E: 0 K: 1 S: 6	H: 1 LOB: 1 BB: 0 P: 6	R: 0 E: 0 K: 1 S: 5	H: 0 LOB: 0 BB: 0 P: 5		R: 0 E: 0 K: 0 S: 4	H: 1 LOB: 1 BB: 0 P: 4	1B: 9 2B: 2 3B: 0 HR: 0	SF: 0 SAC: 0 DP: 1 HBP: 0	WP: 0 PB: 0 SB: 2 CS: 1	PA: 36		
PITCHER	IP	WLS	BF	H	R	ER	SO	BB	IBB	HBP	BLK	WP	HR	S	P	ERA	WHIP								
Charles Hudson, R (1,1) ERA: 3.06	6.2	W	28	9	1	1	3	0	0	0	0	0	0	10	10	0.00	0.429								
Al Holland, L (7,1) ERA: 2.17	2.1	S	8	1	0	0	1	0	0	0	0	0	0	10	10	0.00	0.429								

Batter	1	2	3	4	5	6	7	8	9	10	11	AB	R	H	RBI	BB	SO	LOB	TOP																																					
Greg Gross, L OBP: 0.419, SLG: 0.386 Bob Demler, R OBP: 0.294, SLG: 0.299	K		3-1		4-3			1-3		1B		5	0	1	0	0	1	1																																						
Pete Rose, S OBP: 0.328, SLG: 0.310	2B		6-3		G3			F7		F7		5	0	1	0	0	0	2																																						
Joe Morgan, L OBP: 0.360, SLG: 0.366 Kiko Garcia, R OBP: 0.398, SLG: 0.506	2B			K		FC6-5		F7			F8	4	1	2	0	1	1	0																																						
Mike Schmidt, R OBP: 0.385, SLG: 0.489	L6			6-3		FC6-5				F9		5	0	0	0	0	0	4																																						
Joe Lefebvre, L OBP: 0.417, SLG: 0.650	G3				1B	L7-3					E	3	0	1	0	2	0	3																																						
Von Hayes, L OBP: 0.336, SLG: 0.377		6-3			BB						E	5	0	3	1	0	1	1																																						
Bo Diaz, R OBP: 0.297, SLG: 0.367		K			1B			SH1-4			E	4	0	0	0	0	3	5																																						
Ivan De Jesus, R OBP: 0.324, SLG: 0.310		K									E	5	0	0	0	0	2	4																																						
Steve Carlton, L OBP: 0.197, SLG: 0.257 Tony Perez, R OBP: 0.308, SLG: 0.376 Al Holland, R			K			4-3					K	3	0	1	0	0	1	1																																						
												1	0	0	0	0	0	0																																						
												1	0	0	0	0	1	3																																						
Inning Stats	R: 0 E: 0 K: 1 S: 7	H: 2 LOB: 2 BB: 0 P: 7	R: 0 E: 0 K: 2 S: 7	H: 0 LOB: 0 BB: 0 P: 7	R: 0 E: 0 K: 1 S: 5	H: 0 LOB: 0 BB: 0 P: 5	R: 0 E: 0 K: 2 S: 8	H: 1 LOB: 2 BB: 1 P: 12	R: 0 E: 0 K: 0 S: 4	H: 1 LOB: 1 BB: 0 P: 4	R: 0 E: 0 K: 0 S: 3	H: 0 LOB: 0 BB: 0 P: 3	R: 0 E: 0 K: 2 S: 8	H: 1 LOB: 1 BB: 0 P: 8	R: 0 E: 0 K: 0 S: 4	H: 1 LOB: 2 BB: 0 P: 4	R: 1 E: 1 K: 2 S: 10	H: 2 LOB: 3 BB: 1 P: 14	1B: 6 2B: 4 3B: 0 HR: 0	SF: 0 SAC: 1 DP: 1 HBP: 0	WP: 0 PB: 0 SB: 3 CS: 0	PA: 45																																		
PITCHER	IP WLS BF H R ER SO BB IBB HBP BLK WP HR S P ERA WHIP	<table border="1"> <thead> <tr> <th>PITCHER</th> <th>IP</th> <th>WLS</th> <th>BF</th> <th>H</th> <th>R</th> <th>ER</th> <th>SO</th> <th>BB</th> <th>IBB</th> <th>HBP</th> <th>BLK</th> <th>WP</th> <th>HR</th> <th>S</th> <th>P</th> <th>ERA</th> <th>WHIP</th> </tr> </thead> <tbody> <tr> <td>Danny Cox, R ERA: 4.22</td> <td>1.0</td> <td>L</td> <td>7</td> <td>2</td> <td>1</td> <td>1</td> <td>2</td> <td>0</td> <td>1</td> <td>0</td> <td>0</td> <td>0</td> <td>0</td> <td>10</td> <td>14</td> <td>9.00</td> <td>2.000</td> </tr> </tbody> </table>																			PITCHER	IP	WLS	BF	H	R	ER	SO	BB	IBB	HBP	BLK	WP	HR	S	P	ERA	WHIP	Danny Cox, R ERA: 4.22	1.0	L	7	2	1	1	2	0	1	0	0	0	0	10	14	9.00	2.000
PITCHER	IP	WLS	BF	H	R	ER	SO	BB	IBB	HBP	BLK	WP	HR	S	P	ERA	WHIP																																							
Danny Cox, R ERA: 4.22	1.0	L	7	2	1	1	2	0	1	0	0	0	0	10	14	9.00	2.000																																							

Philadelphia Phillies @ St. Louis Cardinals
 Busch Stadium, St. Louis, MO
 Sat Aug 06 1983, 7:05 PM CDT
 Att: 42,469 - Unknown

AB 41
 R 1
 H 9
 RBI 1
 BB 3
 SO 10
 LOB 24



Batter	1	2	3	4	5	6	7	8	9	10	11	AB	R	H	RBI	BB	SO	LOB	BOTTOM																																																							
Lonnie Smith, R OBP: 0.382, SLG: 0.439	FC5-4			5-3		K		5-3		1-3		5	0	1	0	0	1	0																																																								
David Green, R OBP: 0.336, SLG: 0.393	FC5-4			F8		E		F9		K		5	0	1	0	0	1	1																																																								
Tom Herr, S OBP: 0.403, SLG: 0.412	F3			1B		K		FC5-4		1B		5	0	2	0	0	1	2																																																								
George Hendrick, R OBP: 0.389, SLG: 0.507		K				BB		FC5-4				4	0	2	0	1	1	0																																																								
Floyd Rayford, R OBP: 0.270, SLG: 0.412		K						FC5-4		1B		4	0	0	0	1	2	4																																																								
Willie McGee, S OBP: 0.324, SLG: 0.377												4	0	2	0	0	0	3																																																								
Glenn Brummer, R OBP: 0.286, SLG: 0.322		CS		6-3		K		6-3		F2		4	0	0	0	0	1	1																																																								
Ozzie Smith, S OBP: 0.291, SLG: 0.303												3	0	0	0	1	1	0																																																								
Danny Cox, R Bill Lyons, R Bruce Sutter, R												3	0	0	0	0	1	1																																																								
												1	0	0	0	0	0	0																																																								
												0	0	0	0	0	0	0																																																								
Inning Stats	R: 0 E: 0 K: 0 S: 3	H: 1 LOB: 0 BB: 0 P: 3	R: 0 E: 0 K: 2 S: 7	H: 1 LOB: 0 BB: 0 P: 7	R: 0 E: 0 K: 0 S: 3	H: 0 LOB: 0 BB: 0 P: 3	R: 0 E: 0 K: 0 S: 5	H: 2 LOB: 3 BB: 1 P: 9	R: 0 E: 0 K: 2 S: 8	H: 1 LOB: 2 BB: 1 P: 12	R: 0 E: 0 K: 0 S: 3	H: 0 LOB: 1 BB: 0 P: 7	R: 0 E: 0 K: 1 S: 5	H: 1 LOB: 0 BB: 0 P: 5	R: 0 E: 0 K: 1 S: 5	H: 0 LOB: 0 BB: 0 P: 5	R: 0 E: 0 K: 1 S: 5	H: 0 LOB: 0 BB: 0 P: 5	1B: 8 2B: 0 3B: 0 HR: 0	SF: 0 SAC: 0 DP: 0 HBP: 0	WP: 0 PB: 0 SB: 1 CS: 2	PA: 42																																																				
PITCHER	IP WLS BF H R ER SO BB IBB HBP BLK WP HR S P ERA WHIP	<table border="1"> <thead> <tr> <th>PITCHER</th> <th>IP</th> <th>WLS</th> <th>BF</th> <th>H</th> <th>R</th> <th>ER</th> <th>SO</th> <th>BB</th> <th>IBB</th> <th>HBP</th> <th>BLK</th> <th>WP</th> <th>HR</th> <th>S</th> <th>P</th> <th>ERA</th> <th>WHIP</th> </tr> </thead> <tbody> <tr> <td>Steve Carlton, L ERA: 3.09</td> <td>9.0</td> <td></td> <td>35</td> <td>8</td> <td>0</td> <td>0</td> <td>7</td> <td>2</td> <td>1</td> <td>0</td> <td>0</td> <td>0</td> <td>0</td> <td>46</td> <td>58</td> <td>0.00</td> <td>1.111</td> </tr> <tr> <td>Al Holland, L ERA: 2.09</td> <td>2.0</td> <td>W</td> <td>6</td> <td>0</td> <td>0</td> <td>0</td> <td>2</td> <td>0</td> <td>0</td> <td>0</td> <td>0</td> <td>0</td> <td>0</td> <td>10</td> <td>10</td> <td>0.00</td> <td>0.000</td> </tr> </tbody> </table>																			PITCHER	IP	WLS	BF	H	R	ER	SO	BB	IBB	HBP	BLK	WP	HR	S	P	ERA	WHIP	Steve Carlton, L ERA: 3.09	9.0		35	8	0	0	7	2	1	0	0	0	0	46	58	0.00	1.111	Al Holland, L ERA: 2.09	2.0	W	6	0	0	0	2	0	0	0	0	0	0	10	10	0.00	0.000
PITCHER	IP	WLS	BF	H	R	ER	SO	BB	IBB	HBP	BLK	WP	HR	S	P	ERA	WHIP																																																									
Steve Carlton, L ERA: 3.09	9.0		35	8	0	0	7	2	1	0	0	0	0	46	58	0.00	1.111																																																									
Al Holland, L ERA: 2.09	2.0	W	6	0	0	0	2	0	0	0	0	0	0	10	10	0.00	0.000																																																									

Philadelphia Phillies @ St. Louis Cardinals
 Busch Stadium, St. Louis, MO
 Sat Aug 06 1983, 7:05 PM CDT
 Att: 42,469 - Unknown

AB 38
 R 0
 H 8
 RBI 0
 BB 3
 SO 9
 LOB 12



Batter	1	2	3	4	5	6	7	8	9	AB	R	H	RBI	BB	SO	LOB	TOP								
Greg Gross, L (1,7) OBP: 0.414, SLG: 0.376 Bob Demier, R (8,8) OBP: 0.293, SLG: 0.298										3	1	0	0	1	1	3	Philadelphia Phillies @ St. Louis Cardinals Busch Stadium, St. Louis, MO Sun Aug 07 1983, 3:33 AM CDT Att: 46,373 - Unknown								
Pete Ross, S (1,3) OBP: 0.329, SLG: 0.309										4	2	1	0	1	0	1									
Joe Morgan, L (1,4) OBP: 0.359, SLG: 0.364 Kiko Garcia, R (8,4) OBP: 0.393, SLG: 0.500										4	0	1	1	0	0	1									
Mike Schmidt, R (1,5) OBP: 0.386, SLG: 0.496										3	1	1	3	1	0	1									
Joe Lefebvre, L (1,9) OBP: 0.420, SLG: 0.643										3	1	1	0	1	0	1									
Von Hayes, L (1,8) OBP: 0.341, SLG: 0.384										3	0	2	0	1	0	0									
Ozzie Virgil, R (1,2) OBP: 0.245, SLG: 0.365										4	0	0	0	0	2	5									
Ivan De Jesus, R (1,6) OBP: 0.323, SLG: 0.310										4	0	1	1	0	1	0									
Marty Bystrom, R (1,1) OBP: 0.241, SLG: 0.192 Tony Perez, R (7, PH) OBP: 0.311, SLG: 0.379 Ron Reed, R (7,1) OBP: 0.200, SLG: 0.200										2	0	0	0	0	2	0									
Inning Stats	R: 2 E: 1 K: 0 S: 4	H: 1 LOB: 0 BB: 1 P: 8	R: 0 E: 0 K: 1 S: 5	H: 0 LOB: 0 BB: 0 P: 5	R: 0 E: 0 K: 1 S: 5	H: 0 LOB: 0 BB: 0 P: 5	R: 0 E: 1 K: 1 S: 6	H: 1 LOB: 2 BB: 1 P: 10	R: 0 E: 0 K: 2 S: 7	H: 0 LOB: 0 BB: 0 P: 7	R: 0 E: 0 K: 0 S: 2	H: 0 LOB: 0 BB: 1 P: 6	R: 1 E: 0 K: 1 S: 7	H: 3 LOB: 2 BB: 1 P: 11	R: 0 E: 0 K: 0 S: 6	H: 3 LOB: 1 BB: 0 P: 6		R: 0 E: 0 K: 1 S: 6	H: 1 LOB: 2 BB: 1 P: 10	1B: 7 2B: 2 3B: 0 HR: 1	SF: 0 SAC: 0 DP: 2 HBP: 0	WP: 0 PB: 0 SB: 0 CS: 1	PA: 40		
PITCHER	IP	WLS	BF	H	R	ER	SO	BB	IBB	HBP	BLK	WP	HR	S	P	ERA	WHIP								
Neil Allen, R (1,1) ERA: 3.79	7.1	L	31	7	5	4	6	3	1	0	0	0	1	39	55	4.91	1.364								
Dave Rucker, L (8,1) ERA: 8.59	0.1		2	1	0	0	0	0	0	0	0	0	0	2	2	0.00	3.000								
Jeff Lahti, R (8,1) ERA: 3.4	0.1		1	0	0	0	0	0	0	0	0	0	0	1	1	0.00	0.000								
Dave Vonohlen, L (9,1) ERA: 3.19	0.2		4	1	0	0	0	0	1	0	0	0	0	3	7	0.00	1.500								
Joaquin Andujar, R (9,1) ERA: 4.15	0.1		1	0	0	0	1	0	0	0	0	0	0	3	3	0.00	0.000								

Batter	1	2	3	4	5	6	7	8	9	AB	R	H	RBI	BB	SO	LOB	BOTTOM								
Lonnie Smith, R (1,7) OBP: 0.381, SLG: 0.436										4	0	1	1	0	1	0	Philadelphia Phillies @ St. Louis Cardinals Busch Stadium, St. Louis, MO Sun Aug 07 1983, 3:33 AM CDT Att: 46,373 - Unknown								
Willie McGee, S (1,8) OBP: 0.321, SLG: 0.373										4	0	0	0	0	1										
Andy Van Slyke, L (1,5) OBP: 0.341, SLG: 0.414										3	0	1	0	1	2	0									
George Hendrick, R (1,3) OBP: 0.388, SLG: 0.509										4	1	1	0	0	2										
Darrell Porter, L (1,2) OBP: 0.338, SLG: 0.416										3	0	2	1	0	0	0									
David Green, R (1,9) OBP: 0.334, SLG: 0.391										4	0	1	0	0	1	2									
Ken Oberkfell, L (1,4) OBP: 0.374, SLG: 0.374										3	0	1	0	0	2										
Ozzie Smith, S (1,6) OBP: 0.291, SLG: 0.306										3	1	1	0	0	1	1									
Neil Allen, R (1,1) OBP: 0.321, SLG: 0.152 Dave Rucker, L (8,1) ERA: 8.59 Jeff Lahti, R (8,1) ERA: 3.4 Steve Braun, L (8, PH) OBP: 0.311, SLG: 0.491 Dave Vonohlen, L (9,1) ERA: 3.19 Joaquin Andujar, S (9,1) OBP: 0.111, SLG: 0.132										2	0	0	0	0	2	2									
Inning Stats	R: 0 E: 0 K: 1 S: 5	H: 0 LOB: 0 BB: 0 P: 5	R: 1 E: 0 K: 0 S: 4	H: 1 LOB: 0 BB: 0 P: 4	R: 1 E: 0 K: 1 S: 6	H: 2 LOB: 0 BB: 0 P: 6	R: 0 E: 0 K: 0 S: 2	H: 0 LOB: 0 BB: 1 P: 6	R: 0 E: 0 K: 2 S: 8	H: 1 LOB: 1 BB: 0 P: 8	R: 0 E: 0 K: 0 S: 7	H: 0 LOB: 0 BB: 0 P: 7	R: 0 E: 0 K: 0 S: 4	H: 2 LOB: 1 BB: 0 P: 4	R: 0 E: 0 K: 1 S: 5	H: 0 LOB: 0 BB: 0 P: 5		R: 0 E: 0 K: 0 S: 5	H: 2 LOB: 2 BB: 0 P: 5	1B: 5 2B: 2 3B: 1 HR: 0	SF: 1 SAC: 0 DP: 1 HBP: 0	WP: 0 PB: 0 SB: 0 CS: 2	PA: 33		
PITCHER	IP	WLS	BF	H	R	ER	SO	BB	IBB	HBP	BLK	WP	HR	S	P	ERA	WHIP								
Marty Bystrom, R (1,1) ERA: 4.91	6.0	W	21	4	2	2	6	1	0	0	0	0	0	14	14	3.00	0.833								
Ron Reed, R (7,1) ERA: 2.83	3.0	S	12	4	0	0	1	0	0	0	0	0	0	14	14	0.00	1.333								

Batter	1	2	3	4	5	6	7	8	9	AB	R	H	RBI	BB	SO	LOB	TOP				
Marvell Wynne, L OBP: 0.352, SLG: 0.439										4	3	3	1	0	0	0	Pittsburgh Pirates @ Philadelphia Phillies Veterans Stadium, Philadelphia, PA Mon Aug 08 1983, 7:05 PM EDT Att: 38,080 - Unknown				
Johnny Ray, S OBP: 0.326, SLG: 0.411										4	0	2	0	0	0	1					
Bill Madlock, R OBP: 0.383, SLG: 0.454										4	1	1	1	0	0	3					
Jason Thompson, L OBP: 0.387, SLG: 0.438										3	1	1	3	0	1	1					
Dave Parker, L OBP: 0.296, SLG: 0.391										4	0	0	0	0	0	2					
Mike Easter, L OBP: 0.359, SLG: 0.446										3	0	1	0	0	0	0					
Lee Lacy, R OBP: 0.340, SLG: 0.423										1	0	0	0	0	0	0					
Tony Peña, R OBP: 0.329, SLG: 0.401										4	0	1	0	0	0	1					
Dale Berra, R OBP: 0.309, SLG: 0.352										4	0	0	0	0	0	2					
John Candelaria, L OBP: 0.280, SLG: 0.163										1	0	0	0	0	0	0					
Cecilio Guante, R OBP: 0.314, SLG: 0.154										1	0	0	0	0	0	1					
Dave Tomlin, L OBP: 0.314, SLG: 0.154										0	0	0	0	0	0	0					
Manny Sarmiento, R OBP: 0.305, SLG: 0.363										0	0	0	0	0	0	0					
Lee Mazzilli, S OBP: 0.345, SLG: 0.363										1	0	0	0	0	0	1					
Lee Tunnell, R OBP: 0.143, SLG: 0.118										0	0	0	0	0	0	0					
Brian Harper, R OBP: 0.162, SLG: 0.454										1	0	0	0	0	0	1					
Inning Stats	R: 1 E: 0 K: 0 S: 4	H: 1 LOB: 0 BB: 0 P: 4	R: 0 E: 0 K: 0 S: 3	H: 0 LOB: 0 BB: 0 P: 3	R: 0 E: 0 K: 0 S: 3	H: 0 LOB: 0 BB: 0 P: 3	R: 2 E: 0 K: 0 S: 5	H: 2 LOB: 0 BB: 0 P: 5	R: 0 E: 0 K: 1 S: 5	H: 0 LOB: 0 BB: 0 P: 5	R: 1 E: 0 K: 0 S: 5	H: 2 LOB: 1 BB: 0 P: 5	R: 0 E: 0 K: 0 S: 4	H: 1 LOB: 1 BB: 0 P: 4	R: 1 E: 0 K: 1 S: 7	H: 2 LOB: 1 BB: 0 P: 7	R: 0 E: 0 K: 0 S: 4	H: 1 LOB: 1 BB: 0 P: 4	1B: 6 2B: 1 3B: 0 HR: 2	SF: 1 SAC: 0 DP: 0 HBP: 0	WP: 0 PA: 36 PB: 0 SB: 1 CS: 0
PITCHER	IP WLS BF H R ER SO BB IBB HBP BLK WP HR S P ERA WHIP																				
Charles Hudson, R ERA: 3.28	(1, 1) 7.1 W 30 8 5 5 1 0 0 0 0 0 2 32 32 6.14 1.091																				
Tug McGraw, L ERA: 2.85	(8, 1) 1.2 6 1 0 0 1 0 0 0 0 0 0 8 8 0.00 0.600																				

Batter	1	2	3	4	5	6	7	8	9	AB	R	H	RBI	BB	SO	LOB	BOTTOM		
Bob Dernier, R OBP: 0.286, SLG: 0.290										5	1	0	0	0	0	3	Pittsburgh Pirates @ Philadelphia Phillies Veterans Stadium, Philadelphia, PA Mon Aug 08 1983, 7:05 PM EDT Att: 38,080 - Unknown		
Gary Matthews, R OBP: 0.356, SLG: 0.389										5	3	4	0	0	0	0			
Mike Schmidt, R OBP: 0.514										3	4	2	5	2	0	1			
Steve Jeltz, S OBP: 0.514										0	0	0	0	0	0	0			
Tony Perez, R OBP: 0.315, SLG: 0.390										4	2	2	0	0	2	1			
Pete Rose, S OBP: 0.329, SLG: 0.308										1	0	0	0	0	1	0			
Bo Diaz, R OBP: 0.304, SLG: 0.371										4	1	3	2	1	1	1			
Ozzie Virgil, R OBP: 0.245, SLG: 0.365										0	0	0	0	0	0	0			
Gary Maddox, R OBP: 0.324, SLG: 0.396										4	2	3	1	0	2				
Kiko Garcia, R OBP: 0.393, SLG: 0.512										4	1	1	2	1	1	4			
Ivan De Jesus, R OBP: 0.325, SLG: 0.313										3	0	1	1	1	1	1			
Charles Hudson, S OBP: 0.216, SLG: 0.147										4	0	1	1	0	3	2			
Tug McGraw, R OBP: 0.333, SLG: 0.333										0	0	0	0	0	0	0			
Inning Stats	R: 0 E: 0 K: 0 S: 3	H: 1 LOB: 0 BB: 0 P: 3	R: 0 E: 0 K: 1 S: 4	H: 0 LOB: 0 BB: 1 P: 8	R: 0 E: 0 K: 1 S: 4	H: 0 LOB: 0 BB: 1 P: 8	R: 5 E: 0 K: 1 S: 10	H: 5 LOB: 2 BB: 2 P: 18	R: 1 E: 0 K: 1 S: 7	H: 2 LOB: 1 BB: 1 P: 11	R: 3 E: 1 K: 3 S: 12	H: 2 LOB: 0 BB: 0 P: 12	R: 0 E: 0 K: 0 S: 3	H: 1 LOB: 0 BB: 0 P: 3	R: 0 E: 0 K: 0 S: 3	H: 1 LOB: 0 BB: 0 P: 3	1B: 10 2B: 2 3B: 2 HR: 2	SF: 0 SAC: 0 DP: 3 HBP: 0	WP: 0 PA: 43 PB: 0 SB: 1 CS: 1
PITCHER	IP WLS BF H R ER SO BB IBB HBP BLK WP HR S P ERA WHIP																		
John Candelaria, L ERA: 3.9	(1, 1) 3.2 L 18 6 5 5 3 3 1 0 0 0 0 0 5 9 135.00 15.000																		
Cecilio Guante, R ERA: 2.88	(4, 1) 0.1 6 4 5 5 0 1 0 0 0 0 0 0 5 9 135.00 15.000																		
Dave Tomlin, L ERA: 5.4	(5, 1) 1.2 8 2 1 1 3 1 0 0 0 0 0 0 13 17 5.40 1.800																		
Manny Sarmiento, R ERA: 3.18	(6, 1) 0.1 2 1 0 0 0 0 0 0 0 0 0 0 2 2 0.00 3.000																		
Lee Tunnell, R ERA: 4.7	(7, 1) 2.0 9 3 3 0 3 0 0 0 0 0 0 1 15 15 0.00 1.500																		

Batter	1	2	3	4	5	6	7	8	9	AB	R	H	RBI	BB	SO	LOB	TOP										
Marvell Wynne, L (1.8) OBP: 0.348, SLG: 0.433	0-0 FC5-4 1B		0-3 K		0-3 K		0-0 4-3		0-3 K	5	0	1	0	0	3	1	Pittsburgh Pirates @ Philadelphia Phillies Veterans Stadium, Philadelphia, PA Tue Aug 09 1983, 7:05 PM EDT Att: 37,719 - Unknown										
Johnny Ray, S (1.4) OBP: 0.327, SLG: 0.409	0-3 K		0-0 1B E		0-0 4-3		0-0 F7			4	1	1	0	0	1	2											
Bill Madlock, R (1.5) OBP: 0.384, SLG: 0.455	0-0 FC5-4 BB 1-2		0-0 1-3 E 1B		0-0 1B			0-0 6-3		4	0	2	0	0	0	1											
Jason Thompson, L (1.3) OBP: 0.388, SLG: 0.439	4-0 1-2 BB		0-0 E4		0-3 K			0-0 HR 2B		3	1	1	0	1	1	2											
Dave Parker, L (1.9) OBP: 0.295, SLG: 0.398	0-0 P6		0-0 6-3			0-3 K		0-0 HR 2H		4	1	1	2	0	1	4											
Mike Easter, L (1.7) OBP: 0.355, SLG: 0.440		0-0 4-3		0-3 K		0-3 K		0-3 K		4	0	0	0	0	3	0											
Lee Lacy, R (9.7) OBP: 0.340, SLG: 0.423										0	0	0	0	0	0	0											
Tony Peña, R (1.2) OBP: 0.325, SLG: 0.396		0-0 6-3		0-3 K		0-0 6-3		0-0 5-3		4	0	0	0	0	1	0											
Dale Berra, R (1.6) OBP: 0.311, SLG: 0.354		0-0 6-3		0-0 E 1B			0-0 4-3 SH3-4 1B	0-0 P4		4	0	2	0	0	0	0											
Rick Rhoden, R (1.1) OBP: 0.129, SLG: 0.145			0-3 K		0-3 K		0-0 SH3-4	0-3 K		2	0	0	0	0	2	1											
Lee Mazzilli, S (7, PH) OBP: 0.385, SLG: 0.361							0-0 SH3-4			0	0	0	0	0	0	0											
Rod Scurry, L (7.1) OBP: 0.340, SLG: 0.423							1-2			1	0	0	0	0	1	0											
Kent Tekulve, R (7.1)										0	0	0	0	0	1	0											
Inning Stats	R: 0 E: 0 K: 1 S: 6	H: 1 LOB: 2 BB: 1 P: 10	R: 0 E: 0 K: 0 S: 3	H: 0 LOB: 0 BB: 0 P: 3	R: 1 E: 1 K: 2 S: 10	H: 2 LOB: 2 BB: 0 P: 10	R: 0 E: 1 K: 3 S: 10	H: 1 LOB: 1 BB: 0 P: 10	R: 0 E: 0 K: 2 S: 8	H: 0 LOB: 0 BB: 0 P: 7	R: 0 E: 0 K: 0 S: 4	H: 1 LOB: 1 BB: 0 P: 4	R: 2 E: 0 K: 1 S: 7	H: 2 LOB: 0 BB: 0 P: 7	R: 0 E: 0 K: 2 S: 7	H: 0 LOB: 0 BB: 0 P: 7	1B: 6 2B: 1 3B: 0 HR: 1	SF: 0 SAC: 1 DP: 0 HBP: 0	WP: 0 PB: 0 SB: 0 CS: 0	PA: 37							
PITCHER	IP	WLS	BF	H	R	ER	SO	BB	IBB	HBP	BLK	WP	HR	S	P	ERA	WHIP										
John Denny, R (1.1) ERA: 2.5	7.0		29	6	1	0	10	1	0	0	0	0	0	48	52	0.00	1.000										
Al Holland, L (8.1) ERA: 2.33	2.0	L	8	2	2	2	3	0	0	0	0	0	1	14	14	9.00	1.000										

AB	35
R	3
H	8
RBI	2
BB	1
SO	13
LOB	11



Batter	1	2	3	4	5	6	7	8	9	AB	R	H	RBI	BB	SO	LOB	BOTTOM										
Greg Gross, L (1.7) OBP: 0.407, SLG: 0.385	0-0 F8		0-0 F7	0-0 F9		0-0 1-H 3B		0-0 6-3		5	0	1	1	0	0	1	Pittsburgh Pirates @ Philadelphia Phillies Veterans Stadium, Philadelphia, PA Tue Aug 09 1983, 7:05 PM EDT Att: 37,719 - Unknown										
Pete Rose, S (1.3) OBP: 0.332, SLG: 0.316	0-0 4-3		4-0 BB 1B BB		0-0 FC4-2 3B	0-0 L6		0-0 1B		4	0	2	0	1	0	1											
Joe Morgan, L (1.4) OBP: 0.362, SLG: 0.370	0-0 2B		0-0 1-2 1B		4-0 FC4-2 S BB	0-0 4-3		0-0 P4		4	0	2	0	1	0	1											
Mike Schmidt, R (1.5) OBP: 0.386, SLG: 0.507	0-0 6-3		0-3 K		0-3 K		0-0 F8		0-3 K	5	0	0	0	0	3	5											
Joe Lefebvre, L (1.9) OBP: 0.432, SLG: 0.646		0-0 1-3 1B	4-0 E BB		4-0 FC4-2 IBB		0-0 FC6-4 1B			1	0	1	0	2	0	0											
Garry Maddox, R (7, PH) OBP: 0.327, SLG: 0.399			1-2 2-3 BB				0-0 FC6-4 1B			1	0	1	0	0	0	0											
Von Hayes, L (1.8) OBP: 0.338, SLG: 0.379	0-3 K		0-0 FC3-6		0-0 FC4-2		0-0 FC6-4			3	0	0	0	0	1	7											
Gary Matthews, R (7, PH) OBP: 0.355, SLG: 0.388		0-3 K	1-2 2-3 BB		0-0 FC4-2		0-0 FC6-4			1	0	0	0	0	0	1											
Al Holland, R (8.1)			1-2		1-2 2-3 3-H		1-2			0	0	0	0	0	0	0											
Bo Diaz, R (1.2) OBP: 0.301, SLG: 0.367	0-0 1-3		0-0 1-3		0-0 1-3		0-0 FC6-4			4	0	0	0	0	0	5											
Ivan De Jesus, R (1.6) OBP: 0.327, SLG: 0.313	4-0 FC6-4 IBB		0-0 SH3-4 1B		0-3 K		0-0 6-3			3	0	1	0	1	1	0											
John Denny, R (1.1) OBP: 0.175, SLG: 0.161	0-0 FC6-4		0-0 SH3-4		0-0 SH3-4		0-0 3B 1B		0-0 4-3	2	1	1	0	0	0	2											
Bob Demier, R (8.9) OBP: 0.284, SLG: 0.289	1-2									1	0	0	0	0	0	0											
Inning Stats	R: 0 E: 0 K: 0 S: 4	H: 1 LOB: 1 BB: 0 P: 4	R: 0 E: 0 K: 1 S: 6	H: 1 LOB: 2 BB: 1 P: 10	R: 0 E: 0 K: 1 S: 6	H: 1 LOB: 3 BB: 2 P: 14	R: 0 E: 0 K: 0 S: 4	H: 1 LOB: 1 BB: 0 P: 4	R: 1 E: 0 K: 1 S: 7	H: 2 LOB: 1 BB: 0 P: 7	R: 0 E: 0 K: 0 S: 4	H: 1 LOB: 1 BB: 0 P: 4	R: 0 E: 0 K: 0 S: 3	H: 0 LOB: 0 BB: 0 P: 3	R: 0 E: 0 K: 1 S: 5	H: 1 LOB: 0 BB: 0 P: 5	1B: 6 2B: 1 3B: 2 HR: 0	SF: 0 SAC: 1 DP: 0 HBP: 0	WP: 0 PB: 0 SB: 1 CS: 0	PA: 40							
PITCHER	IP	WLS	BF	H	R	ER	SO	BB	IBB	HBP	BLK	WP	HR	S	P	ERA	WHIP										
Rick Rhoden, R (1.1) ERA: 3.37	6.0		30	7	1	1	4	3	2	0	0	0	0	33	53	1.50	1.667										
Rod Scurry, L (7.1) ERA: 5.3	0.1		2	1	0	0	0	0	0	0	0	0	0	2	2	0.00	3.000										
Kent Tekulve, R (7.1) ERA: 1.57	2.2	W	8	1	0	0	1	0	0	0	0	0	0	10	10	0.00	0.375										




Batter	1	2	3	4	5	6	7	8	9	AB	R	H	RBI	BB	SO	LOB	TOP				
Lonnie Smith, R OBP: 0.388, SLG: 0.450 (1, 7)	4-0 BB		0-0 1B		0-0 5-3		4-0 BB		0-0 P2	3	0	1	0	2	0	0	St. Louis Cardinals @ Philadelphia Phillies Veterans Stadium, Philadelphia, PA Fri Aug 12 1983, 7:05 PM EDT Att: 33,521 - Unknown				
Ozzie Smith, S OBP: 0.302, SLG: 0.323 (1, 6)	4-3		0-3 K		0-0 G3		0-3 K			4	0	0	0	0	2	3					
Andy Van Slyke, L OBP: 0.356, SLG: 0.438 (1, 8) (6, 5)	0-3 K		0-1 CI		4-0 BB				0-0 2B 1B	2	1	1	0	1	1	1					
George Hendrick, R OBP: 0.384, SLG: 0.500 (1, 3)	0-0 F8		0-3 K		0-0 L7				0-0 P4	4	0	0	0	0	1	5					
Darrell Porter, L OBP: 0.339, SLG: 0.418 (1, 2)		4-0 FC6-4 BB	0-3 K		0-0 G5-4-3 1B				0-3 K	3	0	1	0	1	2	3					
David Green, R OBP: 0.337, SLG: 0.408 (1, 9)		0-0 FC6-4 1-2			0-0 SF7 1B				0-0 2B	4	1	2	1	0	0	2					
Ken Oberkfell, L Dave Rucker, L (1, 5) (6, 1)		4-0 BB			0-0 SF7 1-H				0-3 K	1	0	0	1	1	0	0					
Floyd Rayford, R Jeff Lahti, R (8, FH) (8, 1)		1-2 BB			0-0 F7				0-0 K	0	0	0	0	0	0	0					
Mike Ramsey, S OBP: 0.314, SLG: 0.339 (1, 4)		0-3 K			0-3 K				0-0 F8	4	0	0	0	0	3	2					
Neil Allen, R Willie McGee, S (1, 1) (6, 8)		0-3 K			0-3 K				0-0 F9	2	0	0	0	0	2	2					
Inning Stats	R: 0 E: 0 K: 1 S: 5	H: 0 LOB: 1 BB: 1 P: 9	R: 0 E: 0 K: 2 S: 7	H: 0 LOB: 2 BB: 2 P: 15	R: 0 E: 1 K: 3 S: 11	H: 1 LOB: 2 BB: 0 P: 11	R: 1 E: 0 K: 2 S: 8	H: 1 LOB: 1 BB: 0 P: 8	R: 0 E: 0 K: 0 S: 3	H: 0 LOB: 1 BB: 1 P: 7	R: 0 E: 0 K: 0 S: 3	H: 1 LOB: 1 BB: 1 P: 11	R: 1 E: 0 K: 2 S: 9	H: 2 LOB: 1 BB: 0 P: 9	R: 0 E: 0 K: 0 S: 3	H: 0 LOB: 0 BB: 0 P: 3	1B: 4 2B: 1 3B: 0 HR: 0	SF: 1 SAC: 0 DP: 1 HBP: 0	WP: 0 PB: 0 SB: 4 CS: 0	PA: 37	
PITCHER	IP	WLS	BF	H	R	ER	SO	BB	IBB	HBP	BLK	WP	HR	S	P	ERA	WHIP				
Marty Bystrom, R ERA: 4.8 Willie Hernandez, L ERA: 2.7	(1, 1) (7, 1)	6.0 S	25 12	3 2	1 1	0 1	8 4	4 1	0 0	0 0	0 0	0 0	0 0	37 19	53 23	0.00 3.00	1.167 1.000				

Batter	1	2	3	4	5	6	7	8	9	AB	R	H	RBI	BB	SO	LOB	BOTTOM				
Greg Gross, L OBP: 0.418, SLG: 0.403 (1, 7)	4-3		0-0 G3 2B		0-0 1-2 3-H 1B		0-0 1-2 2-H 1B		0-0 5-3	5	1	3	2	0	0	0	St. Louis Cardinals @ Philadelphia Phillies Veterans Stadium, Philadelphia, PA Fri Aug 12 1983, 7:05 PM EDT Att: 33,521 - Unknown				
Pete Rose, S OBP: 0.332, SLG: 0.313 (1, 3)	4-0 BB BB BB		0-0 6-3		0-0 P6		0-0 6-3		0-0 1B	4	0	1	0	1	0	5					
Joe Morgan, L OBP: 0.356, SLG: 0.359 (1, 4)	0-0 F7		0-0 G3		0-3 K		0-0 F7		0-0 P3	5	0	0	1	0	1	6					
Mike Schmidt, R Kiko Garcia, R OBP: 0.387, SLG: 0.503 OBP: 0.389, SLG: 0.506 (1, 5) (7, 5)	4-0 BB 1-2 BB		0-0 6-3		0-3 K		0-0 5-3			2	0	0	0	1	1	0					
Joe Lefebvre, L OBP: 0.442, SLG: 0.654 (1, 9)	4-0 1-2 2-3 BB		0-0 6-3		0-0 G3		0-0 3B 1B		0-0 HBP 1B	3	1	2	0	1	0	0					
Von Hayes, L Bob Dernier, R OBP: 0.333, SLG: 0.381 OBP: 0.284, SLG: 0.289 (1, 8) (8, 8)	0-3 K		0-0 6-3		0-0 1-H 1B 3B		0-0 F8		0-3 K	4	1	1	1	0	2	4					
Ozzie Virgil, R OBP: 0.263, SLG: 0.368 (1, 2)		0-0 F8			4-0 FC6 1B BB		0-0 1B FC6-2 1B		1-0 HBP	2	0	1	0	1	0	0					
Ivan De Jesus, R OBP: 0.332, SLG: 0.316 (1, 6)		0-0 4-3			0-0 E 1B 1B		0-0 FC6-2 1B 1B		0-3 K	4	2	2	1	0	1	2					
Marty Bystrom, R Willie Hernandez, L OBP: 0.219, SLG: 0.172 OBP: 0.500, SLG: 0.500 (1, 1) (7, 1)		0-0 F9			0-0 FC6 1B		0-0 FC6-2 1B 1B		0-0 1-3	3	0	0	0	0	0	4					
Inning Stats	R: 0 E: 0 K: 1 S: 5	H: 0 LOB: 3 BB: 3 P: 17	R: 0 E: 0 K: 0 S: 3	H: 0 LOB: 0 BB: 0 P: 3	R: 1 E: 0 K: 0 S: 4	H: 1 LOB: 0 BB: 0 P: 4	R: 3 E: 1 K: 1 S: 9	H: 4 LOB: 2 BB: 1 P: 13	R: 0 E: 0 K: 1 S: 5	H: 0 LOB: 0 BB: 0 P: 5	R: 1 E: 0 K: 2 S: 8	H: 3 LOB: 2 BB: 0 P: 9	R: 0 E: 0 K: 0 S: 4	H: 1 LOB: 1 BB: 0 P: 4	1B: 8 2B: 1 3B: 1 HR: 0	SF: 0 SAC: 0 DP: 0 HBP: 1		WP: 0 PB: 0 SB: 0 CS: 0	PA: 39		
PITCHER	IP	WLS	BF	H	R	ER	SO	BB	IBB	HBP	BLK	WP	HR	S	P	ERA	WHIP				
Neil Allen, R Dave Rucker, L Jeff Lahti, R ERA: 3.97 ERA: 7.0 ERA: 3.06	(1, 1) (6, 1) (8, 1)	5.1 1.2 1.0	L 7 4	28 1 1	0 0 0	5 0 0	3 2 0	4 0 0	0 0 0	1 1 0	0 0 0	0 0 0	0 0 4	30 10 4	46 11 4	8.44 0.00 0.00	2.250 0.600 1.000				

AB	30
R	2
H	5
RBI	2
BB	5
SO	12
LOB	19



AB	34
R	5
H	10
RBI	5
BB	4
SO	5
LOB	21



Batter	1	2	3	4	5	6	7	8	9	AB	R	H	RBI	BB	SO	LOB	TOP								
Bob Dernier, R OBP: 0.279, SLG: 0.283 Greg Gross, L OBP: 0.414, SLG: 0.416	4-3			1-3		5-3		SH HR	F8	3	0	0	0	0	0	0									
Gary Matthews, R OBP: 0.363, SLG: 0.390 Pete Rose, S OBP: 0.336, SLG: 0.313	K			FC6-4 1B		CS BB		SH HR		2	1	1	0	1	1	0									
Mike Schmidt, R OBP: 0.385, SLG: 0.504	L8			FC6-4 1-2		FC6-4 BB		HR		3	1	1	4	1	0	1									
Tony Perez, R OBP: 0.312, SLG: 0.386 Von Hayes, L OBP: 0.331, SLG: 0.378	4-3			F9		FC6-4 1-2		G6-4-3 1B		4	0	1	0	0	0	2									
Bo Diaz, R OBP: 0.300, SLG: 0.369	F8							G6-4-3 1-2		4	0	0	0	0	1	1									
Gary Maddox, R OBP: 0.329, SLG: 0.394	G3					5-3 1B				3	0	2	0	1	0	0									
Kiko Garcia, R OBP: 0.372, SLG: 0.483				K		5-3 1-2		G6-4-3 1-2		4	0	0	0	0	1	3									
Ivan De Jesus, R OBP: 0.332, SLG: 0.325	4-3			4-3		IBB		F9		3	1	1	0	1	0	0									
Steve Carlton, L OBP: 0.195, SLG: 0.250	2-3					L7		SH HR	4-3	4	1	1	0	0	0	2									
Inning Stats	R: 0 E: 0 K: 1 S: 5	H: 0 LOB: 0 BB: 0 P: 5	R: 0 E: 0 K: 0 S: 3	H: 0 LOB: 0 BB: 0 P: 3	R: 0 E: 0 K: 1 S: 5	H: 0 LOB: 0 BB: 0 P: 5	R: 0 E: 0 K: 0 S: 4	H: 1 LOB: 1 BB: 0 P: 4	R: 0 E: 0 K: 0 S: 4	H: 1 LOB: 2 BB: 1 P: 8	R: 0 E: 0 K: 0 S: 2	H: 0 LOB: 1 BB: 2 P: 10	R: 0 E: 0 K: 1 S: 5	H: 1 LOB: 0 BB: 0 P: 5	R: 5 E: 1 K: 0 S: 8	H: 5 LOB: 1 BB: 1 P: 12	R: 0 E: 0 K: 0 S: 3	H: 0 LOB: 0 BB: 0 P: 3	1B: 6 2B: 0 3B: 1 HR: 1	SF: 0 SAC: 1 DP: 2 HBP: 0	WP: 0 PB: 0 SB: 0 CS: 1	PA: 37			
PITCHER	IP	WLS	BF	H	R	ER	SO	BB	IBB	HBP	BLK	WP	HR	S	P	ERA	WHIP								
Steve Trout, L ERA: 4.45	7.0	L	27	5	2	2	3	2	1	0	0	0	0	30	42	2.57	1.000								
Lee Smith, R ERA: 1.88	1.0		7	3	3	2	0	1	0	0	0	0	1	6	10	18.00	4.000								
Mike Proly, R ERA: 3.48	1.0		3	0	0	0	0	0	0	0	0	0	0	3	3	0.00	0.000								

Philadelphia Phillies @ Chicago Cubs
Wrigley Field, Chicago, IL
Mon Aug 15 1983, 3:33 AM CDT
Att: 23,361 - Unknown

AB 32
R 5
H 8
RBI 5
BB 4
SO 3
LOB 9



Batter	1	2	3	4	5	6	7	8	9	AB	R	H	RBI	BB	SO	LOB	BOTTOM								
Gary Woods, R OBP: 0.295, SLG: 0.322	6-3							1-3		4	0	1	0	0	0	0									
Bill Buckner, L OBP: 0.306, SLG: 0.436	K			FC6-4 1B		1B		F7		4	0	2	0	0	1	0									
Keith Moreland, R OBP: 0.368, SLG: 0.454	4-3			FC6-4 FC5-4 1-2		F8		WP BB		3	0	0	0	1	0	2									
Ron Cey, R OBP: 0.342, SLG: 0.454				K FC5-4 1-2				K		4	0	1	0	0	2	2									
Jody Davis, R OBP: 0.313, SLG: 0.483	5-3			K		K		K		4	0	0	0	0	3	2									
Mel Hall, L OBP: 0.353, SLG: 0.445				K		4-3		K		4	0	1	0	0	2	2									
23 Ryne Sandberg, R OBP: 0.319, SLG: 0.580						P4				4	0	2	0	0	0	0									
Tom Verzyer, R OBP: 0.224, SLG: 0.270								CS 1B		2	0	0	0	1	1	1									
Steve Trout, L OBP: 0.208, SLG: 0.208						4-3				3	0	0	0	0	2	3									
Lee Smith, R OBP: 0.286, SLG: 0.167						K				0	0	0	0	0	0	0									
Mike Proly, R OBP: 0.167, SLG: 0.091						K		4-3		0	0	0	0	0	0	0									
Inning Stats	R: 0 E: 0 K: 1 S: 5	H: 2 LOB: 3 BB: 1 P: 13	R: 0 E: 0 K: 2 S: 9	H: 2 LOB: 3 BB: 1 P: 13	R: 0 E: 0 K: 0 S: 4	H: 2 LOB: 1 BB: 0 P: 4	R: 0 E: 0 K: 2 S: 7	H: 0 LOB: 0 BB: 0 P: 7	R: 0 E: 0 K: 1 S: 5	H: 0 LOB: 0 BB: 0 P: 5	R: 0 E: 0 K: 1 S: 7	H: 2 LOB: 2 BB: 0 P: 7	R: 0 E: 0 K: 1 S: 5	H: 1 LOB: 0 BB: 0 P: 5	R: 0 E: 0 K: 1 S: 5	H: 0 LOB: 1 BB: 1 P: 9	R: 0 E: 0 K: 2 S: 7	H: 0 LOB: 0 BB: 0 P: 7	1B: 7 2B: 0 3B: 0 HR: 0	SF: 0 SAC: 0 DP: 0 HBP: 0	WP: 1 PB: 0 SB: 0 CS: 1	PA: 34			
PITCHER	IP	WLS	BF	H	R	ER	SO	BB	IBB	HBP	BLK	WP	HR	S	P	ERA	WHIP								
Steve Carlton, L ERA: 2.83	9.0	W	34	7	0	0	11	1	1	0	0	1	0	54	62	0.00	0.889								

Philadelphia Phillies @ Chicago Cubs
Wrigley Field, Chicago, IL
Mon Aug 15 1983, 3:33 AM CDT
Att: 23,361 - Unknown

AB 32
R 0
H 7
RBI 0
BB 2
SO 11
LOB 12



Batter	1	2	3	4	5	6	7	8	9	AB	R	H	RBI	BB	SO	LOB	TOP			
Greg Gross, L (1.7) OBP: 0.404, SLG: 0.404	0-0 4-3		0-0 L1			0-0 F8		0-0 6-3		4	0	0	0	0	0	1	Philadelphia Phillies @ Chicago Cubs Wrigley Field, Chicago, IL Tue Aug 16 1983, 3:33 AM CDT Unknown			
Pete Rose, S (1.3) OBP: 0.333, SLG: 0.310	0-0 6-3			0-0 F7		0-0 F7		0-0 1-3		4	0	0	0	0	0	1				
Joe Morgan, L (1.4) OBP: 0.350, SLG: 0.347	0-0 3-1			0-0 L9		0-0 F2		0-0 F9		4	0	0	0	0	0	1				
Mike Schmidt, R (1.5) OBP: 0.388, SLG: 0.505		0-0 4-3 1B		4-0 BB		0-0 1B		0-3 K		3	1	2	0	1	1	0				
Joe Lefebvre, L (1.9) OBP: 0.424, SLG: 0.618	0-0 4-3			0-0 G3		0-0 F8				3	0	0	0	0	0	3				
Von Hayes, L (1.8) OBP: 0.334, SLG: 0.381	0-0 2H 1B			0-0 5-3		0-0 G6-4-3 1B				3	0	2	1	0	0	0				
Ozzie Virgil, R (1.2) OBP: 0.256, SLG: 0.358	0-0 8-4-6-3 1-2			0-0 6-3		0-0 G6-4-3 1-2				3	0	0	0	0	0	3				
Ivan De Jesus, R (1.6) OBP: 0.331, SLG: 0.323			0-0 L4		0-0 5-3			0-0 L6		2	0	0	0	0	0	0				
Larry Andersen, R (5.1) OBP: 0.362, SLG: 0.389										0	0	0	0	0	0	0				
Gary Matthews, R (8. PH) OBP: 0.362, SLG: 0.389										1	0	0	0	0	0	0				
Willie Hernandez, L (8.1) OBP: 0.500, SLG: 0.500										0	0	0	0	0	0	0				
Marty Bystrom, R (1.1) OBP: 0.212, SLG: 0.167			0-0 6-3			0-0 2B		0-0 6-3		1	0	0	0	0	0	0				
Tug McGraw, R (4.1) OBP: 0.333, SLG: 0.333										0	0	0	0	0	0	0				
Kiko Garcia, R (5.6) OBP: 0.375, SLG: 0.494										2	0	1	0	0	0	0				
Inning Stats	R: 0 E: 0 K: 0 S: 3	H: 0 LOB: 0 BB: 0 P: 3	R: 1 E: 0 K: 0 S: 4	H: 2 LOB: 0 BB: 0 P: 4	R: 0 E: 0 K: 0 S: 3	H: 0 LOB: 0 BB: 1 P: 3	R: 0 E: 0 K: 0 S: 3	H: 0 LOB: 1 BB: 0 P: 7	R: 0 E: 0 K: 0 S: 4	H: 1 LOB: 1 BB: 0 P: 4	R: 0 E: 0 K: 0 S: 4	H: 2 LOB: 1 BB: 0 P: 4	R: 0 E: 0 K: 0 S: 3	H: 0 LOB: 0 BB: 0 P: 3	R: 0 E: 0 K: 1 S: 5	H: 0 LOB: 0 BB: 0 P: 5	1B: 4 2B: 2 3B: 0 HR: 0	SF: 0 SAC: 0 DP: 2 HBP: 0	WP: 0 PB: 0 SB: 0 CS: 0	PA: 31
PITCHER Dick Ruthven, R (1.1) ERA: 4.41	IP: 9.0 WLS: W BF: 31 H: 5 R: 1 ER: 1 SO: 1 BB: 1 IBB: 0 HBP: 0 BLK: 0 WP: 0 HR: 0 S: 32 P: 36 ERA: 1.00 WHIP: 0.667															PITCHER				

Batter	1	2	3	4	5	6	7	8	9	AB	R	H	RBI	BB	SO	LOB	BOTTOM			
Thad Bosley, L (1.9) OBP: 0.412, SLG: 0.643	0-0 23 4-3 1B			0-0 E6 1B	0-0 1-3			0-0 23 G5-4-3 1B		4	1	2	2	0	0	2	Philadelphia Phillies @ Chicago Cubs Wrigley Field, Chicago, IL Tue Aug 16 1983, 3:33 AM CDT Unknown			
Gary Woods, R (8. PH) OBP: 0.299, SLG: 0.327		1-1 2H 2B		0-0 SF8	0-0 6-3			0-0 G5-4-3 1-2		3	0	0	1	1	0	3				
23 Ryne Sandberg, R (1.4) OBP: 0.318, SLG: 0.378	0-0 4-3	4-0 BB		0-0 SF8				0-0 G5-4-3 1-2		3	0	0	1	1	0	3				
Bill Buckner, L (1.3) OBP: 0.307, SLG: 0.438	0-0 5-3	0-0 F8		0-0 S 1B		0-0 4-3		0-0 E 2B		5	2	2	0	0	0	3				
Leon Durham, L (1.7) OBP: 0.377, SLG: 0.465	0-0 3-1		0-0 3-1	0-0 1B		0-0 3-1		4-0 BB WP 1B BB		4	1	1	2	1	0	1				
Ron Cey, R (1.5) OBP: 0.346, SLG: 0.462		0-0 HR		4-0 FC5-4 IBB 1B		4-0 BB		4-0 1-2 2H 1B IBB		2	1	1	1	3	0	0				
Tom Verzyer, R (8. PR) OBP: 0.224, SLG: 0.270			0-0 L5	0-0 FC5-4 IBB 1B		0-0 BB		4-0 1-2 2H 1B IBB		0	1	0	0	0	0	0				
Mel Hall, L (1.8) OBP: 0.354, SLG: 0.446		0-0 L6	0-0 1B	0-0 L8		0-0 F7		4-0 1-2 2-3 BB		4	1	1	0	1	0	3				
Jody Davis, R (1.2) OBP: 0.317, SLG: 0.485		0-0 FC1-5 BB 1B	0-0 2B	0-0 FC5-4 1-2		0-0 5-3		0-0 1-2 2H 3H 1B		5	0	3	3	0	0	2				
Larry Bowa, S (1.6) OBP: 0.311, SLG: 0.336		4-0 FC1-5 2B BB	0-0 F9		0-0 SH3-4 2B		0-0 F7		0-0 F3		4	1	1	0	1	0		3		
Dick Ruthven, R (1.1) OBP: 0.208, SLG: 0.234		0-0 FC1-5 2B		0-0 E 23 SF8 1B		0-0 SH3-4		0-0 1-3		3	2	1	0	0	0	2				
Inning Stats	R: 0 E: 0 K: 0 S: 4	H: 1 LOB: 1 BB: 0 P: 4	R: 3 E: 0 K: 0 S: 6	H: 3 LOB: 2 BB: 2 P: 14	R: 1 E: 0 K: 0 S: 5	H: 2 LOB: 1 BB: 0 P: 5	R: 3 E: 1 K: 0 S: 7	H: 3 LOB: 2 BB: 1 P: 11	R: 0 E: 0 K: 0 S: 4	H: 1 LOB: 1 BB: 0 P: 4	R: 0 E: 0 K: 0 S: 3	H: 0 LOB: 0 BB: 1 P: 7	R: 0 E: 0 K: 0 S: 3	H: 0 LOB: 0 BB: 0 P: 3	R: 3 E: 0 K: 0 S: 5	H: 3 LOB: 2 BB: 3 P: 17	1B: 8 2B: 4 3B: 0 HR: 1	SF: 1 SAC: 1 DP: 1 HBP: 0	WP: 1 PB: 0 SB: 2 CS: 0	PA: 44
PITCHER Marty Bystrom, R (1.1) ERA: 4.92	IP: 3.0 WLS: L BF: 19 H: 7 R: 6 ER: 6 SO: 0 BB: 2 IBB: 0 HBP: 0 BLK: 0 WP: 0 HR: 0 S: 17 P: 25 ERA: 18.00 WHIP: 3.000															PITCHER				
Tug McGraw, L (4.1) ERA: 2.98	IP: 1.0 WLS: L BF: 6 H: 2 R: 1 ER: 0 SO: 0 BB: 0 IBB: 0 HBP: 0 BLK: 0 WP: 0 HR: 0 S: 5 P: 9 ERA: 0.00 WHIP: 2.000															PITCHER				
Larry Andersen, R (5.1) ERA: 5.14	IP: 3.0 WLS: L BF: 11 H: 1 R: 0 ER: 0 SO: 0 BB: 1 IBB: 0 HBP: 0 BLK: 0 WP: 0 HR: 0 S: 10 P: 14 ERA: 0.00 WHIP: 0.667															PITCHER				
Willie Hernandez, L (8.1) ERA: 3.01	IP: 1.0 WLS: L BF: 8 H: 3 R: 3 ER: 3 SO: 0 BB: 1 IBB: 0 HBP: 0 BLK: 0 WP: 1 HR: 0 S: 5 P: 17 ERA: 27.00 WHIP: 5.000															PITCHER				

AB	30
R	1
H	5
RBI	1
BB	1
SO	1
LOB	9



Batter	1	2	3	4	5	6	7	8	9	AB	R	H	RBI	BB	SO	LOB	TOP				
Bob Demier, R OBP: 0.284, SLG: 0.290 Willie Hernandez, L OBP: 0.590, SLG: 0.900 Joe Morgan, L OBP: 0.353, SLG: 0.347	(1,9) X 0-0 1B 2B		(1,9) X 0-0 F8			(1,9) X 4-0 FC6-5 BB		(1,9) X 4-0 BB BB	(1,9) X 4-0 FC6-4 BB	2	1	1	0	1	0	0					
Gary Matthews, R OBP: 0.363, SLG: 0.389 Pete Rose, S OBP: 0.333, SLG: 0.309	(1,7) X 0-0 6-3-5 2H 1B			(1,7) X 0-0 P4		(1,7) X 0-0 FC6-5 FC6-4		(1,7) X 4-0 BB BB	(1,7) X 0-0 FC6-4	3	1	1	1	1	0	2					
Mike Schmidt, R OBP: 0.388, SLG: 0.501	(1,5) X 0-0 6-3-5 1-3f			(1,5) X 4-0 FC6-4 BB		(1,5) X 0-0 FC6-4		(1,5) X 4-0 BB BB	(1,5) X 0-0 F9	3	1	0	0	2	0	3					
Tony Perez, R OBP: 0.315, SLG: 0.399 Von Hayes, L OBP: 0.334, SLG: 0.381	(1,3) X 0-0 5-3			(1,3) X 0-3 K				(1,3) X 0-0 HR	(1,3) X 4-0 2B BB	3	1	1	2	1	1	1					
Bo Diaz, R OBP: 0.300, SLG: 0.370	(1,2) X 0-0 P3		(1,2) X 0-0 FC6-4					(1,2) X 0-0 F7	(1,2) X 0-0 2B	4	0	1	2	0	0	1					
Gary Maddox, R OBP: 0.332, SLG: 0.407	(1,8) X 0-0 F9				(1,8) X 0-0 5-3			(1,8) X 0-0 HR	(1,8) X 4-0 IBB	3	1	1	1	1	0	0					
Kiko Garcia, R OBP: 0.327, SLG: 0.478 Al Holland, R OBP: 0.339, SLG: 0.399	(1,4) X 0-0 F8			(1,4) X 0-0 F8		(1,4) X 0-0 F8		(1,4) X 0-0 4-3	(1,4) X 0-0 P4	3	0	0	0	0	0	0					
Ivan De Jesus, R OBP: 0.327, SLG: 0.319	(1,6) X 0-0 F8		(1,6) X 0-0 F8		(1,6) X 0-0 L7			(1,6) X 0-0 5-3	(1,6) X 0-0 F9	4	0	0	0	0	0	3					
Kevin Gross, R OBP: 0.118, SLG: 0.176 Greg Gross, L OBP: 0.399, SLG: 0.399	(1,1) X 0-0 4-3		(1,1) X 0-0 4-3			(1,1) X 0-0 FC6-5 2B		(1,1) X 0-0 F7	(1,1) X 0-3 K	2	0	1	0	0	0	0					
Inning Stats	R: 1 E: 0 K: 0 S: 4	H: 2 LOB: 0 BB: 0 P: 4	R: 0 E: 0 K: 0 S: 3	H: 0 LOB: 0 BB: 0 P: 3	R: 0 E: 0 K: 1 S: 5	H: 0 LOB: 1 BB: 1 P: 9	R: 0 E: 0 K: 0 S: 3	H: 0 LOB: 0 BB: 0 P: 3	R: 0 E: 0 K: 0 S: 3	H: 1 LOB: 1 BB: 1 P: 7	R: 2 E: 0 K: 0 S: 5	H: 2 LOB: 0 BB: 0 P: 5	R: 3 E: 0 K: 0 S: 4	H: 1 LOB: 3 BB: 5 P: 24	R: 0 E: 0 K: 1 S: 5	H: 0 LOB: 1 BB: 1 P: 9	1B: 1 2B: 4 3B: 0 HR: 2	SF: 0 SAC: 0 DP: 1 HBP: 0	WP: 0 PA: 39 PB: 0 SB: 2 CS: 0		
PITCHER	IP WLS BF H R ER SO BB IBB HBP BLK WP HR S P ERA WHIP	IP WLS BF H R ER SO BB IBB HBP BLK WP HR S P ERA WHIP	IP WLS BF H R ER SO BB IBB HBP BLK WP HR S P ERA WHIP	IP WLS BF H R ER SO BB IBB HBP BLK WP HR S P ERA WHIP	IP WLS BF H R ER SO BB IBB HBP BLK WP HR S P ERA WHIP	IP WLS BF H R ER SO BB IBB HBP BLK WP HR S P ERA WHIP	IP WLS BF H R ER SO BB IBB HBP BLK WP HR S P ERA WHIP	IP WLS BF H R ER SO BB IBB HBP BLK WP HR S P ERA WHIP	IP WLS BF H R ER SO BB IBB HBP BLK WP HR S P ERA WHIP	IP WLS BF H R ER SO BB IBB HBP BLK WP HR S P ERA WHIP	IP WLS BF H R ER SO BB IBB HBP BLK WP HR S P ERA WHIP	IP WLS BF H R ER SO BB IBB HBP BLK WP HR S P ERA WHIP	IP WLS BF H R ER SO BB IBB HBP BLK WP HR S P ERA WHIP	IP WLS BF H R ER SO BB IBB HBP BLK WP HR S P ERA WHIP	IP WLS BF H R ER SO BB IBB HBP BLK WP HR S P ERA WHIP	IP WLS BF H R ER SO BB IBB HBP BLK WP HR S P ERA WHIP	IP WLS BF H R ER SO BB IBB HBP BLK WP HR S P ERA WHIP	IP WLS BF H R ER SO BB IBB HBP BLK WP HR S P ERA WHIP	IP WLS BF H R ER SO BB IBB HBP BLK WP HR S P ERA WHIP	IP WLS BF H R ER SO BB IBB HBP BLK WP HR S P ERA WHIP	
Craig Lefferts, L ERA: 2.7	(1,1) 5.0	(1,1) 2.0	(1,1) 0.1	(1,1) 1.2	(1,1) 2.0	(1,1) 0.1	(1,1) 1.2	(1,1) 5.0	(1,1) 2.0	(1,1) 0.1	(1,1) 1.2	(1,1) 2.0	(1,1) 0.1	(1,1) 1.2	(1,1) 2.0	(1,1) 0.1	(1,1) 1.2	(1,1) 2.0	(1,1) 0.1	(1,1) 1.2	(1,1) 2.0
Mike Proby, R ERA: 3.53	(6,1) 7	(6,1) 4	(6,1) 0	(6,1) 1	(6,1) 2	(6,1) 0	(6,1) 1	(6,1) 7	(6,1) 4	(6,1) 0	(6,1) 1	(6,1) 2	(6,1) 0	(6,1) 1	(6,1) 2	(6,1) 0	(6,1) 1	(6,1) 2	(6,1) 0	(6,1) 1	(6,1) 2
Bill Campbell, R ERA: 3.68	(8,1) 1	(8,1) 0	(8,1) 0	(8,1) 0	(8,1) 1	(8,1) 0	(8,1) 0	(8,1) 1	(8,1) 0	(8,1) 0	(8,1) 0	(8,1) 1	(8,1) 0	(8,1) 0	(8,1) 1	(8,1) 0	(8,1) 0	(8,1) 1	(8,1) 0	(8,1) 0	(8,1) 1
Warren Brusstar, R ERA: 1.98	(8,1) 9	(8,1) 1	(8,1) 0	(8,1) 0	(8,1) 1	(8,1) 2	(8,1) 1	(8,1) 0	(8,1) 0	(8,1) 0	(8,1) 8	(8,1) 20	(8,1) 0.00	(8,1) 1.800	(8,1) 0.00	(8,1) 1.800	(8,1) 0.00	(8,1) 1.800	(8,1) 0.00	(8,1) 1.800	(8,1) 0.00

Philadelphia Phillies @ Chicago Cubs
Wrigley Field, Chicago, IL
Tue Aug 16 1983, 3:38 AM CDT
Att: 28,124 - Unknown

AB	31
R	6
H	6
RBI	6
BB	8
SO	2
LOB	14



Batter	1	2	3	4	5	6	7	8	9	AB	R	H	RBI	BB	SO	LOB	BOTTOM			
23 Ryne Sandberg, R OBP: 0.316, SLG: 0.376	(1,4) X 0-0 F8		(1,4) X 0-0 F9			(1,4) X 0-0 6-3		(1,4) X 0-0 E 1B	(1,4) X 0-0 G3	5	0	1	0	0	0	1				
Bill Buckner, L OBP: 0.310, SLG: 0.441	(1,3) H 1-0 CS HBP		(1,3) X 0-0 6-3			(1,3) X 0-0 1B 2B		(1,3) X 0-0 F7	(1,3) X 0-0 2B	4	1	2	1	0	0	2				
Keith Moreland, R OBP: 0.367, SLG: 0.450	(1,9) X 0-0 F9		(1,9) X 0-0 5-3			(1,9) X 0-0 2B 1B		(1,9) X 0-0 E6	(1,9) X 0-0 P4	5	0	1	0	0	0	4				
Leon Durham, L OBP: 0.375, SLG: 0.466 Bill Campbell, R OBP: 0.348, SLG: 0.459 Warren Brusstar, R OBP: 0.167, SLG: 0.091	(1,7) X 0-0 4-3		(1,7) X 0-0 4-3		(1,7) X 0-0 3-1		(1,7) X 0-0 K		(1,7) X 0-0 K	4	0	1	1	0	1	3				
Ron Cey, R OBP: 0.348, SLG: 0.459	(1,5) X 4-0 1B FC5-2 BB		(1,5) X 4-0 F8		(1,5) X 4-0 F8		(1,5) X 4-0 FC5-4 IBB		(1,5) X 0-0 F2	2	0	0	0	2	0	0				
Mel Hall, L OBP: 0.354, SLG: 0.445 Gary Woods, R OBP: 0.298, SLG: 0.325	(1,8) X 0-0 BB FC5-2 1B		(1,8) X 0-0 F7		(1,8) X 0-0 F7		(1,8) X 0-3 K		(1,8) X 0-3 K	3	0	1	0	0	1	3				
Steve Lake, R OBP: 0.307, SLG: 0.403	(1,2) X 0-0 FC5-2 BB		(1,2) X 0-0 5-3		(1,2) X 0-0 5-3		(1,2) X 0-0 FC5-4		(1,2) X 0-0 6-3	4	0	0	0	0	0	5				
Tom Verzyr, R OBP: 0.238, SLG: 0.273	(1,6) X 4-0 1-2 2-3 BB		(1,6) X 4-0 5-3		(1,6) X 0-0 5-3		(1,6) X 0-0 E 23 1B		(1,6) X 0-0 6-3	3	0	1	0	1	0	0				
Craig Lefferts, L OBP: 0.158, SLG: 0.111 Mike Proby, R OBP: 0.167, SLG: 0.091 Jerry Morales, R OBP: 0.256, SLG: 0.304	(1,1) X 0-3 K		(1,1) X 0-3 K		(1,1) X 0-3 4-3		(1,1) X 0-3 K		(1,1) X 0-0 23 G3 2B	2	0	0	0	0	1	3				
Inning Stats	R: 0 E: 0 K: 0 S: 2	H: 0 LOB: 0 BB: 0 P: 3	R: 0 E: 0 K: 1 S: 6	H: 1 LOB: 3 BB: 2 P: 14	R: 0 E: 0 K: 0 S: 3	H: 0 LOB: 0 BB: 0 P: 3	R: 0 E: 0 K: 0 S: 3	H: 0 LOB: 0 BB: 0 P: 3	R: 1 E: 0 K: 1 S: 8	H: 3 LOB: 3 BB: 1 P: 12	R: 0 E: 1 K: 2 S: 10	H: 2 LOB: 3 BB: 0 P: 10	R: 0 E: 0 K: 1 S: 5	H: 0 LOB: 0 BB: 0 P: 5	R: 1 E: 0 K: 0 S: 5	H: 2 LOB: 1 BB: 0 P: 5	1B: 5 2B: 3 3B: 0 HR: 0	SF: 0 SAC: 0 DP: 0 HBP: 1	WP: 0 PA: 39 PB: 0 SB: 0 CS: 1	
PITCHER	IP WLS BF H R ER SO BB IBB HBP BLK WP HR S P ERA WHIP	IP WLS BF H R ER SO BB IBB HBP BLK WP HR S P ERA WHIP	IP WLS BF H R ER SO BB IBB HBP BLK WP HR S P ERA WHIP	IP WLS BF H R ER SO BB IBB HBP BLK WP HR S P ERA WHIP	IP WLS BF H R ER SO BB IBB HBP BLK WP HR S P ERA WHIP	IP WLS BF H R ER SO BB IBB HBP BLK WP HR S P ERA WHIP	IP WLS BF H R ER SO BB IBB HBP BLK WP HR S P ERA WHIP	IP WLS BF H R ER SO BB IBB HBP BLK WP HR S P ERA WHIP	IP WLS BF H R ER SO BB IBB HBP BLK WP HR S P ERA WHIP	IP WLS BF H R ER SO BB IBB HBP BLK WP HR S P ERA WHIP	IP WLS BF H R ER SO BB IBB HBP BLK WP HR S P ERA WHIP	IP WLS BF H R ER SO BB IBB HBP BLK WP HR S P ERA WHIP	IP WLS BF H R ER SO BB IBB HBP BLK WP HR S P ERA WHIP	IP WLS BF H R ER SO BB IBB HBP BLK WP HR S P ERA WHIP	IP WLS BF H R ER SO BB IBB HBP BLK WP HR S P ERA WHIP	IP WLS BF H R ER SO BB IBB HBP BLK WP HR S P ERA WHIP	IP WLS BF H R ER SO BB IBB HBP BLK WP HR S P ERA WHIP	IP WLS BF H R ER SO BB IBB HBP BLK WP HR S P ERA WHIP	IP WLS BF H R ER SO BB IBB HBP BLK WP HR S P ERA WHIP	IP WLS BF H R ER SO BB IBB HBP BLK WP HR S P ERA WHIP
Kevin Gross, R ERA: 3.83	(1,1) 5.1	(1,1) 1.0	(1,1) 2.2	(1,1) 1	(1,1) 1	(1,1) 0	(1,1) 2	(1,1) 0	(1,1) 29	(1,1) 1.69	(1,1) 0.938	(1,1) 0.00	(1,1) 3.000	(1,1) 0.00	(1,1) 3.000	(1,1) 0.00	(1,1) 3.000	(1,1) 0.00	(1,1) 3.000	(1,1) 0.00
Willie Hernandez, L ERA: 2.97	(6,1) 7	(6,1) 3	(6,1) 0	(6,1) 0	(6,1) 2	(6,1) 0	(6,1) 1	(6,1) 0	(6,1) 10	(6,1) 14	(6,1) 0.00	(6,1) 3.000	(6,1) 0.00	(6,1) 3.000	(6,1) 0.00	(6,1) 3.000	(6,1) 0.00	(6,1) 3.000	(6,1) 0.00	(6,1) 3.000
Al Holland, L ERA: 2.32	(7,1) 11	(7,1) 2	(7,1) 1	(7,1) 1	(7,1) 2	(7,1) 0	(7,1) 0	(7,1) 0	(7,1) 15	(7,1) 15	(7,1) 3.38	(7,1) 0.750	(7,1) 0.00	(7,1) 0.750	(7,1) 0.00	(7,1) 0.750	(7,1) 0.00	(7,1) 0.750	(7,1) 0.00	(7,1) 0.750

Philadelphia Phillies @ Chicago Cubs
Wrigley Field, Chicago, IL
Tue Aug 16 1983, 3:38 AM CDT
Att: 28,124 - Unknown

AB	35
R	2
H	8
RBI	2
BB	3
SO	5
LOB	22



Batter	1	2	3	4	5	6	7	8	9	AB	R	H	RBI	BB	SO	LOB	TOP				
Greg Gross, L (1, 7) OBP: 0.405, SLG: 0.397										3	1	1	0	2	0	3	Philadelphia Phillies @ San Diego Padres Jack Murphy Stadium, San Diego, CA Wed Aug 17 1983, 10:05 PM EDT Att: 14,657 - Unknown				
Pete Rose, S (1, 3) OBP: 0.331, SLG: 0.308										5	0	1	1	0	1	3					
Bob Dernier, R (9, FR) OBP: 0.284, SLG: 0.290										0	0	0	0	0	0	0					
Joe Morgan, L (1, 4) OBP: 0.354, SLG: 0.356										4	1	1	2	1	0	1					
Mike Schmidt, R (1, 5) OBP: 0.386, SLG: 0.496										4	0	0	0	1	2	1					
Joe Lefebvre, L (1, 9) OBP: 0.426, SLG: 0.612										3	1	1	0	1	0	1					
Tony Perez, R (9, PH) OBP: 0.314, SLG: 0.397										1	0	0	0	0	0	2					
Garry Maddox, R (1, 8) OBP: 0.333, SLG: 0.404										4	0	1	0	1	0	5					
Bo Diaz, R (1, 2) OBP: 0.299, SLG: 0.367										3	0	0	0	1	0	2					
Ivan De Jesus, R (1, 6) OBP: 0.328, SLG: 0.319										3	0	1	1	0	0	1					
Charles Hudson, S (1, 1) OBP: 0.200, SLG: 0.135										2	0	0	0	0	2	3					
Von Hayes, L (7, PH) OBP: 0.333, SLG: 0.380										1	0	0	0	0	0	1					
Willie Hernandez, L (7, PH) OBP: 0.500, SLG: 0.500										0	0	0	0	0	0	0					
Ron Reed, R (8, PH) OBP: 0.200, SLG: 0.200										0	0	0	0	0	0	0					
Gary Matthews, R (9, PH) OBP: 0.360, SLG: 0.390										1	1	1	0	0	0	0					
Inning Stats	R: 0 E: 0 K: 0 S: 2	H: 0 LOB: 0 BB: 1 P: 6	R: 1 E: 0 K: 1 S: 8	H: 3 LOB: 3 BB: 1 P: 12	R: 0 E: 0 K: 1 S: 5	H: 0 LOB: 1 BB: 0 P: 5	R: 0 E: 0 K: 0 S: 3	H: 0 LOB: 1 BB: 1 P: 7	R: 0 E: 0 K: 2 S: 7	H: 0 LOB: 1 BB: 0 P: 7	R: 0 E: 0 K: 1 S: 5	H: 0 LOB: 1 BB: 1 P: 9	R: 0 E: 1 K: 0 S: 4	H: 0 LOB: 1 BB: 1 P: 8	R: 1 E: 0 K: 0 S: 4	H: 1 LOB: 1 BB: 1 P: 8	R: 2 E: 1 K: 0 S: 7	H: 3 LOB: 3 BB: 1 P: 11	1B: 6 2B: 0 3B: 0 HR: 1	SF: 0 SAC: 1 DP: 1 HBP: 0	WP: 0 PA: 42 PB: 0 SB: 1 CS: 0
PITCHER	IP WLS BF H R ER SO BB IBB HBP BLK WP HR S P ERA WHIP																				
Eric Show, R (1, 1) ERA: 3.66	5.0 W 21 3 1 1 4 4 0 0 0 0 0 0 25 41 1.80 1.400																				
Luis DeLeon, R (6, 1) ERA: 2.5	3.1 16 3 3 3 1 2 0 0 0 0 0 1 16 24 8.10 1.500																				
Sid Monge, L (9, 1) ERA: 2.94	0.1 2 1 0 0 0 0 0 0 0 0 0 0 2 2 0.00 3.000																				
Ed Whitson, R (9, 1) ERA: 4.92	0.0 1 0 0 0 0 1 0 0 0 0 0 0 0 4 ∞ ∞																				
Gary Lucas, L (9, 1) ERA: 2.91	0.1 S 2 0 0 0 0 0 0 0 0 0 0 0 2 2 0.00 0.000																				

Batter	1	2	3	4	5	6	7	8	9	AB	R	H	RBI	BB	SO	LOB	BOTTOM		
Bobby Brown, S (1, 7) OBP: 0.400, SLG: 0.492										3	0	1	2	1	0	1	Philadelphia Phillies @ San Diego Padres Jack Murphy Stadium, San Diego, CA Wed Aug 17 1983, 10:05 PM EDT Att: 14,657 - Unknown		
Sixto Lezcano, R (7, FR) OBP: 0.331, SLG: 0.338										0	1	0	0	0	0	0			
Alan Wiggins, S (1, 3) OBP: 0.358, SLG: 0.317										4	1	1	0	0	1	3			
Garry Templeton, S (1, 6) OBP: 0.292, SLG: 0.333										3	1	2	1	1	0	0			
Terry Kennedy, L (1, 2) OBP: 0.347, SLG: 0.427										4	0	2	2	0	0	1			
Tony Gwynn, L (1, 9) OBP: 0.337, SLG: 0.358										4	0	1	0	0	2	4			
Ruppert Jones, L (1, 8) OBP: 0.297, SLG: 0.367										4	0	0	0	0	1	1			
Tim Flannery, L (1, 5) OBP: 0.314, SLG: 0.352										2	0	0	0	0	1	0			
Luis Salazar, R (7, PH) OBP: 0.284, SLG: 0.364										2	0	0	0	0	1	0			
Juan Bonilla, R (1, 4) OBP: 0.323, SLG: 0.321										4	1	2	0	0	0	0			
Eric Show, R (1, 1) OBP: 0.218, SLG: 0.208										2	0	0	0	0	0	1			
Luis DeLeon, R (6, 1) OBP: 0.200, SLG: 0.200										1	1	1	0	0	0	0			
Sid Monge, S (9, 1) OBP: 0.167, SLG: 0.167										0	0	0	0	0	0	0			
Ed Whitson, R (9, 1) OBP: 0.179, SLG: 0.148										0	0	0	0	0	0	0			
Gary Lucas, L (9, 1) ERA: 3.0										0	0	0	0	0	0	0			
Inning Stats	R: 1 E: 1 K: 0 S: 5	H: 2 LOB: 1 BB: 0 P: 5	R: 0 E: 0 K: 2 S: 7	H: 0 LOB: 0 BB: 0 P: 7	R: 1 E: 0 K: 0 S: 4	H: 2 LOB: 1 BB: 1 P: 8	R: 0 E: 0 K: 1 S: 5	H: 0 LOB: 0 BB: 0 P: 5	R: 0 E: 0 K: 1 S: 6	H: 1 LOB: 1 BB: 0 P: 6	R: 0 E: 0 K: 0 S: 4	H: 1 LOB: 1 BB: 0 P: 4	R: 3 E: 0 K: 2 S: 11	H: 4 LOB: 3 BB: 1 P: 15	R: 0 E: 0 K: 0 S: 3	H: 0 LOB: 0 BB: 0 P: 3	1B: 6 2B: 3 3B: 1 HR: 0	SF: 0 SAC: 0 DP: 0 HBP: 0	WP: 0 PA: 35 PB: 0 SB: 1 CS: 2
PITCHER	IP WLS BF H R ER SO BB IBB HBP BLK WP HR S P ERA WHIP																		
Charles Hudson, R (1, 1) ERA: 3.25	6.0 L 24 6 2 2 4 1 0 0 0 0 0 0 31 35 27.00 4.000																		
Willie Hernandez, L (7, 1) ERA: 3.28	1.0 8 4 3 3 2 0 1 0 0 0 0 0 11 15 27.00 4.000																		
Ron Reed, R (8, 1) ERA: 3.0	1.0 3 0 0 0 0 0 0 0 0 0 0 0 3 3 0.00 0.000																		

Batter	1	2	3	4	5	6	7	8	9	10	AB	R	H	RBI	BB	SO	LOB	TOP				
Greg Gross, L OBP: 0.400, SLG: 0.392 Gary Matthews, R OBP: 0.370, SLG: 0.394	(1, 7) 0-3 K		(1, 3) 4-3			(1, 3) 1B SF8 BB		(1, 3) 1B 1B	(1, 3) 1B 1B		2	0	0	0	0	1	1	Philadelphia Phillies @ San Diego Padres Jack Murphy Stadium, San Diego, CA Thu Aug 18 1983, 6:33 AM EDT Att: 9,755 - Unknown livebaseballscorecards.com				
Pete Rose, S OBP: 0.332, SLG: 0.309	(1, 3) 0-0 5-3			(1, 3) 4-3		(1, 3) 1B S		(1, 3) 1B 1B	(1, 3) L7		5	0	2	0	0	0	3					
Joe Morgan, L OBP: 0.353, SLG: 0.356 Kiko Garcia, R OBP: 0.360, SLG: 0.473	(1, 4) 0-0 4-3			(1, 4) 4-3		(1, 4) 1B SF8		(1, 4) 1B 1B	(1, 4) 4-3		3	0	1	2	0	1	0					
Mike Schmidt, R OBP: 0.386, SLG: 0.494		(1, 5) 0-0 P4		(1, 5) 1B S BB		(1, 5) 1B K		(1, 5) 1B F3		(1, 5) 1B FC6 SH5-4	4	0	1	0	1	1	3					
Joe Lefebvre, L OBP: 0.180, SLG: 0.596 Al Holland, R	(1, 9) 0-3 K			(1, 9) 4-3		(1, 9) 1B K		(1, 9) 1B K		(1, 9) 1B SH5-4	4	0	0	0	0	4	4					
Bob Dernier, R OBP: 0.294, SLG: 0.290 Ron Reed, R OBP: 0.200, SLG: 0.200	(10, PH) 1-2 K			(10, PH) 1-2 K				(10, PH) 1-2 K		(10, PH) 1-2 1B	0	0	0	0	0	0	0					
Garry Maddox, R OBP: 0.327, SLG: 0.396	(1, 8) 0-0 6-3					(1, 8) 1B E3 5-3		(1, 8) 1B F7		(1, 8) 1B FC6 HR	5	1	0	0	0	0	3					
Bo Diaz, R OBP: 0.301, SLG: 0.374			(1, 2) 0-0 P4			(1, 2) 1B 5-3		(1, 2) 1B F8		(1, 2) 1B SH1-4 BB	4	1	1	2	1	0	1					
Ivan De Jesus, R OBP: 0.332, SLG: 0.324						(1, 6) 1B SH1-4		(1, 6) 1B FC6-4		(1, 6) 1B SH1-4	4	0	3	0	0	0	0					
John Denny, R OBP: 0.180, SLG: 0.167 Von Hayes, L OBP: 0.335, SLG: 0.380	(1, 1) 1-2 SH1-4					(1, 1) 1B 6-3		(1, 1) 1B FC6-4		(1, 1) 1B IBB	2	0	0	0	0	0	2					
Inning Stats	R: 0 E: 0 K: 1 S: 5	H: 0 LOB: 0 BB: 0 P: 5	R: 0 E: 0 K: 1 S: 5	H: 0 LOB: 0 BB: 0 P: 5	R: 0 E: 0 K: 0 S: 4	H: 1 LOB: 1 BB: 0 P: 4	R: 0 E: 0 K: 2 S: 7	H: 0 LOB: 1 BB: 1 P: 11	R: 0 E: 1 K: 0 S: 4	H: 1 LOB: 1 BB: 0 P: 4	R: 1 E: 0 K: 0 S: 8	H: 1 LOB: 1 BB: 0 P: 12	R: 0 E: 0 K: 1 S: 8	H: 3 LOB: 2 BB: 0 P: 8	R: 0 E: 0 K: 0 S: 4	H: 1 LOB: 3 BB: 2 P: 12	R: 2 E: 0 K: 0 S: 5	H: 2 LOB: 0 BB: 0 P: 5	1B: 9 2B: 0 3B: 0 HR: 1	SF: 1 SAC: 3 DP: 0 HBP: 0	WP: 0 PB: 0 SB: 2 CS: 0	PA: 44
PITCHER	IP	WLS	BF	H	R	ER	SO	BB	IBB	HBP	BLK	WP	HR	S	P	ERA	WHIP					
John Montefusco, R ERA: 3.36	(1, 1) 3.2		13	1	0	0	3	1	0	0	0	0	0	18	22	0.00	0.545					
Sid Monge, L ERA: 2.93	(4, 1) 3.1		14	3	1	1	3	1	0	0	0	0	0	19	23	2.70	1.200					
Ed Whilton, R ERA: 4.96	(8, 1) 1.0		7	3	1	1	1	1	0	0	0	0	0	8	12	9.00	4.000					
Elias Sosa, R ERA: 4.32	(9, 1) 1.0		5	1	0	0	0	0	1	0	0	0	0	4	8	0.00	1.000					
Gary Lucas, L ERA: 3.14	(10, 1) 1.0	L	5	2	2	2	0	0	0	0	0	0	1	5	5	18.00	2.000					

Batter	1	2	3	4	5	6	7	8	9	10	AB	R	H	RBI	BB	SO	LOB	BOTTOM			
Gene Richards, L OBP: 0.323, SLG: 0.385	(1, 7) 0-0 1B CS		(1, 7) 0-0 P6			(1, 7) 1B 4-3		(1, 7) 1B 1B		(1, 7) 1B E5	5	1	2	0	0	0	1	Philadelphia Phillies @ San Diego Padres Jack Murphy Stadium, San Diego, CA Thu Aug 18 1983, 6:33 AM EDT Att: 9,755 - Unknown livebaseballscorecards.com			
Alan Wiggins, S OBP: 0.359, SLG: 0.321	(1, 3) 0-3 K		(1, 3) 0-0 4-3			(1, 3) 1B 4-3		(1, 3) 1B 1B		(1, 3) 1B S 2B	5	0	2	1	0	1	2				
Garry Templeton, S OBP: 0.291, SLG: 0.329	(1, 6) 0-0 4-3					(1, 6) 1B E3 BB		(1, 6) 1B F7		(1, 6) 1B S IBB	4	0	0	0	1	1	1				
Terry Kennedy, L OBP: 0.348, SLG: 0.425		(1, 2) 0-0 3-1		(1, 2) 1B 4-0		(1, 2) 1B 2B 1B		(1, 2) 1B K		(1, 2) 1B K	4	0	1	0	1	2	2				
Tony Gwynn, L OBP: 0.333, SLG: 0.360		(1, 9) 0-0 G3		(1, 9) 1B 0-3		(1, 9) 1B L8		(1, 9) 1B 1B		(1, 9) 1B 5-3	5	1	1	0	0	1	5				
Ruppert Jones, L OBP: 0.301, SLG: 0.372 Sixto Lezcano, R OBP: 0.332, SLG: 0.339	(1, 8) 4-0 WP BB		(1, 8) 4-0 L8			(1, 8) 1B 1-3 2B		(1, 8) 1B 2B		(1, 8) 1B FC4-6	2	0	1	0	1	0	2				
Tim Flannery, L OBP: 0.318, SLG: 0.351 Kurt Bevacqua, R OBP: 0.357, SLG: 0.374	(1, 5) 4-0 BB		(1, 5) 4-0 L8			(1, 5) 1B 1-3 2B		(1, 5) 1B F5		(1, 5) 1B F8	1	0	0	0	2	0	2				
Juan Bonilla, R OBP: 0.321, SLG: 0.318	(1, 4) 0-3 K					(1, 4) 1B 4-3 SH2-4 BB		(1, 4) 1B FC6		(1, 4) 1B FC4-6	4	0	0	0	1	2	6				
John Montefusco, R ERA: 3.36 Sid Monge, L ERA: 2.93 Luis Salazar, R ERA: 2.26 Ed Whilton, R ERA: 4.96 Elias Sosa, R ERA: 4.32 Mario Ramirez, R ERA: 4.32 Gary Lucas, L ERA: 3.14	(1, 1) 0-0 K		(1, 1) 0-3 SH2-4			(1, 1) 1B 1-2		(1, 1) 1B K		(1, 1) 1B L6	1	0	0	0	0	1	0				
Inning Stats	R: 0 E: 0 K: 1 S: 5	H: 1 LOB: 2 BB: 2 P: 13	R: 0 E: 0 K: 1 S: 5	H: 0 LOB: 0 BB: 0 P: 5	R: 0 E: 0 K: 1 S: 6	H: 0 LOB: 2 BB: 1 P: 10	R: 0 E: 0 K: 0 S: 3	H: 2 LOB: 3 BB: 1 P: 11	R: 0 E: 0 K: 1 S: 6	H: 2 LOB: 1 BB: 0 P: 6	R: 1 E: 0 K: 1 S: 7	H: 2 LOB: 1 BB: 0 P: 7	R: 1 E: 1 K: 1 S: 7	H: 1 LOB: 2 BB: 1 P: 11	R: 0 E: 0 K: 1 S: 5	H: 0 LOB: 0 BB: 0 P: 5	1B: 5 2B: 3 3B: 0 HR: 0		SF: 0 SAC: 1 DP: 0 HBP: 0	WP: 1 PB: 0 SB: 3 CS: 1	PA: 44
PITCHER	IP	WLS	BF	H	R	ER	SO	BB	IBB	HBP	BLK	WP	HR	S	P	ERA	WHIP				
John Denny, R ERA: 2.39	(1, 1) 7.1		32	6	1	1	7	4	0	0	0	1	0	41	61	1.23	1.364				
Al Holland, L ERA: 2.26	(8, 1) 1.2	W	9	2	1	0	1	0	1	0	0	0	0	10	14	0.00	1.200				
Ron Reed, R ERA: 2.95	(10, 1) 1.0	S	3	0	0	0	1	0	0	0	0	0	0	5	5	0.00	0.000				



Batter	1	2	3	4	5	6	7	8	9	AB	R	H	RBI	BB	SO	LOB	TOP					
Greg Gross, L (1,7) OBP: 0.397, SLG: 0.388	F8			4-3		4-3			G6-4-3 1B	4	0	1	0	0	0	1	Philadelphia Phillies @ Los Angeles Dodgers Dodger Stadium, Los Angeles, CA Fri Aug 19 1983, 7:05 PM PDT Att: 45,633 - Unknown					
Pete Ross, S (1,3) OBP: 0.323, SLG: 0.306	L7			K			K		G6-4-3 1-2	4	0	0	0	0	2	1						
Joe Morgan, L (1,4) OBP: 0.350, SLG: 0.352	F5			F8			F8			3	0	0	0	0	0	0						
Mike Schmidt, R (1,5) OBP: 0.387, SLG: 0.494 Von Hayes, L (4,9) OBP: 0.323, SLG: 0.377					4-3		4-3			0	0	0	0	1	0	0						
Joe Lefebvre, L (1,9) OBP: 0.409, SLG: 0.584										2	0	0	0	0	0	0						
Joe Lefebvre, L (4,5)					L9				F7	3	0	0	0	0	1	1						
Gary Maddox, R (1,8) OBP: 0.323, SLG: 0.391										3	0	0	0	0	1	0						
Bo Diaz, R (1,2) OBP: 0.301, SLG: 0.374										3	0	1	0	0	0	0						
Ivan De Jesus, R (1,6) OBP: 0.329, SLG: 0.321										3	0	0	0	0	0	1						
Steve Carlton, L (1,1) OBP: 0.203, SLG: 0.256 Gary Matthews, R (9,PH) OBP: 0.369, SLG: 0.393										2	0	1	0	0	0	0						
										1	0	0	0	0	0	0						
Inning Stats	R: 0 E: 0 K: 0 S: 3	H: 0 LOB: 0 BB: 0 P: 3	R: 0 E: 0 K: 2 S: 6	H: 0 LOB: 0 BB: 1 P: 10	R: 0 E: 0 K: 2 S: 7	H: 0 LOB: 0 BB: 0 P: 7	R: 0 E: 0 K: 0 S: 3	H: 0 LOB: 0 BB: 0 P: 5	R: 0 E: 0 K: 1 S: 5	H: 0 LOB: 0 BB: 0 P: 3	R: 0 E: 0 K: 0 S: 4	H: 1 LOB: 1 BB: 0 P: 4	R: 0 E: 0 K: 1 S: 5	H: 0 LOB: 0 BB: 0 P: 5	R: 0 E: 0 K: 0 S: 4	H: 1 LOB: 1 BB: 0 P: 4	R: 0 E: 0 K: 0 S: 3	H: 1 LOB: 0 BB: 0 P: 3	1B: 3 2B: 0 3B: 0 HR: 0	SF: 0 SAC: 0 DP: 1 HBP: 0	WP: 0 PB: 0 SB: 0 CS: 1	PA: 29
PITCHER Alejandro Pena, R (1,1) ERA: 2.38	IP: 9.0 WLS: W BF: 29 H: 3 R: 0 ER: 0 SO: 4 BB: 1 IBB: 0 HBP: 0 BLK: 0 WP: 0 HR: 0 S: 36 P: 40 ERA: 0.00 WHIP: 0.444																					

Batter	1	2	3	4	5	6	7	8	9	AB	R	H	RBI	BB	SO	LOB	BOTTOM					
Steve Sax, R (1,4) OBP: 0.341, SLG: 0.357	G3					6-3				4	0	1	1	0	1	0	Philadelphia Phillies @ Los Angeles Dodgers Dodger Stadium, Los Angeles, CA Fri Aug 19 1983, 7:05 PM PDT Att: 45,633 - Unknown					
Bill Russell, R (1,6) OBP: 0.325, SLG: 0.323	F7				1-3					4	0	1	0	0	0	1						
Dusty Baker Jr., R (1,7) OBP: 0.348, SLG: 0.413										2	0	0	0	2	0	1						
Pedro Guerrero, R (1,5) OBP: 0.359, SLG: 0.519										4	0	0	0	0	0	3						
Mike Marshall, R (1,3) OBP: 0.345, SLG: 0.416										3	1	1	0	1	1	1						
Candy Maldonado, R (1,9) OBP: 0.280, SLG: 0.340										4	0	1	0	0	0	2						
Derrel Thomas, S (1,8) OBP: 0.348, SLG: 0.346										3	1	1	0	0	0	1						
Jack Fimple, R (1,2) OBP: 0.286, SLG: 0.383										3	1	1	1	0	2	1						
Alejandro Pena, R (1,1) OBP: 0.125, SLG: 0.200										3	0	0	0	0	2	2						
Inning Stats	R: 0 E: 0 K: 0 S: 3	H: 0 LOB: 1 BB: 1 P: 7	R: 0 E: 0 K: 1 S: 5	H: 0 LOB: 0 BB: 0 P: 5	R: 0 E: 0 K: 2 S: 7	H: 0 LOB: 0 BB: 0 P: 7	R: 0 E: 0 K: 0 S: 3	H: 0 LOB: 0 BB: 1 P: 7	R: 0 E: 0 K: 0 S: 8	H: 1 LOB: 1 BB: 0 P: 8	R: 0 E: 0 K: 0 S: 4	H: 1 LOB: 1 BB: 0 P: 4	R: 3 E: 1 K: 1 S: 8	H: 3 LOB: 1 BB: 1 P: 12	R: 0 E: 0 K: 0 S: 4	H: 1 LOB: 1 BB: 0 P: 4		R: 0 E: 0 K: 0 S: 4	H: 1 LOB: 1 BB: 0 P: 4	1B: 6 2B: 0 3B: 0 HR: 0	SF: 0 SAC: 0 DP: 0 HBP: 0	WP: 0 PB: 1 SB: 1 CS: 0
PITCHER Steve Carlton, L (1,1) ERA: 2.81	IP: 8.0 WLS: L BF: 33 H: 6 R: 3 ER: 2 SO: 6 BB: 3 IBB: 0 HBP: 0 BLK: 0 WP: 0 HR: 0 S: 42 P: 54 ERA: 2.25 WHIP: 1.125																					

Batter	1	2	3	4	5	6	7	8	9	AB	R	H	RBI	BB	SO	LOB	TOP				
Bob Dernier, R OBP: 0.285, SLG: 0.291 Bo Diaz, R OBP: 0.303, SLG: 0.379 Von Hayes, L OBP: 0.333, SLG: 0.377	5-3		FC5-4 1B		L4			1B 1B 2B		3	0	1	0	0	0	0	3				
Pete Ross, S OBP: 0.328, SLG: 0.303 Larry Andersen, R	F9		FC5-4 1-2			FC3-6 BB		6-3		3	0	0	1	1	0	2	3				
Gary Matthews, R OBP: 0.368, SLG: 0.391	G3			L8		FC3-6 1-2		1B 1B		4	0	1	0	0	0	1	4				
Mike Schmidt, R OBP: 0.388, SLG: 0.501		F7		HR		K		1B 1B		4	1	2	2	0	1	1	4				
Garry Maddox, R OBP: 0.325, SLG: 0.392		1B		1B		F9		P6		4	0	2	0	0	0	3	4				
Ozzie Virgil, R OBP: 0.258, SLG: 0.357 Joe Lefebvre, L OBP: 0.407, SLG: 0.581	K		K				FC4-6 1B	K		3	0	1	0	0	2	2	3				
Kiko Garcia, R OBP: 0.346, SLG: 0.454	P3			5-3			FC4-6 1B G5-4-3		4-3	4	0	0	0	0	0	3	4				
Ivan De Jesus, R OBP: 0.328, SLG: 0.321			K			G1-6-3 1B		G5-4-3		4	0	1	0	0	2	1	4				
Marty Bystrom, R Tug McGraw, L Steve Jeltz, S Ron Reed, R Tony Perez, R	K		K		G1-6-3 1B			2B 6-3 BB		1	0	0	0	0	1	0	1				
Inning Stats	R: 0 E: 0 K: 0 S: 3	H: 0 LOB: 0 BB: 0 P: 3	R: 0 E: 0 K: 1 S: 6	H: 1 LOB: 1 BB: 0 P: 6	R: 0 E: 0 K: 2 S: 8	H: 1 LOB: 1 BB: 0 P: 8	R: 1 E: 0 K: 1 S: 7	H: 2 LOB: 1 BB: 0 P: 7	R: 0 E: 0 K: 1 S: 5	H: 0 LOB: 1 BB: 1 P: 9	R: 0 E: 0 K: 0 S: 3	H: 1 LOB: 0 BB: 0 P: 3	R: 2 E: 0 K: 1 S: 8	H: 3 LOB: 2 BB: 1 P: 12	R: 0 E: 0 K: 2 S: 7	H: 0 LOB: 0 BB: 0 P: 7	1B: 7 2B: 1 3B: 0 HR: 1	SF: 0 SAC: 0 DP: 2 HBP: 0	WP: 0 PB: 0 SB: 0 CS: 0	PA: 36	
PITCHER	IP	WLS	BF	H	R	ER	SO	BB	IBB	HBP	BLK	WP	HR	S	P	ERA	WHIP				
Fernando Valenzuela, L ERA: 3.72 Tom Niedtner, R ERA: 1.44 Steve Howe, L ERA: 1.67	7.1	W	30	8	3	3	5	2	0	0	0	0	1	38	46	3.68	1.364				
	0.1		2	1	0	0	0	0	0	0	0	0	0	2	2	0.00	3.000				
	1.1	S	4	0	0	0	3	0	0	0	0	0	0	10	10	0.00	0.000				

Philadelphia Phillies @ Los Angeles Dodgers
 Dodger Stadium, Los Angeles, CA
 Sat Aug 20 1983, 7:05 PM PDT
 Att: 48,986 - Unknown

AB 34
 R 3
 H 9
 RBI 3
 BB 2
 SO 8
 LOB 16



Batter	1	2	3	4	5	6	7	8	9	AB	R	H	RBI	BB	SO	LOB	BOTTOM				
Steve Sax, R OBP: 0.346, SLG: 0.363	S 1B	E S 1B		CS 1B			CS 1B			4	1	4	0	0	0	0	4				
Bill Russell, R OBP: 0.324, SLG: 0.322	PB E 1B	F8		P6			6-3			4	1	1	1	0	0	3	4				
Dusty Baker Jr., R OBP: 0.347, SLG: 0.411	5-3		1B BB 1B		K			K		4	1	1	0	0	2	1	4				
Pedro Guerrero, R OBP: 0.358, SLG: 0.516	E6 1B		BB E 1-4-3-5 1B		F8			F9		4	1	1	1	0	0	0	4				
Ken Landreaux, L OBP: 0.339, SLG: 0.479	F3		E3 BB		4-3			F8		4	0	0	0	0	0	3	4				
Mike Marshall, R OBP: 0.345, SLG: 0.415 Derrel Thomas, S OBP: 0.348, SLG: 0.346			K			K				3	0	1	1	0	2	3	3				
Greg Brock, L OBP: 0.326, SLG: 0.407	F8					K		K		2	0	0	1	1	1	1	2				
Jack Fimple, R OBP: 0.273, SLG: 0.365		6-3	L4-3-5		L9					3	0	0	0	0	0	3	3				
Fernando Valenzuela, L OBP: 0.237, SLG: 0.311 Tom Niedtner, R OBP: 0.250, SLG: 0.143		F6			F9			K		3	0	0	0	0	1	0	3				
Inning Stats	R: 3 E: 1 K: 0 S: 7	H: 3 LOB: 1 BB: 0 P: 7	R: 0 E: 0 K: 0 S: 4	H: 1 LOB: 0 BB: 0 P: 4	R: 1 E: 1 K: 1 S: 7	H: 2 LOB: 2 BB: 1 P: 11	R: 0 E: 0 K: 0 S: 3	H: 1 LOB: 0 BB: 0 P: 3	R: 0 E: 0 K: 2 S: 7	H: 0 LOB: 0 BB: 0 P: 7	R: 0 E: 0 K: 1 S: 5	H: 1 LOB: 0 BB: 0 P: 5	R: 0 E: 0 K: 1 S: 5	H: 0 LOB: 0 BB: 0 P: 5	R: 0 E: 0 K: 1 S: 5	H: 0 LOB: 0 BB: 0 P: 5	1B: 8 2B: 1 3B: 0 HR: 0	SF: 0 SAC: 0 DP: 1 HBP: 0	WP: 0 PB: 1 SB: 3 CS: 2	PA: 32	
PITCHER	IP	WLS	BF	H	R	ER	SO	BB	IBB	HBP	BLK	WP	HR	S	P	ERA	WHIP				
Marty Bystrom, R ERA: 5.0 Tug McGraw, L ERA: 2.84 Ron Reed, R ERA: 2.82 Larry Andersen, R ERA: 4.5	2.0	L	13	6	4	2	0	1	0	0	0	0	0	8	12	9.00	3.000				
	3.0		9	1	0	0	4	0	0	0	0	0	0	17	17	0.00	0.333				
	1.0		3	0	0	0	1	0	0	0	0	0	0	5	5	0.00	0.000				

Philadelphia Phillies @ Los Angeles Dodgers
 Dodger Stadium, Los Angeles, CA
 Sat Aug 20 1983, 7:05 PM PDT
 Att: 48,986 - Unknown

AB 31
 R 4
 H 8
 RBI 4
 BB 1
 SO 6
 LOB 14



Batter	1	2	3	4	5	6	7	8	9	AB	R	H	RBI	BB	SO	LOB	TOP										
Bob Dernier, R (1, 9) OBP: 0.286, SLG: 0.291 Pete Rose, S (9, PH) OBP: 0.328, SLG: 0.303	0-0 4-3 1B		0-3 K			0-3 K			0-0 L9	3	0	1	0	0	2	0											
Kiko Garcia, R (1, 4) OBP: 0.346, SLG: 0.450 Von Hayes, L (9, PH) OBP: 0.335, SLG: 0.379	0-0 4-3 1B			0-0 G5-3 1B		0-0 5-3			0-0 1B 1B	3	0	1	0	0	0	1											
Gary Matthews, R (1, 7) OBP: 0.366, SLG: 0.390	0-0 F7			0-0 G5-3 1B			0-3 K		0-3 K	4	0	1	0	0	2	2											
Mike Schmidt, R (1, 5) OBP: 0.386, SLG: 0.497 Steve Jeltz, S (7, 4) Joe Lefebvre, L (9, PH) OBP: 0.410, SLG: 0.583	0-0 6-3			0-0 G5-3			0-3 K		0-0 BB 1B	3	0	0	0	0	1	3											
Tony Perez, R (1, 3) OBP: 0.315, SLG: 0.390		0-0 4-3		0-0 6-3			0-3 K		4-0 FC6-4 BB	3	0	0	0	1	1	1											
Gary Maddox, R (1, 8) OBP: 0.320, SLG: 0.386		0-0 5-3			0-0 5-3			0-0 F9	0-0 FC6-4	4	0	0	0	0	0	3											
Bo Diaz, R (1, 2) OBP: 0.300, SLG: 0.375		0-0 6-3			0-0 6-3			0-3 K		3	0	0	0	0	1	0											
Ivan De Jesus, R (1, 6) OBP: 0.331, SLG: 0.323			0-0 CS 1B		0-0 6-3			0-0 1B		3	0	2	0	0	0	0											
Kevin Gross, R (1, 1) OBP: 0.105, SLG: 0.158 Willie Hernandez, L (6, 1) OBP: 0.200, SLG: 0.200 Ron Reed, R (6, 1) OBP: 0.200, SLG: 0.200 Greg Gross, L (8, PH) OBP: 0.394, SLG: 0.386 Al Holland, R (8, 1)			0-3 K			0-3 K		0-0 F7		2	0	0	0	0	2	1											
Inning Stats	R: 0 E: 0 K: 0 S: 4	H: 1 LOB: 1 BB: 0 P: 4	R: 0 E: 0 K: 0 S: 3	H: 0 LOB: 0 BB: 0 P: 3	R: 0 E: 0 K: 2 S: 7	H: 1 LOB: 0 BB: 0 P: 7	R: 0 E: 0 K: 0 S: 4	H: 2 LOB: 1 BB: 0 P: 4	R: 0 E: 0 K: 0 S: 3	H: 0 LOB: 0 BB: 0 P: 3	R: 0 E: 0 K: 3 S: 9	H: 0 LOB: 0 BB: 0 P: 9	R: 0 E: 0 K: 1 S: 6	H: 1 LOB: 1 BB: 0 P: 6	R: 0 E: 0 K: 1 S: 7	H: 2 LOB: 3 BB: 1 P: 11	1B: 7 2B: 0 3B: 0 HR: 0	SF: 0 SAC: 0 DP: 1 HBP: 0	WP: 0 PB: 0 SB: 0 CS: 1	PA: 33							
PITCHER	IP	WLS	BF	H	R	ER	SO	BB	IBB	HBP	BLK	WP	HR	S	P	ERA	WHIP										
Rick Honeycutt, L (1, 1) ERA: 2.33 Tom Niedenfuer, R (8, 1) ERA: 1.4	7.0	W	23	4	0	0	7	0	0	0	0	0	0	37	37	0.00	0.571										

Philadelphia Phillies @ Los Angeles Dodgers
Dodger Stadium, Los Angeles, CA
Sun Aug 21 1983, 3:33 AM PDT
Att: 42,946 - Unknown

AB 32
R 0
H 7
RBI 0
BB 1
SO 9
LOB 12



Batter	1	2	3	4	5	6	7	8	9	AB	R	H	RBI	BB	SO	LOB	BOTTOM										
Steve Sax, R (1, 4) OBP: 0.351, SLG: 0.364	4-0 CS BB		4-0 FC2-5 BB		4-0 S BB	0-0 FC6-4 1B				1	0	1	1	3	0	0											
Bill Russell, R (1, 6) OBP: 0.320, SLG: 0.318 Dave Anderson, R (9, 6) OBP: 0.214, SLG: 0.250	0-3 K		0-0 FC2-5 G4-3		0-0 F2	0-0 F7				4	0	0	0	0	1	6											
Dusty Baker Jr., R (1, 7) OBP: 0.347, SLG: 0.408 Derrel Thomas, S (7, 7) OBP: 0.348, SLG: 0.346	4-0 BB		0-0 G4-3		0-0 F8	0-0 FC6-4				3	0	0	0	1	0	5											
Pedro Guerrero, R (1, 5) OBP: 0.359, SLG: 0.515	0-3 K			0-0 HR 1B		4-0 S 1B BB			0-0 F8	3	2	1	0	1	1	2											
Ken Landreaux, L (1, 8) OBP: 0.338, SLG: 0.477	0-3 K			0-3 K		0-3 K			0-0 G4-6-3 1B	4	0	1	0	0	3	4											
Mike Marshall, R (1, 9) OBP: 0.347, SLG: 0.424 Tom Niedenfuer, R (8, 1)		0-3 K		0-0 HR		4-0 1B 1B IBB			0-0 G4-6-3	3	2	1	2	1	1	1											
Greg Brock, L (1, 3) OBP: 0.325, SLG: 0.405		0-0 F8		0-0 4-3		0-0 1B E 1B			0-3 K	4	1	1	1	0	1	0											
Jack Fimple, R (1, 2) OBP: 0.271, SLG: 0.358		0-3 K2-3		0-0 6-3		0-0 E 1B			0-3 K	4	1	1	1	0	2	0											
Rick Honeycutt, L (1, 1) OBP: 0.333, SLG: 0.333 Candy Maldonado, R (8, 9) OBP: 0.255, SLG: 0.333			0-0 FC2-5 BB 1B		0-0 4-3	0-0 E6 1B			0-3 K	3	0	1	1	0	0	1											
Inning Stats	R: 0 E: 0 K: 3 S: 9	H: 0 LOB: 2 BB: 2 P: 17	R: 0 E: 0 K: 2 S: 7	H: 0 LOB: 0 BB: 0 P: 7	R: 0 E: 0 K: 1 S: 7	H: 1 LOB: 1 BB: 0 P: 7	R: 2 E: 0 K: 1 S: 7	H: 2 LOB: 0 BB: 0 P: 7	R: 0 E: 0 K: 0 S: 3	H: 0 LOB: 1 BB: 1 P: 7	R: 4 E: 1 K: 1 S: 9	H: 3 LOB: 2 BB: 2 P: 17	R: 0 E: 0 K: 0 S: 3	H: 1 LOB: 0 BB: 0 P: 3	R: 0 E: 0 K: 3 S: 9	H: 0 LOB: 0 BB: 0 P: 9	1B: 6 2B: 0 3B: 0 HR: 1	SF: 0 SAC: 0 DP: 2 HBP: 0	WP: 0 PB: 0 SB: 3 CS: 1	PA: 36							
PITCHER	IP	WLS	BF	H	R	ER	SO	BB	IBB	HBP	BLK	WP	HR	S	P	ERA	WHIP										
Kevin Gross, R (1, 1) ERA: 4.15 Willie Hernandez, L (6, 1) ERA: 3.39 Ron Reed, R (6, 1) ERA: 2.75 Al Holland, L (8, 1) ERA: 2.23	5.1	L	24	3	4	4	7	5	1	0	0	0	0	3	3	-	-										

Philadelphia Phillies @ Los Angeles Dodgers
Dodger Stadium, Los Angeles, CA
Sun Aug 21 1983, 3:33 AM PDT
Att: 42,946 - Unknown

AB 30
R 6
H 7
RBI 6
BB 6
SO 10
LOB 19



Batter	1	2	3	4	5	6	7	8	9	AB	R	H	RBI	BB	SO	LOB	TOP					
Greg Gross, L (1, 8) OBP: 0.391, SLG: 0.378	X 0-0 F9 ①		X 0-0 3-1 ①		X 4-0 1B SF9 BB	X 0-0 6-3 ③		X 0-0 L3 ①	X 3 1 0 0 1 0 1								Philadelphia Phillies @ San Francisco Giants Candlestick Park, San Francisco, CA Mon Aug 22 1983, 10:05 PM EDT Att: 16,048 - Unknown					
Tug McGraw, R (6, 1) OBP: 0.333, SLG: 0.333	(6, 1) F9								0 0 0 0 0 0 0 0													
Ron Reed, R (6, 1) OBP: 0.200, SLG: 0.200	(6, 1)								0 0 0 0 0 0 0 0													
Willie Hernandez, L (6, 1) OBP: 0.500, SLG: 0.500	(6, 1)								0 0 0 0 0 0 0 0													
Kiko Garcia, R (9, PH) OBP: 0.343, SLG: 0.446	(9, PH)								1 0 0 0 0 0 0 0													
Pete Rose, S (1, 3) OBP: 0.326, SLG: 0.301	X 0-0 4-3 ②		X 0-0 F8 ②		X 0-0 1-3 1B		X 0-0 4-3 ①	X 0-0 F9 ②	5 0 1 1 0 0 0 0													
Joe Morgan, L (1, 4) OBP: 0.351, SLG: 0.354	X 0-0 1B 1B		X 0-0 1B 1B		X 0-0 SF9 ②		X 0-3 K ②	X 0-0 F5 ③	4 0 2 1 0 1 0													
Joe Lefebvre, L (1, 5) OBP: 0.418, SLG: 0.594	X 0-0 1B		X 0-0 1B		X 0-0 3-H F5 ③		X 0-0 2B		4 1 3 0 0 0 1													
Gary Matthews, R (1, 7) OBP: 0.368, SLG: 0.394	X 0-0 4-3 ③				X 0-0 5-3 ①		X 0-0 HR 1B	X 0-0 2B	4 1 2 1 0 0 2													
Von Hayes, L (1, 9) OBP: 0.337, SLG: 0.389		X 4-0 BB		X 0-0 3-1 ②		X 0-0 HR 1B	X 0-3 2-H K ③		3 1 1 2 1 1 1													
Bo Diaz, R (1, 2) OBP: 0.300, SLG: 0.382	X 0-0 F7 ①		X 0-0 HR		X 0-0 4-3 ①		X 0-0 6-3 ①		4 1 1 1 0 0 1													
Ivan De Jesus, R (1, 6) OBP: 0.326, SLG: 0.320		X 0-3 K ②		X 0-0 4-3 ③		X 0-0 L7 ②	X 0-0 L4 ②		4 0 0 0 0 1 1													
Charles Hudson, S (1, 1) OBP: 0.195, SLG: 0.132		X 0-3 K ③				X 0-3 K ①	X 0-0 E8 1B		1 0 0 0 0 1 1													
Steve Jeltz, S (5, PH)	(5, PH)							X 0-0 F8 ③	1 0 0 0 0 1 0													
Larry Andersen, R (5, 1)	(5, 1)								0 0 0 0 0 0 0 0													
Garry Maddox, R (6, PH)	(6, PH)								2 0 1 0 0 0 0													
Garry Maddox, R (6, 8) OBP: 0.322, SLG: 0.387	(6, 8)								2 0 1 0 0 0 0													
Inning Stats	R: 0 E: 0 K: 0 S: 5	H: 2 LOB: 2 BB: 0 P: 5	R: 0 E: 0 K: 2 S: 7	H: 0 LOB: 1 BB: 1 P: 11	R: 0 E: 0 K: 0 S: 4	H: 2 LOB: 2 BB: 0 P: 4	R: 1 E: 0 K: 0 S: 4	H: 1 LOB: 0 BB: 0 P: 4	R: 1 E: 0 K: 1 S: 6	H: 1 LOB: 1 BB: 1 P: 10	R: 2 E: 1 K: 0 S: 6	H: 3 LOB: 1 BB: 0 P: 6	R: 1 E: 0 K: 2 S: 9	H: 2 LOB: 1 BB: 0 P: 9	R: 0 E: 0 K: 0 S: 3	H: 0 LOB: 0 BB: 0 P: 3	R: 0 E: 0 K: 0 S: 3	H: 0 LOB: 0 BB: 0 P: 3	1B: 7 2B: 2 3B: 0 HR: 2	SF: 1 SAC: 0 DP: 0 HBP: 0	WP: 0 PB: 0 SB: 0 CS: 0	PA: 39
PITCHER	IP WLS BF H R ER SO BB IBB HBP BLK WP HR S P ERA WHIP																					
Bill Laskey, R (1, 1) ERA: 4.19	5.0 W 24 8 4 4 3 2 0 0 0 0 0 2 28 36 7.20 2.000																					
Andy McGaffigan, R (6, 1) ERA: 4.57	1.0 4 1 0 0 0 0 0 0 0 0 0 0 4 4 0.00 1.000																					
Gary Lavelle, L (7, 1) ERA: 2.64	3.0 S 11 2 1 1 2 0 0 0 0 0 0 0 15 15 3.00 0.667																					

Batter	1	2	3	4	5	6	7	8	9	AB	R	H	RBI	BB	SO	LOB	BOTTOM					
Johnnie LeMaster, R (1, 6) OBP: 0.328, SLG: 0.325	X 0-0 1B 2B 1B	X 0-0 CS 1B			X 0-3 K	X 0-0 E5 1B		X 4-0 BB	X 4 2 2 0 1 1 1								Philadelphia Phillies @ San Francisco Giants Candlestick Park, San Francisco, CA Mon Aug 22 1983, 10:05 PM EDT Att: 16,048 - Unknown					
Tom O'Malley, L (1, 5) OBP: 0.333, SLG: 0.340	X 0-0 2B 1B	X 0-0 F8 ③			X 0-3 K	X 0-0 1B	X 0-0 BB	X 0-0 F3 ③	5 1 2 2 0 1 2													
Jack Clark, R (1, 9) OBP: 0.353, SLG: 0.427	X 0-0 1B 2B		X 0-0 6-3 ①		X 0-0 F3	X 0-3 2-H 3-H 1B			4 1 1 1 0 1 1													
Darrell Evans, L (1, 3) OBP: 0.372, SLG: 0.514	X 0-0 HR 1B		X 0-3 K		X 0-0 BB	X 0-0 K			3 2 1 2 1 2 1													
Jeffrey Leonard, R (1, 7) OBP: 0.316, SLG: 0.465	X 0-0 1-H HR		X 0-0 1B		X 0-3 K	X 0-0 F8 ①			4 1 2 2 0 1 1													
Chili Davis, S (1, 8) OBP: 0.321, SLG: 0.375	X 0-0 6-3 ①		X 0-0 4-3 ③		X 0-0 1B 2B	X 0-3 K			4 1 1 0 0 1 1													
John Rabb, R (1, 2) OBP: 0.287, SLG: 0.345	X 0-0 6-3 ②		X 0-0 6-3 ①		X 0-0 1B 2B	X 0-3 K			2 0 0 0 0 0 0													
Steve Nicosia, R (6, PH) OBP: 0.184, SLG: 0.271	(6, PH) 6-3				X 0-0 1B	X 0-0 K			1 0 1 1 0 0 0													
Brad Wellman, R (6, PR) OBP: 0.303, SLG: 0.250	(6, PR) 6-3				X 0-0 2B	X 0-0 K			1 1 0 0 0 1 0													
Duane Kuiper, L (1, 4) OBP: 0.367, SLG: 0.301	X 0-0 F9 ③		X 0-0 F5 ②		X 0-0 BB 1B	X 0-0 F9 ①			2 0 0 0 0 0 0													
Dave Bergman, L (6, PH) OBP: 0.346, SLG: 0.322	(6, PH) F9				X 0-0 1B	X 0-0 BB 1B			1 1 1 1 0 0 0													
Gary Lavelle, S (7, 1)	(7, 1) F9				X 0-0 1B	X 0-0 BB			1 0 0 0 0 0 0													
Bill Laskey, R (1, 1) OBP: 0.236, SLG: 0.106	(1, 1)		X 0-3 K ①		X 0-0 4-3 ③	X 0-0 1B			2 0 0 0 0 1 0													
Andy McGaffigan, R (6, 1) OBP: 0.071, SLG: 0.074	(6, 1)				X 0-0 1B	X 0-0 BB			0 0 0 0 0 0 0													
Bob Brenly, R (6, PH) OBP: 0.301, SLG: 0.360	(6, PH) K				X 0-0 1B	X 0-0 BB			1 1 0 0 1 1 0													
Inning Stats	R: 5 E: 0 K: 0 S: 8	H: 5 LOB: 0 BB: 0 P: 8	R: 0 E: 0 K: 1 S: 5	H: 1 LOB: 0 BB: 0 P: 5	R: 0 E: 0 K: 1 S: 6	H: 1 LOB: 1 BB: 0 P: 6	R: 0 E: 0 K: 0 S: 3	H: 0 LOB: 0 BB: 0 P: 3	R: 0 E: 0 K: 2 S: 7	H: 0 LOB: 0 BB: 0 P: 7	R: 6 E: 1 K: 3 S: 14	H: 4 LOB: 1 BB: 2 P: 22	R: 0 E: 0 K: 2 S: 7	H: 0 LOB: 0 BB: 0 P: 7	R: 0 E: 0 K: 1 S: 5	H: 0 LOB: 1 BB: 1 P: 9	R: 0 E: 0 K: 1 S: 5	H: 0 LOB: 1 BB: 1 P: 9	1B: 8 2B: 2 3B: 0 HR: 1	SF: 0 SAC: 0 DP: 0 HBP: 0	WP: 0 PB: 0 SB: 0 CS: 1	PA: 38
PITCHER	IP WLS BF H R ER SO BB IBB HBP BLK WP HR S P ERA WHIP																					
Charles Hudson, R (1, 1) ERA: 3.52	4.0 L 18 7 5 5 2 0 0 0 0 0 0 1 22 22 11.25 1.750																					
Larry Andersen, R (5, 1) ERA: 4.0	1.0 3 0 0 0 0 2 0 0 0 0 0 0 7 7 0.00 0.000																					
Tug McGraw, L (6, 1) ERA: 3.22	0.1 3 1 2 2 1 1 0 0 0 0 0 0 4 8 54.00 6.000																					
Ron Reed, R (6, 1) ERA: 3.01	0.0 5 3 4 2 0 1 0 0 0 0 0 0 4 8 = =																					
Willie Hernandez, L (6, 1) ERA: 3.28	2.2 9 0 0 0 5 1 0 0 0 0 0 0 18 22 0.00 0.375																					

AB	36
R	5
H	11
RBI	5
BB	2
SO	5
LOB	8



AB	35
R	11
H	11
RBI	9
BB	3
SO	10
LOB	7



Batter	1	2	3	4	5	6	7	8	9	AB	R	H	RBI	BB	SO	LOB	TOP	
Joe Morgan, L (1,4) OBP: 0.391, SLG: 0.358	0-0 1B		0-0 2B		0-0 F7		0-0 F8		0-0 G3	5	0	2	0	0	0	0	Philadelphia Phillies @ San Francisco Giants Candlestick Park, San Francisco, CA Tue Aug 23 1983, 10:05 PM EDT Att: 6,885 - Unknown	
Pete Rose, S (1,3) OBP: 0.328, SLG: 0.302 Al Holland, R (7,1)	0-0 1B		0-3 K		4-0 1B		0-0 4-3		4-0 BB	3	0	1	0	1	1	1		
Greg Gross, L (9,PH) OBP: 0.395, SLG: 0.378	1-2 1B				1B				BB	0	0	0	0	0	0	0		
Mike Schmidt, R (1,5) OBP: 0.382, SLG: 0.491	0-0 F8		0-0 5-3		0-3 K		0-0 F9		0-0 L5	5	0	0	0	0	1	5		
Joe Lefebvre, L (1,9) OBP: 0.414, SLG: 0.585	0-0 K		0-0 6-3		0-0 1B				0-0 E4 SH3 PB 5-3	4	1	1	0	0	1	3		
Gary Matthews, R (1,7) OBP: 0.365, SLG: 0.390	0-0 4-3				0-0 6-3		0-0 1-3		0-0 SH3	3	0	0	0	0	0	4		
Von Hayes, L (1,8) OBP: 0.339, SLG: 0.388		0-0 4-3			0-0 1B		0-0 F5		4-0 5-3 IBB	3	0	1	0	1	0	0		
Bo Diaz, R (1,2) OBP: 0.299, SLG: 0.381		0-0 1B			0-0 F8		0-3 K		0-0 5-3	4	0	1	1	0	1	2		
Ivan De Jesus, R (1,6) OBP: 0.329, SLG: 0.320		0-0 F8			4-0 1B		0-0 1B		0-0 P5	3	0	1	0	1	0	2		
John Denny, R (1,1) OBP: 0.190, SLG: 0.177 Steve Jeltz, S (6,PH)	0-3 K		0-0 1B		0-0 IBB		0-0 6-3		0-0 4-3	2	0	1	0	0	0	1		
Larry Andersen, R (6,1) Tony Perez, R (7,3) OBP: 0.313, SLG: 0.388					1-2 2-H 1B					1	0	0	0	0	0	0		
Inning Stats	R: 0 E: 0 K: 1 S: 7	H: 2 LOB: 2 BB: 0 P: 7	R: 0 E: 0 K: 1 S: 6	H: 1 LOB: 1 BB: 0 P: 6	R: 0 E: 0 K: 1 S: 6	H: 1 LOB: 2 BB: 1 P: 8	R: 0 E: 0 K: 1 S: 6	H: 1 LOB: 2 BB: 1 P: 10	R: 0 E: 0 K: 0 S: 3	H: 0 LOB: 0 BB: 0 P: 3	R: 1 E: 1 K: 0 S: 4	H: 0 LOB: 1 BB: 1 P: 8	R: 0 E: 0 K: 0 S: 3	H: 0 LOB: 1 BB: 1 P: 7	1B: 7 2B: 1 3B: 0 HR: 0	SF: 0 SAC: 1 DP: 0 HBP: 0	WP: 0 PB: 1 SB: 1 CS: 0	PA: 39
PITCHER	IP WLS BF H R ER SO BB IBB HBP BLK WP HR S P ERA WHIP																	
Mike Krukow, R (1,1) ERA: 3.37	8.0 W 35 8 1 0 5 1 2 0 0 0 0 42 54 0.00 1.125																	
Greg Minton, R (9,1) ERA: 3.61	1.0 S 4 0 0 0 0 1 0 0 0 0 0 0 3 7 0.00 1.000																	

Batter	1	2	3	4	5	6	7	8	9	AB	R	H	RBI	BB	SO	LOB	BOTTOM				
Johnnie LeMaster, R (1,6) OBP: 0.325, SLG: 0.322	0-0 1-3		0-0 1-3			0-0 5-3		0-0 5-3		4	0	0	0	0	0	1	Philadelphia Phillies @ San Francisco Giants Candlestick Park, San Francisco, CA Tue Aug 23 1983, 10:05 PM EDT Att: 6,885 - Unknown				
Tom O'Malley, L (1,5) OBP: 0.331, SLG: 0.337 Steve Nicosia, R (8,PH) Joe Pettini, R (9,5) OBP: 0.238, SLG: 0.211	0-0 3-1		0-0 4-3			0-0 4-3		0-0 HR 1B		3	0	0	0	0	0	0					
Jack Clark, R (1,9) OBP: 0.350, SLG: 0.423	0-3 K				0-0 6-3		0-3 K		0-0 F6	4	0	0	0	0	2	1					
Darrell Evans, L (1,3) OBP: 0.375, SLG: 0.522		0-0 CS 1B			0-3 K		4-0 1B		0-0 HR	3	1	2	2	1	1	0					
Jeffrey Leonard, R (1,7) OBP: 0.317, SLG: 0.470		0-3 K			0-0 1B		0-0 F9		0-0 1B	4	0	2	0	0	1	2					
Chili Davis, S (1,8) OBP: 0.322, SLG: 0.377		0-0 E 1B			0-3 K		0-0 1B		0-3 K	4	0	2	0	0	2	2					
John Rabb, R (1,2) OBP: 0.281, SLG: 0.337 Max Venable, L (7,PH) Joel Youngblood, R (7,PH) Greg Minton, S (9,1) Duane Kuiper, L (1,4) Bob Brenly, R (7,PH) OBP: 0.300, SLG: 0.358	0-0 E3		0-0 E 1B		0-0 6-3		0-0 F8		0-0 G3	2	0	0	0	0	0	1					
Mike Krukow, R (1,1) Brad Wellman, R (8,PH) OBP: 0.307, SLG: 0.250			0-3 K		0-3 K		4-0 5-3 1B BB			2	0	0	0	0	2	0					
Inning Stats	R: 0 E: 0 K: 1 S: 5	H: 0 LOB: 0 BB: 0 P: 5	R: 0 E: 1 K: 1 S: 7	H: 2 LOB: 2 BB: 0 P: 7	R: 0 E: 0 K: 1 S: 5	H: 0 LOB: 0 BB: 0 P: 5	R: 0 E: 0 K: 2 S: 8	H: 1 LOB: 1 BB: 0 P: 8	R: 0 E: 0 K: 1 S: 5	H: 0 LOB: 0 BB: 0 P: 5	R: 3 E: 0 K: 1 S: 8	H: 3 LOB: 1 BB: 1 P: 12	R: 0 E: 0 K: 1 S: 6	H: 1 LOB: 2 BB: 1 P: 10	R: 0 E: 0 K: 1 S: 8	H: 3 LOB: 1 BB: 1 P: 12		1B: 5 2B: 1 3B: 1 HR: 1	SF: 0 SAC: 0 DP: 1 HBP: 0	WP: 0 PB: 0 SB: 0 CS: 1	PA: 33
PITCHER	IP WLS BF H R ER SO BB IBB HBP BLK WP HR S P ERA WHIP																				
John Denny, R (1,1) ERA: 2.33	5.0 0 0 0 0 0 0 0 0 0 0 0 0 30 30 0.00 0.600																				
Larry Andersen, R (6,1) ERA: 3.48	1.1 6 1 0 0 1 1 0 0 0 0 0 0 7 11 0.00 1.500																				
Al Holland, L (7,1) ERA: 2.58	1.2 L 9 3 3 3 2 1 0 0 0 0 0 1 12 16 16.20 2.400																				

Batter	1	2	3	4	5	6	7	8	9	AB	R	H	RBI	BB	SO	LOB	TOP										
Juan Samuel, R OBP: 0.400, SLG: 0.750	F8		E8	K				F3		4	1	1	0	1	1	3	Philadelphia Phillies @ San Francisco Giants Candlestick Park, San Francisco, CA Wed Aug 24 1983, 6:33 AM EDT Att: 14,317 - Unknown										
Joe Lefebvre, L OBP: 0.419, SLG: 0.587	HBP		G2							3	0	1	1	1	1	0											
Gary Matthews, R OBP: 0.361, SLG: 0.385	FC6-4		6-3							5	0	0	0	0	0	5											
Mike Schmidt, R OBP: 0.384, SLG: 0.491	1B		K							4	0	2	0	1	1	1											
Tony Perez, R OBP: 0.311, SLG: 0.382	F7									4	0	0	0	1	1	5											
Bo Diaz, R OBP: 0.296, SLG: 0.377										4	0	0	0	0	1	1											
Bob Demier, R OBP: 0.296, SLG: 0.292										3	1	1	0	0	0	0											
Joe Morgan, L OBP: 0.350, SLG: 0.357	F8									1	0	0	0	0	0	0											
Greg Gross, L OBP: 0.395, SLG: 0.378										0	0	0	0	0	0	0											
Ivan De Jesus, R OBP: 0.333, SLG: 0.323										3	1	2	0	1	0	3											
Steve Carlton, L OBP: 0.207, SLG: 0.259										3	0	1	0	0	1	3											
Inning Stats	R: 0 E: 0 K: 0 S: 4	H: 1 LOB: 2 BB: 0 P: 5	R: 0 E: 1 K: 1 S: 6	H: 1 LOB: 1 BB: 0 P: 6	R: 1 E: 1 K: 1 S: 6	H: 1 LOB: 0 BB: 0 P: 6	R: 1 E: 0 K: 1 S: 7	H: 1 LOB: 2 BB: 1 P: 11	R: 0 E: 0 K: 1 S: 5	H: 0 LOB: 1 BB: 1 P: 9	R: 1 E: 0 K: 0 S: 5	H: 2 LOB: 3 BB: 2 P: 13	R: 0 E: 0 K: 1 S: 5	H: 1 LOB: 0 BB: 1 P: 5	R: 0 E: 0 K: 0 S: 3	H: 0 LOB: 1 BB: 1 P: 7	R: 0 E: 0 K: 1 S: 6	H: 1 LOB: 1 BB: 0 P: 6	1B: 6 2B: 1 3B: 1 HR: 0	SF: 0 SAC: 1 DP: 1 HBP: 1	WP: 1 PB: 0 SB: 0 CS: 0	PA: 41					
PITCHER	IP	WLS	BF	H	R	ER	SO	BB	IBB	HBP	BLK	WP	HR	S	P	ERA	WHIP										
Mark Davis, L ERA: 4.57	5.2		29	6	3	2	4	3	1	1	0	1	0	32	49	3.18	1.588										
Rene Martin, R ERA: 4.54	3.1	W	12	2	0	0	2	1	0	0	0	0	0	15	19	0.00	0.900										

Batter	1	2	3	4	5	6	7	8	9	AB	R	H	RBI	BB	SO	LOB	BOTTOM										
Johnnie LeMaster, R OBP: 0.324, SLG: 0.319	K									4	1	0	0	1	2	2	Philadelphia Phillies @ San Francisco Giants Candlestick Park, San Francisco, CA Wed Aug 24 1983, 6:33 AM EDT Att: 14,317 - Unknown										
Joel Youngblood, R OBP: 0.351, SLG: 0.488	1B									4	2	3	2	1	0	0											
Jack Clark, R OBP: 0.353, SLG: 0.423	1B									2	0	1	0	2	0	1											
Jeffrey Leonard, R OBP: 0.317, SLG: 0.468	1B									4	0	1	1	0	2	3											
Chili Davis, S OBP: 0.322, SLG: 0.374	L7									3	0	0	0	1	2	4											
Steve Nicosia, R OBP: 0.208, SLG: 0.288	F9									3	1	1	0	0	0	4											
Bob Brenly, R OBP: 0.303, SLG: 0.372										3	1	1	2	1	2	0											
Brad Wellman, R OBP: 0.311, SLG: 0.256										4	0	2	0	0	1	2											
Mark Davis, L OBP: 0.211, SLG: 0.118										1	0	0	0	0	0	1											
Rene Martin, R OBP: 0.364, SLG: 0.636										1	0	0	0	0	1	0											
Tom O'Malley, L OBP: 0.330, SLG: 0.336										1	0	0	0	0	0	0											
Inning Stats	R: 1 E: 0 K: 1 S: 8	H: 3 LOB: 2 BB: 0 P: 8	R: 0 E: 0 K: 2 S: 8	H: 1 LOB: 1 BB: 0 P: 8	R: 0 E: 0 K: 1 S: 4	H: 0 LOB: 1 BB: 1 P: 8	R: 2 E: 0 K: 1 S: 8	H: 3 LOB: 1 BB: 0 P: 8	R: 0 E: 0 K: 2 S: 8	H: 1 LOB: 2 BB: 1 P: 12	R: 0 E: 0 K: 3 S: 9	H: 0 LOB: 0 BB: 0 P: 9	R: 0 E: 0 K: 0 S: 3	H: 0 LOB: 1 BB: 1 P: 7	R: 0 E: 0 K: 0 S: 2	H: 0 LOB: 2 BB: 2 P: 10	R: 2 E: 0 K: 0 S: 2	H: 1 LOB: 0 BB: 1 P: 6	1B: 7 2B: 0 3B: 0 HR: 2	SF: 0 SAC: 2 DP: 2 HBP: 0	WP: 0 PB: 0 SB: 0 CS: 0	PA: 38					
PITCHER	IP	WLS	BF	H	R	ER	SO	BB	IBB	HBP	BLK	WP	HR	S	P	ERA	WHIP										
Steve Carlton, L ERA: 2.91	8.1	L	38	9	5	5	10	5	1	0	0	0	2	52	76	5.40	1.680										



Batter	1	2	3	4	5	6	7	8	9	AB	R	H	RBI	BB	SO	LOB	TOP					
Steve Sax, R OBP: 0.346, SLG: 0.360 (1, 4)			5-3							4	0	1	0	0	2	1	Los Angeles Dodgers @ Philadelphia Phillies Veterans Stadium, Philadelphia, PA Fri Aug 26 1983, 7:05 PM EDT Att: 40,427 - Unknown					
Bill Russell, R OBP: 0.319, SLG: 0.314 (1, 6)			5-3							4	1	1	0	0	0	2						
Dusty Baker Jr., R OBP: 0.343, SLG: 0.400 (1, 7)	4-3		4-3							4	0	0	0	0	0	4						
Pedro Guerrero, R OBP: 0.358, SLG: 0.510 (1, 5)										4	0	3	1	0	0	2						
Ken Landreaux, L OBP: 0.340, SLG: 0.488 Dave Anderson, R (9, PR) OBP: 0.218, SLG: 0.244 (1, 8)	G3									4	0	1	0	0	0	3						
Mike Marshall, R OBP: 0.346, SLG: 0.426 (1, 9)										4	0	0	0	0	3	2						
Greg Brock, L Candy Maldonado, R (9, PH) OBP: 0.245, SLG: 0.320 (1, 3)										2	0	0	0	1	1	0						
Jack Fimple, R Rafael Landestoy, S Steve Yeager, R OBP: 0.285, SLG: 0.415 (1, 2)										2	0	1	0	0	0	1						
Fernando Valenzuela, L Derrel Thomas, S Pat Zachry, R OBP: 0.500, SLG: 0.500 (8, 1)										2	0	0	0	0	1	2						
Inning Stats	R: 1 E: 1 K: 1 S: 7	H: 1 LOB: 1 BB: 0 P: 7	R: 0 E: 0 K: 3 S: 10	H: 1 LOB: 1 BB: 0 P: 10	R: 0 E: 0 K: 0 S: 3	H: 0 LOB: 0 BB: 0 P: 3	R: 0 E: 0 K: 1 S: 5	H: 1 LOB: 0 BB: 0 P: 5	R: 0 E: 0 K: 1 S: 5	H: 0 LOB: 1 BB: 1 P: 9	R: 0 E: 0 K: 0 S: 4	H: 2 LOB: 1 BB: 0 P: 4	R: 0 E: 0 K: 1 S: 5	H: 0 LOB: 0 BB: 0 P: 5	R: 0 E: 0 K: 0 S: 4	H: 1 LOB: 2 BB: 1 P: 8		R: 0 E: 0 K: 2 S: 8	H: 1 LOB: 1 BB: 0 P: 8	1B: 5 2B: 2 3B: 0 HR: 0	SF: 0 SAC: 0 DP: 1 HBP: 0	WP: 0 PB: 0 SB: 1 CS: 1
PITCHER	IP WLS BF H R ER SO BB IBB HBP BLK WP HR S P ERA WHIP	IP WLS BF H R ER SO BB IBB HBP BLK WP HR S P ERA WHIP																				
Kevin Gross, R ERA: 3.64 Al Holland, L ERA: 2.5	(1, 1) 7.0 W 28 6 1 0 7 2 0 0 0 0 0 0 0 0 0.00 1.143	(8, 1) 2.0 S 7 1 0 0 2 0 0 0 0 0 0 0 0 0 0.00 0.500																				

Batter	1	2	3	4	5	6	7	8	9	AB	R	H	RBI	BB	SO	LOB	BOTTOM			
Juan Samuel, R OBP: 0.333, SLG: 0.500 (1, 4)	G3	E5					5-3			4	1	1	0	0	0	0	Los Angeles Dodgers @ Philadelphia Phillies Veterans Stadium, Philadelphia, PA Fri Aug 26 1983, 7:05 PM EDT Att: 40,427 - Unknown			
Pete Rose, S OBP: 0.327, SLG: 0.301 (1, 3)		5-3								4	1	1	1	0	1	2				
Gary Matthews, R Greg Gross, L OBP: 0.395, SLG: 0.378 (1, 7)			6-3							2	1	1	1	1	0	0				
Mike Schmidt, R OBP: 0.383, SLG: 0.488 (1, 5)			F9							3	0	0	0	1	2	2				
Bo Diaz, R OBP: 0.298, SLG: 0.379 (1, 2)			F8				5-3			3	0	1	2	1	0	0				
Garry Maddox, R OBP: 0.328, SLG: 0.397 (1, 8)										4	0	3	0	0	1	2				
Joe Lefebvre, L OBP: 0.415, SLG: 0.576 (1, 9)										3	0	0	0	1	1	4				
Ivan De Jesus, R OBP: 0.330, SLG: 0.319 (1, 6)					4-3		L6			4	0	0	0	0	2	4				
Kevin Gross, R Al Holland, R OBP: 0.136, SLG: 0.143 (8, 1)		6-3								2	1	0	0	1	1	0				
Inning Stats	R: 2 E: 0 K: 2 S: 10	H: 3 LOB: 2 BB: 1 P: 14	R: 0 E: 1 K: 1 S: 6	H: 0 LOB: 1 BB: 0 P: 6	R: 0 E: 0 K: 0 S: 3	H: 0 LOB: 0 BB: 0 P: 3	R: 0 E: 0 K: 0 S: 3	H: 1 LOB: 0 BB: 0 P: 3	R: 2 E: 1 K: 1 S: 6	H: 1 LOB: 0 BB: 1 P: 10	R: 0 E: 0 K: 0 S: 4	H: 1 LOB: 1 BB: 0 P: 4	R: 0 E: 0 K: 2 S: 7	H: 0 LOB: 0 BB: 0 P: 7	R: 0 E: 0 K: 2 S: 7	H: 1 LOB: 3 BB: 3 P: 19		1B: 4 2B: 4 3B: 0 HR: 0	SF: 1 SAC: 0 DP: 1 HBP: 0	WP: 0 PB: 0 SB: 1 CS: 3
PITCHER	IP WLS BF H R ER SO BB IBB HBP BLK WP HR S P ERA WHIP	IP WLS BF H R ER SO BB IBB HBP BLK WP HR S P ERA WHIP																		
Fernando Valenzuela, L Pat Zachry, R ERA: 1.98	(1, 1) 7.0 L 29 6 4 3 6 2 0 0 0 0 0 0 0 0 0.00 3.000	(8, 1) 1.0 6 1 0 0 2 2 1 0 0 0 0 0 0 0.00 3.000																		

Batter	1	2	3	4	5	6	7	8	9	AB	R	H	RBI	BB	SO	LOB	TOP								
Bobby Brown, S OBP: 0.377, SLG: 0.500 (1, 7)										5	1	2	1	0	1	0	San Diego Padres @ Philadelphia Phillies Veterans Stadium, Philadelphia, PA Mon Aug 29 1983, 7:05 PM EDT Unknown livebaseballscorecards.com								
Alan Wiggins, S OBP: 0.366, SLG: 0.343 (1, 8)										5	1	3	1	0	1	2									
Kurt Bevacqua, R OBP: 0.357, SLG: 0.366 (1, 3)										5	0	1	0	0	2	3									
Sixto Lezcano, R OBP: 0.329, SLG: 0.342 (1, 9)										5	1	1	1	0	1	2									
Luis Salazar, R OBP: 0.284, SLG: 0.378 (1, 5)										4	2	2	2	0	1	0									
Gary Templeton, S OBP: 0.290, SLG: 0.328 (1, 6)										4	0	2	0	0	0	0									
Juan Bonilla, R OBP: 0.313, SLG: 0.311 (1, 4)										4	0	1	0	0	0	1									
Doug Gwosdz, R OBP: 0.222, SLG: 0.244 (1, 2)										4	0	1	0	0	2	0									
Tim Lollar, L OBP: 0.273, SLG: 0.347 (1, 1)										2	1	1	0	0	0	0									
Luis DeLeon, R OBP: 0.167, SLG: 0.167 (6, 1)										2	0	0	0	0	2	2									
Inning Stats	R: 0 E: 0 K: 2 S: 7	H: 0 LOB: 0 BB: 0 P: 7	R: 0 E: 0 K: 0 S: 3	H: 0 LOB: 0 BB: 0 P: 3	R: 0 E: 0 K: 1 S: 7	H: 2 LOB: 2 BB: 0 P: 7	R: 1 E: 1 K: 1 S: 6	H: 3 LOB: 1 BB: 0 P: 6	R: 2 E: 1 K: 1 S: 8	H: 2 LOB: 1 BB: 0 P: 8	R: 0 E: 0 K: 1 S: 6	H: 1 LOB: 1 BB: 0 P: 6	R: 0 E: 0 K: 2 S: 7	H: 0 LOB: 0 BB: 0 P: 7	R: 3 E: 0 K: 2 S: 12	H: 5 LOB: 2 BB: 0 P: 12	R: 0 E: 0 K: 0 S: 4	H: 1 LOB: 1 BB: 0 P: 4	1B: 9 2B: 2 3B: 2 HR: 1	SF: 0 SAC: 0 DP: 0 HBP: 0	WP: 0 PB: 0 SB: 2 CS: 1	PA: 40			
PITCHER	IP	WLS	BF	H	R	ER	SO	BB	IBB	HBP	BLK	WP	HR	S	P	ERA	WHIP								
Steve Carlton, L ERA: 2.92	(1, 1)	8.0	L	36	13	6	3	10	0	0	0	0	1	56	56	3.38	1.625								
Ron Reed, R ERA: 3.17	(9, 1)	1.0		4	1	0	0	0	0	0	0	0	0	4	4	0.00	1.000								

Batter	1	2	3	4	5	6	7	8	9	AB	R	H	RBI	BB	SO	LOB	BOTTOM								
Juan Samuel, R OBP: 0.273, SLG: 0.300 (1, 4)										4	1	1	0	0	1	1	San Diego Padres @ Philadelphia Phillies Veterans Stadium, Philadelphia, PA Mon Aug 29 1983, 7:05 PM EDT Unknown livebaseballscorecards.com								
Greg Gross, L OBP: 0.392, SLG: 0.376 (9, FH)										1	0	0	0	0	0	0									
Pete Rose, S OBP: 0.318, SLG: 0.292 (1, 3)										5	0	0	0	0	0	1									
Gary Matthews, R OBP: 0.363, SLG: 0.390 (1, 7)										3	1	1	0	1	1	1									
Mike Schmidt, R OBP: 0.392, SLG: 0.498 (1, 5)										2	3	2	2	2	0	0									
Garry Maddox, R OBP: 0.333, SLG: 0.399 (1, 8)										4	0	1	1	0	1	4									
Bo Diaz, R OBP: 0.292, SLG: 0.372 (1, 2)										4	0	1	1	0	1	4									
Charles Hudson, S OBP: 0.186, SLG: 0.125 (8, FR)										0	0	0	0	0	0	0									
Ozzie Virgil, R OBP: 0.256, SLG: 0.357 (9, 2)										0	0	0	0	0	0	0									
Ivan De Jesus, R OBP: 0.327, SLG: 0.316 (1, 6)										4	0	1	1	0	2	1									
Bob Dernier, R OBP: 0.288, SLG: 0.290 (1, 9)										1	0	0	0	1	1	0									
Joe Lefebvre, L OBP: 0.407, SLG: 0.562 (6, FH) (7, 9)										2	0	0	0	0	1	2									
Steve Carlton, L OBP: 0.202, SLG: 0.253 (1, 1)										2	0	0	0	0	2	0									
Ron Reed, R OBP: 0.200, SLG: 0.200 (9, 1)										0	0	0	0	0	0	0									
Joe Morgan, L OBP: 0.349, SLG: 0.356 (9, FH)										1	0	0	0	0	1	0									
Inning Stats	R: 2 E: 0 K: 0 S: 6	H: 3 LOB: 1 BB: 0 P: 6	R: 0 E: 0 K: 1 S: 5	H: 0 LOB: 1 BB: 1 P: 9	R: 0 E: 0 K: 1 S: 5	H: 0 LOB: 2 BB: 2 P: 13	R: 0 E: 0 K: 2 S: 7	H: 0 LOB: 0 BB: 0 P: 7	R: 0 E: 0 K: 1 S: 5	H: 0 LOB: 0 BB: 0 P: 5	R: 1 E: 0 K: 1 S: 6	H: 1 LOB: 1 BB: 1 P: 10	R: 0 E: 0 K: 2 S: 7	H: 0 LOB: 0 BB: 0 P: 7	R: 2 E: 0 K: 2 S: 10	H: 3 LOB: 1 BB: 0 P: 10	R: 0 E: 0 K: 1 S: 5	H: 0 LOB: 0 BB: 0 P: 5	1B: 4 2B: 3 3B: 2 HR: 0	SF: 0 SAC: 1 DP: 0 HBP: 0	WP: 0 PB: 0 SB: 1 CS: 0	PA: 38			
PITCHER	IP	WLS	BF	H	R	ER	SO	BB	IBB	HBP	BLK	WP	HR	S	P	ERA	WHIP								
Tim Lollar, L ERA: 4.39	(1, 1)	5.0		22	3	3	3	5	4	0	0	0	0	28	44	5.40	1.400								
Luis DeLeon, R ERA: 2.89	(6, 1)	4.0	W	16	4	2	2	6	0	0	0	0	0	28	28	4.50	1.000								

Batter	1	2	3	4	5	6	7	8	9	AB	R	H	RBI	BB	SO	LOB	TOP			
Gene Richards, L (1, 7) OBP: 0.325, SLG: 0.387 Sixto Lezcano, R (9, PH) OBP: 0.328, SLG: 0.341	6-3		4-3 1B	FC4-6			K2-3		6-3	4	1	1	0	0	1	1				
Alan Wiggins, S (1, 3) OBP: 0.368, SLG: 0.343	1B S 1B BB		4-3		F6			4-3 1B		3	1	1	0	2	0	1				
Bobby Brown, S (1, 8) OBP: 0.370, SLG: 0.486	1B E 1B		4-3		F9			K	F3	5	1	1	0	0	1	4				
Terry Kennedy, L (1, 2) OBP: 0.344, SLG: 0.418	1B E 1B		4-3		F9			4-3		4	0	2	2	0	0	1				
Tony Gwynn, L (1, 9) OBP: 0.336, SLG: 0.353	E4 G4-6-3					FC4-6 BB		F7		3	0	1	0	1	0	2				
Gary Templeton, S (1, 6) OBP: 0.290, SLG: 0.328	G4-6-3				4-3	FC4-6 CS				4	1	1	0	0	0	3				
Luis Salazar, R (1, 5) OBP: 0.286, SLG: 0.390		5-3		G1 1B 2B		P4				4	2	2	2	0	0	1				
Tim Flannery, L (1, 4) OBP: 0.312, SLG: 0.342 Juan Bonilla, R (9, PH) OBP: 0.313, SLG: 0.310	F8			G1		CS	F9		F8	3	0	0	0	0	0	1				
Elias Sosa, R (1, 1) OBP: 0.143, SLG: 0.143 Sid Monge, S (6, 1) OBP: 0.458, SLG: 0.455 Kurt Bevacqua, R (9, PH) OBP: 0.362, SLG: 0.379	6-3						K			2	0	1	1	0	0	0				
										1	0	0	0	0	1	0				
										1	0	1	0	0	0	0				
Inning Stats	R: 2 E: 1 K: 0 S: 5	H: 2 LOB: 1 BB: 1 P: 9	R: 0 E: 0 K: 0 S: 3	H: 0 LOB: 0 BB: 0 P: 3	R: 1 E: 0 K: 0 S: 5	H: 3 LOB: 2 BB: 0 P: 5	R: 0 E: 0 K: 0 S: 5	H: 2 LOB: 1 BB: 0 P: 5	R: 0 E: 0 K: 0 S: 2	H: 0 LOB: 0 BB: 1 P: 6	R: 0 E: 0 K: 0 S: 7	H: 0 LOB: 0 BB: 0 P: 7	R: 0 E: 0 K: 1 S: 6	H: 1 LOB: 1 BB: 0 P: 6	R: 2 E: 0 K: 0 S: 6	H: 3 LOB: 2 BB: 1 P: 10	1B: 8 2B: 2 3B: 0 HR: 1	SF: 0 SAC: 0 DP: 1 HBP: 0	WP: 0 PB: 0 SB: 2 CS: 1	PA: 40
PITCHER	IP WLS BF H R ER SO BB IBB HBP BLK WP HR S P ERA WHIP																			
Steve Comer, R (1, 1) ERA: 4.5	6.0 W 25 7 4 3 0 2 0 0 0 0 0 0 23 31 4.50 1.500																			
Willie Hernandez, L (7, 1) ERA: 3.32	2.1 11 4 2 2 3 0 0 0 0 0 0 1 17 17 7.71 1.714																			
Al Holland, L (9, 1) ERA: 2.48	0.2 S 3 0 0 0 0 1 0 0 0 0 0 0 2 6 0.00 1.500																			

San Diego Padres @ Philadelphia Phillies
 Veterans Stadium, Philadelphia, PA
 Mon Aug 29 1983, 7:05 PM EDT
 Att: 25,789 - Unknown

AB	36
R	6
H	11
RBI	5
BB	3
SO	3
LOB	15



Batter	1	2	3	4	5	6	7	8	9	AB	R	H	RBI	BB	SO	LOB	BOTTOM			
Greg Gross, L (1, 7) OBP: 0.393, SLG: 0.373	F7		G4-6-3 BB			F7		L7		4	0	1	1	1	0	1				
Juan Samuel, R (1, 4) OBP: 0.296, SLG: 0.375	2B 3B		G4-6-3		K		HR BB	F8		4	2	1	0	1	1	2				
Mike Schmidt, R (1, 5) OBP: 0.394, SLG: 0.512	K		F8			HR	HR	1B BB		4	2	2	3	1	1	1				
Joe Lefebvre, L (1, 9) OBP: 0.411, SLG: 0.566 Al Holland, R (9, 1)	2B			4-3		BB 1B 2B BB	L5	1B BB		4	1	2	1	1	0	0				
										0	0	0	0	0	0	0				
Tony Perez, R (1, 3) OBP: 0.307, SLG: 0.374	F8			5-3		BB 1B	E6 BB HBP	F7		5	1	1	0	0	0	3				
Von Hayes, L (1, 8) OBP: 0.338, SLG: 0.384 (9, 9)		F7		P6		BB 2B BB	F9			3	1	0	0	1	0	1				
Ozzie Virgil, R (1, 2) OBP: 0.266, SLG: 0.365	L1				6-3	SH1 2B	BB HBP			3	0	1	3	0	0	0				
Kiko Garcia, R (1, 6) OBP: 0.348, SLG: 0.437	E6				SH3 1B BB	SH1				1	1	0	0	2	0	0				
Steve Comer, S (1, 1) Pete Rose, S (6, PH) Willie Hernandez, L (7, 1) Bob Dernier, R (9, 8) OBP: 0.288, SLG: 0.290	4-3				SH3	F3	K			1	0	0	0	0	0	1				
										1	0	0	0	0	0	1				
										1	0	0	0	0	1	3				
										0	0	0	0	0	0	0				
Inning Stats	R: 1 E: 0 K: 1 S: 7	H: 2 LOB: 1 BB: 0 P: 7	R: 0 E: 1 K: 0 S: 4	H: 0 LOB: 1 BB: 0 P: 4	R: 0 E: 0 K: 0 S: 2	H: 0 LOB: 0 BB: 1 P: 6	R: 0 E: 0 K: 0 S: 3	H: 0 LOB: 0 BB: 0 P: 3	R: 1 E: 0 K: 1 S: 6	H: 1 LOB: 1 BB: 1 P: 10	R: 4 E: 0 K: 0 S: 6	H: 3 LOB: 1 BB: 2 P: 14	R: 2 E: 1 K: 1 S: 7	H: 1 LOB: 3 BB: 2 P: 16	R: 0 E: 0 K: 0 S: 4	H: 1 LOB: 2 BB: 1 P: 8	1B: 3 2B: 2 3B: 1 HR: 2	SF: 0 SAC: 2 DP: 1 HBP: 1	WP: 0 PB: 0 SB: 0 CS: 0	PA: 41
PITCHER	IP WLS BF H R ER SO BB IBB HBP BLK WP HR S P ERA WHIP																			
Elias Sosa, R (1, 1) ERA: 4.41	5.0 21 4 3 3 2 2 0 0 0 0 0 1 23 31 5.40 1.200																			
Sid Monge, L (6, 1) ERA: 4.01	3.0 L 20 4 5 5 1 5 0 1 0 0 0 1 16 37 15.00 3.000																			

San Diego Padres @ Philadelphia Phillies
 Veterans Stadium, Philadelphia, PA
 Mon Aug 29 1983, 7:05 PM EDT
 Att: 25,789 - Unknown

AB	31
R	8
H	8
RBI	8
BB	7
SO	3
LOB	13



Batter	1	2	3	4	5	6	7	8	9	AB	R	H	RBI	BB	SO	LOB	TOP					
Gene Richards, L (1.7) OBP: 0.324, SLG: 0.385	6-3		4-3		FC4-6 1B			3-1		4	0	1	0	0	0	0	San Diego Padres @ Philadelphia Phillies Veterans Stadium, Philadelphia, PA Tue Aug 30 1983, 7:05 PM EDT Unknown					
Alan Wiggins, S (1.3) OBP: 0.369, SLG: 0.344	F7				FC4-6 1B					4	0	2	0	0	0	1						
Bobby Brown, S (1.8) OBP: 0.366, SLG: 0.473	BB		K		K			G3-6-3 1B		3	0	0	0	1	2	3						
Terry Kennedy, L (1.2) OBP: 0.343, SLG: 0.416	4-3		4-3							4	0	1	0	0	0	2						
Tony Gwynn, L (1.9) OBP: 0.335, SLG: 0.351				K				G4-6-3 1B		4	0	1	0	0	1	1						
Gary Templeton, S (1.6) OBP: 0.290, SLG: 0.330	F8							G4-6-3 1B		4	0	1	0	0	1	2						
Luis Salazar, R (1.5) OBP: 0.284, SLG: 0.387			K		K					3	0	0	0	0	2	2						
Juan Bonilla, R (1.4) OBP: 0.311, SLG: 0.308	E4			6-3				3-1		3	0	0	0	0	0	2						
Andy Hawkins, R (1.1) OBP: 0.120, SLG: 0.043										0	0	0	0	0	0	0						
Mario Ramirez, R (2, PH) OBP: 0.333, SLG: 0.303										1	0	0	0	0	1	2						
Gary Lucas, L (2.1) OBP: 0.214, SLG: 0.269	K									1	0	0	0	0	0	0						
Bruce Bochy, R (7, PH) OBP: 0.214, SLG: 0.269										1	0	0	0	0	1	0						
Sid Monge, S (7.1) OBP: 0.143, SLG: 0.143										0	0	0	0	0	0	0						
Inning Stats	R: 0 E: 0 K: 0 S: 3	H: 0 LOB: 1 BB: 1 P: 7	R: 0 E: 1 K: 2 S: 9	H: 1 LOB: 2 BB: 0 P: 9	R: 0 E: 0 K: 1 S: 6	H: 1 LOB: 1 BB: 0 P: 6	R: 0 E: 0 K: 2 S: 8	H: 1 LOB: 1 BB: 0 P: 8	R: 0 E: 0 K: 1 S: 6	H: 1 LOB: 1 BB: 0 P: 6	R: 0 E: 1 K: 0 S: 3	H: 0 LOB: 0 BB: 0 P: 3	R: 0 E: 0 K: 1 S: 5	H: 0 LOB: 0 BB: 0 P: 5	R: 0 E: 0 K: 0 S: 3	H: 1 LOB: 0 BB: 0 P: 3	R: 0 E: 0 K: 1 S: 5	H: 1 LOB: 0 BB: 0 P: 5	1B: 5 2B: 1 3B: 0 HR: 0	SF: 0 SAC: 0 DP: 3 HBP: 0	WP: 0 PB: 0 SB: 0 CS: 0	PA: 33
PITCHER Kevin Gross, R (1.1) ERA: 3.16	IP: 9.0 WLS: W BF: 33 H: 6 R: 0 ER: 0 SO: 8 BB: 1 IBB: 0 HBP: 0 BLK: 0 WP: 0 HR: 0 S: 48 P: 52 ERA: 0.00 WHIP: 0.778															PITCHER						

AB 32
R 0
H 6
RBI 0
BB 1
SO 8
LOB 15



Batter	1	2	3	4	5	6	7	8	9	AB	R	H	RBI	BB	SO	LOB	BOTTOM			
Joe Morgan, L (1.4) OBP: 0.390, SLG: 0.355				F8		5-3				1	1	0	0	1	0	2	San Diego Padres @ Philadelphia Phillies Veterans Stadium, Philadelphia, PA Tue Aug 30 1983, 7:05 PM EDT Unknown			
Juan Samuel, R (4.4) OBP: 0.276, SLG: 0.346										2	0	0	0	0	0	0				
Greg Gross, L (1.7) OBP: 0.390, SLG: 0.370	5-3	L6		L5				G6-3 1B		4	0	1	0	0	0	1				
Mike Schmidt, R (1.5) OBP: 0.392, SLG: 0.508	K			F9				F8		3	0	0	0	1	1	2				
Kiko Garcia, R (6.5) OBP: 0.348, SLG: 0.437										0	0	0	0	0	0	0				
Joe Lefebvre, L (1.9) OBP: 0.408, SLG: 0.557	HBP 1B BB	FC5-4 1B E		F5				G6-3 1B		3	2	0	0	1	0	2				
Tony Perez, R (1.3) OBP: 0.317, SLG: 0.380	1B HBP	E4 1B						G6-4-3 1B		2	1	2	0	1	0	0				
Von Hayes, L (1.8) OBP: 0.337, SLG: 0.383	1B E	4-3		F7				G6-4-3 1B		4	1	1	2	0	0	3				
Bo Diaz, R (1.2) OBP: 0.294, SLG: 0.374	S E			F5						4	1	2	1	0	1	1				
Ivan De Jesus, R (1.6) OBP: 0.324, SLG: 0.312	E4 1B			F9				F8		4	0	0	0	0	0	1				
Kevin Gross, R (1.1) OBP: 0.160, SLG: 0.167				K						3	0	1	0	0	2	0				
Inning Stats	R: 5 E: 1 K: 1 S: 9	H: 3 LOB: 2 BB: 2 P: 18	R: 1 E: 1 K: 0 S: 4	H: 1 LOB: 1 BB: 1 P: 8	R: 0 E: 0 K: 2 S: 7	H: 0 LOB: 0 BB: 0 P: 7	R: 0 E: 0 K: 0 S: 3	H: 0 LOB: 0 BB: 0 P: 3	R: 0 E: 0 K: 0 S: 3	H: 0 LOB: 0 BB: 0 P: 7	R: 0 E: 0 K: 1 S: 5	H: 0 LOB: 0 BB: 0 P: 5	R: 0 E: 0 K: 0 S: 3	H: 1 LOB: 0 BB: 0 P: 3	R: 0 E: 0 K: 0 S: 4	H: 2 LOB: 1 BB: 0 P: 4	1B: 7 2B: 0 3B: 0 HR: 0	SF: 0 SAC: 0 DP: 2 HBP: 1	WP: 0 PB: 0 SB: 1 CS: 0	PA: 35
PITCHER Andy Hawkins, R (1.1) ERA: 3.21	IP: 1.0 WLS: L BF: 10 H: 3 R: 5 ER: 3 SO: 1 BB: 2 IBB: 0 HBP: 0 BLK: 0 WP: 0 HR: 0 S: 9 P: 18 ERA: 27.00 WHIP: 5.000															PITCHER				
Gary Lucas, L (2.1) ERA: 3.24	IP: 5.0 WLS: 18 BF: 1 H: 1 R: 1 ER: 0 SO: 3 BB: 2 IBB: 0 HBP: 0 BLK: 0 WP: 0 HR: 0 S: 22 P: 30 ERA: 0.00 WHIP: 0.600																			
Sid Monge, L (7.1) ERA: 3.88	IP: 2.0 WLS: 7 BF: 3 H: 0 R: 0 ER: 0 SO: 0 BB: 0 IBB: 0 HBP: 0 BLK: 0 WP: 0 HR: 0 S: 7 P: 7 ERA: 0.00 WHIP: 1.500																			

AB 30
R 6
H 7
RBI 3
BB 4
SO 4
LOB 12



Batter	1	2	3	4	5	6	7	8	9	AB	R	H	RBI	BB	SO	LOB	TOP											
Bobby Brown, S OBP: 0.375, SLG: 0.496 (1, 7)	0-0 FC1-5 1B		0-0 F9 E 1B	0-0 1-H 3B	0-3 K			0-0 4-3		5	1	3	1	0	1	3												
Alan Wiggins, S OBP: 0.368, SLG: 0.343 Ruppert Jones, L OBP: 0.307, SLG: 0.388 (1, 8) (6, 8)	0-0 FC1-5 1-3 1B		0-0 S 1-2 HR 1B	0-0 4-3			0-3 K	0-0 F8		4	1	1	0	0	1	2												
Kurt Bevacqua, R OBP: 0.356, SLG: 0.367 (1, 3)	4-0 1-2 BB		0-0 F9 2-3	0-0 6-3			0-0 6-3	0-0 L9		4	0	0	0	1	0	3												
Sixto Lezcano, R OBP: 0.332, SLG: 0.358 (1, 9)	0-0 P6		0-0 1-H 3-H HR	0-0 P4			0-0 3B 1B	0-0 F9 2B		5	2	3	2	0	0	3												
Luis Salazar, R OBP: 0.283, SLG: 0.390 (1, 5)	0-0 P4		0-0 6-3		0-0 6-3		0-0 1-H 3B	0-0 F9 2-3		5	0	1	1	0	0	3												
Juan Bonilla, R OBP: 0.310, SLG: 0.307 (1, 4)		0-0 6-3	0-0 L8		0-0 1B 1B		0-0 4-3	0-0 5-3		5	0	1	0	0	0	2												
Bruce Bochy, R OBP: 0.242, SLG: 0.290 (1, 2)		0-3 K		0-0 3B 1B	0-0 1-3 1B		0-0 F9	0-0 P6		5	1	2	0	0	1	1												
Mario Ramirez, R OBP: 0.339, SLG: 0.324 (1, 6)		4-0 BB		0-0 1-H 1B 3B	0-3 K		0-0 F8			3	1	1	1	1	1	2												
Ed Whitson, R OBP: 0.219, SLG: 0.167 Luis DeLeon, R OBP: 0.167, SLG: 0.167 (1, 1) (8, 1)		0-0 L8		0-0 3B 1B	4-0 1-2 BB		0-3 K			3	1	1	1	1	1	1												
Inning Stats	R: 0 E: 0 K: 0 S: 4	H: 1 LOB: 2 BB: 1 P: 8	R: 0 E: 0 K: 1 S: 5	H: 0 LOB: 1 BB: 1 P: 9	R: 3 E: 0 K: 0 S: 6	H: 3 LOB: 0 BB: 0 P: 6	R: 3 E: 0 K: 0 S: 7	H: 4 LOB: 1 BB: 0 P: 7	R: 0 E: 0 K: 2 S: 9	H: 2 LOB: 3 BB: 1 P: 13	R: 1 E: 0 K: 1 S: 7	H: 2 LOB: 1 BB: 0 P: 7	R: 0 E: 0 K: 1 S: 5	H: 0 LOB: 0 BB: 0 P: 5	R: 0 E: 0 K: 0 S: 3	H: 1 LOB: 1 BB: 0 P: 4	1B: 8 2B: 1 3B: 3 HR: 1	SF: 0 SAC: 0 DP: 0 HBP: 0	WP: 0 PA: 43 PB: 0 SB: 4 CS: 0									
PITCHER	IP	WLS	BF	H	R	ER	SO	BB	IBB	HBP	BLK	WP	HR	S	P	ERA	WHIP											
Tug McGraw, L ERA: 3.7 Ron Reed, R ERA: 3.53 Larry Andersen, R ERA: 2.51 Willie Hernandez, L ERA: 3.29	(1, 1)	3.0	L	15	4	3	3	1	2	0	0	0	0	1	15	23	9.00	2.000										

San Diego Padres @ Philadelphia Phillies
Veterans Stadium, Philadelphia, PA
Tue Aug 30 1983, 7:05 PM EDT
Att: 27,790 - Unknown

AB 40
R 7
H 13
RBI 6
BB 3
SO 5
LOB 20

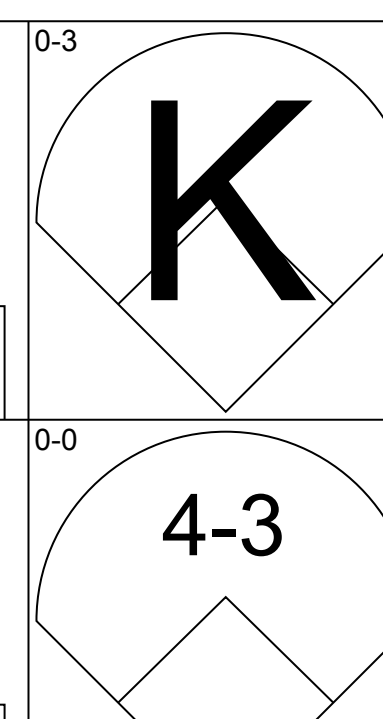
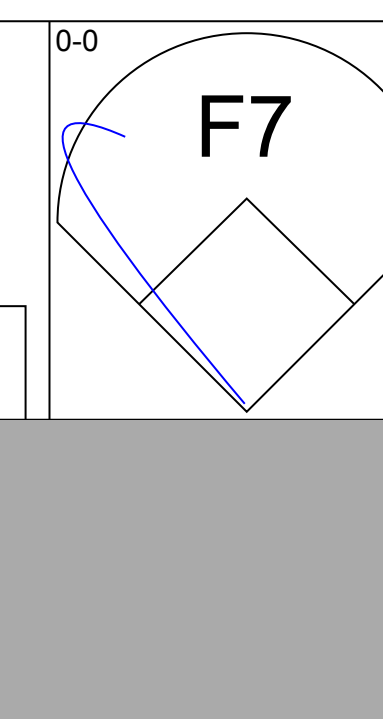
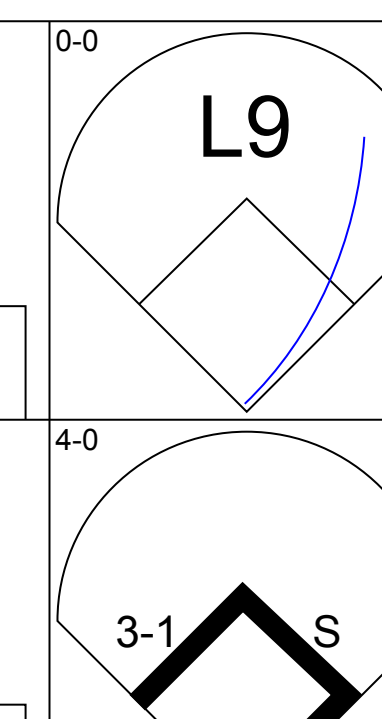
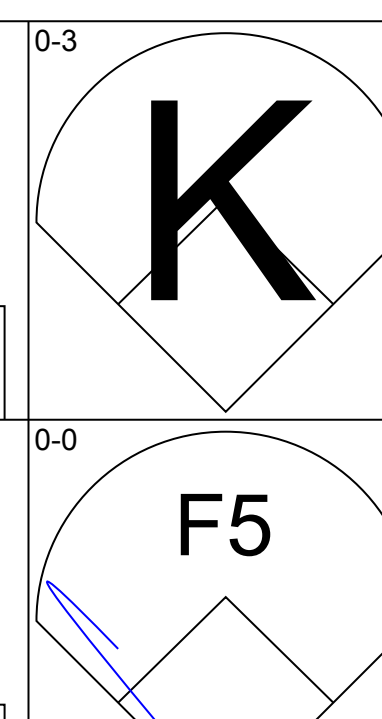
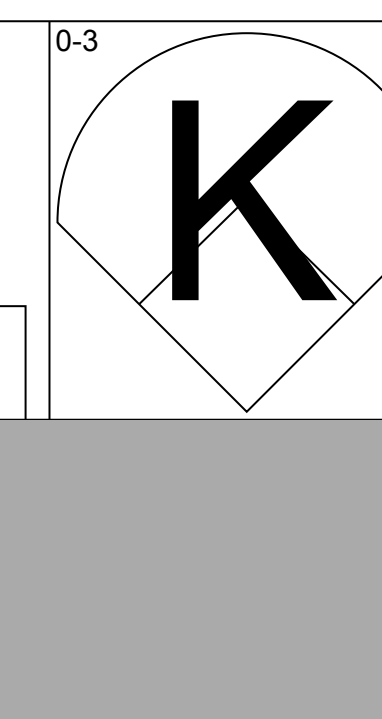
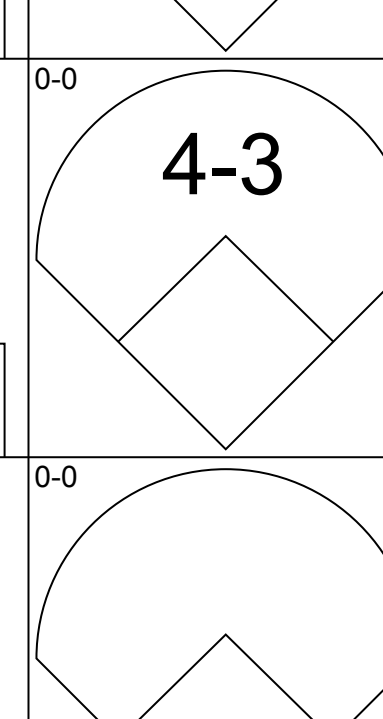
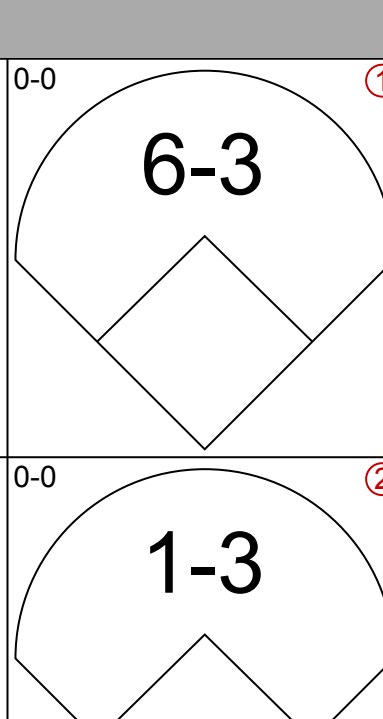
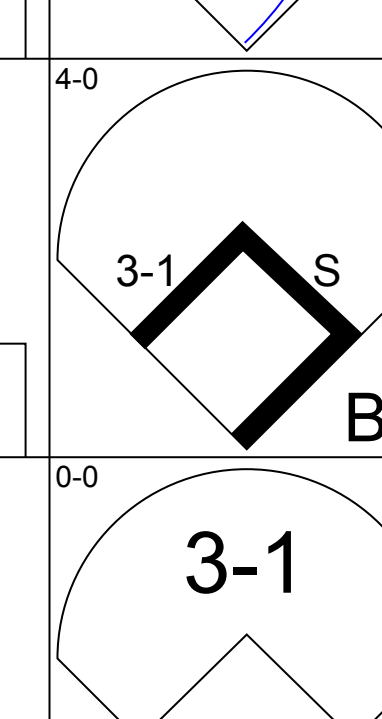
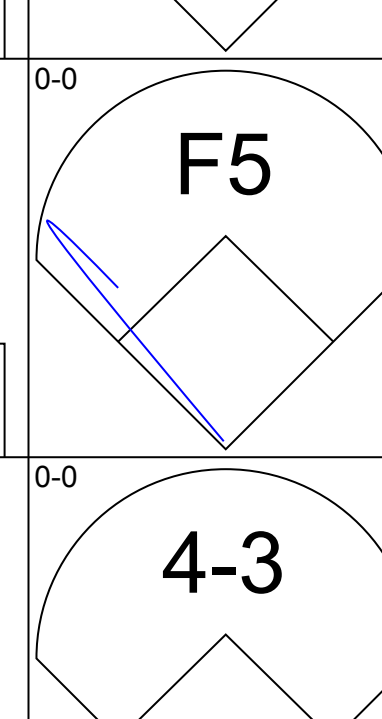
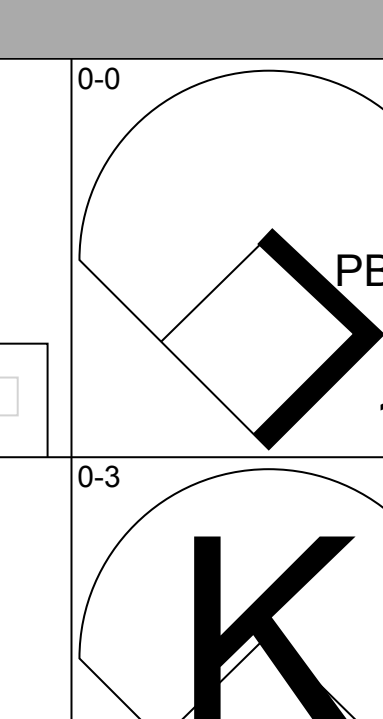
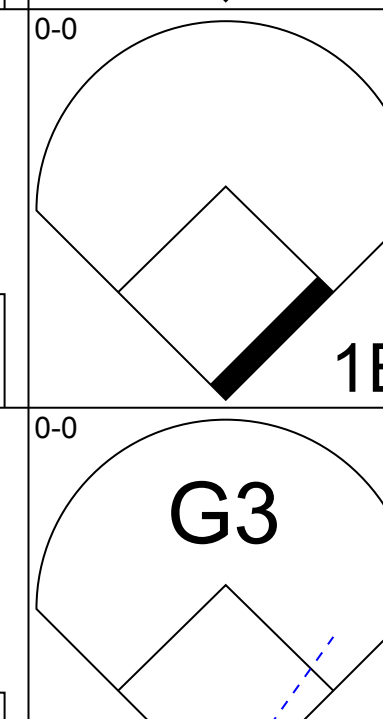
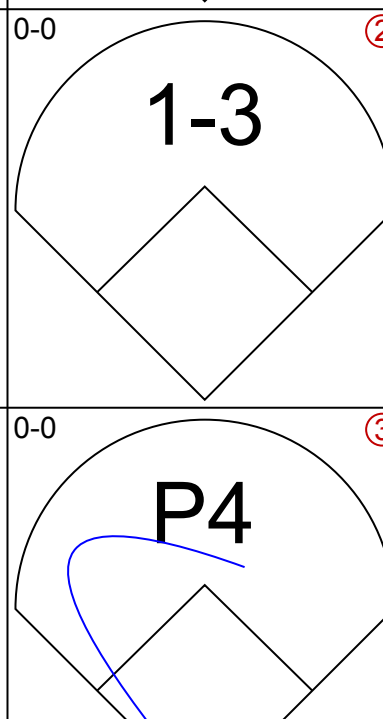
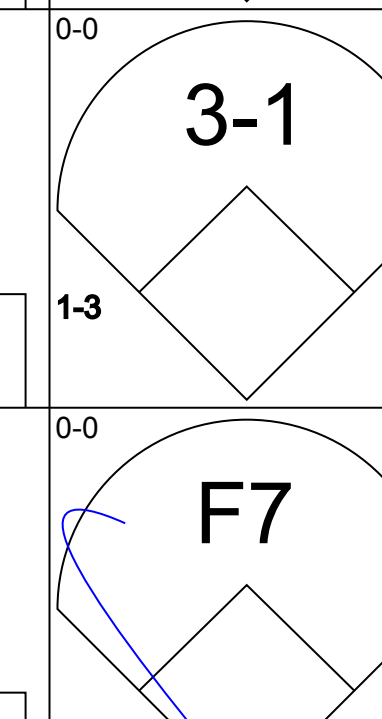
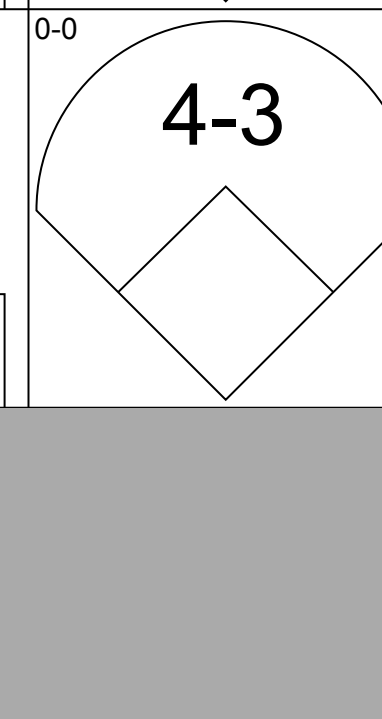
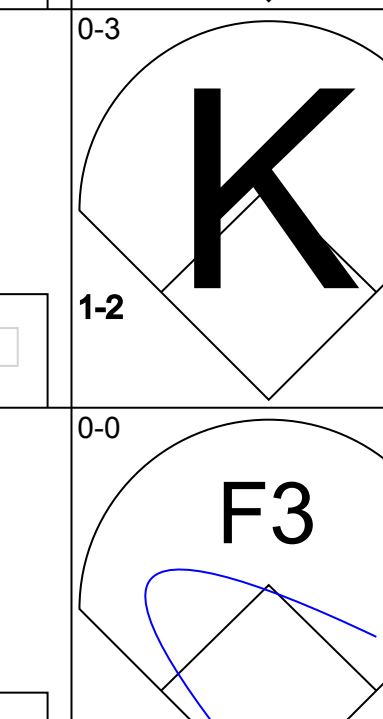
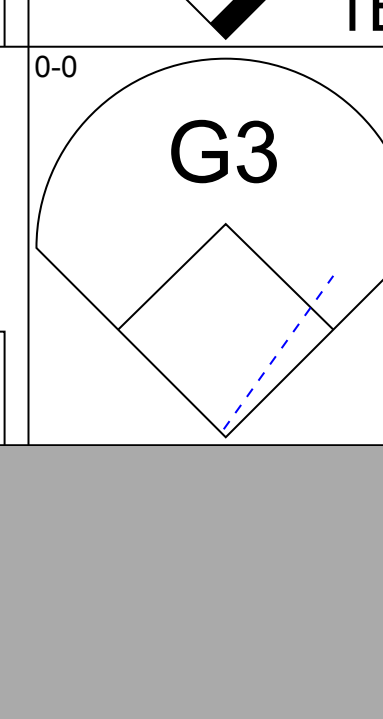
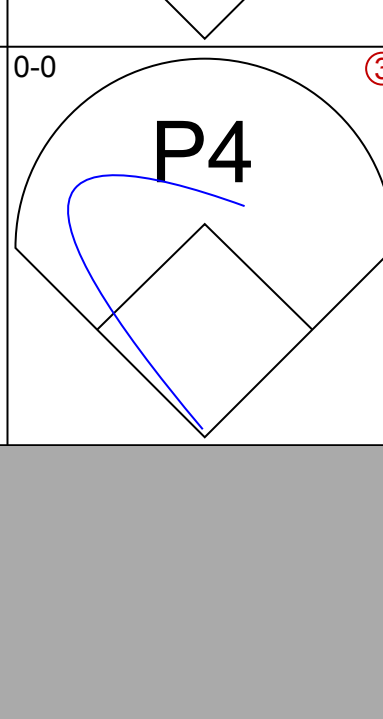
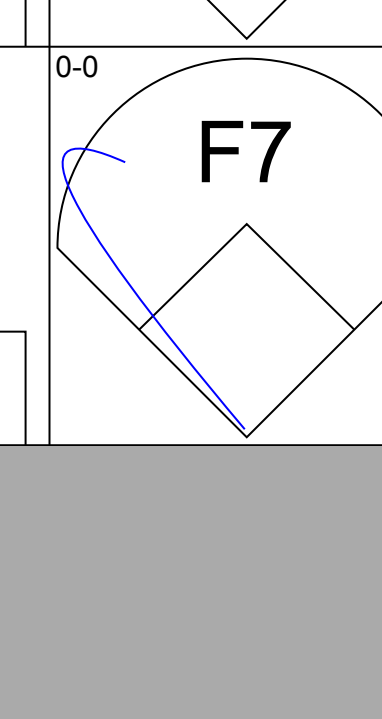
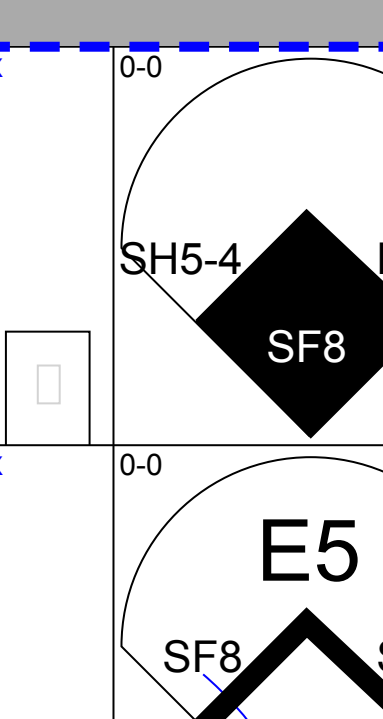
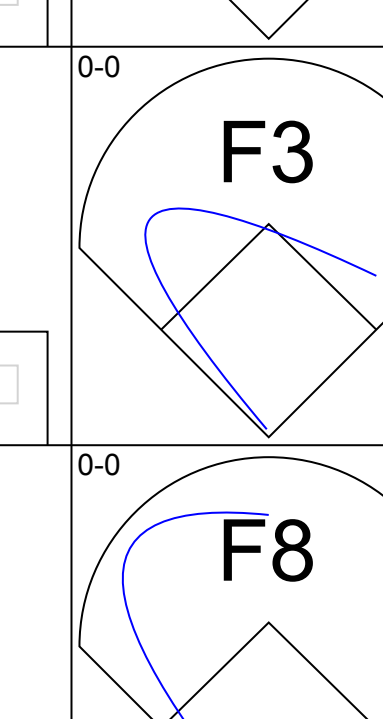
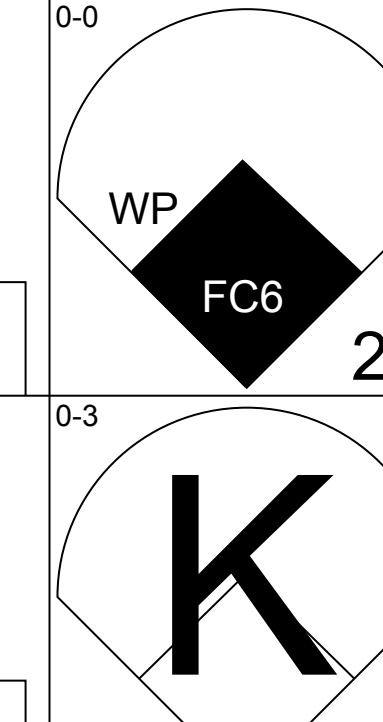
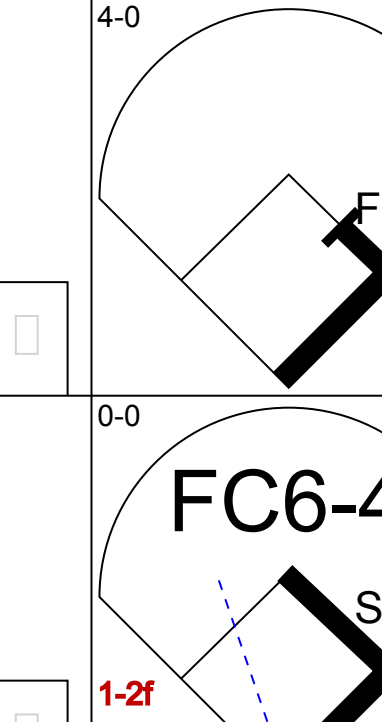
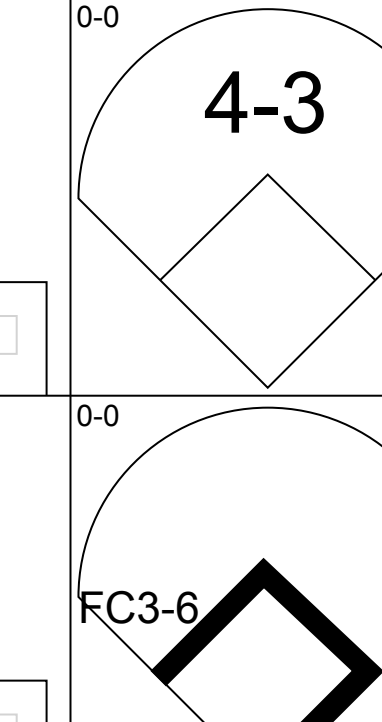
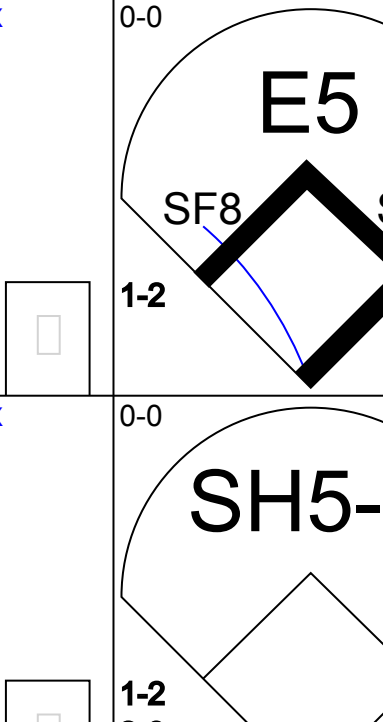
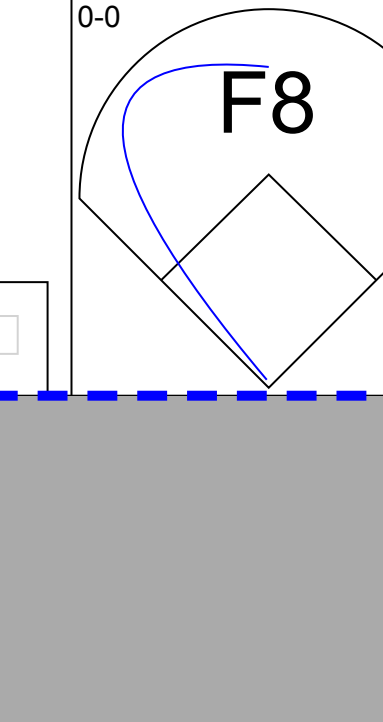

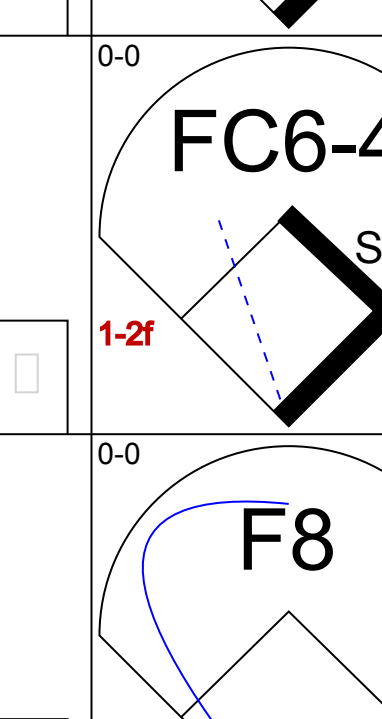
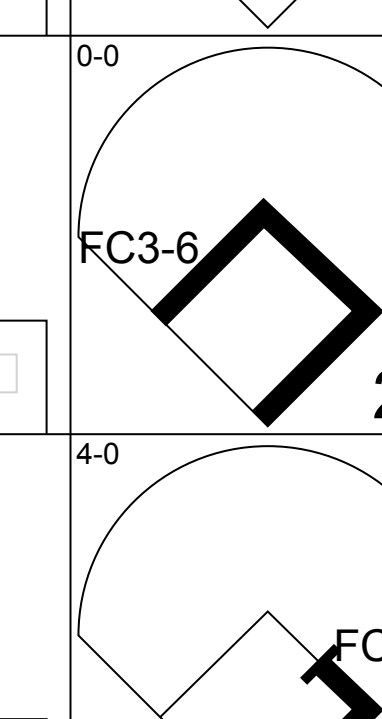
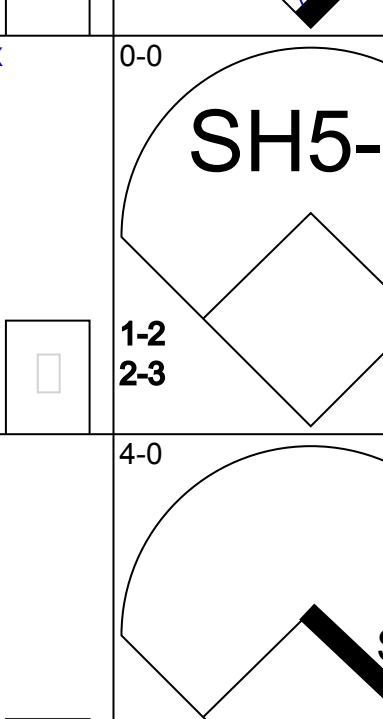
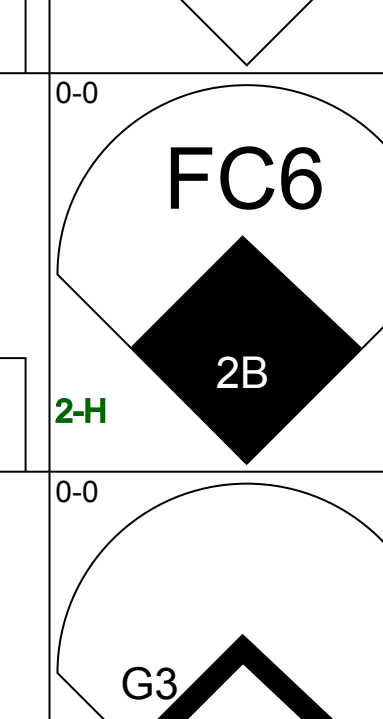
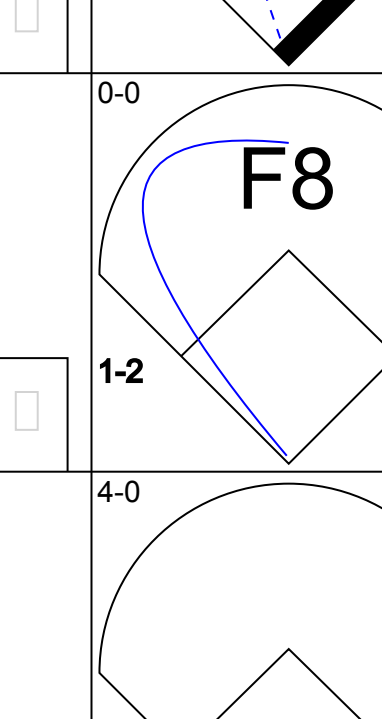
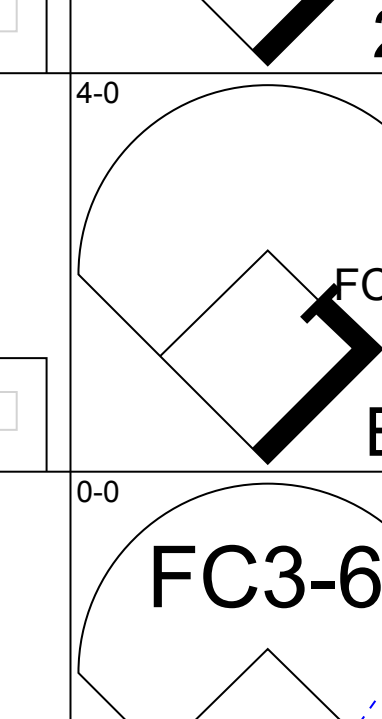
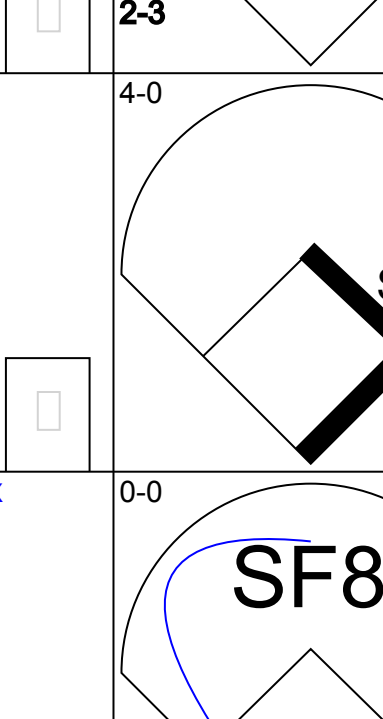
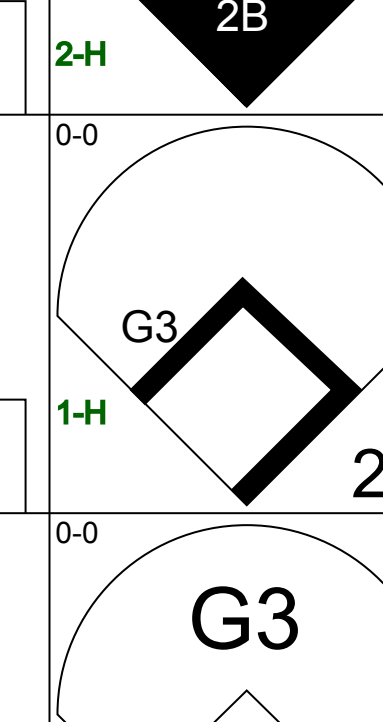
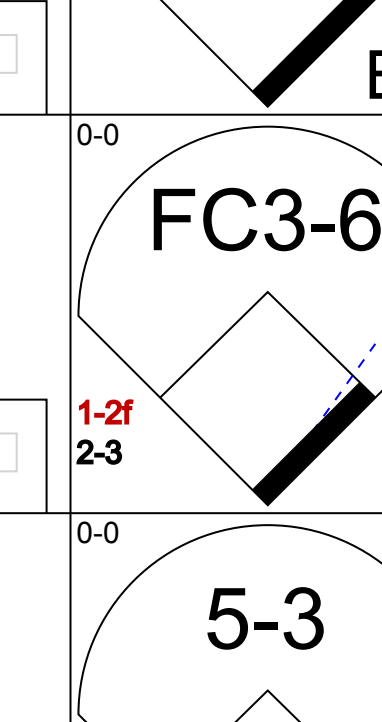
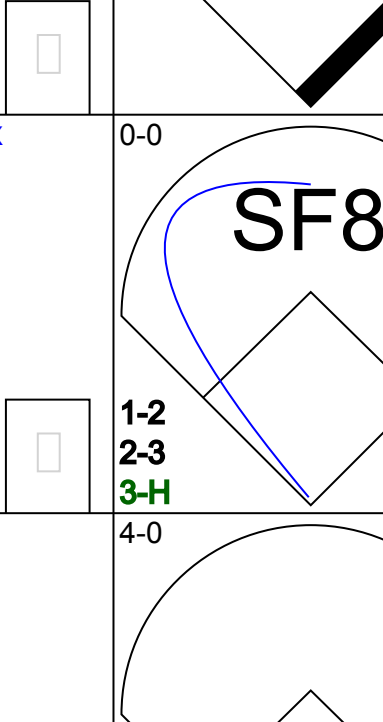
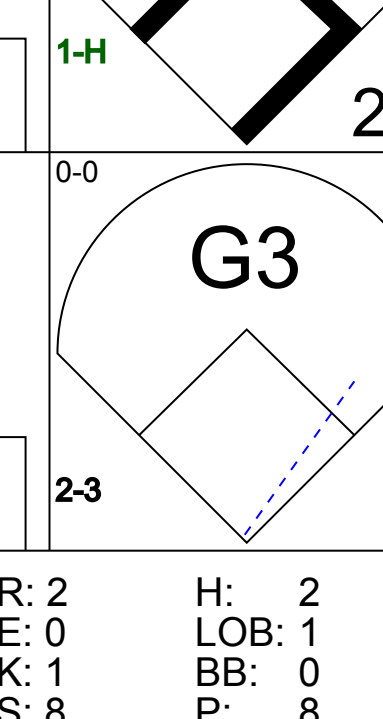
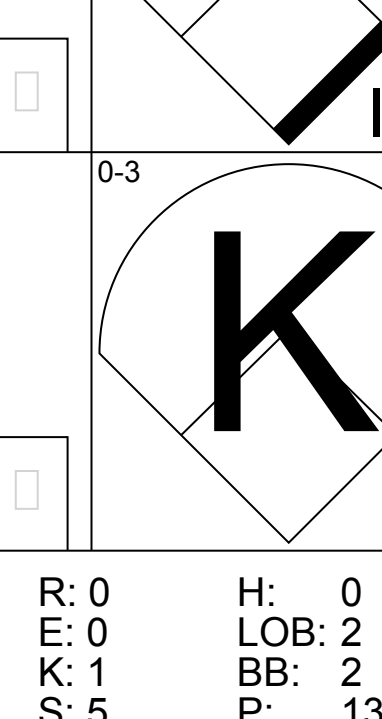
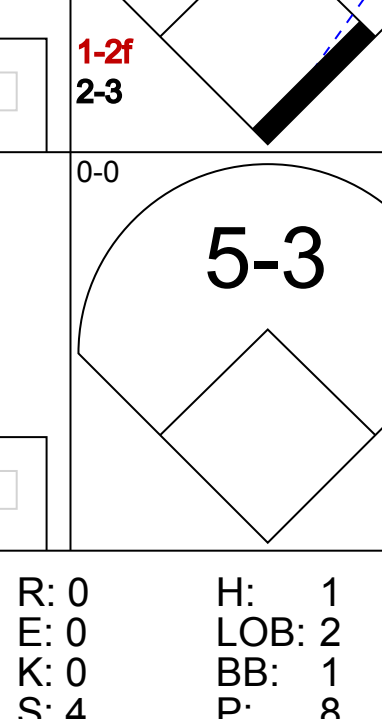
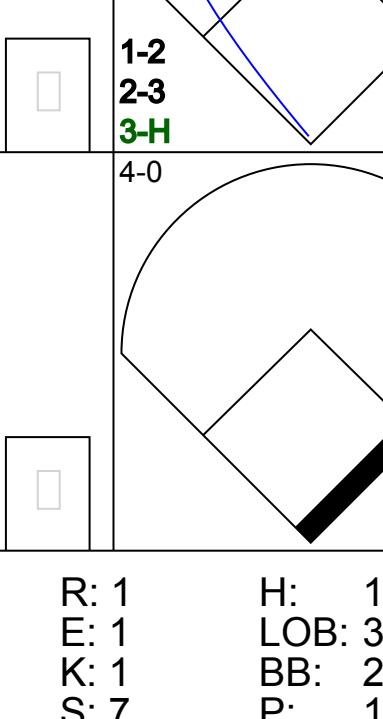


Batter	1	2	3	4	5	6	7	8	9	AB	R	H	RBI	BB	SO	LOB	BOTTOM										
Joe Morgan, L OBP: 0.347, SLG: 0.350 (1, 4)	0-0 4-3		0-0 F5			0-0 4-3		0-3 K		4	0	0	0	0	1	2											
Pete Rosa, S OBP: 0.316, SLG: 0.290 Willie Hernandez, L OBP: 0.455, SLG: 0.455 (1, 3) (9, 1)	0-0 4-3		0-0 L8			0-0 F8		0-0 SF9		3	0	0	1	0	0	0											
Mike Schmidt, R OBP: 0.395, SLG: 0.525 (1, 5)	0-0 HR		0-0 HR			0-0 2B 1B		0-3 K		4	3	3	2	0	1	1											
Joe Lefebvre, L OBP: 0.406, SLG: 0.556 (1, 7)	0-3 K		0-0 G3			0-0 4-3 2B		0-3 K		4	1	1	1	0	2	0											
Von Hayes, L OBP: 0.333, SLG: 0.378 (1, 9)		0-0 5-3		0-0 4-3		0-0 4-3		0-0 L8		4	0	0	0	0	0	1											
Gary Maddox, R OBP: 0.329, SLG: 0.393 (1, 8)		0-0 F9		0-0 6-3		0-0 6-3		0-0 F9		4	0	0	1	0	0	0											
Ozzie Virgil, R OBP: 0.268, SLG: 0.364 (1, 2)		0-0 CS 1B		0-3 K		0-3 6-3		0-0 K		3	0	1	0	0	1	0											
Kiko Garcia, R OBP: 0.348, SLG: 0.434 (1, 6)		0-0 CS	0-0 4-3		0-3 K		0-0 1B SF9 1B			3	1	1	0	0	1	0											
Tug McGraw, R OBP: 0.333, SLG: 0.333 Bob Feller, R OBP: 0.275, SLG: 0.289 Ron Reed, R OBP: 0.290, SLG: 0.290 Greg Gross, R OBP: 0.338, SLG: 0.397 Larry Andersen, R Tony Perez, R OBP: 0.320, SLG: 0.362 (1, 1) (3, PH) (4, 1) (6, PH) (7, 1) (8, PH) (9, 3)			0-0 F7			0-0 L6		0-0 1B		0	0	0	0	0	0	0											
Inning Stats	R: 1 E: 0 K: 1 S: 6	H: 1 LOB: 0 BB: 0 P: 6	R: 0 E: 0 K: 0 S: 3	H: 1 LOB: 0 BB: 0 P: 3	R: 0 E: 0 K: 0 S: 3	H: 0 LOB: 0 BB: 0 P: 3	R: 1 E: 0 K: 0 S: 4	H: 1 LOB: 0 BB: 0 P: 4	R: 0 E: 0 K: 2 S: 7	H: 0 LOB: 0 BB: 0 P: 7	R: 0 E: 0 K: 0 S: 3	H: 0 LOB: 0 BB: 0 P: 3	R: 2 E: 0 K: 0 S: 5	H: 2 LOB: 0 BB: 0 P: 5	R: 1 E: 0 K: 2 S: 9	H: 2 LOB: 1 BB: 0 P: 9	R: 0 E: 0 K: 1 S: 5	H: 0 LOB: 0 BB: 0 P: 5	1B: 4 2B: 1 3B: 0 HR: 2	SF: 1 SAC: 0 DP: 0 HBP: 0	WP: 0 PA: 34 PB: 0 SB: 0 CS: 1						
PITCHER	IP	WLS	BF	H	R	ER	SO	BB	IBB	HBP	BLK	WP	HR	S	P	ERA	WHIP										
Ed Whitson, R ERA: 4.91 Luis DeLeon, R ERA: 2.83	(1, 1)	7.0	W	26	6	5	5	3	0	0	0	0	0	13	13	0.00	0.500										


San Diego Padres @ Philadelphia Phillies
Veterans Stadium, Philadelphia, PA
Tue Aug 30 1983, 7:05 PM EDT
Att: 27,790 - Unknown

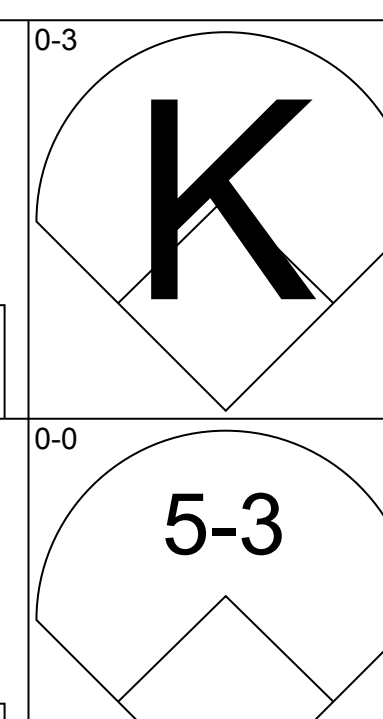
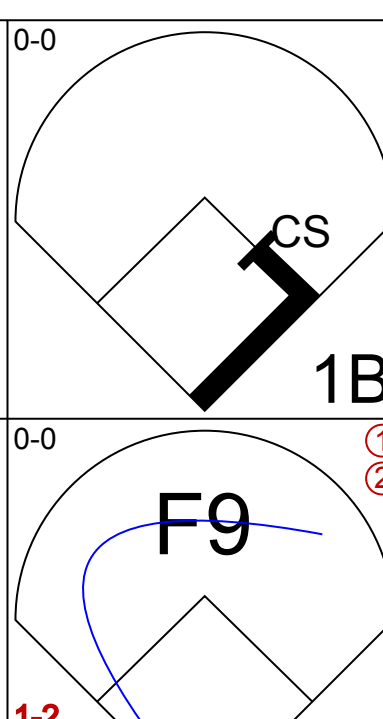
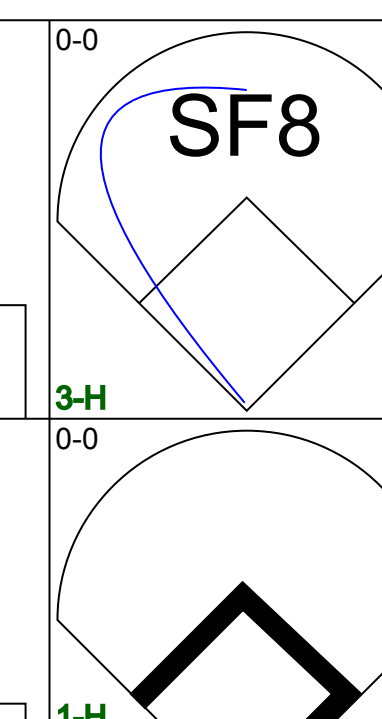
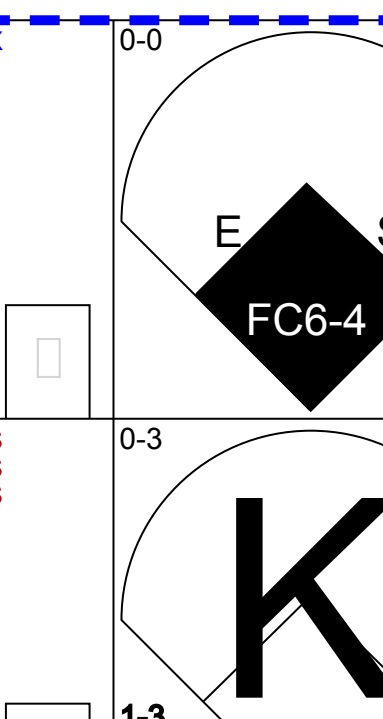
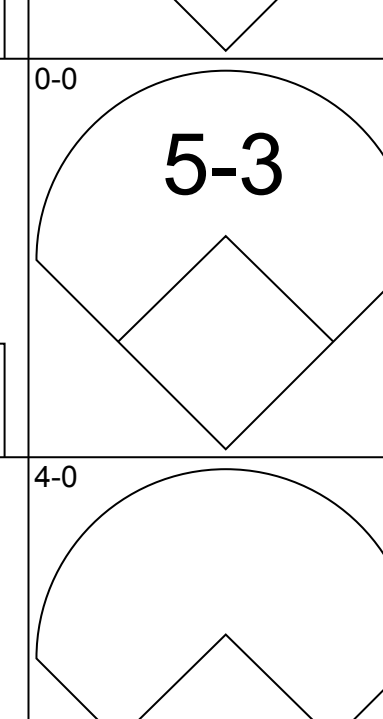
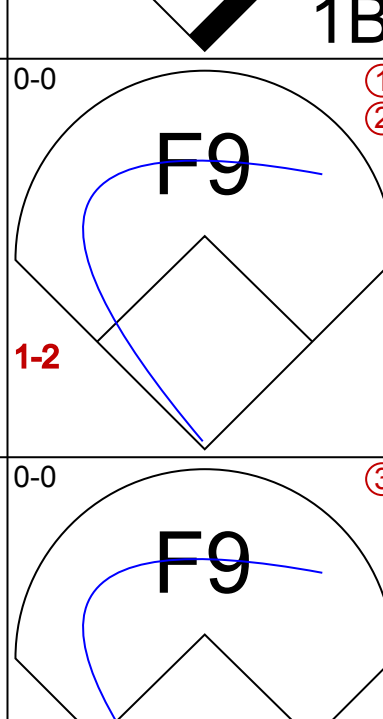
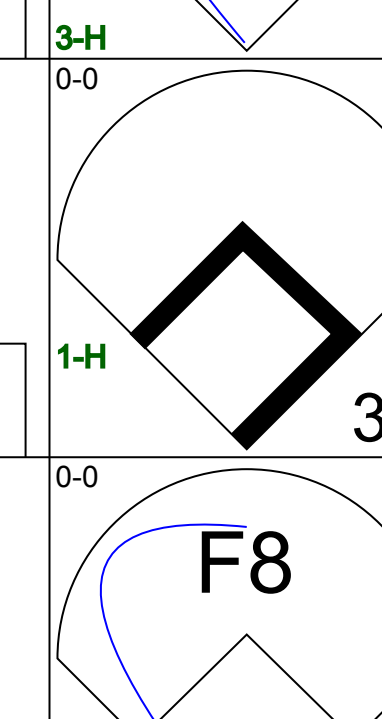
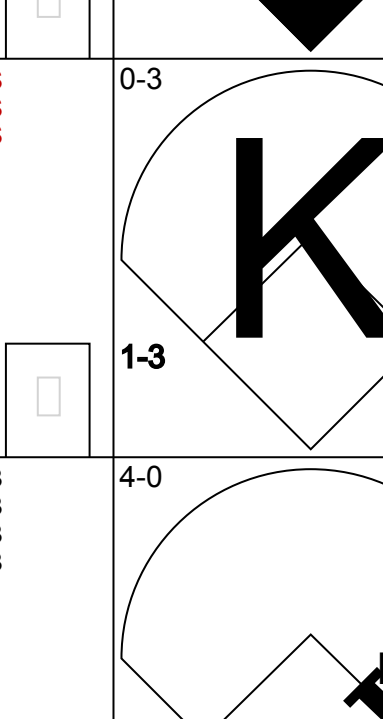
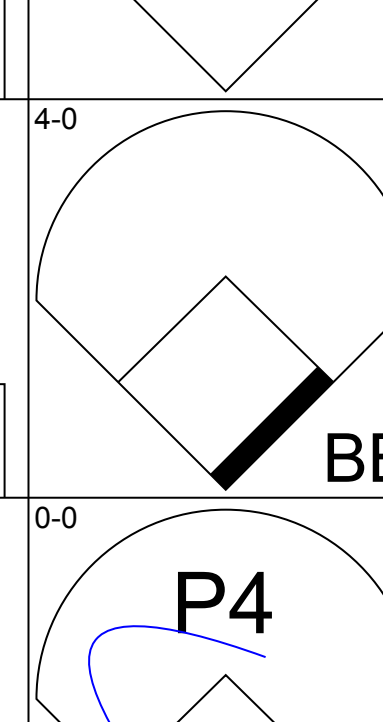
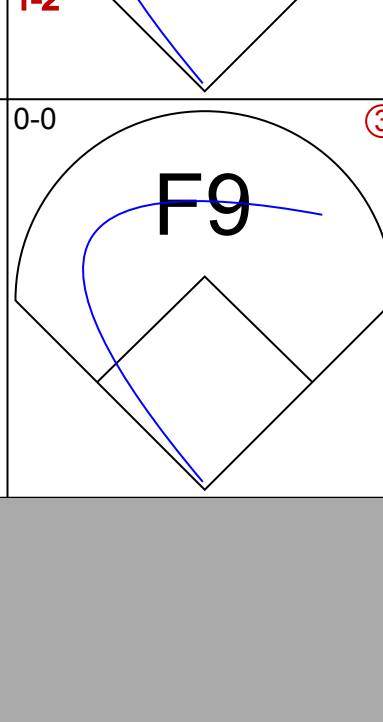
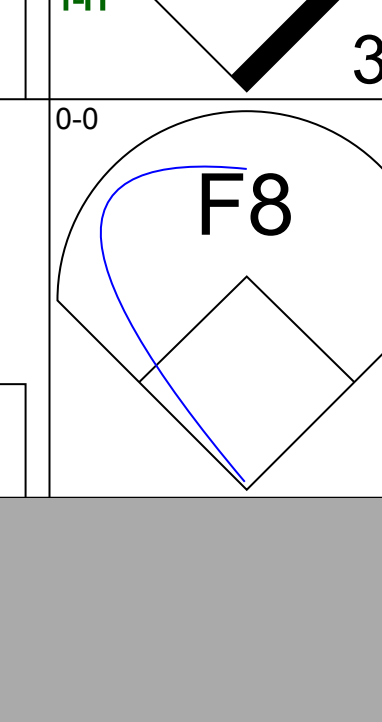
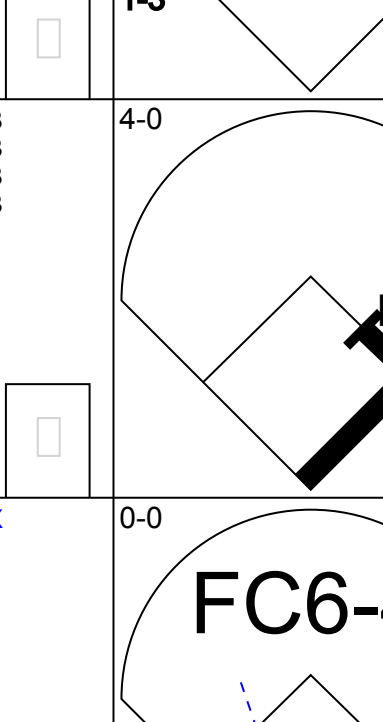
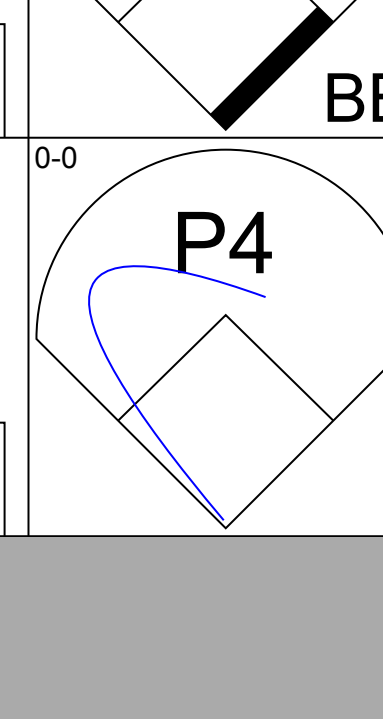
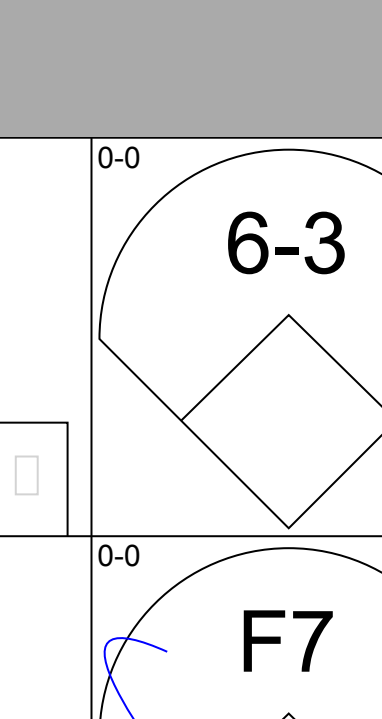
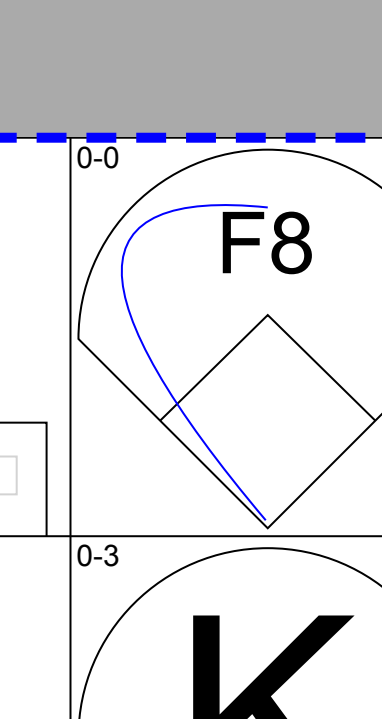
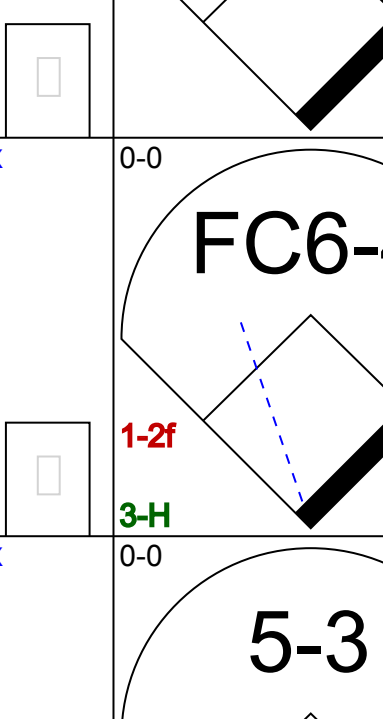
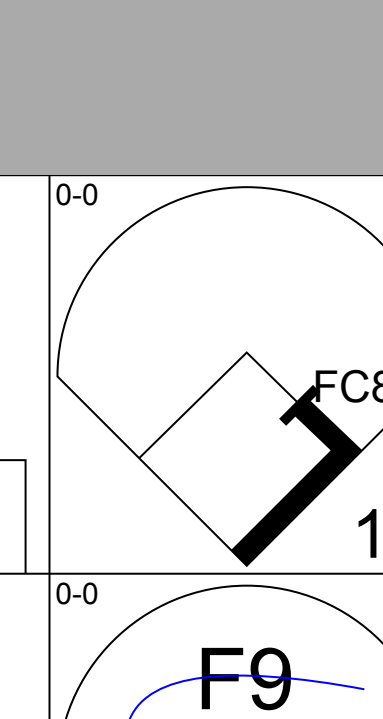
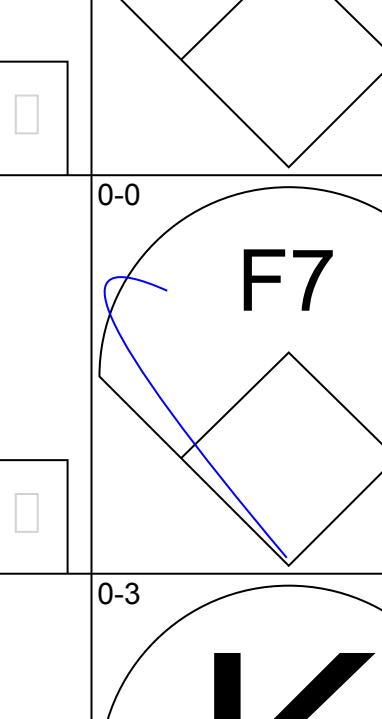
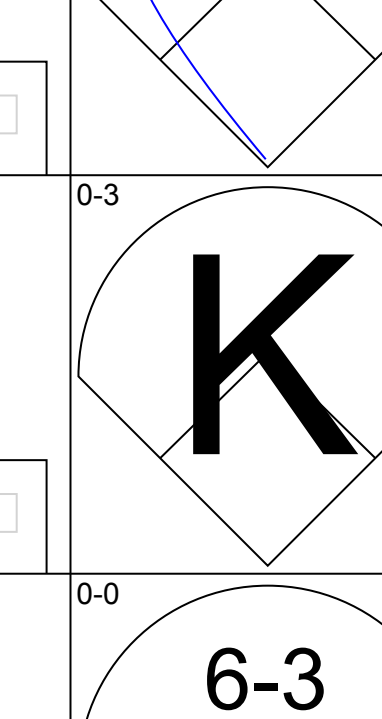
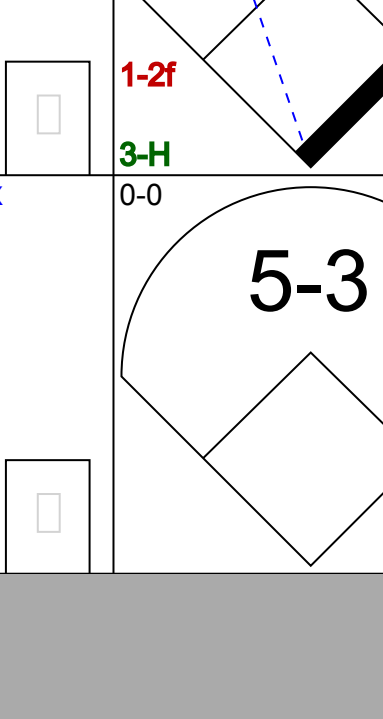

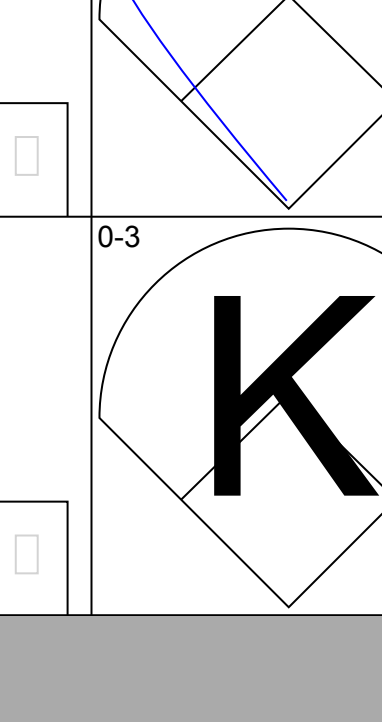
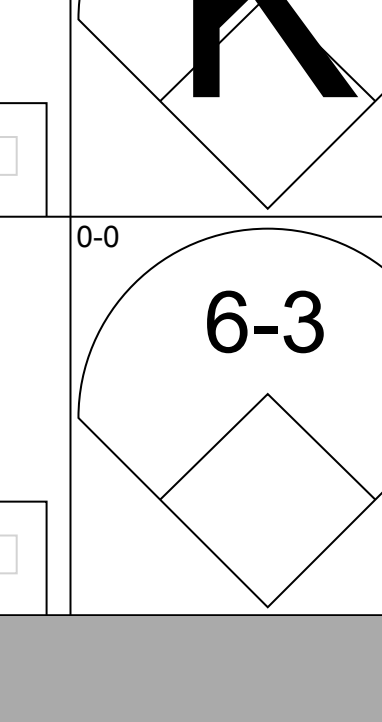
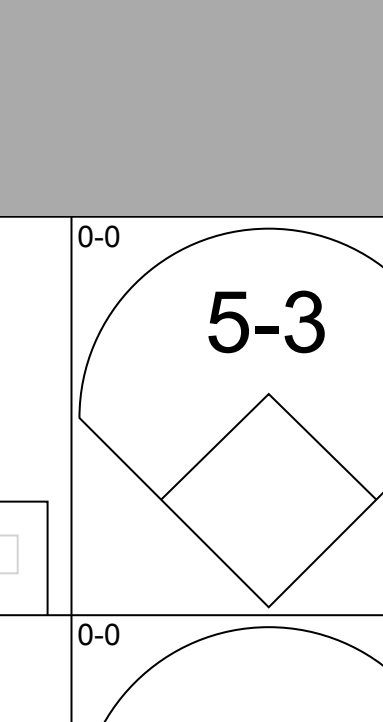
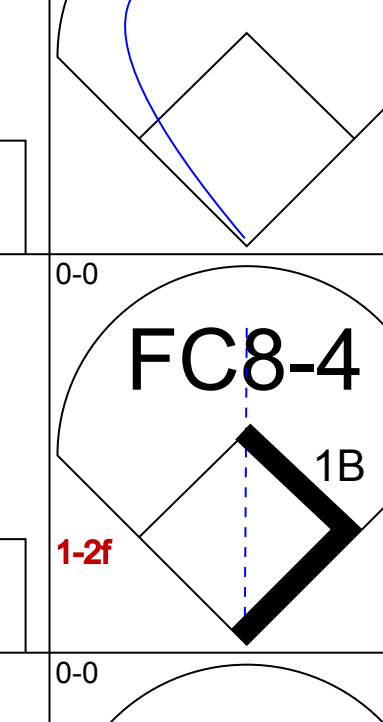
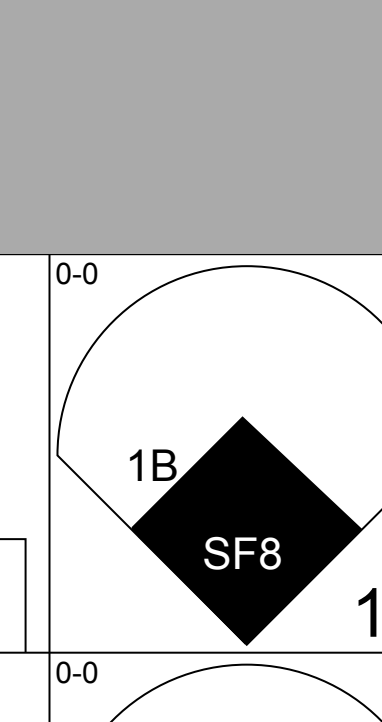
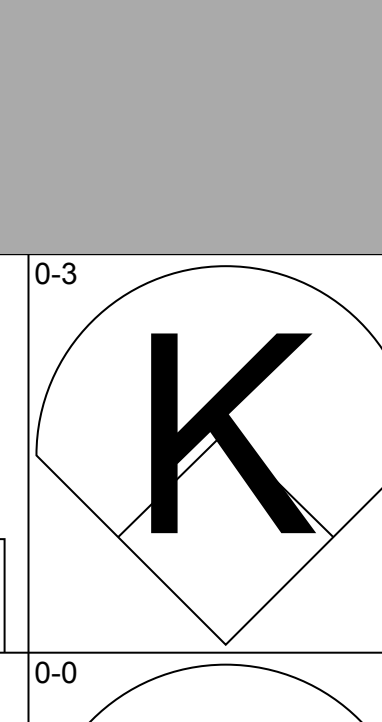
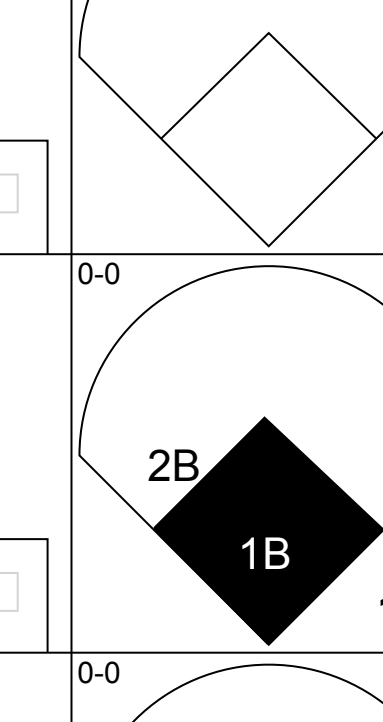
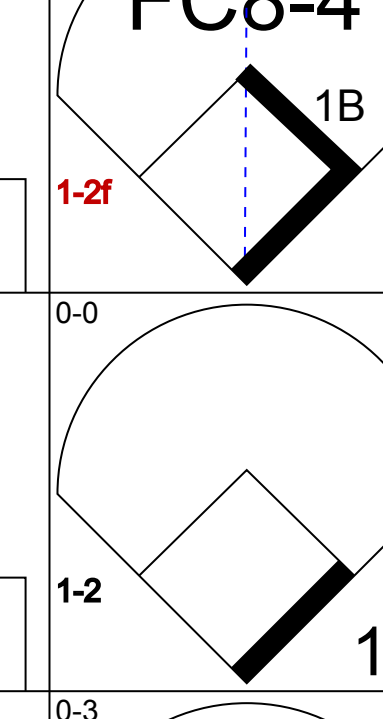
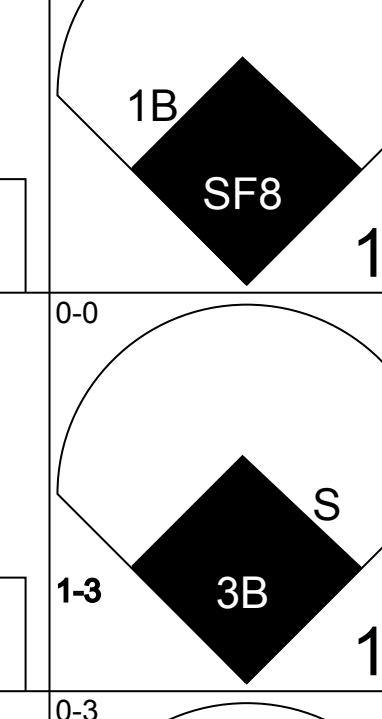
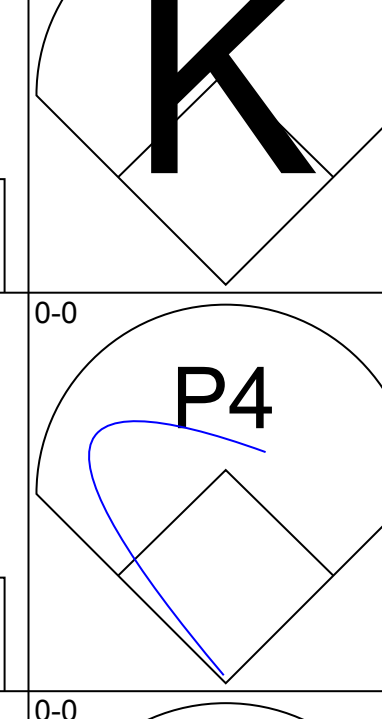
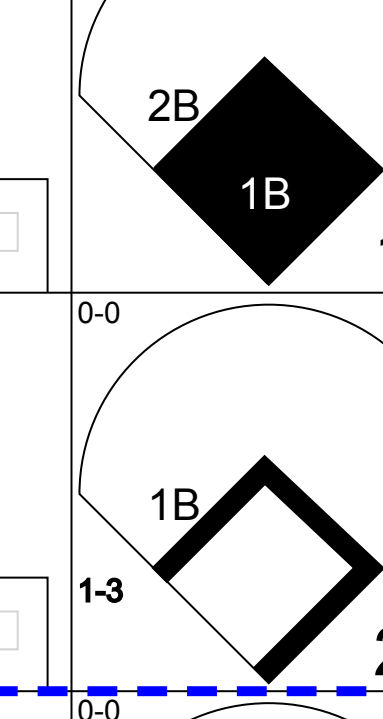



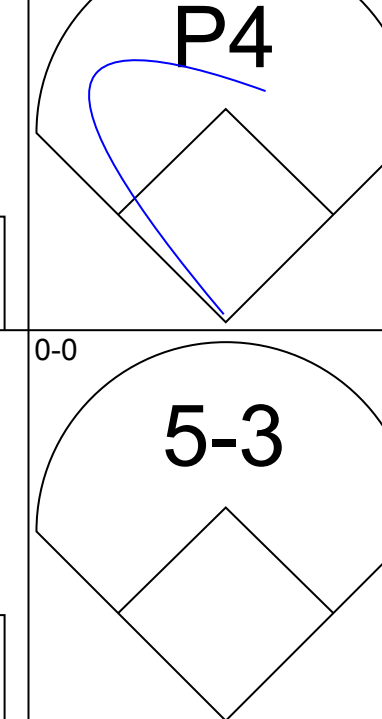
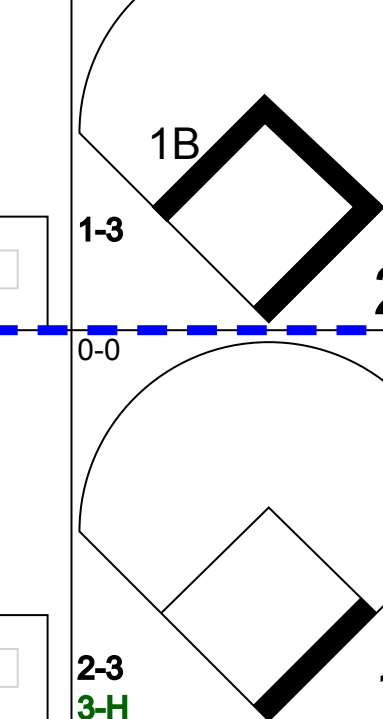
AB 32
R 5
H 7
RBI 5
BB 0
SO 6
LOB 4



Batter	1	2	3	4	5	6	7	8	9	AB	R	H	RBI	BB	SO	LOB	TOP			
Bobby Brown, S OBP: 0.361, SLG: 0.475 (1, 7)										5	0	0	0	0	3	4	San Diego Padres @ Philadelphia Phillies Veterans Stadium, Philadelphia, PA Wed Aug 31 1983, 7:05 PM EDT Att: 21,547 - Unknown			
Alan Wiggins, S OBP: 0.369, SLG: 0.343 (1, 3)										4	0	1	0	1	0	0				
Tony Gwynn, L OBP: 0.332, SLG: 0.348 (1, 9) (9, 8)										5	0	1	0	0	1	2				
Terry Kennedy, L OBP: 0.342, SLG: 0.415 Doug Gwosdz, R OBP: 0.217, SLG: 0.238 (8, 2) (8, 2)										4	0	1	0	0	0	2				
Ruppert Jones, L OBP: 0.310, SLG: 0.391 Sixto Lezcano, R OBP: 0.331, SLG: 0.356 (9, 9) (9, 9)										3	1	1	0	1	0	1				
Gary Templeton, S OBP: 0.290, SLG: 0.332 (1, 6)										3	0	1	0	0	1	2				
Luis Salazar, R OBP: 0.285, SLG: 0.388 (1, 5)										2	1	0	1	2	0	1				
Juan Bonilla, R OBP: 0.311, SLG: 0.310 (1, 4)										2	0	1	2	1	0	2				
Mark Thurmond, L OBP: 0.113, SLG: 0.115 Greg Richards, L OBP: 0.327, SLG: 0.383 Andy Hawkins, R OBP: 0.126, SLG: 0.143 Kurt Bevacqua, R OBP: 0.142, SLG: 0.143 Elias Sosa, R OBP: 0.142, SLG: 0.143 Gary Lucas, L (9, 1) (9, 1)										2	0	0	0	0	1	3				
Inning Stats	R: 0 E: 0 K: 1 S: 6	H: 1 LOB: 1 BB: 0 P: 6	R: 2 E: 0 K: 1 S: 8	H: 2 LOB: 1 BB: 0 P: 8	R: 0 E: 0 K: 0 S: 3	H: 0 LOB: 0 BB: 0 P: 3	R: 0 E: 0 K: 1 S: 5	H: 0 LOB: 2 BB: 2 P: 13	R: 0 E: 0 K: 0 S: 3	H: 1 LOB: 2 BB: 1 P: 7	R: 0 E: 0 K: 0 S: 4	H: 0 LOB: 0 BB: 0 P: 5	R: 0 E: 0 K: 1 S: 5	H: 1 LOB: 3 BB: 2 P: 15	R: 0 E: 0 K: 1 S: 6	H: 1 LOB: 1 BB: 0 P: 6		1B: 3 2B: 3 3B: 0 HR: 0	SF: 1 SAC: 1 DP: 0 HBP: 0	WP: 1 PB: 1 SB: 2 CS: 0
PITCHER	IP	WLS	BF	H	R	ER	SO	BB	IBB	HBP	BLK	WP	HR	S	P	ERA	WHIP			
Charles Hudson, R ERA: 3.56 Al Holland, L ERA: 2.41	(1, 1) (8, 1)	7.0 W	30 11	4 2	2 1	2 0	4 2	3 0	1 2	0 0	0 0	1 0	0 13	34 21	50 21	2.57 0.00	1.000 1.000			

AB	32
R	3
H	6
RBI	3
BB	6
SO	6
LOB	20



Batter	1	2	3	4	5	6	7	8	9	AB	R	H	RBI	BB	SO	LOB	BOTTOM			
Juan Samuel, R OBP: 0.281, SLG: 0.357 Joe Morgan, L OBP: 0.348, SLG: 0.352 (1, 4) (8, 4) (9, 4)										2	0	1	1	0	1	0	San Diego Padres @ Philadelphia Phillies Veterans Stadium, Philadelphia, PA Wed Aug 31 1983, 7:05 PM EDT Att: 21,547 - Unknown			
Gary Matthews, R OBP: 0.362, SLG: 0.394 (1, 7)										4	0	1	1	0	1	2				
Mike Schmidt, R OBP: 0.396, SLG: 0.522 (1, 5) B B B										2	0	0	0	2	0	1				
Tony Perez, R OBP: 0.315, SLG: 0.376 (1, 3)										4	0	0	1	0	0	2				
Garry Maddox, R OBP: 0.327, SLG: 0.391 (1, 8)										4	0	1	0	0	1	1				
Bo Diaz, R OBP: 0.291, SLG: 0.370 (1, 2)										4	0	0	0	0	1	1				
Ivan De Jesus, R OBP: 0.325, SLG: 0.314 (1, 6)										4	2	2	0	0	1	1				
Bob Dernier, R OBP: 0.293, SLG: 0.296 Joe Lefebvre, L OBP: 0.405, SLG: 0.560 (1, 9) (7, 9) (8, 9)										2	1	2	0	0	0	0				
Charles Hudson, S OBP: 0.178, SLG: 0.119 Greg Gross, L OBP: 0.366, SLG: 0.365 Al Holland, R Pete Rose, S OBP: 0.317, SLG: 0.291 (8, 1) (9, 1)										2	0	0	0	0	2	4				
Inning Stats	R: 0 E: 0 K: 1 S: 5	H: 0 LOB: 1 BB: 1 P: 9	R: 0 E: 0 K: 1 S: 7	H: 2 LOB: 2 BB: 0 P: 7	R: 0 E: 0 K: 0 S: 3	H: 1 LOB: 0 BB: 0 P: 3	R: 0 E: 0 K: 1 S: 5	H: 0 LOB: 0 BB: 0 P: 5	R: 0 E: 0 K: 1 S: 5	H: 0 LOB: 0 BB: 0 P: 5	R: 0 E: 0 K: 1 S: 6	H: 1 LOB: 1 BB: 1 P: 10	R: 0 E: 0 K: 0 S: 4	H: 3 LOB: 3 BB: 0 P: 4	1B: 8 2B: 1 3B: 1 HR: 0	SF: 1 SAC: 0 DP: 0 HBP: 0		WP: 0 PB: 0 SB: 2 CS: 1	PA: 36	
PITCHER	IP	WLS	BF	H	R	ER	SO	BB	IBB	HBP	BLK	WP	HR	S	P	ERA	WHIP			
Mark Thurmond, L ERA: 2.37 Andy Hawkins, R ERA: 3.14 Elias Sosa, R ERA: 4.46 Gary Lucas, L ERA: 3.24	(1, 1) (6, 1) (8, 1) (9, 1)	5.0 2.0 1.1 0.0	21 6 8 1	6 0 3 0	0 0 2 1	2 0 1 0	2 2 1 0	0 0 1 0	0 0 0 0	0 0 0 0	0 0 0 0	0 0 9 0	0 0 13 1	10 10 9 1	10 10 13 1	0.00 0.00 6.75 ∞	1.400 0.000 3.000 ∞			

AB	33
R	4
H	10
RBI	4
BB	2
SO	7
LOB	12



Batter	1	2	3	4	5	6	7	8	9	AB	R	H	RBI	BB	SO	LOB	TOP										
Johnnie LeMaster, R OBP: 0.325, SLG: 0.318 (1, 6)	0-3 K		0-0 P3		0-0 P4	5-3		0-0 F9		5	0	0	0	0	1	4	San Francisco Giants @ Philadelphia Phillies Veterans Stadium, Philadelphia, PA Sat Sep 03 1983, 7:05 PM EDT Att: 26,529 - Unknown										
Tom O'Malley, L OBP: 0.326, SLG: 0.330 (1, 5)	0-0 4-3		0-0 1B		0-0 G3		0-0 G3		0-0 3-1	5	0	1	1	0	0	0											
Jack Clark, R OBP: 0.355, SLG: 0.425 (1, 9)	0-3 K		0-0 F8		4-0 1B	F8 1B	BB	0-0 4-3		3	1	0	0	1	1	2											
Jeffrey Leonard, R OBP: 0.326, SLG: 0.483 (1, 7)		4-0 CS BB		0-0 S 1B		0-0 F8		0-0 1B		3	1	2	0	1	0	1											
Joel Youngblood, R OBP: 0.349, SLG: 0.488 Brad Wellman, R OBP: 0.310, SLG: 0.262 (6, 4)	0-0 6-3		0-3 K		0-0 K	1B		0-0 P4		3	1	1	0	0	1	2											
Chili Davis, S OBP: 0.315, SLG: 0.359 (1, 8)	0-0 5-3		0-3 K		0-0 F9			0-0 4-3		4	0	0	0	0	1	3											
Bob Brenly, R Dave Bergman, L OBP: 0.381, SLG: 0.441 (6, 3)			0-0 4-3		0-0 WP S 1B	1B		0-0 G4-6-3 1B		2	1	1	1	1	0	0											
Steve Nicosia, R OBP: 0.227, SLG: 0.281 (1, 2)			0-0 1B		0-0 F9	1B		0-0 G4-6-3 1B		4	1	2	3	0	0	2											
Mike Krukow, R OBP: 0.224, SLG: 0.222 Jim Barr, R OBP: 0.071, SLG: 0.143 Max Venable, L OBP: 0.289, SLG: 0.387 Greg Minton, S OBP: 0.444, SLG: 0.375 (9, 1)	0-0 1B		0-0 1B		0-3 K		0-0 1B		0-0 F7	3	0	2	0	0	1	0											
Inning Stats	R: 0 E: 0 K: 2 S: 7	H: 0 LOB: 0 BB: 0 P: 7	R: 0 E: 0 K: 0 S: 2	H: 0 LOB: 0 BB: 1 P: 6	R: 1 E: 0 K: 0 S: 6	H: 3 LOB: 2 BB: 0 P: 6	R: 1 E: 0 K: 2 S: 9	H: 2 LOB: 1 BB: 0 P: 9	R: 0 E: 0 K: 1 S: 5	H: 0 LOB: 0 BB: 0 P: 5	R: 3 E: 0 K: 0 S: 6	H: 3 LOB: 2 BB: 2 P: 14	R: 0 E: 0 K: 0 S: 4	H: 1 LOB: 1 BB: 0 P: 4	R: 0 E: 0 K: 0 S: 3	H: 1 LOB: 0 BB: 0 P: 3		R: 0 E: 0 K: 0 S: 3	H: 0 LOB: 0 BB: 0 P: 3	1B: 10 2B: 0 3B: 0 HR: 0	SF: 0 SAC: 0 DP: 1 HBP: 0	WP: 1 PB: 0 CS: 2 CS: 1	PA: 38				
PITCHER	IP	WLS	BF	H	R	ER	SO	BB	IBB	HBP	BLK	WP	HR	S	P	ERA	WHIP										
Steve Carlton, L ERA: 3.03 Larry Andersen, R ERA: 2.09 (7, 1)	6.0	L	28	8	5	5	5	2	1	0	0	1	0	35	47	7.50	1.667										

Batter	1	2	3	4	5	6	7	8	9	AB	R	H	RBI	BB	SO	LOB	BOTTOM										
Joe Morgan, L OBP: 0.349, SLG: 0.371 (1, 4)	0-0 P4		0-0 L9			1-H HR		0-0 6-3		4	1	1	2	0	0	1	San Francisco Giants @ Philadelphia Phillies Veterans Stadium, Philadelphia, PA Sat Sep 03 1983, 7:05 PM EDT Att: 26,529 - Unknown										
Gary Matthews, R OBP: 0.357, SLG: 0.390 (1, 7)	0-3 K			0-0 4-3		0-3 K		0-3 K		4	0	0	0	0	3	0											
Mike Schmidt, R OBP: 0.396, SLG: 0.516 (1, 5)	0-3 K			0-3 K		4-0 G3 1B BB		0-0 L3		3	0	0	0	1	2	0											
Joe Lefebvre, L OBP: 0.408, SLG: 0.564 (1, 9)		0-0 F8		0-0 4-3		0-0 G3 1B		0-0 F8 SF8 2B		4	1	2	0	0	0	0											
Len Matuszek, L (1, 3)		0-0 4-3			0-0 P6	0-0 G3		0-0 F8		4	0	0	0	0	0	3											
Gary Maddox, R OBP: 0.322, SLG: 0.386 Larry Andersen, R (7, 1) Greg Gross, L OBP: 0.364, SLG: 0.365 (9, PH)		0-0 4-3			0-0 6-3	0-0 L1		0-0 SF8		3	0	0	0	0	0	2											
Bo Diaz, R OBP: 0.288, SLG: 0.365 Bob Dernier, R OBP: 0.293, SLG: 0.296 (9, PR)			0-0 4-3		0-3 K		0-0 6-3		0-0 S 1B	4	0	1	0	0	1	0											
Ivan De Jesus, R OBP: 0.325, SLG: 0.320 Pete Rose, S OBP: 0.315, SLG: 0.288 (9, PH)			0-0 F7			0-0 HR		0-0 F8		3	1	1	1	0	0	0											
Steve Carlton, L OBP: 0.212, SLG: 0.262 Von Hayes, L OBP: 0.334, SLG: 0.376 (7, 8)			0-0 1B			0-0 HR 1B		0-3 K		1	0	1	0	0	0	0											
Inning Stats	R: 0 E: 0 K: 2 S: 7	H: 0 LOB: 0 BB: 0 P: 7	R: 0 E: 0 K: 0 S: 3	H: 0 LOB: 0 BB: 0 P: 3	R: 0 E: 0 K: 0 S: 4	H: 1 LOB: 1 BB: 0 P: 4	R: 0 E: 0 K: 1 S: 5	H: 0 LOB: 0 BB: 0 P: 5	R: 0 E: 0 K: 1 S: 5	H: 0 LOB: 0 BB: 0 P: 5	R: 3 E: 0 K: 1 S: 9	H: 4 LOB: 2 BB: 1 P: 13	R: 0 E: 0 K: 1 S: 5	H: 0 LOB: 0 BB: 0 P: 5	R: 0 E: 0 K: 1 S: 5	H: 0 LOB: 0 BB: 0 P: 5		R: 1 E: 0 K: 0 S: 5	H: 2 LOB: 2 BB: 0 P: 5	1B: 4 2B: 1 3B: 0 HR: 2	SF: 1 SAC: 0 DP: 0 HBP: 0	WP: 0 PB: 0 SB: 1 CS: 0	PA: 35				
PITCHER	IP	WLS	BF	H	R	ER	SO	BB	IBB	HBP	BLK	WP	HR	S	P	ERA	WHIP										
Mike Krukow, R ERA: 3.5 Jim Barr, R ERA: 4.45 Greg Minton, R ERA: 3.57 (9, 1)	5.1	W	21	4	3	3	5	1	0	0	0	0	0	13	13	0.00	0.375										

Batter	1	2	3	4	5	6	7	8	9	AB	R	H	RBI	BB	SO	LOB	TOP										
Johnnie LeMaster, R OBP: 0.327, SLG: 0.318	0-3 K	4-0 1B E BB		0-0 FC1-5 S 1B		1-0 FC6-4 1B HBP		0-0 FC3-6 4-3 1B	0-3 K	4	2	1	0	1	2	3	San Francisco Giants @ Philadelphia Phillies Veterans Stadium, Philadelphia, PA Sun Sep 04 1983, 3:33 AM EDT Att: 24,385 - Unknown										
Tom O'Malley, L OBP: 0.329, SLG: 0.331	0-0 E4 WP HR	0-0 1-3 2-H 1B		0-0 FC1-5-6 HR		0-0 FC6-4 1B		0-0 4-3		5	2	2	1	0	0	2											
Jack Clark, R OBP: 0.355, SLG: 0.431	0-3 K	0-0 E5 2B		0-0 1-H HR		0-0 FC6-4 WP		0-0 1-2 2-3 1B		5	1	2	3	0	1	3											
Darrell Evans, L OBP: 0.390, SLG: 0.544	0-0 2-H HR	0-0 1-3 2B		0-3 K		0-0 P4			0-0 1B 2B	5	2	3	2	0	1	2											
Jeffrey Leonard, R OBP: 0.327, SLG: 0.482	0-0 1B	0-3 K			0-3 K		0-0 F8		0-0 2-H 2B 1B	5	1	2	1	0	2	4											
Joel Youngblood, R OBP: 0.348, SLG: 0.485	0-0 5-3		0-0 F8		0-0 1B			0-3 K	0-3 2-H 1B	4	0	1	0	0	1	1											
Chili Davis, S OBP: 0.314, SLG: 0.358					0-0 1B				0-3 K	1	0	0	0	0	1	1											
Dave Bergman, L OBP: 0.368, SLG: 0.426		0-0 L4	0-0 5-3		0-0 F7		0-0 F8		0-3 K	4	0	0	0	0	0	1											
Brad Wellman, R OBP: 0.309, SLG: 0.261									1-2 K	1	0	0	0	0	1	1											
Steve Nicosia, R OBP: 0.254, SLG: 0.284		4-0 2B BB	0-0 F9		0-0 1-2 1B		0-3 K		4-0 2B IBB	3	1	1	0	2	1	0											
Mark Davis, L OBP: 0.261, SLG: 0.200		0-0 1-H 1B 2B		0-3 K	0-3 K			0-0 FC3-6 1B	0-0 1-3 2-H 2B	1	1	1	1	0	0	0											
Andy McGaffigan, R OBP: 0.097, SLG: 0.133										2	0	0	0	0	2	2											
Greg Minton, S OBP: 0.545, SLG: 0.600										2	0	2	1	0	0	0											
Inning Stats	R: 2 E: 1 K: 2 S: 10	H: 2 LOB: 1 BB: 0 P: 10	R: 3 E: 1 K: 1 S: 8	H: 3 LOB: 2 BB: 2 P: 16	R: 0 E: 0 K: 0 S: 3	H: 0 LOB: 0 BB: 0 P: 3	R: 2 E: 0 K: 2 S: 9	H: 2 LOB: 2 BB: 0 P: 9	R: 0 E: 0 K: 0 S: 4	H: 1 LOB: 2 BB: 0 P: 5	R: 0 E: 0 K: 2 S: 7	H: 0 LOB: 0 BB: 0 P: 7	R: 1 E: 0 K: 0 S: 4	H: 2 LOB: 1 BB: 0 P: 4	R: 2 E: 0 K: 3 S: 12	H: 3 LOB: 2 BB: 1 P: 16	1B: 9 2B: 4 3B: 0 HR: 2	SF: 0 SAC: 0 DP: 0 HBP: 1	WP: 2 PB: 0 CS: 0	PA: 46							
PITCHER	IP	WLS	BF	H	R	ER	SO	BB	IBB	HBP	BLK	WP	HR	S	P	ERA	WHIP										
Kevin Gross, R ERA: 3.34	1.2	L	13	5	5	2	2	2	0	0	0	1	1	15	23	10.80	4.200										
Tug McGraw, L ERA: 3.67	0.1		1	0	0	0	1	0	0	0	0	0	0	3	3	0.00	0.000										
Willie Hernandez, L ERA: 3.27	3.0		15	5	2	2	4	0	0	1	0	0	1	22	23	6.00	1.667										
Larry Andersen, R ERA: 1.96	1.0		3	0	0	0	0	0	0	0	0	1	0	3	3	0.00	0.000										
Ron Reed, R ERA: 3.75	3.0		14	5	3	3	5	0	1	0	0	0	0	23	27	9.00	1.667										

AB	42
R	10
H	15
RBI	9
BB	3
SO	12
LOB	20



Batter	1	2	3	4	5	6	7	8	9	AB	R	H	RBI	BB	SO	LOB	BOTTOM										
Bob Dernier, R OBP: 0.291, SLG: 0.293	0-0 F7	0-0 L7		0-3 K		0-3 K			0-0 6-3 1B	2	0	0	0	0	0	2	San Francisco Giants @ Philadelphia Phillies Veterans Stadium, Philadelphia, PA Sun Sep 04 1983, 3:33 AM EDT Att: 24,385 - Unknown										
Von Hayes, L OBP: 0.332, SLG: 0.374										2	0	0	0	0	2	0											
Ron Reed, R OBP: 0.200, SLG: 0.200										0	0	0	0	0	0	0											
Pete Rose, S OBP: 0.316, SLG: 0.290										1	0	1	0	0	0	0											
Juan Samuel, R OBP: 0.293, SLG: 0.432	0-3 K2-3	0-0 1-2 2-3 1B BB		0-0 HR		0-0 F9			0-0 F9	5	1	2	1	0	1	1											
Gary Matthews, R OBP: 0.360, SLG: 0.389	4-0 BB	4-0 1-2 2-3 3-H BB		0-3 K		0-0 G4-3 1B			0-0 6-3	3	0	1	1	2	1	1											
Mike Schmidt, R OBP: 0.393, SLG: 0.510	0-0 L5	0-3 K			0-0 F2		0-0 G4-3		0-3 K	5	0	0	0	0	2	6											
Sixto Lezcano, R OBP: 0.328, SLG: 0.351		0-0 E 1B BB	0-3 K		0-3 K2-3		0-0 F8			4	1	1	0	0	2	0											
Tony Perez, R OBP: 0.314, SLG: 0.370		4-0 E 1B BB	0-3 K		4-0 1B BB		4-0 FC3-6 E BB			1	1	0	0	2	1	0											
Joe Morgan, L OBP: 0.350, SLG: 0.371										0	0	0	0	1	0	0											
Kiko Garcia, R OBP: 0.348, SLG: 0.434		1-2 1B BB								0	0	0	0	0	0	0											
Ozzie Virgil, R OBP: 0.282, SLG: 0.397		0-0 L5	0-0 1B BB	4-0 BB		0-0 1-2 1B		0-0 E4 FC3-6		2	0	1	0	1	0	2											
Joe Lefebvre, L OBP: 0.406, SLG: 0.561										1	0	0	0	0	0	1											
Ivan De Jesus, R OBP: 0.323, SLG: 0.317		0-0 E5 1B 1B BB	0-0 G3		0-0 F7		0-0 FC3-6 G4-6-3		0-0 FC3-6 G4-6-3	3	1	0	0	0	0	5											
Len Matuszek, L OBP: 0.448, SLG: 0.361		1-2 2-3 1B								1	0	0	0	0	0	2											
Kevin Gross, R ERA: 3.34	1.2		13	5	5	2	2	2	0	0	0	1	1	15	23	10.80	4.200										
Tug McGraw, L ERA: 3.67	0.1		1	0	0	0	1	0	0	0	0	0	0	3	3	0.00	0.000										
Willie Hernandez, L ERA: 3.27	3.0		15	5	2	2	4	0	0	1	0	0	1	22	23	6.00	1.667										
Larry Andersen, R ERA: 1.96	1.0		3	0	0	0	0	0	0	0	0	1	0	3	3	0.00	0.000										
Ron Reed, R ERA: 3.75	3.0		14	5	3	3	5	0	1	0	0	0	0	23	27	9.00	1.667										
Inning Stats	R: 0 E: 0 K: 1 S: 5	H: 0 LOB: 1 BB: 1 P: 9	R: 3 E: 1 K: 1 S: 9	H: 3 LOB: 3 BB: 2 P: 17	R: 0 E: 0 K: 2 S: 7	H: 0 LOB: 1 BB: 1 P: 11	R: 1 E: 0 K: 3 S: 10	H: 1 LOB: 0 BB: 0 P: 10	R: 0 E: 0 K: 1 S: 6	H: 1 LOB: 2 BB: 1 P: 10	R: 0 E: 0 K: 1 S: 5	H: 0 LOB: 0 BB: 0 P: 5	R: 0 E: 0 K: 0 S: 3	H: 1 LOB: 0 BB: 0 P: 3	R: 0 E: 1 K: 0 S: 3	H: 0 LOB: 1 BB: 1 P: 7	R: 0 E: 0 K: 1 S: 6	H: 1 LOB: 1 BB: 0 P: 6	1B: 6 2B: 0 3B: 0 HR: 1	SF: 0 SAC: 0 DP: 2 HBP: 0	WP: 0 PB: 0 CS: 0	PA: 40					
PITCHER	IP	WLS	BF	H	R	ER	SO	BB	IBB	HBP	BLK	WP	HR	S	P	ERA	WHIP										
Mark Davis, L ERA: 4.22	1.2		12	3	3	1	1	3	0	0	0	0	0	11	23	5.40	3.600										
Andy McGaffigan, R ERA: 4.6	4.1	W	18	3	1	1	8	2	0	0	0	0	1	32	40	2.08	1.154										
Greg Minton, R ERA: 3.46	3.0	S	10	1	0	0	1	1	0	0	0	0	0	11	15	0.00	0.667										

AB	34
R	4
H	7
RBI	4
BB	6
SO	10
LOB	22



Batter	1	2	3	4	5	6	7	8	9	AB	R	H	RBI	BB	SO	LOB	TOP							
Joe Morgan, L (1,4) OBP: 0.352, SLG: 0.371 Ozzie Virgil, R (9, PH) OBP: 0.280, SLG: 0.393	3-1		FC1-5 BB				F8		6-3	3	0	1	1	1	0	0	1							
Pete Rose, S (1,3) OBP: 0.314, SLG: 0.287	L7		FC1-5 HR						4-3	4	1	0	0	0	0	2								
Mike Schmidt, R (1,5) OBP: 0.395, SLG: 0.517									K	2	1	1	2	2	1	0								
Joe Lefebvre, L (1,9) OBP: 0.399, SLG: 0.550 Kiko Garcia, R (9,4) OBP: 0.346, SLG: 0.434	F7		4-3						G3	4	0	0	0	0	0	3								
Greg Gross, L (1,7) OBP: 0.374, SLG: 0.355 Sixto Lezcano, R (9, PH) OBP: 0.330, SLG: 0.351		F7		4-3					E S 1B BB	3	0	0	0	0	0	0								
Gary Maddox, R (1,8) OBP: 0.321, SLG: 0.384				L9					F3	4	0	1	0	0	1	1								
Bo Diaz, R (1,2) OBP: 0.288, SLG: 0.362 Bob Dernier, R (9, PH) OBP: 0.291, SLG: 0.293				P3					E S 1B BB	3	0	0	0	1	0	1								
Ivan De Jesus, R (1,6) OBP: 0.324, SLG: 0.319				FC6-4					E8 BLK 1B	4	1	2	1	0	0	1								
Charles Hudson, S (1,1) OBP: 0.174, SLG: 0.116 Willie Hernandez, L (5,1) OBP: 0.417, SLG: 0.417 Von Hayes, S (7, PH) OBP: 0.250, SLG: 0.250 Ron Reed, R (7,1) OBP: 0.300, SLG: 0.300 Gary Matthews, R (9, PH) OBP: 0.339, SLG: 0.339 Al Holland, R (9,1)				K					SF8	1	0	0	0	0	0	0								
Inning Stats	R: 0 E: 0 K: 0 S: 3	H: 0 LOB: 1 BB: 1 P: 7	R: 0 E: 0 K: 0 S: 4	H: 1 LOB: 1 BB: 0 P: 4	R: 2 E: 0 K: 1 S: 6	H: 1 LOB: 0 BB: 1 P: 10	R: 0 E: 0 K: 0 S: 3	H: 0 LOB: 0 BB: 0 P: 3	R: 1 E: 0 K: 0 S: 5	H: 2 LOB: 2 BB: 1 P: 9	R: 0 E: 0 K: 1 S: 5	H: 0 LOB: 0 BB: 0 P: 5	R: 0 E: 0 K: 0 S: 3	H: 0 LOB: 0 BB: 0 P: 3	R: 0 E: 0 K: 0 S: 5	H: 0 LOB: 0 BB: 0 P: 5	R: 2 E: 1 K: 0 S: 4	H: 1 LOB: 2 BB: 2 P: 12	1B: 4 2B: 0 3B: 0 HR: 1	SF: 1 SAC: 1 DP: 0 HBP: 0	WP: 0 PB: 1 SB: 3 CS: 0	PA: 37		
PITCHER	IP	WLS	BF	H	R	ER	SO	BB	IBB	HBP	BLK	WP	HR	S	P	ERA	WHIP							
Mike Torrez, R (1,1) ERA: 3.98	5.0		22	4	3	3	1	3	0	0	0	0	1	21	33	5.40	1.400							
Doug Sisk, R (6,1) ERA: 2.24	3.0		9	0	0	0	2	0	0	0	0	0	0	13	13	0.00	0.000							
Jesse Orosco, L (9,1) ERA: 1.3	1.0	W	6	1	2	1	0	2	0	0	1	0	0	4	12	9.00	3.000							

Philadelphia Phillies @ New York Mets
Shea Stadium, Flushing, NY
Mon Sep 05 1983, 7:05 PM EDT
Att: 8,474 - Unknown

AB 30
R 5
H 5
RBI 5
BB 5
SO 3
LOB 9

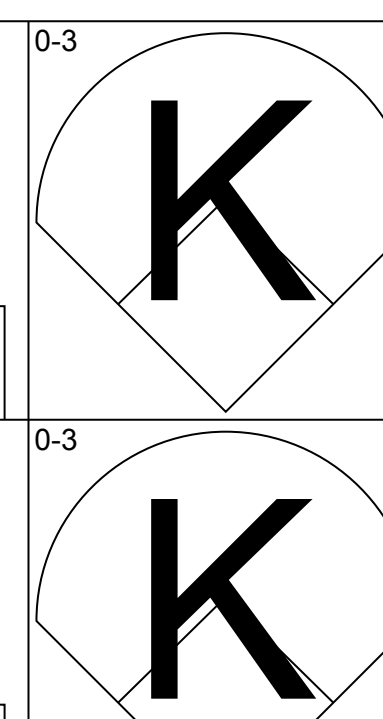
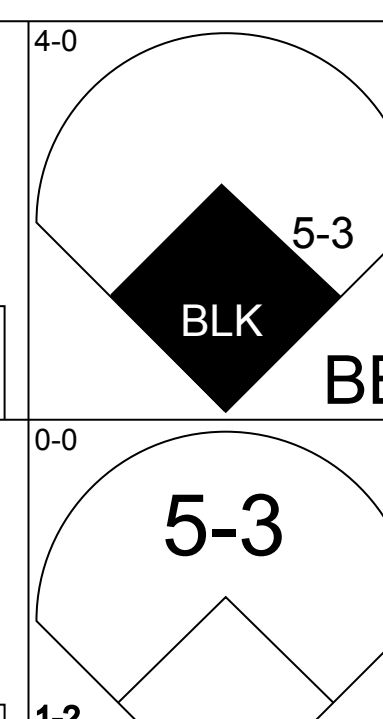
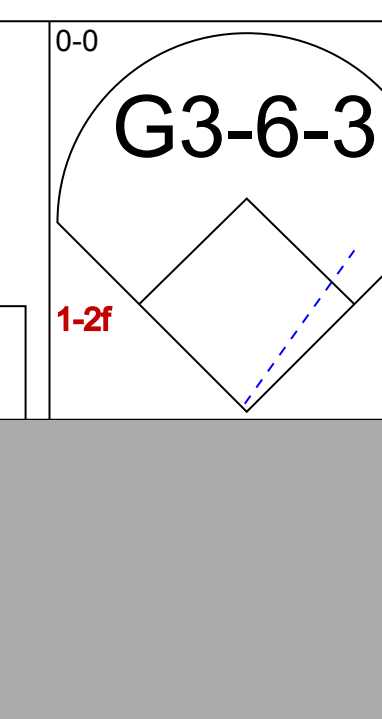
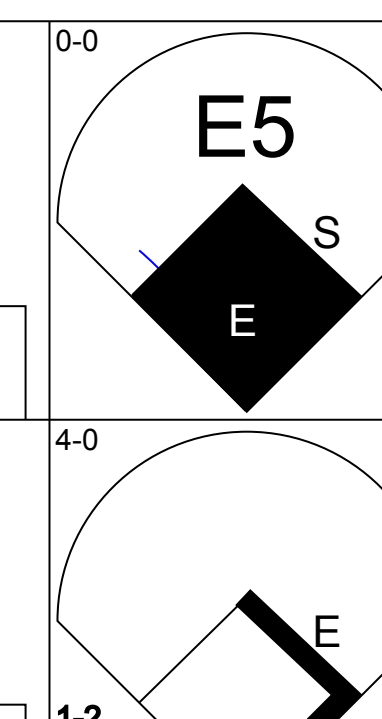
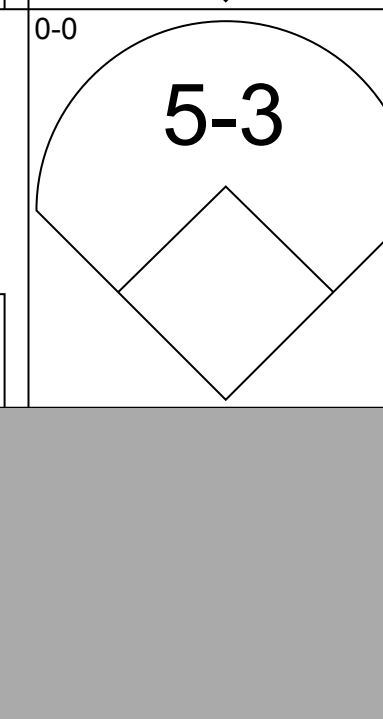
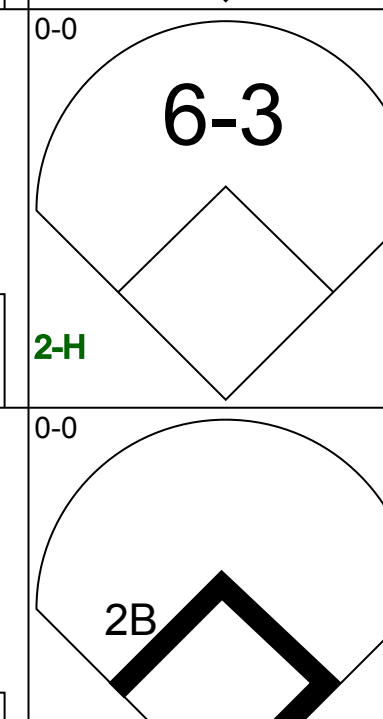
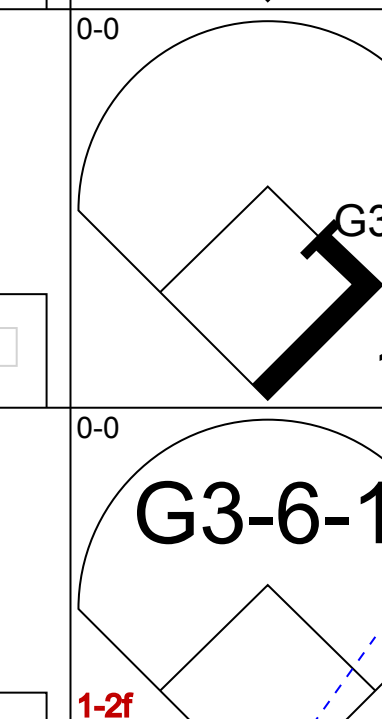
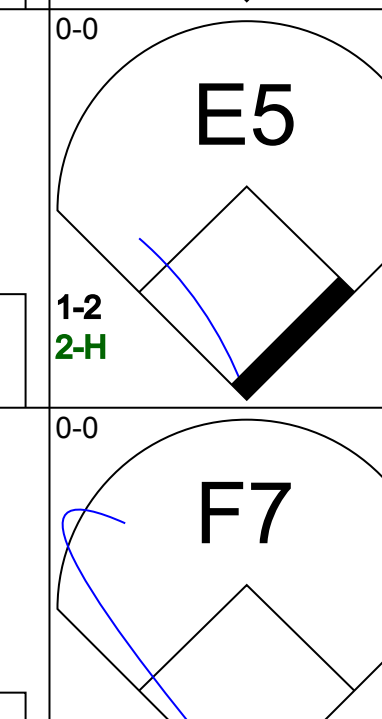

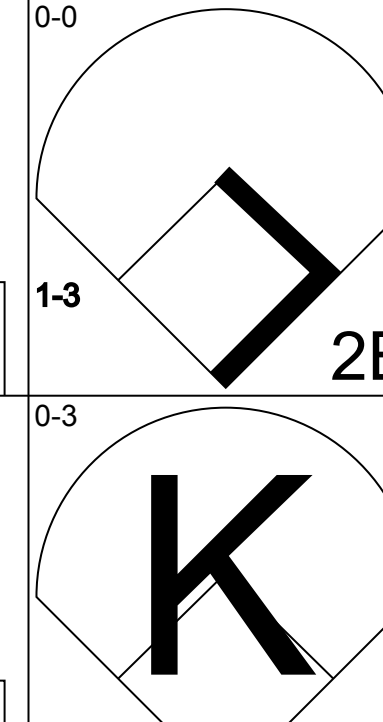

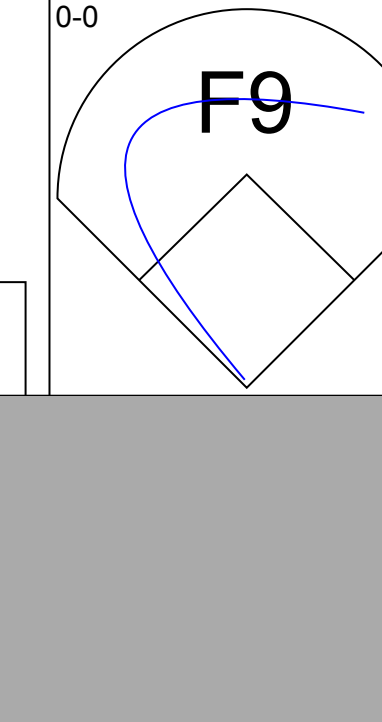
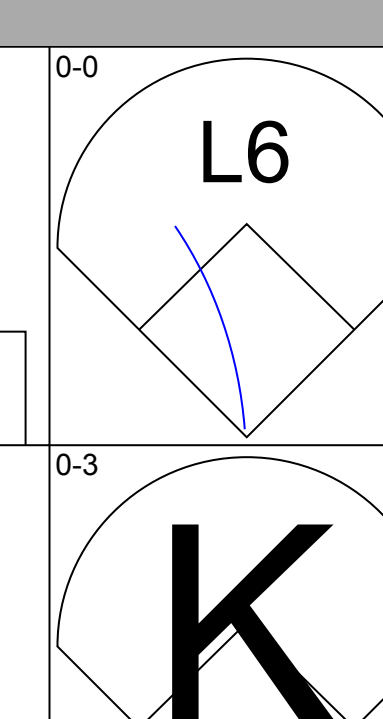
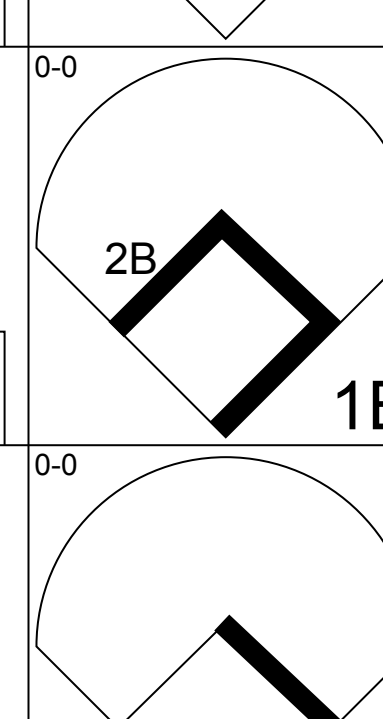
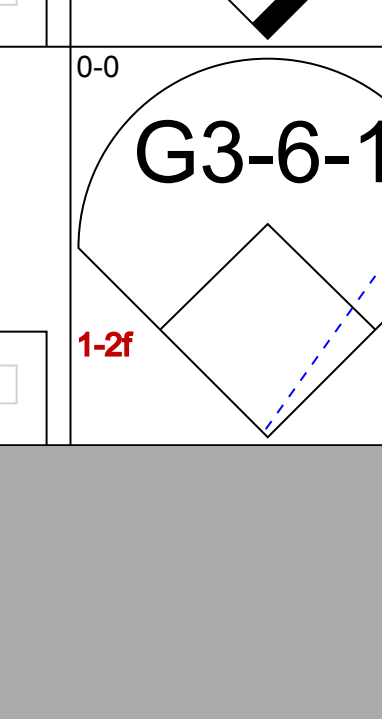
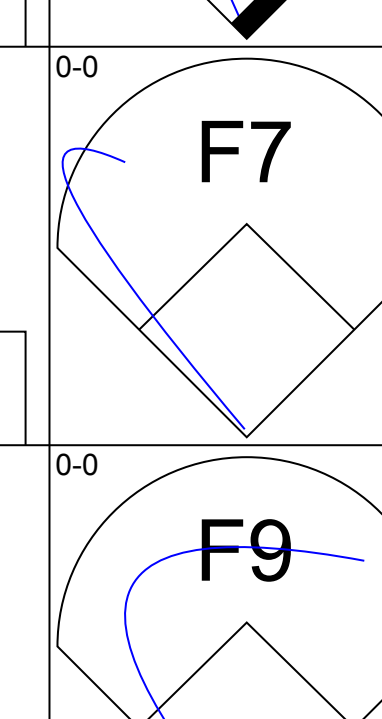

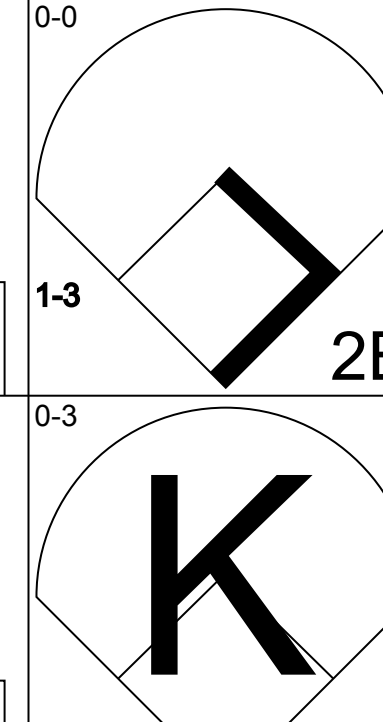

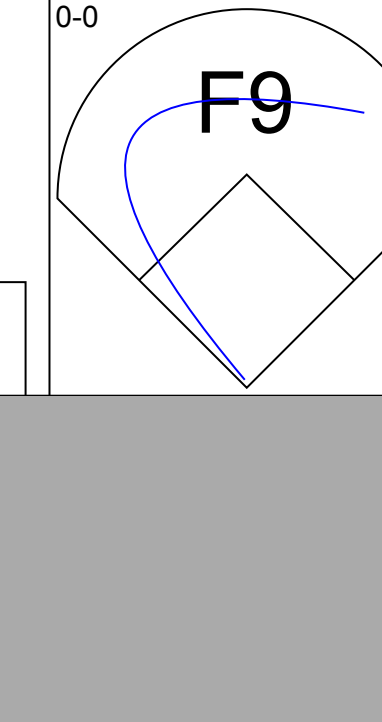



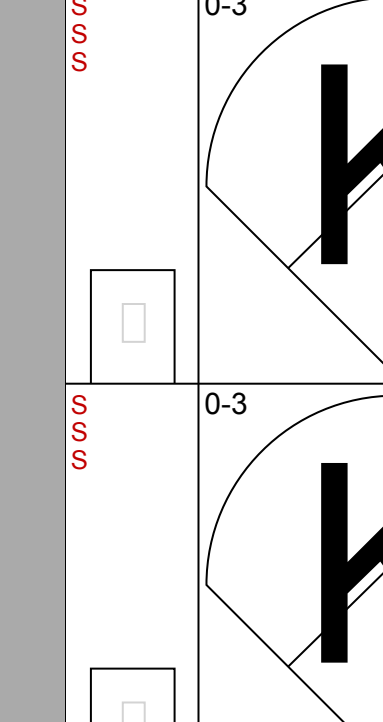
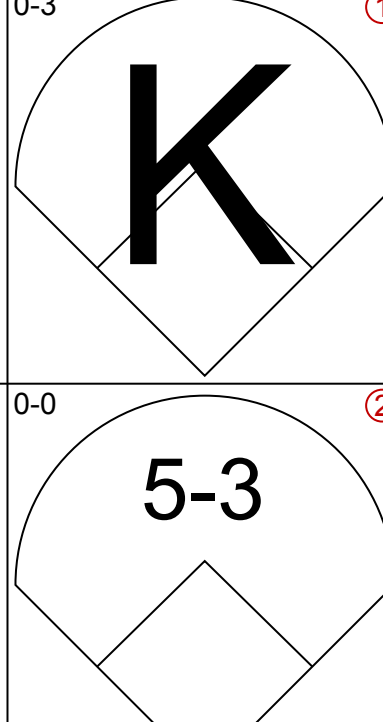
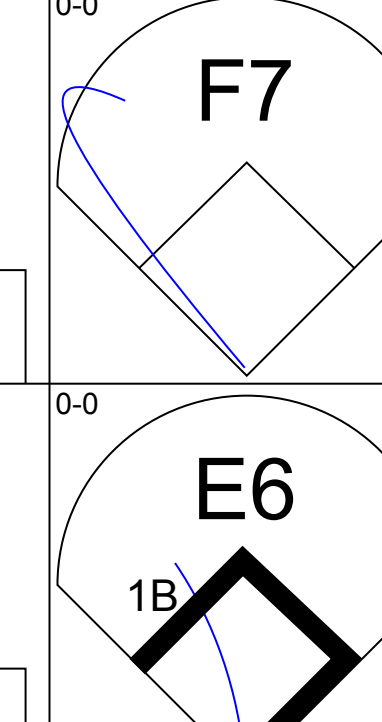
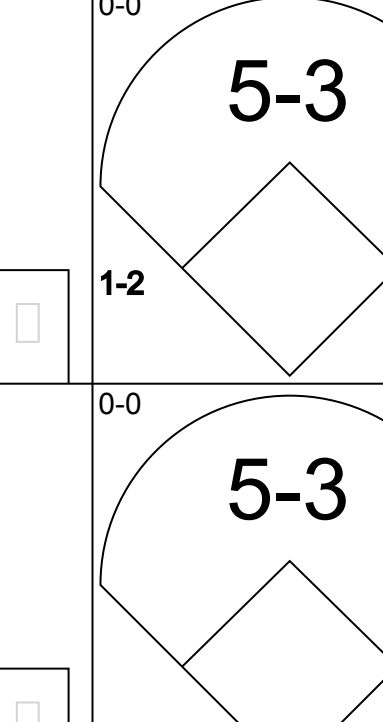
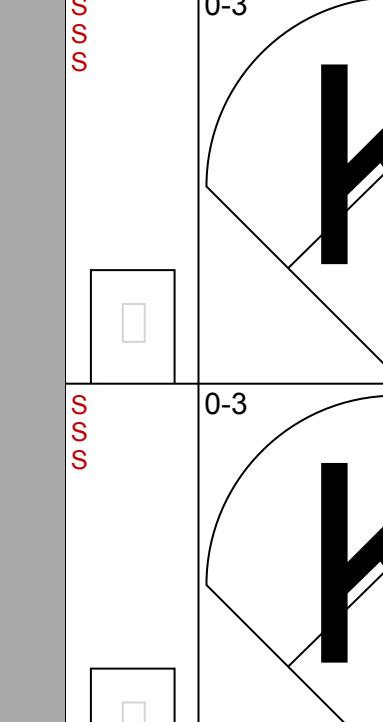
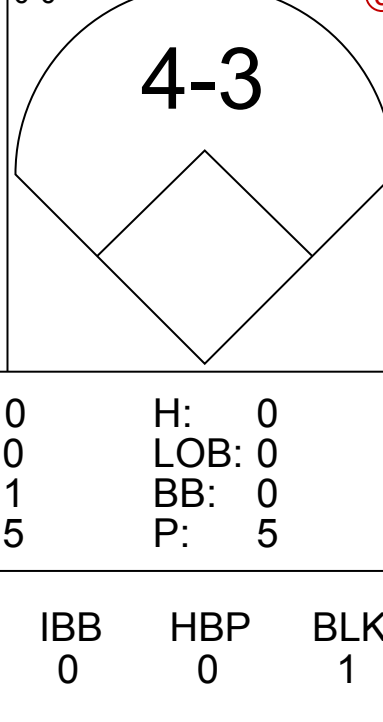
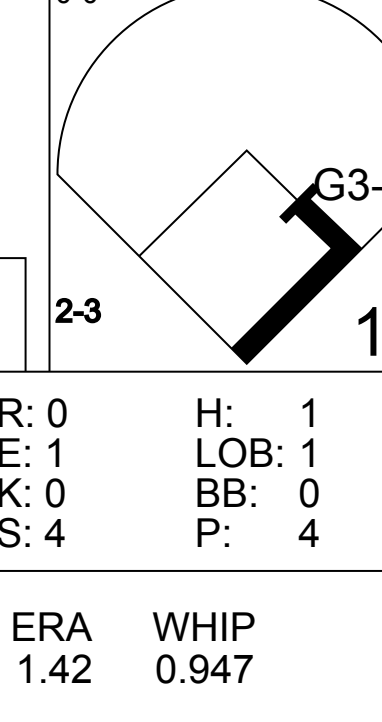
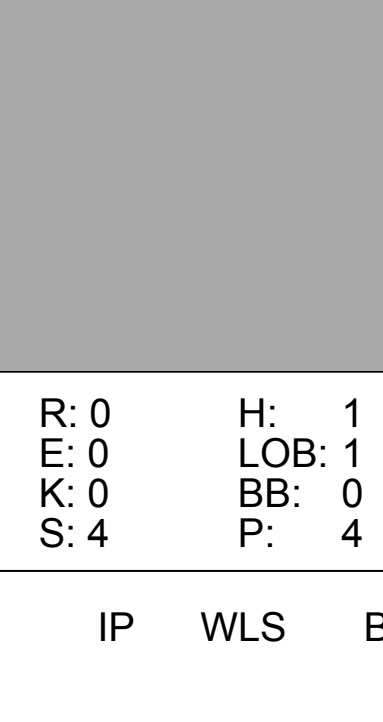
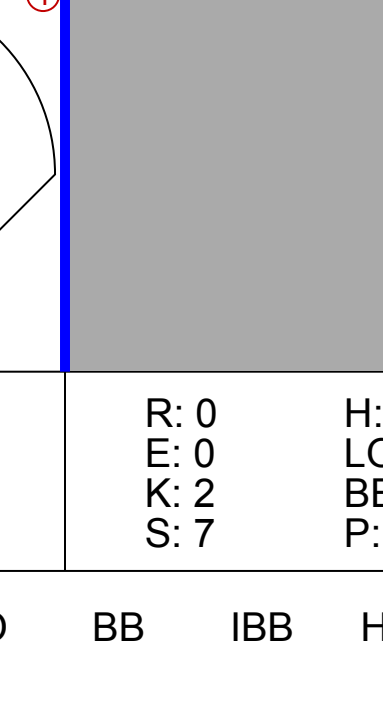
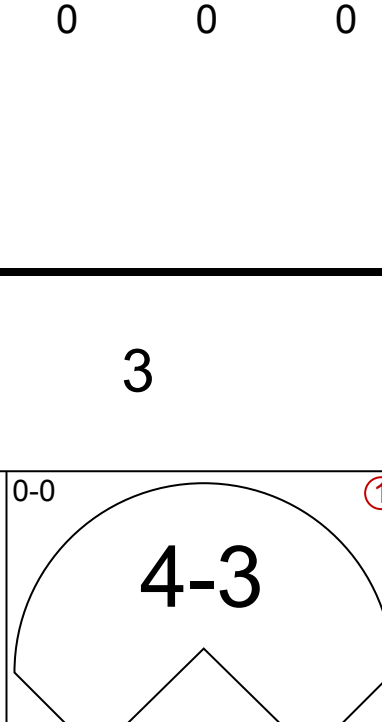
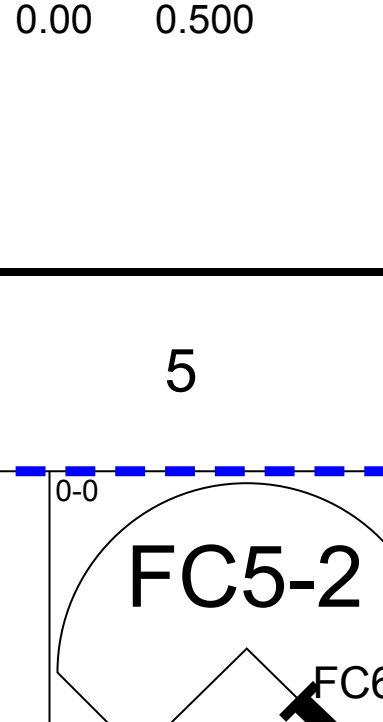
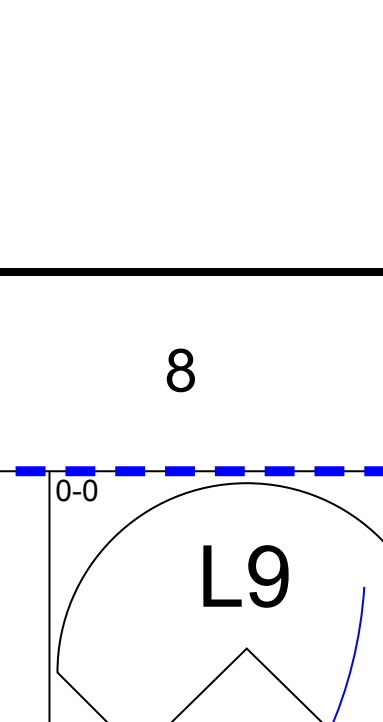


Batter	1	2	3	4	5	6	7	8	9	AB	R	H	RBI	BB	SO	LOB	BOTTOM							
Mookie Wilson, S (1,8) OBP: 0.303, SLG: 0.357	K2-3			FC5-4 S					L9	5	1	2	2	0	1	1								
Hubie Brooks, R (1,5) OBP: 0.302, SLG: 0.339	L8								E4 L3	4	0	0	0	1	0	3								
Keith Hernandez, L (1,3) OBP: 0.394, SLG: 0.440	3-1								L3	5	1	2	0	0	0	3								
George Foster, R (1,7) OBP: 0.293, SLG: 0.413									F8	5	1	1	3	0	0	1								
Darryl Strawberry, L (1,9) OBP: 0.319, SLG: 0.490									5-3	3	1	2	0	1	0	0								
Ron Hodges, L (1,2) OBP: 0.380, SLG: 0.296									K	3	1	1	0	1	1	2								
Brian Giles, R (1,4) OBP: 0.277, SLG: 0.282 Danny Heep, L (5, PH) OBP: 0.326, SLG: 0.398 Bob Bailor, R (6,6) OBP: 0.298, SLG: 0.299									L7	2	1	1	1	0	0	2								
José Oquendo, S (1,6) OBP: 0.277, SLG: 0.265 Rusty Staub, L (5, PH) OBP: 0.379, SLG: 0.400 Tucker Ashford, R (6,4) OBP: 0.270, SLG: 0.214									4-3	2	0	1	0	0	0	2								
Mike Torrez, R (1,1) OBP: 0.069, SLG: 0.053 Dave Kingman, R (5, PH) OBP: 0.265, SLG: 0.388 Doug Sisk, R (6,1) OBP: 0.400, SLG: 0.400 Mark Bradley, R (8, PH) OBP: 0.283, SLG: 0.333 Jesse Orosco, R (9,1) OBP: 0.308, SLG: 0.333									F7	1	0	0	0	0	0	2								
Inning Stats	R: 0 E: 0 K: 1 S: 5	H: 0 LOB: 0 BB: 0 P: 5	R: 3 E: 1 K: 0 S: 7	H: 3 LOB: 2 BB: 1 P: 11	R: 0 E: 0 K: 0 S: 4	H: 1 LOB: 2 BB: 1 P: 8	R: 0 E: 0 K: 0 S: 4	H: 1 LOB: 2 BB: 1 P: 8	R: 0 E: 1 K: 0 S: 3	H: 0 LOB: 0 BB: 0 P: 3	R: 0 E: 0 K: 1 S: 5	H: 0 LOB: 0 BB: 0 P: 5	R: 0 E: 0 K: 0 S: 3	H: 0 LOB: 0 BB: 0 P: 3	R: 3 E: 0 K: 0 S: 4	H: 3 LOB: 0 BB: 0 P: 4	1B: 8 2B: 2 3B: 0 HR: 1	SF: 0 SAC: 1 DP: 1 HBP: 0	WP: 0 PB: 0 SB: 2 CS: 0	PA: 40				
PITCHER	IP	WLS	BF	H	R	ER	SO	BB	IBB	HBP	BLK	WP	HR	S	P	ERA	WHIP							
Charles Hudson, R (1,1) ERA: 3.91	4.1		25	7	3	1	1	2	2	0	0	0	0	7	7	2.08	2.077							
Willie Hernandez, L (5,1) ERA: 3.21	1.2		5	0	0	0	1	0	0	0	0	0	0	7	7	0.00	0.000							
Ron Reed, R (7,1) ERA: 0.67	2.0		6	0	0	0	1	0	0	0	0	0	0	8	8	0.00	0.000							
Al Holland, L (9,1) ERA: 2.74	0.1	L	4	3	3	3	0	0	0	0	0	0	1	4	4	81.00	9.000							

Philadelphia Phillies @ New York Mets
Shea Stadium, Flushing, NY
Mon Sep 05 1983, 7:05 PM EDT
Att: 8,474 - Unknown

AB 35
R 6
H 10
RBI 6
BB 4
SO 3
LOB 22

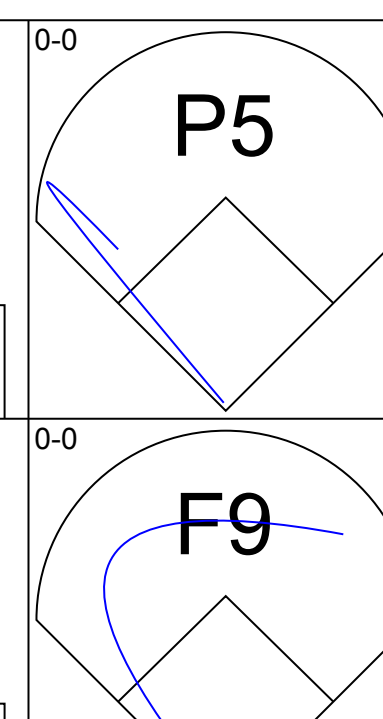
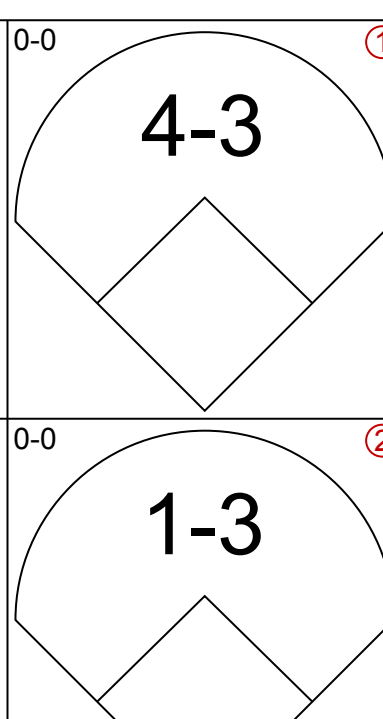
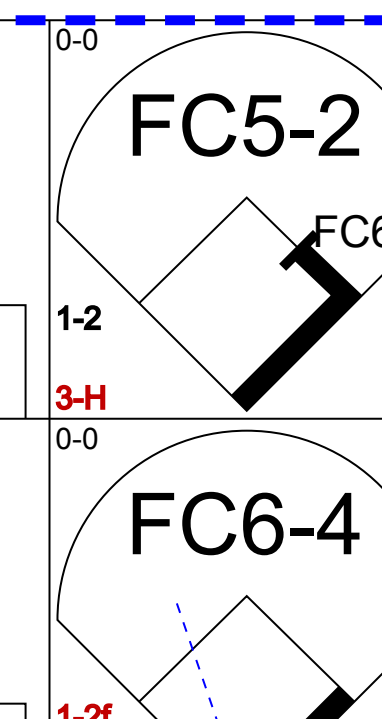
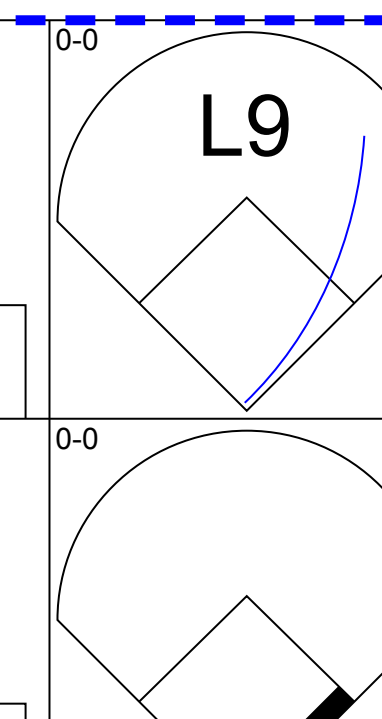
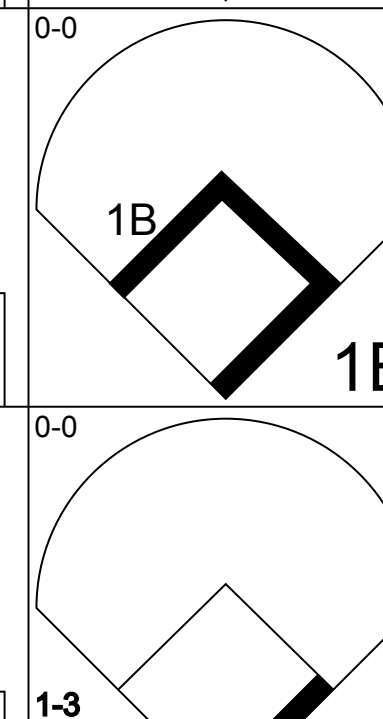


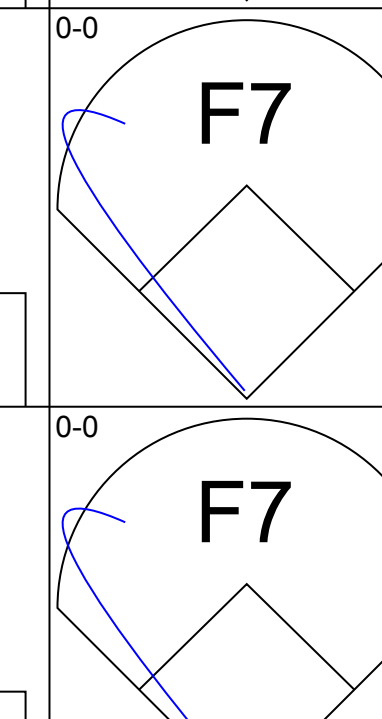
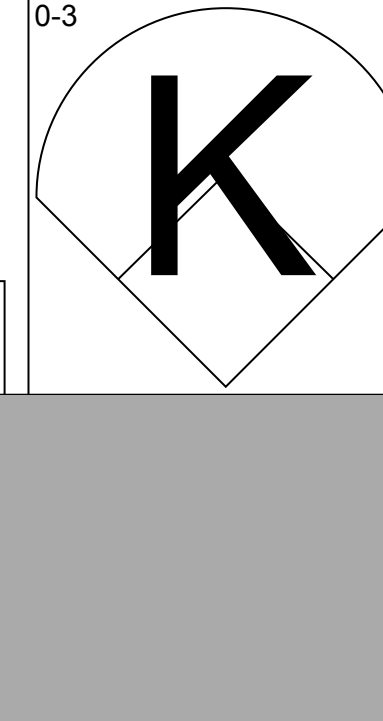

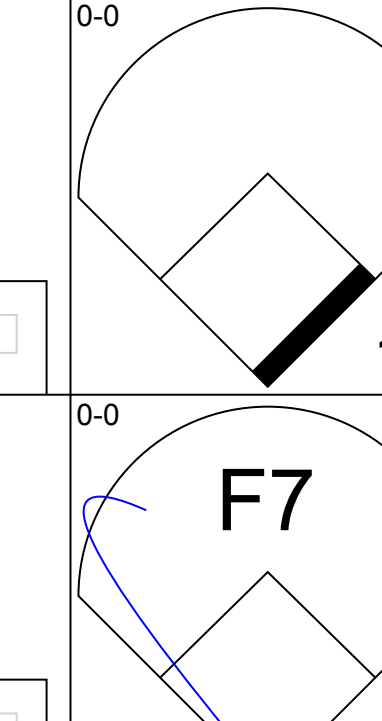





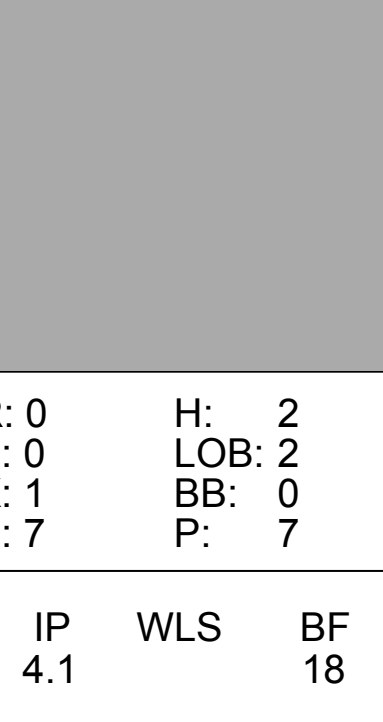

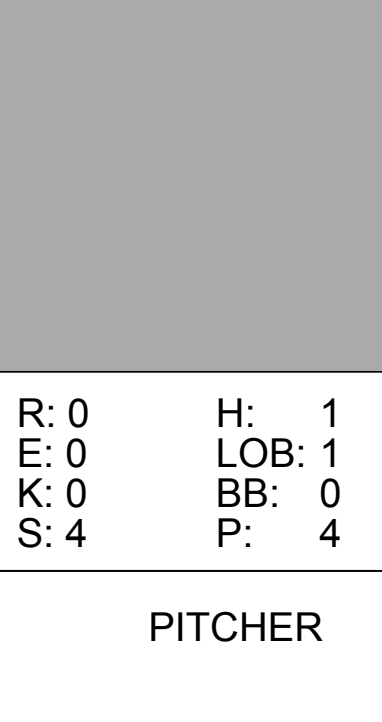

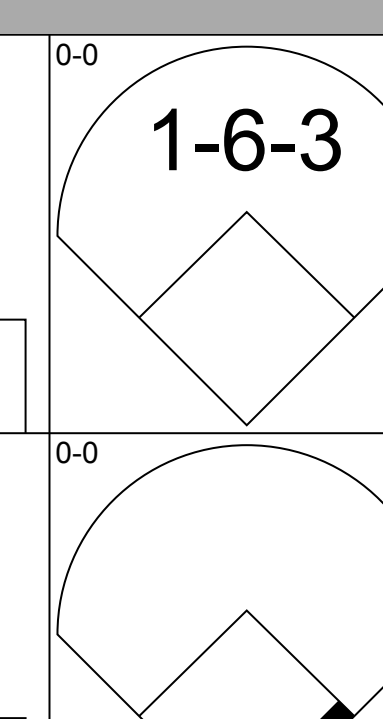
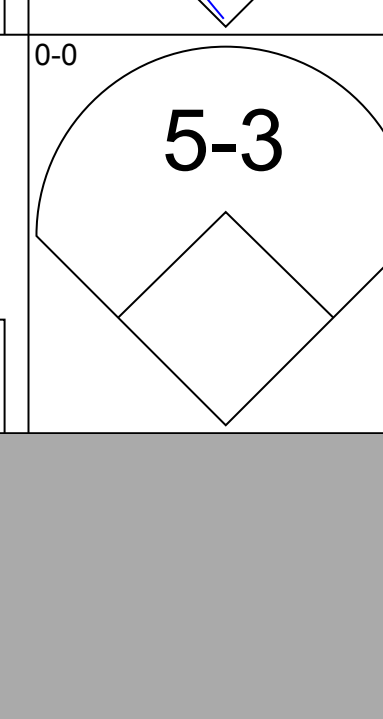
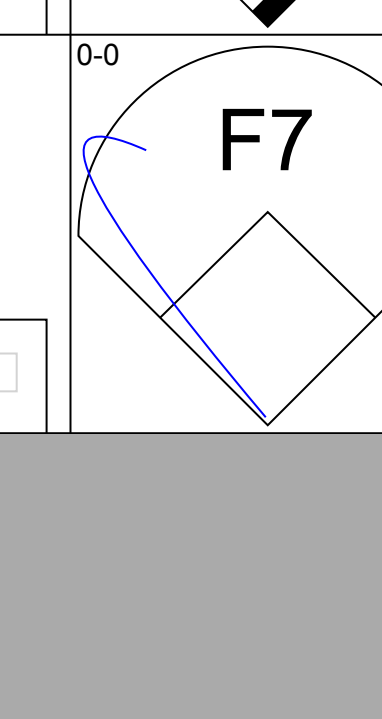

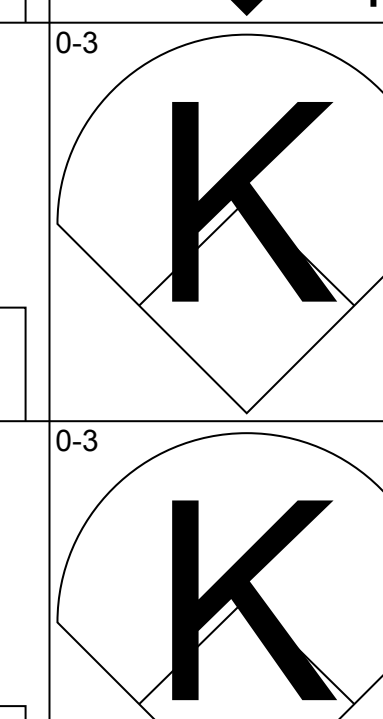
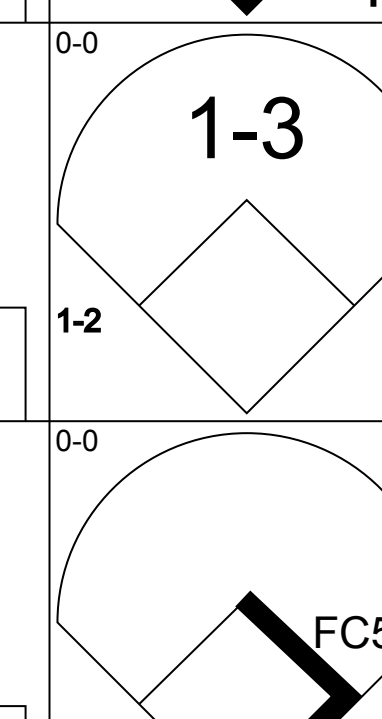
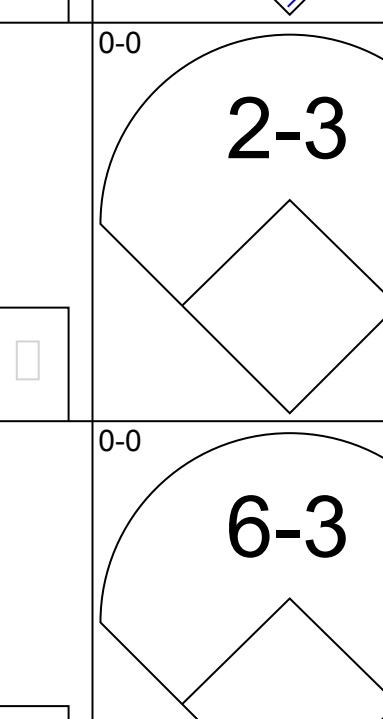

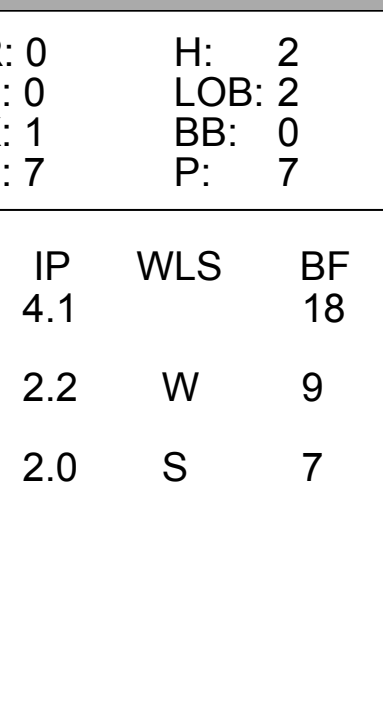
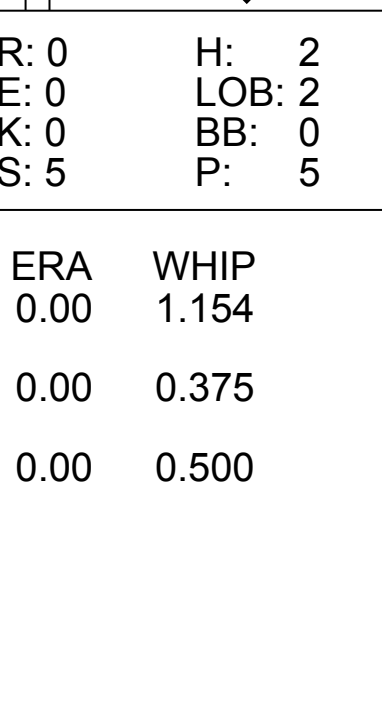
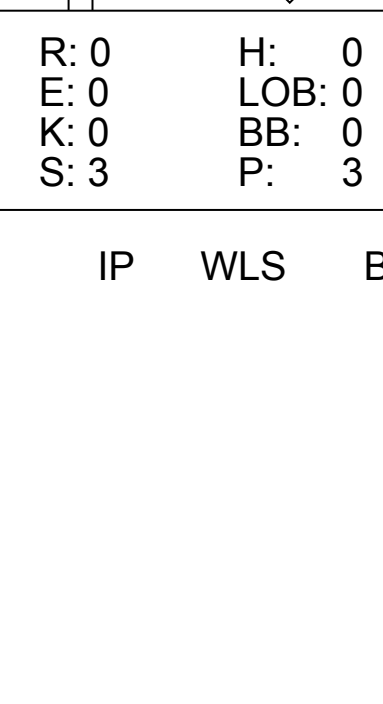


Batter	1	2	3	4	5	6	7	8	9	AB	R	H	RBI	BB	SO	LOB	TOP					
Joe Morgan, L (1, 4) OBP: 0.391, SLG: 0.367 Bob Dernier, R (8, 7) OBP: 0.291, SLG: 0.293										3	2	0	0	1	1	2						
Pete Rose, S (1, 3) OBP: 0.313, SLG: 0.285										3	0	0	0	1	1	1						
Mike Schmidt, R (1, 5) OBP: 0.394, SLG: 0.514										4	0	1	0	0	0	1						
Joe Lefebvre, L (1, 9) OBP: 0.398, SLG: 0.547 Sixto Lezcano, R (8, PH) OBP: 0.329, SLG: 0.350										3	0	1	0	0	0	1						
Greg Gross, L (1, 7) OBP: 0.374, SLG: 0.360 Tony Perez, R (8, PH) OBP: 0.313, SLG: 0.368 Al Holland, R (8, 1)										3	0	1	0	0	1	0						
Gary Maddox, R (1, 8) OBP: 0.320, SLG: 0.382										4	0	1	0	0	2	2						
Bo Diaz, R (1, 2) OBP: 0.285, SLG: 0.358										4	0	0	0	0	2	1						
Ivan De Jesus, R (1, 6) OBP: 0.321, SLG: 0.316										4	0	0	0	0	1	1						
Tony Ghelfi, R (1, 1) OBP: 0.333, SLG: 0.333 Tug McGraw, R (5, 1) OBP: 0.333, SLG: 0.333 Gary Matthews, R (8, PH) OBP: 0.358, SLG: 0.388 Kiko Garcia, R (8, 4) OBP: 0.348, SLG: 0.434										2	0	1	0	0	0	0						
Inning Stats	R: 0 E: 0 K: 2 S: 7	H: 0 LOB: 0 BB: 0 P: 7	R: 0 E: 0 K: 2 S: 7	H: 0 LOB: 0 BB: 0 P: 7	R: 0 E: 0 K: 1 S: 5	H: 0 LOB: 0 BB: 0 P: 5	R: 1 E: 0 K: 1 S: 7	H: 2 LOB: 2 BB: 1 P: 11	R: 0 E: 1 K: 0 S: 4	H: 1 LOB: 1 BB: 0 P: 4	R: 0 E: 0 K: 0 S: 3	H: 1 LOB: 0 BB: 0 P: 3	R: 0 E: 0 K: 0 S: 4	H: 1 LOB: 1 BB: 0 P: 4	R: 1 E: 2 K: 0 S: 5	H: 0 LOB: 2 BB: 1 P: 9	R: 0 E: 0 K: 2 S: 7	H: 0 LOB: 0 BB: 0 P: 7	1B: 4 2B: 1 3B: 0 HR: 0	SF: 0 SAC: 0 DP: 2 HBP: 0	WP: 0 PB: 0 SB: 2 CS: 0	PA: 35
PITCHER	IP	WLS	BF	H	R	ER	SO	BB	IBB	HBP	BLK	WP	HR	S	P	ERA	WHIP					
Ron Darling, R (1, 1) ERA: 1.42	6.1	L	24	5	1	1	6	1	0	0	1	0	0	35	39	1.42	0.947					
Doug Sisk, R (7, 1) ERA: 2.23	0.2		2	0	0	0	0	0	0	0	0	0	0	2	2	0.00	0.000					
Carlos Diaz, L (8, 1) ERA: 2.13	2.0	S	9	0	1	0	2	1	0	0	0	0	0	12	16	0.00	0.500					

Philadelphia Phillies @ New York Mets
Shea Stadium, Flushing, NY
Tue Sep 06 1983, 7:05 PM EDT
Att: 8,863 - Unknown

AB 33
R 2
H 5
RBI 0
BB 2
SO 8
LOB 13




Batter	1	2	3	4	5	6	7	8	9	AB	R	H	RBI	BB	SO	LOB	BOTTOM				
Mookie Wilson, S (1, 8) OBP: 0.301, SLG: 0.354										4	0	0	0	0	0	2					
Hubie Brooks, R (1, 5) OBP: 0.302, SLG: 0.338										4	0	1	0	0	0	2					
Keith Hernandez, L (1, 3) OBP: 0.393, SLG: 0.438										4	0	1	0	0	1	1					
Danny Heep, L (1, 7) OBP: 0.326, SLG: 0.397 George Foster, R (8, PH) OBP: 0.400, SLG: 0.412 (9, 7)										3	0	1	0	0	0	0					
Darryl Strawberry, L (1, 9) OBP: 0.318, SLG: 0.487										4	0	1	0	0	2	2					
Brian Giles, R (1, 4) OBP: 0.299, SLG: 0.279										4	0	0	0	0	0	1					
Junior Ortiz, R (1, 2) OBP: 0.253, SLG: 0.257										4	0	2	0	0	0	0					
José Oquendo, S (1, 6) OBP: 0.275, SLG: 0.263 Dave Kingman, R (7, PH) OBP: 0.264, SLG: 0.386 Carlos Diaz, R (8, 1)										2	0	0	0	0	1	2					
Ron Darling, R (1, 1) OBP: 0.500, SLG: 0.500 Doug Sisk, R (7, 1) OBP: 0.400, SLG: 0.400 Bob Bailor, R (7, PH) OBP: 0.297, SLG: 0.298 (8, 6)										2	0	1	0	0	1	1					
Inning Stats	R: 0 E: 0 K: 1 S: 7	H: 2 LOB: 2 BB: 0 P: 7	R: 0 E: 0 K: 2 S: 8	H: 1 LOB: 1 BB: 0 P: 8	R: 0 E: 0 K: 1 S: 5	H: 0 LOB: 0 BB: 0 P: 5	R: 0 E: 0 K: 0 S: 3	H: 0 LOB: 0 BB: 0 P: 3	R: 0 E: 0 K: 0 S: 4	H: 1 LOB: 1 BB: 0 P: 4	R: 0 E: 0 K: 0 S: 3	H: 0 LOB: 0 BB: 0 P: 3	R: 0 E: 0 K: 0 S: 4	H: 1 LOB: 1 BB: 0 P: 4	R: 0 E: 0 K: 1 S: 5	H: 0 LOB: 0 BB: 0 P: 5	1B: 7 2B: 0 3B: 0 HR: 0	SF: 0 SAC: 0 DP: 0 HBP: 0	WP: 0 PB: 0 SB: 0 CS: 0	PA: 34	
PITCHER	IP	WLS	BF	H	R	ER	SO	BB	IBB	HBP	BLK	WP	HR	S	P	ERA	WHIP				
Tony Ghelfi, R (1, 1) ERA: 1.93	4.1		18	5	0	0	4	0	0	0	0	0	0	26	26	0.00	1.154				
Tug McGraw, L (5, 1) ERA: 3.45	2.2	W	9	1	0	0	0	0	0	0	0	0	0	9	9	0.00	0.375				
Al Holland, L (8, 1) ERA: 2.66	2.0	S	7	1	0	0	1	0	0	0	0	0	0	9	9	0.00	0.500				

Philadelphia Phillies @ New York Mets
Shea Stadium, Flushing, NY
Tue Sep 06 1983, 7:05 PM EDT
Att: 8,863 - Unknown

AB 34
R 0
H 7
RBI 0
BB 0
SO 5
LOB 12



Batter	1	2	3	4	5	6	7	8	9	AB	R	H	RBI	BB	SO	LOB	TOP					
Joe Morgan, L (1,4) OBP: 0.397, SLG: 0.369 Pete Rose, S (7,3) OBP: 0.314, SLG: 0.285	4-0 BB SF7 BB	4-0 FC5-4 BB			4-0 G4-6-3 BB		0-0 1B 1B	4-0 IBB		1 2 1 1 3 0 0 0 0 0 0 1 0 0							Philadelphia Phillies @ New York Mets Shea Stadium, Flushing, NY Wed Sep 07 1983, 7:05 PM EDT Att: 8,791 - Unknown					
Greg Gross, L (1,7) OBP: 0.365, SLG: 0.350	0-0 6-3	0-0 FC5-4			0-0 G4-6-3		0-0 F8	0-0 6-3		5 0 0 0 0 0 8												
Mike Schmidt, R (1,5) OBP: 0.398, SLG: 0.523	0-0 BB 1B		0-0 F7		0-0 1B		4-0 1B E IBB	0-0 HR		4 2 3 1 1 0 0												
Joe Lefebvre, L (1,9) OBP: 0.403, SLG: 0.551	4-0 1-2 2-3 BB		0-0 2B		0-3 K		0-0 S 1B	0-0 3-1		4 0 2 2 1 1 1												
Len Matuszek, L (1,3) Sixto Lezcano, R (7,PH) Kiko Garcia, R (7,4) OBP: 0.345, SLG: 0.430	0-0 SF7		0-3 K		0-0 G3		0-3 K	0-0 5-3		2 0 0 1 0 1 1 1 0 0 0 0 1 1 1 0 0 0 0 0 0												
Von Hayes, L (1,8) Gary Matthews, R (7,PH) Bob Demier, R (7,8) OBP: 0.289, SLG: 0.292	0-0 G3		0-0 4-3		0-0 5-3		0-0 F2	0-0 6-3		3 0 0 0 0 0 3 1 0 0 0 0 0 1 1 0 0 0 0 0 0												
Bo Diaz, R (1,2) OBP: 0.285, SLG: 0.357		0-0 G3		0-0 5-3		0-0 6-3		0-0 FC6-4 1B		4 0 1 0 0 0 0												
Ivan De Jesus, R (1,6) OBP: 0.321, SLG: 0.315		0-0 F7		0-0 F8			0-0 SH 1B 1B	0-0 FC6-4 SH1-4		4 1 1 0 0 0 1												
John Denny, R (1,1) OBP: 0.221, SLG: 0.212		0-0 2B		0-0 L5			0-0 SH 1B 1B	0-0 SH1-4		2 1 1 0 0 0 0												
Inning Stats	R: 1 E: 0 K: 0 S: 4	H: 1 LOB: 2 BB: 2 P: 12	R: 0 E: 0 K: 0 S: 4	H: 1 LOB: 2 BB: 1 P: 8	R: 0 E: 0 K: 1 S: 6	H: 1 LOB: 1 BB: 0 P: 6	R: 0 E: 0 K: 0 S: 3	H: 0 LOB: 0 BB: 0 P: 3	R: 0 E: 0 K: 1 S: 5	H: 1 LOB: 1 BB: 1 P: 9	R: 0 E: 0 K: 0 S: 3	H: 0 LOB: 0 BB: 0 P: 3	R: 4 E: 0 K: 1 S: 9	H: 3 LOB: 1 BB: 1 P: 13	R: 0 E: 0 K: 0 S: 4	H: 1 LOB: 2 BB: 1 P: 8			R: 1 E: 0 K: 0 S: 4	H: 1 LOB: 0 BB: 0 P: 4	1B: 6 2B: 2 3B: 0 HR: 1	SF: 1 SAC: 2 DP: 1 HBP: 0
PITCHER	IP WLS BF H R ER SO BB IBB HBP BLK WP HR S P ERA WHIP																					
Walt Terrell, R (1,1) ERA: 3.96	6.1 L 31 7 5 4 2 4 1 0 0 0 0 30 50 5.68 1.737																					
Tom Gorman, L (7,1) ERA: 4.39	1.2 7 1 0 0 1 0 1 0 0 0 0 8 12 0.00 0.600																					
Scott Holman, R (9,1) ERA: 3.9	1.0 4 1 1 1 0 0 0 0 0 0 0 1 4 4 9.00 1.000																					

Batter	1	2	3	4	5	6	7	8	9	AB	R	H	RBI	BB	SO	LOB	BOTTOM					
Mookie Wilson, S (1,8) OBP: 0.302, SLG: 0.355	0-0 6-3		0-0 1B		0-0 CS 1B			0-0 FC1-6		4 0 2 0 0 0 1							Philadelphia Phillies @ New York Mets Shea Stadium, Flushing, NY Wed Sep 07 1983, 7:05 PM EDT Att: 8,791 - Unknown					
Hubie Brooks, R (1,5) OBP: 0.301, SLG: 0.337	0-0 1B 1B		0-0 1-3		0-0 CS 1-2		0-0 6-3	0-0 6-3		4 0 1 0 0 0 2												
Keith Hernandez, L (1,3) OBP: 0.394, SLG: 0.438	0-0 G5-4-3 1-2 1B		0-0 F7		0-3 K			0-0 G1-4-3 1B		4 0 2 0 0 1 0												
George Foster, R (1,7) OBP: 0.292, SLG: 0.417	0-0 G5-4-3 1-2		0-0 HR		0-0 5-3			0-0 G1-4-3 1-2		4 1 1 1 0 0 3												
Darryl Strawberry, L (1,9) OBP: 0.318, SLG: 0.485		0-0 4-3		0-0 4-3			0-0 1-3	0-0 FC6-4 1B		4 0 1 0 0 0 0												
Ron Hodges, L (1,2) OBP: 0.378, SLG: 0.295		0-0 G3		0-0 FC3-6 1B			0-0 F8	0-0 FC6-4 1-2		4 0 1 0 0 0 1												
Bob Bailor, R (1,4) OBP: 0.294, SLG: 0.295		0-3 K		0-0 FC3-6 1-2			0-0 5-3			3 0 0 0 0 1 1												
José Oquendo, S (1,6) OBP: 0.276, SLG: 0.264			0-0 F8		0-3 K			0-0 FC1-6 1B		3 0 1 0 0 1 0												
Walt Terrell, L (1,1) OBP: 0.242, SLG: 0.531 Tom Gorman, L (7,1) OBP: 0.250, SLG: 0.250 Rusty Staub, R (6,PH) OBP: 0.376, SLG: 0.396 Scott Holman, R (9,1) OBP: 0.250, SLG: 0.250			0-3 K		0-3 K			0-0 F8		2 0 0 0 0 2 0 0 0 0 0 0 0 0 1 0 0 0 0 0 1 0 0 0 0 0 0 0												
Inning Stats	R: 0 E: 0 K: 0 S: 4	H: 2 LOB: 1 BB: 0 P: 4	R: 0 E: 0 K: 1 S: 5	H: 0 LOB: 0 BB: 0 P: 5	R: 0 E: 0 K: 1 S: 6	H: 1 LOB: 1 BB: 0 P: 6	R: 1 E: 0 K: 0 S: 5	H: 2 LOB: 1 BB: 0 P: 5	R: 0 E: 0 K: 2 S: 7	H: 1 LOB: 0 BB: 0 P: 7	R: 0 E: 0 K: 1 S: 5	H: 0 LOB: 0 BB: 0 P: 5	R: 0 E: 0 K: 0 S: 3	H: 0 LOB: 0 BB: 0 P: 3	R: 0 E: 0 K: 0 S: 4	H: 1 LOB: 1 BB: 0 P: 4		R: 0 E: 0 K: 0 S: 4	H: 2 LOB: 1 BB: 0 P: 4	1B: 8 2B: 0 3B: 0 HR: 1	SF: 0 SAC: 0 DP: 2 HBP: 0	WP: 0 PB: 0 SB: 0 CS: 1
PITCHER	IP WLS BF H R ER SO BB IBB HBP BLK WP HR S P ERA WHIP																					
John Denny, R (1,1) ERA: 2.44	9.0 W 33 9 1 1 5 0 0 0 0 0 0 1 43 43 1.00 1.000																					



Batter	1	2	3	4	5	6	7	8	9	10	11	12	13	AB	R	H	RBI	BB	SO	LOB	TOP						
Joe Morgan, L OBP: 0.352, SLG: 0.363 Kiko Garcia, R OBP: 0.345, SLG: 0.430	K			K		E5 1B	P3			G6-4-3		CS	1-3	6	0	0	0	0	2	4							
Pete Rose, S OBP: 0.313, SLG: 0.284	6-3			F8						4-3			L6	6	0	1	1	0	0	0							
Gary Matthews, R OBP: 0.289, SLG: 0.383 Bob Dernier, R OBP: 0.289, SLG: 0.292 Al Holland, L OBP: 0.328, SLG: 0.368 Von Hayes, L OBP: 0.462, SLG: 0.462	6-3			K								F8	WF BB 1B	4	0	0	0	0	1	2							
Mike Schmidt, R OBP: 0.397, SLG: 0.520						K						K	1B	5	0	1	0	1	3	0							
Sixto Lezcano, R OBP: 0.328, SLG: 0.345 Joe Lefebvre, L OBP: 0.406, SLG: 0.550														3	1	0	0	0	0	1							
Garry Maddox, R OBP: 0.317, SLG: 0.378														2	0	1	1	1	0	0							
Bo Diaz, R OBP: 0.289, SLG: 0.359 Jeff Stone, L OBP: 0.286, SLG: 0.398														3	0	2	1	0	0	0							
Ozzie Virgil, R OBP: 0.286, SLG: 0.398														1	0	1	0	0	0	0							
Ivan De Jesus, R OBP: 0.319, SLG: 0.316														5	0	1	1	0	1	3							
Steve Carlton, L OBP: 0.205, SLG: 0.253 Greg Gross, L OBP: 0.371, SLG: 0.354														3	1	0	0	0	1	3							
														1	0	1	0	1	0	0							
Inning Stats	R: 0 E: 0 K: 1 S: 5	H: 0 LOB: 1 BB: 0 P: 5	R: 0 E: 0 K: 0 S: 3	H: 0 LOB: 0 BB: 0 P: 3	R: 0 E: 0 K: 2 S: 7	H: 0 LOB: 0 BB: 0 P: 7	R: 0 E: 1 K: 0 S: 5	H: 1 LOB: 2 BB: 0 P: 6	R: 2 E: 0 K: 1 S: 9	H: 4 LOB: 2 BB: 0 P: 9	R: 0 E: 0 K: 1 S: 5	H: 0 LOB: 0 BB: 0 P: 5	R: 0 E: 0 K: 0 S: 2	H: 0 LOB: 1 BB: 1 P: 9	R: 0 E: 0 K: 0 S: 3	H: 2 LOB: 2 BB: 1 P: 9	R: 1 E: 0 K: 0 S: 5	H: 2 LOB: 1 BB: 1 P: 9	1B: 9 2B: 1 3B: 0 HR: 0	SF: 0 SAC: 0 DP: 1 HBP: 1	WP: 1 PB: 0 SB: 1 CS: 2	PA: 52					
PITCHER	IP 7.0	WLS 28	BF 5	H 3	R 2	ER 5	SO 5	BB 0	IBB 0	HBP 1	BLK 0	WP 0	HR 0	S 37	P 38	ERA 2.57	WHIP 0.714										
John Candelaria, L ERA: 3.48	2.0	7	1	0	0	2	0	0	0	0	0	0	0	11	11	0.00	0.500										
Cecilio Guante, R ERA: 2.87	3.0	10	2	0	0	1	2	0	0	0	0	0	0	10	18	0.00	1.333										
Kent Tekulve, R ERA: 1.8	1.0	L	6	2	1	1	0	1	0	0	0	1	0	5	9	9.00	3.000										
Jim Bibby, R ERA: 6.87																											

Philadelphia Phillies @ Pittsburgh Pirates
Three Rivers Stadium, Pittsburgh, PA
Fri Sep 09 1983, 7:05 PM EDT
Att. 24,304 - Unknown

AB 47
R 4
H 10
RBI 4
BB 3
SO 8
LOB 16



Batter	1	2	3	4	5	6	7	8	9	10	11	12	13	AB	R	H	RBI	BB	SO	LOB	BOTTOM						
Lee Lacy, R OBP: 0.353, SLG: 0.406	SH3 BLK BB									F7				5	0	3	0	1	0	0							
Brian Harper, R OBP: 0.271, SLG: 0.418 Kent Tekulve, R OBP: 0.382, SLG: 0.443 Jim Bibby, R OBP: 0.111, SLG: 0.111	SH3													3	0	0	0	0	0	3							
Dave Parker, L OBP: 0.306, SLG: 0.415	K													6	1	1	1	0	2	4							
Jim Morrison, R OBP: 0.354, SLG: 0.522	F9													6	1	1	1	0	1	2							
Tony Peña, R OBP: 0.327, SLG: 0.417														6	1	1	1	0	1	0							
Gene Tenace, R OBP: 0.366, SLG: 0.276 Miguel Dilone, S OBP: 0.284, SLG: 0.254 Richie Hebner, L OBP: 0.292, SLG: 0.321														3	0	2	0	1	0	0							
Johnny Ray, S OBP: 0.314, SLG: 0.385														5	0	0	0	0	0	3							
Dale Berra, R OBP: 0.320, SLG: 0.351														4	0	1	0	1	1	3							
John Candelaria, L OBP: 0.206, SLG: 0.138 Ron Wolus, R ERA: 3.08 Cecilio Guante, R OBP: 0.190, SLG: 0.105 Lee Mazzilli, S OBP: 0.373, SLG: 0.346 Marvell Wynne, L ERA: 3.11														2	0	0	0	0	1	3							
														1	0	0	0	0	1	0							
														1	0	0	0	0	0	0							
														1	0	0	0	0	0	0							
														1	0	0	0	0	1	0							
Inning Stats	R: 0 E: 0 K: 1 S: 5	H: 0 LOB: 1 BB: 1 P: 9	R: 0 E: 0 K: 0 S: 2	H: 0 LOB: 0 BB: 1 P: 6	R: 0 E: 0 K: 2 S: 9	H: 2 LOB: 2 BB: 0 P: 9	R: 1 E: 0 K: 0 S: 5	H: 2 LOB: 2 BB: 1 P: 9	R: 0 E: 0 K: 1 S: 6	H: 1 LOB: 1 BB: 0 P: 8	R: 2 E: 0 K: 2 S: 6	H: 3 LOB: 2 BB: 0 P: 6	R: 0 E: 0 K: 0 S: 3	H: 0 LOB: 0 BB: 0 P: 3	R: 0 E: 0 K: 0 S: 5	H: 0 LOB: 0 BB: 0 P: 5	R: 0 E: 0 K: 0 S: 3	H: 0 LOB: 0 BB: 0 P: 3	1B: 3 2B: 3 3B: 0 HR: 3	SF: 0 SAC: 2 DP: 0 HBP: 0	WP: 0 PB: 0 SB: 0 CS: 2	PA: 50					
PITCHER	IP 7.1	WLS 33	BF 9	H 3	R 3	ER 7	SO 7	BB 2	IBB 1	HBP 0	BLK 1	WP 0	HR 3	S 44	P 56	ERA 3.68	WHIP 1.500										
Steve Carlton, L ERA: 3.08	2.2	8	0	0	0	0	0	0	0	0	0	0	0	8	8	0.00	0.000										
Al Holland, L ERA: 2.57	3.0	W	9	0	0	0	2	0	0	0	0	0	0	13	13	0.00	0.000										
Willie Hernandez, L ERA: 3.11																											

Philadelphia Phillies @ Pittsburgh Pirates
Three Rivers Stadium, Pittsburgh, PA
Fri Sep 09 1983, 7:05 PM EDT
Att. 24,304 - Unknown

AB 45
R 3
H 9
RBI 3
BB 3
SO 9
LOB 18



Batter	1	2	3	4	5	6	7	8	9	AB	R	H	RBI	BB	SO	LOB	TOP				
Mookie Wilson, S OBP: 0.301, SLG: 0.362 (1, 8)	F7		4-3			1-3		F8		4	0	0	0	0	0	1					
Hubie Brooks, R OBP: 0.295, SLG: 0.332 (1, 5) (8, 4)	K			K		K			K	4	0	0	0	0	4	0					
Keith Hernandez, L OBP: 0.397, SLG: 0.436 (1, 3)	1-3			L4			6-3		K	4	0	0	0	0	1	0					
George Foster, R OBP: 0.288, SLG: 0.407 (1, 7)		5-3		5-3			G1-2-3 BB		F8	3	0	0	0	1	0	0					
Darryl Strawberry, L OBP: 0.325, SLG: 0.505 (1, 9)	K						E9 1B			3	1	2	1	0	1	0					
Brian Giles, R OBP: 0.299, SLG: 0.278 Danny Heep, L OBP: 0.331, SLG: 0.403 Ron Hodges, L OBP: 0.376, SLG: 0.295 (1, 4) (7, PH) (7, 2)	K						IBB			2	0	0	0	0	1	0					
Junior Ortiz, R OBP: 0.264, SLG: 0.273 Rusty Staub, L OBP: 0.375, SLG: 0.394 Bob Bailor, R OBP: 0.291, SLG: 0.291 (1, 2) (7, PH) (7, 4) (8, 6)			K			G3	G1-2-3 3-H			2	0	0	0	0	1	0					
José Oquendo, S OBP: 0.274, SLG: 0.260 Clint Hurdle, L (8, PH) (8, 5)				SH1-4 1B		K		K		2	0	1	0	0	1	0					
Ron Darling, R OBP: 0.333, SLG: 0.333 Dave Kingman, R OBP: 0.262, SLG: 0.383 Doug Sisk, R OBP: 0.400, SLG: 0.400 (1, 1) (8, PH) (8, 1)			SH1-4			1-3		2-3		1	0	0	0	0	0	0					
Inning Stats	R: 0 E: 0 K: 1 S: 5	H: 0 LOB: 0 BB: 0 P: 5	R: 0 E: 0 K: 2 S: 7	H: 0 LOB: 0 BB: 0 P: 7	R: 0 E: 0 K: 1 S: 6	H: 1 LOB: 1 BB: 0 P: 6	R: 0 E: 0 K: 1 S: 5	H: 0 LOB: 0 BB: 0 P: 5	R: 1 E: 0 K: 1 S: 6	H: 1 LOB: 0 BB: 0 P: 6	R: 0 E: 0 K: 0 S: 3	H: 1 LOB: 2 BB: 2 P: 11	R: 0 E: 0 K: 1 S: 5	H: 0 LOB: 0 BB: 0 P: 5	R: 0 E: 0 K: 2 S: 7	H: 0 LOB: 0 BB: 0 P: 7	1B: 2 2B: 0 3B: 0 HR: 1	SF: 0 SAC: 1 DP: 1 HBP: 0	WP: 0 PB: 0 SB: 0 CS: 0	PA: 31	
PITCHER	IP WLS BF H R ER SO BB IBB HBP BLK WP HR S P ERA WHIP	IP WLS BF H R ER SO BB IBB HBP BLK WP HR S P ERA WHIP	IP WLS BF H R ER SO BB IBB HBP BLK WP HR S P ERA WHIP	IP WLS BF H R ER SO BB IBB HBP BLK WP HR S P ERA WHIP	IP WLS BF H R ER SO BB IBB HBP BLK WP HR S P ERA WHIP	IP WLS BF H R ER SO BB IBB HBP BLK WP HR S P ERA WHIP	IP WLS BF H R ER SO BB IBB HBP BLK WP HR S P ERA WHIP	IP WLS BF H R ER SO BB IBB HBP BLK WP HR S P ERA WHIP	IP WLS BF H R ER SO BB IBB HBP BLK WP HR S P ERA WHIP	IP WLS BF H R ER SO BB IBB HBP BLK WP HR S P ERA WHIP	IP WLS BF H R ER SO BB IBB HBP BLK WP HR S P ERA WHIP	IP WLS BF H R ER SO BB IBB HBP BLK WP HR S P ERA WHIP	IP WLS BF H R ER SO BB IBB HBP BLK WP HR S P ERA WHIP	IP WLS BF H R ER SO BB IBB HBP BLK WP HR S P ERA WHIP	IP WLS BF H R ER SO BB IBB HBP BLK WP HR S P ERA WHIP	IP WLS BF H R ER SO BB IBB HBP BLK WP HR S P ERA WHIP	IP WLS BF H R ER SO BB IBB HBP BLK WP HR S P ERA WHIP	IP WLS BF H R ER SO BB IBB HBP BLK WP HR S P ERA WHIP	IP WLS BF H R ER SO BB IBB HBP BLK WP HR S P ERA WHIP	IP WLS BF H R ER SO BB IBB HBP BLK WP HR S P ERA WHIP	IP WLS BF H R ER SO BB IBB HBP BLK WP HR S P ERA WHIP

New York Mets @ Philadelphia Phillies
Veterans Stadium, Philadelphia, PA
Mon Sep 12 1983, 7:05 PM EDT
Att: 10,257 - Unknown

livebaseballscores.com

AB 28
R 1
H 3
RBI 1
BB 2
SO 10
LOB 4



Batter	1	2	3	4	5	6	7	8	9	AB	R	H	RBI	BB	SO	LOB	BOTTOM				
Joe Morgan, L OBP: 0.356, SLG: 0.364 Jeff Stone, L (7, PR) Kiko Garcia, R OBP: 0.342, SLG: 0.426 (1, 4) (7, PR) (8, 4)	L8			G5-4-3 HBP			WP S BB			2	0	1	0	1	0	0					
Pete Rose, S OBP: 0.313, SLG: 0.281 (1, 3)	HBP BB		BB 1B HBP	G5-4-3			E4 FC4-6			2	1	0	0	1	0	3					
Mike Schmidt, R OBP: 0.400, SLG: 0.515 (1, 5)	1-2 HBP		1B BB 1B		G3-6-3 BB		P4			2	1	1	0	1	0	2					
Joe Lefebvre, L OBP: 0.409, SLG: 0.549 (1, 7) (9, 9)	K		BB 1B BB		G3-6-3		FC4-6			3	0	0	0	1	1	5					
Von Hayes, L OBP: 0.326, SLG: 0.365 Al Holland, R (1, 9) (9, 1)	K		1-2 2-3 3-H 1B		E4 PO		G3			4	0	1	1	0	1	2					
Greg Gross, L OBP: 0.376, SLG: 0.353 (1, 8) (9, 7)			G4-3 1B		PO		6-3			3	0	1	1	1	0	0					
Bo Diaz, R OBP: 0.292, SLG: 0.357 (1, 2)		G4-3		K			1-3 BB			3	0	0	0	1	1	4					
Ivan De Jesus, R OBP: 0.316, SLG: 0.311 (1, 6)	F7			SH3-4 1B			L3			3	0	1	0	0	0	1					
John Denny, R OBP: 0.214, SLG: 0.206 Bob Demier, R OBP: 0.288, SLG: 0.290 (1, 1) (9, 8)				P2	SH3-4		5-3			2	0	0	0	0	0	0					
Inning Stats	R: 0 E: 0 K: 2 S: 7	H: 0 LOB: 2 BB: 1 P: 12	R: 0 E: 0 K: 0 S: 3	H: 1 LOB: 0 BB: 0 P: 3	R: 2 E: 0 K: 1 S: 7	H: 3 LOB: 3 BB: 2 P: 16	R: 0 E: 0 K: 0 S: 3	H: 1 LOB: 1 BB: 0 P: 4	R: 0 E: 0 K: 0 S: 2	H: 0 LOB: 0 BB: 1 P: 6	R: 0 E: 1 K: 0 S: 4	H: 0 LOB: 2 BB: 1 P: 8	R: 0 E: 0 K: 0 S: 3	H: 0 LOB: 0 BB: 0 P: 3	R: 0 E: 0 K: 2 S: 7	H: 0 LOB: 0 BB: 0 P: 7	1B: 5 2B: 1 3B: 0 HR: 0	SF: 0 SAC: 1 DP: 4 HBP: 3	WP: 1 PB: 0 SB: 0 CS: 1	PA: 35	
PITCHER	IP WLS BF H R ER SO BB IBB HBP BLK WP HR S P ERA WHIP	IP WLS BF H R ER SO BB IBB HBP BLK WP HR S P ERA WHIP	IP WLS BF H R ER SO BB IBB HBP BLK WP HR S P ERA WHIP	IP WLS BF H R ER SO BB IBB HBP BLK WP HR S P ERA WHIP	IP WLS BF H R ER SO BB IBB HBP BLK WP HR S P ERA WHIP	IP WLS BF H R ER SO BB IBB HBP BLK WP HR S P ERA WHIP	IP WLS BF H R ER SO BB IBB HBP BLK WP HR S P ERA WHIP	IP WLS BF H R ER SO BB IBB HBP BLK WP HR S P ERA WHIP	IP WLS BF H R ER SO BB IBB HBP BLK WP HR S P ERA WHIP	IP WLS BF H R ER SO BB IBB HBP BLK WP HR S P ERA WHIP	IP WLS BF H R ER SO BB IBB HBP BLK WP HR S P ERA WHIP	IP WLS BF H R ER SO BB IBB HBP BLK WP HR S P ERA WHIP	IP WLS BF H R ER SO BB IBB HBP BLK WP HR S P ERA WHIP	IP WLS BF H R ER SO BB IBB HBP BLK WP HR S P ERA WHIP	IP WLS BF H R ER SO BB IBB HBP BLK WP HR S P ERA WHIP	IP WLS BF H R ER SO BB IBB HBP BLK WP HR S P ERA WHIP	IP WLS BF H R ER SO BB IBB HBP BLK WP HR S P ERA WHIP	IP WLS BF H R ER SO BB IBB HBP BLK WP HR S P ERA WHIP	IP WLS BF H R ER SO BB IBB HBP BLK WP HR S P ERA WHIP	IP WLS BF H R ER SO BB IBB HBP BLK WP HR S P ERA WHIP	IP WLS BF H R ER SO BB IBB HBP BLK WP HR S P ERA WHIP

New York Mets @ Philadelphia Phillies
Veterans Stadium, Philadelphia, PA
Mon Sep 12 1983, 7:05 PM EDT
Att: 10,257 - Unknown

livebaseballscores.com

AB 24
R 2
H 5
RBI 2
BB 6
SO 3
LOB 17



Batter	1	2	3	4	5	6	7	8	9	AB	R	H	RBI	BB	SO	LOB	TOP										
Tim Raines, S OBP: 0.383, SLG: 0.413 (1,7)	F8		K		F8			4-3		4	0	0	0	0	1	2											
Bryan Little, S OBP: 0.344, SLG: 0.307 (1,4)	4-3		F8			G3		E4		4	0	0	0	0	0	1											
Andre Dawson, R OBP: 0.347, SLG: 0.564 (1,8)	F7			6-3		5-3		P5		4	0	0	0	0	0	1											
Al Oliver, L OBP: 0.344, SLG: 0.413 (1,3)		FC6 1B		F8				K		4	0	2	0	0	1	1											
Gary Carter, R OBP: 0.341, SLG: 0.459 (1,2)		K				5-3			F5	4	0	1	0	0	1	2											
Tim Lincecum, R OBP: 0.341, SLG: 0.452 (1,5)				F7			6-3		5-3	4	0	0	0	0	0	2											
Terry Francona, L OBP: 0.260, SLG: 0.296 (1,9)		FC6 1-2			G3				G3	4	0	1	0	0	0	1											
Doug Flynn, R OBP: 0.273, SLG: 0.299 (7, PH)			F8		F9					2	0	0	0	0	0	0											
Terry Crowley, L OBP: 0.354, SLG: 0.189 (7, PH)										1	0	0	0	0	0	1											
Angel Salazar, R OBP: 0.231, SLG: 0.167 (7,6)										0	0	0	0	0	0	0											
Ray Burris, R OBP: 0.310, SLG: 0.289 (5, PH)										0	0	0	0	1	0	0											
Jerry White, S OBP: 0.364, SLG: 0.182 (5, PH)										1	0	1	0	0	0	0											
Bryn Smith, R OBP: 0.167, SLG: 0.167 (7, PH)										0	0	0	0	0	0	0											
Mike Stenhouse, L OBP: 0.219, SLG: 0.172 (7, PH)										1	0	0	0	0	1	1											
Dan Schatzeder, L OBP: 0.200, SLG: 0.200 (7,1)				BB						0	0	0	0	0	0	0											
Inning Stats	R: 0 E: 0 K: 0 S: 3	H: 0 LOB: 0 BB: 0 P: 3	R: 0 E: 0 K: 1 S: 6	H: 1 LOB: 1 BB: 0 P: 6	R: 0 E: 0 K: 1 S: 5	H: 0 LOB: 1 BB: 1 P: 9	R: 0 E: 0 K: 0 S: 4	H: 1 LOB: 1 BB: 0 P: 4	R: 0 E: 0 K: 0 S: 4	H: 1 LOB: 1 BB: 0 P: 4	R: 0 E: 0 K: 1 S: 6	H: 1 LOB: 1 BB: 0 P: 6	R: 0 E: 0 K: 1 S: 6	H: 0 LOB: 0 BB: 0 P: 3	R: 0 E: 0 K: 0 S: 3	H: 0 LOB: 0 BB: 0 P: 3	1B: 3 2B: 2 3B: 0 HR: 0	SF: 0 SAC: 0 DP: 0 HBP: 0	WP: 0 PB: 0 SB: 0 CS: 0	PA: 34							
PITCHER	IP	WLS	BF	H	R	ER	SO	BB	IBB	HBP	BLK	WP	HR	S	P	ERA	WHIP										
Marty Bystrom, R ERA: 4.88 (1,1)	9.0	W	34	5	0	0	4	1	0	0	0	0	0	41	45	0.00	0.667										

Montreal Expos @ Philadelphia Phillies
Veterans Stadium, Philadelphia, PA
Wed Sep 14 1983, 7:05 PM EDT
Att: 30,731 - Unknown

AB	33
R	0
H	5
RBI	0
BB	1
SO	4
LOB	12



Batter	1	2	3	4	5	6	7	8	9	AB	R	H	RBI	BB	SO	LOB	BOTTOM										
Juan Samuel, R OBP: 0.309, SLG: 0.460 (1,4)	HR BB		HR 1B		K		K			3	2	1	0	1	2	1											
Len Matuszek, L OBP: 0.222, SLG: 0.333 (1,3)	F8		HR 1H 2H		F9			P6		4	1	1	3	0	0	2											
Mike Schmidt, R OBP: 0.399, SLG: 0.521 (1,5)	HR 1H		K		K		K			4	1	1	2	0	3	1											
Joe Lefebvre, L OBP: 0.398, SLG: 0.527 (1,7)	K		K		K		K			4	0	0	0	0	4	0											
Sixto Lezcano, R OBP: 0.327, SLG: 0.346 (1,9)	F6-3		K			4-3				3	0	0	0	0	1	0											
Greg Gross, L OBP: 0.376, SLG: 0.359 (1,8)		3-1			F8					3	0	1	0	0	0	0											
Ozzie Virgil, R OBP: 0.279, SLG: 0.389 (1,2)		F8		K		K		K		3	0	0	0	0	2	1											
Ivan De Jesus, R OBP: 0.313, SLG: 0.310 (1,6)		F7			F9			F7		3	0	0	0	0	0	0											
Marty Bystrom, R OBP: 0.243, SLG: 0.235 (1,1)			HR 1B					1-3		3	1	2	0	0	0	0											
Inning Stats	R: 2 E: 0 K: 1 S: 6	H: 1 LOB: 0 BB: 1 P: 10	R: 0 E: 0 K: 0 S: 3	H: 0 LOB: 0 BB: 0 P: 3	R: 3 E: 0 K: 3 S: 12	H: 3 LOB: 0 BB: 0 P: 12	R: 0 E: 0 K: 1 S: 5	H: 0 LOB: 0 BB: 0 P: 5	R: 0 E: 0 K: 2 S: 8	H: 1 LOB: 1 BB: 0 P: 8	R: 0 E: 0 K: 2 S: 8	H: 1 LOB: 1 BB: 0 P: 8	R: 0 E: 0 K: 1 S: 5	H: 0 LOB: 0 BB: 0 P: 5	R: 0 E: 0 K: 2 S: 7	H: 0 LOB: 0 BB: 0 P: 7	1B: 3 2B: 1 3B: 0 HR: 2	SF: 0 SAC: 0 DP: 0 HBP: 0	WP: 0 PB: 0 SB: 1 CS: 0	PA: 31							
PITCHER	IP	WLS	BF	H	R	ER	SO	BB	IBB	HBP	BLK	WP	HR	S	P	ERA	WHIP										
Ray Burris, R ERA: 3.69 (5,1)	2.0	L	8	2	0	0	4	0	0	0	0	0	0	16	16	0.00	1.000										
Bryn Smith, R ERA: 2.5 (7,1)	2.0		6	0	0	0	3	0	0	0	0	0	0	12	12	0.00	0.000										

Montreal Expos @ Philadelphia Phillies
Veterans Stadium, Philadelphia, PA
Wed Sep 14 1983, 7:05 PM EDT
Att: 30,731 - Unknown

AB	30
R	5
H	6
RBI	5
BB	1
SO	12
LOB	5



Batter	1	2	3	4	5	6	7	8	9	10	11	12	13	AB	R	H	RBI	BB	SO	LOB	TOP						
Lonnie Smith, R OBP: 0.373, SLG: 0.440 (1, 7)	5-3			F8		6-3		CS BB			K			4	0	0	0	1	1	0							
Ozzie Smith, S OBP: 0.320, SLG: 0.335 (1, 6)	F9			CS BB		CS BB		CS	5-3		6-3			3	0	0	0	2	0	0							
Wille McGee, S OBP: 0.316, SLG: 0.377 (1, 8)	5-3			L4		F7		1-2	L6			4-3		5	0	0	0	0	0	2							
George Hendrick, R OBP: 0.376, SLG: 0.497 (1, 3)		F7		K		F8			F9			F8		5	0	0	0	0	1	2							
Andy Van Slyke, L OBP: 0.388, SLG: 0.440 David Green, R OBP: 0.317, SLG: 0.418 (10, PH) (10, 9)	F8			CI S 2B		F8			F9			1-6-3		2	1	0	0	0	0	0							
Darrell Porter, L OBP: 0.350, SLG: 0.429 (1, 2)	F9			4-3 1-H 2B		F9			K			SH1-4 WP 1B		5	1	2	1	0	1	0							
Ken Oberkfell, L OBP: 0.371, SLG: 0.383 Jeff Doyle, S (10, PR) (10, 4)	P6			4-3		P6						SH1-4 1B		4	0	1	0	0	0	1							
Mike Ramsey, S OBP: 0.310, SLG: 0.339 Floyd Rayford, R OBP: 0.290, SLG: 0.351 (10, PH) (10, 5)	F8			4-3		4-3			6-3			K		3	0	0	1	0	0	0							
Steve Baker, R (13, 1)				4-3		4-3			6-3			K		2	0	0	0	0	2	2							
John Stuper, R Bruce Sutter, R Jimmy Sexton, R Jeff Lahti, R Bill Hayes, L OBP: 0.180, SLG: 0.240 (8, 1) (11, PH) (11, 1) (13, PH) (13, 9)	K			K		K			K			K		3	0	0	0	0	3	0							
Inning Stats	R: 0 E: 0 K: 0 S: 3	H: 0 LOB: 0 BB: 0 P: 3	R: 0 E: 0 K: 0 S: 3	H: 0 LOB: 0 BB: 0 P: 3	R: 0 E: 0 K: 1 S: 5	H: 0 LOB: 0 BB: 0 P: 5	R: 0 E: 0 K: 1 S: 5	H: 0 LOB: 0 BB: 0 P: 9	R: 2 E: 1 K: 1 S: 7	H: 1 LOB: 0 BB: 0 P: 7	R: 0 E: 0 K: 0 S: 3	H: 0 LOB: 0 BB: 1 P: 7	R: 0 E: 0 K: 0 S: 3	H: 0 LOB: 0 BB: 0 P: 3	R: 0 E: 0 K: 2 S: 8	H: 1 LOB: 1 BB: 0 P: 8	R: 0 E: 0 K: 2 S: 8	H: 0 LOB: 0 BB: 0 P: 7	R: 0 E: 0 K: 0 S: 3	H: 0 LOB: 0 BB: 0 P: 3	R: 0 E: 0 K: 2 S: 8	H: 1 LOB: 1 BB: 0 P: 8	1B: 2 2B: 1 3B: 0 HR: 0	SF: 0 SAC: 1 DP: 0 HBP: 0	WP: 1 PB: 0 SB: 3 CS: 1	PA: 46	
PITCHER	IP	WLS	BF	H	R	ER	SO	BB	IBB	HBP	BLK	WP	HR	S	P	ERA	WHIP										
Charles Hudson, R ERA: 3.38 Al Holland, L ERA: 2.39 Wille Hernandez, L ERA: 3.13	8.0	28	7	1	2	0	4	3	0	0	0	0	0	33	45	0.00	0.500										
Joe Morgan, L OBP: 0.350, SLG: 0.365 (1, 4)	4-3			G4-6-3		P5		SH SF7 BB			G3			5	1	0	0	1	0	1							
Len Matuszek, L OBP: 0.222, SLG: 0.394 (1, 3)	4-3			CS 1B		K2-3		SH G5-3 1-3 2-H			3-1			5	0	1	0	0	1	0							
Mike Schmidt, R OBP: 0.399, SLG: 0.514 (1, 5)	F9			K		K		IBB			BLK IBB			2	1	0	0	4	1	1							
Joe Lefebvre, L OBP: 0.390, SLG: 0.515 Al Holland, R Sixto Lezcano, R Wille Hernandez, L Kiko Garcia, R OBP: 0.347, SLG: 0.431 (1, 9) (9, 1) (10, PH) (11, 1) (13, PH)	F8			K		K		SF7			K			3	0	0	1	0	2	1							
Garry Maddox, R OBP: 0.315, SLG: 0.373 (1, 8)	6-3			K		K		IBB			K			0	0	0	0	0	0	0							
Greg Gross, L OBP: 0.388, SLG: 0.371 Bob Dernier, R OBP: 0.287, SLG: 0.289 (8, PR) (10, 7)				K		K		SF7			K			3	0	0	0	0	0	0							
Gary Matthews, R OBP: 0.353, SLG: 0.380 (13, PH)				K		K		IBB			K			0	0	0	0	1	0	0							
Bo Diaz, R OBP: 0.291, SLG: 0.355 (1, 2)	4-3			K		K		IBB			K			5	0	1	0	0	0	4							
Ivan De Jesus, R OBP: 0.314, SLG: 0.312 (1, 6)				K		K		IBB			K			4	0	1	0	1	1	4							
Charles Hudson, S OBP: 0.157, SLG: 0.104 Pete Rose, S OBP: 0.313, SLG: 0.282 Jeff Stone, L OBP: 1.000, SLG: 1.000 Von Hayes, L OBP: 0.325, SLG: 0.365 (1, 1) (6, PH) (6, PR) (9, 9)	K			K		K		IBB			K			2	0	0	0	0	1	3							
Inning Stats	R: 0 E: 0 K: 0 S: 3	H: 0 LOB: 0 BB: 0 P: 3	R: 0 E: 0 K: 0 S: 4	H: 1 LOB: 1 BB: 0 P: 4	R: 0 E: 0 K: 1 S: 5	H: 1 LOB: 0 BB: 0 P: 5	R: 0 E: 0 K: 2 S: 7	H: 1 LOB: 0 BB: 0 P: 7	R: 0 E: 0 K: 0 S: 4	H: 1 LOB: 1 BB: 2 P: 11	R: 0 E: 0 K: 0 S: 3	H: 0 LOB: 1 BB: 1 P: 7	R: 0 E: 0 K: 1 S: 5	H: 0 LOB: 1 BB: 1 P: 9	R: 0 E: 0 K: 0 S: 4	H: 1 LOB: 1 BB: 0 P: 4	R: 0 E: 0 K: 0 S: 3	H: 0 LOB: 0 BB: 0 P: 3	R: 1 E: 0 K: 0 S: 2	H: 0 LOB: 1 BB: 2 P: 10	1B: 8 2B: 1 3B: 0 HR: 0	SF: 1 SAC: 3 DP: 3 HBP: 0	WP: 3 PB: 0 SB: 1 CS: 1	PA: 52			
PITCHER	IP	WLS	BF	H	R	ER	SO	BB	IBB	HBP	BLK	WP	HR	S	P	ERA	WHIP										
John Stuper, R ERA: 3.36 Bruce Sutter, R ERA: 3.8 Jeff Lahti, R ERA: 3.0 Steve Baker, R ERA: 4.25	7.0	28	6	2	2	5	5	2	1	0	0	1	0	35	47	2.57	1.143										
Bruce Sutter, R ERA: 3.8 Jeff Lahti, R ERA: 3.0 Steve Baker, R ERA: 4.25	3.0	12	1	0	0	2	0	2	0	1	0	0	14	22	0.00	0.333											
Jeff Lahti, R ERA: 3.0 Steve Baker, R ERA: 4.25	2.0	7	1	0	0	0	0	0	0	0	0	0	7	7	0.00	0.500											
Steve Baker, R ERA: 4.25	0.2	L	5	0	1	1	0	1	1	0	0	2	0	2	10	13.50	1.500										

St. Louis Cardinals @ Philadelphia Phillies
Veterans Stadium, Philadelphia, PA
Fri Sep 16 1983, 7:05 PM EDT
Att. 30,069 - Unknown

AB 40
R 2
H 3
RBI 2
BB 3
SO 10
LOB 8



Batter	1	2	3	4	5	6	7	8	9	10	11	12	13	AB	R	H	RBI	BB	SO	LOB	BOTTOM						
Joe Morgan, L OBP: 0.350, SLG: 0.365 (1, 4)	4-3			G4-6-3		P5		SH SF7 BB			G3			5	1	0	0	1	0	1							
Len Matuszek, L OBP: 0.222, SLG: 0.394 (1, 3)	4-3			CS 1B		K2-3		SH G5-3 1-3 2-H			3-1			5	0	1	0	0	1	0							
Mike Schmidt, R OBP: 0.399, SLG: 0.514 (1, 5)	F9			K		K		IBB			BLK IBB			2	1	0	0	4	1	1							
Joe Lefebvre, L OBP: 0.390, SLG: 0.515 Al Holland, R Sixto Lezcano, R Wille Hernandez, L Kiko Garcia, R OBP: 0.347, SLG: 0.431 (1, 9) (9, 1) (10, PH) (11, 1) (13, PH)	F8			K		K		SF7			K			3	0	0	1	0	2	1							
Garry Maddox, R OBP: 0.315, SLG: 0.373 (1, 8)	6-3			K		K		IBB			K			0	0	0	0	0	0	0							
Greg Gross, L OBP: 0.388, SLG: 0.371 Bob Dernier, R OBP: 0.287, SLG: 0.289 (8, PR) (10, 7)				K		K		SF7			K			3	0	0	0	0	0	0							
Gary Matthews, R OBP: 0.353, SLG: 0.380 (13, PH)				K		K		IBB			K			0	0	0	0	1	0	0							
Bo Diaz, R OBP: 0.291, SLG: 0.355 (1, 2)	4-3			K		K		IBB			K			5	0	1	0	0	0	4							
Ivan De Jesus, R OBP: 0.314, SLG: 0.312 (1, 6)				K		K		IBB			K			4	0	1	0	1	1	4							
Charles Hudson, S OBP: 0.157, SLG: 0.104 Pete Rose, S OBP: 0.313, SLG: 0.282 Jeff Stone, L OBP: 1.000, SLG: 1.000 Von Hayes, L OBP: 0.325, SLG: 0.365 (1, 1) (6, PH) (6, PR) (9, 9)	K			K		K		IBB			K			2	0	0	0	0	1	3							
Inning Stats	R: 0 E: 0 K: 0 S: 3	H: 0 LOB: 0 BB: 0 P: 3	R: 0 E: 0 K: 0 S: 4	H: 1 LOB: 1 BB: 0 P: 4	R: 0 E: 0 K: 1 S: 5	H: 1 LOB: 0 BB: 0 P: 5	R: 0 E: 0 K: 2 S: 7	H: 1 LOB: 0 BB: 0 P: 7	R: 0 E: 0 K: 0 S: 4	H: 1 LOB: 1 BB: 2 P: 11	R: 0 E: 0 K: 0 S: 3	H: 0 LOB: 1 BB: 1 P: 7	R: 0 E: 0 K: 1 S: 5	H: 0 LOB: 1 BB: 1 P: 9	R: 0 E: 0 K: 0 S: 4	H: 1 LOB: 1 BB: 0 P: 4	R: 0 E: 0 K: 0 S: 3	H: 0 LOB: 0 BB: 0 P: 3	R: 1 E: 0 K: 0 S: 2	H: 0 LOB: 1 BB: 2 P: 10	1B: 8 2B: 1 3B: 0 HR: 0	SF: 1 SAC: 3 DP: 3 HBP: 0	WP: 3 PB: 0 SB: 1 CS: 1	PA: 52			
PITCHER	IP	WLS	BF	H	R	ER	SO	BB	IBB	HBP	BLK	WP	HR	S	P	ERA	WHIP										
John Stuper, R ERA: 3.36 Bruce Sutter, R ERA: 3.8 Jeff Lahti, R ERA: 3.0 Steve Baker, R ERA: 4.25	7.0	28	6	2	2	5	5	2	1	0	0	1	0	35	47	2.57	1.143										
Bruce Sutter, R ERA: 3.8 Jeff Lahti, R ERA: 3.0 Steve Baker, R ERA: 4.25	3.0	12	1	0	0	2	0	2	0	1	0	0	14	22	0.00	0.333											
Jeff Lahti, R ERA: 3.0 Steve Baker, R ERA: 4.25	2.0	7	1	0	0	0	0	0	0	0	0	0	7	7	0.00	0.500											
Steve Baker, R ERA: 4.25	0.2	L	5	0	1	1	0	1	1	0	0	2	0	2	10	13.50	1.500										

St. Louis Cardinals @ Philadelphia Phillies
Veterans Stadium, Philadelphia, PA
Fri Sep 16 1983, 7:05 PM EDT
Att. 30,069 - Unknown

AB 41
R 3
H 8
RBI 1
BB 7
SO 7
LOB 21



Batter	1	2	3	4	5	6	7	8	9	AB	R	H	RBI	BB	SO	LOB	TOP										
Lonnie Smith, R OBP: 0.373, SLG: 0.439 Andy Van Slyke, L OBP: 0.356, SLG: 0.434	0-0 BLK 1B	0-0 1-2 1B			0-0 S 1B		0-3 K		0-0 G3	4	2	3	0	0	1	0											
Ozzie Smith, S OBP: 0.318, SLG: 0.333	0-0 1B 5-3	0-3 K			0-0 5-3		0-0 F2		0-0 P5	5	1	1	1	0	1	3											
Willie McGee, S OBP: 0.318, SLG: 0.377	0-0 F8				0-0 1B		0-3 K			4	0	1	1	0	1	1											
George Hendrick, R OBP: 0.374, SLG: 0.494	0-0 5-3 1B				0-0 G5-4-3 1B			0-3 K		4	0	2	0	0	1	0											
David Green, R OBP: 0.313, SLG: 0.413	0-0 5-3				0-0 G5-4-3			0-0 4-3		4	0	0	1	0	0	3											
Darrell Porter, L OBP: 0.355, SLG: 0.430	4-0 FC5-4 BB				0-0 F7			4-0 BB		2	0	1	0	2	0	0											
Floyd Rayford, R OBP: 0.282, SLG: 0.350 Jim Adduci, L OBP: 0.310, SLG: 0.339	0-0 FC5-4				0-0 FC5-4 1B		0-3 K		0-0 G3	3	0	1	0	0	1	3											
Bill Lyons, R OBP: 0.185, SLG: 0.226					0-3 K		0-3 K		0-0 3-1	3	0	0	0	0	2	2											
Steve Braun, L OBP: 0.415, SLG: 0.435					0-0 F7		0-3 K			1	0	0	0	0	0	0											
Joaquin Andujar, S OBP: 0.108, SLG: 0.097 Ken Oberkfell, L OBP: 0.369, SLG: 0.381					4-0 FC5-4 BB		0-3 K		0-0 G3 1B	2	0	0	0	1	1	2											
Inning Stats	R: 2 E: 0 K: 0 S: 6	H: 3 LOB: 2 BB: 1 P: 10	R: 0 E: 0 K: 1 S: 5	H: 1 LOB: 1 BB: 1 P: 9	R: 0 E: 0 K: 1 S: 3	H: 0 LOB: 0 BB: 0 P: 3	R: 0 E: 0 K: 1 S: 6	H: 1 LOB: 1 BB: 0 P: 6	R: 1 E: 0 K: 3 S: 5	H: 3 LOB: 1 BB: 0 P: 5	R: 0 E: 0 K: 2 S: 9	H: 0 LOB: 1 BB: 1 P: 13	R: 0 E: 0 K: 2 S: 7	H: 0 LOB: 0 BB: 0 P: 7	R: 0 E: 0 K: 1 S: 6	H: 1 LOB: 1 BB: 0 P: 6	R: 0 E: 0 K: 0 S: 4	H: 1 LOB: 1 BB: 0 P: 4	1B: 10 2B: 0 3B: 0 HR: 0	SF: 0 SAC: 0 DP: 1 HBP: 0	WP: 0 PB: 0 SB: 1 CS: 0	PA: 38					
PITCHER	IP	WLS	BF	H	R	ER	SO	BB	IBB	HBP	BLK	WP	HR	S	P	ERA	WHIP										
Steve Carlton, L ERA: 3.15	(1, 1)	7.0	W	30	8	3	7	3	0	0	1	0	0	41	53	3.86	1.571										
Ron Reed, R ERA: 3.35	(8, 1)	1.1		6	2	0	1	0	0	0	0	0	0	8	8	0.00	1.500										
Al Holland, L ERA: 2.34	(9, 1)	0.2	S	2	0	0	0	0	0	0	0	0	0	2	2	0.00	0.000										

St. Louis Cardinals @ Philadelphia Phillies
Veterans Stadium, Philadelphia, PA
Sun Sep 18 1983, 3:33 AM EDT
Att: 30,915 - Unknown

AB 35
R 3
H 10
RBI 3
BB 3
SO 8
LOB 16



Batter	1	2	3	4	5	6	7	8	9	AB	R	H	RBI	BB	SO	LOB	BOTTOM										
Joe Morgan, L OBP: 0.352, SLG: 0.361 Bob Demier, R OBP: 0.287, SLG: 0.289	0-0 P4	0-0 P5			0-3 K			0-0 F9		4	0	0	0	0	1	0											
Len Matuszek, L OBP: 0.273, SLG: 0.500	4-0 HR BB				0-3 K			0-0 1B 2B		3	2	2	0	1	1	0											
Mike Schmidt, R OBP: 0.399, SLG: 0.516	0-0 HR				0-0 FC6-2 S		0-0 E5 CS	4-0 1B BB		3	1	1	2	1	0	1											
Joe Lefebvre, L OBP: 0.385, SLG: 0.517	0-0 HR				0-3 K		0-0 F8	0-0 F7		4	1	1	1	0	1	4											
Gary Matthews, R OBP: 0.356, SLG: 0.390 Kiko Garcia, R OBP: 0.347, SLG: 0.431	0-3 K				0-0 5-3		0-0 1-3	0-0 1B		4	0	1	1	0	1	1											
Greg Gross, L OBP: 0.393, SLG: 0.387	0-0 1B				0-0 6-3			SH1-3 SH 2B		3	1	2	0	0	0	0											
Bo Diaz, R OBP: 0.289, SLG: 0.352	0-3 K				0-0 6-3			SH1-3		2	0	0	0	0	1	1											
Ivan De Jesus, R OBP: 0.315, SLG: 0.312					0-0 6-3			SH CS		2	0	0	1	0	0	0											
Steve Carlton, L OBP: 0.215, SLG: 0.253 Von Hayes, L OBP: 0.324, SLG: 0.364 Ron Reed, R OBP: 0.167, SLG: 0.167 Al Holland, R	0-3 K				0-0 6-3			3-H K		2	0	0	0	0	1	0											
Inning Stats	R: 3 E: 0 K: 2 S: 10	H: 3 LOB: 1 BB: 1 P: 14	R: 0 E: 0 K: 1 S: 5	H: 0 LOB: 0 BB: 0 P: 5	R: 0 E: 0 K: 1 S: 6	H: 1 LOB: 0 BB: 0 P: 6	R: 0 E: 0 K: 0 S: 3	H: 0 LOB: 0 BB: 0 P: 3	R: 0 E: 0 K: 0 S: 3	H: 0 LOB: 0 BB: 0 P: 3	R: 1 E: 0 K: 1 S: 6	H: 1 LOB: 0 BB: 0 P: 6	R: 1 E: 0 K: 0 S: 4	H: 2 LOB: 2 BB: 1 P: 8	1B: 2 2B: 2 3B: 1 HR: 2	SF: 0 SAC: 2 DP: 0 HBP: 0	WP: 0 PB: 0 SB: 1 CS: 2	PA: 32									
PITCHER	IP	WLS	BF	H	R	ER	SO	BB	IBB	HBP	BLK	WP	HR	S	P	ERA	WHIP										
Joaquin Andujar, R ERA: 4.04	(1, 1)	8.0	L	32	7	5	7	2	0	0	0	0	2	44	52	5.62	1.125										

St. Louis Cardinals @ Philadelphia Phillies
Veterans Stadium, Philadelphia, PA
Sun Sep 18 1983, 3:33 AM EDT
Att: 30,915 - Unknown

AB 28
R 5
H 7
RBI 5
BB 2
SO 7
LOB 8




Batter	1	2	3	4	5	6	7	8	9	AB	R	H	RBI	BB	SO	LOB	TOP					
Thad Bosley, L OBP: 0.419, SLG: 0.528 (1, 7)										5	1	1	0	0	3	3	Chicago Cubs @ Philadelphia Phillies Veterans Stadium, Philadelphia, PA Mon Sep 19 1983, 7:05 PM EDT Att: 21,289 - Unknown livebaseballscorecards.com					
23 Ryne Sandberg, R OBP: 0.318, SLG: 0.359 (1, 4)										4	1	0	0	1	2	3						
Bill Buckner, L OBP: 0.310, SLG: 0.439 (1, 3)											4	1	1	1	1	0		2				
Mel Hall, L OBP: 0.349, SLG: 0.489 Gary Woods, R OBP: 0.294, SLG: 0.315 (9, PH)										4	1	1	0	0	1	3						
Ron Cey, R OBP: 0.348, SLG: 0.459 (1, 5)										3	1	0	0	1	2	2						
Keith Moreland, R OBP: 0.380, SLG: 0.459 (1, 9)										2	1	1	2	1	0	0						
Jody Davis, R OBP: 0.320, SLG: 0.472 (1, 2)										4	0	2	2	0	0	1						
Larry Bowa, S OBP: 0.302, SLG: 0.330 (1, 6)										3	0	1	0	1	0	0						
Dickie Noles, R OBP: 0.256, SLG: 0.263 (1, 1)										3	0	0	1	0	1	3						
Craig Lefferts, L OBP: 0.150, SLG: 0.111 (6, 1)										0	0	0	0	0	0	0						
Bill Campbell, R OBP: 0.100, SLG: 0.100 (7, 1)										0	0	0	0	0	0	0						
Dan Rohn, L OBP: 0.348, SLG: 0.591 (8, PH)										1	0	0	0	0	0	0						
Lee Smith, R OBP: 0.222, SLG: 0.125 (8, 1)										0	0	0	0	0	0	0						
Inning Stats	R: 3 E: 0 K: 0 S: 5	H: 3 LOB: 2 BB: 2 P: 13	R: 0 E: 0 K: 1 S: 5	H: 0 LOB: 0 BB: 0 P: 5	R: 0 E: 0 K: 2 S: 7	H: 0 LOB: 1 BB: 1 P: 11	R: 0 E: 0 K: 1 S: 6	H: 1 LOB: 1 BB: 0 P: 6	R: 0 E: 0 K: 1 S: 5	H: 0 LOB: 0 BB: 0 P: 5	R: 2 E: 1 K: 2 S: 10	H: 2 LOB: 3 BB: 1 P: 15	R: 1 E: 0 K: 1 S: 6	H: 1 LOB: 1 BB: 1 P: 10	R: 0 E: 0 K: 0 S: 3	H: 0 LOB: 0 BB: 0 P: 3	R: 0 E: 0 K: 2 S: 7	H: 0 LOB: 0 BB: 0 P: 7	1B: 5 2B: 1 3B: 0 HR: 1	SF: 0 SAC: 0 DP: 0 HBP: 1	WP: 0 PB: 0 SB: 1 CS: 0	PA: 40
PITCHER	IP WLS BF H R ER SO BB IBB HBP BLK WP HR S P ERA WHIP																					
Marty Bystrom, R ERA: 4.76 (1, 1)	5.1 26 6 5 5 6 4 0 1 0 0 0 0 33 50 8.44 1.875																					
Larry Andersen, R ERA: 2.08 (6, 1)	0.2 3 0 0 0 1 0 0 0 0 0 0 0 5 5 0.00 0.000																					
Willie Hernandez, L ERA: 3.18 (7, 1)	0.0 0 0 0 0 0 0 0 0 0 0 0 0 0 0 0.00 0.000																					
Ron Reed, R ERA: 3.32 (8, 1)	1.1 W 4 0 0 0 1 0 0 0 0 0 0 0 6 6 0.00 0.000																					
Al Holland, L ERA: 2.32 (9, 1)	0.2 S 2 0 0 0 1 0 0 0 0 0 0 0 4 4 0.00 0.000																					

Batter	1	2	3	4	5	6	7	8	9	AB	R	H	RBI	BB	SO	LOB	BOTTOM			
Joe Morgan, L OBP: 0.397, SLG: 0.386 (1, 4)										5	2	4	4	0	0	1	Chicago Cubs @ Philadelphia Phillies Veterans Stadium, Philadelphia, PA Mon Sep 19 1983, 7:05 PM EDT Att: 21,289 - Unknown livebaseballscorecards.com			
Len Matuszek, L OBP: 0.245, SLG: 0.444 (1, 3)										5	0	0	0	1	2					
Mike Schmidt, R OBP: 0.399, SLG: 0.514 (1, 5)										4	0	1	0	1	1	0				
Joe Lefebvre, L OBP: 0.386, SLG: 0.514 Al Holland, R ERA: 3.18 (9, 1)										5	1	2	0	0	1	2				
Gary Matthews, R OBP: 0.357, SLG: 0.390 (1, 7)										3	1	1	0	1	0	2				
Greg Gross, L OBP: 0.390, SLG: 0.384 (1, 8) (9, 9)										4	0	1	0	0	5					
Ozzie Virgil, R OBP: 0.275, SLG: 0.386 (1, 2)										3	1	1	0	0	1	0				
Pete Rose, S OBP: 0.313, SLG: 0.282 (7, PH)										1	0	0	0	0	1	3				
Ron Reed, R OBP: 0.167, SLG: 0.167 (8, 1)										0	0	0	0	0	0	0				
Bob Demier, R OBP: 0.287, SLG: 0.289 (9, 8)										0	0	0	0	0	0	0				
Ivan De Jesus, R OBP: 0.317, SLG: 0.320 (1, 6)										4	1	2	2	0	0	1				
Marty Bystrom, R ERA: 4.76 (6, 1)										2	0	1	0	0	0	1				
Larry Andersen, R ERA: 2.08 (6, PH)										0	0	0	0	0	0	0				
Von Hayes, L OBP: 0.226, SLG: 0.299 Willie Hernandez, L ERA: 3.18 (7, 1)										1	1	1	0	0	0	0				
Bo Diaz, R OBP: 0.289, SLG: 0.352 (7, PH) (8, 2)										0	0	0	0	0	0	0				
Inning Stats	R: 0 E: 0 K: 0 S: 5	H: 2 LOB: 3 BB: 1 P: 9	R: 0 E: 0 K: 0 S: 4	H: 1 LOB: 1 BB: 0 P: 4	R: 0 E: 0 K: 0 S: 4	H: 1 LOB: 2 BB: 1 P: 8	R: 2 E: 0 K: 0 S: 5	H: 2 LOB: 0 BB: 0 P: 5	R: 0 E: 0 K: 1 S: 5	H: 0 LOB: 0 BB: 0 P: 5	R: 2 E: 0 K: 2 S: 10	H: 3 LOB: 1 BB: 0 P: 10	R: 2 E: 0 K: 1 S: 9	H: 4 LOB: 2 BB: 0 P: 9	R: 1 E: 0 K: 1 S: 6	H: 1 LOB: 0 BB: 0 P: 6	1B: 8 2B: 3 3B: 1 HR: 2	SF: 0 SAC: 0 DP: 0 HBP: 0	WP: 0 PB: 0 SB: 0 CS: 0	PA: 40
PITCHER	IP WLS BF H R ER SO BB IBB HBP BLK WP HR S P ERA WHIP																			
Dickie Noles, R ERA: 4.88 (1, 1)	5.2 27 8 4 4 2 2 0 0 0 0 0 0 4 4 6.35 1.765																			
Craig Lefferts, L ERA: 3.1 (6, 1)	0.1 2 1 0 0 1 0 0 0 0 0 0 0 4 4 0.00 3.000																			
Bill Campbell, R ERA: 4.36 (7, 1)	1.0 7 4 2 2 1 0 0 0 0 0 0 0 9 9 18.00 4.000																			
Lee Smith, R ERA: 1.72 (8, 1)	1.0 L 4 1 1 1 1 0 0 0 0 0 0 1 6 6 9.00 1.000																			


Batter	1	2	3	4	5	6	7	8	9	AB	R	H	RBI	BB	SO	LOB	TOP										
Thad Bosley, L OBP: 0.422, SLG: 0.564 Gary Woods, R OBP: 0.294, SLG: 0.331	0-0 23 1B 3B	0-0 3-1			0-0 F8		0-0 HR	0-0 FC1-4-6	2 1 1 0 0 0 0 3 1 1 2 0 0 1								Chicago Cubs @ Philadelphia Phillies Veterans Stadium, Philadelphia, PA Tue Sep 20 1983, 7:05 PM EDT Att: 20,312 - Unknown										
23 Ryne Sandberg, R OBP: 0.317, SLG: 0.359	0-0 S E 1B 3H	0-0 F9			0-3 K		0-0 1-3	0-0 4-3	5 1 1 1 0 1 1																		
Bill Buckner, L OBP: 0.310, SLG: 0.443	0-0 F9				0-0 L8		0-0 G3		4 1 1 1 0 0 1																		
Rich Bordi, R Alan Hargeshheimer, R	0-0 F9			HR					0 0 0 0 0 0 0 0 0 0 0 0 0 0																		
Mel Hall, L OBP: 0.348, SLG: 0.487 Carmelo Martinez, R OBP: 0.293, SLG: 0.468	0-0 E4 1B 1H				0-0 L5		0-0 F8	4-0 E 1B BB	2 0 0 0 0 0 0 1 0 0 0 1 0 0																		
Ron Cey, R OBP: 0.351, SLG: 0.461	0-0 BB 1-3 1B				0-0 4-3		0-0 1B	0-0 E3 L4-3 1B	4 0 3 0 0 0 0																		
Keith Moreland, R OBP: 0.377, SLG: 0.455	0-3 K				0-3 K		0-3 K	0-0 L4-3 1-2	4 0 0 0 0 3 5																		
Jody Davis, R OBP: 0.319, SLG: 0.469	4-0 1-2 BB				0-0 6-3		0-0 L5	0-0 F9	3 0 0 0 1 0 2																		
Larry Bowa, S OBP: 0.301, SLG: 0.328 Dan Rohn, L OBP: 0.375, SLG: 0.609	0-0 3-1				0-0 1-3		0-0 F8	0-0 FC1-4-6 1B	3 0 0 0 0 0 3 1 0 1 0 0 0 0																		
Steve Trout, L OBP: 0.222, SLG: 0.197 Reggie Patterson, R Bill Johnson, R Joe Carter, R OBP: 0.136, SLG: 0.174 Tom Grant, L		0-0 1-3			0-0 6-3		0-0 HR 2B	0-3 K	1 0 0 0 0 0 0 1 0 0 0 0 0 0 0 0 0 0 0 0 0 1 1 1 0 0 0 0 1 0 0 0 0 1 1																		
Inning Stats	R: 2 E: 1 K: 1 S: 9	H: 3 LOB: 3 BB: 1 P: 13	R: 0 E: 0 K: 0 S: 3	H: 0 LOB: 0 BB: 0 P: 3	R: 1 E: 0 K: 1 S: 6	H: 1 LOB: 0 BB: 0 P: 6	R: 0 E: 0 K: 0 S: 3	H: 0 LOB: 0 BB: 0 P: 3	R: 0 E: 0 K: 1 S: 5	H: 1 LOB: 1 BB: 0 P: 6	R: 2 E: 0 K: 0 S: 5	H: 2 LOB: 0 BB: 0 P: 5	R: 0 E: 1 K: 0 S: 3	H: 1 LOB: 1 BB: 1 P: 7	R: 0 E: 0 K: 1 S: 6	H: 1 LOB: 1 BB: 0 P: 6	1B: 5 2B: 2 3B: 1 HR: 2	SF: 0 SAC: 0 DP: 1 HBP: 0	WP: 0 PB: 0 SB: 1 CS: 0	PA: 38							
PITCHER	IP	WLS	BF	H	R	ER	SO	BB	IBB	HBP	BLK	WP	HR	S	P	ERA	WHIP										
Kevin Gross, R ERA: 3.69	(1, 1)	4.0	18	4	3	3	2	1	0	0	0	0	1	21	25	6.75	1.250										
Willie Hernandez, L ERA: 3.26	(5, 1)	0.0	W	0	0	0	0	0	0	0	0	0	0	0	0	∞	∞										
Larry Andersen, R ERA: 1.99	(8, 1)	1.0	4	1	0	0	0	1	0	0	0	0	0	3	7	0.00	2.000										
Ron Reed, R ERA: 3.29	(9, 1)	1.0	S	4	1	0	0	1	0	0	0	0	0	6	6	0.00	1.000										

Batter	1	2	3	4	5	6	7	8	9	AB	R	H	RBI	BB	SO	LOB	BOTTOM										
Joe Morgan, L OBP: 0.361, SLG: 0.395 Alejandro Sanchez, R OBP: 0.260, SLG: 0.500 Kiko Garcia, R OBP: 0.347, SLG: 0.431	0-0 4-3 1B	0-0 P5			0-0 1-3 2H 3H 1B		0-0 BLK 1B	0-0 1B 2B	5 1 4 3 0 0 1 0 1 0 0 0 0 0 0 0 0 0 0 0 0								Chicago Cubs @ Philadelphia Phillies Veterans Stadium, Philadelphia, PA Tue Sep 20 1983, 7:05 PM EDT Att: 20,312 - Unknown										
Pete Rose, S OBP: 0.312, SLG: 0.280 Jeff Stone, L OBP: 1.000, SLG: 1.000 Ron Reed, R OBP: 0.167, SLG: 0.167	0-0 4-3	0-0 6-3			0-0 SF8		0-0 F5	4-0 BB 1B BB	3 0 0 1 1 0 3 0 0 0 0 0 0 0 0 0 0 0 0 0 0																		
Mike Schmidt, R OBP: 0.399, SLG: 0.512	4-0 FC6-4 1B BB				0-0 F7		0-0 6-3	0-0 5-3	4 1 1 1 1 0 2																		
Sixto Lezcano, R OBP: 0.327, SLG: 0.350 Joe Lefebvre, L OBP: 0.394, SLG: 0.512	0-0 FC6-4 1B				0-0 P4		0-0 1B 2B	0-3 K K	4 1 2 1 0 1 0 1 0 0 0 0 1 2																		
Gary Matthews, R OBP: 0.354, SLG: 0.386 Larry Andersen, R	0-0 FC6-4 1B				0-0 6-3		0-0 F7	0-3 K K	4 0 0 0 0 1 3 0 0 0 0 0 0 0 1 0 0 0 0 1 2																		
Len Matuszek, L OBP: 0.240, SLG: 0.435	0-0 1-2 2-3 1B						0-0 F3	0-0 1B	4 1 3 1 0 0 1																		
Gary Maddox, R OBP: 0.320, SLG: 0.378	0-0 1-2 3H 1B				0-0 1B S 1B		0-0 F3	0-0 1B																			
Bo Diaz, R OBP: 0.288, SLG: 0.351	0-0 5-3				0-0 P6		0-0 F8	0-0 F8	4 0 1 1 0 0 4																		
Ivan De Jesus, R OBP: 0.318, SLG: 0.318		4-0 PB S BB			4-0 1B BB		0-0 F8	0-3 K	2 1 0 0 2 1 1																		
Kevin Gross, R OBP: 0.133, SLG: 0.138 Von Hayes, L OBP: 0.227, SLG: 0.266 Willie Hernandez, L OBP: 0.429, SLG: 0.429 Greg Gross, L OBP: 0.257, SLG: 0.289 Bob Demner, R		0-0 L9			0-0 1B S 1B		0-0 4-3	4-0 S 2B BB	1 0 0 0 0 0 1 1 1 1 0 0 0 0 1 0 0 0 0 0 0 0 0 0 0 1 0 0 0 1 0 0 0 0 0																		
Inning Stats	R: 2 E: 0 K: 0 S: 6	H: 3 LOB: 2 BB: 1 P: 10	R: 0 E: 0 K: 0 S: 3	H: 0 LOB: 1 BB: 1 P: 7	R: 0 E: 0 K: 0 S: 3	H: 0 LOB: 0 BB: 0 P: 3	R: 3 E: 0 K: 0 S: 6	H: 3 LOB: 1 BB: 1 P: 10	R: 1 E: 0 K: 0 S: 5	H: 2 LOB: 1 BB: 0 P: 5	R: 0 E: 0 K: 2 S: 8	H: 1 LOB: 1 BB: 0 P: 8	R: 2 E: 0 K: 3 S: 11	H: 2 LOB: 2 BB: 2 P: 19	R: 0 E: 0 K: 0 S: 0	H: 0 LOB: 0 DP: 0 HBP: 0	1B: 10 2B: 2 3B: 0 HR: 0	SF: 1 SAC: 0 DP: 0 HBP: 0	WP: 0 PB: 1 SB: 3 CS: 0	PA: 41							
PITCHER	IP	WLS	BF	H	R	ER	SO	BB	IBB	HBP	BLK	WP	HR	S	P	ERA	WHIP										
Steve Trout, L ERA: 4.8	(1, 1)	1.1	9	3	2	2	0	2	0	0	0	0	0	7	15	13.50	3.750										
Reggie Patterson, R ERA: 6.75	(2, 1)	3.1	L	16	5	4	4	1	0	0	0	0	0	15	19	10.80	1.800										
Bill Johnson, R ERA: 1.17	(5, 1)	1.1	5	1	0	0	0	0	0	0	1	0	0	5	5	0.00	0.750										
Rich Bordi, R ERA: 5.24	(7, 1)	1.1	9	3	2	2	3	2	0	0	0	0	0	13	21	13.50	3.750										
Alan Hargeshheimer, R ERA: 3.0	(8, 1)	0.2	2	0	0	0	2	0	0	0	0	0	0	6	6	0.00	0.000										

AB 36
R 5
H 9
RBI 4
BB 2
SO 5
LOB 14



AB 35
R 8
H 12
RBI 8
BB 5
SO 5
LOB 20



Batter	1	2	3	4	5	6	7	8	9	AB	R	H	RBI	BB	SO	LOB	TOP					
Joe Morgan, L OBP: 0.368, SLG: 0.406 (1, 4)										4	1	3	0	1	0	1	Philadelphia Phillies @ Montreal Expos Olympic Stadium, Montreal, QB Thu Sep 22 1983, 7:05 PM EDT Unknown					
Len Matuszek, L OBP: 0.239, SLG: 0.460 (1, 3)										4	1	2	2	0	0	2						
Willie Hernandez, L OBP: 0.429, SLG: 0.429 (7, 1)										0	0	0	0	0	0							
Ron Reed, R OBP: 0.167, SLG: 0.167 (7, 1)										0	0	0	0	0	0							
Von Hayes, L OBP: 0.356, SLG: 0.367 (9, PH)										1	0	0	0	0	1							
Al Holland, R (9, 1)										0	0	0	0	0	0							
Mike Schmidt, R OBP: 0.400, SLG: 0.516 (1, 5)										4	2	1	1	2	1	4						
Joe Lefebvre, L OBP: 0.391, SLG: 0.524 (6, PH)										2	0	2	3	1	0	0						
Sixto Lezcano, R OBP: 0.326, SLG: 0.348 (6, 9)										2	0	0	0	0	2							
Gary Matthews, R OBP: 0.353, SLG: 0.382 (1, 7)										4	0	0	0	1	1	6						
Bob Demier, R OBP: 0.287, SLG: 0.289 (8, PR)										0	1	0	0	0	0							
Greg Gross, L OBP: 0.385, SLG: 0.376 (1, 8)										5	0	0	0	0	1	5						
Bo Diaz, R OBP: 0.354 (1, 2)										4	0	2	0	0	1	1						
Jeff Stone, L OBP: 1.000, SLG: 1.000 (7, PR)										0	0	0	0	0	0							
Ozzie Virgil, R OBP: 0.280, SLG: 0.414 (7, 2)										1	1	2	0	0	0							
Ivan De Jesus, R OBP: 0.321, SLG: 0.326 (1, 6)										4	2	2	1	1	1	1						
John Denny, R OBP: 0.200, SLG: 0.192 (1, 1)										3	0	0	0	0	1	1						
Pete Rose, S OBP: 0.314, SLG: 0.283 (7, PH)										2	1	2	0	0	0	0						
Inning Stats	R: 0 E: 1 K: 0 S: 5	H: 1 LOB: 3 BB: 1 P: 9	R: 1 E: 0 K: 1 S: 7	H: 2 LOB: 1 BB: 0 P: 7	R: 1 E: 0 K: 1 S: 7	H: 2 LOB: 1 BB: 0 P: 7	R: 3 E: 0 K: 2 S: 9	H: 2 LOB: 1 BB: 2 P: 17	R: 0 E: 0 K: 0 S: 4	H: 2 LOB: 1 BB: 0 P: 4	R: 0 E: 0 K: 0 S: 4	H: 1 LOB: 2 BB: 1 P: 8	R: 2 E: 0 K: 1 S: 7	H: 3 LOB: 2 BB: 1 P: 12	R: 2 E: 0 K: 1 S: 6	H: 1 LOB: 1 BB: 1 P: 10	R: 0 E: 0 K: 0 S: 4	H: 1 LOB: 1 BB: 0 P: 4	1B: 6 2B: 5 3B: 1 HR: 3	SF: 0 SAC: 1 DP: 0 HBP: 1	WP: 0 PB: 0 SB: 1 CS: 0	PA: 48
PITCHER	IP WLS BF H R ER SO BB IBB HBP BLK WP HR S P ERA WHIP	IP WLS BF H R ER SO BB IBB HBP BLK WP HR S P ERA WHIP	IP WLS BF H R ER SO BB IBB HBP BLK WP HR S P ERA WHIP	IP WLS BF H R ER SO BB IBB HBP BLK WP HR S P ERA WHIP	IP WLS BF H R ER SO BB IBB HBP BLK WP HR S P ERA WHIP	IP WLS BF H R ER SO BB IBB HBP BLK WP HR S P ERA WHIP	IP WLS BF H R ER SO BB IBB HBP BLK WP HR S P ERA WHIP	IP WLS BF H R ER SO BB IBB HBP BLK WP HR S P ERA WHIP	IP WLS BF H R ER SO BB IBB HBP BLK WP HR S P ERA WHIP	IP WLS BF H R ER SO BB IBB HBP BLK WP HR S P ERA WHIP	IP WLS BF H R ER SO BB IBB HBP BLK WP HR S P ERA WHIP	IP WLS BF H R ER SO BB IBB HBP BLK WP HR S P ERA WHIP	IP WLS BF H R ER SO BB IBB HBP BLK WP HR S P ERA WHIP	IP WLS BF H R ER SO BB IBB HBP BLK WP HR S P ERA WHIP	IP WLS BF H R ER SO BB IBB HBP BLK WP HR S P ERA WHIP	IP WLS BF H R ER SO BB IBB HBP BLK WP HR S P ERA WHIP						

AB	40
R	9
H	15
RBI	9
BB	6
SO	6
LOB	24



Batter	1	2	3	4	5	6	7	8	9	AB	R	H	RBI	BB	SO	LOB	BOTTOM					
Tim Raines, S OBP: 0.394, SLG: 0.429 (1, 7)										5	3	4	1	0	0	0	Philadelphia Phillies @ Montreal Expos Olympic Stadium, Montreal, QB Thu Sep 22 1983, 7:05 PM EDT Unknown					
Manny Trillo, R OBP: 0.322, SLG: 0.349 (1, 4)										5	0	2	1	0	2							
Andre Dawson, R OBP: 0.349, SLG: 0.564 (1, 8)										4	0	1	1	1	0	2						
Al Oliver, L OBP: 0.349, SLG: 0.412 (1, 3)										5	0	3	1	0	1	2						
Gary Carter, R OBP: 0.340, SLG: 0.451 (1, 2)										4	0	0	0	0	1	5						
Terry Francona, L OBP: 0.274, SLG: 0.340 (1, 9)										4	0	0	0	0	0	1						
Tim Wallach, R OBP: 0.342, SLG: 0.446 (1, 5)										4	0	0	0	0	2	1						
Doug Flynn, R OBP: 0.270, SLG: 0.298 (1, 6)										3	1	1	0	0	0	0						
Bob James, R OBP: 0.167, SLG: 0.167 (7, 1)										0	0	0	0	0	0	0						
Warren Cromartie, L OBP: 0.350, SLG: 0.388 (8, PH)										0	1	0	0	1	0	0						
Jeff Reardon, R OBP: 0.125, SLG: 0.125 (9, 1)										0	0	0	0	0	0	0						
Charlie Lea, R OBP: 0.118, SLG: 0.091 (1, 1)										1	0	0	0	0	0	0						
Ray Burris, R OBP: 0.302, SLG: 0.282 (4, 1)										0	0	0	0	0	0	0						
Gene Roof, S OBP: 0.167, SLG: 0.333 (5, PH)										1	1	1	1	0	0	0						
Dan Schatzeder, L OBP: 0.200, SLG: 0.200 (6, 1)										0	0	0	0	0	0	0						
Chris Speier, R OBP: 0.338, SLG: 0.348 (7, 6)										2	1	1	2	0	1	0						
Inning Stats	R: 1 E: 0 K: 0 S: 5	H: 3 LOB: 1 BB: 0 P: 5	R: 0 E: 0 K: 1 S: 5	H: 0 LOB: 0 BB: 0 P: 5	R: 0 E: 0 K: 0 S: 4	H: 2 LOB: 1 BB: 0 P: 4	R: 0 E: 0 K: 0 S: 4	H: 1 LOB: 1 BB: 0 P: 4	R: 3 E: 0 K: 1 S: 9	H: 4 LOB: 1 BB: 0 P: 9	R: 0 E: 0 K: 0 S: 3	H: 0 LOB: 0 BB: 0 P: 3	R: 1 E: 0 K: 2 S: 9	H: 2 LOB: 2 BB: 1 P: 13	R: 2 E: 0 K: 1 S: 6	H: 1 LOB: 0 BB: 0 P: 10	R: 0 E: 0 K: 0 S: 3	H: 0 LOB: 0 BB: 0 P: 3	1B: 8 2B: 3 3B: 0 HR: 2	SF: 0 SAC: 0 DP: 0 HBP: 0	WP: 0 PB: 0 SB: 1 CS: 1	PA: 40
PITCHER	IP WLS BF H R ER SO BB IBB HBP BLK WP HR S P ERA WHIP	IP WLS BF H R ER SO BB IBB HBP BLK WP HR S P ERA WHIP	IP WLS BF H R ER SO BB IBB HBP BLK WP HR S P ERA WHIP	IP WLS BF H R ER SO BB IBB HBP BLK WP HR S P ERA WHIP	IP WLS BF H R ER SO BB IBB HBP BLK WP HR S P ERA WHIP	IP WLS BF H R ER SO BB IBB HBP BLK WP HR S P ERA WHIP	IP WLS BF H R ER SO BB IBB HBP BLK WP HR S P ERA WHIP	IP WLS BF H R ER SO BB IBB HBP BLK WP HR S P ERA WHIP	IP WLS BF H R ER SO BB IBB HBP BLK WP HR S P ERA WHIP	IP WLS BF H R ER SO BB IBB HBP BLK WP HR S P ERA WHIP	IP WLS BF H R ER SO BB IBB HBP BLK WP HR S P ERA WHIP	IP WLS BF H R ER SO BB IBB HBP BLK WP HR S P ERA WHIP	IP WLS BF H R ER SO BB IBB HBP BLK WP HR S P ERA WHIP	IP WLS BF H R ER SO BB IBB HBP BLK WP HR S P ERA WHIP	IP WLS BF H R ER SO BB IBB HBP BLK WP HR S P ERA WHIP	IP WLS BF H R ER SO BB IBB HBP BLK WP HR S P ERA WHIP						

AB	38
R	7
H	13
RBI	7
BB	2
SO	5
LOB	13

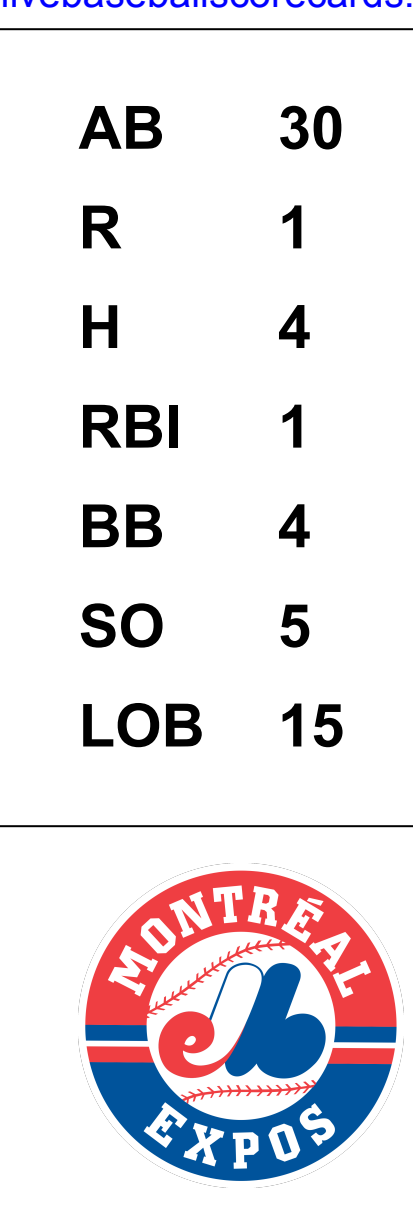


Batter	1	2	3	4	5	6	7	8	9	AB	R	H	RBI	BB	SO	LOB	TOP								
Joe Morgan, L (1,4) OBP: 0.370, SLG: 0.407 Kiko Garcia, R (8,4) OBP: 0.347, SLG: 0.431	0-0 1B		0-3 K		0-0 4-3 1B		4-0 1B 1B	0-0 F8		4	1	2	0	1	1	1	Philadelphia Phillies @ Montreal Expos Olympic Stadium, Montreal, QB Thu Sep 22 1983, 7:05 PM EDT Att: 47,364 - Unknown								
Len Matuszek, L (1,3) OBP: 0.254, SLG: 0.436	0-0 F8		0-0 F8		0-0 4-3		0-0 1B E	0-0 F7		5	1	1	2	0	0	4									
Mike Schmidt, R (1,5) OBP: 0.400, SLG: 0.515	0-3 K			0-0 L7	0-0 P5		0-0 1B E8		0-0 G4-6-3 1B	5	1	2	1	0	1	3									
Joe Lefebvre, L (1,9) OBP: 0.388, SLG: 0.516	0-0 F8			0-0 F6		0-3 K	4-0 1B 1B IBB		0-0 G4-6-3	4	0	0	0	1	1	2									
Gary Matthews, R (1,7) OBP: 0.355, SLG: 0.386 Bob Demier, R (9,8) OBP: 0.287, SLG: 0.289		0-3 K		0-0 F8		4-0 CS BB	0-0 1B 1B		0-0 1B 2B	4	1	2	1	1	1	0									
Greg Gross, L (1,8) OBP: 0.393, SLG: 0.387		4-0 CS BB			0-0 1B S 1B	0-0 1-2 2B	0-0 L8		0-0 FC6 1B	4	1	3	1	1	0	2									
Bo Diaz, R (1,2) OBP: 0.291, SLG: 0.355		0-3 K			0-0 1B 1B 4-3 1B	0-0 5-3	0-0 1-2 2-3 1B		0-0 FC6	5	1	2	0	0	1	3									
Ivan De Jesus, R (1,6) OBP: 0.322, SLG: 0.328				0-0 E5		0-0 4-3 1B 3-H 1B				4	1	2	1	0	1	3									
Charles Hudson, S (1,1) OBP: 0.148, SLG: 0.098			0-3 K		0-0 P3		0-0 SH5-4 1-2		0-3 K	3	0	0	0	0	2	3									
Inning Stats	R: 0 E: 0 K: 1 S: 6	H: 1 LOB: 1 BB: 0 P: 6	R: 0 E: 0 K: 2 S: 6	H: 0 LOB: 0 BB: 1 P: 10	R: 0 E: 1 K: 2 S: 8	H: 0 LOB: 1 BB: 0 P: 8	R: 0 E: 0 K: 0 S: 3	H: 0 LOB: 0 BB: 0 P: 3	R: 2 E: 0 K: 0 S: 7	H: 4 LOB: 2 BB: 0 P: 7	R: 0 E: 0 K: 1 S: 5	H: 1 LOB: 1 BB: 1 P: 9	R: 4 E: 1 K: 1 S: 10	H: 5 LOB: 3 BB: 2 P: 18	R: 0 E: 0 K: 1 S: 5	H: 0 LOB: 0 BB: 0 P: 5		R: 1 E: 0 K: 0 S: 5	H: 3 LOB: 1 BB: 0 P: 5	1B: 12 2B: 2 HR: 0	SF: 0 SAC: 1 DP: 1 HBP: 0	WP: 0 PB: 0 SB: 1 CS: 2	PA: 43		
PITCHER	IP WLS BF H R ER SO BB IBB HBP BLK WP HR S P ERA WHIP	6.1 L 32 10 6 6 6 2 2 0 0 0 0 0 15 56 8.53 1.895	2.2 11 4 1 1 2 0 0 0 0 0 0 0 15 15 3.38 1.500																						

AB	38
R	7
H	14
RBI	6
BB	4
SO	8
LOB	21



Batter	1	2	3	4	5	6	7	8	9	AB	R	H	RBI	BB	SO	LOB	BOTTOM								
Tim Raines, S (1,7) OBP: 0.395, SLG: 0.429	4-0 S BB		0-0 1-3			0-0 S 1B	0-3 K			3	1	1	0	1	1	2	Philadelphia Phillies @ Montreal Expos Olympic Stadium, Montreal, QB Thu Sep 22 1983, 7:05 PM EDT Att: 47,364 - Unknown								
Manny Trillo, R (1,4) OBP: 0.321, SLG: 0.347	0-0 L8		0-0 F7			4-0 1B BB		0-0 5-3		3	0	0	0	1	0	2									
Andre Dawson, R (1,8) OBP: 0.347, SLG: 0.560	0-0 F3			0-0 F8		0-3 K		0-0 F9		4	0	0	0	0	1	3									
Al Oliver, L (1,3) OBP: 0.348, SLG: 0.411	0-0 G3			0-0 4-3		0-0 1-2 2H 1B		0-0 5-3		4	0	1	1	0	0	1									
Terry Francona, L (1,9) OBP: 0.270, SLG: 0.335 Jeff Reardon, R (7,1) OBP: 0.125, SLG: 0.125 Brad Mills, L (9,PH) OBP: 0.333, SLG: 0.231		0-3 K		0-0 6-3		0-0 F5		4-0 G6-4-3 BB		3	0	0	0	0	1	2									
Gary Carter, R (1,2) OBP: 0.338, SLG: 0.448		0-0 F5			0-0 F2	0-0 F2		0-0 G6-4-3		4	0	0	0	0	0	3									
Tim Wallach, R (1,5) OBP: 0.341, SLG: 0.443		0-3 K			4-0 FC4 BB		0-0 F7		0-3 K	3	0	0	0	1	2	0									
Doug Flynn, R (1,6) OBP: 0.269, SLG: 0.297 Warren Cromartie, L (7,PH) OBP: 0.349, SLG: 0.387 Angel Salazar, R (8,6) OBP: 0.231, SLG: 0.167			0-0 F9		0-0 FC4	0-0 1-2 1B		0-0 L9		2	0	0	0	0	0	1									
Steve Rogers, R (1,1) OBP: 0.173, SLG: 0.165 Gene Roof, S (7,9) OBP: 0.286, SLG: 0.571			0-0 1-3 1B		0-0 F9					2	0	1	0	0	0	1									
Inning Stats	R: 0 E: 0 K: 0 S: 3	H: 0 LOB: 1 BB: 1 P: 7	R: 0 E: 0 K: 2 S: 7	H: 0 LOB: 0 BB: 0 P: 7	R: 0 E: 0 K: 0 S: 4	H: 1 LOB: 1 BB: 0 P: 4	R: 0 E: 0 K: 0 S: 3	H: 0 LOB: 0 BB: 0 P: 3	R: 0 E: 0 K: 0 S: 3	H: 0 LOB: 0 BB: 0 P: 3	R: 1 E: 0 K: 1 S: 7	H: 2 LOB: 2 BB: 1 P: 11	R: 0 E: 0 K: 1 S: 6	H: 1 LOB: 1 BB: 0 P: 6	R: 0 E: 0 K: 0 S: 3	H: 0 LOB: 0 BB: 0 P: 3		R: 0 E: 0 K: 1 S: 4	H: 0 LOB: 0 BB: 1 P: 8	1B: 3 2B: 1 HR: 0	SF: 0 SAC: 0 DP: 1 HBP: 0	WP: 0 PB: 0 SB: 2 CS: 0	PA: 34		
PITCHER	IP WLS BF H R ER SO BB IBB HBP BLK WP HR S P ERA WHIP	9.0 W 34 4 1 1 5 4 0 0 0 0 0 0 40 56 1.00 0.889																							



Batter	1	2	3	4	5	6	7	8	9	AB	R	H	RBI	BB	SO	LOB	TOP				
Joe Morgan, L OBP: 0.369, SLG: 0.408 Kiko Garcia, R OBP: 0.353, SLG: 0.436	F8	G3		F2		2B		G4-3		4	1	1	0	0	0	2	Philadelphia Phillies @ St. Louis Cardinals Busch Stadium, St. Louis, MO Fri Sep 23 1983, 7:05 PM CDT Att: 27,266 - Unknown				
Len Matuszek, L OBP: 0.266, SLG: 0.433	PB		FC5-4		4-3	K		G4-3		5	0	2	0	0	1	2					
Mike Schmidt, R OBP: 0.402, SLG: 0.518	K		FC5-4		S	1B				5	2	3	1	0	1	2					
Joe Lefebvre, L OBP: 0.388, SLG: 0.514	G3				1B	S				5	1	2	0	0	0	3					
Gary Matthews, R OBP: 0.358, SLG: 0.391 Al Holland, R		1B		K		BB				5	2	3	1	0	1	2					
Greg Gross, L OBP: 0.396, SLG: 0.390	F8				1B	1B				3	0	2	1	1	0	1					
Bo Diaz, R OBP: 0.291, SLG: 0.354	P5									4	0	1	2	0	1	5					
Ivan De Jesus, R OBP: 0.321, SLG: 0.327				6-3						4	0	1	0	0	0	3					
Steve Carlton, L OBP: 0.216, SLG: 0.253 Bob Demier, R OBP: 0.287, SLG: 0.289				F8						4	0	1	1	0	0	0					
Inning Stats	R: 0 E: 0 K: 1 S: 6	H: 1 LOB: 1 BB: 0 P: 6	R: 1 E: 0 K: 0 S: 6	H: 3 LOB: 2 BB: 0 P: 6	R: 1 E: 0 K: 2 S: 10	H: 3 LOB: 2 BB: 0 P: 10	R: 0 E: 0 K: 0 S: 3	H: 0 LOB: 0 BB: 0 P: 3	R: 3 E: 0 K: 1 S: 7	H: 4 LOB: 1 BB: 1 P: 7	R: 0 E: 0 K: 0 S: 4	H: 2 LOB: 1 BB: 0 P: 4	R: 0 E: 0 K: 0 S: 3	H: 1 LOB: 0 BB: 0 P: 3	R: 0 E: 0 K: 0 S: 3	H: 1 LOB: 0 BB: 0 P: 3		1B: 14 2B: 4 3B: 0 HR: 0	SF: 0 SAC: 0 DP: 4 HBP: 0	WP: 0 PB: 1 SB: 2 CS: 0	PA: 41
PITCHER	IP	WLS	BF	H	R	ER	SO	BB	IBB	HBP	BLK	WP	HR	S	P	ERA	WHIP				
Joaquin Andujar, R ERA: 4.16	4.1	L	25	11	5	5	3	1	0	0	0	0	0	30	34	10.38	2.769				
Jeff Lahti, R ERA: 3.09	2.2		10	4	1	1	1	0	0	0	0	0	0	12	12	3.38	1.500				
Dave Vonohien, L ERA: 3.43	2.0		6	2	0	0	0	0	0	0	0	0	0	6	6	0.00	1.000				

Batter	1	2	3	4	5	6	7	8	9	AB	R	H	RBI	BB	SO	LOB	BOTTOM					
Lonnie Smith, R OBP: 0.367, SLG: 0.430	F8		K		4-3			F8		4	0	0	0	0	1	1	Philadelphia Phillies @ St. Louis Cardinals Busch Stadium, St. Louis, MO Fri Sep 23 1983, 7:05 PM CDT Att: 27,266 - Unknown					
Ozzie Smith, S OBP: 0.316, SLG: 0.333	K				P6					3	0	1	0	1	1	0						
Willie McGee, S OBP: 0.315, SLG: 0.373										4	0	1	0	0	2	3						
George Hendrick, R OBP: 0.371, SLG: 0.485	K				HR					4	1	1	0	0	2	2						
David Green, R OBP: 0.323, SLG: 0.425										4	1	2	2	0	1	1						
Jimmy Sexton, R OBP: 0.222, SLG: 0.250										4	0	0	0	0	2	1						
Bill Lyons, R OBP: 0.186, SLG: 0.224										4	0	0	0	0	2	1						
Glenn Brummer, R OBP: 0.351, SLG: 0.345										4	0	3	0	0	1	0						
Joaquin Andujar, S OBP: 0.107, SLG: 0.096 Jeff Lahti, R										1	0	0	0	0	1	1						
Floyd Rayford, R OBP: 0.274, SLG: 0.340 Dave Vonohien, L OBP: 0.250, SLG: 0.143 Ken Oberkfell, L OBP: 0.370, SLG: 0.386										1	0	0	0	0	0	0						
Inning Stats	R: 0 E: 0 K: 2 S: 8	H: 1 LOB: 1 BB: 0 P: 8	R: 0 E: 0 K: 1 S: 5	H: 0 LOB: 0 BB: 0 P: 5	R: 0 E: 0 K: 1 S: 6	H: 1 LOB: 2 BB: 1 P: 10	R: 2 E: 0 K: 2 S: 10	H: 3 LOB: 1 BB: 0 P: 10	R: 0 E: 0 K: 1 S: 5	H: 0 LOB: 0 BB: 0 P: 5	R: 0 E: 0 K: 2 S: 8	H: 1 LOB: 1 BB: 0 P: 8	R: 0 E: 0 K: 1 S: 5	H: 0 LOB: 0 BB: 0 P: 5	R: 0 E: 0 K: 2 S: 8	H: 1 LOB: 1 BB: 0 P: 8	R: 0 E: 0 K: 2 S: 8	H: 1 LOB: 1 BB: 0 P: 8	1B: 6 2B: 0 3B: 1 HR: 1	SF: 0 SAC: 1 DP: 0 HBP: 0	WP: 0 PB: 0 SB: 0 CS: 0	PA: 36
PITCHER	IP	WLS	BF	H	R	ER	SO	BB	IBB	HBP	BLK	WP	HR	S	P	ERA	WHIP					
Steve Carlton, L ERA: 3.12	8.0	W	32	7	2	2	12	1	0	0	0	0	0	55	59	2.25	1.000					
Al Holland, L ERA: 2.27	1.0		4	1	0	0	2	0	0	0	0	0	0	8	8	0.00	1.000					

Batter	1	2	3	4	5	6	7	8	9	AB	R	H	RBI	BB	SO	LOB	TOP		
Joe Morgan, L (1,4) OBP: 0.366, SLG: 0.400										4	0	1	0	0	2	0	Philadelphia Phillies @ Chicago Cubs Wrigley Field, Chicago, IL Mon Sep 26 1983, 3:33 AM CDT Att: 3,137 - Unknown		
Len Matuszek, L (1,3) OBP: 0.293, SLG: 0.529										4	1	2	1	0	0	1			
Mike Schmidt, R (1,5) OBP: 0.401, SLG: 0.520										4	1	1	0	0	2	2			
Joe Lefebvre, L (1,9) OBP: 0.390, SLG: 0.522										4	1	2	2	0	0	1			
Gary Matthews, R (1,7) OBP: 0.355, SLG: 0.382 Bob Demier, R (9,8) OBP: 0.287, SLG: 0.289										4	0	0	0	0	2	1			
Greg Gross, L (1,8) OBP: 0.396, SLG: 0.387										4	0	1	0	0	0	1			
Bo Diaz, R (1,2) OBP: 0.291, SLG: 0.351										2	1	0	0	1	1				
Ivan De Jesus, R (1,6) OBP: 0.321, SLG: 0.329										3	1	1	2	0	0	0			
John Denny, R (1,1) OBP: 0.192, SLG: 0.184 Ron Reed, R (9,1) OBP: 0.167, SLG: 0.167										3	0	0	0	0	1	0			
Inning Stats	R: 0 E: 0 K: 1 S: 6	H: 1 LOB: 1 BB: 0 P: 6	R: 2 E: 0 K: 0 S: 4	H: 1 LOB: 0 BB: 1 P: 8	R: 0 E: 0 K: 1 S: 5	H: 1 LOB: 0 BB: 0 P: 5	R: 0 E: 0 K: 1 S: 5	H: 0 LOB: 0 BB: 0 P: 5	R: 1 E: 0 K: 2 S: 8	H: 1 LOB: 0 BB: 0 P: 8	R: 0 E: 0 K: 1 S: 5	H: 1 LOB: 0 BB: 0 P: 5	R: 0 E: 0 K: 1 S: 5	H: 0 LOB: 0 BB: 0 P: 5	R: 2 E: 0 K: 0 S: 5	H: 2 LOB: 0 BB: 0 P: 5	1B: 5 2B: 1 3B: 0 HR: 3	SF: 0 SAC: 0 DP: 3 HBP: 0	WP: 0 PA: 33 PB: 0 SB: 0 CS: 0
PITCHER	IP WLS BF H R ER SO BB IBB HBP BLK WP HR S P ERA WHIP																		
Chuck Rainey, R (1,1) ERA: 4.36	5.0 L 18 4 2 2 4 1 0 0 0 0 1 25 29 3.60 1.000																		
Dickie Niles, R (6,1) ERA: 4.75	3.0 10 2 1 1 4 0 0 0 0 0 1 18 18 3.00 0.667																		
Fergie Jenkins, R (9,1) ERA: 4.3	1.0 5 2 2 2 0 0 0 0 0 0 1 5 5 18.00 2.000																		

Batter	1	2	3	4	5	6	7	8	9	AB	R	H	RBI	BB	SO	LOB	BOTTOM
23 Ryne Sandberg, R (1,4) OBP: 0.320, SLG: 0.356										4	2	2	0	0	0	1	Philadelphia Phillies @ Chicago Cubs Wrigley Field, Chicago, IL Mon Sep 26 1983, 3:33 AM CDT Att: 3,137 - Unknown
Bill Buckner, L (1,3) OBP: 0.304, SLG: 0.431										4	0	1	0	0	0	1	
Mel Hall, L (1,8) OBP: 0.350, SLG: 0.485										4	0	1	2	0	0	0	
Ron Cey, R (1,5) OBP: 0.349, SLG: 0.462										4	0	1	0	0	0	3	
Keith Moreland, R (1,9) OBP: 0.378, SLG: 0.458										4	0	0	0	0	1	2	
Joe Carter, R (1,7) OBP: 0.211, SLG: 0.289 Jay Johnstone, L (9,PH) OBP: 0.366, SLG: 0.442										3	0	0	0	0	1	0	
Jody Davis, R (1,2) OBP: 0.316, SLG: 0.485										4	0	0	0	0	2	0	
Larry Bowa, S (1,6) OBP: 0.312, SLG: 0.339										3	0	2	0	0	0	0	
Chuck Rainey, R (1,1) OBP: 0.246, SLG: 0.164 Dan Rohn, L (5,PH) OBP: 0.370, SLG: 0.577 Dickie Niles, R (6,1) OBP: 0.256, SLG: 0.263 Thad Bosley, L (8,PH) OBP: 0.395, SLG: 0.500 Fergie Jenkins, R (9,1) OBP: 0.259, SLG: 0.321										1	0	0	0	0	0	1	
Inning Stats	R: 0 E: 0 K: 0 S: 3	H: 0 LOB: 0 BB: 0 P: 3	R: 0 E: 0 K: 1 S: 5	H: 1 LOB: 0 BB: 0 P: 5	R: 0 E: 0 K: 0 S: 4	H: 0 LOB: 1 BB: 0 P: 4	R: 0 E: 1 K: 0 S: 4	H: 0 LOB: 1 BB: 0 P: 4	R: 0 E: 0 K: 1 S: 6	H: 1 LOB: 1 BB: 0 P: 6	R: 1 E: 0 K: 0 S: 4	H: 3 LOB: 2 BB: 0 P: 6	R: 0 E: 0 K: 1 S: 5	H: 0 LOB: 0 BB: 0 P: 5	1B: 7 2B: 0 3B: 0 HR: 0	SF: 0 SAC: 0 DP: 1 HBP: 0	WP: 1 PA: 34 PB: 0 SB: 0 CS: 0
PITCHER	IP WLS BF H R ER SO BB IBB HBP BLK WP HR S P ERA WHIP																
John Denny, R (1,1) ERA: 2.4	8.0 W 31 7 2 2 3 0 0 0 0 0 0 0 37 37 2.25 0.875																
Ron Reed, R (9,1) ERA: 3.53	1.0 S 3 0 0 0 1 0 0 0 0 0 0 0 5 5 0.00 0.000																

AB	32
R	5
H	8
RBI	5
BB	1
SO	8
LOB	7



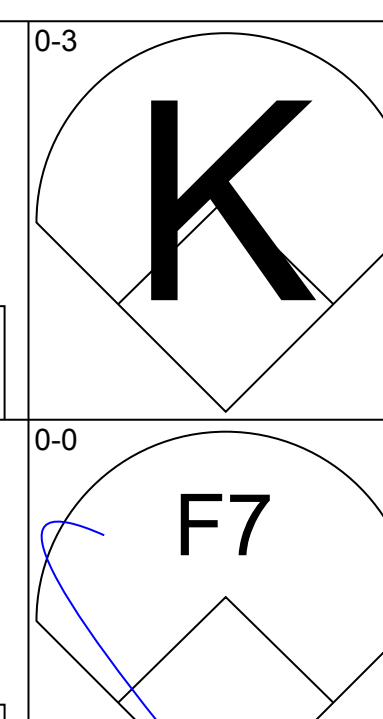
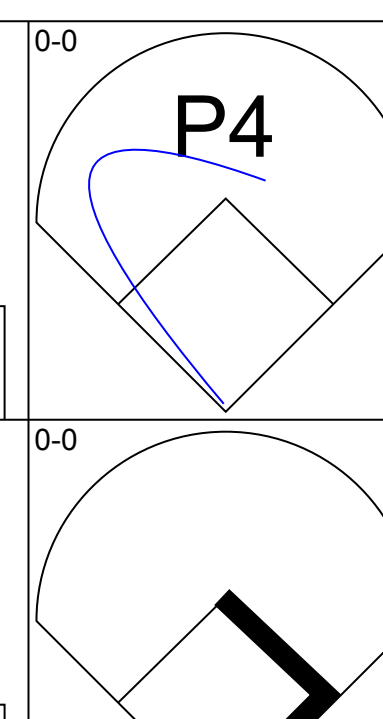
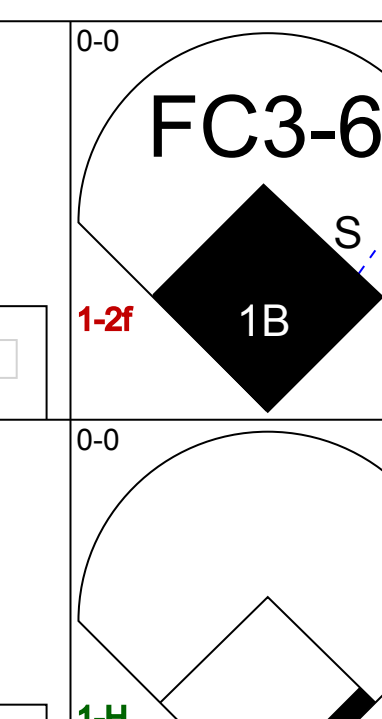
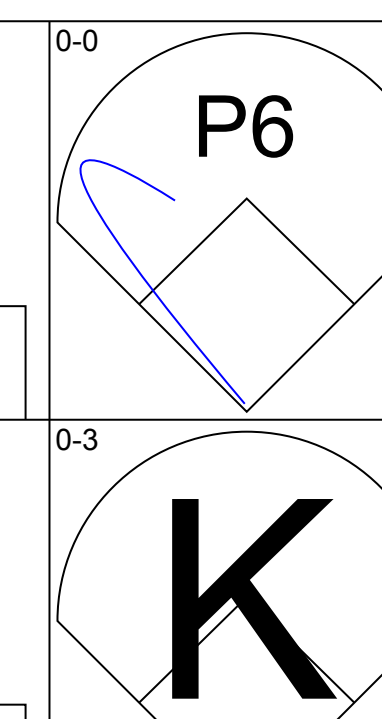
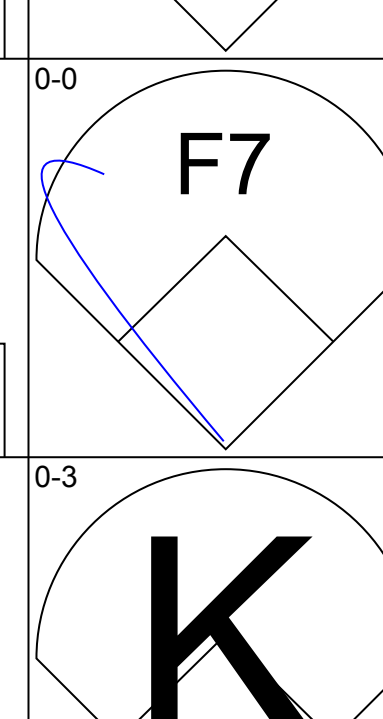
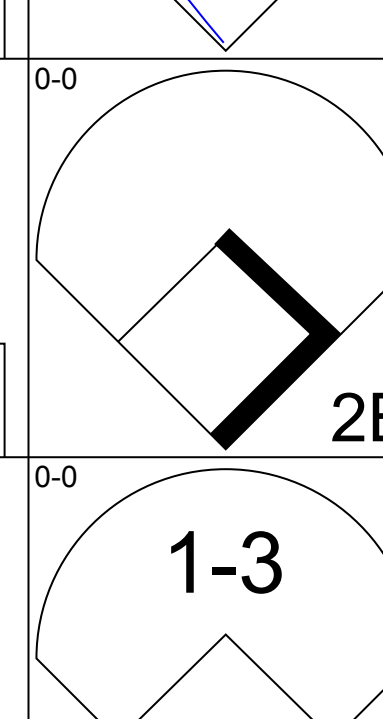
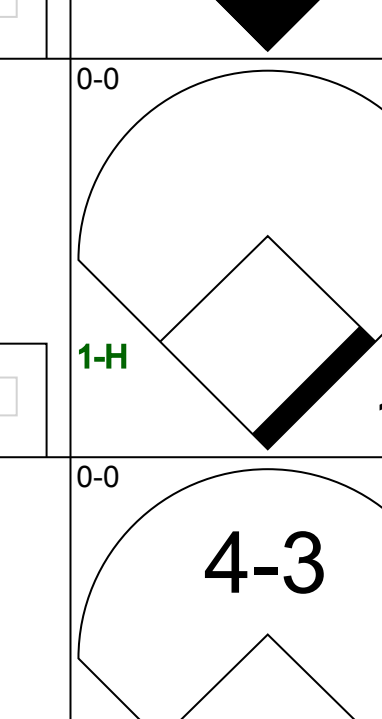
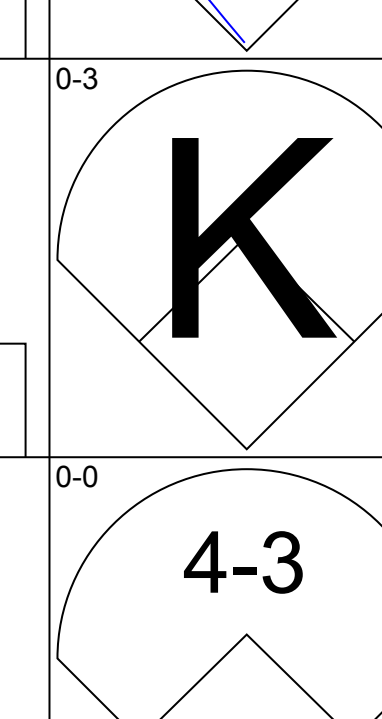
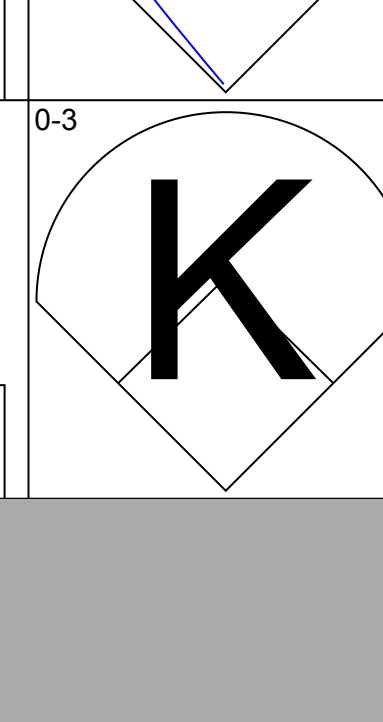
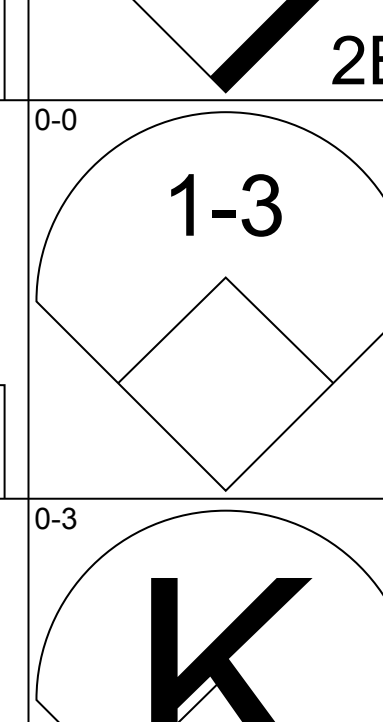
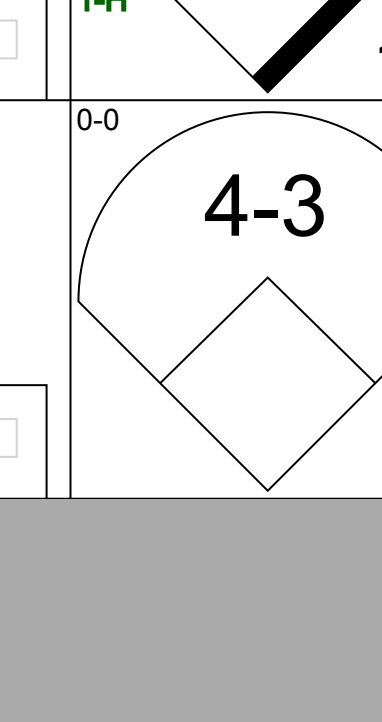
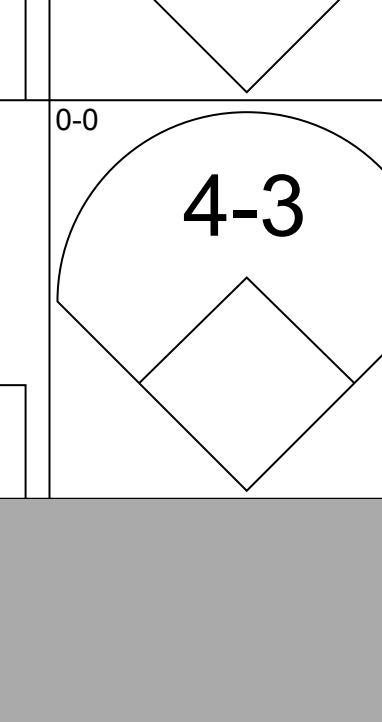

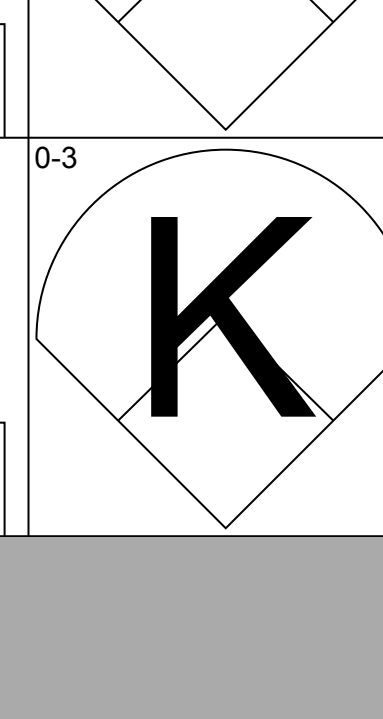
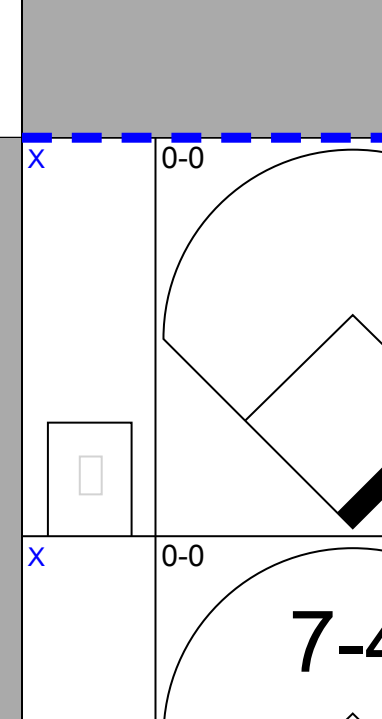
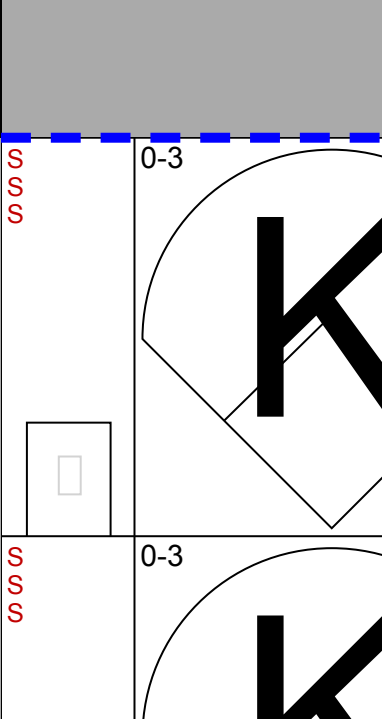

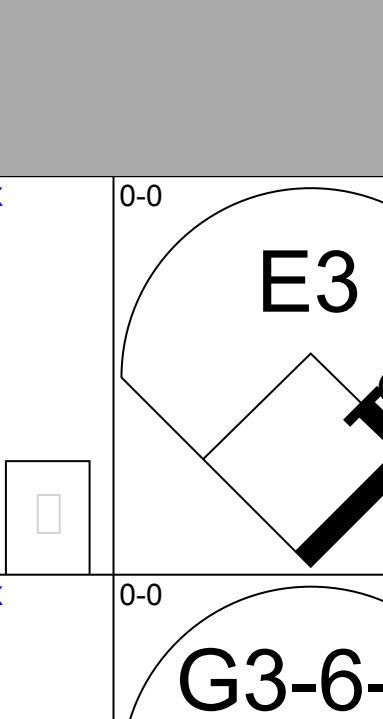
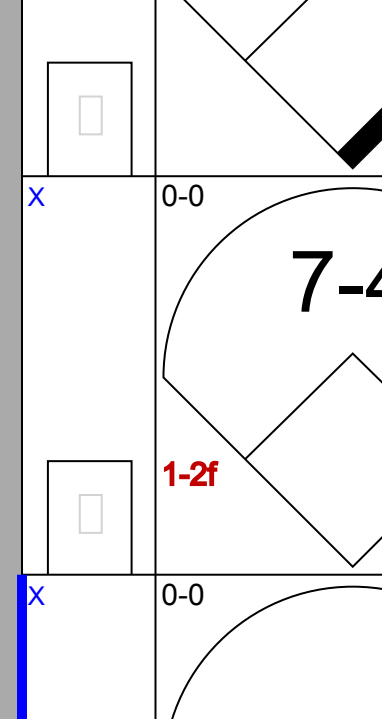
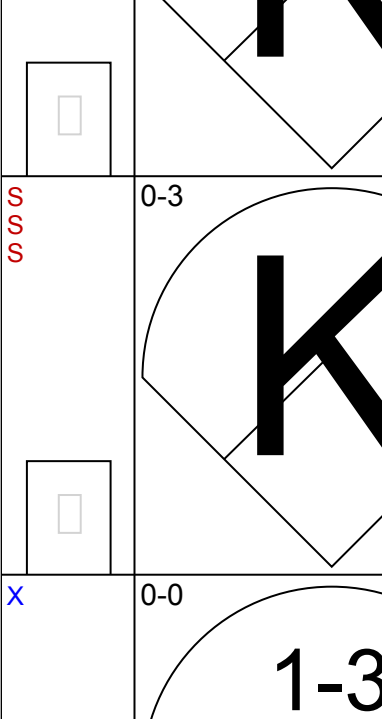

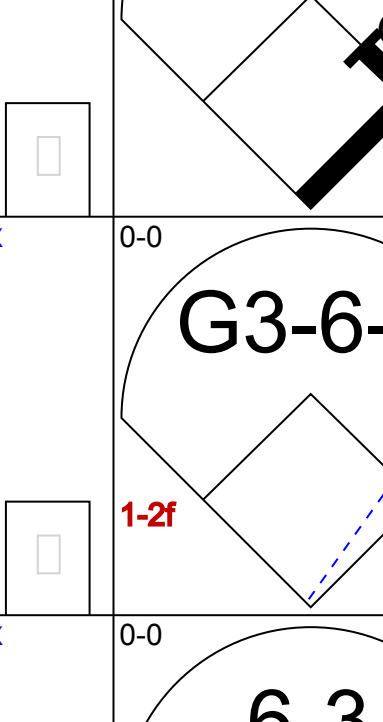
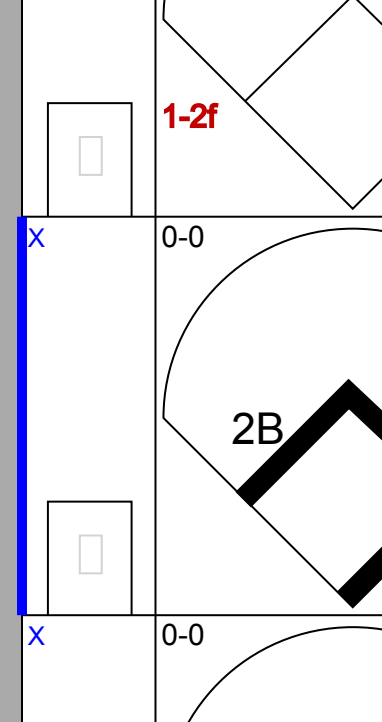
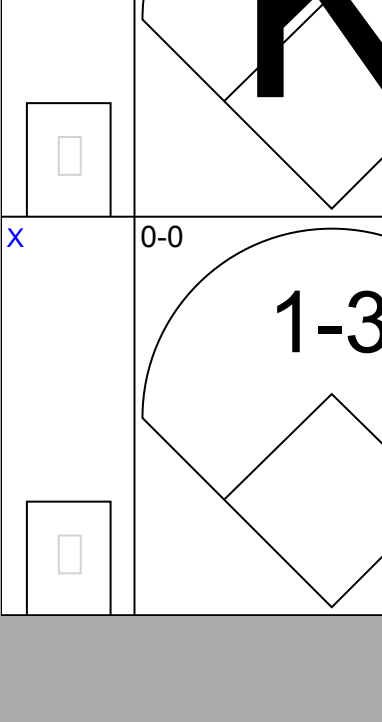

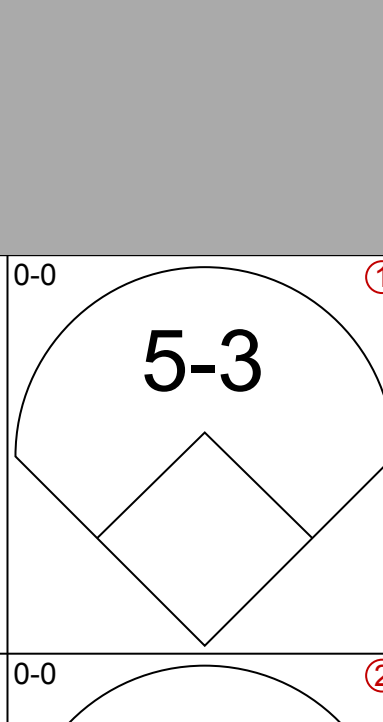
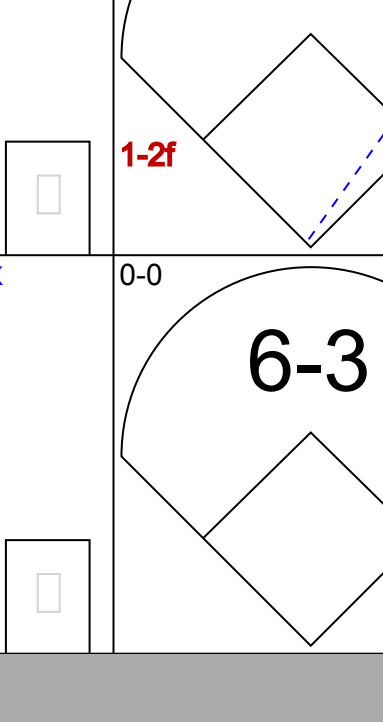
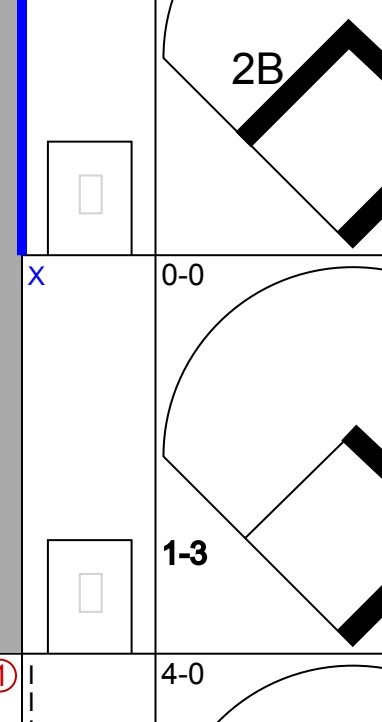
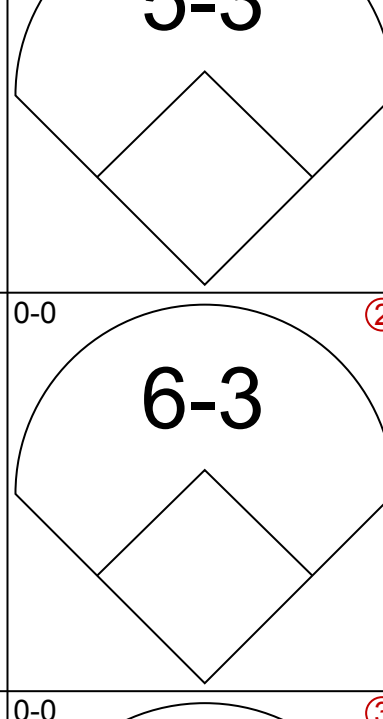
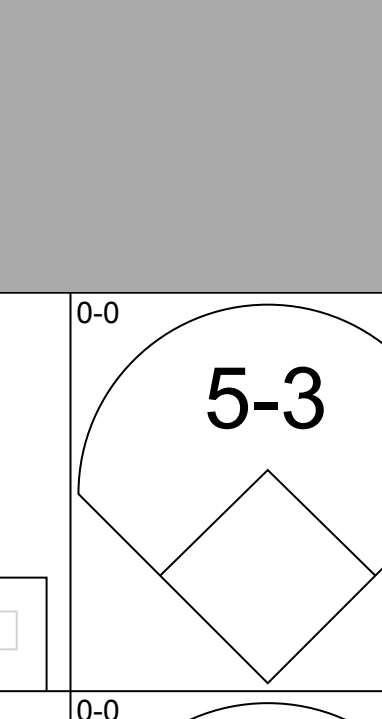

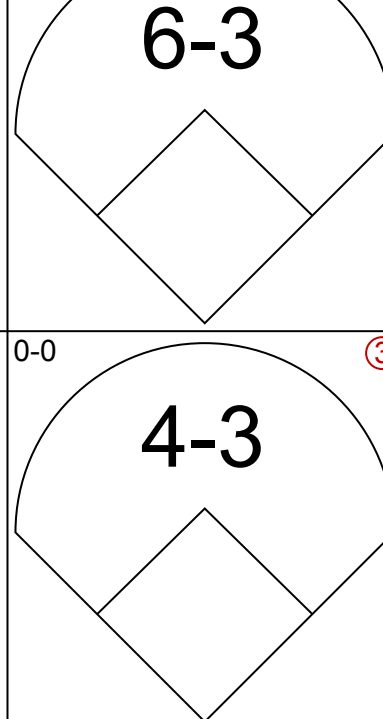
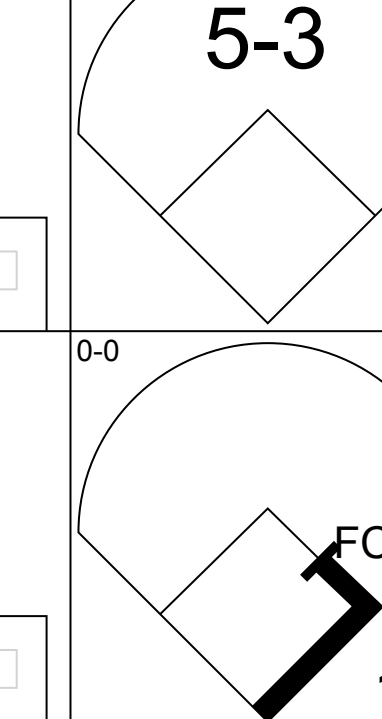

AB	34
R	2
H	7
RBI	2
BB	0
SO	4
LOB	9

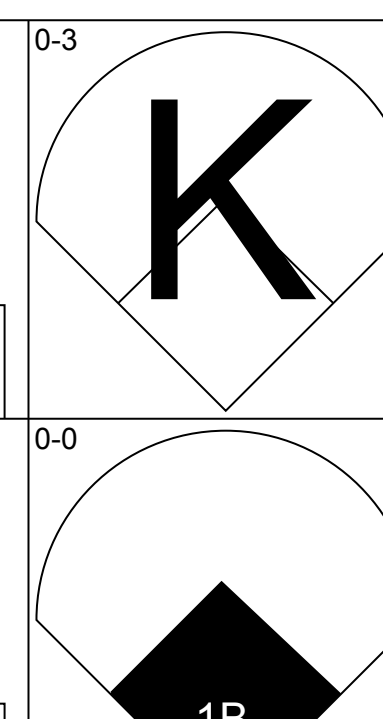
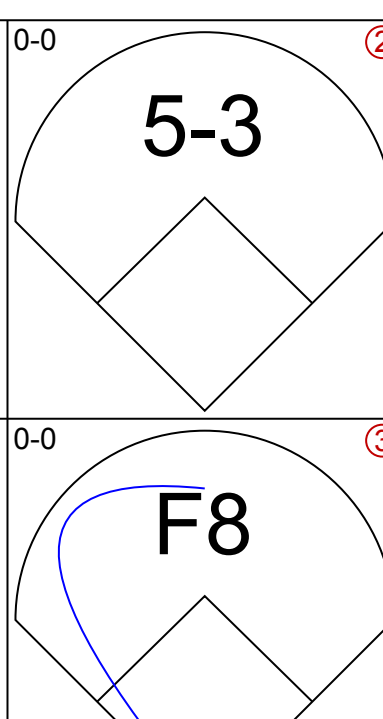
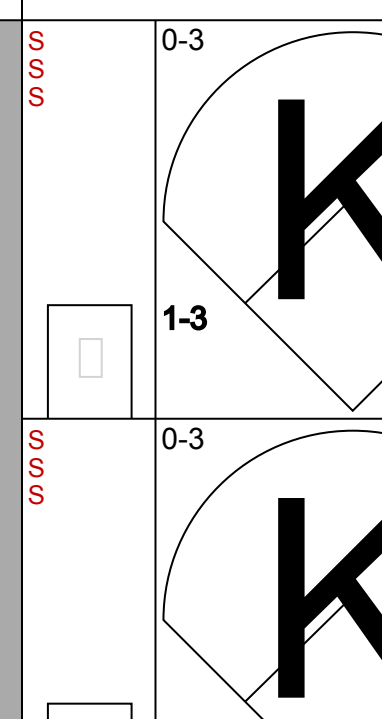
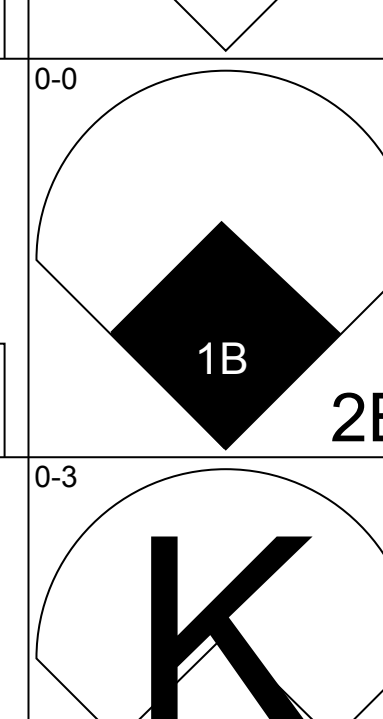
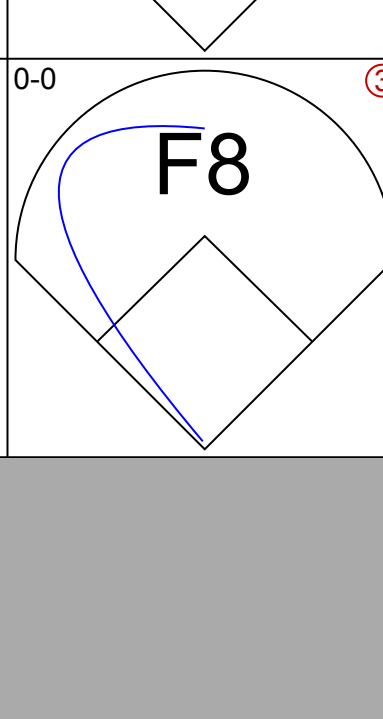
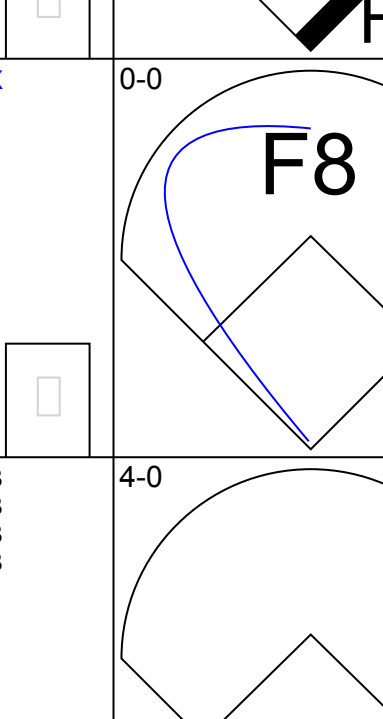
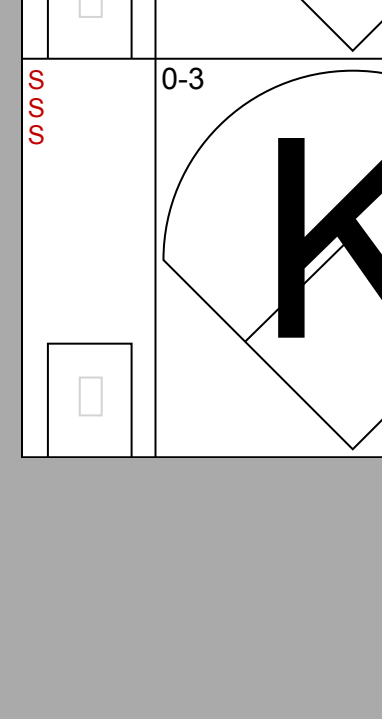
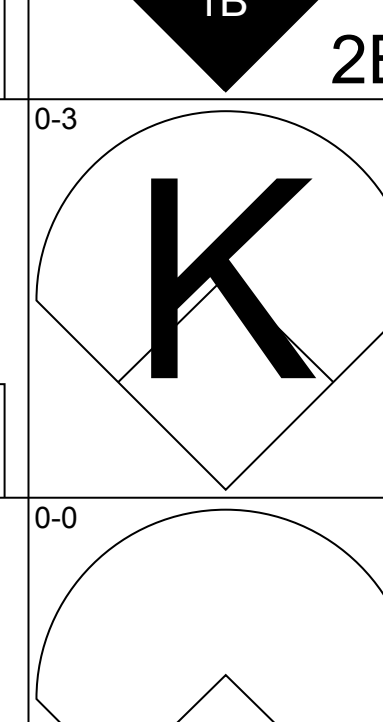
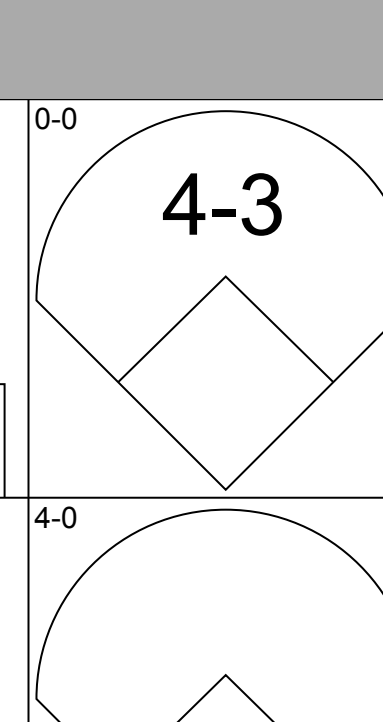
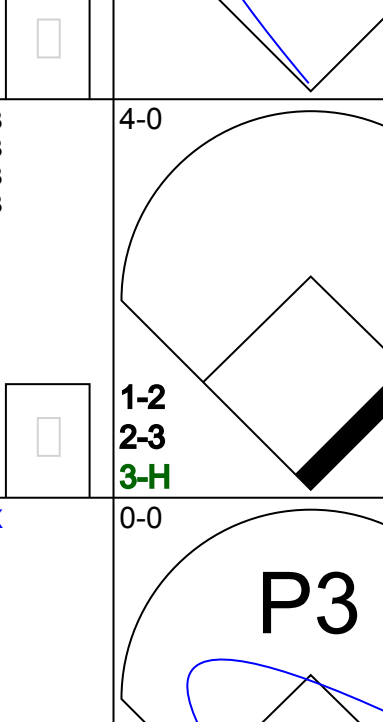
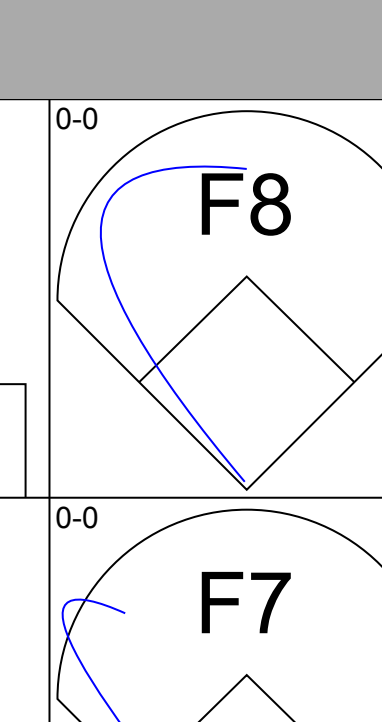
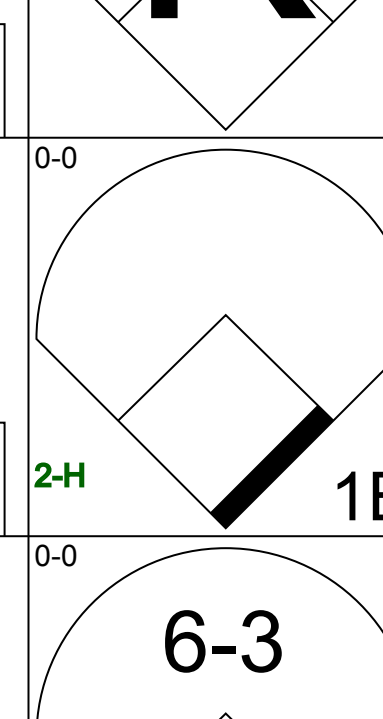
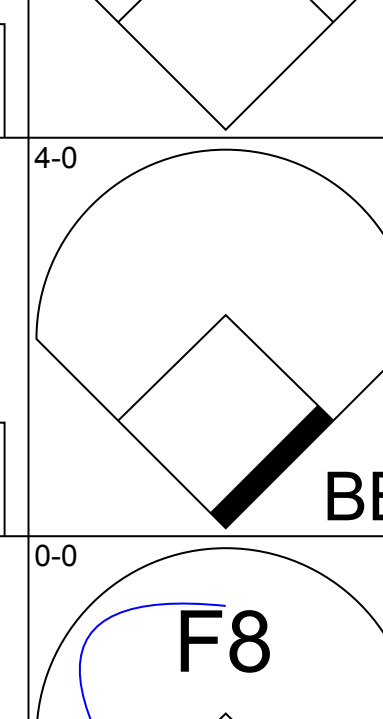
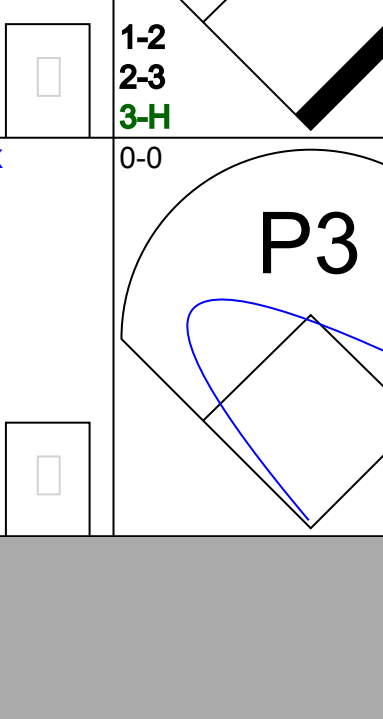
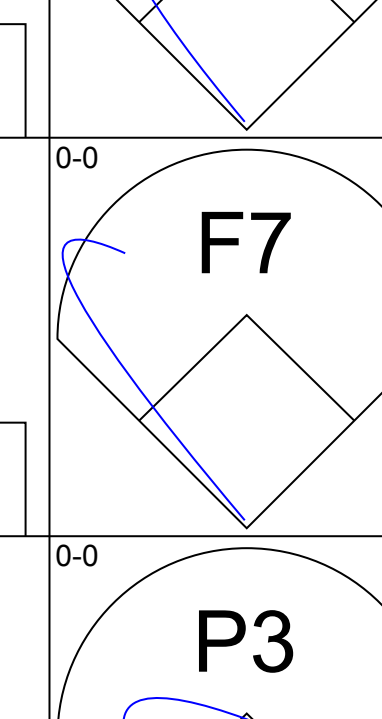
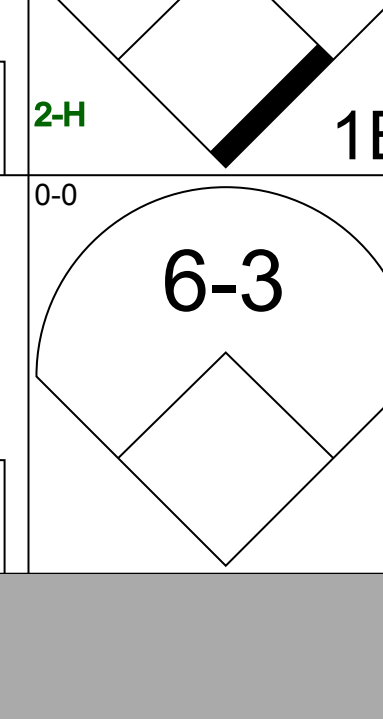
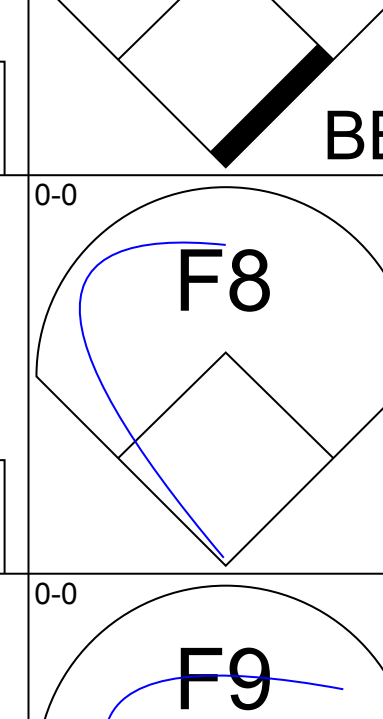
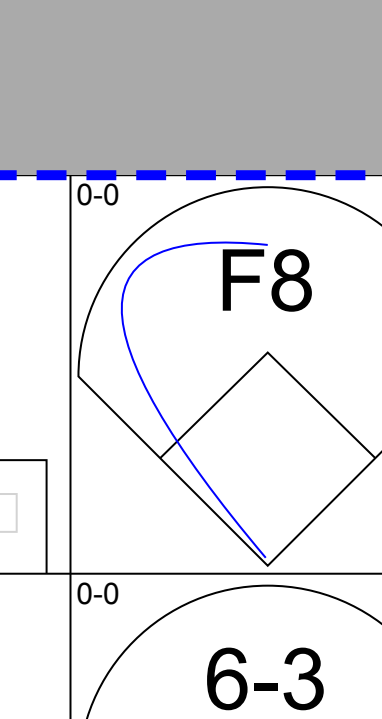
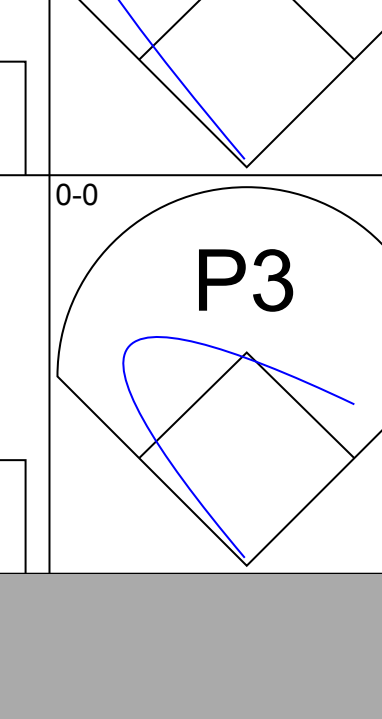
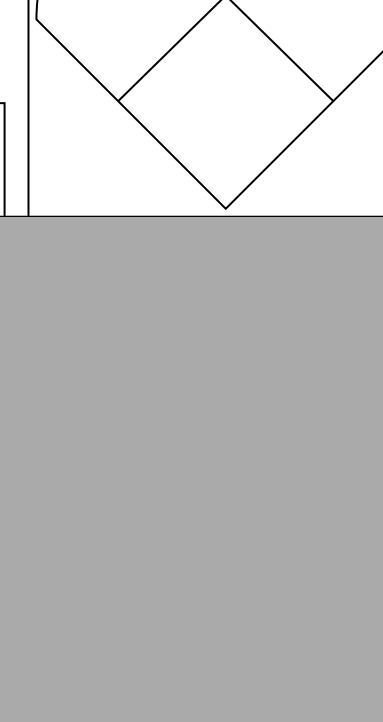
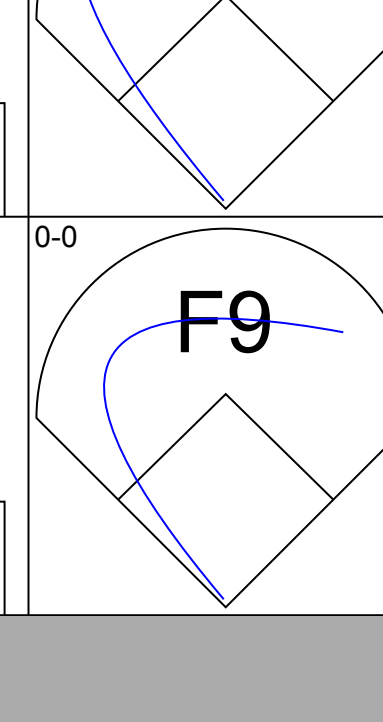
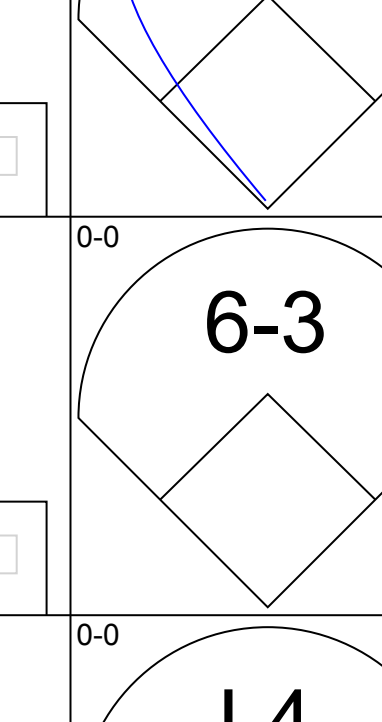

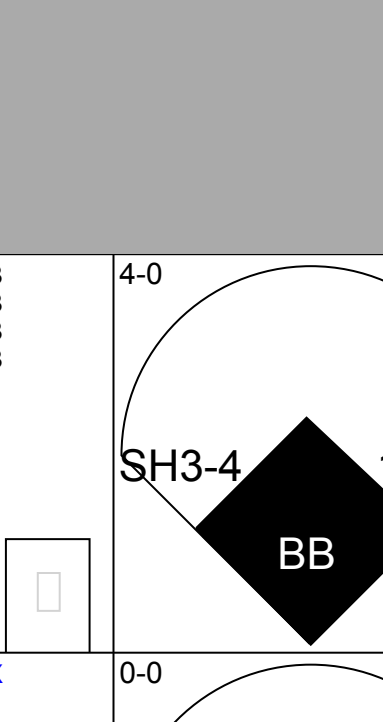
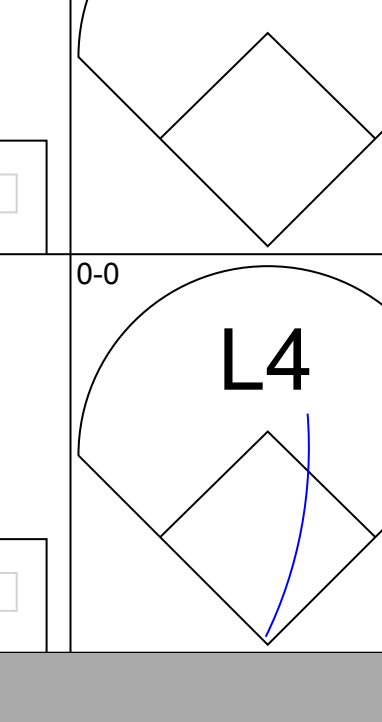

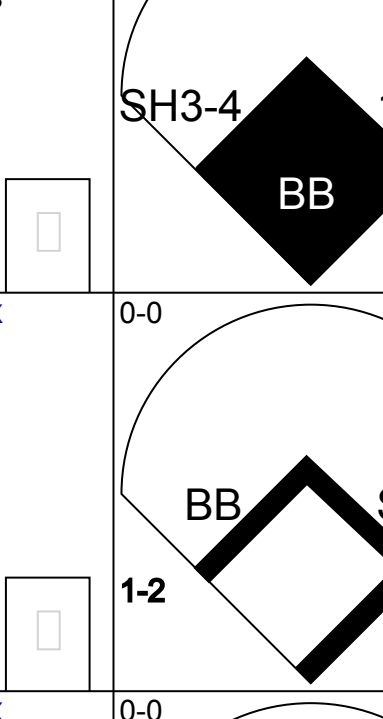


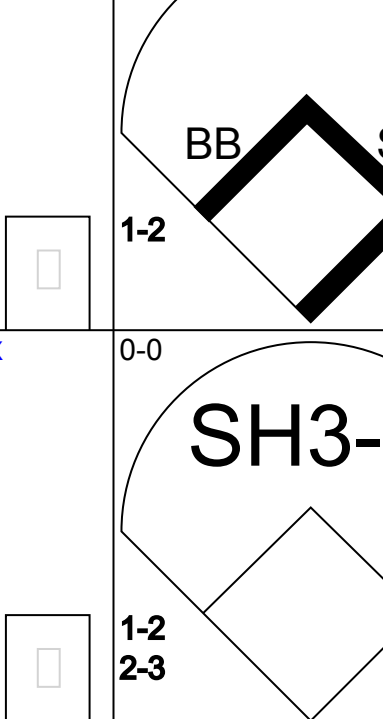



Batter	1	2	3	4	5	6	7	8	9	AB	R	H	RBI	BB	SO	LOB	TOP										
Joe Morgan, L (1, 4) OBP: 0.363, SLG: 0.396	0-0 4-3			0-0 6-3		0-0 3-1		0-0 F5		4	0	0	0	0	0	1	Philadelphia Phillies @ Chicago Cubs Wrigley Field, Chicago, IL Tue Sep 27 1983, 3:33 AM CDT Att: 6,593 - Unknown										
Len Matuszek, L (1, 3) Willie Hernandez, L (8, 1) OBP: 0.304, SLG: 0.541 OBP: 0.429, SLG: 0.429	0-0 1-3			0-0 F9 2B		0-0 1B		0-0 F9		4	0	2	0	0	0	1											
Mike Schmidt, R (1, 5) OBP: 0.398, SLG: 0.516	0-0 1-3			0-0 F9 2-3		0-0 F9			0-3 K	4	0	0	0	0	1	2											
Joe Lefebvre, L (1, 9) Sixto Lezcano, R (7, PH) OBP: 0.388, SLG: 0.519 OBP: 0.332, SLG: 0.352		0-0 L4		0-3 K					0-0 6-3	2	0	0	0	0	1	1											
Gary Matthews, R (1, 7) OBP: 0.354, SLG: 0.380		4-0 BB			0-0 F9				0-0 FC1-6 1B	2	0	1	0	0	0	0											
Greg Gross, L (1, 8) Gary Maddox, R (5, PH) OBP: 0.394, SLG: 0.386 OBP: 0.318, SLG: 0.374		0-3 K			0-3 K				0-0 FC3-6	3	0	0	0	1	0	1											
Bo Diaz, R (1, 2) OBP: 0.289, SLG: 0.349				0-0 5-3		0-0 E5		0-0 L7		1	0	0	0	0	1	1											
Ivan De Jesus, R (1, 6) Pete Rose, S (8, PH) OBP: 0.319, SLG: 0.328 OBP: 0.316, SLG: 0.285				0-3 K		0-0 4-3		0-3 K		2	0	0	0	0	1	1											
Steve Carlton, L (1, 1) Von Hayes, L (8, PH) Kiko Garcia, R (8, 6) OBP: 0.212, SLG: 0.247 OBP: 0.332, SLG: 0.369 OBP: 0.353, SLG: 0.436				0-0 4-3		0-0 P5		4-0 BB		2	0	0	0	0	0	0											
Inning Stats	R: 0 E: 0 K: 0 S: 3	H: 0 LOB: 0 BB: 0 P: 3	R: 0 E: 0 K: 1 S: 4	H: 0 LOB: 0 BB: 1 P: 8	R: 0 E: 0 K: 1 S: 5	H: 0 LOB: 0 BB: 0 P: 5	R: 0 E: 0 K: 1 S: 6	H: 1 LOB: 1 BB: 0 P: 6	R: 0 E: 0 K: 0 S: 4	H: 1 LOB: 1 BB: 0 P: 4	R: 0 E: 0 K: 0 S: 4	H: 1 LOB: 1 BB: 0 P: 4	R: 0 E: 0 K: 1 S: 5	H: 0 LOB: 1 BB: 1 P: 9	R: 0 E: 0 K: 1 S: 5	H: 0 LOB: 0 BB: 0 P: 5		1B: 2 2B: 1 3B: 0 HR: 0	SF: 0 SAC: 0 DP: 0 HBP: 0	WP: 0 PB: 0 SB: 0 CS: 0	PA: 32						
PITCHER	IP	WLS	BF	H	R	ER	SO	BB	IBB	HBP	BLK	WP	HR	S	P	ERA	WHIP										
Rick Reuschel, R (1, 1) ERA: 3.92	2.0		6	0	0	0	1	1	0	0	0	0	0	7	11	0.00	0.500										
Steve Trout, L (3, 1) ERA: 4.47	5.0	W	19	3	0	0	3	0	0	0	0	0	0	25	25	0.00	0.600										
Lee Smith, R (8, 1) ERA: 1.65	2.0	S	7	0	0	0	2	1	0	0	0	0	0	10	14	0.00	0.500										

Batter	1	2	3	4	5	6	7	8	9	AB	R	H	RBI	BB	SO	LOB	BOTTOM										
23 Ryne Sandberg, R (1, 4) OBP: 0.320, SLG: 0.358	0-3 K		0-0 5-3		0-0 F8			0-0 1B 3B		4	1	1	0	0	1	0	Philadelphia Phillies @ Chicago Cubs Wrigley Field, Chicago, IL Tue Sep 27 1983, 3:33 AM CDT Att: 6,593 - Unknown										
Bill Buckner, L (1, 3) OBP: 0.304, SLG: 0.430	0-0 3-1		0-0 F9		0-0 4-3			0-0 1B		4	0	1	1	0	0	0											
Gary Woods, R (1, 7) OBP: 0.291, SLG: 0.332	0-0 L4		0-0 4-3			0-0 L5		0-0 L7		4	0	0	0	0	0	0											
Keith Moreland, R (1, 9) OBP: 0.378, SLG: 0.457		0-0 BLK HR 1B		0-0 P6		0-0 6-3			0-0 6-3	3	1	1	0	0	0	0											
Ron Cey, R (1, 5) OBP: 0.351, SLG: 0.467		0-0 1-H HR		4-0 1B BB		0-0 6-3				2	1	1	2	1	0	0											
Jody Davis, R (1, 2) OBP: 0.316, SLG: 0.484		0-0 F8		0-0 1-3 1B		0-0 P1				3	0	1	0	0	0	0											
Joe Carter, R (1, 8) OBP: 0.195, SLG: 0.268		0-0 E4		0-3 K		0-3 K				3	0	0	0	0	2	2											
Larry Bowa, S (1, 6) Dave Owen, S (1, 6) OBP: 0.312, SLG: 0.339 OBP: 0.311		0-3 K		0-3 K		0-3 K				0	0	0	0	0	0	0											
Rick Reuschel, R (1, 1) Jerry Morales, R (2, PH) Steve Trout, L (3, 1) Lee Smith, R (8, 1) OBP: 0.143, SLG: 0.143 OBP: 0.255, SLG: 0.302 OBP: 0.219, SLG: 0.194 OBP: 0.200, SLG: 0.111		0-3 K		0-0 4-3				0-0 P3		0	0	0	0	0	0	0											
Inning Stats	R: 0 E: 0 K: 1 S: 5	H: 2 LOB: 1 BB: 0 P: 10	R: 2 E: 1 K: 2 S: 10	H: 2 LOB: 1 BB: 0 P: 10	R: 0 E: 0 K: 0 S: 3	H: 0 LOB: 0 BB: 0 P: 3	R: 0 E: 0 K: 2 S: 8	H: 1 LOB: 2 BB: 1 P: 12	R: 0 E: 0 K: 0 S: 3	H: 0 LOB: 0 BB: 0 P: 3	R: 0 E: 0 K: 2 S: 7	H: 0 LOB: 0 BB: 0 P: 7	R: 0 E: 0 K: 0 S: 4	H: 2 LOB: 0 BB: 0 P: 4	R: 1 E: 0 K: 0 S: 4	H: 2 LOB: 0 BB: 0 P: 4		1B: 3 2B: 0 3B: 1 HR: 1	SF: 0 SAC: 0 DP: 0 HBP: 0	WP: 0 PB: 0 SB: 1 CS: 0	PA: 30						
PITCHER	IP	WLS	BF	H	R	ER	SO	BB	IBB	HBP	BLK	WP	HR	S	P	ERA	WHIP										
Steve Carlton, L (1, 1) Willie Hernandez, L (8, 1) ERA: 3.36	7.0	L	26	3	2	2	7	1	0	0	1	0	0	4	4	9.00	2.000										



Batter	1	2	3	4	5	6	7	8	9	AB	R	H	RBI	BB	SO	LOB	TOP											
Marvell Wynne, L OBP: 0.318, SLG: 0.355										4	1	0	0	0	1	1	Pittsburgh Pirates @ Philadelphia Phillies Veterans Stadium, Philadelphia, PA Fri Sep 30 1983, 7:05 PM EDT Att: 26,685 - Unknown											
Johnny Ray, S OBP: 0.320, SLG: 0.398										4	0	2	1	0	1	0												
Bill Madlock, R OBP: 0.386, SLG: 0.445 Richie Hebner, L OBP: 0.316, SLG: 0.385										2	0	0	0	0	1	1												
Jason Thompson, L OBP: 0.377, SLG: 0.403 Miguel Dilone, S OBP: 0.294, SLG: 0.254 Jim Morrison, R OBP: 0.349, SLG: 0.490										3	0	1	0	0	2	1												
Dave Parker, L OBP: 0.310, SLG: 0.412										4	0	1	0	0	1	1												
Mike Easter, L OBP: 0.351, SLG: 0.442 Brian Harper, R OBP: 0.234, SLG: 0.431 Lee Lacy, R OBP: 0.353, SLG: 0.408										2	0	0	0	0	1	2												
Tony Peña, R OBP: 0.337, SLG: 0.436										3	0	1	0	0	0	0												
Dale Berra, R OBP: 0.326, SLG: 0.358										2	0	0	0	1	0	0												
Larry McWilliams, L OBP: 0.125, SLG: 0.127 Lee Mazzilli, S OBP: 0.365, SLG: 0.337 Manny Sarmiento, R OBP: 0.348 Gene Tenace, R OBP: 0.346, SLG: 0.258 Cecilio Guante, R OBP: 0.167, SLG: 0.091										1	0	0	0	0	0	0												
Inning Stats	R: 0 E: 0 K: 2 S: 7	H: 0 LOB: 0 BB: 0 P: 7	R: 0 E: 0 K: 2 S: 7	H: 1 LOB: 0 BB: 0 P: 7	R: 0 E: 0 K: 0 S: 3	H: 0 LOB: 0 BB: 0 P: 3	R: 0 E: 0 K: 1 S: 6	H: 1 LOB: 1 BB: 0 P: 6	R: 0 E: 1 K: 0 S: 3	H: 0 LOB: 0 BB: 0 P: 3	R: 1 E: 0 K: 0 S: 5	H: 2 LOB: 1 BB: 0 P: 5	R: 0 E: 0 K: 0 S: 5	H: 3 LOB: 3 BB: 1 P: 9	R: 0 E: 0 K: 1 S: 5	H: 0 LOB: 0 BB: 0 P: 5		R: 0 E: 0 K: 2 S: 7	H: 0 LOB: 0 BB: 0 P: 7	1B: 5 2B: 3 3B: 0 HR: 0	SF: 0 SAC: 0 DP: 2 HBP: 0	WP: 0 PB: 0 SB: 1 CS: 1	PA: 34					
PITCHER	IP	WLS	BF	H	R	ER	SO	BB	IBB	HBP	BLK	WP	HR	S	P	ERA		WHIP										
John Denny, R ERA: 2.37	6.0	W	21	4	1	1	5	0	0	0	0	0	0	4	31	1.50		0.667										
Willie Hernandez, L ERA: 3.3	0.2		5	3	0	0	0	0	1	0	0	0	0	4	8	0.00	4.500											
Ron Reed, R ERA: 3.48	1.1		4	0	0	0	1	0	0	0	0	0	0	6	6	0.00	0.000											
Al Holland, L ERA: 2.26	1.0	S	3	0	0	0	2	0	0	0	0	0	0	7	7	0.00	0.000											

Batter	1	2	3	4	5	6	7	8	9	AB	R	H	RBI	BB	SO	LOB	BOTTOM											
Joe Morgan, L OBP: 0.370, SLG: 0.403 Juan Samuel, R OBP: 0.323, SLG: 0.446										1	0	0	0	0	1	0	Pittsburgh Pirates @ Philadelphia Phillies Veterans Stadium, Philadelphia, PA Fri Sep 30 1983, 7:05 PM EDT Att: 26,685 - Unknown											
Pete Rose, S OBP: 0.318, SLG: 0.288 Luis Aguayo, R										3	1	1	0	0	0	3												
Gary Matthews, R OBP: 0.353, SLG: 0.375 Al Holland, R										3	0	0	1	1	1	1												
Sixto Lezcano, R OBP: 0.334, SLG: 0.353 Ron Reed, R OBP: 0.167, SLG: 0.167 Von Hayes, L OBP: 0.331, SLG: 0.368										2	0	1	1	1	0	3												
Garry Maddox, R OBP: 0.314, SLG: 0.370										4	0	0	0	0	0	2												
Ozzie Virgil, R OBP: 0.273, SLG: 0.396										3	0	0	0	0	0	1												
Kiko Garcia, R OBP: 0.352, SLG: 0.429										2	1	0	0	1	1	0												
Ivan De Jesus, R OBP: 0.323, SLG: 0.336 Tony Perez, R OBP: 0.315, SLG: 0.368 Jeff Stone, L OBP: 1.000, SLG: 1.000 Tim Corcoran, L										2	0	1	0	0	0	0												
John Denny, R OBP: 0.190, SLG: 0.182 Willie Hernandez, L OBP: 0.400, SLG: 0.400 Greg Gross, L OBP: 0.389, SLG: 0.380										1	0	0	0	0	1	0												
Inning Stats	R: 1 E: 0 K: 2 S: 9	H: 2 LOB: 1 BB: 0 P: 9	R: 0 E: 0 K: 1 S: 5	H: 0 LOB: 0 BB: 0 P: 5	R: 0 E: 0 K: 1 S: 5	H: 0 LOB: 0 BB: 0 P: 5	R: 0 E: 0 K: 0 S: 3	H: 0 LOB: 1 BB: 1 P: 7	R: 1 E: 0 K: 0 S: 4	H: 1 LOB: 3 BB: 2 P: 13	R: 0 E: 0 K: 0 S: 3	H: 0 LOB: 0 BB: 0 P: 3	R: 0 E: 0 K: 3 S: 9	H: 0 LOB: 2 BB: 1 P: 13	R: 0 E: 0 K: 0 S: 3	H: 0 LOB: 0 BB: 0 P: 3		1B: 2 2B: 1 3B: 0 HR: 0	SF: 0 SAC: 1 DP: 0 HBP: 1	WP: 0 PB: 0 SB: 2 CS: 0	PA: 32							
PITCHER	IP	WLS	BF	H	R	ER	SO	BB	IBB	HBP	BLK	WP	HR	S	P	ERA		WHIP										
Larry McWilliams, L ERA: 3.25	5.0	L	22	3	2	2	4	3	0	1	0	0	0	26	39	3.60		1.200										
Manny Sarmiento, R ERA: 3.0	1.0		3	0	0	0	0	0	0	0	0	0	0	3	3	0.00	0.000											
Cecilio Guante, R ERA: 3.19	2.0		7	0	0	0	3	1	0	0	0	0	0	12	16	0.00	0.500											

Batter	1	2	3	4	5	6	7	8	9	AB	R	H	RBI	BB	SO	LOB	TOP				
Marvell Wynne, L OBP: 0.319, SLG: 0.355	L7		CS BB		F9	4-3			G3-2 2B	4	0	1	0	1	0	2					
Johnny Ray, S OBP: 0.323, SLG: 0.399	F6		1-2 1B		1B		K		S 1B	5	0	3	0	0	1	0					
Dave Parker, L OBP: 0.311, SLG: 0.411	K		4-3		P6		F8		G3-2 1-2 3-H	5	0	0	0	0	1	4					
Jason Thompson, L OBP: 0.376, SLG: 0.406		E5		HR	4-3		G3			4	1	1	1	0	0	1					
Mike Easter, L OBP: 0.349, SLG: 0.441	4-3		F9			BB 1B 6-3 1B			6-3 2B	4	1	2	0	0	0	0					
Tony Peña, R OBP: 0.338, SLG: 0.435	1B 1B		5-3		5-3	6-3 BB 1-2 1B			6-3 1	4	1	2	0	0	0	1					
Richie Hebner, L OBP: 0.332, SLG: 0.395	1B 1-H 1B		BLK S 1B 1B		P5				6-3 2-3	4	1	2	1	0	0	3					
Dale Berra, R OBP: 0.327, SLG: 0.358	5-3		1-H 1B		1-2 2-3 BB	6-3 BB			4-3 3	3	0	1	1	1	0	2					
Lee Tunnell, R OBP: 0.136, SLG: 0.155			K		F8	6-3			1-6-3 1	4	0	0	1	0	1	3					
Inning Stats	R: 0 E: 0 K: 1 S: 5	H: 0 LOB: 0 BB: 0 P: 5	R: 1 E: 1 K: 0 S: 5	H: 2 LOB: 1 BB: 0 P: 5	R: 0 E: 0 K: 1 S: 5	H: 1 LOB: 1 BB: 1 P: 9	R: 2 E: 0 K: 0 S: 6	H: 3 LOB: 1 BB: 0 P: 6	R: 0 E: 0 K: 0 S: 4	H: 1 LOB: 1 BB: 0 P: 4	R: 0 E: 0 K: 1 S: 5	H: 0 LOB: 0 BB: 0 P: 5	R: 0 E: 0 K: 0 S: 4	H: 1 LOB: 1 BB: 0 P: 4	R: 0 E: 0 K: 0 S: 4	H: 2 LOB: 1 BB: 0 P: 4	1B: 9 2B: 2 3B: 0 HR: 1	SF: 0 SAC: 0 DP: 1 HBP: 0	WP: 0 PB: 0 SB: 2 CS: 1	PA: 39	
PITCHER	IP	WLS	BF	H	R	ER	SO	BB	IBB	HBP	BLK	WP	HR	S	P	ERA	WHIP				
Charles Hudson, R ERA: 3.35	5.0	L	22	7	3	3	2	1	0	0	1	0	1	25	29	5.40	1.600				
Steve Comer, R ERA: 5.19	1.2		8	2	1	1	1	1	0	0	0	0	0	9	13	5.40	1.800				
Willie Hernandez, L ERA: 3.28	0.1		1	0	0	0	0	0	0	0	0	0	0	1	1	0.00	0.000				
Tug McGraw, L ERA: 3.56	2.0		8	3	0	0	0	0	0	0	0	0	0	8	8	0.00	1.500				

Pittsburgh Pirates @ Philadelphia Phillies
Veterans Stadium, Philadelphia, PA
Sun Oct 02 1983, 3:33 AM EDT
Att: 33,284 - Unknown

AB 37
R 4
H 12
RBI 4
BB 2
SO 3
LOB 16



Batter	1	2	3	4	5	6	7	8	9	AB	R	H	RBI	BB	SO	LOB	BOTTOM					
Juan Samuel, R OBP: 0.324, SLG: 0.446	1B 1B		2B			F8			P4	4	0	2	0	0	0	0						
Gary Matthews, R OBP: 0.352, SLG: 0.374	1-3 1B		5-3			4-3			F8	3	0	1	0	0	0	1						
Von Hayes, L OBP: 0.337, SLG: 0.370	G1-4-3 1-2 1B									1	0	0	0	0	0	0						
Tony Perez, R OBP: 0.316, SLG: 0.372	G1-4-3 1-2 1B			G6-4-3 BB 1B		F9			6-3	4	0	1	0	0	0	2						
Sixto Lezcano, R OBP: 0.334, SLG: 0.351	K			G6-4-3 BB						2	0	0	0	1	1	1						
Tug McGraw, R OBP: 0.333, SLG: 0.333	K			1-2 2-3 BB						0	0	0	0	0	0	0						
Garry Maddox, R OBP: 0.312, SLG: 0.367		6-3		G6-4-3 BB					L5	2	0	0	0	0	0	2						
Bob Demier, R OBP: 0.288, SLG: 0.290				1-2 2-3 BB					6-3	1	0	0	0	0	0	0						
Bo Diaz, R OBP: 0.295, SLG: 0.367										2	0	0	0	0	0	1						
Ozzie Virgil, R OBP: 0.272, SLG: 0.393	L7								1-3	1	0	0	0	0	0	0						
Kiko Garcia, R OBP: 0.344, SLG: 0.415	K								K2-3	3	0	1	0	0	2	0						
Steve Jeltz, S OBP: 0.222, SLG: 0.375										3	0	0	0	0	1	1						
Charles Hudson, S OBP: 0.140, SLG: 0.093										1	0	0	0	0	1	0						
Greg Gross, L OBP: 0.355, SLG: 0.376										1	0	0	0	0	0	0						
Steve Comer, S OBP: 0.355, SLG: 0.376										0	0	0	0	0	0	0						
Willie Hernandez, L OBP: 0.400, SLG: 0.400										0	0	0	0	0	0	0						
Joe Lefebvre, L OBP: 0.353, SLG: 0.522										1	0	0	0	0	0	0						
Inning Stats	R: 0 E: 0 K: 1 S: 6	H: 2 LOB: 0 BB: 0 P: 6	R: 0 E: 0 K: 1 S: 5	H: 0 LOB: 0 BB: 0 P: 5	R: 0 E: 0 K: 2 S: 8	H: 1 LOB: 1 BB: 0 P: 8	R: 0 E: 0 K: 0 S: 3	H: 1 LOB: 1 BB: 1 P: 7	R: 0 E: 0 K: 0 S: 3	H: 1 LOB: 0 BB: 0 P: 3	R: 0 E: 0 K: 0 S: 3	H: 0 LOB: 0 BB: 0 P: 3	R: 0 E: 0 K: 0 S: 3	H: 0 LOB: 0 BB: 0 P: 3	R: 0 E: 0 K: 1 S: 5	H: 0 LOB: 0 BB: 0 P: 5	R: 0 E: 0 K: 0 S: 3	H: 0 LOB: 0 BB: 0 P: 3	1B: 4 2B: 1 3B: 0 HR: 0	SF: 0 SAC: 0 DP: 3 HBP: 0	WP: 0 PB: 0 SB: 0 CS: 0	PA: 30
PITCHER	IP	WLS	BF	H	R	ER	SO	BB	IBB	HBP	BLK	WP	HR	S	P	ERA	WHIP					
Lee Tunnell, R ERA: 3.85	9.0	W	30	5	0	0	5	1	0	0	0	0	0	39	43	0.00	0.667					

Pittsburgh Pirates @ Philadelphia Phillies
Veterans Stadium, Philadelphia, PA
Sun Oct 02 1983, 3:33 AM EDT
Att: 33,284 - Unknown

AB 29
R 0
H 5
RBI 0
BB 1
SO 5
LOB 8



Batter	1	2	3	4	5	6	7	8	9	AB	R	H	RBI	BB	SO	LOB	TOP										
Joe Morgan, L (1,4)	G3		4-3			4-3		F7		4	0	0	0	0	0	0	Philadelphia Phillies @ Los Angeles Dodgers Dodger Stadium, Los Angeles, CA Tue Oct 04 1983, 3:33 AM PDT Att: 49,963 - Unknown										
Pete Rose, S (1,3) OBP: 0.250, SLG: 0.250	F9			6-3				4-3		4	0	1	0	0	0	0											
Mike Schmidt, R (1,5) OBP: 0.750, SLG: 1.667	HR			1B	BB	F8		BB	1B	3	1	2	1	1	0	1											
Sixto Lezcano, R (1,9) OBP: 0.500, SLG: 0.333	4-3			1B	BB	F7		BB	1B	3	0	1	0	1	0	1											
Gary Matthews, R (1,7)		F8		L4			5-3	1-3		4	0	0	0	0	0	4											
Al Holland, R (8,1)										0	0	0	0	0	0	0											
Gary Maddox, R (1,8) OBP: 0.250, SLG: 0.250	F9			G3		WP	4-3		F9	4	0	1	0	0	0	2											
Bo Diaz, R (1,2)	6-3			F9		4-3		BB		3	0	0	0	1	0	1											
Ivan De Jesus, R (1,6)			F9		K		WP	IBB	K	3	0	0	0	1	2	1											
Steve Carlton, L (1,1)			K		F7		K		1-6-3	3	0	0	0	0	2	2											
Greg Gross, L (8,7)										1	0	0	0	0	0	1											
Inning Stats	R: 1 E: 0 K: 0 S: 7	H: 1 LOB: 0 BB: 0 P: 11	R: 0 E: 0 K: 0 S: 6	H: 0 LOB: 0 BB: 0 P: 9	R: 0 E: 0 K: 1 S: 7	H: 0 LOB: 0 BB: 0 P: 9	R: 0 E: 0 K: 0 S: 4	H: 1 LOB: 2 BB: 1 P: 10	R: 0 E: 0 K: 1 S: 6	H: 0 LOB: 0 BB: 0 P: 8	R: 0 E: 0 K: 0 S: 10	H: 1 LOB: 1 BB: 0 P: 14	R: 0 E: 0 K: 1 S: 10	H: 1 LOB: 2 BB: 1 P: 17	R: 0 E: 0 K: 0 S: 6	H: 1 LOB: 2 BB: 1 P: 11	R: 0 E: 0 K: 1 S: 9	H: 0 LOB: 1 BB: 1 P: 13	1B: 4 2B: 0 3B: 0 HR: 1	SF: 0 SAC: 0 DP: 0 HBP: 0	WP: 1 PB: 0 SB: 0 CS: 0	PA: 36					
PITCHER	IP	WLS	BF	H	R	ER	SO	BB	IBB	HBP	BLK	WP	HR	S	P	ERA	WHIP										
Jerry Reuss, L (1,1) ERA: 1.13	8.0	L	32	5	1	1	3	2	1	0	0	1	1	56	89	1.12	0.875										
Tom Niedenfuer, R (9,1) ERA:	1.0		4	0	0	0	1	1	0	0	0	0	0	9	13	0.00	1.000										

Batter	1	2	3	4	5	6	7	8	9	AB	R	H	RBI	BB	SO	LOB	BOTTOM										
Steve Sax, R (1,4) OBP: 0.750, SLG: 0.750	K		5-3			WP	SH3-4	1B		4	0	3	0	0	0	1	Philadelphia Phillies @ Los Angeles Dodgers Dodger Stadium, Los Angeles, CA Tue Oct 04 1983, 3:33 AM PDT Att: 49,963 - Unknown										
Bill Russell, R (1,6) OBP: 0.333, SLG: 0.333	K			FC5-4	1B	SH3-4		F3		3	0	1	0	0	1	2											
Dusty Baker Jr., R (1,7) OBP: 0.250, SLG: 0.250	F8			L8		P1		BB	1B	4	0	1	0	0	0	2											
Pedro Guerrero, R (1,5)		F7		K		BB		BB	BB	2	0	0	0	2	1	1											
Mike Marshall, R (1,3)		4-3		FC5-4		K		F9		4	0	0	0	0	1	6											
Tom Niedenfuer, R (9,1)										0	0	0	0	0	0	0											
Steve Yeager, R (1,2)	F8				F7		6-3		F6	4	0	0	0	0	0	0											
Ken Landreaux, L (1,8)										3	0	0	0	0	1	0											
Jose Morales, R (9,PH)			K		1-3		F8		F3	1	0	0	0	0	0	0											
Derrel Thomas, S (1,9) OBP: 0.500, SLG: 0.500			SH1-4	1B					E5	4	0	2	0	0	1	0											
Jerry Reuss, L (1,1)			SH1-4							1	0	0	0	0	1	1											
Candy Maldonado, R (8,PH)										1	0	0	0	0	0	0											
Greg Brock, L (9,3)										1	0	0	0	0	0	1											
Inning Stats	R: 0 E: 0 K: 1 S: 5	H: 1 LOB: 0 BB: 0 P: 7	R: 0 E: 0 K: 0 S: 7	H: 0 LOB: 0 BB: 0 P: 10	R: 0 E: 0 K: 1 S: 7	H: 1 LOB: 1 BB: 0 P: 10	R: 0 E: 0 K: 1 S: 8	H: 1 LOB: 1 BB: 0 P: 11	R: 0 E: 0 K: 1 S: 9	H: 1 LOB: 1 BB: 0 P: 13	R: 0 E: 0 K: 1 S: 12	H: 1 LOB: 2 BB: 1 P: 18	R: 0 E: 0 K: 1 S: 6	H: 0 LOB: 0 BB: 0 P: 9	R: 0 E: 0 K: 0 S: 15	H: 2 LOB: 3 BB: 1 P: 26	R: 0 E: 1 K: 0 S: 9	H: 0 LOB: 1 BB: 0 P: 12	1B: 7 2B: 0 3B: 0 HR: 0	SF: 0 SAC: 2 DP: 0 HBP: 0	WP: 1 PB: 0 SB: 1 CS: 0	PA: 36					
PITCHER	IP	WLS	BF	H	R	ER	SO	BB	IBB	HBP	BLK	WP	HR	S	P	ERA	WHIP										
Steve Carlton, L (1,1) ERA:	7.2	W	31	7	0	0	6	2	0	0	0	0	0	12	16	0.00	1.174										
Al Holland, L (8,1) ERA:	1.1	S	5	0	0	0	0	0	0	0	0	0	0	0	0	0.00	0.000										



Batter	1	2	3	4	5	6	7	8	9	AB	R	H	RBI	BB	SO	LOB	TOP										
Joe Morgan, L (1,4) OBP: 0.238, SLG: 0.316	E5 CS			FC5-4 1B		HR			P3	4	1	2	1	0	0	0	Philadelphia Phillies @ Baltimore Orioles Memorial Stadium, Baltimore, MD Tue Oct 11 1983, 7:05 PM EDT Att: 52,204 - Unknown livebaseballscorecards.com										
Pete Rose, S (1,3) OBP: 0.381, SLG: 0.350	K			FC5-4 1-2		6-3			1B	4	0	1	0	0	1	2											
Mike Schmidt, R (1,5) OBP: 0.429, SLG: 0.632	L8			F8					K	4	0	0	0	0	2	2											
Sixto Lezcano, R (1,9) OBP: 0.294, SLG: 0.438 Von Hayes, L (9,9)		L6							6-3	3	0	0	0	0	1	1											
Gary Matthews, R (1,7) OBP: 0.474, SLG: 0.941		F8							1B	3	0	1	0	0	0	0											
Gary Maddox, R (1,8) OBP: 0.286, SLG: 0.571		K							G6-4-3 1B	3	1	1	1	0	1	1											
Bo Diaz, R (1,2) OBP: 0.222, SLG: 0.188									HR	3	0	0	0	0	0	0											
Ivan De Jesus, R (1,6) OBP: 0.333, SLG: 0.200									F7	3	0	0	0	0	1	0											
John Denny, R (1,1) Al Holland, R (8,1)									F9	3	0	0	0	0	1	0											
									K	0	0	0	0	0	0	0											
									F7	3	0	0	0	0	1	0											
									5-3	0	0	0	0	0	0	0											
Inning Stats	R: 0 E: 1 K: 1 S: 9	H: 0 LOB: 0 BB: 0 P: 14	R: 0 E: 0 K: 1 S: 8	H: 0 LOB: 0 BB: 0 P: 9	R: 0 E: 0 K: 1 S: 8	H: 0 LOB: 0 BB: 0 P: 10	R: 0 E: 0 K: 1 S: 11	H: 1 LOB: 1 BB: 0 P: 16	R: 0 E: 0 K: 0 S: 6	H: 1 LOB: 0 BB: 0 P: 8	R: 1 E: 0 K: 1 S: 9	H: 1 LOB: 0 BB: 0 P: 12	R: 0 E: 0 K: 1 S: 8	H: 0 LOB: 0 BB: 0 P: 11	R: 1 E: 0 K: 0 S: 4	H: 1 LOB: 0 BB: 0 P: 5	R: 0 E: 0 K: 1 S: 8	H: 1 LOB: 1 BB: 0 P: 13	1B: 3 2B: 0 3B: 0 HR: 2	SF: 0 SAC: 0 DP: 1 HBP: 0	WP: 0 PB: 0 SB: 0 CS: 1	PA: 31					
PITCHER	IP	WLS	BF	H	R	ER	SO	BB	IBB	HBP	BLK	WP	HR	S	P	ERA	WHIP										
Scott McGregor, L (1,1) ERA: 1.84	8.0	L	27	4	2	2	6	0	0	0	0	0	2	63	85	2.25	0.500										
Sammy Stewart, R (9,1) ERA:	0.2		3	1	0	0	1	0	0	0	0	0	0	6	11	0.00	1.500										
Tippy Martinez, L (9,1) ERA:	0.1		1	0	0	0	0	0	0	0	0	0	0	2	2	0.00	0.000										

Batter	1	2	3	4	5	6	7	8	9	AB	R	H	RBI	BB	SO	LOB	BOTTOM										
Al Bumbry, L (1,8) OBP: 0.167, SLG: 0.333 Sammy Stewart, R (9,1) Tippy Martinez, L (9,1)	L8									4	0	1	0	0	0	0	Philadelphia Phillies @ Baltimore Orioles Memorial Stadium, Baltimore, MD Tue Oct 11 1983, 7:05 PM EDT Att: 52,204 - Unknown livebaseballscorecards.com										
Jim Dwyer, L (1,9) OBP: 0.375, SLG: 0.857 Dan Ford, R (8,9) OBP: 0.167, SLG: 0.333										3	1	1	1	0	0	0											
Cal Ripken Jr., R (1,6) OBP: 0.455, SLG: 0.474										4	0	1	0	0	1	0											
Eddie Murray, S (1,3) OBP: 0.364, SLG: 0.421										4	0	1	0	0	1	1											
John Lowenstein, L (1,7) OBP: 0.300, SLG: 0.333 Gary Roenicke, R (9,9) OBP: 0.818, SLG: 1.400										3	0	1	0	0	1	2											
Rich Dauer, R (1,4)										3	0	0	0	0	1	2											
Todd Cruz, R (1,5) OBP: 0.111, SLG: 0.111										3	0	0	0	0	1	1											
Rick Dempsey, R (1,2) OBP: 0.200, SLG: 0.143 John Shelby, S (9,8) OBP: 0.275, SLG: 0.200										2	0	0	0	0	0	0											
Scott McGregor, S (1,1) Joe Nolan, L (8,9)										2	0	0	0	0	0	0											
										1	0	0	0	0	0	0											
Inning Stats	R: 1 E: 0 K: 1 S: 13	H: 2 LOB: 1 BB: 0 P: 21	R: 0 E: 0 K: 2 S: 12	H: 0 LOB: 0 BB: 0 P: 18	R: 0 E: 0 K: 0 S: 7	H: 0 LOB: 0 BB: 0 P: 12	R: 0 E: 0 K: 0 S: 7	H: 1 LOB: 1 BB: 0 P: 12	R: 0 E: 0 K: 0 S: 5	H: 0 LOB: 0 BB: 0 P: 7	R: 0 E: 0 K: 1 S: 10	H: 0 LOB: 0 BB: 0 P: 13	R: 0 E: 0 K: 0 S: 11	H: 1 LOB: 1 BB: 0 P: 14	R: 0 E: 0 K: 1 S: 10	H: 1 LOB: 1 BB: 0 P: 13	R: 0 E: 0 K: 1 S: 9	H: 0 LOB: 0 BB: 0 P: 14	1B: 3 2B: 1 3B: 0 HR: 1	SF: 0 SAC: 0 DP: 0 HBP: 0	WP: 0 PB: 0 SB: 0 CS: 0	PA: 32					
PITCHER	IP	WLS	BF	H	R	ER	SO	BB	IBB	HBP	BLK	WP	HR	S	P	ERA	WHIP										
John Denny, R (1,1) ERA: 0.66	7.2	W	28	5	1	1	5	0	0	0	0	0	0	1	74	1.17	0.652										
Al Holland, L (8,1) ERA:	1.1	S	4	0	0	0	1	0	0	0	0	0	0	10	15	0.00	0.000										

Batter	1	2	3	4	5	6	7	8	9	AB	R	H	RBI	BB	SO	LOB	TOP					
Joe Morgan, L (1,4) OBP: 0.240, SLG: 0.304	K			SF8 1B		G3			F8	4	1	1	0	0	1	0	Philadelphia Phillies @ Baltimore Orioles Memorial Stadium, Baltimore, MD Wed Oct 12 1983, 7:05 PM EDT Att: 52,132 - Unknown					
Pete Rose, S (1,3) OBP: 0.320, SLG: 0.292	K			B2-3		5-3			1-3	4	0	0	0	0	1	1						
Mike Schmidt, R (1,5) OBP: 0.360, SLG: 0.522	6-3			E3 SF8					F9	4	0	0	0	0	1	1						
Joe Lefebvre, L (1,9)		K		SF8					G3	2	0	0	1	0	1	0						
Gary Matthews, R (1,7) OBP: 0.455, SLG: 0.850		5-3		F8					FC5-4 1B	3	0	1	0	0	0	1						
Greg Gross, L (1,8)		4-3			6-3				FC5-4 1-2	3	0	0	0	0	0	1						
Bo Diaz, R (1,2) OBP: 0.238, SLG: 0.211			P5						FC6-4 1B	3	0	1	0	0	1	0						
Juan Samuel, R (8, PR) Ozzie Virgil, R (8, 2)										0	0	0	0	0	0	0						
Ivan De Jesus, R (1,6) OBP: 0.286, SLG: 0.167			6-3						FC6-4 G4-6-3	3	0	0	0	0	0	1						
Charles Hudson, S (1, 1) Willie Hernandez, L (5, 1) Von Hayes, L (6, PH) Larry Andersen, R (6, 1) Tony Perez, R (8, PH) Ron Reed, R (8, 1)			1-3						G4-6-3	1	0	0	0	0	0	0						
Inning Stats	R: 0 E: 0 K: 2 S: 9	H: 0 LOB: 0 BB: 0 P: 16	R: 0 E: 0 K: 1 S: 7	H: 0 LOB: 0 BB: 0 P: 9	R: 0 E: 0 K: 0 S: 6	H: 0 LOB: 0 BB: 0 P: 10	R: 1 E: 1 K: 0 S: 10	H: 1 LOB: 1 BB: 0 P: 14	R: 0 E: 0 K: 1 S: 8	H: 0 LOB: 0 BB: 0 P: 10	R: 0 E: 0 K: 0 S: 9	H: 0 LOB: 0 BB: 0 P: 13	R: 0 E: 0 K: 0 S: 12	H: 1 LOB: 1 BB: 0 P: 17	R: 0 E: 0 K: 0 S: 7	H: 1 LOB: 1 BB: 0 P: 11	R: 0 E: 0 K: 1 S: 7	H: 0 LOB: 0 BB: 0 P: 7	1B: 3 2B: 0 3B: 0 HR: 0	SF: 1 SAC: 0 DP: 1 HBP: 0	WP: 0 PB: 0 SB: 1 CS: 0	PA: 30
PITCHER Mike Boddicker, R (1, 1) ERA:	IP: 9.0 WLS: W BF: 30 H: 3 R: 1 ER: 0 SO: 6 BB: 0 IBB: 0 HBP: 0 BLK: 0 WP: 0 HR: 0 S: 75 P: 107 ERA: 0.00 WHIP: 0.333															PITCHER						

Batter	1	2	3	4	5	6	7	8	9	AB	R	H	RBI	BB	SO	LOB	BOTTOM					
Al Bumbry, L (1,8) OBP: 0.143, SLG: 0.286	2-3									2	0	0	0	0	1	0	Philadelphia Phillies @ Baltimore Orioles Memorial Stadium, Baltimore, MD Wed Oct 12 1983, 7:05 PM EDT Att: 52,132 - Unknown					
John Shelby, S (5, FH) OBP: 0.308, SLG: 0.250										2	1	1	0	0	1	1						
Dan Ford, R (1,9) OBP: 0.300, SLG: 0.333	5-3									3	0	1	0	0	1	0						
Cal Ripken Jr., R (1,6) OBP: 0.462, SLG: 0.455	F9									3	0	1	1	1	0	0						
Eddie Murray, S (1,3) OBP: 0.308, SLG: 0.348		F8								4	0	0	0	0	0	5						
John Lowenstein, L (1,7) OBP: 0.429, SLG: 0.769										4	1	3	1	0	0	0						
Tito Landrum, R (8, PR) OBP: 0.200, SLG: 0.500		F7 2B								0	0	0	0	0	0	0						
Rich Dauer, R (1,4) OBP: 0.045, SLG: 0.048		F7								4	1	1	0	0	1	2						
Todd Cruz, R (1,5) OBP: 0.136, SLG: 0.136										4	1	1	0	0	0	2						
Rick Dempsey, R (1,2) OBP: 0.263, SLG: 0.235			P4							3	0	1	1	1	1	0						
Mike Boddicker, R (1, 1) ERA: 2.08										3	0	0	1	0	1	2						
Inning Stats	R: 0 E: 0 K: 0 S: 10	H: 0 LOB: 0 BB: 0 P: 15	R: 0 E: 0 K: 0 S: 5	H: 1 LOB: 1 BB: 0 P: 7	R: 0 E: 0 K: 2 S: 10	H: 0 LOB: 0 BB: 0 P: 16	R: 0 E: 0 K: 1 S: 9	H: 0 LOB: 0 BB: 0 P: 11	R: 3 E: 0 K: 1 S: 24	H: 4 LOB: 3 BB: 1 P: 36	R: 0 E: 0 K: 0 S: 9	H: 0 LOB: 0 BB: 0 P: 13	R: 1 E: 0 K: 1 S: 20	H: 3 LOB: 2 BB: 0 P: 26	R: 0 E: 0 K: 1 S: 9	H: 1 LOB: 2 BB: 1 P: 13	R: 0 E: 0 K: 1 S: 9	H: 0 LOB: 0 BB: 0 P: 7	1B: 6 2B: 2 3B: 0 HR: 1	SF: 1 SAC: 0 DP: 0 HBP: 1	WP: 0 PB: 0 SB: 1 CS: 0	PA: 36
PITCHER Charles Hudson, R (1, 1) ERA: 3.38 Willie Hernandez, L (5, 1) ERA: Larry Andersen, R (6, 1) ERA: 4.5 Ron Reed, R (8, 1) ERA: 2.08	IP: 4.1 WLS: L BF: 18 H: 5 R: 3 ER: 3 SO: 3 BB: 0 IBB: 0 HBP: 0 BLK: 0 WP: 0 HR: 0 S: 45 P: 66 ERA: 6.23 WHIP: 1.154															PITCHER						

Batter	1	2	3	4	5	6	7	8	9	AB	R	H	RBI	BB	SO	LOB	TOP										
John Shelby, S (1, 8) OBP: 0.353, SLG: 0.313										4	0	2	0	0	2	0	Baltimore Orioles @ Philadelphia Phillies Veterans Stadium, Philadelphia, PA Fri Oct 14 1983, 7:05 PM EDT Att: 65,792 - Unknown										
Dan Ford, R (1, 9) OBP: 0.357, SLG: 0.583										3	1	1	1	1	0	1											
Cal Ripken Jr., R (1, 6) OBP: 0.433, SLG: 0.400										3	0	0	0	1	1	2											
Eddie Murray, S (1, 3) OBP: 0.267, SLG: 0.296										4	0	0	0	0	2	4											
Gary Roenicke, R (1, 7) OBP: 0.600, SLG: 0.778										4	0	0	0	0	1	4											
Rich Dauer, R (1, 4) OBP: 0.038, SLG: 0.040										4	0	0	0	0	1	0											
Todd Cruz, R (1, 5) OBP: 0.154, SLG: 0.120										3	0	0	0	1	0	0											
Rick Dempsey, R (1, 2) OBP: 0.304, SLG: 0.381										4	1	2	0	0	1	1											
Mike Flanagan, L (1, 1) Ken Singleton, S (5, PH) Jim Palmer, R (5, 1) Benny Ayala, R (7, PH) Sammy Stewart, R (7, 1) Tippy Martinez, L (9, 1)										1	0	0	0	0	1	0											
Inning Stats	R: 0 E: 0 K: 2 S: 9	H: 0 LOB: 0 BB: 0 P: 13	R: 0 E: 0 K: 1 S: 7	H: 0 LOB: 0 BB: 0 P: 11	R: 0 E: 0 K: 1 S: 8	H: 0 LOB: 0 BB: 1 P: 15	R: 0 E: 0 K: 0 S: 6	H: 1 LOB: 2 BB: 2 P: 17	R: 0 E: 0 K: 1 S: 11	H: 1 LOB: 1 BB: 0 P: 17	R: 1 E: 1 K: 2 S: 12	H: 1 LOB: 1 BB: 0 P: 19	R: 2 E: 1 K: 0 S: 13	H: 3 LOB: 2 BB: 0 P: 21	R: 0 E: 0 K: 2 S: 9	H: 0 LOB: 0 BB: 0 P: 11	R: 0 E: 0 K: 2 S: 7	H: 0 LOB: 0 BB: 0 P: 7	1B: 3 2B: 2 3B: 0 HR: 1	SF: 0 SAC: 0 DP: 2 HBP: 0	WP: 1 PB: 0 CS: 0	PA: 36					
PITCHER	IP	WLS	BF	H	R	ER	SO	BB	IBB	HBP	BLK	WP	HR	S	P	ERA	WHIP										
Steve Carlton, L (1, 1) ERA: 1.33	6.2	L	27	5	3	2	7	3	0	0	0	1	1	61	107	2.70	1.200										
Al Holland, L (7, 1) ERA:	2.1		9	1	0	0	4	0	0	0	0	0	0	21	24	0.00	0.429										

Batter	1	2	3	4	5	6	7	8	9	AB	R	H	RBI	BB	SO	LOB	BOTTOM										
Joe Morgan, L (1, 4) OBP: 0.276, SLG: 0.423										3	1	1	1	1	0	0	Baltimore Orioles @ Philadelphia Phillies Veterans Stadium, Philadelphia, PA Fri Oct 14 1983, 7:05 PM EDT Att: 65,792 - Unknown										
Sixto Lezcano, R (1, 9) OBP: 0.286, SLG: 0.400										4	0	1	0	0	1	1											
Van Hayes, L (8, 9)										0	0	0	0	0	0	0											
Mike Schmidt, R (1, 5) OBP: 0.310, SLG: 0.444										4	0	0	0	0	1	2											
Gary Matthews, R (1, 7) OBP: 0.462, SLG: 0.913										3	1	1	1	1	1	1											
Tony Perez, R (1, 3) OBP: 0.333, SLG: 0.333										4	0	1	0	0	0	1											
Gary Maddox, R (1, 8) OBP: 0.222, SLG: 0.444										4	0	0	0	0	1	1											
Bo Diaz, R (1, 2) OBP: 0.292, SLG: 0.273										3	0	2	0	0	0	1											
Joe Lefebvre, L (9, PH)										0	0	0	0	0	0	0											
Pete Rose, S (9, PH) OBP: 0.308, SLG: 0.280										1	0	0	0	0	0	0											
Ivan De Jesus, R (1, 6) OBP: 0.360, SLG: 0.238										3	0	2	0	1	0	0											
Steve Carlton, L (1, 1) OBP: 0.125, SLG: 0.125										3	0	0	0	0	1	5											
Al Holland, R (7, 1) Ozzie Virgil, R (9, PH)										0	0	0	0	0	0	0											
Inning Stats	R: 0 E: 0 K: 0 S: 8	H: 0 LOB: 0 BB: 0 P: 12	R: 1 E: 1 K: 0 S: 15	H: 3 LOB: 2 BB: 0 P: 20	R: 1 E: 0 K: 0 S: 8	H: 1 LOB: 1 BB: 1 P: 18	R: 0 E: 0 K: 1 S: 8	H: 2 LOB: 1 BB: 0 P: 12	R: 0 E: 0 K: 0 S: 7	H: 1 LOB: 1 BB: 0 P: 15	R: 0 E: 0 K: 1 S: 13	H: 1 LOB: 2 BB: 1 P: 27	R: 0 E: 0 K: 2 S: 10	H: 0 LOB: 0 BB: 1 P: 17	R: 0 E: 0 K: 1 S: 6	H: 0 LOB: 0 BB: 0 P: 12	R: 0 E: 0 K: 0 S: 8	H: 0 LOB: 0 BB: 0 P: 11	1B: 6 2B: 0 3B: 0 HR: 2	SF: 0 SAC: 0 DP: 0 HBP: 0	WP: 1 PB: 0 CS: 1	PA: 36					
PITCHER	IP	WLS	BF	H	R	ER	SO	BB	IBB	HBP	BLK	WP	HR	S	P	ERA	WHIP										
Mike Flanagan, L (1, 1) ERA: 3.0	4.0		18	6	2	2	1	1	0	0	0	1	0	20	42	0.00	1.500										
Jim Palmer, R (5, 1) ERA:	2.0	W	9	2	0	0	1	1	0	0	0	0	0	16	29	0.00	0.500										
Sammy Stewart, R (7, 1) ERA:	2.0		6	0	0	0	3	1	0	0	0	0	0	8	11	0.00	0.000										
Tippy Martinez, L (9, 1) ERA:	1.0	S	3	0	0	0	0	0	0	0	0	0	0	8	11	0.00	0.000										

Batter	1	2	3	4	5	6	7	8	9	AB	R	H	RBI	BB	SO	LOB	TOP										
Al Bumby, L OBP: 0.118, SLG: 0.235 Dan Ford, R OBP: 0.333, SLG: 0.538 Sammy Stewart, R (6, PH) Tippy Martinez, L (8, 1)	0-1 3-1		0-1 L7		0-0 3-1	2-3 K		0-0 B1-6-4		3	0	0	0	0	0	1	Baltimore Orioles @ Philadelphia Phillies Veterans Stadium, Philadelphia, PA Sat Oct 15 1983, 3:33 AM EDT Att: 66,947 - Unknown										
Jim Dwyer, L OBP: 0.385, SLG: 0.750 Tito Landrum, R OBP: 0.200, SLG: 0.500	1-2 4-3			2-0 1B 1B	1-2 3-1		0-1 1B 2B	3-2 G3	5	2	2	0	0	0	0	0											
Cal Ripken Jr., R OBP: 0.400, SLG: 0.367	2-1 F7			1-0 1B	2-2 P3		1-3 K	3-2 L9	5	1	1	0	0	1	1	0											
Eddie Murray, S OBP: 0.286, SLG: 0.290		3-1 F9		1-0 1B		1-0 F8	4-0 1B	1-1 G3	4	0	1	0	1	0	0	0											
John Lowenstein, L OBP: 0.389, SLG: 0.647		1-0 L8		1-3 K		1-2 2B	3-3 K		4	1	1	0	0	2	5	0											
Rich Dauer, R OBP: 0.133, SLG: 0.172 Todd Cruz, R OBP: 0.179, SLG: 0.148 Joe Nolan, L (6, PH) (6, 2)	0-0 1-3			1-0 1BB		1-2 BB	0-1 1B		4	1	3	3	0	0	0	0											
Rick Dempsey, R OBP: 0.320, SLG: 0.364 Ken Singleton, S OBP: 0.375, SLG: 0.385 Lenn Sakata, R (6, FR) (6, 4)			1-2 1B		1-3 K		4-0 1BB	2-2 P6	2	0	1	0	0	1	2	1											
Storm Davis, R John Shelby, S (6, PH) (6, 8)			1-1 F8		4-0 1B		4-0 1BB	3-2 F9	1	0	0	0	1	0	1	0											
Inning Stats	R: 0 E: 0 K: 0 S: 8	H: 0 LOB: 0 BB: 0 P: 11	R: 0 E: 0 K: 0 S: 4	H: 0 LOB: 0 BB: 0 P: 8	R: 0 E: 0 K: 1 S: 10	H: 1 LOB: 1 BB: 0 P: 12	R: 2 E: 0 K: 3 S: 15	H: 4 LOB: 3 BB: 1 P: 26	R: 0 E: 0 K: 0 S: 9	H: 0 LOB: 0 BB: 0 P: 12	R: 2 E: 0 K: 1 S: 12	H: 2 LOB: 2 BB: 2 P: 26	R: 1 E: 0 K: 2 S: 14	H: 2 LOB: 2 BB: 1 P: 24	R: 0 E: 0 K: 0 S: 5	H: 1 LOB: 0 BB: 0 P: 9		R: 0 E: 0 K: 0 S: 10	H: 0 LOB: 0 BB: 0 P: 17	1B: 8 2B: 2 3B: 0 HR: 0	SF: 1 SAC: 0 DP: 1 HBP: 0	WP: 0 PB: 0 CS: 0	PA: 40				
PITCHER	IP	WLS	BF	H	R	ER	SO	BB	IBB	HBP	BLK	WP	HR	S	P	ERA		WHIP									
John Denny, R ERA: 2.37 Willie Hernandez, L ERA: Ron Reed, R ERA: 3.18 Larry Andersen, R ERA: 2.25	(1, 1) (6, 1) (6, 1) (8, 1)	5.1 0.1 1.1 2.0	L 7 1 6	26 0 2 1	4 0 1 0	4 0 1 0	4 0 3 0	0 0 1 0	0 0 0 0	0 0 0 0	0 0 0 0	0 0 0 0	0 0 17 15	54 1 29 26	88 2 29 26	6.75 0.00 6.75 0.00	1.500 0.000 2.250 0.500										

Batter	1	2	3	4	5	6	7	8	9	AB	R	H	RBI	BB	SO	LOB	BOTTOM										
Joe Morgan, L OBP: 0.235, SLG: 0.355 Pete Rose, S OBP: 0.367, SLG: 0.357 Mike Schmidt, R OBP: 0.303, SLG: 0.419 Joe Lefebvre, L OBP: 0.111, SLG: 0.286 Tony Perez, R OBP: 0.429, SLG: 0.429 Juan Samuel, R (8, FR) Sixto Lezcano, R OBP: 0.286, SLG: 0.400 Gary Matthews, R OBP: 0.467, SLG: 0.846 Greg Gross, L Garry Maddox, R OBP: 0.211, SLG: 0.421 Bo Diaz, R OBP: 0.321, SLG: 0.346 Bob Dernier, R (9, PR) Ivan De Jesus, R OBP: 0.310, SLG: 0.200 John Denny, R OBP: 0.167, SLG: 0.187 Willie Hernandez, L Ron Reed, R Von Hayes, L Larry Andersen, R Ozzie Virgil, R OBP: 0.333, SLG: 0.333	3-3 K			0-0 F8	2-1 G3		3-2 F8		0-1 L4	5	0	0	0	0	1	2	Baltimore Orioles @ Philadelphia Phillies Veterans Stadium, Philadelphia, PA Sat Oct 15 1983, 3:33 AM EDT Att: 66,947 - Unknown										
Joe Lefebvre, L OBP: 0.111, SLG: 0.286 Tony Perez, R OBP: 0.429, SLG: 0.429 Juan Samuel, R (8, FR) Sixto Lezcano, R OBP: 0.286, SLG: 0.400 Gary Matthews, R OBP: 0.467, SLG: 0.846 Greg Gross, L Garry Maddox, R OBP: 0.211, SLG: 0.421	1-3 K			1-2 1B	2-2 2B		4-0 1B	2-1 BB		3	1	2	1	1	1	0											
Joe Lefebvre, L OBP: 0.111, SLG: 0.286 Tony Perez, R OBP: 0.429, SLG: 0.429 Juan Samuel, R (8, FR) Sixto Lezcano, R OBP: 0.286, SLG: 0.400 Gary Matthews, R OBP: 0.467, SLG: 0.846 Greg Gross, L Garry Maddox, R OBP: 0.211, SLG: 0.421	2-3 K			0-1 2B	1-1 F7		2-1 F5			4	0	1	0	0	1	2											
Joe Lefebvre, L OBP: 0.111, SLG: 0.286 Tony Perez, R OBP: 0.429, SLG: 0.429 Juan Samuel, R (8, FR) Sixto Lezcano, R OBP: 0.286, SLG: 0.400 Gary Matthews, R OBP: 0.467, SLG: 0.846 Greg Gross, L Garry Maddox, R OBP: 0.211, SLG: 0.421		3-2 F8		1-0 2B		0-1 F8		2-1 G6-4-3	3	0	1	1	0	0	0	0											
Joe Lefebvre, L OBP: 0.111, SLG: 0.286 Tony Perez, R OBP: 0.429, SLG: 0.429 Juan Samuel, R (8, FR) Sixto Lezcano, R OBP: 0.286, SLG: 0.400 Gary Matthews, R OBP: 0.467, SLG: 0.846 Greg Gross, L Garry Maddox, R OBP: 0.211, SLG: 0.421		0-2 5-3		1-3 3-H	4-2 2B		0-0 BLK	0-2 G6-4-3	3	0	1	0	1	0	2	0											
Joe Lefebvre, L OBP: 0.111, SLG: 0.286 Tony Perez, R OBP: 0.429, SLG: 0.429 Juan Samuel, R (8, FR) Sixto Lezcano, R OBP: 0.286, SLG: 0.400 Gary Matthews, R OBP: 0.467, SLG: 0.846 Greg Gross, L Garry Maddox, R OBP: 0.211, SLG: 0.421		1-1 1-3		1-2 G4-3		2-2 L8		1-2 4-3	3	0	0	0	0	0	4	0											
Joe Lefebvre, L OBP: 0.111, SLG: 0.286 Tony Perez, R OBP: 0.429, SLG: 0.429 Juan Samuel, R (8, FR) Sixto Lezcano, R OBP: 0.286, SLG: 0.400 Gary Matthews, R OBP: 0.467, SLG: 0.846 Greg Gross, L Garry Maddox, R OBP: 0.211, SLG: 0.421			1-0 P4		0-1 WP	0-3 K		1-1 1B	4	1	2	0	0	1	1	0											
Joe Lefebvre, L OBP: 0.111, SLG: 0.286 Tony Perez, R OBP: 0.429, SLG: 0.429 Juan Samuel, R (8, FR) Sixto Lezcano, R OBP: 0.286, SLG: 0.400 Gary Matthews, R OBP: 0.467, SLG: 0.846 Greg Gross, L Garry Maddox, R OBP: 0.211, SLG: 0.421			2-1 F8		1-2 L3		1-3 K	1-2 5-3	4	0	0	0	0	1	2	0											
Joe Lefebvre, L OBP: 0.111, SLG: 0.286 Tony Perez, R OBP: 0.429, SLG: 0.429 Juan Samuel, R (8, FR) Sixto Lezcano, R OBP: 0.286, SLG: 0.400 Gary Matthews, R OBP: 0.467, SLG: 0.846 Greg Gross, L Garry Maddox, R OBP: 0.211, SLG: 0.421			0-1 L7		1-0 E7		3-2 G3	3-2 1B	2	1	1	1	0	0	0	0											
Inning Stats	R: 0 E: 0 K: 3 S: 9	H: 0 LOB: 0 BB: 0 P: 15	R: 0 E: 0 K: 0 S: 9	H: 0 LOB: 0 BB: 0 P: 13	R: 0 E: 0 K: 0 S: 5	H: 0 LOB: 0 BB: 0 P: 8	R: 1 E: 0 K: 0 S: 15	H: 3 LOB: 1 BB: 1 P: 22	R: 2 E: 1 K: 0 S: 13	H: 3 LOB: 1 BB: 0 P: 20	R: 0 E: 0 K: 1 S: 9	H: 1 LOB: 1 BB: 0 P: 11	R: 0 E: 0 K: 1 S: 11	H: 0 LOB: 0 BB: 0 P: 18	R: 0 E: 0 K: 0 S: 7	H: 1 LOB: 2 BB: 1 P: 15		R: 1 E: 0 K: 0 S: 14	H: 2 LOB: 1 BB: 0 P: 20	1B: 7 2B: 3 3B: 0 HR: 0	SF: 0 SAC: 0 DP: 2 HBP: 0	WP: 1 PB: 0 SB: 0 CS: 0	PA: 37				
PITCHER	IP	WLS	BF	H	R	ER	SO	BB	IBB	HBP	BLK	WP	HR	S	P	ERA	WHIP										
Storm Davis, R ERA: 2.45 Sammy Stewart, R Tippy Martinez, L ERA: 1.0	(1, 1) (6, 1) (8, 1)	5.0 2.1 1.2	W 9 S	21 1 7	3 0 3	3 0 1	3 2 0	3 1 3	0 0 0	0 0 0	0 1 0	0 0 0	0 22 19	0 37 27	78 37 27	5.40 0.00 5.40	1.400 0.857 1.800										



Batter	1	2	3	4	5	6	7	8	9	AB	R	H	RBI	BB	SO	LOB	TOP								
Al Bumbry, L OBP: 0.100, SLG: 0.211 John Shelby, S OBP: 0.350, SLG: 0.333	0-2 L6		1-0 6-3		2-1 SF7			3-2 F8		2	0	0	1	0	0	0	Baltimore Orioles @ Philadelphia Phillies Veterans Stadium, Philadelphia, PA Sun Oct 16 1983, 3:33 AM EDT Att: 67,064 - Unknown								
Dan Ford, R OBP: 0.263, SLG: 0.412 Tito Landrum, R OBP: 0.200, SLG: 0.500	2-3 K		0-3 K		2-2 6-3			0-3 K		4	0	0	0	0	3	1									
Cal Ripken Jr., R OBP: 0.385, SLG: 0.333	3-2 L7			4-2 HR	2-3 K			2-2 L9		3	1	0	0	1	1	1									
Eddie Murray, S OBP: 0.333, SLG: 0.514		2-2 HR		0-1 HR		1-3 K		1-1 1B		4	2	3	3	0	1	0									
John Lowenstein, L OBP: 0.350, SLG: 0.579 Gary Roenicke, R OBP: 0.529, SLG: 0.636	2-0 F9		0-0 P5		3-3 K			3-2 F8		2	0	0	0	0	0	0									
Rich Dauer, R OBP: 0.118, SLG: 0.152	2-1 F8		2-1 F7		0-0 3-1			0-1 F7		4	0	0	0	0	0	1									
Todd Cruz, R OBP: 0.156, SLG: 0.129	2-3 K		0-1 F7		2-2 5-3			0-1 5-3		4	0	0	0	0	1	1									
Rick Dempsey, R OBP: 0.357, SLG: 0.560			1-0 HR		0-0 WP	3-2 F7				3	2	2	1	0	0	0									
Scott McGregor, S OBP: 0.357, SLG: 0.560	2-2 F9		0-2 E2		0-0 4-3					3	0	0	0	0	0	1									
Inning Stats	R: 0 E: 0 K: 1 S: 13	H: 0 LOB: 0 BB: 0 P: 18	R: 1 E: 0 K: 1 S: 12	H: 1 LOB: 0 BB: 0 P: 20	R: 1 E: 0 K: 1 S: 9	H: 1 LOB: 0 BB: 1 P: 13	R: 2 E: 0 K: 0 S: 9	H: 1 LOB: 0 BB: 1 P: 15	R: 1 E: 1 K: 1 S: 14	H: 1 LOB: 1 BB: 0 P: 20	R: 0 E: 0 K: 2 S: 7	H: 0 LOB: 0 BB: 0 P: 11	R: 0 E: 0 K: 0 S: 7	H: 0 LOB: 0 BB: 0 P: 12	R: 0 E: 0 K: 1 S: 10	H: 1 LOB: 1 BB: 0 P: 15	R: 0 E: 0 K: 0 S: 10	H: 1 LOB: 1 BB: 0 P: 14	1B: 1 2B: 1 3B: 0 HR: 3	SF: 1 SAC: 0 DP: 0 HBP: 0	WP: 1 PB: 0 SB: 0 CS: 0	PA: 34			
PITCHER	IP	WLS	BF	H	R	ER	SO	BB	IBB	HBP	BLK	WP	HR	S	P	ERA	WHIP								
Charles Hudson, R ERA: 5.19	4.0	L	17	4	5	5	3	1	0	0	0	0	3	44	67	11.25	1.250								
Marty Bystrom, R ERA: 5.19	1.0		4	0	0	0	1	0	0	0	0	1	0	13	19	0.00	0.000								
Willie Hernandez, L ERA: 2.7	3.0		9	0	0	0	3	0	0	0	0	0	0	24	38	0.00	0.000								
Ron Reed, R ERA: 2.7	1.0		4	1	0	0	0	0	0	0	0	0	0	10	14	0.00	1.000								

Batter	1	2	3	4	5	6	7	8	9	AB	R	H	RBI	BB	SO	LOB	BOTTOM								
Joe Morgan, L OBP: 0.263, SLG: 0.412	3-3 K		4-1 BB		1-0 P6			0-1 3B		3	0	1	0	1	1	0	Baltimore Orioles @ Philadelphia Phillies Veterans Stadium, Philadelphia, PA Sun Oct 16 1983, 3:33 AM EDT Att: 67,064 - Unknown								
Pete Rose, S OBP: 0.382, SLG: 0.375	0-0 1B		0-2 P6		0-2 FC5-4			1-0 F7		4	0	2	0	0	0	2									
Mike Schmidt, R OBP: 0.270, SLG: 0.371	0-0 F9			1-2 5-3		2-3 K		0-1 5-3		4	0	0	0	0	1	3									
Gary Matthews, R OBP: 0.412, SLG: 0.733	2-2 F9		0-3 K		0-0 FC5-4			2-0 F9		4	0	0	0	0	1	2									
Tony Perez, R OBP: 0.273, SLG: 0.273		3-3 K		2-2 F8			1-3 K		1-2 F8		4	0	0	0	0	2									
Gary Maddox, R OBP: 0.261, SLG: 0.478	0-0 F8				0-1 G5-4-3		0-0 2B		0-2 L6		4	0	2	0	0	0									
Bo Diaz, R OBP: 0.323, SLG: 0.321	0-2 F3				4-0 G5-4-3		0-2 F2			2	0	0	0	1	0	1									
Ivan De Jesus, R OBP: 0.281, SLG: 0.179			0-2 F9		1-0 G5-4-3		2-2 5-3			3	0	0	0	0	0	3									
Charles Hudson, S ERA: 5.19 Marty Bystrom, R ERA: 5.19 Juan Samuel, R ERA: 5.19 Willie Hernandez, L ERA: 2.7 Sixto Lezcano, R OBP: 0.371, SLG: 0.333 Ron Reed, R ERA: 2.7	0-3 K				0-2 F8			0-0 5-3		1	0	0	0	0	1	0									
Inning Stats	R: 0 E: 0 K: 1 S: 10	H: 1 LOB: 1 BB: 0 P: 15	R: 0 E: 0 K: 1 S: 9	H: 0 LOB: 0 BB: 0 P: 12	R: 0 E: 0 K: 1 S: 11	H: 0 LOB: 1 BB: 1 P: 15	R: 0 E: 0 K: 1 S: 13	H: 0 LOB: 0 BB: 0 P: 16	R: 0 E: 0 K: 0 S: 7	H: 1 LOB: 1 BB: 1 P: 12	R: 0 E: 0 K: 1 S: 10	H: 1 LOB: 1 BB: 0 P: 13	R: 0 E: 0 K: 1 S: 10	H: 1 LOB: 1 BB: 0 P: 13	R: 0 E: 0 K: 0 S: 6	H: 1 LOB: 1 BB: 0 P: 7	R: 0 E: 0 K: 0 S: 7	H: 0 LOB: 0 BB: 0 P: 10	1B: 3 2B: 1 3B: 1 HR: 0	SF: 0 SAC: 0 DP: 1 HBP: 0	WP: 0 PB: 0 SB: 0 CS: 0	PA: 33			
PITCHER	IP	WLS	BF	H	R	ER	SO	BB	IBB	HBP	BLK	WP	HR	S	P	ERA	WHIP								
Scott McGregor, L ERA: 1.14	9.0	W	33	5	0	0	6	2	0	0	0	0	0	83	113	0.00	0.778								

AB	32
R	5
H	5
RBI	5
BB	1
SO	7
LOB	6



AB	31
R	0
H	5
RBI	0
BB	2
SO	6
LOB	12

