

Philadelphia Phillies - 1984

Batter	1	2	3	4	5	6	7	8	9	AB	R	H	RBI	BB	SO	LOB	TOP								
Juan Samuel, R OBP: 0.600, SLG: 0.500 (1, 4)	F3		F8		1B E HBP		1B		1B	4	1	2	0	0	0	0	Philadelphia Phillies @ Atlanta Braves Atlanta-Fulton County Stadium, Atlanta, GA Tue Apr 03 1984, 6:05 PM EST Att: 34,331 - Unknown livebaseballscorecards.com								
Len Matuszek, L OBP: 0.400, SLG: 0.250 (1, 3)	K		4-3		E9 1-H 2-H 1B		4-3		1B	4	0	1	1	1	1	1									
Mike Schmidt, R OBP: 0.600, SLG: 1.333 (1, 5)	HR		BB		K				1B SF8 BB	3	2	1	1	2	1	2									
Joe Lefebvre, L OBP: 0.250, SLG: 0.250 (1, 9)	K		K			F3			1B	4	0	1	0	0	2	1									
Glenn Wilson, R Bill Campbell, R (1, 7) (8, 1)		6-3		6-3		F2			K	4	0	0	0	0	1	2									
Von Hayes, L Garry Maddox, R (1, 8) (8, 8)		F8		4-3		2B 1B			SF8	3	1	1	0	0	0	0									
Bo Diaz, R OBP: 0.500, SLG: 0.750 (1, 2)		1B 1B		F8		1B 2B			5-3	4	0	2	1	0	0	1									
Ivan De Jesus, R OBP: 0.500, SLG: 0.500 (1, 6)		1B				SH1-4 1B 1B			6-3	4	1	2	0	0	0	0									
Steve Carlton, L Sixto Lezcano, R (1, 1) (8, 7)	F6			SH1-4		F8			5-3	2	0	0	0	0	0	2									
Inning Stats	R: 1 E: 0 K: 2 S: 8	H: 1 LOB: 0 BB: 0 P: 8	R: 0 E: 0 K: 0 S: 5	H: 2 LOB: 2 BB: 0 P: 5	R: 0 E: 0 K: 1 S: 5	H: 0 LOB: 1 BB: 1 P: 9	R: 0 E: 0 K: 0 S: 3	H: 0 LOB: 0 BB: 0 P: 3	R: 2 E: 1 K: 1 S: 6	H: 2 LOB: 0 BB: 0 P: 7	R: 1 E: 0 K: 0 S: 4	H: 2 LOB: 1 BB: 0 P: 4	R: 0 E: 0 K: 0 S: 4	H: 1 LOB: 1 BB: 0 P: 4	R: 1 E: 0 K: 1 S: 6	H: 1 LOB: 1 BB: 1 P: 10		R: 0 E: 0 K: 0 S: 4	H: 1 LOB: 2 BB: 1 P: 8	1B: 8 2B: 1 3B: 0 HR: 1	SF: 1 SAC: 1 DP: 0 HBP: 1	WP: 0 PB: 0 SB: 1 CS: 0	PA: 39		
PITCHER	IP	WLS	BF	H	R	ER	SO	BB	IBB	HBP	BLK	WP	HR	S	P	ERA	WHIP								
Len Barker, R ERA: 3.6 (1, 1)	5.0	L	21	5	3	2	4	1	0	1	0	0	1	27	32	3.60	1.200								
Donnie Moore, R ERA: 7.71 (8, 1)	2.1		11	4	2	2	1	1	0	0	0	0	0	12	16	7.71	2.143								
Pete Falcone, L ERA: (8, 1)	0.2		2	0	0	0	0	0	0	0	0	0	0	2	2	0.00	0.000								
Jeff Dedmon, R ERA: (9, 1)	1.0		5	1	0	0	0	1	0	0	0	0	0	4	8	0.00	2.000								

Batter	1	2	3	4	5	6	7	8	9	AB	R	H	RBI	BB	SO	LOB	BOTTOM								
Claudell Washington, L OBP: 0.250, SLG: 0.250 (1, 9)	K		F7			K				4	0	1	0	0	2	0	Philadelphia Phillies @ Atlanta Braves Atlanta-Fulton County Stadium, Atlanta, GA Tue Apr 03 1984, 6:05 PM EST Att: 34,331 - Unknown livebaseballscorecards.com								
Jerry Royster, R (1, 7)	F8				5-3	F9			1B	4	0	0	0	0	2										
Dale Murphy, R OBP: 0.250, SLG: 0.250 (1, 8)	FC6-4 1B				K	6-3			5-3	4	0	1	0	0	1	0									
Bob Horner, R (1, 5)	FC6-4				K				K	4	0	0	0	0	2	1									
Bob Watson, R (1, 3)		F8			F7	F9			K	4	0	0	0	0	1	0									
Rafael Ramirez, R OBP: 0.333, SLG: 0.333 (1, 6)		6-3			BLK 1B	6-3				3	0	1	0	0	0	0									
Glenn Hubbard, R (1, 4)		K				1B BB			F3	2	0	0	0	1	1	0									
Bruce Benedict, R OBP: 0.333, SLG: 0.333 (1, 2)					4-3	K			1B 1B	3	0	1	0	0	1	2									
Len Barker, R Chris Chambliss, L Donnie Moore, L Pete Falcone, L Mike Jorgensen, L Jeff Dedmon, L (1, 1) (5, PH) (8, 1) (8, PH) (9, 1)					G3	4-3			F9	1	0	0	0	0	0	0									
Inning Stats	R: 0 E: 0 K: 1 S: 6	H: 1 LOB: 1 BB: 0 P: 6	R: 0 E: 0 K: 1 S: 5	H: 0 LOB: 0 BB: 0 P: 5	R: 0 E: 0 K: 0 S: 3	H: 0 LOB: 0 BB: 0 P: 3	R: 0 E: 0 K: 2 S: 7	H: 0 LOB: 0 BB: 0 P: 7	R: 0 E: 0 K: 1 S: 6	H: 1 LOB: 2 BB: 1 P: 10	R: 0 E: 0 K: 1 S: 5	H: 0 LOB: 0 BB: 0 P: 5	R: 0 E: 0 K: 0 S: 3	H: 0 LOB: 0 BB: 0 P: 3	R: 0 E: 0 K: 0 S: 5	H: 2 LOB: 2 BB: 0 P: 5		R: 0 E: 0 K: 2 S: 7	H: 0 LOB: 0 BB: 0 P: 7	1B: 4 2B: 0 3B: 0 HR: 0	SF: 0 SAC: 0 DP: 0 HBP: 0	WP: 0 PB: 0 SB: 0 CS: 0	PA: 32		
PITCHER	IP	WLS	BF	H	R	ER	SO	BB	IBB	HBP	BLK	WP	HR	S	P	ERA	WHIP								
Steve Carlton, L ERA: (1, 1)	7.0	W	24	2	0	0	6	1	0	0	1	0	0	35	39	0.00	0.429								
Bill Campbell, R ERA: (8, 1)	2.0		8	2	0	0	2	0	0	0	0	0	0	12	12	0.00	1.000								



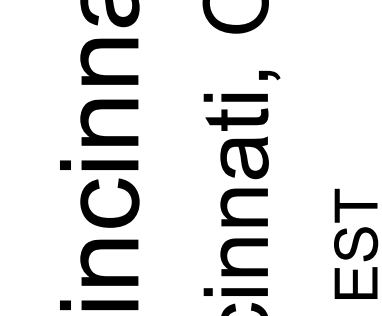
Batter	1	2	3	4	5	6	7	8	9	AB	R	H	RBI	BB	SO	LOB	TOP																			
Juan Samuel, R (1.4) OBP: 0.400, SLG: 0.308	F4	1B FC5-2 1B		4-3		F9 FC1-5 1B		F8	K	6	0	2	1	0	1	2	Philadelphia Phillies @ Cincinnati Reds Riverfront Stadium, Cincinnati, OH Fri Apr 06 1984, 6:05 PM EST Att: 12,236 - Unknown																			
John Wockenfuss, R (1.3) OBP: 0.750, SLG: 0.667 Kevin Gross, R (6.1)										3	0	2	2	1	0	2																				
Len Matuszek, L (6, PH) OBP: 0.455, SLG: 0.333	BB	BB FC5-2 1B		S		FC1-5		1B E	1B	0	0	0	0	0	0	0																				
Mike Schmidt, R (1.5) OBP: 0.333, SLG: 0.417	K	FC5-2 BB		F6		F9		E	K	6	1	1	1	0	2	7																				
Sixto Lezcano, R (1.9) Joe Lefebvre, L (6, PH) OBP: 0.200, SLG: 0.111										1	0	0	0	2	1	1																				
Glenn Wilson, R (1.7) OBP: 0.231, SLG: 0.167	F9	K								2	1	0	0	0	0	2																				
Gary Maddox, R (1.8) OBP: 0.333, SLG: 0.400		1B 1B		F6		F4				4	0	1	0	1	1	5																				
Bo Diaz, R (1.2) OBP: 0.250, SLG: 0.333		1B 1B		E5		F7		1B		5	1	2	1	0	0	1																				
Ivan De Jesus, R (1.6) OBP: 0.417, SLG: 0.417		1B 1B		F7		K		F8	S 1B	5	2	2	0	0	1	2																				
Charles Hudson, S (1.1) Greg Gross, L (6, PH) OBP: 1.000, SLG: 1.000 Al Holland, R (8.1)		K		K		FC1-5 1B		1B 1B	K	2	0	0	0	0	2	4																				
Inning Stats	R: 0 E: 0 K: 1 S: 5	H: 0 LOB: 2 BB: 2 P: 13	R: 3 E: 0 K: 2 S: 12	H: 5 LOB: 3 BB: 1 P: 16	R: 0 E: 1 K: 1 S: 6	H: 0 LOB: 1 BB: 0 P: 6	R: 0 E: 0 K: 1 S: 6	H: 1 LOB: 1 BB: 0 P: 6	R: 0 E: 0 K: 0 S: 5	H: 2 LOB: 2 BB: 0 P: 5	R: 0 E: 0 K: 1 S: 5	H: 0 LOB: 0 BB: 0 P: 5	R: 4 E: 1 K: 0 S: 9	H: 5 LOB: 2 BB: 0 P: 9	R: 1 E: 0 K: 3 S: 11	H: 2 LOB: 1 BB: 0 P: 11	1B: 15 2B: 0 3B: 0 HR: 0	SF: 0 SAC: 0 DP: 0 HBP: 0	WP: 0 PA: 48 PB: 0 CS: 3																	
PITCHER	IP	WLS	BF	H	R	ER	SO	BB	IBB	HBP	BLK	WP	HR	S	P	ERA	WHIP	PITCHER		IP	WLS	BF	H	R	ER	SO	BB	IBB	HBP	BLK	WP	HR	S	P	ERA	WHIP
Joe Price, L (1.1) ERA: 20.25	1.1	L	11	5	3	3	2	2	0	0	0	0	0	13	21	20.25	5.250																			
Mike Smith, R (2.1) ERA	1.2		7	0	0	0	2	1	0	0	0	0	0	10	14	0.00	0.600																			
Jeff Russell, R (4.1) ERA	3.0		13	3	0	0	2	1	0	0	0	0	0	16	20	0.00	1.333																			
Tom Hume, R (7.1) ERA: 5.4	1.2		8	3	3	1	1	0	0	0	0	0	0	10	10	5.40	1.800																			
Bill Scherrer, L (8.1) ERA: 3.66	1.1		9	4	2	1	3	0	0	0	0	0	0	15	15	6.75	3.000																			

Batter	1	2	3	4	5	6	7	8	9	AB	R	H	RBI	BB	SO	LOB	BOTTOM																			
Gary Redus, R (1.7) OBP: 0.286, SLG: 0.250	F8	1B		F8		5-3			F8	4	0	1	0	1	0	0	Philadelphia Phillies @ Cincinnati Reds Riverfront Stadium, Cincinnati, OH Fri Apr 06 1984, 6:05 PM EST Att: 12,236 - Unknown																			
Eddie Milner, L (1.8) OBP: 0.667, SLG: 1.000 Paul Householder, S (9, PH)	S	S		CS					F5	3	0	3	1	1	0	0																				
Dave Concepcion, R (1.6) OBP: 0.308, SLG: 0.455	F8	F6		CS	1-3				F8	5	0	0	0	0	1	5																				
Dave Parker, L (1.9) OBP: 0.167, SLG: 0.167 Bill Scherrer, L (8.1)	K			F5	4-3				K	4	0	0	0	0	2	2																				
Dan Driessen, L (1.3) OBP: 0.667, SLG: 1.000										2	2	2	0	2	0	0																				
Nick Esasky, R (1.5) OBP: 0.417, SLG: 0.800	F8			F9	2B					4	1	2	2	0	0	4																				
Ron Oester, S (1.4) OBP: 0.167, SLG: 0.091		1-3							4-3	4	0	1	1	0	0	2																				
Dann Bilardello, R (1.2) OBP: 0.400, SLG: 0.444		SH3-4 1B		F8					F7	4	1	1	0	0	0	1																				
Joe Price, R (1.1) Mike Smith, R (2.1) Jeff Russell, R (4.1) Brad Gulden, L (6, PH) Tom Hume, R (7.1) Cesar Cedenro, R (8.9)		SH3-4							F4	0	0	0	0	0	0	0																				
Inning Stats	R: 0 E: 0 K: 1 S: 6	H: 1 LOB: 3 BB: 2 P: 14	R: 1 E: 0 K: 0 S: 5	H: 2 LOB: 2 BB: 1 P: 9	R: 1 E: 0 K: 0 S: 5	H: 2 LOB: 1 BB: 0 P: 5	R: 0 E: 0 K: 0 S: 3	H: 1 LOB: 0 BB: 0 P: 3	R: 0 E: 0 K: 0 S: 3	H: 0 LOB: 0 BB: 0 P: 3	R: 0 E: 0 K: 2 S: 7	H: 1 LOB: 0 BB: 0 P: 7	R: 2 E: 0 K: 0 S: 5	H: 2 LOB: 0 BB: 0 P: 5	R: 0 E: 0 K: 0 S: 3	H: 0 LOB: 0 BB: 0 P: 3		1B: 6 2B: 4 3B: 0 HR: 1	SF: 0 SAC: 1 DP: 1 HBP: 0	WP: 0 PA: 40 PB: 0 CS: 2																
PITCHER	IP	WLS	BF	H	R	ER	SO	BB	IBB	HBP	BLK	WP	HR	S	P	ERA	WHIP	PITCHER		IP	WLS	BF	H	R	ER	SO	BB	IBB	HBP	BLK	WP	HR	S	P	ERA	WHIP
Charles Hudson, R (1.1) ERA: 3.6	5.0	W	25	7	2	2	1	3	0	0	0	0	0	23	39	3.60	2.000																			
Kevin Gross, R (6.1) ERA	2.0		6	1	0	0	2	0	0	0	0	0	0	10	10	0.00	0.500																			
Al Holland, L (8.1) ERA: 9.0	2.0		8	2	2	2	0	0	0	0	0	0	1	8	8	9.00	1.000																			

AB 44
R 8
H 15
RBI 6
BB 4
SO 10
LOB 30



AB 34
R 4
H 10
RBI 4
BB 4
SO 3
LOB 14



Batter	1	2	3	4	5	6	7	8	9	AB	R	H	RBI	BB	SO	LOB	TOP								
Juan Samuel, R OBP: 0.350, SLG: 0.278 (1, 4)	F8		F8	F8		FC5-4		F9		5	2	1	0	0	0	3	Philadelphia Phillies @ Cincinnati Reds Riverfront Stadium, Cincinnati, OH Sat Apr 07 1984, 3:33 AM EST Att: 12,516 - Unknown								
Len Matuszek, L OBP: 0.500, SLG: 0.583 (1, 3)	F7		1B	HR		1B		K		3	3	1	1	2	1	0									
Mike Schmidt, R OBP: 0.450, SLG: 0.625 (1, 5)	2B		SF9	F8		2B		HR		4	2	3	2	1	0	0									
Joe Lefebvre, L OBP: 0.400, SLG: 0.643 (1, 9)	F8		FC5	FC5-4		2B		HR		5	1	4	5	0	0	1									
Glenn Wilson, R OBP: 0.222, SLG: 0.133 (1, 7)			SF9	FC5-4		F9		E5		3	0	0	1	1	0	2									
Von Hayes, L OBP: 0.167, SLG: 0.167 (1, 8)	F9		FC5	K		F8		F7		5	0	0	0	0	1	5									
Ozzie Virgil, R OBP: 0.200, SLG: 0.400 (1, 2)	F5		F8	F8		FC5-4		G6-4-3		5	1	1	0	0	1	2									
Ivan De Jesus, R OBP: 0.375, SLG: 0.500 (1, 6)	FC4-6		FC5	K		F9		K		4	0	1	0	0	1	2									
Jerry Koosman, R (1, 1)			F4	6-3		FC5-4		F7		2	0	0	0	1	0	1									
Tim Corcoran, L (8, PH)										1	0	0	0	0	0	0									
Larry Andersen, R (8, 1)										0	0	0	0	0	0	0									
Tug McGraw, R (9, 1)										0	0	0	0	0	0	0									
Inning Stats	R: 0 E: 0 K: 0 S: 4	H: 1 LOB: 1 BB: 0 P: 4	R: 0 E: 0 K: 0 S: 3	H: 0 LOB: 1 BB: 7	R: 2 E: 0 K: 0 S: 5	H: 2 LOB: 2 BB: 13	R: 0 E: 0 K: 0 S: 4	H: 1 LOB: 1 BB: 0 P: 4	R: 1 E: 1 K: 1 S: 7	H: 2 LOB: 1 BB: 0 P: 7	R: 4 E: 0 K: 0 S: 6	H: 3 LOB: 1 BB: 2 P: 14	R: 0 E: 0 K: 2 S: 7	H: 0 LOB: 0 BB: 7	R: 0 E: 0 K: 1 S: 5	H: 0 LOB: 0 BB: 5	R: 2 E: 1 K: 0 S: 5	H: 2 LOB: 0 BB: 5	1B: 4 2B: 4 3B: 1 HR: 2	SF: 1 SAC: 0 DP: 1 HBP: 0	WP: 1 PB: 0 SB: 1 CS: 0	PA: 43			
PITCHER	IP	WLS	BF	H	R	ER	SO	BB	IBB	HBP	BLK	WP	HR	S	P	ERA	WHIP								
Frank Pastore, R ERA: 8.44 (1, 1)	5.1	L	27	7	5	5	1	4	0	0	0	1	1	25	41	8.44	2.062								
Ted Power, R ERA: 4.91 (6, 1)	1.2		8	2	2	2	2	1	0	0	0	0	0	11	15	10.80	1.800								
Mike Smith, R ERA: 4.91 (8, 1)	2.0		8	2	2	2	1	0	0	0	0	0	1	10	10	9.00	1.000								

Batter	1	2	3	4	5	6	7	8	9	AB	R	H	RBI	BB	SO	LOB	BOTTOM								
Gary Redus, R OBP: 0.316, SLG: 0.294 (1, 7)	K		SF8	WP		K		K		5	0	2	0	0	3	1	Philadelphia Phillies @ Cincinnati Reds Riverfront Stadium, Cincinnati, OH Sat Apr 07 1984, 3:33 AM EST Att: 12,516 - Unknown								
Dave Concepcion, R OBP: 0.353, SLG: 0.462 (1, 6)			SF8	1B		K		F8		2	0	1	1	1	0	2									
Tony Perez, R (1, 3)	F8		F4	F8		F8		BB		3	0	0	0	1	0	4									
Dave Parker, L OBP: 0.125, SLG: 0.125 (1, 9)	4-3			3-1		K		F9		4	0	0	0	0	1	4									
Mike Smith, R (8, 1)						K				0	0	0	0	0	0	0									
Nick Esasky, R OBP: 0.375, SLG: 0.643 (1, 5)			F4	1B		K		K		4	0	1	0	0	2	0									
Cesar Cedeno, R OBP: 0.200, SLG: 0.200 (1, 8)			4-3	F9		K		K		4	0	1	0	0	1	1									
Ron Oester, S OBP: 0.125, SLG: 0.067 (1, 4)			F3	K		F6		K		4	0	0	0	0	2	2									
Dann Bilardello, R OBP: 0.538, SLG: 0.545 (1, 2)			WP	1B		PB		BB		2	1	2	0	1	0	0									
Paul Householder, S (8, 9)			SF8	1B		SH2-4		BB		1	0	0	0	0	0	0									
Frank Pastore, R (1, 1)						SH2-4		1B		1	0	0	0	0	1	1									
Ted Power, R (6, 1)										0	0	0	0	0	0	0									
Alex Trevino, R (7, PH) (8, 2)										2	0	0	0	0	1	1									
Inning Stats	R: 0 E: 0 K: 1 S: 6	H: 1 LOB: 0 BB: 0 P: 6	R: 0 E: 0 K: 0 S: 3	H: 0 LOB: 0 BB: 0	R: 1 E: 0 K: 1 S: 7	H: 2 LOB: 1 BB: 7	R: 0 E: 0 K: 1 S: 6	H: 1 LOB: 1 BB: 0 P: 6	R: 0 E: 0 K: 2 S: 8	H: 0 LOB: 2 BB: 2 P: 13	R: 0 E: 0 K: 2 S: 8	H: 1 LOB: 1 BB: 0 P: 8	R: 0 E: 0 K: 1 S: 7	H: 2 LOB: 3 BB: 1 P: 11	R: 0 E: 0 K: 3 S: 9	H: 0 LOB: 0 BB: 9	R: 0 E: 0 K: 1 S: 5	H: 0 LOB: 0 BB: 5	1B: 7 2B: 0 3B: 0 HR: 0	SF: 1 SAC: 1 DP: 0 HBP: 0	WP: 1 PB: 1 SB: 0 CS: 0	PA: 37			
PITCHER	IP	WLS	BF	H	R	ER	SO	BB	IBB	HBP	BLK	WP	HR	S	P	ERA	WHIP								
Jerry Koosman, L ERA: 1.29 (1, 1)	7.0	W	31	7	1	1	7	3	0	0	0	0	0	42	54	1.29	1.429								
Larry Andersen, R ERA: (8, 1)	1.0		3	0	0	0	3	0	0	0	0	0	0	9	9	0.00	0.000								
Tug McGraw, L ERA: (9, 1)	1.0		3	0	0	0	1	0	0	0	0	0	0	5	5	0.00	0.000								

AB	37
R	9
H	11
RBI	9
BB	5
SO	4
LOB	16



AB	32
R	1
H	7
RBI	1
BB	3
SO	11
LOB	16



Batter	1	2	3	4	5	6	7	8	9	AB	R	H	RBI	BB	SO	LOB	TOP										
Bill Doran, S OBP: 0.148, SLG: 0.192 (1,4)	0-0 4-3		0-0 F7			0-0 L4		0-0 G3		4	0	0	0	0	0	1											
Terry Puhl, L OBP: 0.346, SLG: 0.417 (1,9)	0-0 6-3			0-0 E3		0-0 F9			0-0 BB	4	0	1	0	0	0	0											
Phil Garner, R OBP: 0.333, SLG: 0.250 (1,5)	0-0 5-3			0-0 F9			0-0 6-3		0-3 K	4	0	0	0	0	1	2											
Jose Cruz, L OBP: 0.292, SLG: 0.111 (1,7)		0-0 F8		0-3 K			0-3 K		4-0 BB	3	0	0	0	1	2	1											
Jerry Mumphy, S OBP: 0.435, SLG: 0.368 (1,8)	0-0 3-1			0-0 CS	0-0 FC5-4		0-0 FC5-4		0-0 F9	4	0	2	0	0	0	2											
Ray Knight, R OBP: 0.217, SLG: 0.304 (1,3)	0-0 F7			0-0 FC5-4	1-2		0-0 FC5-4	1-2	0-3 K	4	0	0	0	0	1	4											
Alan Ashby, S OBP: 0.190, SLG: 0.150 (1,2)			0-0 4-3		0-3 K			0-0 G1-6-3		3	0	0	0	0	1	1											
Craig Reynolds, L OBP: 0.286, SLG: 0.714 (1,6)			0-0 FC3-6	1B	0-0 4-3			0-0 HR		3	1	2	1	0	0	1											
Nolan Ryan, R OBP: 0.250, SLG: 0.500 (1,1)			0-0 FC3-6	1-2		0-0 5-3		0-3 K		3	0	0	0	0	1	1											
Frank DiPino, L (8,1)										0	0	0	0	0	0	0											
Inning Stats	R: 0 E: 0 K: 0 S: 3	H: 0 LOB: 0 BB: 0 P: 3	R: 0 E: 0 K: 0 S: 3	H: 0 LOB: 0 BB: 0 P: 3	R: 0 E: 0 K: 0 S: 4	H: 1 LOB: 1 BB: 0 P: 4	R: 0 E: 1 K: 1 S: 5	H: 0 LOB: 0 BB: 0 P: 5	R: 0 E: 0 K: 1 S: 6	H: 1 LOB: 1 BB: 0 P: 6	R: 0 E: 0 K: 1 S: 6	H: 0 LOB: 0 BB: 0 P: 3	R: 0 E: 0 K: 1 S: 6	H: 1 LOB: 1 BB: 0 P: 6	R: 1 E: 0 K: 1 S: 6	H: 1 LOB: 0 BB: 0 P: 6	R: 0 E: 0 K: 2 S: 8	H: 1 LOB: 2 BB: 1 P: 12	1B: 4 2B: 0 3B: 0 HR: 1	SF: 0 SAC: 0 DP: 0 HBP: 0	WP: 0 PB: 0 SB: 0 CS: 1	PA: 34					
PITCHER	IP	WLS	BF	H	R	ER	SO	BB	IBB	HBP	BLK	WP	HR	S	P	ERA	WHIP										
John Denny, R ERA: 2.4 (1,1)	8.0	W	29	5	1	1	4	0	0	0	0	0	1	37	37	1.12	0.625										
Al Holland, L ERA: 3.6 (9,1)	1.0	S	4	0	0	0	2	1	0	0	0	0	0	7	11	0.00	1.000										

Houston Astros @ Philadelphia Phillies
Veterans Stadium, Philadelphia, PA
Tue Apr 10 1984, 3:33 AM EST
Att: 37,236 - Unknown

AB 32
R 1
H 5
RBI 1
BB 1
SO 6
LOB 13



Batter	1	2	3	4	5	6	7	8	9	AB	R	H	RBI	BB	SO	LOB	BOTTOM											
Juan Samuel, R OBP: 0.452, SLG: 0.346 (1,4)	4-0 CS		0-0 1-2		0-3 K			4-0 1B		2	1	1	0	2	1	0												
Len Matuszek, L OBP: 0.520, SLG: 0.579 (1,3)	4-0 CS		0-3 K		0-0 1B			0-0 HR		3	1	2	0	1	1	3												
Mike Schmidt, R OBP: 0.419, SLG: 0.630 (1,5)	0-0 L6		0-0 F7		0-3 K			0-0 HR		4	1	1	3	0	1	6												
Joe Lefebvre, L OBP: 0.417, SLG: 0.524 (1,9)	0-3 K		0-3 K			0-3 K		0-3 K		4	0	0	0	0	4	5												
Glenn Wilson, R OBP: 0.214, SLG: 0.208 (1,7)		0-0 4-3		0-0 L5		0-0 F8		0-0 6-3		4	0	0	0	0	0	0												
Von Hayes, L OBP: 0.286, SLG: 0.300 (1,8)		0-3 K		4-0 BB		0-3 K		0-0 F8		3	0	0	0	1	2	0												
Bo Diaz, R OBP: 0.200, SLG: 0.300 (1,2)		0-3 K		0-0 F7			0-0 5-3			3	0	0	0	0	1	1												
Ivan De Jesus, R OBP: 0.400, SLG: 0.435 (1,6)			0-0 1B		0-0 L4		0-3 K			3	0	1	0	0	1	1												
John Denny, R OBP: 0.600, SLG: 0.600 (1,1)			0-0 1B			0-0 5-3		0-3 K		3	0	1	0	0	1	0												
Al Holland, R (9,1)										0	0	0	0	0	0	0												
Inning Stats	R: 0 E: 0 K: 1 S: 4	H: 0 LOB: 1 BB: 2 P: 12	R: 0 E: 0 K: 2 S: 7	H: 0 LOB: 0 BB: 0 P: 7	R: 0 E: 0 K: 2 S: 10	H: 3 LOB: 3 BB: 0 P: 10	R: 0 E: 0 K: 0 S: 3	H: 0 LOB: 1 BB: 1 P: 7	R: 0 E: 0 K: 2 S: 7	H: 0 LOB: 0 BB: 0 P: 7	R: 0 E: 0 K: 2 S: 7	H: 0 LOB: 0 BB: 0 P: 7	R: 0 E: 0 K: 2 S: 7	H: 0 LOB: 0 BB: 0 P: 7	R: 3 E: 0 K: 1 S: 7	H: 2 LOB: 0 BB: 1 P: 11	R: 0 E: 0 K: 2 S: 8	H: 1 LOB: 1 BB: 0 P: 8	R: 0 E: 0 K: 2 S: 7	H: 0 LOB: 0 BB: 0 P: 7	R: 0 E: 0 K: 2 S: 7	H: 0 LOB: 0 BB: 0 P: 7	R: 0 E: 0 K: 1 S: 7	H: 2 LOB: 0 BB: 1 P: 11	1B: 5 2B: 0 3B: 0 HR: 1	SF: 0 SAC: 0 DP: 0 HBP: 0	WP: 0 PB: 0 SB: 1 CS: 2	PA: 33
PITCHER	IP	WLS	BF	H	R	ER	SO	BB	IBB	HBP	BLK	WP	HR	S	P	ERA	WHIP											
Nolan Ryan, R ERA: 3.21 (1,1)	7.0	L	30	6	3	3	11	4	0	0	0	0	1	48	64	3.86	1.429											
Frank DiPino, L ERA: (8,1)	1.0		3	0	0	0	1	0	0	0	0	0	0	5	5	0.00	0.000											

Houston Astros @ Philadelphia Phillies
Veterans Stadium, Philadelphia, PA
Tue Apr 10 1984, 3:33 AM EST
Att: 37,236 - Unknown

AB 29
R 3
H 6
RBI 3
BB 4
SO 12
LOB 16



Batter	1	2	3	4	5	6	7	8	9	AB	R	H	RBI	BB	SO	LOB	TOP			
Bill Doran, S OBP: 0.161, SLG: 0.172 (1, 4)										3	0	0	0	1	1	1	Houston Astros @ Philadelphia Phillies Veterans Stadium, Philadelphia, PA Wed Apr 11 1984, 6:05 PM EST Att: 20,108 - Unknown			
Terry Puhl, L OBP: 0.333, SLG: 0.370 (1, 9)										3	1	0	0	1	0	2				
Phil Garner, R OBP: 0.231, SLG: 0.167 (1, 5)										4	1	0	0	0	1	1				
Jose Cruz, L OBP: 0.286, SLG: 0.136 (1, 7)										4	1	1	1	0	1	0				
Jerry Mumphrey, S OBP: 0.407, SLG: 0.348 (1, 8)										4	1	1	1	0	0	0				
Ray Knight, R OBP: 0.222, SLG: 0.308 (1, 3)										3	1	1	1	0	0	0				
Alan Ashby, S OBP: 0.200, SLG: 0.208 (1, 2)										4	0	1	0	0	1	1				
Craig Reynolds, L OBP: 0.273, SLG: 0.545 (1, 6)										4	1	1	0	0	0	1				
Mike Scott, R OBP: 0.500, SLG: 1.000 (1, 1)										2	0	1	2	0	0	0				
Vern Ruhle, R (4, 1)										2	0	0	0	0	1	1				
Frank DiPino, L (9, 1)										0	0	0	0	0	0	0				
Bill Dawley, R (9, 1)										0	0	0	0	0	0	0				
Dave Smith, R (9, 1)										0	0	0	0	0	0	0				
Inning Stats	R: 4 E: 2 K: 1 S: 8	H: 2 LOB: 0 BB: 1 P: 12	R: 0 E: 0 K: 0 S: 3	H: 0 LOB: 1 BB: 1 P: 7	R: 0 E: 0 K: 1 S: 5	H: 0 LOB: 0 BB: 0 P: 5	R: 2 E: 0 K: 0 S: 6	H: 3 LOB: 1 BB: 0 P: 6	R: 0 E: 0 K: 1 S: 5	H: 0 LOB: 0 BB: 0 P: 5	R: 0 E: 0 K: 0 S: 3	H: 0 LOB: 0 BB: 0 P: 3	R: 0 E: 0 K: 0 S: 3	H: 0 LOB: 0 BB: 0 P: 3	R: 0 E: 0 K: 1 S: 6	H: 1 LOB: 1 BB: 0 P: 6	1B: 4 2B: 2 3B: 0 HR: 0	SF: 1 SAC: 0 DP: 0 HBP: 0	WP: 0 PB: 0 SB: 1 CS: 0	PA: 36
PITCHER	IP WLS BF H R ER SO BB IBB HBP BLK WP HR S P ERA WHIP																			
Charles Hudson, R ERA: 5.0 (1, 1)	4.0	20	5	6	3	2	2	0	0	0	0	0	0	22	30	6.75	1.750			
Kevin Gross, R ERA: (5, 1)	2.0	6	0	0	0	2	0	0	0	0	0	0	0	10	10	0.00	0.000			
Bill Campbell, R ERA: (7, 1)	3.0	W	10	1	0	0	1	0	0	0	0	0	0	12	12	0.00	0.333			

AB	33
R	6
H	6
RBI	5
BB	2
SO	5
LOB	7



Batter	1	2	3	4	5	6	7	8	9	AB	R	H	RBI	BB	SO	LOB	BOTTOM			
Von Hayes, L OBP: 0.280, SLG: 0.375 (1, 8)										4	1	1	0	0	2	2	Houston Astros @ Philadelphia Phillies Veterans Stadium, Philadelphia, PA Wed Apr 11 1984, 6:05 PM EST Att: 20,108 - Unknown			
John Wockenfuss, R (9, FH) OBP: 0.833, SLG: 0.800										1	0	1	1	0	0	0				
Len Matuszek, L OBP: 0.483, SLG: 0.522 (1, 3)										4	0	1	1	0	2	2				
Ozzie Virgil, R (9, FH) OBP: 0.329, SLG: 1.000										1	1	1	2	0	0	0				
Mike Schmidt, R OBP: 0.417, SLG: 0.567 (1, 5)										3	1	0	0	2	1	1				
Joe Lefebvre, L OBP: 0.414, SLG: 0.520 (1, 9)										4	0	1	0	1	0	1				
Glenn Wilson, R OBP: 0.273, SLG: 0.357 (1, 7)										4	1	2	2	0	0	0				
Bo Diaz, R OBP: 0.250, SLG: 0.304 (1, 2)										3	1	1	0	1	0	2				
Luis Aguayo, R OBP: 0.500, SLG: 0.333 (1, 4)										3	1	1	0	1	0	1				
Ivan De Jesus, R OBP: 0.379, SLG: 0.407 (1, 6)										4	0	1	0	0	0	3				
Charles Hudson, S ERA: 12.71 (4, PH)										1	0	0	0	0	0	0				
Greg Gross, L OBP: 0.000, SLG: 0.000 (5, 1)										1	0	1	1	0	0	0				
Tim Corcoran, L OBP: 0.250, SLG: 0.250 (6, PH)										0	0	0	0	0	0	0				
Bill Campbell, R ERA: (7, 1)										0	0	0	0	0	0	0				
Garry Maddox, R OBP: 0.222, SLG: 0.222 (9, PH)										1	1	0	0	0	0	1				
Inning Stats	R: 1 E: 0 K: 0 S: 5	H: 3 LOB: 2 BB: 0 P: 6	R: 0 E: 0 K: 0 S: 3	H: 0 LOB: 0 BB: 0 P: 3	R: 0 E: 0 K: 1 S: 5	H: 0 LOB: 1 BB: 1 P: 9	R: 2 E: 0 K: 2 S: 10	H: 3 LOB: 2 BB: 1 P: 14	R: 0 E: 0 K: 1 S: 5	H: 0 LOB: 0 BB: 0 P: 5	R: 0 E: 0 K: 0 S: 4	H: 2 LOB: 1 BB: 0 P: 4	R: 0 E: 0 K: 1 S: 5	H: 0 LOB: 0 BB: 0 P: 3	R: 0 E: 1 K: 0 S: 5	H: 3 LOB: 2 BB: 3 P: 17	1B: 7 2B: 2 3B: 1 HR: 2	SF: 0 SAC: 0 DP: 2 HBP: 1	WP: 0 PB: 0 SB: 1 CS: 0	PA: 41
PITCHER	IP WLS BF H R ER SO BB IBB HBP BLK WP HR S P ERA WHIP																			
Mike Scott, R ERA: 12.71 (1, 1)	3.1	18	6	3	3	1	2	0	0	0	0	0	0	17	26	8.10	2.400			
Vern Ruhle, R ERA: 3.60 (4, 1)	5.0	18	2	2	2	4	1	0	0	0	0	0	0	25	29	3.60	0.600			
Frank DiPino, L ERA: (9, 1)	0.1	1	1	0	0	0	0	0	0	0	0	0	0	1	1	0.00	3.000			
Bill Dawley, R ERA: 9.0 (9, 1)	0.0	L	2	1	1	0	1	0	0	0	0	1	1	5	5	∞	∞			
Dave Smith, R ERA: (9, 1)	0.0	2	1	1	1	0	0	1	0	0	0	0	1	5	5	∞	∞			



AB	35
R	7
H	11
RBI	7
BB	5
SO	5
LOB	15



Batter	1	2	3	4	5	6	7	8	9	AB	R	H	RBI	BB	SO	LOB	TOP					
Juan Samuel, R (1, 4) OBP: 0.444, SLG: 0.367	F7		3-1 2B		E6 1-3		K		HBP	4	0	1	0	0	1	0	Philadelphia Phillies @ Montreal Expos Olympic Stadium, Montreal, QB Fri Apr 13 1984, 3:33 AM EST Att: 48,060 - Unknown					
Len Matuszek, L (1, 3) John Wockenfuss, R (9, PH) OBP: 0.714, SLG: 0.667	F7		3-1		1-3			F8	5-3	4	0	0	0	0	0	2						
Mike Schmidt, R (1, 5) OBP: 0.400, SLG: 0.529			5-3		F7			F3		4	0	1	0	0	0	2						
Joe Lefebvre, L (1, 9) OBP: 0.424, SLG: 0.481					K			F8		2	0	0	0	2	1	0						
Glenn Wilson, R (1, 7) OBP: 0.297, SLG: 0.438					K			F3		4	1	2	0	0	2	3						
Von Hayes, L (1, 8) OBP: 0.241, SLG: 0.321					5-3			F3		4	0	0	0	0	1	2						
Bo Diaz, R (1, 2) OBP: 0.286, SLG: 0.308								6-3		3	0	1	1	1	0	1						
Ivan De Jesus, R (1, 6) OBP: 0.333, SLG: 0.355					6-3			6-3		4	0	0	0	0	0	2						
Jerry Koosman, R (1, 1) Greg Gross, L (5, PH) Kevin Gross, R (5, 1) Gary Maddox, R (7, PH) Bill Campbell, R (7, 1) Larry Andersen, R (8, 1) Tim Corcoran, L (9, PH) OBP: 0.400, SLG: 0.250					K			F8		1	0	0	0	0	1	0						
Inning Stats	R: 0 E: 0 K: 1 S: 6	H: 1 LOB: 2 BB: 1 P: 10	R: 0 E: 2 K: 1 S: 5	H: 0 LOB: 0 BB: 0 P: 5	R: 0 E: 0 K: 1 S: 6	H: 1 LOB: 1 BB: 0 P: 6	R: 1 E: 0 K: 1 S: 7	H: 2 LOB: 1 BB: 0 P: 7	R: 0 E: 1 K: 0 S: 4	H: 0 LOB: 1 BB: 0 P: 4	R: 0 E: 0 K: 0 S: 4	H: 1 LOB: 0 BB: 0 P: 4	R: 0 E: 0 K: 1 S: 5	H: 0 LOB: 0 BB: 0 P: 5	R: 0 E: 0 K: 1 S: 5	H: 0 LOB: 1 BB: 1 P: 9		R: 0 E: 0 K: 0 S: 3	H: 0 LOB: 3 BB: 2 P: 12	1B: 2 2B: 3 3B: 0 HR: 0	SF: 0 SAC: 0 DP: 0 HBP: 1	WP: 0 PB: 0 SB: 0 CS: 0
PITCHER	IP WLS BF H R ER SO BB IBB HBP BLK WP HR S P ERA WHIP																					
Charlie Lea, R (1, 1) ERA: 2.53	8.2 W 37 5 1 1 6 4 0 0 1 0 0 0 44 61 1.04 1.038																					
Gary Lucas, L (9, 1) ERA: 6.35	0.1 S 1 0 0 0 0 0 0 0 0 0 0 0 1 1 0.00 0.000																					

Batter	1	2	3	4	5	6	7	8	9	AB	R	H	RBI	BB	SO	LOB	BOTTOM			
Pete Rose, S (1, 7) Derrel Thomas, S (9, 7) OBP: 0.372, SLG: 0.378	4-3	E1 BB 1B		1B 2B				6-3		4	1	1	0	1	0	1	Philadelphia Phillies @ Montreal Expos Olympic Stadium, Montreal, QB Fri Apr 13 1984, 3:33 AM EST Att: 48,060 - Unknown			
Bryan Little, S (1, 4) OBP: 0.465, SLG: 0.538				6-3				F9		4	0	2	1	1	0	2				
Tim Raines, S (1, 8) OBP: 0.512, SLG: 0.611								4-3		4	0	1	2	1	2	3				
Andre Dawson, R (1, 9) Jim Wohlford, R (9, 9) OBP: 0.324, SLG: 0.424										3	1	1	0	1	0	4				
Gary Carter, R (1, 3) OBP: 0.439, SLG: 0.595	FC6-4			K				F9		4	0	1	1	0	1	2				
Tim Wallach, R (1, 5) OBP: 0.350, SLG: 0.541								K		4	0	3	0	0	1	0				
Bobby Ramos, R (1, 2) OBP: 0.111, SLG: 0.111								F9		4	1	0	0	0	1	4				
Angel Salazar, R (1, 6) OBP: 0.194, SLG: 0.200								1-3		4	0	0	0	0	1	4				
Charlie Lea, R (1, 1) Gary Lucas, L (9, 1)								1-3		3	2	0	0	1	1	2				
Inning Stats	R: 0 E: 0 K: 1 S: 6	H: 1 LOB: 2 BB: 1 P: 10	R: 2 E: 2 K: 0 S: 7	H: 2 LOB: 3 BB: 1 P: 11	R: 0 E: 0 K: 1 S: 6	H: 1 LOB: 1 BB: 0 P: 6	R: 2 E: 0 K: 0 S: 4	H: 2 LOB: 0 BB: 1 P: 8	R: 0 E: 0 K: 1 S: 5	H: 0 LOB: 0 BB: 0 P: 5	R: 0 E: 0 K: 0 S: 3	H: 0 LOB: 2 BB: 2 P: 11	R: 1 E: 0 K: 3 S: 12	H: 3 LOB: 0 BB: 0 P: 12	R: 0 E: 0 K: 1 S: 5	H: 0 LOB: 0 BB: 0 P: 5		1B: 6 2B: 2 3B: 1 HR: 0	SF: 0 SAC: 0 DP: 1 HBP: 0	WP: 0 PB: 0 SB: 0 CS: 0
PITCHER	IP WLS BF H R ER SO BB IBB HBP BLK WP HR S P ERA WHIP																			
Jerry Koosman, L (1, 1) ERA: 2.45	4.0 L 22 6 4 2 2 2 3 0 0 0 0 0 0 23 35 4.50 2.250																			
Kevin Gross, R (5, 1) ERA	2.0 8 0 0 0 1 2 0 0 0 0 0 0 8 16 0.00 1.000																			
Bill Campbell, R (7, 1) ERA: 1.13	1.0 6 3 1 1 3 0 0 0 0 0 0 0 12 12 9.00 3.000																			
Larry Andersen, R (8, 1) ERA: 3.38	1.0 3 0 0 0 1 0 0 0 0 0 0 0 5 5 0.00 0.000																			



Batter	1	2	3	4	5	6	7	8	9	AB R H RBI BB SO LOB	TOP						
Juan Samuel, R (1.4) OBP: 0.439, SLG: 0.412	G1-4-3		K		FC5-4		FC5-2 3B		S BB	4 0 1 1 1 1 2	Philadelphia Phillies @ Montreal Expos Olympic Stadium, Montreal, QB Sat Apr 14 1984, 3:33 AM EST Att: 17,030 - Unknown AB 36 R 4 H 11 RBI 4 BB 5 SO 3 LOB 17 						
Len Matuszek, L (1.3) OBP: 0.368, SLG: 0.375	F3		4-3			1-3	G1-4-3		S BB	5 0 0 0 0 1 2							
Mike Schmidt, R (1.5) OBP: 0.422, SLG: 0.605				3-1		HR	FC5 FC5-2 IBB		S BB	4 1 2 1 1 0 1							
Joe Lefebvre, L (1.9) OBP: 0.417, SLG: 0.500 Sixto Lezcano, R (7. PH) Greg Gross, L (7. PH) OBP: 0.625, SLG: 0.571	F8			F1		5-3 3B 2B	FC5-2		S BB	3 1 1 0 0 0 1 0 0 0 0 0 0 0 1 0 0 0 1 0 2							
Glenn Wilson, R (1.7) OBP: 0.268, SLG: 0.389 Tim Corcoran, L (9. PH) Garry Maddox, R (9.8) OBP: 0.200, SLG: 0.222		K		6-3		5-3	FC5		S BB	4 0 0 0 0 1 3 1 0 0 0 0 0 2 0 0 0 0 0 0 0							
Von Hayes, L (1.8) OBP: 0.273, SLG: 0.406		6-3				CS 1B	1B 3B		S BB	4 1 2 1 0 0 0							
Bo Diaz, R (1.2) OBP: 0.375, SLG: 0.379						1B 1B	1B 1B		S BB	3 0 3 1 1 0 0							
Ivan De Jesus, R (1.6) OBP: 0.333, SLG: 0.353 Larry Andersen, R (6.1) Al Holland, R (8.1)	F3					1B 1B	F4		S BB	3 0 1 0 0 0 2 1 0 0 0 0 0 1 0 0 0 0 0 0 0							
Steve Carlton, L (1.1) OBP: 0.167, SLG: 0.167 Kiko Garcia, R (6.6)			3-1			1-3 2H 1B	FC5-4 1B		S BB	2 0 1 0 0 0 0 1 1 0 0 1 0 1							
Inning Stats	R: 0 H: 1 E: 0 LOB: 1 K: 0 BB: 0 S: 4 P: 4	R: 0 H: 1 E: 0 LOB: 1 K: 1 BB: 0 S: 6 P: 6	R: 0 H: 0 E: 0 LOB: 0 K: 1 BB: 0 S: 5 P: 5	R: 0 H: 0 E: 0 LOB: 0 K: 0 BB: 0 S: 3 P: 3	R: 0 H: 4 E: 0 LOB: 2 K: 0 BB: 0 S: 5 P: 5	R: 3 H: 4 E: 0 LOB: 1 K: 0 BB: 0 S: 7 P: 7	R: 1 H: 1 E: 0 LOB: 2 K: 0 BB: 2 S: 4 P: 12	R: 0 H: 0 E: 0 LOB: 1 K: 0 BB: 1 S: 3 P: 7	R: 0 H: 0 E: 0 LOB: 2 K: 1 BB: 2 S: 5 P: 13	1B: 7 SF: 0 2B: 1 SAC: 0 3B: 2 DP: 0 HR: 1 HBP: 0		WP: 0 PA: 41 PB: 0 SB: 1 CS: 1					
PITCHER	IP WLS BF H R ER SO BB IBB HBP BLK WP HR S P ERA WHIP																
Bill Gullickson, R (1.1) ERA: 6.75	5.2	25	10	3	3	2	0	0	0	0	0	0	1	29	29	4.76	1.765
Greg Harris, R (6.1) ERA: 3.18	0.1	1	0	0	0	0	0	0	0	0	0	0	0	1	1	0.00	0.000
Dan Schatzeder, L (7.1) ERA: 6.0	0.1	L	4	1	1	0	1	1	0	0	0	0	0	2	10	27.00	6.000
Andy McGaffigan, R (7.1) ERA: 2.7	1.2	6	0	0	0	0	1	0	0	0	0	0	0	5	9	0.00	0.600
Jeff Reardon, R (9.1) ERA:	1.0	5	0	0	0	1	1	1	0	0	0	0	0	5	13	0.00	1.000
Batter	1	2	3	4	5	6	7	8	9	AB R H RBI BB SO LOB	BOTTOM						
Pete Rose, S (1.7) OBP: 0.396, SLG: 0.390	5-3		FC5-4 1B			1B	FC4 BB		F9	4 0 2 0 1 0 0	Philadelphia Phillies @ Montreal Expos Olympic Stadium, Montreal, QB Sat Apr 14 1984, 3:33 AM EST Att: 17,030 - Unknown AB 33 R 3 H 8 RBI 3 BB 5 SO 6 LOB 14 						
Bryan Little, S (1.4) OBP: 0.417, SLG: 0.477	F2		FC5-4 1B		F5	FC4			F7	5 0 0 0 0 0 5							
Tim Raines, S (1.8) OBP: 0.458, SLG: 0.537	F3		K			F3	F7		F9	5 0 0 0 0 1 1							
Andre Dawson, R (1.9) OBP: 0.317, SLG: 0.432		F9		F7		HR 2B	K			4 1 1 0 0 1 0							
Gary Carter, R (1.3) OBP: 0.422, SLG: 0.550		6-3		6-3		HR BB	K			3 1 0 0 1 1 0							
Tim Lincecum, R (1.5) OBP: 0.409, SLG: 0.650 Miguel Dilone, S (8. PR) Jeff Reardon, R (9.1)		BB BB				HR		S SH2-4 1B		3 1 3 3 1 0 0 0 0 0 0 0 0 0 0 0 0 0 0 0 0							
Bobby Ramos, R (1.2) OBP: 0.250, SLG: 0.100		BB BB		K		HR	FC2-4 BB		SH2-4	1 0 0 0 2 1 1							
Angel Salazar, R (1.6) OBP: 0.171, SLG: 0.176					F8	FC2-4 BB 1B			K	4 0 0 0 0 1 5							
Bill Gullickson, R (1.1) OBP: 0.268, SLG: 0.389 Greg Harris, S (6.1) Jim Wohlford, R (6. PH) Dan Schatzeder, L (7.1) Andy McGaffigan, R (7.1) Chris Speier, R (8. PH) OBP: 0.500, SLG: 0.500						K	BB 1B		F3	2 0 1 0 0 1 0 0 0 0 0 0 0 0 1 0 1 0 0 0 0 0 0 0 0 0 0 0 0 0 0 0 0 0 0 1 0 0 0 0 0 2							
Inning Stats	R: 0 H: 0 E: 0 LOB: 0 K: 0 BB: 0 S: 3 P: 3	R: 0 H: 0 E: 0 LOB: 2 K: 0 BB: 2 S: 3 P: 11	R: 0 H: 2 E: 1 LOB: 1 K: 1 BB: 0 S: 6 P: 6	R: 0 H: 1 E: 0 LOB: 1 K: 1 BB: 0 S: 6 P: 6	R: 0 H: 1 E: 0 LOB: 1 K: 1 BB: 0 S: 6 P: 6	R: 3 H: 3 E: 0 LOB: 3 K: 0 BB: 3 S: 6 P: 18	R: 0 H: 0 E: 0 LOB: 0 K: 2 BB: 0 S: 7 P: 7	R: 0 H: 1 E: 0 LOB: 2 K: 1 BB: 0 S: 6 P: 6	R: 0 H: 0 E: 0 LOB: 0 K: 0 BB: 0 S: 3 P: 3	1B: 6 SF: 0 2B: 1 SAC: 1 3B: 0 DP: 0 HR: 1 HBP: 0		WP: 0 PA: 39 PB: 0 SB: 1 CS: 1					
PITCHER	IP WLS BF H R ER SO BB IBB HBP BLK WP HR S P ERA WHIP																
Steve Carlton, L (1.1) ERA: 2.89	5.2	27	7	3	3	3	4	0	0	0	0	0	1	29	45	4.76	1.941
Larry Andersen, R (6.1) ERA: 2.25	1.1	W	6	1	0	0	1	0	0	0	0	0	0	9	13	0.00	1.500
Al Holland, L (8.1) ERA: 2.57	2.0	S	6	0	0	0	1	0	0	0	0	0	0	8	8	0.00	0.000

Batter	1	2	3	4	5	6	7	8	9	AB	R	H	RBI	BB	SO	LOB	TOP					
Juan Samuel, R (1,4) OBP: 0.413, SLG: 0.368	5-3		F9		E5		F9	BB		4	0	0	0	1	0	1	Philadelphia Phillies @ Pittsburgh Pirates Three Rivers Stadium, Pittsburgh, PA Tue Apr 17 1984, 3:33 AM EST Att: 34,114 - Unknown					
John Wockenfuss, R (1,3) OBP: 0.636, SLG: 0.556 Len Matuszek, L (7,3) OBP: 0.359, SLG: 0.364	WP BB 1B		F9		5-3		BB	BB		3	0	1	0	1	0	1						
Mike Schmidt, R (1,5) OBP: 0.400, SLG: 0.628	F9			F7		HR	F8		F7	5	1	1	1	0	0	3						
Sixto Lezcano, R (1,9) OBP: 0.400, SLG: 0.143	WP BB 1-2			2B 1B		E6		K	6-3	4	1	1	0	1	1	0						
Glenn Wilson, R (1,7) OBP: 0.261, SLG: 0.390	6-3			1-1 2B		K		6-3	6-3	5	0	1	1	0	1	3						
Gary Maddox, R (1,8) OBP: 0.286, SLG: 0.250		4-0 BB		F9		F9		E 2B 1B		3	1	1	0	1	0	2						
Bo Diaz, R (1,2) OBP: 0.361, SLG: 0.394		G6-3		1-2	G4-1		F8		1-1 1B 2B	4	1	1	1	0	0	3						
Ivan De Jesus, R (1,6) OBP: 0.350, SLG: 0.351			F7		F7		F9 SH1-4 1B	BB 1B IBB		3	0	1	0	1	0	0						
Charles Hudson, S (1,1) Joe Lefebvre, L (8,PH) Al Holland, R (8,1)							SH1-4	BB 1B		2	0	0	0	0	2	0						
Inning Stats	R: 0 E: 0 K: 0 S: 4	H: 1 LOB: 2 BB: 1 P: 8	R: 0 E: 0 K: 0 S: 2	H: 0 LOB: 0 BB: 1 P: 6	R: 0 E: 0 K: 1 S: 5	H: 0 LOB: 0 BB: 0 P: 5	R: 1 E: 0 K: 0 S: 5	H: 2 LOB: 1 BB: 0 P: 5	R: 0 E: 1 K: 1 S: 6	H: 0 LOB: 1 BB: 0 P: 6	R: 1 E: 1 K: 1 S: 7	H: 1 LOB: 1 BB: 0 P: 7	R: 0 E: 0 K: 0 S: 4	H: 1 LOB: 2 BB: 1 P: 8	R: 2 E: 1 K: 2 S: 10	H: 3 LOB: 3 BB: 2 P: 18	R: 0 E: 0 K: 0 S: 3	H: 0 LOB: 0 BB: 0 P: 3	1B: 5 2B: 2 3B: 0 HR: 1	SF: 0 SAC: 1 DP: 1 HBP: 0	WP: 1 PB: 0 SB: 0 CS: 0	PA: 41
PITCHER	IP	WLS	BF	H	R	ER	SO	BB	IBB	HBP	BLK	WP	HR	S	P	ERA	WHIP					
John Tudor, L (1,1) ERA: 1.69	6.2	L	29	5	2	2	3	3	0	0	0	1	1	32	44	2.70	1.200					
Lee Tunnell, R (7,1) ERA: 3.12	1.0		8	3	2	2	1	1	1	0	0	0	0	8	16	18.00	4.000					
Chris Green, L (8,1) ERA:	0.1		1	0	0	0	1	0	0	0	0	0	0	3	3	0.00	0.000					
Kent Tekulve, R (9,1) ERA:	1.0		3	0	0	0	0	0	0	0	0	0	0	3	3	0.00	0.000					

Batter	1	2	3	4	5	6	7	8	9	AB	R	H	RBI	BB	SO	LOB	BOTTOM				
Marvell Wynne, L (1,8) OBP: 0.388, SLG: 0.467	K		F7		L6			BB		3	0	0	0	1	1	3	Philadelphia Phillies @ Pittsburgh Pirates Three Rivers Stadium, Pittsburgh, PA Tue Apr 17 1984, 3:33 AM EST Att: 34,114 - Unknown				
Johnny Ray, S (1,4) OBP: 0.391, SLG: 0.405	F8		P5		4-3			F2		4	0	0	0	0	0	2					
Jim Morrison, R (1,5) OBP: 0.125, SLG: 0.125			P4		E6		3-6	L6		4	0	1	0	0	0	1					
Jason Thompson, L (1,3) OBP: 0.340, SLG: 0.405	P4		6-3		3-6		1-2		K	4	0	0	0	0	1	2					
Tony Peña, R (1,2) OBP: 0.256, SLG: 0.421				P4		5-3		P6		4	1	1	1	0	0	0					
Amos Otis, R (1,7) OBP: 0.231, SLG: 0.212		5-3		K			F7		F7	4	0	0	0	0	1	0					
Doug Frobel, L (1,9) OBP: 0.188, SLG: 0.419		F8		F8			3-1			3	0	0	0	0	0	0					
Dale Berra, R (1,6) OBP: 0.308, SLG: 0.297				1B 1B		4-0 SH1-4 BB		F9		2	0	1	0	1	0	0					
John Tudor, L (1,1) OBP: 0.333, SLG: 0.333 Lee Tunnell, R (7,1) Chris Green, L (8,1) Lee Lacy, R (8,PH) Kent Tekulve, R (9,1)					SH1-4			F8		1	0	1	0	0	0	0					
Inning Stats	R: 0 E: 0 K: 1 S: 6	H: 1 LOB: 1 BB: 0 P: 6	R: 1 E: 0 K: 0 S: 6	H: 3 LOB: 2 BB: 0 P: 6	R: 0 E: 0 K: 0 S: 3	H: 0 LOB: 0 BB: 0 P: 3	R: 0 E: 0 K: 1 S: 5	H: 0 LOB: 0 BB: 0 P: 5	R: 0 E: 0 K: 0 S: 3	H: 0 LOB: 1 BB: 1 P: 7	R: 0 E: 1 K: 0 S: 3	H: 0 LOB: 0 BB: 0 P: 3	R: 0 E: 0 K: 0 S: 3	H: 0 LOB: 1 BB: 1 P: 7	R: 0 E: 0 K: 1 S: 5	H: 0 LOB: 0 BB: 0 P: 5	1B: 3 2B: 1 3B: 0 HR: 1	SF: 0 SAC: 1 DP: 1 HBP: 0	WP: 0 PB: 0 SB: 0 CS: 0	PA: 33	
PITCHER	IP	WLS	BF	H	R	ER	SO	BB	IBB	HBP	BLK	WP	HR	S	P	ERA	WHIP				
Charles Hudson, R (1,1) ERA: 3.38	7.0	W	26	4	1	1	2	1	0	0	0	0	0	29	33	1.29	0.714				
Al Holland, L (8,1) ERA: 2.0	2.0	S	7	0	0	0	1	1	0	0	0	0	0	8	12	0.00	0.500				

Batter	1	2	3	4	5	6	7	8	9	AB	R	H	RBI	BB	SO	LOB	TOP
Juan Samuel, R OBP: 0.373, SLG: 0.326										5	0	0	0	0	2	4	Philadelphia Phillies @ Pittsburgh Pirates Three Rivers Stadium, Pittsburgh, PA Wed Apr 18 1984, 3:33 AM EST Att: 2,752 - Unknown
John Wockenfuss, R OBP: 0.625, SLG: 0.692										4	1	2	0	1	0	0	
Mike Schmidt, R OBP: 0.389, SLG: 0.596										4	0	1	1	0	1	2	
Sixto Lezcano, R OBP: 0.357, SLG: 0.182										4	0	1	0	0	1	2	
Glenn Wilson, R OBP: 0.260, SLG: 0.378										4	0	1	0	0	3	4	
Gary Maddox, R OBP: 0.333, SLG: 0.500										4	2	2	1	0	1	1	
Bo Diaz, R OBP: 0.375, SLG: 0.417										3	0	1	1	1	0	0	
Ivan De Jesus, R OBP: 0.341, SLG: 0.341										4	0	1	0	0	0	2	
Jerry Koonsman, R Luis Aguayo, R Kevin Gross, R Joe Lefebvre, L Bill Campbell, R Tug McGraw, R Greg Gross, R										1	0	0	0	0	0	0	
Inning Stats	R: 1 E: 0 K: 3 S: 11	H: 2 LOB: 1 BB: 0 P: 11	R: 0 E: 0 K: 0 S: 4	H: 1 LOB: 2 BB: 1 P: 4	R: 1 E: 0 K: 1 S: 6	H: 2 LOB: 1 BB: 0 P: 7	R: 0 E: 0 K: 0 S: 3	H: 2 LOB: 3 BB: 1 P: 9	R: 0 E: 0 K: 1 S: 8	H: 1 LOB: 1 BB: 0 P: 8	R: 0 E: 0 K: 1 S: 5	H: 0 LOB: 0 BB: 0 P: 5	R: 0 E: 0 K: 0 S: 3	H: 0 LOB: 0 BB: 0 P: 3	1B: 7 2B: 1 3B: 1 HR: 1	SF: 0 SAC: 0 DP: 0 HBP: 0	
PITCHER	IP WLS BF H R ER SO BB IBB HBP BLK WP HR S P ERA WHIP																
John Candelaria, L ERA: 1.96	(1, 1) 5.1 W 25 8 3 3 5 2 0 0 0 0 0 1 33 41 5.06 1.875																
Don Robinson, R ERA:	(6, 1) 3.2 S 13 2 0 0 3 0 0 0 0 0 0 0 19 19 0.00 0.545																

Batter	1	2	3	4	5	6	7	8	9	AB	R	H	RBI	BB	SO	LOB	BOTTOM		
Marvell Wynne, L OBP: 0.396, SLG: 0.458										3	1	1	0	1	0	0	Philadelphia Phillies @ Pittsburgh Pirates Three Rivers Stadium, Pittsburgh, PA Wed Apr 18 1984, 3:33 AM EST Att: 2,752 - Unknown		
Lee Lacy, R OBP: 0.444, SLG: 0.438										4	2	2	0	0	1				
Bill Madlock, R OBP: 0.233, SLG: 0.175										4	1	2	2	0	0				
Jim Morrison, R OBP: 0.125, SLG: 0.125										0	0	0	0	0	0				
Jason Thompson, L OBP: 0.373, SLG: 0.435										4	1	3	1	0	0				
Tony Peña, R OBP: 0.279, SLG: 0.500										4	1	2	2	0	1				
Amos Otis, R OBP: 0.205, SLG: 0.194										3	0	0	1	0	1				
Johnny Ray, S OBP: 0.380, SLG: 0.391										4	0	1	0	0	0				
Dale Berra, R OBP: 0.279, SLG: 0.268										4	0	0	0	0	1				
John Candelaria, L OBP: 0.167, SLG: 0.333										2	0	0	0	0	1				
Don Robinson, R ERA:	(6, 1) 3.0 L 17 8 5 5 1 1 0 0 0 0 0 0 0 8 8 4.50 1.000																		
Inning Stats	R: 3 E: 0 K: 0 S: 7	H: 4 LOB: 2 BB: 1 P: 11	R: 0 E: 0 K: 1 S: 5	H: 1 LOB: 0 BB: 0 P: 5	R: 2 E: 0 K: 0 S: 6	H: 3 LOB: 1 BB: 0 P: 6	R: 1 E: 1 K: 0 S: 5	H: 2 LOB: 1 BB: 0 P: 5	R: 0 E: 0 K: 0 S: 3	H: 0 LOB: 0 BB: 0 P: 3	R: 0 E: 0 K: 1 S: 5	H: 0 LOB: 0 BB: 0 P: 5	R: 0 E: 0 K: 2 S: 9	H: 1 LOB: 2 BB: 0 P: 9	R: 0 E: 0 K: 1 S: 5	H: 0 LOB: 0 BB: 0 P: 5	1B: 9 2B: 1 3B: 0 HR: 1	SF: 1 SAC: 0 DP: 0 HBP: 0	WP: 1 PA: 36 PB: 0 SB: 1 CS: 1
PITCHER	IP WLS BF H R ER SO BB IBB HBP BLK WP HR S P ERA WHIP																		
Jerry Koonsman, L ERA: 5.14	(1, 1) 3.0 L 17 8 5 5 1 1 0 0 0 0 0 0 0 8 8 4.50 1.000																		
Kevin Gross, R ERA: 1.13	(4, 1) 2.0 8 2 1 1 0 0 0 0 0 0 0 0 8 8 4.50 1.000																		
Bill Campbell, R ERA: 0.9	(6, 1) 2.0 8 1 0 0 3 0 0 0 0 0 1 0 14 14 0.00 0.500																		
Tug McGraw, L ERA: 3.0	(8, 1) 1.0 3 0 0 0 1 0 0 0 0 0 0 0 5 5 0.00 0.000																		

Batter	1	2	3	4	5	6	7	8	9	10	AB	R	H	RBI	BB	SO	LOB	TOP
Ron Gardenhire, R OBP: 0.270, SLG: 0.235 (1.4)	FC1-6 BB 4-0		F8 1		F9 2-3			K 0-3		4-3 2	4	0	0	0	1	1	1	
José Oquendo, S OBP: 0.225, SLG: 0.139 (1.6)	FC1-6 4-3 1-2f		G1-5-3 2		F3 3			K 0-3		1B BB 4-0	4	1	0	0	1	1	2	
Keith Hernandez, L OBP: 0.321, SLG: 0.308 (1.3)	4-3 1-2		1B 3			5-3 1		2B 0-0		1B BLK 1-2 1B 0-0	5	1	3	0	0	0	1	
George Foster, R OBP: 0.291, SLG: 0.528 (1.7)	6-3 3		1B 0-0		L6 2			IBB 4-0		BLK 1B 1-3 2-H 1B 0-0	4	0	2	1	1	0	1	
Daryl Strawberry, L OBP: 0.394, SLG: 0.531 (1.9)	S S 1B 0-0		F8 1		F8 4-0			3-1 0-0		F7 1-2 3-H 0-0	4	0	1	0	1	0	4	
Mookie Wilson, S OBP: 0.289, SLG: 0.295 (1.8)	6-3 1-2		F7 2		F7 0-0			K 0-3		6-3 1	4	0	0	0	0	1	3	
Hubie Brooks, R OBP: 0.340, SLG: 0.468 (1.5)	L4 2-3		F8 3					F9 0-0		4-3 2	4	0	0	0	0	0	2	
Junior Ortiz, R OBP: 0.235, SLG: 0.188 (1.2)	L3 3				F9 SH1-4 1B 0-0			F9 2		K 0-3	4	0	1	0	0	1	1	
Tim Leary, R OBP: 0.400, SLG: 1.000 Doug Sisk, R OBP: 0.333, SLG: 0.333 Mike Fitzgerald, R OBP: 0.400, SLG: 0.250 Jesse Orosco, R OBP: 0.400, SLG: 0.250 (8.1)			SH1-4 1-2					6-3 3		L4 0-0	2	1	1	1	0	0	0	
Inning Stats	R: 0 E: 0 K: 0 S: 3	H: 0 LOB: 1 BB: 1 P: 7	R: 0 E: 0 K: 0 S: 4	H: 1 LOB: 1 BB: 0 P: 4	R: 1 E: 0 K: 0 S: 4	H: 2 LOB: 1 BB: 0 P: 4	R: 0 E: 0 K: 0 S: 5	H: 0 LOB: 1 BB: 1 P: 9	R: 0 E: 0 K: 2 S: 8	H: 1 LOB: 2 BB: 1 P: 12	R: 0 E: 0 K: 1 S: 5	H: 0 LOB: 0 BB: 0 P: 5	R: 2 E: 0 K: 0 S: 5	H: 2 LOB: 1 BB: 1 P: 9	1B: 6 2B: 1 3B: 0 HR: 1	SF: 0 SAC: 1 DP: 0 HBP: 0	WP: 0 PA: 41	
PITCHER	IP 9.0	WLS 35	H 6	R 1	ER 1	SO 4	BB 2	IBB 0	HBP 0	BLK 0	WP 0	HR 1	S 40	P 52	ERA 1.00	WHIP 0.889		
Steve Carlton, L ERA: 2.28 Al Holland, L ERA: 3.6 (10.1)	1.0	L	6	2	2	2	0	1	0	0	1	0	0	5	9	18.00	3.000	

New York Mets @ Philadelphia Phillies
Veterans Stadium, Philadelphia, PA
Fri Apr 20 1984, 6:05 PM EST
Att: 24,096 - Unknown

AB 36
R 3
H 8
RBI 2
BB 4
SO 4
LOB 15



Batter	1	2	3	4	5	6	7	8	9	10	AB	R	H	RBI	BB	SO	LOB	BOTTOM			
Juan Samuel, R OBP: 0.375, SLG: 0.354 (1.4)	1B SF8 1B 0-0		F9 2		2B 0-0		1-3 3			K 0-3	5	1	2	0	0	1	1				
Len Matuszek, L OBP: 0.349, SLG: 0.351 Gary Maddox, R OBP: 0.316, SLG: 0.471 (10. PH)	G6-4-3 1B 1-3		6-3 3		K 0-3			1-3 1		K 0-3	4	0	1	0	0	1	1				
Mike Schmidt, R OBP: 0.373, SLG: 0.588 (1.5)	SF8 3-H				F7 1			4-3 2		K 0-3	4	0	1	1	0	1	0				
Joe Lefebvre, L OBP: 0.452, SLG: 0.514 (1.9)	G6-4-3 1-2f				FC6-4 1B 0-0			4-3 2		G6-3 IBB 4-0	3	0	1	0	1	0	1				
Glenn Wilson, R OBP: 0.294, SLG: 0.362 Greg Gross, L OBP: 0.500, SLG: 0.444 (9.7)		K 0-3		FC6-4 1B 1-2f				BLK BB 0-0		G6-3 1-2f	2	0	0	0	1	1	1				
Von Hayes, L OBP: 0.297, SLG: 0.444 (1.8)		E5 S		1B 1-2				4-3 3		S 2B 0-0	4	0	2	0	0	0	1				
Bo Diaz, R OBP: 0.341, SLG: 0.375 (1.2)	F8 1-2		F5 3					6-3 1		F7 1	4	0	0	0	0	0	4				
Ivan De Jesus, R OBP: 0.340, SLG: 0.341 Tim Corcoran, L OBP: 0.429, SLG: 0.200 Luis Aguayo, R OBP: 0.400, SLG: 0.250 (10.6)					K 0-3			6-3 1B 0-0		G6-3 IBB 4-0	3	0	1	0	0	2	1				
Steve Carlton, L OBP: 0.111, SLG: 0.111 John Wockenfuss, R OBP: 0.588, SLG: 0.643 Al Holland, R OBP: 0.400, SLG: 0.250 (10.1)			F9 1		F7 2			6-3 1-2		G6-3 1-2f 2-3 0-0	3	0	0	0	0	0	1				
Inning Stats	R: 1 E: 0 K: 0 S: 4	H: 2 LOB: 0 BB: 0 P: 4	R: 0 E: 1 K: 2 S: 8	H: 0 LOB: 1 BB: 0 P: 8	R: 0 E: 0 K: 0 S: 3	H: 0 LOB: 0 BB: 0 P: 3	R: 0 E: 0 K: 0 S: 5	H: 2 LOB: 2 BB: 0 P: 5	R: 0 E: 0 K: 2 S: 8	H: 1 LOB: 1 BB: 1 P: 8	R: 0 E: 0 K: 0 S: 3	H: 0 LOB: 1 BB: 0 P: 7	R: 0 E: 0 K: 0 S: 4	H: 1 LOB: 1 BB: 0 P: 4	R: 0 E: 0 K: 0 S: 3	H: 1 LOB: 1 BB: 1 P: 7	R: 0 E: 0 K: 0 S: 3	H: 1 LOB: 2 BB: 1 P: 7	1B: 5 2B: 3 3B: 0 HR: 0	SF: 1 SAC: 0 DP: 3 HBP: 0	WP: 0 PA: 39
PITCHER	IP 7.1	WLS 31	H 7	R 1	ER 1	SO 4	BB 1	IBB 0	HBP 0	BLK 1	WP 0	HR 0	S 37	P 45	ERA 1.23	WHIP 1.091					
Tim Leary, R ERA: 1.88 Doug Sisk, R ERA: 0.600 Jesse Orosco, L ERA: 0.000 (8.1)	1.2	W	5	1	0	0	0	1	0	0	0	0	4	8	0.00	0.600					
1.0	S	3	0	0	0	3	0	0	0	0	0	0	9	9	0.00	0.000					

New York Mets @ Philadelphia Phillies
Veterans Stadium, Philadelphia, PA
Fri Apr 20 1984, 6:05 PM EST
Att: 24,096 - Unknown

AB 35
R 1
H 8
RBI 1
BB 3
SO 7
LOB 15



Batter	1	2	3	4	5	6	7	8	9	AB	R	H	RBI	BB	SO	LOB	TOP			
Wally Backman, S (1,4) OBP: 0.390, SLG: 0.389	0-0 4-3		0-3 K		0-0 3-1			0-0 F8		4	0	0	0	0	1	2				
José Oquendo, S (1,6) OBP: 0.205, SLG: 0.125 Dick Tidrow, R (8,1)	0-0 F9		0-0 6-3		0-3 K			0-0 2-3		4	0	0	1	0	1	1				
Keith Hernandez, L (1,3) OBP: 0.317, SLG: 0.291	0-0 4-3		3-H 4-0 BB		0-0 3-1			0-0 F8		3	0	0	0	1	0	0				
George Foster, R (1,7) OBP: 0.271, SLG: 0.491		0-0 6-3	0-3 K		0-0 F9			0-0 1-3		4	0	0	0	0	1	2				
Darryl Strawberry, L (1,9) OBP: 0.356, SLG: 0.509		0-3 K		0-0 F8			0-0 1-3		4	0	1	0	0	1	0					
Mookie Wilson, S (1,8) OBP: 0.327, SLG: 0.375		0-0 S 1B		0-0 6-3 3B			0-3 K2-3		4	1	3	0	0	1	0					
Hubie Brooks, R (1,5) OBP: 0.333, SLG: 0.451		0-3 K		0-0 6-3			0-0 L4		4	0	1	1	0	1	1					
Junior Ortiz, R (1,2) OBP: 0.250, SLG: 0.167			4-0 PB 6-3 BB		0-0 6-3			0-0 4-3		2	1	0	0	1	0	0				
Mike Torrez, R (1,1) Ed Lynch, R (2,1) Ron Hodson, R (5, Ph) Craig Swan, R (5,1) Ross Jones, R (8, Ph) (8,9)			0-0 1-2 PB 1B		0-0 1-3			0-3 K		0	0	0	0	0	0	0				
Inning Stats	R: 0 E: 0 K: 0 S: 3	H: 0 LOB: 0 BB: 0 P: 3	R: 0 E: 0 K: 2 S: 8	H: 1 LOB: 1 BB: 0 P: 8	R: 1 E: 0 K: 2 S: 8	H: 1 LOB: 2 BB: 2 P: 16	R: 1 E: 0 K: 0 S: 4	H: 1 LOB: 0 BB: 0 P: 4	R: 0 E: 0 K: 1 S: 5	H: 0 LOB: 0 BB: 0 P: 5	R: 0 E: 0 K: 1 S: 5	H: 0 LOB: 0 BB: 0 P: 5	R: 0 E: 0 K: 1 S: 5	H: 0 LOB: 2 BB: 0 P: 5	R: 0 E: 0 K: 0 S: 5	H: 3 LOB: 2 BB: 0 P: 5	1B: 5 2B: 0 3B: 1 HR: 0	SF: 0 SAC: 0 DP: 0 HBP: 0	WP: 0 PB: 1 SB: 1 CS: 0	PA: 34
PITCHER John Denny, R (1,1) ERA: 1.88	IP: 9.0 WLS: W BF: 34 H: 6 R: 2 ER: 1 SO: 7 BB: 2 IBB: 0 HBP: 0 BLK: 0 WP: 0 HR: 0 S: 46 P: 54 ERA: 1.00 WHIP: 0.889																			

New York Mets @ Philadelphia Phillies
Veterans Stadium, Philadelphia, PA
Sat Apr 21 1984, 3:33 AM EST
Att: 27,114 - Unknown

AB	32
R	2
H	6
RBI	2
BB	2
SO	7
LOB	6



Batter	1	2	3	4	5	6	7	8	9	AB	R	H	RBI	BB	SO	LOB	BOTTOM			
Juan Samuel, R (1,4) OBP: 0.377, SLG: 0.346	4-0 1B BB		0-0 E7 2-H 1B		0-0 5-3		0-3 K	0-0 F8		4	1	1	1	1	1	2				
Len Matuszek, L (1,3) OBP: 0.333, SLG: 0.333	0-0 1B SF7 1B		0-0 F8		0-0 3-1	0-0 6-3		0-0 F8		5	1	1	0	0	0	1				
Mike Schmidt, R (1,5) OBP: 0.362, SLG: 0.582 Kiko Garcia, R (7,5)	0-0 1-3 2-H 1B		0-3 K		0-0 HR 1B	0-0 F9		0-0 L4		4	1	2	1	0	1	0				
Joe Lefebvre, L (1,9) OBP: 0.468, SLG: 0.538	0-0 SF7		0-0 4-3 1B		0-0 HR 1B		0-0 2B 1B	0-0 F9		4	2	3	1	0	0	0				
Glenn Wilson, R (1,7) OBP: 0.263, SLG: 0.412	0-0 F9		0-0 4-3		0-0 HR		0-0 F3		4	1	1	3	0	0	2					
Von Hayes, L (1,8) OBP: 0.341, SLG: 0.432		4-0 1B SF8 BB		0-0 F8		4-0 S HR BB		4-0 2B BB		1	3	0	0	3	0	1				
Bo Diaz, R (1,2) OBP: 0.362, SLG: 0.465 Ozzie Virgil, R (7,2) OBP: 0.500, SLG: 1.125		0-0 SF8 E 1B		0-0 2-3		0-0 HR		0-0 F9 1B 2B		3	2	2	2	0	0	0				
Ivan De Jesus, R (1,6) OBP: 0.333, SLG: 0.340		0-0 SF8		0-0 S 1B		0-0 5-3		0-0 F9		3	0	1	1	0	0	1				
John Denny, R (1,1) OBP: 0.444, SLG: 0.444		0-0 K		0-0 5-3		0-0 L3		0-0 1B		4	0	1	1	0	1	2				
Inning Stats	R: 2 E: 0 K: 0 S: 4	H: 2 LOB: 1 BB: 1 P: 8	R: 2 E: 1 K: 1 S: 7	H: 2 LOB: 1 BB: 1 P: 11	R: 0 E: 0 K: 1 S: 6	H: 1 LOB: 1 BB: 0 P: 6	R: 0 E: 0 K: 0 S: 4	H: 1 LOB: 1 BB: 0 P: 4	R: 5 E: 0 K: 0 S: 7	H: 4 LOB: 0 BB: 1 P: 11	R: 0 E: 0 K: 1 S: 5	H: 0 LOB: 0 BB: 0 P: 5	R: 3 E: 0 K: 0 S: 6	H: 3 LOB: 1 BB: 1 P: 10	R: 0 E: 0 K: 0 S: 3	H: 0 LOB: 0 BB: 0 P: 3	1B: 10 2B: 1 3B: 0 HR: 2	SF: 2 SAC: 0 DP: 0 HBP: 0	WP: 0 PB: 0 SB: 0 CS: 0	PA: 40
PITCHER Mike Torrez, R (1,1) ERA: 10.13 Ed Lynch, R (2,1) ERA: 3.18 Craig Swan, R (5,1) ERA: 10.5 Dick Tidrow, R (8,1) ERA: 7.36	IP: 1.0 WLS: L BF: 6 H: 2 R: 3 ER: 3 SO: 3 BB: 2 IBB: 0 HBP: 0 BLK: 0 WP: 0 HR: 0 S: 4 P: 12 ERA: 27.00 WHIP: 4.000																			

New York Mets @ Philadelphia Phillies
Veterans Stadium, Philadelphia, PA
Sat Apr 21 1984, 3:33 AM EST
Att: 27,114 - Unknown

AB	34
R	12
H	13
RBI	12
BB	4
SO	3
LOB	9



Batter	1	2	3	4	5	6	7	8	9	AB	R	H	RBI	BB	SO	LOB	TOP										
Wally Backman, S (1,4) OBP: 0.370, SLG: 0.366	0-0 4-3		0-0 FC5-4 1B		0-0 5-3		0-0 4-3	0-0 1-3		5	0	1	0	0	0	0											
Ron Gardenhire, R (1,6) OBP: 0.286, SLG: 0.256	0-3 K		0-0 FC5-4 BB 1-2		0-0 1B HR 1B		0-0 1B 1B		0-0 L4	5	2	2	0	0	1	1											
Keith Hernandez, L (1,3) OBP: 0.323, SLG: 0.288	0-0 4-3		4-0 FC5-4 BB 1-2		0-0 L6		0-0 1B 1B		0-0 F8	4	1	1	0	1	0	1											
George Foster, R (1,7) OBP: 0.281, SLG: 0.484		0-0 F9	0-0 FC5-4 1-2		0-0 HR 1B		0-0 1B 1B		0-0 F9	5	1	2	1	0	0	2											
Darryl Strawberry, L (1,9) OBP: 0.397, SLG: 0.596		0-0 S 1B		0-0 FC5 1B	0-0 HR		0-0 FC5-4 1B			4	1	4	4	0	0	0											
Mookie Wilson, S (1,8) OBP: 0.340, SLG: 0.373		4-0 BB 1-2		0-0 FC5 1B	0-0 6-3		0-0 L6			3	0	1	0	1	0	2											
Hubie Brooks, R (1,5) OBP: 0.311, SLG: 0.418		0-0 F8		0-3 K		0-0 6-3	0-0 FC5-4 1-2			4	0	0	0	0	1	6											
John Gibbons, R (1,2) OBP: 0.148, SLG: 0.042		0-0 F8		0-0 FC5 1-2 2-3		0-0 1-3		0-0 F8	4	0	0	0	0	0	4												
Ron Darling, R (1,1) Ron Hodges, L (6,PH) Dick Tidrow, R (6,PH) Rusty Staub, L (8,PH) Doug Sisk, R (8,1)			0-0 4-3	0-0 F3		0-0 K		0-0 F9		2	0	0	0	0	0	2											
Inning Stats	R: 0 E: 0 K: 1 S: 5	H: 0 LOB: 0 BB: 0 P: 5	R: 0 E: 0 K: 0 S: 4	H: 1 LOB: 2 BB: 1 P: 8	R: 0 E: 0 K: 0 S: 4	H: 1 LOB: 2 BB: 1 P: 8	R: 0 E: 0 K: 1 S: 7	H: 2 LOB: 2 BB: 0 P: 7	R: 3 E: 0 K: 0 S: 6	H: 3 LOB: 0 BB: 0 P: 6	R: 0 E: 0 K: 1 S: 5	H: 0 LOB: 0 BB: 0 P: 5	R: 2 E: 0 K: 0 S: 7	H: 4 LOB: 2 BB: 0 P: 7	R: 0 E: 0 K: 0 S: 3	H: 0 LOB: 0 BB: 0 P: 3	R: 0 E: 0 K: 0 S: 3	H: 0 LOB: 0 BB: 0 P: 3	1B: 10 2B: 0 3B: 0 HR: 1	SF: 0 SAC: 0 DP: 0 HBP: 0	WP: 0 PB: 0 SB: 1 CS: 0	PA: 40					
PITCHER	IP	WLS	BF	H	R	ER	SO	BB	IBB	HBP	BLK	WP	HR	S	P	ERA	WHIP										
Charles Hudson, R (1,1) ERA: 4.43	6.1	W	31	10	5	5	3	2	0	0	0	0	1	35	43	7.11	1.895										
Bill Campbell, R (7,1) ERA: 0.77	1.2		6	1	0	0	0	0	0	0	0	0	0	6	6	0.00	0.600										
Al Holland, L (9,1) ERA: 3.27	1.0		3	0	0	0	0	0	0	0	0	0	0	3	3	0.00	0.000										

New York Mets @ Philadelphia Phillies
Veterans Stadium, Philadelphia, PA

AB 38
R 5
H 11
RBI 5
BB 2
SO 3
LOB 18



Sun Apr 22 1984, 3:33 AM EST
Att: 20,348 - Unknown

Batter	1	2	3	4	5	6	7	8	9	AB	R	H	RBI	BB	SO	LOB	BOTTOM										
Juan Samuel, R (1,4) OBP: 0.379, SLG: 0.404	0-0 HR	0-0 S 2B 1B		0-0 L6		0-0 F8	0-0 E6 WP S HR			5	3	2	2	0	0	1											
Len Matuszek, L (1,3) OBP: 0.340, SLG: 0.391	4-0 FC1-6 BB	0-3 K		0-0 F8		0-0 L3	0-0 HR			4	1	1	2	1	1	1											
Tim Corcoran, L (8,3) Mike Schmidt, R (1,5) Luis Aquayo, R (9,5)			0-0 F9	0-0 1B	0-0 1B	0-0 HR	0-0 F7			5	1	3	1	0	0	1											
Joe Lefebvre, L (1,9) OBP: 0.481, SLG: 0.605	0-0 FC1-6 1-2	0-0 F7		0-0 1B	0-0 1B	0-0 HR		4-0 G4-6-3 1B BB		4	1	2	2	1	0	2											
Glenn Wilson, R (1,7) OBP: 0.262, SLG: 0.389	0-0 FC5-4	4-0 BB		0-0 F8		0-0 L4		0-0 G4-6-3 1B		3	0	0	0	1	0	3											
Bill Campbell, R (7,1) Sixto Lezcano, R (8,PH) Al Holland, R (9,1)			0-0 BB					1-2 G4-6-3 1B		0	0	0	0	0	0	0											
Von Hayes, L (1,8) OBP: 0.348, SLG: 0.415		0-0 BLK 1B		0-0 3-1			4-0 3-1 S 1B BB	0-0 G4-6-3 1B		4	2	1	0	1	0	4											
Ozzie Virgil, R (1,2) OBP: 0.385, SLG: 0.750		4-0 2B BB 1-2	0-0 F7		0-0 F7		0-0 3-1	0-0 6-3		4	1	0	0	1	0	2											
Ivan De Jesus, R (1,6) OBP: 0.364, SLG: 0.392		0-0 1-3 2H	0-0 6-3		0-0 1B		0-0 E WP 1B			4	2	3	2	0	0	0											
Charles Hudson, S (1,1) OBP: 0.125, SLG: 0.250		0-0 2H 3H	0-0 F9		0-0 1-3		0-0 F7			3	1	1	2	0	0	1											
Greg Gross, L (7,7) OBP: 0.455, SLG: 0.400										1	0	0	0	0	0	1											
Inning Stats	R: 1 E: 0 K: 0 S: 4	H: 1 LOB: 1 BB: 1 P: 8	R: 5 E: 0 K: 1 S: 10	H: 5 LOB: 2 BB: 2 P: 18	R: 0 E: 0 K: 0 S: 3	H: 0 LOB: 0 BB: 0 P: 3	R: 0 E: 0 K: 0 S: 5	H: 2 LOB: 2 BB: 0 P: 5	R: 0 E: 0 K: 0 S: 4	H: 1 LOB: 1 BB: 0 P: 4	R: 2 E: 0 K: 0 S: 5	H: 2 LOB: 0 BB: 0 P: 5	R: 4 E: 1 K: 0 S: 6	H: 2 LOB: 0 BB: 1 P: 10	R: 0 E: 0 K: 0 S: 3	H: 1 LOB: 1 BB: 1 P: 7	1B: 8 2B: 3 3B: 0 HR: 3	SF: 0 SAC: 0 DP: 1 HBP: 0	WP: 1 PB: 0 SB: 3 CS: 0	PA: 43							
PITCHER	IP	WLS	BF	H	R	ER	SO	BB	IBB	HBP	BLK	WP	HR	S	P	ERA	WHIP										
Ron Darling, R (1,1) ERA: 5.57	5.0	L	27	9	6	6	1	3	0	0	1	0	1	26	38	10.80	2.400										
Dick Tidrow, R (6,1) ERA: 8.69	2.0		12	4	6	3	0	1	0	0	0	1	2	11	15	13.50	2.500										
Doug Sisk, R (8,1) ERA:	1.0		4	1	0	0	0	1	0	0	0	0	0	3	7	0.00	2.000										

New York Mets @ Philadelphia Phillies
Veterans Stadium, Philadelphia, PA

AB 38
R 12
H 14
RBI 11
BB 5
SO 1
LOB 16




Sun Apr 22 1984, 3:33 AM EST
Att: 20,348 - Unknown

Batter	1	2	3	4	5	6	7	8	9	AB	R	H	RBI	BB	SO	LOB	TOP				
Marvell Wynne, L OBP: 0.388, SLG: 0.484 (1, 8)	0-0 4-3	0-0 G3		0-0 1B 1-2 1B		0-0 K				4	0	1	0	0	1	2					
Lee Lacy, R OBP: 0.455, SLG: 0.450 (1, 9)	0-0 4-3		0-0 G3-4-3 1B	0-0 1-3 2-H 1B		0-0 1-3				4	0	2	1	0	0	0					
Bill Madlock, R OBP: 0.193, SLG: 0.148 (1, 5)	0-0 F9		0-0 F8	0-0 F4		0-0 F9				4	0	0	0	0	0	3					
Jason Thompson, L OBP: 0.369, SLG: 0.492 (1, 3)		0-0 1B BLK 2B	0-0 G3-4-3		0-0 4-3			0-0 K		4	1	1	0	0	1	1					
Tony Peña, R OBP: 0.397, SLG: 0.538 (1, 2)		0-0 1B BLK 2B 1B	4-0		0-0 4-3			0-0 5-3		3	1	1	0	1	0	0					
Amos Otis, R OBP: 0.250, SLG: 0.229 (1, 7)		0-0 2B 1-3 FC5-2 1B	0-3		0-0 5-3			0-0 5-3		4	0	1	0	0	1	2					
Johnny Ray, S OBP: 0.422, SLG: 0.458 (1, 4)		0-0 1-3 3-H 2B		0-0 L3		0-0 F8			0-0 4-3	4	0	1	1	0	0	0					
Dale Berra, R OBP: 0.236, SLG: 0.212 (1, 6)		0-0 F3		0-0 6-3		0-3 K			0-0 F8	4	0	0	0	0	1	2					
John Candelaria, L OBP: 0.222, SLG: 0.333 Don Robinson, R Kent Tekulve, R	0-0 FC5-2		0-0	0-0 1B 1B		0-3 K			0-0 F2	3	1	1	0	0	1	2					
										1	0	0	0	0	0	0					
										0	0	0	0	0	0	0					
Inning Stats	R: 0 E: 0 K: 0 S: 3	H: 0 LOB: 0 BB: 0 P: 3	R: 2 E: 0 K: 0 S: 7	H: 4 LOB: 2 BB: 0 P: 7	R: 0 E: 0 K: 1 S: 6	H: 1 LOB: 2 BB: 1 P: 10	R: 1 E: 0 K: 0 S: 6	H: 3 LOB: 2 BB: 0 P: 6	R: 0 E: 0 K: 0 S: 3	H: 0 LOB: 0 BB: 0 P: 3	R: 0 E: 0 K: 1 S: 5	H: 0 LOB: 0 BB: 0 P: 5	R: 0 E: 0 K: 1 S: 5	H: 0 LOB: 0 BB: 0 P: 5	R: 0 E: 0 K: 0 S: 3	H: 0 LOB: 0 BB: 0 P: 3	1B: 6 2B: 2 3B: 0 HR: 0	SF: 0 SAC: 0 DP: 0 HBP: 0	WP: 0 PB: 0 SB: 0 CS: 0	PA: 36	
PITCHER	IP	WLS	BF	H	R	ER	SO	BB	IBB	HBP	BLK	WP	HR	S	P	ERA	WHIP				
Jerry Koosman, L ERA: 5.5	4.0	L	21	8	3	3	1	0	1	0	1	0	0	22	26	6.75	2.000				
Kevin Gross, R ERA: 0.92	3.0		9	0	0	0	3	0	0	0	0	0	0	15	15	0.00	0.000				
Bill Campbell, R ERA: 0.66	2.0		6	0	0	0	1	0	0	0	0	0	0	8	8	0.00	0.000				

Pittsburgh Pirates @ Philadelphia Phillies
Veterans Stadium, Philadelphia, PA
Tue Apr 24 1984, 6:05 PM EST
Att: 14,096 - Unknown


AB 35
R 3
H 8
RBI 2
BB 1
SO 5
LOB 12



Batter	1	2	3	4	5	6	7	8	9	AB	R	H	RBI	BB	SO	LOB	BOTTOM				
Juan Samuel, R OBP: 0.366, SLG: 0.403 (1, 4)	0-0 F2		0-3 K		0-0 2B		0-0 F7		0-3 K	5	0	1	0	0	2	3					
John Wockenfuss, R OBP: 0.476, SLG: 0.500 Bill Campbell, R	0-3 K		0-0 F9		0-0 E6		0-0 6-3		4-0 FC6-4 BB	4	0	0	0	0	1	1					
Len Matuszek, L OBP: 0.352, SLG: 0.391 (9, PH)							2-3		1-2 BB	0	0	0	0	1	0	0					
Mike Schmidt, R OBP: 0.397, SLG: 0.578 (1, 5)	0-0 FC5-4 1B		4-0		0-0 F8		0-0 L3		0-0 FC6-4	4	0	1	1	1	0	4					
Sixto Lezcano, R OBP: 0.333, SLG: 0.200 Von Hayes, L OBP: 0.333, SLG: 0.395 (9, PH)	0-0 FC5-4		0-0 F9		0-0 F7			0-0 6-3	0-0 4-3	3	0	0	0	0	0	3					
										2	0	0	0	0	0	2					
Glenn Wilson, R OBP: 0.292, SLG: 0.404 (1, 7)		0-0 1B WP 1B 1B		4-0 2B BB		0-0 4-3		0-0 1B		3	1	2	0	1	0	0					
Garry Maddox, R OBP: 0.394, SLG: 0.500 Joe Lefebvre, L OBP: 0.472, SLG: 0.591 (9, PH)		0-0 G6-3 1B 1-3 1B		0-0 F2		0-0 F2		0-0 F9		3	0	2	0	0	0	1					
										1	0	0	0	0	0	1					
Ozzie Virgil, R OBP: 0.312, SLG: 0.750 (1, 2)		0-0 G6-3 1B 1-2 3-H 1B		0-0 2B		0-0 F8		0-3 K		4	0	2	1	0	1	2					
Ivan De Jesus, R OBP: 0.356, SLG: 0.382 (1, 6)		0-0 G6-3		0-0 5-3		0-3 K			0-0 1B FC6-4 1B	4	1	1	0	0	1	5					
Jerry Koosman, R Luis Aguayo, R OBP: 0.333, SLG: 0.200 Kevin Gross, R Greg Gross, L OBP: 0.538, SLG: 0.583 (7, PH)	0-3 K		0-3 K		0-0 6-3 2B			0-0 FC6-4 BB 1-3 1B		1	0	0	0	0	1	1					
										1	0	0	0	0	1	2					
										0	0	0	0	0	0	0					
										2	0	2	0	0	0	0					
Inning Stats	R: 0 E: 0 K: 1 S: 6	H: 1 LOB: 1 BB: 0 P: 6	R: 1 E: 0 K: 1 S: 7	H: 3 LOB: 1 BB: 0 P: 7	R: 0 E: 0 K: 1 S: 5	H: 0 LOB: 1 BB: 1 P: 9	R: 0 E: 0 K: 1 S: 6	H: 1 LOB: 2 BB: 1 P: 10	R: 0 E: 0 K: 0 S: 4	H: 1 LOB: 1 BB: 0 P: 4	R: 0 E: 0 K: 1 S: 6	H: 1 LOB: 1 BB: 0 P: 6	R: 0 E: 0 K: 1 S: 6	H: 1 LOB: 0 BB: 0 P: 6	R: 0 E: 0 K: 1 S: 7	H: 2 LOB: 2 BB: 1 P: 11	1B: 8 2B: 3 3B: 0 HR: 0	SF: 0 SAC: 0 DP: 1 HBP: 0	WP: 1 PB: 0 SB: 0 CS: 0	PA: 40	
PITCHER	IP	WLS	BF	H	R	ER	SO	BB	IBB	HBP	BLK	WP	HR	S	P	ERA	WHIP				
John Candelaria, L ERA: 1.85	6.0	W	27	8	1	1	5	2	0	0	0	0	0	35	43	1.50	1.667				
Don Robinson, R ERA: 0.71	2.1		11	3	1	1	2	1	0	0	0	0	0	14	18	3.86	1.714				
Kent Tekulve, R ERA: 2.45	0.2	S	2	0	0	0	0	0	0	0	0	0	0	2	2	0.00	0.000				

Pittsburgh Pirates @ Philadelphia Phillies
Veterans Stadium, Philadelphia, PA
Tue Apr 24 1984, 6:05 PM EST
Att: 14,096 - Unknown

AB 37
R 2
H 11
RBI 2
BB 3
SO 7
LOB 25



Batter	1	2	3	4	5	6	7	8	9	AB	R	H	RBI	BB	SO	LOB	TOP						
Juan Samuel, R OBP: 0.383, SLG: 0.423	F9		K			5-3				5	1	2	2	0	1	0	Philadelphia Phillies @ New York Mets Shea Stadium, Flushing, NY Fri Apr 27 1984, 6:05 PM EST Att: 18,171 - Unknown						
Len Matuszek, L OBP: 0.344, SLG: 0.415	K			F8		L6				5	1	1	1	0	1	2							
Mike Schmidt, R OBP: 0.373, SLG: 0.541 Kiko Garcia, R (9, 5)	L3			G3		6-3		F9	L6	5	0	0	0	0	0	1							
Joe Lefebvre, L OBP: 0.466, SLG: 0.563		6-3		F3					K	4	0	1	1	1	1	0							
Glenn Wilson, R OBP: 0.307, SLG: 0.448									F3	5	2	2	0	0	0	1							
Von Hayes, L OBP: 0.377, SLG: 0.511										3	2	2	1	1	0	1							
Bo Diaz, R OBP: 0.455, SLG: 0.773 Ozzie Virgil, R OBP: 0.317, SLG: 0.773	F9									1	0	0	0	0	0	1							
Ivan De Jesus, R OBP: 0.358, SLG: 0.371			4-3			6-3				3	1	1	1	1	0	1							
John Denny, R OBP: 0.364, SLG: 0.364 Greg Gross, L OBP: 0.467, SLG: 0.500 Bill Campbell, R (7, PH) Tim Corcoran, L OBP: 0.500, SLG: 0.200 Al Holland, R (8, PH)	5-3					K				2	0	0	0	0	1	1							
Inning Stats	R: 0 E: 0 K: 1 S: 5	H: 0 LOB: 0 BB: 0 P: 5	R: 0 E: 0 K: 0 S: 4	H: 1 LOB: 1 BB: 0 P: 4	R: 0 E: 0 K: 1 S: 5	H: 0 LOB: 0 BB: 0 P: 5	R: 0 E: 0 K: 0 S: 3	H: 0 LOB: 0 BB: 0 P: 3	R: 1 E: 0 K: 1 S: 7	H: 2 LOB: 1 BB: 0 P: 7	R: 0 E: 0 K: 0 S: 3	H: 0 LOB: 0 BB: 0 P: 3	R: 1 E: 0 K: 0 S: 5	H: 3 LOB: 2 BB: 1 P: 9	R: 6 E: 1 K: 0 S: 7	H: 4 LOB: 2 BB: 4 P: 23		R: 0 E: 0 K: 1 S: 5	H: 0 LOB: 0 BB: 0 P: 5	1B: 5 2B: 4 3B: 1 HR: 0	SF: 0 SAC: 0 DP: 1 HBP: 0	WP: 0 PB: 1 SB: 2 CS: 0	PA: 41
PITCHER	IP	WLS	BF	H	R	ER	SO	BB	IBB	HBP	BLK	WP	HR	S	P	ERA		WHIP					
Tim Leary, R ERA: 2.14	6.2		26	6	2	2	3	1	0	0	0	0	0	31	35	2.70		1.050					
Doug Sisk, R ERA: 1.25	1.0	L	8	3	5	3	0	2	0	0	0	0	0	6	14	27.00	5.000						
Dick Tidrow, R ERA: 9.31	0.1		4	1	1	0	0	2	0	0	0	0	0	2	10	0.00	9.000						
Craig Swan, R ERA: 9.0	1.0		3	0	0	0	1	0	0	0	0	0	0	5	5	0.00	0.000						

Batter	1	2	3	4	5	6	7	8	9	AB	R	H	RBI	BB	SO	LOB	BOTTOM					
Wally Backman, S OBP: 0.350, SLG: 0.321	F3		2-3		1-3					3	0	0	0	1	0	1	Philadelphia Phillies @ New York Mets Shea Stadium, Flushing, NY Fri Apr 27 1984, 6:05 PM EST Att: 18,171 - Unknown					
Ron Gardenhire, R OBP: 0.273, SLG: 0.235			F8		6-3					3	1	0	0	1	0	2						
Keith Hernandez, L OBP: 0.342, SLG: 0.324	E4							F8		4	1	2	0	0	0	1						
George Foster, R OBP: 0.299, SLG: 0.486	4-3									4	1	1	1	0	0	1						
Darryl Strawberry, L OBP: 0.382, SLG: 0.529	K				4-3			F9		4	0	0	0	0	1	3						
Mookie Wilson, S OBP: 0.303, SLG: 0.328		L4			G3					4	0	0	1	0	0	1						
Hubie Brooks, R OBP: 0.274, SLG: 0.358		6-3			4-3					4	0	0	0	0	0	1						
Junior Ortiz, R OBP: 0.240, SLG: 0.174		3-1								3	0	1	0	0	0	0						
Tim Leary, R OBP: 0.333, SLG: 0.833 Doug Sisk, R OBP: 0.333, SLG: 0.333 Dick Tidrow, R (8, PH) Mike Fitzgerald, R OBP: 0.286, SLG: 0.167 Craig Swan, R (9, PH)			K							1	0	0	0	0	1	0						
Inning Stats	R: 1 E: 1 K: 1 S: 6	H: 1 LOB: 1 BB: 1 P: 10	R: 0 E: 0 K: 0 S: 3	H: 0 LOB: 0 BB: 0 P: 3	R: 0 E: 0 K: 1 S: 5	H: 0 LOB: 0 BB: 0 P: 5	R: 2 E: 1 K: 0 S: 5	H: 1 LOB: 0 BB: 0 P: 5	R: 0 E: 0 K: 0 S: 4	H: 1 LOB: 1 BB: 0 P: 4	R: 0 E: 0 K: 0 S: 3	H: 1 LOB: 0 BB: 0 P: 3	R: 0 E: 0 K: 1 S: 5	H: 0 LOB: 1 BB: 1 P: 9	R: 0 E: 1 K: 0 S: 4	H: 0 LOB: 1 BB: 0 P: 4		1B: 2 2B: 2 3B: 0 HR: 0	SF: 0 SAC: 1 DP: 0 HBP: 0	WP: 0 PB: 0 SB: 0 CS: 0	PA: 34	
PITCHER	IP	WLS	BF	H	R	ER	SO	BB	IBB	HBP	BLK	WP	HR	S	P	ERA		WHIP				
John Denny, R ERA: 1.5	6.0		23	4	3	0	2	1	0	0	0	0	0	26	30	0.00		0.833				
Bill Campbell, R ERA: 0.51	1.0	W	3	0	0	0	0	0	0	0	0	0	0	3	3	0.00	0.000					
Al Holland, L ERA: 3.0	2.0		8	0	0	0	1	1	0	0	0	0	0	9	13	0.00	0.500					

AB	36
R	8
H	10
RBI	7
BB	5
SO	4
LOB	11



Batter	1	2	3	4	5	6	7	8	9	AB	R	H	RBI	BB	SO	LOB	TOP								
Juan Samuel, R (1,4) OBP: 0.384, SLG: 0.421	0-0 F9 S 1B		0-0 S 1B	0-3 K			0-0 F8		0-3 K	5	1	2	0	0	2	3									
Len Matuszek, L (1,3) OBP: 0.323, SLG: 0.386	0-0 F9 1-3		0-3 K		0-0 F7		0-0 4-3			4	0	0	0	0	1	2									
Mike Schmidt, R (1,5) OBP: 0.356, SLG: 0.513	0-3 K		0-0 F8 1-2		0-0 5-3			0-0 L4		4	0	0	0	0	1	2									
Joe Lefebvre, L (1,9) OBP: 0.468, SLG: 0.577	0-0 1-3		0-0 S 3B 1B		0-0 2B			0-3 K		4	1	2	1	0	1	1									
Glenn Wilson, R (1,7) OBP: 0.316, SLG: 0.479		0-0 BB 1B	0-0 1-H 3B		0-0 5-3			0-0 F8		4	0	2	1	0	0	1									
Von Hayes, L (1,8) OBP: 0.368, SLG: 0.480		4-0 S 1B BB	0-0 4-3		0-0 4-3			0-0 4-3		3	1	0	0	1	0	1									
Ozzie Virgil, R (1,2) OBP: 0.329, SLG: 0.731 Garry Maddox, R (9, PR) OBP: 0.370, SLG: 0.480 John Wockenfuss, R (9, 2) OBP: 0.458, SLG: 0.450	0-3 K 1-2		0-0 FC1-6 1B		0-0 F7			0-0 1B 1B		4	0	2	0	0	1	1	AB 36 R 3 H 10 RBI 3 BB 1 SO 7 LOB 15								
Ivan De Jesus, R (1,6) OBP: 0.352, SLG: 0.364	0-0 2-H 1B		0-3 K		0-0 4-3			0-0 F8		4	0	1	1	0	1	2									
Charles Hudson, S (1,1) OBP: 0.091, SLG: 0.182 Greg Gross, L (9, PH) OBP: 0.500, SLG: 0.533 Al Holland, R (9, 1)	0-0 F9		0-0 FC1-6 1-2		0-0 L3			0-0 1-2 1B		3	0	0	0	0	0	2									
Inning Stats	R: 0 E: 0 K: 1 S: 6	H: 1 LOB: 1 BB: 0 P: 6	R: 1 E: 0 K: 1 S: 6	H: 2 LOB: 1 BB: 1 P: 10	R: 2 E: 0 K: 1 S: 8	H: 3 LOB: 1 BB: 0 P: 8	R: 0 E: 0 K: 0 S: 8	H: 1 LOB: 1 BB: 0 P: 8	R: 0 E: 0 K: 0 S: 4	H: 0 LOB: 0 BB: 0 P: 4	R: 0 E: 0 K: 0 S: 3	H: 0 LOB: 0 BB: 0 P: 3	R: 0 E: 0 K: 0 S: 3	H: 0 LOB: 0 BB: 0 P: 3	R: 0 E: 0 K: 1 S: 5	H: 0 LOB: 0 BB: 0 P: 5	R: 0 E: 0 K: 1 S: 7	H: 2 LOB: 2 BB: 0 P: 7	1B: 8 2B: 1 3B: 1 HR: 0	SF: 0 SAC: 0 DP: 0 HBP: 0	WP: 0 PB: 0 SB: 3 CS: 0	PA: 37			
PITCHER	IP WLS BF H R ER SO BB IBB HBP BLK WP HR S P ERA WHIP	7.0 W 29 8 3 3 5 1 0 0 0 0 0 38 42 3.86 1.286	2.0 W 8 2 0 0 2 0 0 0 0 0 0 12 12 0.00 1.000																						

Philadelphia Phillies @ New York Mets
Shea Stadium, Flushing, NY
Sat Apr 28 1984, 3:33 AM EST
Att: 14,292 - Unknown

AB	36
R	3
H	10
RBI	3
BB	1
SO	7
LOB	15



Batter	1	2	3	4	5	6	7	8	9	AB	R	H	RBI	BB	SO	LOB	BOTTOM								
Wally Backman, S (1,4) OBP: 0.375, SLG: 0.327	0-0 CS 1B		4-0 F8 BB E BB		4-0 FC5-4 BB		0-0 F8			2	1	1	0	2	0	1									
José Oquendo, S (1,6) OBP: 0.213, SLG: 0.119 Rusty Staub, L (7, PH) OBP: 0.333, SLG: 0.444 Ed Lynch, R (8, 1) OBP: 0.500, SLG: 0.500	0-3 K		4-0 E BB		0-0 FC5-4 1B 1-2		0-0 F3			2	0	0	0	1	1	2									
Keith Hernandez, L (1,3) OBP: 0.349, SLG: 0.333	0-0 1-2 1B		0-0 F8 2-3		0-0 1-3 1B			0-0 4-3		4	0	2	0	0	0	2									
George Foster, R (1,7) OBP: 0.284, SLG: 0.462	0-0 F9		0-0 F3 1-2 3-H		0-0 4-3			0-0 5-3		4	0	0	0	0	0	4									
Darryl Strawberry, L (1,9) OBP: 0.388, SLG: 0.563		4-0 E S 1B BB	0-0 L6		0-0 F7			0-0 HR		3	2	1	1	1	0	1									
Mookie Wilson, S (1,8) OBP: 0.300, SLG: 0.324		0-0 5-3 1B		0-0 4-3		0-0 F8		0-0 F7		4	0	1	1	0	0	0									
Hubie Brooks, R (1,5) OBP: 0.273, SLG: 0.352		0-0 L3		0-0 F8		0-0 F9			0-0 2B 1B	4	1	1	0	0	0	1									
Ron Hodges, L (1,2) OBP: 0.300, SLG: 0.125 Mike Fitzgerald, R (9, PH) OBP: 0.250, SLG: 0.143	0-0 5-3		0-0 F8		0-0 F8			0-0 F2		3	0	0	0	0	0	1	AB 32 R 4 H 8 RBI 3 BB 4 SO 3 LOB 15								
Ron Darling, R (1,1) Danny Heep, L (7, PH) OBP: 0.438 Ross Jones, R (8, 6) OBP: 0.333, SLG: 0.400	0-3 K		0-3 K		0-0 5-3			0-0 1B		2	0	0	0	0	1	1									
Inning Stats	R: 0 E: 0 K: 1 S: 6	H: 2 LOB: 1 BB: 0 P: 6	R: 1 E: 0 K: 1 S: 6	H: 1 LOB: 1 BB: 1 P: 10	R: 1 E: 1 K: 0 S: 3	H: 0 LOB: 1 BB: 2 P: 11	R: 0 E: 0 K: 0 S: 3	H: 0 LOB: 0 BB: 0 P: 3	R: 0 E: 0 K: 0 S: 4	H: 1 LOB: 2 BB: 1 P: 8	R: 0 E: 0 K: 0 S: 3	H: 0 LOB: 0 BB: 0 P: 3	R: 0 E: 0 K: 0 S: 4	H: 1 LOB: 1 BB: 0 P: 4	R: 0 E: 0 K: 0 S: 4	H: 1 LOB: 0 BB: 0 P: 4	R: 1 E: 0 K: 1 S: 5	H: 2 LOB: 1 BB: 0 P: 5	1B: 6 2B: 1 3B: 0 HR: 1	SF: 0 SAC: 0 DP: 0 HBP: 0	WP: 0 PB: 0 SB: 1 CS: 1	PA: 36			
PITCHER	IP WLS BF H R ER SO BB IBB HBP BLK WP HR S P ERA WHIP	8.0 L 33 6 3 2 2 4 0 0 0 0 0 33 49 2.25 1.250	0.1 L 3 2 1 1 1 0 0 0 0 0 0 5 5 27.00 6.000																						

Philadelphia Phillies @ New York Mets
Shea Stadium, Flushing, NY
Sat Apr 28 1984, 3:33 AM EST
Att: 14,292 - Unknown

AB	32
R	4
H	8
RBI	3
BB	4
SO	3
LOB	15



Batter	1	2	3	4	5	6	7	8	9	AB	R	H	RBI	BB	SO	LOB	TOP																			
Pete Rose, S (1, 7) OBP: 0.365, SLG: 0.321	5-3			K	F9			F6-3 1B	E4 3B	4	0	1	0	0	1	0	Montreal Expos @ Philadelphia Phillies Veterans Stadium, Philadelphia, PA Mon Apr 30 1984, 7:05 PM EDT Att: 20,277 - Unknown																			
Derrel Thomas, S (8, FR) OBP: 0.286, SLG: 0.417										1	1	1	2	0	0	0																				
Doug Flynn, R (1, 4) OBP: 0.182, SLG: 0.182	F6-3			F7			F5-3	F6-3 1-2	F3	5	0	0	0	0	0	1																				
Tim Raines, S (1, 8) OBP: 0.450, SLG: 0.482	L3			WP 2B BB			F8	F8		3	1	0	0	1	0	2																				
Andre Dawson, R (1, 9) OBP: 0.371, SLG: 0.440				WP 2B BB			1B S BB			1	1	1	0	3	0	0																				
Gary Carter, R (1, 3) OBP: 0.391, SLG: 0.506	G5-4-3 1B			2B BB				BB		3	0	1	0	1	1	3																				
Tim Lincecum, R (1, 5) OBP: 0.383, SLG: 0.547	L4			1-2 2-3 BB			1B			4	1	2	2	0	0	2																				
Chris Speier, R (1, 6) OBP: 0.273, SLG: 0.273				K	F9				SH E 1B	3	1	0	0	0	1	2																				
Bobby Ramos, R (1, 2) OBP: 0.167, SLG: 0.067	5-3				F8				F8	4	0	0	0	0	1	2																				
Andy McGaffigan, R (1, 1) Gary Lucas, L (8, 1) Terry Francona, L (9, PH) Jeff Reardon, R (9, 1)	K			K					L6	3	0	0	0	0	3	0																				
Inning Stats	R: 0 E: 0 K: 0 S: 3	H: 0 LOB: 0 BB: 0 P: 3	R: 0 E: 0 K: 0 S: 3	H: 1 LOB: 0 BB: 0 P: 3	R: 0 E: 0 K: 2 S: 7	H: 0 LOB: 0 BB: 0 P: 7	R: 2 E: 0 K: 1 S: 6	H: 1 LOB: 2 BB: 3 P: 18	R: 0 E: 0 K: 1 S: 5	H: 0 LOB: 0 BB: 0 P: 5	R: 0 E: 0 K: 0 S: 4	H: 0 LOB: 0 BB: 0 P: 7	R: 0 E: 0 K: 1 S: 6	H: 1 LOB: 2 BB: 1 P: 10	R: 3 E: 1 K: 0 S: 6	H: 2 LOB: 0 BB: 0 P: 6	1B: 4 2B: 1 3B: 1 HR: 0	SF: 0 SAC: 1 DP: 1 HBP: 0	WP: 1 PB: 0 SB: 1 CS: 0	PA: 38																
PITCHER	IP	WLS	BF	H	R	ER	SO	BB	IBB	HBP	BLK	WP	HR	S	P	ERA	WHIP	PITCHER		IP	WLS	BF	H	R	ER	SO	BB	IBB	HBP	BLK	WP	HR	S	P	ERA	WHIP
Steve Carlton, L (1, 1) ERA: 2.5	8.0	L	32	4	2	2	7	5	0	0	0	1	0	41	61	2.25	1.125																			
Bill Campbell, R (9, 1) ERA: 2.04	1.0		6	2	3	2	0	0	0	0	0	0	0	6	6	18.00	2.000																			

AB	32
R	5
H	6
RBI	4
BB	5
SO	7
LOB	14



Batter	1	2	3	4	5	6	7	8	9	AB	R	H	RBI	BB	SO	LOB	BOTTOM																			
Juan Samuel, R (1, 4) OBP: 0.379, SLG: 0.435	6-3			K					K	4	0	1	0	0	2	0	Montreal Expos @ Philadelphia Phillies Veterans Stadium, Philadelphia, PA Mon Apr 30 1984, 7:05 PM EDT Att: 20,277 - Unknown																			
Len Matuszek, L (1, 3) OBP: 0.342, SLG: 0.422	F7			F6-4-3 BB				L6	F4 BB 1B	3	1	0	0	1	0	1																				
Mike Schmidt, R (1, 5) OBP: 0.368, SLG: 0.494	K			F6-4-3 1-2			F7		1B BB	3	1	0	0	1	1	1																				
Joe Lefebvre, L (1, 9) OBP: 0.443, SLG: 0.542				F9			F7		1B BB	3	0	1	0	1	0	0																				
Glenn Wilson, R (1, 7) OBP: 0.299, SLG: 0.436				F8			6-3		1B 2-3 BB	4	0	0	0	0	1	4																				
Von Hayes, L (1, 8) OBP: 0.391, SLG: 0.491				F9			F4-3 2-3		K	4	0	2	2	0	0	1																				
John Wockenfuss, R (1, 2) OBP: 0.393, SLG: 0.375				L3			1-3		BB 1B	4	0	0	0	0	0	4																				
Ivan De Jesus, R (1, 6) OBP: 0.325, SLG: 0.333				6-3					1B 1-3 2-H 3-H	2	0	0	0	0	0	0																				
Greg Gross, L (8, PH) OBP: 0.556, SLG: 0.533									F8	0	0	0	0	1	0	0																				
Kiko Garcia, R (9, 6)									F5-4-3 BB	0	0	0	0	0	0	0																				
Steve Carlton, L (1, 1) OBP: 0.083, SLG: 0.083									F7	2	0	0	0	0	1	0																				
Tim Corcoran, L (8, PH) OBP: 0.500, SLG: 0.200				K					F5-4-3	0	0	0	0	0	0	0																				
Sixto Lezcano, R (8, PH) OBP: 0.375, SLG: 0.211									1-2	1	0	0	0	0	0	2																				
Bill Campbell, R (9, 1)										0	0	0	0	0	0	0																				
Inning Stats	R: 0 E: 0 K: 1 S: 5	H: 0 LOB: 0 BB: 0 P: 5	R: 0 E: 0 K: 0 S: 3	H: 0 LOB: 0 BB: 0 P: 3	R: 0 E: 0 K: 1 S: 5	H: 0 LOB: 0 BB: 0 P: 5	R: 0 E: 0 K: 1 S: 4	H: 0 LOB: 1 BB: 1 P: 8	R: 0 E: 0 K: 0 S: 4	H: 1 LOB: 1 BB: 0 P: 4	R: 0 E: 0 K: 0 S: 3	H: 0 LOB: 0 BB: 0 P: 3	R: 0 E: 0 K: 0 S: 3	H: 1 LOB: 1 BB: 1 P: 7	R: 2 E: 1 K: 2 S: 9	H: 1 LOB: 2 BB: 2 P: 17	1B: 2 2B: 1 3B: 1 HR: 0	SF: 0 SAC: 0 DP: 2 HBP: 0	WP: 0 PB: 0 SB: 0 CS: 0	PA: 34																
PITCHER	IP	WLS	BF	H	R	ER	SO	BB	IBB	HBP	BLK	WP	HR	S	P	ERA	WHIP	PITCHER		IP	WLS	BF	H	R	ER	SO	BB	IBB	HBP	BLK	WP	HR	S	P	ERA	WHIP
Andy McGaffigan, R (1, 1) ERA: 1.29	7.1	W	26	3	0	0	3	2	0	0	0	0	0	30	38	0.00	0.682																			
Gary Lucas, L (8, 1) ERA: 2.92	0.2		1	0	0	0	0	0	0	0	0	0	0	1	1	0.00	0.000																			
Jeff Reardon, R (9, 1) ERA: 1.93	1.0		7	1	2	0	2	2	0	0	0	0	0	9	17	0.00	3.000																			

AB	30
R	2
H	4
RBI	2
BB	4
SO	5
LOB	13



Batter	1	2	3	4	5	6	7	8	9	AB	R	H	RBI	BB	SO	LOB	TOP			
Miguel Dilone, S OBP: 0.353, SLG: 0.412 Angel Salazar, R OBP: 0.188, SLG: 0.254	0-0 S 1B		0-0 S 5-3		0-0 S 3-1			0-0 S G3-6-3 1B		4	1	2	0	0	0	0				
Bryan Little, S OBP: 0.410, SLG: 0.420	0-3 S K			0-0 S 1B 2B		0-0 S 1-3		0-0 S G3-6-3 1-2 1B		4	0	1	0	0	1	2				
Tim Raines, S OBP: 0.450, SLG: 0.484	0-0 S 1-H 1B			0-0 S F8		0-3 S K		0-0 S E 1B		4	1	2	1	0	1	1				
Andre Dawson, R OBP: 0.367, SLG: 0.422	0-0 S 6-3			0-0 S 5-3		0-0 S 6-3		0-0 S E5 2B		4	1	0	0	0	0	1				
Gary Carter, R OBP: 0.396, SLG: 0.522		0-0 S 6-3		0-0 S HBP 1B			0-3 S K	0-0 S 2B		4	0	2	1	0	1	0				
Tim Lincecum, R OBP: 0.359, SLG: 0.500	0-3 S K			1-0 S 1-2 HBP		0-0 S F7		0-0 S G3		3	0	0	0	0	1	1				
Terry Francona, L OBP: 0.390, SLG: 0.434	0-0 S 4-3			0-0 S 4-3			0-0 S 1B 2B		0-0 S 1-3	4	0	1	0	0	0	3				
Chris Speier, R OBP: 0.278, SLG: 0.278 Bob James, R Gary Lucas, L			0-0 S 5-3		0-0 S 6-3		0-0 S FC4-6 1B		0-0 S L6	3	0	1	0	0	0	0				
Steve Rogers, R Dan Schatzeder, L Derrel Thomas, S OBP: 0.250, SLG: 0.357			0-0 S 4-3		0-3 S K		0-0 S FC4-6 1-2 1B		0-3 S K	0	0	0	0	0	0	0				
Inning Stats	R: 1 E: 0 K: 1 S: 6	H: 2 LOB: 0 BB: 0 P: 6	R: 0 E: 0 K: 1 S: 5	H: 0 LOB: 0 BB: 0 P: 5	R: 0 E: 0 K: 0 S: 3	H: 0 LOB: 0 BB: 0 P: 3	R: 0 E: 0 K: 0 S: 5	H: 2 LOB: 3 BB: 0 P: 6	R: 0 E: 0 K: 1 S: 5	H: 0 LOB: 0 BB: 0 P: 5	R: 0 E: 0 K: 1 S: 7	H: 2 LOB: 2 BB: 0 P: 7	R: 2 E: 1 K: 0 S: 6	H: 3 LOB: 1 BB: 0 P: 6	R: 0 E: 0 K: 1 S: 5	H: 0 LOB: 0 BB: 0 P: 5	1B: 6 2B: 3 3B: 0 HR: 0	SF: 0 SAC: 0 DP: 1 HBP: 1	WP: 0 PB: 0 SB: 1 CS: 1	PA: 36
PITCHER John Denny, R ERA: 1.38	IP: 9.0 WLS: L BF: 36 H: 9 R: 3 ER: 1 SO: 6 BB: 0 IBB: 0 HBP: 1 BLK: 0 WP: 0 HR: 0 S: 47 P: 48 ERA: 1.00 WHIP: 1.000															PITCHER				

Montreal Expos @ Philadelphia Phillies
Veterans Stadium, Philadelphia, PA
Wed May 02 1984, 7:05 PM EDT
Att: 24,922 - Unknown

AB 35
R 3
H 9
RBI 2
BB 0
SO 6
LOB 10



Batter	1	2	3	4	5	6	7	8	9	AB	R	H	RBI	BB	SO	LOB	BOTTOM			
Juan Samuel, R OBP: 0.356, SLG: 0.398	0-3 S K		0-0 S 6-3		0-3 S K		0-0 S F8			4	0	0	0	0	2	1				
Len Matuszek, L OBP: 0.341, SLG: 0.408	4-0 S BB		0-0 S L4			0-3 S K		0-3 S K		3	0	0	0	1	2	0				
Mike Schmidt, R OBP: 0.385, SLG: 0.544	0-3 S K		0-0 S 2B			0-0 S HR		0-0 S 1B 1B		4	1	3	1	0	1	1				
Joe Lefebvre, L OBP: 0.423, SLG: 0.500	0-0 S 4-3		0-0 S 4-3			0-3 S K		0-0 S F7		4	0	0	0	0	1	3				
Sixto Lezcano, R OBP: 0.438, SLG: 0.577		0-0 S L4		0-3 S K		4-0 S BB		0-0 S 1-3 1B		3	0	1	0	1	1	0				
Von Hayes, L OBP: 0.408, SLG: 0.508 John Wockenfuss, R OBP: 0.379, SLG: 0.360 Greg Gross, L OBP: 0.379, SLG: 0.533		0-0 S 1B 1B		0-0 S CS 2B		0-0 S 3-1		0-0 S F8		3	1	2	0	0	0	1				
Ozzie Virgil, R OBP: 0.310, SLG: 0.611		0-0 S 1-H 1B		0-0 S F8		4-0 S SH3-4 BB			0-0 S 5-3	3	0	1	1	1	0	1				
Ivan De Jesus, R OBP: 0.318, SLG: 0.316	0-3 S K		0-0 S CS 2-3		0-0 S 4-3		0-0 S F9		0-3 S K	4	0	0	0	0	2	2				
John Denny, R OBP: 0.308, SLG: 0.308 Gary Maddox, R OBP: 0.345, SLG: 0.444	0-0 S F7			0-0 S F8		0-0 S SH3-4			0-0 S 6-3	2	0	0	0	0	0	1				
Inning Stats	R: 0 E: 0 K: 2 S: 7	H: 0 LOB: 1 BB: 1 P: 11	R: 1 E: 0 K: 1 S: 7	H: 2 LOB: 1 BB: 0 P: 7	R: 0 E: 0 K: 0 S: 4	H: 1 LOB: 1 BB: 0 P: 4	R: 0 E: 0 K: 1 S: 5	H: 1 LOB: 0 BB: 0 P: 5	R: 0 E: 0 K: 1 S: 5	H: 0 LOB: 0 BB: 0 P: 5	R: 1 E: 0 K: 2 S: 8	H: 1 LOB: 1 BB: 1 P: 12	R: 0 E: 0 K: 1 S: 7	H: 2 LOB: 2 BB: 0 P: 7	R: 0 E: 0 K: 1 S: 5	H: 0 LOB: 0 BB: 0 P: 5	1B: 4 2B: 2 3B: 0 HR: 1	SF: 0 SAC: 1 DP: 0 HBP: 0	WP: 0 PB: 0 SB: 1 CS: 1	PA: 37
PITCHER Steve Rogers, R ERA: 6.08 Dan Schatzeder, L ERA: 4.05 Bob James, R ERA: 9.26 Gary Lucas, L ERA: 2.83	IP: 1.1 WLS: 7 BF: 17 H: 3 R: 1 ER: 1 SO: 1 BB: 1 IBB: 0 HBP: 0 BLK: 0 WP: 0 HR: 1 S: 26 P: 30 ERA: 1.93 WHIP: 0.857															PITCHER				

Montreal Expos @ Philadelphia Phillies
Veterans Stadium, Philadelphia, PA
Wed May 02 1984, 7:05 PM EDT
Att: 24,922 - Unknown

AB 32
R 2
H 7
RBI 2
BB 3
SO 9
LOB 12



Batter	1	2	3	4	5	6	7	8	9	AB	R	H	RBI	BB	SO	LOB	TOP										
Eddie Milner, L OBP: 0.339, SLG: 0.333 Tom Hume, R Duane Walker, L OBP: 0.490, SLG: 0.750	L6		G5-4-3 BB			K	3-1			3	0	0	0	1	1	2	Cincinnati Reds @ Philadelphia Phillies Veterans Stadium, Philadelphia, PA Sat May 05 1984, 7:05 PM EDT Att: 30,073 - Unknown										
Ron Oester, S OBP: 0.275, SLG: 0.323	K		G5-4-3 1-2			K		G4-6-3 1B		4	0	1	0	0	2	1											
Cesar Cedeno, R OBP: 0.349, SLG: 0.410	1B E		K			1B		G4-6-3 1-2		4	1	2	0	0	1	1											
Dave Parker, L OBP: 0.343, SLG: 0.373	E5 1B			4-3		6-3		1B		4	0	2	0	0	0	1											
Tony Perez, R OBP: 0.340, SLG: 0.413 John Franco, L	1-3			F8			1B FC6-5 BB	5-3		3	1	0	0	1	0	2											
Dave Concepcion, R OBP: 0.309, SLG: 0.380 Ted Power, R		6-3		5-3			FC6-5 1-3 1B		G5-4-3 1B	2	0	0	0	0	0	0											
Gary Redus, R OBP: 0.388, SLG: 0.388										2	0	2	0	0	0	0											
Dann Bilardello, R OBP: 0.411, SLG: 0.344						F8			G5-4-3 1B	3	0	1	0	1	0	1											
Tom Foley, L OBP: 0.379, SLG: 0.760						F4				4	0	1	1	0	1	2											
Bruce Berenyi, R Bill Scherrer, L Nick Esasky, R OBP: 0.272, SLG: 0.338		FC6-4				K				0	0	0	0	0	0	0											
Inning Stats	R: 1 E: 1 K: 1 S: 7	H: 2 LOB: 1 BB: 0 P: 7	R: 0 E: 0 K: 0 S: 4	H: 2 LOB: 1 BB: 0 P: 4	R: 0 E: 0 K: 1 S: 4	H: 0 LOB: 0 BB: 1 P: 8	R: 0 E: 0 K: 0 S: 3	H: 0 LOB: 0 BB: 0 P: 3	R: 0 E: 0 K: 1 S: 5	H: 1 LOB: 1 BB: 0 P: 8	R: 1 E: 0 K: 1 S: 6	H: 1 LOB: 2 BB: 2 P: 14	R: 0 E: 0 K: 0 S: 4	H: 2 LOB: 1 BB: 0 P: 4	R: 0 E: 0 K: 1 S: 5	H: 1 LOB: 0 BB: 0 P: 5	1B: 9 2B: 0 3B: 0 HR: 0	SF: 0 SAC: 0 DP: 3 HBP: 0	WP: 0 PB: 0 SB: 0 CS: 1	PA: 35							
PITCHER	IP	WLS	BF	H	R	ER	SO	BB	IBB	HBP	BLK	WP	HR	S	P	ERA	WHIP										
Jerry Koosman, L ERA: 4.5	6.1	W	26	6	2	1	5	3	0	0	0	0	0	33	45	1.42	1.421										
Kevin Gross, R ERA: 0.53	1.2		6	2	0	0	1	0	0	0	0	0	0	8	8	0.00	1.200										
Al Holland, L ERA: 2.95	1.0		3	1	0	0	1	0	0	0	0	0	0	5	5	0.00	1.000										

Batter	1	2	3	4	5	6	7	8	9	AB	R	H	RBI	BB	SO	LOB	BOTTOM										
Juan Samuel, R OBP: 0.345, SLG: 0.392	BB BB 2B	CS 1B		F8		K	6-3			5	1	2	0	0	1	1	Cincinnati Reds @ Philadelphia Phillies Veterans Stadium, Philadelphia, PA Sat May 05 1984, 7:05 PM EDT Att: 30,073 - Unknown										
Len Matuszek, L OBP: 0.345, SLG: 0.392 Tim Corcoran, L OBP: 0.500, SLG: 0.167	BB BB BB	L3 1-2		L3		BB		BB 2B BB		2	1	0	0	2	0	1											
Mike Schmidt, R OBP: 0.402, SLG: 0.600 Kiko Garcia, R	BB BB 1-2 2-3	HR			BB 1B BB	L3		F9		2	3	1	1	2	0	2											
Joe Lefebvre, L OBP: 0.422, SLG: 0.478	BB BB FC6-4 BB				K		F9		2B BB	3	1	0	1	2	2	3											
Sixto Lezcano, R OBP: 0.463, SLG: 0.727	FC6-4 BB 1-2 2-3 3-H			6-3		1B BB			HR 1-3 2-H 2B	3	1	2	3	2	0	0											
Von Hayes, L OBP: 0.390, SLG: 0.478	F7			4-3		K		HR 1B	K	5	1	1	0	0	2	7											
Ozzie Virgil, R OBP: 0.379, SLG: 0.791	FC6-4 BB 1-2 2-3 3-H				HR		1-2 2-H 1B		FC6-4 IBB	3	2	3	5	2	0	0											
Ivan De Jesus, R OBP: 0.290, SLG: 0.287 Al Holland, R	FC6-4 FC4-6 1-2 2-3 3-H			L4		F8		F7	FC6-4	5	0	0	1	0	0	7											
Jerry Koosman, R OBP: 0.182, SLG: 0.100 Kevin Gross, R	FC4-6				6-3					3	0	1	0	0	0	2											
Luis Aquayo, R OBP: 0.375, SLG: 0.167						BB 1B		K		1	0	0	0	0	0	0											
Inning Stats	R: 4 E: 0 K: 0 S: 4	H: 1 LOB: 2 BB: 5 P: 24	R: 1 E: 0 K: 1 S: 6	H: 2 LOB: 0 BB: 0 P: 6	R: 1 E: 0 K: 0 S: 4	H: 1 LOB: 0 BB: 0 P: 4	R: 0 E: 0 K: 0 S: 3	H: 0 LOB: 0 BB: 0 P: 3	R: 1 E: 0 K: 2 S: 8	H: 1 LOB: 2 BB: 2 P: 16	R: 0 E: 0 K: 1 S: 6	H: 1 LOB: 1 BB: 1 P: 10	R: 3 E: 0 K: 1 S: 8	H: 3 LOB: 0 BB: 0 P: 8	R: 1 E: 0 K: 1 S: 6	H: 1 LOB: 3 BB: 3 P: 18	1B: 4 2B: 2 3B: 0 HR: 4	SF: 0 SAC: 0 DP: 0 HBP: 0	WP: 0 PB: 0 SB: 0 CS: 1	PA: 44							
PITCHER	IP	WLS	BF	H	R	ER	SO	BB	IBB	HBP	BLK	WP	HR	S	P	ERA	WHIP										
Bruce Berenyi, R ERA: 4.94	0.0	L	5	1	4	4	0	4	0	0	0	0	0	1	17	∞	∞										
Bill Scherrer, L ERA: 7.88	3.0		12	3	2	2	1	1	0	0	0	0	2	13	17	6.00	1.333										
Ted Power, R ERA: 4.37	3.0		14	2	1	1	3	3	0	0	0	0	0	17	29	3.00	1.667										
Tom Hume, R ERA: 5.5	1.0		6	3	3	3	1	0	0	0	0	0	2	8	8	27.00	3.000										
John Franco, L ERA: 2.08	1.0		7	1	1	1	1	2	1	0	0	0	0	6	18	9.00	3.000										

Batter	1	2	3	4	5	6	7	8	9	AB	R	H	RBI	BB	SO	LOB	TOP					
Tom Lawless, R (1,4) OBP: 0.375, SLG: 0.429	F9		K		F8			F8	F7	5	0	0	0	0	1	1	Cincinnati Reds @ Philadelphia Phillies Veterans Stadium, Philadelphia, PA Sun May 06 1984, 3:33 AM EDT Att: 34,842 - Unknown					
Eddie Milner, L (1,8) OBP: 0.345, SLG: 0.351	K		K2-3			F9 3-1 2B		CS 1B		4	1	2	0	0	2	1						
Gary Redus, R (1,7) OBP: 0.394, SLG: 0.393	F1				4-3 S 1B		F9 2-3	PB S 1B		4	2	2	0	0	0	1						
Dave Parker, L (1,9) OBP: 0.339, SLG: 0.368 Dan Driessen, L (8,3) OBP: 0.425, SLG: 0.475		4-3		4-3			3-1	WP 2B 1B		4	1	1	2	0	0	1						
Cesar Cedeno, R (1,3) OBP: 0.383, SLG: 0.452		FC5-4 BB		E S SF8 1B		3-H K		1-H 2B		3	1	2	2	1	1	0						
Dave Concepcion, R (1,6) OBP: 0.316, SLG: 0.382	F8			3-H 1-H SF8			S 1B	IBB		2	0	1	1	1	0	1						
Nick Esasky, R (1,5) Wayne Krenchicki, L (7,5)	FC5-4			K			F7	F8		3	0	0	0	0	1	2						
Brad Gulden, L (1,2) OBP: 0.278, SLG: 0.133			WP S BB		5-3		K		F7	3	0	0	0	1	1	1						
Jeff Russell, R (1,1) OBP: 0.250, SLG: 0.267 Tony Perez, R (7,PH) OBP: 0.333, SLG: 0.404 John Franco, L (7,1) Tom Hume, R (8,1)			K		6-3		K		L6	2	0	0	0	0	1	1						
										1	0	0	0	0	0	0						
										1	0	0	0	0	0	0						
Inning Stats	R: 0 E: 0 K: 1 S: 5	H: 0 LOB: 0 BB: 0 P: 5	R: 0 E: 0 K: 0 S: 3	H: 0 LOB: 1 BB: 1 P: 7	R: 0 E: 0 K: 3 S: 9	H: 0 LOB: 1 BB: 1 P: 13	R: 2 E: 0 K: 1 S: 7	H: 2 LOB: 0 BB: 0 P: 7	R: 0 E: 0 K: 0 S: 3	H: 0 LOB: 0 BB: 0 P: 3	R: 1 E: 0 K: 0 S: 6	H: 1 LOB: 0 BB: 0 P: 6	R: 0 E: 0 K: 2 S: 8	H: 1 LOB: 1 BB: 0 P: 8	R: 2 E: 0 K: 0 S: 6	H: 4 LOB: 2 BB: 1 P: 10	R: 0 E: 0 K: 0 S: 3	H: 0 LOB: 0 BB: 0 P: 3	1B: 6 2B: 2 3B: 0 HR: 0	SF: 1 SAC: 0 DP: 0 HBP: 0	WP: 2 PB: 1 SB: 5 CS: 1	PA: 37
PITCHER	IP WLS BF H R ER SO BB IBB HBP BLK WP HR S P ERA WHIP																					
Steve Carlton, L (1,1) ERA: 2.85	7.2 L 32 8 5 4 8 2 0 0 0 0 2 0 46 54 4.70 1.304																					
Al Holland, L (8,1) ERA: 2.75	1.1 5 0 0 0 0 0 0 1 0 0 0 0 0 4 8 0.00 0.000																					

Batter	1	2	3	4	5	6	7	8	9	AB	R	H	RBI	BB	SO	LOB	BOTTOM			
Juan Samuel, R (1,4) OBP: 0.342, SLG: 0.387 Al Holland, R (8,1)	K		F8	F9					K	4	0	1	0	0	1	3	Cincinnati Reds @ Philadelphia Phillies Veterans Stadium, Philadelphia, PA Sun May 06 1984, 3:33 AM EDT Att: 34,842 - Unknown			
Gary Maddox, R (9,PH) OBP: 0.353, SLG: 0.438							CS 1B			1	0	0	0	0	0	1				
Len Matuszek, L (1,3) OBP: 0.333, SLG: 0.377 Ozzie Virgil, R (7,PH) OBP: 0.390, SLG: 0.841	F7		K		4-3		CS 1-2			3	0	0	0	0	1	1				
Mike Schmidt, R (1,5) OBP: 0.414, SLG: 0.633				1-H HR		F3		3B		3	1	2	2	1	0	0				
Joe Lefebvre, L (1,7) OBP: 0.407, SLG: 0.458 Glenn Wilson, R (8,PH) OBP: 0.397, SLG: 0.427 Greg Gross, L (8,PH) OBP: 0.524, SLG: 0.471	4-3		K		F8			F7		3	0	0	0	0	1	1				
										0	0	0	0	0	0	0				
										1	0	0	0	0	0	2				
Sixto Lezcano, R (1,9) OBP: 0.444, SLG: 0.676		F8				5-3		1-3		4	1	1	0	0	0	2				
Von Hayes, L (1,8) OBP: 0.383, SLG: 0.466		4-3				4-3		F8		4	0	1	0	0	0	2				
John Wockenfuss, R (1,2) OBP: 0.378, SLG: 0.375						6-3				3	0	1	1	1	1	0				
Ivan De Jesus, R (1,6) OBP: 0.278, SLG: 0.275		F9			F8		F3		6-3	4	0	0	0	0	0	3				
Steve Carlton, L (1,1) OBP: 0.133, SLG: 0.133 Luis Aguayo, R (8,4) OBP: 0.375, SLG: 0.167 Tim Corcoran, L (9,PH) OBP: 0.545, SLG: 0.167					F6		K			3	1	1	0	0	1	2				
										0	0	0	0	0	0	0				
										0	0	0	0	1	0	0				
Inning Stats	R: 0 E: 0 K: 1 S: 6	H: 1 LOB: 1 BB: 0 P: 6	R: 0 E: 0 K: 0 S: 3	H: 0 LOB: 1 BB: 1 P: 7	R: 2 E: 0 K: 2 S: 9	H: 2 LOB: 0 BB: 0 P: 9	R: 1 E: 0 K: 0 S: 6	H: 3 LOB: 2 BB: 0 P: 6	R: 0 E: 0 K: 0 S: 3	H: 0 LOB: 0 BB: 0 P: 3	R: 0 E: 0 K: 1 S: 5	H: 1 LOB: 0 BB: 0 P: 5	R: 0 E: 0 K: 0 S: 4	H: 1 LOB: 2 BB: 1 P: 8	R: 0 E: 0 K: 2 S: 7	H: 0 LOB: 1 BB: 1 P: 11	1B: 5 2B: 1 3B: 1 HR: 1	SF: 0 SAC: 0 DP: 0 HBP: 0	WP: 0 PB: 0 SB: 0 CS: 1	PA: 38
PITCHER	IP WLS BF H R ER SO BB IBB HBP BLK WP HR S P ERA WHIP																			
Jeff Russell, R (1,1) ERA: 3.11	6.0 W 25 6 3 3 3 1 0 0 0 0 0 0 6 34 4.50 1.167																			
John Franco, L (7,1) ERA: 1.89	1.0 W 5 2 0 0 1 1 0 0 0 0 0 0 6 10 0.00 3.000																			
Tom Hume, R (8,1) ERA: 4.95	2.0 S 7 0 0 0 2 1 0 0 0 0 0 0 10 14 0.00 0.500																			

Batter	1	2	3	4	5	6	7	8	9	AB	R	H	RBI	BB	SO	LOB	TOP					
Claudell Washington, L OBP: 0.455, SLG: 0.594	(1, 9) X 0-0 G3	X 0-0 BLK 1B		0-3 K		0-3 K		X 0-0 S 1B	5	0	2	2	0	2	1							
Rafael Ramirez, R OBP: 0.319, SLG: 0.303	(1, 6) X 0-0 6-3	X 0-0 6-3		X 0-0 F9		X 0-0 F8		X 0-0 5-3	5	0	0	0	0	0	3							
Gerald Perry, L Albert Hall, S OBP: 0.167, SLG: 0.136	(1, 7) X (9, 7) 0-0 6-3		4-0 HR	0-3 K		X 0-0 F7		X 0-0 1-3	4	1	0	0	1	1	1							
Dale Murphy, R OBP: 0.336, SLG: 0.515		X 0-0 1B 1B	X 0-0 1B HR		X 0-0 5-3		X 0-0 F8	X 4-0 IBB	4	2	2	2	1	0	0							
Chris Chambliss, L OBP: 0.288, SLG: 0.347	(1, 3) X 0-0 BB 1B	X 0-0 BB 1B	X 0-0 E E 1B		X 4-0 E BB		X 0-3 K	X 0-0 G3	4	2	2	0	1	1	2							
Glenn Hubbard, R OBP: 0.359, SLG: 0.392	(1, 4) X 0-0 F8	X 0-0 F8	X 0-0 E5 FC5-4		X 0-0 F9		X 0-0 F8		4	0	0	0	0	0	4							
Jerry Royster, R OBP: 0.208, SLG: 0.244	(1, 5) X 0-0 BB 1B	X 0-0 BB 1B	X 0-3 K		X 0-0 5-3		X 0-0 E7 SF7		4	2	1	1	0	1	3							
Bruce Benedict, R OBP: 0.296, SLG: 0.288	(1, 2) X 4-0 1B BLK BB	X 4-0 1B BLK BB	X 0-0 FC5-4		X 0-0 1B		X 0-0 SF7		2	1	1	1	1	0	1							
Pascual Perez, R Gene Garber, R (6, 1)	(1, 1) (6, 1) 0-3 K	X 0-3 K	X 0-0 L6		X 0-3 K		X 0-3 K		3	0	0	0	0	2	5							
Inning Stats	R: 0 E: 0 K: 0 S: 3	H: 0 LOB: 0 BB: 0 P: 3	R: 4 E: 1 K: 1 S: 9	H: 4 LOB: 1 BB: 1 P: 13	R: 3 E: 2 K: 1 S: 8	H: 2 LOB: 1 BB: 1 P: 12	R: 0 E: 0 K: 2 S: 7	H: 0 LOB: 0 BB: 0 P: 7	R: 0 E: 1 K: 0 S: 3	H: 0 LOB: 1 BB: 1 P: 7	R: 0 E: 0 K: 1 S: 5	H: 0 LOB: 0 BB: 0 P: 5	R: 1 E: 1 K: 1 S: 6	H: 0 LOB: 0 BB: 0 P: 6	R: 0 E: 0 K: 0 S: 4	H: 1 LOB: 2 BB: 1 P: 8	1B: 6 2B: 1 3B: 0 HR: 1	SF: 1 SAC: 0 DP: 0 HBP: 0	WP: 0 PB: 0 SB: 2 CS: 0	PA: 41		
PITCHER	IP WLS BF H R ER SO BB IBB HBP BLK WP HR S P ERA WHIP	IP WLS BF H R ER SO BB IBB HBP BLK WP HR S P ERA WHIP	Marty Bystrom, R ERA: 10.13	Kevin Gross, R ERA: 0.49	Tug McGraw, L ERA: 2.61																	

Atlanta Braves @ Philadelphia Phillies
Veterans Stadium, Philadelphia, PA
Mon May 07 1984, 7:05 PM EDT
Att: 17,739 - Unknown

AB 36
R 8
H 8
RBI 6
BB 4
SO 8
LOB 20



Batter	1	2	3	4	5	6	7	8	9	AB	R	H	RBI	BB	SO	LOB	BOTTOM					
Juan Samuel, R OBP: 0.344, SLG: 0.400	(1, 4) X 0-0 1B 3B	X 1-0 HBP			X 0-0 F9	X 0-0 F8		X 0-3 K	4	1	1	0	0	1	2							
Greg Gross, L OBP: 0.538, SLG: 0.500	(1, 3) X 0-0 G4-6-3 1B	X 0-0 G3			X 0-0 F8		X 0-0 FC5-4 1B	X 0-0 FC1-4 1B	5	0	3	1	0	0	2							
Mike Schmidt, R OBP: 0.413, SLG: 0.614	(1, 5) X 0-0 L5		4-0 BB		X 4-0 BB		X 0-0 FC5-4 1-2	X 0-0 FC1-4 1-2 3-H	3	0	0	1	2	0	3							
Joe Lefebvre, L OBP: 0.385, SLG: 0.429	(1, 7) X 0-0 G4-6-3 1-2		X 0-0 F8		X 0-0 4-3		X 0-3 K	X 0-0 F7	5	0	0	0	0	1	5							
Sixto Lezcano, R OBP: 0.429, SLG: 0.707	(1, 9) X 0-0 E6 HR	X 0-0 E6 HR	X 0-3 K		X 0-0 HR		X 0-0 F8		4	2	1	1	0	1	2							
Von Hayes, L OBP: 0.388, SLG: 0.545	(1, 8) X 0-0 HR	X 0-0 HR	X 0-0 6-3		X 0-0 HR		X 0-0 4-3		4	2	2	3	0	0	1							
Ozzie Virgil, R OBP: 0.353, SLG: 0.771	(1, 2) X 0-0 5-3			0-3 K		X 0-0 L4		X 0-3 K	4	0	0	0	0	2	0							
Ivan De Jesus, R OBP: 0.267, SLG: 0.263	(1, 6) X 0-0 4-3			X 0-0 6-3		X 0-0 F9		X 0-0 5-3	4	0	0	0	0	0	0							
Marty Bystrom, R Kevin Gross, R Tim Corcoran, L Tug McGraw, R Len Matuszek, L OBP: 0.341, SLG: 0.385	(1, 1) (3, 1) (6, PH) (7, 1) (9, PH) R: 1 E: 0 K: 0 S: 4	H: 2 LOB: 0 BB: 0 P: 4	R: 2 E: 1 K: 0 S: 6	H: 2 LOB: 2 BB: 0 P: 7	R: 0 E: 0 K: 1 S: 5	H: 0 LOB: 1 BB: 1 P: 9	R: 0 E: 0 K: 2 S: 7	H: 0 LOB: 0 BB: 0 P: 7	R: 0 E: 0 K: 0 S: 3	H: 0 LOB: 1 BB: 1 P: 7	R: 0 E: 0 K: 0 S: 6	H: 3 LOB: 1 BB: 0 P: 6	R: 0 E: 0 K: 1 S: 6	H: 1 LOB: 1 BB: 0 P: 6	R: 0 E: 0 K: 1 S: 5	H: 0 LOB: 0 BB: 0 P: 5	R: 1 E: 0 K: 1 S: 7	H: 2 LOB: 1 BB: 0 P: 7	1B: 5 2B: 1 3B: 1 HR: 3	SF: 0 SAC: 0 DP: 1 HBP: 1	WP: 0 PB: 0 SB: 0 CS: 0	PA: 40
PITCHER	IP WLS BF H R ER SO BB IBB HBP BLK WP HR S P ERA WHIP	IP WLS BF H R ER SO BB IBB HBP BLK WP HR S P ERA WHIP	Pascual Perez, R ERA: 6.35	Gene Garber, R ERA: 4.61																		

Atlanta Braves @ Philadelphia Phillies
Veterans Stadium, Philadelphia, PA
Mon May 07 1984, 7:05 PM EDT
Att: 17,739 - Unknown

AB 37
R 6
H 10
RBI 6
BB 2
SO 6
LOB 15



Batter	1	2	3	4	5	6	7	8	9	AB	R	H	RBI	BB	SO	LOB	TOP		
Claudell Washington, L OBP: 0.461, SLG: 0.600 (1, 9)	0-3 K	0-0 4-3			0-0 SH3-4 G3 2B		0-0 FC1-6 1B 1B		4-0 1B 1B BB	4	3	2	0	1	1	1	Atlanta Braves @ Philadelphia Phillies Veterans Stadium, Philadelphia, PA Tue May 08 1984, 7:05 PM EDT Att: 13,443 - Unknown		
Rafael Ramirez, R OBP: 0.333, SLG: 0.319 (1, 6)	0-3 K		0-0 FC6-4 1B		0-0 SH3-4 2-3		0-0 FC1-6 1B	0-0 1B S BB	4	1	3	1	0	1	0				
Gerald Perry, L OBP: 0.343, SLG: 0.309 Albert Hall, S OBP: 0.160, SLG: 0.130 (7, 7)	0-0 E4 BB 1B		0-0 FC6-4 1-2		0-0 G3 3-H 0-3		0-0 FC1-6 1B 1-2 2-3	0-3 K	4	1	0	1	0	0	0	3			
Dale Murphy, R OBP: 0.347, SLG: 0.509 (1, 8)	4-0 1B 1-2 BB		0-0 F7		0-0 K		0-0 1B	4-0 1B 1B IBB	3	1	1	1	2	1	1				
Chris Chambliss, L OBP: 0.294, SLG: 0.350 Mike Jorgensen, L OBP: 0.400, SLG: 0.500 (9, 3)	0-0 1-2 2-H 1B		0-0 G3		0-0 F8		0-0 F7	0-0 1B 1B	5	1	2	3	0	0	0	3			
Glenn Hubbard, R OBP: 0.361, SLG: 0.393 (1, 4)	0-0 F7			0-0 L1		0-0 G4-6-3 1B		0-0 F8	0-0 1B 1-2 3-H 3-H 1B	5	0	2	1	0	0	2			
Randy Johnson, R OBP: 0.353, SLG: 0.467 (1, 5)		0-0 G3		0-0 2B		0-0 G4-6-3 1-2		0-0 2B	0-0 K	5	0	2	0	0	1	3			
Alex Trevino, R OBP: 0.391, SLG: 0.429 (1, 2)	0-3 K			0-0 1-3			0-0 1B 1B 2B	0-0 F9	0-0 1B 1-3 2-H 1B	5	1	2	1	0	1	2			
Pete Falcone, L OBP: 0.214, SLG: 0.357 (1, 1)		0-0 1B		0-0 6-3			0-0 F2	0-0 4-3		4	0	1	0	0	0	3			
Inning Stats	R: 1 E: 1 K: 2 S: 9	H: 1 LOB: 2 BB: 1 P: 13	R: 0 E: 0 K: 1 S: 6	H: 1 LOB: 1 BB: 0 P: 6	R: 0 E: 0 K: 0 S: 4	H: 1 LOB: 1 BB: 0 P: 4	R: 0 E: 0 K: 0 S: 4	H: 1 LOB: 0 BB: 0 P: 6	R: 0 E: 0 K: 0 S: 3	H: 1 LOB: 2 BB: 0 P: 7	R: 0 E: 0 K: 0 S: 4	H: 1 LOB: 1 BB: 0 P: 4	R: 4 E: 0 K: 2 S: 10	H: 4 LOB: 2 BB: 2 P: 18	1B: 11 2B: 4 3B: 0 HR: 0	SF: 0 SAC: 1 DP: 1 HBP: 0	WP: 0 PA: 44 PB: 0 SB: 1 CS: 0		
PITCHER	IP	WLS	BF	H	R	ER	SO	BB	IBB	HBP	BLK	WP	HR	S	P	ERA	WHIP		
John Denny, R ERA: 1.72 Bill Campbell, R ERA: 3.46 (9, 1)	8.0	L	36	11	4	3	4	1	0	0	0	0	0	43	47	3.38	1.500		

Batter	1	2	3	4	5	6	7	8	9	AB	R	H	RBI	BB	SO	LOB	BOTTOM			
Juan Samuel, R OBP: 0.349, SLG: 0.407 (1, 4)	0-0 F8		0-0 2B		4-0 G4-6-3 BB			0-0 F9		3	0	1	0	1	0	0	Atlanta Braves @ Philadelphia Phillies Veterans Stadium, Philadelphia, PA Tue May 08 1984, 7:05 PM EDT Att: 13,443 - Unknown			
Greg Gross, L OBP: 0.483, SLG: 0.440 John Wockenfuss, R OBP: 0.368, SLG: 0.364 (8, PH) (9, 3)	0-3 K2-3		0-0 1-3		0-0 G4-6-3 1-2			0-0 F7		3	0	0	0	0	1	2				
Mike Schmidt, R OBP: 0.408, SLG: 0.596 (1, 5)	0-3 K		0-3 K		4-0 CS BB			0-0 1-3		3	0	0	0	1	2	1				
Sixto Lezcano, R OBP: 0.434, SLG: 0.682 (1, 9)		4-0 G6-4-3 BB		0-0 1B		0-3 K 1-2		0-0 F9		3	0	1	0	1	1	1				
Glenn Wilson, R OBP: 0.295, SLG: 0.419 (1, 7)		0-0 G6-4-3 1-2		0-0 FC4 1B		0-0 6-3		0-0 6-3		4	0	1	0	0	0	1				
Gary Maddox, R OBP: 0.351, SLG: 0.412 (1, 8)		4-0 HR BB		0-3 K			0-0 F3			2	1	0	0	1	1	2				
Ozzie Virgil, R OBP: 0.346, SLG: 0.804 (1, 2)		0-0 1-H HR		0-3 K			0-0 6-3			3	1	1	2	0	1	2				
Ivan De Jesus, R OBP: 0.260, SLG: 0.255 (1, 6)		0-0 F7		0-0 FC4 1-2			0-0 4-3			3	0	0	0	0	0	2				
John Denny, R OBP: 0.267, SLG: 0.267 Luis Aguayo, R OBP: 0.333, SLG: 0.143 Bill Campbell, R (9, 1)			0-0 5-3		0-3 K			0-3 K		2	0	0	0	0	1	0				
Inning Stats	R: 0 E: 0 K: 2 S: 7	H: 0 LOB: 0 BB: 0 P: 7	R: 2 E: 0 K: 0 S: 3	H: 1 LOB: 2 BB: 2 P: 11	R: 0 E: 0 K: 1 S: 6	H: 1 LOB: 1 BB: 0 P: 6	R: 0 E: 0 K: 2 S: 9	H: 2 LOB: 2 BB: 0 P: 9	R: 0 E: 0 K: 1 S: 4	H: 0 LOB: 0 BB: 1 P: 8	R: 0 E: 0 K: 1 S: 4	H: 0 LOB: 0 BB: 1 P: 8	R: 0 E: 0 K: 0 S: 3	R: 0 E: 0 K: 1 S: 5	H: 0 LOB: 0 BB: 0 P: 5	R: 0 E: 0 K: 0 S: 3	H: 0 LOB: 0 BB: 0 P: 3	1B: 2 2B: 2 3B: 0 HR: 1	SF: 0 SAC: 0 DP: 3 HBP: 0	WP: 0 PA: 32 PB: 0 SB: 0 CS: 1
PITCHER	IP	WLS	BF	H	R	ER	SO	BB	IBB	HBP	BLK	WP	HR	S	P	ERA	WHIP			
Pete Falcone, L ERA: 3.57 (1, 1)	9.0	W	32	4	2	2	8	4	0	0	0	0	1	44	60	2.00	0.889			

Batter	1	2	3	4	5	6	7	8	9	AB	R	H	RBI	BB	SO	LOB	TOP				
Juan Samuel, R (1,4) OBP: 0.359, SLG: 0.415	0-3 K		X 0-0 1B		X 0-0 1B			X 0-0 1B	X 0-0 FC5	5	0	3	0	0	1	2	Philadelphia Phillies @ Houston Astros Astrodome, Houston, TX Wed May 09 1984, 8:05 PM EDT Att: 9,824 - Unknown				
Greg Gross, L (1,3) OBP: 0.455, SLG: 0.414	0-0 F5		X 0-0 F8		X 0-3 K			X 0-0 1B	X 1-2 2-3	4	0	1	0	0	1	2					
Mike Schmidt, R (1,5) OBP: 0.403, SLG: 0.579	4-0 BB			X 0-0 6-3		X 0-0 5-3		X 0-3 K		3	0	0	0	1	1	2					
Sixto Lezcano, R (1,9) OBP: 0.421, SLG: 0.638	0-0 F8			X 4-0 1B SF8 BB		X 0-0 F6		X 0-0 F8		3	1	0	0	1	0	3					
Glenn Wilson, R (1,7) OBP: 0.303, SLG: 0.433		X 0-0 F9		X 0-0 1B		X 0-0 2B		X 0-0 F5		4	0	2	0	0	0	2					
Gary Maddox, R (1,8) OBP: 0.341, SLG: 0.389		X 0-0 6-3		X 0-0 SF8		X 0-0 F4		X 4-0 FC5 1B BB		2	0	0	1	1	0	1					
Ozzie Virgil, R (1,2) OBP: 0.317, SLG: 0.745		X 0-0 F8		X 3-H 0-0 F5		X 0-0 F3		X 0-0 F8		4	0	0	0	0	0	2					
Ivan De Jesus, R (1,6) OBP: 0.259, SLG: 0.255			X 0-0 F8		X 0-0 6-3		X 0-3 K	X 0-0 FC5 1B		4	0	1	0	0	1	0					
Charles Hudson, S (1,1) Kiko Garcia, R (3,PH) Kevin Gross, R (3,PH) Tim Corcoran, L (5,PH) Tug McGraw, R (5,PH) Luis Aguayo, R (7,PH) Larry Andersen, R (7,PH) John Wockenluss, R (9,PH)			X 0-0 4-3		X 0-3 K		X 0-0 6-3	X 0-0 F7		0	0	0	0	0	0	0					
Inning Stats	R: 0 E: 0 K: 1 S: 5	H: 0 LOB: 1 BB: 1 P: 9	R: 0 E: 0 K: 0 S: 3	H: 0 LOB: 0 BB: 0 P: 3	R: 0 E: 0 K: 0 S: 4	H: 1 LOB: 1 BB: 0 P: 4	R: 1 E: 0 K: 0 S: 4	H: 1 LOB: 1 BB: 0 P: 8	R: 0 E: 0 K: 1 S: 5	H: 0 LOB: 0 BB: 0 P: 5	R: 0 E: 0 K: 1 S: 7	H: 2 LOB: 2 BB: 0 P: 7	R: 0 E: 0 K: 0 S: 4	H: 1 LOB: 2 BB: 1 P: 8	1B: 6 2B: 1 3B: 0 HR: 0	SF: 1 SAC: 0 DP: 0 HBP: 0		WP: 0 PB: 0 SB: 0 CS: 0	PA: 37		
PITCHER Bob Knepper, L (1,1) ERA: 2.0	IP: 9.0 WLS: W BF: 37 H: 7 R: 1 ER: 1 SO: 5 BB: 3 IBB: 0 HBP: 0 BLK: 0 WP: 0 HR: 0 S: 44 P: 56 ERA: 1.00 WHIP: 1.111																				

Batter	1	2	3	4	5	6	7	8	9	AB	R	H	RBI	BB	SO	LOB	BOTTOM				
Kevin Bass, S (1,9) OBP: 0.293, SLG: 0.375	0-0 F8			X 0-0 F8			X 0-0 F7	X 0-3 K		5	0	1	1	0	1	1	Philadelphia Phillies @ Houston Astros Astrodome, Houston, TX Wed May 09 1984, 8:05 PM EDT Att: 9,824 - Unknown				
Craig Reynolds, L (1,6) OBP: 0.294, SLG: 0.447	0-0 S 1B	X 2-H 4-3 1B			X 0-0 F3		X 0-0 1B			4	2	2	0	0	0	1					
Jose Cruz, L (1,7) OBP: 0.398, SLG: 0.431	4-0 1B 3B BB		X 0-0 F5		X 0-0 F3		X 0-0 5-3			3	1	0	0	1	0	1					
Jerry Mumphy, S (1,8) OBP: 0.383, SLG: 0.373	0-0 3B 1B		X 0-0 F7		X 0-0 BB 1B		X 0-0 BLK 1B			4	1	3	2	0	0	0					
Enos Cabell, R (1,3) OBP: 0.357, SLG: 0.529	0-0 SF9 3B		X 0-0 BB 1B		X 4-0 BB 1B		X 0-0 F3			3	1	2	2	1	0	1					
Mark Bailey, S (1,2) OBP: 0.444, SLG: 0.524	0-0 SF9		X 4-0 BB 1B		X 1-2 BB		X 0-0 K			2	1	1	2	1	1	2					
Phil Garner, R (1,5) OBP: 0.264, SLG: 0.217	0-3 K		X 0-0 F8		X 0-0 F7		X 0-0 F7	X 0-0 HR		4	0	0	0	0	1	2					
Bill Doran, S (1,4) OBP: 0.238, SLG: 0.228		X 0-0 SH1-3 1B 1B		X 0-3 K		X 0-0 F9		X 0-0 1-3		4	1	1	0	0	1	0					
Bob Knepper, L (1,1) OBP: 0.125, SLG: 0.067		X 0-0 SH1-3		X 0-0 F7		X 0-0 1-3		X 0-0 1B		3	0	1	0	0	0	0					
Inning Stats	R: 4 E: 0 K: 1 S: 8	H: 3 LOB: 0 BB: 1 P: 12	R: 1 E: 0 K: 0 S: 4	H: 2 LOB: 0 BB: 0 P: 4	R: 0 E: 0 K: 0 S: 4	H: 1 LOB: 2 BB: 1 P: 8	R: 0 E: 0 K: 1 S: 5	H: 0 LOB: 0 BB: 0 P: 5	R: 0 E: 0 K: 0 S: 3	H: 0 LOB: 0 BB: 0 P: 3	R: 1 E: 0 K: 0 S: 5	H: 2 LOB: 1 BB: 0 P: 5	R: 1 E: 0 K: 1 S: 7	H: 2 LOB: 1 BB: 0 P: 7	1B: 8 2B: 0 3B: 2 HR: 1	SF: 1 SAC: 1 DP: 0 HBP: 0		WP: 0 PB: 0 SB: 1 CS: 0	PA: 37		
PITCHER Charles Hudson, R (1,1) ERA: 5.15 Kevin Gross, R (3,1) Tug McGraw, L (5,1) Larry Andersen, R (7,1) ERA: 3.86	IP: 2.0 WLS: L BF: 11 H: 5 R: 5 ER: 5 SO: 1 BB: 1 IBB: 0 HBP: 0 BLK: 0 WP: 0 HR: 0 S: 9 P: 16 ERA: 22.50 WHIP: 3.000																				

Batter	1	2	3	4	5	6	7	8	9	AB	R	H	RBI	BB	SO	LOB	TOP			
Juan Samuel, R (1,4) OBP: 0.363, SLG: 0.426										4	1	2	0	0	1	0	Philadelphia Phillies @ Houston Astros Astrodome, Houston, TX Thu May 10 1984, 8:05 PM EDT Att: 11,492 - Unknown			
Greg Gross, L (1,3) OBP: 0.417, SLG: 0.375 John Wockenfuss, R (8,PH) OBP: 0.350, SLG: 0.343										3	0	0	0	0	0	1				
Mike Schmidt, R (1,5) OBP: 0.398, SLG: 0.595										4	1	1	2	0	3	0				
Joe Lefebvre, L (1,9) OBP: 0.372, SLG: 0.413										3	0	0	0	0	2	0				
Glenn Wilson, R (1,7) OBP: 0.304, SLG: 0.430										3	0	1	0	0	0	0				
Von Hayes, L (1,8) OBP: 0.375, SLG: 0.525										3	0	0	0	0	1	1				
Ozzie Virgil, R (1,2) OBP: 0.397, SLG: 0.707										3	0	0	0	0	1	0				
Ivan De Jesus, R (1,6) OBP: 0.255, SLG: 0.250 Gary Maddox, R (8,PH) OBP: 0.333, SLG: 0.378 Kiko Garcia, R (8,6)										2	0	0	0	0	0	0				
Jerry Koosman, R (1,1) OBP: 0.154, SLG: 0.083 Sixto Lezcano, R (8,PH) OBP: 0.414, SLG: 0.625 Bill Campbell, R (8,1)										2	0	0	0	0	0	0				
Inning Stats	R: 0 E: 0 K: 2 S: 7	H: 0 LOB: 0 BB: 0 P: 7	R: 0 E: 0 K: 1 S: 5	H: 0 LOB: 0 BB: 0 P: 5	R: 0 E: 0 K: 0 S: 3	H: 0 LOB: 0 BB: 0 P: 3	R: 0 E: 0 K: 1 S: 5	H: 0 LOB: 0 BB: 0 P: 5	R: 0 E: 0 K: 1 S: 5	H: 0 LOB: 0 BB: 0 P: 5	R: 2 E: 0 K: 1 S: 8	H: 3 LOB: 1 BB: 0 P: 8	R: 0 E: 0 K: 2 S: 7	H: 0 LOB: 0 BB: 0 P: 7	R: 0 E: 0 K: 1 S: 5	H: 1 LOB: 0 BB: 0 P: 5		1B: 2 2B: 1 3B: 0 HR: 1	SF: 0 SAC: 0 DP: 1 HBP: 0	WP: 0 PB: 0 SB: 0 CS: 0
PITCHER	IP WLS BF H R ER SO BB IBB HBP BLK WP HR S P ERA WHIP																			
Mike Scott, R (1,1) ERA: 5.45 Frank DiPino, L (7,1) ERA: 2.51	6.2 W 23 3 2 2 5 0 0 0 0 0 1 33 33 2.70 0.450																			
Frank DiPino, L (7,1) ERA: 2.51	2.1 S 7 1 0 0 4 0 0 0 0 0 0 0 15 15 0.00 0.429																			

Batter	1	2	3	4	5	6	7	8	9	AB	R	H	RBI	BB	SO	LOB	BOTTOM			
Kevin Bass, S (1,9) OBP: 0.291, SLG: 0.370										4	1	1	0	0	1	0	Philadelphia Phillies @ Houston Astros Astrodome, Houston, TX Thu May 10 1984, 8:05 PM EDT Att: 11,492 - Unknown			
Craig Reynolds, L (1,6) OBP: 0.274, SLG: 0.430										3	0	0	0	0	1	2				
Jose Cruz, L (1,7) OBP: 0.386, SLG: 0.415										4	0	0	0	0	1	3				
Jerry Mumphy, S (1,8) OBP: 0.378, SLG: 0.368										4	1	1	1	0	0	3				
Enos Cabell, R (1,3) OBP: 0.367, SLG: 0.519										3	1	1	0	1	0	0				
Mark Bailey, S (1,2) OBP: 0.387, SLG: 0.440										4	0	0	0	0	3	5				
Phil Garner, R (1,5) OBP: 0.277, SLG: 0.244										3	1	2	2	0	0	0				
Bill Doran, S (1,4) OBP: 0.233, SLG: 0.223										2	0	0	1	0	0	1				
Mike Scott, R (1,1) OBP: 0.200, SLG: 0.300 Frank DiPino, L (7,1) ERA: 3.32										3	0	1	0	0	2	0				
Inning Stats	R: 0 E: 1 K: 1 S: 6	H: 0 LOB: 1 BB: 0 P: 6	R: 0 E: 0 K: 0 S: 4	H: 1 LOB: 1 BB: 0 P: 4	R: 1 E: 1 K: 1 S: 8	H: 2 LOB: 3 BB: 1 P: 12	R: 0 E: 0 K: 1 S: 5	H: 0 LOB: 0 BB: 0 P: 5	R: 0 E: 0 K: 2 S: 7	H: 0 LOB: 0 BB: 0 P: 7	R: 3 E: 0 K: 2 S: 10	H: 3 LOB: 0 BB: 0 P: 10	R: 0 E: 0 K: 0 S: 3	H: 0 LOB: 0 BB: 0 P: 3	R: 0 E: 0 K: 1 S: 5	H: 0 LOB: 0 BB: 0 P: 5		1B: 5 2B: 1 3B: 0 HR: 0	SF: 0 SAC: 2 DP: 0 HBP: 0	WP: 0 PB: 0 SB: 0 CS: 0
PITCHER	IP WLS BF H R ER SO BB IBB HBP BLK WP HR S P ERA WHIP																			
Jerry Koosman, L (1,1) ERA: 4.38 Bill Campbell, R (8,1) ERA: 3.32	7.0 L 30 6 4 3 7 0 0 0 0 0 0 0 43 47 3.86 0.857																			
Bill Campbell, R (8,1) ERA: 3.32	1.0 3 0 0 0 1 0 0 0 0 0 0 0 5 5 0.00 0.000																			

Batter	1	2	3	4	5	6	7	8	9	AB	R	H	RBI	BB	SO	LOB	TOP					
Juan Samuel, R (1.4) OBP: 0.397, SLG: 0.417	6-3		F8		F8			K	S	5	0	1	0	0	1	0	Philadelphia Phillies @ San Diego Padres Jack Murphy Stadium, San Diego, CA Fri May 11, 1984, 10:05 PM EDT Att: 18,009 - Unknown					
Von Hayes, L (1.8) OBP: 0.386, SLG: 0.506 Kiko Garcia, R (9.6)	4-3			K		G3		HR	F8	5	1	1	0	0	1	1						
Mike Schmidt, R (1.5) OBP: 0.401, SLG: 0.614	6-3			BB		G3		HR		3	1	1	2	1	0	0						
Joe Lefebvre, L (1.9) OBP: 0.367, SLG: 0.398		3-1		BB		K		F7		3	0	0	0	1	1	0						
Glenn Wilson, R (1.7) OBP: 0.302, SLG: 0.423	K			F8				4-3		4	0	1	0	0	1	2						
Len Matuszek, L (1.3) OBP: 0.351, SLG: 0.432 Garry Maddox, R (9. PH) OBP: 0.326, SLG: 0.368				F5					G3	3	1	2	1	0	0	2						
Ozzie Virgil, R (1.2) OBP: 0.303, SLG: 0.742										1	0	0	0	0	0	0						
Ivan De Jesus, R (1.6) OBP: 0.257, SLG: 0.245 Sixto Lezcano, R (9. PH) OBP: 0.424, SLG: 0.694 Greg Gross, L (9.3) OBP: 0.417, SLG: 0.375			K		6-3				HR	2	0	0	0	1	1	0						
Steve Carlton, L (1.1) OBP: 0.118, SLG: 0.118 Tim Corcoran, L (7. PH) OBP: 0.500, SLG: 0.333 Kevin Gross, R (7.1) Al Holland, R (8.1)			G1		G3					1	0	0	0	0	0	2						
Inning Stats	R: 0 E: 0 K: 0 S: 3	H: 0 LOB: 0 BB: 0 P: 3	R: 1 E: 0 K: 1 S: 6	H: 1 LOB: 0 BB: 0 P: 6	R: 0 E: 0 K: 1 S: 5	H: 0 LOB: 0 BB: 0 P: 5	R: 0 E: 0 K: 1 S: 5	H: 0 LOB: 2 BB: 2 P: 13	R: 1 E: 0 K: 0 S: 4	H: 1 LOB: 0 BB: 0 P: 4	R: 0 E: 0 K: 0 S: 5	H: 0 LOB: 0 BB: 0 P: 5	R: 0 E: 0 K: 0 S: 4	H: 2 LOB: 2 BB: 1 P: 8	R: 2 E: 0 K: 1 S: 7	H: 2 LOB: 0 BB: 0 P: 7		R: 2 E: 0 K: 0 S: 6	H: 3 LOB: 1 BB: 0 P: 6	1B: 5 2B: 0 3B: 0 HR: 4	SF: 0 SAC: 0 DP: 0 HBP: 0	WP: 0 PB: 0 SB: 2 CS: 0
PITCHER	IP	WLS	BF	H	R	ER	SO	BB	IBB	HBP	BLK	WP	HR	S	P	ERA	WHIP					
Eric Show, R (1.1) ERA: 2.25	7.0		27	4	2	2	4	2	1	0	0	0	2	32	44	2.57	0.857					
Rich Gossage, R (8.1) ERA: 3.75	1.0		5	2	2	2	1	0	0	0	0	0	1	7	7	18.00	2.000					
Dave Dravecky, L (9.1) ERA: 4.37	1.0	L	6	3	2	2	0	0	0	0	0	0	1	6	6	18.00	3.000					

Batter	1	2	3	4	5	6	7	8	9	AB	R	H	RBI	BB	SO	LOB	BOTTOM					
Tony Gwynn, L (1.9) OBP: 0.450, SLG: 0.478	1-3		6-3	6-3		6-3		SH5-3		4	0	0	0	0	0	4	Philadelphia Phillies @ San Diego Padres Jack Murphy Stadium, San Diego, CA Fri May 11, 1984, 10:05 PM EDT Att: 18,009 - Unknown					
Alan Wiggins, S (1.4) OBP: 0.313, SLG: 0.239			CS	S		F9		F9		4	2	2	0	1	0	1						
Luis Salazar, R (1.7) OBP: 0.400, SLG: 0.293 Dave Dravecky, R (9.1)			BB	1B		F7		SH3-4	F9	4	0	1	0	0	1	2						
Steve Garvey, R (1.3) OBP: 0.277, SLG: 0.342								E5	F9	5	1	3	1	0	0	1						
Terry Kennedy, L (1.2) OBP: 0.283, SLG: 0.333	4-3		F3		1-3			1B	F8	5	1	1	1	0	0	4						
Kevin McReynolds, R (1.8) OBP: 0.350, SLG: 0.593			6-3		E5				5-3	5	0	2	2	0	0	0						
Graig Nettles, L (1.5) OBP: 0.296, SLG: 0.325					SH5-4					4	0	1	0	0	1	2						
Garry Templeton, S (1.6) OBP: 0.333, SLG: 0.365										4	0	2	0	0	0	3						
Eric Show, R (1.1) OBP: 0.133, SLG: 0.133 Rich Gossage, R (8.1) OBP: 0.400, SLG: 0.250 Tim Flannery, L (8. PH) OBP: 0.182, SLG: 0.182 Kurt Bevacqua, R (8. PH) (9.7)										1	0	0	0	0	1	1						
Inning Stats	R: 0 E: 0 K: 0 S: 5	H: 3 LOB: 2 BB: 0 P: 5	R: 0 E: 0 K: 1 S: 6	H: 1 LOB: 1 BB: 0 P: 6	R: 1 E: 0 K: 1 S: 6	H: 1 LOB: 1 BB: 1 P: 10	R: 0 E: 1 K: 1 S: 7	H: 1 LOB: 2 BB: 0 P: 7	R: 0 E: 0 K: 0 S: 5	H: 1 LOB: 1 BB: 0 P: 4	R: 3 E: 1 K: 0 S: 7	H: 3 LOB: 1 BB: 0 P: 7	R: 0 E: 1 K: 0 S: 4	H: 0 LOB: 1 BB: 0 P: 4	R: 0 E: 0 K: 0 S: 3	H: 0 LOB: 0 BB: 0 P: 3		1B: 10 2B: 2 3B: 0 HR: 0	SF: 0 SAC: 4 DP: 0 HBP: 0	WP: 1 PB: 0 SB: 2 CS: 1	PA: 42	
PITCHER	IP	WLS	BF	H	R	ER	SO	BB	IBB	HBP	BLK	WP	HR	S	P	ERA	WHIP					
Steve Carlton, L (1.1) ERA: 2.7	6.0		28	9	1	1	3	1	0	0	0	0	0	33	37	1.50	1.667					
Kevin Gross, R (7.1) ERA: 1.27	1.0		7	3	3	2	0	0	0	0	0	0	0	7	7	18.00	3.000					
Al Holland, L (8.1) ERA: 2.49	2.0	W	7	0	0	0	0	0	0	0	0	0	0	7	7	0.00	0.000					

Batter	1	2	3	4	5	6	7	8	9	AB	R	H	RBI	BB	SO	LOB	TOP					
Juan Samuel, R (1, 4) OBP: 0.354, SLG: 0.412	0-3 K		0-3 K			0-0 6-3 S 1B		0-0 3-1		4	0	1	0	0	2	2	Philadelphia Phillies @ San Diego Padres Jack Murphy Stadium, San Diego, CA Sat May 12 1984, 10:05 PM EDT Att: 36,916 - Unknown livebaseballscorecards.com					
Von Hayes, L (1, 8) OBP: 0.351, SLG: 0.483	0-0 F8			0-0 F6		0-0 6-3		0-0 F5		4	0	0	0	0	0	2						
Mike Schmidt, R (1, 5) OBP: 0.404, SLG: 0.610	0-3 K			0-0 CS 1B		0-0 F6			0-0 FC4-6 1B	4	0	2	0	0	1	1						
Joe Lefebvre, L (1, 9) OBP: 0.353, SLG: 0.379		0-3 K		0-0 F8		0-0 F8			0-0 FC4-6 1-2 HR	4	1	0	0	0	1	3						
Glenn Wilson, R (1, 7) OBP: 0.291, SLG: 0.406	0-0 F3			0-0 CS 1-2	0-0 1-3			0-0 4-3	0-0 K	4	0	0	0	0	1	1						
Len Matuszek, L (1, 3) Al Holland, R (9, 1) OBP: 0.347, SLG: 0.459	0-0 F6				0-0 F3			0-0 F8	0-0 HR	4	1	1	2	0	0	0						
Ozzie Virgil, R (1, 2) OBP: 0.308, SLG: 0.723			1-0 CS HBP		0-0 E7 1B			0-0 6-3	0-0 F5	3	1	1	0	0	0	0						
Ivan De Jesus, R (1, 6) OBP: 0.267, SLG: 0.257			0-3 K 1-2		0-0 2H 1B			0-0 3-1 SH3-4 1B		3	0	2	1	0	1	1						
Marty Bystrom, R (1, 1) Bill Campbell, R (8, 1) Greg Gross, L (9, 3) OBP: 0.500, SLG: 0.750					0-0 F7			0-0 SH3-4 1-2		2	0	1	0	0	0	1						
Inning Stats	R: 0 E: 0 K: 2 S: 7	H: 0 LOB: 0 BB: 0 P: 7	R: 0 E: 0 K: 1 S: 5	H: 0 LOB: 0 BB: 0 P: 5	R: 0 E: 0 K: 2 S: 7	H: 1 LOB: 1 BB: 0 P: 8	R: 0 E: 0 K: 0 S: 3	H: 1 LOB: 0 BB: 0 P: 3	R: 1 E: 1 K: 0 S: 5	H: 2 LOB: 1 BB: 0 P: 5	R: 0 E: 0 K: 0 S: 4	H: 0 LOB: 0 BB: 0 P: 4	R: 0 E: 0 K: 0 S: 3	H: 0 LOB: 0 BB: 0 P: 3	R: 0 E: 0 K: 0 S: 4	H: 1 LOB: 1 BB: 0 P: 4		R: 2 E: 0 K: 1 S: 7	H: 2 LOB: 2 BB: 0 P: 7	1B: 6 2B: 2 3B: 0 HR: 1	SF: 0 SAC: 1 DP: 1 HBP: 1	WP: 0 PB: 0 SB: 1 CS: 2
PITCHER Andy Hawkins, R (1, 1) ERA: 4.61	IP: 9.0 WLS: L BF: 34 H: 8 R: 3 ER: 2 SO: 6 BB: 0 IBB: 0 HBP: 1 BLK: 0 WP: 0 HR: 1 S: 45 P: 46 ERA: 2.00 WHIP: 0.889																					

Batter	1	2	3	4	5	6	7	8	9	AB	R	H	RBI	BB	SO	LOB	BOTTOM					
Tony Gwynn, L (1, 9) OBP: 0.455, SLG: 0.474	0-0 F7		0-0 SF8 1B		0-0 F8		4-0 FC4-6 1B		4-0 FC1-6 1B	3	0	1	0	2	0	0	Philadelphia Phillies @ San Diego Padres Jack Murphy Stadium, San Diego, CA Sat May 12 1984, 10:05 PM EDT Att: 36,916 - Unknown livebaseballscorecards.com					
Alan Wiggins, S (1, 4) Luis Salazar, R (9, PH) OBP: 0.312, SLG: 0.233	0-0 5-3		4-0 S 1B			0-0 F6	0-0 FC4-6 1-2		0-0 FC1-6 1B	3	0	0	0	1	0	2						
Graig Nettles, L (1, 5) OBP: 0.301, SLG: 0.333	0-0 1-3		0-0 SF8 2-3 3-H			0-0 FC3-6 1B		0-0 F7	0-0 1-3 2-3	4	0	2	2	0	0	0						
Steve Garvey, R (1, 3) OBP: 0.281, SLG: 0.344		0-3 K	0-0 4-3			0-0 FC3-6 1B		0-0 G3 1B	0-0 F8	5	0	2	0	0	1	4						
Terry Kennedy, L (1, 2) OBP: 0.290, SLG: 0.342		0-0 2B		0-0 F7		0-0 FC3-6 1-2 2-3		4-0 G3 1B		3	0	1	0	1	0	2						
Kevin McReynolds, R (1, 8) OBP: 0.339, SLG: 0.573		0-0 F3		0-0 5-3		0-0 F9		0-0 G3	1-2 2-3	4	0	0	0	0	0	5						
Bobby Brown, S (1, 7) OBP: 0.350, SLG: 0.353		0-3 K		0-0 4-3			0-0 F8	0-0 4-3		4	0	0	0	0	1	3						
Garry Templeton, S (1, 6) OBP: 0.322, SLG: 0.352			0-3 K2-3		0-3 K2-3		0-0 4-3		0-0 E6 1B	4	1	0	0	0	2	0						
Andy Hawkins, R (1, 1) Kurt Bevacqua, R (9, PH) OBP: 0.267, SLG: 0.267			0-0 BB 1B SF8		0-3 K		0-0 BB 1B		0-0 1-2-3	3	1	2	0	0	1	0						
Inning Stats	R: 0 E: 0 K: 0 S: 3	H: 0 LOB: 0 BB: 0 P: 3	R: 0 E: 0 K: 2 S: 8	H: 1 LOB: 1 BB: 0 P: 8	R: 1 E: 0 K: 1 S: 7	H: 2 LOB: 2 BB: 1 P: 11	R: 0 E: 0 K: 0 S: 3	H: 0 LOB: 0 BB: 0 P: 3	R: 0 E: 0 K: 2 S: 7	H: 0 LOB: 0 BB: 0 P: 7	R: 0 E: 0 K: 0 S: 5	H: 2 LOB: 2 BB: 0 P: 5	R: 0 E: 0 K: 0 S: 4	H: 1 LOB: 2 BB: 1 P: 8	R: 0 E: 0 K: 0 S: 4	H: 1 LOB: 2 BB: 1 P: 8		R: 1 E: 1 K: 0 S: 5	H: 1 LOB: 2 BB: 1 P: 9	1B: 7 2B: 1 3B: 0 HR: 0	SF: 1 SAC: 0 DP: 0 HBP: 0	WP: 0 PB: 0 SB: 1 CS: 0
PITCHER Marty Bystrom, R (1, 1) ERA: 6.0 Bill Campbell, R (8, 1) Al Holland, L (9, 1) ERA: 2.38	IP: 7.0 WLS: W BF: 29 H: 6 R: 1 ER: 0 SO: 5 BB: 1 IBB: 0 HBP: 0 BLK: 0 WP: 0 HR: 0 S: 37 P: 45 ERA: 1.29 WHIP: 1.143																					

Batter	1	2	3	4	5	6	7	8	9	AB	R	H	RBI	BB	SO	LOB	TOP
Juan Samuel, R OBP: 0.362, SLG: 0.437 (1, 4)										4	2	2	3	1	1	1	Philadelphia Phillies @ San Diego Padres Jack Murphy Stadium, San Diego, CA Sun May 13 1984, 6:33 AM EDT Att: 38,645 - Unknown
Von Hayes, L OBP: 0.363, SLG: 0.489 (1, 8) (9, 7)										5	2	3	1	0	0	1	
Mike Schmidt, R Kiko Garcia, R (1, 5) (6, 5)										3	0	1	1	0	2	1	
Joe Lefebvre, L Gary Maddox, R OBP: 0.358, SLG: 0.375 OBP: 0.316, SLG: 0.359 (9, PH) (9, 8)										1	0	0	1	1	0	1	
Glenn Wilson, R Larry Andersen, R (1, 7) (9, 1)										5	0	1	0	0	3	3	
Len Matuszek, L Sixto Lezcano, R OBP: 0.353, SLG: 0.489 OBP: 0.417, SLG: 0.680 (1, 3) (9, PH) (9, 9)										3	1	1	1	1	0	2	
Ozzie Virgil, R OBP: 0.300, SLG: 0.696 (1, 2)										4	1	1	1	0	0	2	
Ivan De Jesus, R OBP: 0.267, SLG: 0.257 (1, 6)										4	1	1	0	0	0	2	
John Denny, R Greg Gross, L Tug McGraw, R Tim Corcoran, L OBP: 0.235, SLG: 0.235 OBP: 0.432, SLG: 0.375 (8, PH) (8, 1) (9, 3) (9, 3)										2	0	0	0	0	0	0	
Inning Stats	R: 1 E: 0 K: 0 S: 6	H: 3 LOB: 2 BB: 0 P: 6	R: 0 E: 0 K: 0 S: 3	H: 0 LOB: 0 BB: 0 P: 3	R: 2 E: 1 K: 2 S: 8	H: 1 LOB: 0 BB: 1 P: 12	R: 1 E: 0 K: 0 S: 4	H: 1 LOB: 1 BB: 0 P: 4	R: 1 E: 0 K: 2 S: 6	H: 0 LOB: 2 BB: 3 P: 17	R: 0 E: 0 K: 1 S: 5	H: 1 LOB: 0 BB: 0 P: 9	R: 0 E: 0 K: 0 S: 3	H: 0 LOB: 0 BB: 0 P: 3	1B: 8 2B: 0 3B: 0 HR: 2	SF: 1 SAC: 1 DP: 1 HBP: 1	
PITCHER	IP WLS BF H R ER SO BB IBB HBP BLK WP HR S P ERA WHIP																
Ed Whitson, R ERA: 3.89	(1, 1) 5.0 L 23 6 5 4 4 1 0 1 0 0 2 29 34 7.20 1.400																
Sid Monge, L ERA: 6.0	(6, 1) 1.0 8 3 3 3 0 2 0 0 0 0 0 6 14 27.00 5.000																
Floyd Chiffer, R ERA: 15.0	(7, 1) 2.0 8 1 0 0 2 1 1 0 0 1 0 10 18 0.00 1.000																
Dave Dravecky, L ERA: 4.18	(9, 1) 1.0 3 0 0 0 0 0 0 0 0 0 0 3 3 0.00 0.000																

Batter	1	2	3	4	5	6	7	8	9	AB	R	H	RBI	BB	SO	LOB	BOTTOM
Tony Gwynn, L OBP: 0.457, SLG: 0.475 (1, 9)										4	1	2	0	0	1	0	Philadelphia Phillies @ San Diego Padres Jack Murphy Stadium, San Diego, CA Sun May 13 1984, 6:33 AM EDT Att: 38,645 - Unknown
Alan Wiggins, S OBP: 0.310, SLG: 0.242 (1, 4)										4	1	1	1	0	0	1	
Graig Nettles, L OBP: 0.299, SLG: 0.330 (1, 5)										4	0	1	0	0	0	1	
Steve Garvey, R Kurt Bevacqua, R OBP: 0.283, SLG: 0.367 OBP: 0.429, SLG: 0.400 (1, 3) (8, PH) (9, 3)										3	1	1	1	0	1	2	
Terry Kennedy, L Dave Dravecky, R (1, 2) (9, 1)										2	0	0	0	1	1	2	
Kevin Reynolds, R OBP: 0.336, SLG: 0.562 (1, 8)										4	0	1	0	0	0	1	
Bobby Brown, S OBP: 0.333, SLG: 0.333 (1, 7)										4	0	1	0	0	0	2	
Garry Templeton, S OBP: 0.311, SLG: 0.339 (1, 6)										4	0	0	0	0	1	2	
Ed Whitson, R Champ Summers, L Sid Monge, S Floyd Chiffer, R Doug Gwosdz, R Luis Salazar, R OBP: 1.67 OBP: 0.306, SLG: 0.167 OBP: 0.256, SLG: 0.279 (1, 1) (5, PH) (8, 1) (7, 1) (7, 2) (8, PH)										1	0	0	0	0	0	0	
Inning Stats	R: 0 E: 0 K: 0 S: 3	H: 0 LOB: 1 BB: 1 P: 7	R: 0 E: 0 K: 1 S: 5	H: 0 LOB: 0 BB: 0 P: 5	R: 1 E: 0 K: 1 S: 6	H: 1 LOB: 0 BB: 0 P: 6	R: 0 E: 0 K: 1 S: 7	H: 2 LOB: 2 BB: 0 P: 7	R: 0 E: 0 K: 0 S: 3	H: 0 LOB: 0 BB: 0 P: 3	R: 2 E: 0 K: 0 S: 6	H: 3 LOB: 1 BB: 0 P: 6	R: 0 E: 0 K: 2 S: 8	H: 1 LOB: 1 BB: 0 P: 8	1B: 5 2B: 2 3B: 0 HR: 1	SF: 0 SAC: 0 DP: 0 HBP: 0	
PITCHER	IP WLS BF H R ER SO BB IBB HBP BLK WP HR S P ERA WHIP																
John Denny, R ERA: 1.67	(1, 1) 7.0 W 26 4 1 1 4 1 0 0 0 0 0 1 33 37 1.29 0.714																
Tug McGraw, L ERA: 3.38	(8, 1) 1.0 6 3 2 2 0 0 0 0 0 0 0 6 6 18.00 3.000																
Larry Andersen, R ERA: 3.38	(9, 1) 1.0 4 1 0 0 2 0 0 0 0 0 0 8 8 0.00 1.000																

Batter	1	2	3	4	5	6	7	8	9	AB	R	H	RBI	BB	SO	LOB	TOP										
Juan Samuel, R (1,4) OBP: 0.366, SLG: 0.439	6-3			L6-3 1B		K			E SH3-4 HBP 1B	4	1	2	1	0	1	1	Philadelphia Phillies @ Los Angeles Dodgers Dodger Stadium, Los Angeles, CA Mon May 14 1984, 7:05 PM PDT Att: 39,577 - Unknown										
Gary Maddox, R (1,8) OBP: 0.399, SLG: 0.333	6-3			L6-3 1-2			F9		SH3-4 1-2 2-H 1B	3	0	0	0	0	0	1											
Mike Schmidt, R (1,5) OBP: 0.399, SLG: 0.589 Kiko Garcia, R (9, PR) Al Holland, R (9, 1)	4-3			6-3			F9		HBP E IBB	3	0	0	0	1	0	0											
Sixto Lezcano, R (1,9) OBP: 0.397, SLG: 0.642 Von Hayes, L (9, PH) OBP: 0.359, SLG: 0.484		F9			F9				E3 HBP	3	0	0	0	0	0	0											
Glenn Wilson, R (1,7) OBP: 0.280, SLG: 0.385 Len Matuszek, L (9, PH) OBP: 0.359, SLG: 0.489		K			5-3				6-3 1-2 2-3 3-H HBP	3	0	0	0	0	1	0											
Ozzie Virgil, R (1,2) OBP: 0.380, SLG: 0.658		K			F5				5-3 F4	4	0	0	0	0	1	3											
John Wockenfuss, R (1,3) OBP: 0.349, SLG: 0.342 Joe Lefebvre, L (9, PH) OBP: 0.355, SLG: 0.371				5-3		BLK 1-3 1B			F4 K	3	0	1	0	0	0	0											
Ivan De Jesus, R (1,6) OBP: 0.268, SLG: 0.259				6-3		1-3 1-2			1B 1B 1B	3	1	1	0	0	0	1											
Charles Hudson, S (1,1) OBP: 0.133, SLG: 0.200 Luis Aguayo, R (9, PH) OBP: 0.364, SLG: 0.222				4-3		F9			SH3-4 1-2 E 1B	2	0	0	0	0	0	1											
Inning Stats	R: 0 E: 0 K: 0 S: 3	H: 0 LOB: 0 BB: 0 P: 3	R: 0 E: 0 K: 2 S: 7	H: 0 LOB: 0 BB: 0 P: 7	R: 0 E: 0 K: 0 S: 3	H: 0 LOB: 0 BB: 0 P: 3	R: 0 E: 0 K: 0 S: 3	H: 1 LOB: 0 BB: 0 P: 3	R: 0 E: 0 K: 0 S: 3	H: 0 LOB: 0 BB: 0 P: 3	R: 0 E: 0 K: 0 S: 3	H: 0 LOB: 0 BB: 0 P: 3	R: 0 E: 0 K: 0 S: 3	H: 0 LOB: 0 BB: 0 P: 3	R: 3 E: 1 K: 1 S: 9	H: 3 LOB: 3 BB: 1 P: 14		1B: 5 2B: 1 3B: 0 HR: 0	SF: 0 SAC: 1 DP: 1 HBP: 1	WP: 0 PB: 0 SB: 0 CS: 0	PA: 34						
PITCHER	IP	WLS	BF	H	R	ER	SO	BB	IBB	HBP	BLK	WP	HR	S	P	ERA	WHIP										
Jerry Reuss, L (1,1) ERA: 4.34	8.0	L	28	5	3	2	3	0	0	0	1	0	0	34	34	2.25	0.625										
Tom Niedenfuer, R (9,1) ERA: 1.4	1.0	S	6	0	0	0	1	0	1	1	0	0	0	6	11	0.00	0.000										

Batter	1	2	3	4	5	6	7	8	9	AB	R	H	RBI	BB	SO	LOB	BOTTOM										
Steve Sax, R (1,4) OBP: 0.358, SLG: 0.396	6-3		F8		K			4-3		4	0	0	0	0	1	0	Philadelphia Phillies @ Los Angeles Dodgers Dodger Stadium, Los Angeles, CA Mon May 14 1984, 7:05 PM PDT Att: 39,577 - Unknown										
R.J. Reynolds, S (1,9) OBP: 0.375, SLG: 0.375	4-3		F8			F7		F7		4	0	0	0	0	0	0											
Ken Landreaux, L (1,8) OBP: 0.341, SLG: 0.351	G3		G3			F9		G3		4	0	0	0	0	0	0											
Pedro Guerrero, R (1,5) OBP: 0.306, SLG: 0.331		HR 1B		F6		1B		F7		4	1	2	0	0	0	0											
Terry Whitfield, L (1,7) OBP: 0.296, SLG: 0.422 Candy Maldonado, R (9, PH) OBP: 0.379, SLG: 0.430		F2		4-3		4-3		F2		3	0	0	0	0	0	2											
Franklin Stubbs, L (1,3) OBP: 0.273, SLG: 0.379 Jose Morales, R (9, PH) OBP: 0.250, SLG: 0.182		HR		4-0 BB		F9		F4		2	1	1	2	1	0	0											
Bob Bailor, R (1,6) OBP: 0.222, SLG: 0.125		CS 1B		6-3		F7		F7		3	0	1	0	0	0	1											
Steve Yeager, R (1,2) OBP: 0.291, SLG: 0.315		BB		5-3		BB		BB		1	0	0	0	2	0	0											
Jerry Reuss, L (1,1) OBP: 0.417, SLG: 0.300 Tom Niedenfuer, R (9,1) ERA: 2.29		K		6-3		F5		F5		3	0	0	0	0	1	2											
Inning Stats	R: 0 E: 0 K: 0 S: 3	H: 3 LOB: 1 BB: 1 P: 11	R: 2 E: 0 K: 1 S: 7	H: 3 LOB: 1 BB: 1 P: 11	R: 0 E: 0 K: 0 S: 3	H: 0 LOB: 0 BB: 0 P: 3	R: 0 E: 0 K: 0 S: 3	H: 0 LOB: 1 BB: 1 P: 7	R: 0 E: 0 K: 1 S: 5	H: 0 LOB: 0 BB: 0 P: 5	R: 0 E: 0 K: 0 S: 4	H: 1 LOB: 1 BB: 0 P: 4	R: 0 E: 0 K: 0 S: 3	H: 0 LOB: 1 BB: 1 P: 7	R: 0 E: 0 K: 0 S: 3	H: 0 LOB: 0 BB: 0 P: 3		R: 0 E: 0 K: 0 S: 3	H: 0 LOB: 0 BB: 0 P: 3	1B: 3 2B: 0 3B: 0 HR: 1	SF: 0 SAC: 0 DP: 0 HBP: 0	WP: 0 PB: 0 SB: 0 CS: 1	PA: 33				
PITCHER	IP	WLS	BF	H	R	ER	SO	BB	IBB	HBP	BLK	WP	HR	S	P	ERA	WHIP										
Charles Hudson, R (1,1) ERA: 4.63	8.0	W	30	4	2	2	2	3	0	0	0	0	1	31	43	2.25	0.875										
Al Holland, L (9,1) ERA: 2.29	1.0	S	3	0	0	0	0	0	0	0	0	0	0	3	3	0.00	0.000										



Batter	1	2	3	4	5	6	7	8	9	AB	R	H	RBI	BB	SO	LOB	TOP						
Juan Samuel, R (1,4) OBP: 0.371, SLG: 0.455										6	2	3	0	0	2	1	Philadelphia Phillies @ Los Angeles Dodgers Dodger Stadium, Los Angeles, CA Tue May 15 1984, 7:05 PM PDT Att: 41,620 - Unknown						
Von Hayes, L (1,8) OBP: 0.349, SLG: 0.465										6	1	1	1	1	0	2							
Mike Schmidt, R (1,5) OBP: 0.408, SLG: 0.614 Luis Aguayo, R (6, PR) OBP: 0.417, SLG: 0.600										3	2	2	1	1	0	1							
John Wockenfuss, R (8,5) OBP: 0.348, SLG: 0.342										4	2	1	0	1	1	3							
Glenn Wilson, R (1,7) OBP: 0.298, SLG: 0.420 Greg Gross, L (7, PH) OBP: 0.462, SLG: 0.412										3	2	3	2	0	0	0							
Len Matuszek, L (1,3) OBP: 0.384, SLG: 0.533 Tim Corcoran, L (8, PH) OBP: 0.533, SLG: 0.400										4	1	2	4	0	0	2							
Ozzie Virgil, R (1,2) OBP: 0.357, SLG: 0.615										5	0	0	0	0	1	4							
Ivan De Jesus, R (1,6) OBP: 0.273, SLG: 0.264 Kevin Gross, R (8,1) Larry Andersen, R (9,1)										5	0	2	1	0	0	2							
Jerry Koonsman, R (1,1) OBP: 0.125, SLG: 0.067 Kiko Garcia, R (8,6)										3	0	0	0	0	2	1							
Inning Stats	R: 2 E: 0 K: 0 S: 5	H: 2 LOB: 1 BB: 1 P: 9	R: 0 E: 0 K: 0 S: 3	H: 0 LOB: 0 BB: 0 P: 3	R: 3 E: 0 K: 0 S: 7	H: 4 LOB: 1 BB: 0 P: 7	R: 0 E: 0 K: 1 S: 6	H: 1 LOB: 1 BB: 0 P: 6	R: 3 E: 0 K: 0 S: 6	H: 3 LOB: 0 BB: 0 P: 6	R: 0 E: 0 K: 2 S: 8	H: 1 LOB: 2 BB: 1 P: 12	R: 1 E: 0 K: 2 S: 9	H: 2 LOB: 1 BB: 0 P: 9	R: 3 E: 1 K: 1 S: 10	H: 5 LOB: 2 BB: 0 P: 10		R: 0 E: 0 K: 2 S: 7	H: 0 LOB: 0 BB: 0 P: 7	1B: 11 2B: 3 3B: 1 HR: 3	SF: 0 SAC: 1 DP: 0 HBP: 0	WP: 1 PB: 0 SB: 1 CS: 0	PA: 47
PITCHER	IP WLS BF H R ER SO BB IBB HBP BLK WP HR S P ERA WHIP																						
Bob Welch, R (1,1) ERA: 3.48	4.1 L 23 9 7 1 1 1 1 1 0 0 0 0 1 1 24 28 14.54 2.308																						
Burt Hooton, R (5,1) ERA: 4.96	1.2 8 2 1 1 2 1 0 0 0 0 1 1 11 15 5.40 1.800																						
Orel Hershiser, R (7,1) ERA: 6.53	2.0 13 7 4 4 3 0 0 0 0 0 0 1 19 19 18.00 3.500																						
Carlos Diaz, L (9,1) ERA: 2.4	1.0 3 0 0 0 2 0 0 0 0 0 0 0 7 7 0.00 0.000																						

Batter	1	2	3	4	5	6	7	8	9	AB	R	H	RBI	BB	SO	LOB	BOTTOM						
Steve Sax, R (1,4) OBP: 0.361, SLG: 0.399										4	0	2	0	0	0	1	Philadelphia Phillies @ Los Angeles Dodgers Dodger Stadium, Los Angeles, CA Tue May 15 1984, 7:05 PM PDT Att: 41,620 - Unknown						
Bob Bailor, R (1,6) OBP: 0.227, SLG: 0.150										4	0	1	1	0	0	3							
Ken Landreaux, L (1,8) OBP: 0.326, SLG: 0.333										4	0	0	0	0	1	2							
Pedro Guerrero, R (1,5) OBP: 0.305, SLG: 0.328										4	0	1	0	0	0	1							
Candy Maldonado, R (1,7) OBP: 0.363, SLG: 0.410										4	0	0	0	0	0	1							
Steve Yeager, R (1,2) OBP: 0.284, SLG: 0.307 Jack Fimple, R (6,2) OBP: 0.182, SLG: 0.100										2	0	0	0	0	0	0							
Franklin Stubbs, L (1,3) OBP: 0.278, SLG: 0.375										3	0	1	0	0	2	1							
R.J. Reynolds, S (1,9) OBP: 0.273, SLG: 0.273										3	0	0	0	0	1	1							
Bob Welch, R (1,1) OBP: 0.077, SLG: 0.077 Burt Hooton, R (5,1) OBP: 0.246, SLG: 0.258 Orel Hershiser, R (7,1) Terry Whitfield, L (8, PH) OBP: 0.303, SLG: 0.429 Carlos Diaz, R (9,1)										1	0	0	0	0	0	0							
Inning Stats	R: 0 E: 0 K: 1 S: 5	H: 0 LOB: 0 BB: 0 P: 5	R: 0 E: 0 K: 0 S: 3	H: 0 LOB: 0 BB: 0 P: 3	R: 0 E: 0 K: 0 S: 3	H: 1 LOB: 0 BB: 0 P: 3	R: 0 E: 0 K: 0 S: 4	H: 1 LOB: 1 BB: 0 P: 4	R: 0 E: 0 K: 1 S: 5	H: 0 LOB: 0 BB: 0 P: 5	R: 1 E: 0 K: 1 S: 7	H: 2 LOB: 1 BB: 0 P: 7	R: 0 E: 0 K: 1 S: 6	H: 2 LOB: 1 BB: 0 P: 6	R: 0 E: 0 K: 0 S: 4	H: 2 LOB: 1 BB: 0 P: 4		R: 0 E: 0 K: 0 S: 3	H: 0 LOB: 0 BB: 0 P: 3	1B: 8 2B: 0 3B: 0 HR: 0	SF: 0 SAC: 0 DP: 3 HBP: 0	WP: 0 PB: 0 SB: 0 CS: 0	PA: 32
PITCHER	IP WLS BF H R ER SO BB IBB HBP BLK WP HR S P ERA WHIP																						
Jerry Koonsman, L (1,1) ERA: 3.89	7.0 W 25 6 1 1 4 0 0 0 0 0 0 0 33 33 1.29 0.857																						
Kevin Gross, R (8,1) ERA: 1.2	1.0 4 2 0 0 0 0 0 0 0 0 0 0 4 4 0.00 2.000																						
Larry Andersen, R (9,1) ERA: 3.0	1.0 3 0 0 0 0 0 0 0 0 0 0 0 3 3 0.00 0.000																						

Batter	1	2	3	4	5	6	7	8	9	AB	R	H	RBI	BB	SO	LOB	TOP			
Juan Samuel, R (1.4) OBP: 0.366, SLG: 0.453	K		1-3	K			1B 2B		FC6-4	5	1	1	0	0	2	1	Philadelphia Phillies @ Los Angeles Dodgers Dodger Stadium, Los Angeles, CA Wed May 16 1984, 7:05 PM PDT Att: 48,938 - Unknown			
Gary Maddox, R (1.8) OBP: 0.327, SLG: 0.348	BB 1B		K		5-3		G4-6-3 1B		BB	4	0	2	2	1	1	0				
Mike Schmidt, R (1.5) OBP: 0.401, SLG: 0.598	K			E BB 1B	5-3		G4-6-3 1B		K	5	1	1	0	0	2	3				
Sixto Lezcano, R (1.9) OBP: 0.388, SLG: 0.607	FC4-6 BB			F8	F3		K			3	0	0	0	1	1					
Glenn Wilson, R (1.7) OBP: 0.296, SLG: 0.414	FC4-6			E1 BB HR		K		G6-4-3 1B		4	1	1	0	0	1	3				
Len Matuszek, L (1.3) OBP: 0.360, SLG: 0.531		G3		F7		2B		G6-4-3 1B		4	0	1	0	0	0	3				
Ozzie Virgil, R (1.2) OBP: 0.364, SLG: 0.605	K			BB HR HBP		F9		1B		3	1	1	0	0	1	1				
Ivan De Jesus, R (1.6) OBP: 0.273, SLG: 0.258	6-3			HR BB	6-3		F8			3	1	0	1	1	0	2				
Steve Carlton, L (1.1) OBP: 0.200, SLG: 0.350			1-3							3	2	2	4	0	0	0				
Bill Campbell, R (8.1)										0	0	0	0	0	0	0				
Tim Corcoran, L (9. PH) OBP: 0.563, SLG: 0.455							2B 1B			1	0	1	0	0	0	0				
Al Holland, R (9.1)				HR			1B		FC6-4 1B	0	0	0	0	0	0	0				
Inning Stats	R: 0 E: 0 K: 2 S: 8	H: 1 LOB: 2 BB: 1 P: 12	R: 0 E: 0 K: 1 S: 5	H: 0 LOB: 0 BB: 0 P: 5	R: 0 E: 0 K: 1 S: 5	H: 0 LOB: 0 BB: 0 P: 5	R: 5 E: 1 K: 1 S: 8	H: 2 LOB: 0 BB: 1 P: 13	R: 0 E: 0 K: 0 S: 3	H: 1 LOB: 1 BB: 0 P: 6	R: 2 E: 0 K: 1 S: 7	H: 3 LOB: 0 BB: 0 P: 7	R: 0 E: 0 K: 0 S: 4	H: 2 LOB: 1 BB: 0 P: 4	R: 0 E: 0 K: 1 S: 5	H: 1 LOB: 1 BB: 1 P: 9	1B: 7 2B: 2 3B: 0 HR: 1	SF: 0 SAC: 0 DP: 2 HBP: 1	WP: 0 PB: 0 SB: 1 CS: 0	PA: 39
PITCHER	IP WLS BF H R ER SO BB IBB HBP BLK WP HR S P ERA WHIP																			
Fernando Valenzuela, L (1.1) ERA: 2.71	7.0 L 31 7 7 2 7 2 0 1 0 0 1 42 51 2.57 1.286																			
Pat Zachry, R (8.1) ERA: 2.45	2.0 8 3 0 0 1 1 0 0 0 0 0 9 13 0.00 2.000																			

Batter	1	2	3	4	5	6	7	8	9	AB	R	H	RBI	BB	SO	LOB	BOTTOM			
Steve Sax, R (1.4) OBP: 0.365, SLG: 0.397	CS 1B		F9			5-3		FC5-4 BB		3	0	1	0	1	0	1	Philadelphia Phillies @ Los Angeles Dodgers Dodger Stadium, Los Angeles, CA Wed May 16 1984, 7:05 PM PDT Att: 48,938 - Unknown			
Bob Bailor, R (1.6) OBP: 0.289, SLG: 0.208	1B					4-3		FC5-4 1B		4	0	2	1	0	0	2				
Ken Landreaux, L (1.8) OBP: 0.312, SLG: 0.317	1B		2H 1B		G3		F7		F2	4	0	0	0	0	1	4				
Pedro Guerrero, R (1.5) OBP: 0.310, SLG: 0.341	K				6-3		2B	1B		4	0	2	1	0	1	1				
Candy Maldonado, R (1.9) OBP: 0.351, SLG: 0.395		K			6-3		F9		K	3	0	0	0	0	1	1				
Terry Whitfield, L (8. PH) OBP: 0.300, SLG: 0.424										1	0	0	0	0	1	2				
Steve Yeager, R (1.2) OBP: 0.286, SLG: 0.299		5-3								2	0	0	0	1	0	0				
Pat Zachry, R (8.1)										0	0	0	0	0	0	0				
Rafael Landestoy, S (9. PH) OBP: 0.231, SLG: 0.200					F3		FC6-4 BB		F3	1	0	0	0	0	0	0				
Franklin Stubbs, L (1.3) OBP: 0.282, SLG: 0.371										3	0	1	0	0	2	2				
Jose Morales, R (9. PH) OBP: 0.231, SLG: 0.167						G6-4-3 1B		K		1	0	0	0	0	0	0				
R.J. Reynolds, S (1.7) OBP: 0.267, SLG: 0.333					1B 2B		F8		G1-5-3	4	1	1	0	0	0	3				
Fernando Valenzuela, L (1.1) OBP: 0.143, SLG: 0.143										2	0	0	0	0	1	2				
Jack Fimple, R (8.2) OBP: 0.250, SLG: 0.182						G6-4-3		FC5-4 BB 1B		1	1	1	0	0	0	0				
Inning Stats	R: 0 E: 0 K: 2 S: 8	H: 2 LOB: 1 BB: 0 P: 8	R: 0 E: 0 K: 2 S: 7	H: 0 LOB: 0 BB: 0 P: 7	R: 1 E: 0 K: 1 S: 7	H: 2 LOB: 1 BB: 0 P: 7	R: 0 E: 0 K: 0 S: 3	H: 0 LOB: 0 BB: 0 P: 3	R: 0 E: 0 K: 0 S: 3	H: 1 LOB: 2 BB: 1 P: 10	R: 0 E: 0 K: 1 S: 6	H: 0 LOB: 0 BB: 0 P: 3	R: 1 E: 0 K: 1 S: 7	H: 2 LOB: 2 BB: 1 P: 11	R: 0 E: 0 K: 0 S: 3	H: 0 LOB: 0 BB: 0 P: 3	1B: 6 2B: 2 3B: 0 HR: 0	SF: 0 SAC: 0 DP: 1 HBP: 0	WP: 0 PB: 0 SB: 0 CS: 1	PA: 35
PITCHER	IP WLS BF H R ER SO BB IBB HBP BLK WP HR S P ERA WHIP																			
Steve Carlton, L (1.1) ERA: 2.54	7.0 W 26 6 1 1 6 1 0 0 0 0 0 37 41 1.29 1.000																			
Bill Campbell, R (8.1) ERA: 3.42	1.0 6 2 1 1 1 1 0 0 0 0 0 7 11 9.00 3.000																			
Al Holland, L (9.1) ERA: 2.19	1.0 3 0 0 0 0 0 0 0 0 0 0 3 3 0.00 0.000																			

Batter	1	2	3	4	5	6	7	8	9	AB	R	H	RBI	BB	SO	LOB	TOP					
Juan Samuel, R (1, 4) OBP: 0.373, SLG: 0.481	4-0 BB		4-3						6-3	4	0	2	1	1	0	0	Philadelphia Phillies @ San Francisco Giants Candlestick Park, San Francisco, CA Fri May 18, 1984, 10:05 PM EDT Att: 12,641 - Unknown					
Von Hayes, L (1, 8) OBP: 0.336, SLG: 0.448	F7		F7							4	0	0	0	0	1	3						
Mike Schmidt, R (1, 5) OBP: 0.404, SLG: 0.593	F8									3	0	1	0	1	1	1						
Joe Lefebvre, L (1, 9) OBP: 0.362, SLG: 0.365	3-1									3	0	1	0	1	0	2						
Glenn Wilson, R (1, 7) OBP: 0.295, SLG: 0.408										4	0	1	0	0	0	3						
Len Matuszek, L (1, 3) OBP: 0.365, SLG: 0.535										3	0	1	0	1	1	3						
Ozzie Virgil, R (1, 2) OBP: 0.348, SLG: 0.576										4	0	0	0	0	1	5						
Ivan De Jesus, R (1, 6) OBP: 0.272, SLG: 0.258										4	1	1	0	0	0	1						
Marty Bystrom, R (1, 1) OBP: 0.333, SLG: 0.500										2	0	0	0	0	1	0						
Al Holland, R (8, 1) Greg Gross, L (8, 7) OBP: 0.450, SLG: 0.400										0	0	0	0	0	0	0						
Inning Stats	R: 0 E: 0 K: 0 S: 3	H: 0 LOB: 1 BB: 1 P: 7	R: 0 E: 0 K: 0 S: 4	H: 1 LOB: 1 BB: 0 P: 4	R: 0 E: 0 K: 0 S: 3	H: 0 LOB: 0 BB: 0 P: 3	R: 0 E: 0 K: 0 S: 3	H: 1 LOB: 2 BB: 2 P: 11	R: 0 E: 0 K: 1 S: 6	H: 1 LOB: 1 BB: 0 P: 6	R: 0 E: 0 K: 1 S: 6	H: 1 LOB: 1 BB: 0 P: 6	R: 1 E: 0 K: 1 S: 7	H: 2 LOB: 1 BB: 0 P: 7	R: 0 E: 0 K: 2 S: 8	H: 1 LOB: 2 BB: 1 P: 12	R: 0 E: 0 K: 0 S: 3	H: 0 LOB: 0 BB: 0 P: 3	1B: 4 2B: 1 3B: 2 HR: 0	SF: 0 SAC: 1 DP: 1 HBP: 0	WP: 0 PB: 0 SB: 1 CS: 0	PA: 37
PITCHER	IP	WLS	BF	H	R	ER	SO	BB	IBB	HBP	BLK	WP	HR	S	P	ERA	WHIP					
Mike Krukow, R (1, 1) ERA: 5.24	8.0	L	34	7	1	1	5	4	0	0	0	0	0	40	56	1.12	1.375					
Scott Garrelts, R (9, 1) ERA: 3.97	1.0	S	3	0	0	0	0	0	0	0	0	0	0	3	3	0.00	0.000					

Batter	1	2	3	4	5	6	7	8	9	AB	R	H	RBI	BB	SO	LOB	BOTTOM				
Chili Davis, S (1, 8) OBP: 0.343, SLG: 0.465	K		F7							4	0	0	0	0	1	2	Philadelphia Phillies @ San Francisco Giants Candlestick Park, San Francisco, CA Fri May 18, 1984, 10:05 PM EDT Att: 12,641 - Unknown				
Gene Richards, L (1, 9) OBP: 0.382, SLG: 0.289	1-3									3	0	0	0	0	1	0					
John Rabb, R (8, PH) OBP: 0.462, SLG: 0.500										1	0	0	0	0	2						
Al Oliver, L (1, 3) OBP: 0.326, SLG: 0.354										4	0	1	0	0	0	0					
Jeffrey Leonard, R (1, 7) OBP: 0.323, SLG: 0.396	4-3									3	0	1	0	1	0	1					
Joel Youngblood, R (1, 5) OBP: 0.342, SLG: 0.314										3	0	0	0	1	2	2					
Bob Brenly, R (1, 2) OBP: 0.425, SLG: 0.429										4	0	0	0	0	2	2					
Duane Kuiper, L (1, 4) OBP: 0.258, SLG: 0.216										3	0	1	0	0	0	0					
Joe Pittman, R (8, PR) OBP: 0.093, SLG: 0.091										0	0	0	0	0	0	0					
Johnnie LeMaster, R (1, 6) OBP: 0.274, SLG: 0.262										2	0	0	0	0	0	0					
Steve Nicosia, R (8, PH) OBP: 0.250, SLG: 0.345										1	0	0	0	0	0	1					
Tom O'Malley, L (9, 5)										0	0	0	0	0	0	0					
Mike Krukow, R (1, 1) OBP: 0.188, SLG: 0.133										2	0	0	0	0	1	0					
Dusty Baker Jr., R (8, PH) OBP: 0.418, SLG: 0.444										0	0	0	0	1	0	0					
Scott Garrelts, R (9, 1) OBP: 0.200, SLG: 0.200										0	0	0	0	0	0	0					
Inning Stats	R: 0 E: 0 K: 1 S: 6	H: 1 LOB: 1 BB: 0 P: 6	R: 0 E: 0 K: 0 S: 3	H: 0 LOB: 0 BB: 0 P: 3	R: 0 E: 0 K: 2 S: 8	H: 1 LOB: 1 BB: 0 P: 8	R: 0 E: 0 K: 0 S: 3	H: 0 LOB: 0 BB: 0 P: 3	R: 0 E: 0 K: 1 S: 5	H: 0 LOB: 0 BB: 0 P: 5	R: 0 E: 0 K: 1 S: 5	H: 0 LOB: 1 BB: 1 P: 9	R: 0 E: 0 K: 0 S: 4	H: 1 LOB: 2 BB: 1 P: 8	R: 0 E: 0 K: 2 S: 7	H: 0 LOB: 1 BB: 1 P: 11	1B: 2 2B: 1 3B: 0 HR: 0	SF: 0 SAC: 0 DP: 0 HBP: 0	WP: 0 PB: 0 SB: 0 CS: 0	PA: 33	
PITCHER	IP	WLS	BF	H	R	ER	SO	BB	IBB	HBP	BLK	WP	HR	S	P	ERA	WHIP				
Marty Bystrom, R (1, 1) ERA: 4.09	7.0	W	25	3	0	0	5	1	0	0	0	0	0	10	18	0.00	0.571				
Al Holland, L (8, 1) ERA: 2.03	2.0	S	8	0	0	0	2	2	0	0	0	0	0	10	18	0.00	1.000				

AB 32
R 1
H 7
RBI 1
BB 4
SO 5
LOB 18



AB 30
R 0
H 3
RBI 0
BB 3
SO 7
LOB 10



Batter	1	2	3	4	5	6	7	8	9	AB	R	H	RBI	BB	SO	LOB	TOP			
Juan Samuel, R (1,4) OBP: 0.380, SLG: 0.506	0-3 K	0-0 HR		0-0 F3 2B		0-3 K		0-0 F4	5 1 2 3 0 2 0											
Von Hayes, L (1,8) OBP: 0.350, SLG: 0.442	0-0 F3	4-0 S BB		0-0 F3 2-3		0-0 BB 1B		0-0 F7	4 0 1 0 1 0 1											
Mike Schmidt, R (1,5) OBP: 0.404, SLG: 0.596	0-0 5-3	0-0 F9 1-2		0-0 F9		4-0 BB 1-2		0-0 HR	4 1 1 1 1 0 2											
Joe Lefebvre, L (1,9) OBP: 0.350, SLG: 0.343		0-0 F3	4-0 1B E BB		0-0 F6		0-0 F8	0-0 F3	4 1 0 0 1 0 2											
Glenn Wilson, R (1,7) OBP: 0.297, SLG: 0.411		0-0 6-3	0-0 F9		0-0 CS 1B		0-0 6-3		4 0 1 0 0 0 3											
Len Matuszek, L (1,3) OBP: 0.371, SLG: 0.561		0-0 HR	0-0 E5 1B		0-3 K 1-2		0-0 F3 1B		4 1 3 1 0 1 1											
Ozzie Virgil, R (1,2) OBP: 0.347, SLG: 0.548		0-0 1B 1B	4-0 G6-4-3 BB		0-0 F9		0-3 K		3 1 1 0 1 1 1								AB 36			
Ivan De Jesus, R (1,6) OBP: 0.271, SLG: 0.252		0-0 HR 1B	0-0 G6-4-3 1-2		0-3 K		0-0 F3		4 1 1 0 0 1 3								R 7			
Charles Hudson, S (1,1) OBP: 0.167, SLG: 0.222		0-0 HR 1B		0-0 F3		0-0 6-3		0-0 4-3	3 1 1 1 0 0 0								H 11			
Kevin Gross, R (7,1)									0 0 0 0 0 0 0								RBI 6			
Sixto Lezcano, R (8,PH) OBP: 0.377, SLG: 0.586		1-2 HR 1B							1 0 0 0 0 0 1								BB 4			
Larry Andersen, R (8,1)									0 0 0 0 0 0 0								SO 5			
Inning Stats	R: 0 E: 0 K: 1 S: 5	H: 0 LOB: 0 BB: 0 P: 5	R: 5 E: 0 K: 0 S: 8	H: 5 LOB: 1 BB: 1 P: 12	R: 1 E: 1 K: 0 S: 3	H: 1 LOB: 1 BB: 2 P: 11	R: 0 E: 0 K: 0 S: 4	H: 1 LOB: 1 BB: 0 P: 4	R: 0 E: 0 K: 1 S: 5	H: 0 LOB: 0 BB: 0 P: 5	R: 0 E: 0 K: 1 S: 6	H: 1 LOB: 2 BB: 1 P: 10	R: 0 E: 0 K: 1 S: 6	H: 1 LOB: 1 BB: 0 P: 6	R: 1 E: 0 K: 0 S: 4	H: 1 LOB: 0 BB: 0 P: 4	1B: 7 2B: 1 3B: 0 HR: 3	SF: 0 SAC: 0 DP: 1 HBP: 0	WP: 0 PB: 0 SB: 1 CS: 1	PA: 40
PITCHER	IP WLS BF H R ER SO BB IBB HBP BLK WP HR S P ERA WHIP																			
Jeff Robinson, R (1,1) ERA: 3.51	1.2 L 11 5 5 5 1 1 0 0 0 0 2 12 16 27.00 3.600																			
Rene Martin, R (2,1) ERA: 4.03	2.1 10 2 1 0 0 2 0 0 0 0 0 8 16 0.00 1.714																			
Randy Lerch, L (5,1) ERA: 1.9	3.0 11 2 0 0 3 1 0 0 0 0 0 16 20 0.00 1.000																			
Gary Lavelle, L (8,1) ERA: 3.67	1.0 4 1 0 0 1 0 0 0 0 0 0 6 6 0.00 1.000																			
Scott Garretts, R (9,1) ERA: 4.39	1.0 4 1 1 1 0 0 0 0 0 0 1 4 4 9.00 1.000																			

Philadelphia Phillies @ San Francisco Giants
Candlestick Park, San Francisco, CA
Sun May 20 1984, 6:33 AM EDT
Att: 23,797 - Unknown

AB	36
R	7
H	11
RBI	6
BB	4
SO	5
LOB	14



Batter	1	2	3	4	5	6	7	8	9	AB	R	H	RBI	BB	SO	LOB	BOTTOM					
Chili Davis, S (1,8) OBP: 0.333, SLG: 0.468	0-0 F7		0-0 E5		0-0 F8		0-0 E6 1B 1B	0-0 F3	5 1 0 0 0 0 3													
Al Oliver, L (1,3) OBP: 0.326, SLG: 0.353	0-0 F9		0-0 F5		0-0 1B		0-0 WP 1B 1-3 2-H	0-0 F3	5 0 2 1 0 0 1													
Jack Clark, R (1,9) OBP: 0.438, SLG: 0.530	0-0 F5		4-0 BB		0-0 F6		0-0 WP 1B 1-2 3-H	0-0 4-3	4 0 1 1 1 0 1													
Jeffrey Leonard, R (1,7) OBP: 0.331, SLG: 0.403		0-0 F9 6-3 1B 1B	0-3 K		0-0 F9		0-3 K 1-2 2-3	0-0 E8 2B	5 1 2 0 0 2 5													
Joel Youngblood, R (1,5) OBP: 0.338, SLG: 0.310		0-0 6-3 1-2		0-0 6-3		0-0 9-3 1B	0-0 F9	0-0 F3	5 0 1 0 0 0 4													
Bob Brenly, R (1,2) OBP: 0.420, SLG: 0.433		0-0 F9 2-3		0-0 F3 1B 2B		0-0 F8		0-0 BB 1B	4 1 2 0 0 0 2													
Johnnie LetMaster, R (1,6) OBP: 0.281, SLG: 0.270		0-0 S 1B 3-H		0-0 F3 2-3		0-0 9-3 1-2		0-3 K	4 0 1 1 0 1 3								AB 38					
Joe Pittman, R (1,4) OBP: 0.133, SLG: 0.143		0-0 F5 1-2		0-0 F3 1B		0-3 K		4-0 BB	3 0 1 1 0 1 1								R 4					
Tom O'Malley, L (8,PH) (9,5)								1-2 BB	0 0 0 0 1 0 0								H 10					
Jeff Robinson, R (1,1) OBP: 0.048, SLG: 0.048									0 0 0 0 0 0 0								RBI 4					
Rene Martin, R (2,1) OBP: 0.000, SLG: 0.000									1 0 0 0 0 0 0								BB 3					
Duane Kuiper, L (4,PH) OBP: 0.244, SLG: 0.195									0 0 0 0 0 0 0								SO 4					
Randy Lerch, L (5,1) OBP: 0.000, SLG: 0.000									0 1 0 0 0 0 0								LOB 23					
Gene Richards, L (7,PH) OBP: 0.000, SLG: 0.000									0 0 0 0 0 0 0													
Gary Lavelle, S (8,1) OBP: 0.000, SLG: 0.000									0 0 0 0 0 0 0													
Dusty Baker, Jr., R (8,PH) OBP: 0.000, SLG: 0.000									1 0 0 0 0 0 0													
Scott Garretts, R (9,1) OBP: 0.000, SLG: 0.000									0 0 0 0 0 0 0													
Inning Stats	R: 0 E: 0 K: 0 S: 3	H: 0 LOB: 0 BB: 0 P: 3	R: 1 E: 0 K: 0 S: 5	H: 2 LOB: 1 BB: 0 P: 5	R: 0 E: 1 K: 1 S: 6	H: 0 LOB: 1 BB: 1 P: 10	R: 1 E: 0 K: 0 S: 5	H: 2 LOB: 1 BB: 0 P: 5	R: 0 E: 0 K: 0 S: 4	H: 1 LOB: 1 BB: 0 P: 4	R: 0 E: 0 K: 0 S: 3	H: 1 LOB: 2 BB: 1 P: 3	R: 2 E: 1 K: 2 S: 10	H: 2 LOB: 2 BB: 1 P: 14	R: 0 E: 0 K: 1 S: 6	H: 1 LOB: 1 BB: 1 P: 10	R: 0 E: 1 K: 0 S: 4	H: 1 LOB: 1 BB: 0 P: 4	1B: 8 2B: 3 3B: 0 HR: 0	SF: 0 SAC: 0 DP: 1 HBP: 0	WP: 1 PB: 0 SB: 1 CS: 0	PA: 41
PITCHER	IP WLS BF H R ER SO BB IBB HBP BLK WP HR S P ERA WHIP																					
Charles Hudson, R (1,1) ERA: 4.59	6.1 W 29 7 4 3 2 2 0 0 0 0 1 31 39 4.26 1.421																					
Kevin Gross, R (7,1) ERA: 1.17	0.2 S 3 1 0 0 1 0 0 0 0 1 0 5 5 0.00 1.500																					
Larry Andersen, R (8,1) ERA: 2.45	2.0 S 9 2 0 0 1 1 0 0 0 0 0 10 14 0.00 1.500																					

Philadelphia Phillies @ San Francisco Giants
Candlestick Park, San Francisco, CA
Sun May 20 1984, 6:33 AM EDT
Att: 23,797 - Unknown

AB	38
R	4
H	10
RBI	4
BB	3
SO	4
LOB	23



Batter	1	2	3	4	5	6	7	8	9	AB	R	H	RBI	BB	SO	LOB	TOP										
Steve Sax, R OBP: 0.342, SLG: 0.370 (1, 4)	F8		F7		FC6-4		G5-4-3			4	0	0	1	0	0	3	Los Angeles Dodgers @ Philadelphia Phillies Veterans Stadium, Philadelphia, PA Tue May 22 1984, 7:05 PM EDT Att: 30,190 - Unknown										
Bob Bailor, R OBP: 0.324, SLG: 0.281 (1, 6)	L6			1B WP	FC6-4			1B	4	0	2	0	0	0	2												
Lemmie Miller, R OBP: 0.250, SLG: 0.250 (1, 7)	F9			K				L3	4	0	1	0	0	1	2												
Pedro Guerrero, R OBP: 0.316, SLG: 0.353 (1, 5)		6-3						L3	4	0	1	0	0	0	2												
Candy Maldonado, R OBP: 0.354, SLG: 0.389 (1, 9)								F8	3	0	1	0	1	0	3												
Steve Yeager, R OBP: 0.284, SLG: 0.288 (1, 2)									3	1	0	0	1	0	3												
Franklin Stubbs, L OBP: 0.346, SLG: 0.444 (1, 3)									4	0	1	0	0	2	3												
R.J. Reynolds, S OBP: 0.355, SLG: 0.379 (1, 8)								L3	4	0	2	0	0	0	0												
Bob Welch, R OBP: 0.071, SLG: 0.071 (1, 1)									1	0	0	0	0	0	0												
Jose Morales, R OBP: 0.230, SLG: 0.143 (5, PH)									1	0	0	0	0	0	3												
Orel Hershiser, R (5, 1)									0	0	0	0	0	0	0												
Rafael Landestoy, S OBP: 0.233, SLG: 0.207 (7, PH)									1	0	0	0	0	0	1												
Carlos Diaz, R (7, 1)									0	0	0	0	0	0	0												
Inning Stats	R: 0 E: 0 K: 0 S: 3	H: 0 LOB: 0 BB: 0 P: 3	R: 0 E: 0 K: 1 S: 5	H: 0 LOB: 1 BB: 1 P: 9	R: 0 E: 0 K: 0 S: 3	H: 2 LOB: 1 BB: 0 P: 6	R: 1 E: 0 K: 0 S: 5	H: 2 LOB: 2 BB: 1 P: 9	R: 0 E: 0 K: 0 S: 3	H: 1 LOB: 0 BB: 0 P: 3	R: 0 E: 0 K: 0 S: 4	H: 1 LOB: 1 BB: 0 P: 4	R: 0 E: 0 K: 1 S: 5	H: 0 LOB: 0 BB: 0 P: 5	1B: 8 2B: 0 3B: 0 HR: 0	SF: 0 SAC: 0 DP: 2 HBP: 0	WP: 1 PB: 0 SB: 0 CS: 0	PA: 35									
PITCHER	IP	WLS	BF	H	R	ER	SO	BB	IBB	HBP	BLK	WP	HR	S	P	ERA	WHIP										
Jerry Koosman, L ERA: 3.53 (1, 1)	7.0	W	28	7	1	1	2	2	0	0	0	1	0	30	38	1.29	1.286										
Al Holland, L ERA: 1.6 (8, 1)	2.0	S	7	1	0	0	1	0	0	0	0	0	0	9	9	0.00	0.500										

AB	33
R	1
H	8
RBI	1
BB	2
SO	3
LOB	22



Batter	1	2	3	4	5	6	7	8	9	AB	R	H	RBI	BB	SO	LOB	BOTTOM										
Juan Samuel, R OBP: 0.372, SLG: 0.494 (1, 4)	4-3		5-3		4-3			L4		4	0	0	1	0	0	1	Los Angeles Dodgers @ Philadelphia Phillies Veterans Stadium, Philadelphia, PA Tue May 22 1984, 7:05 PM EDT Att: 30,190 - Unknown										
Von Hayes, L OBP: 0.339, SLG: 0.427 (1, 8) (8, 7)	K		4-3		1-3			F7		4	0	0	0	0	1	1											
Mike Schmidt, R OBP: 0.394, SLG: 0.579 (1, 5)	F8				6-3			FC5-4		4	0	0	0	0	1	1											
Joe Lefebvre, L OBP: 0.349, SLG: 0.337 (1, 9)								F7		2	0	0	0	1	0	0											
Glenn Wilson, R OBP: 0.291, SLG: 0.402 (1, 7)										3	1	0	0	0	1	1											
Al Holland, R (8, 1)										0	0	0	0	0	0	0											
Len Matuszek, L OBP: 0.370, SLG: 0.550 (1, 3)								G3		2	0	0	0	1	0	0											
Ozzie Virgil, R OBP: 0.356, SLG: 0.552 (1, 2)								5-3		3	1	2	1	0	0	0											
Ivan De Jesus, R OBP: 0.272, SLG: 0.254 (1, 6)										3	1	1	0	0	1	2											
Jerry Koosman, R OBP: 0.118, SLG: 0.063 (1, 1)										1	0	0	0	0	1	0											
Garry Maddox, R OBP: 0.333, SLG: 0.340 (8, 8)										0	0	0	0	1	0	0											
Inning Stats	R: 0 E: 0 K: 1 S: 5	H: 0 LOB: 0 BB: 0 P: 5	R: 0 E: 0 K: 1 S: 5	H: 0 LOB: 0 BB: 0 P: 5	R: 2 E: 0 K: 0 S: 5	H: 2 LOB: 2 BB: 0 P: 5	R: 1 E: 0 K: 0 S: 4	H: 1 LOB: 2 BB: 2 P: 12	R: 0 E: 0 K: 1 S: 5	H: 0 LOB: 0 BB: 0 P: 5	R: 0 E: 0 K: 1 S: 5	H: 0 LOB: 0 BB: 0 P: 5	R: 0 E: 0 K: 0 S: 3	H: 0 LOB: 1 BB: 1 P: 7	1B: 3 2B: 0 3B: 0 HR: 0	SF: 0 SAC: 1 DP: 0 HBP: 0	WP: 1 PB: 0 SB: 0 CS: 0	PA: 30									
PITCHER	IP	WLS	BF	H	R	ER	SO	BB	IBB	HBP	BLK	WP	HR	S	P	ERA	WHIP										
Bob Welch, R ERA: 3.72 (1, 1)	4.0	L	17	3	3	3	2	2	0	0	0	1	0	19	27	6.75	1.250										
Orel Hershiser, R ERA: 5.96 (5, 1)	2.0		6	0	0	0	2	0	0	0	0	0	0	10	10	0.00	0.000										
Carlos Diaz, L ERA: 2.12 (7, 1)	2.0		7	0	0	0	1	1	0	0	0	0	0	8	12	0.00	0.500										

AB	26
R	3
H	3
RBI	2
BB	3
SO	5
LOB	6



Batter	1	2	3	4	5	6	7	8	9	AB	R	H	RBI	BB	SO	LOB	TOP					
Steve Sax, R OBP: 0.352, SLG: 0.379	1-3		G1-4-3		G5-4-3		1B		F8	5	0	3	1	0	0	1						
Ken Landreaux, L OBP: 0.321, SLG: 0.323			SF7		G5-4-3					3	0	2	2	0	0	2						
Pedro Guerrero, R OBP: 0.307, SLG: 0.338	K		G1-4-3				K		F8	4	0	0	0	0	2	5						
Franklin Stubbs, L OBP: 0.322, SLG: 0.404					F9		K		F9	4	0	1	0	0	1	0						
Mike Scioscia, L OBP: 0.418, SLG: 0.321					F8				F8	4	0	1	0	0	0	1						
Terry Whitfield, L OBP: 0.284, SLG: 0.393					3-1		K3-1			4	0	0	0	0	2	2						
R.J. Reynolds, S OBP: 0.359, SLG: 0.432										4	1	2	0	0	0	1						
Bob Bailor, R OBP: 0.317, SLG: 0.263										2	1	0	0	1	0	1						
Alejandro Pena, R OBP: 0.150, SLG: 0.150										1	0	0	0	0	0	1						
Rick Monday, L OBP: 0.306, SLG: 0.344										0	0	0	0	0	0	0						
Burt Hooton, R OBP: 0.350, SLG: 0.286										0	1	1	0	0	0	0						
Lemmie Miller, R OBP: 0.285, SLG: 0.285										0	0	0	0	0	0	0						
Carlos Diaz, R OBP: 0.300, SLG: 0.133										0	0	0	0	0	0	0						
Tom Niedenfuer, R OBP: 0.189, SLG: 0.133										0	0	0	0	0	0	0						
Jose Morales, R OBP: 0.189, SLG: 0.133										0	0	0	0	0	0	0						
Pat Zachry, R OBP: 0.189, SLG: 0.133										0	0	0	0	0	0	1						
Inning Stats	R: 0 E: 0 K: 1 S: 5	H: 1 LOB: 0 BB: 0 P: 5	R: 0 E: 0 K: 0 S: 4	H: 1 LOB: 1 BB: 0 P: 4	R: 1 E: 1 K: 0 S: 4	H: 1 LOB: 1 BB: 1 P: 8	R: 0 E: 0 K: 0 S: 3	H: 0 LOB: 0 BB: 0 P: 3	R: 1 E: 0 K: 0 S: 4	H: 2 LOB: 1 BB: 1 P: 8	R: 0 E: 0 K: 3 S: 10	H: 1 LOB: 1 BB: 0 P: 10	R: 1 E: 0 K: 0 S: 6	H: 3 LOB: 2 BB: 0 P: 6	R: 0 E: 0 K: 1 S: 5	H: 0 LOB: 0 BB: 0 P: 5	R: 0 E: 0 K: 0 S: 4	H: 1 LOB: 1 BB: 0 P: 4	1B: 8 2B: 2 3B: 0 HR: 0	SF: 1 SAC: 1 DP: 2 HBP: 0	WP: 0 PB: 0 SB: 0 CS: 1	PA: 37
PITCHER	IP	WLS	BF	H	R	ER	SO	BB	IBB	HBP	BLK	WP	HR	S	P	ERA	WHIP					
John Denny, R ERA: 1.55	(1, 1)	4.0	15	3	1	0	1	1	0	0	0	0	0	16	20	0.00	1.000					
Kevin Gross, R ERA: 1.44	(5, 1)	2.0	9	3	1	1	3	1	0	0	0	0	0	14	18	4.50	2.000					
Bill Campbell, R ERA: 3.14	(7, 1)	2.1	11	4	1	1	1	0	0	0	0	0	0	13	13	3.86	1.714					
Al Holland, L ERA: 1.76	(9, 1)	0.2	W	2	0	0	0	0	0	0	0	0	0	2	2	0.00	0.000					

Los Angeles Dodgers @ Philadelphia Phillies
Veterans Stadium, Philadelphia, PA
Thu May 24 1984, 7:05 PM EDT
Att: 26,163 - Unknown

AB 33
R 3
H 10
RBI 3
BB 2
SO 5
LOB 15



Batter	1	2	3	4	5	6	7	8	9	AB	R	H	RBI	BB	SO	LOB	BOTTOM					
Juan Samuel, R OBP: 0.365, SLG: 0.492	K			L6-3			K			5	1	2	1	0	2	1						
Greg Gross, L OBP: 0.500, SLG: 0.436										3	0	3	1	2	0	0						
Mike Schmidt, R OBP: 0.402, SLG: 0.567										3	0	1	0	2	0	3						
Joe Lefebvre, L OBP: 0.341, SLG: 0.327										3	0	0	0	0	2	3						
Sixto Lezcano, R OBP: 0.373, SLG: 0.548	K									2	0	0	0	0	1	5						
Len Matuszek, L OBP: 0.368, SLG: 0.530										4	0	1	1	1	2	4						
Von Hayes, L OBP: 0.336, SLG: 0.421										4	0	1	0	0	1	0						
Al Holland, R ERA: 1.76										0	0	0	0	0	0	0						
Ozzie Virgil, R OBP: 0.351, SLG: 0.544										4	2	2	0	0	2	2						
Ivan De Jesus, R OBP: 0.279, SLG: 0.257										4	1	2	0	0	0	2						
John Denny, R OBP: 0.286, SLG: 0.286	(1, 1)	4.0	19	8	3	3	5	1	0	0	0	0	0	11	15	0.00	1.500					
Burt Hooton, R ERA: 4.15	(5, 1)	2.0	8	2	0	0	2	1	0	0	0	0	0	11	15	0.00	1.500					
Carlos Diaz, L ERA: 2.08	(7, 1)	0.1	3	0	0	0	1	2	0	0	0	0	0	3	11	0.00	6.000					
Tom Niedenfuer, R ERA: 1.72	(7, 1)	1.2	5	0	0	0	2	0	0	0	0	0	0	9	9	0.00	0.000					
Pat Zachry, R ERA: 2.7	(9, 1)	0.2	L	6	2	1	1	2	0	2	0	0	0	8	16	13.50	3.000					
Inning Stats	R: 0 E: 0 K: 2 S: 9	H: 2 LOB: 2 BB: 0 P: 9	R: 2 E: 0 K: 1 S: 9	H: 4 LOB: 2 BB: 0 P: 9	R: 0 E: 0 K: 2 S: 7	H: 0 LOB: 0 BB: 0 P: 7	R: 1 E: 0 K: 0 S: 4	H: 2 LOB: 0 BB: 0 P: 4	R: 0 E: 0 K: 1 S: 5	H: 1 LOB: 1 BB: 0 P: 5	R: 0 E: 0 K: 1 S: 6	H: 1 LOB: 2 BB: 1 P: 10	R: 0 E: 0 K: 2 S: 7	H: 0 LOB: 2 BB: 2 P: 15	R: 0 E: 0 K: 1 S: 5	H: 0 LOB: 0 BB: 0 P: 5	R: 1 E: 0 K: 2 S: 8	H: 2 LOB: 3 BB: 2 P: 16	1B: 10 2B: 3 3B: 1 HR: 0	SF: 0 SAC: 0 DP: 2 HBP: 0	WP: 0 PB: 0 SB: 1 CS: 1	PA: 41
PITCHER	IP	WLS	BF	H	R	ER	SO	BB	IBB	HBP	BLK	WP	HR	S	P	ERA	WHIP					
Alejandro Pena, R ERA: 2.6	(1, 1)	4.0	19	8	3	3	5	1	0	0	0	0	0	11	15	0.00	1.500					
Burt Hooton, R ERA: 4.15	(5, 1)	2.0	8	2	0	0	2	1	0	0	0	0	0	11	15	0.00	1.500					
Carlos Diaz, L ERA: 2.08	(7, 1)	0.1	3	0	0	0	1	2	0	0	0	0	0	3	11	0.00	6.000					
Tom Niedenfuer, R ERA: 1.72	(7, 1)	1.2	5	0	0	0	2	0	0	0	0	0	0	9	9	0.00	0.000					
Pat Zachry, R ERA: 2.7	(9, 1)	0.2	L	6	2	1	1	2	0	2	0	0	0	8	16	13.50	3.000					

Los Angeles Dodgers @ Philadelphia Phillies
Veterans Stadium, Philadelphia, PA
Thu May 24 1984, 7:05 PM EDT
Att: 26,163 - Unknown

AB 36
R 4
H 12
RBI 4
BB 5
SO 12
LOB 25



Batter	1	2	3	4	5	6	7	8	9	AB	R	H	RBI	BB	SO	LOB	TOP		
Alan Wiggins, S OBP: 0.353, SLG: 0.301 (1, 4)										5	1	2	0	0	1	1	San Diego Padres @ Philadelphia Phillies Veterans Stadium, Philadelphia, PA Fri May 25 1984, 7:05 PM EDT Att: 25,964 - Unknown		
Tony Gwynn, L OBP: 0.440, SLG: 0.478 (1, 9)										5	3	3	1	0	1	3			
Graig Nettles, L OBP: 0.320, SLG: 0.350 (1, 5)										5	1	4	2	0	0	1			
Steve Garvey, R OBP: 0.262, SLG: 0.329 (1, 3)										3	1	1	1	0	1	2			
Terry Kennedy, L OBP: 0.281, SLG: 0.355 (1, 2)										5	1	1	1	0	0	3			
Kevin McReynolds, R OBP: 0.337, SLG: 0.533 (1, 8)										5	0	1	1	0	0	2			
Camelito Martinez, R OBP: 0.349, SLG: 0.376 (1, 7)										4	0	0	0	0	1	4			
Garry Templeton, S OBP: 0.318, SLG: 0.342 (1, 6)										4	0	1	1	0	0	0			
Ed Whitson, R OBP: 0.063, SLG: 0.063 (1, 1)										3	0	1	0	0	0	2			
Craig Lefferts, L OBP: 0.500, SLG: 1.000 (6, 1)										1	0	1	0	0	0	0			
Rich Gossage, R OBP: 0.286, SLG: 0.167 (9, 1)										0	0	0	0	0	0	0			
Inning Stats	R: 2 E: 0 K: 0 S: 6	H: 3 LOB: 2 BB: 0 P: 7	R: 0 E: 0 K: 0 S: 3	H: 0 LOB: 0 BB: 0 P: 3	R: 3 E: 0 K: 1 S: 10	H: 5 LOB: 2 BB: 0 P: 10	R: 1 E: 0 K: 0 S: 5	H: 2 LOB: 1 BB: 0 P: 5	R: 0 E: 0 K: 0 S: 3	H: 0 LOB: 0 BB: 0 P: 3	R: 0 E: 0 K: 0 S: 3	H: 0 LOB: 0 BB: 0 P: 3	R: 0 E: 0 K: 0 S: 4	H: 2 LOB: 1 BB: 0 P: 4	R: 1 E: 0 K: 1 S: 6	H: 1 LOB: 0 BB: 0 P: 6	1B: 11 2B: 2 3B: 1 HR: 1	SF: 1 SAC: 0 DP: 1 HBP: 1	WP: 0 PA: 42 PB: 0 SB: 0 CS: 0
PITCHER	IP WLS BF H R ER SO BB IBB HBP BLK WP HR S P ERA WHIP																		
Charles Hudson, R ERA: 5.23 (1, 1)	2.1 L 15 7 5 5 0 0 0 0 1 0 0 0 0 14 15 19.29 3.000																		
Tug McGraw, L ERA: 3.39 (3, 1)	2.2 11 3 1 1 1 0 0 0 0 0 0 0 0 13 13 3.38 1.125																		
Larry Andersen, R ERA: 2.08 (6, 1)	2.0 8 2 0 0 2 0 0 0 0 0 0 0 1 12 12 0.00 1.000																		
Kevin Gross, R ERA: 1.67 (8, 1)	2.0 8 3 1 1 1 0 0 0 0 0 0 1 10 10 4.50 1.500																		

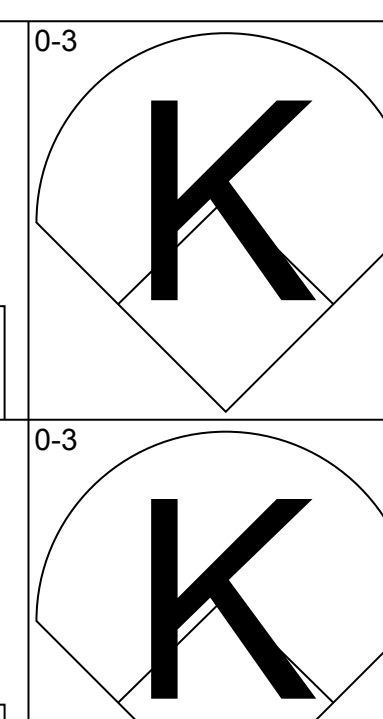
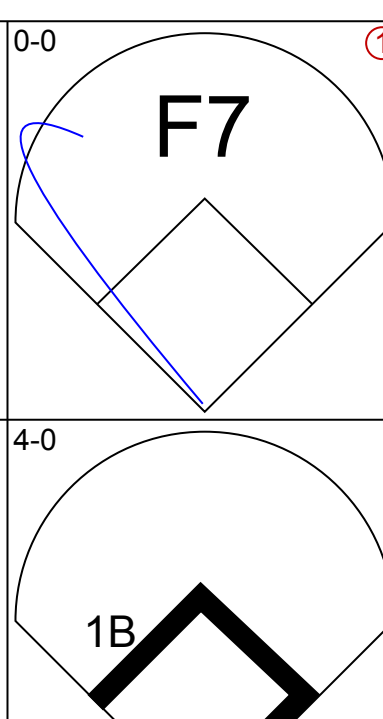
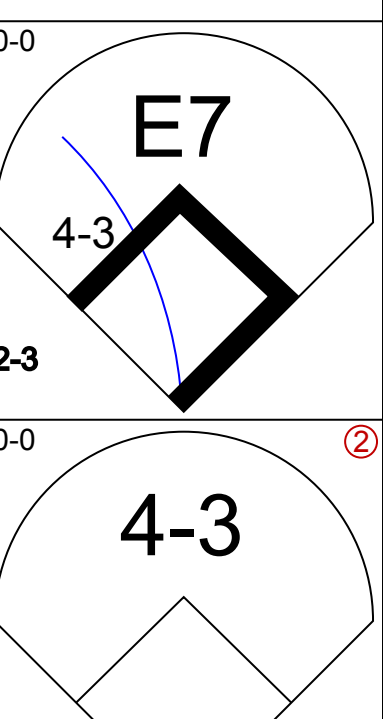
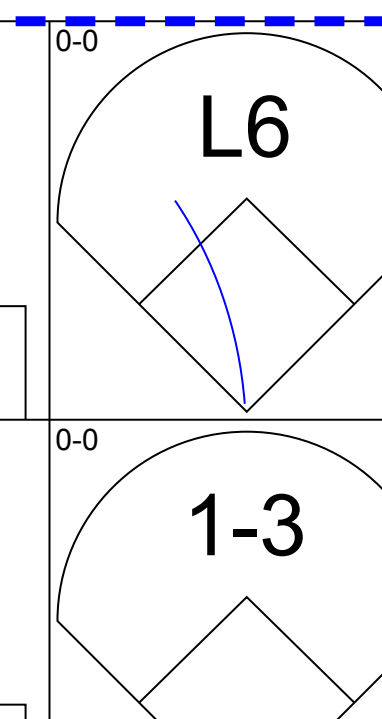
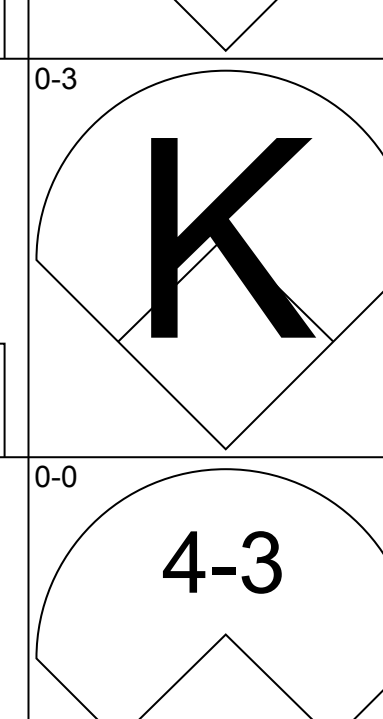
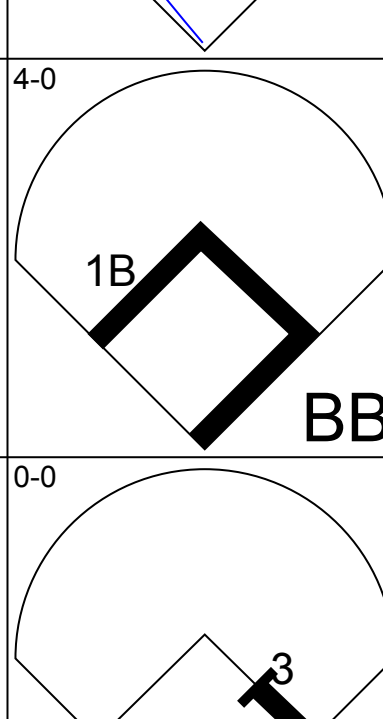
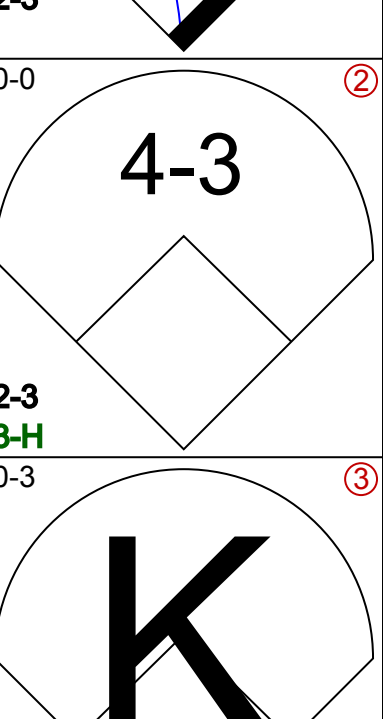
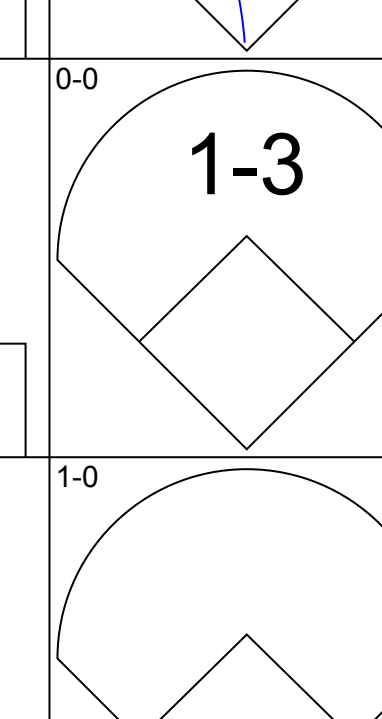
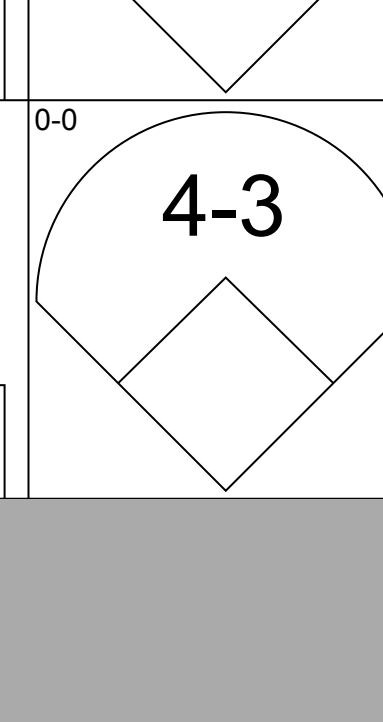
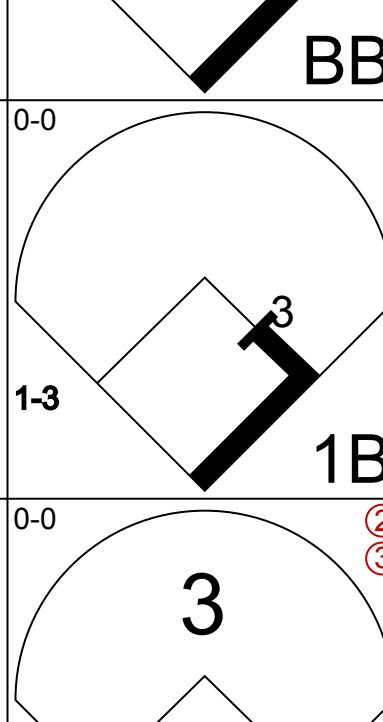

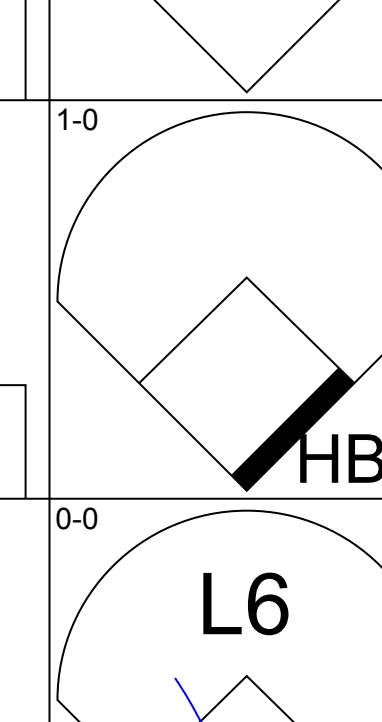
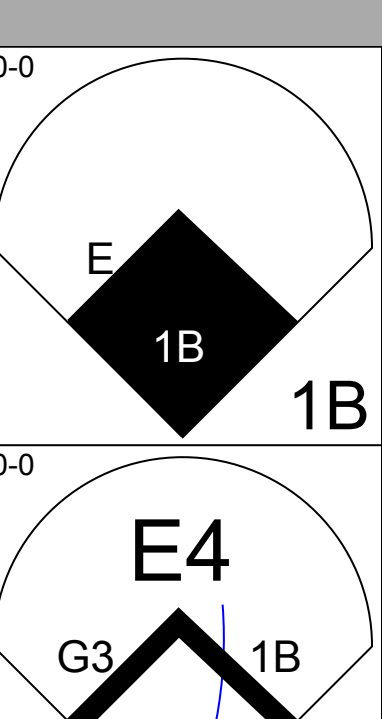
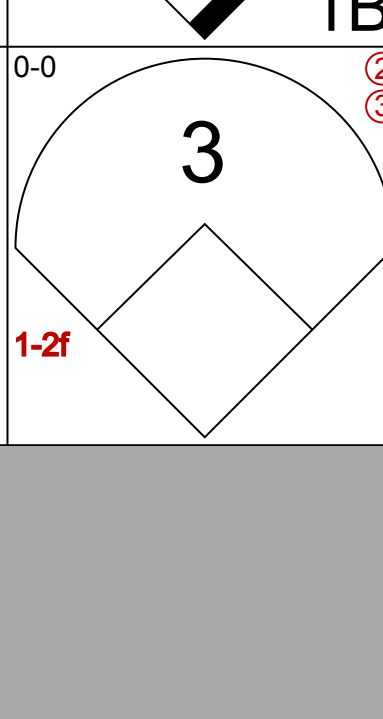
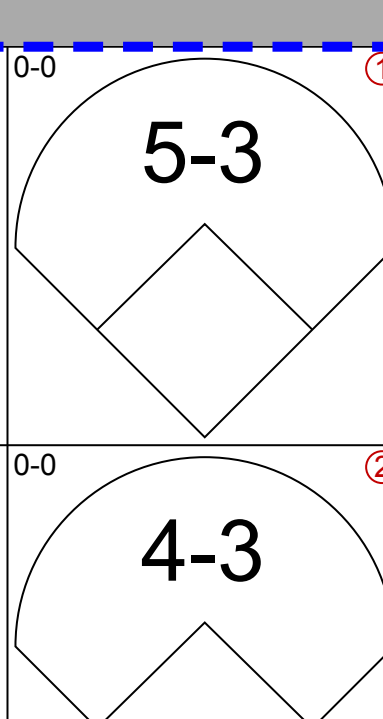
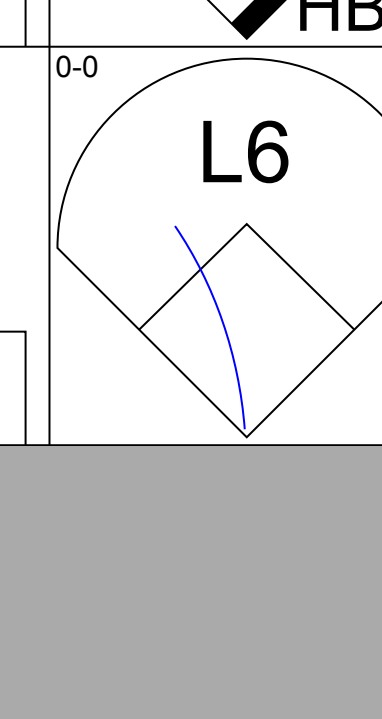
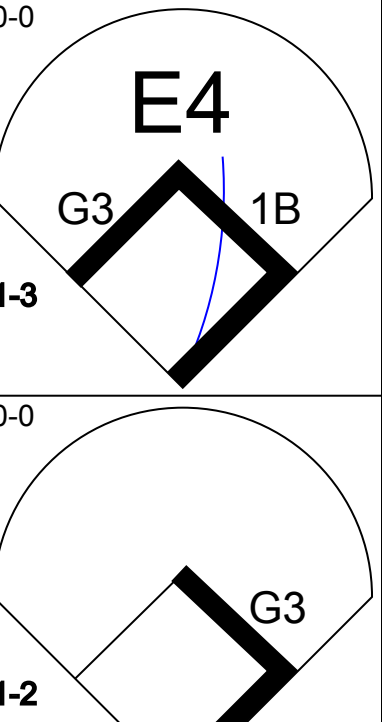
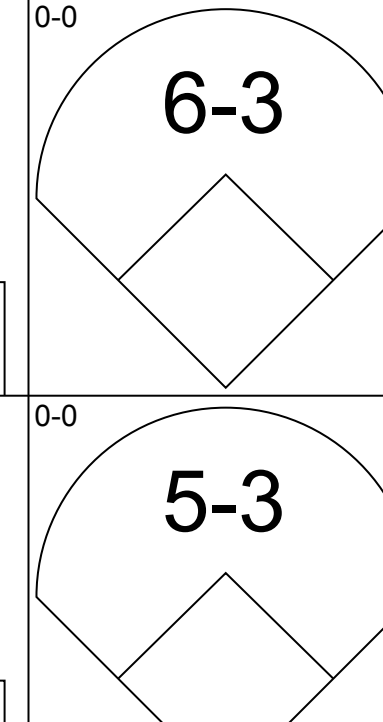
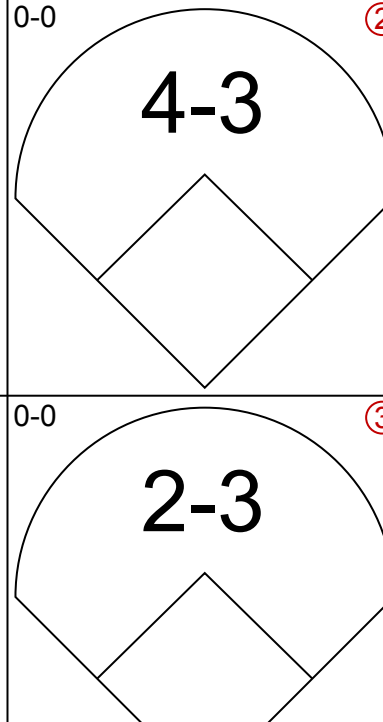
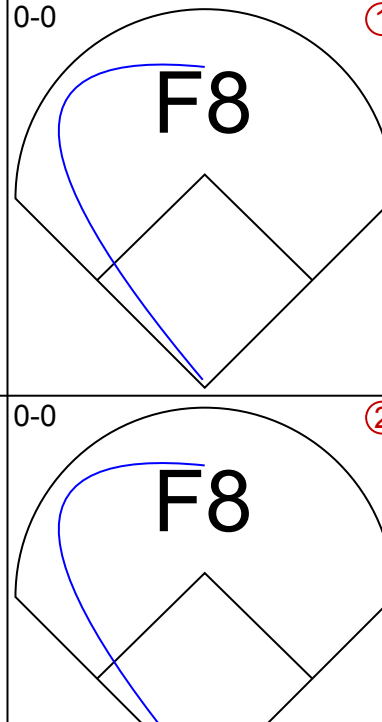
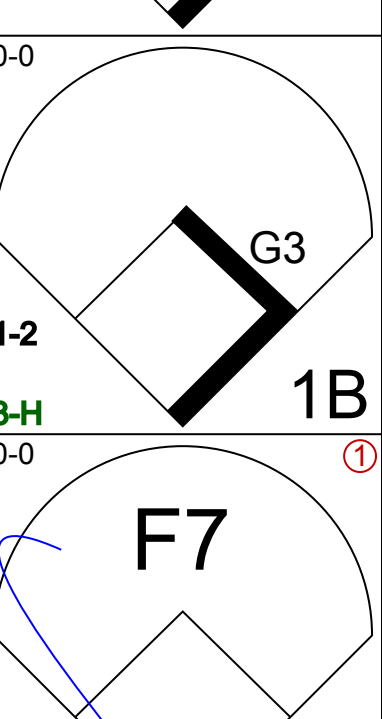
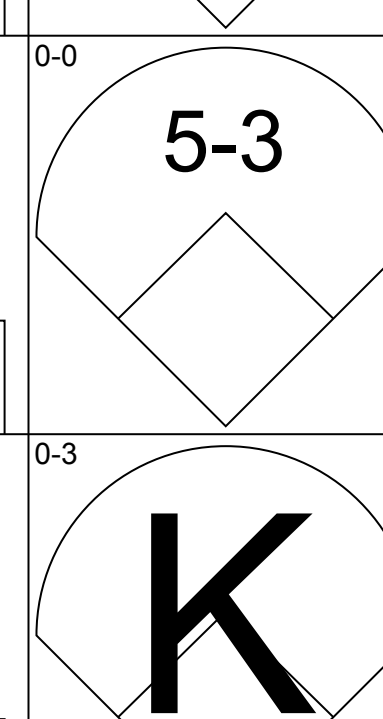
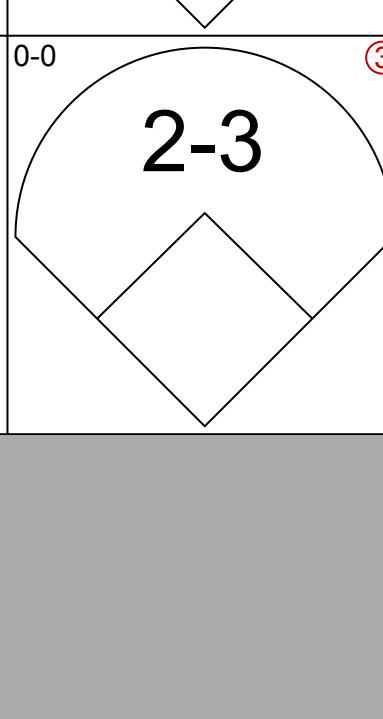
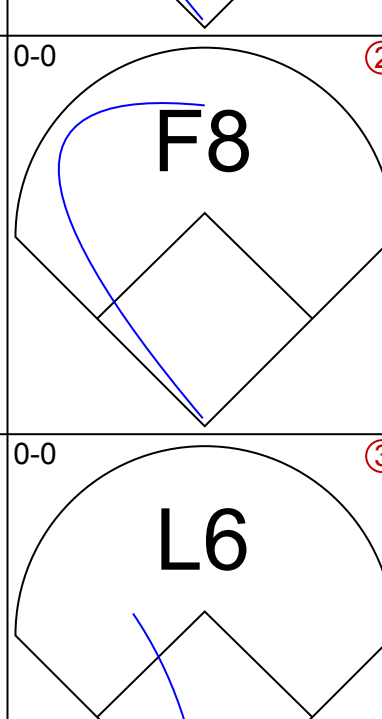
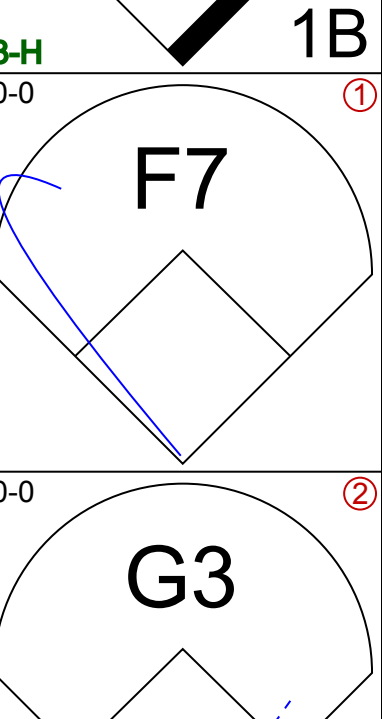
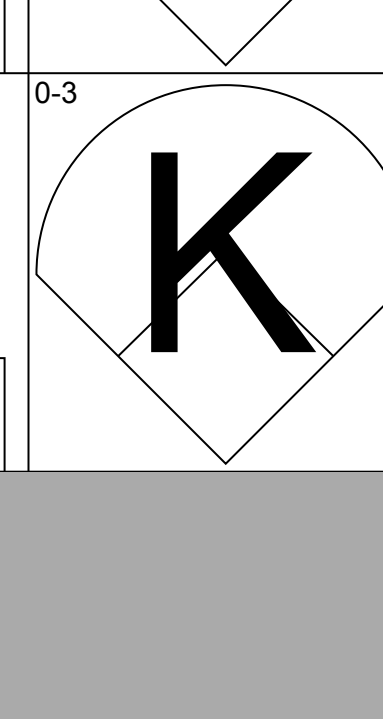
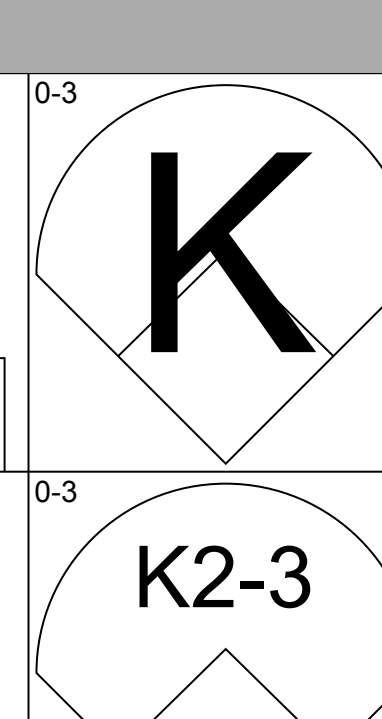
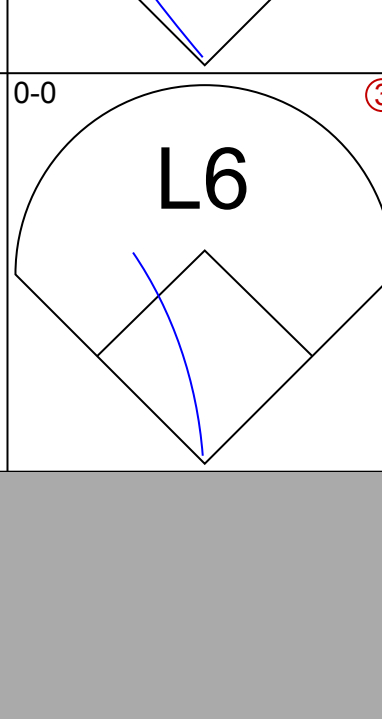
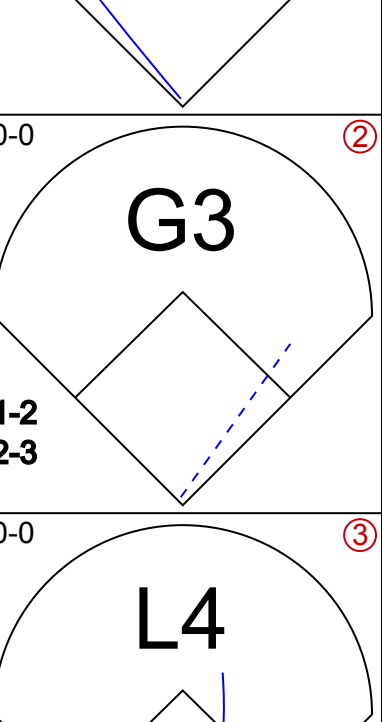
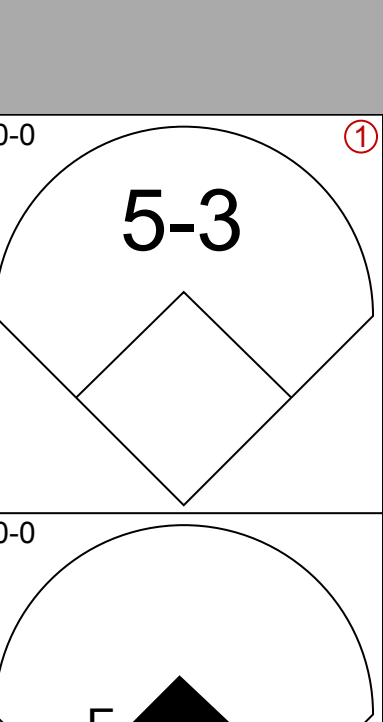
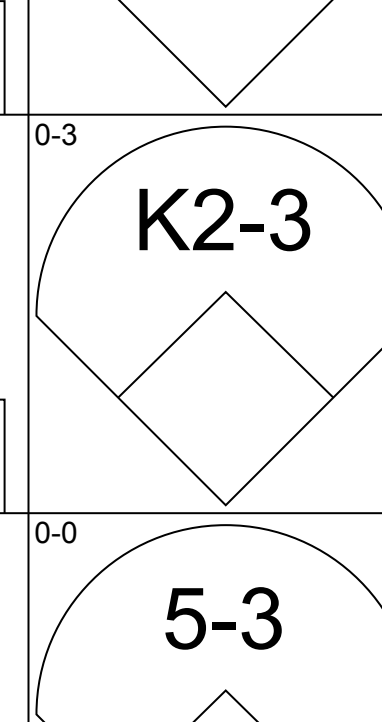
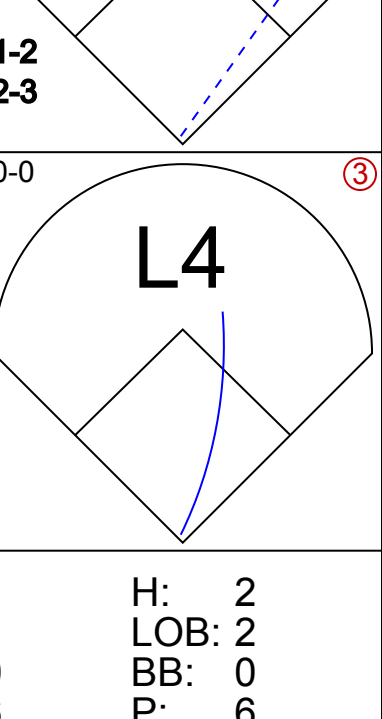
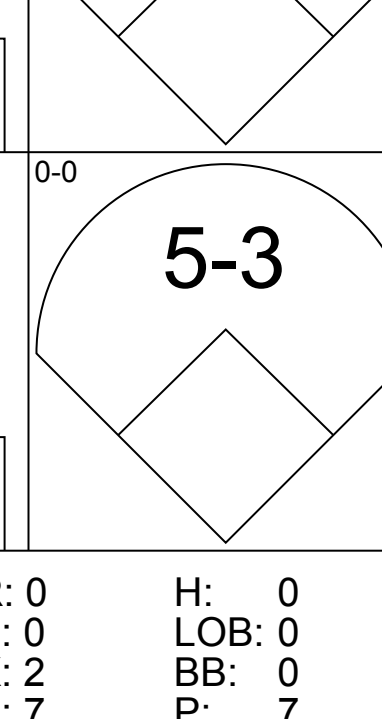
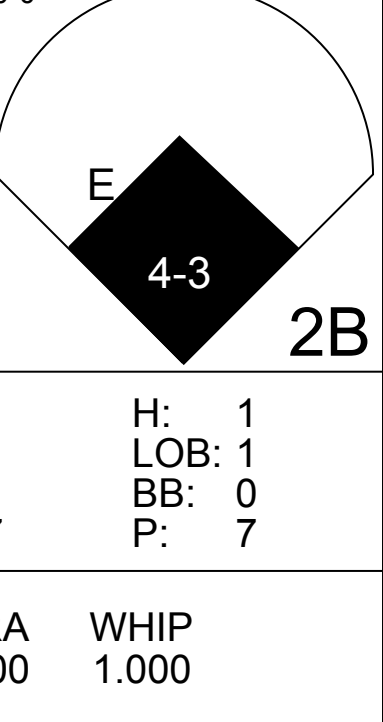
AB	40
R	7
H	15
RBI	7
BB	0
SO	4
LOB	18



Batter	1	2	3	4	5	6	7	8	9	AB	R	H	RBI	BB	SO	LOB	BOTTOM				
Juan Samuel, R OBP: 0.365, SLG: 0.497 (1, 4)										4	1	2	1	0	0	1	San Diego Padres @ Philadelphia Phillies Veterans Stadium, Philadelphia, PA Fri May 25 1984, 7:05 PM EDT Att: 25,964 - Unknown				
Greg Gross, L OBP: 0.490, SLG: 0.429 (1, 7)										3	0	1	1	0	0	1					
Garry Maddox, R OBP: 0.333, SLG: 0.327 (7, PH)										1	0	0	0	0	0	1					
Mike Schmidt, R OBP: 0.394, SLG: 0.552 (1, 5)										4	0	0	0	0	0	2					
Joe Lefebvre, L OBP: 0.338, SLG: 0.324 (8, 7)										4	1	1	0	0	1	0					
Len Matuszek, L OBP: 0.379, SLG: 0.529 (1, 3)										2	0	1	0	2	0	0					
Von Hayes, L OBP: 0.341, SLG: 0.419 (8, 9)										3	0	1	0	1	1	1					
Ozzie Virgil, R OBP: 0.357, SLG: 0.542 (1, 2)										4	0	2	0	0	0	4					
Ivan De Jesus, R OBP: 0.272, SLG: 0.250 (1, 6)										4	1	0	0	0	1	3					
Charles Hudson, S ERA: 5.167, SLG: 0.222 (3, 1)	5.0 W 23 7 3 3 1 2 0 0 0 0 0 0 0 23 31 5.40 1.800																				
Tug McGraw, R ERA: 4.13 (3, 1)	3.0 10 1 0 0 3 1 0 0 0 0 0 0 0 15 19 0.00 0.667																				
Glen Wilson, R OBP: 0.276, SLG: 0.304 (5, PH)	1.0 4 1 0 0 1 0 0 0 0 0 0 0 0 6 6 0.00 1.000																				
Larry Andersen, R ERA: 3.6 (8, 1)										0	0	0	0	0	0	0					
Luis Aguayo, R OBP: 0.362, SLG: 0.545 (7, PH)										1	0	0	0	0	0	0					
Kevin Gross, R ERA: 1.67 (8, 1)										0	0	0	0	0	0	0					
Tim Corcoran, L OBP: 0.208, SLG: 0.500 (9, PH)										1	0	0	0	0	1	1					
Inning Stats	R: 0 E: 0 K: 0 S: 3	H: 0 LOB: 0 BB: 0 P: 3	R: 0 E: 0 K: 1 S: 4	H: 0 LOB: 0 BB: 1 P: 8	R: 1 E: 0 K: 0 S: 5	H: 2 LOB: 1 BB: 0 P: 5	R: 0 E: 0 K: 0 S: 4	H: 1 LOB: 2 BB: 1 P: 8	R: 1 E: 0 K: 0 S: 5	H: 2 LOB: 1 BB: 0 P: 5	R: 1 E: 0 K: 1 S: 6	H: 2 LOB: 1 BB: 1 P: 10	R: 0 E: 0 K: 1 S: 6	H: 1 LOB: 1 BB: 0 P: 6	R: 0 E: 0 K: 1 S: 5	H: 0 LOB: 0 BB: 0 P: 5	R: 0 E: 1 K: 1 S: 6	H: 1 LOB: 1 BB: 0 P: 6	1B: 8 2B: 1 3B: 0 HR: 0	SF: 1 SAC: 0 DP: 2 HBP: 0	WP: 0 PA: 37 PB: 0 SB: 1 CS: 0
PITCHER	IP WLS BF H R ER SO BB IBB HBP BLK WP HR S P ERA WHIP																				
Ed Whitson, R ERA: 4.13 (1, 1)	5.0 W 23 7 3 3 1 2 0 0 0 0 0 0 0 23 31 5.40 1.800																				
Craig Lefferts, L ERA: 0.75 (6, 1)	3.0 10 1 0 0 3 1 0 0 0 0 0 0 0 15 19 0.00 0.667																				
Rich Gossage, R ERA: 3.6 (9, 1)	1.0 4 1 0 0 1 0 0 0 0 0 0 0 0 6 6 0.00 1.000																				

AB	33
R	3
H	9
RBI	2
BB	3
SO	5
LOB	14



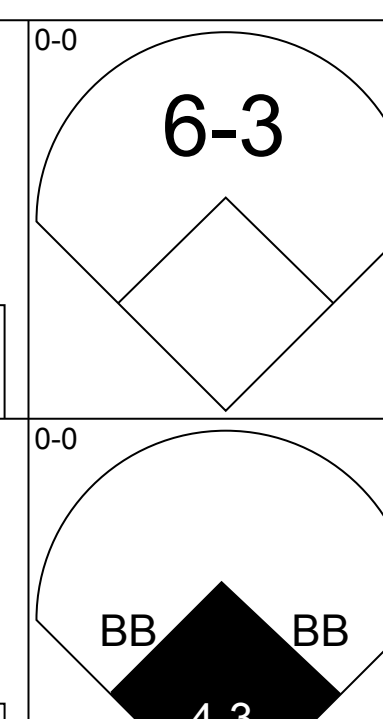
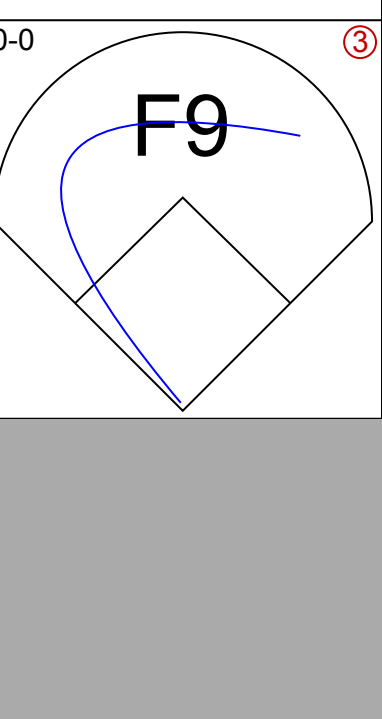
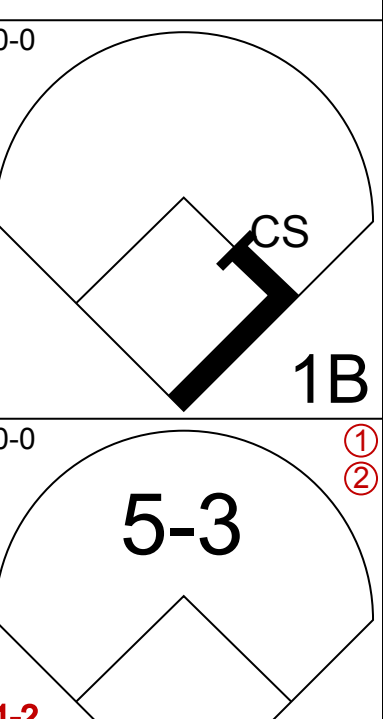
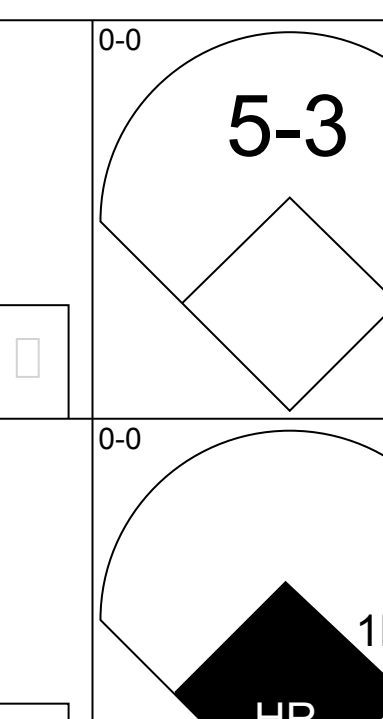
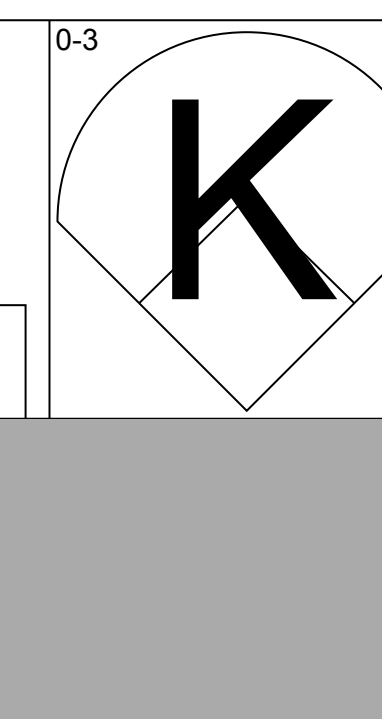
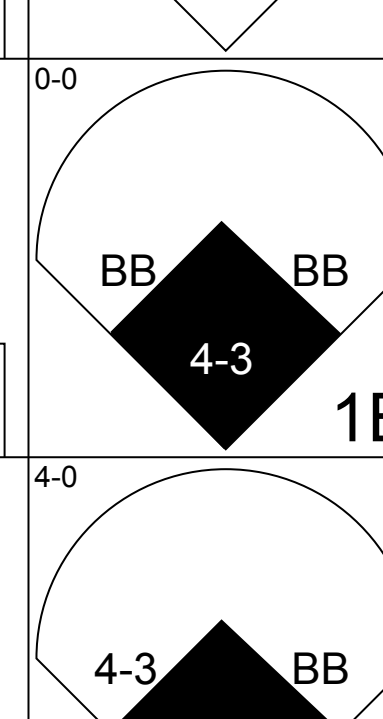
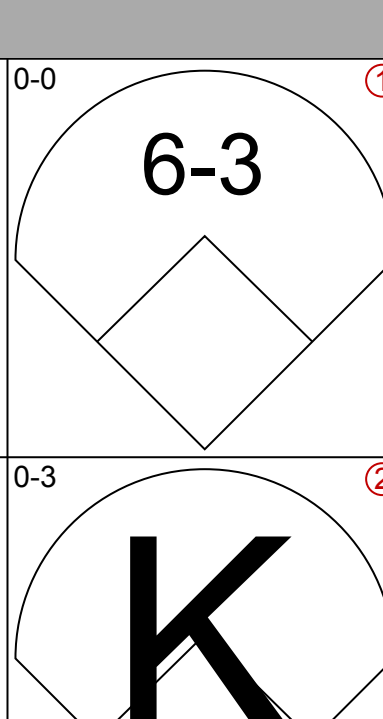
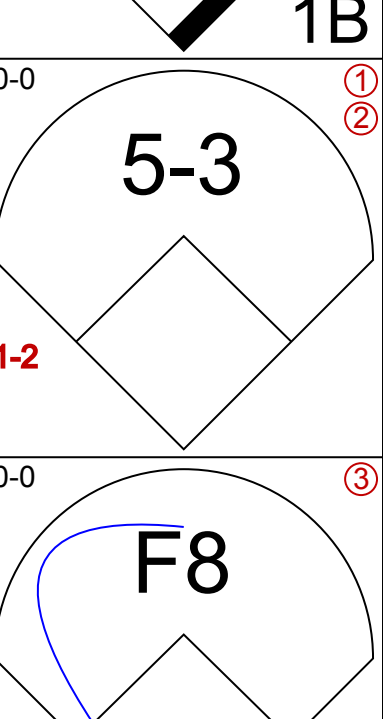
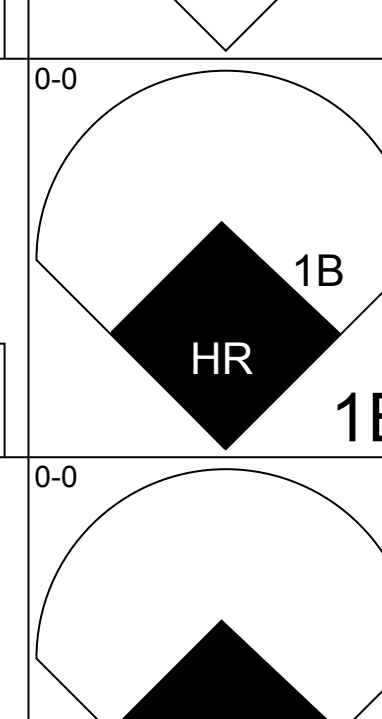
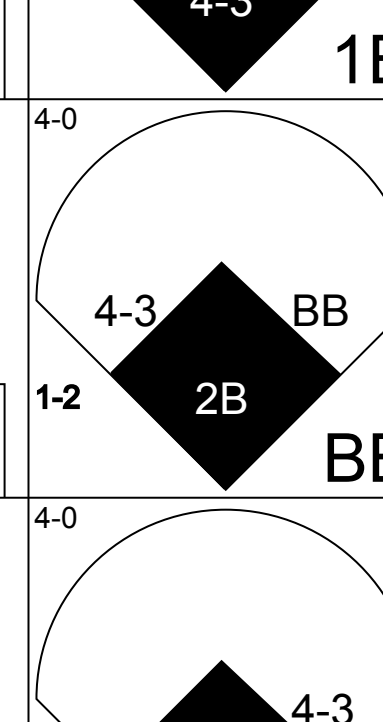
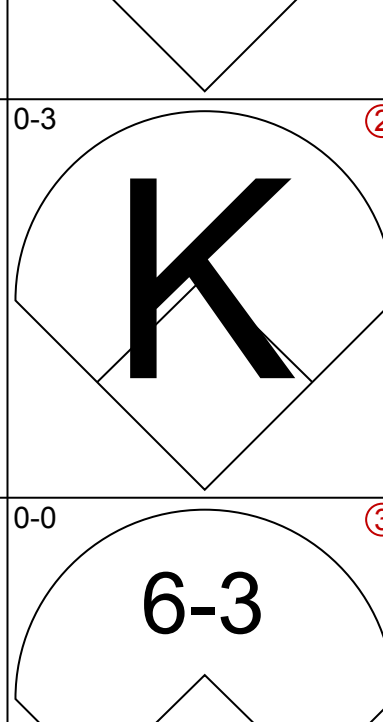
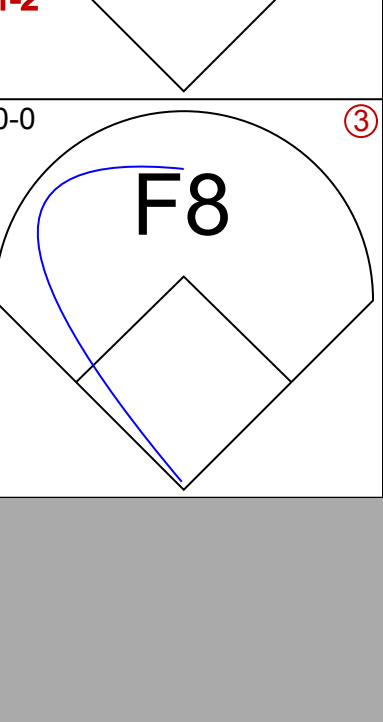
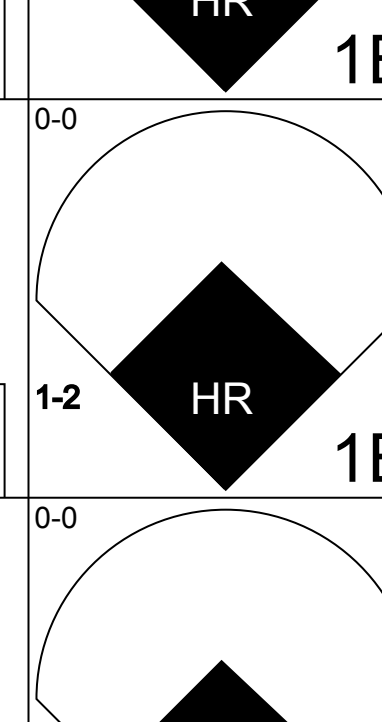
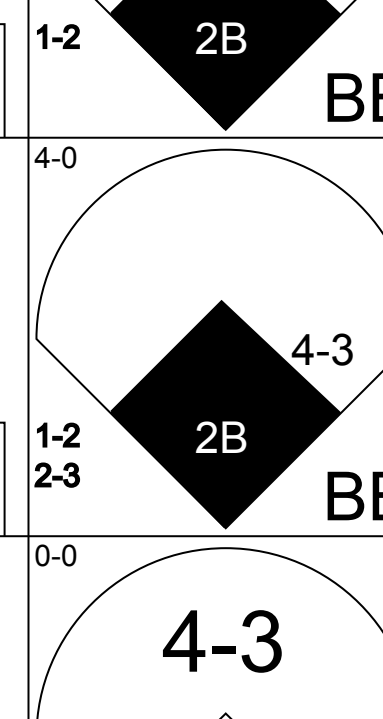
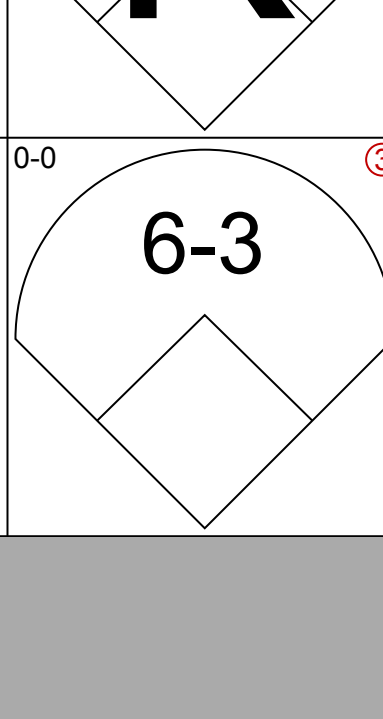
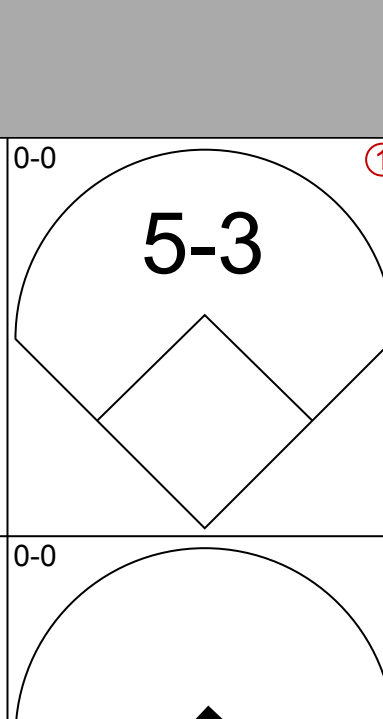
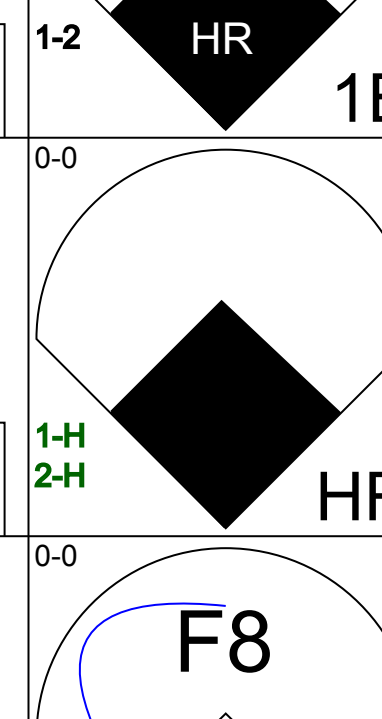
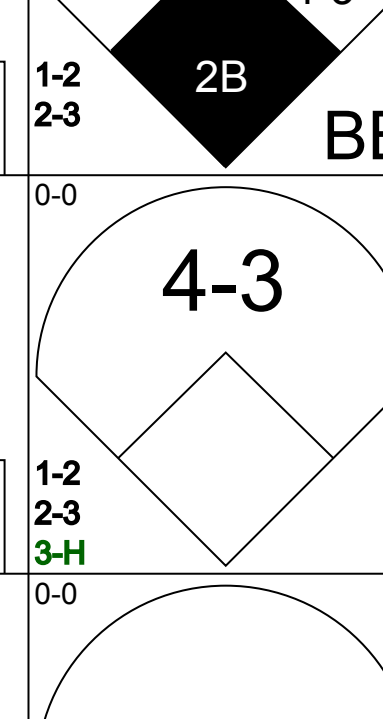
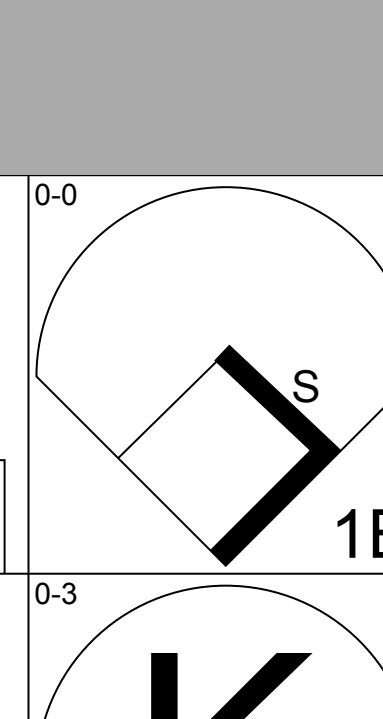
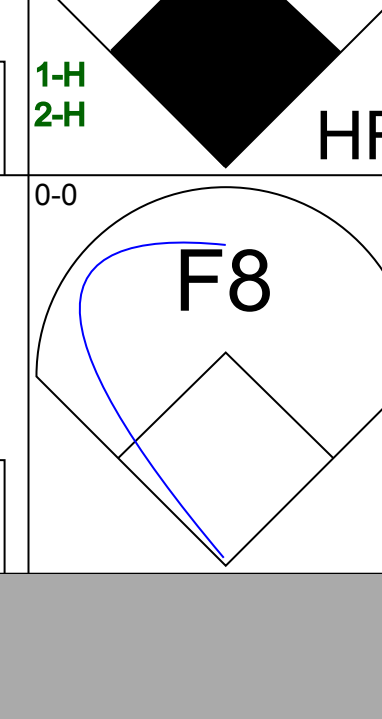
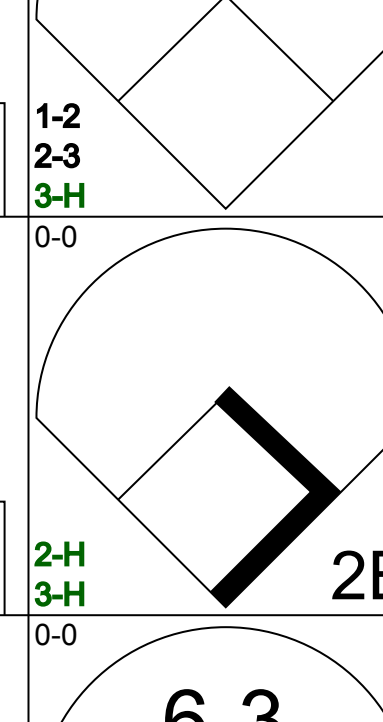
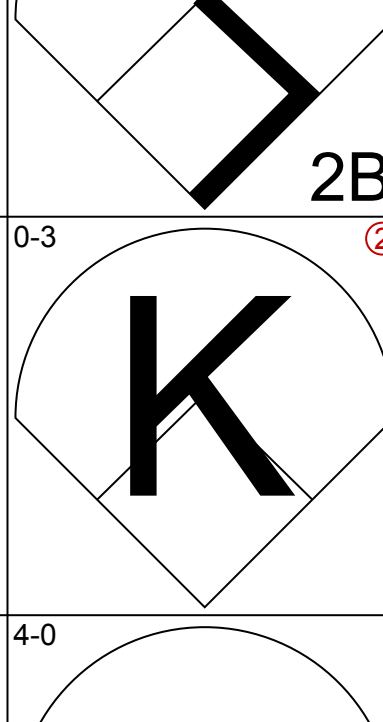
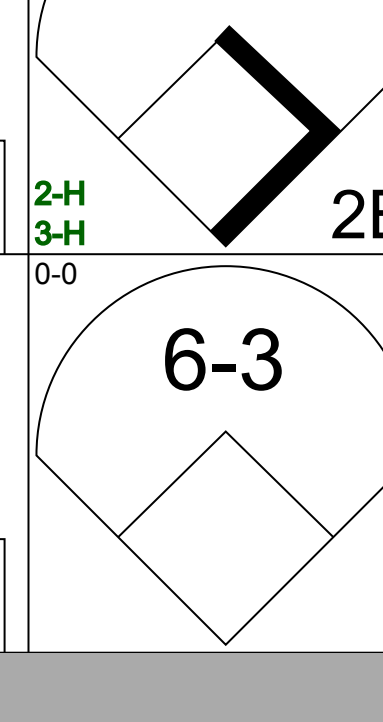
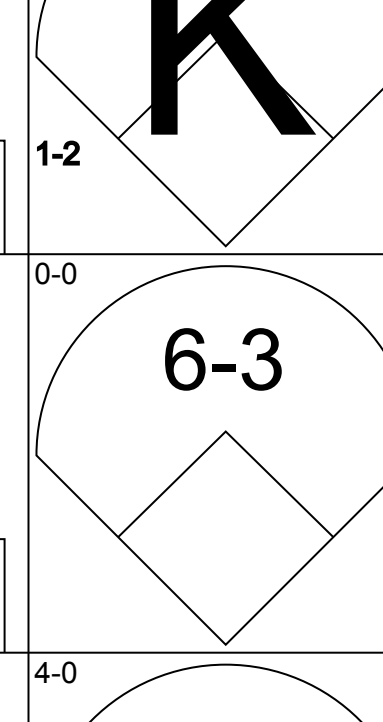
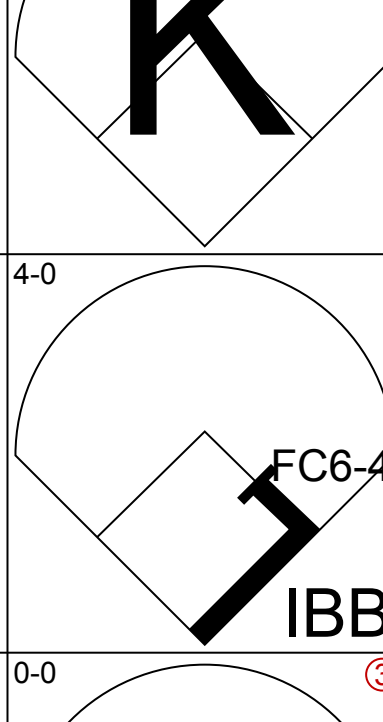
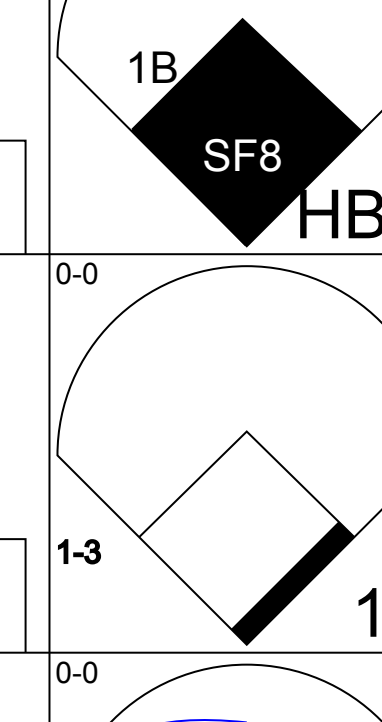
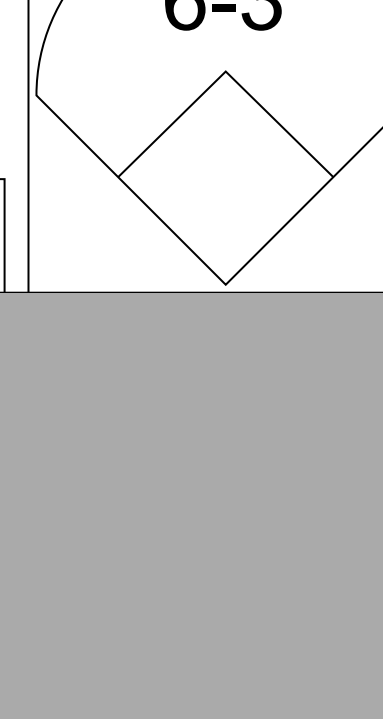
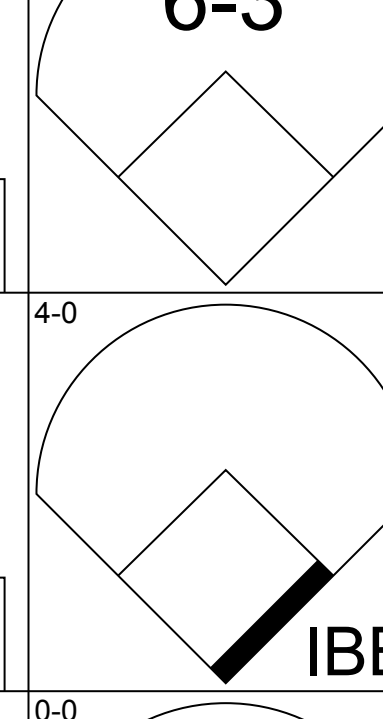
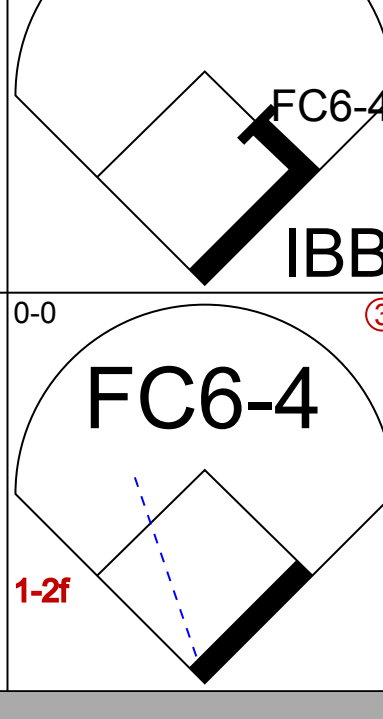

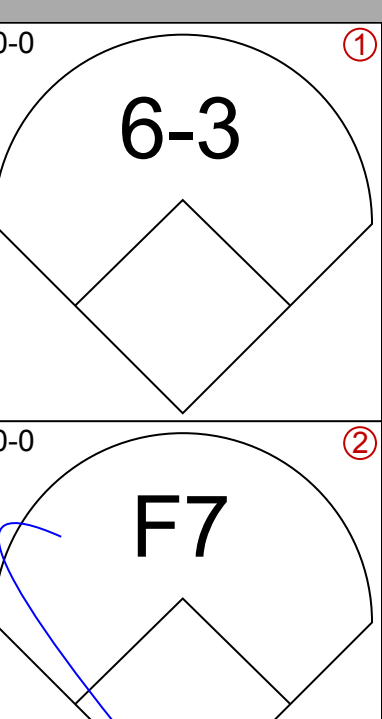
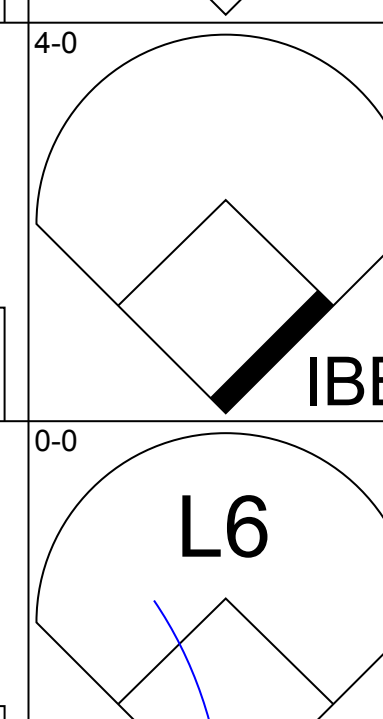
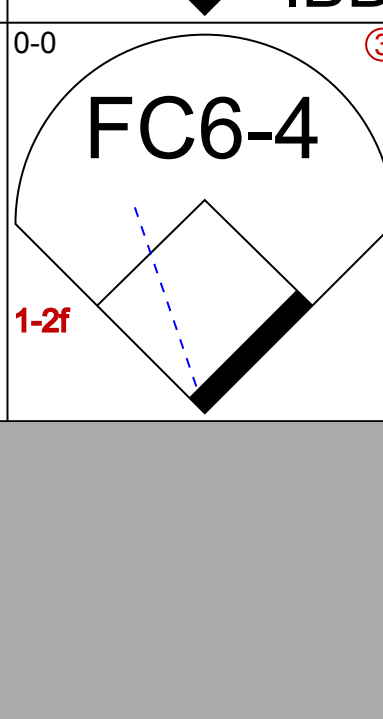
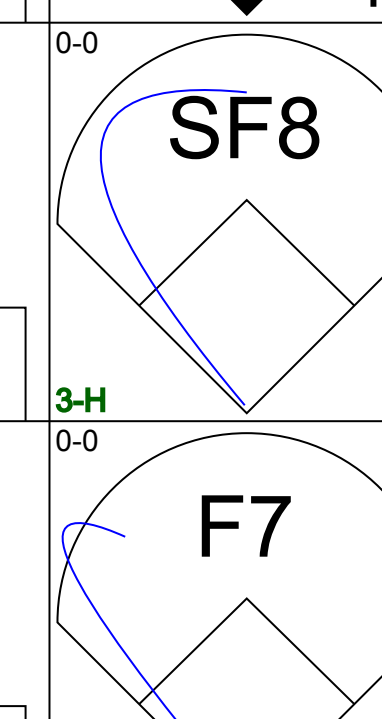
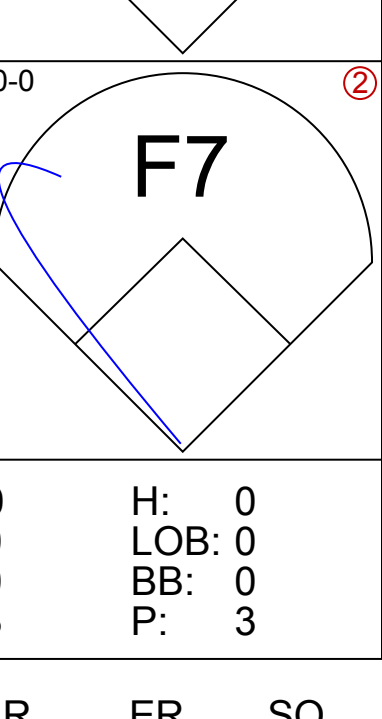
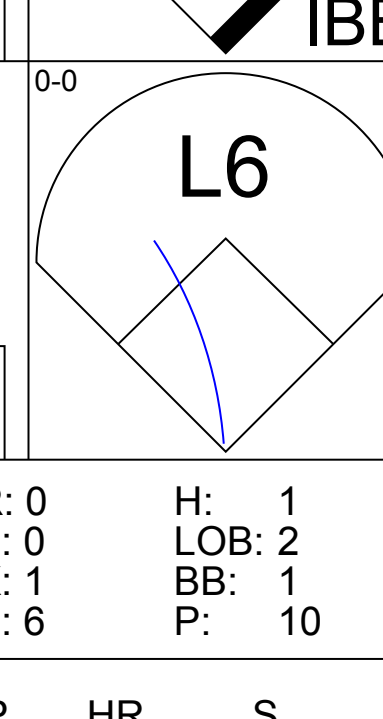
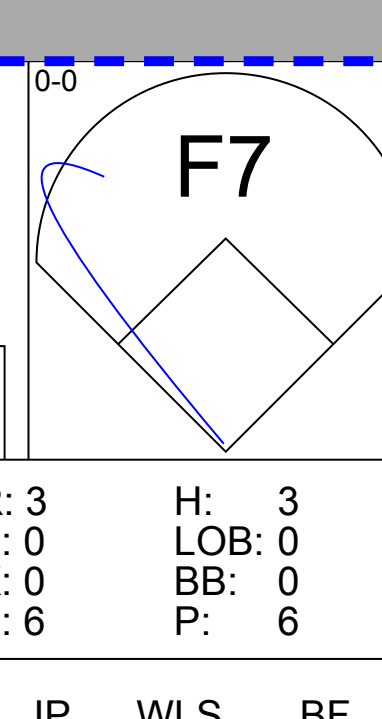
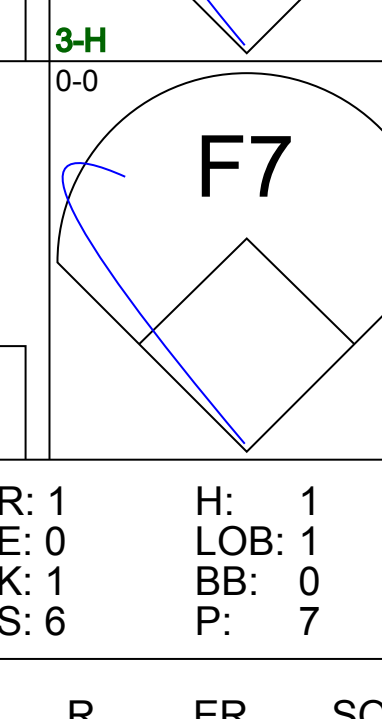
Batter	1	2	3	4	5	6	7	8	9	AB	R	H	RBI	BB	SO	LOB	TOP				
Alan Wiggins, S (1.4) OBP: 0.346, SLG: 0.293										4	0	0	0	0	1	1					
Tony Gwynn, L (1.9) OBP: 0.436, SLG: 0.470										3	0	0	1	1	1	1					
Graig Nettles, L (1.5) OBP: 0.325, SLG: 0.349										3	0	1	0	0	1	1					
Steve Garvey, R (1.3) OBP: 0.262, SLG: 0.328										4	1	1	0	0	0	3					
Terry Kennedy, L (1.2) OBP: 0.275, SLG: 0.346										4	0	0	0	0	0	1					
Kevin McReynolds, R (1.8) OBP: 0.355, SLG: 0.526										4	0	1	1	0	0	0					
Camelito Martinez, R (1.7) OBP: 0.340, SLG: 0.364										4	0	0	0	0	2	2					
Garry Templeton, S (1.6) OBP: 0.313, SLG: 0.336										3	0	0	0	0	1	2					
Mark Thurmond, L (1.1) OBP: 0.333, SLG: 0.364										2	1	1	0	0	0	2					
Champ Summers, L (7, PH) OBP: 0.267, SLG: 0.571										1	0	0	0	0	0	0					
Dave Dravecky, R (7.1)										0	0	0	0	0	0	0					
Inning Stats	R: 0 E: 0 K: 2 S: 7	H: 0 LOB: 0 BB: 7	R: 1 E: 1 K: 0 S: 6	H: 2 LOB: 2 BB: 6	R: 0 E: 0 K: 1 S: 3	H: 1 LOB: 1 BB: 1	R: 0 E: 0 K: 1 S: 5	H: 0 LOB: 0 BB: 5	R: 1 E: 1 K: 1 S: 7	H: 1 LOB: 1 BB: 0	R: 0 E: 0 K: 0 S: 3	H: 0 LOB: 0 BB: 3	R: 0 E: 0 K: 0 S: 7	H: 0 LOB: 1 BB: 7	R: 0 E: 0 K: 0 S: 3	H: 0 LOB: 4	R: 0 E: 0 K: 0 S: 3	H: 0 LOB: 3	1B: 3 2B: 2 3B: 0 HR: 0	SF: 0 SAC: 0 DP: 1 HBP: 1	WP: 0 PA: 34 PB: 0 SB: 0 CS: 0
PITCHER	IP WLS BF H R ER SO BB IBB HBP BLK WP HR S P ERA WHIP																				
Marty Bystrom, R (1.1) ERA: 3.33	5.0 W 21 4 2 0 4 1 0 0 0 0 0 28 32 0.00 1.000																				
Bill Campbell, R (6.1) ERA: 2.93	2.0 6 0 0 0 2 0 0 0 0 0 0 10 10 0.00 0.000																				
Al Holland, L (8.1) ERA: 1.65	2.0 7 0 0 0 0 0 0 1 0 0 0 6 7 0.00 0.000																				

San Diego Padres @ Philadelphia Phillies
Veterans Stadium, Philadelphia, PA
Sat May 26 1984, 7:05 PM EDT
Att: 32,898 - Unknown

livebaseballscores.com

AB 32
R 2
H 4
RBI 2
BB 1
SO 6
LOB 13



Batter	1	2	3	4	5	6	7	8	9	AB	R	H	RBI	BB	SO	LOB	BOTTOM		
Juan Samuel, R (1.4) OBP: 0.361, SLG: 0.489										5	0	1	0	0	1	1			
Gary Maddox, R (1.8) OBP: 0.344, SLG: 0.339										4	2	2	0	0	0	1			
Mike Schmidt, R (1.5) OBP: 0.396, SLG: 0.548										3	2	1	0	1	1	0			
Sixto Lezcano, R (1.9) OBP: 0.380, SLG: 0.585										3	2	1	3	1	0	0			
Glenn Wilson, R (1.7) OBP: 0.285, SLG: 0.394										4	0	2	1	0	0	2			
Al Holland, R (8.1)										0	0	0	0	0	0	0			
Len Matuszek, L (1.3) OBP: 0.382, SLG: 0.533										3	1	1	2	0	2	2			
Ozzie Virgil, R (1.2) OBP: 0.361, SLG: 0.536										3	0	1	0	1	0	2			
Ivan De Jesus, R (1.6) OBP: 0.272, SLG: 0.247										2	0	0	1	1	0	2			
Marty Bystrom, R (1.1) OBP: 0.250, SLG: 0.375										2	0	0	0	0	0	2			
Bill Campbell, R (6.1)										0	0	0	0	0	0	0			
Luis Aguayo, R (7, PH) OBP: 0.357, SLG: 0.500										1	0	0	0	0	0	0			
Joe Lefebvre, L (8.7) OBP: 0.336, SLG: 0.321										1	0	0	0	0	0	1			
Inning Stats	R: 3 E: 0 K: 0 S: 5	H: 2 LOB: 1 BB: 2 P: 13	R: 0 E: 0 K: 0 S: 3	H: 0 LOB: 0 BB: 0 P: 3	R: 0 E: 0 K: 1 S: 5	H: 0 LOB: 0 BB: 0 P: 5	R: 0 E: 0 K: 1 S: 6	H: 1 LOB: 2 BB: 1 P: 10	R: 0 E: 0 K: 0 S: 3	H: 1 LOB: 0 BB: 0 P: 3	R: 0 E: 0 K: 1 S: 6	H: 1 LOB: 2 BB: 1 P: 10	R: 3 E: 0 K: 0 S: 6	H: 3 LOB: 0 BB: 0 P: 6	R: 1 E: 0 K: 1 S: 6	H: 1 LOB: 1 BB: 0 P: 7	1B: 6 2B: 2 3B: 0 HR: 1	SF: 1 SAC: 0 DP: 0 HBP: 1	WP: 0 PA: 37 PB: 0 SB: 1 CS: 1
PITCHER	IP WLS BF H R ER SO BB IBB HBP BLK WP HR S P ERA WHIP																		
Mark Thurmond, L (1.1) ERA: 4.22	6.0 L 26 5 3 3 3 2 2 0 0 0 0 28 44 4.50 1.167																		
Dave Dravecky, L (7.1) ERA: 4.03	2.0 11 4 4 4 1 0 0 1 0 0 0 1 12 13 18.00 2.000																		

San Diego Padres @ Philadelphia Phillies
Veterans Stadium, Philadelphia, PA
Sat May 26 1984, 7:05 PM EDT
Att: 32,898 - Unknown

livebaseballscores.com

AB 31
R 7
H 9
RBI 7
BB 4
SO 4
LOB 13



Batter	1	2	3	4	5	6	7	8	9	AB	R	H	RBI	BB	SO	LOB	TOP																					
Bob Dernier, R OBP: 0.409, SLG: 0.358 Porfi Altamirano, R (7, 1)										4	0	0	0	0	1	1	Chicago Cubs @ Philadelphia Phillies Veterans Stadium, Philadelphia, PA Thu May 31 1984, 7:05 PM EDT Att: 25,044 - Unknown																					
23 Ryne Sandberg, R OBP: 0.379, SLG: 0.492 (1, 4)										4	0	2	0	0	0	0																						
Gary Matthews, R OBP: 0.413, SLG: 0.397 Henry Cotto, R OBP: 0.340, SLG: 0.279 (8, 8)										3	0	1	0	1	1	2																						
Leon Durham, L OBP: 0.422, SLG: 0.592 (1, 3)										4	0	0	0	0	0	4																						
Mel Hall, L OBP: 0.311, SLG: 0.456 (7, 8) (8, 9)										4	1	1	0	0	1	2																						
Ron Cey, R OBP: 0.323, SLG: 0.457 (1, 5)										4	0	1	1	0	1	0																						
Jody Davis, R OBP: 0.369, SLG: 0.503 (1, 2)										4	1	1	1	0	1	1																						
Larry Bowa, S OBP: 0.301, SLG: 0.331 Dave Owen, S (3, 6)									1	0	0	0	0	1	1																							
Chuck Rainey, R OBP: 0.190, SLG: 0.150 Dickie Noles, R (2, 1)									2	0	0	0	0	1	0																							
Jay Johnstone, L OBP: 0.200, SLG: 0.111 (7, 9) (8, 7)									1	0	0	0	0	1	1																							
Inning Stats	R: 0 E: 0 K: 2 S: 8	H: 1 LOB: 1 BB: 0 P: 8	R: 1 E: 0 K: 2 S: 9	H: 2 LOB: 1 BB: 0 P: 9	R: 0 E: 0 K: 0 S: 4	H: 1 LOB: 1 BB: 0 P: 4	R: 0 E: 0 K: 2 S: 7	H: 0 LOB: 0 BB: 0 P: 7	R: 0 E: 0 K: 1 S: 5	H: 0 LOB: 0 BB: 1 P: 5	R: 0 E: 0 K: 0 S: 4	H: 1 LOB: 1 BB: 0 P: 4	R: 0 E: 0 K: 1 S: 5	H: 0 LOB: 0 BB: 0 P: 5	R: 0 E: 0 K: 1 S: 5	H: 0 LOB: 0 BB: 0 P: 5	1B: 2 2B: 2 3B: 1 HR: 1	SF: 0 SAC: 0 DP: 0 HBP: 1	WP: 0 PB: 0 SB: 1 CS: 0	PA: 35																		
PITCHER	IP	WLS	BF	H	R	ER	SO	BB	IBB	HBP	BLK	WP	HR	S	P	ERA	WHIP	PITCHER				IP	WLS	BF	H	R	ER	SO	BB	IBB	HBP	BLK	WP	HR	S	P	ERA	WHIP
Charles Hudson, R ERA: 4.84 Bill Campbell, R ERA: 2.84	(1, 1)	8.0	W	32	6	2	2	8	1	0	1	0	0	1	46	51	2.25	0.875					(9, 1)	1.0	3	0	0	0	1	0	0	0	0	0	5	5	0.00	0.000

AB	33
R	2
H	6
RBI	2
BB	1
SO	9
LOB	13



Batter	1	2	3	4	5	6	7	8	9	AB	R	H	RBI	BB	SO	LOB	BOTTOM																					
Juan Samuel, R OBP: 0.364, SLG: 0.487 (1, 4)										3	1	1	1	1	1	0	Chicago Cubs @ Philadelphia Phillies Veterans Stadium, Philadelphia, PA Thu May 31 1984, 7:05 PM EDT Att: 25,044 - Unknown																					
Von Hayes, L OBP: 0.355, SLG: 0.438 (1, 8)										5	3	3	2	0	2																							
Mike Schmidt, R OBP: 0.392, SLG: 0.530 Luis Aquayo, R OBP: 0.313, SLG: 0.429 (6, PR) (7, 5)										3	1	2	3	1	0	0																						
Joe Lefebvre, L OBP: 0.338, SLG: 0.325 (1, 7)										4	1	1	0	0	1	4																						
Sixto Lezcano, R OBP: 0.374, SLG: 0.553 (1, 9)										4	0	1	1	0	1	1																						
Len Matuszek, L OBP: 0.359, SLG: 0.493 (1, 3)										4	0	1	1	0	1	0																						
Ozzie Virgil, R OBP: 0.359, SLG: 0.513 (1, 2)										3	1	0	0	0	1	2																						
Ivan De Jesus, R OBP: 0.272, SLG: 0.250 Kiko Garcia, R (9, 6)										4	2	1	0	0	1	0																						
Charles Hudson, S ERA: 4.87 Tim Corcoran, L OBP: 0.500, SLG: 0.467 Bill Campbell, R (9, 1)										3	1	1	0	0	1	1																						
Inning Stats	R: 1 E: 1 K: 2 S: 9	H: 1 LOB: 1 BB: 0 P: 9	R: 6 E: 1 K: 1 S: 11	H: 5 LOB: 2 BB: 0 P: 13	R: 0 E: 0 K: 2 S: 7	H: 0 LOB: 0 BB: 0 P: 7	R: 1 E: 0 K: 0 S: 4	H: 2 LOB: 0 BB: 0 P: 4	R: 0 E: 0 K: 1 S: 5	H: 0 LOB: 0 BB: 0 P: 5	R: 1 E: 0 K: 0 S: 4	H: 2 LOB: 2 BB: 1 P: 8	R: 0 E: 0 K: 1 S: 5	H: 0 LOB: 0 BB: 0 P: 5	R: 1 E: 0 K: 2 S: 8	H: 1 LOB: 1 BB: 1 P: 12		1B: 9 2B: 2 3B: 0 HR: 0	SF: 0 SAC: 0 DP: 2 HBP: 2	WP: 1 PB: 0 SB: 1 CS: 0	PA: 39																	
PITCHER	IP	WLS	BF	H	R	ER	SO	BB	IBB	HBP	BLK	WP	HR	S	P	ERA	WHIP	PITCHER				IP	WLS	BF	H	R	ER	SO	BB	IBB	HBP	BLK	WP	HR	S	P	ERA	WHIP
Chuck Rainey, R ERA: 4.97 Dickie Noles, R ERA: 4.97 Porfi Altamirano, R ERA: 6.14	(1, 1)	1.2	L	14	5	7	0	3	0	0	2	0	0	18	20	0.00	3.000					(2, 1)	4.1	17	5	2	2	3	1	0	0	0	22	26	4.15	1.385		
	(7, 1)	2.0		8	1	1	1	3	1	0	0	0	1	0	13	17	4.50	1.000																				

AB	35
R	10
H	11
RBI	8
BB	2
SO	9
LOB	12



Batter	1	2	3	4	5	6	7	8	9	AB	R	H	RBI	BB	SO	LOB	TOP				
Bob Dernier, R OBP: 0.419, SLG: 0.362	4-0 23 BLK SF8 BB	0-0 FC6-4		0-0 P5		4-0 23 HR BB	0-0 23 FC6-4-3-2 1B	0-0 23 FC1-6-4 1B		4	2	2	2	2	0	2					
23 Ryne Sandberg, R OBP: 0.392, SLG: 0.523	0-3 K		0-0 S 1B		0-0 HR	0-0 1-H HR	0-0 1-2 2-H FC6-4-3-2 1B	0-0 1-2 FC1-6-4 1B		6	3	3	3	0	1	5					
Gary Matthews, R OBP: 0.412, SLG: 0.392 Gary Woods, R OBP: 0.400, SLG: 0.484	0-0 SF8 3-H		4-0 1B 1-2 BB		0-3 K	0-3 K		4-0 E SF BB	0-3 K	2	1	0	1	2	2	0					
Leon Durham, L OBP: 0.435, SLG: 0.609	4-0 BB		0-0 FC3-6 1B		0-0 3-1 1B	0-0 CS BB		0-0 1B SF FC5-2 1B	0-0 4-6 2B	4	1	3	1	2	0	1					
Mel Hall, L OBP: 0.297, SLG: 0.437	0-0 F9		0-0 FC3-6 1B		0-0 3-1 2B	0-0 L5		0-0 SF FC5-2 1B FC4-6	0-0 4-6 2B	5	1	0	1	0	0	6					
Ron Cey, R OBP: 0.321, SLG: 0.455 Richie Hebner, L OBP: 0.579, SLG: 0.750		0-0 E6 FC4-6	0-3 K		0-0 1B		0-0 FC6-4 1B	0-0 FC4-6 FC5-2 1B		1	0	0	0	0	0	0					
Jody Davis, R OBP: 0.365, SLG: 0.494		0-0 F7	0-0 L4		0-0 S 1B		0-0 FC6-4 1B	0-0 FC5-2 FC4-6		5	1	1	0	0	0	7					
Dave Owen, S OBP: 0.273, SLG: 0.111		0-0 FC4-6 1B		0-0 F7	4-0 1-2 IBB		0-0 SH 1B	0-0 FC4-6 1B		4	2	1	2	1	0	3					
Rick Reuschel, R OBP: 0.313, SLG: 0.467 Tim Stoddard, R OBP: 0.333, SLG: 0.333		0-0 FC6-4 1B		0-3 K	0-0 L4		0-0 SH 23 FC6-4-3-2 1B	0-0 1B		4	0	2	1	0	1	3					
Inning Stats	R: 1 E: 0 K: 1 S: 5	H: 0 LOB: 1 BB: 2 P: 13	R: 0 E: 1 K: 0 S: 5	H: 1 LOB: 2 BB: 0 P: 5	R: 1 E: 0 K: 1 S: 7	H: 2 LOB: 2 BB: 1 P: 11	R: 0 E: 0 K: 1 S: 5	H: 0 LOB: 0 BB: 0 P: 5	R: 2 E: 0 K: 1 S: 9	H: 4 LOB: 3 BB: 1 P: 13	R: 2 E: 0 K: 0 S: 6	H: 3 LOB: 1 BB: 0 P: 6	R: 2 E: 2 K: 0 S: 8	H: 3 LOB: 2 BB: 1 P: 12	R: 0 E: 0 K: 1 S: 5	H: 1 LOB: 0 BB: 0 P: 5	1B: 11 2B: 4 3B: 0 HR: 2	SF: 2 SAC: 1 DP: 2 HBP: 0	WP: 0 PB: 0 SB: 3 CS: 1	PA: 50	
PITCHER	IP WLS BF H R ER SO BB IBB HBP BLK WP HR S P ERA WHIP	IP WLS BF H R ER SO BB IBB HBP BLK WP HR S P ERA WHIP	IP WLS BF H R ER SO BB IBB HBP BLK WP HR S P ERA WHIP	IP WLS BF H R ER SO BB IBB HBP BLK WP HR S P ERA WHIP	IP WLS BF H R ER SO BB IBB HBP BLK WP HR S P ERA WHIP	IP WLS BF H R ER SO BB IBB HBP BLK WP HR S P ERA WHIP	IP WLS BF H R ER SO BB IBB HBP BLK WP HR S P ERA WHIP	IP WLS BF H R ER SO BB IBB HBP BLK WP HR S P ERA WHIP	IP WLS BF H R ER SO BB IBB HBP BLK WP HR S P ERA WHIP	IP WLS BF H R ER SO BB IBB HBP BLK WP HR S P ERA WHIP	IP WLS BF H R ER SO BB IBB HBP BLK WP HR S P ERA WHIP	IP WLS BF H R ER SO BB IBB HBP BLK WP HR S P ERA WHIP	IP WLS BF H R ER SO BB IBB HBP BLK WP HR S P ERA WHIP	IP WLS BF H R ER SO BB IBB HBP BLK WP HR S P ERA WHIP	IP WLS BF H R ER SO BB IBB HBP BLK WP HR S P ERA WHIP	IP WLS BF H R ER SO BB IBB HBP BLK WP HR S P ERA WHIP	IP WLS BF H R ER SO BB IBB HBP BLK WP HR S P ERA WHIP	IP WLS BF H R ER SO BB IBB HBP BLK WP HR S P ERA WHIP	IP WLS BF H R ER SO BB IBB HBP BLK WP HR S P ERA WHIP	IP WLS BF H R ER SO BB IBB HBP BLK WP HR S P ERA WHIP	IP WLS BF H R ER SO BB IBB HBP BLK WP HR S P ERA WHIP

Chicago Cubs @ Philadelphia Phillies
Veterans Stadium, Philadelphia, PA
Fri Jun 01 1984, 7:05 PM EDT
Att: 30,076 - Unknown

AB	40
R	12
H	15
RBI	12
BB	7
SO	6
LOB	29



Batter	1	2	3	4	5	6	7	8	9	AB	R	H	RBI	BB	SO	LOB	BOTTOM				
Juan Samuel, R OBP: 0.362, SLG: 0.483	0-0 5-3		0-3 K		0-3 K			0-0 1B BB 1B		4	1	1	0	0	2	2					
Von Hayes, L OBP: 0.359, SLG: 0.440	0-0 4-3		0-0 BB 1B		0-0 6-3			0-0 BB 1B		4	0	2	1	0	0	0					
Mike Schmidt, R OBP: 0.394, SLG: 0.526 Kiko Garcia, R OBP: 0.333, SLG: 0.333	0-0 5-3		0-0 BB 1B		0-0 F9			0-0 BB 1B		3	0	1	0	1	0	0					
Joe Lefebvre, L OBP: 0.336, SLG: 0.322		0-0 4-3	0-3 K		0-0 1B			0-3 K		4	0	1	0	0	2	6					
Sixto Lezcano, R OBP: 0.379, SLG: 0.582		0-3 K		0-0 HR		0-3 K		4-0 G6-4-3 BB		3	1	1	2	1	2	1					
Len Matuszek, L OBP: 0.350, SLG: 0.478		0-0 5-3		0-0 4-3		0-0 6-3		0-0 G6-4-3		4	0	0	0	0	0	4					
Ozzie Virgil, R OBP: 0.356, SLG: 0.512			0-0 1B BB 2B	0-3 K			0-0 F8		0-3 K	4	1	1	0	0	2	0					
Ivan De Jesus, R OBP: 0.277, SLG: 0.256			0-0 BB 1B	0-0 1-3			0-0 G6-4-3 1B		0-3 K	4	0	2	0	0	1	0					
Marty Bystrom, R OBP: 0.222, SLG: 0.333 Greg Gross, R OBP: 0.271, SLG: 0.419 Tug McGraw, L OBP: 0.300, SLG: 1.000 Glenn Wilson, R OBP: 0.281, SLG: 0.399 Larry Andersen, R OBP: 0.476, SLG: 0.438			0-3 K		0-0 F7		0-0 G6-4-3		0-3 K	1	0	0	0	0	1	2					
Inning Stats	R: 0 E: 0 K: 0 S: 3	H: 0 LOB: 0 BB: 0 P: 3	R: 0 E: 0 K: 1 S: 5	H: 0 LOB: 0 BB: 0 P: 5	R: 1 E: 0 K: 3 S: 12	H: 3 LOB: 3 BB: 1 P: 16	R: 1 E: 0 K: 1 S: 6	H: 1 LOB: 0 BB: 0 P: 6	R: 0 E: 0 K: 1 S: 6	H: 1 LOB: 1 BB: 0 P: 6	R: 0 E: 0 K: 0 S: 3	H: 1 LOB: 0 BB: 0 P: 3	R: 1 E: 0 K: 1 S: 7	H: 3 LOB: 2 BB: 1 P: 11	R: 0 E: 0 K: 3 S: 9	H: 0 LOB: 0 BB: 0 P: 9	1B: 7 2B: 1 3B: 0 HR: 1	SF: 0 SAC: 0 DP: 2 HBP: 0	WP: 0 PB: 0 SB: 0 CS: 0	PA: 36	
PITCHER	IP WLS BF H R ER SO BB IBB HBP BLK WP HR S P ERA WHIP	IP WLS BF H R ER SO BB IBB HBP BLK WP HR S P ERA WHIP	IP WLS BF H R ER SO BB IBB HBP BLK WP HR S P ERA WHIP	IP WLS BF H R ER SO BB IBB HBP BLK WP HR S P ERA WHIP	IP WLS BF H R ER SO BB IBB HBP BLK WP HR S P ERA WHIP	IP WLS BF H R ER SO BB IBB HBP BLK WP HR S P ERA WHIP	IP WLS BF H R ER SO BB IBB HBP BLK WP HR S P ERA WHIP	IP WLS BF H R ER SO BB IBB HBP BLK WP HR S P ERA WHIP	IP WLS BF H R ER SO BB IBB HBP BLK WP HR S P ERA WHIP	IP WLS BF H R ER SO BB IBB HBP BLK WP HR S P ERA WHIP	IP WLS BF H R ER SO BB IBB HBP BLK WP HR S P ERA WHIP	IP WLS BF H R ER SO BB IBB HBP BLK WP HR S P ERA WHIP	IP WLS BF H R ER SO BB IBB HBP BLK WP HR S P ERA WHIP	IP WLS BF H R ER SO BB IBB HBP BLK WP HR S P ERA WHIP	IP WLS BF H R ER SO BB IBB HBP BLK WP HR S P ERA WHIP	IP WLS BF H R ER SO BB IBB HBP BLK WP HR S P ERA WHIP	IP WLS BF H R ER SO BB IBB HBP BLK WP HR S P ERA WHIP	IP WLS BF H R ER SO BB IBB HBP BLK WP HR S P ERA WHIP	IP WLS BF H R ER SO BB IBB HBP BLK WP HR S P ERA WHIP	IP WLS BF H R ER SO BB IBB HBP BLK WP HR S P ERA WHIP	IP WLS BF H R ER SO BB IBB HBP BLK WP HR S P ERA WHIP

Chicago Cubs @ Philadelphia Phillies
Veterans Stadium, Philadelphia, PA
Fri Jun 01 1984, 7:05 PM EDT
Att: 30,076 - Unknown

AB	34
R	3
H	9
RBI	3
BB	2
SO	11
LOB	16



Batter	1	2	3	4	5	6	7	8	9	AB	R	H	RBI	BB	SO	LOB	TOP								
Bob Dernier, R (1, 8) OBP: 0.418, SLG: 0.355	FC5-4 BB	FC5-4		FC5-4			5-3		FC5-4 BB	3	0	0	0	2	0	4	Chicago Cubs @ Philadelphia Phillies Veterans Stadium, Philadelphia, PA Sat Jun 02 1984, 3:33 AM EDT Att: 40,102 - Unknown livebaseballscorecards.com								
23 Ryne Sandberg, R (1, 4) OBP: 0.378, SLG: 0.525	FC5-4 WP FC		6-3		P3				K	5	0	1	0	0	1	2									
Gary Matthews, R (1, 7) OBP: 0.402, SLG: 0.380	K		K		4-3		6-3		5-3	5	0	0	0	0	2	3									
Leon Durham, L (1, 3) OBP: 0.431, SLG: 0.598	FC WP		K				1-3			3	0	0	0	1	1	2									
Keith Moreland, R (1, 9) OBP: 0.333, SLG: 0.356	6-3			F7	F8				HR	4	1	1	1	0	0	3									
Jody Davis, R (1, 2) OBP: 0.382, SLG: 0.485		5-3		1B BB		F9			3-1	3	1	0	0	1	0	0									
Richie Hebner, L (1, 5) OBP: 0.571, SLG: 0.714		FC6-4 1B BB		1B		K			L5	3	0	1	0	1	1	0									
Dave Owen, S (1, 6) OBP: 0.333, SLG: 0.231		FC6-4 1B		K					F8	4	0	2	0	0	1	2									
Dennis Eckersley, R (1, 1) OBP: 0.333, SLG: 0.200		FC6-4				K			F9	3	0	1	1	0	1	3									
Lee Smith, R (8, 1) Gary Woods, R (9, PH) OBP: 0.389, SLG: 0.469	FC6-4 FC5-4			FC5-4 1B						0	0	0	0	0	0	0									
Inning Stats	R: 0 E: 0 K: 1 S: 6	H: 0 LOB: 2 BB: 1 P: 10	R: 0 E: 0 K: 0 S: 4	H: 1 LOB: 2 BB: 1 P: 8	R: 0 E: 0 K: 2 S: 7	H: 0 LOB: 0 BB: 0 P: 7	R: 1 E: 0 K: 1 S: 7	H: 2 LOB: 2 BB: 1 P: 11	R: 0 E: 0 K: 0 S: 3	H: 0 LOB: 1 BB: 1 P: 7	R: 0 E: 0 K: 2 S: 8	H: 1 LOB: 1 BB: 0 P: 8	R: 0 E: 0 K: 0 S: 4	H: 1 LOB: 1 BB: 0 P: 4	R: 1 E: 0 K: 0 S: 4	H: 1 LOB: 0 BB: 1 P: 4	R: 0 E: 0 K: 1 S: 5	H: 0 LOB: 1 BB: 1 P: 9	1B: 4 2B: 0 3B: 1 HR: 1	SF: 0 SAC: 0 DP: 0 HBP: 0	WP: 1 PB: 0 SB: 2 CS: 0	PA: 39			
PITCHER	IP	WLS	BF	H	R	ER	SO	BB	IBB	HBP	BLK	WP	HR	S	P	ERA	WHIP								
Jerry Koosman, L (1, 1) ERA: 3.23	7.0		31	5	1	1	6	4	0	0	0	1	0	39	55	1.29	1.286								
Al Holland, L (8, 1) ERA: 1.77	2.0	W	8	1	1	1	1	1	0	0	0	0	1	9	13	4.50	1.000								

Batter	1	2	3	4	5	6	7	8	9	AB	R	H	RBI	BB	SO	LOB	BOTTOM								
Juan Samuel, R (1, 4) OBP: 0.360, SLG: 0.478	L6		K				5-3			4	1	1	0	0	1	0	Chicago Cubs @ Philadelphia Phillies Veterans Stadium, Philadelphia, PA Sat Jun 02 1984, 3:33 AM EDT Att: 40,102 - Unknown livebaseballscorecards.com								
Von Hayes, L (1, 8) OBP: 0.369, SLG: 0.445	G3 1B		S BB		4-3				HR 1B	3	1	2	0	1	0	1									
Mike Schmidt, R (1, 5) OBP: 0.396, SLG: 0.549	G3		F3						HR	4	1	2	3	0	0	2									
Sixto Lezcano, R (1, 9) OBP: 0.364, SLG: 0.554	1-3		F7		F8				K	4	0	0	0	0	1	3									
Len Matuszek, L (1, 3) OBP: 0.341, SLG: 0.465		F7		4-3		F8		F7		4	0	0	0	0	0	0									
Joe Lefebvre, L (1, 7) OBP: 0.340, SLG: 0.317		BLK HBP		4-3		F8		1B BB		2	0	0	0	1	0	0									
Ozzie Virgil, R (1, 2) OBP: 0.360, SLG: 0.512		K		PB 1B		K			1B	4	0	2	0	0	2	1									
Ivan De Jesus, R (1, 6) OBP: 0.276, SLG: 0.251				6-3				F7	1-3	3	0	0	0	1	0	3									
Jerry Koosman, R (1, 1) ERA: 4.57					F7					2	0	0	0	0	0	2									
Greg Gross, L (7, PH) Al Holland, R (8, 1) OBP: 0.462, SLG: 0.409	4-3				F7			F8		1	0	0	0	0	0	0									
Inning Stats	R: 0 E: 0 K: 0 S: 4	H: 1 LOB: 1 BB: 0 P: 4	R: 0 E: 0 K: 1 S: 5	H: 0 LOB: 2 BB: 1 P: 10	R: 0 E: 0 K: 1 S: 5	H: 0 LOB: 1 BB: 1 P: 9	R: 0 E: 0 K: 0 S: 4	H: 1 LOB: 1 BB: 0 P: 4	R: 1 E: 0 K: 0 S: 5	H: 2 LOB: 1 BB: 0 P: 5	R: 0 E: 0 K: 1 S: 5	H: 0 LOB: 0 BB: 0 P: 5	R: 0 E: 0 K: 0 S: 3	H: 0 LOB: 0 BB: 0 P: 3	R: 2 E: 0 K: 1 S: 8	H: 3 LOB: 2 BB: 1 P: 12	1B: 5 2B: 1 3B: 0 HR: 1	SF: 0 SAC: 0 DP: 0 HBP: 1	WP: 0 PB: 1 SB: 2 CS: 0	PA: 35					
PITCHER	IP	WLS	BF	H	R	ER	SO	BB	IBB	HBP	BLK	WP	HR	S	P	ERA	WHIP								
Dennis Eckersley, R (1, 1) ERA: 4.57	7.0		28	4	1	1	3	2	0	1	1	0	0	31	40	1.29	0.857								
Lee Smith, R (8, 1) ERA: 4.6	1.0	L	7	3	2	2	1	1	0	0	0	0	1	8	12	18.00	4.000								

Batter	1	2	3	4	5	6	7	8	9	AB	R	H	RBI	BB	SO	LOB	TOP								
Bob Dernier, R OBP: 0.415, SLG: 0.349 (1, 8)	F8			4-3					G3	5	1	1	1	1	0	5	Chicago Cubs @ Philadelphia Phillies Veterans Stadium, Philadelphia, PA Sun Jun 03 1984, 3:33 AM EDT Att: 30,278 - Unknown								
23 Ryne Sandberg, R OBP: 0.374, SLG: 0.522 (1, 4)	L4			K				K		5	1	1	0	0	2	2									
Gary Matthews, R OBP: 0.407, SLG: 0.385 Henry Cotto, R OBP: 0.340, SLG: 0.279 (1, 7) (9, 7)	K			1B				F8		3	3	1	0	1	1	0									
Leon Durham, L OBP: 0.435, SLG: 0.598 (1, 3)				1B				1B		0	0	0	0	0	0	0									
Mel Hall, L OBP: 0.308, SLG: 0.447 (1, 9)				1B				1B		5	1	3	2	0	2	2									
Richie Hebner, L OBP: 0.553, SLG: 0.658 (1, 5)				1B				1B		4	2	2	1	1	1	1									
Jody Davis, R OBP: 0.363, SLG: 0.488 (1, 2)				1B				1B		3	2	0	0	2	0	0									
Dave Owen, S OBP: 0.350, SLG: 0.250 (1, 6)				1B				1B		5	1	2	3	0	0	2									
Steve Trout, L OBP: 0.222, SLG: 0.192 Warren Brusstar, R OBP: 0.400, SLG: 0.250 (1, 1) (6, 1)				K				K		3	0	1	1	1	1	1									
Inning Stats	R: 0 E: 0 K: 1 S: 5	H: 0 LOB: 0 BB: 0 P: 5	R: 0 E: 0 K: 1 S: 5	H: 0 LOB: 0 BB: 0 P: 5	R: 0 E: 0 K: 1 S: 5	H: 0 LOB: 0 BB: 0 P: 5	R: 1 E: 0 K: 1 S: 7	H: 3 LOB: 2 BB: 0 P: 7	R: 2 E: 1 K: 2 S: 10	H: 2 LOB: 1 BB: 0 P: 10	R: 0 E: 0 K: 1 S: 5	H: 1 LOB: 0 BB: 0 P: 5	R: 0 E: 0 K: 0 S: 4	H: 1 LOB: 1 BB: 0 P: 4	R: 4 E: 0 K: 1 S: 6	H: 1 LOB: 3 BB: 6 P: 30	R: 4 E: 0 K: 1 S: 9	H: 4 LOB: 2 BB: 1 P: 14	1B: 8 2B: 4 3B: 0 HR: 0	SF: 1 SAC: 0 DP: 0 HBP: 1	WP: 1 PB: 1 SB: 3 CS: 1	PA: 46			
PITCHER	IP	WLS	BF	H	R	ER	SO	BB	IBB	HBP	BLK	WP	HR	S	P	ERA	WHIP								
Kevin Gross, R ERA: 1.99 (1, 1)	7.0	L	27	7	3	1	7	0	0	0	1	0	0	41	41	1.29	1.000								
Bill Campbell, R ERA: 3.9 (8, 1)	0.2		9	1	4	4	1	4	2	0	0	1	0	5	29	54.00	7.500								
Larry Andersen, R ERA: 2.6 (8, 1)	0.1		1	0	0	0	0	0	0	0	0	0	0	1	1	0.00	0.000								
Dave Wehrmeister, R ERA: 36.0 (9, 1)	1.0		9	4	4	4	1	0	1	1	0	0	0	9	14	36.00	4.000								

Batter	1	2	3	4	5	6	7	8	9	AB	R	H	RBI	BB	SO	LOB	BOTTOM								
Juan Samuel, R OBP: 0.397, SLG: 0.472 (1, 4)	5-3			F3					6-3	5	0	1	0	0	1	4	Chicago Cubs @ Philadelphia Phillies Veterans Stadium, Philadelphia, PA Sun Jun 03 1984, 3:33 AM EDT Att: 30,278 - Unknown								
Garry Maddox, R OBP: 0.342, SLG: 0.328 Von Hayes, L OBP: 0.367, SLG: 0.442 (1, 8) (7, PH) (8, 8)				E6				F7		3	0	1	0	0	0	1									
Mike Schmidt, R OBP: 0.398, SLG: 0.547 (1, 5)				1B				4-3		1	0	0	0	0	0	1									
Sixto Lezcano, R OBP: 0.359, SLG: 0.540 (1, 9)				6-3				6-3		4	0	2	0	0	0	3									
Glenn Wilson, R OBP: 0.287, SLG: 0.396 (1, 7)				6-3				1B		4	0	1	0	0	0	2									
John Wockenfuss, R OBP: 0.386, SLG: 0.395 Len Matuszek, L OBP: 0.343, SLG: 0.465 (1, 3) (6, PH) (7, 3)				4-3				F9		3	1	1	0	1	1	1									
Ozzie Virgil, R OBP: 0.357, SLG: 0.504 (1, 2)				4-3				1B		2	1	1	2	0	1	1									
Ivan De Jesus, R OBP: 0.281, SLG: 0.257 (1, 6)				HR				1B		2	0	1	0	0	0	2									
Inning Stats	R: 0 E: 0 K: 0 S: 3	H: 1 LOB: 0 BB: 0 P: 3	R: 0 E: 0 K: 1 S: 6	H: 1 LOB: 1 BB: 0 P: 6	R: 0 E: 1 K: 2 S: 9	H: 1 LOB: 2 BB: 0 P: 9	R: 2 E: 0 K: 1 S: 9	H: 4 LOB: 2 BB: 0 P: 9	R: 0 E: 0 K: 1 S: 5	H: 1 LOB: 0 BB: 0 P: 5	R: 0 E: 0 K: 2 S: 7	H: 0 LOB: 1 BB: 1 P: 11	R: 0 E: 0 K: 0 S: 3	H: 1 LOB: 1 BB: 1 P: 7	R: 0 E: 0 K: 0 S: 4	H: 1 LOB: 1 BB: 0 P: 4	1B: 9 2B: 1 3B: 0 HR: 1	SF: 0 SAC: 0 DP: 4 HBP: 0	WP: 0 PB: 0 SB: 0 CS: 0	PA: 37					
PITCHER	IP	WLS	BF	H	R	ER	SO	BB	IBB	HBP	BLK	WP	HR	S	P	ERA	WHIP								
Steve Trout, L ERA: 2.38 (1, 1)	5.0	W	22	8	2	2	4	0	0	0	0	0	0	19	27	0.00	1.600								
Warren Brusstar, R ERA: 3.32 (6, 1)	4.0	S	15	3	0	0	3	2	0	0	0	0	0	19	27	0.00	1.250								



Batter	1	2	3	4	5	6	7	8	9	AB	R	H	RBI	BB	SO	LOB	TOP										
Juan Samuel, R (1,4) OBP: 0.350, SLG: 0.464	K	FC6-4			6-3		K		K	5	0	0	0	0	3	1											
Greg Gross, L (1,7) OBP: 0.474, SLG: 0.426 Garry Maddox, R (7,PH) OBP: 0.338, SLG: 0.324	1B	1B	F8		1B		K		K	3	1	2	0	0	0	0											
Von Hayes, L (1,8) OBP: 0.377, SLG: 0.463	1B	1B	6-3		F8		6-3			4	0	1	0	0	0	1											
Mike Schmidt, R (1,5) OBP: 0.396, SLG: 0.530	FC6-5-4		F9			1B			CS	2	1	0	1	2	0	1											
Joe Lefebvre, L (1,9) OBP: 0.340, SLG: 0.315	1B		5-3			K			1B	4	0	1	0	0	1	2											
Len Matuszek, L (1,3) OBP: 0.343, SLG: 0.454	K					1B			1B	3	1	2	0	1	1	2											
Ozzie Virgil, R (1,2) Tim Corcoran, L (6,PH) John Wockenfuss, R (6,2) OBP: 0.498, SLG: 0.421 OBP: 0.339, SLG: 0.388		K			K		SH1		F2	2	0	0	0	0	2	1											
Ivan De Jesus, R (1,6) Glenn Wilson, R (9,PH) OBP: 0.280, SLG: 0.257 OBP: 0.295, SLG: 0.400			4-3			SH1			G6-4-3	2	0	1	1	0	0	1											
Charles Hudson, S (1,1) Bill Campbell, R (6,1) Sixto Lezcano, R (9,PH) OBP: 0.167, SLG: 0.250 OBP: 0.339, SLG: 0.505		K			1-3		K		G6-4-3	3	0	0	0	0	2	2											
Inning Stats	R: 1 E: 0 K: 2 S: 10	H: 3 LOB: 2 BB: 0 P: 10	R: 0 E: 0 K: 2 S: 8	H: 1 LOB: 1 BB: 0 P: 8	R: 0 E: 0 K: 0 S: 3	H: 0 LOB: 0 BB: 0 P: 3	R: 0 E: 0 K: 1 S: 5	H: 0 LOB: 1 BB: 1 P: 9	R: 0 E: 0 K: 0 S: 4	H: 1 LOB: 1 BB: 0 P: 4	R: 2 E: 0 K: 2 S: 9	H: 2 LOB: 1 BB: 1 P: 13	R: 0 E: 0 K: 0 S: 7	H: 0 LOB: 0 BB: 0 P: 7	R: 0 E: 0 K: 0 S: 3	H: 1 LOB: 1 BB: 1 P: 7	R: 0 E: 0 K: 1 S: 4	H: 0 LOB: 0 BB: 1 P: 8	1B: 7 2B: 1 3B: 0 HR: 0	SF: 0 SAC: 1 DP: 1 HBP: 0	WP: 0 PB: 0 SB: 1 CS: 1	PA: 37					
PITCHER	IP	WLS	BF	H	R	ER	SO	BB	IBB	HBP	BLK	WP	HR	S	P	ERA	WHIP										
Joaquin Andujar, R (1,1) ERA: 3.07	6.0	W	27	7	3	3	7	2	0	0	0	0	0	39	47	4.50	1.500										
Ricky Horton, L (7,1) ERA: 1.98	1.2		6	1	0	0	2	1	0	0	0	0	0	9	13	0.00	1.200										
Jeff Lahti, R (8,1) ERA: 3.81	0.1		2	0	0	0	1	0	0	0	0	0	0	1	5	0.00	3.000										
Bruce Sutter, R (9,1) ERA: 1.16	1.0	S	2	0	0	0	1	0	0	0	0	0	0	4	4	0.00	0.000										

Philadelphia Phillies @ St. Louis Cardinals
 Busch Stadium, St. Louis, MO
 Tue Jun 05 1984, 7:05 PM CDT
 Att: 23,921 - Unknown

AB 32
 R 3
 H 8
 RBI 3
 BB 4
 SO 10
 LOB 13



Batter	1	2	3	4	5	6	7	8	9	AB	R	H	RBI	BB	SO	LOB	BOTTOM										
Lonnie Smith, R (1,7) OBP: 0.385, SLG: 0.407 Tito Landrum, R (8,7) OBP: 0.380, SLG: 0.400	K		F8		1-3					3	1	0	0	1	1	0											
Tom Herr, S (1,4) OBP: 0.346, SLG: 0.351			4-3			1B			E	4	1	3	1	0	0	0											
Andy Van Slyke, L (1,3) OBP: 0.407, SLG: 0.405	F2				F9	1B			4-3	4	1	1	0	0	0	2											
George Hendrick, R (1,9) OBP: 0.328, SLG: 0.417	6-3				1B	FC6-4			4-3	4	2	2	1	0	0	2											
Darrell Porter, L (1,2) OBP: 0.395, SLG: 0.462					1B	1B			F8	2	0	1	0	2	0	0											
Ken Oberkfell, L (1,5) OBP: 0.373, SLG: 0.367			F9			FC6-4			F9	4	0	1	2	0	0	3											
Willie McGee, S (1,8) OBP: 0.290, SLG: 0.308			F7		G1-6-3				6-3	4	0	0	0	0	0	4											
Ozzie Smith, S (1,6) OBP: 0.321, SLG: 0.317			4-3						K	3	0	0	0	0	1	2											
Joaquin Andujar, S (1,1) OBP: 0.158, SLG: 0.278 Ricky Horton, L (7,1) OBP: 0.250, SLG: 0.250 Jeff Lahti, R (8,1) OBP: 0.500, SLG: 0.500 Bruce Sutter, R (9,1)					K				K	2	0	0	0	0	0	0											
Inning Stats	R: 0 E: 0 K: 1 S: 6	H: 1 LOB: 1 BB: 0 P: 6	R: 0 E: 0 K: 0 S: 4	H: 1 LOB: 0 BB: 0 P: 4	R: 0 E: 0 K: 1 S: 5	H: 0 LOB: 0 BB: 0 P: 5	R: 1 E: 0 K: 0 S: 4	H: 2 LOB: 1 BB: 1 P: 8	R: 0 E: 0 K: 2 S: 7	H: 0 LOB: 0 BB: 0 P: 7	R: 3 E: 1 K: 0 S: 6	H: 3 LOB: 1 BB: 1 P: 10	R: 1 E: 0 K: 0 S: 4	H: 1 LOB: 1 BB: 1 P: 8	R: 0 E: 0 K: 0 S: 3	H: 0 LOB: 0 BB: 0 P: 3	1B: 6 2B: 2 3B: 0 HR: 0	SF: 0 SAC: 0 DP: 1 HBP: 0	WP: 0 PB: 0 SB: 2 CS: 0	PA: 34							
PITCHER	IP	WLS	BF	H	R	ER	SO	BB	IBB	HBP	BLK	WP	HR	S	P	ERA	WHIP										
Charles Hudson, R (1,1) ERA: 4.88	5.0	L	22	7	4	3	4	1	0	0	0	0	0	29	33	5.40	1.600										
Bill Campbell, R (6,1) ERA: 3.82	3.0		12	1	1	1	0	2	0	0	0	0	0	10	18	3.00	1.000										

Philadelphia Phillies @ St. Louis Cardinals
 Busch Stadium, St. Louis, MO
 Tue Jun 05 1984, 7:05 PM CDT
 Att: 23,921 - Unknown

AB 31
 R 5
 H 8
 RBI 4
 BB 3
 SO 4
 LOB 13




Batter	1	2	3	4	5	6	7	8	9	AB	R	H	RBI	BB	SO	LOB	TOP										
Juan Samuel, R (1,4) OBP: 0.352, SLG: 0.465	G3		1B		1B		K			4	0	2	1	0	1	0	Philadelphia Phillies @ St. Louis Cardinals Busch Stadium, St. Louis, MO Wed Jun 06 1984, 7:05 PM CDT Att: 24,025 - Unknown										
Greg Gross, L (1,7) OBP: 0.475, SLG: 0.429	1-3		1B		1B					2	0	1	0	0	0	0											
Sixto Lezcano, R (5, PH) OBP: 0.342, SLG: 0.505			1B							2	0	1	0	0	1	2											
Bill Campbell, R (7,1)			1B				1B			0	0	0	0	0	0	0											
Von Hayes, L (1,8) OBP: 0.374, SLG: 0.457	F8			K			K			4	0	1	1	0	2	1											
Joe Lefebvre, L (1,5) OBP: 0.338, SLG: 0.308		6-3			K				4-3	3	0	0	0	1	1	2											
Glenn Wilson, R (1,9) OBP: 0.294, SLG: 0.396	K								K	4	0	1	0	0	2	1											
Len Matuszek, L (1,3) OBP: 0.341, SLG: 0.445	F5								K	3	1	0	0	0	2	1											
Ozzie Virgil, R (1,2) OBP: 0.342, SLG: 0.481			6-3		F7		F6		F8	4	0	0	0	0	0	2											
Ivan De Jesus, R (1,6) OBP: 0.285, SLG: 0.263			1B		2B		F6		5-3	4	1	2	0	0	0	1											
Marty Bystrom, R (1,1) OBP: 0.200, SLG: 0.300			K						6-3	1	0	0	0	0	1	1											
Tim Corcoran, L (5, PH) OBP: 0.480, SLG: 0.500					1B					1	1	1	1	0	0	0											
Larry Andersen, R (5,1)					1B					0	0	0	0	0	0	0											
Garry Maddox, R (7, PH) OBP: 0.329, SLG: 0.314					2B					2	0	0	0	0	0	0											
Inning Stats	R: 0 E: 0 K: 0 S: 3	H: 0 LOB: 0 BB: 0 P: 3	R: 0 E: 0 K: 1 S: 5	H: 0 LOB: 0 BB: 0 P: 5	R: 0 E: 0 K: 1 S: 7	H: 3 LOB: 3 BB: 0 P: 7	R: 0 E: 0 K: 1 S: 4	H: 0 LOB: 0 BB: 1 P: 8	R: 3 E: 0 K: 2 S: 11	H: 4 LOB: 2 BB: 0 P: 12	R: 0 E: 0 K: 1 S: 6	H: 1 LOB: 1 BB: 0 P: 6	R: 0 E: 0 K: 2 S: 8	H: 1 LOB: 1 BB: 0 P: 8	R: 0 E: 0 K: 2 S: 7	H: 0 LOB: 0 BB: 0 P: 7	R: 0 E: 0 K: 0 S: 3	H: 0 LOB: 0 BB: 0 P: 3	1B: 8 2B: 1 3B: 0 HR: 0	SF: 0 SAC: 0 DP: 1 HBP: 1	WP: 0 PB: 0 SB: 1 CS: 0	PA: 36					
PITCHER	IP	WLS	BF	H	R	ER	SO	BB	IBB	HBP	BLK	WP	HR	S	P	ERA	WHIP										
Danny Cox, R (1,1) ERA: 4.44	4.1		19	6	3	3	3	1	0	1	0	0	0	23	28	6.23	1.615										
Dave Rucker, L (5,1) ERA: 1.44	1.2		7	2	0	0	3	0	0	0	0	0	0	13	13	0.00	1.200										
Neil Allen, R (7,1) ERA: 3.64	3.0	W	10	1	0	0	4	0	0	0	0	0	0	18	18	0.00	0.333										

Batter	1	2	3	4	5	6	7	8	9	AB	R	H	RBI	BB	SO	LOB	BOTTOM										
Lonnie Smith, R (1,7) OBP: 0.387, SLG: 0.406	4-3						F4			3	2	1	0	1	0	0	Philadelphia Phillies @ St. Louis Cardinals Busch Stadium, St. Louis, MO Wed Jun 06 1984, 7:05 PM CDT Att: 24,025 - Unknown										
Tito Landrum, R (8,7) OBP: 0.380, SLG: 0.400			4-3							0	0	0	0	0	0	0											
Tom Herr, S (1,4) OBP: 0.345, SLG: 0.349	F7		4-3		1B		F8			4	0	1	0	0	0	2											
Andy Van Slyke, L (1,8) OBP: 0.403, SLG: 0.400	F7		E6		F9		E2			4	0	1	2	0	0	1											
George Hendrick, R (1,9) OBP: 0.332, SLG: 0.415		4-3	6-3				K			3	1	1	0	1	1	2											
Darrell Porter, L (1,2) OBP: 0.392, SLG: 0.456		SF9	G3				F8			4	1	1	0	0	0	4											
Ken Oberkfell, L (1,5) OBP: 0.377, SLG: 0.374	4-3						F9			3	0	1	0	1	0	2											
Gary Rajsich, L (1,3)	SF9									2	0	0	1	1	1	1											
Ozzie Smith, S (1,6) OBP: 0.324, SLG: 0.321										4	0	2	1	0	0	2											
Danny Cox, R (1,1) OBP: 0.240, SLG: 0.174										2	0	0	0	0	1	3											
Dave Rucker, L (5,1)										0	0	0	0	0	0	0											
Steve Braun, L (6, PH) OBP: 0.419, SLG: 0.314										1	0	0	0	0	0	2											
Neil Allen, R (7,1) OBP: 0.200, SLG: 0.400										0	0	0	0	0	0	0											
Inning Stats	R: 0 E: 0 K: 0 S: 3	H: 2 LOB: 1 BB: 1 P: 9	R: 1 E: 1 K: 0 S: 5	H: 1 LOB: 1 BB: 0 P: 5	R: 0 E: 0 K: 1 S: 4	H: 0 LOB: 1 BB: 2 P: 12	R: 0 E: 0 K: 1 S: 5	H: 2 LOB: 2 BB: 0 P: 5	R: 0 E: 0 K: 1 S: 6	H: 2 LOB: 1 BB: 0 P: 6	R: 1 E: 1 K: 1 S: 6	H: 1 LOB: 1 BB: 1 P: 10	R: 0 E: 0 K: 0 S: 3	H: 0 LOB: 0 BB: 0 P: 3	1B: 7 2B: 1 3B: 0 HR: 0	SF: 1 SAC: 0 DP: 0 HBP: 0	WP: 0 PB: 0 SB: 2 CS: 2	PA: 35									
PITCHER	IP	WLS	BF	H	R	ER	SO	BB	IBB	HBP	BLK	WP	HR	S	P	ERA	WHIP										
Marty Bystrom, R (1,1) ERA: 4.25	4.0		18	3	3	3	1	3	0	0	0	0	0	17	29	6.75	1.500										
Larry Andersen, R (5,1) ERA: 2.11	2.0		9	4	0	0	1	0	0	0	0	0	0	11	11	0.00	2.000										
Bill Campbell, R (7,1) ERA: 3.86	2.0	L	8	1	1	1	1	1	0	0	0	0	0	9	13	4.50	1.000										

Batter	1	2	3	4	5	6	7	8	9	AB	R	H	RBI	BB	SO	LOB	TOP				
Marvell Wynne, L OBP: 0.323, SLG: 0.347 (1, 8)										3	1	0	0	2	1	1	Pittsburgh Pirates @ Philadelphia Phillies Veterans Stadium, Philadelphia, PA Fri Jun 08 1984, 7:05 PM EDT Unknown				
Lee Lacy, R OBP: 0.336, SLG: 0.425 (1, 9)										5	1	3	0	0	0	1					
Bill Madlock, R OBP: 0.297, SLG: 0.286 (1, 5)										5	0	2	1	0	0	5					
Jim Morrison, R OBP: 0.167, SLG: 0.263 Johnny Ray, S OBP: 0.355, SLG: 0.370 (8, PH) (8, 4)										2	0	0	1	0	1	2					
Tony Peña, R OBP: 0.320, SLG: 0.446 (1, 2)										4	1	2	0	0	1	1					
Brian Harper, R OBP: 0.232, SLG: 0.111 (1, 7)										4	0	0	0	0	1	3					
Eddie Vargas, R Benny Distefano, L OBP: 0.321, SLG: 0.458 (8, PH) (8, 3)										3	0	0	0	0	2	2					
Dale Berra, R OBP: 0.227, SLG: 0.277 (1, 6)										4	0	2	0	0	0	0					
John Candelaria, L OBP: 0.308, SLG: 0.333 Lee Tunnell, R OBP: 0.337, SLG: 0.284 Cecilio Guante, R OBP: 0.347, SLG: 0.354 Jason Thompson, L OBP: 0.347, SLG: 0.354 Rafael Belliard, R OBP: 0.162, SLG: 0.182 (1, 1) (4, 1) (7, PH) (7, 1) (9, PH) (9, PH)										2	0	0	0	0	2	1					
Inning Stats	R: 2 E: 0 K: 1 S: 8	H: 3 LOB: 2 BB: 1 P: 12	R: 0 E: 0 K: 1 S: 5	H: 0 LOB: 0 BB: 0 P: 5	R: 0 E: 0 K: 2 S: 8	H: 1 LOB: 1 BB: 0 P: 8	R: 0 E: 0 K: 2 S: 8	H: 1 LOB: 1 BB: 0 P: 8	R: 0 E: 0 K: 0 S: 3	H: 0 LOB: 0 BB: 0 P: 3	R: 0 E: 0 K: 1 S: 6	H: 2 LOB: 2 BB: 1 P: 10	R: 2 E: 0 K: 1 S: 7	H: 2 LOB: 0 BB: 0 P: 7	R: 0 E: 1 K: 1 S: 8	H: 1 LOB: 2 BB: 0 P: 8		1B: 7 2B: 3 3B: 0 HR: 1	SF: 1 SAC: 0 DP: 0 HBP: 0	WP: 0 PB: 0 SB: 0 CS: 0	PA: 40
PITCHER	IP WLS BF H R ER SO BB IBB HBP BLK WP HR S P ERA WHIP	IP WLS BF H R ER SO BB IBB HBP BLK WP HR S P ERA WHIP	IP WLS BF H R ER SO BB IBB HBP BLK WP HR S P ERA WHIP	IP WLS BF H R ER SO BB IBB HBP BLK WP HR S P ERA WHIP	IP WLS BF H R ER SO BB IBB HBP BLK WP HR S P ERA WHIP	IP WLS BF H R ER SO BB IBB HBP BLK WP HR S P ERA WHIP	IP WLS BF H R ER SO BB IBB HBP BLK WP HR S P ERA WHIP	IP WLS BF H R ER SO BB IBB HBP BLK WP HR S P ERA WHIP	IP WLS BF H R ER SO BB IBB HBP BLK WP HR S P ERA WHIP	IP WLS BF H R ER SO BB IBB HBP BLK WP HR S P ERA WHIP	IP WLS BF H R ER SO BB IBB HBP BLK WP HR S P ERA WHIP	IP WLS BF H R ER SO BB IBB HBP BLK WP HR S P ERA WHIP	IP WLS BF H R ER SO BB IBB HBP BLK WP HR S P ERA WHIP	IP WLS BF H R ER SO BB IBB HBP BLK WP HR S P ERA WHIP	IP WLS BF H R ER SO BB IBB HBP BLK WP HR S P ERA WHIP	IP WLS BF H R ER SO BB IBB HBP BLK WP HR S P ERA WHIP	IP WLS BF H R ER SO BB IBB HBP BLK WP HR S P ERA WHIP	IP WLS BF H R ER SO BB IBB HBP BLK WP HR S P ERA WHIP	IP WLS BF H R ER SO BB IBB HBP BLK WP HR S P ERA WHIP	IP WLS BF H R ER SO BB IBB HBP BLK WP HR S P ERA WHIP	IP WLS BF H R ER SO BB IBB HBP BLK WP HR S P ERA WHIP

AB 37
R 4
H 11
RBI 4
BB 2
SO 9
LOB 19



Batter	1	2	3	4	5	6	7	8	9	AB	R	H	RBI	BB	SO	LOB	BOTTOM				
Juan Samuel, R OBP: 0.359, SLG: 0.470 (1, 4)										4	1	3	0	0	0	0	Pittsburgh Pirates @ Philadelphia Phillies Veterans Stadium, Philadelphia, PA Fri Jun 08 1984, 7:05 PM EDT Unknown				
Gary Maddox, R OBP: 0.325, SLG: 0.351 (1, 8)										4	1	1	2	0	0	3					
Glenn Wilson, R OBP: 0.293, SLG: 0.411 (1, 7)										4	1	1	1	0	2	0					
Sixto Lezcano, R OBP: 0.351, SLG: 0.541 Von Hayes, L OBP: 0.372, SLG: 0.454 (8, PH) (9, 9)										3	1	2	1	0	1	0					
John Wockenfuss, R OBP: 0.339, SLG: 0.373 Tim Corcoran, L OBP: 0.500, SLG: 0.524 Al Holland, R (9, 1)										2	0	0	0	1	0	1					
Ozzie Virgil, R OBP: 0.333, SLG: 0.468 (1, 2)										4	0	0	0	0	1	2					
Kiko Garcia, R (1, 5)										3	0	0	0	0	0	0					
Ivan De Jesus, R OBP: 0.286, SLG: 0.269 (1, 6)										3	1	1	0	0	0	0					
Jerry Koosman, R OBP: 0.083, SLG: 0.043 Larry Andersen, R (7, 1)										3	0	0	0	0	1	0					
Len Matuszek, L OBP: 0.341, SLG: 0.445 Greg Gross, L OBP: 0.475, SLG: 0.429 (9, 3) (9, 3)										0	0	0	0	0	0	0					
Inning Stats	R: 0 E: 0 K: 1 S: 5	H: 1 LOB: 0 BB: 0 P: 5	R: 1 E: 0 K: 0 S: 4	H: 1 LOB: 0 BB: 0 P: 4	R: 3 E: 0 K: 0 S: 7	H: 4 LOB: 1 BB: 0 P: 7	R: 1 E: 1 K: 0 S: 6	H: 2 LOB: 2 BB: 0 P: 6	R: 0 E: 0 K: 2 S: 7	H: 0 LOB: 1 BB: 1 P: 11	R: 0 E: 0 K: 1 S: 5	H: 0 LOB: 0 BB: 0 P: 5	R: 0 E: 0 K: 1 S: 5	H: 1 LOB: 1 BB: 0 P: 5	R: 0 E: 0 K: 1 S: 5	H: 0 LOB: 0 BB: 0 P: 5	1B: 5 2B: 2 3B: 0 HR: 3	SF: 0 SAC: 0 DP: 2 HBP: 0	WP: 0 PB: 0 SB: 0 CS: 0	PA: 33	
PITCHER	IP WLS BF H R ER SO BB IBB HBP BLK WP HR S P ERA WHIP	IP WLS BF H R ER SO BB IBB HBP BLK WP HR S P ERA WHIP	IP WLS BF H R ER SO BB IBB HBP BLK WP HR S P ERA WHIP	IP WLS BF H R ER SO BB IBB HBP BLK WP HR S P ERA WHIP	IP WLS BF H R ER SO BB IBB HBP BLK WP HR S P ERA WHIP	IP WLS BF H R ER SO BB IBB HBP BLK WP HR S P ERA WHIP	IP WLS BF H R ER SO BB IBB HBP BLK WP HR S P ERA WHIP	IP WLS BF H R ER SO BB IBB HBP BLK WP HR S P ERA WHIP	IP WLS BF H R ER SO BB IBB HBP BLK WP HR S P ERA WHIP	IP WLS BF H R ER SO BB IBB HBP BLK WP HR S P ERA WHIP	IP WLS BF H R ER SO BB IBB HBP BLK WP HR S P ERA WHIP	IP WLS BF H R ER SO BB IBB HBP BLK WP HR S P ERA WHIP	IP WLS BF H R ER SO BB IBB HBP BLK WP HR S P ERA WHIP	IP WLS BF H R ER SO BB IBB HBP BLK WP HR S P ERA WHIP	IP WLS BF H R ER SO BB IBB HBP BLK WP HR S P ERA WHIP	IP WLS BF H R ER SO BB IBB HBP BLK WP HR S P ERA WHIP	IP WLS BF H R ER SO BB IBB HBP BLK WP HR S P ERA WHIP	IP WLS BF H R ER SO BB IBB HBP BLK WP HR S P ERA WHIP	IP WLS BF H R ER SO BB IBB HBP BLK WP HR S P ERA WHIP	IP WLS BF H R ER SO BB IBB HBP BLK WP HR S P ERA WHIP	IP WLS BF H R ER SO BB IBB HBP BLK WP HR S P ERA WHIP

AB 32
R 5
H 9
RBI 4
BB 1
SO 5
LOB 6



Batter	1	2	3	4	5	6	7	8	9	AB	R	H	RBI	BB	SO	LOB	TOP			
Marvell Wynne, L (1.8) OBP: 0.326, SLG: 0.350										4	0	2	0	0	0	1	Pittsburgh Pirates @ Philadelphia Phillies Veterans Stadium, Philadelphia, PA Fri Jun 08 1984, 7:05 PM EDT Att: 31,133 - Unknown			
Lee Mazzilli, S (1.7) OBP: 0.322, SLG: 0.268										4	0	0	0	0	1	4				
Bill Madlock, R (1.5) OBP: 0.300, SLG: 0.287										3	1	1	0	1	0	0				
Jason Thompson, L (1.3) OBP: 0.340, SLG: 0.345										4	0	0	0	0	0	2				
Johnny Ray, S (1.4) OBP: 0.358, SLG: 0.373										4	0	2	0	0	0	1				
Benny DiStefano, L (1.9) OBP: 0.290, SLG: 0.407										3	0	0	0	0	0	2				
Lee Lacy, R (9, PH) OBP: 0.333, SLG: 0.421										1	0	0	0	0	0	2				
Milt May, L (1.2) OBP: 0.148, SLG: 0.080										3	0	0	0	0	0	1				
Tony Peña, R (9, PH) OBP: 0.323, SLG: 0.449										1	0	1	1	0	0	0				
Dale Berra, R (1.6) OBP: 0.227, SLG: 0.276										4	0	1	0	0	0	2				
Larry McWilliams, L (1.1) OBP: 0.150, SLG: 0.150										2	0	1	0	0	0	0				
Doug Frobel, L (8, PH) OBP: 0.236, SLG: 0.316										0	0	0	0	0	0	0				
Jim Morrison, R (8, PH) OBP: 0.256, SLG: 0.256										1	0	0	0	0	1	1				
Kent Tekulve, R (8, 1)										0	0	0	0	0	0	0				
Inning Stats	R: 0 E: 0 K: 0 S: 3	H: 1 LOB: 0 BB: 0 P: 3	R: 0 E: 0 K: 0 S: 4	H: 1 LOB: 1 BB: 0 P: 4	R: 0 E: 0 K: 1 S: 6	H: 1 LOB: 1 BB: 0 P: 6	R: 0 E: 0 K: 0 S: 4	H: 0 LOB: 0 BB: 0 P: 3	R: 0 E: 0 K: 0 S: 3	H: 0 LOB: 0 BB: 0 P: 3	R: 0 E: 0 K: 0 S: 3	H: 0 LOB: 0 BB: 0 P: 3	R: 0 E: 0 K: 1 S: 7	H: 2 LOB: 2 BB: 0 P: 7	R: 1 E: 0 K: 0 S: 5	H: 2 LOB: 2 BB: 1 P: 9	1B: 8 2B: 0 3B: 0 HR: 0	SF: 0 SAC: 0 DP: 1 HBP: 0	WP: 0 PB: 0 SB: 2 CS: 0	PA: 35
PITCHER	IP WLS BF H R ER SO BB IBB HBP BLK WP HR S P ERA WHIP																			
Kevin Gross, R (1.1) ERA: 1.31	7.1 W 26 5 0 0 1 0 0 0 0 0 0 28 28 0.00 0.682																			
Al Holland, L (8, 1) ERA: 1.99	1.2 S 9 3 1 1 1 1 0 0 0 0 0 0 10 14 5.40 2.400																			

AB	34
R	1
H	8
RBI	1
BB	1
SO	2
LOB	16



Batter	1	2	3	4	5	6	7	8	9	AB	R	H	RBI	BB	SO	LOB	BOTTOM			
Juan Samuel, R (1.4) OBP: 0.353, SLG: 0.462										4	0	0	0	0	0	3	Pittsburgh Pirates @ Philadelphia Phillies Veterans Stadium, Philadelphia, PA Fri Jun 08 1984, 7:05 PM EDT Att: 31,133 - Unknown			
Gary Maddox, R (1.8) OBP: 0.322, SLG: 0.346										4	0	1	0	0	0	0				
Glenn Wilson, R (1.7) OBP: 0.292, SLG: 0.407										4	0	1	0	0	0	1				
Al Holland, R (8, 1)										0	0	0	0	0	0	0				
Sixto Lezcano, R (1.9) OBP: 0.350, SLG: 0.535										3	1	1	0	0	1	2				
Von Hayes, L (8, PH) OBP: 0.370, SLG: 0.451										1	0	0	0	0	0	0				
John Wockenfuss, R (1.3) OBP: 0.349, SLG: 0.370										3	1	1	0	1	0	1				
Bo Diaz, R (1.2) OBP: 0.353, SLG: 0.435										2	0	0	0	1	1	1				
Tim Corcoran, L (7, 3) OBP: 0.519, SLG: 0.545										1	0	1	0	0	0	0				
Kiko Garcia, R (1.5) OBP: 0.375, SLG: 0.357										4	0	4	1	0	0	0				
Ivan De Jesus, R (1.6) OBP: 0.285, SLG: 0.269										4	0	1	1	0	0	4				
Kevin Gross, R (1.1)										3	0	0	0	0	3	4				
Greg Gross, L (8, 7) OBP: 0.475, SLG: 0.429										0	0	0	0	0	0	0				
Inning Stats	R: 0 E: 0 K: 0 S: 4	H: 1 LOB: 1 BB: 0 P: 4	R: 0 E: 0 K: 0 S: 3	H: 1 LOB: 1 BB: 1 P: 7	R: 0 E: 0 K: 1 S: 5	H: 0 LOB: 0 BB: 0 P: 5	R: 2 E: 0 K: 1 S: 9	H: 4 LOB: 3 BB: 1 P: 13	R: 0 E: 0 K: 1 S: 6	H: 1 LOB: 1 BB: 0 P: 6	R: 0 E: 0 K: 2 S: 8	H: 1 LOB: 1 BB: 0 P: 8	R: 0 E: 0 K: 0 S: 3	H: 0 LOB: 0 BB: 0 P: 3	R: 0 E: 0 K: 0 S: 5	H: 2 LOB: 2 BB: 0 P: 5	1B: 9 2B: 1 3B: 0 HR: 0	SF: 0 SAC: 0 DP: 1 HBP: 0	WP: 0 PB: 0 SB: 0 CS: 0	PA: 35
PITCHER	IP WLS BF H R ER SO BB IBB HBP BLK WP HR S P ERA WHIP																			
Larry McWilliams, L (1.1) ERA: 2.35	7.0 L 30 8 2 0 0 0 2 0 0 0 0 0 38 46 2.57 1.429																			
Kent Tekulve, R (8, 1) ERA: 3.86	1.0 5 2 0 0 0 0 0 0 0 0 0 0 5 5 0.00 2.000																			

AB	33
R	2
H	10
RBI	2
BB	2
SO	5
LOB	16



Batter	1	2	3	4	5	6	7	8	9	AB	R	H	RBI	BB	SO	LOB	TOP										
Marvell Wynne, L OBP: 0.329, SLG: 0.359 (1, 8)	F9		BB			6-3 1-H 3B		K		3	1	1	1	1	1	1	Pittsburgh Pirates @ Philadelphia Phillies Veterans Stadium, Philadelphia, PA Sat Jun 09 1984, 7:05 PM EDT Att: 31,981 - Unknown										
Lee Lacy, R OBP: 0.331, SLG: 0.424 (1, 9)	F5		P6			6-3		E		4	1	1	1	0	0	1											
Bill Madlock, R OBP: 0.304, SLG: 0.307 (1, 5)	HR			4-3		5-3		E7		4	1	2	3	0	0	0											
Jim Morrison, R OBP: 0.239, SLG: 0.238 Johnny Ray, S OBP: 0.361, SLG: 0.373 (8, PH) (8, 4)	6-3			K		P4		BB		3	0	0	0	0	1	0											
Tony Peña, R OBP: 0.317, SLG: 0.439 (1, 2)		K		K			4-3	6-3		4	0	0	0	0	2	2											
Brian Harper, R OBP: 0.200, SLG: 0.091 (1, 7)	F8				F8		F7		F8	4	0	0	0	0	0	0											
Eddie Vargas, R OBP: 0.125, SLG: 0.188 (1, 3)	F8				F9		F8		6-3	4	0	0	0	0	0	0											
Dale Berra, R OBP: 0.228, SLG: 0.275 (1, 6)			K		F8			2B E 1B	6-3	4	1	1	0	0	1	0											
John Tudor, L OBP: 0.333, SLG: 0.310 Don Robinson, R OBP: 0.462, SLG: 0.636 (4, 1)			K			3B BB		K		1	0	0	0	0	1	0											
										1	1	0	0	1	1	1											
Inning Stats	R: 1 E: 0 K: 0 S: 4	H: 1 LOB: 0 BB: 0 P: 4	R: 0 E: 0 K: 1 S: 5	H: 0 LOB: 0 BB: 0 P: 5	R: 0 E: 0 K: 2 S: 7	H: 0 LOB: 1 BB: 1 P: 11	R: 0 E: 0 K: 2 S: 7	H: 0 LOB: 0 BB: 0 P: 7	R: 0 E: 0 K: 0 S: 3	H: 0 LOB: 0 BB: 0 P: 3	R: 2 E: 0 K: 0 S: 4	H: 1 LOB: 0 BB: 1 P: 8	R: 0 E: 0 K: 0 S: 3	H: 0 LOB: 0 BB: 0 P: 3	R: 2 E: 1 K: 2 S: 10	H: 3 LOB: 2 BB: 1 P: 14	R: 0 E: 0 K: 0 S: 3	H: 0 LOB: 0 BB: 0 P: 3	1B: 2 2B: 1 3B: 1 HR: 1	SF: 0 SAC: 0 DP: 0 HBP: 0	WP: 0 PB: 0 SB: 0 CS: 0	PA: 35					
PITCHER	IP	WLS	BF	H	R	ER	SO	BB	IBB	HBP	BLK	WP	HR	S	P	ERA	WHIP										
Steve Carlton, L ERA: 2.8 (1, 1)	7.2	W	29	4	5	5	7	2	0	0	0	0	1	41	49	5.87	0.783										
Larry Andersen, R ERA: 2.75 (8, 1)	0.0		1	1	0	0	0	0	0	0	0	0	0	1	1	∞	∞										
Al Holland, L ERA: 1.93 (8, 1)	1.1	S	5	0	0	0	0	1	0	0	0	0	0	4	8	0.00	0.750										

Batter	1	2	3	4	5	6	7	8	9	AB	R	H	RBI	BB	SO	LOB	BOTTOM										
Juan Samuel, R OBP: 0.352, SLG: 0.458 (1, 4)	F9	F7		1B		K				4	0	1	1	0	1	1	Pittsburgh Pirates @ Philadelphia Phillies Veterans Stadium, Philadelphia, PA Sat Jun 09 1984, 7:05 PM EDT Att: 31,981 - Unknown										
Garry Maddox, R OBP: 0.352, SLG: 0.427 (1, 8)	2B		HR	G5-2-3 1B		S 1B		1B		4	1	4	1	0	0	0											
Glenn Wilson, R OBP: 0.291, SLG: 0.400 (1, 7)	FC6-4 BB		L4	L5		3-1				3	0	0	0	1	0	4											
Mike Schmidt, R OBP: 0.393, SLG: 0.524 (1, 5)	K		F9	G5-2-3 1-2		G6-4-3 1B				4	0	1	0	0	1	5											
Sixto Lezcano, R OBP: 0.350, SLG: 0.558 Von Hayes, L OBP: 0.367, SLG: 0.448 (7, PH) (8, 9)	FC6-4 1-2		F9			F9		HR		3	1	1	1	0	0	2											
John Wockenfuss, R OBP: 0.358, SLG: 0.483 Tim Corcoran, L OBP: 0.519, SLG: 0.545 (1, 3) (8, 3)		HR		HR		6-3		G6-4-3 1-2		4	2	2	2	0	0	1											
Ozzie Virgil, R OBP: 0.331, SLG: 0.469 (1, 2)	F3			1B		K		K		4	1	1	0	0	2	0											
Kiko Garcia, R OBP: 0.400, SLG: 0.444 (1, 6)				1B 2B		1-3		K		4	1	2	1	0	1	0											
Steve Carlton, L OBP: 0.267, SLG: 0.367 Larry Andersen, R OBP: 0.367, SLG: 0.448 Al Holland, R OBP: 0.335, SLG: 0.306 (1, 1) (8, 1) (8, 1) (8, 9)	K			1B 1B		1-3		F8		3	0	1	0	0	1	1											
				2-3 1B						0	0	0	0	0	0	0											
Inning Stats	R: 0 E: 0 K: 1 S: 6	H: 1 LOB: 2 BB: 1 P: 10	R: 1 E: 0 K: 1 S: 7	H: 2 LOB: 1 BB: 0 P: 7	R: 1 E: 0 K: 0 S: 4	H: 1 LOB: 0 BB: 0 P: 4	R: 3 E: 0 K: 0 S: 8	H: 6 LOB: 2 BB: 0 P: 8	R: 1 E: 0 K: 1 S: 6	H: 1 LOB: 0 BB: 0 P: 6	R: 0 E: 0 K: 1 S: 6	H: 1 LOB: 1 BB: 0 P: 6	R: 0 E: 0 K: 2 S: 7	H: 0 LOB: 0 BB: 0 P: 7	R: 0 E: 0 K: 2 S: 7	H: 0 LOB: 0 BB: 0 P: 7	1B: 6 2B: 3 3B: 0 HR: 4	SF: 0 SAC: 0 DP: 2 HBP: 0	WP: 0 PB: 0 SB: 1 CS: 0	PA: 36							
PITCHER	IP	WLS	BF	H	R	ER	SO	BB	IBB	HBP	BLK	WP	HR	S	P	ERA	WHIP										
John Tudor, L ERA: 3.05 (1, 1)	3.0	L	18	5	1	1	4	0	0	0	0	0	1	26	26	1.80	1.000										
Don Robinson, R ERA: 4.0 (4, 1)	5.0		18	5	1	1	4	0	0	0	0	0	1	26	26	1.80	1.000										



Batter	1	2	3	4	5	6	7	8	9	AB	R	H	RBI	BB	SO	LOB	TOP								
Lonnie Smith, R (1, 7) Tit Landrum, R (8, 7) OBP: 0.377, SLG: 0.392 OBP: 0.365, SLG: 0.383	0-0 6-3		0-0 2B 1B 1B	0-0 F7		0-0 1B 1B		0-3 K		5	1	2	0	0	1	0									
Tom Herr, S (1, 4) OBP: 0.354, SLG: 0.360	0-0 4-3		0-0 1B 2B	4-0 BB		0-0 F7		0-0 F7		4	1	1	0	1	0	2									
Andy Van Slyke, L (1, 3) OBP: 0.385, SLG: 0.373	0-0 F9		4-0 1B SF9 BB	0-3 K		0-0 1B 2-H			0-0 L3	4	1	1	1	1	1	1									
George Hendrick, R (1, 9) OBP: 0.335, SLG: 0.421		0-0 6-3	0-0 FC5-4 BB 1B		0-0 HR		0-3 K		0-3 K	5	1	2	3	0	2	2									
Darrell Porter, L (1, 2) OBP: 0.387, SLG: 0.433	0-0 F9		0-0 SF9		0-0 F8		0-0 6-3		4-0 2B BB	3	0	0	1	1	0	0									
Ken Oberkfell, L (1, 5) OBP: 0.388, SLG: 0.405	0-0 1B 1B		3-0 4-0 FC5-4 BB		0-0 4-3		0-0 1B		0-0 1-3 2B	4	1	3	0	1	0	0									
Willie McGee, S (1, 8) OBP: 0.291, SLG: 0.318	0-0 1B E		0-0 FC5-4 1B		0-0 5-3		0-0 F8		0-0 F2	5	1	1	0	0	0	5									
Ozzie Smith, S (1, 6) OBP: 0.328, SLG: 0.317	0-0 1B S		0-0 L5		0-0 6-3		0-3 K			4	0	1	1	0	1	3									
Ricky Horton, L (1, 1) Garry Rajlich, L (6, PH) Neil Allen, R (6, 1) OBP: 0.167, SLG: 0.167 OBP: 0.300, SLG: 0.143 OBP: 0.182, SLG: 0.364	0-0 6-3		0-0 1B 3-H		0-3 K		4-0 1B BB		0-3 K	2	0	0	0	0	1	1									
Inning Stats	R: 0 E: 0 K: 0 S: 3	H: 0 LOB: 0 BB: 0 P: 3	R: 2 E: 0 K: 0 S: 6	H: 3 LOB: 1 BB: 0 P: 6	R: 3 E: 0 K: 0 S: 6	H: 3 LOB: 2 BB: 1 P: 14	R: 0 E: 0 K: 2 S: 7	H: 0 LOB: 1 BB: 1 P: 11	R: 1 E: 0 K: 1 S: 4	H: 1 LOB: 0 BB: 0 P: 4	R: 1 E: 0 K: 1 S: 7	H: 2 LOB: 2 BB: 1 P: 11	R: 0 E: 0 K: 1 S: 6	H: 1 LOB: 1 BB: 0 P: 6	R: 0 E: 0 K: 2 S: 7	H: 0 LOB: 0 BB: 1 P: 7	R: 0 E: 0 K: 1 S: 6	H: 1 LOB: 2 BB: 1 P: 10	1B: 8 2B: 2 3B: 0 HR: 1	SF: 1 SAC: 0 DP: 0 HBP: 0	WP: 0 PB: 0 SB: 2 CS: 0	PA: 43			
PITCHER	IP	WLS	BF	H	R	ER	SO	BB	IBB	HBP	BLK	WP	HR	S	P	ERA	WHIP								
Kevin Gross, R (1, 1) ERA: 2.08	2.1	L	15	6	5	4	0	2	0	0	0	0	0	13	21	15.43	3.429								
Jim Kern, R (3, 1) ERA: 17.18	2.2		10	1	1	1	2	1	0	0	0	0	1	13	17	3.38	0.750								
Dave Wehrmeister, R (6, 1) ERA: 6.43	3.0		13	3	1	1	4	1	0	0	0	0	0	20	24	3.00	1.333								
Bill Campbell, R (9, 1) ERA: 3.4	1.0		5	1	0	0	1	1	0	0	0	0	0	6	10	0.00	2.000								

St. Louis Cardinals @ Philadelphia Phillies
Veterans Stadium, Philadelphia, PA
Tue Jun 12 1984, 7:05 PM EDT
Att: 22,265 - Unknown

AB 37
R 7
H 11
RBI 6
BB 5
SO 7
LOB 14



Batter	1	2	3	4	5	6	7	8	9	AB	R	H	RBI	BB	SO	LOB	BOTTOM								
Juan Samuel, R (1, 4) OBP: 0.358, SLG: 0.472	0-0 1B S 1B		0-0 L6		0-0 FC6-4		0-3 K		0-3 K	4	1	1	0	0	1	1									
Garry Maddox, R (1, 8) Von Hayes, L (7, 8) OBP: 0.333, SLG: 0.421 OBP: 0.377, SLG: 0.453	0-0 1B 1-3 1B		0-0 E5		0-3 K		0-0 G3			3	0	1	0	0	1	1									
Glenn Wilson, R (1, 7) OBP: 0.285, SLG: 0.392	0-0 FC6-4 1-2 3-H 1B		0-0 5-3		0-0 F9		0-0 6-3		0-0 6-3	4	0	1	1	0	0	1									
Mike Schmidt, R (1, 5) OBP: 0.383, SLG: 0.502	0-0 F9			0-3 K		0-3 K		0-3 K		4	0	0	0	0	3	1									
Sixto Lezcano, R (1, 9) OBP: 0.359, SLG: 0.541	0-0 FC6-4			0-0 F9		0-0 F8			0-0 4-3	4	0	0	0	0	0	1									
John Wockenfuss, R (1, 3) OBP: 0.351, SLG: 0.493		0-0 L5		0-0 HR		0-3 K2-3				3	1	1	1	0	1	0									
Bo Diaz, R (1, 2) OBP: 0.327, SLG: 0.400		0-3 K		0-0 5-3		0-0 4-3				3	0	0	0	0	1	0									
Kiko Garcia, R (1, 6) OBP: 0.321, SLG: 0.346		0-3 K			0-0 1-3		0-0 6-3			3	0	0	0	0	1	0									
Kevin Gross, R (1, 1) Jim Kern, R (3, 1) Luis Aguayo, R (5, PH) Dave Wehrmeister, R (6, 1) Greg Gross, L (8, PH) Bill Campbell, R (9, 1)			0-3 K		4-0 FC6-4 BB		0-0 4-3			0	0	0	0	0	0	0									
Inning Stats	R: 1 E: 0 K: 0 S: 5	H: 3 LOB: 1 BB: 0 P: 5	R: 0 E: 0 K: 2 S: 7	H: 0 LOB: 0 BB: 0 P: 7	R: 0 E: 1 K: 1 S: 6	H: 0 LOB: 1 BB: 0 P: 6	R: 1 E: 0 K: 1 S: 6	H: 1 LOB: 0 BB: 0 P: 6	R: 0 E: 0 K: 1 S: 5	H: 0 LOB: 0 BB: 0 P: 5	R: 0 E: 0 K: 1 S: 5	H: 0 LOB: 0 BB: 0 P: 5	R: 0 E: 0 K: 1 S: 5	H: 0 LOB: 0 BB: 0 P: 5	R: 0 E: 0 K: 1 S: 5	H: 0 LOB: 0 BB: 0 P: 5	1B: 3 2B: 0 3B: 0 HR: 1	SF: 0 SAC: 0 DP: 0 HBP: 0	WP: 0 PB: 0 SB: 1 CS: 0	PA: 32					
PITCHER	IP	WLS	BF	H	R	ER	SO	BB	IBB	HBP	BLK	WP	HR	S	P	ERA	WHIP								
Ricky Horton, L (1, 1) ERA: 1.5	5.0	W	20	4	2	2	5	1	0	0	0	0	0	29	33	3.60	1.000								
Neil Allen, R (6, 1) ERA: 3.75	4.0	S	12	0	0	0	4	0	0	0	0	0	0	20	20	0.00	0.000								

St. Louis Cardinals @ Philadelphia Phillies
Veterans Stadium, Philadelphia, PA
Tue Jun 12 1984, 7:05 PM EDT
Att: 22,265 - Unknown

AB 31
R 2
H 4
RBI 2
BB 1
SO 9
LOB 5



Batter	1	2	3	4	5	6	7	8	9	AB	R	H	RBI	BB	SO	LOB	TOP			
Lonnie Smith, R OBP: 0.383, SLG: 0.400 (1, 7)	4-0 SH1-3 BB		0-0 G6-3 1B			0-3 K			0-0 F8 G3 2B	3	1	2	0	1	1	0				
Tom Herr, S OBP: 0.350, SLG: 0.355 (1, 4)	0-0 SH1-3		0-0 G6-3			0-0 G3			0-0 F8	3	0	0	0	0	0	2				
Tito Landrum, R OBP: 0.357, SLG: 0.373 (1, 8)	0-0 F9			0-0 1B		0-0 F8			0-0 G3	4	0	1	1	1	0	0				
George Hendrick, R OBP: 0.329, SLG: 0.413 (1, 9)	0-0 P4			0-0 F9		0-0 6-3			0-0 G3	4	0	0	0	0	0	2				
Art Howe, R OBP: 0.305, SLG: 0.264 (1, 5)		0-3 K		0-0 F8		0-0 5-3				3	0	0	0	0	1	1				
Andy Van Slyke, L OBP: 0.376, SLG: 0.365 (1, 3)		0-0 G3		0-0 4-3		0-0 4-3				3	0	0	0	0	0	1				
Ozzie Smith, S OBP: 0.332, SLG: 0.327 (1, 6)		0-0 2B			0-0 G4-6-3 1B			0-0 F8		3	0	2	0	0	0	0				
Glenn Brummer, R OBP: 0.256, SLG: 0.293 (1, 2)	0-0 P4			0-0 G4-6-3		0-3 K				3	0	0	0	0	1	2				
Dave LaPoint, L OBP: 0.080, SLG: 0.080 (1, 1)			0-0 6-3		0-3 K			0-0 6-3		2	0	0	0	0	1	0				
Jeff Lahti, R OBP: 0.500, SLG: 0.500 (5, 1)										0	0	0	0	0	0	0				
Willie McGee, S OBP: 0.289, SLG: 0.316 (6, PH)										1	0	0	0	0	0	0				
Dave Rucker, L (8, 1)										0	0	0	0	0	0	0				
Inning Stats	R: 0 E: 0 K: 0 S: 3	H: 0 LOB: 1 BB: 1 P: 7	R: 0 E: 0 K: 1 S: 6	H: 1 LOB: 1 BB: 0 P: 6	R: 0 E: 0 K: 0 S: 3	H: 1 LOB: 0 BB: 0 P: 3	R: 0 E: 0 K: 0 S: 4	H: 1 LOB: 1 BB: 0 P: 4	R: 0 E: 0 K: 1 S: 5	H: 0 LOB: 0 BB: 0 P: 5	R: 0 E: 0 K: 0 S: 3	H: 0 LOB: 0 BB: 0 P: 3	R: 0 E: 0 K: 1 S: 5	H: 0 LOB: 0 BB: 0 P: 5	R: 1 E: 0 K: 0 S: 4	H: 1 LOB: 0 BB: 0 P: 4	1B: 3 2B: 2 3B: 0 HR: 0	SF: 0 SAC: 1 DP: 2 HBP: 0	WP: 0 PB: 0 SB: 0 CS: 0	PA: 31
PITCHER Jerry Koosman, L ERA: 2.94 (1, 1)	IP: 9.0 WLS: W BF: 31	H: 5 R: 1 ER: 1 SO: 4	BB: 1 IBB: 0 HBP: 0 BLK: 0	WP: 0 HR: 0 S: 38 P: 42	ERA: 1.00 WHIP: 0.667															

St. Louis Cardinals @ Philadelphia Phillies
Veterans Stadium, Philadelphia, PA
Wed Jun 13 1984, 7:05 PM EDT
Att: 22,212 - Unknown

AB 29
R 1
H 5
RBI 1
BB 1
SO 4
LOB 9



Batter	1	2	3	4	5	6	7	8	9	AB	R	H	RBI	BB	SO	LOB	BOTTOM			
Juan Samuel, R OBP: 0.353, SLG: 0.465 (1, 4)	0-0 P4	0-0 L6-4		0-0 L5-6		0-0 G3				4	0	0	0	0	0	5				
Von Hayes, L OBP: 0.369, SLG: 0.442 (1, 8)	0-0 4-3		0-0 6-3		0-0 4-3		0-0 F8			4	0	0	0	0	0	0				
Glenn Wilson, R OBP: 0.279, SLG: 0.384 (1, 7)	0-0 6-3		0-3 K		0-0 6-3		0-0 6-3			4	0	0	0	0	1	0				
Mike Schmidt, R OBP: 0.389, SLG: 0.505 (1, 5)		0-0 1B E	4-0 1B BB		0-0 1B		0-0 6-3			3	1	2	0	1	0	0				
Sixto Lezcano, R OBP: 0.369, SLG: 0.550 (5, PH)		0-0 E	0-0 1B		0-0 4-3		0-3 K			2	1	2	0	0	0	0				
Joe Lefebvre, L OBP: 0.351, SLG: 0.333 (6, 9)		1-2 1B	1-2 1B							2	0	0	0	0	1	1				
John Wockenfuss, R OBP: 0.358, SLG: 0.493 (1, 3)		0-0 E8 1B BLK	0-0 1-3 2H	0-0 1-3		0-0 FC5-4 1B		0-0 P5		4	1	2	1	0	0	2				
Ozzie Virgil, R OBP: 0.325, SLG: 0.454 (1, 2)		0-0 L6-4 BLK		0-0 L5-6 E		0-0 FC5-4 3B		0-0 P6		4	1	2	1	0	0	1				
Ivan De Jesus, R OBP: 0.293, SLG: 0.280 (1, 6)		0-0 1B		0-0 E1		0-0 1B		0-0 3B		2	0	1	1	1	0	1				
Jerry Koosman, R OBP: 0.074, SLG: 0.038 (1, 1)	0-0 K		0-3 K		0-3 K		0-3 K			3	0	0	0	0	3	5				
Inning Stats	R: 0 E: 0 K: 0 S: 3	H: 0 LOB: 0 BB: 0 P: 3	R: 3 E: 1 K: 1 S: 8	H: 4 LOB: 1 BB: 1 P: 12	R: 0 E: 0 K: 1 S: 6	H: 1 LOB: 2 BB: 1 P: 10	R: 0 E: 0 K: 1 S: 6	H: 1 LOB: 1 BB: 0 P: 6	R: 0 E: 0 K: 0 S: 4	H: 1 LOB: 1 BB: 0 P: 4	R: 1 E: 0 K: 1 S: 7	H: 2 LOB: 1 BB: 0 P: 7	R: 0 E: 0 K: 0 S: 3	H: 0 LOB: 0 BB: 0 P: 3	R: 0 E: 0 K: 1 S: 5	H: 0 LOB: 0 BB: 0 P: 5	1B: 8 2B: 2 3B: 1 HR: 0	SF: 0 SAC: 0 DP: 2 HBP: 0	WP: 0 PB: 0 SB: 0 CS: 0	PA: 34
PITCHER Dave LaPoint, L ERA: 3.96 (1, 1)	IP: 4.0 WLS: L BF: 19	H: 6 R: 3 ER: 2 SO: 3	BB: 2 IBB: 0 HBP: 0 BLK: 0	WP: 0 HR: 0 S: 23 P: 31	ERA: 4.50 WHIP: 2.000															
Jeff Lahti, R ERA: 3.62 (5, 1)	IP: 3.0 WLS: L BF: 12	H: 3 R: 1 ER: 1 SO: 1	BB: 0 IBB: 0 HBP: 0 BLK: 0	WP: 0 HR: 0 S: 14 P: 14	ERA: 3.00 WHIP: 1.000															
Dave Rucker, L ERA: 1.38 (8, 1)	IP: 1.0 WLS: L BF: 3	H: 0 R: 0 ER: 0 SO: 1	BB: 0 IBB: 0 HBP: 0 BLK: 0	WP: 0 HR: 0 S: 5 P: 5	ERA: 0.00 WHIP: 0.000															

St. Louis Cardinals @ Philadelphia Phillies
Veterans Stadium, Philadelphia, PA
Wed Jun 13 1984, 7:05 PM EDT
Att: 22,212 - Unknown

AB 32
R 4
H 9
RBI 3
BB 2
SO 5
LOB 15



Batter	1	2	3	4	5	6	7	8	9	AB	R	H	RBI	BB	SO	LOB	TOP								
Juan Samuel, R (1,4) Kiko Garcia, R (8,5) OBP: 0.354, SLG: 0.479 OBP: 0.321, SLG: 0.346	F7	HR		2B		6-3	K			5	2	3	0	1	0										
Gary Maddox, R (1,8) Greg Gross, L (8,PH) OBP: 0.348, SLG: 0.449 OBP: 0.470, SLG: 0.418	P4	4-3 BB		2B		2B		K		3	1	2	1	1	0	0									
Von Hayes, L (1,9) OBP: 0.370, SLG: 0.438	2B	4-3		BB		F8		K		4	1	1	0	1	1	2									
Mike Schmidt, R (1,5) Luis Aguayo, R (7,5) OBP: 0.394, SLG: 0.517 OBP: 0.316, SLG: 0.375	2B	BB		BB		G6-4-3		K		3	1	2	2	1	0	2									
Joe Lefebvre, L (1,7) OBP: 0.358, SLG: 0.349	F9	4-3				2B				5	2	3	1	0	0	3									
Tim Corcoran, L (1,3) OBP: 0.513, SLG: 0.688		1B		F8		K		4-3		5	2	2	2	0	1	2									
Ozzie Virgil, R (1,2) OBP: 0.321, SLG: 0.452	F7			3-1		2B		F9		5	0	1	1	0	0	2									
Ivan De Jesus, R (1,6) OBP: 0.290, SLG: 0.278	HR	1B		4-3		1-3		K		5	1	1	0	0	1	2									
Steve Carlton, L (1,1) Larry Andersen, R (9,1) OBP: 0.265, SLG: 0.353	HR	1B		4-3		P3		3-1		4	1	1	1	0	0	1									
Inning Stats	R: 1 E: 0 K: 0 S: 5	H: 2 LOB: 1 BB: 0 P: 5	R: 4 E: 0 K: 0 S: 7	H: 4 LOB: 2 BB: 2 P: 15	R: 0 E: 0 K: 0 S: 3	H: 0 LOB: 0 BB: 0 P: 3	R: 1 E: 0 K: 0 S: 4	H: 2 LOB: 1 BB: 1 P: 8	R: 1 E: 0 K: 1 S: 7	H: 2 LOB: 1 BB: 0 P: 7	R: 4 E: 0 K: 0 S: 7	H: 4 LOB: 0 BB: 0 P: 7	R: 0 E: 0 K: 1 S: 5	H: 0 LOB: 0 BB: 0 P: 5	R: 0 E: 0 K: 3 S: 9	H: 1 LOB: 1 BB: 0 P: 9	R: 0 E: 0 K: 1 S: 6	H: 1 LOB: 1 BB: 0 P: 6	1B: 6 2B: 7 3B: 0 HR: 2	SF: 0 SAC: 0 DP: 1 HBP: 0	WP: 0 PB: 0 SB: 1 CS: 0	PA: 44			
PITCHER	IP	WLS	BF	H	R	ER	SO	BB	IBB	HBP	BLK	WP	HR	S	P	ERA	WHIP								
Rich Bordi, R (1,1) ERA: 3.16	3.1	L	20	8	6	6	0	2	0	0	0	0	1	18	26	16.20	3.000								
Dickie Noles, R (4,1) ERA: 5.48	2.2		14	6	5	5	1	1	0	0	0	0	1	15	19	16.88	2.625								
George Frazier, R (7,1) ERA: 3.5	2.0		6	0	0	0	4	0	0	0	0	0	0	14	14	0.00	0.000								
Warren Brusstar, R (9,1) ERA: 4.15	1.0		4	1	0	0	1	0	0	0	0	0	0	6	6	0.00	1.000								

Philadelphia Phillies @ Chicago Cubs
Wrigley Field, Chicago, IL
Thu Jun 14 1984, 3:33 AM CDT
Att: 23,373 - Unknown

AB 41
R 11
H 15
RBI 11
BB 3
SO 6
LOB 14





Batter	1	2	3	4	5	6	7	8	9	AB	R	H	RBI	BB	SO	LOB	BOTTOM								
Bob Dernier, R (1,8) OBP: 0.415, SLG: 0.371	E5		F7			5-3		F3		4	0	0	0	0	0	2									
23 Ryne Sandberg, R (1,4) George Frazier, R (7,1) OBP: 0.358, SLG: 0.492	FC6-4		5-3			F7		K		2	0	0	0	1	0	0									
Jay Johnstone, L (8,PH) Warren Brusstar, R (9,1) OBP: 0.276, SLG: 0.313 OBP: 0.333, SLG: 0.200	BB					F7		F9		4	0	1	2	0	1	1									
Gary Matthews, R (1,7) OBP: 0.393, SLG: 0.381	K					F7		F9		4	0	1	2	0	1	1									
Keith Moreland, R (1,3) OBP: 0.320, SLG: 0.325	FC6-4					6-3		K		4	0	0	0	0	1	2									
Gary Woods, R (1,9) OBP: 0.409, SLG: 0.447		BB						FC6-4		3	0	2	0	1	0	0									
Jody Davis, R (1,2) Ron Hassey, L (7,2) OBP: 0.375, SLG: 0.527 OBP: 0.317, SLG: 0.298	K					1B		FC6-4		2	0	0	0	0	1	2									
Ron Cey, R (1,5) OBP: 0.315, SLG: 0.427						L5		FC6-4		2	0	0	0	0	0	1									
Larry Bowa, S (1,6) OBP: 0.301, SLG: 0.329						F8		FC6-4		4	0	0	0	0	1	2									
Larry Bowa, S (1,6) OBP: 0.301, SLG: 0.329						P5		6-3		3	1	1	0	0	0	1									
Rich Bordi, R (1,1) Dickie Noles, R (4,1) OBP: 0.111, SLG: 0.111								1B		1	0	0	0	0	1	0									
Dave Owen, S (7,4) OBP: 0.400, SLG: 0.350						K		K		1	0	0	0	0	1	0									
Dave Owen, S (7,4) OBP: 0.400, SLG: 0.350						K		K		1	1	1	0	0	0	0									
Inning Stats	R: 0 E: 1 K: 1 S: 5	H: 0 LOB: 1 BB: 1 P: 9	R: 0 E: 0 K: 1 S: 5	H: 0 LOB: 1 BB: 1 P: 9	R: 0 E: 0 K: 1 S: 5	H: 0 LOB: 0 BB: 0 P: 5	R: 0 E: 0 K: 0 S: 4	H: 1 LOB: 1 BB: 0 P: 4	R: 0 E: 0 K: 0 S: 5	H: 0 LOB: 0 BB: 0 P: 5	R: 0 E: 0 K: 0 S: 3	H: 0 LOB: 0 BB: 0 P: 3	R: 0 E: 0 K: 1 S: 6	H: 1 LOB: 1 BB: 0 P: 6	R: 2 E: 0 K: 1 S: 8	H: 3 LOB: 1 BB: 0 P: 8	R: 0 E: 0 K: 1 S: 5	H: 0 LOB: 0 BB: 0 P: 5	1B: 4 2B: 1 3B: 0 HR: 0	SF: 0 SAC: 0 DP: 0 HBP: 0	WP: 0 PB: 0 SB: 0 CS: 1	PA: 34			
PITCHER	IP	WLS	BF	H	R	ER	SO	BB	IBB	HBP	BLK	WP	HR	S	P	ERA	WHIP								
Steve Carlton, L (1,1) ERA: 2.76	8.0	W	31	5	2	2	6	2	0	0	0	0	0	41	49	2.25	0.875								
Larry Andersen, R (9,1) ERA: 2.36	1.0		3	0	0	0	1	0	0	0	0	0	0	5	5	0.00	0.000								

Philadelphia Phillies @ Chicago Cubs
Wrigley Field, Chicago, IL
Thu Jun 14 1984, 3:33 AM CDT
Att: 23,373 - Unknown

AB 32
R 2
H 5
RBI 2
BB 2
SO 7
LOB 13



Batter	1	2	3	4	5	6	7	8	9	AB	R	H	RBI	BB	SO	LOB	TOP	
Juan Samuel, R (1, 4) OBP: 0.391, SLG: 0.477	5-3		6-3	1-3 2H 2B		1-3			F8	5	0	1	1	0	0	3	Philadelphia Phillies @ Chicago Cubs Wrigley Field, Chicago, IL Fri Jun 15 1984, 3:33 AM CDT Att: 27,489 - Unknown	
Gary Maddox, R (1, 8) OBP: 0.333, SLG: 0.427	6-3		P3	F8			5-3		FC4 BB	5	0	0	0	0	0	3		
Von Hayes, L (1, 9) OBP: 0.376, SLG: 0.442	1B 2B			P3	3-1				FC5-4 BB	3	1	1	0	2	0	0		
Mike Schmidt, R (1, 5) OBP: 0.391, SLG: 0.509	2H 1B			E6 2B BB	4-3		K		FC5-4	5	1	1	1	0	1	3		
Joe Lefebvre, L (1, 7) OBP: 0.356, SLG: 0.353	4-3			BB 1-3 1B 2B	1-3		4-3			4	1	1	0	0	0	2		
Tim Corcoran, L (1, 3) OBP: 0.488, SLG: 0.629		3-1		BB 1B IBB		F9		F7		3	1	0	0	1	0	0		
John Wockenfuss, R (1, 2) OBP: 0.365, SLG: 0.486		P3		1-2 2-3 3-H 2B BB		SH3-4 WP 1B		F9		3	1	1	1	1	0	0		
Ivan De Jesus, R (1, 6) OBP: 0.294, SLG: 0.283		K		2B 1-2 2-H 3-H 1B		SH3-4 1B		4-3		4	0	2	2	0	1	0		
Charles Hudson, S (1, 1) OBP: 0.143, SLG: 0.214			K			SH3-4				2	0	0	0	0	2	2		
Greg Gross, L (9, PH) OBP: 0.476, SLG: 0.416										0	0	0	0	0	0	0		
Al Holland, R (9, 1)						1-2 2-3			FC4 HBP	0	0	0	0	0	0	0		
Inning Stats	R: 1 E: 0 K: 0 S: 5	H: 2 LOB: 1 BB: 0 P: 5	R: 0 E: 0 K: 1 S: 5	H: 0 LOB: 0 BB: 0 P: 5	R: 0 E: 0 K: 1 S: 5	H: 0 LOB: 0 BB: 0 P: 5	R: 4 E: 1 K: 1 S: 9	H: 3 LOB: 2 BB: 2 P: 17	R: 0 E: 0 K: 0 S: 3	H: 2 LOB: 1 BB: 1 P: 9	R: 0 E: 0 K: 0 S: 3	H: 0 LOB: 0 BB: 0 P: 3	R: 0 E: 0 K: 0 S: 3	H: 0 LOB: 2 BB: 1 P: 8	1B: 4 2B: 3 3B: 0 HR: 0	SF: 0 SAC: 1 DP: 0 HBP: 1	WP: 1 PB: 0 SB: 1 CS: 0	PA: 40
PITCHER	IP WLS BF H R ER SO BB IBB HBP BLK WP HR S P ERA WHIP																	
Chuck Rainey, R (1, 1) ERA: 4.2	3.1 L 17 4 5 3 2 1 1 0 0 0 0 0 19 27 8.10 1.500																	
Tim Stoddard, R (4, 1) ERA: 2.57	1.2 6 1 0 0 1 0 0 0 0 0 0 0 8 8 0.00 0.600																	
Warren Brusstar, R (6, 1) ERA: 3.86	2.0 9 2 0 0 1 1 0 0 0 0 1 0 10 14 0.00 1.500																	
Dickie Noles, R (8, 1) ERA: 5.24	2.0 8 0 0 0 0 1 0 1 0 0 0 0 6 11 0.00 0.500																	

Batter	1	2	3	4	5	6	7	8	9	AB	R	H	RBI	BB	SO	LOB	BOTTOM			
Bob Dernier, R (1, 8) OBP: 0.407, SLG: 0.363	L5		1-3		F8			6-3		4	0	0	0	0	0	0	Philadelphia Phillies @ Chicago Cubs Wrigley Field, Chicago, IL Fri Jun 15 1984, 3:33 AM CDT Att: 27,489 - Unknown			
23 Ryne Sandberg, R (1, 4) OBP: 0.360, SLG: 0.508	6-3		HR			2B		F7		4	1	2	1	0	0	0				
Gary Matthews, R (1, 7) OBP: 0.395, SLG: 0.377	S BB		K			BB		F8		2	0	0	0	2	1	0				
Leon Durham, L (1, 3) OBP: 0.409, SLG: 0.555	6-3		P4		F8			K		4	0	0	0	0	1	3				
Keith Moreland, R (1, 9) OBP: 0.311, SLG: 0.314		F8		E4 G4-3		F9		5-3		4	0	0	0	0	0	2				
Ron Cey, R (1, 5) OBP: 0.314, SLG: 0.423		1B SF8 1B		K		5-3		F8		4	1	1	0	0	1	3				
Jody Davis, R (1, 2) OBP: 0.374, SLG: 0.525		1-3 1B		G4-3		6-3				3	0	1	0	0	0	1				
Larry Bowa, S (1, 6) OBP: 0.296, SLG: 0.325		SF8		P6		F9				2	0	0	1	0	0	0				
Chuck Rainey, R (1, 1) OBP: 0.148, SLG: 0.115		3-H		P3		G3				1	0	0	0	0	1	1				
Tim Stoddard, R (4, 1) OBP: 0.290, SLG: 0.280										0	0	0	0	0	0	0				
Jay Johnston, L (5, PH) OBP: 0.268, SLG: 0.294										0	0	0	0	0	0	0				
Warren Brusstar, R (6, 1) OBP: 0.303, SLG: 0.326										0	0	0	0	0	0	0				
Richie Hebner, L (7, PH) OBP: 0.107, SLG: 0.000										1	0	0	0	0	0	0				
Dickie Noles, R (8, 1)										0	0	0	0	0	0	0				
Inning Stats	R: 0 E: 0 K: 0 S: 3	H: 0 LOB: 1 BB: 1 P: 7	R: 1 E: 0 K: 1 S: 7	H: 2 LOB: 1 BB: 0 P: 7	R: 1 E: 0 K: 1 S: 6	H: 1 LOB: 0 BB: 0 P: 6	R: 0 E: 0 K: 1 S: 5	H: 0 LOB: 0 BB: 0 P: 5	R: 0 E: 0 K: 0 S: 3	H: 1 LOB: 2 BB: 1 P: 8	R: 0 E: 0 K: 0 S: 3	H: 0 LOB: 0 BB: 0 P: 3	R: 0 E: 0 K: 0 S: 3	H: 0 LOB: 0 BB: 0 P: 3	R: 0 E: 0 K: 1 S: 5	H: 0 LOB: 0 BB: 0 P: 5	1B: 2 2B: 1 3B: 0 HR: 1	SF: 1 SAC: 0 DP: 1 HBP: 0	WP: 0 PB: 0 SB: 1 CS: 0	PA: 33
PITCHER	IP WLS BF H R ER SO BB IBB HBP BLK WP HR S P ERA WHIP																			
Charles Hudson, R (1, 1) ERA: 4.82	8.0 W 30 4 2 2 3 2 0 0 0 0 0 0 1 34 42 2.25 0.750																			
Al Holland, L (9, 1) ERA: 1.89	1.0 S 3 0 0 0 1 0 0 0 0 0 0 0 5 5 0.00 0.000																			

Batter	1	2	3	4	5	6	7	8	9	AB	R	H	RBI	BB	SO	LOB	TOP					
Juan Samuel, R (1.4) OBP: 0.349, SLG: 0.476										4	0	0	0	1	1	3	Philadelphia Phillies @ Chicago Cubs Wrigley Field, Chicago, IL Sun Jun 17 1984, 3:33 AM CDT Att: 36,882 - Unknown					
Gary Maddox, R (1.8) OBP: 0.323, SLG: 0.416										5	0	0	0	0	0	3						
Von Hayes, L (1.9) OBP: 0.387, SLG: 0.461										4	1	1	1	1	3	0						
Mike Schmidt, R (1.5) OBP: 0.389, SLG: 0.520										5	2	2	1	0	1	2						
Joe Lefebvre, L (1.7) OBP: 0.348, SLG: 0.363 Glenn Wilson, R (9.7) OBP: 0.278, SLG: 0.382										5	1	1	1	0	1	2						
Tim Corcoran, L (1.3) OBP: 0.500, SLG: 0.690										4	4	3	1	1	1	0						
Ozzie Virgil, R (1.2) OBP: 0.333, SLG: 0.497										4	1	4	3	0	0	0						
Ivan De Jesus, R (1.6) OBP: 0.305, SLG: 0.301										4	0	1	2	1	1	2						
Kevin Gross, R (1.1) Sixto Lezcano, R (6, PH) OBP: 0.374, SLG: 0.550 Larry Andersen, R (6.1) Al Holland, R (8.1)										2	0	0	0	0	2	1						
Inning Stats	R: 0 E: 0 K: 1 S: 5	H: 0 LOB: 2 BB: 2 P: 13	R: 1 E: 0 K: 1 S: 7	H: 2 LOB: 1 BB: 0 P: 7	R: 0 E: 0 K: 1 S: 5	H: 0 LOB: 0 BB: 0 P: 5	R: 2 E: 0 K: 3 S: 10	H: 1 LOB: 0 BB: 1 P: 14	R: 0 E: 0 K: 2 S: 7	H: 0 LOB: 0 BB: 0 P: 7	R: 3 E: 0 K: 0 S: 7	H: 4 LOB: 2 BB: 1 P: 11	R: 2 E: 0 K: 1 S: 8	H: 3 LOB: 2 BB: 1 P: 12	R: 0 E: 0 K: 1 S: 5	H: 0 LOB: 0 BB: 0 P: 5		R: 1 E: 0 K: 1 S: 7	H: 2 LOB: 1 BB: 0 P: 7	1B: 5 2B: 3 3B: 0 HR: 4	SF: 1 SAC: 0 DP: 0 HBP: 0	WP: 0 PB: 0 SB: 1 CS: 0
PITCHER	IP WLS BF H R ER SO BB IBB HBP BLK WP HR S P ERA WHIP																					
Dennis Eckersley, R (1.1) ERA: 4.91	4.0 L 18 3 3 3 6 3 0 0 0 0 0 1 27 39 6.75 1.500																					
George Frazier, R (5.1) ERA: 3.97	1.1 8 4 3 3 2 0 0 0 0 0 0 0 12 12 20.25 3.000																					
Rich Bardi, R (6.1) ERA: 3.1	0.2 3 0 0 0 0 1 0 0 0 0 0 0 2 6 0.00 1.500																					
Tim Stoddard, R (7.1) ERA: 2.92	2.0 10 3 2 2 2 1 0 0 0 0 0 2 13 17 9.00 2.000																					
Lee Smith, R (9.1) ERA: 3.83	1.0 5 2 1 1 1 0 0 0 0 0 0 1 7 7 9.00 2.000																					

Batter	1	2	3	4	5	6	7	8	9	AB	R	H	RBI	BB	SO	LOB	BOTTOM					
Bob Dernier, R (1.8) OBP: 0.409, SLG: 0.384 Lee Smith, R (9.1)										4	1	3	2	1	0	0	Philadelphia Phillies @ Chicago Cubs Wrigley Field, Chicago, IL Sun Jun 17 1984, 3:33 AM CDT Att: 36,882 - Unknown					
23 Ryne Sandberg, R (1.4) OBP: 0.359, SLG: 0.504										5	0	1	0	0	0	5						
Gary Matthews, R (1.7) OBP: 0.394, SLG: 0.384										4	1	1	0	1	1	0						
Leon Durham, L (1.3) OBP: 0.398, SLG: 0.550										5	0	0	1	0	3	3						
Keith Moreland, R (1.9) OBP: 0.333, SLG: 0.381										5	3	4	2	0	0	0						
Ron Cey, R (1.5) OBP: 0.316, SLG: 0.435										4	1	1	1	1	1	3						
Ron Hassey, L (1.2) OBP: 0.314, SLG: 0.295 Gary Woods, R (9.8) OBP: 0.422, SLG: 0.513										4	1	1	0	0	1	2						
Larry Bowa, S (1.6) OBP: 0.299, SLG: 0.327										5	0	2	0	0	0	1						
Dennis Eckersley, R (1.1) OBP: 0.308, SLG: 0.250 Jay Johnstone, L (4, PH) OBP: 0.273, SLG: 0.300 George Frazier, R (5.1) ERA: 3.07 Rich Bardi, R (6.1) OBP: 0.316, SLG: 0.411 Richie Hebner, L (5, PH) OBP: 0.471, SLG: 0.545 Tim Stoddard, R (7.1) OBP: 0.296, SLG: 0.250 Jody Davis, R (8, PH) OBP: 0.266, SLG: 0.514										1	0	0	0	0	1	0						
Inning Stats	R: 0 E: 0 K: 1 S: 5	H: 0 LOB: 0 BB: 0 P: 5	R: 0 E: 1 K: 3 S: 10	H: 0 LOB: 1 BB: 0 P: 10	R: 0 E: 0 K: 2 S: 9	H: 2 LOB: 3 BB: 1 P: 13	R: 1 E: 0 K: 1 S: 7	H: 2 LOB: 3 BB: 2 P: 15	R: 1 E: 0 K: 0 S: 4	H: 2 LOB: 0 BB: 0 P: 4	R: 0 E: 0 K: 1 S: 5	H: 0 LOB: 0 BB: 0 P: 5	R: 1 E: 0 K: 0 S: 4	H: 1 LOB: 0 BB: 0 P: 4	R: 2 E: 0 K: 0 S: 7	H: 4 LOB: 2 BB: 0 P: 7		R: 2 E: 0 K: 1 S: 8	H: 3 LOB: 1 BB: 0 P: 8	1B: 7 2B: 2 3B: 2 HR: 4	SF: 1 SAC: 0 DP: 1 HBP: 0	WP: 0 PB: 0 SB: 0 CS: 0
PITCHER	IP WLS BF H R ER SO BB IBB HBP BLK WP HR S P ERA WHIP																					
Kevin Gross, R (1.1) ERA: 2.22	5.0 W 24 6 2 2 7 3 0 0 0 0 0 1 35 47 3.60 1.800																					
Larry Andersen, R (6.1) ERA: 3.07	2.2 13 5 3 3 1 0 0 0 0 0 0 1 15 15 10.12 1.875																					
Al Holland, L (8.1) ERA: 2.23	1.1 S 7 3 2 2 1 0 0 0 0 0 0 2 9 9 13.50 2.250																					

AB 38
R 9
H 12
RBI 9
BB 5
SO 11
LOB 15



AB 40
R 7
H 14
RBI 7
BB 3
SO 9
LOB 16



Batter	1	2	3	4	5	6	7	8	9	AB	R	H	RBI	BB	SO	LOB	TOP			
Juan Samuel, R OBP: 0.353, SLG: 0.482 (1, 4)	0-0 6-3	0-0 F9		0-0 FC4-6 2H 1B		0-0 2B		0-0 CS 2H 3H 1B		5	0	3	3	0	0	1				
Jeff Stone, L Glenn Wilson, R Sixto Lezcano, R OBP: 0.276, SLG: 0.380 OBP: 0.374, SLG: 0.550 (1, 7) (8, 7) (9, 9)	0-0 F8	0-0 F8		0-0 FC4-6 1-2		0-0 4-3		0-0 CS 1-2	0-0 5-3	4	0	0	0	0	0	3				
Von Hayes, L OBP: 0.382, SLG: 0.454 (1, 9) (9, 7)	0-0 1B		0-3 K	0-0 4-3			0-0 5-3		0-3 K	5	0	1	0	0	2	1				
Mike Schmidt, R OBP: 0.393, SLG: 0.533 (1, 5)	0-0 1B		0-0 5-3		0-0 HR		0-0 F8		4-0 BB	4	1	2	1	1	0	0				
Tim Corcoran, L OBP: 0.474, SLG: 0.630 (1, 3)	0-0 F8		4-0 2B BB		0-0 F7		0-0 4-3		0-0 4-3	4	0	0	0	1	0	3				
Gary Maddox, R OBP: 0.328, SLG: 0.436 (1, 8)		0-0 HR 2B	0-0 1-3 2B		0-0 F5			0-0 F8		4	1	2	0	0	0	0				
Ozzie Virgil, R OBP: 0.331, SLG: 0.509 (1, 2)		0-0 HR	0-0 4-3		0-0 F8			0-0 E5 4-3 BB 1B		4	2	1	2	0	0	2				
Ivan De Jesus, R OBP: 0.308, SLG: 0.301 (1, 6)		0-0 SH1-4 1B		0-0 E5 1B		0-0 4-3		4-0 1-2 1B BB		3	2	1	0	1	0	0				
Jerry Koosman, R OBP: 0.069, SLG: 0.036 Greg Gross, L OBP: 0.471, SLG: 0.411 Al Holland, R (8, PH) (8, 1)		0-0 SH1-4		0-3 K		0-0 5-3		0-0 4-3 1-2 2-3		2	0	0	0	0	1	1				
Inning Stats	R: 0 E: 0 K: 0 S: 5	H: 2 LOB: 2 BB: 0 P: 5	R: 2 E: 0 K: 0 S: 6	H: 3 LOB: 1 BB: 0 P: 6	R: 0 E: 0 K: 1 S: 6	H: 1 LOB: 2 BB: 1 P: 10	R: 1 E: 1 K: 1 S: 7	H: 1 LOB: 1 BB: 0 P: 7	R: 1 E: 0 K: 0 S: 4	H: 1 LOB: 0 BB: 0 P: 4	R: 0 E: 0 K: 0 S: 3	H: 0 LOB: 0 BB: 0 P: 3	R: 2 E: 1 K: 0 S: 4	H: 1 LOB: 0 BB: 1 P: 8	R: 0 E: 0 K: 1 S: 5	H: 0 LOB: 1 BB: 1 P: 9	1B: 5 2B: 3 3B: 0 HR: 2	SF: 0 SAC: 1 DP: 0 HBP: 0	WP: 0 PB: 0 SB: 0 CS: 1	PA: 42
PITCHER	IP WLS BF H R ER SO BB IBB HBP BLK WP HR S P ERA WHIP	IP WLS BF H R ER SO BB IBB HBP BLK WP HR S P ERA WHIP	IP WLS BF H R ER SO BB IBB HBP BLK WP HR S P ERA WHIP	IP WLS BF H R ER SO BB IBB HBP BLK WP HR S P ERA WHIP	IP WLS BF H R ER SO BB IBB HBP BLK WP HR S P ERA WHIP	IP WLS BF H R ER SO BB IBB HBP BLK WP HR S P ERA WHIP	IP WLS BF H R ER SO BB IBB HBP BLK WP HR S P ERA WHIP	IP WLS BF H R ER SO BB IBB HBP BLK WP HR S P ERA WHIP	IP WLS BF H R ER SO BB IBB HBP BLK WP HR S P ERA WHIP	IP WLS BF H R ER SO BB IBB HBP BLK WP HR S P ERA WHIP	IP WLS BF H R ER SO BB IBB HBP BLK WP HR S P ERA WHIP	IP WLS BF H R ER SO BB IBB HBP BLK WP HR S P ERA WHIP	IP WLS BF H R ER SO BB IBB HBP BLK WP HR S P ERA WHIP	IP WLS BF H R ER SO BB IBB HBP BLK WP HR S P ERA WHIP	IP WLS BF H R ER SO BB IBB HBP BLK WP HR S P ERA WHIP	IP WLS BF H R ER SO BB IBB HBP BLK WP HR S P ERA WHIP	IP WLS BF H R ER SO BB IBB HBP BLK WP HR S P ERA WHIP	IP WLS BF H R ER SO BB IBB HBP BLK WP HR S P ERA WHIP	IP WLS BF H R ER SO BB IBB HBP BLK WP HR S P ERA WHIP	IP WLS BF H R ER SO BB IBB HBP BLK WP HR S P ERA WHIP

Philadelphia Phillies @ New York Mets
Shea Stadium, Flushing, NY
Tue Jun 19 1984, 7:05 PM EDT
Att: 28,061 - Unknown

AB	37
R	6
H	10
RBI	6
BB	3
SO	3
LOB	13



Batter	1	2	3	4	5	6	7	8	9	AB	R	H	RBI	BB	SO	LOB	BOTTOM			
Mookie Wilson, S OBP: 0.309, SLG: 0.367 (1, 8)	0-0 F5		0-0 6-3			0-0 4-3 1-3 2B		0-0 5-3		4	0	1	1	0	0	0				
Ron Gardenhire, R OBP: 0.233, SLG: 0.281 (1, 4)	0-0 4-3 1B		0-0 5-3			0-0 F3		0-0 HR		4	1	2	1	0	0	2				
Keith Hernandez, L OBP: 0.365, SLG: 0.384 (1, 3)	0-0 4-3 1-2			0-0 E4 G5-4-3		0-0 4-3 2-3 3H 4-0		0-0 4-3		4	0	0	1	0	0	2				
George Foster, R OBP: 0.266, SLG: 0.403 (1, 7)		0-3 K		0-0 G5-4-3 1-2		0-0 BB			0-0 5-3	3	0	0	0	1	1	2				
Darryl Strawberry, L OBP: 0.361, SLG: 0.443 (1, 9)		0-0 F9		0-0 4-3		0-0 4-3			0-3 K	4	0	0	0	0	1	2				
Hubie Brooks, R OBP: 0.372, SLG: 0.484 (1, 5)		0-3 K			0-0 L4		0-3 K		0-0 HR	4	1	1	1	0	2	0				
Mike Fitzgerald, R OBP: 0.287, SLG: 0.278 (1, 2)		0-0 F8			0-3 K		0-0 6-3		0-0 F7	4	0	0	0	0	1	0				
José Oquendo, S OBP: 0.272, SLG: 0.226 (1, 6)			0-0 SH1-4 6-3 2B		0-0 L6		0-0 F8			3	1	1	0	0	0	0				
Ed Lynch, R OBP: 0.188, SLG: 0.188 Kelvin Chapman, R OBP: 0.369, SLG: 0.375 Tim Leary, R OBP: 0.250, SLG: 0.625 Wally Backman, S OBP: 0.350, SLG: 0.301 Tom Gorman, L (8, PH) (9, 1)				0-0 SH1-4		0-0 2B 4-3 1B		0-0 F9		0	0	0	0	0	0	0				
Inning Stats	R: 0 E: 0 K: 1 S: 6	H: 1 LOB: 1 BB: 0 P: 6	R: 0 E: 0 K: 1 S: 5	H: 0 LOB: 0 BB: 0 P: 5	R: 1 E: 0 K: 0 S: 4	H: 1 LOB: 0 BB: 0 P: 4	R: 0 E: 0 K: 0 S: 3	H: 0 LOB: 0 BB: 0 P: 3	R: 0 E: 0 K: 1 S: 5	H: 0 LOB: 0 BB: 0 P: 5	R: 1 E: 0 K: 0 S: 4	H: 1 LOB: 0 BB: 0 P: 4	R: 1 E: 0 K: 0 S: 6	H: 1 LOB: 0 BB: 0 P: 6	R: 1 E: 0 K: 1 S: 5	H: 1 LOB: 0 BB: 0 P: 6	1B: 2 2B: 2 3B: 0 HR: 2	SF: 0 SAC: 1 DP: 1 HBP: 0	WP: 0 PB: 0 SB: 0 CS: 0	PA: 34
PITCHER	IP WLS BF H R ER SO BB IBB HBP BLK WP HR S P ERA WHIP	IP WLS BF H R ER SO BB IBB HBP BLK WP HR S P ERA WHIP	IP WLS BF H R ER SO BB IBB HBP BLK WP HR S P ERA WHIP	IP WLS BF H R ER SO BB IBB HBP BLK WP HR S P ERA WHIP	IP WLS BF H R ER SO BB IBB HBP BLK WP HR S P ERA WHIP	IP WLS BF H R ER SO BB IBB HBP BLK WP HR S P ERA WHIP	IP WLS BF H R ER SO BB IBB HBP BLK WP HR S P ERA WHIP	IP WLS BF H R ER SO BB IBB HBP BLK WP HR S P ERA WHIP	IP WLS BF H R ER SO BB IBB HBP BLK WP HR S P ERA WHIP	IP WLS BF H R ER SO BB IBB HBP BLK WP HR S P ERA WHIP	IP WLS BF H R ER SO BB IBB HBP BLK WP HR S P ERA WHIP	IP WLS BF H R ER SO BB IBB HBP BLK WP HR S P ERA WHIP	IP WLS BF H R ER SO BB IBB HBP BLK WP HR S P ERA WHIP	IP WLS BF H R ER SO BB IBB HBP BLK WP HR S P ERA WHIP	IP WLS BF H R ER SO BB IBB HBP BLK WP HR S P ERA WHIP	IP WLS BF H R ER SO BB IBB HBP BLK WP HR S P ERA WHIP	IP WLS BF H R ER SO BB IBB HBP BLK WP HR S P ERA WHIP	IP WLS BF H R ER SO BB IBB HBP BLK WP HR S P ERA WHIP	IP WLS BF H R ER SO BB IBB HBP BLK WP HR S P ERA WHIP	IP WLS BF H R ER SO BB IBB HBP BLK WP HR S P ERA WHIP

Philadelphia Phillies @ New York Mets
Shea Stadium, Flushing, NY
Tue Jun 19 1984, 7:05 PM EDT
Att: 28,061 - Unknown


AB	32
R	4
H	6
RBI	4
BB	1
SO	5
LOB	8




Batter	1	2	3	4	5	6	7	8	9	AB	R	H	RBI	BB	SO	LOB	TOP					
Juan Samuel, R (1,4) OBP: 0.347, SLG: 0.466 Jim Kern, R (7,1) Von Hayes, L (9,PH) OBP: 0.372, SLG: 0.441	K		F8				FC4		K	3	0	0	0	1	1	2	Philadelphia Phillies @ Pittsburgh Pirates Three Rivers Stadium, Pittsburgh, PA Fri Jun 22 1984, 7:05 PM EDT Unknown					
Garry Maddox, R (1,8) OBP: 0.338, SLG: 0.440 Glenn Wilson, R (6,8)		1B		1B	1B	G5-4-3	5-3		F9	3	1	2	0	0	0	1						
Sixto Lezcano, R (1,9) OBP: 0.386, SLG: 0.558	K								F9	4	0	2	0	0	1	1						
Mike Schmidt, R (1,5) OBP: 0.398, SLG: 0.523 Kiko Garcia, R (8,5) OBP: 0.310, SLG: 0.333	5-3								K	4	0	1	1	0	1	2						
John Wockenfuss, R (1,3) OBP: 0.363, SLG: 0.475									5-3	4	0	1	1	0	0	2						
Ozzie Virgil, R (1,2) OBP: 0.335, SLG: 0.500										4	1	2	0	0	0	3						
John Russell, R (1,7) OBP: 0.250, SLG: 0.250	K									4	0	1	0	0	3	2						
Ivan De Jesus, R (1,6) OBP: 0.300, SLG: 0.293										4	0	0	0	0	0	4						
Marty Bystrom, R (1,1) OBP: 0.125, SLG: 0.188 Dave Wehrmeister, R (3,1) Luis Aguayo, R (7,PH) OBP: 0.364, SLG: 0.389										1	1	0	0	0	0	0						
										2	0	1	0	0	0	1						
Inning Stats	R: 0 E: 0 K: 2 S: 8	H: 1 LOB: 1 BB: 0 P: 8	R: 0 E: 0 K: 1 S: 6	H: 2 LOB: 1 BB: 0 P: 6	R: 2 E: 2 K: 0 S: 7	H: 3 LOB: 2 BB: 0 P: 7	R: 0 E: 0 K: 2 S: 7	H: 0 LOB: 0 BB: 0 P: 7	R: 0 E: 0 K: 1 S: 5	H: 1 LOB: 1 BB: 0 P: 7	R: 0 E: 0 K: 0 S: 5	H: 0 LOB: 0 BB: 0 P: 5	R: 0 E: 0 K: 1 S: 4	H: 1 LOB: 1 BB: 0 P: 4	R: 0 E: 0 K: 1 S: 5	H: 0 LOB: 0 BB: 0 P: 5	R: 1 E: 1 K: 1 S: 8	H: 2 LOB: 2 BB: 0 P: 8	1B: 10 2B: 0 3B: 0 HR: 0	SF: 0 SAC: 0 DP: 3 HBP: 0	WP: 0 PB: 0 SB: 0 CS: 0	PA: 38
PITCHER Larry McWilliams, L (1,1) ERA: 2.35	IP: 9.0 WLS: W BF: 38 H: 10 R: 3 ER: 0 SO: 8 BB: 1 IBB: 0 HBP: 0 BLK: 0 WP: 0 HR: 0 S: 53 P: 57 ERA: 0.00 WHIP: 1.222															PITCHER						

Batter	1	2	3	4	5	6	7	8	9	AB	R	H	RBI	BB	SO	LOB	BOTTOM			
Marvell Wynne, L (1,8) OBP: 0.323, SLG: 0.351	F8									5	1	2	1	0	0	1	Philadelphia Phillies @ Pittsburgh Pirates Three Rivers Stadium, Pittsburgh, PA Fri Jun 22 1984, 7:05 PM EDT Unknown			
Johnny Ray, S (1,4) OBP: 0.350, SLG: 0.370										5	1	3	1	0	0	1				
Bill Madlock, R (1,5) OBP: 0.299, SLG: 0.304										4	1	1	1	1	1	1				
Jason Thompson, L (1,3) OBP: 0.340, SLG: 0.355										5	2	2	2	0	0	2				
Tony Peña, R (1,2) OBP: 0.322, SLG: 0.419	P4									3	1	0	0	1	2	1				
Lee Mazzilli, S (1,7) OBP: 0.351, SLG: 0.287										1	2	0	0	3	0	0				
Lee Lacy, R (1,9) OBP: 0.335, SLG: 0.455										3	2	2	3	1	0	1				
Dale Berra, R (1,6) OBP: 0.260, SLG: 0.285										4	0	1	1	0	1	3				
Larry McWilliams, L (1,1) OBP: 0.179, SLG: 0.179										2	0	0	1	0	0	1				
Inning Stats	R: 3 E: 0 K: 0 S: 6	H: 3 LOB: 1 BB: 1 P: 10	R: 1 E: 0 K: 1 S: 7	H: 2 LOB: 1 BB: 1 P: 11	R: 3 E: 0 K: 0 S: 5	H: 2 LOB: 1 BB: 2 P: 13	R: 3 E: 0 K: 1 S: 8	H: 3 LOB: 1 BB: 1 P: 12	R: 0 E: 0 K: 1 S: 5	H: 0 LOB: 0 BB: 0 P: 5	R: 0 E: 0 K: 1 S: 5	H: 0 LOB: 0 BB: 0 P: 5	R: 0 E: 0 K: 0 S: 3	H: 0 LOB: 1 BB: 1 P: 7	R: 0 E: 0 K: 0 S: 3	H: 1 LOB: 0 BB: 0 P: 3	1B: 5 2B: 5 3B: 0 HR: 1	SF: 0 SAC: 2 DP: 1 HBP: 0	WP: 1 PB: 0 SB: 0 CS: 0	PA: 40
PITCHER Marty Bystrom, R (1,1) ERA: 5.58 Dave Wehrmeister, R (3,1) ERA: 6.55 Jim Kern, R (7,1) ERA: 9.82	IP: 2.0 WLS: L BF: 16 H: 6 R: 7 ER: 7 SO: 7 BB: 4 IBB: 0 HBP: 0 BLK: 0 WP: 0 HR: 1 S: 14 P: 30 ERA: 31.50 WHIP: 5.000															PITCHER				



Batter	1	2	3	4	5	6	7	8	9	10	11	12	13	AB R H RBI BB SO LOB	TOP		
Juan Samuel, R OBP: 0.344, SLG: 0.460 (1.4)	F9		P6			F8			F9		FC4-6			6 1 1 0 0 0 3	Philadelphia Phillies @ Pittsburgh Pirates Three Rivers Stadium, Pittsburgh, PA Fri Jun 22 1984, 7:05 PM EDT Att. 20,516 - Unknown livebaseballscorecards.com AB 47 R 6 H 10 RBI 6 BB 4 SO 4 LOB 15 		
Jeff Stone, L OBP: 0.400, SLG: 0.550 (1.7)	F8			F8					4-3		4-3			6 2 2 1 0 0 3			
Von Hayes, L OBP: 0.371, SLG: 0.432 (7.9) (11.8)	PO		4-3					F7				F7		4 0 0 1 2 0 2			
Mike Schmidt, R OBP: 0.397, SLG: 0.525 (1.5)	PO	6-3							F7				K	5 1 1 1 1 2 1			
Tim Corcoran, L OBP: 0.457, SLG: 0.579 (12. PH) Ozzie Virgil, R OBP: 0.333, SLG: 0.497 (12. 2)		4-3								4-3			F8	4 1 1 0 0 0 0 1 0 0 0 0 0 0			
Sisto Lezcano, R OBP: 0.301, SLG: 0.391 (1.9) Al Holland, R OBP: 0.307, SLG: 0.397 (7.1) Larry Andersen, R OBP: 0.254, SLG: 0.324 (10.1) John Russell, R OBP: 0.250, SLG: 0.320 (13.1) Bill Campbell, R OBP: 0.250, SLG: 0.320 (13.1)													K	4 1 2 3 0 0 2 0 0 0 0 0 0 0 1 0 0 0 0 0 0 0 0 0 0 0 0 0 1 0 0 0 0 1 0 0 0 0 0 0 0 0			
John Wockenfuss, R OBP: 0.340, SLG: 0.442 (1.2) (12. 3)	E6		6-3											6 0 0 0 0 0 1			
Ivan De Jesus, R OBP: 0.301, SLG: 0.291 (1.6)			4-3											5 0 1 0 1 1 0			
Kevin Gross, R OBP: 0.091, SLG: 0.091 (1.1) Gary Maddox, R OBP: 0.341, SLG: 0.441 (7.8) Luis Aguayo, R OBP: 0.364, SLG: 0.389 (11. PR) Glenn Wilson, R OBP: 0.274, SLG: 0.376 (11.9)		1-3												2 0 1 0 0 0 3 2 0 1 0 0 0 0 0 0 0 0 0 0 0 0 0 0 0 0 0 0			
Inning Stats	R: 0 H: 0 E: 0 K: 0 S: 2	R: 0 H: 1 E: 1 K: 0 S: 5	R: 5 H: 4 E: 0 K: 0 S: 7	R: 0 H: 1 E: 0 K: 0 S: 4	R: 0 H: 1 E: 0 K: 0 S: 5	R: 0 H: 1 E: 0 K: 0 S: 4	R: 1 H: 2 E: 0 K: 0 S: 4	R: 0 H: 0 E: 0 K: 0 S: 3	R: 0 H: 0 E: 1 K: 0 S: 3	R: 0 H: 0 E: 0 K: 0 S: 3	R: 0 H: 1 E: 1 K: 0 S: 4	R: 0 H: 0 E: 0 K: 1 S: 5	R: 0 H: 0 E: 0 K: 2 S: 7	1B: 7 2B: 0 3B: 2 HR: 1		SF: 0 SAC: 1 DP: 1 HBP: 1	WP: 0 PA: 54 PB: 0 SB: 0 CS: 0
PITCHER	IP WLS BF H R ER SO ERA WHIP	IP WLS BF H R ER SO ERA WHIP	IP WLS BF H R ER SO ERA WHIP	IP WLS BF H R ER SO ERA WHIP	IP WLS BF H R ER SO ERA WHIP	IP WLS BF H R ER SO ERA WHIP	IP WLS BF H R ER SO ERA WHIP	IP WLS BF H R ER SO ERA WHIP	IP WLS BF H R ER SO ERA WHIP	IP WLS BF H R ER SO ERA WHIP	IP WLS BF H R ER SO ERA WHIP	IP WLS BF H R ER SO ERA WHIP	IP WLS BF H R ER SO ERA WHIP	IP WLS BF H R ER SO ERA WHIP		IP WLS BF H R ER SO ERA WHIP	IP WLS BF H R ER SO ERA WHIP
Lee Tunnell, R ERA: 5.29 (1.1)	2.1	15	5	5	0	3	0	0	0	1	12	24	19.29	3.429			
Cecilio Guante, R ERA: 2.29 (3.1)	6.2	25	4	1	1	1	0	1	0	0	25	30	1.35	0.750			
Kent Tekulve, R ERA: 3.9 (10.1)	1.2	6	1	0	0	0	0	0	0	6	6	0.00	0.600				
Rod Scoury, L ERA: 2.33 (11.1)	2.1	7	0	0	0	3	0	0	0	0	13	13	0.00	0.000			

Batter	1	2	3	4	5	6	7	8	9	10	11	12	13	AB R H RBI BB SO LOB	BOTTOM		
Marvell Wynne, L OBP: 0.323, SLG: 0.349 (1.8)	F8													5 1 1 0 1 1 1	Philadelphia Phillies @ Pittsburgh Pirates Three Rivers Stadium, Pittsburgh, PA Fri Jun 22 1984, 7:05 PM EDT Att. 20,516 - Unknown livebaseballscorecards.com AB 44 R 7 H 11 RBI 7 BB 6 SO 8 LOB 14 		
Lee Lacy, R OBP: 0.342, SLG: 0.453 (1.9) (11.7)	4-3													5 1 2 0 1 1 0			
Johnny Ray, S OBP: 0.347, SLG: 0.366 (1.4)														5 1 1 0 0 0 3			
Jason Thompson, L OBP: 0.345, SLG: 0.360 (1.3) Rafael Belliard, R OBP: 0.231, SLG: 0.231 (10. PR) (11.6)														3 1 2 1 1 0 0 1 0 0 0 0 0 0			
Lee Mazzilli, S OBP: 0.391, SLG: 0.282 (1.7) Bill Madlock, R OBP: 0.296, SLG: 0.303 (7. PH) Amos Otis, R OBP: 0.241, SLG: 0.254 (8.7) Rod Scoury, L OBP: 0.254, SLG: 0.254 (11.1) Don Robinson, R OBP: 0.467, SLG: 0.583 (13. PH)														2 1 0 1 1 0 1 1 0 0 0 0 0 1 1 0 0 0 0 0 1 0 0 0 0 0 0 0 0 1 0 0 1 0 0			
Milt May, L OBP: 0.286, SLG: 0.333 (1.2) Tony Peña, R OBP: 0.322, SLG: 0.415 (8.2)														3 1 2 3 0 0 1 2 0 0 0 1 0 0			
Jim Morrison, R OBP: 0.213, SLG: 0.214 (1.5) (11.3)														6 0 2 1 0 0 3			
Dale Berra, R OBP: 0.256, SLG: 0.282 (1.6) (11.5)														6 0 1 1 0 2 3			
Lee Tunnell, R OBP: 0.143, SLG: 0.143 (3.1) Cecilio Guante, R ERA: 2.39 (7.1) Benny Distefano, L OBP: 0.268, SLG: 0.412 (9. PH) Kent Tekulve, R ERA: 2.07 (10.1) Doug Frobel, L OBP: 0.259, SLG: 0.321 (11.9)														1 0 0 0 0 1 0 1 0 0 0 0 1 0 1 0 0 0 0 1 0 0 0 0 0 0 0 0 1 0 0 0 0 1 0			
Inning Stats	R: 3 H: 4 E: 0 K: 0 S: 7	R: 0 H: 0 E: 0 K: 2 S: 7	R: 0 H: 0 E: 0 K: 0 S: 3	R: 1 H: 2 E: 0 K: 0 S: 5	R: 1 H: 1 E: 0 K: 0 S: 4	R: 0 H: 0 E: 0 K: 1 S: 5	R: 1 H: 2 E: 0 K: 0 S: 5	R: 0 H: 0 E: 0 K: 1 S: 5	R: 0 H: 0 E: 0 K: 2 S: 7	R: 0 H: 1 E: 0 K: 0 S: 3	R: 0 H: 0 E: 0 K: 1 S: 5	R: 0 H: 0 E: 0 K: 1 S: 4	R: 1 H: 1 E: 1 K: 0 S: 3	1B: 10 2B: 0 3B: 0 HR: 1		SF: 1 SAC: 2 DP: 1 HBP: 0	WP: 0 PA: 53 PB: 1 SB: 2 CS: 1
PITCHER	IP WLS BF H R ER SO ERA WHIP	IP WLS BF H R ER SO ERA WHIP	IP WLS BF H R ER SO ERA WHIP	IP WLS BF H R ER SO ERA WHIP	IP WLS BF H R ER SO ERA WHIP	IP WLS BF H R ER SO ERA WHIP	IP WLS BF H R ER SO ERA WHIP	IP WLS BF H R ER SO ERA WHIP	IP WLS BF H R ER SO ERA WHIP	IP WLS BF H R ER SO ERA WHIP	IP WLS BF H R ER SO ERA WHIP	IP WLS BF H R ER SO ERA WHIP	IP WLS BF H R ER SO ERA WHIP	IP WLS BF H R ER SO ERA WHIP		IP WLS BF H R ER SO ERA WHIP	IP WLS BF H R ER SO ERA WHIP
Kevin Gross, R ERA: 2.95 (1.1)	6.1	30	9	6	6	3	2	0	0	0	34	42	8.53	1.737			
Al Holland, L ERA: 2.39 (7.1)	2.2	8	0	0	0	3	0	0	0	0	14	14	0.00	0.000			
Larry Andersen, R ERA: 2.39 (10.1)	3.0	10	1	0	0	2	2	0	0	0	12	20	0.00	1.000			
Bill Campbell, R ERA: 3.6 (13.1)	0.1	5	1	1	0	0	2	0	0	0	3	11	0.00	3.000			

Batter	1	2	3	4	5	6	7	8	9	AB	R	H	RBI	BB	SO	LOB	TOP			
Juan Samuel, R OBP: 0.345, SLG: 0.459 (1, 4)										5	1	2	0	0	1	4	Philadelphia Phillies @ Pittsburgh Pirates Three Rivers Stadium, Pittsburgh, PA Sat Jun 23 1984, 7:05 PM EDT Att: 19,014 - Unknown			
Gary Maddox, R OBP: 0.336, SLG: 0.432 (1, 8)										5	0	1	0	0	0	2				
Sixto Lezcano, R OBP: 0.389, SLG: 0.597 (1, 9)										5	2	2	1	0	0	3				
Mike Schmidt, R OBP: 0.398, SLG: 0.524 Kiko Garcia, R OBP: 0.333, SLG: 0.333 (7, 5)										4	1	2	1	0	1	0				
John Wockenfuss, R OBP: 0.340, SLG: 0.438 Tim Corcoran, L OBP: 0.458, SLG: 0.593 (7, 3)										3	0	1	0	0	1	1				
Ozzie Virgil, R OBP: 0.340, SLG: 0.497 (1, 2)										4	1	2	0	1	1	2				
Glenn Wilson, R OBP: 0.294, SLG: 0.406 Von Hayes, L OBP: 0.372, SLG: 0.430 (7, 7)										3	2	3	2	0	0	0				
Ivan De Jesus, R OBP: 0.307, SLG: 0.294 (1, 6)										4	0	2	0	1	2	3				
Jerry Koosman, R OBP: 0.065, SLG: 0.033 Al Holland, R (8, 1)										2	0	0	0	0	1	5				
Inning Stats	R: 1 E: 0 K: 1 S: 7	H: 2 LOB: 1 BB: 0 P: 7	R: 2 E: 0 K: 0 S: 6	H: 3 LOB: 1 BB: 0 P: 6	R: 0 E: 0 K: 0 S: 3	H: 0 LOB: 0 BB: 0 P: 3	R: 0 E: 0 K: 2 S: 8	H: 1 LOB: 2 BB: 1 P: 12	R: 1 E: 0 K: 1 S: 7	H: 2 LOB: 0 BB: 0 P: 7	R: 2 E: 0 K: 1 S: 8	H: 3 LOB: 3 BB: 2 P: 16	R: 0 E: 0 K: 1 S: 6	H: 2 LOB: 2 BB: 1 P: 10	R: 0 E: 0 K: 2 S: 8	H: 1 LOB: 1 BB: 0 P: 8		1B: 12 2B: 3 3B: 0 HR: 2	SF: 0 SAC: 2 DP: 1 HBP: 0	WP: 0 PB: 0 SB: 2 CS: 0
PITCHER	IP	WLS	BF	H	R	ER	SO	BB	IBB	HBP	BLK	WP	HR	S	P	ERA	WHIP			
John Candelaria, L ERA: 2.91 Don Robinson, R ERA: 4.14	(1, 1)	5.1	L	27	10	5	4	4	1	0	0	0	0	2	34	38	6.75	2.062		
(6, 1)	3.2		18	6	2	2	5	2	1	0	0	0	0	0	25	37	4.91	2.182		

Batter	1	2	3	4	5	6	7	8	9	AB	R	H	RBI	BB	SO	LOB	BOTTOM			
Marvell Wynne, L OBP: 0.334, SLG: 0.359 (1, 8)										3	2	3	0	2	0	0	Philadelphia Phillies @ Pittsburgh Pirates Three Rivers Stadium, Pittsburgh, PA Sat Jun 23 1984, 7:05 PM EDT Att: 19,014 - Unknown			
Lee Lacy, R OBP: 0.343, SLG: 0.471 (1, 9)										5	2	2	3	0	1	4				
Bill Madlock, R OBP: 0.300, SLG: 0.302 (1, 5)										4	0	1	0	1	0	1				
Jason Thompson, L OBP: 0.344, SLG: 0.358 (1, 3)										4	0	1	0	0	1	2				
Tony Peña, R OBP: 0.321, SLG: 0.416 (1, 2)										4	0	1	1	0	2	2				
Johnny Ray, S OBP: 0.346, SLG: 0.368 (1, 4)										4	1	1	0	0	0	2				
Amos Otis, R OBP: 0.235, SLG: 0.240 (1, 7)										4	0	0	0	0	0	3				
Dale Berra, R OBP: 0.257, SLG: 0.281 (1, 6)										4	0	1	1	0	0	0				
John Candelaria, L OBP: 0.296, SLG: 0.320 Don Robinson, R OBP: 0.438, SLG: 0.538 Brian Harper, R OBP: 0.258, SLG: 0.185 (9, PH)										1	0	0	0	0	1	0				
Inning Stats	R: 0 E: 0 K: 2 S: 9	H: 3 LOB: 2 BB: 0 P: 9	R: 1 E: 0 K: 0 S: 6	H: 3 LOB: 2 BB: 0 P: 6	R: 0 E: 0 K: 1 S: 5	H: 0 LOB: 0 BB: 0 P: 5	R: 0 E: 0 K: 0 S: 3	H: 0 LOB: 0 BB: 0 P: 3	R: 0 E: 0 K: 0 S: 3	H: 0 LOB: 0 BB: 0 P: 3	R: 2 E: 0 K: 1 S: 8	H: 3 LOB: 2 BB: 1 P: 12	R: 2 E: 0 K: 0 S: 4	H: 1 LOB: 0 BB: 1 P: 8	1B: 6 2B: 4 3B: 0 HR: 1	SF: 0 SAC: 1 DP: 1 HBP: 0		WP: 0 PB: 0 SB: 0 CS: 1	PA: 39	
PITCHER	IP	WLS	BF	H	R	ER	SO	BB	IBB	HBP	BLK	WP	HR	S	P	ERA	WHIP			
Jerry Koosman, L ERA: 2.98 Al Holland, L ERA: 2.65	(1, 1)	7.0	W	30	8	3	3	4	2	0	0	0	0	0	36	44	3.86	1.429		
(8, 1)	2.0		9	2	2	2	1	1	0	0	0	0	0	1	10	14	9.00	1.500		

Batter	1	2	3	4	5	6	7	8	9	AB	R	H	RBI	BB	SO	LOB	TOP					
Juan Samuel, R OBP: 0.342, SLG: 0.455 (1,4)	F9		F7	1B			F9	1-3		5	0	1	0	0	0	0						
Gary Maddox, R OBP: 0.324, SLG: 0.416 (1,8)	F9		6-3	F7			F8		G1-4-3	5	0	0	0	0	0	1						
Sixto Lezcano, R OBP: 0.396, SLG: 0.594 (1,9)										4	1	2	0	1	1	0						
Al Holland, R (9,1)	K		BB 1B	BB 1B			1B 1B		4-3	0	0	0	0	0	0	0						
Mike Schmidt, R OBP: 0.398, SLG: 0.522 (1,5)		K	BB 1B	BB 1B			1B		L5	5	0	2	0	0	2	1						
John Wockenfuss, R OBP: 0.356, SLG: 0.446 (7,1)			BB 1B	BB 1B			1B			3	1	2	0	1	1	1						
Larry Andersen, R (7,1)			BB 1B	BB 1B			FC6-4			0	0	0	0	0	0	0						
Greg Gross, L OBP: 0.457, SLG: 0.397 (9,7)		HR 1B	1-2 BB	BB			1-2 BB			0	0	0	0	0	0	0						
Ozzie Virgil, R OBP: 0.343, SLG: 0.511 (1,2)		HR	1-2 BB	BB			FC6-4			3	1	1	3	1	0	4						
Glenn Wilson, R OBP: 0.290, SLG: 0.400 (1,7)										3	0	0	0	0	1	3						
Von Hayes, L OBP: 0.375, SLG: 0.448 (8,PH)	K		F7				L1			1	1	1	1	0	0	0						
(8,7)																						
(9,9)								HR														
Ivan De Jesus, R OBP: 0.310, SLG: 0.298 (1,6)							6-3			4	0	2	0	0	1	0						
Steve Carlton, L OBP: 0.225, SLG: 0.300 (1,1)										3	0	0	0	0	1	2						
Tim Corcoran, L OBP: 0.452, SLG: 0.583 (7,3)	FC6						4-3			1	0	0	0	0	0	0						
Inning Stats	R: 0 E: 0 K: 1 S: 5	H: 0 LOB: 0 BB: 0 P: 5	R: 2 E: 0 K: 2 S: 10	H: 3 LOB: 1 BB: 0 P: 10	R: 1 E: 0 K: 0 S: 5	H: 2 LOB: 2 BB: 2 P: 13	R: 0 E: 0 K: 1 S: 6	H: 1 LOB: 1 BB: 0 P: 6	R: 0 E: 0 K: 2 S: 7	H: 0 LOB: 1 BB: 1 P: 11	R: 0 E: 0 K: 0 S: 3	H: 1 LOB: 0 BB: 0 P: 3	R: 0 E: 0 K: 0 S: 6	H: 3 LOB: 3 BB: 0 P: 6	R: 1 E: 0 K: 1 S: 6	H: 1 LOB: 0 BB: 0 P: 6	R: 0 E: 0 K: 0 S: 3	H: 0 LOB: 0 BB: 0 P: 3	1B: 9 2B: 0 3B: 0 HR: 2	SF: 0 SAC: 0 DP: 0 HBP: 0	WP: 0 PB: 0 SB: 0 CS: 1	PA: 40
PITCHER	IP	WLS	BF	H	R	ER	SO	BB	IBB	HBP	BLK	WP	HR	S	P	ERA	WHIP					
John Tudor, L ERA: 3.19 (1,1)	6.2	L	32	10	3	3	6	3	0	0	0	0	1	41	53	4.05	1.950					
Kent Tekulve, R ERA: 3.89 (7,1)	2.1		8	1	1	1	1	0	0	0	0	0	1	10	10	3.86	0.429					

Philadelphia Phillies @ Pittsburgh Pirates
Three Rivers Stadium, Pittsburgh, PA
Sun Jun 24 1984, 3:33 AM EDT
Att: 17,749 - Unknown

AB 37
R 4
H 11
RBI 4
BB 3
SO 7
LOB 12



Batter	1	2	3	4	5	6	7	8	9	AB	R	H	RBI	BB	SO	LOB	BOTTOM				
Marvell Wynne, L OBP: 0.335, SLG: 0.357 (1,8)	P5		P6	FC5-4 1B			6-3			4	0	1	1	1	0	1					
Lee Lacy, R OBP: 0.351, SLG: 0.475 (1,9)				FC5-4						5	0	3	0	0	0	4					
Brian Harper, R OBP: 0.294, SLG: 0.207 (1,7)										2	0	1	0	1	0	2					
Benny Distefano, L OBP: 0.263, SLG: 0.404 (7,PH)										1	0	0	0	0	0	1					
Jim Morrison, R OBP: 0.210, SLG: 0.211 (9,PH)										1	0	0	0	0	0	2					
Bill Madlock, R OBP: 0.299, SLG: 0.301 (1,5)	F3									4	0	1	0	0	0	4					
Tony Peña, R OBP: 0.316, SLG: 0.409 (1,2)										4	0	0	0	0	0	2					
Lee Mazzilli, S OBP: 0.348, SLG: 0.281 (1,3)										4	1	1	0	0	0	1					
Johnny Ray, S OBP: 0.348, SLG: 0.374 (1,4)										4	1	2	0	0	0	0					
Dale Berra, R OBP: 0.258, SLG: 0.279 (1,6)										2	0	0	0	1	0	1					
Doug Frobel, L OBP: 0.248, SLG: 0.319 (9,PH)										1	0	0	0	0	0	0					
John Tudor, L OBP: 0.297, SLG: 0.306 (1,1)										3	0	1	1	0	0	2					
Kent Tekulve, R (7,1)										0	0	0	0	0	0	0					
Mitt May, L OBP: 0.302, SLG: 0.333 (9,PH)										0	0	0	0	1	0	0					
Rafael Belliard, R OBP: 0.231, SLG: 0.231 (9,FR)										0	0	0	0	0	0	0					
Inning Stats	R: 0 E: 0 K: 0 S: 3	H: 1 LOB: 1 BB: 1 P: 7	R: 0 E: 0 K: 0 S: 4	H: 1 LOB: 0 BB: 0 P: 4	R: 0 E: 0 K: 0 S: 5	H: 2 LOB: 2 BB: 1 P: 10	R: 0 E: 0 K: 0 S: 4	H: 0 LOB: 0 BB: 0 P: 3	R: 0 E: 0 K: 0 S: 4	H: 1 LOB: 1 BB: 0 P: 4	R: 0 E: 0 K: 0 S: 3	H: 0 LOB: 0 BB: 0 P: 3	R: 0 E: 0 K: 0 S: 3	H: 0 LOB: 2 BB: 2 P: 11	R: 0 E: 0 K: 0 S: 3	H: 0 LOB: 2 BB: 2 P: 11	1B: 8 2B: 2 3B: 0 HR: 0	SF: 0 SAC: 0 DP: 1 HBP: 0	WP: 0 PB: 0 SB: 1 CS: 1	PA: 39	
PITCHER	IP	WLS	BF	H	R	ER	SO	BB	IBB	HBP	BLK	WP	HR	S	P	ERA	WHIP				
Steve Carlton, L ERA: 3.15 (1,1)	6.1	W	28	9	2	2	0	2	0	0	0	0	0	7	11	0.00	1.000				
Larry Andersen, R ERA: 2.52 (7,1)	2.0		8	1	0	0	0	1	0	0	0	0	0	7	11	0.00	1.000				
Al Holland, L ERA: 2.61 (9,1)	0.2	S	3	0	0	0	0	1	0	0	0	0	0	2	6	0.00	1.500				

Philadelphia Phillies @ Pittsburgh Pirates
Three Rivers Stadium, Pittsburgh, PA
Sun Jun 24 1984, 3:33 AM EDT
Att: 17,749 - Unknown

AB 35
R 2
H 10
RBI 2
BB 4
SO 0
LOB 20



Batter	1	2	3	4	5	6	7	8	9	AB	R	H	RBI	BB	SO	LOB	TOP					
Wally Backman, S OBP: 0.365, SLG: 0.330	0-0 2B	0-0 1B		4-0 FC4-6 BB	0-0 1-3		0-0 3-1			4	0	2	1	1	0	0	New York Mets @ Philadelphia Phillies Veterans Stadium, Philadelphia, PA Mon Jun 25 1984, 7:05 PM EDT Att: 26,090 - Unknown					
Mookie Wilson, S OBP: 0.303, SLG: 0.370	0-3 K	0-0 F9		0-0 FC4-6 HR		0-0 1B	0-0 F2			5	2	1	0	0	1	4						
Keith Hernandez, L OBP: 0.383, SLG: 0.423	4-0 BB		0-0 BB 1B	0-0 HR		4-0 1B 1B		0-0 F9		3	3	2	3	2	0	0						
Darryl Strawberry, L OBP: 0.358, SLG: 0.439	0-3 K		4-0 BB 1B	WP S FC BB		0-3 K		0-3 K		3	2	0	0	2	3	4						
George Foster, R OBP: 0.266, SLG: 0.396	0-3 K		0-0 F9	FC FC4-6		0-0 1B		0-0 2B		5	0	2	2	0	1	4						
Jesse Orosco, R OBP: 0.667, SLG: 0.333	0-3 K		0-0 F9	1-H FC4-6		1-2 2-H 1B		0-0 2B		0	0	0	0	0	0	0						
Mike Fitzgerald, R OBP: 0.291, SLG: 0.272		0-0 E 1B	4-0 1B 2-3 BB	0-0 FC4-6		0-0 1B		0-0 5-3		4	1	2	1	1	0	2						
Ron Gardenhire, R OBP: 0.231, SLG: 0.271	0-3 K		0-0 1B	0-3 K		0-3 K		0-0 F9		5	0	1	2	0	3	4						
José Oquendo, S OBP: 0.271, SLG: 0.238	0-3 K		0-0 F3		0-0 F9	0-0 F7		0-3 K		5	0	0	0	0	2	4						
Ron Darling, R OBP: 0.152, SLG: 0.161	0-0 E7 1B		0-0 FC4-6 HR	2B		0-3 K		0-0 4-3		4	2	2	0	0	1	0						
Tim Leary, R OBP: 0.250, SLG: 0.625								0-0 4-3		0	0	0	0	0	0	0						
Danny Heep, L OBP: 0.362, SLG: 0.492	1-H 1B									1	0	0	0	0	0	0						
Inning Stats	R: 0 E: 0 K: 3 S: 10	H: 1 LOB: 2 BB: 1 P: 14	R: 2 E: 1 K: 2 S: 10	H: 3 LOB: 1 BB: 0 P: 10	R: 2 E: 0 K: 0 S: 4	H: 2 LOB: 1 BB: 2 P: 12	R: 4 E: 0 K: 1 S: 8	H: 2 LOB: 1 BB: 2 P: 16	R: 0 E: 0 K: 1 S: 5	H: 0 LOB: 0 BB: 0 P: 5	R: 2 E: 0 K: 2 S: 10	H: 3 LOB: 2 BB: 1 P: 14	R: 0 E: 0 K: 0 S: 3	H: 0 LOB: 0 BB: 0 P: 3	R: 0 E: 0 K: 1 S: 6	H: 1 LOB: 1 BB: 0 P: 6	R: 0 E: 0 K: 1 S: 5	H: 0 LOB: 0 BB: 0 P: 5	1B: 7 2B: 4 3B: 0 HR: 1	SF: 0 SAC: 0 DP: 0 HBP: 0	WP: 1 PB: 0 SB: 3 CS: 0	PA: 45
PITCHER	IP WLS BF H R ER SO BB IBB HBP BLK WP HR S P ERA WHIP	IP WLS BF H R ER SO BB IBB HBP BLK WP HR S P ERA WHIP	IP WLS BF H R ER SO BB IBB HBP BLK WP HR S P ERA WHIP	IP WLS BF H R ER SO BB IBB HBP BLK WP HR S P ERA WHIP	IP WLS BF H R ER SO BB IBB HBP BLK WP HR S P ERA WHIP	IP WLS BF H R ER SO BB IBB HBP BLK WP HR S P ERA WHIP	IP WLS BF H R ER SO BB IBB HBP BLK WP HR S P ERA WHIP	IP WLS BF H R ER SO BB IBB HBP BLK WP HR S P ERA WHIP	IP WLS BF H R ER SO BB IBB HBP BLK WP HR S P ERA WHIP	IP WLS BF H R ER SO BB IBB HBP BLK WP HR S P ERA WHIP	IP WLS BF H R ER SO BB IBB HBP BLK WP HR S P ERA WHIP	IP WLS BF H R ER SO BB IBB HBP BLK WP HR S P ERA WHIP	IP WLS BF H R ER SO BB IBB HBP BLK WP HR S P ERA WHIP	IP WLS BF H R ER SO BB IBB HBP BLK WP HR S P ERA WHIP	IP WLS BF H R ER SO BB IBB HBP BLK WP HR S P ERA WHIP	IP WLS BF H R ER SO BB IBB HBP BLK WP HR S P ERA WHIP						
Charles Hudson, R ERA: 5.11	3.0 L	19 7	6 4	5 5	4 0	0 0	0 0	0 0	0 0	25 41	12.00 3.667											
Jim Kerr, R ERA: 9.64	2.0	9	1	2	2	2	1	0	0	0	9.00	1.000										
Dave Wehrmeister, R ERA: 6.92	2.0	10	3	2	2	2	1	0	0	0	9.00	2.000										
Bill Campbell, R ERA: 3.45	2.0	7	1	0	0	2	0	0	0	0	0.00	0.500										
Batter	1	2	3	4	5	6	7	8	9	AB	R	H	RBI	BB	SO	LOB	BOTTOM					
Juan Samuel, R OBP: 0.343, SLG: 0.455	0-3 K		0-0 1B		0-0 6-3		4-0 3B BB	0-3 K		2	0	1	0	0	1	0	New York Mets @ Philadelphia Phillies Veterans Stadium, Philadelphia, PA Mon Jun 25 1984, 7:05 PM EDT Att: 26,090 - Unknown					
Luis Aguayo, R OBP: 0.360, SLG: 0.350	0-0 K		0-0 2B 1B		0-0 4-3 2B	0-0 1B 3B	0-0 FC6-4 1B			5	2	4	1	0	0	0						
Jeff Stone, L OBP: 0.480, SLG: 0.720	0-0 1-3		0-0 2B 1B		0-0 4-3 2B	0-3 K	0-3 K			5	0	1	1	0	2	3						
Von Hayes, L OBP: 0.371, SLG: 0.447	0-0 G3		0-0 2B		0-0 4-3 2-3	0-0 K	0-0 K			3	1	0	0	2	0	2						
Mike Schmidt, R OBP: 0.398, SLG: 0.516		0-0 6-3	0-0 6-3		4-0 BB	4-0 1B 1B HBP BB	0-0 FC6-4			3	1	0	0	2	0	2						
Tim Corcoran, L OBP: 0.474, SLG: 0.587	4-0 1B BB		0-0 1B		0-3 K	0-0 HBP 1B	0-0 FC5-4 BB			3	0	2	1	2	1	2						
Gary Maddox, R OBP: 0.327, SLG: 0.415	0-0 1B		0-0 P4		0-0 5-3	0-0 HBP 1B	0-0 P3			5	0	2	0	0	0	2						
Ozzie Virgil, R OBP: 0.340, SLG: 0.503	0-0 F9		0-3 K		0-0 FC5-4 1B	0-0 P3	0-0 F8			5	0	1	0	0	1	7						
Ivan De Jesus, R OBP: 0.309, SLG: 0.294	0-3 K		0-3 K		0-0 FC5-4	1-0 HBP	0-0 FC5-4			3	0	0	1	0	2	4						
Kiko Garcia, R OBP: 0.323, SLG: 0.321					1-2 2-3 3-H 0-0	1-2 2-3 3-H 0-0	1-2 2-3 3-H 0-0			1	0	0	0	0	0	1						
Charles Hudson, S OBP: 0.133, SLG: 0.200			0-0 4-3		0-0 HR		0-0 F3			1	0	0	0	0	0	0						
John Russell, R OBP: 0.333, SLG: 0.633										0	0	0	0	0	0	0						
Dave Wehrmeister, R ERA: 6.92										1	1	1	0	0	0	0						
Glenn Wilson, R OBP: 0.270, SLG: 0.338										1	0	0	0	0	0	1						
Bill Campbell, R ERA: 3.45										0	0	0	0	0	0	0						
Inning Stats	R: 0 E: 0 K: 1 S: 5	H: 0 LOB: 0 BB: 0 P: 5	R: 0 E: 0 K: 1 S: 6	H: 1 LOB: 1 BB: 1 P: 10	R: 1 E: 0 K: 0 S: 5	H: 3 LOB: 0 BB: 0 P: 5	R: 0 E: 0 K: 2 S: 8	H: 1 LOB: 1 BB: 0 P: 8	R: 1 E: 0 K: 1 S: 7	H: 2 LOB: 2 BB: 1 P: 11	R: 0 E: 0 K: 0 S: 4	H: 1 LOB: 1 BB: 0 P: 4	R: 3 E: 0 K: 1 S: 8	H: 3 LOB: 3 BB: 2 P: 17	R: 0 E: 0 K: 2 S: 8	H: 1 LOB: 1 BB: 0 P: 8	R: 0 E: 0 K: 0 S: 3	H: 0 LOB: 1 BB: 1 P: 7	1B: 8 2B: 2 3B: 1 HR: 1	SF: 0 SAC: 0 DP: 0 HBP: 1	WP: 0 PB: 0 SB: 0 CS: 0	PA: 44
PITCHER	IP WLS BF H R ER SO BB IBB HBP BLK WP HR S P ERA WHIP	IP WLS BF H R ER SO BB IBB HBP BLK WP HR S P ERA WHIP	IP WLS BF H R ER SO BB IBB HBP BLK WP HR S P ERA WHIP	IP WLS BF H R ER SO BB IBB HBP BLK WP HR S P ERA WHIP	IP WLS BF H R ER SO BB IBB HBP BLK WP HR S P ERA WHIP	IP WLS BF H R ER SO BB IBB HBP BLK WP HR S P ERA WHIP	IP WLS BF H R ER SO BB IBB HBP BLK WP HR S P ERA WHIP	IP WLS BF H R ER SO BB IBB HBP BLK WP HR S P ERA WHIP	IP WLS BF H R ER SO BB IBB HBP BLK WP HR S P ERA WHIP	IP WLS BF H R ER SO BB IBB HBP BLK WP HR S P ERA WHIP	IP WLS BF H R ER SO BB IBB HBP BLK WP HR S P ERA WHIP	IP WLS BF H R ER SO BB IBB HBP BLK WP HR S P ERA WHIP	IP WLS BF H R ER SO BB IBB HBP BLK WP HR S P ERA WHIP	IP WLS BF H R ER SO BB IBB HBP BLK WP HR S P ERA WHIP	IP WLS BF H R ER SO BB IBB HBP BLK WP HR S P ERA WHIP	IP WLS BF H R ER SO BB IBB HBP BLK WP HR S P ERA WHIP						
Ron Darling, R ERA: 3.93	1.1																					
Tim Leary, R ERA: 4.25	0.2	4	1	0	0	0	0	0	1	0	0.00	1.500										
Jesse Orosco, L ERA: 1.95	2.0	8	1	0	0	2	1	0	0	0	0.00	1.000										

Batter	1	2	3	4	5	6	7	8	9	AB	R	H	RBI	BB	SO	LOB	TOP										
Wally Backman, S (1, 4) OBP: 0.363, SLG: 0.328	0-0 6-3		0-0 G3		0-0 1B		0-0 4-3			4	0	1	0	0	0	1	New York Mets @ Philadelphia Phillies Veterans Stadium, Philadelphia, PA Tue Jun 26 1984, 7:05 PM EDT Att: 28,347 - Unknown										
Mookie Wilson, S (1, 8) OBP: 0.305, SLG: 0.369	0-3 K		0-0 1B		0-3 K			1-0 G6-4-3 HBP		3	0	1	0	0	2	1											
Keith Hernandez, L (1, 3) OBP: 0.384, SLG: 0.422	0-0 1B		4-0 1-2 G6-3 BB		0-0 4-3			0-0 F8		3	0	1	0	1	0	2											
Danny Heep, L (1, 9) OBP: 0.347, SLG: 0.470 Jerry Martin, R (8, PH) OBP: 0.133, SLG: 0.241	0-0 1-3		0-0 1-2 G6-3		0-3 K			0-0 G6-4-3 1-2		3	0	0	0	0	1	3											
George Foster, R (1, 7) OBP: 0.266, SLG: 0.393		0-0 4-3		0-0 4-3		0-0 F9			0-0 1B 1B	4	0	1	0	0	0	0											
Mike Fitzgerald, R (1, 2) OBP: 0.290, SLG: 0.271		0-0 1B 1B		0-0 6-3		0-0 P4			0-3 K	4	0	1	0	0	1	1											
Ron Gardenhire, R (1, 5) OBP: 0.239, SLG: 0.278		0-3 K		0-0 FC6 1B			0-0 F8		0-0 1-2 1B	4	0	2	0	0	1	1											
José Oquendo, S (1, 6) OBP: 0.277, SLG: 0.241 Kelvin Chapman, R (9, PH) OBP: 0.375, SLG: 0.380		0-0 1-3 1B		0-0 FC6 1-2		0-0 S BB			0-0 P6	2	0	1	0	1	0	1											
Walt Terrell, L (1, 1) OBP: 0.154, SLG: 0.184 Rusty Staub, L (7, PH) OBP: 0.419, SLG: 0.385 Tom Gorman, L (7, 1) Junior Ortiz, R (9, PH) OBP: 0.222, SLG: 0.220		0-0 G3		0-0 5-3		0-3 K 1-2			0-3 K	2	0	0	0	0	2	2											
Inning Stats	R: 0 E: 0 K: 1 S: 6	H: 1 LOB: 1 BB: 0 P: 6	R: 0 E: 0 K: 1 S: 7	H: 2 LOB: 2 BB: 0 P: 7	R: 0 E: 0 K: 0 S: 3	H: 1 LOB: 1 BB: 1 P: 7	R: 0 E: 0 K: 0 S: 4	H: 1 LOB: 1 BB: 0 P: 4	R: 0 E: 0 K: 1 S: 5	H: 0 LOB: 0 BB: 0 P: 5	R: 0 E: 0 K: 1 S: 5	H: 0 LOB: 1 BB: 1 P: 9	R: 0 E: 0 K: 0 S: 2	H: 0 LOB: 0 BB: 0 P: 3	R: 0 E: 0 K: 2 S: 9	H: 2 LOB: 2 BB: 0 P: 9		1B: 8 2B: 0 3B: 0 HR: 0	SF: 0 SAC: 0 DP: 2 HBP: 1	WP: 0 PB: 0 SB: 2 CS: 0	PA: 36						
PITCHER	IP	WLS	BF	H	R	ER	SO	BB	IBB	HBP	BLK	WP	HR	S	P	ERA	WHIP										
Kevin Gross, R (1, 1) ERA: 2.61	7.0	W	29	6	0	0	5	2	0	1	0	0	0	36	45	0.00	1.143										
Al Holland, L (8, 1) ERA: 2.52	2.0	S	7	2	0	0	2	0	0	0	0	0	0	11	11	0.00	1.000										

livebaseballscores.com



Batter	1	2	3	4	5	6	7	8	9	AB	R	H	RBI	BB	SO	LOB	BOTTOM										
Juan Samuel, R (1, 4) OBP: 0.348, SLG: 0.466	0-0 F8		0-0 1B G1-6-3 1B		4-0 1B BB		0-0 HR			3	2	2	1	1	0	0	New York Mets @ Philadelphia Phillies Veterans Stadium, Philadelphia, PA Tue Jun 26 1984, 7:05 PM EDT Att: 28,347 - Unknown										
Jeff Stone, L (1, 7) OBP: 0.517, SLG: 0.759	0-0 BB 2B		0-0 1-3 1B G1-6-3 1B		0-0 1-2 CS 1B		0-3 K			4	0	3	0	0	1	0											
Von Hayes, L (1, 9) OBP: 0.369, SLG: 0.440	4-0 BB BB		0-0 1-2 3-H G1-6-3		0-0 P5		0-0 1-3			3	0	0	0	1	0	2											
Mike Schmidt, R (1, 5) OBP: 0.396, SLG: 0.523	0-3 K		0-0 HR		0-0 CS 1-2		0-0 F9		0-0 5-3	4	1	1	1	0	1	2											
Tim Corcoran, L (1, 3) OBP: 0.476, SLG: 0.576	4-0 1-2 2-3 BB		0-0 1B		0-0 F7		0-3 K			3	0	1	0	1	1	0											
Gary Maddox, R (1, 8) OBP: 0.325, SLG: 0.411	0-0 P4		0-0 F7		0-0 1B 1B		0-0 F8			4	0	1	0	0	0	4											
Ozzie Virgil, R (1, 2) OBP: 0.340, SLG: 0.500		0-0 F7		0-0 F2		0-0 1-2 1B				3	0	1	0	0	0	0											
Ivan De Jesus, R (1, 6) OBP: 0.309, SLG: 0.295		0-0 G6-4-3 1B		0-0 F9		0-3 K				3	0	1	0	0	1	2											
Kevin Gross, R (1, 1) OBP: 0.071, SLG: 0.071 Al Holland, R (8, 1)		0-0 G6-4-3		0-3 K		0-3 K				3	0	0	0	0	2	1											
Inning Stats	R: 0 E: 0 K: 1 S: 6	H: 1 LOB: 3 BB: 2 P: 14	R: 0 E: 0 K: 0 S: 3	H: 1 LOB: 0 BB: 0 P: 3	R: 2 E: 0 K: 0 S: 6	H: 4 LOB: 1 BB: 0 P: 6	R: 0 E: 0 K: 1 S: 5	H: 0 LOB: 0 BB: 0 P: 5	R: 0 E: 0 K: 1 S: 2	H: 2 LOB: 2 BB: 0 P: 7	R: 1 E: 0 K: 2 S: 8	H: 1 LOB: 0 BB: 0 P: 8	R: 0 E: 0 K: 1 S: 5	H: 0 LOB: 0 BB: 0 P: 5	1B: 7 2B: 1 3B: 0 HR: 2	SF: 0 SAC: 0 DP: 2 HBP: 0		WP: 0 PB: 0 SB: 0 CS: 1	PA: 34								
PITCHER	IP	WLS	BF	H	R	ER	SO	BB	IBB	HBP	BLK	WP	HR	S	P	ERA	WHIP										
Walt Terrell, R (1, 1) ERA: 3.23	6.0	L	26	9	2	2	3	3	0	0	0	0	1	29	41	3.00	2.000										
Tom Gorman, L (7, 1) ERA: 2.82	2.0		7	1	1	1	3	0	0	0	0	0	1	13	13	4.50	0.500										

livebaseballscores.com



Batter	1	2	3	4	5	6	7	8	9	AB	R	H	RBI	BB	SO	LOB	TOP		
Wally Backman, S OBP: 0.357, SLG: 0.322	G4-1			G3		1-3	1-3			4	0	0	0	0	0	2	New York Mets @ Philadelphia Phillies Veterans Stadium, Philadelphia, PA Wed Jun 27 1984, 7:05 PM EDT Att: 35,151 - Unknown		
Mookie Wilson, S OBP: 0.305, SLG: 0.379	6-3			4-3		HR		1-3		4	1	1	1	0	0				
Keith Hernandez, L OBP: 0.382, SLG: 0.419	F7			F7		1B	1B	4-3		4	0	1	0	0	0				
George Foster, R OBP: 0.270, SLG: 0.395		K			1B	1B	1-2	1B	5-3	4	0	2	0	0	1	0			
Danny Heep, L OBP: 0.342, SLG: 0.457	F7				1B	4-3			F7	4	0	1	0	0	0	2			
Mike Fitzgerald, R OBP: 0.282, SLG: 0.263	K				F9			6-3	F9	4	0	0	0	0	1	2			
Ron Gardenhire, R OBP: 0.239, SLG: 0.277			4-3		K			1B	1B	4	0	1	0	0	1	2			
José Oquendo, S OBP: 0.273, SLG: 0.237			F8		P5			F8		3	0	0	0	0	0	3			
Dwight Gooden, R OBP: 0.116, SLG: 0.121			6-3					F7		1	0	0	0	0	0	0			
Ron Hodges, L OBP: 0.279, SLG: 0.149								1-2	1B	1	0	0	0	0	0	0			
Brent Gaff, R OBP: 0.279, SLG: 0.149										0	0	0	0	0	0	0			
Rusty Staub, L OBP: 0.286, SLG: 0.437										1	0	1	0	0	0	0			
Ron Darling, R OBP: 0.162, SLG: 0.161										0	0	0	0	0	0	0			
Tim Leary, R OBP: 0.220, SLG: 0.625										0	0	0	0	0	0	0			
Inning Stats	R: 0 E: 0 K: 0 S: 3	H: 0 LOB: 0 BB: 0 P: 3	R: 0 E: 0 K: 2 S: 7	H: 0 LOB: 0 BB: 0 P: 7	R: 0 E: 0 K: 0 S: 3	H: 0 LOB: 0 BB: 0 P: 3	R: 0 E: 0 K: 0 S: 3	H: 0 LOB: 0 BB: 0 P: 3	R: 1 E: 0 K: 0 S: 6	H: 3 LOB: 2 BB: 0 P: 6	R: 0 E: 0 K: 0 S: 5	H: 2 LOB: 2 BB: 0 P: 5	R: 0 E: 0 K: 0 S: 3	H: 0 LOB: 0 BB: 0 P: 3	R: 0 E: 0 K: 0 S: 3	H: 0 LOB: 0 BB: 0 P: 3	1B: 6 2B: 0 3B: 0 HR: 1	SF: 0 SAC: 0 DP: 0 HBP: 0	WP: 0 PA: 34 CS: 0
PITCHER	IP WLS BF H R ER SO BB IBB HBP BLK WP HR S P ERA WHIP																		
Marty Bystrom, R ERA: 5.08	(1, 1) 6.2 W 27 7 1 1 3 0 0 0 0 0 1 33 33 1.35 1.050																		
Larry Andersen, R ERA: 2.37	(7, 1) 2.1 S 7 0 0 0 0 0 0 0 0 0 0 7 7 0.00 0.000																		

Batter	1	2	3	4	5	6	7	8	9	AB	R	H	RBI	BB	SO	LOB	BOTTOM		
Juan Samuel, R OBP: 0.352, SLG: 0.472	K	K				3B	2B	S	1B	5	1	3	0	0	2	2	New York Mets @ Philadelphia Phillies Veterans Stadium, Philadelphia, PA Wed Jun 27 1984, 7:05 PM EDT Att: 35,151 - Unknown		
Jeff Stone, L OBP: 0.471, SLG: 0.735	5-3		5-3		1B	3B	1-2	6-3		5	1	1	1	0	0	2			
Von Hayes, L OBP: 0.371, SLG: 0.439	S	BB	G3		S	S	1B	F5		3	1	1	1	1	0	1			
Mike Schmidt, R OBP: 0.401, SLG: 0.521	BB	BB			3H	S	1B	F8		1	1	0	0	3	0	1			
Kiko Garcia, R OBP: 0.323, SLG: 0.321	1-2	BB			1-2	S	1B	F8		0	0	0	0	0	0	0			
Tim Corcoran, L OBP: 0.465, SLG: 0.557	3-1		G3		1H	2H	1B	1B	6-3	4	1	1	2	0	0	3			
Gary Maddox, R OBP: 0.323, SLG: 0.407		F8		K		1-2	1B	K2-3		4	0	1	0	0	2	0			
Ozzie Virgil, R OBP: 0.333, SLG: 0.490		K		K		F8		6-3		4	0	0	0	0	2	2			
Ivan De Jesus, R OBP: 0.312, SLG: 0.298		1B		F8		1-2	2H	G3		4	0	2	1	0	0	0			
Marty Bystrom, R OBP: 0.158, SLG: 0.211		1-2			F8			K		3	0	1	0	0	1	2			
Larry Andersen, R ERA: 4.06					K					1	0	0	0	0	1	0			
Inning Stats	R: 0 E: 0 K: 1 S: 5	H: 0 LOB: 2 BB: 2 P: 13	R: 0 E: 0 K: 2 S: 9	H: 2 LOB: 0 BB: 0 P: 9	R: 0 E: 0 K: 2 S: 7	H: 0 LOB: 1 BB: 1 P: 7	R: 0 E: 0 K: 2 S: 7	H: 0 LOB: 0 BB: 0 P: 7	R: 5 E: 0 K: 1 S: 11	H: 6 LOB: 2 BB: 1 P: 15	R: 0 E: 0 K: 0 S: 4	H: 1 LOB: 1 BB: 0 P: 4	R: 0 E: 0 K: 1 S: 5	H: 0 LOB: 0 BB: 0 P: 5	R: 0 E: 0 K: 1 S: 6	H: 1 LOB: 1 BB: 0 P: 6	1B: 8 2B: 1 3B: 1 HR: 0	SF: 0 SAC: 0 DP: 0 HBP: 0	WP: 0 PA: 38 CS: 0
PITCHER	IP WLS BF H R ER SO BB IBB HBP BLK WP HR S P ERA WHIP																		
Dwight Gooden, R ERA: 2.89	(1, 1) 5.0 L 27 8 5 0 0 0 4 0 0 0 0 0 35 51 9.00 2.400																		
Brent Gaff, R ERA: 1.99	(6, 1) 1.0 4 1 0 0 0 0 0 0 0 0 0 4 4 0.00 1.000																		
Tim Leary, R ERA: 4.06	(7, 1) 2.0 7 1 0 0 2 0 0 0 0 0 0 0 11 11 0.00 0.500																		

Batter	1	2	3	4	5	6	7	8	9	AB	R	H	RBI	BB	SO	LOB	TOP										
Bill Doran, S OBP: 0.327, SLG: 0.332 (1, 6)	4-0 CS BB		0-0 P4		0-0 F8		0-3 K	0-0 P6		4	0	0	0	1	1	3											
Enos Cabell, R OBP: 0.350, SLG: 0.428 (1, 3)	0-0 1B 1-2		0-0 P4		0-0 F9		0-0 G5-3		0-0 SH5-4 E	5	1	2	0	0	0	2											
Phil Garner, R OBP: 0.305, SLG: 0.277 Craig Reynolds, L OBP: 0.291, SLG: 0.399 (1, 4) (9, 6)	0-0 F8		0-0 6-3		0-0 6-3			4-0 FC6 1B BB	4-0 SH5-4 E BB	3	2	0	0	2	0	1											
Jose Cruz, L OBP: 0.329, SLG: 0.377 (1, 7)	0-0 1B 1-2			0-0 1B E HBP		0-0 6-3		0-0 E 1B	0-0 SH5-4	4	2	3	0	0	0	0											
Kevin Bass, S OBP: 0.266, SLG: 0.320 (1, 8)	0-0 F9			0-0 E6 HBP FC5-2 1B		0-0 1B		0-0 F8	0-0 E8 CS 2B	5	0	2	2	0	0	5											
Ray Knight, R OBP: 0.272, SLG: 0.309 (1, 5)		0-0 4-3		0-0 FC5-2 HBP CS 1B		0-0 F7		0-0 FC6 1B E	0-3 K 2-H 3-H	5	1	1	0	0	1	4											
Terry Puhl, L OBP: 0.368, SLG: 0.395 (1, 9)		0-3 K		1-0 CS FC5-2 HBP		0-0 1-3		0-0 E9 1B		3	1	1	3	0	1	1											
Alan Ashby, S OBP: 0.301, SLG: 0.268 (1, 2)		0-0 1B		0-0 FC5-2 CS		0-0 1-2 2-3 3-H		0-0 G5-3 1B	0-0 F2	4	0	2	0	0	0	4											
Vern Ruhle, R OBP: 0.154, SLG: 0.083 Joe Sambito, L OBP: 0.247, SLG: 0.248 Jim Pankovits, R OBP: 0.247, SLG: 0.248 Mike Madden, L OBP: 0.247, SLG: 0.248 Jerry Mumphy, S OBP: 0.247, SLG: 0.248 Bill Dawley, R OBP: 0.247, SLG: 0.248 (1, 1) (6, 1) (7, Ph) (7, 1) (8, Ph) (8, 1)		0-3 K		0-3 K		0-0 1-2 2-3 3-H		0-0 1-2 1B	0-0 1B	2	0	0	0	0	2	4											
Inning Stats	R: 0 E: 0 K: 0 S: 4	H: 2 LOB: 2 BB: 1 P: 8	R: 0 E: 0 K: 2 S: 8	H: 1 LOB: 1 BB: 0 P: 8	R: 0 E: 0 K: 1 S: 3	H: 0 LOB: 0 BB: 0 P: 3	R: 1 E: 1 K: 1 S: 7	H: 2 LOB: 2 BB: 0 P: 8	R: 0 E: 0 K: 0 S: 3	H: 0 LOB: 0 BB: 0 P: 3	R: 0 E: 0 K: 0 S: 4	H: 1 LOB: 1 BB: 0 P: 4	R: 0 E: 0 K: 1 S: 6	H: 2 LOB: 1 BB: 0 P: 6	R: 4 E: 2 K: 0 S: 7	H: 3 LOB: 1 BB: 1 P: 11	R: 2 E: 1 K: 1 S: 6	H: 2 LOB: 0 BB: 1 P: 10	1B: 12 2B: 1 3B: 0 HR: 0	SF: 0 SAC: 1 DP: 1 HBP: 1	WP: 0 PB: 0 SB: 1 CS: 5	PA: 42					
PITCHER	IP	WLS	BF	H	R	ER	SO	BB	IBB	HBP	BLK	WP	HR	S	P	ERA	WHIP										
Jerry Koosman, L ERA: 2.8 (1, 1)	6.0		27	8	1	0	3	1	0	1	0	0	0	31	36	0.00	1.500										
Bill Campbell, R ERA: 3.54 (7, 1)	1.1		7	2	4	1	1	1	0	0	0	0	0	8	12	6.75	2.250										
Al Holland, L ERA: 2.77 (8, 1)	1.2	L	8	3	2	2	1	1	0	0	0	0	0	9	13	10.80	2.400										

Houston Astros @ Philadelphia Phillies
Veterans Stadium, Philadelphia, PA
Thu Jun 28 1984, 7:05 PM EDT
Att: 25,742 - Unknown

AB	37
R	7
H	13
RBI	6
BB	3
SO	5
LOB	24



Batter	1	2	3	4	5	6	7	8	9	AB	R	H	RBI	BB	SO	LOB	BOTTOM										
Juan Samuel, R OBP: 0.353, SLG: 0.478 (1, 4)	4-0 G4-6-3 E BB	0-0 5-3		0-0 HR		0-0 E6 1B	0-0 P5			4	3	1	1	1	0	3											
Jeff Stone, L OBP: 0.462, SLG: 0.692 Garry Maddox, R OBP: 0.323, SLG: 0.407 (1, 7) (9, 8)	0-0 G4-6-3 1B		0-3 K	0-0 4-3		0-0 E6 1B		0-0 G3		5	1	2	1	0	1	0											
Von Hayes, L OBP: 0.372, SLG: 0.438 (1, 8) (9, 7)	0-0 G4-6-3 1-2 2-3		0-0 2B 1B		0-0 4-3	0-0 FC1-4 1B		0-0 4-3		5	0	2	2	0	0	2											
Mike Schmidt, R OBP: 0.406, SLG: 0.533 Kiko Garcia, R OBP: 0.303, SLG: 0.300 (1, 5) (6, PR) (6, 5)	1-0 E HBP		0-0 2B	0-0 1B 2B		0-0 1B 2B	0-0 FC1-4 BB	0-3 K		2	0	2	0	0	0	0											
Tim Corcoran, L OBP: 0.473, SLG: 0.548 (1, 3)	0-0 E6 FC5-4		0-0 IBB		0-0 1B	0-0 FC6-4 BB		0-0 F8		3	0	1	1	2	0	1											
Sixto Lezcano, R OBP: 0.384, SLG: 0.572 (1, 9)	0-0 FC5-4 1-2		0-3 K		0-0 F9	0-0 FC6-4		0-0 F9		5	0	0	0	0	1	9											
Ozzie Virgil, R OBP: 0.355, SLG: 0.490 John Wockenfuss, R OBP: 0.346, SLG: 0.432 (1, 2) (5, 2)		0-0 1B	0-3 K		0-3 K		0-0 5-3		0-0 F9	2	0	1	0	0	1	3											
Ivan De Jesus, R OBP: 0.315, SLG: 0.305 (1, 6)		0-3 K		0-0 5-3		0-0 SH1-4 1B	0-0 2B			4	1	2	0	0	1	1											
Jerry Koosman, R OBP: 0.063, SLG: 0.032 Bill Campbell, R OBP: 0.063, SLG: 0.032 Al Holland, R OBP: 0.063, SLG: 0.032 (1, 1) (7, 1) (8, 1)		0-0 SH2-6-3		0-3 K		0-0 SH1-4	0-0 F8			1	0	0	0	0	1	0											
Inning Stats	R: 1 E: 1 K: 0 S: 4	H: 1 LOB: 2 BB: 1 P: 9	R: 0 E: 0 K: 1 S: 6	H: 1 LOB: 0 BB: 0 P: 6	R: 0 E: 0 K: 3 S: 11	H: 2 LOB: 3 BB: 1 P: 15	R: 1 E: 0 K: 1 S: 6	H: 1 LOB: 0 BB: 0 P: 6	R: 1 E: 0 K: 0 S: 7	H: 2 LOB: 2 BB: 0 P: 7	R: 3 E: 1 K: 0 S: 7	H: 3 LOB: 2 BB: 1 P: 11	R: 0 E: 0 K: 0 S: 4	H: 1 LOB: 1 BB: 0 P: 4	R: 0 E: 0 K: 1 S: 5	H: 0 LOB: 0 BB: 0 P: 5	R: 0 E: 0 K: 0 S: 3	H: 0 LOB: 0 BB: 0 P: 3	1B: 7 2B: 3 3B: 0 HR: 1	SF: 0 SAC: 2 DP: 1 HBP: 1	WP: 0 PB: 0 SB: 3 CS: 0	PA: 43					
PITCHER	IP	WLS	BF	H	R	ER	SO	BB	IBB	HBP	BLK	WP	HR	S	P	ERA	WHIP										
Vern Ruhle, R ERA: 3.67 (1, 1)	5.1		29	9	6	4	6	1	1	1	0	0	0	3	7	0.00	3.000										
Joe Sambito, L ERA: 1.0 (6, 1)	0.2		4	1	0	0	0	1	0	0	0	0	0	3	7	0.00	3.000										
Mike Madden, L ERA: 4.95 (7, 1)	1.0		4	1	0	0	0	0	0	0	0	0	0	4	4	0.00	1.000										
Bill Dawley, R ERA: 2.23 (8, 1)	2.0	W	6	0	0	0	1	0	0	0	0	0	0	8	8	0.00	0.000										

Houston Astros @ Philadelphia Phillies
Veterans Stadium, Philadelphia, PA
Thu Jun 28 1984, 7:05 PM EDT
Att: 25,742 - Unknown

AB	37
R	6
H	11
RBI	5
BB	3
SO	7
LOB	23



Batter	1	2	3	4	5	6	7	8	9	AB	R	H	RBI	BB	SO	LOB	TOP							
Bill Doran, S OBP: 0.335, SLG: 0.338 Jim Pankovits, R OBP: 0.375, SLG: 0.433 (7, PH) (7, 4)	0-0 1B FC5-2 1B		0-0 1B FC5-4 1B		4-0 WP 1B 1B BB		0-3 K 2			2	2	2	0	1	0	0								
Craig Reynolds, L OBP: 0.290, SLG: 0.397 (1, 6)	0-3 K 1		0-0 1-3 FC5-4 1B		0-3 K 2		0-3 K 3			4	0	1	0	0	3	2								
Enos Cabell, R OBP: 0.357, SLG: 0.434 (1, 3)	0-0 1-3 FC5-2 1B		0-0 1-2 FC5-4 4-3 1-2 3-H		0-0 1-2 1B 1B			0-0 G4-6-3 1B		4	0	3	1	0	0	1								
Jose Cruz, L OBP: 0.328, SLG: 0.375 (1, 7)	0-0 1-2 FC5-2 FC4-6 3-H		0-0 1-2 4-3		0-0 2-H 1B 1B			0-0 1-2 G4-6-3 2		4	0	1	1	0	0	4								
Jerry Mumphy, S OBP: 0.354, SLG: 0.384 (1, 8)	0-0 1-2 FC4-6		0-0 K		0-3 K 3			0-0 F9		4	0	0	0	0	2	5								
Kevin Bass, S OBP: 0.285, SLG: 0.318 (1, 9)		0-0 P4		0-3 K 1		0-3 K 1			0-0 4-3 1B	4	0	1	0	0	2	0								
Ray Knight, R OBP: 0.268, SLG: 0.304 (1, 5)		0-3 K 2		0-0 P4 2		0-0 F9 2			0-0 F2 1	4	0	0	0	0	1	1								
Alan Ashby, S OBP: 0.305, SLG: 0.265 Julio Solano, R (4, 1) Phil Garner, R OBP: 0.304, SLG: 0.275 (6, PH) Mike Madden, L OBP: 0.429, SLG: 0.333 (6, 1) Denny Walling, L OBP: 0.339, SLG: 0.426 (9, PH) Bob Knepper, L OBP: 0.200, SLG: 0.222 Mark Bailey, S OBP: 0.295, SLG: 0.313 (4, 2)		4-0 BB		0-0 P4 3		0-0 F9 3			0-0 4-3 1-2 2	1	0	0	0	1	0	0								
		0-3 K 3		0-0 F8 1		0-0 F8 1			0-0 P4 3	1	0	0	0	0	1	1								
										3	0	0	0	0	0	1								
Inning Stats	R: 0 E: 0 K: 1 S: 7	H: 2 LOB: 2 BB: 0 P: 7	R: 0 E: 0 K: 2 S: 7	H: 0 LOB: 1 BB: 1 P: 11	R: 1 E: 0 K: 1 S: 7	H: 2 LOB: 1 BB: 0 P: 7	R: 0 E: 0 K: 1 S: 5	H: 0 LOB: 0 BB: 0 P: 5	R: 1 E: 0 K: 2 S: 9	H: 2 LOB: 2 BB: 1 P: 13	R: 0 E: 0 K: 1 S: 5	H: 0 LOB: 0 BB: 0 P: 5	R: 0 E: 0 K: 2 S: 7	H: 0 LOB: 0 BB: 0 P: 7	R: 0 E: 0 K: 0 S: 3	H: 1 LOB: 0 BB: 0 P: 3	R: 0 E: 0 K: 0 S: 4	H: 1 LOB: 1 BB: 0 P: 4	1B: 8 2B: 0 3B: 0 HR: 0	SF: 0 SAC: 0 DP: 1 HBP: 0	WP: 1 PB: 0 SB: 0 CS: 0	PA: 36		
PITCHER	IP WLS BF H R ER SO BB IBB HBP BLK WP HR S P ERA WHIP	8.0 W 33 8 2 2 10 2 0 0 0 1 0 51 59 2.25 1.250	1.0 3 0 0 0 0 0 0 0 0 0 0 0 3 3 0.00 0.000																					

Houston Astros @ Philadelphia Phillies
Veterans Stadium, Philadelphia, PA
Fri Jun 29 1984, 7:05 PM EDT
Att: 25,056 - Unknown

AB	34
R	2
H	8
RBI	2
BB	2
SO	10
LOB	16



Batter	1	2	3	4	5	6	7	8	9	AB	R	H	RBI	BB	SO	LOB	BOTTOM							
Juan Samuel, R OBP: 0.354, SLG: 0.479 (1, 4)	0-0 CS 1B		0-0 F8 1	0-3 K 2		0-0 S 2B 1B				4	1	2	0	0	1	3								
Garry Maddox, R OBP: 0.333, SLG: 0.418 (1, 8)	4-0 1-2 1B BB		0-0 P6 1	0-0 1-3 2-H HR 1B		0-0 1-H 2B 2B				3	1	2	2	1	0	1								
Glenn Wilson, R OBP: 0.288, SLG: 0.420 (1, 7)	0-0 1-2 1B		0-0 1-2 FC6-4 1B	0-0 1-H 3-H HR 1B		0-0 6-3 3				4	1	3	3	0	0	1								
Sixto Lezcano, R OBP: 0.374, SLG: 0.556 (1, 9)	0-0 F2 2		0-0 1-2 FC6-4 1B	0-0 F7 3		0-0 5-3 1				4	0	0	0	0	0	4								
John Wockenfuss, R OBP: 0.349, SLG: 0.433 Greg Gross, L OBP: 0.444, SLG: 0.383 (5, PH) (6, 3)	0-3 K 3		0-0 HR 1B	0-0 HR 1B	0-0 3-1 1	0-0 4-3 2				2	1	1	0	0	1	2								
Ozzie Virgil, R OBP: 0.333, SLG: 0.500 (1, 2)		0-0 4-3 1	0-0 1-H HR 1B	0-0 HR 1B	0-3 K 2	0-3 K 3				4	1	1	2	0	2	0								
Luis Aguayo, R OBP: 0.379, SLG: 0.375 (1, 6)		0-0 4-3 2	0-0 1B 1B	0-3 K 3		0-0 G6-4-3 1B				4	1	2	0	0	1	0								
Kiko Garcia, R OBP: 0.297, SLG: 0.294 (1, 5)		0-0 F8 3	0-0 1B HR 1B	0-0 1-2 HR 1B		0-3 K 1		0-0 1-2 G6-4-3 2		4	1	1	0	0	1	1								
Steve Carlton, L OBP: 0.227, SLG: 0.295 Larry Andersen, R (9, 1)			0-0 1B 1B	0-3 K 1		0-3 K 2		0-0 4-3 3		4	0	1	0	0	2	2								
										0	0	0	0	0	0	0								
Inning Stats	R: 0 E: 0 K: 1 S: 6	H: 2 LOB: 1 BB: 1 P: 10	R: 0 E: 0 K: 0 S: 3	H: 0 LOB: 0 BB: 0 P: 3	R: 0 E: 0 K: 0 S: 5	H: 2 LOB: 2 BB: 0 P: 5	R: 0 E: 0 K: 2 S: 13	H: 6 LOB: 0 BB: 0 P: 13	R: 0 E: 0 K: 2 S: 7	H: 0 LOB: 0 BB: 0 P: 7	R: 1 E: 0 K: 2 S: 9	H: 2 LOB: 1 BB: 0 P: 9	R: 0 E: 0 K: 1 S: 5	H: 0 LOB: 0 BB: 0 P: 5	R: 0 E: 0 K: 0 S: 3	H: 1 LOB: 0 BB: 0 P: 3	1B: 10 2B: 1 3B: 0 HR: 2	SF: 0 SAC: 0 DP: 1 HBP: 0	WP: 0 PB: 0 SB: 1 CS: 1	PA: 36				
PITCHER	IP WLS BF H R ER SO BB IBB HBP BLK WP HR S P ERA WHIP	3.2 L 21 10 6 6 3 10 6 6 3 0 0 8 8 0.00 3.000	1.1 4 0 0 0 2 0 0 0 0 0 0 0 8 8 0.00 0.000	3.0 11 3 1 1 3 0 0 0 0 0 0 0 17 17 3.00 1.000																				

Houston Astros @ Philadelphia Phillies
Veterans Stadium, Philadelphia, PA
Fri Jun 29 1984, 7:05 PM EDT
Att: 25,056 - Unknown

AB	35
R	7
H	13
RBI	7
BB	1
SO	8
LOB	14



Batter	1	2	3	4	5	6	7	8	9	AB	R	H	RBI	BB	SO	LOB	TOP					
Bill Doran, S OBP: 0.336, SLG: 0.341 (1, 4)										4	1	1	0	1	1	1	Houston Astros @ Philadelphia Phillies Veterans Stadium, Philadelphia, PA Sat Jun 30 1984, 7:05 PM EDT Att: 23,483 - Unknown					
Craig Reynolds, L OBP: 0.292, SLG: 0.395 (1, 6)										4	0	1	0	1	0	3						
Denny Walling, L OBP: 0.318, SLG: 0.397 Ray Knight, R OBP: 0.271, SLG: 0.307 (1, 5) (7, 5)										4	0	0	0	0	3	3						
Jose Cruz, L OBP: 0.332, SLG: 0.383 (1, 7)										5	2	3	2	0	0	2						
Jerry Mumphrey, S OBP: 0.351, SLG: 0.381 (1, 8)										5	1	1	0	0	0	4						
Enos Cabell, R OBP: 0.360, SLG: 0.441 (1, 3)										4	1	2	1	0	0	1						
Terry Puhl, L OBP: 0.376, SLG: 0.421 (1, 9)										4	1	3	3	0	0	1						
Mark Bailey, S OBP: 0.294, SLG: 0.307 (1, 2)										3	0	0	0	1	2	3						
Michael LaCoss, R Dave Smith, R (1, 1) (7, 1)										2	0	0	1	0	1	2						
Inning Stats	R: 0 E: 1 K: 1 S: 5	H: 0 LOB: 1 BB: 1 P: 9	R: 2 E: 0 K: 1 S: 8	H: 3 LOB: 1 BB: 0 P: 8	R: 0 E: 0 K: 0 S: 3	H: 1 LOB: 0 BB: 0 P: 3	R: 0 E: 0 K: 1 S: 6	H: 1 LOB: 1 BB: 0 P: 6	R: 0 E: 0 K: 2 S: 8	H: 1 LOB: 1 BB: 0 P: 8	R: 1 E: 0 K: 0 S: 5	H: 2 LOB: 2 BB: 1 P: 9	R: 0 E: 0 K: 1 S: 5	H: 0 LOB: 0 BB: 0 P: 5	R: 2 E: 0 K: 1 S: 7	H: 2 LOB: 0 BB: 2 P: 7		R: 2 E: 0 K: 0 S: 4	H: 2 LOB: 1 BB: 2 P: 12	1B: 8 2B: 3 3B: 0 HR: 1	SF: 1 SAC: 0 DP: 2 HBP: 0	WP: 0 PB: 0 SB: 2 CS: 0
PITCHER	IP	WLS	BF	H	R	ER	SO	BB	IBB	HBP	BLK	WP	HR	S	P	ERA	WHIP					
Charles Hudson, R ERA: 5.03 (1, 1)	5.0	L	21	6	2	2	5	1	0	0	0	0	0	30	34	3.60	1.400					
Bill Campbell, R ERA: 3.96 (6, 1)	3.0		14	4	3	3	2	0	1	0	0	0	1	17	21	9.00	1.333					
Jim Kern, R ERA: 10.45 (9, 1)	1.0		6	2	2	2	0	2	0	0	0	0	0	4	12	18.00	4.000					

AB	36
R	7
H	12
RBI	7
BB	4
SO	7
LOB	20



Batter	1	2	3	4	5	6	7	8	9	AB	R	H	RBI	BB	SO	LOB	BOTTOM				
Juan Samuel, R OBP: 0.356, SLG: 0.479 (1, 4)										4	0	2	0	0	1	0	Houston Astros @ Philadelphia Phillies Veterans Stadium, Philadelphia, PA Sat Jun 30 1984, 7:05 PM EDT Att: 23,483 - Unknown				
Jeff Stone, L OBP: 0.442, SLG: 0.651 (1, 7)										4	0	1	0	0	0	2					
Von Hayes, L OBP: 0.370, SLG: 0.432 (1, 9)										3	0	0	0	1	2	0					
Tim Corcoran, L OBP: 0.463, SLG: 0.526 (1, 3)										3	0	0	0	1	0	2					
Ozzie Virgil, R OBP: 0.332, SLG: 0.495 (1, 2)										4	0	1	0	0	1	1					
Gary Maddox, R OBP: 0.333, SLG: 0.417 (1, 8)										3	0	1	0	0	0	2					
Kiko Garcia, R OBP: 0.282, SLG: 0.278 Greg Gross, L OBP: 0.438, SLG: 0.377 Luis Aguayo, R OBP: 0.379, SLG: 0.375 (1, 5) (7, PH) (8, 5)										2	0	0	0	0	1	2					
Ivan De Jesus, R OBP: 0.315, SLG: 0.306 (1, 6)										3	0	1	0	0	0	0					
Charles Hudson, S OBP: 0.129, SLG: 0.194 Sixto Lezcano, R OBP: 0.372, SLG: 0.552 Bill Campbell, R Glenn Wilson, R OBP: 0.288, SLG: 0.418 Jim Kern, R (1, 1) (5, PH) (6, 1) (8, PH) (9, 1)										1	0	0	0	0	1	0					
Inning Stats	R: 0 E: 0 K: 1 S: 5	H: 1 LOB: 1 BB: 1 P: 9	R: 0 E: 0 K: 0 S: 3	H: 1 LOB: 0 BB: 0 P: 3	R: 0 E: 0 K: 0 S: 3	H: 0 LOB: 0 BB: 0 P: 3	R: 0 E: 0 K: 1 S: 7	H: 2 LOB: 2 BB: 0 P: 7	R: 0 E: 0 K: 1 S: 5	H: 1 LOB: 1 BB: 0 P: 5	R: 0 E: 0 K: 1 S: 5	H: 0 LOB: 1 BB: 1 P: 9	R: 0 E: 0 K: 1 S: 6	H: 1 LOB: 1 BB: 0 P: 6	R: 0 E: 0 K: 1 S: 5	H: 0 LOB: 0 BB: 0 P: 5		1B: 6 2B: 0 3B: 0 HR: 0	SF: 0 SAC: 0 DP: 2 HBP: 0	WP: 0 PB: 0 SB: 1 CS: 1	PA: 32
PITCHER	IP	WLS	BF	H	R	ER	SO	BB	IBB	HBP	BLK	WP	HR	S	P	ERA	WHIP				
Michael LaCoss, R ERA: 2.74 Dave Smith, R ERA: 2.0 (1, 1) (7, 1)	6.0	W	22	5	0	0	4	2	0	0	0	0	0	16	16	0.00	0.333				



Batter	1	2	3	4	5	6	7	8	9	AB	R	H	RBI	BB	SO	LOB	TOP								
Bill Doran, S OBP: 0.340, SLG: 0.336 (1, 4)	4-3		4-3					FC6-4		3	0	0	0	3	0	3	Houston Astros @ Philadelphia Phillies Veterans Stadium, Philadelphia, PA Sun Jul 01 1984, 3:33 AM EDT Att: 24,737 - Unknown								
Craig Reynolds, L OBP: 0.293, SLG: 0.398 (1, 6)	1B 5-3 BB		1B 3B		3-4-1			F5		5	2	1	0	1	0	5									
Denny Walling, L OBP: 0.347, SLG: 0.460 (1, 5) (5, 3)	1B 5-3 1B		1B E BB					F8		5	4	3	1	1	0	0									
Jose Cruz, L OBP: 0.338, SLG: 0.392 (1, 7)	5-3		E FC6-4 1B					E6 HR		6	4	4	2	0	0	1									
Jerry Mumphrey, S OBP: 0.356, SLG: 0.408 Kevin Bass, S OBP: 0.262, SLG: 0.315 (1, 8) (6, 8)	FC5-4 1B		E4 FC6-4					4-3 HR		4	2	3	6	0	0	1									
Enos Cabell, R OBP: 0.359, SLG: 0.436 Ray Knight, R OBP: 0.273, SLG: 0.305 (1, 3) (5, 5)	FC5-4		FC6-4					4-3 HR		2	1	0	1	1	0	2									
Terry Puhl, L OBP: 0.372, SLG: 0.426 (1, 9)			3-1					P5		1	0	0	0	1	0	0									
Mark Bailey, S OBP: 0.297, SLG: 0.301 (1, 2)	F5		3-1					P5		5	0	1	1	0	1	3									
Joe Niekro, R OBP: 0.195, SLG: 0.175 (1, 1)	6-3							K		3	0	0	0	2	1	0									
Inning Stats	R: 2 E: 0 K: 0 S: 5	H: 2 LOB: 1 BB: 1 P: 9	R: 0 E: 0 K: 0 S: 3	H: 0 LOB: 0 BB: 0 P: 3	R: 3 E: 1 K: 0 S: 6	H: 2 LOB: 1 BB: 1 P: 10	R: 0 E: 0 K: 2 S: 7	H: 0 LOB: 1 BB: 1 P: 11	R: 4 E: 1 K: 1 S: 8	H: 3 LOB: 2 BB: 3 P: 20	R: 2 E: 0 K: 0 S: 5	H: 2 LOB: 0 BB: 0 P: 5	R: 0 E: 0 K: 0 S: 3	H: 0 LOB: 1 BB: 1 P: 7	R: 2 E: 0 K: 1 S: 8	H: 3 LOB: 3 BB: 2 P: 16		R: 0 E: 0 K: 0 S: 4	H: 1 LOB: 1 BB: 0 P: 4	1B: 7 2B: 1 3B: 2 HR: 3	SF: 0 SAC: 0 DP: 1 HBP: 0	WP: 0 PB: 0 SB: 0 CS: 0	PA: 50		
PITCHER	IP	WLS	BF	H	R	ER	SO	BB	IBB	HBP	BLK	WP	HR	S	P	ERA	WHIP								
Kevin Gross, R ERA: 3.41 (1, 1)	4.0	L	24	6	9	7	2	4	0	0	0	0	2	24	40	15.75	2.500								
Dave Wehrmeister, R ERA: 7.2 (5, 1)	2.0		10	3	2	2	1	2	0	0	0	0	1	10	18	9.00	2.500								
Jim Kern, R ERA: 10.22 (7, 1)	2.0		12	3	2	2	1	3	0	0	0	0	0	11	23	9.00	3.000								
Bill Campbell, R ERA: 3.78 (9, 1)	1.0		4	1	0	0	0	0	0	0	0	0	0	4	4	0.00	1.000								

Batter	1	2	3	4	5	6	7	8	9	AB	R	H	RBI	BB	SO	LOB	BOTTOM								
Juan Samuel, R OBP: 0.353, SLG: 0.474 Luis Aguayo, R OBP: 0.367, SLG: 0.360 (1, 4) (7, 4)	F8		1-3					4-3		3	0	0	0	0	0	1	Houston Astros @ Philadelphia Phillies Veterans Stadium, Philadelphia, PA Sun Jul 01 1984, 3:33 AM EDT Att: 24,737 - Unknown								
Jeff Stone, L OBP: 0.447, SLG: 0.638 (1, 7)	G3							2-3 1B		4	0	2	0	0	0	0									
Von Hayes, L OBP: 0.364, SLG: 0.424 (1, 9)	K2-3							2-3		4	0	0	0	0	1	2									
Mike Schmidt, R OBP: 0.407, SLG: 0.532 Jim Kern, R (1, 5) (7, 1)	F8							4-3		2	0	1	0	0	0	0									
John Wockenfuss, R OBP: 0.355, SLG: 0.433 Bill Campbell, R (8, PH) (9, 1)	F8							4-3		0	0	0	0	0	0	0									
Tim Corcoran, L OBP: 0.455, SLG: 0.506 (1, 3)	4-3							BB		0	0	0	0	0	0	0									
Gary Maddox, R OBP: 0.331, SLG: 0.413 (1, 8)	5-3							F9		3	1	0	0	1	0	3									
Ozzie Virgil, R OBP: 0.329, SLG: 0.491 John Russell, R OBP: 0.375, SLG: 0.875 (1, 2) (6, 2)			P4					6-3		2	0	0	0	0	1	1									
Ivan De Jesus, R OBP: 0.314, SLG: 0.309 (1, 6)								F9		2	0	0	0	0	0	0									
Kevin Gross, R OBP: 0.067, SLG: 0.067 Dave Wehrmeister, R (1, 1) (5, 1)								F9		1	0	0	0	0	0	1									
Glenn Wilson, R OBP: 0.294, SLG: 0.414 Greg Gross, L OBP: 0.432, SLG: 0.371 (5, 5) (6, PH)								F3		0	0	0	0	0	0	0									
Inning Stats	R: 0 E: 0 K: 1 S: 5	H: 0 LOB: 0 BB: 0 P: 5	R: 0 E: 0 K: 0 S: 3	H: 0 LOB: 0 BB: 0 P: 3	R: 0 E: 0 K: 1 S: 6	H: 1 LOB: 1 BB: 0 P: 6	R: 0 E: 0 K: 0 S: 4	H: 1 LOB: 1 BB: 0 P: 4	R: 0 E: 0 K: 0 S: 4	H: 1 LOB: 1 BB: 0 P: 4	R: 1 E: 0 K: 0 S: 4	H: 1 LOB: 1 BB: 1 P: 8	R: 0 E: 0 K: 0 S: 4	H: 1 LOB: 2 BB: 1 P: 8	R: 0 E: 0 K: 0 S: 3	H: 0 LOB: 0 BB: 0 P: 3	1B: 4 2B: 2 3B: 0 HR: 0	SF: 0 SAC: 0 DP: 0 HBP: 0	WP: 0 PB: 0 SB: 0 CS: 0	PA: 35					
PITCHER	IP	WLS	BF	H	R	ER	SO	BB	IBB	HBP	BLK	WP	HR	S	P	ERA	WHIP								
Joe Niekro, R ERA: 2.83 (1, 1)	9.0	W	35	6	1	1	3	2	0	0	0	0	0	39	47	1.00	0.889								

AB	41
R	13
H	13
RBI	13
BB	9
SO	4
LOB	19



AB	33
R	1
H	6
RBI	1
BB	2
SO	3
LOB	14



Batter	1	2	3	4	5	6	7	8	9	AB	R	H	RBI	BB	SO	LOB	TOP								
Eric Davis, R OBP: 0.250, SLG: 0.385 (1, 8)										4	0	0	0	0	3	0	Cincinnati Reds @ Philadelphia Phillies Veterans Stadium, Philadelphia, PA Mon Jul 02 1984, 7:05 PM EDT Att: 21,381 - Unknown								
Dave Concepcion, R OBP: 0.288, SLG: 0.319 (1, 6)										3	0	0	0	0	0	0									
Cesar Cedeno, R OBP: 0.350, SLG: 0.457 (1, 7)										3	0	0	0	0	0	0									
Dave Parker, L OBP: 0.320, SLG: 0.391 (1, 9)										3	0	1	0	0	0	0									
Tony Perez, R OBP: 0.281, SLG: 0.337 (1, 3)										3	0	0	0	0	0	1									
Nick Esasky, R OBP: 0.281, SLG: 0.358 (1, 5)										3	0	1	0	0	1	0									
Ron Oester, S OBP: 0.269, SLG: 0.269 (1, 4)										3	0	0	0	0	1	1									
Brad Gulden, L OBP: 0.250, SLG: 0.313 (1, 2)										2	0	0	0	0	0	0									
Tom Lawless, R OBP: 0.296, SLG: 0.281 (9, PH)										1	0	0	0	0	0	0									
Tom Hume, R OBP: 0.231, SLG: 0.167 (1, 1)										2	0	0	0	0	1	0									
John Franco, L (7, 1)										0	0	0	0	0	0	0									
Gary Redus, R OBP: 0.365, SLG: 0.390 (9, PH)										1	0	0	0	0	1	0									
Inning Stats	R: 0 E: 0 K: 1 S: 5	H: 0 LOB: 0 BB: 0 P: 5	R: 0 E: 0 K: 0 S: 3	H: 0 LOB: 0 BB: 0 P: 3	R: 0 E: 0 K: 0 S: 3	H: 0 LOB: 0 BB: 0 P: 3	R: 0 E: 0 K: 1 S: 5	H: 0 LOB: 0 BB: 0 P: 5	R: 0 E: 0 K: 0 S: 4	H: 2 LOB: 1 BB: 0 P: 4	R: 0 E: 0 K: 0 S: 7	H: 0 LOB: 0 BB: 0 P: 7	R: 0 E: 0 K: 0 S: 3	H: 0 LOB: 0 BB: 0 P: 3	R: 0 E: 0 K: 2 S: 7	H: 0 LOB: 0 BB: 0 P: 7	R: 0 E: 0 K: 1 S: 5	H: 0 LOB: 0 BB: 0 P: 5	1B: 2 2B: 0 3B: 0 HR: 0	SF: 0 SAC: 0 DP: 1 HBP: 0	WP: 0 PB: 0 SB: 0 CS: 0	PA: 28			
PITCHER	IP	WLS	BF	H	R	ER	SO	BB	IBB	HBP	BLK	WP	HR	S	P	ERA	WHIP								
Shane Rawley, L ERA: 5.33 (1, 1)	7.0	W	22	2	0	0	4	0	0	0	0	0	0	30	30	0.00	0.286								
Al Holland, L ERA: 2.67 (8, 1)	2.0		6	0	0	0	3	0	0	0	0	0	0	12	12	0.00	0.000								

AB	28
R	0
H	2
RBI	0
BB	0
SO	7
LOB	2



Batter	1	2	3	4	5	6	7	8	9	AB	R	H	RBI	BB	SO	LOB	BOTTOM									
Juan Samuel, R OBP: 0.355, SLG: 0.475 (1, 4)										4	1	2	0	0	0	0	Cincinnati Reds @ Philadelphia Phillies Veterans Stadium, Philadelphia, PA Mon Jul 02 1984, 7:05 PM EDT Att: 21,381 - Unknown									
Jeff Stone, L OBP: 0.451, SLG: 0.627 (1, 7)										4	1	2	0	0	0	1										
Von Hayes, L OBP: 0.358, SLG: 0.417 (1, 8)										4	0	0	0	0	0	3										
Mike Schmidt, R OBP: 0.409, SLG: 0.532 (1, 5)										2	0	1	1	0	1	0										
Kiko Garcia, R OBP: 0.275, SLG: 0.270 (8, 5)										1	0	0	0	0	1	1										
Tim Corcoran, L OBP: 0.451, SLG: 0.500 (1, 3)										3	0	1	0	0	1	1										
Glenn Wilson, R OBP: 0.284, SLG: 0.427 (1, 9)										3	1	1	1	0	0	2										
Ozzie Virgil, R OBP: 0.329, SLG: 0.502 (1, 2)										3	1	1	1	0	1	0										
Ivan De Jesus, R OBP: 0.314, SLG: 0.309 (1, 6)										3	0	1	0	0	0	0										
Shane Rawley, R (1, 1)										2	0	0	0	0	1	0										
Greg Gross, L OBP: 0.432, SLG: 0.371 (7, PH)										0	0	0	0	0	0	0										
John Wockenfuss, R OBP: 0.351, SLG: 0.429 (7, PH)										1	0	0	0	0	0	1										
Al Holland, R (8, 1)										0	0	0	0	0	0	0										
Inning Stats	R: 1 E: 0 K: 1 S: 6	H: 1 LOB: 0 BB: 0 P: 6	R: 1 E: 0 K: 1 S: 6	H: 1 LOB: 0 BB: 0 P: 6	R: 0 E: 0 K: 1 S: 5	H: 0 LOB: 0 BB: 0 P: 5	R: 0 E: 0 K: 0 S: 3	H: 1 LOB: 0 BB: 0 P: 4	R: 0 E: 0 K: 0 S: 5	H: 0 LOB: 0 BB: 0 P: 5	R: 1 E: 0 K: 0 S: 5	H: 2 LOB: 1 BB: 0 P: 5	R: 1 E: 0 K: 0 S: 4	H: 2 LOB: 0 BB: 0 P: 4	R: 0 E: 0 K: 1 S: 6	H: 2 LOB: 1 BB: 0 P: 6	R: 0 E: 0 K: 1 S: 6	H: 2 LOB: 1 BB: 0 P: 6	1B: 7 2B: 0 3B: 0 HR: 2	SF: 0 SAC: 0 DP: 2 HBP: 1	WP: 0 PB: 0 SB: 3 CS: 1	PA: 31				
PITCHER	IP	WLS	BF	H	R	ER	SO	BB	IBB	HBP	BLK	WP	HR	S	P	ERA	WHIP									
Tom Hume, R ERA: 5.81 (1, 1)	6.1	L	26	7	4	4	4	0	0	1	0	0	0	2	33	34	5.68	1.105								
John Franco, L ERA: 3.29 (7, 1)	1.2		5	2	0	0	1	0	0	0	0	0	0	7	7	0.00	1.200									

AB	30
R	4
H	9
RBI	3
BB	0
SO	5
LOB	9



Batter	1	2	3	4	5	6	7	8	9	AB	R	H	RBI	BB	SO	LOB	TOP										
Eric Davis, R OBP: 0.244, SLG: 0.432 (1, 8)										5	1	2	0	1	1		Cincinnati Reds @ Philadelphia Phillies Veterans Stadium, Philadelphia, PA Tue Jul 03 1984, 7:05 PM EDT Att: 63,816 - Unknown										
Tom Lawless, R OBP: 0.303, SLG: 0.290 (1, 4)										5	1	2	0	0	0												
Cesar Cedeno, R OBP: 0.345, SLG: 0.447 (1, 7)										5	1	1	0	0	0	1											
Dave Parker, L OBP: 0.316, SLG: 0.386 (1, 9)										4	0	0	1	0	1	2											
Tony Perez, R OBP: 0.290, SLG: 0.344 (1, 3)										4	1	2	1	0	1	0											
Dave Concepcion, R OBP: 0.288, SLG: 0.316 (1, 6)										3	0	0	0	1	0	2											
Nick Esasky, R OBP: 0.297, SLG: 0.360 (1, 5)										2	0	1	0	1	0	0											
Wayne Krenchicki, L OBP: 0.312, SLG: 0.456 (7, 5)										1	0	1	0	0	0	0											
Dann Bilardello, R OBP: 0.311, SLG: 0.299 (1, 2)										4	1	1	0	0	1	5											
Charlie Puleo, R OBP: 0.250, SLG: 0.500 (8, PH)										2	1	1	2	0	1	2											
Dan Driessen, L OBP: 0.377, SLG: 0.383 (8, PH)										1	0	0	0	0	0	1											
Ted Power, R OBP: 0.317, SLG: 0.383 (8, 1)										0	0	0	0	0	0	0											
Inning Stats	R: 0 E: 0 K: 2 S: 8	H: 1 LOB: 1 BB: 0 P: 8	R: 0 E: 0 K: 1 S: 5	H: 0 LOB: 2 BB: 2 P: 13	R: 2 E: 1 K: 0 S: 6	H: 3 LOB: 1 BB: 0 P: 6	R: 0 E: 0 K: 0 S: 4	H: 1 LOB: 1 BB: 0 P: 4	R: 0 E: 0 K: 0 S: 3	H: 0 LOB: 0 BB: 0 P: 3	R: 4 E: 0 K: 0 S: 7	H: 4 LOB: 0 BB: 0 P: 7	R: 0 E: 0 K: 1 S: 5	H: 0 LOB: 0 BB: 0 P: 5	R: 0 E: 0 K: 1 S: 6	H: 1 LOB: 1 BB: 0 P: 6	R: 0 E: 0 K: 0 S: 3	H: 0 LOB: 0 BB: 0 P: 3	1B: 7 2B: 2 3B: 0 HR: 1	SF: 0 SAC: 1 DP: 0 HBP: 0	WP: 0 PA: 39 PB: 0 SB: 1 CS: 0						
PITCHER	IP	WLS	BF	H	R	ER	SO	BB	IBB	HBP	BLK	WP	HR	S	P	ERA	WHIP										
Jerry Koosman, L ERA: 3.07 (1, 1)	6.0	L	29	9	6	5	3	2	0	0	0	0	1	33	41	7.50	1.833										
Bill Campbell, R ERA: 3.64 (7, 1)	2.0		7	1	0	0	2	0	0	0	0	0	0	11	11	0.00	0.500										
Larry Andersen, R ERA: 2.25 (9, 1)	1.0		3	0	0	0	0	0	0	0	0	0	0	3	3	0.00	0.000										

Batter	1	2	3	4	5	6	7	8	9	AB	R	H	RBI	BB	SO	LOB	BOTTOM										
Juan Samuel, R OBP: 0.350, SLG: 0.468 (1, 4)										5	0	0	0	0	0	0	Cincinnati Reds @ Philadelphia Phillies Veterans Stadium, Philadelphia, PA Tue Jul 03 1984, 7:05 PM EDT Att: 63,816 - Unknown										
Jeff Stone, L OBP: 0.482, SLG: 0.630 (1, 7)										3	1	2	0	2	0	0											
Von Hayes, L OBP: 0.363, SLG: 0.418 (1, 8)										4	0	2	0	1	0	2											
Mike Schmidt, R OBP: 0.406, SLG: 0.526 (1, 5)										3	0	0	1	1	2	3											
Tim Corcoran, L OBP: 0.449, SLG: 0.529 (1, 3)										5	2	2	1	0	0	3											
Glenn Wilson, R OBP: 0.288, SLG: 0.443 (1, 9)										4	1	2	0	0	2	1											
Ozzie Virgil, R OBP: 0.328, SLG: 0.511 (1, 2)										4	1	1	2	0	0	2											
Ivan De Jesus, R OBP: 0.317, SLG: 0.312 (1, 6)										4	0	2	1	0	2	1											
Jerry Koosman, R OBP: 0.059, SLG: 0.030 (1, 1)										2	0	0	0	0	0	2											
Greg Gross, L OBP: 0.427, SLG: 0.365 (6, PH)										1	0	0	0	0	0	1											
Bill Campbell, R OBP: 0.348, SLG: 0.424 (7, 1)										0	0	0	0	0	0	0											
John Wockenfuss, R OBP: 0.348, SLG: 0.424 (8, PH)										1	0	0	0	0	0	0											
Larry Andersen, R OBP: 0.317, SLG: 0.383 (9, 1)										0	0	0	0	0	0	0											
Inning Stats	R: 0 E: 0 K: 1 S: 4	H: 0 LOB: 1 BB: 2 P: 12	R: 1 E: 0 K: 0 S: 5	H: 2 LOB: 1 BB: 0 P: 5	R: 0 E: 0 K: 0 S: 4	H: 1 LOB: 1 BB: 1 P: 8	R: 0 E: 0 K: 1 S: 6	H: 1 LOB: 1 BB: 0 P: 6	R: 0 E: 0 K: 1 S: 7	H: 2 LOB: 1 BB: 0 P: 7	R: 0 E: 0 K: 0 S: 4	H: 1 LOB: 1 BB: 0 P: 4	R: 2 E: 0 K: 2 S: 9	H: 2 LOB: 0 BB: 0 P: 9	R: 1 E: 0 K: 0 S: 4	H: 1 LOB: 1 BB: 1 P: 8	1B: 7 2B: 1 3B: 1 HR: 2	SF: 1 SAC: 0 DP: 0 HBP: 0	WP: 0 PA: 41 PB: 0 SB: 1 CS: 1								
PITCHER	IP	WLS	BF	H	R	ER	SO	BB	IBB	HBP	BLK	WP	HR	S	P	ERA	WHIP										
Charlie Puleo, R ERA: 3.86 (1, 1)	7.0	W	31	8	2	2	4	3	0	0	0	0	1	36	48	2.57	1.571										
Ted Power, R ERA: 3.53 (8, 1)	2.0		10	3	3	3	2	1	0	0	0	0	1	13	17	13.50	2.000										

Batter	1	2	3	4	5	6	7	8	9	10	AB	R	H	RBI	BB	SO	LOB	TOP			
Eric Davis, R OBP: 0.220, SLG: 0.388 (1, 8)	F3		5-3			F9		P3	K		5	0	0	0	0	1	3	Cincinnati Reds @ Philadelphia Phillies Veterans Stadium, Philadelphia, PA Wed Jul 04 1984, 7:05 PM EDT Att: 20,785 - Unknown			
Tom Lawless, R OBP: 0.296, SLG: 0.297 (1, 4)	F9			K		1-3		4-3		SH5-3 BLK 2B	5	1	1	0	0	1	0				
Cesar Cedeño, R OBP: 0.349, SLG: 0.493 (9, 3) (10, 9)	6-3					F8				SH5-3	4	2	2	2	0	0	0				
Dave Parker, L OBP: 0.320, SLG: 0.381 Wayne Krenchicki, L OBP: 0.312, SLG: 0.456 (1, 9) (10, PR) (10, 5)	F9			4-3						4-0 BLK BB	4	1	2	0	1	0	0				
Dave Concepcion, R OBP: 0.289, SLG: 0.315 (1, 6) (10, 3)	K			F7		E5 E 1B				4-0 1-2 3-H IBB	4	1	1	0	1	1	0				
Tony Perez, R OBP: 0.298, SLG: 0.361 Duane Walker, L OBP: 0.410, SLG: 0.596 (1, 3) (9, PR) (9, 7)	G3									4-0 0-3 K	4	0	2	0	0	0	1				
Nick Esasky, R OBP: 0.291, SLG: 0.357 Tom Foley, L OBP: 0.343, SLG: 0.400 (1, 5) (10, 6)			E5 FC5-6			6-3				4-0 F9	4	0	1	1	1	0	3				
Dann Bilardello, R OBP: 0.304, SLG: 0.292 (1, 2)			F8			F8				4-0 0-3 BB	4	0	0	0	0	2	6				
Bob Ovwchinko, L OBP: 0.167, SLG: 0.182 Bill Scherrer, L OBP: 0.358, SLG: 0.289 Ron Oester, L OBP: 0.303, SLG: 0.289 John Franco, L OBP: 0.375, SLG: 0.381 Dan Driessen, L OBP: 0.276, SLG: 0.361 Ted Power, R OBP: 0.312, SLG: 0.456 (1, 11) (5, 1) (7, PH) (7, 1) (9, PH) (9, 1)			FC5-6 1-2			1-3		G6-3 1-2 3-H 1B		2-0 0-3 K	2	0	0	0	0	0	2				
Inning Stats	R: 0 E: 0 K: 0 S: 3	H: 0 LOB: 0 BB: 0 P: 3	R: 0 E: 0 K: 1 S: 5	H: 0 LOB: 0 BB: 0 P: 5	R: 0 E: 2 K: 0 S: 4	H: 0 LOB: 1 BB: 0 P: 4	R: 1 E: 0 K: 1 S: 6	H: 1 LOB: 0 BB: 0 P: 6	R: 0 E: 0 K: 0 S: 3	H: 0 LOB: 0 BB: 0 P: 3	R: 2 E: 2 K: 1 S: 8	H: 2 LOB: 1 BB: 0 P: 8	R: 1 E: 0 K: 0 S: 5	H: 3 LOB: 2 BB: 0 P: 5	R: 0 E: 0 K: 3 S: 10	H: 1 LOB: 2 BB: 1 P: 14	R: 1 E: 0 K: 1 S: 6		H: 1 LOB: 2 BB: 2 P: 14	1B: 4 2B: 3 3B: 0 HR: 2	SF: 0 SAC: 1 DP: 1 HBP: 0
PITCHER Steve Carlton, L ERA: 2.99 Al Holland, L ERA: 2.83 (1, 1) (8, 1)	IP	WLS	BF	H	R	ER	SO	BB	IBB	HBP	BLK	WP	HR	S	P	ERA	WHIP				
	7.0		27	4	3	1	3	0	0	0	0	0	1	33	33	1.29	0.571				
	3.0	L	16	5	2	2	4	2	1	0	1	0	1	21	33	6.00	2.333				


AB	39
R	5
H	9
RBI	3
BB	3
SO	7
LOB	21




Batter	1	2	3	4	5	6	7	8	9	10	AB	R	H	RBI	BB	SO	LOB	BOTTOM			
Juan Samuel, R OBP: 0.349, SLG: 0.465 (1, 4)	5-3				F8			1-3			4	0	1	0	0	0	1	Cincinnati Reds @ Philadelphia Phillies Veterans Stadium, Philadelphia, PA Wed Jul 04 1984, 7:05 PM EDT Att: 20,785 - Unknown			
Garry Maddox, R OBP: 0.330, SLG: 0.415 (1, 8)	F9			1B				K			4	1	1	0	0	2	1				
Sixto Lezcano, R OBP: 0.365, SLG: 0.541 Jeff Stone, L OBP: 0.474, SLG: 0.618 (1, 9) (9, PH) (10, 7)	5-3			F8						3-0 0-3 K	3	0	0	0	0	0	1				
Mike Schmidt, R OBP: 0.410, SLG: 0.528 (1, 5)										4-0 2-3 K	3	1	2	0	1	1	0				
Ozzie Virgil, R OBP: 0.331, SLG: 0.523 (1, 2)	G6-4-3 1B									4-0 K	3	1	1	3	1	0	2				
Glenn Wilson, R OBP: 0.289, SLG: 0.439 Von Hayes, L OBP: 0.362, SLG: 0.416 (1, 7) (9, PH) (10, 9)	K									2-0 0-3 K	2	0	0	0	1	1	0				
John Wockenfuss, R OBP: 0.348, SLG: 0.451 Al Holland, R OBP: 0.421, SLG: 0.359 (1, 3) (8, 1)										4-0 FC5-4 BB	2	0	0	0	1	1	0				
Greg Gross, L OBP: 0.421, SLG: 0.359 (10, PH)				5-3						3-1 0-0 F7	3	1	1	1	0	0	1				
Ivan De Jesus, R OBP: 0.313, SLG: 0.307 (1, 6)										4-0 0-3 K	4	0	0	0	0	1	1				
Steve Carlton, L OBP: 0.239, SLG: 0.326 John Russell, R OBP: 0.375, SLG: 0.875 Tim Corcoran, L OBP: 0.440, SLG: 0.517 (1, 1) (7, PH) (8, 3)										2-0 0-0 F7	2	0	1	0	0	0	0				
Inning Stats	R: 0 E: 0 K: 0 S: 3	H: 0 LOB: 0 BB: 0 P: 3	R: 0 E: 0 K: 1 S: 5	H: 1 LOB: 0 BB: 0 P: 5	R: 0 E: 0 K: 0 S: 3	H: 0 LOB: 0 BB: 0 P: 3	R: 3 E: 0 K: 0 S: 5	H: 3 LOB: 0 BB: 1 P: 9	R: 1 E: 0 K: 1 S: 7	H: 2 LOB: 1 BB: 0 P: 7	R: 0 E: 0 K: 2 S: 2	H: 0 LOB: 0 BB: 1 P: 6	R: 0 E: 0 K: 1 S: 5	H: 0 LOB: 0 BB: 0 P: 5	R: 0 E: 0 K: 2 S: 7	H: 0 LOB: 1 BB: 1 P: 11	R: 0 E: 0 K: 1 S: 5	H: 0 LOB: 0 BB: 0 P: 5	1B: 3 2B: 2 3B: 0 HR: 2	SF: 0 SAC: 0 DP: 2 HBP: 0	WP: 0 PA: 37
PITCHER Bob Ovwchinko, L ERA: 4.87 Bill Scherrer, L ERA: 5.30 John Franco, L ERA: 3.12 Ted Power, R ERA: 3.42 (1, 1) (5, 1) (7, 1) (9, 1)	IP	WLS	BF	H	R	ER	SO	BB	IBB	HBP	BLK	WP	HR	S	P	ERA	WHIP				
	4.1		18	6	4	4	1	1	0	0	0	0	0	7	7	8.31	1.615				
	1.2		5	1	0	0	1	0	0	0	0	0	0	7	7	0.00	0.600				
	2.0		6	0	0	0	1	1	0	0	0	0	0	7	11	0.00	0.500				
	2.0	W	7	0	0	0	3	1	0	0	0	0	0	12	16	0.00	0.500				

AB	33
R	4
H	7
RBI	4
BB	3
SO	6
LOB	8



Batter	1	2	3	4	5	6	7	8	9	AB	R	H	RBI	BB	SO	LOB	TOP
Rafael Ramirez, R OBP: 0.333, SLG: 0.360	F8		G3		6-3					3	0	0	0	0	0	0	Atlanta Braves @ Philadelphia Phillies Veterans Stadium, Philadelphia, PA Thu Jul 05 1984, 7:05 PM EDT Att: 21,393 - Unknown livebaseballscores.com
Ken Oberkfell, L OBP: 0.355, SLG: 0.378			F7			K				3	0	1	0	0	1	0	
Claudell Washington, L OBP: 0.433, SLG: 0.553	1B					4-3				3	0	1	0	0	1	1	
Dale Murphy, R OBP: 0.371, SLG: 0.527	K		FC6		1B					2	0	0	0	1	1	2	
Chris Chambliss, L OBP: 0.361, SLG: 0.398		5-3								3	0	2	0	0	0	0	
Terry Harper, R OBP: 0.240, SLG: 0.243		6-3			G5-4-3					3	0	0	0	0	0	3	
Glenn Hubbard, R OBP: 0.355, SLG: 0.405					F7					2	0	0	0	1	1	0	
Bruce Benedict, R OBP: 0.291, SLG: 0.285						P6				2	0	0	0	1	0	0	
Rick Mahler, R OBP: 0.367, SLG: 0.414			F7		1-3					3	0	0	0	0	0	2	
Inning Stats	R: 0 E: 0 K: 2 S: 8	H: 1 LOB: 1 BB: 0 P: 8	R: 0 E: 0 K: 0 S: 3	H: 0 LOB: 2 BB: 2 P: 11	R: 0 E: 0 K: 0 S: 4	H: 1 LOB: 1 BB: 0 P: 4	R: 0 E: 0 K: 0 S: 3	H: 1 LOB: 0 BB: 0 P: 3	R: 0 E: 0 K: 1 S: 6	H: 0 LOB: 0 BB: 1 P: 10	R: 0 E: 0 K: 1 S: 5	H: 0 LOB: 0 BB: 0 P: 5	R: 0 E: 0 K: 1 S: 5	H: 0 LOB: 0 BB: 0 P: 5	1B: 4 2B: 0 3B: 0 HR: 0	SF: 0 SAC: 0 DP: 1 HBP: 0	
PITCHER Charles Hudson, R ERA: 4.68	IP: 7.0 WLS: W BF: 27 H: 4 R: 0 ER: 0 SO: 4 BB: 3 IBB: 0 HBP: 0 BLK: 0 WP: 0 HR: 0 S: 32 P: 44 ERA: 0.00 WHIP: 1.000															PITCHER	

Batter	1	2	3	4	5	6	7	8	9	AB	R	H	RBI	BB	SO	LOB	BOTTOM
Juan Samuel, R OBP: 0.346, SLG: 0.461	K	6-3			K					3	0	0	0	0	2	2	Atlanta Braves @ Philadelphia Phillies Veterans Stadium, Philadelphia, PA Thu Jul 05 1984, 7:05 PM EDT Att: 21,393 - Unknown livebaseballscores.com
Jeff Stone, L OBP: 0.450, SLG: 0.586	4-3		1-3		K					3	0	0	0	0	1	0	
Tim Corcoran, L OBP: 0.438, SLG: 0.505						4-3				2	0	0	0	1	1	0	
Mike Schmidt, R OBP: 0.407, SLG: 0.522	P5		5-3			P4				3	0	0	0	0	0	1	
Ozzie Virgil, R OBP: 0.331, SLG: 0.524		1B 4-3 2B			4-3					3	1	1	0	0	0	0	
Von Hayes, L OBP: 0.365, SLG: 0.417		4-3 1B BB			6-3 1B					2	0	1	0	1	1	0	
Glenn Wilson, R OBP: 0.294, SLG: 0.439					6-3 1B					2	0	1	0	1	0	1	
Kiko Garcia, R OBP: 0.256, SLG: 0.250		4-3			4-3					3	0	0	1	0	1	4	
Charles Hudson, S OBP: 0.118, SLG: 0.176					K					3	0	0	0	0	2	3	
Inning Stats	R: 0 E: 0 K: 1 S: 5	H: 0 LOB: 1 BB: 1 P: 9	R: 1 E: 0 K: 1 S: 7	H: 2 LOB: 2 BB: 1 P: 11	R: 0 E: 0 K: 0 S: 5	H: 0 LOB: 0 BB: 0 P: 5	R: 0 E: 0 K: 0 S: 4	H: 1 LOB: 1 BB: 0 P: 4	R: 0 E: 0 K: 3 S: 9	H: 0 LOB: 0 BB: 0 P: 9	R: 0 E: 0 K: 2 S: 7	H: 0 LOB: 1 BB: 1 P: 11	R: 0 E: 0 K: 2 S: 7	H: 0 LOB: 0 BB: 1 P: 11	1B: 2 2B: 1 3B: 0 HR: 0	SF: 0 SAC: 0 DP: 0 HBP: 0	
PITCHER Rick Mahler, R ERA: 2.25	IP: 7.0 WLS: L BF: 27 H: 3 R: 1 ER: 1 SO: 8 BB: 3 IBB: 0 HBP: 0 BLK: 0 WP: 0 HR: 0 S: 40 P: 52 ERA: 1.29 WHIP: 0.857															PITCHER	

Batter	1	2	3	4	5	6	7	8	9	AB	R	H	RBI	BB	SO	LOB	TOP								
Claudell Washington, L (1.9) OBP: 0.425, SLG: 0.540	0-3 K		0-0 P6		0-0 F7	0-0 F7			0-0 6-3	5	0	0	0	0	1	4	Atlanta Braves @ Philadelphia Phillies Veterans Stadium, Philadelphia, PA Fri Jul 06 1984, 7:05 PM EDT Att: 22,393 - Unknown								
Ken Oberkfell, L (1.5) OBP: 0.355, SLG: 0.378	0-0 F8			0-0 4-3	0-0 2B		0-0 F8	0-3 K	5	0	1	0	0	1	0										
Rafael Ramirez, R (1.6) OBP: 0.329, SLG: 0.356	0-0 6-3			0-3 K	0-0 1-3		0-0 6-3		4	0	0	0	0	1	1										
Dale Murphy, R (1.8) OBP: 0.372, SLG: 0.536		0-3 K		0-0 1B		0-0 4-3		0-0 HR	4	2	2	1	0	1	0										
Chris Chambliss, L (1.3) OBP: 0.363, SLG: 0.394	0-0 G3			4-0 1B	1-2 E	4-0 2B	0-3 K		2	2	0	0	2	1	0										
Terry Harper, R (1.7) OBP: 0.241, SLG: 0.243	0-0 6-3			0-0 E7	1-1 2H	0-0 F8		0-0 F9	4	1	1	1	0	0	1										
Glenn Hubbard, R (1.4) OBP: 0.360, SLG: 0.410			4-0 SH2-4	4-0 2B		0-0 BB	1-3 2B	0-0 F3	2	0	1	0	2	0	0										
Alex Trevino, R (1.2) OBP: 0.319, SLG: 0.387			0-0 F8	0-0 2B		4-0 BB		0-3 K	3	0	1	1	1	1	1										
Pascual Perez, R (1.1) OBP: 0.114, SLG: 0.147			0-0 SH2-4		0-0 4-3	4-0 1-2		0-0 F9	2	0	0	1	1	0	0										
Inning Stats	R: 0 E: 0 K: 1 S: 5	H: 0 LOB: 0 BB: 0 P: 5	R: 0 E: 0 K: 1 S: 5	H: 0 LOB: 0 BB: 0 P: 5	R: 0 E: 0 K: 0 S: 3	H: 0 LOB: 1 BB: 1 P: 7	R: 3 E: 1 K: 1 S: 7	H: 3 LOB: 2 BB: 2 P: 15	R: 0 E: 0 K: 0 S: 4	H: 1 LOB: 1 BB: 0 P: 4	R: 1 E: 0 K: 1 S: 6	H: 1 LOB: 0 BB: 0 P: 6	R: 0 E: 0 K: 1 S: 5	H: 0 LOB: 0 BB: 0 P: 5	R: 0 E: 0 K: 1 S: 5	H: 0 LOB: 0 BB: 0 P: 5	1B: 2 2B: 3 3B: 0 HR: 1	SF: 0 SAC: 1 DP: 0 HBP: 0	WP: 0 PB: 0 SB: 1 CS: 0	PA: 38					
PITCHER	IP	WLS	BF	H	R	ER	SO	BB	IBB	HBP	BLK	WP	HR	S	P	ERA	WHIP								
Kevin Gross, R (1.1) ERA: 3.7	7.0	L	32	6	5	5	4	5	1	0	0	0	1	34	58	6.43	1.571								
Don Carman, L (8.1) ERA:	1.0		3	0	0	0	1	0	0	0	0	0	0	5	5	0.00	0.000								
Bill Campbell, R (9.1) ERA: 3.58	1.0		3	0	0	0	1	0	0	0	0	0	0	5	5	0.00	0.000								

Batter	1	2	3	4	5	6	7	8	9	AB	R	H	RBI	BB	SO	LOB	BOTTOM								
Juan Samuel, R (1.4) OBP: 0.345, SLG: 0.459	0-3 K			0-0 6-3		0-3 K				4	0	1	0	0	2	0	Atlanta Braves @ Philadelphia Phillies Veterans Stadium, Philadelphia, PA Fri Jul 06 1984, 7:05 PM EDT Att: 22,393 - Unknown								
Jeff Stone, L (1.7) OBP: 0.452, SLG: 0.583	0-0 4-3			1B		0-0 5-3		0-0 FC6-4	2	0	1	0	0	0	0										
Sixto Lezcano, R (6.9) OBP: 0.361, SLG: 0.534				1B				1-2	2	0	0	0	0	0	1										
Tim Corcoran, L (1.3) OBP: 0.440, SLG: 0.505	0-0 3-1			F7		0-0 1B			4	0	2	0	0	0	1										
Mike Schmidt, R (1.5) OBP: 0.405, SLG: 0.518		0-0 6-3		1-2 1B		0-3 K			4	0	1	0	0	1	2										
Ozzie Virgil, R (1.2) OBP: 0.329, SLG: 0.518		0-0 P4		0-3 K			0-0 6-3		3	0	0	0	1	1	2										
Von Hayes, L (1.8) OBP: 0.360, SLG: 0.410		0-3 K			0-3 K				4	0	0	0	0	3	1										
Glenn Wilson, R (1.9) OBP: 0.290, SLG: 0.433			0-3 K		0-0 F8		0-0 6-3		3	0	0	0	0	1	0										
Kiko Garcia, R (1.6) OBP: 0.261, SLG: 0.256			0-0 1-3		0-0 1B			0-0 3-1	3	0	1	0	0	0	0										
Kevin Gross, R (1.1) OBP: 0.059, SLG: 0.059			0-0 F9		0-3 K			0-0 6-3	2	0	0	0	0	1	1										
Don Carman, L (8.1) ERA:									0	0	0	0	0	0	0										
Greg Gross, L (8. PH) OBP: 0.416, SLG: 0.354									1	0	0	0	0	0	0										
Bill Campbell, R (9.1) ERA:									0	0	0	0	0	0	0										
Inning Stats	R: 0 E: 0 K: 1 S: 5	H: 0 LOB: 0 BB: 0 P: 5	R: 0 E: 0 K: 1 S: 5	H: 0 LOB: 0 BB: 0 P: 5	R: 0 E: 0 K: 1 S: 7	H: 2 LOB: 2 BB: 0 P: 7	R: 0 E: 0 K: 2 S: 8	H: 1 LOB: 1 BB: 0 P: 8	R: 0 E: 0 K: 1 S: 5	H: 0 LOB: 0 BB: 0 P: 5	R: 0 E: 0 K: 0 S: 4	H: 1 LOB: 1 BB: 0 P: 4	R: 0 E: 0 K: 0 S: 3	H: 1 LOB: 1 BB: 1 P: 7	R: 0 E: 0 K: 0 S: 3	H: 1 LOB: 1 BB: 1 P: 7	1B: 6 2B: 0 3B: 0 HR: 0	SF: 0 SAC: 0 DP: 1 HBP: 0	WP: 0 PB: 0 SB: 0 CS: 0	PA: 33					
PITCHER	IP	WLS	BF	H	R	ER	SO	BB	IBB	HBP	BLK	WP	HR	S	P	ERA	WHIP								
Pascual Perez, R (1.1) ERA: 4.52	9.0	W	33	6	0	0	9	1	0	0	0	0	0	50	54	0.00	0.778								

AB	31
R	5
H	6
RBI	4
BB	6
SO	6
LOB	7



AB	32
R	0
H	6
RBI	0
BB	1
SO	9
LOB	8



Batter	1	2	3	4	5	6	7	8	9	AB	R	H	RBI	BB	SO	LOB	TOP			
Claudell Washington, L (1,9) OBP: 0.428, SLG: 0.551										3	2	1	1	2	1	1	Atlanta Braves @ Philadelphia Phillies Veterans Stadium, Philadelphia, PA Sat Jul 07 1984, 3:33 AM EDT Att: 27,141 - Unknown			
Randy Johnson, R (1,5) OBP: 0.384, SLG: 0.432										4	1	1	0	0	0	2				
Rafael Ramirez, R (1,6) OBP: 0.329, SLG: 0.354										4	0	1	1	0	2	1				
Dale Murphy, R (1,8) OBP: 0.368, SLG: 0.529										4	0	0	0	0	1	2				
Terry Harper, R (1,7) OBP: 0.229, SLG: 0.231										4	0	0	0	0	0	1				
Gerald Perry, L (1,3)										4	1	1	0	0	1	0				
Glenn Hubbard, R (1,4) OBP: 0.362, SLG: 0.415										4	1	2	0	0	1	1				
Alex Trevino, R (1,2) OBP: 0.323, SLG: 0.390										4	0	2	0	0	1	1				
Rick Camp, R (1,1) OBP: 0.167, SLG: 0.118										2	0	0	0	0	1	2				
Gene Garber, R (6,1) OBP: 0.125, SLG: 0.125										1	0	0	0	0	0	0				
Chris Chambliss, L (9, PH) OBP: 0.363, SLG: 0.394										0	0	0	0	0	0	0				
Rufino Linares, R (9, PH) OBP: 0.200, SLG: 0.500										0	0	0	1	0	0	0				
Donnie Moore, L (9,1)										0	0	0	0	0	0	0				
Inning Stats	R: 2 E: 1 K: 0 S: 4	H: 1 LOB: 0 BB: 1 P: 8	R: 0 E: 0 K: 1 S: 6	H: 1 LOB: 1 BB: 0 P: 6	R: 1 E: 0 K: 0 S: 5	H: 2 LOB: 1 BB: 0 P: 5	R: 1 E: 1 K: 2 S: 9	H: 2 LOB: 2 BB: 1 P: 13	R: 0 E: 0 K: 0 S: 7	H: 0 LOB: 0 BB: 0 P: 7	R: 0 E: 0 K: 0 S: 3	H: 0 LOB: 0 BB: 0 P: 3	R: 0 E: 0 K: 0 S: 3	H: 0 LOB: 0 BB: 0 P: 3	R: 0 E: 0 K: 1 S: 5	H: 2 LOB: 1 BB: 0 P: 9	1B: 6 2B: 2 3B: 0 HR: 1	SF: 1 SAC: 0 DP: 1 HBP: 0	WP: 0 PB: 0 SB: 0 CS: 0	PA: 37
PITCHER	IP WLS BF H R ER SO BB IBB HBP BLK WP HR S P ERA WHIP																			
Shane Rawley, L (1,1) ERA: 5.17	5.0 L 23 6 4 2 5 2 0 0 0 0 0 0 1 31 39 3.60 1.600																			
Larry Andersen, R (6,1) ERA: 2.14	2.0 6 0 0 0 0 0 0 0 0 0 0 0 0 6 6 0.00 0.000																			
Bill Campbell, R (8,1) ERA: 3.65	1.1 6 2 1 1 2 0 0 0 0 0 0 0 0 10 10 6.75 1.500																			
Al Holland, L (9,1) ERA: 2.8	0.2 2 0 0 0 1 0 0 0 0 0 0 0 0 4 4 0.00 0.000																			


AB 34
R 5
H 8
RBI 3
BB 2
SO 8
LOB 11




Batter	1	2	3	4	5	6	7	8	9	AB	R	H	RBI	BB	SO	LOB	BOTTOM					
Juan Samuel, R (1,4) OBP: 0.343, SLG: 0.455										5	0	1	0	0	1	3	Atlanta Braves @ Philadelphia Phillies Veterans Stadium, Philadelphia, PA Sat Jul 07 1984, 3:33 AM EDT Att: 27,141 - Unknown					
Gary Maddox, R (1,8) OBP: 0.320, SLG: 0.402										5	0	0	0	0	1	2						
Tim Corcoran, L (1,3) OBP: 0.442, SLG: 0.515										4	1	2	0	0	1	0						
Mike Schmidt, R (1,5) OBP: 0.400, SLG: 0.511										4	1	0	0	0	2	2						
Sixto Lezcano, R (1,9) OBP: 0.364, SLG: 0.530										3	0	1	1	1	0	1						
Ozzie Virgil, R (1,2) OBP: 0.332, SLG: 0.515										3	0	1	1	1	0	1						
Glenn Wilson, R (1,7) OBP: 0.285, SLG: 0.425										4	0	0	0	0	0	4						
Al Holland, R (9,1)										0	0	0	0	0	0	0						
Kiko Garcia, R (1,6) OBP: 0.265, SLG: 0.261										3	0	1	0	0	1	0						
John Wockenfuss, R (9, PH) OBP: 0.345, SLG: 0.447										1	0	0	0	0	1	0						
Shane Rawley, R (1,1) ERA: 5.17										0	0	0	0	1	0	0						
Greg Gross, L (5, PH) OBP: 0.425, SLG: 0.364										1	0	1	0	0	0	0						
Larry Andersen, R (6,1) ERA: 2.14										0	0	0	0	0	0	0						
John Russell, R (7, PH) OBP: 0.325, SLG: 0.378										1	0	0	0	0	1	0						
Bill Campbell, R (8,1) ERA: 3.65										0	0	0	0	0	0	0						
Von Hayes, L (9,7) OBP: 0.302, SLG: 0.417										1	0	1	0	0	0	0						
Inning Stats	R: 0 E: 0 K: 0 S: 3	H: 0 LOB: 0 BB: 0 P: 3	R: 0 E: 0 K: 1 S: 5	H: 0 LOB: 0 BB: 0 P: 5	R: 0 E: 0 K: 1 S: 5	H: 0 LOB: 1 BB: 1 P: 9	R: 1 E: 0 K: 1 S: 7	H: 2 LOB: 1 BB: 0 P: 7	R: 0 E: 0 K: 0 S: 4	H: 2 LOB: 1 BB: 0 P: 4	R: 0 E: 0 K: 0 S: 4	H: 1 LOB: 3 BB: 2 P: 12	R: 0 E: 0 K: 1 S: 6	H: 1 LOB: 1 BB: 0 P: 6	R: 1 E: 1 K: 1 S: 7	H: 1 LOB: 1 BB: 0 P: 7	R: 0 E: 0 K: 3 S: 10	H: 1 LOB: 1 BB: 0 P: 10	1B: 6 2B: 2 3B: 0 HR: 0	SF: 0 SAC: 0 DP: 0 HBP: 0	WP: 0 PB: 0 SB: 0 CS: 0	PA: 38
PITCHER	IP WLS BF H R ER SO BB IBB HBP BLK WP HR S P ERA WHIP																					
Rick Camp, R (1,1) ERA: 3.78	5.2 W 24 5 1 1 3 3 0 0 0 0 0 0 0 14 14 1.59 1.412																					
Gene Garber, R (6,1) ERA: 3.92	2.1 10 2 1 0 2 0 0 0 0 0 0 0 0 14 14 0.00 0.857																					
Donnie Moore, R (9,1) ERA: 2.34	1.0 S 4 1 0 0 3 0 0 0 0 0 0 0 0 10 10 0.00 1.000																					

AB 35
R 2
H 8
RBI 2
BB 3
SO 8
LOB 13



Batter	1	2	3	4	5	6	7	8	9	AB	R	H	RBI	BB	SO	LOB	TOP			
Rafael Ramirez, R OBP: 0.328, SLG: 0.353	0-0 6-3			0-0 1B		0-0 F8		0-3 K		4	0	1	0	0	1	2	Atlanta Braves @ Philadelphia Phillies Veterans Stadium, Philadelphia, PA Sun Jul 08 1984, 3:33 AM EDT Att: 38,070 - Unknown AB 33 R 0 H 4 RBI 0 BB 0 SO 6 LOB 12 			
Alex Trevino, R OBP: 0.316, SLG: 0.380	0-0 F7			0-0 P5		0-0 E1		0-0 6-3		4	0	0	0	0	3					
Terry Harper, R OBP: 0.218, SLG: 0.220	0-0 F8			0-0 F7		0-0 F8			0-0 P3	4	0	0	0	0	2					
Dale Murphy, R OBP: 0.364, SLG: 0.523		0-3 K		0-3 K			0-0 6-3		0-0 5-3	4	0	0	0	2	1					
Brad Komminsk, R OBP: 0.278, SLG: 0.328		0-3 K			0-0 E6		0-0 F3			4	0	1	0	0	1					
Chris Chambliss, L OBP: 0.358, SLG: 0.388		0-0 F7			0-0 P4		0-3 K		0-0 P4	4	0	0	0	0	1					
Glenn Hubbard, R OBP: 0.358, SLG: 0.410			0-0 6-3		0-0 F2			0-0 P4		3	0	0	0	0	1					
Ken Oberkfell, L OBP: 0.355, SLG: 0.378			0-0 P6		0-0 3-1			0-0 PB 1B		3	0	1	0	0	1					
Craig McMurtry, R Len Barker, R Pete Falcone, L Jerry Dedmon, R Jeff Dedmon, L Albert Hall, S Steve Bedrosian, R		0-3 K		0-3 K		0-0 F8		0-0 PB 1B		1	0	0	0	0	1	0				
Inning Stats	R: 0 E: 0 K: 0 S: 3	H: 0 LOB: 0 BB: 0 P: 3	R: 0 E: 0 K: 2 S: 7	H: 0 LOB: 0 BB: 0 P: 7	R: 0 E: 0 K: 1 S: 5	H: 0 LOB: 0 BB: 0 P: 5	R: 0 E: 0 K: 1 S: 6	H: 1 LOB: 1 BB: 0 P: 6	R: 0 E: 1 K: 0 S: 4	H: 0 LOB: 1 BB: 0 P: 4	R: 0 E: 0 K: 1 S: 5	H: 0 LOB: 0 BB: 0 P: 5	R: 0 E: 0 K: 1 S: 7	H: 2 LOB: 2 BB: 0 P: 7	R: 0 E: 0 K: 0 S: 4	H: 1 LOB: 1 BB: 0 P: 4	1B: 4 2B: 0 3B: 0 HR: 0	SF: 0 SAC: 0 DP: 0 HBP: 0	WP: 0 PB: 1 SB: 0 CS: 0	PA: 33
PITCHER Jerry Kosman, L ERA: 2.83	IP: 9.0 WLS: W BF: 33 H: 4 R: 0 ER: 0 SO: 6 BB: 0 IBB: 0 HBP: 0 BLK: 0 WP: 0 HR: 0 S: 45 P: 45 ERA: 0.00 WHIP: 0.444																			

Batter	1	2	3	4	5	6	7	8	9	AB	R	H	RBI	BB	SO	LOB	BOTTOM			
Garry Maddox, R OBP: 0.317, SLG: 0.402	0-0 F9			0-0 HR	0-0 FC5-4			0-0 P4		5	1	1	0	0	1	4	Atlanta Braves @ Philadelphia Phillies Veterans Stadium, Philadelphia, PA Sun Jul 08 1984, 3:33 AM EDT Att: 38,070 - Unknown AB 33 R 7 H 10 RBI 7 BB 4 SO 9 LOB 19 			
Von Hayes, L OBP: 0.366, SLG: 0.430	4-0 S 3B		0-0 E4 S 2B	0-0 HR	0-0 FC3-6 1B		0-0 F8			4	3	2	3	1	0	0				
Juan Samuel, R OBP: 0.342, SLG: 0.459	0-0 SF7 3B		0-3 K	0-3 K	0-0 FC3-6 G6-4-3			0-0 G6-4-3		4	1	1	1	0	2	2				
Mike Schmidt, R OBP: 0.398, SLG: 0.512	0-0 SF7		0-0 K	0-0 4-3			0-0 G6-4-3			3	0	1	2	0	0	1				
Ivan De Jesus, R OBP: 0.313, SLG: 0.307	0-0 SF7		0-0 K	0-0 4-3			0-0 G6-4-3			0	0	0	0	0	0	0				
Tim Corcoran, L OBP: 0.444, SLG: 0.520	0-0 6-3		4-0 BB		0-0 E9 1B 2B		0-0 4-3			3	1	1	0	1	0	0				
Sixto Lezcano, R OBP: 0.382, SLG: 0.519		4-0 WP 1B BB	0-3 K		0-0 F7		0-3 K			3	0	0	0	1	2	3				
Ozzie Virgil, R OBP: 0.335, SLG: 0.515		0-0 WP 1B	0-3 K		0-0 F2		0-0 K			4	0	2	0	0	1	3				
Kiko Garcia, R OBP: 0.288, SLG: 0.271		0-3 K		0-0 FC1-6 1B	4-0 1B		2-3 K			2	0	1	0	1	1	2				
Luis Aquayo, R OBP: 0.355, SLG: 0.346		1-2 2-3 K		0-0 FC1-6 1B	4-0 1B IBB			0-0 K		1	0	0	0	0	1	1				
Jerry Kosman, R OBP: 0.079, SLG: 0.054		0-3 K		0-0 FC1-6 2B HR	0-0 FC5-4 1B			0-0 6-3		4	1	1	1	0	1	3				
Inning Stats	R: 2 E: 0 K: 0 S: 4	H: 1 LOB: 1 BB: 1 P: 8	R: 0 E: 0 K: 3 S: 10	H: 1 LOB: 2 BB: 1 P: 14	R: 1 E: 1 K: 3 S: 11	H: 1 LOB: 2 BB: 1 P: 15	R: 3 E: 0 K: 1 S: 8	H: 3 LOB: 0 BB: 0 P: 8	R: 1 E: 1 K: 0 S: 5	H: 2 LOB: 2 BB: 1 P: 9	R: 0 E: 0 K: 2 S: 8	H: 1 LOB: 1 BB: 0 P: 10	R: 0 E: 0 K: 0 S: 3	H: 0 LOB: 0 BB: 0 P: 3	R: 0 E: 0 K: 0 S: 3	H: 0 LOB: 0 BB: 0 P: 3	1B: 5 2B: 3 3B: 1 HR: 1	SF: 1 SAC: 0 DP: 1 HBP: 0	WP: 1 PB: 0 SB: 2 CS: 0	PA: 38
PITCHER Craig McMurtry, R Len Barker, R Pete Falcone, L Jeff Dedmon, R Steve Bedrosian, R	IP: 2.1 WLS: L BF: 14 H: 5 R: 4 ER: 4 SO: 3 BB: 0 IBB: 1 HBP: 0 BLK: 0 WP: 0 HR: 1 S: 19 P: 31 ERA: 7.71 WHIP: 2.571																			

Batter	1	2	3	4	5	6	7	8	9	AB	R	H	RBI	BB	SO	LOB	TOP										
Garry Maddox, R OBP: 0.309, SLG: 0.391	F9		F7		5-3	4-6		6-3		5	0	0	0	0	0	1	Philadelphia Phillies @ Houston Astros Astrodome, Houston, TX Thu Jul 12 1984, 8:05 PM EDT Att: 17,036 - Unknown										
Von Hayes, L OBP: 0.363, SLG: 0.426	BLK 1B		K2-3		6-3	F9			F8	5	0	1	0	0	1	0											
Juan Samuel, R OBP: 0.343, SLG: 0.460	K								5-3	5	0	2	0	0	2	1											
Mike Schmidt, R OBP: 0.395, SLG: 0.505	6-3		F9		5-3					4	0	0	0	1	1	3											
Tim Corcoran, L OBP: 0.449, SLG: 0.552 Greg Gross, L OBP: 0.413, SLG: 0.353				G1-6-3					F7	3	1	2	1	0	0	0											
Ozzie Virgil, R OBP: 0.341, SLG: 0.531	K									4	2	3	1	0	1	1											
Glenn Wilson, R OBP: 0.289, SLG: 0.424	K									3	1	1	0	1	1	3											
Ivan De Jesus, R OBP: 0.315, SLG: 0.310									F7	4	1	2	1	0	0	1											
Steve Carlton, L OBP: 0.245, SLG: 0.347 Sixto Lezcano, R OBP: 0.360, SLG: 0.516 Al Holland, R OBP: 0.315, SLG: 0.310	F3									3	0	1	2	0	1	3											
										1	0	0	0	0	1	0											
										0	0	0	0	0	0	0											
Inning Stats	R: 0 E: 0 K: 1 S: 6	H: 1 LOB: 1 BB: 0 P: 6	R: 0 E: 0 K: 2 S: 9	H: 2 LOB: 2 BB: 0 P: 9	R: 0 E: 0 K: 1 S: 6	H: 1 LOB: 1 BB: 0 P: 6	R: 1 E: 0 K: 1 S: 6	H: 1 LOB: 1 BB: 1 P: 10	R: 0 E: 0 K: 0 S: 4	H: 1 LOB: 1 BB: 0 P: 4	R: 0 E: 0 K: 0 S: 7	H: 5 LOB: 0 BB: 0 P: 7	R: 0 E: 1 K: 2 S: 9	H: 1 LOB: 2 BB: 0 P: 9	R: 0 E: 0 K: 1 S: 5	H: 0 LOB: 0 BB: 0 P: 5	R: 0 E: 0 K: 0 S: 3	H: 0 LOB: 1 BB: 1 P: 7	1B: 8 2B: 3 3B: 0 HR: 2	SF: 0 SAC: 0 DP: 1 HBP: 0	WP: 0 PB: 1 SB: 1 CS: 0	PA: 41					
PITCHER	IP	WLS	BF	H	R	ER	SO	BB	IBB	HBP	BLK	WP	HR	S	P	ERA	WHIP										
Joe Niekro, R ERA: 3.01	5.0	L	27	11	5	5	5	1	0	0	1	0	2	36	40	9.00	2.400										
Vern Riffe, R ERA: 3.91	2.0		7	1	0	0	2	0	0	0	0	0	0	11	11	0.00	0.500										
Julio Solano, R ERA: 2.35	2.0		7	0	0	0	1	1	0	0	0	0	0	8	12	0.00	0.500										

Batter	1	2	3	4	5	6	7	8	9	AB	R	H	RBI	BB	SO	LOB	BOTTOM										
Kevin Bass, S OBP: 0.253, SLG: 0.302	5-3		5-3		4-3			F8		4	0	0	0	0	0	0	Philadelphia Phillies @ Houston Astros Astrodome, Houston, TX Thu Jul 12 1984, 8:05 PM EDT Att: 17,036 - Unknown										
Craig Reynolds, L OBP: 0.292, SLG: 0.397	6-3		F3					F9		4	0	0	0	0	0	0											
Enos Cabell, R OBP: 0.343, SLG: 0.410	F8							6-3		4	0	0	0	0	1	0											
Jose Cruz, L OBP: 0.351, SLG: 0.418										2	2	0	0	2	0	0											
Jerry Mumphrey, S OBP: 0.344, SLG: 0.388										4	0	1	0	0	1	1											
Ray Knight, R OBP: 0.261, SLG: 0.291										4	0	0	0	0	1	3											
Phil Garner, R OBP: 0.316, SLG: 0.304										3	1	3	2	0	0	0											
Mark Bailey, S OBP: 0.288, SLG: 0.294										3	0	1	1	0	0	1											
Joe Niekro, R OBP: 0.174, SLG: 0.156 Vern Riffe, R OBP: 0.154, SLG: 0.083 Jim Pankovits, R OBP: 0.316, SLG: 0.361 Julio Solano, R OBP: 0.315, SLG: 0.310										2	0	0	0	0	1	0											
										0	0	0	0	0	0	0											
										1	0	0	0	0	1	1											
										0	0	0	0	0	0	0											
Inning Stats	R: 0 E: 0 K: 0 S: 3	H: 0 LOB: 0 BB: 0 P: 3	R: 1 E: 0 K: 0 S: 4	H: 1 LOB: 1 BB: 1 P: 8	R: 0 E: 0 K: 1 S: 5	H: 0 LOB: 0 BB: 0 P: 5	R: 1 E: 0 K: 1 S: 6	H: 2 LOB: 2 BB: 1 P: 10	R: 0 E: 0 K: 0 S: 3	H: 0 LOB: 0 BB: 0 P: 3	R: 0 E: 0 K: 0 S: 3	H: 0 LOB: 0 BB: 0 P: 3	R: 1 E: 0 K: 2 S: 9	H: 2 LOB: 1 BB: 0 P: 9	R: 0 E: 0 K: 0 S: 3	H: 0 LOB: 0 BB: 0 P: 3	R: 0 E: 0 K: 1 S: 5	H: 0 LOB: 0 BB: 0 P: 5	1B: 2 2B: 3 3B: 0 HR: 0	SF: 0 SAC: 0 DP: 0 HBP: 0	WP: 0 PB: 0 SB: 0 CS: 0	PA: 33					
PITCHER	IP	WLS	BF	H	R	ER	SO	BB	IBB	HBP	BLK	WP	HR	S	P	ERA	WHIP										
Steve Carlton, L ERA: 3.04	7.0		27	5	3	3	4	2	0	0	0	0	0	33	41	3.86	1.000										
Al Holland, L ERA: 2.71	2.0	S	6	0	0	0	1	0	0	0	0	0	0	8	8	0.00	0.000										



Batter	1	2	3	4	5	6	7	8	9	AB	R	H	RBI	BB	SO	LOB	TOP					
Garry Maddox, R OBP: 0.325, SLG: 0.404 (1, 8)										5	0	4	0	0	0	1	Philadelphia Phillies @ Houston Astros Astrodome, Houston, TX Sat Jul 14 1984, 8:05 PM EDT Att: 29,211 - Unknown					
Greg Gross, L OBP: 0.422, SLG: 0.364 (1, 3)										4	1	2	0	1	0	2						
Juan Samuel, R OBP: 0.344, SLG: 0.459 (1, 4)										5	0	3	0	0	1	3						
Mike Schmidt, R OBP: 0.391, SLG: 0.498 (1, 5)										5	0	0	0	0	0	8						
Ozzie Virgil, R OBP: 0.346, SLG: 0.537 (1, 2)										4	1	2	1	0	0	4						
Von Hayes, L OBP: 0.394, SLG: 0.430 (1, 9)										4	2	2	0	0	1	0						
Glenn Wilson, R OBP: 0.287, SLG: 0.422 (1, 7)										4	0	2	3	0	0	0						
Ivan De Jesus, R OBP: 0.320, SLG: 0.314 (1, 6)										3	0	1	0	1	0	2						
Jerry Koosman, R OBP: 0.073, SLG: 0.050 (8, PH)										3	0	0	0	0	2	2						
Tim Corcoran, L OBP: 0.445, SLG: 0.547 (8, 1)										1	0	0	0	0	0	1						
Al Holland, R (8, 1)										0	0	0	0	0	0	0						
Inning Stats	R: 1 E: 0 K: 0 S: 4	H: 3 LOB: 2 BB: 1 P: 8	R: 0 E: 0 K: 1 S: 6	H: 1 LOB: 1 BB: 0 P: 6	R: 0 E: 0 K: 1 S: 7	H: 2 LOB: 1 BB: 0 P: 7	R: 1 E: 0 K: 1 S: 7	H: 2 LOB: 1 BB: 0 P: 7	R: 0 E: 0 K: 0 S: 3	H: 1 LOB: 0 BB: 0 P: 3	R: 2 E: 0 K: 1 S: 7	H: 3 LOB: 0 BB: 0 P: 7	R: 0 E: 0 K: 0 S: 5	H: 2 LOB: 2 BB: 0 P: 5	R: 0 E: 0 K: 0 S: 3	H: 0 LOB: 1 BB: 1 P: 7	R: 0 E: 0 K: 0 S: 4	H: 2 LOB: 1 BB: 0 P: 4	1B: 14 2B: 2 3B: 1 HR: 0	SF: 0 SAC: 0 DP: 3 HBP: 0	WP: 0 PB: 0 SB: 0 CS: 1	PA: 40
PITCHER	IP WLS BF H R ER SO BB IBB HBP BLK WP HR S P ERA WHIP	IP WLS BF H R ER SO BB IBB HBP BLK WP HR S P ERA WHIP	PITCHER																			
Michael LaCoss, R ERA: 2.51 (1, 1)	3.2	18	8	2	2	3	1	0	0	0	0	0	0	0	23	27	4.91	2.455				
Vern Riffe, R ERA: 4.04 (4, 1)	2.1	L	9	4	2	2	1	0	0	0	0	0	0	0	11	11	7.71	1.714				
Dave Smith, R ERA: 1.93 (7, 1)	2.0		9	2	0	0	1	0	0	0	0	0	0	8	12	0.00	1.500					
Frank DiPino, L ERA: 3.48 (9, 1)	1.0		4	2	0	0	0	0	0	0	0	0	0	4	4	0.00	2.000					

Batter	1	2	3	4	5	6	7	8	9	AB	R	H	RBI	BB	SO	LOB	BOTTOM					
Bill Doran, S OBP: 0.355, SLG: 0.364 (1, 4)										4	1	1	0	1	0	1	Philadelphia Phillies @ Houston Astros Astrodome, Houston, TX Sat Jul 14 1984, 8:05 PM EDT Att: 29,211 - Unknown					
Craig Reynolds, L OBP: 0.291, SLG: 0.393 (1, 6)										4	0	1	0	0	0	2						
Phil Garner, R OBP: 0.326, SLG: 0.323 (1, 5)										4	2	1	0	1	0	3						
Jose Cruz, L OBP: 0.357, SLG: 0.426 (1, 7)										4	0	2	2	0	1	0						
Enos Cabell, R OBP: 0.337, SLG: 0.403 (1, 3)										4	0	0	1	0	0	2						
Kevin Bass, S OBP: 0.251, SLG: 0.295 (1, 8)										3	0	0	0	0	1	2						
Terry Puhl, L OBP: 0.371, SLG: 0.441 (1, 9)										4	0	2	0	0	0	2						
Mark Bailey, S OBP: 0.301, SLG: 0.319 (8, PR)										4	0	2	0	0	0	2						
Bert Pena, R (8, PR)										0	0	0	0	0	0	0						
Alan Ashby, S OBP: 0.307, SLG: 0.303 (9, 2)										0	0	0	0	0	0	0						
Michael LaCoss, R OBP: 0.143, SLG: 0.231 (4, 1)										1	0	0	0	0	0	1						
Vern Riffe, R OBP: 0.216, SLG: 0.320 (6, PH)										0	0	0	0	0	0	1						
Jerry Murphy, S OBP: 0.342, SLG: 0.385 (7, 1)										0	0	0	0	0	0	0						
Dave Smith, R (7, 1)										0	0	0	0	0	0	0						
Ray Knight, R OBP: 0.356, SLG: 0.285 (8, PH)										1	0	0	0	0	0	2						
Frank DiPino, L (9, 1)										0	0	0	0	0	0	0						
Inning Stats	R: 1 E: 0 K: 0 S: 5	H: 2 LOB: 1 BB: 0 P: 5	R: 0 E: 0 K: 0 S: 3	H: 1 LOB: 0 BB: 0 P: 4	R: 2 E: 1 K: 1 S: 7	H: 1 LOB: 2 BB: 1 P: 15	R: 0 E: 0 K: 0 S: 4	H: 1 LOB: 2 BB: 1 P: 8	R: 0 E: 0 K: 0 S: 5	H: 0 LOB: 0 BB: 0 P: 5	R: 0 E: 0 K: 0 S: 4	H: 1 LOB: 1 BB: 0 P: 4	R: 0 E: 0 K: 0 S: 3	H: 1 LOB: 0 BB: 0 P: 3	R: 0 E: 0 K: 0 S: 5	H: 2 LOB: 2 BB: 0 P: 5	R: 0 E: 0 K: 0 S: 3	H: 0 LOB: 0 BB: 0 P: 3	1B: 7 2B: 1 3B: 1 HR: 0	SF: 0 SAC: 1 DP: 2 HBP: 1	WP: 0 PB: 0 SB: 1 CS: 0	PA: 39
PITCHER	IP WLS BF H R ER SO BB IBB HBP BLK WP HR S P ERA WHIP	IP WLS BF H R ER SO BB IBB HBP BLK WP HR S P ERA WHIP	PITCHER																			
Jerry Koosman, L ERA: 2.88 (1, 1)	7.0	31	7	3	3	2	3	0	0	0	0	0	0	0	31	44	3.86	1.429				
Al Holland, L ERA: 2.63 (8, 1)	2.0	S	8	2	0	0	0	0	0	0	0	0	0	8	8	0.00	1.000					

Batter	1	2	3	4	5	6	7	8	9	10	11	12	13	14	15	16	AB	R	H	RBI	BB	SO	LOB	TOP					
Gary Maddox, R OBP: 0.316, SLG: 0.392 (1, 8)	5-3		6-3			5-3		K			F8			F7			6	0	0	0	0	1	2	Philadelphia Phillies @ Houston Astros Astrodome, Houston, TX Sun Jul 15 1984, 8:05 PM EDT Att. 15,276 - Unknown					
Juan Samuel, R Don Carman, L OBP: 0.328, SLG: 0.452 (1, 4)	F8		K			F3			K		1-3		F8				6	0	0	0	0	2	1						
Sinto Lezcano, R Al Holland, R OBP: 0.352, SLG: 0.503 (9, 1)	F6			F5		F2			F8			F7					4	0	0	0	0	0	0						
Tim Corcoran, L Bill Campbell, R OBP: 0.442, SLG: 0.542 (12, PH)																		0	0	0	0	0	0						
Kiko Garcia, R Mike Schmidt, R OBP: 0.302, SLG: 0.286 (14, 4)																		0	0	0	0	0	0						
Ozzie Virgil, R OBP: 0.346, SLG: 0.528 (1, 2)		F8		HR					K									6	1	1	1	0	2		1				
Glenn Wilson, R OBP: 0.289, SLG: 0.418 (1, 7)		F5																4	0	0	0	2	0		0				
John Wockentuss, R Von Hayes, L OBP: 0.360, SLG: 0.425 (10, PH)																			5	1	1	0	1		0	2			
Ivan De Jesus, R OBP: 0.317, SLG: 0.311 (1, 6)																			3	0	1	1	0		0	1			
Charles Hudson, S John Russell, R Larry Andersen, R Greg Gross, L OBP: 0.111, SLG: 0.167 (8, PH)			6-3																2	0	0	0	0		1	0			
Inning Stats	R: 0 E: 0 K: 1 S: 3	H: 0 LOB: 0 BB: 0 P: 3	R: 1 E: 0 K: 1 S: 6	H: 1 LOB: 1 BB: 1 P: 10	R: 0 E: 0 K: 1 S: 5	H: 0 LOB: 0 BB: 0 P: 5	R: 1 E: 0 K: 0 S: 4	H: 1 LOB: 0 BB: 0 P: 4	R: 0 E: 0 K: 2 S: 7	H: 0 LOB: 0 BB: 0 P: 7	R: 0 E: 0 K: 1 S: 5	H: 0 LOB: 1 BB: 1 P: 9	R: 0 E: 0 K: 2 S: 7	H: 1 LOB: 1 BB: 0 P: 7	R: 0 E: 0 K: 0 S: 2	H: 0 LOB: 0 BB: 1 P: 6	R: 0 E: 0 K: 0 S: 3	H: 0 LOB: 0 BB: 0 P: 3	R: 0 E: 0 K: 0 S: 3	H: 1 LOB: 0 BB: 0 P: 3	R: 0 E: 0 K: 0 S: 3	H: 1 LOB: 0 BB: 0 P: 3	R: 0 E: 0 K: 0 S: 3		H: 1 LOB: 0 BB: 0 P: 3	1B: 4 2B: 3 3B: 0 HR: 1	SF: 0 SAC: 0 DP: 4 HBP: 0	WP: 0 PB: 0 SB: 0 CS: 1	PA: 53
PITCHER	IP	WLS	BF	H	R	ER	SO	BB	IBB	HBP	BLK	WP	HR	S	P	ERA	WHIP												
Bob Knepper, L ERA: 2.75	9.0		31	3	2	2	9	2	0	0	0	0	0	0	0	2.00	0.556												
Bill Dawley, R ERA: 1.79	3.0		10	1	0	0	0	1	0	0	0	0	0	0	0	0.00	0.667												
Joe Sambito, L ERA: 1.11	1.0		3	0	0	0	0	0	0	0	0	0	0	0	0	0.00	0.000												
Julio Solano, R ERA: 2.08	2.0		6	1	0	0	0	0	0	0	0	0	0	0	0	0.00	0.500												
Frank DiPino, L ERA: 3.4	1.0	W	3	1	0	0	0	0	0	0	0	0	0	0	0	0.00	1.000												

Batter	1	2	3	4	5	6	7	8	9	10	11	12	13	14	15	16	AB	R	H	RBI	BB	SO	LOB	BOTTOM				
Bill Doran, S OBP: 0.356, SLG: 0.357 (1, 4)	K		2-3		F4			SH		F7		FC5-2	G4-1				5	0	0	0	3	1	3	Philadelphia Phillies @ Houston Astros Astrodome, Houston, TX Sun Jul 15 1984, 8:05 PM EDT Att. 15,276 - Unknown				
Craig Reynolds, L OBP: 0.288, SLG: 0.388 (1, 8)	5-3		F7			F8		SH			FC4-6		4-3		FC6-4		7	0	1	0	0	0	5					
Denny Walling, L OBP: 0.304, SLG: 0.354 (1, 5)	4-3			4-3		1-3		K		F2		FC5-2					8	0	1	0	0	1	6					
Jose Cruz, L OBP: 0.363, SLG: 0.431 (1, 7)				F8						FC4-6		F7					6	1	3	0	2	0	4					
Jerry Mumphrey, S OBP: 0.343, SLG: 0.381 (1, 8)		3-1																6	0	1	0	2	2		6			
Harry Spilman, L OBP: 0.356, SLG: 0.375 (1, 3)																		3	0	0	0	1	0		2			
Alan Ashby, S OBP: 0.308, SLG: 0.304 (11, 2)																		3	0	1	1	0	0		2			
Terry Puhl, L OBP: 0.373, SLG: 0.438 (1, 9)				F5														6	1	2	0	1	0		2			
Bob Knepper, L Enos Cabell, R OBP: 0.313, SLG: 0.233 (8, PH)																			3	1	1	2	0		2			
Inning Stats	R: 0 E: 0 K: 1 S: 5	H: 0 LOB: 0 BB: 0 P: 5	R: 0 E: 0 K: 1 S: 6	H: 1 LOB: 2 BB: 1 P: 10	R: 0 E: 0 K: 1 S: 5	H: 0 LOB: 0 BB: 0 P: 5	R: 0 E: 0 K: 0 S: 5	H: 1 LOB: 0 BB: 0 P: 6	R: 0 E: 1 K: 1 S: 5	H: 0 LOB: 2 BB: 2 P: 13	R: 0 E: 0 K: 0 S: 4	H: 1 LOB: 1 BB: 0 P: 4	R: 0 E: 0 K: 0 S: 4	H: 1 LOB: 3 BB: 2 P: 12	R: 0 E: 0 K: 1 S: 6	H: 1 LOB: 1 BB: 1 P: 10	R: 0 E: 0 K: 1 S: 6	H: 1 LOB: 2 BB: 1 P: 10	R: 1 E: 0 K: 0 S: 3	H: 2 LOB: 2 BB: 1 P: 7	1B: 9 2B: 3 3B: 1 HR: 1	SF: 0 SAC: 2 DP: 2 HBP: 0	WP: 3 PB: 0 SB: 0 CS: 0		PA: 69			
PITCHER	IP	WLS	BF	H	R	ER	SO	BB	IBB	HBP	BLK	WP	HR	S	P	ERA	WHIP											
Charles Hudson, R ERA: 4.54	7.0		27	4	2	2	6	2	0	0	0	0	0	0	0	2.57	0.857											
Larry Andersen, R ERA: 1.94	1.1		7	1	0	0	1	2	0	0	0	0	0	0	0	0.00	2.250											
Al Holland, L ERA: 2.53	2.2		9	2	0	0	0	0	0	0	0	0	0	0	0	0.00	0.750											
Bill Campbell, R ERA: 3.91	2.1		14	3	0	0	1	0	4	0	0	1	0	12	28	0.00	1.286											
Don Carman, L ERA: 3.0	2.0	L	12	3	1	1	2	0	3	0	0	0	2	0	13	25	4.50	1.500										

Batter	1	2	3	4	5	6	7	8	9	AB	R	H	RBI	BB	SO	LOB	TOP								
Garry Maddox, R OBP: 0.322, SLG: 0.417 (1, 8)	0-0 1B		0-0 4-3 2B		0-0 2H HR	0-0 F4		0-0 F8		5	1	3	2	0	0	1									
Von Hayes, L OBP: 0.361, SLG: 0.424 (1, 9)	0-0 1B		0-0 4-3		0-0 3B 1B		0-0 F7		0-0 F3	5	1	2	0	0	0	1									
Juan Samuel, R OBP: 0.340, SLG: 0.459 (1, 4)	0-3 K		0-3 K		0-0 1H 2B 3B		0-0 HR 2B		0-0 E5	5	2	2	1	0	2	3									
Mike Schmidt, R OBP: 0.390, SLG: 0.516 (1, 5)	0-3 K			0-0 1B G5-4-3	0-0 4-3 2B		0-0 2H HR		0-3 K	5	2	3	3	0	2	3									
Tim Corcoran, L OBP: 0.440, SLG: 0.536 (1, 3)	0-3 K			0-0 1B G5-4-3	0-0 4-3 2B		0-0 FC6-4 1B		0-0 5-3	5	0	2	0	0	1	4									
Ozzie Virgil, R OBP: 0.341, SLG: 0.520 (1, 2)		0-0 F8		0-0 G5-4-3	0-3 K		0-3 K			4	0	0	0	0	2	3									
Glenn Wilson, R OBP: 0.288, SLG: 0.415 (1, 7)		0-0 F8		0-0 6-3		0-0 1B		0-0 FC6-4		4	0	1	0	0	0	1									
Ivan De Jesus, R OBP: 0.316, SLG: 0.308 (1, 6)		0-0 F8			4-0 HR BB	0-0 F9		0-0 1-3		3	1	0	0	1	0	1									
Kevin Gross, R OBP: 0.048, SLG: 0.048 (1, 1)			0-3 K		0-3 K	0-3 K		0-0 F9		4	0	0	0	0	3	2									
Inning Stats	R: 0 E: 0 K: 3 S: 11	H: 2 LOB: 2 BB: 0 P: 11	R: 0 E: 0 K: 0 S: 3	H: 0 LOB: 0 BB: 0 P: 3	R: 0 E: 0 K: 2 S: 8	H: 1 LOB: 1 BB: 0 P: 8	R: 1 E: 0 K: 0 S: 4	H: 2 LOB: 0 BB: 0 P: 4	R: 4 E: 0 K: 2 S: 11	H: 4 LOB: 1 BB: 1 P: 15	R: 0 E: 0 K: 1 S: 6	H: 1 LOB: 1 BB: 0 P: 6	R: 2 E: 0 K: 1 S: 8	H: 3 LOB: 1 BB: 0 P: 8	R: 0 E: 0 K: 0 S: 3	H: 0 LOB: 0 BB: 0 P: 3	R: 0 E: 1 K: 1 S: 6	H: 0 LOB: 1 BB: 0 P: 6	1B: 7 2B: 3 3B: 1 HR: 2	SF: 0 SAC: 0 DP: 1 HBP: 0	WP: 0 PB: 0 SB: 3 CS: 0	PA: 41			
PITCHER	IP	WLS	BF	H	R	ER	SO	BB	IBB	HBP	BLK	WP	HR	S	P	ERA	WHIP								
Tom Hume, R ERA: 6.2 (1, 1)	4.1	L	21	8	5	5	6	1	0	0	0	0	1	32	36	10.38	2.077								
Keele Cato, R ERA: 5.91 (5, 1)	2.2		13	5	2	2	3	0	0	0	0	0	1	19	19	6.75	1.875								
John Franco, L ERA: 2.66 (8, 1)	2.0		7	0	0	0	1	0	0	0	0	0	0	9	9	0.00	0.000								

Philadelphia Phillies @ Cincinnati Reds
Riverfront Stadium, Cincinnati, OH
Mon Jul 16 1984, 7:05 PM EDT
Att: 15,460 - Unknown

AB	40
R	7
H	13
RBI	6
BB	1
SO	10
LOB	19



Batter	1	2	3	4	5	6	7	8	9	AB	R	H	RBI	BB	SO	LOB	BOTTOM								
Gary Redus, R OBP: 0.355, SLG: 0.374 (1, 7)	0-0 F8		0-0 F6			0-0 6-3		0-0 F7		4	0	0	0	0	0	1									
Eric Davis, R OBP: 0.238, SLG: 0.359 (1, 8)	4-0 F7 1B BB		0-0 F8			0-0 F2		0-0 F8		3	1	0	0	1	0	1									
Dan Driessen, L OBP: 0.376, SLG: 0.437 (1, 3)	4-0 1B 1-2 BB		0-0 F9			0-0 HR		0-0 F7		3	1	1	1	1	0	0									
Dave Parker, L OBP: 0.310, SLG: 0.382 (1, 9)	0-0 F7			0-3 K		0-0 F5		0-0 5-3		4	0	0	0	0	1	2									
Dave Concepcion, R OBP: 0.302, SLG: 0.324 (1, 6)	0-0 1B			0-0 CS 1B		0-0 G3-6-1 1B		0-0 FC6-4 1B		4	0	4	1	0	0	0									
Nick Esasky, R OBP: 0.286, SLG: 0.360 (1, 5)	0-0 4-3			0-3 K		0-0 K		0-0 FC6-4		4	0	0	0	0	2	5									
Tom Foley, L OBP: 0.339, SLG: 0.395 (1, 4)		0-0 4-3			0-3 K			0-0 F7		3	0	0	0	0	1	1									
John Franco, L (8, 1)							0-0 G3-6-1			0	0	0	0	0	0	0									
Dave Vangorder, R OBP: 0.250, SLG: 0.250 (1, 2)		0-0 G1-6-3 1B			0-0 4-3			0-0 F7		3	0	1	0	0	0	0									
Tom Hume, R OBP: 0.188, SLG: 0.133 (1, 1)		0-0 G1-6-3			0-0 5-3			0-0 1B		1	0	0	0	0	0	1									
Keele Cato, R OBP: 0.667, SLG: 0.667 (5, 1)										1	0	0	0	0	0	0									
Ron Oester, S OBP: 0.269, SLG: 0.273 (8, 4)										1	0	1	0	0	0	0									
Inning Stats	R: 1 E: 0 K: 0 S: 4	H: 1 LOB: 2 BB: 2 P: 12	R: 0 E: 0 K: 0 S: 3	H: 1 LOB: 0 BB: 0 P: 3	R: 0 E: 0 K: 2 S: 7	H: 1 LOB: 1 BB: 0 P: 7	R: 0 E: 0 K: 1 S: 5	H: 0 LOB: 0 BB: 0 P: 5	R: 1 E: 0 K: 0 S: 4	H: 1 LOB: 0 BB: 0 P: 4	R: 0 E: 0 K: 1 S: 5	H: 1 LOB: 0 BB: 0 P: 5	R: 0 E: 0 K: 0 S: 4	H: 1 LOB: 1 BB: 0 P: 4	R: 0 E: 0 K: 0 S: 4	H: 1 LOB: 1 BB: 0 P: 4	R: 0 E: 0 K: 0 S: 4	H: 1 LOB: 1 BB: 0 P: 4	1B: 6 2B: 1 3B: 0 HR: 1	SF: 0 SAC: 0 DP: 3 HBP: 0	WP: 0 PB: 0 SB: 1 CS: 1	PA: 33			
PITCHER	IP	WLS	BF	H	R	ER	SO	BB	IBB	HBP	BLK	WP	HR	S	P	ERA	WHIP								
Kevin Gross, R ERA: 3.51 (1, 1)	9.0	W	33	7	2	2	4	2	0	0	0	0	1	39	47	2.00	1.000								

Philadelphia Phillies @ Cincinnati Reds
Riverfront Stadium, Cincinnati, OH
Mon Jul 16 1984, 7:05 PM EDT
Att: 15,460 - Unknown

AB	31
R	2
H	7
RBI	2
BB	2
SO	4
LOB	11



Batter	1	2	3	4	5	6	7	8	9	AB	R	H	RBI	BB	SO	LOB	TOP								
Garry Maddox, R OBP: 0.321, SLG: 0.411 (1, 8)	F8		1B			F8		1-3		5	1	2	0	0	0	1	Philadelphia Phillies @ Cincinnati Reds Riverfront Stadium, Cincinnati, OH Wed Jul 18 1984, 7:05 PM EDT Att: 13,539 - Unknown								
Von Hayes, L OBP: 0.360, SLG: 0.426 (1, 7)	1-3		1B					4-3		5	1	2	0	0	0	2									
Juan Samuel, R OBP: 0.340, SLG: 0.458 (1, 4)			1B							5	1	3	0	0	0	1									
Mike Schmidt, R OBP: 0.393, SLG: 0.535 Kiko Garcia, R OBP: 0.236, SLG: 0.280 (7, 5)	K		1B							4	3	3	4	0	1	1									
Tim Corcoran, L OBP: 0.457, SLG: 0.543 (1, 3)			1B							3	1	2	1	2	0	0									
Sixto Lezcano, R OBP: 0.366, SLG: 0.545 (1, 9)			1B							5	0	3	1	0	1	1									
Bo Diaz, R OBP: 0.377 Al Holland, R (9, 1)			1B							3	0	0	1	0	0	2									
Ivan De Jesus, R OBP: 0.319, SLG: 0.306 (1, 6)			1B							3	0	0	0	1	2	1									
Shane Rawley, R Larry Andersen, R (7, 1) Ozzie Virgil, R OBP: 0.335, SLG: 0.510 Glenn Wilson, R OBP: 0.286, SLG: 0.411 (9, PH)			1B							3	0	0	0	0	2	0									
Inning Stats	R: 0 E: 0 K: 1 S: 6	H: 1 LOB: 1 BB: 0 P: 6	R: 0 E: 0 K: 0 S: 3	H: 1 LOB: 0 BB: 0 P: 3	R: 4 E: 1 K: 1 S: 11	H: 6 LOB: 2 BB: 0 P: 11	R: 0 E: 0 K: 2 S: 8	H: 1 LOB: 1 BB: 0 P: 8	R: 2 E: 0 K: 1 S: 7	H: 2 LOB: 1 BB: 1 P: 11	R: 0 E: 0 K: 0 S: 4	H: 1 LOB: 1 BB: 0 P: 4	R: 1 E: 0 K: 1 S: 6	H: 1 LOB: 0 BB: 0 P: 6	R: 0 E: 0 K: 0 S: 3	H: 0 LOB: 1 BB: 1 P: 7		R: 0 E: 0 K: 1 S: 6	H: 2 LOB: 2 BB: 1 P: 10	1B: 11 2B: 2 3B: 0 HR: 2	SF: 1 SAC: 0 DP: 1 HBP: 0	WP: 0 PB: 0 SB: 0 CS: 1	PA: 43		
PITCHER	IP	WLS	BF	H	R	ER	SO	BB	IBB	HBP	BLK	WP	HR	S	P	ERA	WHIP								
Jeff Russell, R ERA: 3.74 (1, 1)	2.2	L	15	8	4	4	2	0	0	0	0	0	0	19	19	13.50	3.000								
Keefe Cato, R ERA: 5.23 (3, 1)	2.1		11	3	2	2	3	1	0	0	0	0	1	16	20	7.71	1.714								
Brad Lesley, R ERA: 3.86 (6, 1)	2.0		8	2	1	1	1	0	0	0	0	0	1	10	10	4.50	1.000								
John Franco, L ERA: 2.55 (8, 1)	2.0		9	2	0	0	1	2	0	0	0	0	0	9	17	0.00	2.000								

Batter	1	2	3	4	5	6	7	8	9	AB	R	H	RBI	BB	SO	LOB	BOTTOM								
Gary Redus, R OBP: 0.349, SLG: 0.364 Duane Walker, L OBP: 0.413, SLG: 0.556 (7, PH) (8, 7)	6-3		K			5-3				3	0	0	0	0	1	0	Philadelphia Phillies @ Cincinnati Reds Riverfront Stadium, Cincinnati, OH Wed Jul 18 1984, 7:05 PM EDT Att: 13,539 - Unknown								
Eric Davis, R OBP: 0.242, SLG: 0.337 Dan Driessen, L OBP: 0.379, SLG: 0.437 (7, PH) (8, 3)	F5		BB			K				2	0	0	0	1	1	0									
Cesar Cedeno, R OBP: 0.320, SLG: 0.439 (1, 3) (8, 8)	5-3		BB			6-3				3	0	0	1	0	0	1									
Dave Parker, L OBP: 0.312, SLG: 0.382 (1, 9)	F7					6-3				4	1	1	0	0	0	2									
Dave Concepcion, R OBP: 0.301, SLG: 0.322 (1, 6)	K					F9				4	1	1	0	0	2	0									
Nick Esasky, R OBP: 0.294, SLG: 0.383 (1, 5)	1B					K				4	1	2	3	0	2	0									
Ron Oester, S OBP: 0.272, SLG: 0.276 (1, 4)	1B					6-3				4	1	2	0	0	0	0									
Dave Vangorder, R OBP: 0.313, SLG: 0.313 (1, 2)	F9					F4				4	1	1	0	0	0	2									
Jeff Russell, R OBP: 0.231, SLG: 0.200 Keefe Cato, R OBP: 0.200, SLG: 0.200 Steele Barnes, R OBP: 0.156, SLG: 0.156 Brad Lesley, R OBP: 0.335, SLG: 0.510 Tony Perez, R OBP: 0.294, SLG: 0.343 John Franco, L OBP: 0.286, SLG: 0.411 (9, PH)	6-3					F8				0	0	0	0	0	0	0									
Inning Stats	R: 0 E: 0 K: 0 S: 3	H: 0 LOB: 0 BB: 0 P: 3	R: 0 E: 0 K: 1 S: 7	H: 2 LOB: 2 BB: 0 P: 7	R: 0 E: 0 K: 1 S: 5	H: 0 LOB: 1 BB: 1 P: 9	R: 0 E: 0 K: 1 S: 5	H: 0 LOB: 0 BB: 0 P: 5	R: 0 E: 0 K: 0 S: 3	H: 0 LOB: 0 BB: 0 P: 3	R: 0 E: 0 K: 1 S: 5	H: 0 LOB: 0 BB: 0 P: 5	R: 5 E: 0 K: 1 S: 10	H: 5 LOB: 2 BB: 2 P: 18	R: 0 E: 0 K: 2 S: 7	H: 0 LOB: 0 BB: 0 P: 7		R: 0 E: 0 K: 2 S: 7	H: 0 LOB: 0 BB: 0 P: 7	1B: 6 2B: 0 3B: 0 HR: 1	SF: 1 SAC: 0 DP: 0 HBP: 0	WP: 0 PB: 0 SB: 0 CS: 0	PA: 37		
PITCHER	IP	WLS	BF	H	R	ER	SO	BB	IBB	HBP	BLK	WP	HR	S	P	ERA	WHIP								
Shane Rawley, L ERA: 5.32 (1, 1)	6.0	W	26	7	5	5	4	1	0	0	0	0	0	33	37	7.50	1.333								
Larry Andersen, R ERA: 1.86 (7, 1)	2.0		8	0	0	0	3	2	0	0	0	0	0	12	20	0.00	1.000								
Al Holland, L ERA: 2.45 (9, 1)	1.0	S	3	0	0	0	2	0	0	0	0	0	0	7	7	0.00	0.000								

Batter	1	2	3	4	5	6	7	8	9	AB	R	H	RBI	BB	SO	LOB	TOP
Garry Maddox, R OBP: 0.328, SLG: 0.412 Glenn Wilson, R OBP: 0.285, SLG: 0.409	4-0 BB G3-6-1		0-0 F7					0-0 4-3		2	0	1	0	1	0	0	Philadelphia Phillies @ Atlanta Braves Atlanta-Fulton County Stadium, Atlanta, GA Fri Jul 20 1984, 7:05 PM EDT Att: 29,162 - Unknown
Von Hayes, L OBP: 0.290, SLG: 0.417	0-0 G3-6-1 1-2		0-0 F7				0-0 4-3	0-0 6-3		4	0	0	0	0	0	2	
Juan Samuel, R OBP: 0.344, SLG: 0.462	0-3 K		0-0 1-3				0-0 F4	4-0 BB		3	0	0	0	1	1	0	
Mike Schmidt, R OBP: 0.391, SLG: 0.537 John Russell, R OBP: 0.364, SLG: 0.727		0-0 F8		0-0 HR			0-0 5-3	0-3 K		3	1	1	1	0	0	0	
Tim Corcoran, L OBP: 0.463, SLG: 0.552		0-0 1B 1B		0-0 F7			0-0 G3	0-3 K		4	0	1	0	0	1	1	
Sixto Lezcano, R OBP: 0.375, SLG: 0.546		0-0 G3 1B		0-0 CS 1B			0-0 F7	0-3 K		4	0	2	0	0	1	1	
Bo Diaz, R OBP: 0.357 Jim Kern, R		0-0 G3 1-2		0-0 G3 1-2			0-3 K2-3			3	0	0	0	0	1	3	
Ivan De Jesus, R OBP: 0.326, SLG: 0.312		4-0 BB		0-0 5-3			0-0 F9			2	0	0	0	1	0	0	
Charles Hudson, S OBP: 0.105, SLG: 0.158 Bill Campbell, R		0-3 K		0-3 K			0-3 K	0-0 F5		2	0	0	0	0	2	3	
Don Carman, L Greg Gross, L OBP: 0.400, SLG: 0.341										0	0	0	0	0	0	0	
Inning Stats	R: 0 E: 0 K: 1 S: 4	H: 0 LOB: 0 BB: 1 P: 8	R: 0 E: 0 K: 1 S: 7	H: 2 LOB: 3 BB: 1 P: 11	R: 0 E: 0 K: 0 S: 3	H: 0 LOB: 0 BB: 0 P: 3	R: 1 E: 0 K: 0 S: 4	H: 2 LOB: 1 BB: 0 P: 4	R: 0 E: 0 K: 1 S: 6	H: 0 LOB: 0 BB: 0 P: 3	R: 0 E: 0 K: 1 S: 5	H: 0 LOB: 0 BB: 0 P: 5	R: 0 E: 0 K: 0 S: 3	H: 0 LOB: 1 BB: 1 P: 13	1B: 4 2B: 0 3B: 0 HR: 1	SF: 0 SAC: 0 DP: 1 HBP: 0	WP: 0 PA: 33 CS: 1
PITCHER Len Barker, R ERA: 3.89	IP: 9.0 WLS: W BF: 33 H: 5 R: 1 ER: 1 SO: 7 BB: 3 IBB: 0 HBP: 0 BLK: 0 WP: 0 HR: 1 S: 44 P: 56 ERA: 1.00 WHIP: 0.889											PITCHER	IP: 9.0 WLS: W BF: 33 H: 5 R: 1 ER: 1 SO: 7 BB: 3 IBB: 0 HBP: 0 BLK: 0 WP: 0 HR: 1 S: 44 P: 56 ERA: 1.00 WHIP: 0.889				

AB	30
R	1
H	5
RBI	1
BB	3
SO	7
LOB	11



Batter	1	2	3	4	5	6	7	8	9	AB	R	H	RBI	BB	SO	LOB	BOTTOM		
Rafael Ramirez, R OBP: 0.316, SLG: 0.334	0-3 K		0-0 1-3					0-0 4-3		5	1	1	0	0	1	3	Philadelphia Phillies @ Atlanta Braves Atlanta-Fulton County Stadium, Atlanta, GA Fri Jul 20 1984, 7:05 PM EDT Att: 29,162 - Unknown		
Ken Oberkfell, L OBP: 0.341, SLG: 0.384	0-0 6-3		0-0 F8		4-0 1B 1B		0-0 3B	0-0 2B 1B		4	2	2	3	1	0	0			
Claudell Washington, L OBP: 0.416, SLG: 0.542	0-3 K		0-0 F8		1-3 2-H 3-H 1B		0-0 F7	0-0 1B 2B		5	1	2	3	0	1	1			
Dale Murphy, R OBP: 0.361, SLG: 0.513 Albert Hall, S OBP: 0.289, SLG: 0.288		0-3 K		0-0 HR		1-H 3-H 1B		0-0 F5		4	1	3	3	0	1	0			
Chris Chambliss, L OBP: 0.357, SLG: 0.386 Gerald Perry, L OBP: 0.364, SLG: 0.341		0-0 F7		0-0 1B		0-0 F9		0-0 E6		4	0	1	0	0	0	1			
Brad Komminsk, R OBP: 0.278, SLG: 0.368		0-0 HR		0-0 F3		4-0 1B 3B BB		0-0 FC6-4		4	3	2	3	1	0	3			
Glenn Hubbard, R OBP: 0.357, SLG: 0.414 Jerry Royster, R OBP: 0.295, SLG: 0.308		0-3 K		0-0 E5		0-0 6-3		0-0 K		4	1	0	0	0	2	3			
Alex Trevino, R OBP: 0.300, SLG: 0.350				0-0 5-3		0-0 F9		0-0 E6		4	1	0	0	0	0	4			
Len Barker, R OBP: 0.190, SLG: 0.083				0-0 6-3		0-0 F1		0-0 K		4	1	1	0	0	1	3			
Inning Stats	R: 0 E: 0 K: 2 S: 7	H: 0 LOB: 0 BB: 0 P: 7	R: 1 E: 0 K: 2 S: 8	H: 1 LOB: 0 BB: 0 P: 8	R: 0 E: 0 K: 0 S: 3	H: 0 LOB: 0 BB: 0 P: 3	R: 1 E: 0 K: 0 S: 5	H: 2 LOB: 1 BB: 0 P: 5	R: 4 E: 1 K: 0 S: 7	H: 3 LOB: 1 BB: 1 P: 11	R: 3 E: 1 K: 0 S: 6	H: 2 LOB: 1 BB: 1 P: 10	R: 3 E: 1 K: 2 S: 10	H: 2 LOB: 2 BB: 0 P: 10	R: 1 E: 0 K: 0 S: 6	H: 3 LOB: 2 BB: 0 P: 6		1B: 8 2B: 1 3B: 1 HR: 3	SF: 0 SAC: 0 DP: 0 HBP: 0
PITCHER Charles Hudson, R ERA: 4.51 Bill Campbell, R ERA: 3.45 Don Carman, L ERA: 6.23 Jim Kern, R ERA: 10.13	IP: 4.2 WLS: L BF: 22 H: 6 R: 6 ER: 2 SO: 4 BB: 1 IBB: 0 HBP: 0 BLK: 1 WP: 0 HR: 2 S: 29 P: 33 ERA: 3.86 WHIP: 1.500											PITCHER	IP: 4.2 WLS: L BF: 22 H: 6 R: 6 ER: 2 SO: 4 BB: 1 IBB: 0 HBP: 0 BLK: 1 WP: 0 HR: 2 S: 29 P: 33 ERA: 3.86 WHIP: 1.500						



Batter	1	2	3	4	5	6	7	8	9	AB	R	H	RBI	BB	SO	LOB	TOP		
Greg Gross, L (1, 7) OBP: 0.422, SLG: 0.349										4	2	1	1	0	0	0	Philadelphia Phillies @ Atlanta Braves Atlanta-Fulton County Stadium, Atlanta, GA Sun Jul 22 1984, 3:33 AM EDT Att: 26,334 - Unknown		
Von Hayes, L (1, 8) OBP: 0.354, SLG: 0.413										5	0	1	1	0	1	3			
Juan Samuel, R (1, 4) OBP: 0.341, SLG: 0.463										5	1	1	1	0	2	1			
Mike Schmidt, R (1, 5) OBP: 0.385, SLG: 0.527										3	1	0	1	0	1	0			
Tim Corcoran, L (1, 3) OBP: 0.465, SLG: 0.542										3	0	1	0	1	0	0			
Glenn Wilson, R (1, 9) OBP: 0.280, SLG: 0.401										4	1	0	0	0	0	3			
Ozzie Virgil, R (1, 2) OBP: 0.333, SLG: 0.498										4	0	1	2	0	1	0			
Ivan De Jesus, R (1, 6) OBP: 0.331, SLG: 0.317										3	1	2	0	1	0	0			
Steve Carlton, L (1, 1) OBP: 0.214, SLG: 0.304										4	0	0	0	0	2	4			
Al Holland, R (9, 1)										0	0	0	0	0	0	0			
Inning Stats	R: 2 E: 0 K: 0 S: 6	H: 3 LOB: 1 BB: 0 P: 6	R: 2 E: 0 K: 2 S: 10	H: 3 LOB: 1 BB: 0 P: 10	R: 0 E: 0 K: 1 S: 5	H: 0 LOB: 0 BB: 0 P: 5	R: 0 E: 0 K: 0 S: 3	H: 0 LOB: 0 BB: 0 P: 3	R: 0 E: 0 K: 0 S: 3	H: 0 LOB: 0 BB: 0 P: 3	R: 0 E: 0 K: 0 S: 8	H: 1 LOB: 2 BB: 1 P: 12	R: 2 E: 1 K: 1 S: 7	H: 1 LOB: 2 BB: 2 P: 15	R: 0 E: 0 K: 1 S: 5	H: 0 LOB: 0 BB: 0 P: 5	1B: 4 2B: 3 3B: 1 HR: 0	SF: 1 SAC: 0 DP: 0 HBP: 0	WP: 0 PA: 39 CS: 1
PITCHER	IP WLS BF H R ER SO BB IBB HBP BLK WP HR S P ERA WHIP	8.0 L 36 8 6 4 6 1 2 0 0 0 0 45 57 4.50 1.125	1.0 3 0 0 0 1 0 0 0 0 0 0 0 5 5 0.00 0.000																

Batter	1	2	3	4	5	6	7	8	9	AB	R	H	RBI	BB	SO	LOB	BOTTOM		
Jerry Royster, R (1, 7) OBP: 0.264, SLG: 0.305										4	0	0	0	0	1	1	Philadelphia Phillies @ Atlanta Braves Atlanta-Fulton County Stadium, Atlanta, GA Sun Jul 22 1984, 3:33 AM EDT Att: 26,334 - Unknown		
Rafael Ramirez, R (1, 6) OBP: 0.312, SLG: 0.331										4	0	0	0	0	1	0			
Dale Murphy, R (1, 8) OBP: 0.359, SLG: 0.508										4	0	1	0	0	1	0			
Bob Watson, R (1, 3) OBP: 0.276, SLG: 0.308										3	1	1	1	1	0	0			
Brad Komminsk, R (1, 9) OBP: 0.271, SLG: 0.348										4	0	0	0	0	1	2			
Randy Johnson, R (1, 5) OBP: 0.355, SLG: 0.414										2	1	0	0	1	0	0			
Glenn Hubbard, R (1, 4) OBP: 0.356, SLG: 0.412										3	0	1	0	0	0	0			
Bruce Benedict, R (1, 2) OBP: 0.286, SLG: 0.276										3	0	0	0	0	0	2			
Rick Mahler, R (1, 1) OBP: 0.361, SLG: 0.429										2	0	0	0	0	0	0			
Rufino Linares, R (8, PH) OBP: 0.200, SLG: 0.385										1	0	0	0	0	0	1			
Gene Garber, R (9, 1) OBP: 0.111, SLG: 0.111										0	0	0	0	0	0	0			
Inning Stats	R: 0 E: 0 K: 2 S: 7	H: 0 LOB: 0 BB: 0 P: 7	R: 0 E: 0 K: 0 S: 3	H: 0 LOB: 0 BB: 0 P: 3	R: 0 E: 0 K: 1 S: 6	H: 1 LOB: 1 BB: 1 P: 10	R: 0 E: 0 K: 0 S: 3	H: 0 LOB: 0 BB: 0 P: 3	R: 0 E: 0 K: 0 S: 3	H: 0 LOB: 0 BB: 0 P: 3	R: 0 E: 0 K: 0 S: 6	H: 0 LOB: 0 BB: 1 P: 10	R: 1 E: 0 K: 0 S: 4	H: 1 LOB: 0 BB: 0 P: 4	R: 0 E: 0 K: 0 S: 4	H: 0 LOB: 0 BB: 0 P: 4	1B: 1 2B: 1 3B: 0 HR: 1	SF: 0 SAC: 0 DP: 0 HBP: 0	WP: 1 PA: 32 CS: 0
PITCHER	IP WLS BF H R ER SO BB IBB HBP BLK WP HR S P ERA WHIP	8.0 W 28 2 1 1 4 2 1 1 4 0 1 4 4 9.00 1.000	1.0 4 1 1 1 0 0 0 0 0 0 0 1 4 4 9.00 1.000																



Batter	1	2	3	4	5	6	7	8	9	AB	R	H	RBI	BB	SO	LOB	TOP									
Bob Dernier, R OBP: 0.398, SLG: 0.395 (1, 8)	0-3 K		4-0 2B BB		0-0 5-3		0-0 5-3			3	0	0	0	1	1	1										
23 Ryne Sandberg, R OBP: 0.377, SLG: 0.545 (1, 4)	0-3 K		0-0 2B			0-3 K				4	0	1	0	0	3	0										
Gary Matthews, R OBP: 0.389, SLG: 0.385 Henry Cotto, R OBP: 0.301, SLG: 0.254 (1, 7) (8, 7)	4-0 BB		0-3 K			0-0 FC6-4 1B		0-0 F8		3	0	1	0	1	1	2										
Keith Moreland, R OBP: 0.324, SLG: 0.426 (1, 9)	0-0 F5			0-0 F1		0-0 FC6-4 1B HR		0-0 2B 1B		4	1	1	0	0	0	2										
Jody Davis, R OBP: 0.348, SLG: 0.477 (1, 2)		0-0 6-3		0-0 F8		0-0 HR 1B		0-0 2B		4	1	2	0	0	0	0										
Ron Cey, R OBP: 0.300, SLG: 0.400 (1, 5)		0-0 F8		0-3 K		0-0 HR		0-0 F7		4	1	1	3	0	1	2										
Leon Durham, L OBP: 0.386, SLG: 0.511 (1, 3)		0-0 F5			0-0 4-3		0-0 4-3		0-0 F7	4	0	0	0	0	0	0										
Larry Bowa, S OBP: 0.272, SLG: 0.278 (1, 6)			0-0 6-3		0-0 SH1-4 1B		0-0 G3		0-0 4-3	4	0	1	0	0	0	0										
Rick Sutcliffe, L OBP: 0.136, SLG: 0.182 Jay Johnstone, L OBP: 0.367, SLG: 0.364 Lee Smith, R (9, 1)			0-3 K		0-0 SH1-4 1-2		0-0 F5		0-3 K	2	0	0	0	0	1	0										
Inning Stats	R: 0 E: 0 K: 2 S: 7	H: 0 LOB: 1 BB: 1 P: 11	R: 0 E: 0 K: 0 S: 3	H: 0 LOB: 0 BB: 0 P: 3	R: 0 E: 0 K: 2 S: 8	H: 1 LOB: 2 BB: 1 P: 12	R: 0 E: 0 K: 1 S: 5	H: 0 LOB: 0 BB: 0 P: 5	R: 0 E: 0 K: 0 S: 4	H: 1 LOB: 1 BB: 0 P: 4	R: 3 E: 0 K: 1 S: 8	H: 3 LOB: 0 BB: 0 P: 8	R: 0 E: 0 K: 0 S: 3	H: 0 LOB: 0 BB: 0 P: 3	R: 0 E: 0 K: 1 S: 7	H: 2 LOB: 2 BB: 0 P: 7	R: 0 E: 0 K: 1 S: 5	H: 0 LOB: 0 BB: 0 P: 5	1B: 4 2B: 2 3B: 0 HR: 1	SF: 0 SAC: 1 DP: 0 HBP: 0	WP: 0 PB: 0 SB: 0 CS: 0	PA: 36				
PITCHER	IP	WLS	BF	H	R	ER	SO	BB	IBB	HBP	BLK	WP	HR	S	P	ERA	WHIP									
Shane Rawley, L ERA: 5.25 Larry Andersen, R ERA: 1.69	(1, 1) (7, 1)	6.0	L	25	5	3	3	6	2	0	0	0	0	1	35	43	4.50	1.167								

Chicago Cubs @ Philadelphia Phillies
Veterans Stadium, Philadelphia, PA
Mon Jul 23 1984, 7:05 PM EDT
Att: 32,243 - Unknown

livebaseballscores.com

AB 33
R 3
H 7
RBI 3
BB 2
SO 8
LOB 7



Batter	1	2	3	4	5	6	7	8	9	AB	R	H	RBI	BB	SO	LOB	BOTTOM									
Greg Gross, L OBP: 0.421, SLG: 0.356 (1, 7) (6, 3)	0-0 FC5 2B		4-0 BB BB		0-0 6-3		0-0 G3		0-0 6-3	4	0	1	0	1	0	0										
Von Hayes, L OBP: 0.356, SLG: 0.428 (1, 8) (6, 9)	0-0 F6		0-0 F7		0-0 2B		0-0 HR			4	1	2	1	0	0	2										
Juan Samuel, R OBP: 0.340, SLG: 0.459 (1, 4)	0-3 K		4-0 1-2 BB		0-3 K		0-3 K			3	0	0	0	1	3	2										
Mike Schmidt, R OBP: 0.384, SLG: 0.523 (1, 5)	4-0 BB		0-0 F4		0-0 5-3		0-0 4-3			3	0	0	0	1	0	3										
Tim Corcoran, L OBP: 0.465, SLG: 0.549 Garry Maddox, R OBP: 0.331, SLG: 0.414 (1, 3) (6, 8)	0-0 FC5 2-3f			0-0 4-3 2B 2B		0-0 2B		0-0 5-3		2	1	1	0	0	0	2										
Glenn Wilson, R OBP: 0.279, SLG: 0.396 (1, 9) (6, 7)		0-3 K		0-0 4-3		0-0 BB		0-0 F8		3	0	0	0	1	1	1										
Ozzie Virgil, R OBP: 0.332, SLG: 0.498 (1, 2)		0-0 F7		0-0 2B		0-3 K		0-0 F9		4	0	1	1	0	1	2										
Ivan De Jesus, R OBP: 0.329, SLG: 0.315 Len Matuszek, L OBP: 0.339, SLG: 0.442 Kiko Garcia, R OBP: 0.291, SLG: 0.275 John Wockenfuss, R OBP: 0.339, SLG: 0.441 (1, 6) (6, PH) (7, 6) (9, PH)		0-0 G3		0-0 F8		0-3 K		0-0 6-3		2	0	0	0	0	0	1										
Shane Rawley, R Sixto Lezcano, R Larry Andersen, R Bo Diaz, R OBP: 0.286, SLG: 0.351 (1, 1) (6, PH) (7, 1) (9, PH)			0-3 K		0-0 6-3		0-0 F8		0-0 6-3	2	0	0	0	0	1	1										
Inning Stats	R: 0 E: 0 K: 1 S: 6	H: 1 LOB: 2 BB: 1 P: 10	R: 0 E: 0 K: 1 S: 5	H: 0 LOB: 0 BB: 0 P: 5	R: 0 E: 0 K: 1 S: 5	H: 0 LOB: 2 BB: 2 P: 13	R: 1 E: 0 K: 0 S: 5	H: 2 LOB: 1 BB: 0 P: 5	R: 0 E: 0 K: 1 S: 6	H: 1 LOB: 1 BB: 0 P: 6	R: 0 E: 0 K: 2 S: 8	H: 1 LOB: 2 BB: 1 P: 12	R: 1 E: 0 K: 1 S: 6	H: 1 LOB: 0 BB: 0 P: 6	R: 0 E: 0 K: 0 S: 3	H: 0 LOB: 0 BB: 0 P: 3	R: 0 E: 0 K: 0 S: 3	H: 0 LOB: 0 BB: 0 P: 3	1B: 0 2B: 5 3B: 0 HR: 1	SF: 0 SAC: 0 DP: 0 HBP: 0	WP: 0 PB: 0 SB: 0 CS: 0	PA: 37				
PITCHER	IP	WLS	BF	H	R	ER	SO	BB	IBB	HBP	BLK	WP	HR	S	P	ERA	WHIP									
Rick Sutcliffe, R ERA: 4.12 Lee Smith, R ERA: 3.75	(1, 1) (9, 1)	8.0	W	34	6	2	2	7	4	0	0	0	0	1	44	60	2.25	1.250								

Chicago Cubs @ Philadelphia Phillies
Veterans Stadium, Philadelphia, PA
Mon Jul 23 1984, 7:05 PM EDT
Att: 32,243 - Unknown

livebaseballscores.com

AB 33
R 2
H 6
RBI 2
BB 4
SO 7
LOB 18



Batter	1	2	3	4	5	6	7	8	9	AB	R	H	RBI	BB	SO	LOB	TOP					
Bob Dernier, R (1, 8) OBP: 0.398, SLG: 0.395										5	1	2	0	0	1	3						
23 Ryne Sandberg, R (1, 4) OBP: 0.375, SLG: 0.544										5	1	1	0	0	0	2						
Gary Matthews, R (1, 7) OBP: 0.393, SLG: 0.397										4	0	3	1	0	0	0						
Keith Moreland, R (1, 9) OBP: 0.323, SLG: 0.425										3	0	1	1	0	1	1						
Jody Davis, R (1, 2) OBP: 0.344, SLG: 0.471										4	0	0	0	0	1	4						
Ron Cey, R (1, 5) OBP: 0.296, SLG: 0.395										4	0	0	0	0	0	1						
Leon Durham, L (1, 3) OBP: 0.384, SLG: 0.507										4	0	1	0	0	1	2						
Larry Bowa, S (1, 6) OBP: 0.272, SLG: 0.279										3	0	1	0	0	0	1						
Gary Woods, R (9, PH) OBP: 0.359, SLG: 0.478										1	0	0	0	0	1	0						
Scott Sanderson, R (1, 1) OBP: 0.154, SLG: 0.083										2	0	0	0	0	1	3						
Dan Rohr, L (6, PH) OBP: 0.167, SLG: 0.667										1	0	0	0	0	0	0						
Tim Stoddard, R (6, 1) OBP: 0.111, SLG: 0.111										0	0	0	0	0	0	0						
Henry Cotto, R (9, PH) OBP: 0.311, SLG: 0.254										0	0	0	0	1	0	0						
Inning Stats	R: 1 E: 0 K: 1 S: 7	H: 2 LOB: 1 BB: 0 P: 7	R: 0 E: 0 K: 0 S: 4	H: 1 LOB: 1 BB: 0 P: 4	R: 0 E: 0 K: 0 S: 5	H: 2 LOB: 2 BB: 0 P: 5	R: 0 E: 1 K: 1 S: 7	H: 1 LOB: 2 BB: 0 P: 7	R: 1 E: 0 K: 0 S: 8	H: 2 LOB: 0 BB: 0 P: 8	R: 0 E: 0 K: 0 S: 3	H: 1 LOB: 0 BB: 0 P: 3	R: 0 E: 0 K: 0 S: 3	H: 0 LOB: 0 BB: 0 P: 3	R: 0 E: 0 K: 1 S: 5	H: 0 LOB: 0 BB: 0 P: 5	R: 0 E: 0 K: 2 S: 7	H: 0 LOB: 1 BB: 1 P: 11	1B: 6 2B: 3 3B: 0 HR: 0	SF: 1 SAC: 0 DP: 0 HBP: 0	WP: 0 PB: 0 SB: 1 CS: 1	PA: 39
PITCHER	IP WLS BF H R ER SO BB IBB HBP BLK WP HR S P ERA WHIP																					
Jerry Koosman, L (1, 1) ERA: 2.75	7.0 W 31 9 2 2 3 0 0 0 0 0 0 0 37 37 2.57 1.286																					
Al Holland, L (8, 1) ERA: 2.44	2.0 S 7 0 0 0 3 1 0 0 0 0 0 0 12 16 0.00 0.500																					

Chicago Cubs @ Philadelphia Phillies
Veterans Stadium, Philadelphia, PA
Tue Jul 24 1984, 7:05 PM EDT
Att: 37,063 - Unknown

AB 36
R 2
H 9
RBI 2
BB 1
SO 6
LOB 17

Batter	1	2	3	4	5	6	7	8	9	AB	R	H	RBI	BB	SO	LOB	BOTTOM			
Garry Maddox, R (1, 8) OBP: 0.324, SLG: 0.405										5	0	0	0	0	1	6				
Greg Gross, L (1, 3) OBP: 0.432, SLG: 0.394										4	0	3	0	0	0	0				
Al Holland, R (8, 1)										0	0	0	0	0	0	0				
Juan Samuel, R (1, 4) OBP: 0.337, SLG: 0.455										4	0	0	0	0	1	3				
Mike Schmidt, R (1, 5) OBP: 0.383, SLG: 0.518										3	0	0	0	1	0	2				
Ozzie Virgil, R (1, 2) OBP: 0.328, SLG: 0.491										4	0	0	0	0	2	3				
Von Hayes, L (1, 9) OBP: 0.355, SLG: 0.423										3	1	0	0	1	0	0				
Glenn Wilson, R (1, 7) OBP: 0.290, SLG: 0.405										4	1	4	0	0	0	0				
Ivan De Jesus, R (1, 6) OBP: 0.331, SLG: 0.317										4	0	2	1	0	2	2				
Jerry Koosman, R (1, 1) OBP: 0.109, SLG: 0.089										1	0	1	1	0	0	0				
Len Matuszek, L (7, PH) OBP: 0.346, SLG: 0.465										1	1	1	1	1	0	0				
Inning Stats	R: 0 E: 0 K: 0 S: 4	H: 1 LOB: 1 BB: 0 P: 4	R: 1 E: 0 K: 0 S: 5	H: 2 LOB: 2 BB: 1 P: 9	R: 0 E: 0 K: 1 S: 6	H: 1 LOB: 1 BB: 0 P: 6	R: 0 E: 0 K: 0 S: 5	H: 3 LOB: 1 BB: 0 P: 5	R: 0 E: 0 K: 0 S: 3	H: 0 LOB: 0 BB: 0 P: 3	R: 0 E: 0 K: 1 S: 6	H: 1 LOB: 1 BB: 0 P: 6	R: 1 E: 0 K: 3 S: 11	H: 2 LOB: 2 BB: 1 P: 15	R: 0 E: 0 K: 1 S: 6	H: 1 LOB: 2 BB: 1 P: 10	1B: 9 2B: 1 3B: 1 HR: 1	SF: 0 SAC: 1 DP: 1 HBP: 0	WP: 0 PB: 0 SB: 2 CS: 0	PA: 37
PITCHER	IP WLS BF H R ER SO BB IBB HBP BLK WP HR S P ERA WHIP																			
Scott Sanderson, R (1, 1) ERA: 3.44	5.0 22 4 1 1 5 0 2 0 0 0 0 1 23 27 3.60 1.600																			
Tim Stoddard, R (6, 1) ERA: 2.49	3.0 L 15 4 1 1 5 0 0 0 0 0 0 1 23 31 3.00 1.333																			

Chicago Cubs @ Philadelphia Phillies
Veterans Stadium, Philadelphia, PA
Tue Jul 24 1984, 7:05 PM EDT
Att: 37,063 - Unknown

AB 33
R 3
H 11
RBI 3
BB 3
SO 6
LOB 16

Batter	1	2	3	4	5	6	7	8	9	AB	R	H	RBI	BB	SO	LOB	TOP	
Tim Raines, S (1, 8) OBP: 0.395, SLG: 0.430										5	1	2	0	0	2	3	Montreal Expos @ Philadelphia Phillies Veterans Stadium, Philadelphia, PA Sat Jul 28 1984, 7:05 PM EDT Att: 34,303 - Unknown livebaseballscorecards.com	
Pete Rose, S (1, 3) OBP: 0.347, SLG: 0.309										4	1	0	0	1	0	2		
Andre Dawson, R (1, 9) OBP: 0.290, SLG: 0.353										4	2	2	1	1	0	2		
Gary Carter, R (1, 2) OBP: 0.359, SLG: 0.524										5	0	1	1	1	0	4		
Tim Wallach, R (1, 5) OBP: 0.321, SLG: 0.442										4	0	1	1	1	1	3		
Jim Welford, R (1, 7) OBP: 0.309, SLG: 0.357										3	0	2	0	0	1	0		
Dan Driessen, L (8, PH) OBP: 0.375, SLG: 0.432										1	0	0	0	0	2			
Mike Ramsey, S (8, 6) OBP: 0.147, SLG: 0.152										1	0	0	0	0	2			
Derrel Thomas, S (1, 6) OBP: 0.366, SLG: 0.397										3	0	1	1	0	1	1		
Doug Flynn, R (1, 4) OBP: 0.297, SLG: 0.313										3	0	1	0	1	0	1		
Bryn Smith, R (1, 1) OBP: 0.214, SLG: 0.189										3	0	1	0	1	2	4		
Inning Stats	R: 1 E: 1 K: 0 S: 5	H: 2 LOB: 1 BB: 0 P: 5	R: 0 E: 0 K: 1 S: 6	H: 1 LOB: 2 BB: 1 P: 10	R: 1 E: 0 K: 0 S: 3	H: 1 LOB: 0 BB: 1 P: 7	R: 0 E: 0 K: 2 S: 8	H: 1 LOB: 1 BB: 0 P: 8	R: 0 E: 0 K: 1 S: 6	H: 1 LOB: 1 BB: 0 P: 6	R: 1 E: 0 K: 1 S: 7	H: 2 LOB: 2 BB: 2 P: 15	R: 1 E: 0 K: 0 S: 5	H: 2 LOB: 2 BB: 1 P: 9	1B: 7 2B: 5 3B: 0 HR: 0	SF: 0 SAC: 1 DP: 2 HBP: 0	WP: 0 PB: 0 SB: 1 CS: 1	PA: 42
PITCHER	IP WLS BF H R ER SO BB IBB HBP BLK WP HR S P ERA WHIP																	
Shane Rawley, L (1, 1) ERA: 5.11	7.1 L 32 8 3 3 6 2 1 0 0 0 0 41 53 3.68 1.364																	
Larry Andersen, R (8, 1) ERA: 1.51	0.2 4 1 0 0 1 0 1 0 0 0 0 5 9 0.00 1.500																	
Al Holland, L (9, 1) ERA: 2.53	1.0 6 2 1 1 0 1 0 0 0 0 0 5 9 9.00 3.000																	

Batter	1	2	3	4	5	6	7	8	9	AB	R	H	RBI	BB	SO	LOB	BOTTOM			
Juan Samuel, R (1, 4) OBP: 0.338, SLG: 0.465										3	1	0	0	0	1	1	Montreal Expos @ Philadelphia Phillies Veterans Stadium, Philadelphia, PA Sat Jul 28 1984, 7:05 PM EDT Att: 34,303 - Unknown livebaseballscorecards.com			
Von Hayes, L (1, 8) OBP: 0.353, SLG: 0.414										4	0	1	1	0	0	1				
Tim Corcoran, L (1, 3) OBP: 0.455, SLG: 0.532										4	0	0	0	0	0	1				
Mike Schmidt, R (1, 5) OBP: 0.377, SLG: 0.507										4	0	0	0	0	0	1				
Sixto Lezcano, R (1, 9) OBP: 0.373, SLG: 0.533										3	0	1	0	1	2	1				
Ozzie Virgil, R (1, 2) OBP: 0.331, SLG: 0.497										4	0	2	0	0	0	1				
Glenn Wilson, R (1, 7) OBP: 0.293, SLG: 0.407										3	0	0	0	0	3					
Ivan De Jesus, R (1, 6) OBP: 0.324, SLG: 0.307										3	0	0	0	0	0	1				
Shane Rawley, R (1, 1) Larry Andersen, R (8, 1) Greg Gross, L (8, PH) Al Holland, R (9, 1)										2	0	0	0	0	0	0				
Inning Stats	R: 1 E: 0 K: 1 S: 6	H: 1 LOB: 1 BB: 0 P: 7	R: 0 E: 0 K: 0 S: 3	H: 0 LOB: 0 BB: 0 P: 3	R: 0 E: 0 K: 0 S: 3	H: 0 LOB: 0 BB: 0 P: 3	R: 0 E: 0 K: 0 S: 5	H: 2 LOB: 2 BB: 0 P: 5	R: 0 E: 0 K: 0 S: 3	H: 0 LOB: 0 BB: 0 P: 3	R: 0 E: 0 K: 1 S: 6	H: 1 LOB: 1 BB: 0 P: 6	R: 0 E: 0 K: 1 S: 4	H: 0 LOB: 0 BB: 1 P: 8	R: 0 E: 0 K: 0 S: 3	H: 0 LOB: 1 BB: 1 P: 7		1B: 4 2B: 1 3B: 0 HR: 0	SF: 0 SAC: 0 DP: 1 HBP: 1	WP: 0 PB: 0 SB: 2 CS: 0
PITCHER	IP WLS BF H R ER SO BB IBB HBP BLK WP HR S P ERA WHIP																			
Bryn Smith, R (1, 1) ERA: 2.84	9.0 W 33 4 1 1 3 2 0 1 0 0 0 36 45 1.00 0.667																			

Batter	1	2	3	4	5	6	7	8	9	AB	R	H	RBI	BB	SO	LOB	TOP																	
Tim Raines, S (1, 8) OBP: 0.398, SLG: 0.433	F9		F9		5-3		1B		F9	5	1	3	0	0	0	0	Montreal Expos @ Philadelphia Phillies Veterans Stadium, Philadelphia, PA Sun Jul 29 1984, 3:33 AM EDT Att: 40,965 - Unknown livebaseballscorecards.com																	
Derrel Thomas, S (1, 6) OBP: 0.360, SLG: 0.390	K		K		K		CS		3-1	5	0	1	1	1	0	3		AB 38 R 4 H 12 RBI 4 BB 0 SO 6 LOB 15																
Andre Dawson, R (1, 9) OBP: 0.295, SLG: 0.358	E1		FC1-4-5				1B			4	2	3	1	0	0	1																		
Gary Carter, R (1, 3) OBP: 0.358, SLG: 0.521			FC5-4		5-3		F8			4	0	1	1	0	0	3																		
Tim Wallach, R (1, 5) OBP: 0.320, SLG: 0.440	F9			K					F9	4	0	1	1	0	1	1																		
Jim Wothford, R (1, 7) OBP: 0.315, SLG: 0.361										4	0	2	0	0	0	1																		
Bobby Ramos, R (1, 2) OBP: 0.238, SLG: 0.179			FC1-6		4-3				4-3	3	0	0	0	0	0	3																		
Mike Stenhouse, L (8, PH) OBP: 0.324, SLG: 0.330			FC1-6		4-3				3-1	1	0	0	0	0	0	0																		
Doug Flynn, R (1, 4) OBP: 0.298, SLG: 0.313			F9						4-3	3	1	1	0	0	0	2																		
Miguel Dilone, S (9, PH) OBP: 0.331, SLG: 0.369			F9							1	0	0	0	0	0	0																		
Mike Ramsey, S (9, 4) OBP: 0.147, SLG: 0.152			F9							0	0	0	0	0	0	0																		
Bill Gullickson, R (1, 1) OBP: 0.111, SLG: 0.114			F9						4-3	2	0	0	0	0	1	1																		
Pete Rose, S (7, PH) OBP: 0.346, SLG: 0.307			F9						4-3	1	0	0	0	0	1	1																		
Steve Rogers, R (7, 1) OBP: 0.269, SLG: 0.320										0	0	0	0	0	0	0																		
Dan Driessen, L (9, PH) OBP: 0.374, SLG: 0.430										1	0	0	0	0	0	0																		
Jeff Reardon, R (9, 1) OBP: 0.374, SLG: 0.430										0	0	0	0	0	0	0																		
Inning Stats	R: 1 E: 1 K: 1 S: 7	H: 2 LOB: 1 BB: 0 P: 7	R: 0 E: 0 K: 0 S: 4	H: 1 LOB: 1 BB: 0 P: 4	R: 0 E: 0 K: 1 S: 6	H: 1 LOB: 1 BB: 0 P: 6	R: 0 E: 0 K: 1 S: 6	H: 0 LOB: 0 BB: 0 P: 7	R: 1 E: 0 K: 0 S: 5	H: 2 LOB: 1 BB: 0 P: 5	R: 2 E: 0 K: 1 S: 8	H: 4 LOB: 1 BB: 0 P: 8	R: 0 E: 0 K: 0 S: 3	H: 0 LOB: 0 BB: 0 P: 3	R: 0 E: 0 K: 0 S: 4	H: 1 LOB: 1 BB: 0 P: 4	1B: 12 2B: 0 3B: 0 HR: 0	SF: 0 SAC: 0 DP: 0 HBP: 0	WP: 0 PB: 0 SB: 2 CS: 1	PA: 38														
PITCHER	IP WLS BF H R ER SO BB IBB HBP BLK WP HR S P ERA WHIP																																	
Jerry Koosman, L (1, 1) ERA: 2.81	6.1	29	10	4	3	6	0	0	0	0	0	0	0	0	41	41	4.26	1.579																
Larry Andersen, R (7, 1) ERA: 1.56	1.2	5	1	0	0	0	0	0	0	0	0	0	0	0	5	5	0.00	0.600																
Kevin Gross, R (9, 1) ERA: 4.05	1.0	W	4	1	0	0	0	0	0	0	0	0	0	0	4	4	0.00	1.000																

Batter	1	2	3	4	5	6	7	8	9	AB	R	H	RBI	BB	SO	LOB	BOTTOM																	
Juan Samuel, R (1, 4) OBP: 0.338, SLG: 0.470	HR		F9	P3			K			4	1	1	1	0	1	1	Montreal Expos @ Philadelphia Phillies Veterans Stadium, Philadelphia, PA Sun Jul 29 1984, 3:33 AM EDT Att: 40,965 - Unknown livebaseballscorecards.com																	
Von Hayes, L (1, 8) OBP: 0.355, SLG: 0.435	HR		F8			HR	1-3			4	2	2	2	0	0	0																		
Mike Schmidt, R (1, 5) OBP: 0.378, SLG: 0.506	5-3		BB	1B		F6-4-3	BB		6-3	3	1	1	0	1	0	0																		
Sixto Lezcano, R (1, 9) OBP: 0.371, SLG: 0.524	5-3		1B	BB		P3			F9	3	0	0	0	1	0	1																		
Tim Corcoran, L (1, 3) OBP: 0.450, SLG: 0.524	K2-3		1-3	2-H		F6-4-3			1-3	4	0	1	1	0	1	1																		
Glenn Wilson, R (1, 7) OBP: 0.289, SLG: 0.401			F8	F8			F9		K	4	0	0	0	0	1	2																		
Bo Diaz, R (1, 2) OBP: 0.269, SLG: 0.328			F9				F7		P4	4	0	0	0	0	0	0																		
Ivan De Jesus, R (1, 6) OBP: 0.329, SLG: 0.314							F9		HR	3	1	2	0	1	0	0																		
Jerry Koosman, R (1, 1) OBP: 0.122, SLG: 0.104									BB	3	0	1	0	0	1	2																		
Larry Andersen, R (7, 1) ERA: 5.6			K				5-3		HR	0	0	0	0	0	0	0																		
Kevin Gross, R (9, 1) OBP: 0.045, SLG: 0.045										0	0	0	0	0	0	0																		
Len Matuszek, L (9, PH) OBP: 0.340, SLG: 0.470									1-H	1	1	1	2	0	0	0																		
Inning Stats	R: 2 E: 0 K: 1 S: 7	H: 2 LOB: 0 BB: 0 P: 7	R: 0 E: 0 K: 1 S: 6	H: 1 LOB: 1 BB: 0 P: 6	R: 1 E: 0 K: 0 S: 5	H: 2 LOB: 2 BB: 1 P: 9	R: 0 E: 0 K: 0 S: 4	H: 1 LOB: 1 BB: 0 P: 4	R: 1 E: 0 K: 0 S: 3	H: 1 LOB: 0 BB: 1 P: 7	R: 0 E: 0 K: 0 S: 4	H: 1 LOB: 1 BB: 0 P: 4	R: 0 E: 0 K: 1 S: 5	H: 0 LOB: 0 BB: 0 P: 5	R: 0 E: 0 K: 1 S: 5	H: 0 LOB: 0 BB: 0 P: 5	R: 2 E: 0 K: 0 S: 2	H: 1 LOB: 0 BB: 1 P: 6	1B: 4 2B: 1 3B: 0 HR: 4	SF: 0 SAC: 0 DP: 1 HBP: 0	WP: 0 PB: 0 SB: 0 CS: 0	PA: 36												
PITCHER	IP WLS BF H R ER SO BB IBB HBP BLK WP HR S P ERA WHIP																																	
Bill Gullickson, R (1, 1) ERA: 3.84	6.0	27	8	4	4	2	2	0	0	0	0	0	0	0	10	10	6.00	1.667																
Steve Rogers, R (7, 1) ERA: 5.6	2.0	6	0	0	0	2	0	0	0	0	0	0	0	10	10	0.00	0.000																	
Jeff Reardon, R (9, 1) ERA: 2.94	0.1	L	3	1	2	2	0	1	0	0	0	0	0	1	2	6	54.00	6.000																

Batter	1	2	3	4	5	6	7	8	9	AB	R	H	RBI	BB	SO	LOB	TOP								
Juan Samuel, R (1,4) OBP: 0.335, SLG: 0.470	K	FC6-4			4-3		K		S	5	0	1	0	0	2	2	Philadelphia Phillies @ Chicago Cubs Wrigley Field, Chicago, IL Wed Aug 01 1984, 3:33 AM CDT Att: 32,900 - Unknown livebaseballscorecards.com								
Greg Gross, L (1,7) OBP: 0.409, SLG: 0.372 Al Holland, R (9,1)	BB		F8		4-3		1B		3-1	4	0	1	0	1	0	1									
Von Hayes, L (1,9) OBP: 0.355, SLG: 0.458	F9		HR				1B		3-1	5	1	3	1	0	0	2									
Mike Schmidt, R (1,5)	5-3		5-3		3B		L3			3	0	0	0	1	0	3									
Len Matuszek, L (1,3)		1B	2B	HR		F9			F8	4	2	2	1	0	0	2									
Ozzie Virgil, R (1,2) OBP: 0.324, SLG: 0.480		6-3	4-3			F8			K	4	0	0	0	0	1	1									
Garry Maddox, R (1,8) OBP: 0.317, SLG: 0.396		5-3			6-3				K	4	0	0	0	0	1	1									
Ivan De Jesus, R (1,6) OBP: 0.327, SLG: 0.310 Tim Corcoran, L (9,PH) OBP: 0.442, SLG: 0.514 Kiko Garcia, R (9,6) OBP: 0.281, SLG: 0.264	1B	BB			6-3		F8		K	2	0	0	0	1	0	0									
Steve Carlton, L (1,1) OBP: 0.217, SLG: 0.300 Glenn Wilson, R (7,PH) OBP: 0.283, SLG: 0.393 Larry Andersen, R (7,1) Sixto Lezcano, R (9,PH) OBP: 0.368, SLG: 0.513	FC6-4	1B			4-3		L4		1B	2	0	1	1	0	0	0									
Inning Stats	R: 0 E: 0 K: 1 S: 5	H: 0 LOB: 1 BB: 1 P: 9	R: 1 E: 0 K: 0 S: 5	H: 2 LOB: 2 BB: 1 P: 9	R: 2 E: 0 K: 0 S: 5	H: 2 LOB: 0 BB: 0 P: 5	R: 0 E: 0 K: 0 S: 3	H: 0 LOB: 0 BB: 0 P: 3	R: 0 E: 0 K: 0 S: 4	H: 1 LOB: 2 BB: 1 P: 8	R: 0 E: 0 K: 0 S: 3	H: 0 LOB: 0 BB: 0 P: 3	R: 0 E: 0 K: 2 S: 7	H: 2 LOB: 2 BB: 0 P: 7	R: 0 E: 0 K: 2 S: 7	H: 0 LOB: 0 BB: 0 P: 7		R: 1 E: 0 K: 1 S: 6	H: 1 LOB: 1 BB: 1 P: 10	1B: 4 2B: 1 3B: 1 HR: 2	SF: 0 SAC: 0 DP: 0 HBP: 0	WP: 0 PB: 0 SB: 2 CS: 0	PA: 39		
PITCHER	IP	WLS	BF	H	R	ER	SO	BB	IBB	HBP	BLK	WP	HR	S	P	ERA	WHIP								
Dick Ruthven, R (1,1) ERA: 4.67	6.2		29	6	3	3	2	3	0	0	0	0	2	30	42	4.05	1.350								
George Frazier, R (7,1) ERA: 3.95	1.2		7	1	1	0	3	1	0	0	0	0	0	12	16	0.00	1.200								
Lee Smith, R (9,1) ERA: 3.61	0.2	W	3	1	0	0	0	0	0	0	0	0	0	3	3	0.00	1.500								

Batter	1	2	3	4	5	6	7	8	9	AB	R	H	RBI	BB	SO	LOB	BOTTOM								
Henry Cotto, R (1,8) OBP: 0.323, SLG: 0.282	K		4-3		FC5-4	F9			1B	5	1	1	0	0	1	3	Philadelphia Phillies @ Chicago Cubs Wrigley Field, Chicago, IL Wed Aug 01 1984, 3:33 AM CDT Att: 32,900 - Unknown livebaseballscorecards.com								
23 Ryne Sandberg, R (1,4) OBP: 0.382, SLG: 0.565	E5			HR	S		4-3		1B	3	1	1	1	2	0	0									
Gary Matthews, R (1,7) OBP: 0.400, SLG: 0.398	G6-4-3			6-3	G3		BB		1B	4	0	1	0	1	0	3									
Keith Moreland, R (1,3) OBP: 0.326, SLG: 0.433							HR		K	4	1	3	1	1	1	3									
Jody Davis, R (1,2) OBP: 0.332, SLG: 0.458		L4		6-3		K	K		SF8	4	0	0	1	0	2	3									
Gary Woods, R (1,9) OBP: 0.397, SLG: 0.458 Leon Durham, L (7,PH) OBP: 0.384, SLG: 0.508					F7		6-3		L6	2	0	0	0	1	0	1									
Ron Cey, R (1,5) OBP: 0.300, SLG: 0.404					L3		HR		6-3	4	2	2	1	0	0	1									
Larry Bowa, S (1,6) OBP: 0.270, SLG: 0.270					1-3		F7		L5	4	0	1	0	0	0	0									
Dick Ruthven, R (1,1) OBP: 0.286, SLG: 0.370 George Frazier, R (7,1) Lee Smith, R (9,1)					4-3		E4		L4	3	0	1	1	0	0	0									
Inning Stats	R: 0 E: 1 K: 1 S: 5	H: 0 LOB: 0 BB: 0 P: 5	R: 0 E: 0 K: 0 S: 3	H: 1 LOB: 1 BB: 1 P: 7	R: 0 E: 0 K: 0 S: 3	H: 0 LOB: 0 BB: 0 P: 3	R: 1 E: 0 K: 0 S: 5	H: 2 LOB: 1 BB: 0 P: 5	R: 1 E: 1 K: 0 S: 5	H: 1 LOB: 2 BB: 1 P: 9	R: 2 E: 0 K: 1 S: 9	H: 4 LOB: 2 BB: 0 P: 9	R: 0 E: 0 K: 1 S: 5	H: 0 LOB: 2 BB: 2 P: 13	R: 0 E: 0 K: 0 S: 3	H: 0 LOB: 0 BB: 0 P: 3		R: 1 E: 0 K: 1 S: 6	H: 2 LOB: 2 BB: 1 P: 10	1B: 5 2B: 2 3B: 0 HR: 3	SF: 1 SAC: 0 DP: 1 HBP: 0	WP: 0 PB: 0 SB: 2 CS: 0	PA: 41		
PITCHER	IP	WLS	BF	H	R	ER	SO	BB	IBB	HBP	BLK	WP	HR	S	P	ERA	WHIP								
Steve Carlton, L (1,1) ERA: 3.22	6.0		28	8	4	4	2	2	0	0	0	0	3	30	38	6.00	1.667								
Larry Andersen, R (7,1) ERA: 1.45	2.0		8	0	0	0	1	2	0	0	0	0	0	8	16	0.00	1.000								
Al Holland, L (9,1) ERA: 2.54	0.2	L	5	2	1	1	1	0	1	0	0	0	0	6	10	13.50	3.000								

Philadelphia Phillies @ Chicago Cubs
 Wrigley Field, Chicago, IL
 Wed Aug 01 1984, 3:33 AM CDT
 Att: 32,900 - Unknown

AB 35
 R 4
 H 8
 RBI 3
 BB 4
 SO 5
 LOB 12


AB 35
 R 5
 H 10
 RBI 5
 BB 5
 SO 4
 LOB 16



Batter	1	2	3	4	5	6	7	8	9	AB	R	H	RBI	BB	SO	LOB	TOP								
Juan Samuel, R (1,4) OBP: 0.334, SLG: 0.469	5-3		1B FC4-6	4-3		6-3			1-3	5	1	1	0	0	0	2									
Greg Gross, L (1,9) OBP: 0.419, SLG: 0.385				G3					1-3	4	0	3	1	0	0	1									
Sixto Lezcano, R (9, PH) OBP: 0.367, SLG: 0.510	E 1B		FC4-6 1B				BB 1B		1-3	1	0	0	0	0	0	0									
Von Hayes, L (1,8) OBP: 0.358, SLG: 0.460			FC4-6 CS 1B				F4 1B			5	0	3	1	0	0	2									
Mike Schmidt, R (1,5) OBP: 0.381, SLG: 0.499	E1 G3-6-1 1B		1B 2B				F8 1B			3	1	1	0	2	0	3									
Len Matuszek, L (1,3) OBP: 0.344, SLG: 0.489	G3-6-1 1B						F5 BB		6-3	4	0	1	1	1	0	6									
Tim Corcoran, L (1,7) OBP: 0.443, SLG: 0.510							F9			1	0	0	0	1	0	0									
Glenn Wilson, R (5, PH) OBP: 0.281, SLG: 0.390							K			2	0	0	0	0	1	3									
Ozzie Virgil, R (1,2) OBP: 0.320, SLG: 0.474							F9			4	0	0	0	0	1	2									
Ivan De Jesus, R (1,6) OBP: 0.329, SLG: 0.313							F8 2B			3	0	1	0	1	0	0									
Shane Rawley, R (1,1) OBP: 0.118, SLG: 0.063							F8			4	1	1	0	0	0	2									
Larry Andersen, R (8,1)							F8			0	0	0	0	0	0	0									
Al Holland, R (9,1)							F8			0	0	0	0	0	0	0									
Inning Stats	R: 0 E: 1 K: 0 S: 5	H: 2 LOB: 2 BB: 0 P: 5	R: 0 E: 0 K: 1 S: 5	H: 0 LOB: 0 BB: 0 P: 5	R: 3 E: 0 K: 0 S: 7	H: 5 LOB: 2 BB: 1 P: 11	R: 0 E: 0 K: 0 S: 4	H: 1 LOB: 1 BB: 0 P: 4	R: 0 E: 0 K: 1 S: 5	H: 1 LOB: 1 BB: 1 P: 9	R: 0 E: 0 K: 0 S: 3	H: 0 LOB: 1 BB: 1 P: 7	R: 0 E: 0 K: 0 S: 4	H: 1 LOB: 2 BB: 1 P: 8	R: 0 E: 0 K: 0 S: 3	H: 0 LOB: 0 BB: 0 P: 3	R: 0 E: 0 K: 0 S: 4	H: 1 LOB: 2 BB: 1 P: 8	1B: 8 2B: 3 3B: 0 HR: 0	SF: 0 SAC: 0 DP: 1 HBP: 0	WP: 0 PB: 0 SB: 0 CS: 2	PA: 41			
PITCHER	IP	WLS	BF	H	R	ER	SO	BB	IBB	HBP	BLK	WP	HR	S	P	ERA	WHIP								
Danny Cox, R (1,1) ERA: 4.25	3.1	L	18	8	3	3	1	0	1	0	0	0	0	19	23	8.10	2.400								
Dave Rucker, L (4,1)	4.2		18	2	0	0	1	3	0	0	0	0	0	17	29	0.00	1.071								
Dave Vonohien, L (9,1) ERA: 1.79 ERA: 1.59	1.0	S	5	1	0	0	0	1	0	0	0	0	0	4	8	0.00	2.000								

Philadelphia Phillies @ St. Louis Cardinals
 Busch Stadium, St. Louis, MO
 Thu Aug 02 1984, 7:05 PM CDT
 Att: 23,961 - Unknown


AB 36
 R 3
 H 11
 RBI 3
 BB 5
 SO 2
 LOB 21



Batter	1	2	3	4	5	6	7	8	9	AB	R	H	RBI	BB	SO	LOB	BOTTOM									
Willie McGee, S (1,8) OBP: 0.311, SLG: 0.372										4	0	1	0	0	1	3										
Tito Landrum, R (1,7) OBP: 0.333, SLG: 0.400										3	0	0	0	0	0	2										
Mike Jorgensen, L (8, PH) OBP: 0.346, SLG: 0.329										1	0	1	1	0	0	0										
Dave Vonohien, L (9,1)										0	0	0	0	0	0	0										
Terry Pendleton, S (1,5) OBP: 0.477, SLG: 0.500										4	0	0	0	0	0	1										
George Hendrick, R (1,9) OBP: 0.311, SLG: 0.392										4	0	0	0	0	1	0										
David Green, R (1,3) OBP: 0.300, SLG: 0.395										4	1	3	0	0	0	0										
Tom Herr, S (1,4) OBP: 0.320, SLG: 0.323										4	0	2	1	0	0	2										
Chris Speier, R (1,6) OBP: 0.214, SLG: 0.254										3	0	0	0	0	0	1										
Andy Van Slyke, L (9, PH) OBP: 0.358, SLG: 0.371										1	0	0	0	0	1	1										
Tom Nieto, R (1,2) OBP: 0.391, SLG: 0.476										1	0	0	0	1	0	0										
Lonnie Smith, R (8, PH) OBP: 0.350, SLG: 0.352										1	1	0	0	1	0	1										
Danny Cox, R (1,1) OBP: 0.229, SLG: 0.156										1	0	0	0	0	0	1										
Dave Rucker, L (4,1) OBP: 0.200, SLG: 0.200										1	0	1	0	0	0	0										
Art Howe, R (8, PH) OBP: 0.325, SLG: 0.299										0	0	0	0	0	0	0										
Darrell Porter, L (8, PH) OBP: 0.350, SLG: 0.390										1	0	0	0	0	1	1										
Inning Stats	R: 0 E: 0 K: 0 S: 3	H: 1 LOB: 0 BB: 0 P: 3	R: 0 E: 0 K: 0 S: 4	H: 1 LOB: 1 BB: 0 P: 4	R: 0 E: 0 K: 1 S: 5	H: 0 LOB: 1 BB: 1 P: 9	R: 0 E: 0 K: 0 S: 4	H: 1 LOB: 1 BB: 0 P: 4	R: 0 E: 0 K: 1 S: 5	H: 1 LOB: 0 BB: 0 P: 5	R: 0 E: 0 K: 0 S: 3	H: 1 LOB: 0 BB: 0 P: 3	R: 1 E: 0 K: 1 S: 6	H: 1 LOB: 1 BB: 1 P: 10	R: 1 E: 1 K: 1 S: 7	H: 2 LOB: 1 BB: 0 P: 7	1B: 8 2B: 0 3B: 0 HR: 0	SF: 0 SAC: 0 DP: 1 HBP: 0	WP: 1 PB: 0 SB: 0 CS: 1	PA: 35						
PITCHER	IP	WLS	BF	H	R	ER	SO	BB	IBB	HBP	BLK	WP	HR	S	P	ERA	WHIP									
Shane Rawley, L (1,1) ERA: 4.8	7.0	W	26	5	1	1	2	2	0	0	0	0	1	0	28	36	1.29	1.000								
Larry Andersen, R (8,1) ERA: 1.44	1.1		7	3	1	0	1	0	0	0	0	1	0	9	9	0.00	2.250									
Al Holland, L (9,1) ERA: 2.52	0.2	S	2	0	0	0	1	0	0	0	0	0	0	4	4	0.00	0.000									

Philadelphia Phillies @ St. Louis Cardinals
 Busch Stadium, St. Louis, MO
 Thu Aug 02 1984, 7:05 PM CDT
 Att: 23,961 - Unknown

AB 33
 R 2
 H 8
 RBI 2
 BB 2
 SO 4
 LOB 13



Batter	1	2	3	4	5	6	7	8	9	AB	R	H	RBI	BB	SO	LOB	TOP								
Juan Samuel, R (1,4) OBP: 0.331, SLG: 0.464	F7	6-3			F9	4-3		K		5	0	0	0	0	1	2									
Von Hayes, L (1,8) OBP: 0.356, SLG: 0.456	F5		F6		1B E	4-3			K	5	1	1	0	0	1	1									
Mike Schmidt, R (1,5) OBP: 0.384, SLG: 0.505	E 2B		F5		E 1B			K		5	1	3	0	0	1	0									
Sixto Lezcano, R (1,9) OBP: 0.373, SLG: 0.513	E BB		1B		K			1B 1B		3	1	2	0	1	1	2									
Tim Corcoran, L (9, PH) OBP: 0.440, SLG: 0.507	E BB		1B		K			1B 1B		1	0	0	0	0	0	1									
John Wockenfuss, R (1,3) OBP: 0.346, SLG: 0.440	E5		1B		1B			1B		3	0	2	1	0	0	2									
Len Matuszek, L (7, PH) OBP: 0.346, SLG: 0.489	1-2 2-3		1B		1B			1B		2	0	1	0	0	0	1									
Ozzie Virgil, R (1,2) OBP: 0.322, SLG: 0.474	F9		K		1B			G5-3 1B		4	0	2	1	0	1	5									
Glenn Wilson, R (1,7) OBP: 0.281, SLG: 0.392					4-3			F5		4	0	1	0	0	0	4									
Ivan De Jesus, R (1,6) OBP: 0.326, SLG: 0.313		K			6-3			4-3 SH1 1B		4	0	1	0	0	1	1									
Jerry Koosman, R (1,1) OBP: 0.118, SLG: 0.100					6-3			SH1		2	0	0	0	0	1	1									
Greg Gross, L (8, PH) OBP: 0.416, SLG: 0.381					6-3			F9		1	0	0	0	0	0	0									
Bill Campbell, R (8,1)										0	0	0	0	0	0	0									
Inning Stats	R: 0 E: 1 K: 0 S: 5	H: 1 LOB: 3 BB: 1 P: 9	R: 0 E: 0 K: 2 S: 8	H: 1 LOB: 1 BB: 0 P: 8	R: 0 E: 0 K: 1 S: 7	H: 2 LOB: 2 BB: 0 P: 7	R: 0 E: 0 K: 0 S: 3	H: 0 LOB: 0 BB: 0 P: 3	R: 2 E: 1 K: 1 S: 9	H: 4 LOB: 2 BB: 0 P: 9	R: 0 E: 0 K: 0 S: 4	H: 1 LOB: 1 BB: 0 P: 4	R: 1 E: 0 K: 1 S: 7	H: 3 LOB: 1 BB: 0 P: 7	R: 0 E: 0 K: 1 S: 5	H: 0 LOB: 0 BB: 0 P: 5	R: 0 E: 0 K: 1 S: 6	H: 1 LOB: 1 BB: 0 P: 6	1B: 10 2B: 3 3B: 0 HR: 0	SF: 0 SAC: 1 DP: 1 HBP: 0	WP: 0 PB: 0 SB: 0 CS: 0	PA: 41			
PITCHER	IP	WLS	BF	H	R	ER	SO	BB	IBB	HBP	BLK	WP	HR	S	P	ERA	WHIP								
Ricky Horton, L (1,1) ERA: 2.74	5.0	W	25	8	2	2	4	1	0	0	0	0	0	32	36	3.60	1.800								
Jeff Lahti, R (6,1) ERA: 3.29	2.0		9	4	1	1	1	0	0	0	0	0	0	11	11	4.50	2.000								
Bruce Sutter, R (8,1) ERA: 1.45	2.0	S	7	1	0	0	2	0	0	0	0	0	0	11	11	0.00	0.500								

Philadelphia Phillies @ St. Louis Cardinals
 Busch Stadium, St. Louis, MO
 Fri Aug 03 1984, 7:05 PM CDT
 Att: 26,771 - Unknown

AB 39
 R 3
 H 13
 RBI 2
 BB 1
 SO 7
 LOB 20

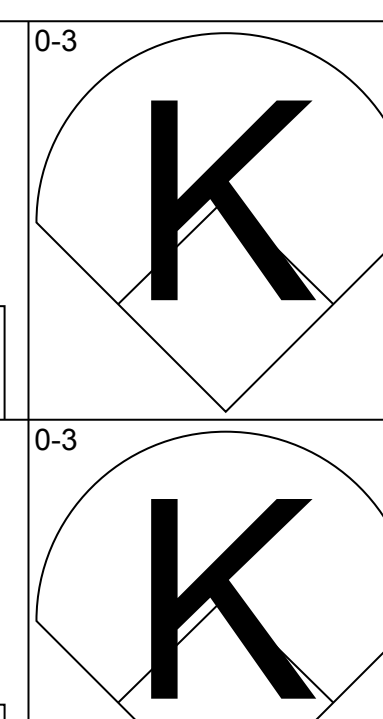
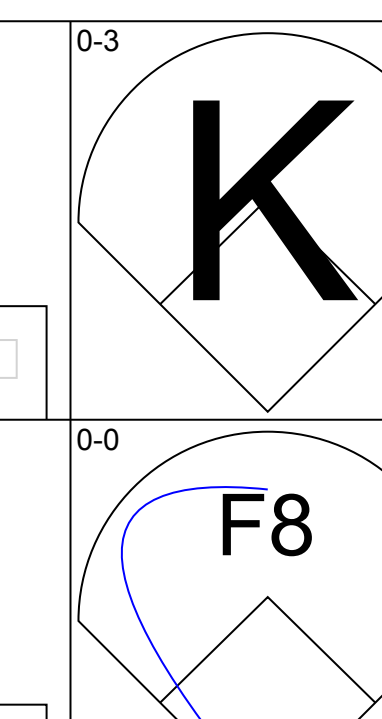
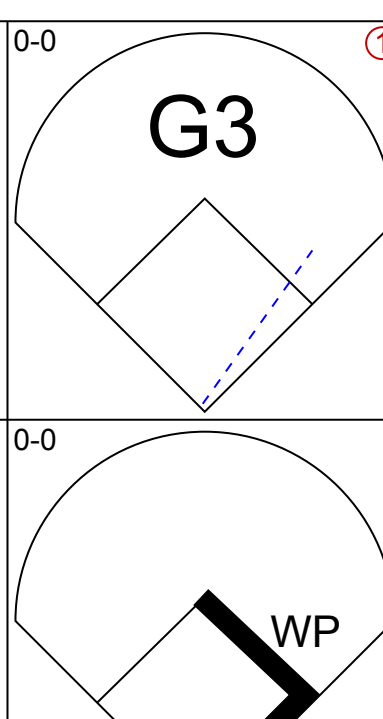
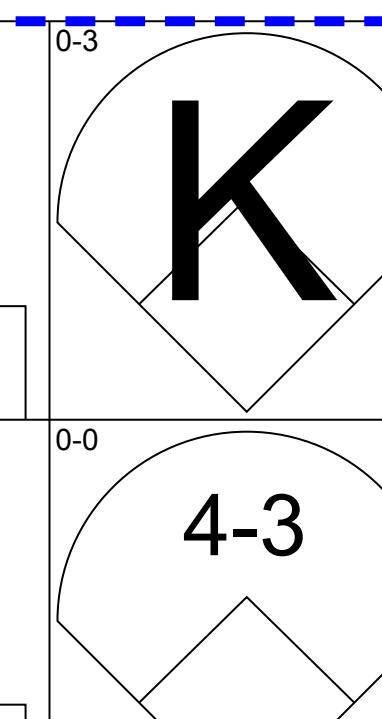
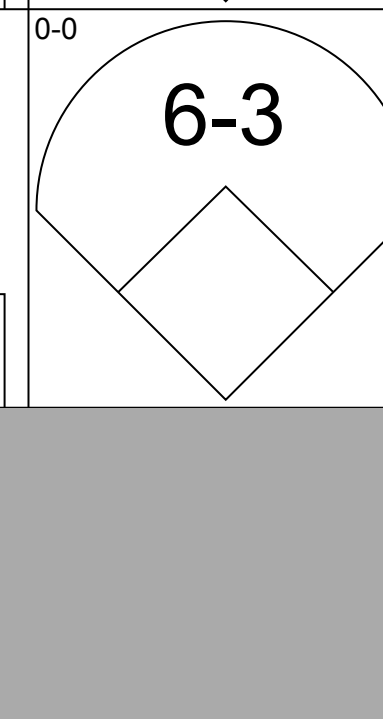

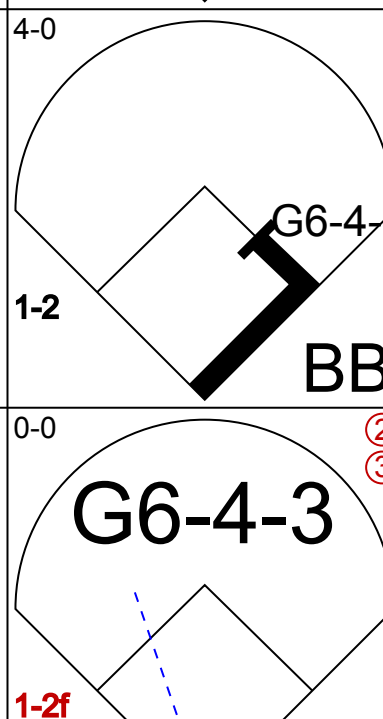
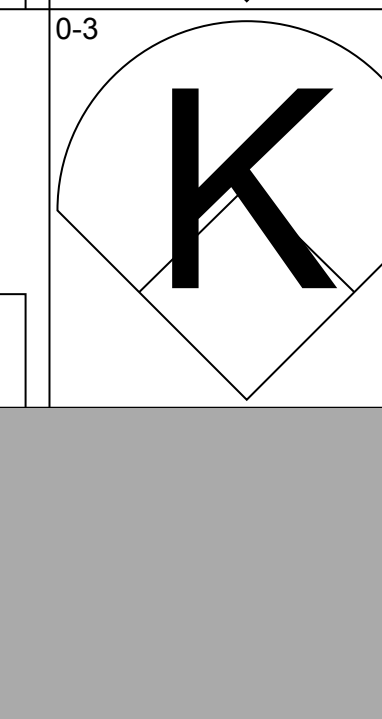

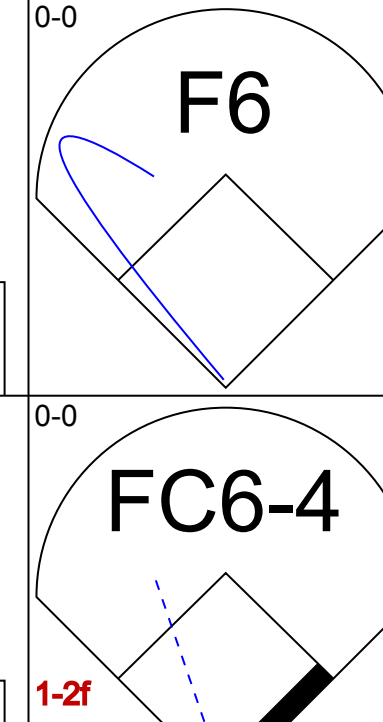


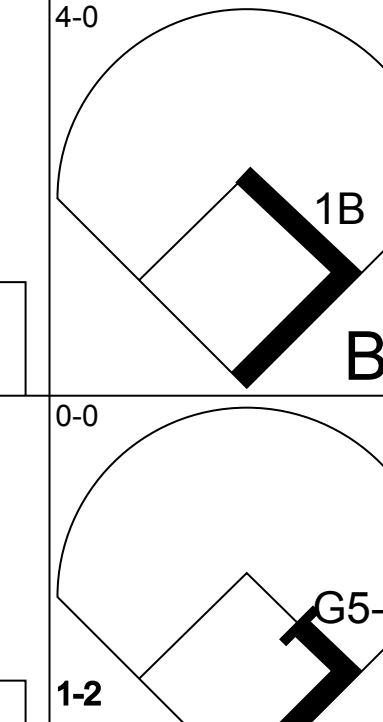
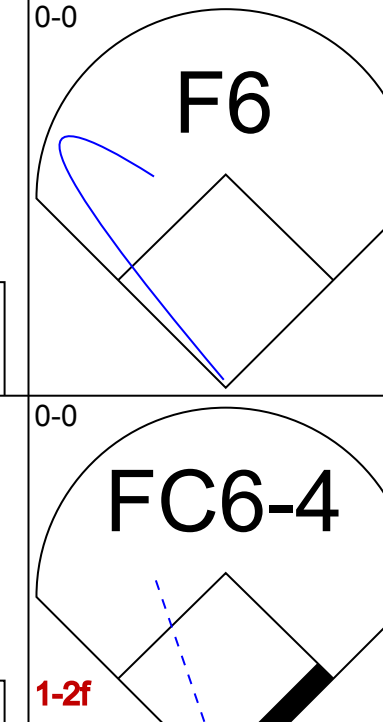

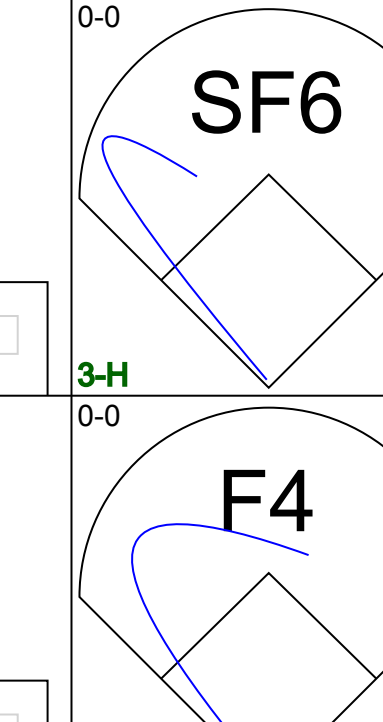
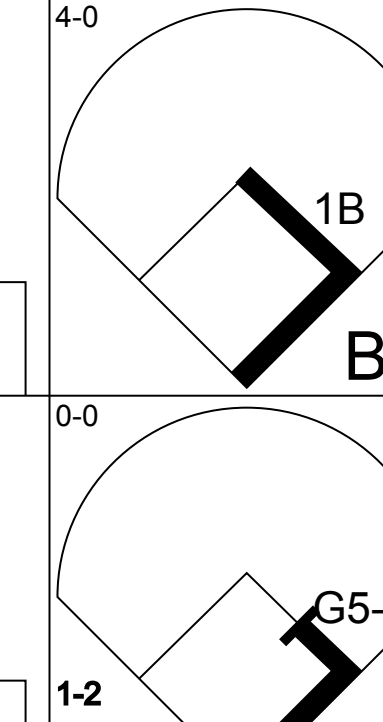
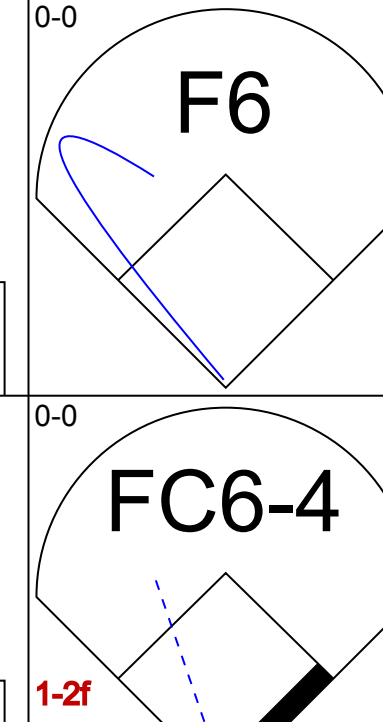
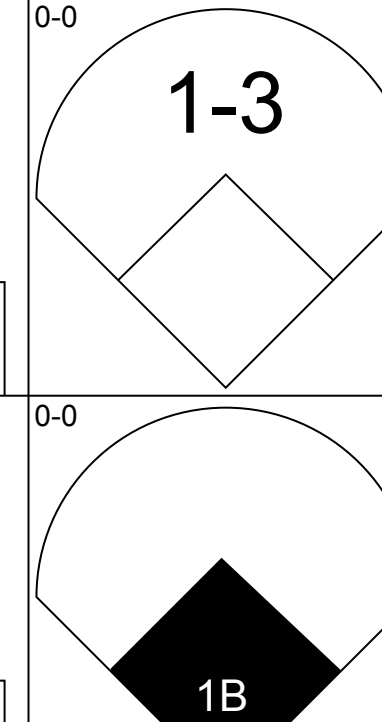
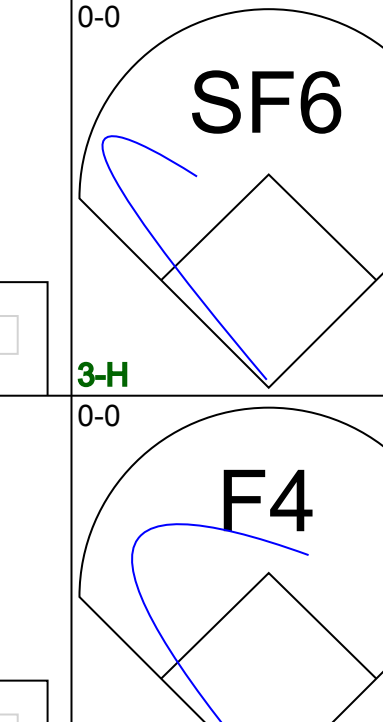
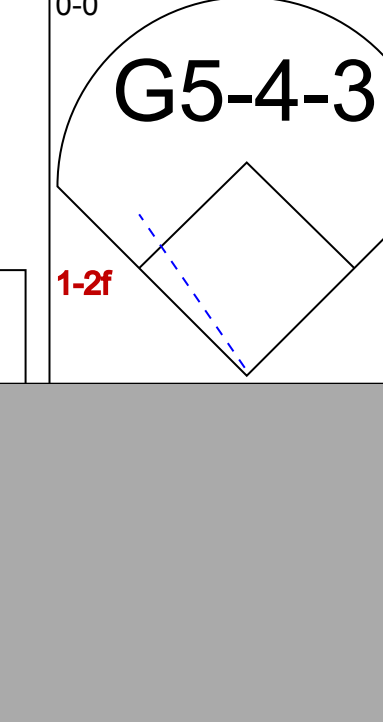

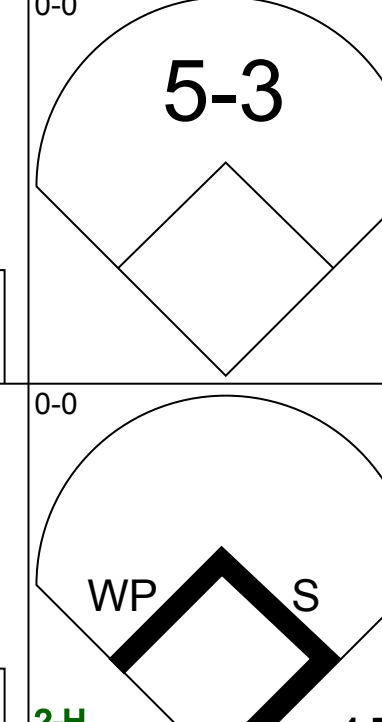
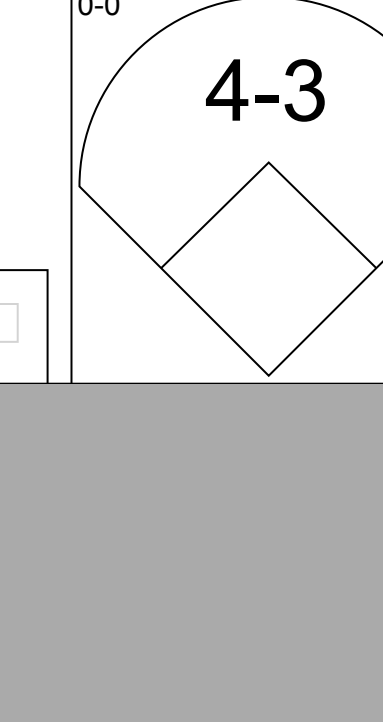
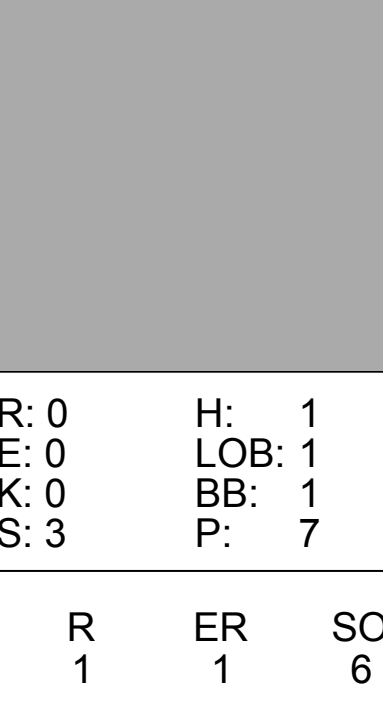
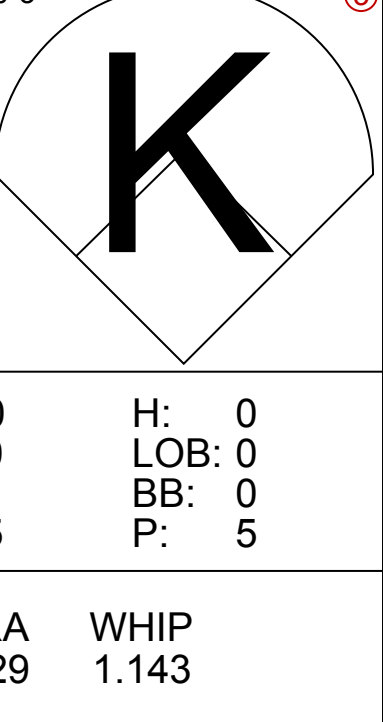
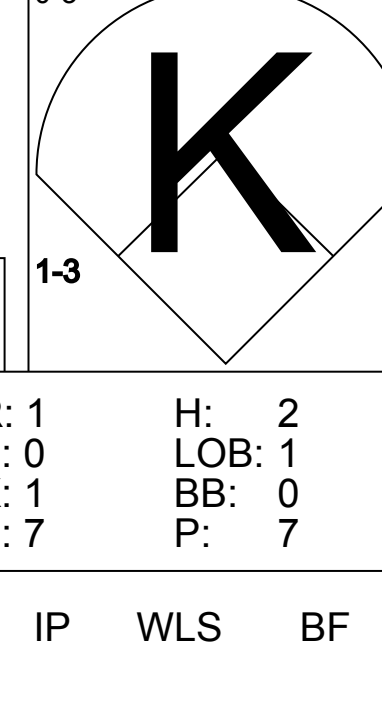
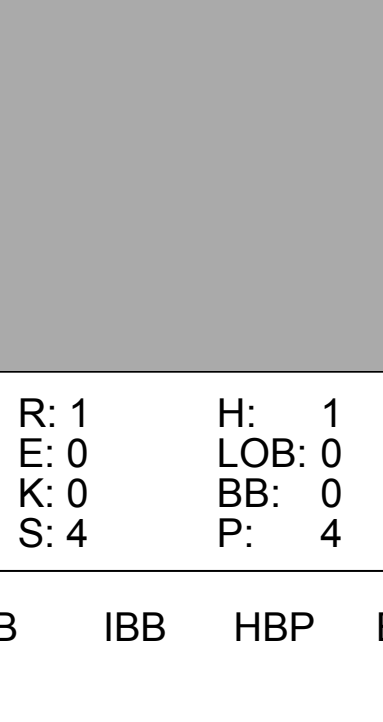
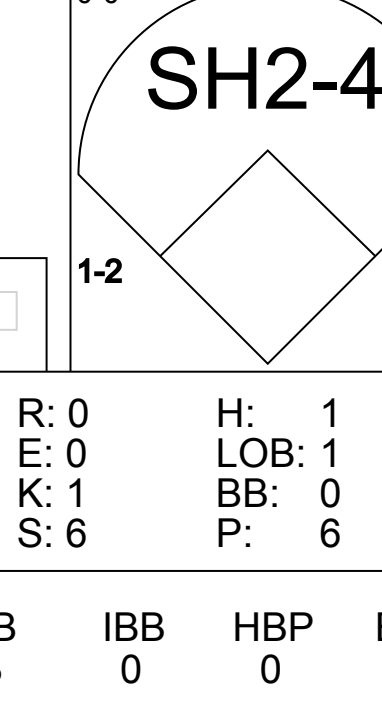
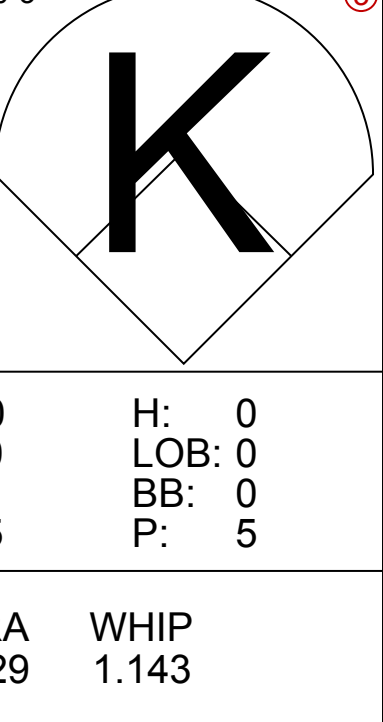
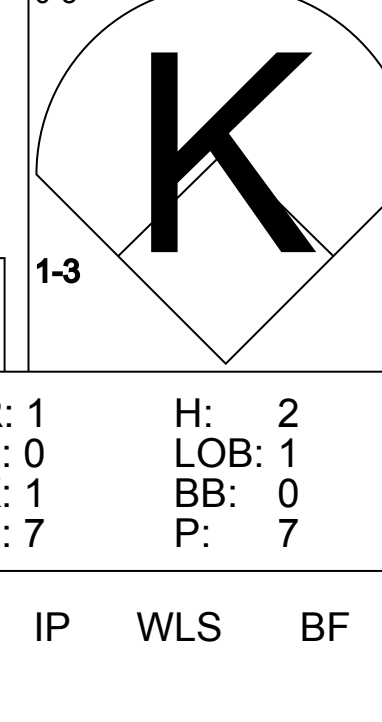
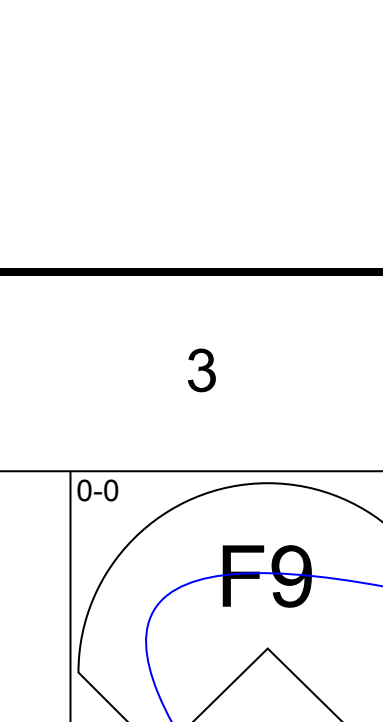
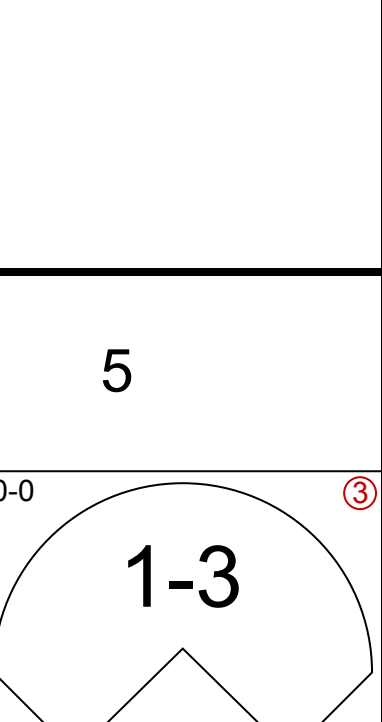
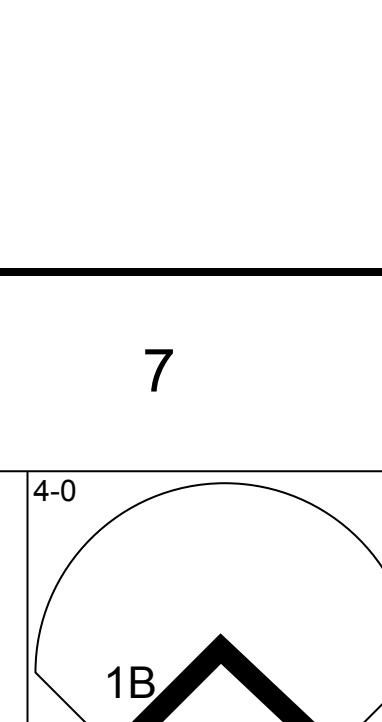


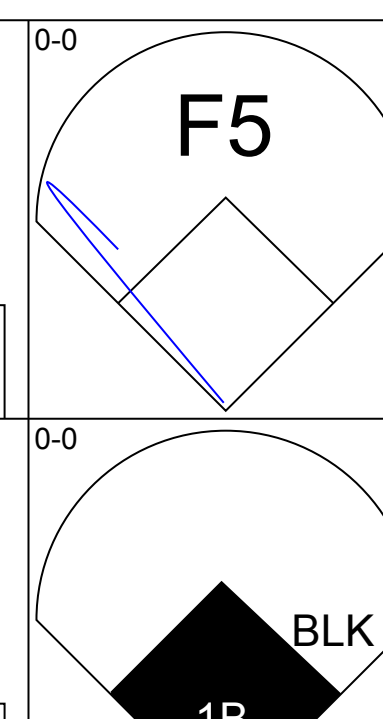
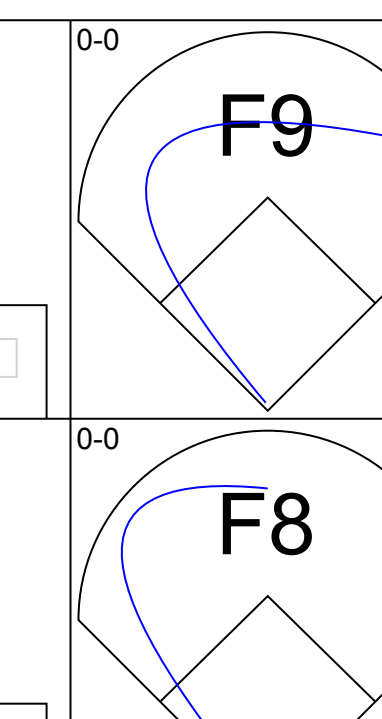
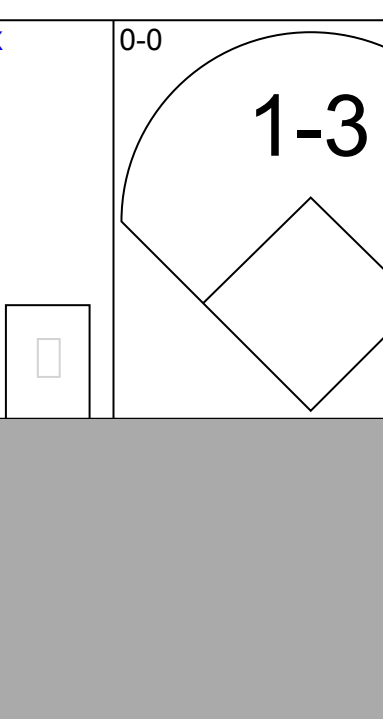
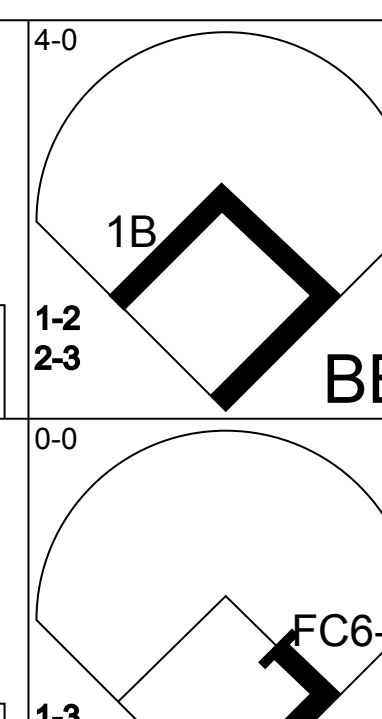
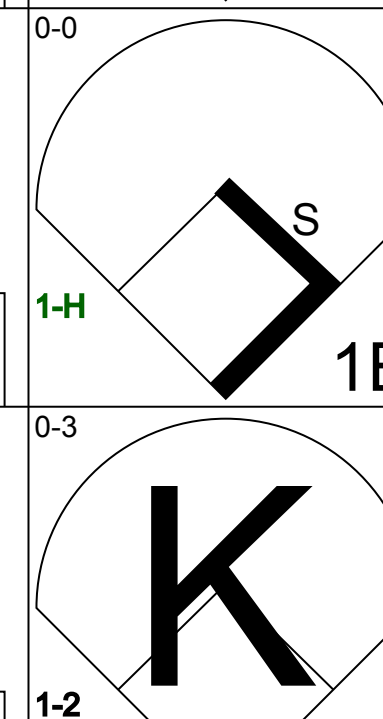

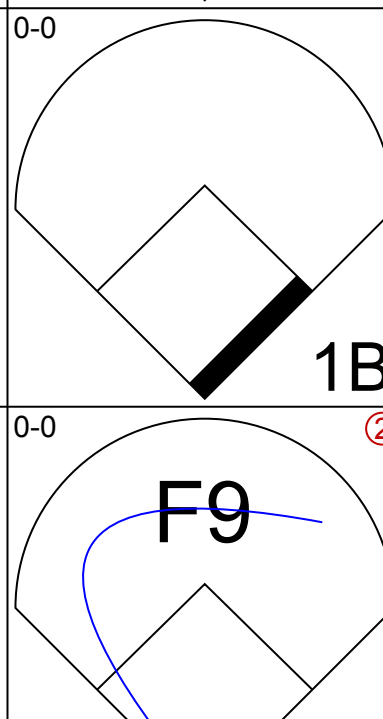
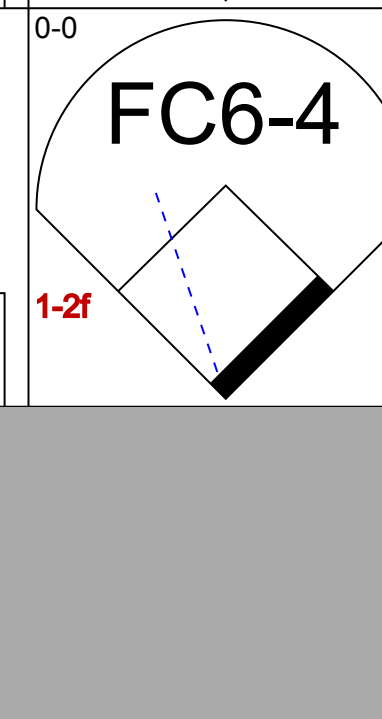
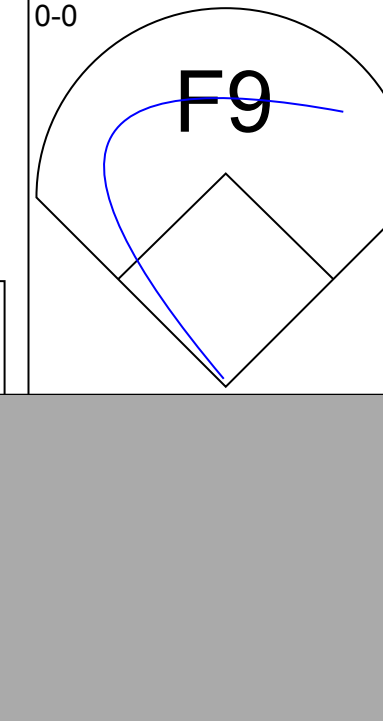
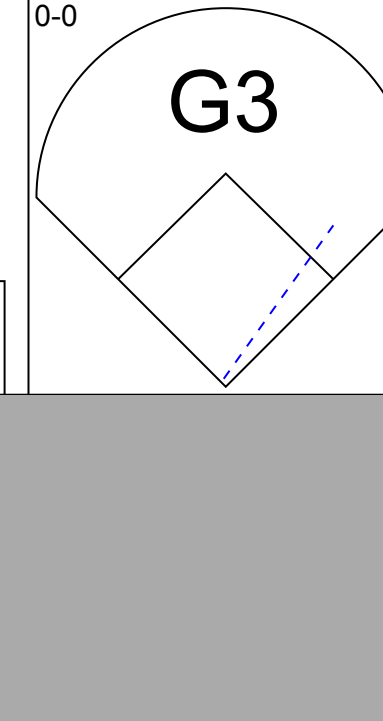
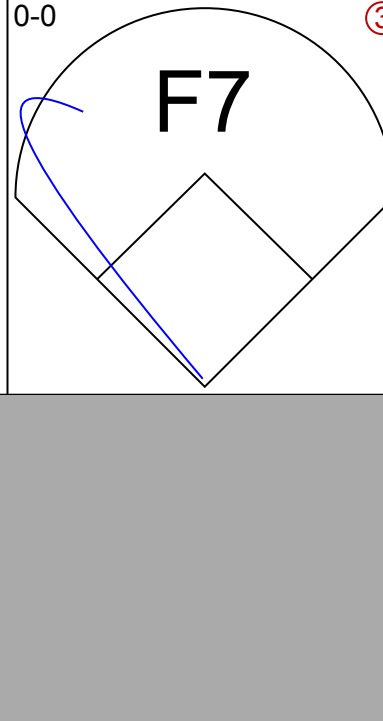
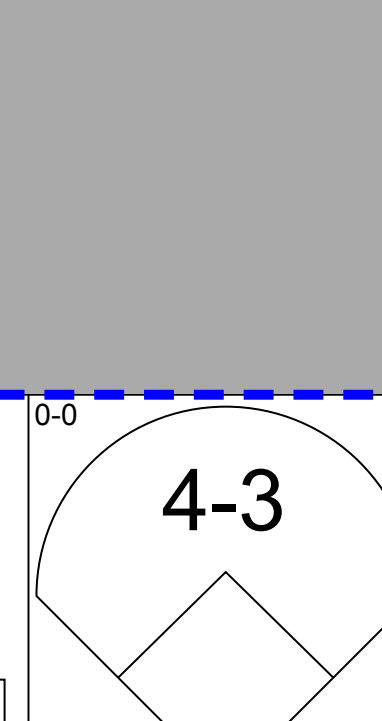




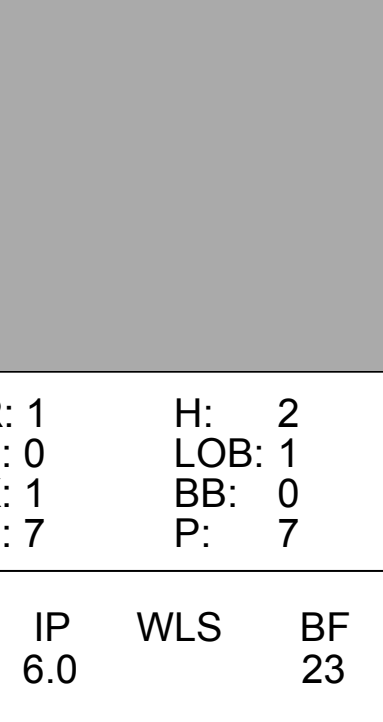



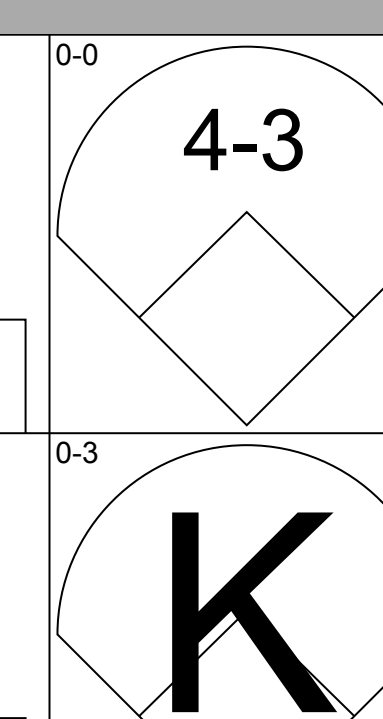
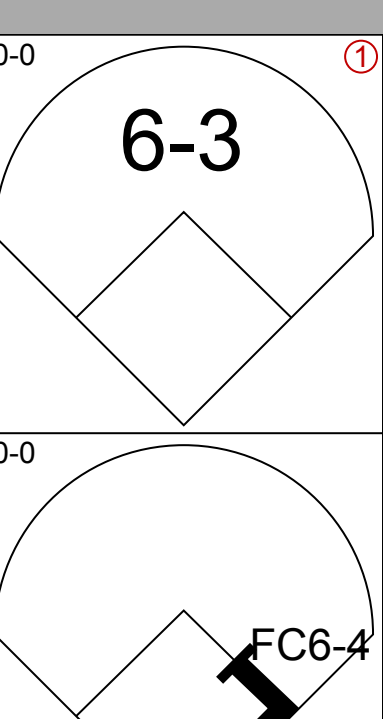
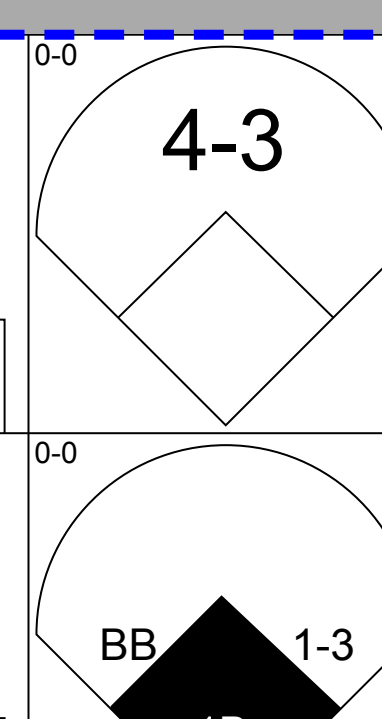

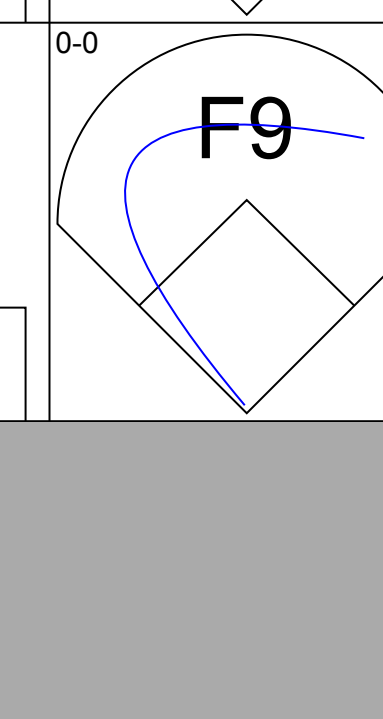
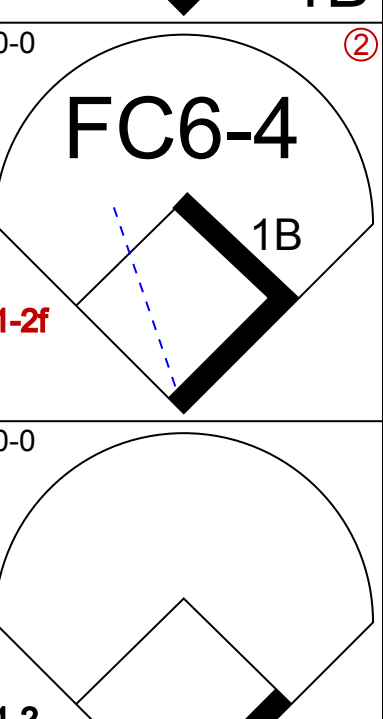
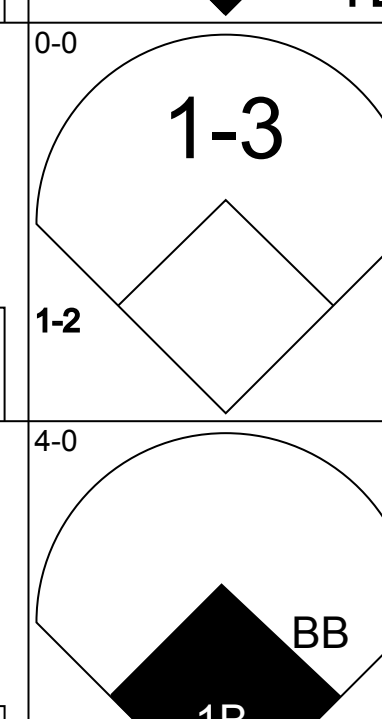
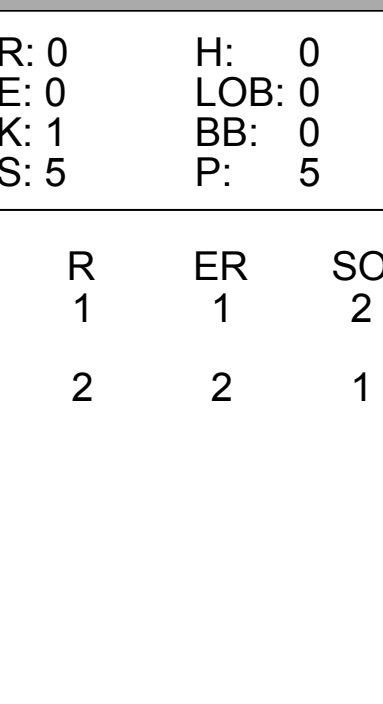
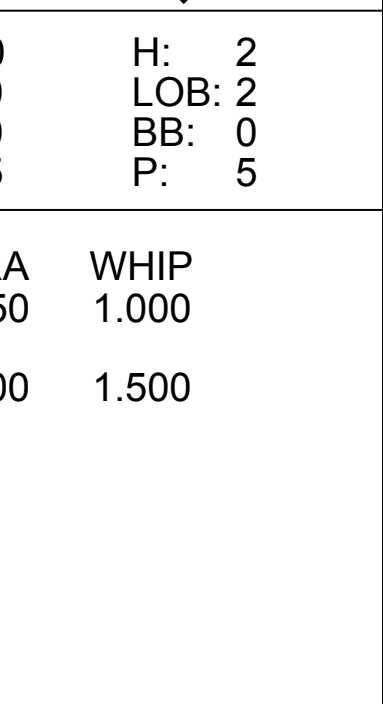
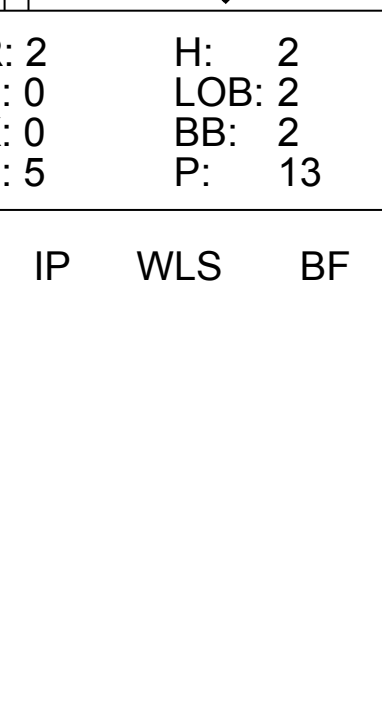
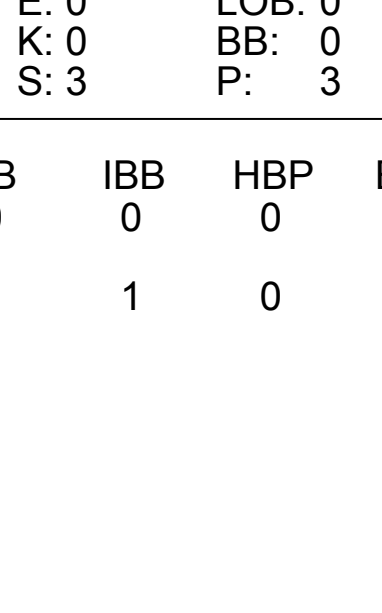
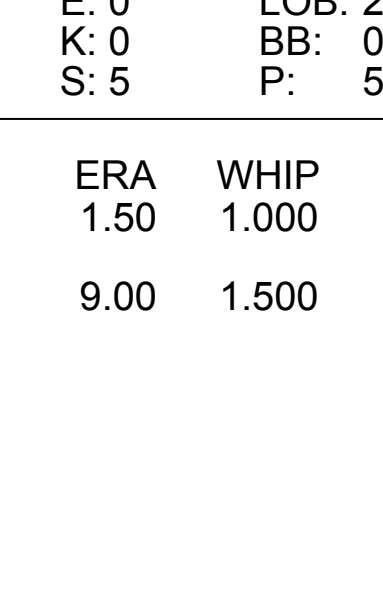
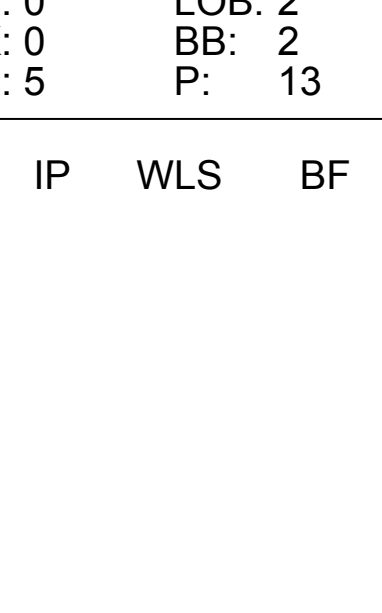
Batter	1	2	3	4	5	6	7	8	9	AB	R	H	RBI	BB	SO	LOB	BOTTOM								
Lonnie Smith, R (1,7) OBP: 0.364, SLG: 0.353	FC4 2B		F7		G6-3					2	1	1	0	2	0	0									
Bruce Sutter, R (8,1)	BB				BB					0	0	0	0	0	0	0									
Willie McGee, S (1,8) OBP: 0.310, SLG: 0.371	FC4 1B		K		G6-3			K		4	0	1	0	0	2	2									
Terry Pendleton, S (1,5) OBP: 0.464, SLG: 0.484	FC4 2B		S 2B		5-3			K		4	2	1	0	0	1	2									
George Hendrick, R (1,9) OBP: 0.313, SLG: 0.399	1-H 3-H 2B		2B		6-3			5-3		4	0	2	3	0	0	0									
David Green, R (1,3) OBP: 0.296, SLG: 0.389	5-3		F4		K			K		4	0	0	0	0	2	2									
Tom Herr, S (1,4) OBP: 0.320, SLG: 0.323	3-1				F8			FC6-4 1B		3	0	1	0	0	0	1									
Tom Nieto, R (1,2) OBP: 0.367, SLG: 0.444			F9		F9			FC6-4		3	0	0	0	0	0	1									
Chris Speier, R (1,6) OBP: 0.209, SLG: 0.248			6-3		F9			F8		3	0	0	0	0	0	0									
Ricky Horton, L (1,1) OBP: 0.158, SLG: 0.111										1	0	0	0	0	0	0									
Tito Landrum, R (5, PH) OBP: 0.338, SLG: 0.421										1	1	1	0	0	0	0									
Jeff Lahti, R (6,1) OBP: 0.250, SLG: 0.250										0	0	0	0	0	0	0									
Art Howe, R (7, PH) OBP: 0.323, SLG: 0.296										1	0	0	0	0	1	0									
Andy Van Slyke, L (8,7) OBP: 0.358, SLG: 0.371					G6-3 3B			K		0	0	0	0	0	0	0									
Inning Stats	R: 2 E: 0 K: 0 S: 5	H: 2 LOB: 1 BB: 1 P: 9	R: 0 E: 0 K: 0 S: 3	H: 0 LOB: 0 BB: 0 P: 3	R: 1 E: 0 K: 1 S: 7	H: 2 LOB: 1 BB: 0 P: 7	R: 0 E: 0 K: 0 S: 3	H: 0 LOB: 0 BB: 0 P: 3	R: 1 E: 0 K: 0 S: 3	H: 1 LOB: 0 BB: 1 P: 7	R: 0 E: 0 K: 1 S: 6	H: 1 LOB: 1 BB: 0 P: 6	R: 0 E: 0 K: 2 S: 8	H: 1 LOB: 1 BB: 0 P: 8	R: 0 E: 0 K: 2 S: 7	H: 0 LOB: 0 BB: 0 P: 7	1B: 4 2B: 2 3B: 1 HR: 0	SF: 0 SAC: 0 DP: 1 HBP: 0	WP: 0 PB: 0 SB: 1 CS: 0	PA: 32					
PITCHER	IP	WLS	BF	H	R	ER	SO	BB	IBB	HBP	BLK	WP	HR	S	P	ERA	WHIP								
Jerry Koosman, L (1,1) ERA: 2.92	7.0	L	29	7	4	4	4	2	0	0	0	0	0	35	43	5.14	1.286								
Bill Campbell, R (8,1) ERA: 3.29	1.0		3	0	0	0	2	0	0	0	0	0	0	7	7	0.00	0.000								

Philadelphia Phillies @ St. Louis Cardinals
 Busch Stadium, St. Louis, MO
 Fri Aug 03 1984, 7:05 PM CDT
 Att: 26,771 - Unknown

AB 30
 R 4
 H 7
 RBI 3
 BB 2
 SO 6
 LOB 8



Batter	1	2	3	4	5	6	7	8	9	AB	R	H	RBI	BB	SO	LOB	TOP					
Juan Samuel, R (1,4) OBP: 0.328, SLG: 0.460										4	0	0	0	0	3	1	Philadelphia Phillies @ St. Louis Cardinals Busch Stadium, St. Louis, MO Sat Aug 04 1984, 7:05 PM CDT Att: 38,256 - Unknown					
Von Hayes, L (1,8) OBP: 0.355, SLG: 0.454										4	0	1	0	0	1	1						
Mike Schmidt, R (1,5) OBP: 0.382, SLG: 0.501										3	0	0	0	1	2	0						
Sixto Lezcano, R (1,9) OBP: 0.376, SLG: 0.520										3	1	1	0	1	0	2						
John Wockenfuss, R (1,3) OBP: 0.346, SLG: 0.432 Len Matuszek, L (9, PH) OBP: 0.344, SLG: 0.489										2	0	0	0	1	0	1						
Glenn Wilson, R (1,7) OBP: 0.283, SLG: 0.397										4	1	2	0	0	0	1						
Bo Diaz, R (1,2) OBP: 0.313 Larry Andersen, R (7,1) Greg Gross, L (9, PH) OBP: 0.413, SLG: 0.378										3	0	0	0	0	0	3						
Ivan De Jesus, R (1,6) OBP: 0.331, SLG: 0.316										3	0	2	1	0	0	0						
Charles Hudson, S (1,1) OBP: 0.119, SLG: 0.190 Ozzie Virgil, R (7, PH) OBP: 0.321, SLG: 0.472										1	0	0	0	0	1	0						
Inning Stats	R: 0 E: 0 K: 2 S: 7	H: 0 LOB: 0 BB: 0 P: 7	R: 0 E: 0 K: 0 S: 3	H: 1 LOB: 1 BB: 1 P: 7	R: 0 E: 0 K: 1 S: 6	H: 1 LOB: 1 BB: 0 P: 6	R: 0 E: 0 K: 1 S: 5	H: 0 LOB: 1 BB: 1 P: 9	R: 0 E: 0 K: 1 S: 5	H: 0 LOB: 0 BB: 0 P: 5	R: 0 E: 0 K: 0 S: 3	H: 1 LOB: 1 BB: 1 P: 7	R: 1 E: 0 K: 1 S: 7	H: 2 LOB: 1 BB: 0 P: 7	R: 0 E: 0 K: 2 S: 7	H: 0 LOB: 0 BB: 0 P: 7		R: 1 E: 0 K: 0 S: 4	H: 1 LOB: 0 BB: 0 P: 4	1B: 4 2B: 1 3B: 1 HR: 0	SF: 1 SAC: 1 DP: 2 HBP: 0	WP: 2 PB: 0 SB: 1 CS: 0
PITCHER	IP WLS BF H R ER SO BB IBB HBP BLK WP HR S P ERA WHIP																					
Dave LaPoint, L (1,1) ERA: 3.82	7.0 W 27 5 1 1 6 3 0 0 0 2 0 36 48 1.29 1.143																					
Bruce Sutter, R (8,1) ERA: 1.52	2.0 S 7 1 1 1 2 0 0 0 0 0 0 0 11 11 4.50 0.500																					

Batter	1	2	3	4	5	6	7	8	9	AB	R	H	RBI	BB	SO	LOB	BOTTOM			
Lonnie Smith, R (1,7) OBP: 0.363, SLG: 0.350 Bruce Sutter, R (8,1)										3	0	0	0	1	0	2	Philadelphia Phillies @ St. Louis Cardinals Busch Stadium, St. Louis, MO Sat Aug 04 1984, 7:05 PM CDT Att: 38,256 - Unknown			
Willie McGee, S (1,8) OBP: 0.312, SLG: 0.372										4	1	2	2	0	0	0				
Terry Pendleton, S (1,5) OBP: 0.479, SLG: 0.500										4	0	3	1	0	0	2				
George Hendrick, R (1,9) OBP: 0.310, SLG: 0.394										4	0	0	0	0	2	3				
Andy Van Slyke, L (1,3) OBP: 0.354, SLG: 0.365										4	0	0	0	0	0	2				
Tom Herr, S (1,4) OBP: 0.317, SLG: 0.320										4	0	0	0	0	0	0				
Darrell Porter, L (1,2) OBP: 0.353, SLG: 0.393										3	1	2	0	0	1	0				
Chris Speier, R (1,6) OBP: 0.206, SLG: 0.244 Steve Braun, L (7, PH) OBP: 0.360, SLG: 0.276 Bill Lyons, R (8,6) OBP: 0.250, SLG: 0.125										2	0	0	0	0	0	1				
Dave LaPoint, L (1,1) OBP: 0.075, SLG: 0.075 Mike Jorgensen, L (7, PH) OBP: 0.354, SLG: 0.329										2	0	1	0	0	0	0				
Inning Stats	R: 1 E: 0 K: 1 S: 7	H: 2 LOB: 1 BB: 0 P: 7	R: 0 E: 0 K: 1 S: 5	H: 0 LOB: 0 BB: 0 P: 5	R: 0 E: 0 K: 0 S: 3	H: 0 LOB: 0 BB: 0 P: 3	R: 0 E: 0 K: 0 S: 3	H: 1 LOB: 0 BB: 0 P: 3	R: 0 E: 0 K: 0 S: 4	H: 2 LOB: 2 BB: 0 P: 4	R: 2 E: 0 K: 0 S: 5	H: 2 LOB: 2 BB: 2 P: 13	R: 0 E: 0 K: 1 S: 5	H: 0 LOB: 0 BB: 0 P: 5	1B: 8 2B: 0 3B: 0 HR: 0	SF: 0 SAC: 0 DP: 1 HBP: 0		WP: 0 PB: 0 SB: 1 CS: 0	PA: 33	
PITCHER	IP WLS BF H R ER SO BB IBB HBP BLK WP HR S P ERA WHIP																			
Charles Hudson, R (1,1) ERA: 4.51	6.0 L 23 6 1 1 2 0 0 0 0 0 0 27 27 1.50 1.000																			
Larry Andersen, R (7,1) ERA: 1.66	2.0 L 10 2 2 2 1 1 1 0 0 0 0 0 10 18 9.00 1.500																			

Batter	1	2	3	4	5	6	7	8	9	AB	R	H	RBI	BB	SO	LOB	TOP		
Juan Samuel, R (1.4) OBP: 0.328, SLG: 0.457	F8					K		WP 1B S		4	1	2	1	0	1	0	Philadelphia Phillies @ Montreal Expos Olympic Stadium, Montreal, QB Mon Aug 06 1984, 7:05 PM EDT Att: 32,349 - Unknown		
Jeff Stone, L (1.7) OBP: 0.444, SLG: 0.574 Glenn Wilson, R (2.7) OBP: 0.280, SLG: 0.391	6-3					F7		5-3		1	0	0	0	0	0	0			
Von Hayes, L (1.8) OBP: 0.362, SLG: 0.474	F8							1B		4	0	2	1	0	0	1			
Mike Schmidt, R (1.5) OBP: 0.384, SLG: 0.500			F9			K		F5		4	0	0	0	0	1	3			
Len Matuszek, L (1.3) OBP: 0.342, SLG: 0.476			F8			1B SF7 BB		K		2	1	0	0	2	1	1			
Greg Gross, L (1.9) OBP: 0.408, SLG: 0.370			F4-3			1B SF7		F4-6-3		4	0	1	0	0	0	1			
Bo Diaz, R (1.2) OBP: 0.243, SLG: 0.299						SF7		F2		3	0	0	1	0	2	0			
Ivan De Jesus, R (1.6) OBP: 0.326, SLG: 0.311			1-3			K		WP 1B		4	1	1	0	0	2	1			
Steve Carlton, L (1.1) OBP: 0.222, SLG: 0.302			G3			G3		1B WP		3	1	1	0	0	0	1			
Inning Stats	R: 0 E: 0 K: 0 S: 3	H: 0 LOB: 0 BB: 0 P: 3	R: 0 E: 0 K: 0 S: 3	H: 0 LOB: 0 BB: 0 P: 3	R: 0 E: 0 K: 1 S: 5	H: 0 LOB: 0 BB: 0 P: 5	R: 0 E: 0 K: 0 S: 4	H: 1 LOB: 1 BB: 0 P: 4	R: 1 E: 0 K: 1 S: 6	H: 1 LOB: 1 BB: 1 P: 10	R: 0 E: 0 K: 0 S: 2	H: 0 LOB: 0 BB: 1 P: 6	R: 3 E: 0 K: 1 S: 9	H: 4 LOB: 1 BB: 0 P: 9	R: 0 E: 0 K: 2 S: 7	H: 0 LOB: 0 BB: 0 P: 7	1B: 6 2B: 1 3B: 0 HR: 0	SF: 1 SAC: 0 DP: 1 HBP: 0	WP: 2 PA: 35
PITCHER	IP WLS BF H R ER SO BB IBB HBP BLK WP HR S P ERA WHIP																		
Charlie Lea, R (1.1) ERA: 2.88	8.0 L 32 7 4 4 5 2 0 0 0 0 2 0 40 48 4.50 1.125																		
Gary Lucas, L (9.1) ERA: 2.42	1.0 3 0 0 0 2 0 0 0 0 0 0 0 7 7 0.00 0.000																		

AB	32
R	4
H	7
RBI	3
BB	2
SO	7
LOB	11



Batter	1	2	3	4	5	6	7	8	9	AB	R	H	RBI	BB	SO	LOB	BOTTOM				
Tim Raines, S (1.8) OBP: 0.398, SLG: 0.429	K					G5-4-3		F8		4	0	2	0	0	1	0	Philadelphia Phillies @ Montreal Expos Olympic Stadium, Montreal, QB Mon Aug 06 1984, 7:05 PM EDT Att: 32,349 - Unknown				
Pete Rose, S (1.3) OBP: 0.338, SLG: 0.298	1B		CS		1-3	G5-4-3		6-3		4	0	1	0	0	0	1					
Andre Dawson, R (1.9) OBP: 0.288, SLG: 0.358	FC1-5-4				F3			F9		4	0	0	0	0	0	1					
Gary Carter, R (1.2) OBP: 0.350, SLG: 0.514	FC6-4				FC6-4			4-3		4	1	2	1	0	0	1					
Tim Wallach, R (1.5) OBP: 0.323, SLG: 0.449			F2		FC6-4			F7		3	0	0	0	0	0	1					
Jim Wehford, R (1.7) OBP: 0.314, SLG: 0.351			5-3			K		1B		3	0	1	0	0	1	0					
Doug Flynn, R (1.4) OBP: 0.287, SLG: 0.300			F9			F1-3		F9		3	0	0	0	0	0	1					
Mike Ramsey, S (1.6) OBP: 0.139, SLG: 0.143 Derrel Thomas, S (8, PH) OBP: 0.324, SLG: 0.364			K			5-3		6-3		2	0	0	0	0	1	0					
Charlie Lea, R (1.1) OBP: 0.105, SLG: 0.089 Tony Scott, S (8, PH) OBP: 0.324, SLG: 0.306 Gary Lucas, L (9.1)			K			5-3		5-3		1	0	0	0	0	0	0					
Inning Stats	R: 0 E: 0 K: 1 S: 6	H: 1 LOB: 1 BB: 0 P: 6	R: 0 E: 0 K: 0 S: 3	H: 0 LOB: 0 BB: 0 P: 3	R: 0 E: 0 K: 2 S: 7	H: 1 LOB: 0 BB: 0 P: 7	R: 0 E: 0 K: 0 S: 4	H: 1 LOB: 1 BB: 0 P: 4	R: 0 E: 0 K: 1 S: 5	H: 0 LOB: 0 BB: 0 P: 5	R: 0 E: 0 K: 0 S: 3	H: 1 LOB: 1 BB: 0 P: 3	R: 1 E: 0 K: 0 S: 5	H: 2 LOB: 1 BB: 0 P: 5	R: 0 E: 0 K: 0 S: 3	H: 0 LOB: 0 BB: 0 P: 3	R: 0 E: 0 K: 0 S: 3	H: 0 LOB: 0 BB: 0 P: 3	1B: 5 2B: 0 3B: 0 HR: 1	SF: 0 SAC: 0 DP: 1 HBP: 0	WP: 0 PA: 32
PITCHER	IP WLS BF H R ER SO BB IBB HBP BLK WP HR S P ERA WHIP																				
Steve Carlton, L (1.1) ERA: 3.1	9.0 W 31 6 1 1 4 0 0 0 0 0 0 1 39 39 1.00 0.667																				

AB	31
R	1
H	6
RBI	1
BB	0
SO	4
LOB	5



Batter	1	2	3	4	5	6	7	8	9	AB	R	H	RBI	BB	SO	LOB	TOP																
Juan Samuel, R (1,4) OBP: 0.332, SLG: 0.464	0-0 FC6-4 1B		0-0 F6-4-3 1B		0-3 K		0-0 G1-6-3			4	0	2	0	0	1	3	Philadelphia Phillies @ Montreal Expos Olympic Stadium, Montreal, QB Tue Aug 07 1984, 7:05 PM EDT Att: 39,271 - Unknown livebaseballscores.com																
Jeff Stone, L (1,7) OBP: 0.444, SLG: 0.537	0-0 FC6-4 1-2		0-0 F6-4-3 1-2			0-3 K		1-0 SF8 HBP		3	1	0	0	0	1	2																	
Von Hayes, L (1,8) OBP: 0.362, SLG: 0.469	4-0 1-2 BB		0-0 3-1			0-0 1B		0-0 SF8 1-H		2	0	1	1	1	0	0																	
Mike Schmidt, R (1,5) OBP: 0.385, SLG: 0.504	0-3 K			0-0 F5		0-0 F7		0-0 5-3		4	0	0	0	0	1	3																	
Len Matuszek, L (1,3) OBP: 0.346, SLG: 0.474	0-3 K			0-0 G3		0-0 F7 1-2		4-0 CS BB		3	0	0	0	1	1	3																	
Greg Gross, L (1,9) OBP: 0.405, SLG: 0.364		0-0 F8		0-0 3-1			4-0 1B SF9 BB	0-0 CS 1-2	0-0 6-3	3	1	0	0	1	0	0																	
John Wockenfuss, R (1,2) OBP: 0.362, SLG: 0.443		0-3 K			0-0 F6-4-3 1B				0-3 K	3	0	2	0	0	1	0																	
Kiko Garcia, R (7,6) OBP: 0.281, SLG: 0.264										0	0	0	0	0	0	0																	
Bo Diaz, R (9,PH) OBP: 0.256, SLG: 0.310										1	0	0	0	0	1	0																	
Ivan De Jesus, R (1,6) OBP: 0.326, SLG: 0.312					0-0 F6-4-3 1-2		0-0 SF9 3-H 4-0		0-0 6-3	2	0	1	0	0	0	1																	
Tim Corcoran, L (7,PH) OBP: 0.439, SLG: 0.513										0	0	0	1	0	0	0																	
Ozzie Virgil, R (7,2) OBP: 0.324, SLG: 0.466										1	0	0	0	0	0	0																	
Kevin Gross, R (1,1) OBP: 0.083, SLG: 0.043										1	0	0	0	1	0	1																	
Sixto Lezcano, R (7,PH) OBP: 0.376, SLG: 0.515										0	0	0	0	1	0	0																	
Bill Campbell, R (7,1) OBP: 0.324, SLG: 0.466										0	0	0	0	0	0	0																	
Al Holland, R (8,1) OBP: 0.324, SLG: 0.466										0	0	0	0	0	0	0																	
Glenn Wilson, R (8,9) OBP: 0.324, SLG: 0.466										0	0	0	0	0	0	0																	
Inning Stats	R: 0 E: 0 K: 2 S: 8	H: 1 LOB: 2 BB: 1 P: 12	R: 0 E: 0 K: 1 S: 6	H: 1 LOB: 1 BB: 0 P: 6	R: 0 E: 0 K: 0 S: 3	H: 1 LOB: 0 BB: 0 P: 3	R: 0 E: 0 K: 0 S: 3	H: 0 LOB: 0 BB: 0 P: 3	R: 0 E: 0 K: 1 S: 5	H: 1 LOB: 1 BB: 1 P: 9	R: 0 E: 0 K: 0 S: 6	H: 1 LOB: 1 BB: 0 P: 6	R: 1 E: 0 K: 0 S: 3	H: 1 LOB: 1 BB: 2 P: 11	R: 1 E: 1 K: 0 S: 2	H: 0 LOB: 0 BB: 1 P: 7	R: 0 E: 0 K: 1 S: 5	H: 0 LOB: 0 BB: 0 P: 5	1B: 6 2B: 0 3B: 0 HR: 0	SF: 2 SAC: 0 DP: 3 HBP: 1	WP: 0 PB: 0 SB: 3 CS: 1	PA: 36											
PITCHER	IP WLS BF H R ER SO BB IBB HBP BLK WP HR S P ERA WHIP																																
Steve Rogers, R (1,1) ERA: 5.3	7.0	28	6	1	1	5	4	0	0	0	0	0	0	34	50	1.29	1.429																
Jeff Reardon, R (8,1) ERA: 2.55	2.0	7	0	1	0	1	1	0	1	0	0	0	0	7	12	0.00	0.500																

Batter	1	2	3	4	5	6	7	8	9	AB	R	H	RBI	BB	SO	LOB	BOTTOM																
Miguel Dilone, S (1,7) OBP: 0.333, SLG: 0.373	4-0 1B 2B BB		0-0 1-3		0-0 2B		0-0 6-3			3	1	1	0	1	0	1	Philadelphia Phillies @ Montreal Expos Olympic Stadium, Montreal, QB Tue Aug 07 1984, 7:05 PM EDT Att: 39,271 - Unknown livebaseballscores.com																
Jeff Reardon, R (8,1) ERA: 2.55										0	0	0	0	0	0	0																	
Tony Scott, S (1,8) OBP: 0.316, SLG: 0.288	0-0 F7 1-2		0-3 K		0-3 K			4-0 SH 1B BB		3	1	0	0	1	2	2																	
Mike Stenhouse, L (1,9) OBP: 0.316, SLG: 0.320	0-3 K		0-3 K			0-0 F9		0-0 SH 1B 1B		3	1	0	0	0	2	1																	
Mike Ramsey, S (9,6) OBP: 0.139, SLG: 0.143								1-2 1B		0	0	0	0	0	0	0																	
Gary Carter, R (1,2) OBP: 0.355, SLG: 0.513	0-0 2B 2-3 1B			0-0 F7		4-0 1B BB		0-0 FC5 1B 1-2 2-H 1B		3	0	2	1	1	0	0																	
Dan Driessen, L (1,3) OBP: 0.368, SLG: 0.427	0-0 1-3 3-H 2B			0-0 WP 2B		0-0 F2		0-0 FC5 1B		4	0	3	2	0	0	1																	
Tim Wallach, R (1,5) OBP: 0.324, SLG: 0.448	0-0 5-3			0-0 F9		0-0 1B		0-0 FC5		4	0	1	0	0	0	5																	
Derrel Thomas, S (1,6) OBP: 0.341, SLG: 0.359			0-0 4-3		0-0 1-3 2-3		0-0 4-3		0-0 F9	4	0	0	0	0	0	5																	
Doug Flynn, R (1,4) OBP: 0.282, SLG: 0.295										4	0	0	0	0	0	2																	
Steve Rogers, R (1,1) ERA: 3.91										2	0	0	0	0	0	0																	
Tim Raines, S (7,PH) OBP: 0.397, SLG: 0.425										0	0	0	0	1	0	0																	
Inning Stats	R: 1 E: 0 K: 1 S: 7	H: 2 LOB: 2 BB: 1 P: 11	R: 0 E: 0 K: 0 S: 3	H: 0 LOB: 0 BB: 0 P: 3	R: 0 E: 0 K: 2 S: 7	H: 0 LOB: 0 BB: 0 P: 7	R: 0 E: 0 K: 0 S: 4	H: 1 LOB: 1 BB: 0 P: 4	R: 0 E: 0 K: 1 S: 6	H: 1 LOB: 1 BB: 0 P: 6	R: 0 E: 0 K: 0 S: 4	H: 1 LOB: 2 BB: 1 P: 8	R: 0 E: 0 K: 0 S: 2	H: 0 LOB: 0 BB: 1 P: 6	R: 2 E: 0 K: 0 S: 6	H: 2 LOB: 2 BB: 1 P: 10		1B: 4 2B: 3 3B: 0 HR: 0	SF: 0 SAC: 1 DP: 0 HBP: 0	WP: 1 PB: 0 SB: 1 CS: 1	PA: 35												
PITCHER	IP WLS BF H R ER SO BB IBB HBP BLK WP HR S P ERA WHIP																																
Kevin Gross, R (1,1) ERA: 3.91	6.0	25	5	1	1	4	2	0	0	0	0	0	0	31	39	1.50	1.167																
Bill Campbell, R (7,1) ERA: 3.46	1.0	6	1	2	2	0	2	0	0	0	0	0	4	12	18.00	3.000																	
Al Holland, L (8,1) ERA: 2.48	1.0	4	1	0	0	0	0	0	0	0	0	0	4	4	0.00	1.000																	



Batter	1	2	3	4	5	6	7	8	9	AB	R	H	RBI	BB	SO	LOB	TOP			
Juan Samuel, R OBP: 0.329, SLG: 0.460	F4-3		K			K			F9	4	0	0	0	0	2	0	Philadelphia Phillies @ Montreal Expos Olympic Stadium, Montreal, QB Wed Aug 08 1984, 7:05 PM EDT Att: 25,244 - Unknown AB 32 R 1 H 6 RBI 1 BB 0 SO 6 LOB 6			
Jeff Stone, L OBP: 0.434, SLG: 0.521	F7			K			1-3		1B	4	0	1	0	0	1	0				
Von Hayes, L OBP: 0.360, SLG: 0.469				F9			K		K	4	0	1	0	0	2	1				
Mike Schmidt, R OBP: 0.384, SLG: 0.501	6-3			F7			1-3		1B	4	0	1	0	0	0	1				
Len Matuszek, L OBP: 0.341, SLG: 0.465		F7			F4-3			F8	F8	4	0	0	0	0	2	0				
Greg Gross, L OBP: 0.404, SLG: 0.363		F8			F4-3			1B		3	1	1	0	0	0	0				
Ozzie Virgil, R OBP: 0.324, SLG: 0.465		F2			F8			1B	1B	3	0	1	0	0	0	0				
Ivan De Jesus, R OBP: 0.324, SLG: 0.310			6-3			F7				2	0	0	0	0	0	0				
Tim Corcoran, L OBP: 0.442, SLG: 0.516									F5-4-3	1	0	1	1	0	0	0				
Luis Aguayo, R OBP: 0.364, SLG: 0.464									1B	0	0	0	0	0	0	0				
Jerry Koosman, R OBP: 0.113, SLG: 0.096				F7						2	0	0	0	0	1	0				
Sixto Lezcano, R OBP: 0.374, SLG: 0.512						K			F5-4-3	1	0	0	0	0	0	2				
Larry Andersen, R OBP: 0.374, SLG: 0.512									1-2	0	0	0	0	0	0	0				
Larry Andersen, R OBP: 0.374, SLG: 0.512									1-2	0	0	0	0	0	0	0				
Inning Stats	R: 0 E: 0 K: 0 S: 4	H: 1 LOB: 1 BB: 0 P: 4	R: 0 E: 0 K: 0 S: 3	H: 0 LOB: 0 BB: 0 P: 3	R: 0 E: 0 K: 1 S: 5	H: 0 LOB: 0 BB: 0 P: 5	R: 0 E: 0 K: 1 S: 5	H: 0 LOB: 0 BB: 0 P: 5	R: 0 E: 0 K: 2 S: 7	H: 0 LOB: 0 BB: 0 P: 7	R: 0 E: 0 K: 1 S: 5	H: 0 LOB: 0 BB: 0 P: 5	R: 1 E: 0 K: 0 S: 5	H: 3 LOB: 1 BB: 0 P: 5	R: 0 E: 0 K: 1 S: 7	H: 2 LOB: 2 BB: 0 P: 7	1B: 5 2B: 1 3B: 0 HR: 0	SF: 0 SAC: 0 DP: 1 HBP: 0	WP: 0 PB: 0 SB: 0 CS: 0	PA: 32
PITCHER	IP WLS BF H R ER SO BB IBB HBP BLK WP HR S P ERA WHIP																			
Bill Gullickson, R ERA: 3.74	(1, 1)	7.1 W 26 4 1 1 5 0 0 0 0 0 0 0 36 36 1.23 0.545																		
Jeff Reardon, R ERA: 2.45	(8, 1)	1.2 S 6 2 0 0 1 0 0 0 0 0 0 0 8 8 0.00 1.200																		

Batter	1	2	3	4	5	6	7	8	9	AB	R	H	RBI	BB	SO	LOB	BOTTOM			
Tim Raines, S OBP: 0.394, SLG: 0.421	4-3	6-3		F3		5-3				4	0	0	0	0	2	0	Philadelphia Phillies @ Montreal Expos Olympic Stadium, Montreal, QB Wed Aug 08 1984, 7:05 PM EDT Att: 25,244 - Unknown AB 31 R 3 H 8 RBI 3 BB 4 SO 2 LOB 18			
Derrel Thomas, S OBP: 0.339, SLG: 0.356		F2		F3			5-3			4	1	1	0	0	2	0				
Andre Dawson, R OBP: 0.287, SLG: 0.356	E7				F7			CS		4	0	2	0	0	1	0				
Gary Carter, R OBP: 0.354, SLG: 0.510	FC5-4			F3						3	1	0	1	1	0	2				
Dan Driessen, L OBP: 0.370, SLG: 0.432	E1			4-3						4	1	2	0	0	0	1				
Tim Lincecum, R OBP: 0.324, SLG: 0.445		2B		F8						3	0	0	0	1	0	3				
Jim Wohlford, R OBP: 0.324, SLG: 0.374						1B				4	0	2	2	0	0	3				
Doug Flynn, R OBP: 0.289, SLG: 0.296										2	0	1	0	2	0	0				
Bill Gullickson, R OBP: 0.102, SLG: 0.104										2	0	0	0	0	1	3				
Jeff Reardon, R ERA: 1.65										1	0	0	0	0	0	2				
Inning Stats	R: 3 E: 3 K: 0 S: 7	H: 3 LOB: 3 BB: 2 P: 15	R: 0 E: 0 K: 1 S: 5	H: 0 LOB: 0 BB: 0 P: 5	R: 0 E: 0 K: 0 S: 3	H: 0 LOB: 0 BB: 0 P: 3	R: 0 E: 0 K: 0 S: 5	H: 2 LOB: 2 BB: 0 P: 5	R: 0 E: 0 K: 0 S: 4	H: 1 LOB: 2 BB: 1 P: 8	R: 0 E: 0 K: 1 S: 5	H: 0 LOB: 0 BB: 0 P: 5	R: 0 E: 0 K: 0 S: 3	H: 1 LOB: 2 BB: 1 P: 3	R: 0 E: 0 K: 0 S: 4	H: 1 LOB: 2 BB: 1 P: 8	1B: 6 2B: 2 3B: 0 HR: 0	SF: 0 SAC: 1 DP: 0 HBP: 0	WP: 0 PB: 0 SB: 0 CS: 1	PA: 36
PITCHER	IP WLS BF H R ER SO BB IBB HBP BLK WP HR S P ERA WHIP																			
Jerry Koosman, L ERA: 2.79	(1, 1)	7.0 L 31 7 3 0 2 2 1 0 0 0 0 0 44 44 0.00 1.286																		
Larry Andersen, R ERA: 1.65	(8, 1)	1.0 5 1 0 0 0 0 0 1 0 0 0 0 4 8 0.00 1.000																		

Batter	1	2	3	4	5	6	7	8	9	10	11	12	13	AB	R	H	RBI	BB	SO	LOB	TOP	
Willie McGee, S OBP: 0.316, SLG: 0.392 (1, 8)	K		3-1			K			F8			SH2-4 1B		5	0	1	0	0	2	1		
Andy Van Slyke, L OBP: 0.340, SLG: 0.356 (9, PH)	K			F8		4-3			K			SH2-4		3	0	0	0	0	1	0		
Tito Landrum, R OBP: 0.342, SLG: 0.415 (9, 7)	K											1-2		1	0	0	0	0	1	0		
Terry Pendleton, S OBP: 0.426, SLG: 0.477 (1, 5)	F8						4-3		F8			4-3		5	0	1	0	0	0	1		
George Hendrick, R OBP: 0.314, SLG: 0.395 (12, 1)										F8		F7		5	0	2	0	0	0	2		
Dave Rucker, L OBP: 0.200, SLG: 0.200 (13, 1)				G5-4-3 1B										0	0	0	0	0	0	0		
Jeff Lahti, R OBP: 0.250, SLG: 0.250 (1, 2)														0	0	0	0	0	0	0		
Darrell Porter, L OBP: 0.348, SLG: 0.380 (1, 2)		G4-6-3 1B				K			F4					5	0	0	0	0	2	2		
Tom Herr, S OBP: 0.315, SLG: 0.320 (1, 4)		4-3							F7					5	0	1	0	0	0	1		
David Green, R OBP: 0.293, SLG: 0.397 (12, 9)														5	1	2	1	0	1	0		
Chris Speier, R OBP: 0.205, SLG: 0.254 (8, 6)														3	0	0	0	0	1	1		
Bill Lyons, R OBP: 0.238, SLG: 0.118 (1, 1)														1	0	0	0	0	0	0		
Dave LaPoint, L OBP: 0.070, SLG: 0.070 (8, 1)														3	0	0	0	0	1	1		
Bruce Sutter, R OBP: 0.358, SLG: 0.345 (11, PH)														0	0	0	0	0	0	0		
Lonnie Smith, R OBP: 0.222, SLG: 0.333 (12, 3)														0	1	0	0	0	1	0		
Neil Allen, R OBP: 0.222, SLG: 0.333 (12, 3)														0	0	0	0	0	0	0		
Mike Jorgensen, L OBP: 0.222, SLG: 0.333 (12, 3)														0	0	0	0	0	0	0		
Inning Stats	R: 0 E: 0 K: 2 S: 7	H: 0 LOB: 0 BB: 0 P: 7	R: 0 E: 0 K: 0 S: 3	H: 1 LOB: 0 BB: 3 P: 3	R: 0 E: 0 K: 1 S: 6	H: 1 LOB: 1 BB: 0 P: 6	R: 0 E: 0 K: 0 S: 3	H: 1 LOB: 0 BB: 0 P: 3	R: 1 E: 0 K: 1 S: 6	H: 2 LOB: 0 BB: 0 P: 6	R: 0 E: 0 K: 1 S: 5	H: 0 LOB: 0 BB: 0 P: 5	R: 0 E: 0 K: 1 S: 5	H: 0 LOB: 0 BB: 0 P: 5	R: 0 E: 0 K: 0 S: 4	H: 1 LOB: 1 BB: 0 P: 4	R: 0 E: 0 K: 0 S: 3	H: 0 LOB: 0 BB: 0 P: 3	1B: 5 2B: 1 3B: 0 HR: 1	SF: 0 SAC: 1 DP: 2 HBP: 0	WIP: 0 PB: 0 SB: 0 CS: 1	PA: 43
PITCHER	IP	WLS	BF	H	R	ER	SO	BB	IBB	HBP	BLK	WP	HR	S	P	ERA	WHIP					
Charles Hudson, R ERA: 4.37 (7, 1)	6.1		21	5	1	1	5	0	0	0	0	0	1	31	31	1.42	0.789					
Larry Andersen, R ERA: 1.61 (9, 1)	1.2	6	1	0	0	2	0	0	0	0	0	0	10	10	0.00	0.600						
Al Holland, L ERA: 2.4 (12, 1)	3.0	9	0	0	0	3	0	0	0	0	0	0	15	15	0.00	0.000						
Bill Campbell, R ERA: 3.36 (12, 1)	2.0	W	7	1	0	0	0	0	0	0	0	0	7	7	0.00	0.500						

St. Louis Cardinals @ Philadelphia Phillies
Veterans Stadium, Philadelphia, PA
Thu Aug 09 1984, 7:05 PM EDT
Att. 27,676 - Unknown

AB 42
R 1
H 7
RBI 1
BB 0
SO 10
LOB 9



Batter	1	2	3	4	5	6	7	8	9	10	11	12	13	AB	R	H	RBI	BB	SO	LOB	BOTTOM			
Luis Aguayo, R OBP: 0.370, SLG: 0.469 (9, 9)			F7			E5				F6		CS		4	0	2	1	0	0	0				
Greg Gross, L OBP: 0.405, SLG: 0.360 (1, 8)	G3 BLK 1B													1	1	0	0	1	0	0				
Von Hayes, L OBP: 0.360, SLG: 0.465 (1, 8)	G3													5	0	1	0	1	1	3				
Mike Schmidt, R OBP: 0.381, SLG: 0.495 (1, 5)	1-3													5	0	0	0	1	3	5				
Sisto Lezcano, R OBP: 0.130, SLG: 0.165 (8, PH)														3	0	0	0	0	0	1				
Tim Corcoran, R OBP: 0.093, SLG: 0.110 (8, 1)														1	0	0	0	0	0	2				
Al Holland, R OBP: 0.110, SLG: 0.110 (12, 1)														0	0	0	0	0	0	0				
Bo Diaz, R OBP: 0.102, SLG: 0.102 (12, 1)														1	0	0	0	0	0	0				
Bill Campbell, R OBP: 0.226, SLG: 0.227 (13, PH)														1	0	0	0	0	0	1				
John Wockenfuss, R OBP: 0.362, SLG: 0.433 (9, PH)														2	0	0	0	1	0	0				
Jeff Stone, L OBP: 0.426, SLG: 0.514 (10, 6)														1	0	0	0	0	0	0				
Kiko Garcia, R OBP: 0.288, SLG: 0.273 (1, 2)														2	0	1	1	0	0	0				
Ozzie Virgil, R OBP: 0.322, SLG: 0.459 (1, 2)														4	0	0	0	1	2	1				
Glenn Wilson, R OBP: 0.278, SLG: 0.388 (1, 7)														5	0	1	0	0	2	2				
Ivan De Jesus, R OBP: 0.321, SLG: 0.307 (9, PH)														3	0	0	0	0	1	1				
Len Matuszek, L OBP: 0.338, SLG: 0.460 (10, 3)														2	0	0	0	0	0	1				
Charles Hudson, S OBP: 0.114, SLG: 0.182 (7, 1)														2	0	0	0	0	2	0				
Larry Andersen, R OBP: 0.331, SLG: 0.460 (8, PH)														2	1	1	0	1	1	0				
Juan Samuel, R OBP: 0.331, SLG: 0.460 (9, 4)														2	1	1	0	1	1	0				
Inning Stats	R: 0 E: 0 K: 0 S: 4	H: 1 LOB: 1 BB: 0 P: 4	R: 0 E: 0 K: 1 S: 5	H: 0 LOB: 0 BB: 0 P: 5	R: 0 E: 0 K: 1 S: 5	H: 0 LOB: 0 BB: 0 P: 6	R: 0 E: 0 K: 2 S: 7	H: 0 LOB: 0 BB: 0 P: 7	R: 0 E: 0 K: 1 S: 5	H: 0 LOB: 1 BB: 0 P: 9	R: 0 E: 0 K: 1 S: 8	H: 0 LOB: 1 BB: 1 P: 9	R: 0 E: 0 K: 1 S: 8	H: 1 LOB: 1 BB: 0 P: 6	R: 0 E: 0 K: 1 S: 5	H: 0 LOB: 0 BB: 0 P: 5	R: 0 E: 0 K: 0 S: 2	H: 0 LOB: 0 BB: 1 P: 6	R: 1 E: 0 K: 1 S: 5	H: 1 LOB: 2 BB: 2 P: 13	1B: 6 2B: 0 3B: 0 HR: 0	SF: 0 SAC: 0 DP: 0 HBP: 0	WIP: 0 PB: 0 SB: 1 CS: 1	PA: 51
PITCHER	IP	WLS	BF	H	R	ER	SO	BB	IBB	HBP	BLK	WP	HR	S	P	ERA	WHIP							
Dave LaPoint, L ERA: 3.61 (8, 1)	7.2		30	3	1	0	8	2	1	0	1	0	0	43	55	0.00	0.652							
Bruce Sutter, R ERA: 1.45 (11, 1)	2.1	9	2	0	0	3	0	0	0	0	0	0	15	15	0.00	0.857								
Neil Allen, R ERA: 3.84 (12, 1)	1.2	6	0	0	0	1	1	0	0	0	0	0	7	11	0.00	0.600								
Dave Rucker, L ERA: 1.94 (13, 1)	0.1	L	2	0	1	1	0	2	0	0	0	0	0	8	27.00	6.000								
Jeff Lahti, R ERA: 3.34 (13, 1)	0.2	3	1	0	0	1	0	0	0	0	0	0	5	5	0.00	1.500								

St. Louis Cardinals @ Philadelphia Phillies
Veterans Stadium, Philadelphia, PA
Thu Aug 09 1984, 7:05 PM EDT
Att. 27,676 - Unknown

AB 44
R 2
H 6
RBI 2
BB 6
SO 13
LOB 18




Batter	1	2	3	4	5	6	7	8	9	10	AB	R	H	RBI	BB	SO	LOB									
Willie McGee, S OBP: 0.317, SLG: 0.400	(1, 8) X 0-0 F9 1B		X 0-0 6-3		X 0-0 1-3		X 0-0 6-3		X 0-0 6-3	X 0-0 HR	5	1	2	2	0	0	0									
Andy Van Slyke, L OBP: 0.343, SLG: 0.350	(1, 7) X 0-0 F9 1-2		X 0-0 E3		X 0-0 G3		X 0-0 F8		X 0-0 F8	X 0-3 3-H	5	0	0	0	0	1	2									
Terry Pendleton, S OBP: 0.404, SLG: 0.452	(1, 5) S 0-3 K		X 0-3 K		X 0-0 6-3		X 0-0 4-3		X 0-0 F8	X 0-0 F8	5	0	0	0	0	2	3									
George Hendrick, R OBP: 0.311, SLG: 0.390	(1, 9) S 0-3 K		X 0-3 K		X 0-0 F8		X 0-0 3-1		X 0-0 F3		4	0	0	0	0	2	1									
David Green, R OBP: 0.292, SLG: 0.395	(1, 3)		X 0-3 K		X 0-0 3-1		X 0-0 3-1		X 0-0 E7		4	0	1	0	0	2	0									
Bruce Sutter, R (9, 1)			X 0-0 1B		X 0-0 2B		X 0-0 K		X 0-0 1B		0	0	0	0	0	0	0									
Tom Herr, S OBP: 0.316, SLG: 0.324	(1, 4) X 0-0 1B		X 0-0 1B		X 0-0 1B		X 0-0 3-1		X 0-0 6-3		4	0	2	0	0	0	1									
Darrell Porter, L OBP: 0.352, SLG: 0.381	(1, 2) X 0-0 1B		X 0-0 1B		X 0-0 1B		X 0-0 K		X 0-0 K		2	0	1	0	2	1	0									
Bill Lyons, R OBP: 0.238, SLG: 0.118	(10, PR)		X 0-0 1B		X 0-0 1B		X 0-0 K		X 0-0 K		0	1	0	0	0	0	0									
Art Howe, R OBP: 0.320, SLG: 0.294	(10, 3) X 0-0 1B		X 0-0 1B		X 0-0 1B		X 0-0 K		X 0-0 K		0	0	0	0	0	0	0									
Chris Speier, R OBP: 0.207, SLG: 0.248	(1, 6) X 0-0 1B		X 0-0 1B		X 0-0 1B		X 0-0 1-3		X 0-0 1-3		3	1	0	0	1	0	4									
Kurt Kepshire, L OBP: 0.071, SLG: 0.071	(1, 1) X 0-0 1B		X 0-0 1B		X 0-0 1B		X 0-0 1-3		X 0-0 1-3		3	0	0	0	0	3	0									
Mike Jorgensen, L OBP: 0.349, SLG: 0.316	(9, 3) X 0-0 1B		X 0-0 1B		X 0-0 1B		X 0-0 1-3		X 0-0 1-3		0	0	0	0	0	0	0									
Tom Nieto, R OBP: 0.345, SLG: 0.420	(10, PH) X 0-0 1B		X 0-0 1B		X 0-0 1B		X 0-0 1-3		X 0-0 1-3		0	0	0	1	0	0	0									
Inning Stats	R: 0 E: 0 K: 2 S: 8	H: 1 LOB: 1 BB: 0 P: 8	R: 0 E: 0 K: 1 S: 6	H: 2 LOB: 1 BB: 0 P: 6	R: 0 E: 1 K: 2 S: 8	H: 0 LOB: 1 BB: 0 P: 8	R: 0 E: 0 K: 2 S: 8	H: 1 LOB: 2 BB: 1 P: 12	R: 0 E: 0 K: 1 S: 5	H: 0 LOB: 0 BB: 0 P: 5	R: 0 E: 0 K: 0 S: 3	H: 0 LOB: 0 BB: 0 P: 3	R: 0 E: 0 K: 1 S: 5	H: 0 LOB: 0 BB: 0 P: 5	R: 0 E: 0 K: 1 S: 5	H: 0 LOB: 0 BB: 0 P: 5	R: 0 E: 1 K: 0 S: 4	H: 1 LOB: 1 BB: 0 P: 4	R: 3 E: 0 K: 1 S: 6	H: 1 LOB: 1 BB: 2 P: 14	1B: 4 2B: 1 3B: 0 HR: 1	SF: 1 SAC: 0 DP: 1 HBP: 0	WP: 0 PB: 0 SB: 1 CS: 0	PA: 39		
PITCHER	IP WLS BF H R ER SO BB IBB HBP BLK WP HR S P ERA WHIP	8.0 L 5 1 1 0 10 0 0 0 0 0 4 8 9.00 2.000	1.0 L 5 1 2 2 1 1 0 0 1 0 1 6 10 18.00 2.000	1.0 L 5 1 2 2 1 1 0 0 1 0 1 6 10 18.00 2.000	1.0 L 5 1 2 2 1 1 0 0 1 0 1 6 10 18.00 2.000	1.0 L 5 1 2 2 1 1 0 0 1 0 1 6 10 18.00 2.000	1.0 L 5 1 2 2 1 1 0 0 1 0 1 6 10 18.00 2.000	1.0 L 5 1 2 2 1 1 0 0 1 0 1 6 10 18.00 2.000	1.0 L 5 1 2 2 1 1 0 0 1 0 1 6 10 18.00 2.000	1.0 L 5 1 2 2 1 1 0 0 1 0 1 6 10 18.00 2.000	1.0 L 5 1 2 2 1 1 0 0 1 0 1 6 10 18.00 2.000	1.0 L 5 1 2 2 1 1 0 0 1 0 1 6 10 18.00 2.000	1.0 L 5 1 2 2 1 1 0 0 1 0 1 6 10 18.00 2.000	1.0 L 5 1 2 2 1 1 0 0 1 0 1 6 10 18.00 2.000	1.0 L 5 1 2 2 1 1 0 0 1 0 1 6 10 18.00 2.000	1.0 L 5 1 2 2 1 1 0 0 1 0 1 6 10 18.00 2.000	1.0 L 5 1 2 2 1 1 0 0 1 0 1 6 10 18.00 2.000	1.0 L 5 1 2 2 1 1 0 0 1 0 1 6 10 18.00 2.000	1.0 L 5 1 2 2 1 1 0 0 1 0 1 6 10 18.00 2.000	1.0 L 5 1 2 2 1 1 0 0 1 0 1 6 10 18.00 2.000	1.0 L 5 1 2 2 1 1 0 0 1 0 1 6 10 18.00 2.000	1.0 L 5 1 2 2 1 1 0 0 1 0 1 6 10 18.00 2.000	1.0 L 5 1 2 2 1 1 0 0 1 0 1 6 10 18.00 2.000	1.0 L 5 1 2 2 1 1 0 0 1 0 1 6 10 18.00 2.000	1.0 L 5 1 2 2 1 1 0 0 1 0 1 6 10 18.00 2.000	1.0 L 5 1 2 2 1 1 0 0 1 0 1 6 10 18.00 2.000

TOP

St. Louis Cardinals @ Philadelphia Phillies
Veterans Stadium, Philadelphia, PA

Fri Aug 10 1984, 7:05 PM EDT
Att: 25,824 - Unknown

AB	35
R	3
H	6
RBI	3
BB	3
SO	11
LOB	11




Batter	1	2	3	4	5	6	7	8	9	10	AB	R	H	RBI	BB	SO	LOB								
Jeff Stone, L OBP: 0.420, SLG: 0.500	(1, 7) X 0-0 4-3		X 0-0 F6		X 0-0 K		X 0-0 K		X 0-0 CS 1B		4	0	1	0	0	1	1								
Larry Andersen, R (9, 1)			X 0-0 F6		X 0-0 K		X 0-0 K		X 0-0 CS 1B		0	0	0	0	0	0	0								
Al Holland, R (10, 1)			X 0-0 F6		X 0-0 K		X 0-0 K		X 0-0 CS 1B		0	0	0	0	0	0	0								
Greg Gross, L OBP: 0.407, SLG: 0.367	(1, 9) X 0-0 6-3		X 0-0 6-3		X 0-0 6-3		X 0-0 6-3		X 0-0 6-3		3	0	1	0	1	0	1								
Juan Samuel, R OBP: 0.329, SLG: 0.456	(1, 4) S 0-3 K		X 0-3 K		X 0-0 G3		X 0-0 K		X 0-0 K		4	0	0	0	0	3	2								
Von Hayes, L OBP: 0.359, SLG: 0.461	(1, 8) X 0-0 4-3		X 0-0 4-3		X 0-0 4-3		X 0-0 4-3		X 0-0 4-3		3	0	0	0	1	0	1								
Mike Schmidt, R OBP: 0.378, SLG: 0.490	(1, 5) X 0-0 1-6-3		X 0-0 1-6-3		X 0-0 1-6-3		X 0-0 1-6-3		X 0-0 1-6-3		4	0	0	0	0	1	2								
Len Matuszek, L OBP: 0.338, SLG: 0.454	(1, 3) X 0-0 4-3		X 0-0 4-3		X 0-0 4-3		X 0-0 4-3		X 0-0 4-3		3	0	0	0	1	1	2								
Ozzie Virgil, R OBP: 0.318, SLG: 0.454	(1, 2) X 0-0 E5		X 0-0 E5		X 0-0 F6		X 0-0 F7		X 0-0 F7		4	0	0	0	0	0	1								
Ivan De Jesus, R OBP: 0.323, SLG: 0.312	(1, 6) X 0-3 K		X 0-3 K		X 0-0 K		X 0-0 K		X 0-0 CS 1B		4	0	2	0	0	1	2								
John Denny, R OBP: 0.222, SLG: 0.222	(1, 1) X 0-3 K		X 0-3 K		X 0-0 K		X 0-0 K		X 0-0 CS 1B		2	0	0	0	0	1	2								
Sixto Lezcano, R OBP: 0.367, SLG: 0.500	(8, PH) X 0-3 K		X 0-3 K		X 0-0 K		X 0-0 K		X 0-0 CS 1B		2	0	0	0	0	0	1								
Inning Stats	R: 0 E: 0 K: 1 S: 5	H: 0 LOB: 0 BB: 0 P: 5	R: 0 E: 0 K: 0 S: 3	H: 0 LOB: 0 BB: 0 P: 3	R: 0 E: 1 K: 2 S: 8	H: 0 LOB: 1 BB: 0 P: 8	R: 0 E: 0 K: 2 S: 7	H: 0 LOB: 2 BB: 2 P: 15	R: 0 E: 0 K: 0 S: 3	H: 1 LOB: 0 BB: 0 P: 3	R: 0 E: 0 K: 0 S: 8	H: 1 LOB: 1 BB: 0 P: 8	R: 0 E: 0 K: 0 S: 3	H: 0 LOB: 1 BB: 0 P: 7	R: 0 E: 0 K: 0 S: 3	H: 1 LOB: 0 BB: 0 P: 3	R: 0 E: 0 K: 1 S: 5	H: 0 LOB: 0 BB: 0 P: 5	R: 0 E: 0 K: 0 S: 4	H: 0 LOB: 0 BB: 0 P: 4	1B: 2 2B: 2 3B: 0 HR: 0	SF: 0 SAC: 0 DP: 0 HBP: 0	WP: 1 PB: 0 SB: 0 CS: 2	PA: 36	
PITCHER	IP WLS BF H R ER SO BB IBB HBP BLK WP HR S P ERA WHIP	8.0 W 7 1 0 0 7 3 0 0 0 0 0 0 9 9 0.00 0.500	2.0 W 7 1 0 0 7 3 0 0 0 0 0 0 9 9 0.00 0.500	2.0 W 7 1 0 0 7 3 0 0 0 0 0 0 9 9 0.00 0.500	2.0 W 7 1 0 0 7 3 0 0 0 0 0 0 9 9 0.00 0.500	2.0 W 7 1 0 0 7 3 0 0 0 0 0 0 9 9 0.00 0.500	2.0 W 7 1 0 0 7 3 0 0 0 0 0 0 9 9 0.00 0.500	2.0 W 7 1 0 0 7 3 0 0 0 0 0 0 9 9 0.00 0.500	2.0 W 7 1 0 0 7 3 0 0 0 0 0 0 9 9 0.00 0.500	2.0 W 7 1 0 0 7 3 0 0 0 0 0 0 9 9 0.00 0.500	2.0 W 7 1 0 0 7 3 0 0 0 0 0 0 9 9 0.00 0.500	2.0 W 7 1 0 0 7 3 0 0 0 0 0 0 9 9 0.00 0.500	2.0 W 7 1 0 0 7 3 0 0 0 0 0 0 9 9 0.00 0.500	2.0 W 7 1 0 0 7 3 0 0 0 0 0 0 9 9 0.00 0.500	2.0 W 7 1 0 0 7 3 0 0 0 0 0 0 9 9 0.00 0.500	2.0 W 7 1 0 0 7 3 0 0 0 0 0 0 9 9 0.00 0.500	2.0 W 7 1 0 0 7 3 0 0 0 0 0 0 9 9 0.00 0.500	2.0 W 7 1 0 0 7 3 0 0 0 0 0 0 9 9 0.00 0.500	2.0 W 7 1 0 0 7 3 0 0 0 0 0 0 9 9 0.00 0.500	2.0 W 7 1 0 0 7 3 0 0 0 0 0 0 9 9 0.00 0.500	2.0 W 7 1 0 0 7 3 0 0 0 0 0 0 9 9 0.00 0.500	2.0 W 7 1 0 0 7 3 0 0 0 0 0 0 9 9 0.00 0.500	2.0 W 7 1 0 0 7 3 0 0 0 0 0 0 9 9 0.00 0.500	2.0 W 7 1 0 0 7 3 0 0 0 0 0 0 9 9 0.00 0.500	2.0 W 7 1 0 0 7 3 0 0 0 0 0 0 9 9 0.00 0.500

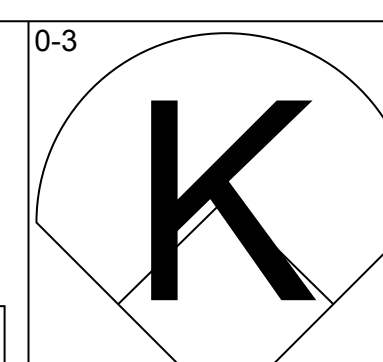
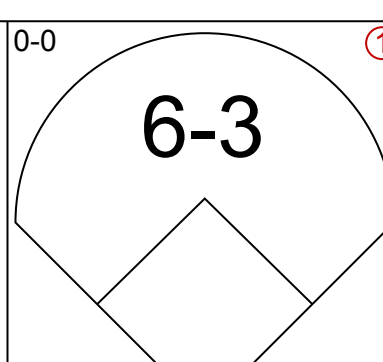
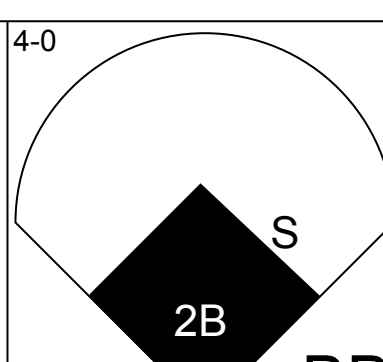
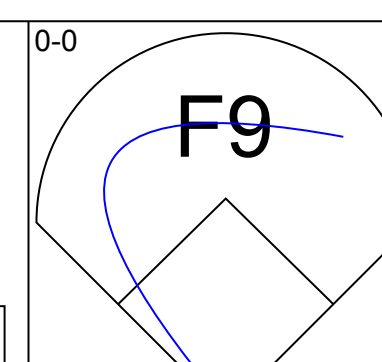
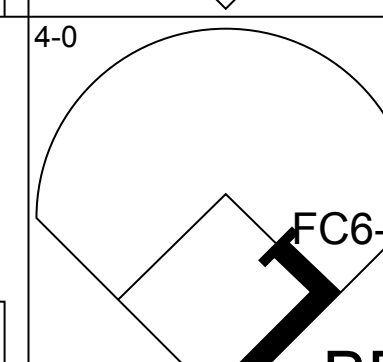
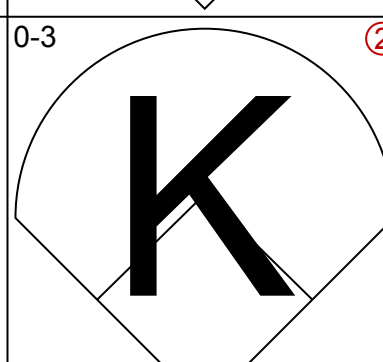
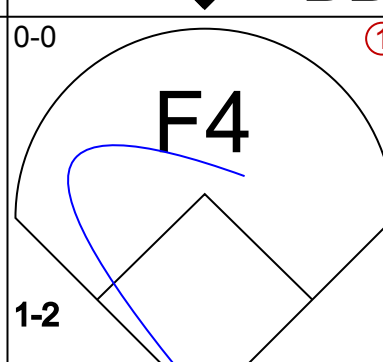
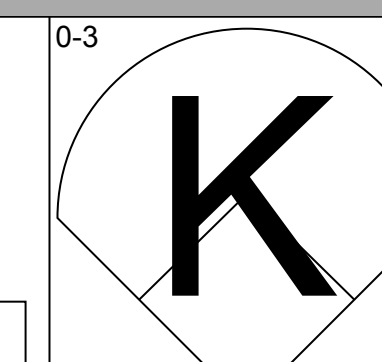
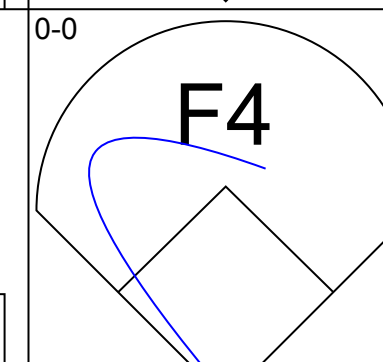
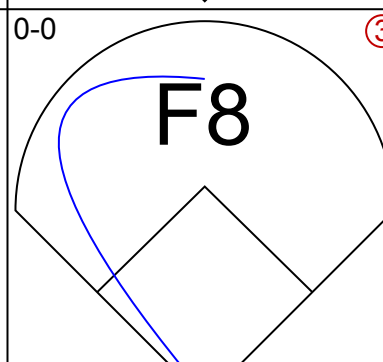
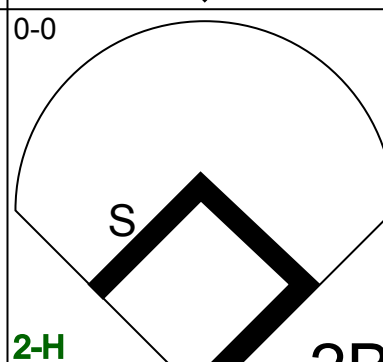
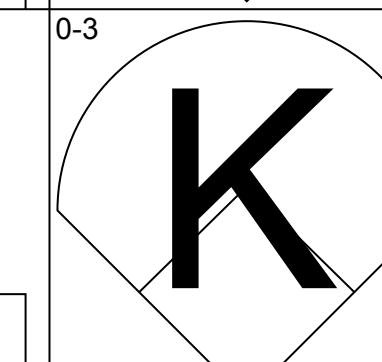
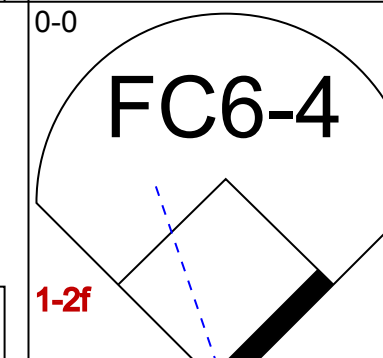
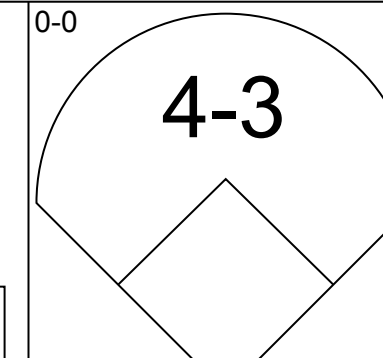
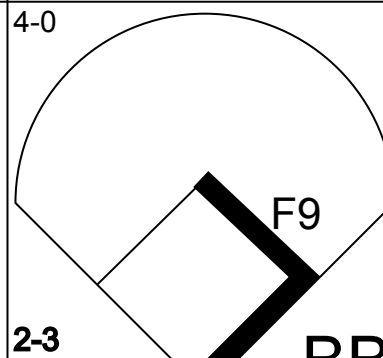
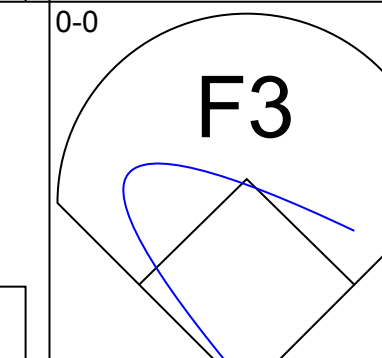
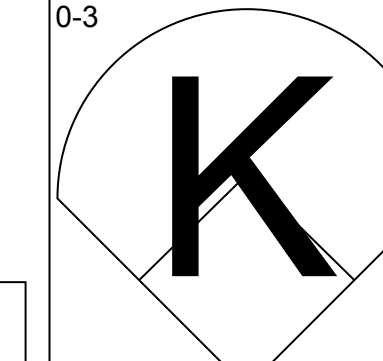
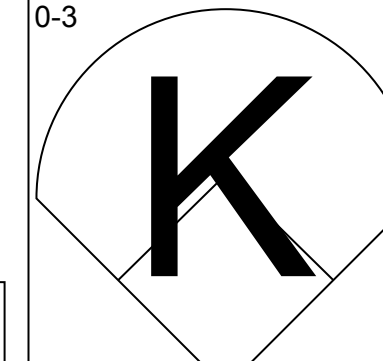
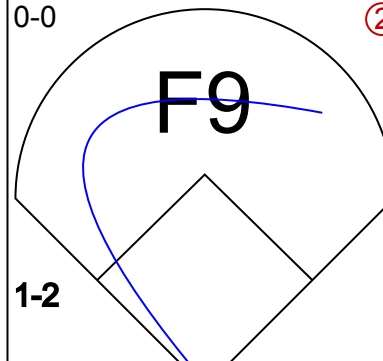
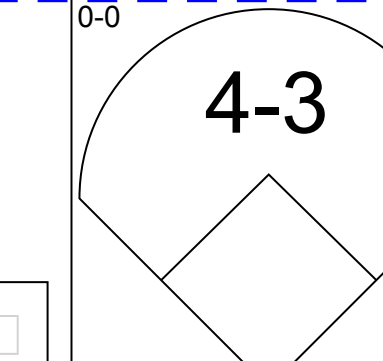
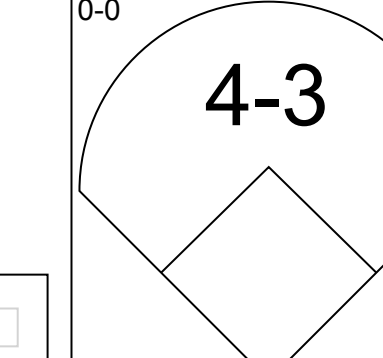
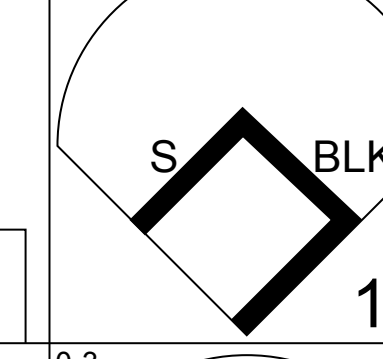
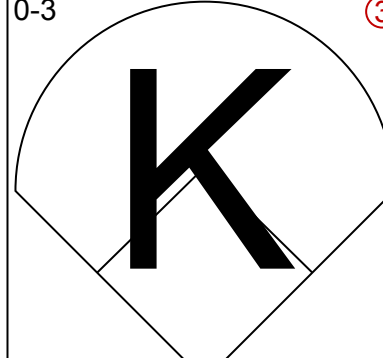
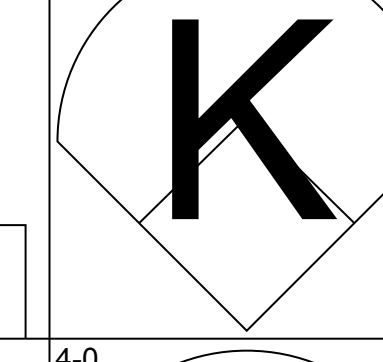
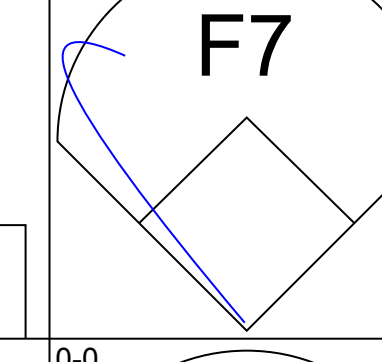
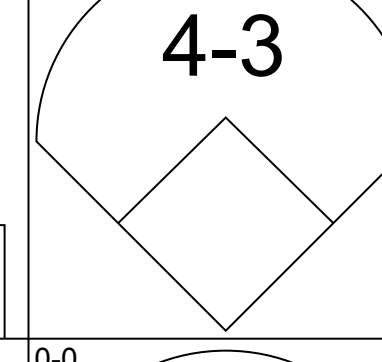
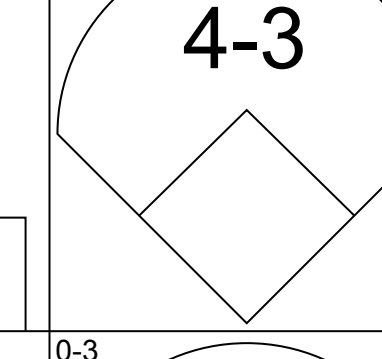
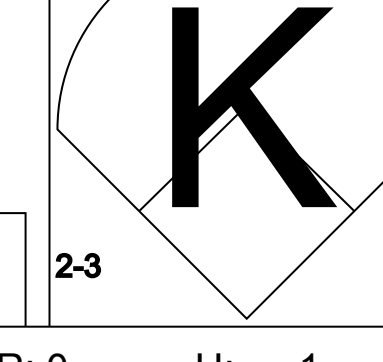
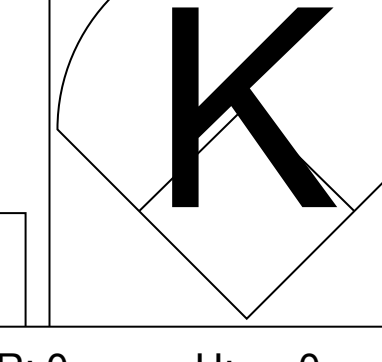
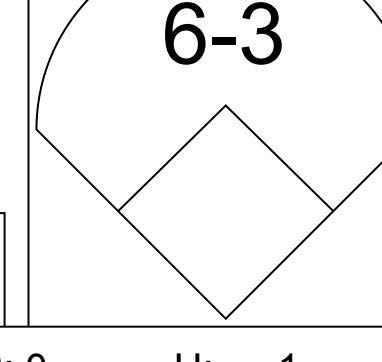
BOTTOM

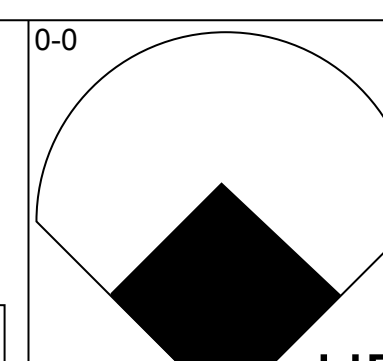
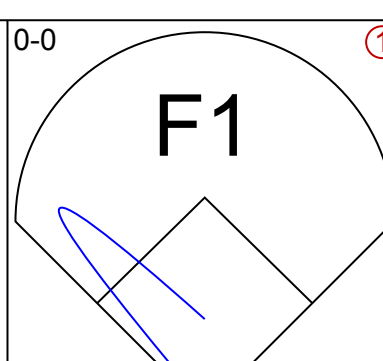
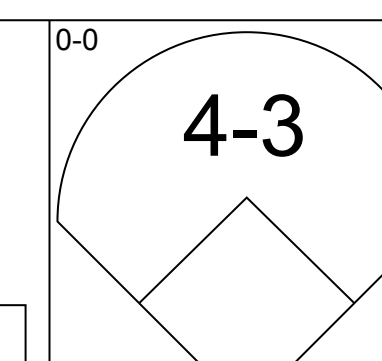
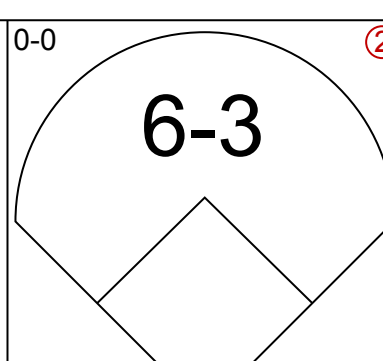
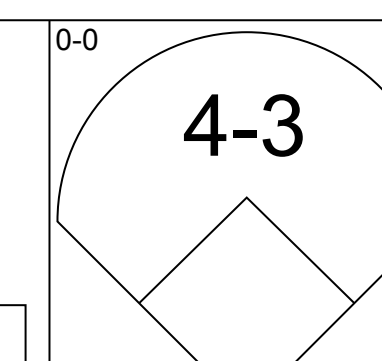
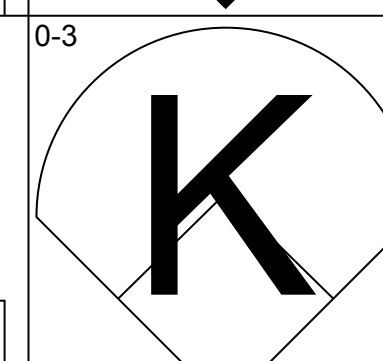
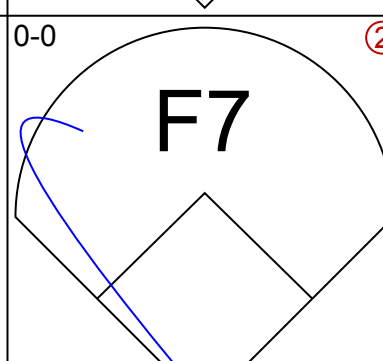
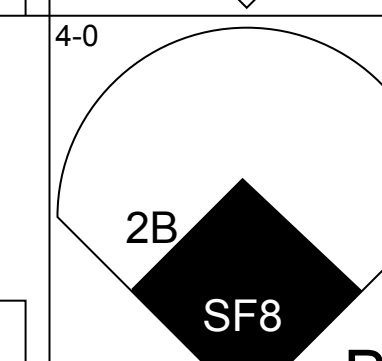
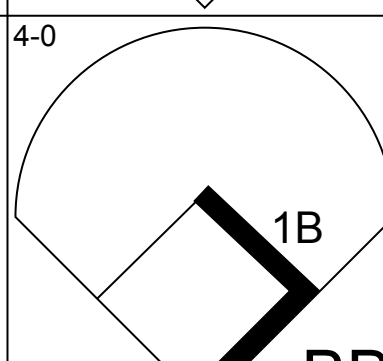
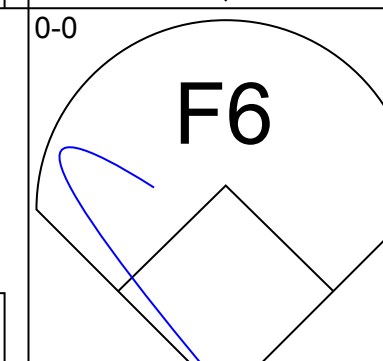
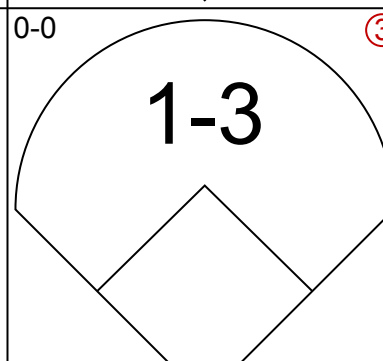
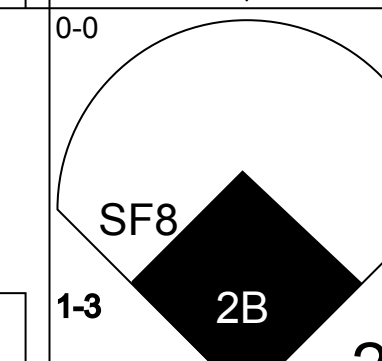
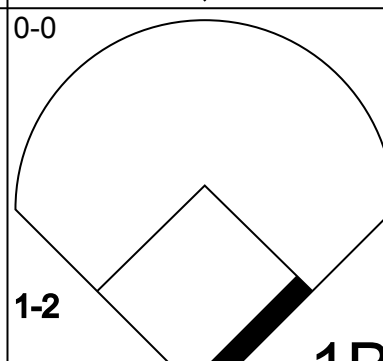
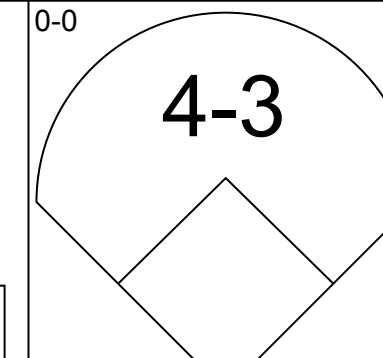
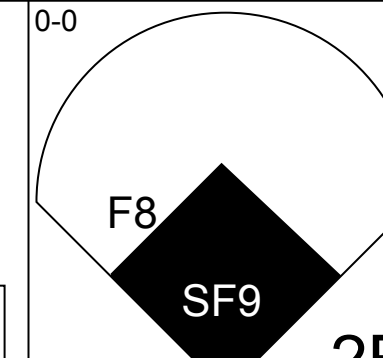
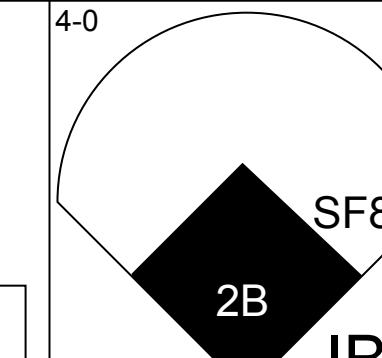
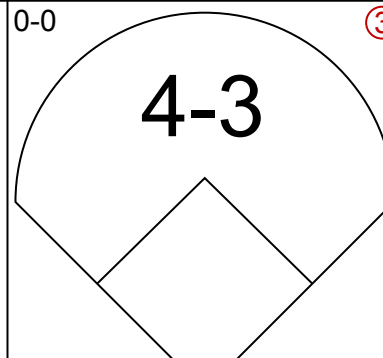
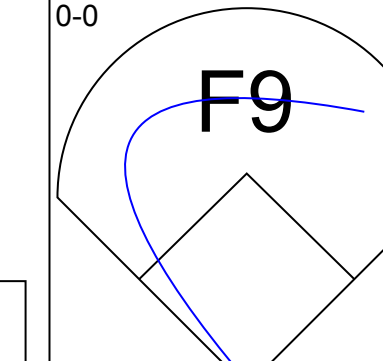
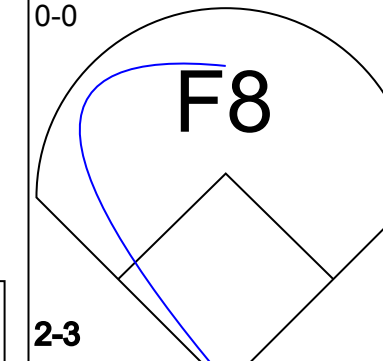
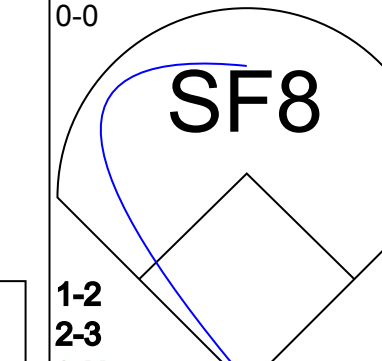
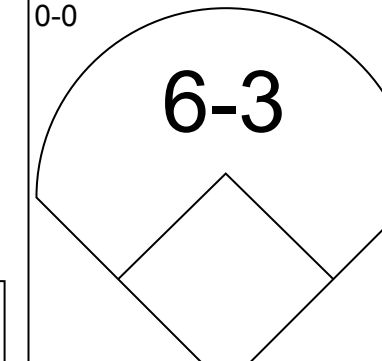
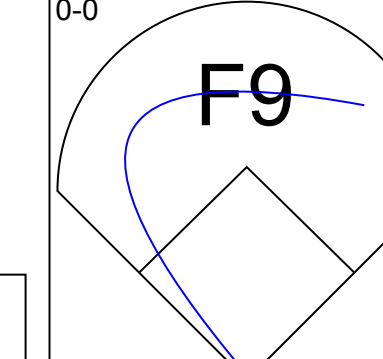
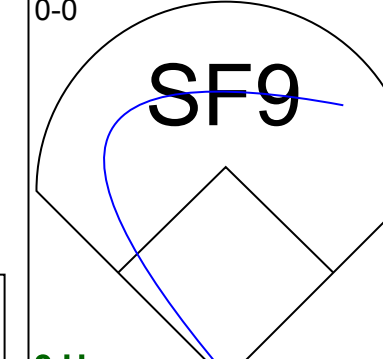
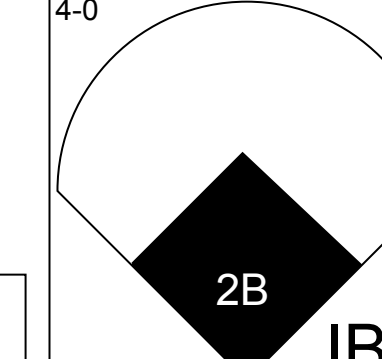
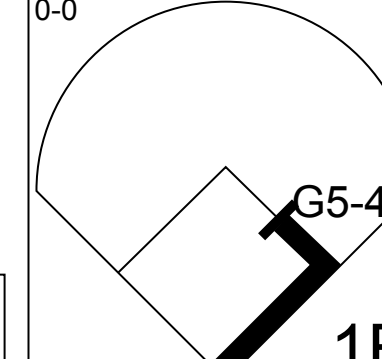
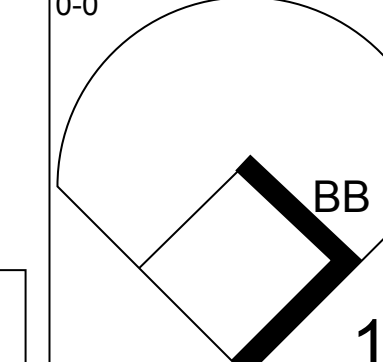
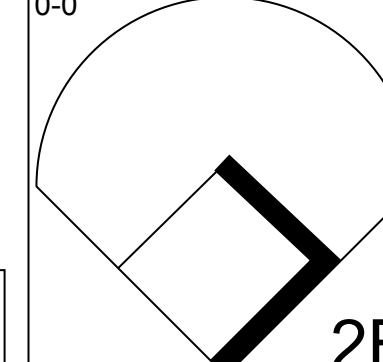
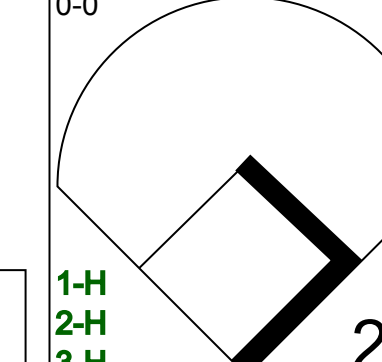
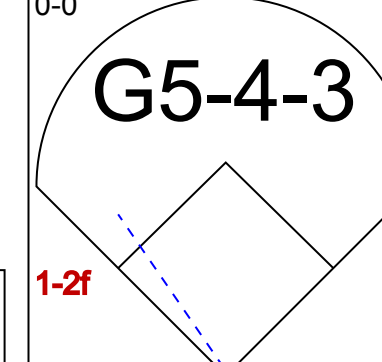
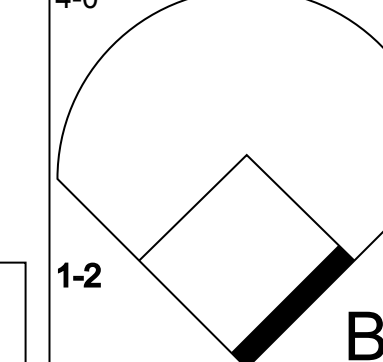
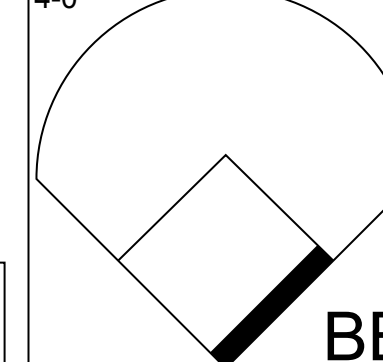
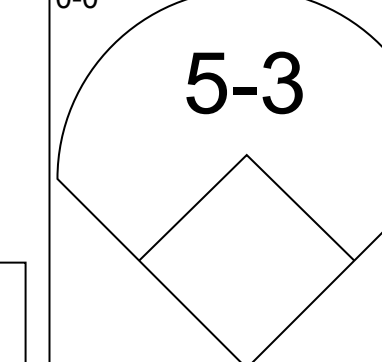
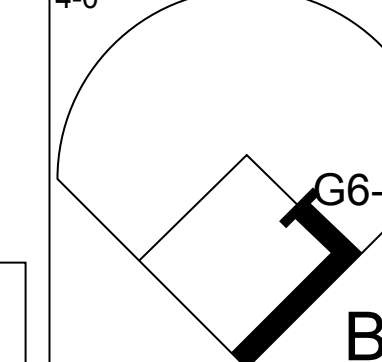
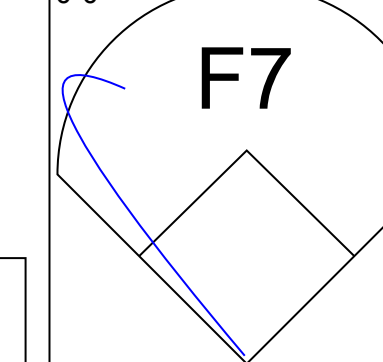
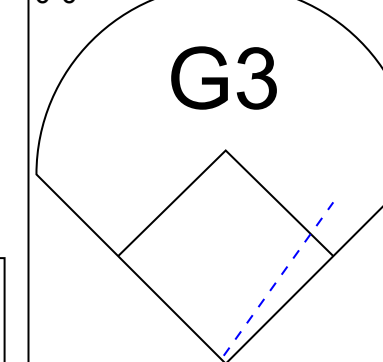
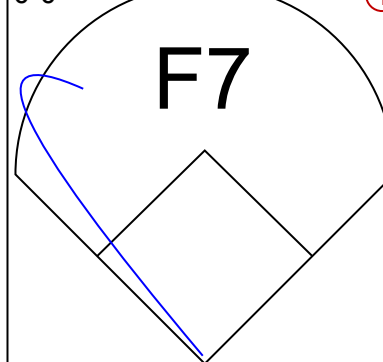
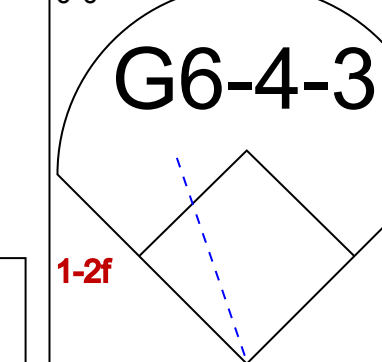
St. Louis Cardinals @ Philadelphia Phillies
Veterans Stadium, Philadelphia, PA

Fri Aug 10 1984, 7:05 PM EDT
Att: 25,824 - Unknown

AB	33
R	0
H	4
RBI	0
BB	3
SO	8
LOB	15



Batter	1	2	3	4	5	6	7	8	9	AB	R	H	RBI	BB	SO	LOB	TOP			
Lonnie Smith, R OBP: 0.357, SLG: 0.342 (1, 7)										3	1	0	0	1	1	1	St. Louis Cardinals @ Philadelphia Phillies Veterans Stadium, Philadelphia, PA Sat Aug 11 1984, 7:05 PM EDT Att: 30,413 - Unknown			
Willie McGee, S OBP: 0.316, SLG: 0.397 (1, 8)										3	0	0	0	1	2	1				
Terry Pendleton, S OBP: 0.398, SLG: 0.454 (1, 5)										4	0	1	1	0	1	1				
George Hendrick, R OBP: 0.310, SLG: 0.387 (1, 9)										3	0	0	0	1	0	1				
David Green, R OBP: 0.289, SLG: 0.390 (1, 3)										4	0	0	0	0	2	2				
Tom Herr, S OBP: 0.317, SLG: 0.324 (1, 4)										3	0	1	0	0	1	2				
Dave Rucker, L OBP: 0.200, SLG: 0.200 (6, 1)										0	0	0	0	0	0	0				
Dave Vonohien, L (8, 1)										0	0	0	0	0	0	0				
Mike Jorgensen, L OBP: 0.345, SLG: 0.312 (9, PH)										1	0	0	0	0	0	0				
Darrell Porter, L OBP: 0.348, SLG: 0.376 (1, 2)										4	0	0	0	0	1	1				
Chris Speier, R OBP: 0.216, SLG: 0.259 (1, 6)										2	0	1	0	1	0	0				
Joaquin Andujar, S OBP: 0.225, SLG: 0.234 (1, 1)										2	0	0	0	0	2	2				
Bill Lyons, R OBP: 0.227, SLG: 0.111 (6, 4)										1	0	0	0	0	0	1				
Inning Stats	R: 0 E: 0 K: 1 S: 5	H: 0 LOB: 1 BB: 1 P: 9	R: 0 E: 0 K: 3 S: 10	H: 1 LOB: 2 BB: 1 P: 14	R: 0 E: 0 K: 1 S: 5	H: 0 LOB: 0 BB: 0 P: 5	R: 0 E: 0 K: 1 S: 5	H: 0 LOB: 0 BB: 0 P: 5	R: 1 E: 0 K: 2 S: 6	H: 1 LOB: 2 BB: 2 P: 14	R: 0 E: 0 K: 0 S: 4	H: 1 LOB: 1 BB: 0 P: 4	R: 0 E: 0 K: 2 S: 7	H: 0 LOB: 0 BB: 0 P: 7	R: 0 E: 0 K: 0 S: 3	H: 0 LOB: 0 BB: 0 P: 3	1B: 1 2B: 2 3B: 0 HR: 0	SF: 0 SAC: 0 DP: 0 HBP: 0	WP: 0 PB: 0 SB: 3 CS: 0	PA: 34
PITCHER	IP WLS BF H R ER SO BB IBB HBP BLK WP HR S P ERA WHIP																			
Steve Carlton, L ERA: 3.01 (1, 1)	8.0 W 31 3 1 1 10 4 0 0 0 0 0 0 0 0 0 0 1.12 0.875																			
Kevin Gross, R ERA: 3.87 (9, 1)	1.0 3 0 0 0 0 0 0 0 0 0 0 0 0 0 3 3 0.00 0.000																			

Batter	1	2	3	4	5	6	7	8	9	AB	R	H	RBI	BB	SO	LOB	BOTTOM			
Jeff Stone, L OBP: 0.407, SLG: 0.519 (1, 7)										5	1	1	1	0	0	0	St. Louis Cardinals @ Philadelphia Phillies Veterans Stadium, Philadelphia, PA Sat Aug 11 1984, 7:05 PM EDT Att: 30,413 - Unknown			
Greg Gross, L OBP: 0.410, SLG: 0.362 (1, 9)										2	1	0	0	2	1	0				
Juan Samuel, R OBP: 0.330, SLG: 0.459 (1, 4)										4	1	2	0	0	0	0				
Von Hayes, L OBP: 0.360, SLG: 0.463 (1, 8)										3	2	1	0	1	0	2				
Mike Schmidt, R OBP: 0.374, SLG: 0.486 (1, 5)										3	0	0	1	0	0	1				
Len Matuszek, L OBP: 0.339, SLG: 0.454 (1, 3)										2	1	1	1	1	0	0				
Ozzie Virgil, R OBP: 0.323, SLG: 0.463 (1, 2)										4	0	3	3	0	0	1				
Ivan De Jesus, R OBP: 0.328, SLG: 0.311 (1, 6)										1	0	0	0	3	0	1				
Steve Carlton, L OBP: 0.209, SLG: 0.284 (1, 1)										3	0	0	0	0	0	4				
Glenn Wilson, R OBP: 0.276, SLG: 0.387 (8, PH)										1	0	0	0	0	0	1				
Kevin Gross, R OBP: 0.083, SLG: 0.043 (9, 1)										0	0	0	0	0	0	0				
Inning Stats	R: 1 E: 0 K: 1 S: 6	H: 1 LOB: 0 BB: 0 P: 6	R: 0 E: 0 K: 0 S: 4	H: 1 LOB: 2 BB: 1 P: 8	R: 0 E: 0 K: 0 S: 3	H: 0 LOB: 0 BB: 0 P: 3	R: 1 E: 0 K: 0 S: 5	H: 2 LOB: 2 BB: 1 P: 9	R: 4 E: 0 K: 0 S: 5	H: 2 LOB: 1 BB: 3 P: 17	R: 0 E: 0 K: 0 S: 4	H: 1 LOB: 2 BB: 1 P: 8	R: 0 E: 0 K: 0 S: 3	H: 1 LOB: 0 BB: 0 P: 3	R: 0 E: 0 K: 0 S: 2	H: 0 LOB: 0 BB: 1 P: 6	1B: 3 2B: 4 3B: 0 HR: 1	SF: 2 SAC: 0 DP: 2 HBP: 0	WP: 0 PB: 0 SB: 0 CS: 0	PA: 37
PITCHER	IP WLS BF H R ER SO BB IBB HBP BLK WP HR S P ERA WHIP																			
Joaquin Andujar, R ERA: 3.28 (1, 1)	5.0 L 26 6 6 6 1 3 2 0 0 0 0 0 0 0 0 0 10.80 1.800																			
Dave Rucker, L ERA: 1.87 (6, 1)	2.0 8 2 0 0 0 1 0 0 0 0 0 0 0 7 11 0.00 1.500																			
Dave Vonohien, L ERA: 1.9 (8, 1)	1.0 3 0 0 0 0 1 0 0 0 0 0 0 0 2 6 0.00 1.000																			

Batter	1	2	3	4	5	6	7	8	9	AB	R	H	RBI	BB	SO	LOB	TOP								
Juan Samuel, R OBP: 0.327, SLG: 0.456 (1,4)	F8		F8	E6			F9		6-3	6	0	1	2	0	0	6	Philadelphia Phillies @ San Diego Padres Jack Murphy Stadium, San Diego, CA Thu Aug 16 1984, 6:33 AM EDT Att: 23,125 - Unknown livebaseballscorecards.com								
Greg Gross, L OBP: 0.400, SLG: 0.349 (1,9) (8,3)	F5		F7	G4-6-3		F7		F7		5	0	0	0	0	0	4									
Von Hayes, L OBP: 0.368, SLG: 0.471 (1,8)				G3	1B			HR	2B	4	2	3	0	1	0	0									
Mike Schmidt, R OBP: 0.375, SLG: 0.506 (1,5)					4-3			HR	1B	4	2	3	3	1	0	1									
Tim Corcoran, L OBP: 0.444, SLG: 0.519 Glenn Wilson, R (7, PR) OBP: 0.276, SLG: 0.380 (1,7) (7,7)					HR			HR	2B	3	1	2	0	1	1	2									
Len Matuszek, L OBP: 0.341, SLG: 0.451 Sixto Lezcano, R OBP: 0.363, SLG: 0.493 (1,3) (8,9)					1B				6-3	1	0	0	0	0	0	2									
Ozzie Virgil, R OBP: 0.321, SLG: 0.466 (1,2)					1B				F7	4	1	1	1	1	2	3									
Ivan De Jesus, R OBP: 0.328, SLG: 0.311 (1,6)					BB				K	0	0	0	0	0	0	0									
John Denny, R OBP: 0.258, SLG: 0.233 John Wockenfuss, R (9, PH) OBP: 0.361, SLG: 0.426 Kevin Gross, R OBP: 0.083, SLG: 0.043 (1,1) (9, PH) (9,1)					1B				F4	3	0	1	1	1	0	1									
Inning Stats	R: 0 E: 0 K: 1 S: 6	H: 1 LOB: 2 BB: 1 P: 10	R: 0 E: 0 K: 1 S: 5	H: 0 LOB: 0 BB: 0 P: 5	R: 0 E: 0 K: 0 S: 3	H: 0 LOB: 0 BB: 0 P: 3	R: 4 E: 1 K: 0 S: 8	H: 5 LOB: 2 BB: 1 P: 12	R: 0 E: 0 K: 0 S: 4	H: 2 LOB: 1 BB: 0 P: 4	R: 1 E: 0 K: 0 S: 4	H: 1 LOB: 3 BB: 4 P: 8	R: 2 E: 0 K: 2 S: 8	H: 1 LOB: 3 BB: 4 P: 24	R: 1 E: 0 K: 1 S: 7	H: 2 LOB: 1 BB: 0 P: 7		R: 0 E: 0 K: 0 S: 4	H: 1 LOB: 1 BB: 0 P: 4	1B: 5 2B: 5 3B: 1 HR: 2	SF: 0 SAC: 0 DP: 2 HBP: 0	WP: 1 PB: 0 SB: 2 CS: 0	PA: 46		
PITCHER	IP	WLS	BF	H	R	ER	SO	BB	IBB	HBP	BLK	WP	HR	S	P	ERA	WHIP								
Andy Hawkins, R ERA: 4.24 (1,1)	3.1	L	18	6	4	4	2	2	0	0	0	0	1	20	28	10.80	2.400								
Greg Booker, R ERA: 2.54 (4,1)	2.2		11	3	1	1	0	1	0	0	0	0	0	10	14	3.38	1.500								
Greg Harris, R ERA: 2.89 (7,1)	2.0		13	3	3	3	3	4	0	0	0	1	1	15	31	13.50	3.500								
Craig Lefferts, L ERA: 1.73 (9,1)	1.0		4	1	0	0	0	0	0	0	0	0	0	4	4	0.00	1.000								

Batter	1	2	3	4	5	6	7	8	9	AB	R	H	RBI	BB	SO	LOB	BOTTOM								
Alan Wiggins, S OBP: 0.339, SLG: 0.305 (1,4)	S		4-3			F6				4	0	2	0	0	0	1	Philadelphia Phillies @ San Diego Padres Jack Murphy Stadium, San Diego, CA Thu Aug 16 1984, 6:33 AM EDT Att: 23,125 - Unknown livebaseballscorecards.com								
Bobby Brown, S OBP: 0.287, SLG: 0.378 Greg Harris, S (1,9) (7,1)	1-3					5-3				3	0	0	0	0	0	2									
Champ Summers, L (8, PH) OBP: 0.250, SLG: 0.400 Craig Lefferts, L OBP: 0.231, SLG: 0.308 (8, PH) (9,1)	1-3									1	0	0	0	0	1	2									
Steve Garvey, R OBP: 0.306, SLG: 0.390 Kurt Bevacqua, R OBP: 0.350, SLG: 0.353 (1,3) (8,3)	F7					6-3				3	0	0	0	0	0	1									
Graig Nettles, L OBP: 0.324, SLG: 0.389 (1,5)	K					F9				3	2	1	1	1	1	1									
Kevin McReynolds, R OBP: 0.321, SLG: 0.500 (1,8)						F8				4	1	1	0	0	1	0									
Terry Kennedy, L OBP: 0.284, SLG: 0.335 Bruce Bochy, R OBP: 0.308, SLG: 0.469 (1,2) (9,2)	1-3					4-3				3	0	0	0	0	0	0									
Carmelo Martinez, R OBP: 0.339, SLG: 0.407 (1,7)						5-3				1	0	1	1	0	0	0									
Garry Templeton, S OBP: 0.324, SLG: 0.344 Mario Ramirez, R OBP: 0.242, SLG: 0.400 (1,6) (9,6)						G3				2	0	0	0	1	0	0									
Andy Hawkins, R OBP: 0.250, SLG: 0.229 Greg Booker, R (1,1) (4,1)						6-3				1	0	0	0	0	0	0									
Tim Flannery, L (6, PH) OBP: 0.360, SLG: 0.410 Luis Salazar, R OBP: 0.253, SLG: 0.313 (7,9)										1	0	1	0	0	0	0									
Inning Stats	R: 0 E: 0 K: 1 S: 6	H: 1 LOB: 1 BB: 0 P: 6	R: 0 E: 0 K: 1 S: 5	H: 0 LOB: 0 BB: 0 P: 5	R: 0 E: 0 K: 0 S: 3	H: 0 LOB: 0 BB: 0 P: 3	R: 0 E: 0 K: 0 S: 3	H: 0 LOB: 0 BB: 0 P: 3	R: 0 E: 0 K: 0 S: 4	H: 1 LOB: 1 BB: 0 P: 4	R: 1 E: 0 K: 0 S: 4	H: 1 LOB: 0 BB: 0 P: 4	R: 0 E: 0 K: 2 S: 8	H: 1 LOB: 2 BB: 1 P: 12	R: 2 E: 0 K: 0 S: 6	H: 3 LOB: 2 BB: 1 P: 10	1B: 5 2B: 1 3B: 0 HR: 1	SF: 0 SAC: 0 DP: 0 HBP: 0	WP: 0 PB: 1 SB: 1 CS: 0	PA: 36					
PITCHER	IP	WLS	BF	H	R	ER	SO	BB	IBB	HBP	BLK	WP	HR	S	P	ERA	WHIP								
John Denny, R ERA: 1.45 (1,1)	8.0	W	29	4	1	1	4	1	0	0	0	0	0	36	40	1.12	0.625								
Kevin Gross, R ERA: 4.01 (9,1)	1.0		7	3	2	2	0	1	0	0	0	0	0	6	10	18.00	4.000								

Batter	1	2	3	4	5	6	7	8	9	AB	R	H	RBI	BB	SO	LOB	TOP				
Juan Samuel, R (1,4) OBP: 0.326, SLG: 0.455	G3			K			6-3		K	5	0	1	1	0	2	1	Philadelphia Phillies @ Los Angeles Dodgers Dodger Stadium, Los Angeles, CA Fri Aug 17 1984, 7:05 PM PDT Att: 43,175 - Unknown				
Von Hayes, L (1,8) OBP: 0.366, SLG: 0.467	1B	6-3		G3			F7		1-3	5	0	1	0	0	0	3					
Mike Schmidt, R (1,5) OBP: 0.375, SLG: 0.504	FC6-4		4-3				1B	HBP	K	4	0	1	0	0	2	0					
Sixto Lezcano, R (1,9) OBP: 0.361, SLG: 0.488	F9		6-3				F9		1-3	4	0	1	0	0	0	2					
John Wockenfuss, R (1,3) OBP: 0.367, SLG: 0.432 Tim Corcoran, L (7,PH) OBP: 0.441, SLG: 0.516	FC6-4			2B			FC5-4		F6	3	0	2	0	0	0	2					
Ozzie Virgil, R (1,2) OBP: 0.323, SLG: 0.472							FC5-4		K	4	1	2	0	0	1	1					
Glenn Wilson, R (1,7) Greg Gross, L (8,PH) OBP: 0.403, SLG: 0.353		F8		F9			5-3			3	0	0	0	0	0	3					
Ivan De Jesus, R (1,6) Len Matuszek, L (8,PH) Kiko Garcia, R (8,6) OBP: 0.283, SLG: 0.268		E1					F4		F5	3	0	1	0	0	0	1					
Steve Carlton, L (1,1) Jeff Stone, L (8,PH) Larry Andersen, R (8,1) OBP: 0.200, SLG: 0.271 OBP: 0.396, SLG: 0.500				FC1-6			6-3		K	3	0	0	0	0	1	3					
Inning Stats	R: 0 E: 0 K: 0 S: 5	H: 2 LOB: 2 BB: 0 P: 5	R: 1 E: 1 K: 1 S: 8	H: 2 LOB: 2 BB: 0 P: 8	R: 0 E: 0 K: 0 S: 5	H: 2 LOB: 2 BB: 0 P: 5	R: 0 E: 0 K: 1 S: 6	H: 1 LOB: 1 BB: 0 P: 6	R: 0 E: 0 K: 0 S: 3	H: 0 LOB: 0 BB: 0 P: 3	R: 0 E: 0 K: 0 S: 4	H: 1 LOB: 2 BB: 0 P: 5	R: 0 E: 0 K: 2 S: 8	H: 1 LOB: 1 BB: 0 P: 8	R: 0 E: 0 K: 2 S: 7	H: 0 LOB: 0 BB: 0 P: 7		1B: 7 2B: 3 3B: 0 HR: 0	SF: 0 SAC: 0 DP: 0 HBP: 1	WP: 0 PB: 0 SB: 0 CS: 0	PA: 39
PITCHER	IP	WLS	BF	H	R	ER	SO	BB	IBB	HBP	BLK	WP	HR	S	P	ERA		WHIP			
Rick Honeycutt, L (1,1) ERA: 2.77 Ken Howell, R (7,1) ERA: 2.45	6.2	W	31	9	1	0	3	0	0	1	0	0	0	36	37	0.00		1.350			
Ken Howell, R (7,1) ERA: 2.45	2.1	S	8	1	0	0	4	0	0	0	0	0	0	16	16	0.00		0.429			

Batter	1	2	3	4	5	6	7	8	9	AB	R	H	RBI	BB	SO	LOB	BOTTOM				
Steve Sax, R (1,4) OBP: 0.289, SLG: 0.304	FC6-4		6-3				G3			3	0	1	0	1	0	0	Philadelphia Phillies @ Los Angeles Dodgers Dodger Stadium, Los Angeles, CA Fri Aug 17 1984, 7:05 PM PDT Att: 43,175 - Unknown				
Dave Anderson, R (1,6) OBP: 0.349, SLG: 0.325	FC6-4			1B			F7		FC6-4	3	1	1	0	1	0	2					
Pedro Guerrero, R (1,9) OBP: 0.341, SLG: 0.419	F9			1B			FC6-4		BB	4	1	1	0	0	0	3					
Mike Marshall, R (1,7) OBP: 0.319, SLG: 0.460	K			6-3			L6			4	0	0	1	0	2	4					
Candy Maldonado, R (1,8) Ken Landreaux, L (8,PH) OBP: 0.327, SLG: 0.392 OBP: 0.296, SLG: 0.347	F8			6-3			K		4-3	3	0	0	0	0	1	1					
Steve Yeager, R (1,2) OBP: 0.286, SLG: 0.309	6-3			2B			WP		4-3	4	0	2	1	0	0	0					
Greg Brock, L (1,3) OBP: 0.322, SLG: 0.443	F9			1B			K		S	4	0	2	0	0	1	1					
German Rivera, R (1,5) OBP: 0.323, SLG: 0.378									F8	2	0	0	0	2	1	1					
Rick Honeycutt, L (1,1) Ken Howell, R (7,1) OBP: 0.182, SLG: 0.151										3	0	0	0	0	1	5					
Inning Stats	R: 0 E: 0 K: 1 S: 5	H: 0 LOB: 1 BB: 1 P: 9	R: 0 E: 0 K: 0 S: 3	H: 0 LOB: 0 BB: 0 P: 3	R: 0 E: 0 K: 2 S: 7	H: 0 LOB: 0 BB: 0 P: 7	R: 2 E: 0 K: 0 S: 7	H: 4 LOB: 3 BB: 1 P: 11	R: 0 E: 0 K: 1 S: 6	H: 1 LOB: 1 BB: 0 P: 6	R: 0 E: 0 K: 2 S: 8	H: 1 LOB: 2 BB: 1 P: 12	R: 0 E: 0 K: 0 S: 3	H: 0 LOB: 1 BB: 1 P: 7	R: 0 E: 0 K: 0 S: 4	H: 1 LOB: 1 BB: 0 P: 4		1B: 6 2B: 1 3B: 0 HR: 0	SF: 0 SAC: 0 DP: 0 HBP: 0	WP: 1 PB: 0 SB: 2 CS: 0	PA: 35
PITCHER	IP	WLS	BF	H	R	ER	SO	BB	IBB	HBP	BLK	WP	HR	S	P	ERA		WHIP			
Steve Carlton, L (1,1) ERA: 2.99 Larry Andersen, R (8,1) ERA: 1.65	7.0	L	31	6	2	2	6	2	0	0	0	0	0	39	55	2.57		1.143			
Larry Andersen, R (8,1) ERA: 1.65	1.0		4	1	0	0	0	0	0	0	0	0	0	4	4	0.00		1.000			

AB	38
R	1
H	10
RBI	1
BB	0
SO	7
LOB	20



AB	31
R	2
H	7
RBI	2
BB	4
SO	6
LOB	17



Batter	1	2	3	4	5	6	7	8	9	AB	R	H	RBI	BB	SO	LOB	TOP			
Juan Samuel, R (1,4) OBP: 0.325, SLG: 0.453										5	1	1	0	0	3	1	Philadelphia Phillies @ Los Angeles Dodgers Dodger Stadium, Los Angeles, CA Sat Aug 18 1984, 7:05 PM PDT Att: 45,619 - Unknown			
Greg Gross, L (1,9) OBP: 0.398, SLG: 0.348										5	1	1	0	0	1	2				
Von Hayes, L (1,8) OBP: 0.369, SLG: 0.469										5	1	3	0	0	0	0				
Mike Schmidt, R (1,5) OBP: 0.377, SLG: 0.506										4	1	2	2	1	2	0				
Tim Corcoran, L (1,7) OBP: 0.435, SLG: 0.506										3	0	0	0	0	0	2				
Garry Maddox, R (6,8) OBP: 0.319, SLG: 0.394										1	1	0	0	1	1	2				
Len Matuszek, L (1,3) OBP: 0.344, SLG: 0.454										2	1	1	0	1	0	1				
John Wockenfuss, R (8, PH) OBP: 0.371, SLG: 0.436										1	0	1	1	0	0	0				
Glenn Wilson, R (8, PR) OBP: 0.273, SLG: 0.377										0	0	0	0	0	0	0				
Ozzie Virgil, R (1,2) OBP: 0.322, SLG: 0.471										3	0	1	2	0	1	1				
Ivan De Jesus, R (1,6) OBP: 0.329, SLG: 0.311										3	0	1	0	1	0	1				
Jerry Koosman, R (1,1) OBP: 0.105, SLG: 0.089										3	0	0	0	0	0	1				
Sixto Lezcano, R (8, PH) OBP: 0.360, SLG: 0.486										1	0	0	0	0	0	2				
Larry Andersen, R (8,1)										0	0	0	0	0	0	0				
Al Holland, R (8,1)										0	0	0	0	0	0	0				
Inning Stats	R: 0 E: 0 K: 1 S: 5	H: 0 LOB: 0 BB: 0 P: 5	R: 1 E: 0 K: 1 S: 7	H: 2 LOB: 1 BB: 0 P: 7	R: 1 E: 2 K: 0 S: 4	H: 1 LOB: 0 BB: 0 P: 4	R: 0 E: 0 K: 2 S: 7	H: 0 LOB: 1 BB: 1 P: 11	R: 0 E: 0 K: 0 S: 3	H: 2 LOB: 1 BB: 0 P: 4	R: 0 E: 0 K: 0 S: 3	H: 0 LOB: 0 BB: 0 P: 3	R: 4 E: 0 K: 1 S: 10	H: 5 LOB: 2 BB: 1 P: 14	R: 0 E: 0 K: 3 S: 10	H: 1 LOB: 2 BB: 1 P: 14	1B: 9 2B: 2 3B: 0 HR: 0	SF: 1 SAC: 0 DP: 1 HBP: 0	WP: 0 PB: 0 SB: 1 CS: 1	PA: 42
PITCHER	IP WLS BF H R ER SO BB IBB HBP BLK WP HR S P ERA WHIP																			
Alejandro Pena, R (1,1) ERA: 2.34	7.0		27	5	2	1	4	2	0	0	0	0	0	0	0	33	41	1.29	1.000	
Ken Howell, R (8,1) ERA: 3.39	0.1	L	4	3	3	3	1	0	0	0	0	0	0	0	0	6	6	81.00	9.000	
Jerry Reuss, L (8,1) ERA: 5.44	1.1		9	3	1	1	2	1	1	0	0	0	0	0	11	19	6.75	3.000		
Burt Hooton, R (9,1) ERA: 3.53	0.1		1	0	0	0	1	0	0	0	0	0	0	0	3	3	0.00	0.000		

Batter	1	2	3	4	5	6	7	8	9	AB	R	H	RBI	BB	SO	LOB	BOTTOM			
Steve Sax, R (1,4) OBP: 0.290, SLG: 0.305										5	2	2	0	0	1	1	Philadelphia Phillies @ Los Angeles Dodgers Dodger Stadium, Los Angeles, CA Sat Aug 18 1984, 7:05 PM PDT Att: 45,619 - Unknown			
Dave Anderson, R (1,6) OBP: 0.349, SLG: 0.326										3	0	1	0	0	0	1				
Pedro Guerrero, R (1,9) OBP: 0.340, SLG: 0.425										4	1	1	2	0	1	2				
Mike Marshall, R (1,7) OBP: 0.319, SLG: 0.458										4	0	1	1	0	2	0				
Candy Maldonado, R (1,8) OBP: 0.327, SLG: 0.387										2	1	0	0	1	0	1				
Ken Landreaux, L (8, PH) OBP: 0.298, SLG: 0.348										1	0	1	0	0	0	0				
Steve Yeager, R (1,2) OBP: 0.297, SLG: 0.307										4	1	1	0	0	0	1				
Greg Brock, L (1,3) OBP: 0.317, SLG: 0.433										4	0	0	1	0	0	1				
German Rivera, R (1,5) OBP: 0.333, SLG: 0.395										4	0	3	1	0	0	0				
Franklin Stubbs, L (9, PR) OBP: 0.277, SLG: 0.360										0	0	0	0	0	0	0				
Alejandro Pena, R (1,1) OBP: 0.154, SLG: 0.175										2	0	0	0	0	2	1				
Tony Street, R (7, PH)										1	0	0	0	0	0	1				
Ken Howell, R (8,1)										0	0	0	0	0	0	0				
Jerry Reuss, L (8,1) OBP: 0.335, SLG: 0.273										0	0	0	0	0	0	0				
Burt Hooton, R (9,1) OBP: 0.222, SLG: 0.236										1	0	0	0	0	0	1				
Inning Stats	R: 0 E: 0 K: 2 S: 7	H: 0 LOB: 0 BB: 0 P: 7	R: 2 E: 1 K: 2 S: 9	H: 2 LOB: 1 BB: 1 P: 13	R: 0 E: 0 K: 0 S: 3	H: 1 LOB: 0 BB: 0 P: 3	R: 0 E: 0 K: 1 S: 5	H: 0 LOB: 0 BB: 0 P: 5	R: 0 E: 0 K: 0 S: 5	H: 2 LOB: 1 BB: 0 P: 5	R: 0 E: 0 K: 1 S: 6	H: 1 LOB: 1 BB: 0 P: 6	R: 2 E: 0 K: 0 S: 6	H: 3 LOB: 1 BB: 0 P: 6	R: 0 E: 0 K: 0 S: 4	H: 1 LOB: 1 BB: 0 P: 4	1B: 8 2B: 1 3B: 0 HR: 1	SF: 0 SAC: 1 DP: 1 HBP: 0	WP: 0 PB: 0 SB: 0 CS: 0	PA: 37
PITCHER	IP WLS BF H R ER SO BB IBB HBP BLK WP HR S P ERA WHIP																			
Jerry Koosman, L (1,1) ERA: 2.79	7.0		27	5	3	2	7	1	0	0	0	0	0	0	40	44	2.57	1.000		
Larry Andersen, R (8,1) ERA: 1.89	0.2		4	2	2	2	0	0	0	0	0	0	0	1	4	4	27.00	3.000		
Al Holland, L (8,1) ERA: 2.63	1.1	S	6	2	0	0	0	0	0	0	0	0	0	6	6	0.00	1.500			



Batter	1	2	3	4	5	6	7	8	9	AB	R	H	RBI	BB	SO	LOB	TOP				
Juan Samuel, R OBP: 0.326, SLG: 0.454 (1, 4)										5	2	2	2	0	0	0					
Greg Gross, L OBP: 0.408, SLG: 0.370 Al Holland, R (9, 1)										5	0	2	0	0	0	2					
Von Hayes, L OBP: 0.368, SLG: 0.466 (1, 8)										4	1	2	2	0	2	2					
Mike Schmidt, R OBP: 0.384, SLG: 0.507 (1, 5)										3	1	1	0	1	1	2					
Al Oliver, L OBP: 0.338, SLG: 0.367 Larry Andersen, R (7, 1)										4	0	1	2	0	1	3					
Sixto Lezcano, R OBP: 0.360, SLG: 0.486 (9, 9)										0	0	0	0	0	0	0					
Ozzie Virgil, R OBP: 0.322, SLG: 0.469 (1, 2)										3	0	0	0	1	0	3					
John Russell, R OBP: 0.333, SLG: 0.667 Glenn Wilson, R OBP: 0.272, SLG: 0.375 (8, 7)										4	1	1	0	0	0	1					
Ivan De Jesus, R OBP: 0.327, SLG: 0.307 (1, 6)										3	1	1	0	0	0	0					
John Denny, R OBP: 0.242, SLG: 0.219 Len Matuszek, L OBP: 0.342, SLG: 0.448 (7, 3)										2	0	0	0	0	1	1					
										1	0	0	0	0	0	0					
Inning Stats	R: 1 E: 1 K: 0 S: 5	H: 2 LOB: 2 BB: 1 P: 9	R: 5 E: 0 K: 0 S: 8	H: 5 LOB: 1 BB: 0 P: 9	R: 0 E: 0 K: 0 S: 3	H: 1 LOB: 0 BB: 0 P: 3	R: 0 E: 0 K: 1 S: 6	H: 1 LOB: 1 BB: 0 P: 6	R: 0 E: 0 K: 1 S: 5	H: 0 LOB: 0 BB: 0 P: 5	R: 0 E: 0 K: 2 S: 8	H: 1 LOB: 1 BB: 0 P: 8	R: 0 E: 0 K: 0 S: 2	H: 0 LOB: 0 BB: 0 P: 6	R: 0 E: 0 K: 0 S: 3	H: 0 LOB: 0 BB: 0 P: 3	1B: 7 2B: 4 3B: 0 HR: 0	SF: 0 SAC: 1 DP: 2 HBP: 1	WP: 0 PB: 0 SB: 0 CS: 0	PA: 38	
PITCHER	IP WLS BF H R ER SO BB IBB HBP BLK WP HR S P ERA WHIP	IP WLS BF H R ER SO BB IBB HBP BLK WP HR S P ERA WHIP	IP WLS BF H R ER SO BB IBB HBP BLK WP HR S P ERA WHIP	IP WLS BF H R ER SO BB IBB HBP BLK WP HR S P ERA WHIP	IP WLS BF H R ER SO BB IBB HBP BLK WP HR S P ERA WHIP	IP WLS BF H R ER SO BB IBB HBP BLK WP HR S P ERA WHIP	IP WLS BF H R ER SO BB IBB HBP BLK WP HR S P ERA WHIP	IP WLS BF H R ER SO BB IBB HBP BLK WP HR S P ERA WHIP	IP WLS BF H R ER SO BB IBB HBP BLK WP HR S P ERA WHIP	IP WLS BF H R ER SO BB IBB HBP BLK WP HR S P ERA WHIP	IP WLS BF H R ER SO BB IBB HBP BLK WP HR S P ERA WHIP	IP WLS BF H R ER SO BB IBB HBP BLK WP HR S P ERA WHIP	IP WLS BF H R ER SO BB IBB HBP BLK WP HR S P ERA WHIP	IP WLS BF H R ER SO BB IBB HBP BLK WP HR S P ERA WHIP	IP WLS BF H R ER SO BB IBB HBP BLK WP HR S P ERA WHIP	IP WLS BF H R ER SO BB IBB HBP BLK WP HR S P ERA WHIP	IP WLS BF H R ER SO BB IBB HBP BLK WP HR S P ERA WHIP	IP WLS BF H R ER SO BB IBB HBP BLK WP HR S P ERA WHIP	IP WLS BF H R ER SO BB IBB HBP BLK WP HR S P ERA WHIP	IP WLS BF H R ER SO BB IBB HBP BLK WP HR S P ERA WHIP	IP WLS BF H R ER SO BB IBB HBP BLK WP HR S P ERA WHIP

Philadelphia Phillies @ San Francisco Giants
Candlestick Park, San Francisco, CA
Mon Aug 20 1984, 10:05 PM EDT
Att: 7,970 - Unknown

AB	34
R	6
H	10
RBI	6
BB	2
SO	5
LOB	14

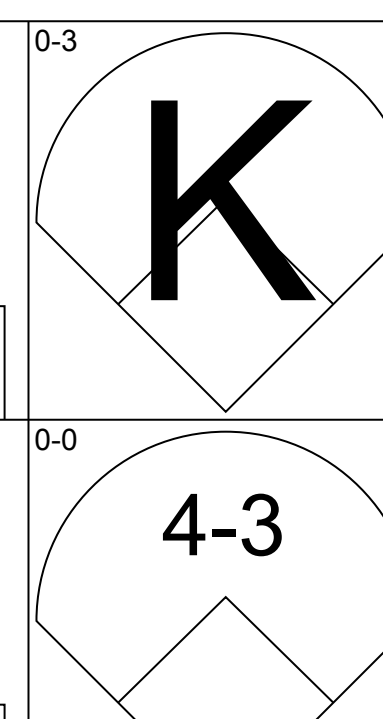
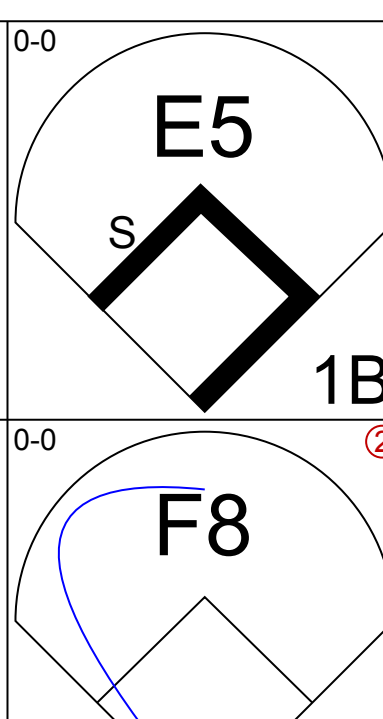
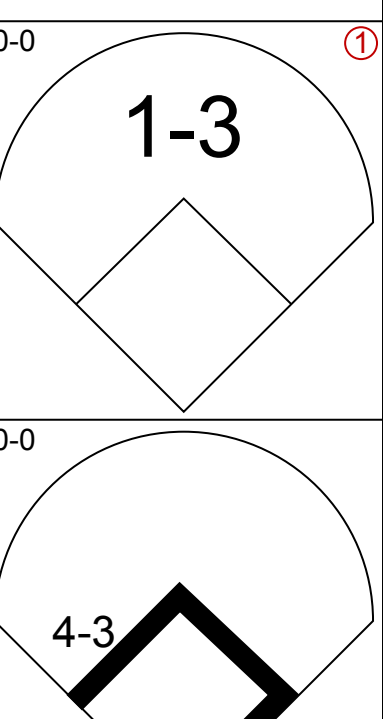

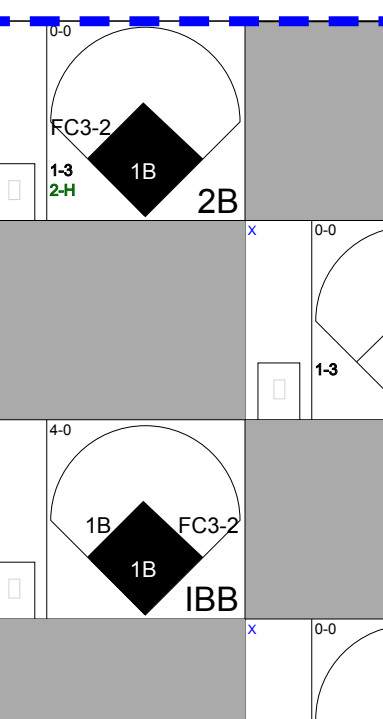
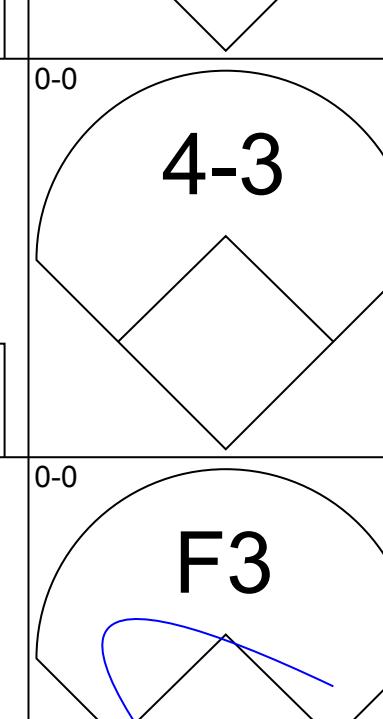
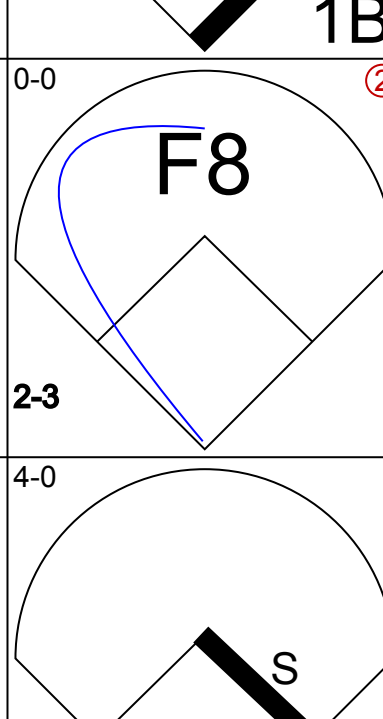
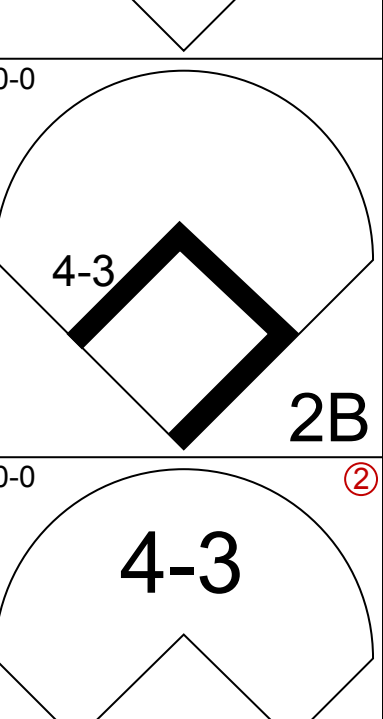
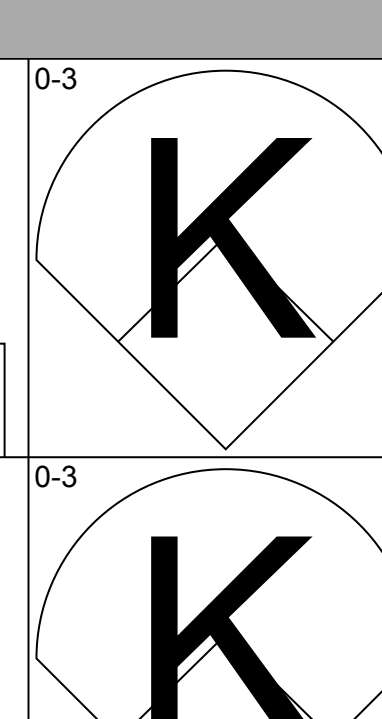
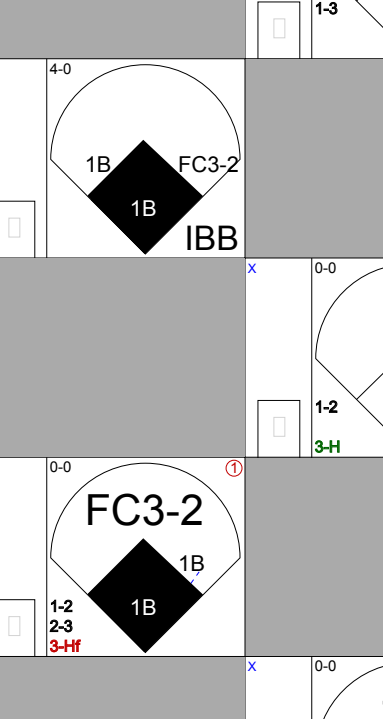
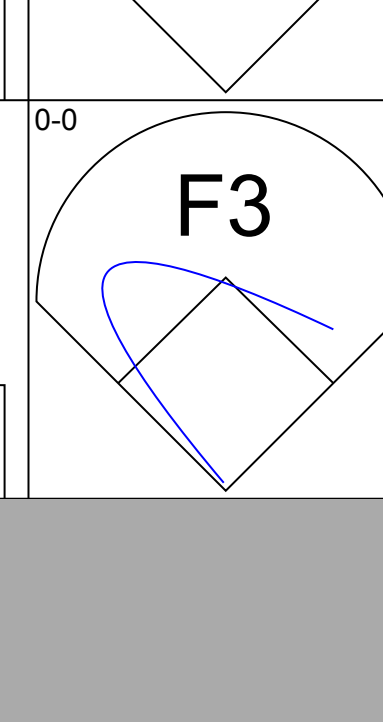
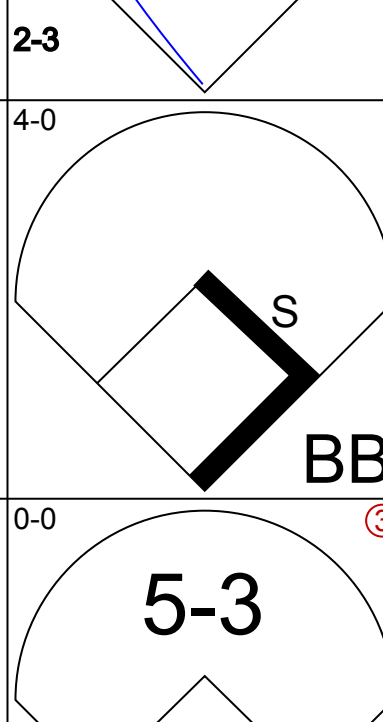
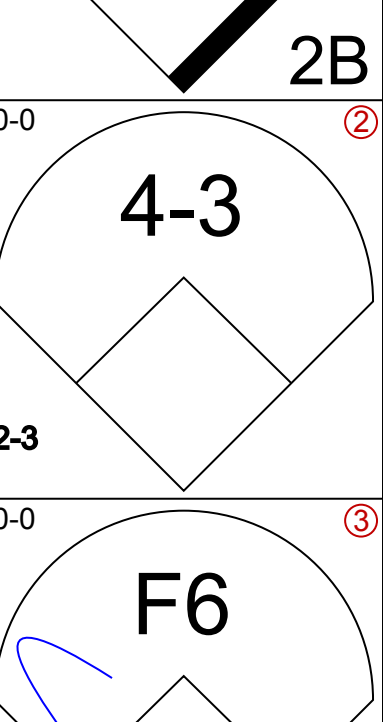
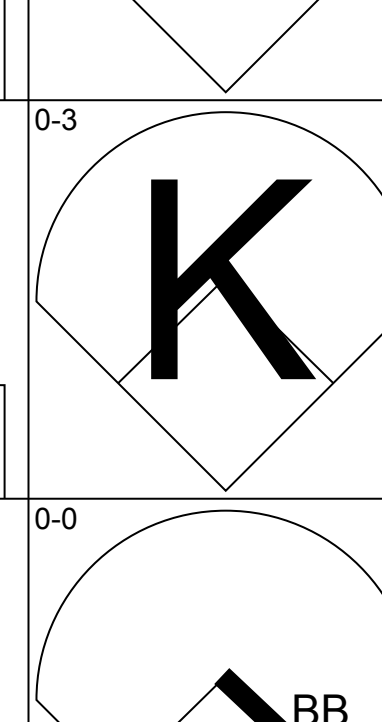
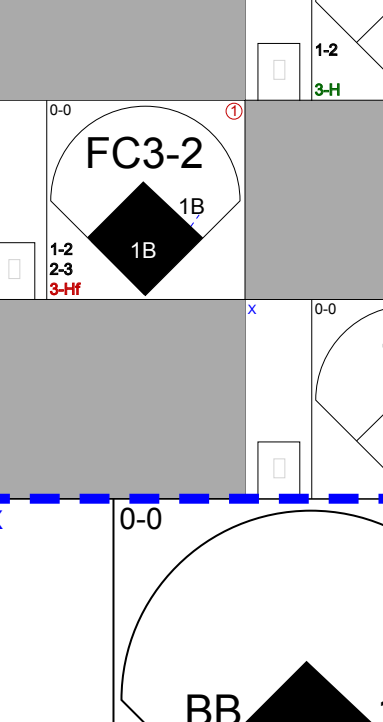
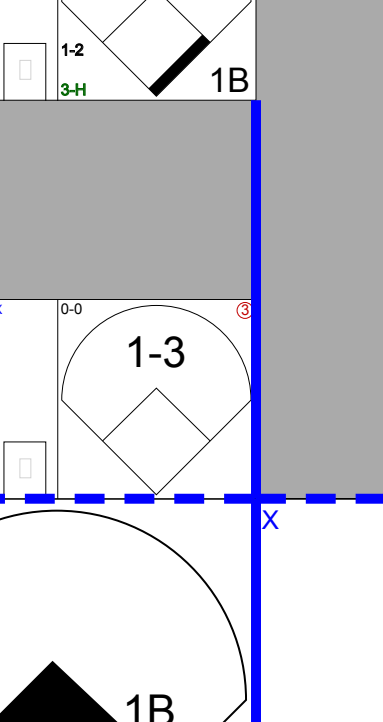
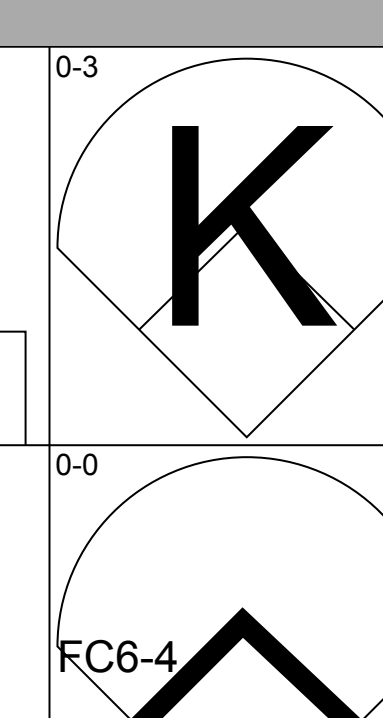
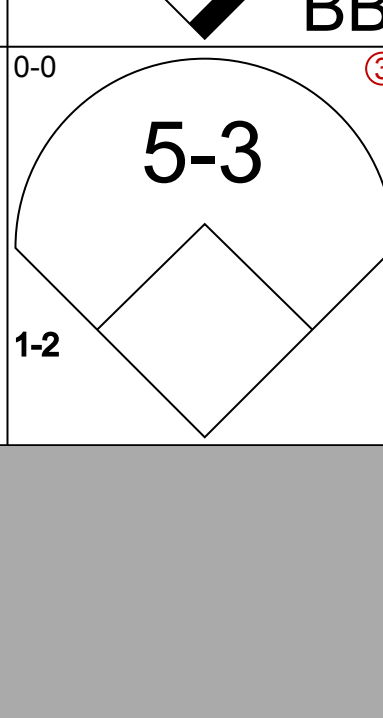

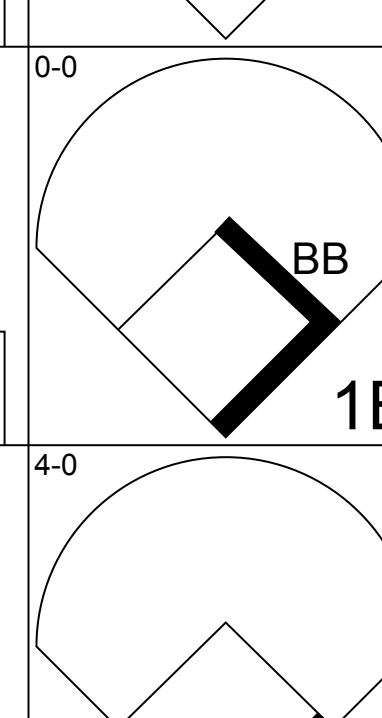
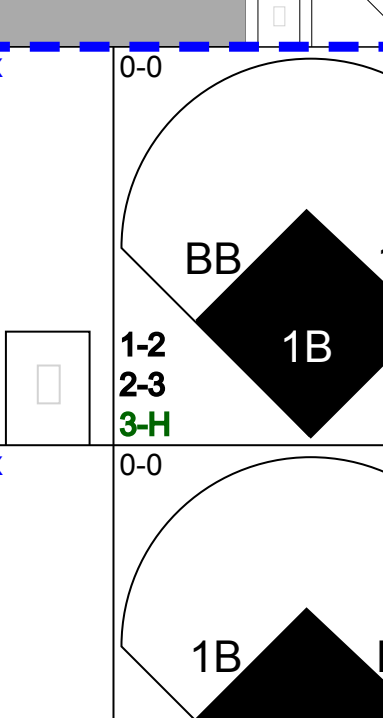
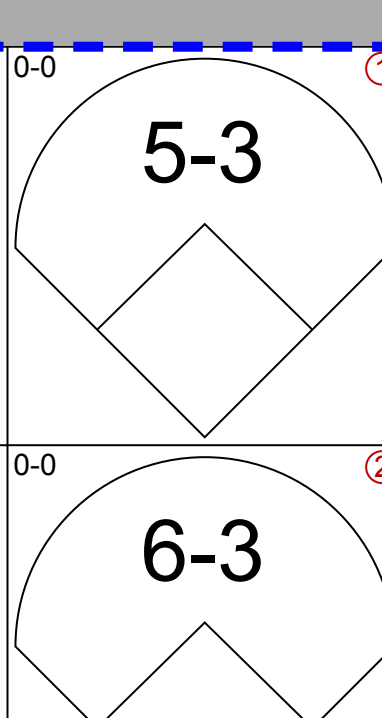
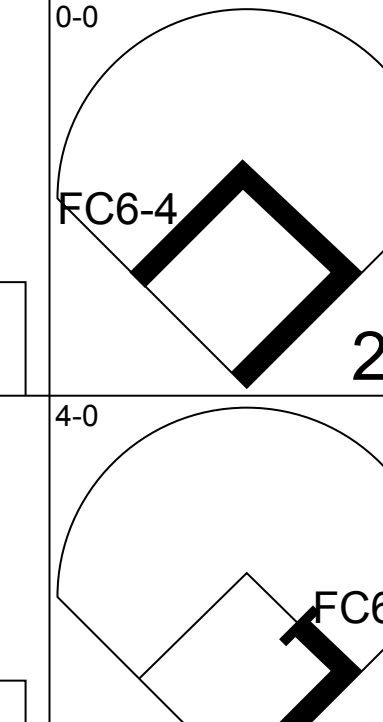
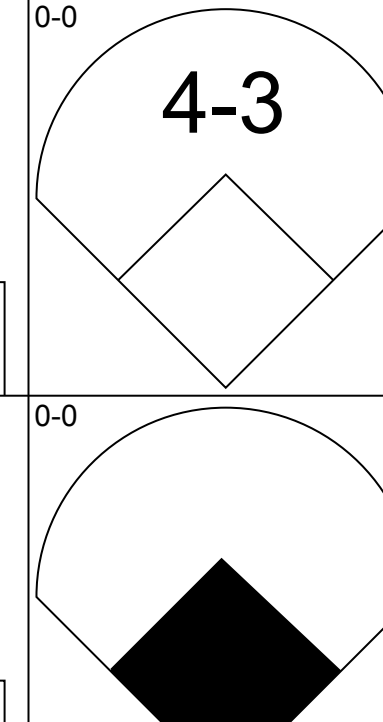
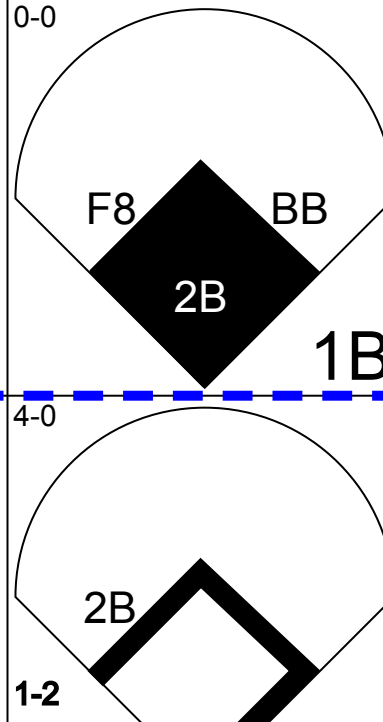
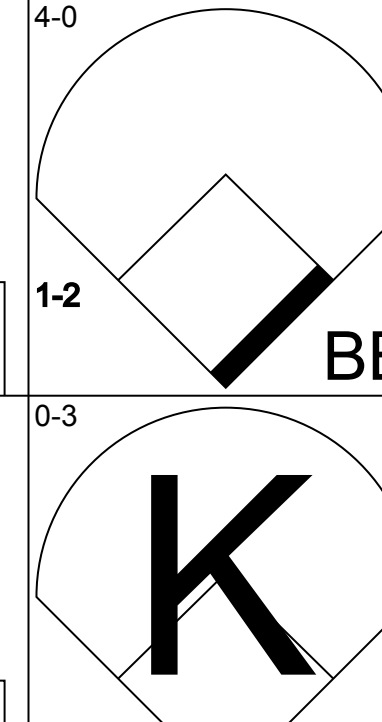
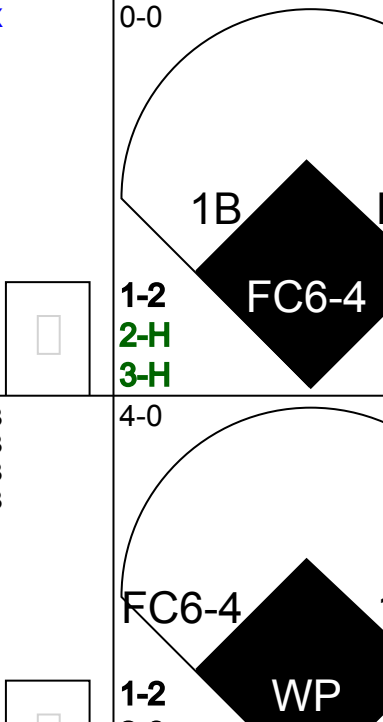
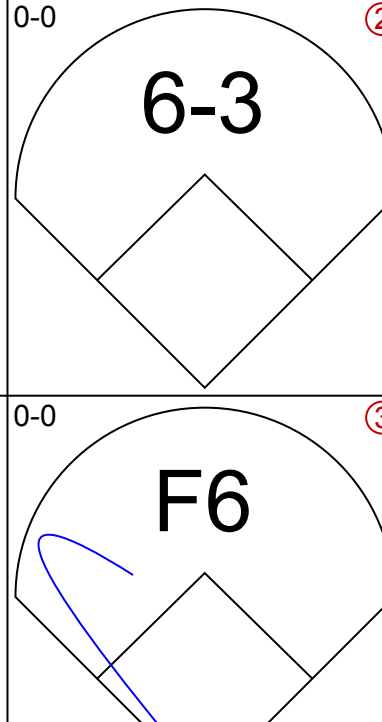
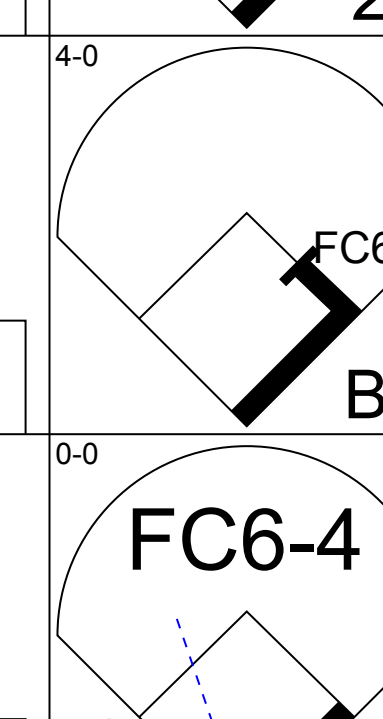
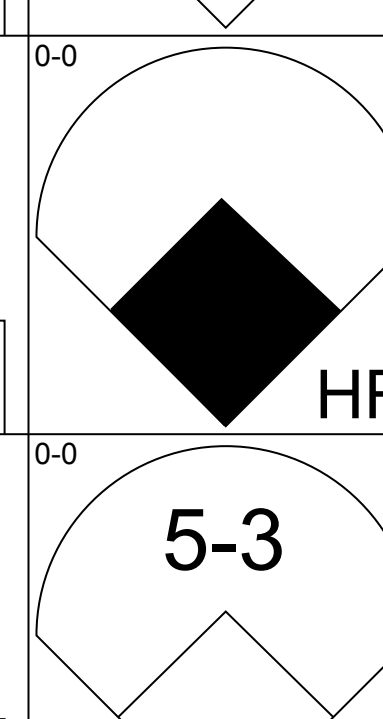
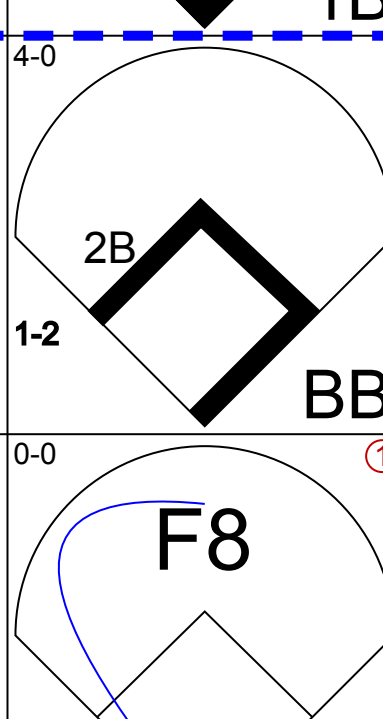
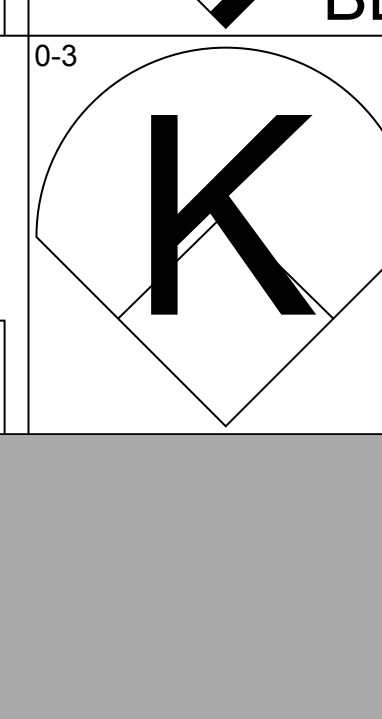
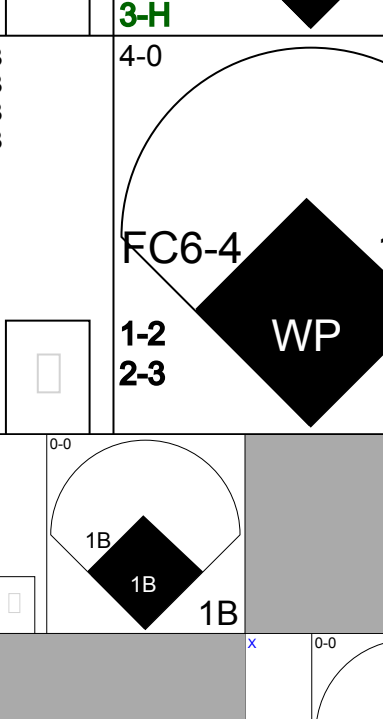

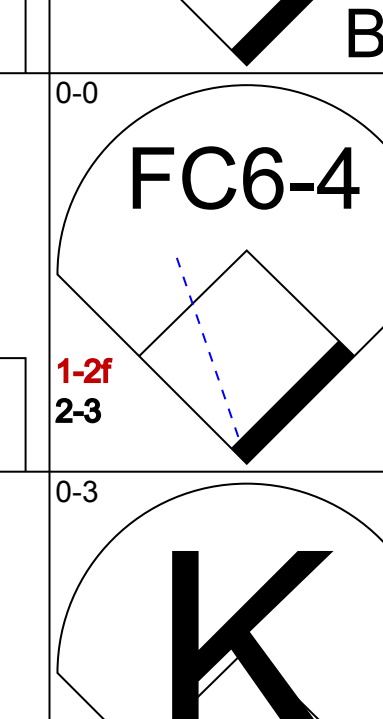
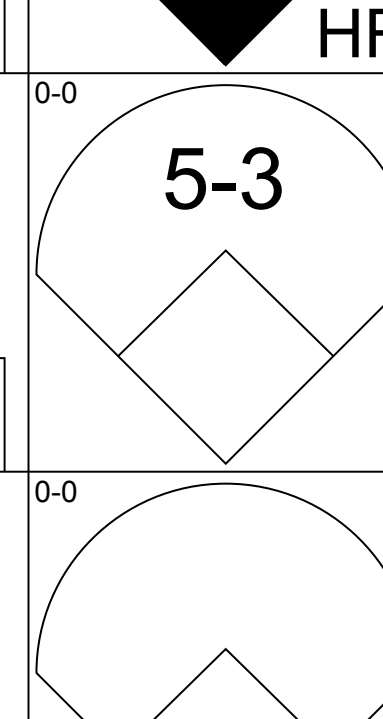
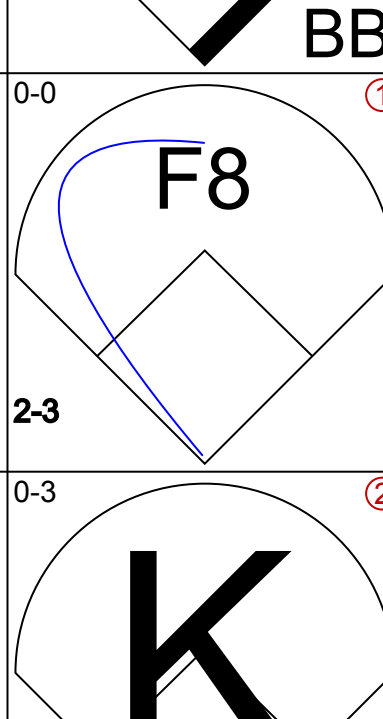
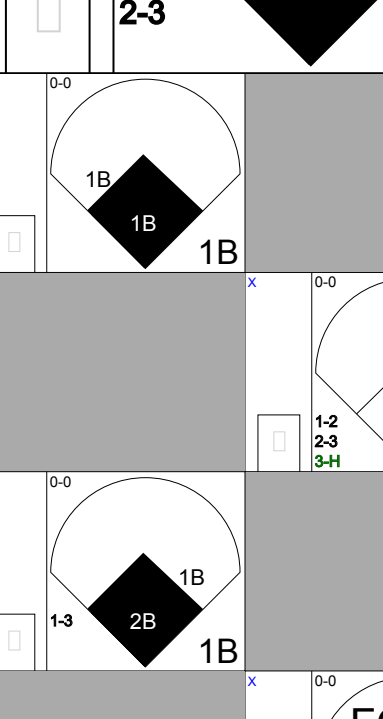
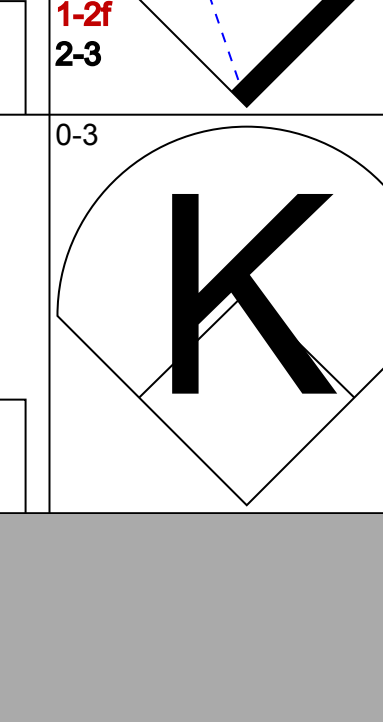
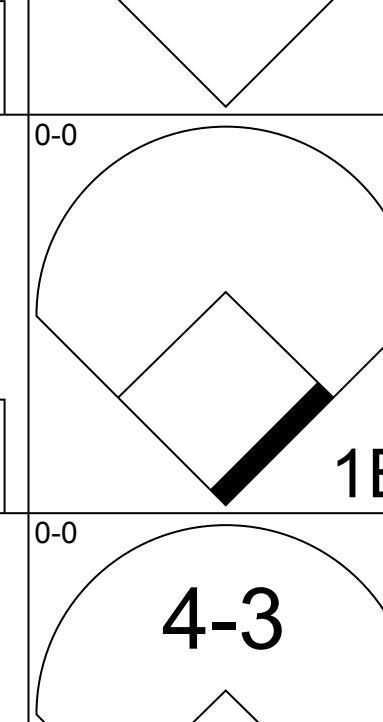
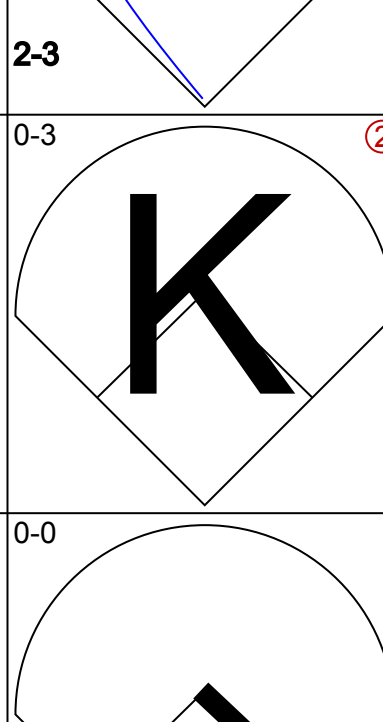
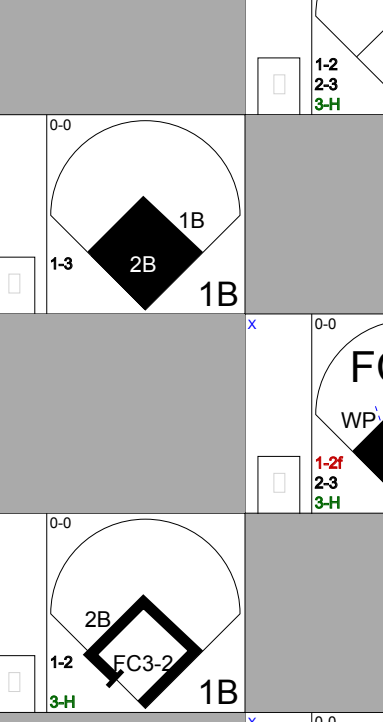
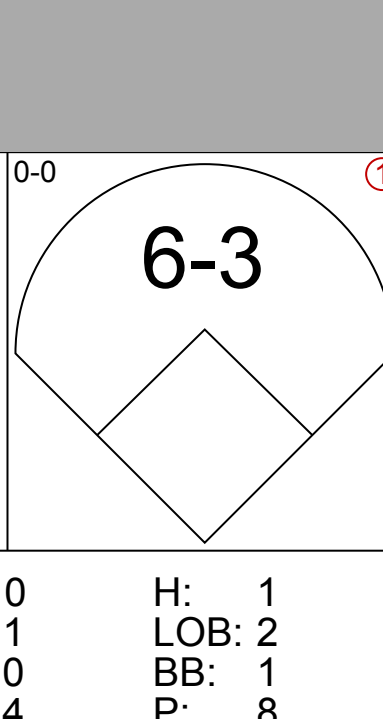
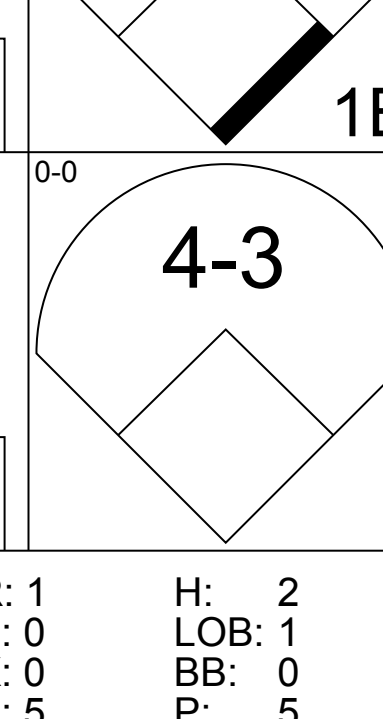
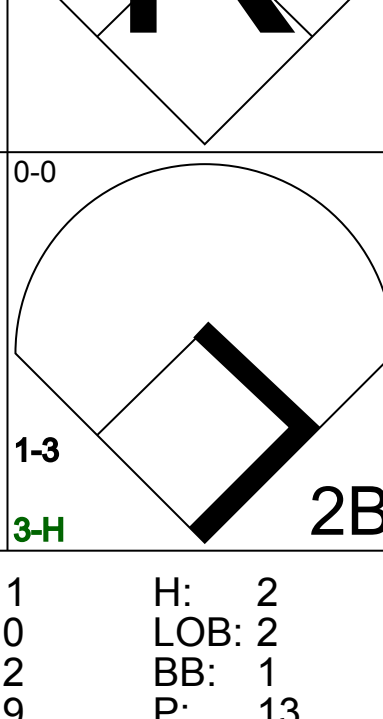
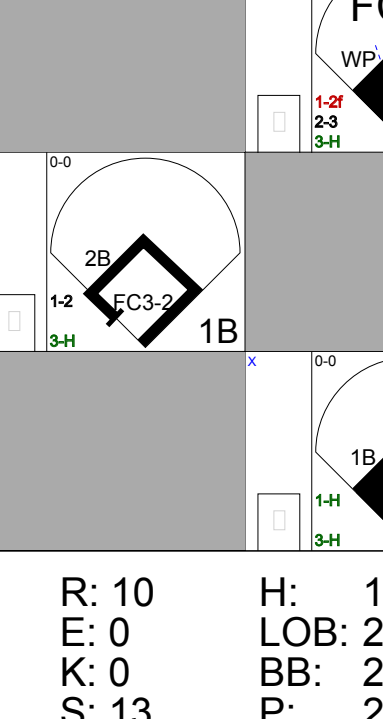


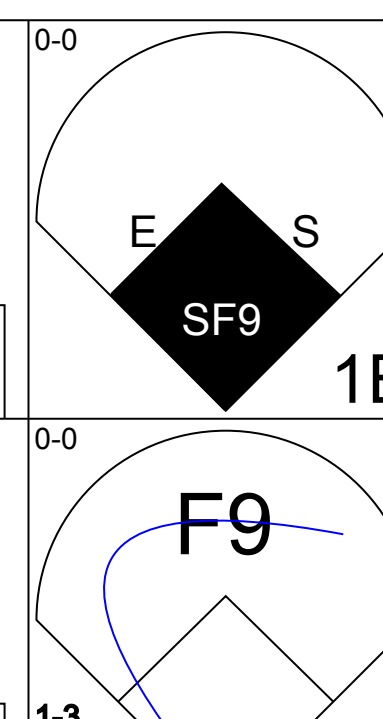
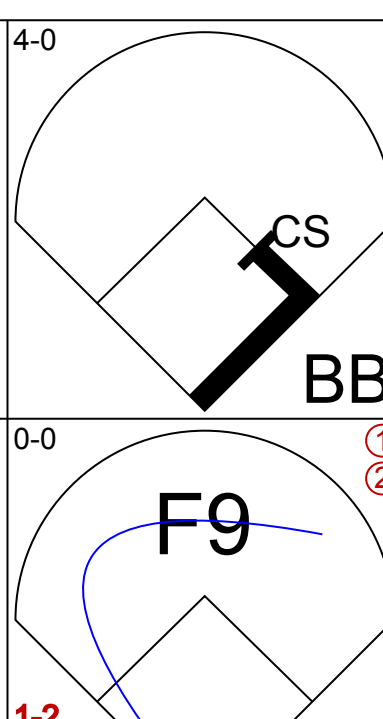
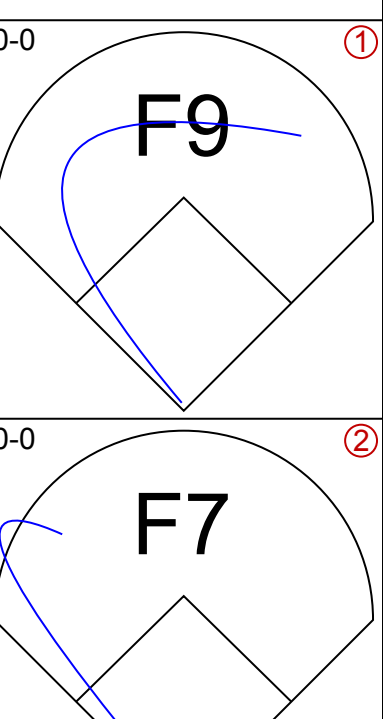
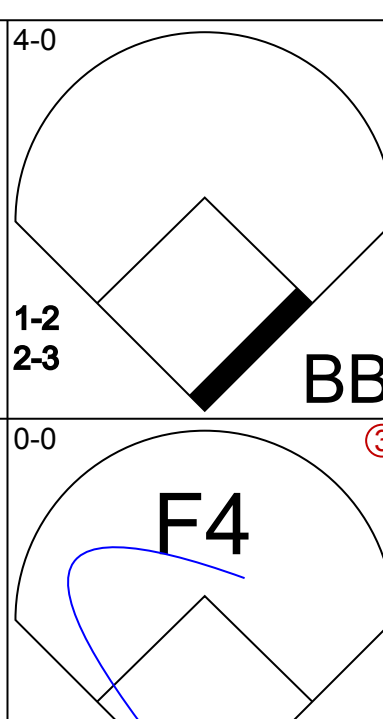
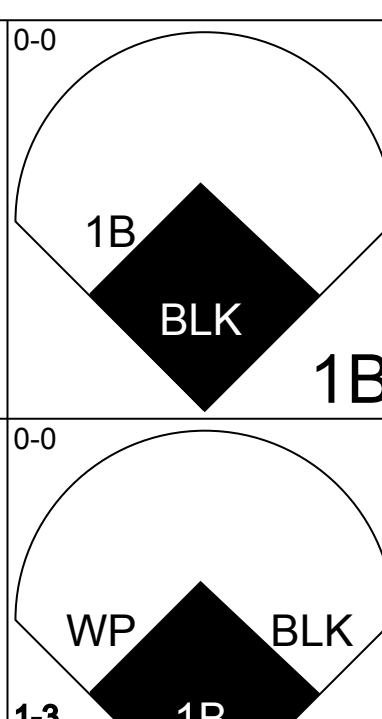
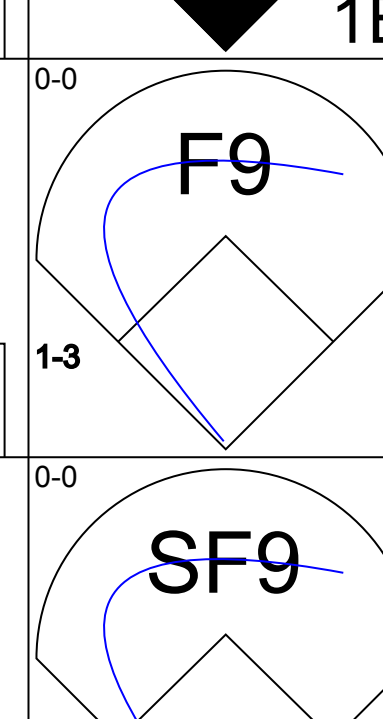
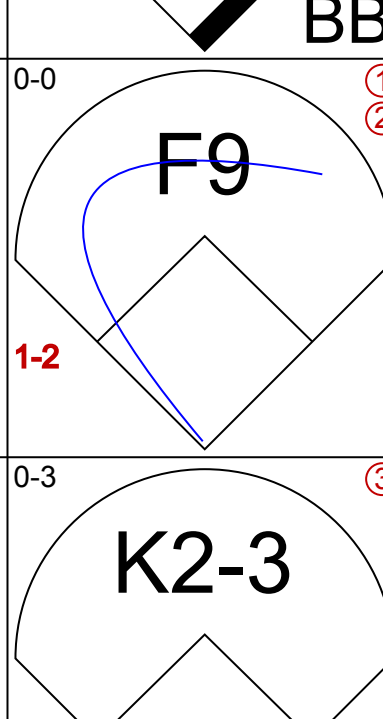
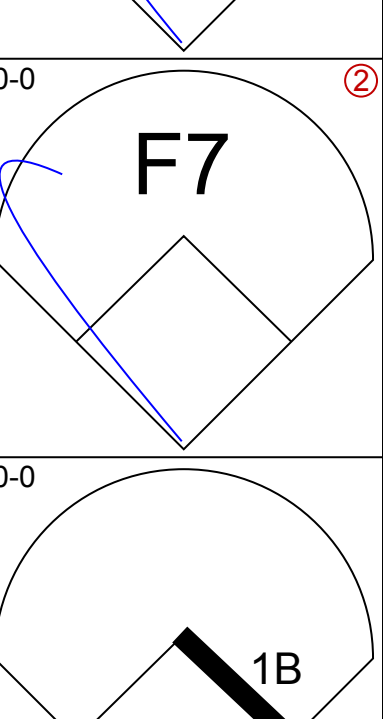
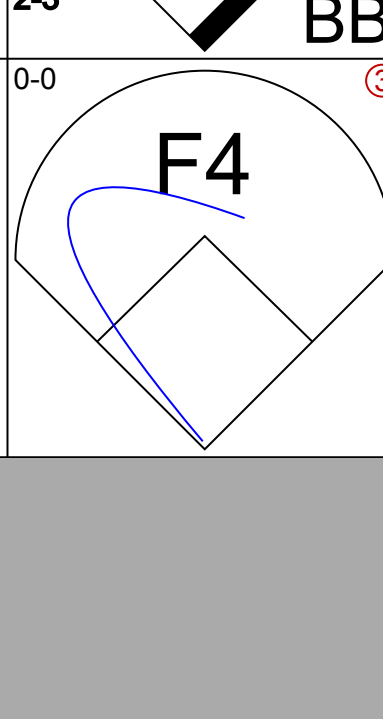
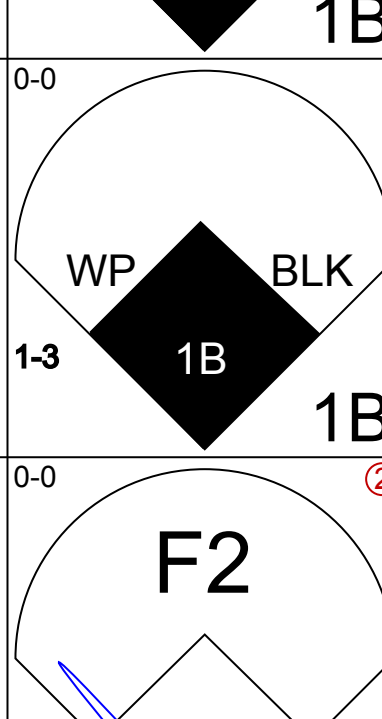
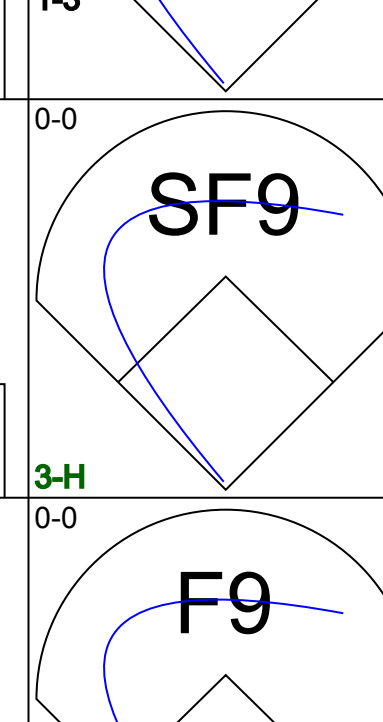
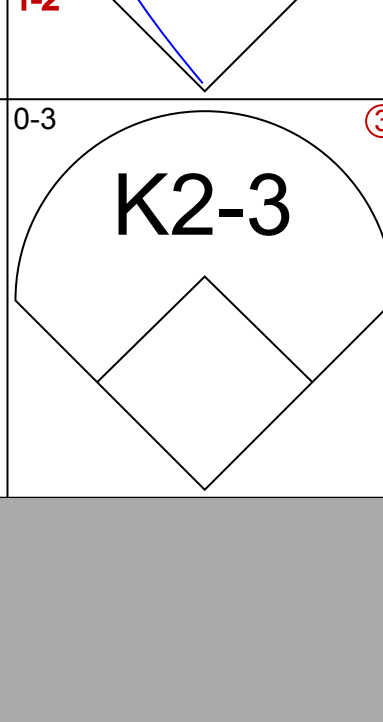
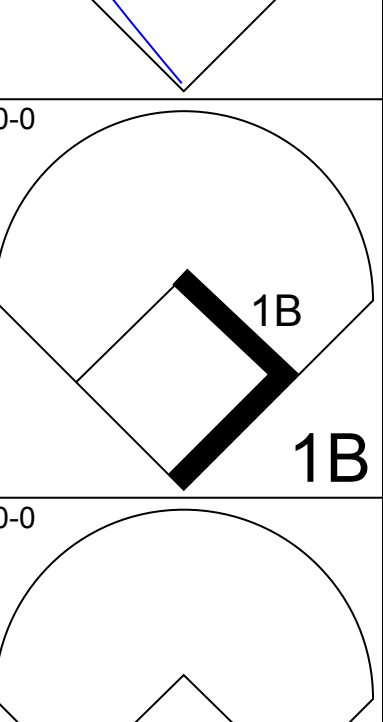
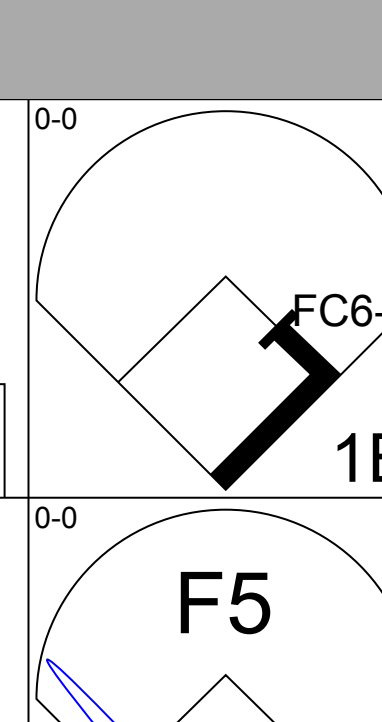
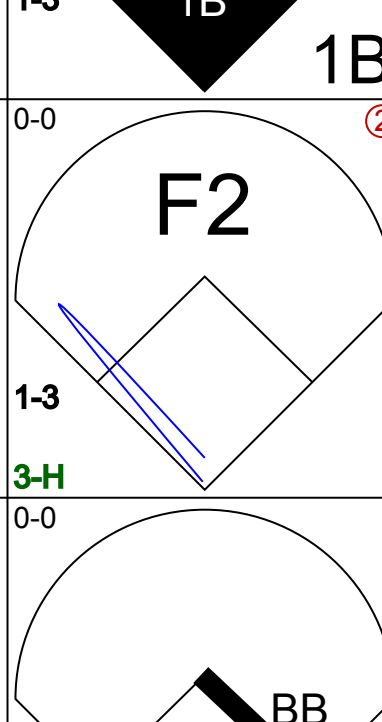
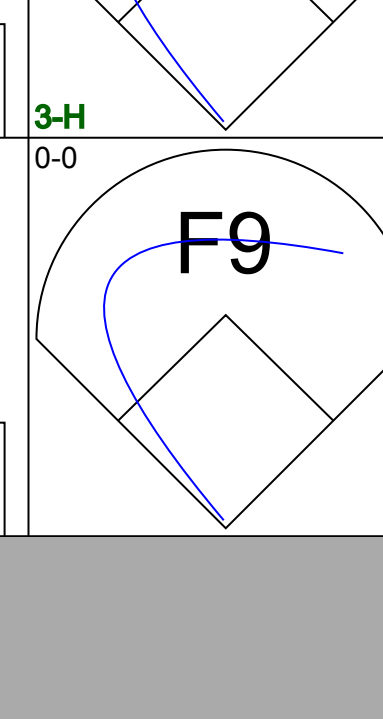
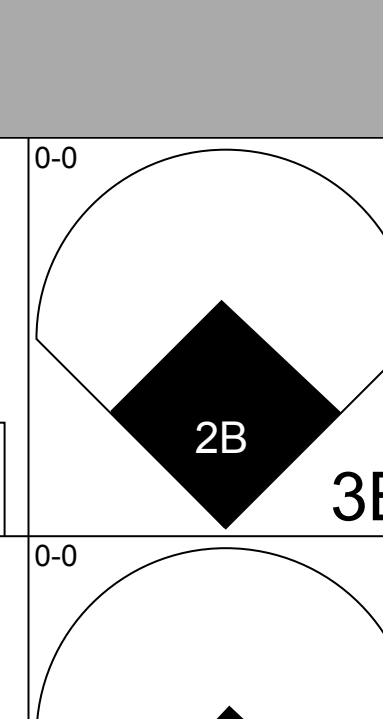
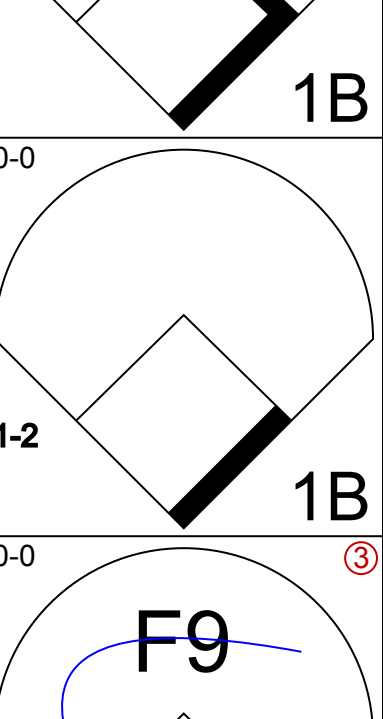
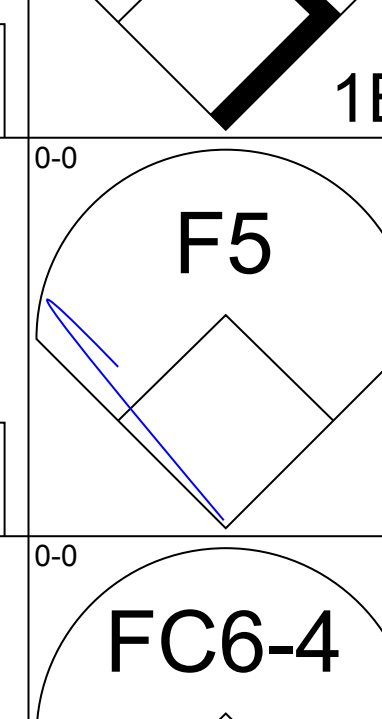
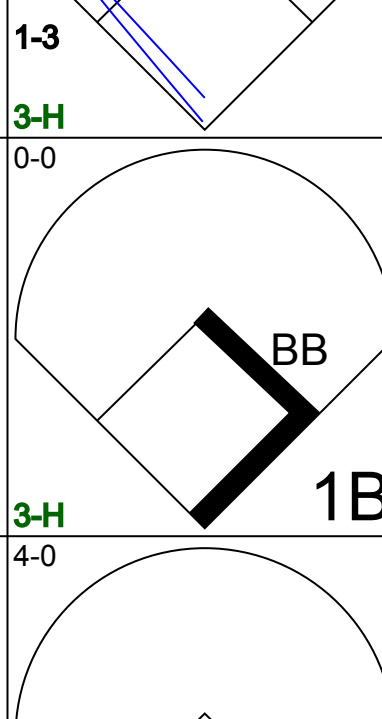
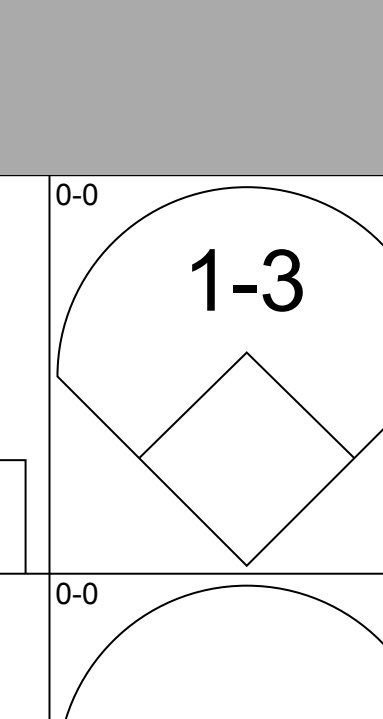
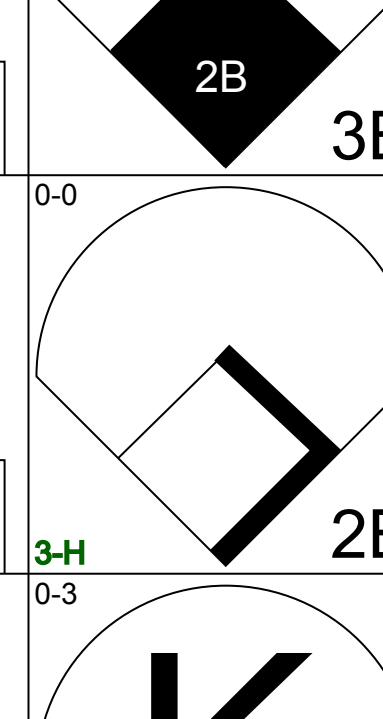
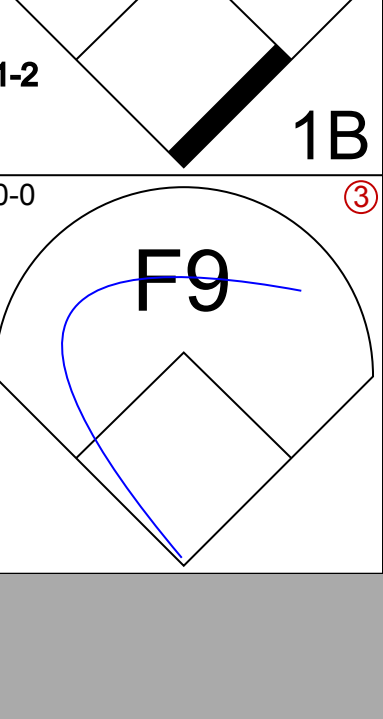
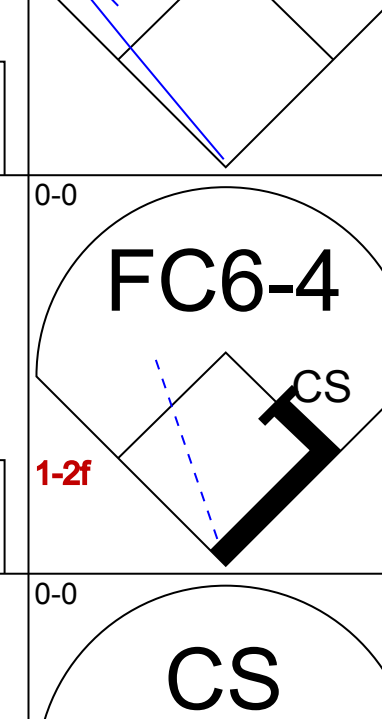
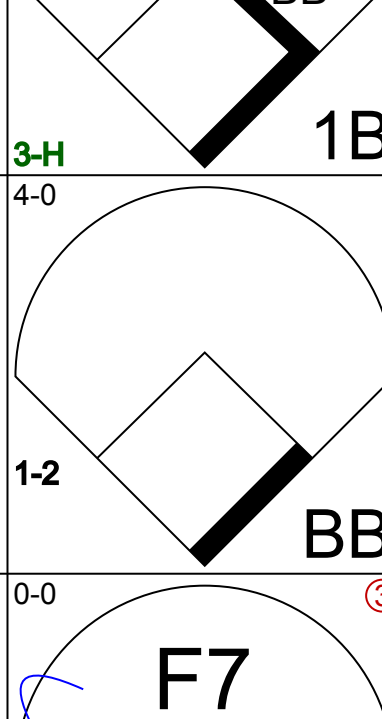
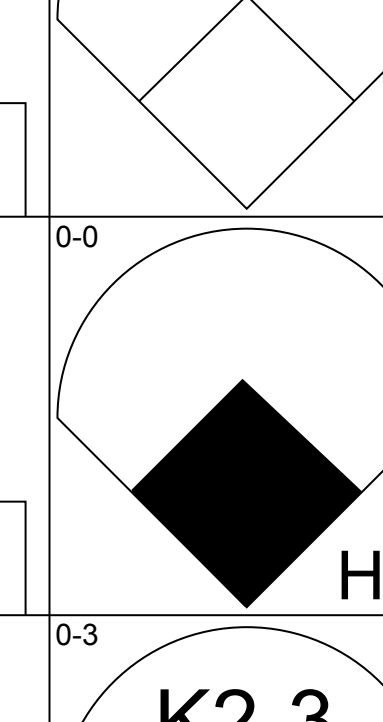
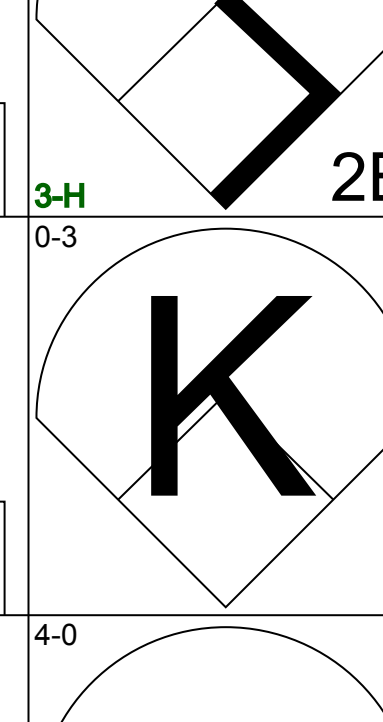
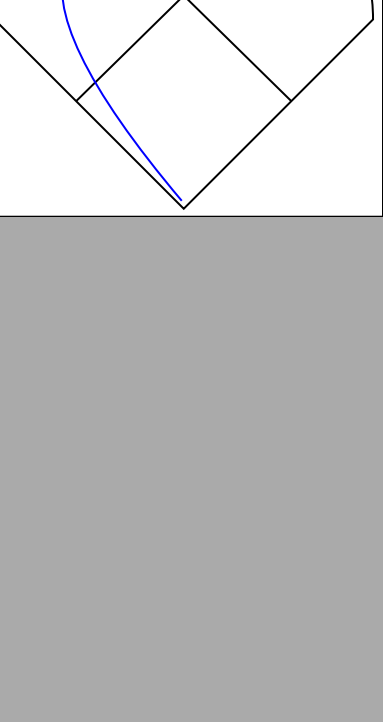
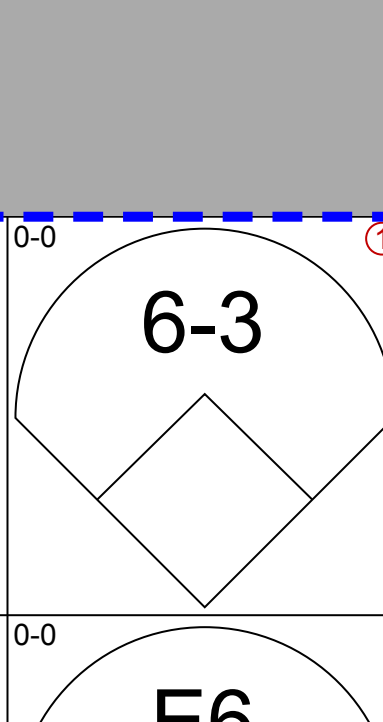
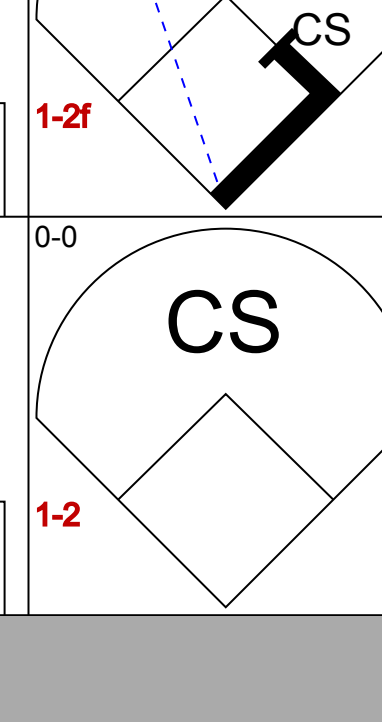
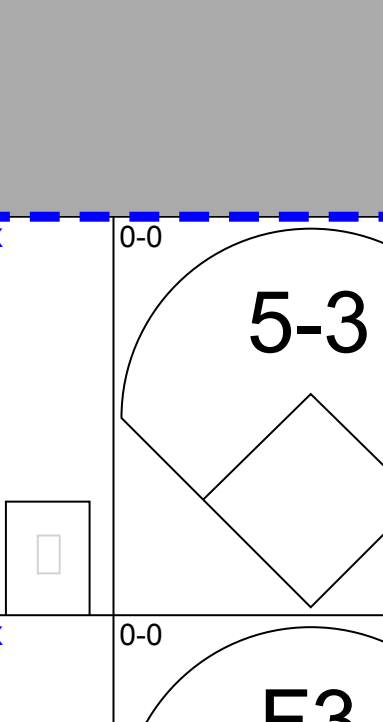
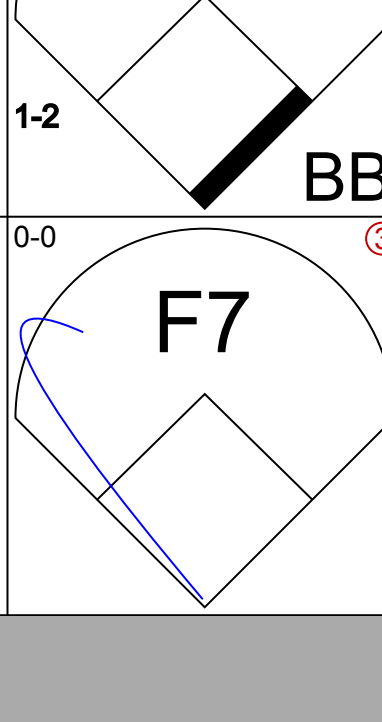
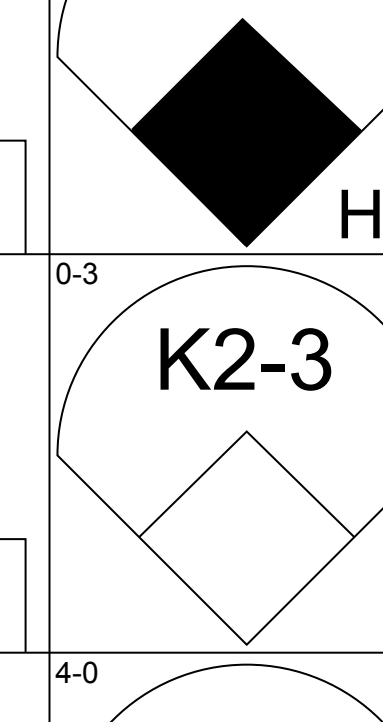
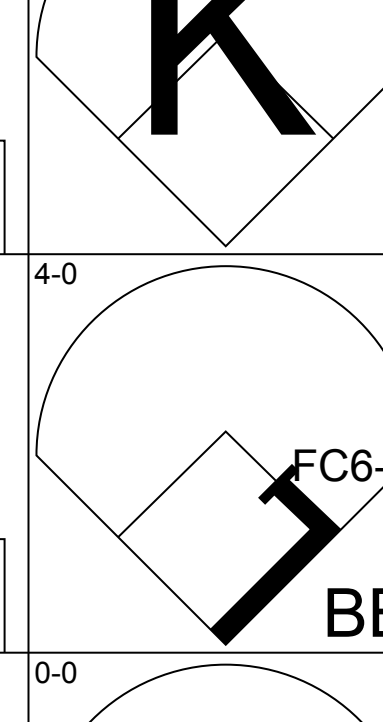
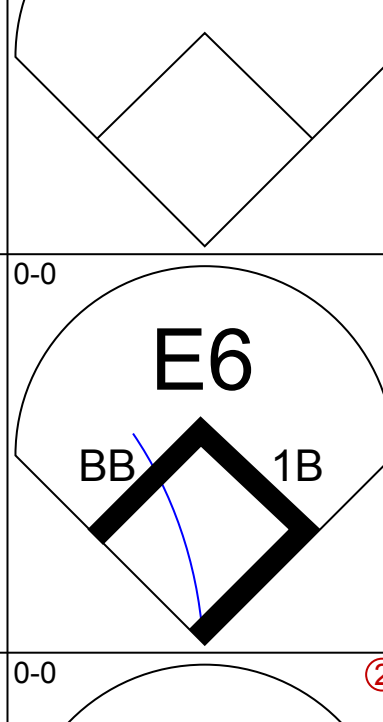
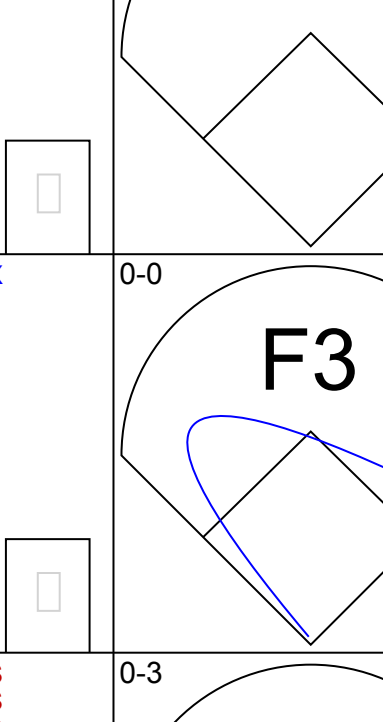
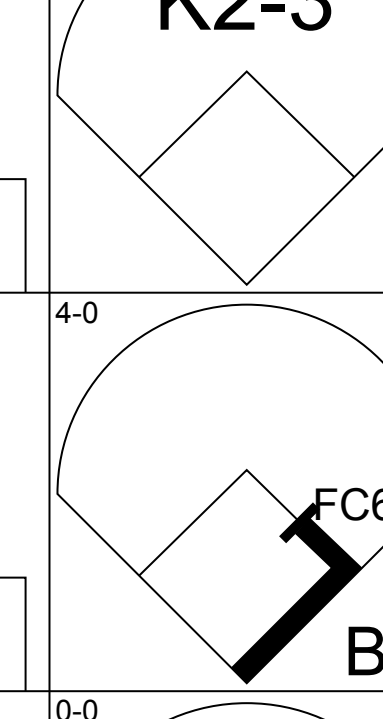
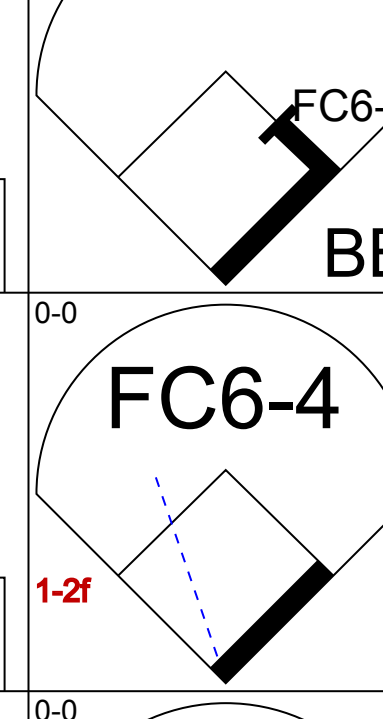

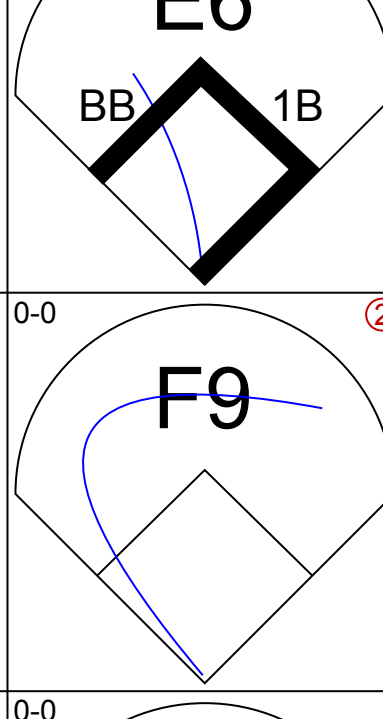
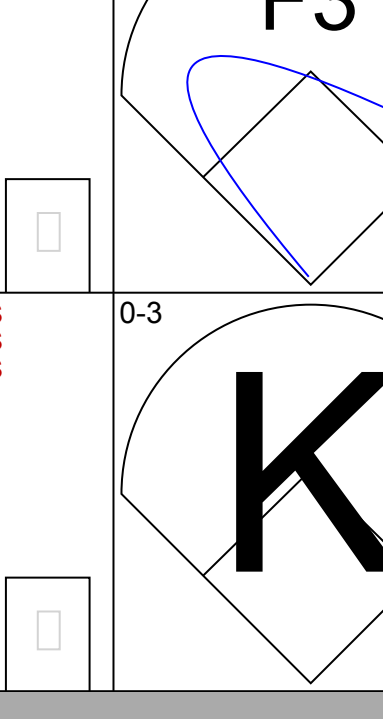
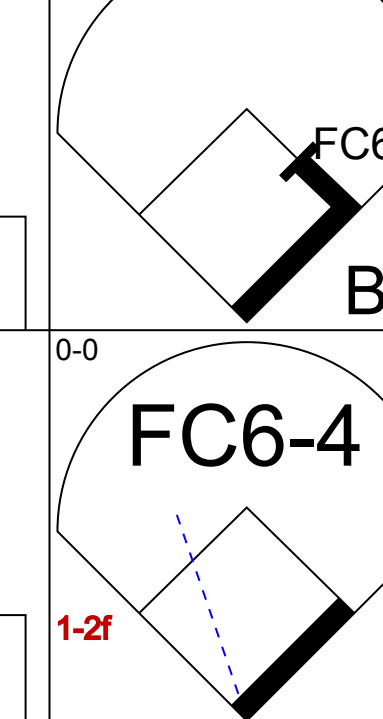
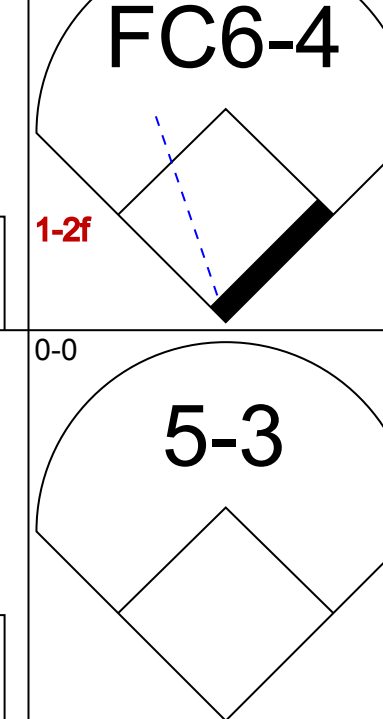
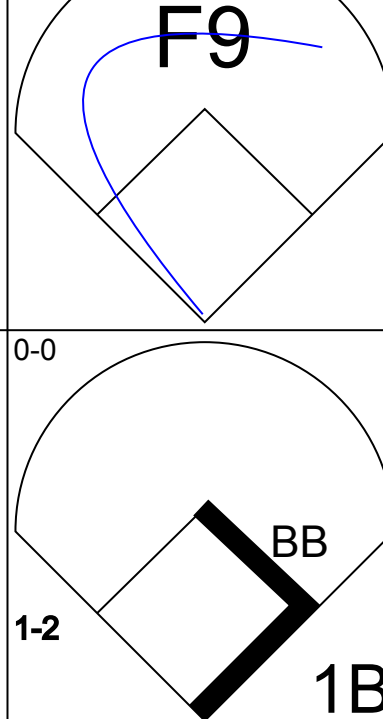
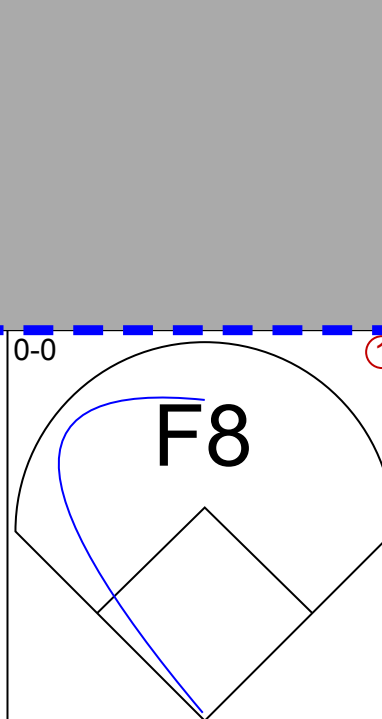
Batter	1	2	3	4	5	6	7	8	9	AB	R	H	RBI	BB	SO	LOB	BOTTOM				
Dan Gladden, R OBP: 0.386, SLG: 0.455 (1, 8)										4	0	0	0	0	1	2					
Manny Trillo, R OBP: 0.320, SLG: 0.359 (1, 4)										4	1	1	0	0	1	0					
Chili Davis, S OBP: 0.343, SLG: 0.478 (1, 9)										4	0	1	1	0	0	0					
Jeffrey Leonard, R OBP: 0.363, SLG: 0.487 (1, 7)										4	1	0	0	0	1	1					
Scot Thompson, L OBP: 0.393, SLG: 0.346 (1, 3)										4	1	2	0	0	0	1					
Bob Brenly, R OBP: 0.374, SLG: 0.474 (1, 2)										4	1	1	3	0	0	1					
Joel Youngblood, R OBP: 0.342, SLG: 0.371 (1, 5)										4	0	2	0	0	2	0					
Johnnie LeMaster, R OBP: 0.251, SLG: 0.280 (1, 6)										4	0	1	0	0	1	2					
Mark Calvert, R Randy Lerch, L Dusty Baker, R Greg Minton, R Gene Richards, R John Rabe, R (1, 1) (3, 1) (7, 9) (8, 1) (9, 9) (9, 9)										0	0	0	0	0	0	0					
										2	0	0	0	0	1	0					
										1	0	0	0	0	1	2					
										0	0	0	0	0	0	0					
										1	0	0	0	0	0	2					
Inning Stats	R: 1 E: 0 K: 1 S: 7	H: 2 LOB: 1 BB: 0 P: 7	R: 0 E: 0 K: 2 S: 7	H: 0 LOB: 0 BB: 0 P: 7	R: 0 E: 0 K: 3 S: 9	H: 0 LOB: 0 BB: 0 P: 9	R: 0 E: 0 K: 0 S: 3	H: 0 LOB: 0 BB: 0 P: 3	R: 0 E: 0 K: 1 S: 5	H: 0 LOB: 0 BB: 0 P: 5	R: 3 E: 1 K: 1 S: 10	H: 4 LOB: 2 BB: 0 P: 10	R: 0 E: 0 K: 0 S: 3	H: 0 LOB: 0 BB: 0 P: 3	R: 0 E: 0 K: 0 S: 5	H: 2 LOB: 2 BB: 0 P: 5	1B: 5 2B: 2 3B: 0 HR: 1	SF: 0 SAC: 0 DP: 0 HBP: 0	WP: 0 PB: 0 SB: 1 CS: 0	PA: 36	
PITCHER	IP WLS BF H R ER SO BB IBB HBP BLK WP HR S P ERA WHIP	IP WLS BF H R ER SO BB IBB HBP BLK WP HR S P ERA WHIP	IP WLS BF H R ER SO BB IBB HBP BLK WP HR S P ERA WHIP	IP WLS BF H R ER SO BB IBB HBP BLK WP HR S P ERA WHIP	IP WLS BF H R ER SO BB IBB HBP BLK WP HR S P ERA WHIP	IP WLS BF H R ER SO BB IBB HBP BLK WP HR S P ERA WHIP	IP WLS BF H R ER SO BB IBB HBP BLK WP HR S P ERA WHIP	IP WLS BF H R ER SO BB IBB HBP BLK WP HR S P ERA WHIP	IP WLS BF H R ER SO BB IBB HBP BLK WP HR S P ERA WHIP	IP WLS BF H R ER SO BB IBB HBP BLK WP HR S P ERA WHIP	IP WLS BF H R ER SO BB IBB HBP BLK WP HR S P ERA WHIP	IP WLS BF H R ER SO BB IBB HBP BLK WP HR S P ERA WHIP	IP WLS BF H R ER SO BB IBB HBP BLK WP HR S P ERA WHIP	IP WLS BF H R ER SO BB IBB HBP BLK WP HR S P ERA WHIP	IP WLS BF H R ER SO BB IBB HBP BLK WP HR S P ERA WHIP	IP WLS BF H R ER SO BB IBB HBP BLK WP HR S P ERA WHIP	IP WLS BF H R ER SO BB IBB HBP BLK WP HR S P ERA WHIP	IP WLS BF H R ER SO BB IBB HBP BLK WP HR S P ERA WHIP	IP WLS BF H R ER SO BB IBB HBP BLK WP HR S P ERA WHIP	IP WLS BF H R ER SO BB IBB HBP BLK WP HR S P ERA WHIP	IP WLS BF H R ER SO BB IBB HBP BLK WP HR S P ERA WHIP

Philadelphia Phillies @ San Francisco Giants
Candlestick Park, San Francisco, CA
Mon Aug 20 1984, 10:05 PM EDT
Att: 7,970 - Unknown

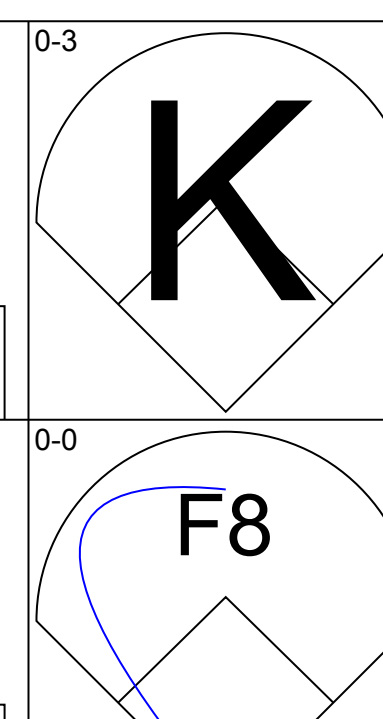
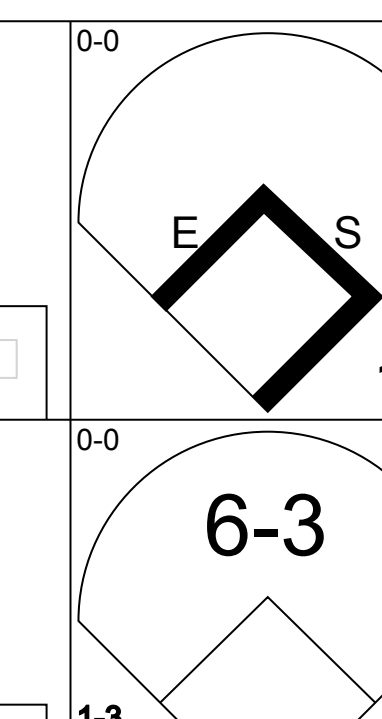
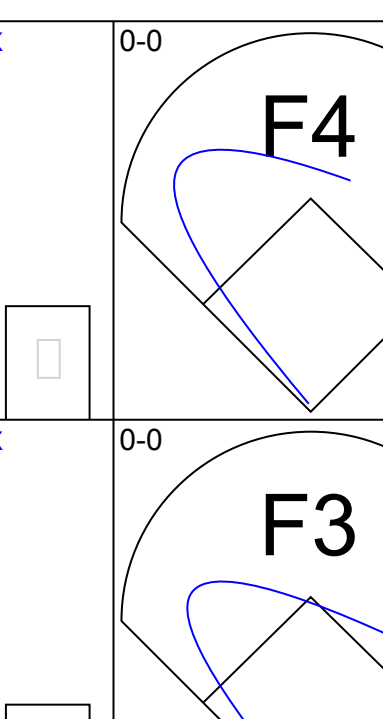
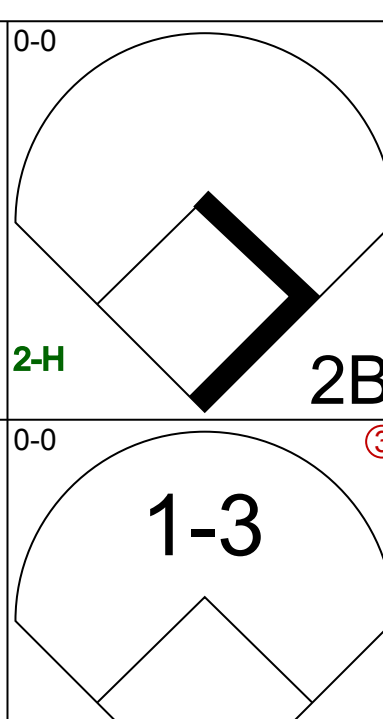
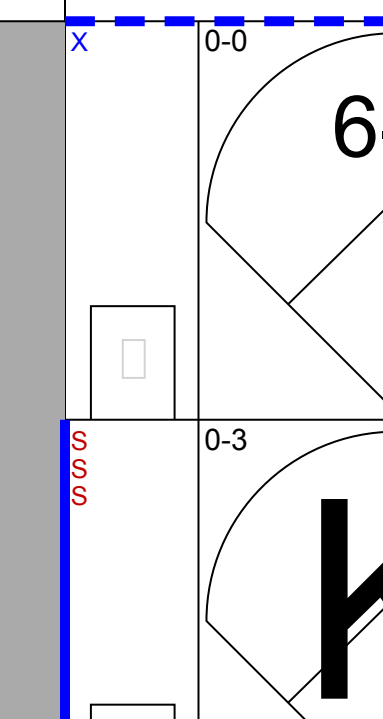
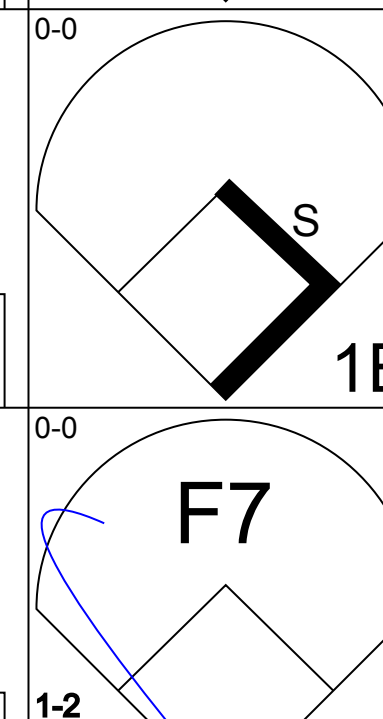

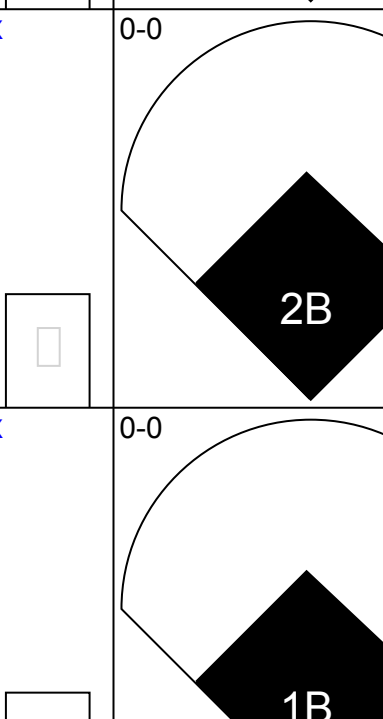

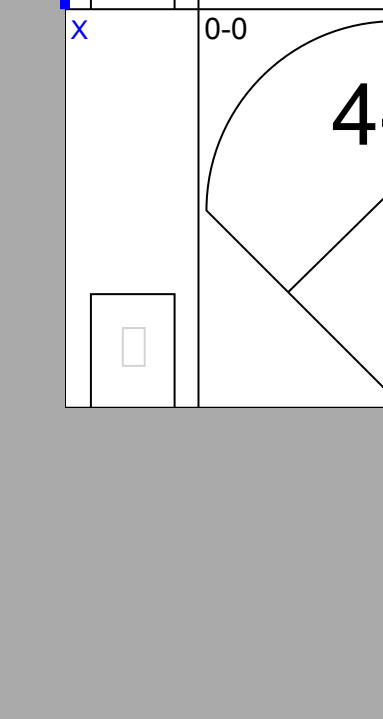

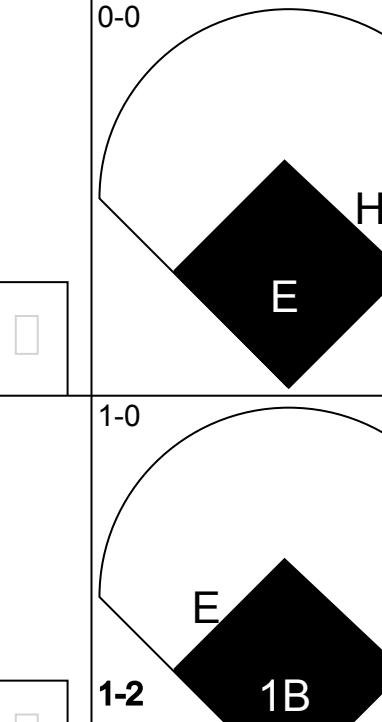
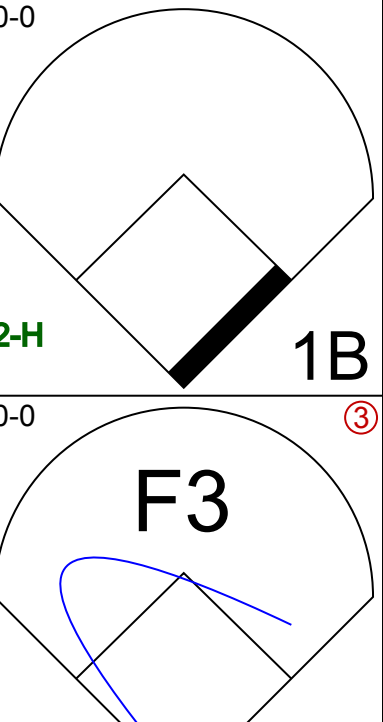


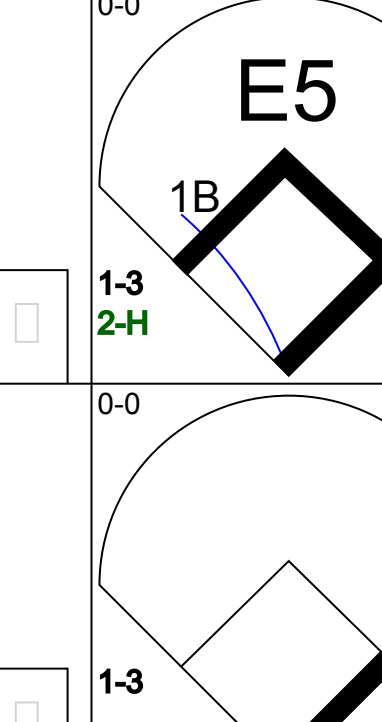

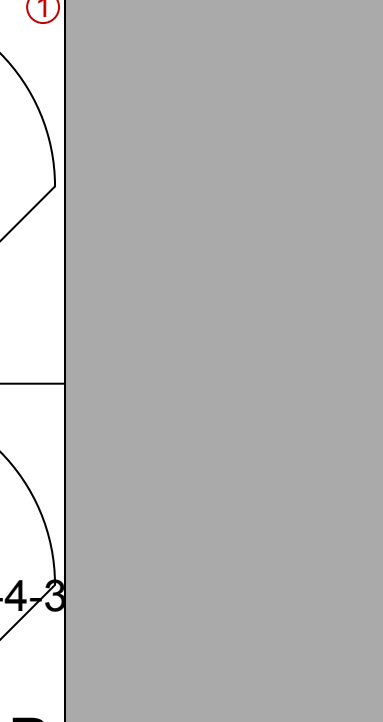
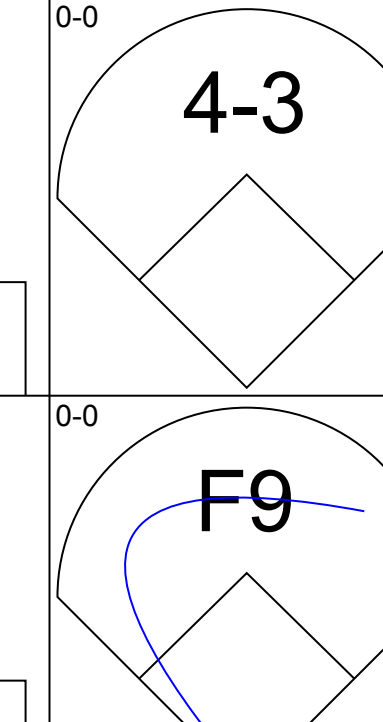
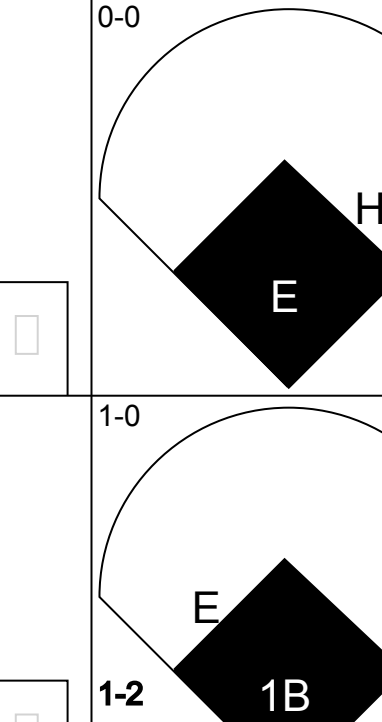
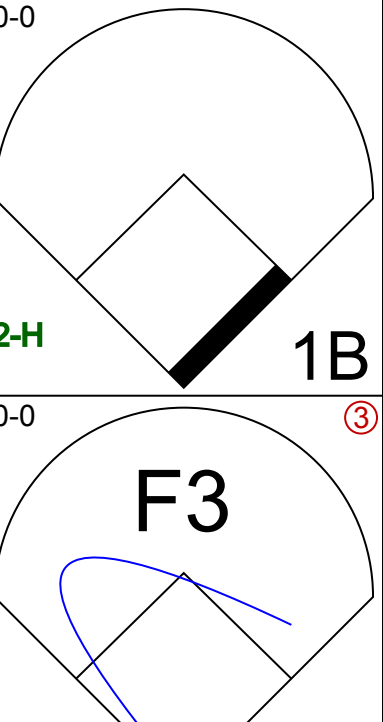


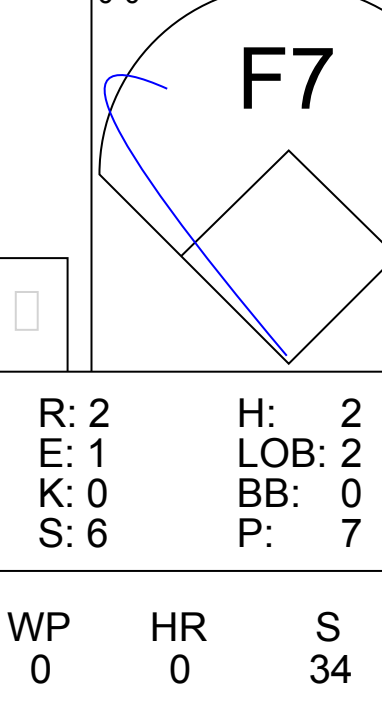
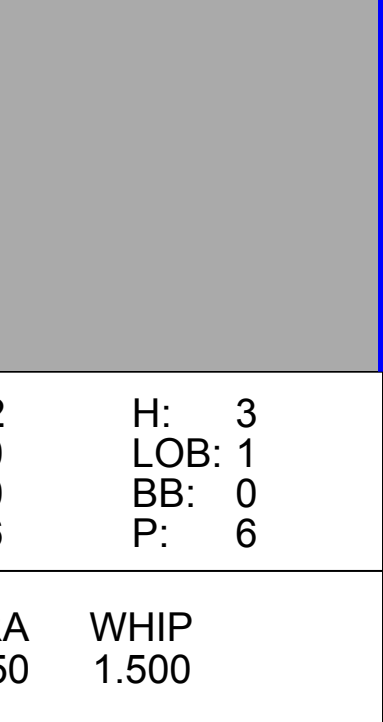
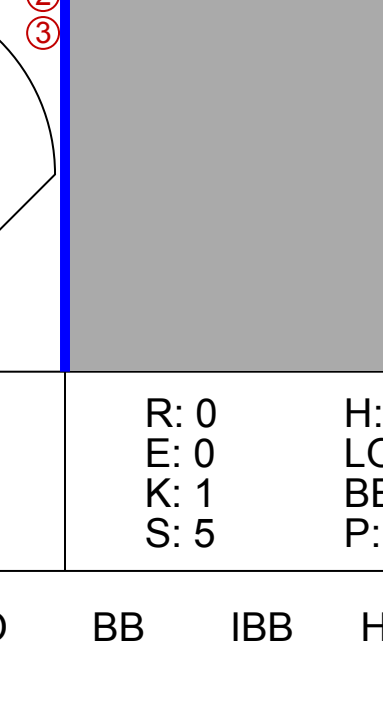
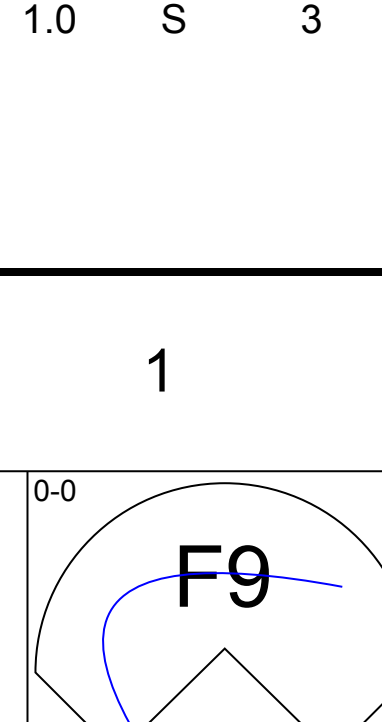
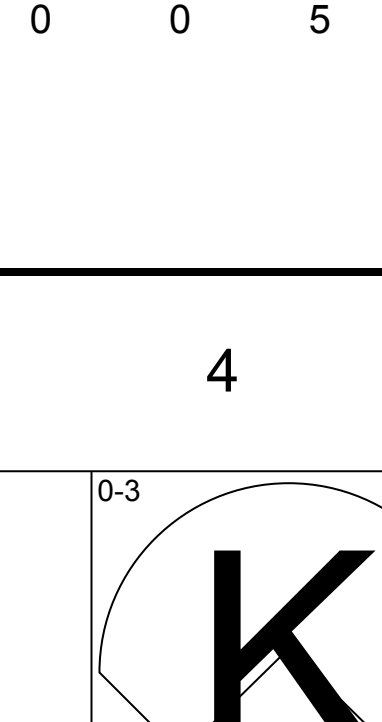
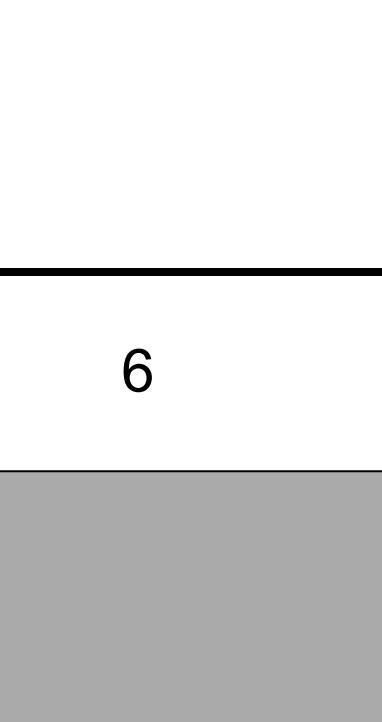
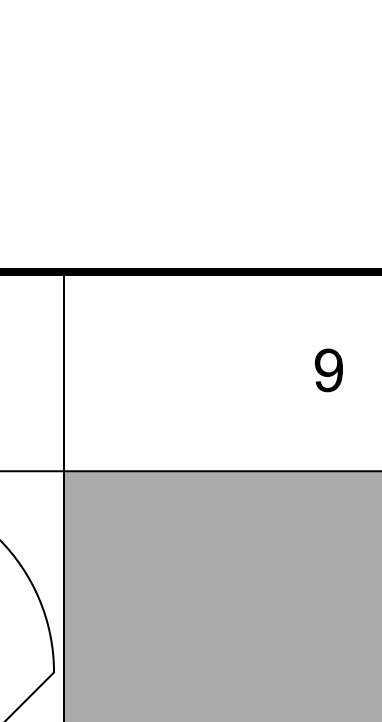
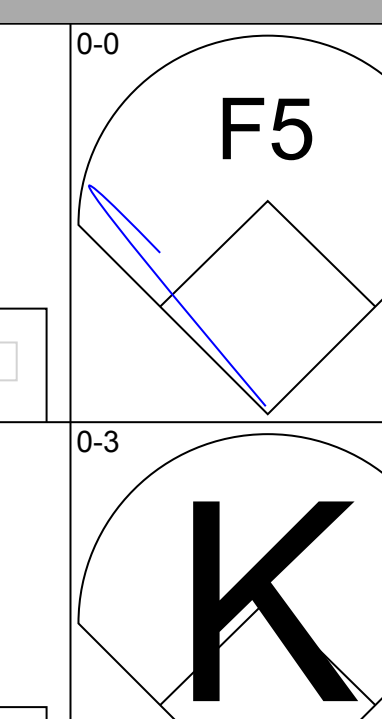
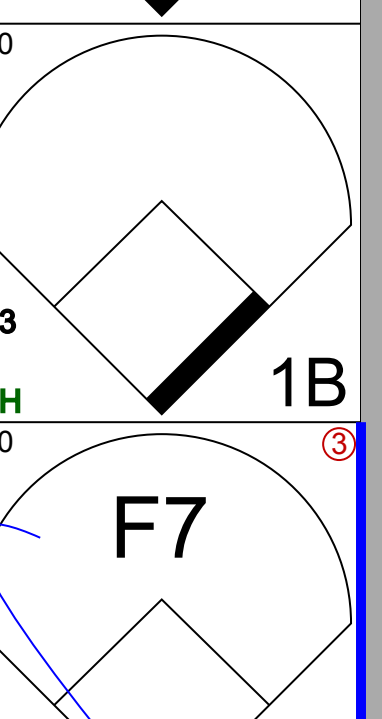
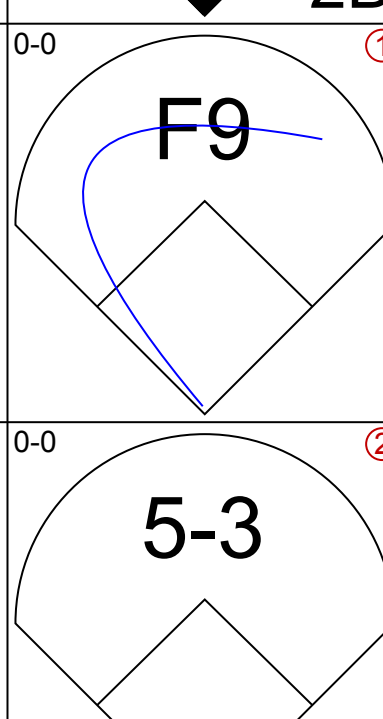
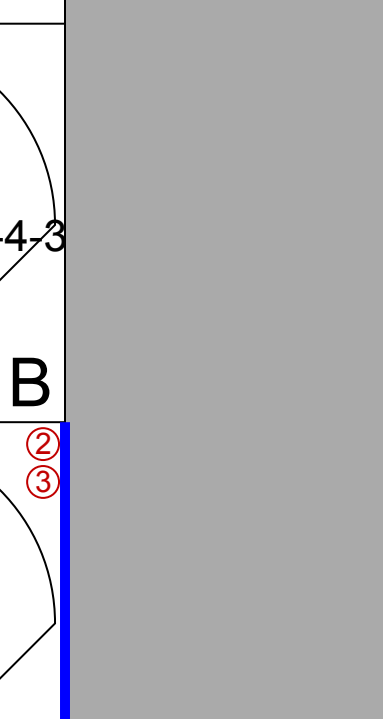
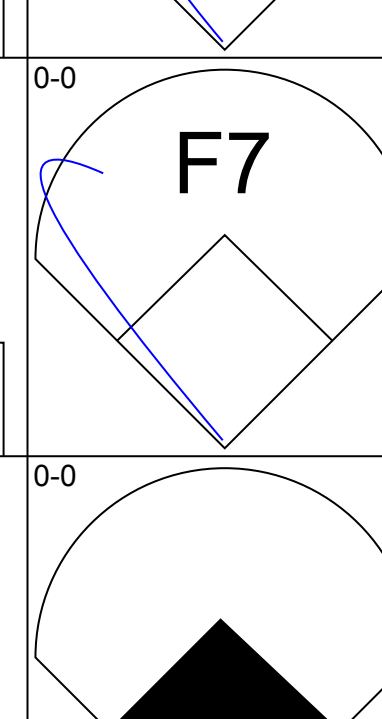
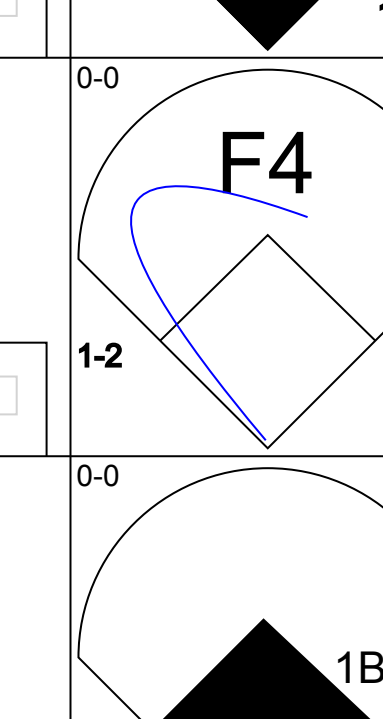



AB	36
R	4
H	8
RBI	4
BB	0
SO	8
LOB	11



Batter	1	2	3	4	5	6	7	8	9	AB	R	H	RBI	BB	SO	LOB	TOP							
Juan Samuel, R (1, 4) OBP: 0.327, SLG: 0.457										6	1	3	1	0	2	2	Philadelphia Phillies @ San Francisco Giants Candlestick Park, San Francisco, CA Tue Aug 21 1984, 10:05 PM EDT Att: 5,560 - Unknown							
Greg Gross, L (1, 9) OBP: 0.405, SLG: 0.373 Glenn Wilson, R (8, PH) OBP: 0.277, SLG: 0.377										4	0	1	0	0	1	1								
Von Hayes, L (1, 8) OBP: 0.365, SLG: 0.460 Bill Campbell, R (8, 1) OBP: 0.277, SLG: 0.377 Tug McGraw, R (9, 1) OBP: 1.000, SLG: 1.000										5	1	0	0	1	1	6								
Mike Schmidt, R (1, 5) OBP: 0.384, SLG: 0.506 John Wockenfuss, R (8, 3) OBP: 0.373, SLG: 0.433										5	1	2	1	0	1	3								
Al Oliver, L (1, 3) OBP: 0.344, SLG: 0.375 Kiko Garcia, R (8, 5) OBP: 0.279, SLG: 0.263										4	2	3	2	1	0	0								
Ozzie Virgil, R (1, 2) OBP: 0.327, SLG: 0.476										3	2	1	1	3	1	2								
John Russell, R (1, 7) OBP: 0.350, SLG: 0.600										5	1	2	1	0	0	4								
Ivan De Jesus, R (1, 6) OBP: 0.328, SLG: 0.309										5	2	2	1	0	2	6								
Steve Carlton, L (1, 1) OBP: 0.194, SLG: 0.264 Len Matuszek, L (6, PH) OBP: 0.345, SLG: 0.455 Kevin Gross, R (6, 1) OBP: 0.083, SLG: 0.043 Sixto Lezcano, R (8, PH) OBP: 0.365, SLG: 0.491										2	0	0	0	0	0	1								
Inning Stats	R: 0 E: 0 K: 1 S: 5	H: 0 LOB: 0 BB: 0 P: 5	R: 0 E: 0 K: 2 S: 8	H: 1 LOB: 2 BB: 1 P: 12	R: 0 E: 1 K: 0 S: 4	H: 1 LOB: 2 BB: 1 P: 8	R: 1 E: 0 K: 0 S: 5	H: 2 LOB: 1 BB: 0 P: 5	R: 0 E: 0 K: 2 S: 9	H: 1 LOB: 1 BB: 1 P: 4	R: 0 E: 0 K: 3 S: 10	H: 1 LOB: 2 BB: 1 P: 14	R: 10 E: 0 K: 0 S: 13	H: 10 LOB: 2 BB: 2 P: 21	R: 0 E: 0 K: 0 S: 3	H: 0 LOB: 0 BB: 0 P: 3		1B: 13 2B: 4 3B: 0 HR: 1	SF: 0 SAC: 0 DP: 0 HBP: 0	WP: 2 PB: 0 SB: 2 CS: 0	PA: 51			
PITCHER	IP WLS BF H R ER SO BB IBB HBP BLK WP HR S P ERA WHIP	IP WLS BF H R ER SO BB IBB HBP BLK WP HR S P ERA WHIP	IP WLS BF H R ER SO BB IBB HBP BLK WP HR S P ERA WHIP	IP WLS BF H R ER SO BB IBB HBP BLK WP HR S P ERA WHIP	IP WLS BF H R ER SO BB IBB HBP BLK WP HR S P ERA WHIP	IP WLS BF H R ER SO BB IBB HBP BLK WP HR S P ERA WHIP	IP WLS BF H R ER SO BB IBB HBP BLK WP HR S P ERA WHIP	IP WLS BF H R ER SO BB IBB HBP BLK WP HR S P ERA WHIP	IP WLS BF H R ER SO BB IBB HBP BLK WP HR S P ERA WHIP	IP WLS BF H R ER SO BB IBB HBP BLK WP HR S P ERA WHIP	IP WLS BF H R ER SO BB IBB HBP BLK WP HR S P ERA WHIP	IP WLS BF H R ER SO BB IBB HBP BLK WP HR S P ERA WHIP	IP WLS BF H R ER SO BB IBB HBP BLK WP HR S P ERA WHIP	IP WLS BF H R ER SO BB IBB HBP BLK WP HR S P ERA WHIP	IP WLS BF H R ER SO BB IBB HBP BLK WP HR S P ERA WHIP	IP WLS BF H R ER SO BB IBB HBP BLK WP HR S P ERA WHIP	IP WLS BF H R ER SO BB IBB HBP BLK WP HR S P ERA WHIP	IP WLS BF H R ER SO BB IBB HBP BLK WP HR S P ERA WHIP	IP WLS BF H R ER SO BB IBB HBP BLK WP HR S P ERA WHIP	IP WLS BF H R ER SO BB IBB HBP BLK WP HR S P ERA WHIP	IP WLS BF H R ER SO BB IBB HBP BLK WP HR S P ERA WHIP			
Mike Krukow, R (1, 1) ERA: 4.11	5.0	L	23	6	2	2	3	2	0	0	0	0	0	0	0	0	0	0	0	1	27	35	3.60	1.600
Frank Williams, R (6, 1) ERA: 3.46	2.0	L	13	5	3	3	5	2	0	0	0	0	0	0	0	0	0	0	0	2	21	29	13.50	3.500
Gary Lavelle, L (8, 1) ERA: 2.94	0.1	3	1	0	0	0	0	0	1	0	0	0	0	0	0	0	0	0	0	2	6	0.00	3.000	
Greg Minton, R (8, 1) ERA: 3.86	0.2	9	6	7	7	0	0	1	0	0	0	0	1	0	8	12	94.50	10.500						
Bob Lacey, L (9, 1) ERA: 4.28	1.0	3	0	0	0	0	0	0	0	0	0	0	0	0	3	3	0.00	0.000						

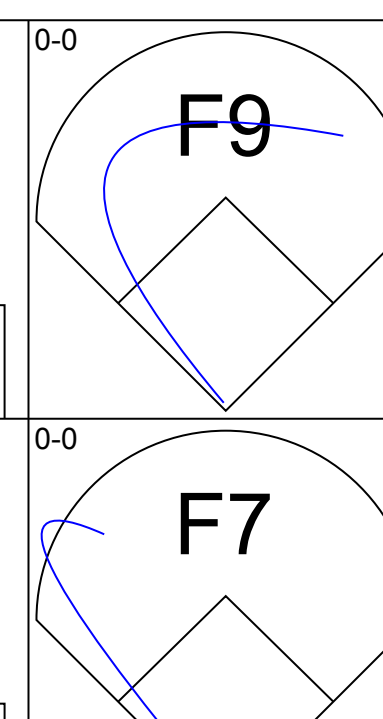
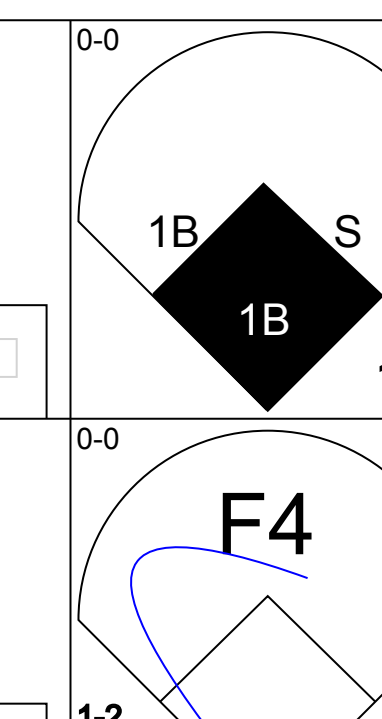

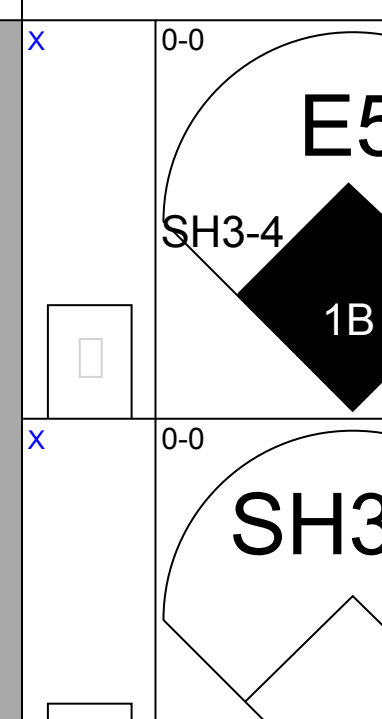
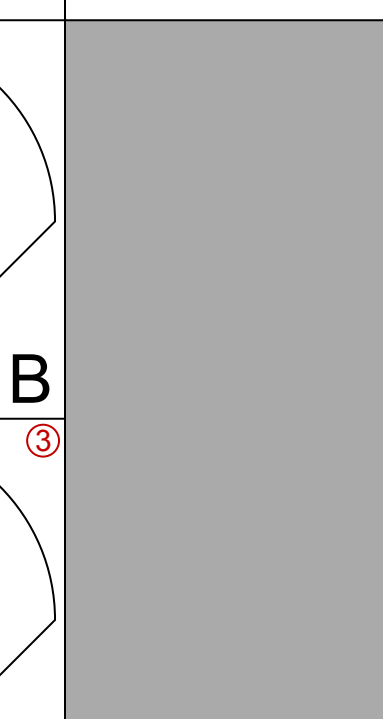
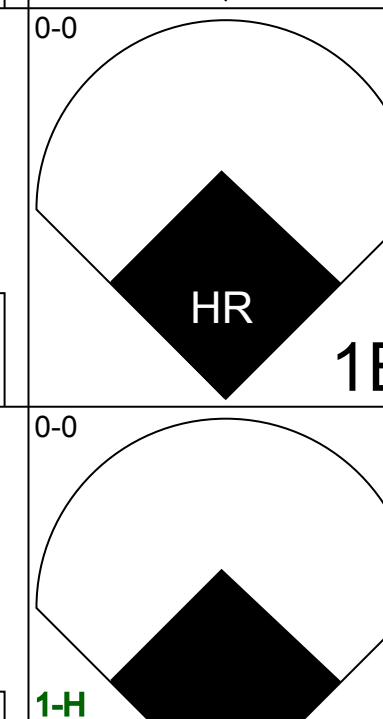
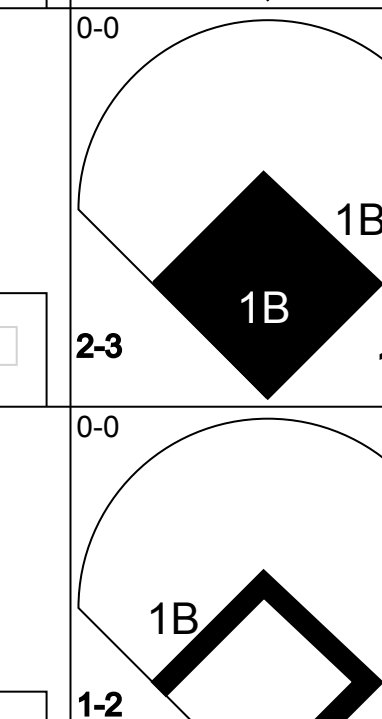
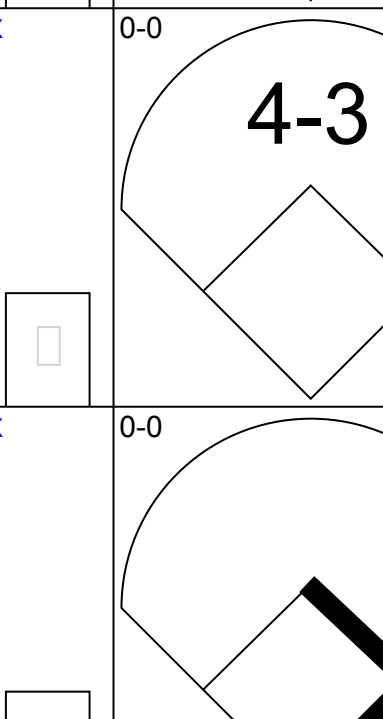
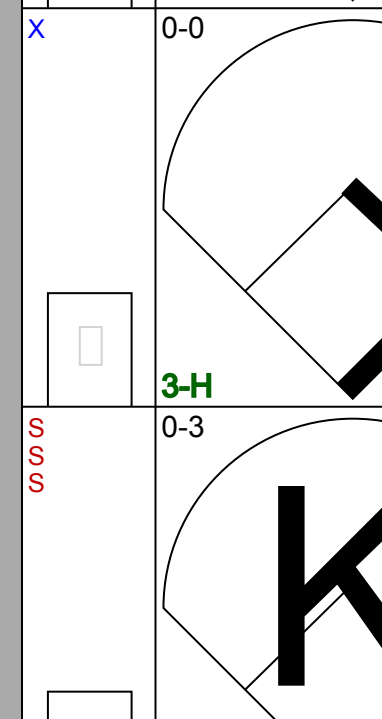

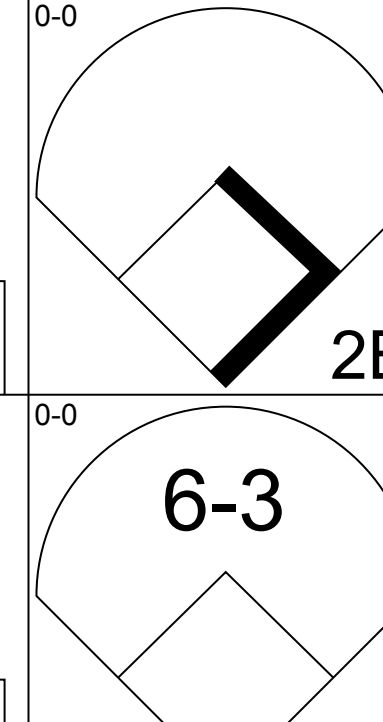
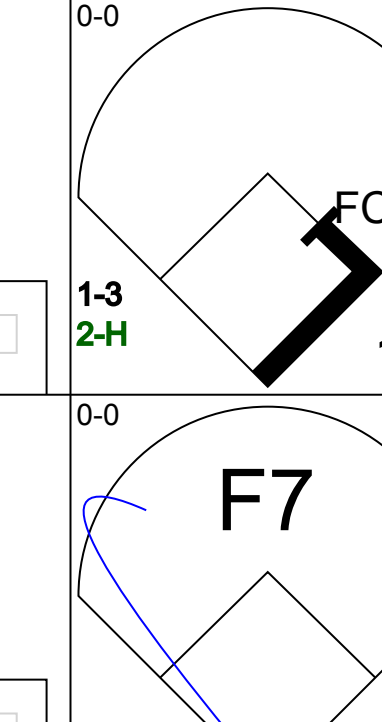

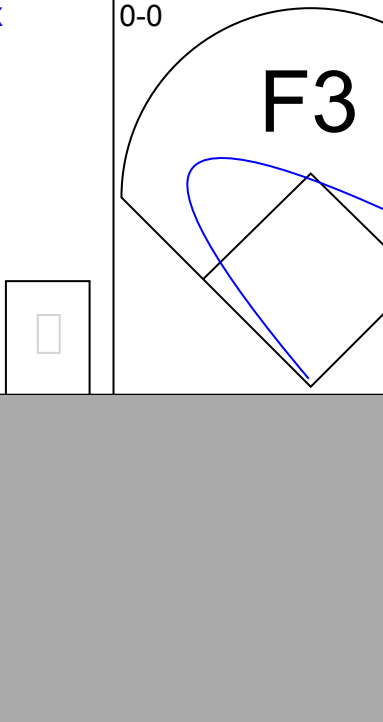
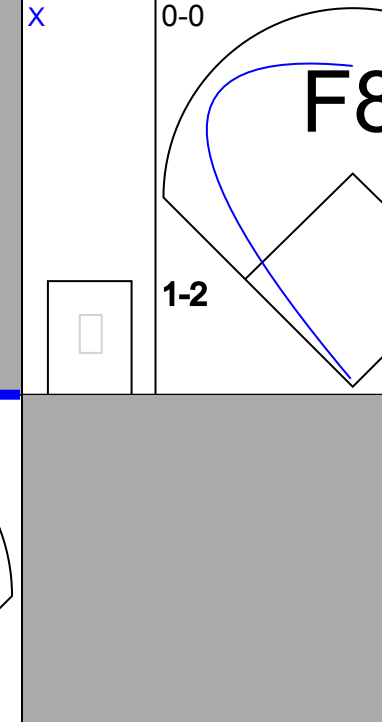

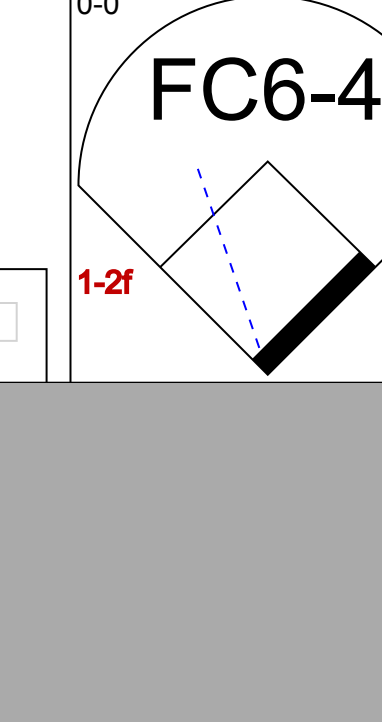
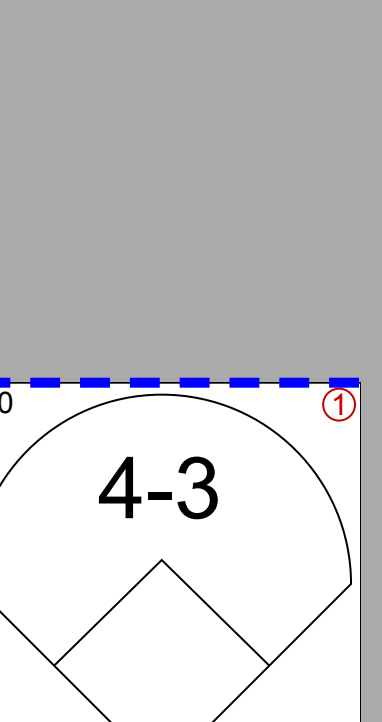

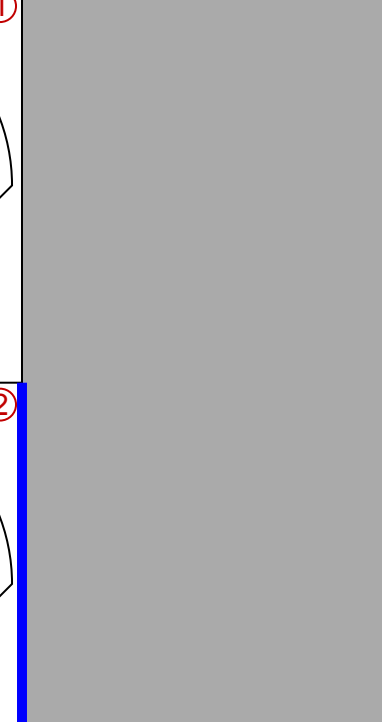

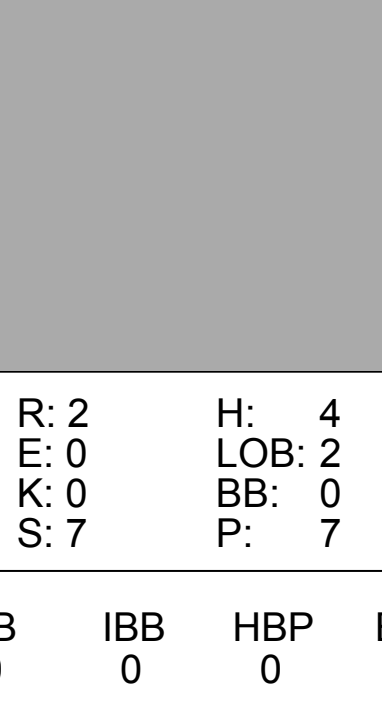
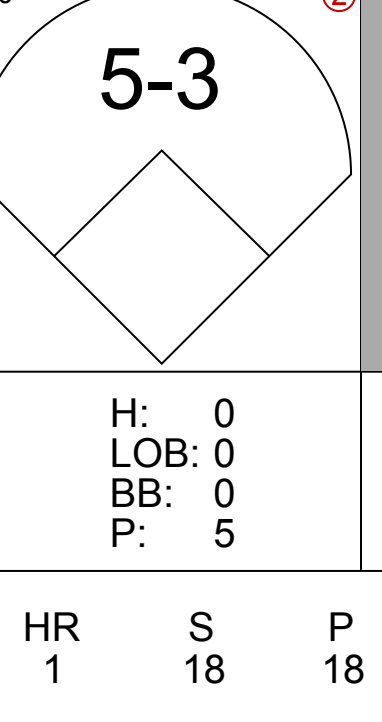
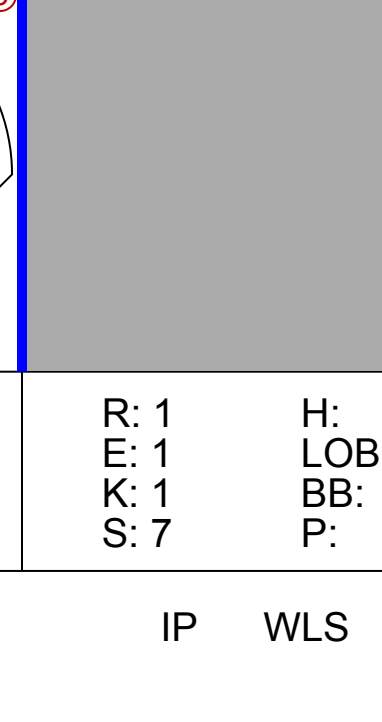
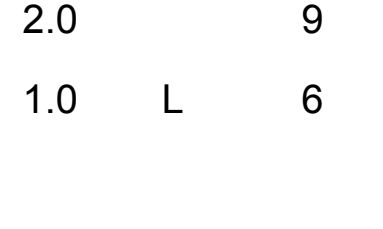



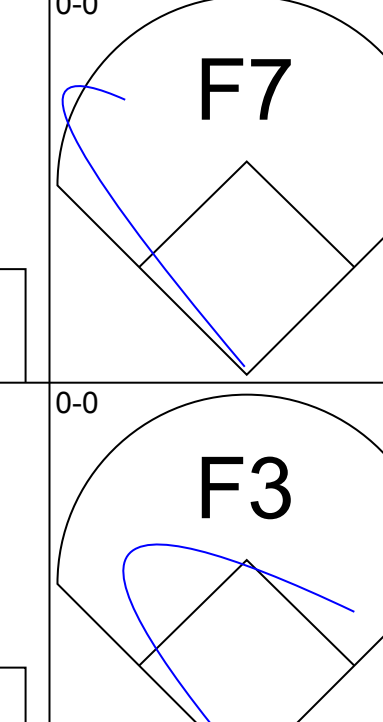
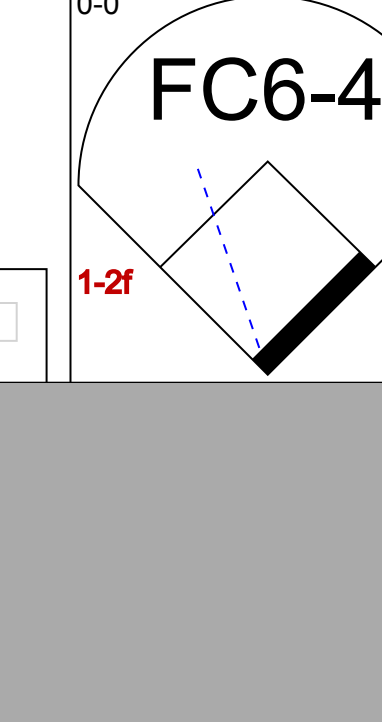
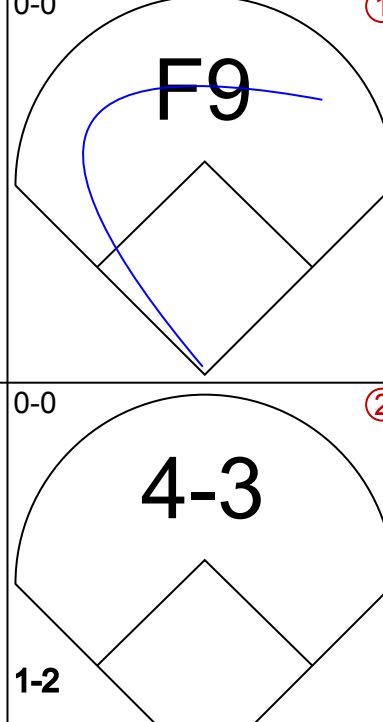
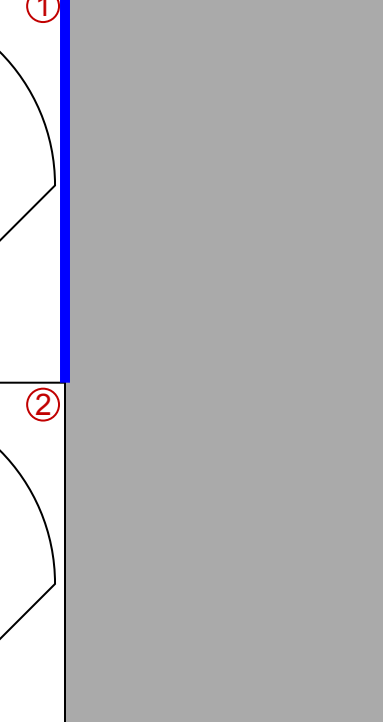
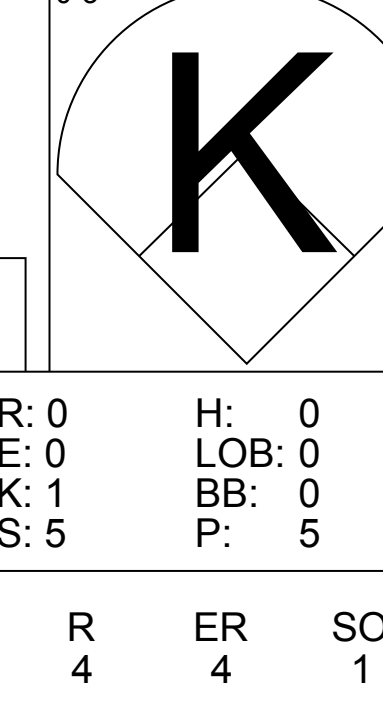
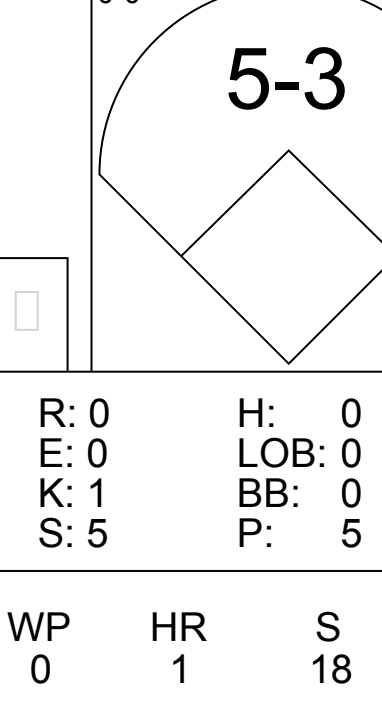
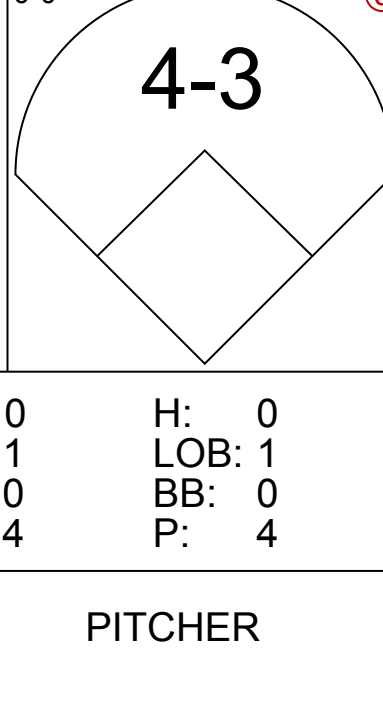
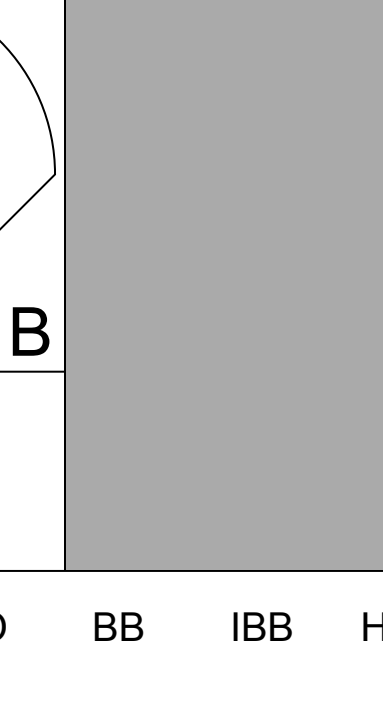




Batter	1	2	3	4	5	6	7	8	9	AB	R	H	RBI	BB	SO	LOB	BOTTOM							
Dan Gladden, R (1, 8) OBP: 0.396, SLG: 0.458										3	2	2	0	2	0	0	Philadelphia Phillies @ San Francisco Giants Candlestick Park, San Francisco, CA Tue Aug 21 1984, 10:05 PM EDT Att: 5,560 - Unknown							
Manny Trillo, R (1, 4) OBP: 0.318, SLG: 0.356										5	1	1	0	0	0	5								
Dusty Baker Jr., R (1, 9) OBP: 0.373, SLG: 0.342 Chili Davis, S (7, PR) OBP: 0.342, SLG: 0.477										3	0	2	1	0	1	0								
Jeffrey Leonard, R (1, 7) OBP: 0.366, SLG: 0.493										5	1	3	1	0	0	1								
Bob Brenly, R (1, 2) OBP: 0.373, SLG: 0.475 Randy Gomez, R (9, 2)										4	0	1	1	0	0	3								
Joel Youngblood, R (1, 5) OBP: 0.340, SLG: 0.376										5	1	1	1	0	1	3								
John Rabb, R (1, 3) OBP: 0.286, SLG: 0.340 Scot Thompson, L (7, 3) OBP: 0.391, SLG: 0.344										2	0	0	0	1	1	0								
Johnnie LeMaster, R (1, 6) OBP: 0.251, SLG: 0.278 Bob Lacey, R (9, 1) OBP: 0.200, SLG: 0.200										3	0	0	0	1	1	3								
Mike Krukow, R (1, 1) OBP: 0.150, SLG: 0.155 Frank Williams, R (6, 1) OBP: 0.318, SLG: 0.188 Gary Lavelle, S (8, 1) Greg Minton, S (8, 1) OBP: 0.118, SLG: 0.063 Brad Weisman, R (9, 6) OBP: 0.284, SLG: 0.323										2	0	0	0	0	0	3								
Inning Stats	R: 1 E: 0 K: 0 S: 4	H: 1 LOB: 0 BB: 0 P: 4	R: 1 E: 0 K: 1 S: 6	H: 1 LOB: 1 BB: 1 P: 10	R: 0 E: 0 K: 1 S: 4	H: 0 LOB: 0 BB: 1 P: 8	R: 1 E: 0 K: 1 S: 7	H: 2 LOB: 2 BB: 1 P: 11	R: 0 E: 0 K: 0 S: 5	H: 2 LOB: 3 BB: 1 P: 9	R: 0 E: 0 K: 0 S: 3	H: 1 LOB: 1 BB: 0 P: 3	R: 0 E: 0 K: 1 S: 5	H: 0 LOB: 0 BB: 0 P: 5	R: 2 E: 0 K: 0 S: 6	H: 3 LOB: 2 BB: 1 P: 10		1B: 8 2B: 1 3B: 1 HR: 1	SF: 1 SAC: 0 DP: 0 HBP: 0	WP: 1 PB: 0 SB: 1 CS: 2	PA: 43			
PITCHER	IP WLS BF H R ER SO BB IBB HBP BLK WP HR S P ERA WHIP	IP WLS BF H R ER SO BB IBB HBP BLK WP HR S P ERA WHIP	IP WLS BF H R ER SO BB IBB HBP BLK WP HR S P ERA WHIP	IP WLS BF H R ER SO BB IBB HBP BLK WP HR S P ERA WHIP	IP WLS BF H R ER SO BB IBB HBP BLK WP HR S P ERA WHIP	IP WLS BF H R ER SO BB IBB HBP BLK WP HR S P ERA WHIP	IP WLS BF H R ER SO BB IBB HBP BLK WP HR S P ERA WHIP	IP WLS BF H R ER SO BB IBB HBP BLK WP HR S P ERA WHIP	IP WLS BF H R ER SO BB IBB HBP BLK WP HR S P ERA WHIP	IP WLS BF H R ER SO BB IBB HBP BLK WP HR S P ERA WHIP	IP WLS BF H R ER SO BB IBB HBP BLK WP HR S P ERA WHIP	IP WLS BF H R ER SO BB IBB HBP BLK WP HR S P ERA WHIP	IP WLS BF H R ER SO BB IBB HBP BLK WP HR S P ERA WHIP	IP WLS BF H R ER SO BB IBB HBP BLK WP HR S P ERA WHIP	IP WLS BF H R ER SO BB IBB HBP BLK WP HR S P ERA WHIP	IP WLS BF H R ER SO BB IBB HBP BLK WP HR S P ERA WHIP	IP WLS BF H R ER SO BB IBB HBP BLK WP HR S P ERA WHIP	IP WLS BF H R ER SO BB IBB HBP BLK WP HR S P ERA WHIP	IP WLS BF H R ER SO BB IBB HBP BLK WP HR S P ERA WHIP	IP WLS BF H R ER SO BB IBB HBP BLK WP HR S P ERA WHIP	IP WLS BF H R ER SO BB IBB HBP BLK WP HR S P ERA WHIP			
Steve Carlton, L (1, 1) ERA: 3.01	5.0	W	9	2	0	0	0	1	0	0	0	0	0	0	0	0	0	0	0	0	8	12	0.00	1.500
Kevin Gross, R (6, 1) ERA: 3.93	2.0	W	9	2	0	0	0	1	0	0	0	0	0	0	0	0	0	0	0	0	8	12	0.00	1.500
Bill Campbell, R (8, 1) ERA: 3.21	1.0	3	0	0	0	1	0	0	0	0	0	0	0	0	5	5	0.00	0.000						
Tug McGraw, L (9, 1) ERA: 5.14	1.0	7	3	2	2	0	0	1	0	0	1	0	0	6	10	18.00	4.000							



Batter	1	2	3	4	5	6	7	8	9	AB	R	H	RBI	BB	SO	LOB	TOP				
Juan Samuel, R OBP: 0.328, SLG: 0.458 (1, 4)										5	0	2	1	0	1	0	Philadelphia Phillies @ San Francisco Giants Candlestick Park, San Francisco, CA Wed Aug 22 1984, 6:33 AM EDT Att: 8,053 - Unknown				
Greg Gross, L OBP: 0.397, SLG: 0.364 Glenn Wilson, R OBP: 0.276, SLG: 0.376 (1, 9)										4	0	0	0	0	0	2					
Von Hayes, L OBP: 0.366, SLG: 0.462 (1, 8)										5	1	2	0	0	1	0					
Mike Schmidt, R OBP: 0.383, SLG: 0.506 (1, 5)										4	1	1	1	0	0	1					
Al Oliver, L OBP: 0.349, SLG: 0.379 (1, 3)										4	1	3	1	0	0	0					
Ozzie Virgil, R OBP: 0.328, SLG: 0.475 John Wockenfuss, R OBP: 0.368, SLG: 0.426 (1, 2)										1	1	0	0	0	0	0					
John Russell, R OBP: 0.333, SLG: 0.583 (1, 7)										4	1	1	0	0	2	1					
Luis Aguayo, R OBP: 0.383, SLG: 0.524 (1, 6)										4	0	2	1	0	0	1					
Jerry Koonsman, R OBP: 0.103, SLG: 0.088 Len Matyszczyk, L OBP: 0.344, SLG: 0.453 Bill Campbell, R OBP: 0.344, SLG: 0.453 Sixto Lezcano, R OBP: 0.294, SLG: 0.468 Larry Andersen, R OBP: 0.313, SLG: 0.351 Ivan De Jesus, R OBP: 0.307, SLG: 0.338 Al Holland, R OBP: 0.307, SLG: 0.338 (1, 1)										1	0	0	0	0	1	0					
Inning Stats	R: 0 E: 0 K: 1 S: 6	H: 1 LOB: 1 BB: 0 P: 6	R: 0 E: 0 K: 1 S: 5	H: 0 LOB: 0 BB: 0 P: 5	R: 0 E: 0 K: 1 S: 6	H: 1 LOB: 1 BB: 0 P: 6	R: 2 E: 1 K: 0 S: 6	H: 2 LOB: 2 BB: 0 P: 7	R: 2 E: 0 K: 0 S: 6	H: 3 LOB: 1 BB: 0 P: 6	R: 1 E: 0 K: 0 S: 5	H: 2 LOB: 1 BB: 0 P: 5	R: 0 E: 0 K: 2 S: 8	H: 1 LOB: 0 BB: 0 P: 8	R: 0 E: 0 K: 1 S: 5	H: 1 LOB: 0 BB: 0 P: 5		1B: 7 2B: 4 3B: 0 HR: 0	SF: 0 SAC: 0 DP: 1 HBP: 1	WP: 0 PB: 0 SB: 2 CS: 0	PA: 39
PITCHER	IP WLS BF H R ER SO BB IBB HBP BLK WP HR S P ERA WHIP	IP WLS BF H R ER SO BB IBB HBP BLK WP HR S P ERA WHIP	IP WLS BF H R ER SO BB IBB HBP BLK WP HR S P ERA WHIP	IP WLS BF H R ER SO BB IBB HBP BLK WP HR S P ERA WHIP	IP WLS BF H R ER SO BB IBB HBP BLK WP HR S P ERA WHIP	IP WLS BF H R ER SO BB IBB HBP BLK WP HR S P ERA WHIP	IP WLS BF H R ER SO BB IBB HBP BLK WP HR S P ERA WHIP	IP WLS BF H R ER SO BB IBB HBP BLK WP HR S P ERA WHIP	IP WLS BF H R ER SO BB IBB HBP BLK WP HR S P ERA WHIP	IP WLS BF H R ER SO BB IBB HBP BLK WP HR S P ERA WHIP	IP WLS BF H R ER SO BB IBB HBP BLK WP HR S P ERA WHIP	IP WLS BF H R ER SO BB IBB HBP BLK WP HR S P ERA WHIP	IP WLS BF H R ER SO BB IBB HBP BLK WP HR S P ERA WHIP	IP WLS BF H R ER SO BB IBB HBP BLK WP HR S P ERA WHIP	IP WLS BF H R ER SO BB IBB HBP BLK WP HR S P ERA WHIP	IP WLS BF H R ER SO BB IBB HBP BLK WP HR S P ERA WHIP	IP WLS BF H R ER SO BB IBB HBP BLK WP HR S P ERA WHIP	IP WLS BF H R ER SO BB IBB HBP BLK WP HR S P ERA WHIP	IP WLS BF H R ER SO BB IBB HBP BLK WP HR S P ERA WHIP	IP WLS BF H R ER SO BB IBB HBP BLK WP HR S P ERA WHIP	IP WLS BF H R ER SO BB IBB HBP BLK WP HR S P ERA WHIP

AB	38
R	5
H	11
RBI	4
BB	0
SO	7
LOB	11



Batter	1	2	3	4	5	6	7	8	9	AB	R	H	RBI	BB	SO	LOB	BOTTOM				
Dan Gladden, R OBP: 0.401, SLG: 0.462 (1, 8)										5	2	3	1	0	1	0	Philadelphia Phillies @ San Francisco Giants Candlestick Park, San Francisco, CA Wed Aug 22 1984, 6:33 AM EDT Att: 8,053 - Unknown				
Manny Trillo, R OBP: 0.313, SLG: 0.351 (1, 4)										4	0	0	0	0	0	2					
Dusty Baker Jr., R OBP: 0.380, SLG: 0.350 (1, 9)										4	2	3	1	0	0	0					
Jeffrey Leonard, R OBP: 0.369, SLG: 0.505 (1, 7)										4	1	3	3	0	1	1					
Bob Brenly, R OBP: 0.374, SLG: 0.477 (1, 3)										4	0	2	1	0	0	2					
Joel Youngblood, R OBP: 0.339, SLG: 0.374 Fran Mullins, R OBP: 0.289, SLG: 0.325 (1, 5)										4	1	1	0	0	0	3					
Brad Wellman, R OBP: 0.278, SLG: 0.316 Gary Lavelle, S OBP: 0.289, SLG: 0.325 (1, 6)										4	0	0	0	0	0	4					
Randy Gomez, R (1, 2)										2	0	0	0	0	0	0					
Gene Richards, L OBP: 0.346, SLG: 0.286 Scot Thompson, L OBP: 0.389, SLG: 0.342 (6, PH)										1	0	0	0	0	0	0					
Inning Stats	R: 2 E: 0 K: 0 S: 6	H: 3 LOB: 1 BB: 0 P: 6	R: 0 E: 0 K: 1 S: 5	H: 0 LOB: 0 BB: 0 P: 5	R: 2 E: 0 K: 0 S: 7	H: 4 LOB: 2 BB: 0 P: 7	R: 0 E: 0 K: 1 S: 5	H: 0 LOB: 0 BB: 0 P: 5	R: 0 E: 0 K: 0 S: 4	H: 1 LOB: 1 BB: 0 P: 4	R: 0 E: 1 K: 0 S: 4	H: 0 LOB: 1 BB: 0 P: 4	R: 1 E: 1 K: 1 S: 7	H: 2 LOB: 1 BB: 0 P: 7	R: 2 E: 0 K: 0 S: 6	H: 3 LOB: 1 BB: 0 P: 6		1B: 10 2B: 2 3B: 0 HR: 1	SF: 0 SAC: 1 DP: 0 HBP: 0	WP: 1 PB: 0 SB: 4 CS: 0	PA: 38
PITCHER	IP WLS BF H R ER SO BB IBB HBP BLK WP HR S P ERA WHIP	IP WLS BF H R ER SO BB IBB HBP BLK WP HR S P ERA WHIP	IP WLS BF H R ER SO BB IBB HBP BLK WP HR S P ERA WHIP	IP WLS BF H R ER SO BB IBB HBP BLK WP HR S P ERA WHIP	IP WLS BF H R ER SO BB IBB HBP BLK WP HR S P ERA WHIP	IP WLS BF H R ER SO BB IBB HBP BLK WP HR S P ERA WHIP	IP WLS BF H R ER SO BB IBB HBP BLK WP HR S P ERA WHIP	IP WLS BF H R ER SO BB IBB HBP BLK WP HR S P ERA WHIP	IP WLS BF H R ER SO BB IBB HBP BLK WP HR S P ERA WHIP	IP WLS BF H R ER SO BB IBB HBP BLK WP HR S P ERA WHIP	IP WLS BF H R ER SO BB IBB HBP BLK WP HR S P ERA WHIP	IP WLS BF H R ER SO BB IBB HBP BLK WP HR S P ERA WHIP	IP WLS BF H R ER SO BB IBB HBP BLK WP HR S P ERA WHIP	IP WLS BF H R ER SO BB IBB HBP BLK WP HR S P ERA WHIP	IP WLS BF H R ER SO BB IBB HBP BLK WP HR S P ERA WHIP	IP WLS BF H R ER SO BB IBB HBP BLK WP HR S P ERA WHIP	IP WLS BF H R ER SO BB IBB HBP BLK WP HR S P ERA WHIP	IP WLS BF H R ER SO BB IBB HBP BLK WP HR S P ERA WHIP	IP WLS BF H R ER SO BB IBB HBP BLK WP HR S P ERA WHIP	IP WLS BF H R ER SO BB IBB HBP BLK WP HR S P ERA WHIP	IP WLS BF H R ER SO BB IBB HBP BLK WP HR S P ERA WHIP

AB	37
R	7
H	13
RBI	7
BB	0
SO	3
LOB	15



Batter	1	2	3	4	5	6	7	8	9	10	AB	R	H	RBI	BB	SO	LOB	TOP	
Steve Sax, R OBP: 0.284, SLG: 0.299 Mike Scioscia, L OBP: 0.389, SLG: 0.366	L4		5-3			F8		2B	PO	8-4 WHP HBP	4	1	1	0	0	0	0		
Dave Anderson, R OBP: 0.334, SLG: 0.312	F9			5-3		L3		2B		8-4	5	1	1	2	0	0	1		
Tony Brewer, R OBP: 0.091, SLG: 0.162 Ken Landreux, L OBP: 0.295, SLG: 0.346	4-3			F9			1-3	2B			4	0	1	1	0	0	0		
Mike Marshall, R OBP: 0.324, SLG: 0.461 Ken Howell, R		1B		6-3			6-3	P4		K	4	0	1	0	0	0	1		
Franklin Stubbs, L OBP: 0.275, SLG: 0.357 Jerry Reuss, L OBP: 0.385, SLG: 0.273								2B			0	0	0	0	0	0	0		
Candy Maldonado, R OBP: 0.317, SLG: 0.377		F9				F8			5-3		4	0	0	0	0	0	1		
Steve Yeager, R OBP: 0.299, SLG: 0.320 Ed Amelung, L OBP: 0.225, SLG: 0.207 Rafael Landestoy, S OBP: 0.200, SLG: 0.256		F8				6-3		HR	1B	1B	3	1	1	1	1	0	1		
Greg Brock, L OBP: 0.315, SLG: 0.435								F8	F3		4	0	1	0	0	1	2		
German Rivera, R OBP: 0.335, SLG: 0.393				4-3				2B	1B	1B	4	1	2	0	0	0	1		
Alejandro Pena, R OBP: 0.149, SLG: 0.169 Pedro Guerrero, R OBP: 0.344, SLG: 0.431				K				K	1B	1B	2	0	0	0	0	2	0		
Inning Stats	R: 0 E: 0 K: 0 S: 3	H: 0 LOB: 0 BB: 0 P: 3	R: 0 E: 0 K: 1 S: 6	H: 1 LOB: 1 BB: 0 P: 6	R: 0 E: 0 K: 1 S: 5	H: 0 LOB: 0 BB: 0 P: 5	R: 0 E: 0 K: 0 S: 3	H: 0 LOB: 0 BB: 0 P: 3	R: 0 E: 0 K: 0 S: 3	H: 0 LOB: 0 BB: 0 P: 3	R: 4 E: 1 K: 0 S: 10	H: 5 LOB: 1 BB: 0 P: 10	R: 1 E: 0 K: 0 S: 4	H: 2 LOB: 2 BB: 1 P: 8	R: 0 E: 0 K: 1 S: 5	H: 1 LOB: 1 BB: 0 P: 6	1B: 6 2B: 4 3B: 0 HR: 1	SF: 0 SAC: 0 DP: 1 HBP: 1	WP: 1 PA: 41
PITCHER	IP	WLS	BF	H	R	ER	SO	BB	IBB	HBP	BLK	WP	HR	S	P	ERA	WHIP		
Shane Rawley, L ERA: 4.45	7.2		28	5	3	3	4	0	0	0	0	0	0	1	36	3.52	0.652		
Al Holland, L ERA: 2.90	1.0		7	3	2	2	0	1	0	0	0	0	0	6	10	18.00	4.000		
Larry Andersen, R ERA: 1.77	0.1		1	1	0	0	0	0	0	0	0	0	0	1	1	0.00	3.000		
Kevin Gross, R ERA: 3.89	1.0	W	4	1	0	0	1	0	0	1	0	1	0	5	6	0.00	1.000		

Los Angeles Dodgers @ Philadelphia Phillies
Veterans Stadium, Philadelphia, PA
Fri Aug 24 1984, 7:05 PM EDT
Att: 35,541 - Unknown

AB 38
R 5
H 10
RBI 5
BB 1
SO 5
LOB 9



Batter	1	2	3	4	5	6	7	8	9	10	AB	R	H	RBI	BB	SO	LOB	BOTTOM	
Juan Samuel, R OBP: 0.326, SLG: 0.455 Glenn Wilson, R OBP: 0.274, SLG: 0.374	K	F2		K		4-3		5-3		E5	4	0	0	0	0	2	3		
Greg Gross, L OBP: 0.400, SLG: 0.374 Sixto Lezcano, R OBP: 0.362, SLG: 0.484	HR	F8			6-3		G6-4-3	K			1	0	1	0	0	0	0		
Von Hayes, L OBP: 0.368, SLG: 0.461	HR			F7			G6-4-3	1B		6-3	3	1	1	0	2	0	0		
Mike Schmidt, R OBP: 0.362, SLG: 0.509	HR			K		L5		G6-4-3		F2	5	1	1	3	0	1	3		
Al Oliver, L OBP: 0.303, SLG: 0.381 Kiko Garcia, R OBP: 0.278, SLG: 0.263 Al Holland, R OBP: 0.315, SLG: 0.383 Larry Andersen, R OBP: 0.385, SLG: 0.273 John Russell, R OBP: 0.300, SLG: 0.590 Kevin Gross, R OBP: 0.383, SLG: 0.543	HR				6-3			1B		K	3	0	2	0	1	0	1		
Len Matuszek, L OBP: 0.345, SLG: 0.454	K			K				IBB			4	2	1	0	1	2	5		
John Wockenfuss, R OBP: 0.371, SLG: 0.429	FC6-4					4-3		G3		SH1	4	0	2	0	0	0	3		
Luis Aguayo, R OBP: 0.404, SLG: 0.511					5-3			FC5-4		FC1-6	3	1	1	1	2	0	2		
Shane Rawley, R OBP: 0.069, SLG: 0.036 Ivan De Jesus, R OBP: 0.328, SLG: 0.311		K			G3			F9		FC1-6	3	0	0	0	0	1	3		
Inning Stats	R: 3 E: 0 K: 2 S: 10	H: 3 LOB: 2 BB: 1 P: 14	R: 0 E: 0 K: 1 S: 5	H: 0 LOB: 1 BB: 1 P: 9	R: 0 E: 0 K: 2 S: 8	H: 1 LOB: 1 BB: 0 P: 8	R: 0 E: 0 K: 1 S: 6	H: 1 LOB: 1 BB: 0 P: 6	R: 0 E: 0 K: 0 S: 3	H: 0 LOB: 1 BB: 1 P: 7	R: 1 E: 0 K: 1 S: 7	H: 2 LOB: 1 BB: 0 P: 7	R: 0 E: 0 K: 1 S: 5	H: 0 LOB: 0 BB: 2 P: 5	R: 1 E: 1 K: 0 S: 3	H: 0 LOB: 2 BB: 2 P: 11	1B: 7 2B: 3 3B: 0 HR: 1	SF: 0 SAC: 1 DP: 1 HBP: 0	WP: 0 PA: 46
PITCHER	IP	WLS	BF	H	R	ER	SO	BB	IBB	HBP	BLK	WP	HR	S	P	ERA	WHIP		
Alejandro Pena, R ERA: 2.44	7.0		33	9	4	4	6	3	1	0	0	0	1	41	5.7	1.714			
Ken Howell, R ERA: 3.98	2.0		8	2	1	2	0	0	0	0	0	0	0	12	12	4.50	1.000		
Jerry Reuss, L ERA: 5.36	0.2	L	5	0	1	0	0	1	1	0	0	0	0	3	11	0.00	1.500		

Los Angeles Dodgers @ Philadelphia Phillies
Veterans Stadium, Philadelphia, PA
Fri Aug 24 1984, 7:05 PM EDT
Att: 35,541 - Unknown

AB 39
R 6
H 11
RBI 5
BB 6
SO 8
LOB 26



Batter	1	2	3	4	5	6	7	8	9	AB	R	H	RBI	BB	SO	LOB	TOP										
Dave Anderson, R OBP: 0.338, SLG: 0.318 (1, 6)										4	2	2	0	0	0	0	Los Angeles Dodgers @ Philadelphia Phillies Veterans Stadium, Philadelphia, PA Sat Aug 25 1984, 3:33 AM EDT Att: 30,253 - Unknown										
Ken Landreaux, L OBP: 0.296, SLG: 0.355 (1, 8)										5	1	2	2	0	0	1											
Pedro Guerrero, R OBP: 0.344, SLG: 0.433 Candy Maldonado, R OBP: 0.317, SLG: 0.377 (1, 9) (6, 9)										5	0	2	2	0	0	2											
Mike Marshall, R OBP: 0.323, SLG: 0.458 Burt Hooton, R OBP: 0.290, SLG: 0.290 Pat Zachry, R OBP: 0.279, SLG: 0.230 Franklin Stubbs, R OBP: 0.226, SLG: 0.230 Carlos Diaz, R OBP: 0.305, SLG: 0.305 German Rivera, R OBP: 0.285, SLG: 0.285 (1, 7) (7, 1) (7, 1) (6, PH) (8, 1) (8, 1) (8, 6)									3	0	0	0	1	1	1												
Greg Brock, L OBP: 0.321, SLG: 0.433 (1, 3)									3	2	1	0	2	0	2												
Mike Scioscia, L OBP: 0.389, SLG: 0.368 (1, 2)									4	0	1	0	1	1	4												
Steve Sax, R OBP: 0.285, SLG: 0.299 Ken Howell, R (9, 1)										4	1	1	2	1	0	2											
Rafael Landestoy, S OBP: 0.186, SLG: 0.238 (1, 5) (9, 4)										3	0	0	0	0	1	3											
Bob Welch, R OBP: 0.133, SLG: 0.093 Ed Amelung, L OBP: 0.273, SLG: 0.226 (7, PH) (7, 7)										2	0	0	0	0	1	2											
Inning Stats	R: 0 E: 0 K: 0 S: 4	H: 1 LOB: 2 BB: 1 P: 8	R: 0 E: 0 K: 2 S: 7	H: 0 LOB: 1 BB: 1 P: 11	R: 1 E: 0 K: 1 S: 6	H: 1 LOB: 0 BB: 0 P: 6	R: 1 E: 0 K: 1 S: 7	H: 2 LOB: 1 BB: 0 P: 7	R: 0 E: 0 K: 0 S: 3	H: 0 LOB: 0 BB: 0 P: 3	R: 1 E: 0 K: 0 S: 4	H: 1 LOB: 1 BB: 1 P: 8	R: 2 E: 1 K: 0 S: 5	H: 2 LOB: 2 BB: 1 P: 10	R: 2 E: 0 K: 0 S: 6	H: 3 LOB: 2 BB: 1 P: 10		R: 0 E: 0 K: 0 S: 3	H: 0 LOB: 0 BB: 0 P: 3	1B: 6 2B: 3 3B: 0 HR: 1	SF: 0 SAC: 1 DP: 1 HBP: 1	WP: 1 PB: 0 SB: 2 CS: 0	PA: 43				
PITCHER	IP	WLS	BF	H	R	ER	SO	BB	IBB	HBP	BLK	WP	HR	S	P	ERA	WHIP										
John Denny, R ERA: 1.96	6.1	L	32	7	5	5	4	4	0	0	0	0	0	1	52	7.11	1.737										
Bill Campbell, R ERA: 3.1	0.2		1	0	0	0	0	0	0	0	0	0	0	1	1	0.00	0.000										
Kevin Gross, R ERA: 4.05	0.1		5	3	2	2	0	1	0	0	0	1	0	4	8	54.00	12.000										
Larry Andersen, R ERA: 1.75	0.2		2	0	0	0	0	0	0	0	0	0	0	2	2	0.00	0.000										
Don Carman, L ERA: 4.29	1.0		3	0	0	0	0	0	0	0	0	0	0	3	3	0.00	0.000										

Batter	1	2	3	4	5	6	7	8	9	AB	R	H	RBI	BB	SO	LOB	BOTTOM										
Luis Aquayo, R OBP: 0.393, SLG: 0.490 Kevin Gross, R OBP: 0.083, SLG: 0.043 Larry Andersen, R Don Carman, L (1, 4) (8, 1) (8, 1) (9, 1)										4	0	1	1	0	1	1	Los Angeles Dodgers @ Philadelphia Phillies Veterans Stadium, Philadelphia, PA Sat Aug 25 1984, 3:33 AM EDT Att: 30,253 - Unknown										
Sixto Lezcano, R OBP: 0.360, SLG: 0.480 (1, 9)										4	0	1	0	0	1	3											
Von Hayes, L OBP: 0.367, SLG: 0.459 (1, 8)										4	1	1	0	0	0	1											
Mike Schmidt, R OBP: 0.383, SLG: 0.512 Kiko Garcia, R OBP: 0.279, SLG: 0.263 (1, 5) (6, PR) (9, 5)										3	1	1	1	1	0	1											
Al Oliver, L OBP: 0.349, SLG: 0.377 (1, 7)										4	0	0	0	0	0	2											
Len Matuszek, L OBP: 0.344, SLG: 0.452 Glenn Wilson, R OBP: 0.273, SLG: 0.373 (1, 3) (9, PH)										3	0	1	0	0	1	1											
Ozzie Virgil, R OBP: 0.332, SLG: 0.485 (1, 2)										3	2	2	2	1	1	1											
Ivan De Jesus, R OBP: 0.330, SLG: 0.312 (1, 6)										3	0	1	0	1	1	1											
John Denny, R OBP: 0.229, SLG: 0.206 Bill Campbell, R Juan Samuel, R OBP: 0.325, SLG: 0.454 (1, 1) (7, 1) (7, PH) (8, 4)										2	0	0	0	0	2	1											
Inning Stats	R: 0 E: 0 K: 0 S: 4	H: 1 LOB: 0 BB: 0 P: 4	R: 0 E: 0 K: 1 S: 5	H: 1 LOB: 0 BB: 0 P: 5	R: 0 E: 1 K: 1 S: 5	H: 0 LOB: 1 BB: 1 P: 9	R: 3 E: 0 K: 2 S: 10	H: 3 LOB: 0 BB: 0 P: 10	R: 0 E: 0 K: 0 S: 3	H: 0 LOB: 0 BB: 0 P: 3	R: 1 E: 0 K: 0 S: 5	H: 2 LOB: 2 BB: 1 P: 9	R: 0 E: 0 K: 0 S: 2	H: 0 LOB: 1 BB: 1 P: 6	R: 0 E: 0 K: 0 S: 3	H: 1 LOB: 0 BB: 0 P: 3		1B: 6 2B: 0 3B: 1 HR: 1	SF: 0 SAC: 0 DP: 2 HBP: 0	WP: 0 PB: 0 SB: 1 CS: 1	PA: 36						
PITCHER	IP	WLS	BF	H	R	ER	SO	BB	IBB	HBP	BLK	WP	HR	S	P	ERA	WHIP										
Bob Welch, R ERA: 3.88	6.0	W	23	5	3	3	7	1	0	0	0	0	0	4	8	13.50	4.500										
Burt Hooton, R ERA: 3.58	0.2		5	2	1	1	0	1	0	0	0	0	0	4	8	0.00	0.000										
Pat Zachry, R ERA: 3.27	0.1		1	0	0	0	0	0	0	0	0	0	0	1	1	0.00	0.000										
Carlos Diaz, L ERA: 6.0	1.1		5	1	0	0	0	1	0	0	0	0	0	4	8	0.00	1.500										
Ken Howell, R ERA: 3.9	0.2	S	1	0	0	0	0	0	0	0	0	0	0	1	1	0.00	0.000										

Batter	1	2	3	4	5	6	7	8	9	AB	R	H	RBI	BB	SO	LOB	TOP											
Alan Wiggins, S OBP: 0.345, SLG: 0.329										4	0	1	1	0	0	0	San Diego Padres @ Philadelphia Phillies Veterans Stadium, Philadelphia, PA Mon Aug 27 1984, 7:05 PM EDT Att: 26,302 - Unknown											
Tony Gwynn, L OBP: 0.415, SLG: 0.459										4	0	2	0	0	0	1												
Steve Garvey, R OBP: 0.300, SLG: 0.378										4	0	1	0	0	1	1												
Kevin McReynolds, R OBP: 0.318, SLG: 0.483										4	0	1	0	0	0	2												
Carmelo Martinez, R OBP: 0.334, SLG: 0.399										2	0	0	0	2	0	2												
Terry Kennedy, L OBP: 0.278, SLG: 0.326										4	0	0	0	0	0	3												
Luis Salazar, R OBP: 0.246, SLG: 0.317										4	0	0	0	0	1	2												
Garry Templeton, S OBP: 0.316, SLG: 0.335										4	1	1	0	0	1	2												
Tim Lollar, L OBP: 0.273, SLG: 0.356										2	0	0	0	0	0	0												
Kurt Bevacqua, R OBP: 0.362, SLG: 0.316										1	0	0	0	0	1	1												
Greg Booker, R (7, 1)										0	0	0	0	0	0	0												
Inning Stats	R: 0 E: 0 K: 0 S: 5	H: 2 LOB: 2 BB: 0 P: 5	R: 0 E: 0 K: 0 S: 3	H: 0 LOB: 0 BB: 0 P: 3	R: 0 E: 0 K: 0 S: 4	H: 1 LOB: 1 BB: 0 P: 4	R: 0 E: 0 K: 1 S: 6	H: 1 LOB: 2 BB: 1 P: 10	R: 0 E: 0 K: 0 S: 3	H: 0 LOB: 0 BB: 0 P: 3	R: 0 E: 0 K: 0 S: 3	H: 0 LOB: 1 BB: 1 P: 7	R: 1 E: 0 K: 1 S: 7	H: 2 LOB: 1 BB: 0 P: 7	R: 0 E: 0 K: 1 S: 5	H: 0 LOB: 0 BB: 0 P: 5	R: 0 E: 0 K: 1 S: 5	H: 0 LOB: 0 BB: 0 P: 5	1B: 5 2B: 1 3B: 0 HR: 0	SF: 0 SAC: 0 DP: 0 HBP: 0	WP: 0 PA: 35							
PITCHER	IP	WLS	BF	H	R	ER	SO	BB	IBB	HBP	BLK	WP	HR	S	P	ERA	WHIP											
Jerry Koosman, L ERA: 2.88	(1, 1)	7.0	W	29	6	1	1	2	2	0	0	0	0	0	31	39	1.29	1.143										
Bill Campbell, R ERA: 3.01	(8, 1)	1.0		3	0	0	0	1	0	0	0	0	0	0	5	5	0.00	0.000										
Tug McGraw, L ERA: 4.88	(9, 1)	1.0		3	0	0	0	1	0	0	0	0	0	0	5	5	0.00	0.000										

AB	33
R	1
H	6
RBI	1
BB	2
SO	4
LOB	14



Batter	1	2	3	4	5	6	7	8	9	AB	R	H	RBI	BB	SO	LOB	BOTTOM											
Juan Samuel, R OBP: 0.323, SLG: 0.451										5	2	2	0	0	1	0	San Diego Padres @ Philadelphia Phillies Veterans Stadium, Philadelphia, PA Mon Aug 27 1984, 7:05 PM EDT Att: 26,302 - Unknown											
Von Hayes, L OBP: 0.369, SLG: 0.458										4	1	2	0	0	1	2												
Bill Campbell, R (8, 1)										0	0	0	0	0	0	0												
Len Matuszek, L OBP: 0.455										1	0	0	0	0	0	0												
Tug McGraw, R OBP: 1.000, SLG: 1.000										0	0	0	0	0	0	0												
Mike Schmidt, R OBP: 0.351, SLG: 0.512										1	1	0	1	1	0	1												
Kiko Garcia, R OBP: 0.290, SLG: 0.276										1	1	1	1	0	0	0												
John Wockenfuss, R OBP: 0.374, SLG: 0.427										2	1	0	0	1	0	1												
Francisco Melendez, L (7, 3)										1	0	0	0	0	0	0												
Sixto Lezcano, R OBP: 0.367, SLG: 0.494										4	1	2	1	0	1	1												
Ozzie Virgil, R OBP: 0.333, SLG: 0.478										2	1	0	0	2	0	1												
John Russell, R OBP: 0.310, SLG: 0.571										3	0	1	1	0	0	2												
Ivan De Jesus, R OBP: 0.333, SLG: 0.316										3	0	1	2	1	1	2												
Jerry Koosman, R OBP: 0.115, SLG: 0.100										3	1	1	0	0	0	2												
Glenn Wilson, R OBP: 0.272, SLG: 0.371										1	0	0	0	0	0	0												
Inning Stats	R: 1 E: 0 K: 0 S: 4	H: 2 LOB: 0 BB: 0 P: 4	R: 0 E: 0 K: 0 S: 3	H: 0 LOB: 0 BB: 0 P: 3	R: 0 E: 0 K: 1 S: 5	H: 0 LOB: 0 BB: 0 P: 5	R: 4 E: 0 K: 1 S: 6	H: 2 LOB: 1 BB: 3 P: 18	R: 1 E: 0 K: 0 S: 5	H: 2 LOB: 1 BB: 0 P: 5	R: 0 E: 0 K: 0 S: 4	H: 2 LOB: 2 BB: 1 P: 8	R: 3 E: 2 K: 2 S: 11	H: 2 LOB: 2 BB: 1 P: 15	R: 0 E: 0 K: 0 S: 3	H: 0 LOB: 0 BB: 0 P: 3	1B: 7 2B: 3 3B: 0 HR: 0	SF: 2 SAC: 0 DP: 1 HBP: 0	WP: 1 PA: 38									
PITCHER	IP	WLS	BF	H	R	ER	SO	BB	IBB	HBP	BLK	WP	HR	S	P	ERA	WHIP											
Tim Lollar, L ERA: 3.81	(1, 1)	6.0	L	27	8	6	6	2	4	0	0	0	0	27	43	9.00	2.000											
Greg Booker, R ERA: 2.63	(7, 1)	2.0		11	2	3	1	2	1	0	0	0	1	0	14	18	4.50	1.500										

AB	31
R	9
H	10
RBI	6
BB	5
SO	4
LOB	12



Batter	1	2	3	4	5	6	7	8	9	AB	R	H	RBI	BB	SO	LOB	TOP											
Alan Wiggins, S OBP: 0.348, SLG: 0.331 (1, 4)										4	1	1	0	0	0	0												
Tony Gwynn, L OBP: 0.419, SLG: 0.461 (1, 9)										3	0	2	0	1	0	0												
Steve Carvey, R OBP: 0.300, SLG: 0.377 (1, 3)										4	0	0	0	0	0	3												
Graig Nettles, L OBP: 0.333, SLG: 0.437 (1, 5)										4	1	2	0	0	1	1												
Terry Kennedy, L OBP: 0.277, SLG: 0.332 (1, 2)										3	0	0	0	0	0	2												
Kevin McReynolds, R OBP: 0.319, SLG: 0.481 (1, 8)										2	0	0	1	0	0	0												
Bobby Brown, S OBP: 0.290, SLG: 0.368 Luis Salazar, R OBP: 0.253, SLG: 0.335 (7, 7)										3	0	0	0	0	0	0												
Garry Templeton, S OBP: 0.314, SLG: 0.331 (1, 6)										3	0	0	0	0	0	0												
Mark Thurmond, L OBP: 0.240, SLG: 0.229 (1, 1)										3	0	0	0	0	0	0												
Inning Stats	R: 1 E: 0 K: 0 S: 5	H: 3 LOB: 1 BB: 0 P: 5	R: 0 E: 0 K: 0 S: 3	H: 0 LOB: 0 BB: 0 P: 3	R: 0 E: 0 K: 0 S: 3	H: 0 LOB: 1 BB: 1 P: 7	R: 0 E: 0 K: 0 S: 3	H: 0 LOB: 0 BB: 0 P: 3	R: 0 E: 0 K: 0 S: 3	H: 0 LOB: 0 BB: 0 P: 3	R: 1 E: 0 K: 0 S: 4	H: 1 LOB: 0 BB: 0 P: 4	R: 0 E: 0 K: 1 S: 5	H: 0 LOB: 0 BB: 0 P: 3	R: 0 E: 0 K: 1 S: 5	H: 1 LOB: 1 BB: 0 P: 5	1B: 4 2B: 2 3B: 0 HR: 0	SF: 1 SAC: 0 DP: 2 HBP: 0	WP: 0 PB: 0 SB: 1 CS: 1	PA: 31								
PITCHER	IP	WLS	BF	H	R	ER	SO	BB	IBB	HBP	BLK	WP	HR	S	P	ERA	WHIP											
John Denny, R ERA: 1.98 Larry Andersen, R ERA: 1.91	(1, 1)	8.0	L	28	4	2	2	0	1	0	0	0	0	0	27	31	2.25	0.625										
(9, 1)	1.0		3	1	0	0	1	0	0	0	0	0	0	5	5	0.00	1.000											

San Diego Padres @ Philadelphia Phillies
Veterans Stadium, Philadelphia, PA
Wed Aug 29 1984, 7:05 PM EDT
Att: 25,131 - Unknown


AB 29
R 2
H 5
RBI 1
BB 1
SO 1
LOB 6



Batter	1	2	3	4	5	6	7	8	9	AB	R	H	RBI	BB	SO	LOB	BOTTOM											
Juan Samuel, R OBP: 0.320, SLG: 0.446 (1, 4)										4	0	0	0	0	0	0												
Luis Aquayo, R OBP: 0.357, SLG: 0.476 (1, 5)										4	0	0	0	0	0	0												
Von Hayes, L OBP: 0.370, SLG: 0.460 (1, 8)										4	0	1	0	0	1	0												
John Wockenfuss, R OBP: 0.373, SLG: 0.421 (1, 2)										2	0	0	0	1	0	0												
Sixto Lezcano, R OBP: 0.363, SLG: 0.490 (1, 9)										3	0	0	0	0	0	2												
Al Oliver, L OBP: 0.344, SLG: 0.373 (1, 3)										3	0	0	0	0	0	0												
John Russell, R OBP: 0.353, SLG: 0.606 (1, 7)										3	0	1	0	0	0	0												
Ivan De Jesus, R OBP: 0.332, SLG: 0.314 (1, 6)										3	0	1	0	0	0	1												
John Denny, R OBP: 0.216, SLG: 0.194 Mike Schmidt, R OBP: 0.383, SLG: 0.511 Larry Andersen, R (8, PH)										2	0	0	0	0	0	0												
(9, 1)										1	0	0	0	0	1	1												
Inning Stats	R: 0 E: 0 K: 0 S: 3	H: 0 LOB: 0 BB: 0 P: 3	R: 0 E: 0 K: 0 S: 3	H: 0 LOB: 0 BB: 0 P: 3	R: 0 E: 0 K: 0 S: 4	H: 1 LOB: 2 BB: 1 P: 8	R: 0 E: 0 K: 0 S: 3	H: 1 LOB: 0 BB: 0 P: 3	R: 0 E: 0 K: 0 S: 3	H: 0 LOB: 0 BB: 0 P: 3	R: 0 E: 0 K: 1 S: 6	H: 1 LOB: 1 BB: 0 P: 6	R: 0 E: 0 K: 1 S: 5	H: 0 LOB: 0 BB: 0 P: 5	1B: 3 2B: 0 3B: 0 HR: 0	SF: 0 SAC: 0 DP: 1 HBP: 0	WP: 0 PB: 0 SB: 1 CS: 0	PA: 30										
PITCHER	IP	WLS	BF	H	R	ER	SO	BB	IBB	HBP	BLK	WP	HR	S	P	ERA	WHIP											
Mark Thurmond, L ERA: 3.0	(1, 1)	9.0	W	30	3	0	0	2	1	0	0	0	0	0	33	37	0.00	0.444										

San Diego Padres @ Philadelphia Phillies
Veterans Stadium, Philadelphia, PA
Wed Aug 29 1984, 7:05 PM EDT
Att: 25,131 - Unknown

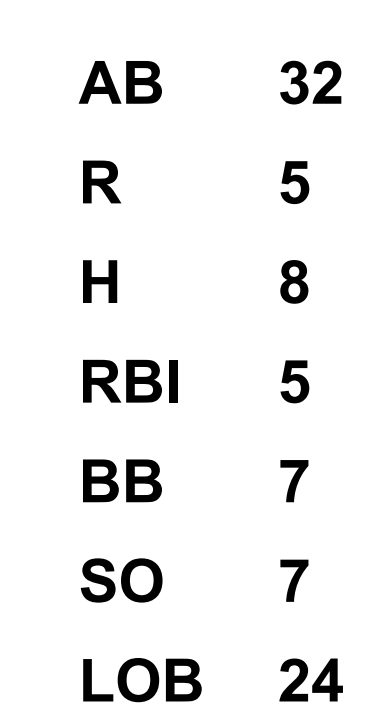
AB 29
R 0
H 3
RBI 0
BB 1
SO 2
LOB 4



Batter	1	2	3	4	5	6	7	8	9	AB	R	H	RBI	BB	SO	LOB	TOP								
Dan Gladden, R OBP: 0.382, SLG: 0.436	F9	FC6-4			F9	6-3				4	0	1	2	0	0	3	San Francisco Giants @ Philadelphia Phillies Veterans Stadium, Philadelphia, PA Thu Aug 30 1984, 7:05 PM EDT Unknown								
Mark Davis, L OBP: 0.186, SLG: 0.244	F9	FC6-4			F9	6-3				0	0	0	0	0	0	0									
Gary Lavelle, S (8, PH)	F9	FC6-4			F9	6-3				0	0	0	0	0	0	0									
Brad Wellman, R OBP: 0.279, SLG: 0.312	F9	FC6-4			F9	6-3				1	0	1	0	0	0	0									
Manny Trillo, R OBP: 0.309, SLG: 0.347	F8	FC6-4			E6					5	0	1	0	0	0	4									
Joel Youngblood, R OBP: 0.336, SLG: 0.369	K				K					5	1	2	0	0	3	2									
Jeffrey Leonard, R OBP: 0.365, SLG: 0.511		K			G6-4-3					4	2	2	2	1	1	1									
Bob Brently, R OBP: 0.380, SLG: 0.513		K			F7					4	1	0	0	1	0	3									
Fran Mullins, R OBP: 0.330, SLG: 0.317		K			6-3					2	1	1	0	1	0	0									
Bob Lacey, R OBP: 0.291, SLG: 0.200		K			6-3					0	0	0	0	0	0	0									
John Lacey, R OBP: 0.297, SLG: 0.333		K			6-3					1	0	0	0	0	1	0									
Greg Minton, S OBP: 0.105, SLG: 0.056		K			6-3					0	0	0	0	0	0	0									
Johnnie LetMaster, R OBP: 0.261, SLG: 0.261		E8			K					4	1	2	1	1	1	0									
Randy Gomez, R (6, PH)		K			K					4	1	2	1	1	1	0									
Dusty Baker Jr., R OBP: 0.374, SLG: 0.345		K			K					1	0	0	0	1	0	0									
Scot Thompson, L OBP: 0.388, SLG: 0.335		K			K					1	0	0	0	0	0	3									
Randy Lerch, L OBP: 0.333, SLG: 0.167		K			K					1	0	0	0	1	0	0									
Frank Williams, R OBP: 0.333, SLG: 0.222		K			K					1	0	0	0	0	0	3									
Chili Davis, S OBP: 0.352, SLG: 0.487		K			K					1	0	0	0	1	1	1									
Inning Stats	R: 0 E: 0 K: 1 S: 5	H: 0 LOB: 0 BB: 0 P: 5	R: 3 E: 1 K: 2 S: 10	H: 3 LOB: 2 BB: 2 P: 18	R: 0 E: 0 K: 0 S: 3	H: 1 LOB: 0 BB: 0 P: 3	R: 0 E: 0 K: 1 S: 5	H: 0 LOB: 0 BB: 0 P: 5	R: 0 E: 1 K: 1 S: 6	H: 0 LOB: 1 BB: 0 P: 6	R: 0 E: 0 K: 0 S: 5	H: 2 LOB: 3 BB: 2 P: 13	R: 0 E: 0 K: 1 S: 6	H: 1 LOB: 2 BB: 1 P: 10	R: 0 E: 0 K: 0 S: 4	H: 1 LOB: 2 BB: 1 P: 8	R: 2 E: 0 K: 2 S: 10	H: 3 LOB: 1 BB: 0 P: 10	1B: 9 2B: 1 3B: 0 HR: 1	SF: 0 SAC: 0 DP: 1 HBP: 0	WP: 1 PB: 0 SB: 2 CS: 0	PA: 44			
PITCHER	IP	WLS	BF	H	R	ER	SO	BB	IBB	HBP	BLK	WP	HR	S	P	ERA	WHIP								
Steve Carlton, L ERA: 3.29	(1, 1)	6.0		28	6	4	4	5	4	0	0	0	0	34	50	6.00	1.667								
Bill Campbell, R ERA: 2.95	(7, 1)	1.1		7	1	0	0	1	2	0	0	0	0	7	15	0.00	2.250								
Al Holland, L ERA: 3.13	(8, 1)	1.2	L	9	4	2	2	2	0	0	0	0	0	1	13	10.80	2.400								

Batter	1	2	3	4	5	6	7	8	9	AB	R	H	RBI	BB	SO	LOB	BOTTOM								
Juan Samuel, R OBP: 0.319, SLG: 0.445	F9		F9		4-3	K			K	5	0	1	0	0	2	1	San Francisco Giants @ Philadelphia Phillies Veterans Stadium, Philadelphia, PA Thu Aug 30 1984, 7:05 PM EDT Unknown								
Luis Aguayo, R OBP: 0.369, SLG: 0.415			K		5-3				P6	4	0	2	0	0	1	3									
Francisco Melendez, L (9, PH)			K		5-3				P6	1	0	0	0	0	0	0									
Von Hayes, L OBP: 0.373, SLG: 0.468			K		4-3				6-3	4	1	2	2	1	1	1									
John Wockenfuss, R OBP: 0.369, SLG: 0.415			K		4-3				6-3	2	0	0	0	0	0	1									
Al Oliver, S OBP: 0.342, SLG: 0.371			K		4-3				P2	2	0	0	1	0	0	4									
Al Holland, R (8, 1)			K		4-3				P2	0	0	0	0	0	0	0									
Sixto Lezcano, R OBP: 0.365, SLG: 0.486			K		4-3				G6-4-3	2	0	0	0	2	1	4									
Ozzie Virgil, R OBP: 0.338, SLG: 0.474			K		5-3				G4-3-6	3	0	1	0	1	0	1									
John Russell, R OBP: 0.368, SLG: 0.583			K		5-3				G4-3-6	3	0	1	0	1	1	3									
Ivan De Jesus, R OBP: 0.329, SLG: 0.311			K		4-3				G4-3-6	4	1	0	0	0	1	5									
Steve Carlton, L OBP: 0.213, SLG: 0.260			K		4-3				P6	0	2	0	0	2	0	0									
Mike Schmidt, R OBP: 0.384, SLG: 0.519			K		4-3				P6	1	1	1	2	0	0	0									
Bill Campbell, R (7, 1)			K		4-3				P6	0	0	0	0	0	0	0									
Len Matuszek, L OBP: 0.355, SLG: 0.464			K		4-3				P6	1	0	0	0	0	0	1									
Inning Stats	R: 0 E: 0 K: 1 S: 6	H: 1 LOB: 1 BB: 0 P: 6	R: 0 E: 0 K: 1 S: 4	H: 0 LOB: 2 BB: 2 P: 12	R: 2 E: 0 K: 1 S: 6	H: 1 LOB: 0 BB: 1 P: 10	R: 0 E: 0 K: 1 S: 5	H: 0 LOB: 1 BB: 1 P: 9	R: 1 E: 0 K: 1 S: 6	H: 1 LOB: 2 BB: 2 P: 14	R: 2 E: 0 K: 1 S: 6	H: 1 LOB: 1 BB: 1 P: 10	R: 0 E: 0 K: 0 S: 4	H: 2 LOB: 1 BB: 0 P: 4	R: 0 E: 0 K: 0 S: 4	H: 2 LOB: 1 BB: 0 P: 4	R: 0 E: 0 K: 1 S: 5	H: 0 LOB: 0 BB: 0 P: 5	1B: 4 2B: 2 3B: 0 HR: 2	SF: 0 SAC: 0 DP: 3 HBP: 0	WP: 0 PB: 0 SB: 0 CS: 0	PA: 39			
PITCHER	IP	WLS	BF	H	R	ER	SO	BB	IBB	HBP	BLK	WP	HR	S	P	ERA	WHIP								
Randy Lerch, L ERA: 3.92	(1, 1)	4.0		19	3	3	3	4	5	0	0	0	0	22	42	6.75	2.000								
Frank Williams, R ERA: 3.46	(5, 1)	1.0		4	0	0	0	1	0	1	0	0	0	5	9	0.00	0.000								
Mark Davis, L ERA: 5.58	(6, 1)	1.0		7	3	2	2	1	1	0	0	0	0	1	8	18.00	4.000								
Gary Lavelle, L ERA: 2.69	(7, 1)	1.0		2	0	0	0	0	0	0	0	0	0	2	2	0.00	0.000								
Bob Lacey, L ERA: 4.01	(8, 1)	1.0	W	4	2	0	0	0	0	0	0	0	0	4	4	0.00	2.000								

AB 38
R 6
H 11
RBI 6
BB 6
SO 8
LOB 23



Batter	1	2	3	4	5	6	7	8	9	AB	R	H	RBI	BB	SO	LOB	TOP					
Dan Gladden, R OBP: 0.395, SLG: 0.444 (1, 8)	F9	F7						6-3		5	1	2	0	0	0	4	San Francisco Giants @ Philadelphia Phillies Veterans Stadium, Philadelphia, PA Fri Aug 31 1984, 7:05 PM EDT Att: 21,530 - Unknown					
Manny Trillo, R OBP: 0.300, SLG: 0.336 (1, 4)	F3		F8				K		5-3	5	0	0	0	0	2	2						
Chili Davis, S OBP: 0.353, SLG: 0.498 (1, 9)			6-3					6-3	K	5	1	2	2	0	1	0						
Jeffrey Leonard, R OBP: 0.364, SLG: 0.507 (1, 7)	5-3		P6					BB	K	5	1	1	0	0	1	1						
Bob Brently, R OBP: 0.377, SLG: 0.508 (8, 2)		6-3						1B		3	1	0	0	1	0	0						
Fran Mullins, R OBP: 0.298, SLG: 0.329 (8, PH)		6-3						1B	BB	3	0	0	0	0	1	0						
Dusty Baker Jr., R OBP: 0.381, SLG: 0.349 (8, PH)								1B	BB	0	1	0	0	1	0	0						
Scott Thompson, L OBP: 0.350, SLG: 0.335 (8, 3)								1B	BB	0	0	0	0	0	0	0						
Johnnie LetMaster, R OBP: 0.263, SLG: 0.263 (1, 6)								1B	BB	4	1	3	1	0	0	0						
Randy Gomez, R OBP: 0.385, SLG: 0.111 (8, PH)								1B	BB	3	0	1	0	0	0	1						
Joel Youngblood, R OBP: 0.355, SLG: 0.388 (8, PH)								1B	BB	1	0	0	0	0	0	3						
Greg Minton, S OBP: 0.105, SLG: 0.056 (9, 1)								1B	BB	0	0	0	0	0	0	0						
Gary Lavelle, S OBP: 0.141, SLG: 0.145 (9, 1)								1B	BB	0	0	0	0	0	0	0						
Mike Krukow, R OBP: 0.098, SLG: 0.052 (8, PH)								1B	BB	2	0	0	0	1	1	0						
Bill Laskey, R OBP: 0.283, SLG: 0.320 (8, 5)								1B	BB	1	0	1	3	0	0	0						
Inning Stats	R: 0 E: 0 K: 0 S: 4	H: 1 LOB: 1 BB: 0 P: 4	R: 0 E: 0 K: 0 S: 5	H: 2 LOB: 3 BB: 1 P: 9	R: 0 E: 0 K: 0 S: 3	H: 0 LOB: 0 BB: 0 P: 3	R: 0 E: 0 K: 0 S: 4	H: 1 LOB: 1 BB: 0 P: 4	R: 2 E: 0 K: 2 S: 9	H: 2 LOB: 0 BB: 0 P: 9	R: 0 E: 0 K: 1 S: 5	H: 0 LOB: 0 BB: 0 P: 5	R: 0 E: 0 K: 1 S: 6	H: 1 LOB: 1 BB: 0 P: 6	R: 4 E: 0 K: 0 S: 6	H: 3 LOB: 1 BB: 2 P: 14	R: 0 E: 0 K: 2 S: 7	H: 0 LOB: 0 BB: 0 P: 7	1B: 7 2B: 1 3B: 1 HR: 1	SF: 0 SAC: 0 DP: 0 HBP: 0	WP: 0 PB: 0 SB: 1 CS: 0	PA: 40
PITCHER	IP WLS BF H R ER SO BB IBB HBP BLK WP HR S P ERA WHIP																					
Jerry Koosman, L ERA: 3.01 (8, 1)	7.1 L 33 8 5 5 4 3 0 0 0 0 0 1 38 50 6.14 1.500																					
Al Holland, L ERA: 3.17 (8, 1)	1.2 7 2 1 1 2 0 0 0 0 0 0 0 11 11 5.40 1.200																					

Batter	1	2	3	4	5	6	7	8	9	AB	R	H	RBI	BB	SO	LOB	BOTTOM			
Juan Samuel, R OBP: 0.318, SLG: 0.443 (1, 4)	K	4-3								4	1	0	0	1	1	2	San Francisco Giants @ Philadelphia Phillies Veterans Stadium, Philadelphia, PA Fri Aug 31 1984, 7:05 PM EDT Att: 21,530 - Unknown			
Von Hayes, L OBP: 0.377, SLG: 0.480 (1, 8)										5	2	3	1	0	0	0				
Al Oliver, L OBP: 0.343, SLG: 0.374 (1, 7)	F9		4-3						4-3	5	0	1	1	0	0	2				
Mike Schmidt, R OBP: 0.384, SLG: 0.523 (8, PR)										4	1	1	2	0	0	1				
Luis Aguayo, R OBP: 0.373, SLG: 0.493 (9, 6)										0	1	0	0	0	0	0				
Sixto Lezcano, R OBP: 0.366, SLG: 0.484 (9, PH)										1	0	0	0	0	0	1				
Len Matuszek, L OBP: 0.356, SLG: 0.459 (1, 3)										2	0	0	0	2	1	0				
Ozzie Virgil, R OBP: 0.340, SLG: 0.473 (1, 2)										3	0	1	0	1	0	2				
John Russell, R OBP: 0.447, SLG: 0.585 (1, 9)										2	0	1	1	2	0	3				
Ivan De Jesus, R OBP: 0.328, SLG: 0.309 (8, PH)										3	0	1	0	0	1	1				
Francisco Melendez, L OBP: 0.274, SLG: 0.372 (9, 5)										1	0	0	0	0	0	2				
Glenn Wilson, R OBP: 0.274, SLG: 0.372 (9, 5)										0	0	0	0	0	0	0				
Jerry Koosman, R OBP: 0.109, SLG: 0.095 (8, 1)										3	0	0	0	0	0	3				
Al Holland, R OBP: 0.398, SLG: 0.371 (9, PH)										1	0	0	0	0	0	0				
Inning Stats	R: 2 E: 0 K: 2 S: 9	H: 2 LOB: 0 BB: 0 P: 9	R: 0 E: 0 K: 0 S: 4	H: 2 LOB: 2 BB: 1 P: 8	R: 1 E: 0 K: 0 S: 4	H: 1 LOB: 2 BB: 2 P: 12	R: 0 E: 0 K: 0 S: 3	H: 0 LOB: 0 BB: 0 P: 3	R: 0 E: 0 K: 1 S: 5	H: 0 LOB: 1 BB: 1 P: 9	R: 0 E: 0 K: 0 S: 3	H: 0 LOB: 0 BB: 0 P: 3	R: 0 E: 0 K: 0 S: 5	H: 0 LOB: 2 BB: 1 P: 9	R: 1 E: 0 K: 0 S: 4	H: 1 LOB: 1 BB: 1 P: 8	1B: 5 2B: 2 3B: 0 HR: 2	SF: 0 SAC: 0 DP: 2 HBP: 0	WP: 0 PB: 0 SB: 1 CS: 0	PA: 40
PITCHER	IP WLS BF H R ER SO BB IBB HBP BLK WP HR S P ERA WHIP																			
Bill Laskey, R ERA: 4.08 (8, 1)	1.1 8 2 2 2 0 2 0 0 0 0 0 0 6 14 13.50 3.000																			
Greg Minton, R ERA: 3.66 (9, 1)	0.1 2 1 0 0 0 0 0 0 0 0 0 0 2 2 0.00 3.000																			
Gary Lavelle, L ERA: 2.72 (9, 1)	0.1 S 1 0 0 0 0 0 0 0 0 0 0 0 1 1 0.00 0.000																			

Batter	1	2	3	4	5	6	7	8	9	AB	R	H	RBI	BB	SO	LOB	TOP									
Dan Gladden, R OBP: 0.397, SLG: 0.444 (1, 8)										4	0	1	0	1	0	1	San Francisco Giants @ Philadelphia Phillies Veterans Stadium, Philadelphia, PA Sun Sep 02 1984, 3:33 AM EDT Att: 20,529 - Unknown									
Brad Wellman, R OBP: 0.278, SLG: 0.314 (1, 4) (5, 5)										4	0	0	0	0	1	3										
Dusty Baker Jr., R OBP: 0.378, SLG: 0.347 (1, 9)										4	0	1	0	0	0	3										
Jeffrey Leonard, R OBP: 0.363, SLG: 0.504 (1, 7)										3	1	1	0	1	0	1										
Bob Brently, R OBP: 0.372, SLG: 0.502 (1, 3)										4	1	1	1	0	0	2										
Fran Mullins, R OBP: 0.298, SLG: 0.351 Bob Lacey, R OBP: 0.200, SLG: 0.200 John Rabb, R OBP: 0.292, SLG: 0.328 Mark Davis, L OBP: 0.186, SLG: 0.244 Joel Youngblood, R OBP: 0.334, SLG: 0.367 (1, 5) (5, 1) (7, PH) (7, 1) (8, PH)										2	0	0	0	0	1	0										
Johnnie LeMaster, R OBP: 0.269, SLG: 0.288 (1, 6)										4	1	2	1	0	0	0										
Randy Gomez, R OBP: 0.471, SLG: 0.385 (1, 2)										4	0	3	0	0	0	0										
Jeff Robinson, R OBP: 0.138, SLG: 0.107 Manny Trillo, R OBP: 0.298, SLG: 0.333 (1, 1) (5, PH) (5, 4)										1	0	0	0	0	1	0										
Inning Stats	R: 0 E: 0 K: 0 S: 4	H: 1 LOB: 2 BB: 1 P: 8	R: 0 E: 0 K: 0 S: 3	H: 0 LOB: 0 BB: 0 P: 3	R: 0 E: 0 K: 1 S: 5	H: 0 LOB: 0 BB: 0 P: 5	R: 0 E: 0 K: 0 S: 3	H: 0 LOB: 0 BB: 0 P: 3	R: 0 E: 0 K: 1 S: 6	H: 2 LOB: 1 BB: 0 P: 6	R: 0 E: 0 K: 0 S: 4	H: 0 LOB: 0 BB: 0 P: 3	R: 0 E: 0 K: 1 S: 3	H: 0 LOB: 0 BB: 0 P: 3	R: 0 E: 0 K: 1 S: 6	H: 1 LOB: 2 BB: 1 P: 10		R: 3 E: 0 K: 0 S: 7	H: 4 LOB: 1 BB: 0 P: 7	1B: 5 2B: 4 3B: 0 HR: 0	SF: 0 SAC: 0 DP: 1 HBP: 0	WP: 1 PB: 0 SB: 1 CS: 0	PA: 37			
PITCHER	IP WLS BF H R ER SO BB IBB HBP BLK WP HR S P ERA WHIP	8.1 W 35 9 3 3 3 2 0 0 0 1 0 39 47 3.24 1.320	0.2 0 0 0 0 0 0 0 0 0 0 0 0 2 2 0.00 0.000																							

AB	35
R	3
H	9
RBI	3
BB	2
SO	3
LOB	15



Batter	1	2	3	4	5	6	7	8	9	AB	R	H	RBI	BB	SO	LOB	BOTTOM								
Juan Samuel, R OBP: 0.319, SLG: 0.442 (1, 4)										4	2	2	0	0	2	1	San Francisco Giants @ Philadelphia Phillies Veterans Stadium, Philadelphia, PA Sun Sep 02 1984, 3:33 AM EDT Att: 20,529 - Unknown								
Jeff Stone, L OBP: 0.385, SLG: 0.489 Glenn Wilson, R OBP: 0.273, SLG: 0.371 (1, 7) (7, PH) (8, 9)										3	0	1	1	0	1	1									
Von Hayes, L OBP: 0.373, SLG: 0.472 (1, 8)										3	1	0	0	1	2	3									
Al Oliver, L OBP: 0.340, SLG: 0.370 Francisco Melendez, L (1, 3) (8, 3)										4	0	0	1	0	1	2									
Ozzie Virgil, R OBP: 0.340, SLG: 0.472 (1, 2)										4	2	2	1	0	0	1									
John Russell, R OBP: 0.436, SLG: 0.571 (1, 9) (8, 7)										4	1	2	1	0	1	1									
Rick Schu, R OBP: 0.429, SLG: 1.167 (1, 5)										3	2	2	3	1	0	0									
Steve Jeltz, S (1, 6)										4	0	0	0	0	2	3									
Shane Rawley, R OBP: 0.086, SLG: 0.061 Kevin Gross, R OBP: 0.080, SLG: 0.042 (1, 1) (9, 1)										3	0	1	1	0	1	2									
Inning Stats	R: 1 E: 1 K: 1 S: 6	H: 1 LOB: 0 BB: 0 P: 6	R: 0 E: 0 K: 1 S: 5	H: 0 LOB: 0 BB: 0 P: 5	R: 0 E: 0 K: 2 S: 8	H: 1 LOB: 1 BB: 0 P: 8	R: 2 E: 1 K: 1 S: 7	H: 2 LOB: 2 BB: 2 P: 15	R: 1 E: 0 K: 1 S: 7	H: 2 LOB: 1 BB: 0 P: 7	R: 2 E: 0 K: 2 S: 9	H: 2 LOB: 0 BB: 0 P: 9	R: 0 E: 0 K: 2 S: 7	H: 0 LOB: 0 BB: 0 P: 7	R: 2 E: 0 K: 1 S: 7	H: 2 LOB: 0 BB: 0 P: 7		1B: 6 2B: 2 3B: 1 HR: 1	SF: 1 SAC: 0 DP: 0 HBP: 0	WP: 0 PB: 0 SB: 5 CS: 0	PA: 36				
PITCHER	IP WLS BF H R ER SO BB IBB HBP BLK WP HR S P ERA WHIP	4.0 L 18 4 3 3 3 2 0 0 0 1 0 16 16 13.50 2.000	2.0 0 0 0 0 0 0 0 0 0 0 0 1 14 14 9.00 1.000																						

AB	33
R	8
H	10
RBI	8
BB	2
SO	11
LOB	14



Batter	1	2	3	4	5	6	7	8	9	10	11	12	AB	R	H	RBI	BB	SO	LOB
Bob Dernier, R OBP: 0.361, SLG: 0.367 (1.8)													5	0	1	0	0	2	5
23 Ryne Sandberg, R OBP: 0.374, SLG: 0.534 (1.4)													5	1	0	0	1	0	6
Gary Matthews, R OBP: 0.404, SLG: 0.419 (1.7)													5	1	1	1	1	0	1
Lee Smith, R OBP: 0.091, SLG: 0.091 (12.1)													0	0	0	0	0	0	0
Leon Durham, L OBP: 0.382, SLG: 0.521 (1.3)													6	0	0	1	0	1	4
Keith Moreland, R OBP: 0.336, SLG: 0.444 (9.5)													5	0	0	0	0	1	2
Ron Cey, R OBP: 0.321, SLG: 0.449 (1.5)													3	1	1	1	1	0	0
Henry Cotto, R OBP: 0.343, SLG: 0.323 (9.9)													1	0	1	0	0	0	0
Jody Davis, R OBP: 0.316, SLG: 0.433 (1.2)													4	0	0	0	1	0	1
Larry Bowa, S OBP: 0.258, SLG: 0.257 (1.6)													3	0	2	0	0	0	0
Gary Woods, R OBP: 0.333, SLG: 0.417 (9. PH)													0	0	0	0	0	0	0
Tom Verzer, R OBP: 0.286, SLG: 0.228 (9.0)													1	0	0	0	0	0	0
Rick Sutcliffe, L OBP: 0.238, SLG: 0.267 (1.1)													3	1	1	0	0	1	2
Thad Bosley, L OBP: 0.393, SLG: 0.444 (9. PH)													0	0	0	0	1	0	0
George Frazier, R OBP: 0.286, SLG: 0.286 (9.1)													0	0	0	0	0	0	0
Riche Hebner, L OBP: 0.419, SLG: 0.461 (12. PH)													1	0	0	0	0	0	0
Davey Lopes, R OBP: 0.343, SLG: 0.430 (12.7)													0	0	0	0	0	0	0

Inning Stats	R: 0	H: 1	E: 0	LOB: 1	K: 1	P: 6	R: 1	H: 1	E: 0	LOB: 0	K: 0	P: 4	R: 1	H: 1	E: 0	LOB: 0	K: 0	P: 6	R: 0	H: 0	E: 0	LOB: 0	K: 1	P: 5	R: 0	H: 0	E: 0	LOB: 0	K: 0	P: 3	R: 0	H: 0	E: 0	LOB: 0	K: 0	P: 3	R: 0	H: 1	E: 0	LOB: 0	K: 0	P: 3	R: 1	H: 0	E: 2	LOB: 1	K: 0	P: 6	1B: 3	SF: 0	2B: 3	SAC: 2	3B: 0	DP: 1	HR: 2	HBP: 0	WP: 0	PA: 49
PITCHER	IP	WLS	BF	H	R	ER	SO	BB	IBB	HBP	BLK	WP	HR	S	P	ERA	WHIP	PITCHER																		IP	WLS	BF	H	R	ER	SO	BB	IBB	HBP	BLK	WP	HR	S	P	ERA	WHIP						
John Denny, R (1.1)	6.0		25	5	3	3	3	2	0	0	0	0	0	2	29	3.7	1.167																			2	2	9	9	0.00	0.500																	
Larry Andersen, R (7.1)	2.0		7	1	0	0	1	0	0	0	0	0	0	0	9	9	0.00	0.500																			0	0	9	9	0.00	0.500																
Al Holland, L (9.1)	0.0		2	0	0	0	0	2	0	0	0	0	0	0	0	8	∞	∞																			0	0	0	0	∞	∞																
Bill Campbell, R (9.1)	2.0		7	0	0	0	1	0	1	0	0	0	0	0	8	12	0.00	0.000																			0	0	8	12	0.00	0.000																
Renie Martin, R (11.1)	2.0	L	8	1	1	0	0	0	0	0	0	0	0	0	8	8	0.00	0.500																			0	0	8	8	0.00	0.500																

Chicago Cubs @ Philadelphia Phillies
Veterans Stadium, Philadelphia, PA
Mon Sep 03 1984, 3:33 AM EDT
Att. 28,162 - Unknown


AB 42
R 4
H 7
RBI 3
BB 5
SO 5
LOB 21


Batter	1	2	3	4	5	6	7	8	9	10	11	12	AB	R	H	RBI	BB	SO	LOB
Juan Samuel, R OBP: 0.317, SLG: 0.438 (1.4)													5	0	0	0	0	4	2
Jeff Stone, L OBP: 0.380, SLG: 0.474 (1.7)													5	0	1	0	0	2	0
Von Hayes, L OBP: 0.370, SLG: 0.467 (1.8)													5	0	0	0	0	2	1
Mike Schmidt, R OBP: 0.396, SLG: 0.530 (1.5)														2	1	1	1	1	0
Rick Schu, R OBP: 0.333, SLG: 0.875 (8.5)														2	1	0	0	0	1
Al Oliver, L OBP: 0.338, SLG: 0.371 (1.3)													5	1	1	0	0	2	1
Ozzie Virgil, R OBP: 0.342, SLG: 0.473 (1.2)													4	0	2	2	0	1	0
Glenn Wilson, R OBP: 0.273, SLG: 0.371 (10. PR)													0	0	0	0	0	0	0
Kiko Garcia, R OBP: 0.286, SLG: 0.271 (11.6)													1	0	0	0	0	0	0
John Russell, R OBP: 0.400, SLG: 0.519 (1.9)													5	0	0	0	0	4	2
Steve Jeltz, S (1.6)													1	0	0	0	0	0	0
Greg Gross, L (6. PH)													1	0	0	0	0	0	0
Ivan De Jesus, R (7.6)													1	0	0	0	0	0	0
Tim Corcoran, L (10. PH)													1	0	0	0	0	1	1
Renie Martin, R (11.1)													0	0	0	0	0	0	0
John Denny, R (1.1)	8.0		28	3	3	3	15	1	0	0	0		1	0	0	0	0	0	0
Frankie Rodriguez, L (6. PH)	3.0	W	12	2	0	0	2	1	0	0	0		0	0	0	0	0	0	0
Larry Andersen, R (7.1)	1.0	S	3	0	0	0	2	0	0	0	0		0	0	0	0	0	0	0
Len Matuszek, L (8. PH)																			
Al Holland, R (9.1)																			
Bill Campbell, R (9.1)																			
John Niekamp, R (10. PH)																			
John Niekamp, R (10. PH)																			

Inning Stats	R: 0	H: 0	E: 0	LOB: 0	K: 3	P: 9	R: 0	H: 0	E: 0	LOB: 0	K: 0	P: 7	R: 0	H: 0	E: 0	LOB: 0	K: 0	P: 6	R: 0	H: 0	E: 0	LOB: 0	K: 0	P: 4	R: 0	H: 0	E: 0	LOB: 0	K: 3	P: 9	R: 2	H: 2	E: 0	LOB: 1	K: 3	P: 15	R: 0	H: 0	E: 0	LOB: 0	K: 0	P: 7	R: 0	H: 1	E: 0	LOB: 1	K: 0	P: 4	R: 0	H: 1	E: 0	LOB: 2	K: 2	P: 12	R: 0	H: 0	E: 0	LOB: 0	K: 0	P: 3	R: 0	H: 0	E: 0	LOB: 0	K: 0	P: 7	1B: 3	SF: 0	2B: 1	SAC: 0	3B: 0	DP: 0	HR: 1	HBP: 0	WP: 0	PA: 43
PITCHER	IP	WLS	BF	H	R	ER	SO	BB	IBB	HBP	BLK	WP	HR	S	P	ERA	WHIP	PITCHER																		IP	WLS	BF	H	R	ER	SO	BB	IBB	HBP	BLK	WP	HR	S	P	ERA	WHIP																								
Rick Sutcliffe, R (1.1)	8.0		28	3	3	3	15	1	0	0	0	0	0	1	57	3.38	0.500																			0	1	15	19	0.00	1.000																																			
George Frazier, R (9.1)	3.0	W	12	2	0	0	2	1	0	0	0	0	0	0	15	19	0.00	1.000																			0	0	15	19	0.00	1.000																																		
Lee Smith, R (12.1)	1.0	S	3	0	0	0	2	0	0	0	0	0	0	0	7	7	0.00	0.000																			0	0	7	7	0.00	0.000																																		

Chicago Cubs @ Philadelphia Phillies
Veterans Stadium, Philadelphia, PA
Mon Sep 03 1984, 3:33 AM EDT
Att. 28,162 - Unknown

AB 41
R 3
H 5
RBI 3
BB 2
SO 19
LOB 8

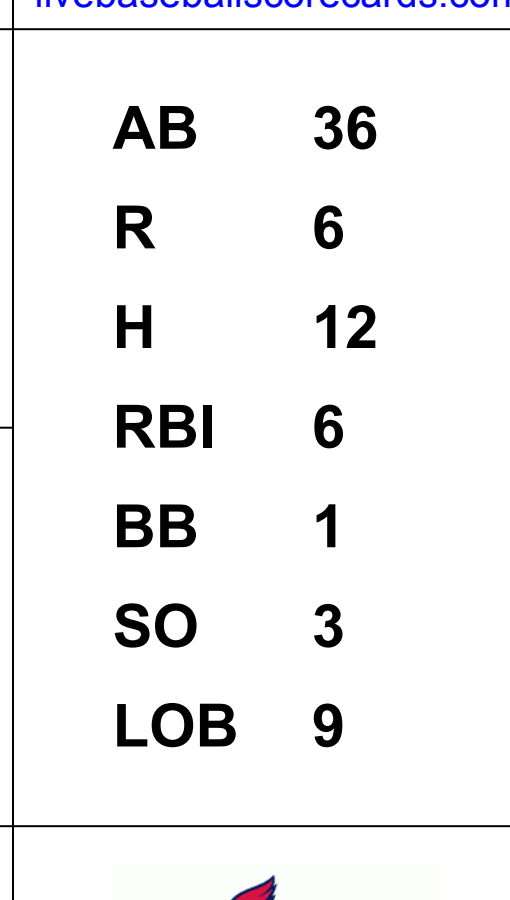
Batter	1	2	3	4	5	6	7	8	9	AB	R	H	RBI	BB	SO	LOB	TOP	
Bob Dernier, R OBP: 0.357, SLG: 0.363 (1, 8)	5-3		K		F9	FC6-4		F8		5	0	0	0	0	1	1	Chicago Cubs @ Philadelphia Phillies Veterans Stadium, Philadelphia, PA Tue Sep 04 1984, 7:05 PM EDT Att: 25,054 - Unknown livebaseballscorecards.com AB 33 R 7 H 8 RBI 7 BB 6 SO 7 LOB 11 	
Davey Lopes, R OBP: 0.344, SLG: 0.434 (1, 4)	1B		5-3		K		K	1B		5	1	2	0	0	2	0		
Gary Matthews, R OBP: 0.407, SLG: 0.421 Henry Cotto, R OBP: 0.340, SLG: 0.321 (1, 7) (8, 7)	4-3		F9			BB	FC6-4	F7		3	2	2	1	1	0	0		
Keith Moreland, R OBP: 0.334, SLG: 0.439 (1, 3) (6, 9)	4-3			P6		1B		F7		4	1	0	0	1	0	3		
Ron Cey, R OBP: 0.324, SLG: 0.457 Dan Rohr, L OBP: 0.133, SLG: 0.357 (1, 5) (7, 5)	HR			FC5	BB	2B	FC6-4			3	2	2	3	1	0	1		
Gary Woods, R OBP: 0.343, SLG: 0.430 Tom Verzyer, R OBP: 0.281, SLG: 0.224 (1, 9) (6, 6)	3-H		K	FC5	BB	1B	SF9	5-3		2	1	1	1	1	1	0		
Jody Davis, R OBP: 0.316, SLG: 0.430 (1, 2)		K		F5		1B	IBB	K		3	0	0	0	1	2	2		
Larry Bowa, S OBP: 0.257, SLG: 0.256 Leon Durham, L OBP: 0.365, SLG: 0.523 (1, 6) (6, PH) (6, 3)	6-3			FC5		FC6-4	1B			2	0	0	0	0	0	2		
Scott Sanderson, R OBP: 0.209, SLG: 0.132 (1, 1)		F7			P5	SF9		K		3	0	0	1	0	1	1		
Inning Stats	R: 3 E: 0 K: 1 S: 8	H: 3 LOB: 0 BB: 0 P: 8	R: 0 E: 0 K: 1 S: 5	H: 0 LOB: 0 BB: 0 P: 5	R: 0 E: 0 K: 1 S: 5	H: 0 LOB: 2 BB: 2 P: 11	R: 0 E: 0 K: 0 S: 5	H: 0 LOB: 1 BB: 3 P: 17	R: 0 E: 0 K: 2 S: 7	H: 0 LOB: 1 BB: 1 P: 11	R: 0 E: 0 K: 0 S: 4	H: 1 LOB: 1 BB: 0 P: 4	R: 0 E: 0 K: 0 S: 4	H: 1 LOB: 1 BB: 0 P: 4	1B: 5 2B: 2 3B: 0 HR: 1	SF: 1 SAC: 0 DP: 0 HBP: 0		WP: 0 PA: 40 PB: 0 SB: 0 CS: 0
PITCHER	IP WLS BF H R ER SO BB IBB HBP BLK WP HR S P ERA WHIP	IP WLS BF H R ER SO BB IBB HBP BLK WP HR S P ERA WHIP															IP WLS BF H R ER SO BB IBB HBP BLK WP HR S P ERA WHIP	
Steve Carlton, L ERA: 3.52 (1, 1)	5.0	7	24	5	7	7	4	4	0	0	0	0	0	0	0	0	12.60	1.800
Kevin Gross, R ERA: 4.1 (6, 1)	2.0	8	2	0	0	1	0	1	0	0	0	0	0	0	9	13	0.00	1.000
Tug McGraw, L ERA: 4.13 (8, 1)	2.0	8	1	0	0	2	1	0	0	0	0	0	0	11	15	0.00	1.000	

Batter	1	2	3	4	5	6	7	8	9	AB	R	H	RBI	BB	SO	LOB	BOTTOM		
Juan Samuel, R OBP: 0.316, SLG: 0.436 (1, 4)	4-3		F8		6-3		1B		K	5	0	1	0	0	1	1	Chicago Cubs @ Philadelphia Phillies Veterans Stadium, Philadelphia, PA Tue Sep 04 1984, 7:05 PM EDT Att: 25,054 - Unknown livebaseballscorecards.com AB 40 R 2 H 13 RBI 2 BB 1 SO 7 LOB 22 		
Jeff Stone, L OBP: 0.390, SLG: 0.475 (1, 7)	4-3				S		1B		E1	4	1	2	0	1	0	0			
Von Hayes, L OBP: 0.370, SLG: 0.469 (1, 8)			G3		F8		F8		1B	5	1	2	1	0	0	5			
Mike Schmidt, R OBP: 0.383, SLG: 0.525 Tug McGraw, R OBP: 0.500, SLG: 0.500 Francisco Melendez, L (1, 5) (8, PH) (9, PH)	P6			6-3		F8	K		F7	4	0	0	0	0	1	3			
Al Oliver, L OBP: 0.341, SLG: 0.374 (1, 3)		6-3			1B		1B		3-1	5	0	3	1	0	0	0			
Ozzie Virgil, R OBP: 0.343, SLG: 0.472 (1, 2)	K				1B		K		1B	5	0	2	0	0	2	2			
John Russell, R OBP: 0.406, SLG: 0.517 (1, 9)			K		F9		1B			4	0	2	0	0	1	2			
Steve Jeltz, S OBP: 0.167, SLG: 0.167 Len Matuszek, L OBP: 0.353, SLG: 0.453 Ivan De Jesus, R OBP: 0.329, SLG: 0.313 Tim Corcoran, L OBP: 0.430, SLG: 0.500 Kiko Garcia, R OBP: 0.286, SLG: 0.271 (1, 6) (4, PH) (5, 6) (8, PH) (9, 6)					F7		1-3		K	1	0	1	0	0	0	0			
Steve Carlton, L OBP: 0.211, SLG: 0.257 Kevin Gross, R OBP: 0.080, SLG: 0.042 Greg Gross, L OBP: 0.394, SLG: 0.367 Rick Schu, R OBP: 0.300, SLG: 0.778 (1, 1) (6, 1) (7, PH) (8, 5)			SH1-3		F9		F9		K	1	0	0	0	0	0	0			
Inning Stats	R: 0 E: 0 K: 0 S: 4	H: 1 LOB: 1 BB: 0 P: 4	R: 0 E: 0 K: 2 S: 7	H: 0 LOB: 0 BB: 0 P: 7	R: 0 E: 0 K: 0 S: 4	H: 1 LOB: 2 BB: 1 P: 8	R: 0 E: 0 K: 0 S: 5	H: 2 LOB: 2 BB: 0 P: 5	R: 0 E: 0 K: 1 S: 7	H: 2 LOB: 2 BB: 0 P: 7	R: 0 E: 0 K: 1 S: 7	H: 2 LOB: 2 BB: 0 P: 7	R: 0 E: 0 K: 2 S: 9	H: 2 LOB: 2 BB: 0 P: 9	R: 2 E: 1 K: 1 S: 8	H: 2 LOB: 1 BB: 0 P: 8		1B: 12 2B: 1 3B: 0 HR: 0	SF: 0 SAC: 1 DP: 0 HBP: 0
PITCHER	IP WLS BF H R ER SO BB IBB HBP BLK WP HR S P ERA WHIP	IP WLS BF H R ER SO BB IBB HBP BLK WP HR S P ERA WHIP															IP WLS BF H R ER SO BB IBB HBP BLK WP HR S P ERA WHIP		
Scott Sanderson, R ERA: 3.25 (1, 1)	9.0	13	42	7	2	0	7	1	0	0	0	0	0	0	55	59	0.00	1.556	

Batter	1	2	3	4	5	6	7	8	9	AB	R	H	RBI	BB	SO	LOB	TOP										
Juan Samuel, R (1,4) OBP: 0.313, SLG: 0.432	K2-3	E5	F9			K			5-3	5	0	0	0	0	2	2	Philadelphia Phillies @ St. Louis Cardinals Busch Stadium, St. Louis, MO Wed Sep 05 1984, 7:05 PM CDT Att: 13,171 - Unknown										
Rick Schu, R (1,5) OBP: 0.333, SLG: 0.583	F3			F8		F4			FC6-4 BB	3	0	0	0	2	0												
Von Hayes, L (1,8) OBP: 0.388, SLG: 0.466	HR 1B	L6		G3			3-1		FC6-4 1-2	5	1	1	0	0	2												
Ozzie Virgil, R (1,2) OBP: 0.344, SLG: 0.471	HR BB			F8			5-3			3	2	1	0	1	0												
John Wockenfuss, R (1,3) OBP: 0.378, SLG: 0.429 Len Matuszek, L (7,PH) OBP: 0.352, SLG: 0.452	HR		K		5-3		K			3	1	1	3	0	1	1											
Glenn Wilson, R (1,9) OBP: 0.275, SLG: 0.370	HR 1B			4-3			BB S		K	3	0	1	0	1	1												
John Russell, R (1,7) OBP: 0.412, SLG: 0.500	BB					F9			5-3	2	1	0	0	2	0	1											
Steve Jeltz, S (1,6) OBP: 0.200, SLG: 0.200	G3					5-3			4-3	4	0	1	1	0	0	3											
Jerry Koosman, R (1,1) OBP: 0.118, SLG: 0.104 Larry Andersen, R (9,1) Al Holland, R (9,1)		5-3				F6			L5	4	0	1	1	0	0	0											
										0	0	0	0	0	0	0											
										0	0	0	0	0	0	0											
Inning Stats	R: 3 E: 0 K: 1 S: 8	H: 3 LOB: 2 BB: 2 P: 16	R: 0 E: 1 K: 0 S: 3	H: 0 LOB: 1 BB: 1 P: 7	R: 2 E: 0 K: 1 S: 8	H: 3 LOB: 2 BB: 1 P: 12	R: 0 E: 0 K: 0 S: 3	H: 0 LOB: 0 BB: 0 P: 3	R: 0 E: 0 K: 0 S: 3	H: 0 LOB: 1 BB: 1 P: 7	R: 0 E: 0 K: 1 S: 5	H: 0 LOB: 0 BB: 0 P: 5	R: 0 E: 0 K: 1 S: 5	H: 0 LOB: 0 BB: 0 P: 5	R: 0 E: 0 K: 1 S: 5	H: 0 LOB: 1 BB: 1 P: 7	R: 0 E: 0 K: 1 S: 3	H: 0 LOB: 1 BB: 1 P: 7	1B: 5 2B: 0 3B: 0 HR: 1	SF: 0 SAC: 0 DP: 0 HBP: 0	WP: 0 PB: 0 SB: 2 CS: 1	PA: 39					
PITCHER	IP	WLS	BF	H	R	ER	SO	BB	IBB	HBP	BLK	WP	HR	S	P	ERA	WHIP										
Dave LaPoint, L (1,1) ERA: 4.15	2.2		18	6	5	5	2	3	1	0	0	0	1	18	34	16.88	3.375										
Neil Allen, R (3,1) ERA: 3.54	5.1		17	0	0	0	3	1	0	0	0	0	0	22	26	0.00	0.188										
Dave Rucker, L (9,1) ERA: 2.03	1.0	W	4	0	0	0	0	1	0	0	0	0	0	3	7	0.00	1.000										

Batter	1	2	3	4	5	6	7	8	9	AB	R	H	RBI	BB	SO	LOB	BOTTOM										
Willie McGee, S (1,8) OBP: 0.318, SLG: 0.395	1B 3B					2B 1B				5	2	5	1	0	0	0	Philadelphia Phillies @ St. Louis Cardinals Busch Stadium, St. Louis, MO Wed Sep 05 1984, 7:05 PM CDT Att: 13,171 - Unknown										
Tom Herr, S (1,4) OBP: 0.325, SLG: 0.333			F7			1B			1B 3H	4	0	2	2	0	2												
Terry Pendleton, S (1,5) OBP: 0.352, SLG: 0.382	G5-4-3 1B 3H					2B				4	0	1	0	0	0	2											
Lonnie Smith, R (1,7) OBP: 0.361, SLG: 0.353	6-3					L5			FC5-4 1B	4	1	0	0	0	2												
David Green, R (1,3) OBP: 0.300, SLG: 0.433						K			FC6-4 1B	4	1	0	0	0	1	1											
Tito Landrum, R (1,9) OBP: 0.336, SLG: 0.404 Steve Braun, L (9,PH) OBP: 0.376, SLG: 0.291	6-3					F8			FC6-4 G6-4-3 1-2	3	0	0	0	0	1												
Ozzie Smith, S (1,6) OBP: 0.336, SLG: 0.322 Mike Jorgensen, L (9,PH) OBP: 0.346, SLG: 0.340 Bill Lyons, R (9,PH) OBP: 0.233, SLG: 0.154	L5					6-3			1B 1B BB	3	0	0	0	0	1												
Tom Nieto, R (1,2) OBP: 0.333, SLG: 0.465 Darrell Porter, L (9,2) OBP: 0.332, SLG: 0.366			F2			K			1B 1B	0	0	0	0	0	0												
Dave LaPoint, L (1,1) OBP: 0.094, SLG: 0.078 Neil Allen, R (3,1) OBP: 0.273, SLG: 0.364 Art Howe, R (9,PH) OBP: 0.313, SLG: 0.289 Dave Rucker, L (9,1) OBP: 0.143, SLG: 0.143 Andy Van Slyke, L (9,PH) OBP: 0.247, SLG: 0.337						6-3			1B	2	0	0	0	0	0	0											
										2	0	0	0	0	0	0											
										1	0	0	0	0	0	0											
										1	0	0	0	0	0	0											
										1	0	1	2	0	0	0											
Inning Stats	R: 1 E: 0 K: 0 S: 4	H: 2 LOB: 0 BB: 0 P: 4	R: 0 E: 0 K: 0 S: 3	H: 0 LOB: 0 BB: 0 P: 3	R: 0 E: 0 K: 0 S: 4	H: 1 LOB: 1 BB: 0 P: 4	R: 0 E: 0 K: 1 S: 5	H: 0 LOB: 0 BB: 0 P: 5	R: 0 E: 0 K: 1 S: 5	H: 0 LOB: 0 BB: 0 P: 5	R: 1 E: 0 K: 1 S: 7	H: 2 LOB: 1 BB: 0 P: 7	R: 0 E: 0 K: 0 S: 3	H: 1 LOB: 0 BB: 0 P: 3	R: 0 E: 0 K: 0 S: 4	H: 1 LOB: 1 BB: 0 P: 4	R: 4 E: 0 K: 0 S: 7	H: 5 LOB: 2 BB: 1 P: 11	1B: 10 2B: 1 3B: 1 HR: 0	SF: 0 SAC: 0 DP: 2 HBP: 0	WP: 0 PB: 0 SB: 1 CS: 0	PA: 37					
PITCHER	IP	WLS	BF	H	R	ER	SO	BB	IBB	HBP	BLK	WP	HR	S	P	ERA	WHIP										
Jerry Koosman, L (1,1) ERA: 3.03			30	8	3	3	3	0	0	0	0	0	0	36	36	3.38	1.000										
Larry Andersen, R (9,1) ERA: 1.94	0.2		3	0	0	0	0	1	0	0	0	0	0	2	6	0.00	1.500										
Al Holland, L (9,1) ERA: 3.35	0.0	L	4	4	3	3	0	0	0	0	0	0	0	4	4	∞	∞										

AB	33
R	5
H	6
RBI	5
BB	6
SO	5
LOB	10



Batter	1	2	3	4	5	6	7	8	9	AB	R	H	RBI	BB	SO	LOB	TOP										
Juan Samuel, R OBP: 0.315, SLG: 0.437	F4	5-3		CS	1B		4-3	1B	1B	5	1	3	0	0	0	1	Philadelphia Phillies @ St. Louis Cardinals Busch Stadium, St. Louis, MO Thu Sep 06 1984, 7:05 PM CDT Att: 14,524 - Unknown										
Jeff Stone, L OBP: 0.385, SLG: 0.466	G3		1-3		3B		4-3		1B	4	0	1	1	0	0	1											
Glenn Wilson, R OBP: 0.275, SLG: 0.370										0	0	0	0	0	0	0											
Mike Schmidt, R OBP: 0.384, SLG: 0.526					1B					1	0	1	0	0	0	0											
Luis Aquayo, R OBP: 0.373, SLG: 0.493									1B	0	0	0	0	0	0	0											
Von Hayes, L OBP: 0.370, SLG: 0.466	1B			1B			F3		G3	4	1	2	0	1	0	3											
Al Oliver, L OBP: 0.340, SLG: 0.373	E5				G3-6-1					4	0	1	1	0	0	3											
Bill Campbell, R OBP: 0.341, SLG: 0.466	F8				F2				F4	4	0	0	0	0	1	3											
John Russell, R OBP: 0.403, SLG: 0.531							F3		HR	4	1	1	1	0	2	0											
Rick Schu, R OBP: 0.368, SLG: 0.750	SF9				HR		F7		K	4	2	2	1	0	1	0											
Steve Jeltz, S OBP: 0.231, SLG: 0.231	E1						4-3		F9	3	0	1	0	0	0	1											
Greg Gross, L OBP: 0.392, SLG: 0.365					CS					1	0	0	0	0	0	0											
Charles Hudson, S OBP: 0.106, SLG: 0.174	SF9								F8	2	0	0	1	0	2	1											
Len Matuszek, L OBP: 0.350, SLG: 0.450							K			1	0	0	0	0	0	0											
Inning Stats	R: 0 E: 1 K: 0 S: 5	H: 1 LOB: 2 BB: 0 P: 5	R: 1 E: 1 K: 1 S: 7	H: 1 LOB: 1 BB: 0 P: 7	R: 1 E: 0 K: 1 S: 6	H: 2 LOB: 0 BB: 0 P: 6	R: 1 E: 0 K: 2 S: 8	H: 2 LOB: 0 BB: 0 P: 8	R: 1 E: 0 K: 0 S: 4	H: 2 LOB: 1 BB: 1 P: 8	R: 0 E: 0 K: 1 S: 3	H: 0 LOB: 0 BB: 0 P: 3	R: 0 E: 0 K: 1 S: 6	H: 1 LOB: 1 BB: 0 P: 6	R: 1 E: 0 K: 1 S: 6	H: 1 LOB: 0 BB: 0 P: 6	R: 0 E: 0 K: 0 S: 5	H: 2 LOB: 2 BB: 0 P: 5	1B: 9 2B: 0 3B: 1 HR: 2	SF: 1 SAC: 0 DP: 1 HBP: 0	WP: 0 PB: 0 SB: 4 CS: 1	PA: 40					
PITCHER	IP	WLS	BF	H	R	ER	SO	BB	IBB	HBP	BLK	WP	HR	S	P	ERA	WHIP	PITCHER									
Kurt Kephshire, R ERA: 3.82	4.0		21	8	4	3	4	1	0	0	0	0	1	28	32	6.75	2.250										
Dave Vonohlen, L ERA: 3.09	0.2		1	0	0	0	0	0	0	0	0	0	0	1	1	0.00	0.000										
Jeff Lahti, R ERA: 2.93	2.1		8	1	0	0	1	0	0	0	0	0	0	10	10	0.00	0.429										
Bob Forsch, R ERA: 5.56	1.0	W	4	1	1	1	1	0	0	0	0	0	1	6	6	9.00	1.000										
Bruce Sutter, R ERA: 1.32	1.0	S	5	2	0	0	0	0	0	0	0	0	0	5	5	0.00	2.000										

Batter	1	2	3	4	5	6	7	8	9	AB	R	H	RBI	BB	SO	LOB	BOTTOM										
Willie McGee, S OBP: 0.319, SLG: 0.396	BLK		BB		F4		6-3			4	2	2	0	0	0	1	Philadelphia Phillies @ St. Louis Cardinals Busch Stadium, St. Louis, MO Thu Sep 06 1984, 7:05 PM CDT Att: 14,524 - Unknown										
Tom Herr, S OBP: 0.325, SLG: 0.331	6-3		BB		4-3		G3			3	1	0	0	1	0	3											
Terry Pendleton, S OBP: 0.360, SLG: 0.387	K		BB							3	1	2	0	1	1	1											
Darrell Porter, L OBP: 0.336, SLG: 0.369			BB							3	1	2	3	1	1	1											
Lonnie Smith, R OBP: 0.359, SLG: 0.350	F9									3	0	0	0	0	2	3											
Tito Landrum, R OBP: 0.336, SLG: 0.404										0	0	0	0	0	0	0											
Andy Van Slyke, L OBP: 0.343, SLG: 0.333										3	0	0	1	0	1	2											
David Green, R OBP: 0.300, SLG: 0.430	F8				F7		6-3			3	1	0	0	1	0	0											
Ozzie Smith, S OBP: 0.333, SLG: 0.320	G3				F5					3	0	0	0	0	0	0											
Mike Jorgensen, L OBP: 0.322, SLG: 0.368										1	0	1	2	0	0	0											
Bruce Sutter, R ERA: 1.32										0	0	0	0	0	0	0											
Kurt Kephshire, L ERA: 3.82										2	0	0	0	0	1	0											
Dave Vonohlen, L ERA: 3.09										0	0	0	0	0	0	0											
Jeff Lahti, R ERA: 2.93										0	0	0	0	0	0	0											
Steve Brantley, R OBP: 0.206, SLG: 0.299										0	0	0	0	0	1	0											
Bill Lyons, R OBP: 0.226, SLG: 0.154										0	0	0	0	0	0	0											
Bob Forsch, R ERA: 5.56										0	0	0	0	0	0	0											
Art Howe, R OBP: 0.231, SLG: 0.287										1	0	0	0	0	0	1											
Inning Stats	R: 1 E: 0 K: 1 S: 7	H: 2 LOB: 1 BB: 0 P: 7	R: 0 E: 0 K: 1 S: 5	H: 0 LOB: 0 BB: 0 P: 5	R: 2 E: 0 K: 2 S: 9	H: 2 LOB: 2 BB: 2 P: 17	R: 0 E: 0 K: 0 S: 3	H: 0 LOB: 0 BB: 0 P: 3	R: 0 E: 0 K: 1 S: 6	H: 1 LOB: 1 BB: 0 P: 6	R: 0 E: 0 K: 1 S: 5	H: 0 LOB: 0 BB: 0 P: 5	R: 0 E: 0 K: 0 S: 3	H: 0 LOB: 1 BB: 1 P: 7	R: 3 E: 0 K: 0 S: 5	H: 2 LOB: 1 BB: 2 P: 13	R: 0 E: 0 K: 0 S: 5	H: 2 LOB: 2 BB: 0 P: 5	1B: 6 2B: 0 3B: 1 HR: 0	SF: 1 SAC: 1 DP: 0 HBP: 0	WP: 0 PB: 0 SB: 1 CS: 0	PA: 36					
PITCHER	IP	WLS	BF	H	R	ER	SO	BB	IBB	HBP	BLK	WP	HR	S	P	ERA	WHIP	PITCHER									
Charles Hudson, R ERA: 4.39	7.0		29	5	3	3	6	3	0	0	0	0	0	2	2	3.86	1.143										
Bill Campbell, R ERA: 3.15	1.0	L	7	2	3	3	0	2	0	0	0	0	0	5	13	27.00	4.000										

Batter	1	2	3	4	5	6	7	8	9	AB	R	H	RBI	BB	SO	LOB	TOP	
Juan Samuel, R (1.4) OBP: 0.315, SLG: 0.441	5-3		FC4-6					L6		4	1	1	1	0	0	1	Philadelphia Phillies @ Montreal Expos Olympic Stadium, Montreal, QB Fri Sep 07 1984, 7:05 PM EDT Att: 15,182 - Unknown	
Jeff Stone, L (1.7) OBP: 0.381, SLG: 0.458	F8		F8				1B	3-1		4	0	1	0	0	0	0		
Von Hayes, L (1.8) OBP: 0.371, SLG: 0.466	F4-3						F3			4	0	2	0	0	0	1		
Mike Schmidt, R (1.5) OBP: 0.383, SLG: 0.524								1B		4	0	1	0	0	1	3		
Al Oliver, L (1.3) OBP: 0.337, SLG: 0.369										4	0	0	0	0	1	3		
Ozzie Virgil, R (1.2) OBP: 0.339, SLG: 0.462										3	0	0	0	0	1	2		
John Russell, R (1.9) OBP: 0.387, SLG: 0.507										3	0	0	0	0	1	1		
Steve Jeltz, S (1.6) OBP: 0.200, SLG: 0.200										2	0	0	0	0	0	0		
Greg Gross, L (7, PH) OBP: 0.390, SLG: 0.363										1	0	0	0	0	0	0		
Kevin Gross, R (7, 1) OBP: 0.080, SLG: 0.042										0	0	0	0	0	0	0		
Steve Fireovid, S (8, 1)										0	0	0	0	0	0	0		
Shane Rawley, R (1, 1) OBP: 0.108, SLG: 0.086										2	0	1	0	0	0	0		
Ivan De Jesus, R (7, 6) OBP: 0.328, SLG: 0.312										1	0	0	0	0	0	0		
Inning Stats	R: 0 E: 0 K: 0 S: 3	H: 0 LOB: 0 BB: 0 P: 3	R: 0 E: 0 K: 2 S: 8	H: 1 LOB: 1 BB: 0 P: 8	R: 1 E: 0 K: 0 S: 4	H: 1 LOB: 0 BB: 0 P: 4	R: 0 E: 0 K: 0 S: 4	H: 1 LOB: 1 BB: 0 P: 4	R: 0 E: 0 K: 1 S: 6	H: 0 LOB: 0 BB: 0 P: 3	R: 0 E: 0 K: 0 S: 3	H: 0 LOB: 0 BB: 0 P: 3	R: 0 E: 0 K: 0 S: 3	H: 1 LOB: 0 BB: 0 P: 3	1B: 5 2B: 0 3B: 0 HR: 1	SF: 0 SAC: 0 DP: 1 HBP: 0	WP: 0 PB: 0 SB: 0 CS: 0	PA: 32
PITCHER	IP WLS BF H R ER SO BB IBB HBP BLK WP HR S P ERA WHIP																	
Bryn Smith, R (1, 1) ERA: 2.96	8.0 W 29 5 1 1 4 0 0 0 0 0 1 37 37 1.12 0.625																	
Gary Lucas, L (9, 1) ERA: 2.96	1.0 3 1 0 0 0 0 0 0 0 0 0 3 3 0.00 1.000																	

Batter	1	2	3	4	5	6	7	8	9	AB	R	H	RBI	BB	SO	LOB	BOTTOM			
Tim Raines, S (1, 8) OBP: 0.398, SLG: 0.420	F3		F3							4	0	1	0	0	0	2	Philadelphia Phillies @ Montreal Expos Olympic Stadium, Montreal, QB Fri Sep 07 1984, 7:05 PM EDT Att: 15,182 - Unknown			
Wallace Johnson, S (1, 3) OBP: 0.500, SLG: 0.429	F7		FC5							4	1	1	0	0	1	2				
Andre Dawson, R (1, 9) OBP: 0.297, SLG: 0.392	F9									4	2	2	4	0	0	3				
Gary Carter, R (1, 2) OBP: 0.370, SLG: 0.493			F7		F8					3	0	0	1	0	0	0				
Jim Wohlford, R (1, 7) OBP: 0.313, SLG: 0.386										4	2	3	2	0	0	3				
Tim Lincecum, R (1, 5) OBP: 0.327, SLG: 0.428										4	0	1	0	0	1	1				
Doug Flynn, R (1, 4) OBP: 0.261, SLG: 0.275										4	0	0	0	0	1	2				
Angel Salazar, R (1, 6) OBP: 0.171, SLG: 0.201										4	0	1	0	0	0	1				
Bryn Smith, R (1, 1) OBP: 0.231, SLG: 0.213										3	2	2	0	0	1	0				
Mike Stenhouse, L (8, PH) OBP: 0.302, SLG: 0.317										1	0	0	0	0	0	1				
Gary Lucas, L (9, 1) ERA:										0	0	0	0	0	0	0				
Inning Stats	R: 0 E: 0 K: 0 S: 3	H: 0 LOB: 0 BB: 0 P: 3	R: 0 E: 0 K: 1 S: 6	H: 1 LOB: 1 BB: 0 P: 6	R: 3 E: 0 K: 0 S: 6	H: 3 LOB: 0 BB: 0 P: 6	R: 1 E: 0 K: 0 S: 4	H: 1 LOB: 0 BB: 0 P: 4	R: 0 E: 0 K: 2 S: 7	H: 0 LOB: 0 BB: 0 P: 7	R: 2 E: 0 K: 0 S: 5	H: 2 LOB: 0 BB: 0 P: 5	R: 1 E: 0 K: 0 S: 6	H: 3 LOB: 3 BB: 0 P: 7	R: 0 E: 0 K: 1 S: 6	H: 1 LOB: 1 BB: 0 P: 6	1B: 7 2B: 0 3B: 0 HR: 4	SF: 0 SAC: 0 DP: 0 HBP: 1	WP: 0 PB: 0 SB: 0 CS: 0	PA: 36
PITCHER	IP WLS BF H R ER SO BB IBB HBP BLK WP HR S P ERA WHIP																			
Shane Rawley, L (1, 1) ERA: 4.64	6.0 L 25 7 6 6 3 0 0 0 0 0 4 31 31 9.00 1.167																			
Kevin Gross, R (7, 1) ERA: 4.14	1.0 7 3 1 1 0 0 0 0 1 0 0 0 6 7 9.00 3.000																			
Steve Fireovid, R (8, 1) ERA:	1.0 4 1 0 0 0 1 0 0 0 0 0 0 6 6 0.00 1.000																			

Batter	1	2	3	4	5	6	7	8	9	10	11	AB	R	H	RBI	BB	SO	LOB	TOP	
Juan Samuel, R OBP: 0.316, SLG: 0.440	F3		HR	FC4-2 1B		F9			K2-3	K		6	1	2	0	0	2	3		
Jeff Stone, L OBP: 0.382, SLG: 0.453	F4-3		F6	FC4-2 1B			F6		K	F7		6	0	0	0	0	1	6		
Kiko Garcia, R OBP: 0.286, SLG: 0.271												0	0	0	0	0	0	0		
Von Hayes, L OBP: 0.372, SLG: 0.462	S 1B		F3	F4			5-3		2B		F8	5	1	1	0	1	0	4		
Mike Schmidt, R OBP: 0.380, SLG: 0.527	6-3				F3				2B			5	1	2	3	0	1	1		
Rick Schu, R OBP: 0.400, SLG: 0.765			HR				K		WP BLK 2B		2B SF9 1B	1	2	1	0	0	0	0		
Tim Corcoran, L OBP: 0.433, SLG: 0.488		1B FC6-4 BB			F8				F9	FC4-6 BB		2	1	0	0	3	0	0		
Glenn Wilson, R OBP: 0.277, SLG: 0.375											2B	1	0	1	0	0	0	0		
Greg Gross, L OBP: 0.382, SLG: 0.355	F9				6-3				F9	FC4-6		5	0	0	0	0	1	4		
Larry Andersen, R OBP: 0.348, SLG: 0.480			K									0	0	0	0	0	0	0		
Sixto Lezcano, R OBP: 0.367, SLG: 0.480											IBB	0	0	0	0	1	0	0		
John Wockenfuss, R OBP: 0.386, SLG: 0.434						F7						3	0	2	0	1	0	0		
Steve Jeltz, S OBP: 0.167, SLG: 0.167												1	0	0	0	0	0	0		
John Russell, R OBP: 0.382, SLG: 0.507	FC6-4 1B			1B FC4-2 1B							SF9	0	0	0	1	0	0	0		
Kevin Gross, R OBP: 0.080, SLG: 0.042												0	0	0	0	0	0	0		
Ivan De Jesus, R OBP: 0.328, SLG: 0.310												2	0	0	1	1	0	1		
Al Oliver, L OBP: 0.338, SLG: 0.369	FC6-4					F6					3-1	1	0	1	0	0	0	0		
Ozzie Virgil, R OBP: 0.341, SLG: 0.461				FC4-2 1B								0	0	0	0	1	0	0		
Luis Aguayo, R OBP: 0.073, SLG: 0.493												0	0	0	0	0	0	0		
Michael LaValliere, L OBP: 0.125, SLG: 0.260												0	0	0	0	0	0	0		
Steve Carlton, L OBP: 0.215, SLG: 0.260												3	0	1	0	0	1	3		
Len Matuszek, L OBP: 0.348, SLG: 0.446	5-3											1	0	0	0	0	1	2		
Bill Campbell, R OBP: 0.500, SLG: 0.500												0	0	0	0	0	0	0		
Tug McGraw, R OBP: 0.500, SLG: 0.500												0	0	0	0	0	0	0		
Francisco Melendez, L OBP: 0.500, SLG: 0.500												0	0	0	0	1	0	0		
Inning Stats	R: 0 E: 0 K: 0 S: 4	H: 1 LOB: 1 BB: 0 P: 4	R: 1 E: 0 K: 0 S: 4	H: 1 LOB: 1 BB: 1 P: 8	R: 2 E: 0 K: 1 S: 7	H: 2 LOB: 3 BB: 1 P: 11	R: 0 E: 0 K: 0 S: 3	H: 0 LOB: 0 BB: 0 P: 3	R: 0 E: 0 K: 1 S: 4	H: 1 LOB: 2 BB: 1 P: 10	R: 2 E: 0 K: 2 S: 8	H: 1 LOB: 2 BB: 2 P: 16	R: 0 E: 0 K: 1 S: 5	H: 0 LOB: 2 BB: 2 P: 13	R: 1 E: 0 K: 0 S: 5	H: 2 LOB: 2 BB: 1 P: 9	1B: 7 2B: 3 3B: 0 HR: 1	SF: 1 SAC: 0 DP: 0 HBP: 0	WP: 1 PB: 0 SB: 1 CS: 0	PA: 53
PITCHER	IP ERA WLS BF H R ER SO BB IBB HBP BLK WP HR S P ERA WHIP	IP ERA WLS BF H R ER SO BB IBB HBP BLK WP HR S P ERA WHIP																		
Bill Gullickson, R ERA: 3.39	8.0	3.38	11	8	3	4	36	1	40	0	1	0	13	29	9.00	2.500				
Bob James, R ERA: 3.47	2.0	3.47	1	2	2	3	4	0	0	1	1	0	3	7	27.00	6.000				
Joe Hesketh, L ERA: 2.08	0.1	2.08	L	4	2	1	1	0	0	0	0	0	0	3	7	27.00	6.000			
Rick Grapenthin, R ERA: 4.05	0.2	4.05		0	0	0	0	0	0	0	0	0	0	2	2	0.00	0.000			

Philadelphia Phillies @ Montreal Expos
Olympic Stadium, Montreal, QB
Sun Sep 09 1984, 3:33 AM EDT
Att: 31,348 - Unknown

AB 43
R 6
H 11
RBI 5
BB 9
SO 7
LOB 26



Batter	1	2	3	4	5	6	7	8	9	10	11	AB	R	H	RBI	BB	SO	LOB	BOTTOM					
Tim Raines, S OBP: 0.398, SLG: 0.424	5-3		FC4-6 1B		F8		SF9 3B	K			F5	6	1	2	0	0	1	3						
Jim Wohlford, R OBP: 0.312, SLG: 0.390	2B		FC4-6 BB		6-3		SF9		F8			5	1	2	1	0	0	2						
Andre Dawson, R OBP: 0.299, SLG: 0.396												6	1	2	1	0	1	4						
Gary Carter, R OBP: 0.370, SLG: 0.490	F4											4	1	1	0	1	0	1						
Tim Wallach, R OBP: 0.326, SLG: 0.427	6-3		K2-3			SF7		5-3			F4	4	0	0	1	0	1	4						
Bobby Ramos, R OBP: 0.244, SLG: 0.277												4	1	1	0	0	0	1						
Dan Driessen, L OBP: 0.353, SLG: 0.434	F9				4-3		5-3					1	0	0	0	0	0	0						
Doug Flynn, R OBP: 0.268, SLG: 0.283												5	0	2	1	0	0	0						
Joe Hesketh, R OBP: 0.353, SLG: 0.434	F8				F5-3							0	0	0	0	0	0	0						
Rick Grapenthin, R OBP: 0.353, SLG: 0.434												0	0	0	0	0	0	0						
Mike Ramsey, S OBP: 0.195, SLG: 0.211												4	0	2	1	0	1	0						
Wallace Johnson, S OBP: 0.556, SLG: 0.429	K				6-3							0	0	0	0	1	0	0						
Bill Gullickson, R ERA: 3.57	7.0	3.57	4	3	1	0	3	1	40	0	4	4	27.00	9.000										
Bill Campbell, R ERA: 3.25	0.1	3.25		0	0	0	1	0	0	0	0	0	0	4	4	0.00	0.000							
Tug McGraw, L ERA: 3.96	0.2	3.96		0	0	0	1	0	0	0	0	0	0	6	6	0.00	0.000							
Larry Andersen, R ERA: 1.89	2.0	1.89	W	6	0	0	0	0	0	0	0	0	0	6	6	0.00	0.000							
Kevin Gross, R ERA: 4.11	1.0	4.11	S	5	1	0	0	0	1	0	0	0	0	4	8	0.00	2.000							
Inning Stats	R: 1 E: 0 K: 0 S: 5	H: 2 LOB: 1 BB: 0 P: 5	R: 0 E: 0 K: 1 S: 5	H: 0 LOB: 0 BB: 0 P: 5	R: 0 E: 0 K: 2 S: 9	H: 2 LOB: 3 BB: 1 P: 13	R: 0 E: 0 K: 0 S: 3	H: 0 LOB: 0 BB: 0 P: 3	R: 0 E: 0 K: 0 S: 3	H: 4 LOB: 2 BB: 0 P: 7	R: 1 E: 0 K: 0 S: 4	H: 1 LOB: 0 BB: 0 P: 4	R: 1 E: 0 K: 1 S: 8	H: 3 LOB: 2 BB: 0 P: 8	R: 0 E: 0 K: 0 S: 3	H: 0 LOB: 0 BB: 0 P: 3	R: 0 E: 0 K: 0 S: 3	H: 0 LOB: 0 BB: 0 P: 3	R: 0 E: 0 K: 0 S: 4	H: 1 LOB: 2 BB: 1 P: 8	1B: 9 2B: 3 3B: 1 HR: 0	SF: 2 SAC: 0 DP: 0 HBP: 0	WP: 0 PB: 0 SB: 0 CS: 0	PA: 48
PITCHER	IP ERA WLS BF H R ER SO BB IBB HBP BLK WP HR S P ERA WHIP	IP ERA WLS BF H R ER SO BB IBB HBP BLK WP HR S P ERA WHIP																						
Steve Carlton, L ERA: 3.57	7.0	3.57	4	3	1	0	3	1	40	0	4	4	27.00	9.000										
Bill Campbell, R ERA: 3.25	0.1	3.25		0	0	0	1	0	0	0	0	0	0	4	4	0.00	0.000							
Tug McGraw, L ERA: 3.96	0.2	3.96		0	0	0	1	0	0	0	0	0	0	6	6	0.00	0.000							
Larry Andersen, R ERA: 1.89	2.0	1.89	W	6	0	0	0	0	0	0	0	0	0	6	6	0.00	0.000							
Kevin Gross, R ERA: 4.11	1.0	4.11	S	5	1	0	0	0	1	0	0	0	0	4	8	0.00	2.000							

Philadelphia Phillies @ Montreal Expos
Olympic Stadium, Montreal, QB
Sun Sep 09 1984, 3:33 AM EDT
Att: 31,348 - Unknown

AB 44
R 5
H 13
RBI 5
BB 2
SO 4
LOB 20



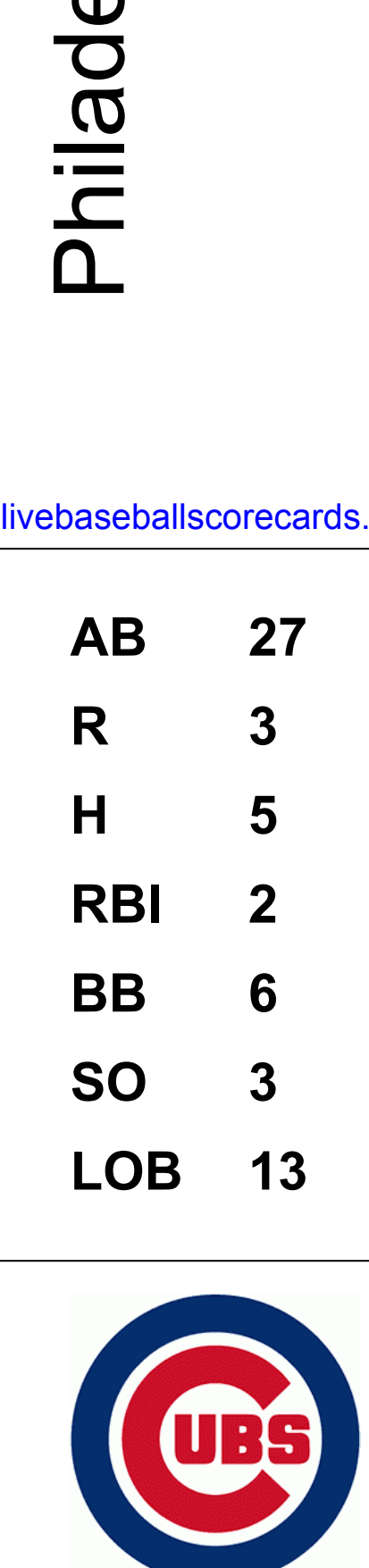
Batter	1	2	3	4	5	6	7	8	9	AB	R	H	RBI	BB	SO	LOB	TOP			
Juan Samuel, R OBP: 0.316, SLG: 0.438 (1, 4)	1-3		K					F7		3	0	0	0	1	1	0	Philadelphia Phillies @ Chicago Cubs Wrigley Field, Chicago, IL Mon Sep 10 1984, 3:33 AM CDT Att: 26,083 - Unknown			
Von Hayes, L OBP: 0.371, SLG: 0.460 (1, 8)	6-3			E5				K		4	0	1	2	0	1	0				
Mike Schmidt, R OBP: 0.379, SLG: 0.524 (1, 5)				F9				K		4	0	1	0	0	1	3				
John Wockenfuss, R OBP: 0.367, SLG: 0.431 Len Matuszek, L OBP: 0.350, SLG: 0.448 Jeff Stone, L OBP: 0.382, SLG: 0.453 (1, 3) (7, 3) (9, PR)	G1-6-3			FC5-4						1	0	0	0	2	0	1				
Ozzie Virgil, R OBP: 0.338, SLG: 0.457 (1, 2)				FC5-4						4	0	0	0	0	0	3				
Glenn Wilson, R OBP: 0.276, SLG: 0.375 Al Oliver, L OBP: 0.337, SLG: 0.368 (1, 9) (9, PH)	K									3	1	1	0	0	1	0				
John Russell, R OBP: 0.431, SLG: 0.485 Tim Corcoran, L OBP: 0.431, SLG: 0.485 (1, 7) (9, PH)	F9									1	0	0	0	0	0	1				
Steve Jeltz, S OBP: 0.190, SLG: 0.190 (1, 6)				4-3						3	1	1	0	0	0	0				
Jerry Koosman, R OBP: 0.114, SLG: 0.101 Larry Andersen, R (7, 1)	K									2	0	0	0	0	1	0				
										0	0	0	0	0	0	0				
Inning Stats	R: 0 E: 0 K: 0 S: 4	H: 1 LOB: 1 BB: 0 P: 4	R: 0 E: 0 K: 1 S: 5	H: 0 LOB: 0 BB: 0 P: 5	R: 0 E: 0 K: 2 S: 7	H: 0 LOB: 0 BB: 0 P: 7	R: 0 E: 1 K: 0 S: 3	H: 0 LOB: 1 BB: 1 P: 7	R: 2 E: 0 K: 0 S: 6	H: 3 LOB: 2 BB: 1 P: 10	R: 0 E: 0 K: 0 S: 2	H: 0 LOB: 0 BB: 0 P: 6	R: 0 E: 0 K: 2 S: 7	H: 0 LOB: 0 BB: 0 P: 7	R: 0 E: 0 K: 0 S: 4	H: 1 LOB: 2 BB: 0 P: 4	1B: 5 2B: 0 3B: 0 HR: 0	SF: 0 SAC: 1 DP: 1 HBP: 0	WP: 0 PB: 0 SB: 1 CS: 1	PA: 34
PITCHER	IP	WLS	BF	H	R	ER	SO	BB	IBB	HBP	BLK	WP	HR	S	P	ERA	WHIP			
Steve Trout, L ERA: 3.43 (1, 1)	5.0		21	4	2	2	3	1	1	0	0	0	0	25	33	3.60	1.000			
Tim Stoddard, R ERA: 3.4 (6, 1)	2.0	W	6	0	0	0	0	1	0	0	0	0	0	5	9	0.00	0.500			
Lee Smith, R ERA: 3.3 (8, 1)	2.0	S	7	1	0	0	2	0	0	0	0	0	0	11	11	0.00	0.500			

Batter	1	2	3	4	5	6	7	8	9	AB	R	H	RBI	BB	SO	LOB	BOTTOM			
Bob Dernier, R OBP: 0.357, SLG: 0.364 (1, 8)	6-3									1	0	0	1	3	0	0	Philadelphia Phillies @ Chicago Cubs Wrigley Field, Chicago, IL Mon Sep 10 1984, 3:33 AM CDT Att: 26,083 - Unknown			
23 Ryne Sandberg, R OBP: 0.370, SLG: 0.527 (1, 4)	K									4	0	0	1	0	1	5				
Gary Matthews, R OBP: 0.410, SLG: 0.431 Lee Smith, R OBP: 0.091, SLG: 0.091 (1, 7) (8, 1)	5-3									4	0	1	0	0	0	1				
Keith Moreland, R OBP: 0.338, SLG: 0.441 (1, 3) (9, 9)	5-3									4	0	0	0	0	2	1				
Davey Lopes, R OBP: 0.348, SLG: 0.431 Leon Durham, L OBP: 0.374, SLG: 0.506 (1, 9) (8, PH) (9, 3)	6-3									2	0	0	0	1	0	0				
Ron Cey, R OBP: 0.318, SLG: 0.443 (1, 5)	P6									4	0	0	0	0	0	3				
Jody Davis, R OBP: 0.316, SLG: 0.429 (1, 2)										3	1	1	0	1	0	1				
Larry Bowa, S OBP: 0.264, SLG: 0.268 (1, 6)										3	1	2	0	0	0	1				
Steve Trout, L OBP: 0.186, SLG: 0.143 Billy Hatcher, R (5, PH) Tim Stoddard, R OBP: 0.091, SLG: 0.091 Gary Woods, R OBP: 0.343, SLG: 0.427 (1, 1) (6, 1) (7, PH) (8, 7)	SH2-4									0	0	0	0	0	0	0				
										1	0	0	0	0	0	1				
										0	0	0	0	0	0	0				
										1	1	1	0	0	0	0				
Inning Stats	R: 0 E: 0 K: 1 S: 5	H: 0 LOB: 0 BB: 0 P: 5	R: 0 E: 0 K: 0 S: 3	H: 0 LOB: 0 BB: 0 P: 3	R: 0 E: 0 K: 0 S: 4	H: 1 LOB: 2 BB: 1 P: 8	R: 0 E: 0 K: 0 S: 3	H: 1 LOB: 1 BB: 1 P: 7	R: 0 E: 0 K: 0 S: 4	H: 1 LOB: 2 BB: 1 P: 8	R: 0 E: 0 K: 1 S: 5	H: 0 LOB: 0 BB: 0 P: 5	R: 3 E: 1 K: 0 S: 5	H: 2 LOB: 1 BB: 2 P: 13	R: 0 E: 0 K: 1 S: 5	H: 0 LOB: 1 BB: 1 P: 9	1B: 4 2B: 1 3B: 0 HR: 0	SF: 0 SAC: 1 DP: 1 HBP: 0	WP: 0 PB: 0 SB: 0 CS: 0	PA: 34
PITCHER	IP	WLS	BF	H	R	ER	SO	BB	IBB	HBP	BLK	WP	HR	S	P	ERA	WHIP			
Jerry Koosman, L ERA: 3.02 (1, 1)	6.1	L	28	5	3	2	2	5	0	0	0	0	0	27	47	2.84	1.579			
Larry Andersen, R ERA: 1.85 (7, 1)	1.2		6	0	0	0	1	1	0	0	0	0	0	7	11	0.00	0.600			

AB 30
R 2
H 5
RBI 2
BB 3
SO 5
LOB 11



AB 27
R 3
H 5
RBI 2
BB 6
SO 3
LOB 13



Batter	1	2	3	4	5	6	7	8	9	AB	R	H	RBI	BB	SO	LOB	TOP														
Juan Samuel, R (1.4) OBP: 0.314, SLG: 0.435	F8		K			K		K		4	0	0	0	0	3	0	Philadelphia Phillies @ Chicago Cubs Wrigley Field, Chicago, IL Tue Sep 11 1984, 3:33 AM CDT Att: 28,964 - Unknown														
Jeff Stone, L (1.7) OBP: 0.386, SLG: 0.455 Sixto Lezcano, R (9.9) OBP: 0.367, SLG: 0.480	K		1-3			G3 S 1B		S S 1B	4 1 2 0 0 1 0 0 0 0 0 0 0 0	4	1	2	0	0	1	0															
Von Hayes, L (1.8) OBP: 0.370, SLG: 0.457	F6				F8	G3		1B S E BB	3 1 0 0 1 0 1	3	1	0	0	1	0	1															
Mike Schmidt, R (1.5) OBP: 0.380, SLG: 0.523 Rick Schu, R (9. PR) OBP: 0.400, SLG: 0.765		3B 1B			F8	P4		1-2 3 E IBB	3 1 1 0 1 0 1 0 1 0 0 0 0 0	3	1	1	0	1	0	1															
Tim Corcoran, L (1.9) OBP: 0.432, SLG: 0.497 Ivan De Jesus, R (9.6) OBP: 0.328, SLG: 0.310		1B 3B						F7	4 1 2 1 0 1 3 0 0 0 0 0 0 0	4	1	2	1	0	1	3															
Len Matuszek, L (1.3) OBP: 0.349, SLG: 0.445								K	4 0 1 1 0 2 4	4	0	1	1	0	2	4															
Ozzie Virgil, R (1.2) OBP: 0.338, SLG: 0.455		G6-4-3 1B						E6 2B 1B	4 1 1 1 0 1 2	4	1	1	1	0	1	2															
Steve Jeltz, S (1.6) OBP: 0.167, SLG: 0.167 Greg Gross, L (9. PH) OBP: 0.365, SLG: 0.364 Glenn Wilson, R (9. PR) OBP: 0.278, SLG: 0.375								5-3 2B	3 0 0 0 0 1 0 1 0 1 2 0 0 0 0 0 0 0 0 0 0	3	0	0	0	0	1	0															
Charles Hudson, S (1.1) OBP: 0.100, SLG: 0.163 Francisco Meléndez, L (9. PH) Al Holland, R (9.1)								5-3 G3	3 0 0 0 0 1 0 1 0 0 0 0 0 2 0 0 0 0 0 0 0	3	0	0	0	0	1	0															
Inning Stats	R: 0 E: 0 K: 1 S: 5	H: 0 LOB: 0 BB: 0 P: 5	R: 2 E: 0 K: 0 S: 5	H: 3 LOB: 0 BB: 0 P: 5	R: 0 E: 0 K: 2 S: 7	H: 0 LOB: 0 BB: 0 P: 7	R: 0 E: 0 K: 1 S: 6	H: 1 LOB: 1 BB: 0 P: 6	R: 0 E: 0 K: 1 S: 7	H: 0 LOB: 0 BB: 0 P: 7	R: 0 E: 1 K: 1 S: 6	H: 0 LOB: 0 BB: 0 P: 5	R: 0 E: 0 K: 1 S: 5	H: 0 LOB: 0 BB: 0 P: 5	R: 4 E: 1 K: 1 S: 8	H: 3 LOB: 2 BB: 2 P: 16		1B: 6 2B: 1 3B: 1 HR: 0	SF: 0 SAC: 0 DP: 2 HBP: 0	WP: 0 PB: 0 SB: 4 CS: 0	PA: 36										
PITCHER	IP WLS BF H R ER SO BB IBB HBP BLK WP HR S P ERA WHIP																														
Dennis Eckersley, R (1.1) ERA: 3.71 Lee Smith, R (9.1) ERA: 3.66	8.0 L	28 8	5 3	2 4	2 4	9 1	0 1	0 1	0 0	0 0	0 0	0 8	46 16	2.25 36.00	0.625 4.000																

AB	34
R	6
H	8
RBI	5
BB	2
SO	10
LOB	13



Batter	1	2	3	4	5	6	7	8	9	AB	R	H	RBI	BB	SO	LOB	BOTTOM													
Bob Dernier, R (1.8) OBP: 0.358, SLG: 0.364	P4					6-3				3	0	1	0	1	0	0	Philadelphia Phillies @ Chicago Cubs Wrigley Field, Chicago, IL Tue Sep 11 1984, 3:33 AM CDT Att: 28,964 - Unknown													
23 Ryne Sandberg, R (1.4) OBP: 0.369, SLG: 0.525	F8				F3					4	0	1	1	0	0	1														
Gary Matthews, R (1.7) OBP: 0.407, SLG: 0.428 Lee Smith, R (9.1) OBP: 0.091, SLG: 0.091	6-3				6-3					4	0	0	0	0	0	2														
Leon Durham, L (1.3) OBP: 0.375, SLG: 0.508										4	1	2	0	0	0	0														
Keith Moreland, R (1.9) OBP: 0.335, SLG: 0.437										4	0	0	0	0	0	2														
Ron Cey, R (1.5) OBP: 0.318, SLG: 0.444 Davey Lopes, R (8. PR) OBP: 0.347, SLG: 0.429										2	0	1	1	0	0	0														
Jody Davis, R (1.2) OBP: 0.315, SLG: 0.427										2	0	0	0	0	1	0														
Larry Bowa, S (1.6) OBP: 0.262, SLG: 0.266 Thad Bosley, L (8. PH) OBP: 0.374, SLG: 0.418 Tom Verzyr, R (9.6) OBP: 0.273, SLG: 0.217										2	0	0	0	0	0	0														
Dennis Eckersley, R (1.1) OBP: 0.140, SLG: 0.122 Ron Hassey, L (8. PH) OBP: 0.312, SLG: 0.287 Billy Hatcher, R (8. PR) Henry Cotto, R (9.7) OBP: 0.333, SLG: 0.321										2	0	0	0	0	1	0														
Inning Stats	R: 0 E: 0 K: 0 S: 3	H: 0 LOB: 0 BB: 0 P: 3	R: 0 E: 0 K: 0 S: 3	H: 1 LOB: 0 BB: 0 P: 3	R: 0 E: 0 K: 0 S: 3	H: 0 LOB: 0 BB: 0 P: 3	R: 0 E: 0 K: 0 S: 3	H: 0 LOB: 0 BB: 0 P: 3	R: 1 E: 0 K: 1 S: 6	H: 1 LOB: 0 BB: 0 P: 6	R: 0 E: 0 K: 1 S: 6	H: 1 LOB: 1 BB: 0 P: 6	R: 0 E: 0 K: 0 S: 3	H: 0 LOB: 0 BB: 0 P: 3	R: 2 E: 0 K: 0 S: 6	H: 3 LOB: 2 BB: 1 P: 10		R: 0 E: 0 K: 0 S: 3	H: 0 LOB: 0 BB: 0 P: 3	1B: 5 2B: 1 3B: 0 HR: 0	SF: 1 SAC: 1 DP: 1 HBP: 0	WP: 0 PB: 0 SB: 2 CS: 0	PA: 33							
PITCHER	IP WLS BF H R ER SO BB IBB HBP BLK WP HR S P ERA WHIP																													
Charles Hudson, R (1.1) ERA: 4.33 Al Holland, L (9.1) ERA: 3.32	8.0 S	30 3	6 0	3 0	3 0	2 0	1 0	0 0	0 0	0 0	0 3	0 3	3 3	0.00 0.000																

AB	30
R	3
H	6
RBI	3
BB	1
SO	2
LOB	7



Batter	1	2	3	4	5	6	7	8	9	AB	R	H	RBI	BB	SO	LOB	TOP		
Willie McGee, S (1,8) OBP: 0.322, SLG: 0.400										4	0	2	0	0	0	0	St. Louis Cardinals @ Philadelphia Phillies Veterans Stadium, Philadelphia, PA Wed Sep 12 1984, 7:05 PM EDT Unknown		
Tom Herr, S (1,4) OBP: 0.328, SLG: 0.342										3	0	0	0	0	0	1			
Terry Pendleton, S (1,5) OBP: 0.360, SLG: 0.493										4	1	2	0	0	0	1			
David Green, R (1,3) OBP: 0.294, SLG: 0.421										2	0	0	1	0	0	2			
Lonnie Smith, R (1,7) OBP: 0.358, SLG: 0.356										3	0	0	0	0	0	1			
Tito Landrum, R (1,9) OBP: 0.315, SLG: 0.385										3	0	1	0	0	0	0			
Ozzie Smith, S (1,6) OBP: 0.338, SLG: 0.326										3	0	2	0	0	0	1			
Tom Nieto, R (1,2) OBP: 0.321, SLG: 0.446										2	0	0	0	0	1	1			
Paul Householder, S (8, PH) OBP: 0.235, SLG: 0.143										1	0	0	0	0	0	1			
Dave Vonohlen, L (8, 1) OBP: 1.000, SLG: 1.000										0	0	0	0	0	0	0			
Jeff Lahti, R (8, 1) OBP: 0.167, SLG: 0.167										0	0	0	0	0	0	0			
Kurt Kephshire, L (1, 1) OBP: 0.107, SLG: 0.111										2	0	0	0	0	2	0			
Art Howe, R (8, PH) OBP: 0.311, SLG: 0.284										1	0	0	0	0	1	0			
Glenn Brummer, R (8, 2) OBP: 0.263, SLG: 0.278										0	0	0	0	0	0	0			
Inning Stats	R: 0 E: 0 K: 0 S: 4	H: 1 LOB: 1 BB: 0 P: 4	R: 0 E: 0 K: 0 S: 3	H: 1 LOB: 0 BB: 0 P: 3	R: 0 E: 0 K: 2 S: 7	H: 0 LOB: 0 BB: 0 P: 7	R: 0 E: 0 K: 0 S: 4	H: 1 LOB: 1 BB: 0 P: 4	R: 0 E: 0 K: 1 S: 5	H: 1 LOB: 0 BB: 0 P: 5	R: 1 E: 0 K: 0 S: 4	H: 1 LOB: 0 BB: 0 P: 4	R: 0 E: 0 K: 1 S: 5	H: 1 LOB: 0 BB: 0 P: 5	R: 0 E: 0 K: 0 S: 3	H: 0 LOB: 0 BB: 0 P: 3	1B: 5 2B: 1 3B: 1 HR: 0	SF: 1 SAC: 1 DP: 4 HBP: 0	WP: 0 PA: 30 PB: 0 SB: 1 CS: 0
PITCHER Shane Rawley, L (1, 1) ERA: 4.42	IP: 9.0 WLS: W BF: 30 H: 7 R: 1 ER: 1 SO: 4 BB: 0 IBB: 0 HBP: 0 BLK: 0 WP: 0 HR: 0 S: 38 P: 38 ERA: 1.00 WHIP: 0.778															PITCHER			

AB 28
R 1
H 7
RBI 1
BB 0
SO 4
LOB 8



Batter	1	2	3	4	5	6	7	8	9	AB	R	H	RBI	BB	SO	LOB	BOTTOM		
Juan Samuel, R (1,4) OBP: 0.314, SLG: 0.435										4	0	1	0	0	0	1	St. Louis Cardinals @ Philadelphia Phillies Veterans Stadium, Philadelphia, PA Wed Sep 12 1984, 7:05 PM EDT Unknown		
Jeff Stone, L (1,7) OBP: 0.385, SLG: 0.452										3	1	1	0	0	0	2			
Glenn Wilson, R (8, 7) OBP: 0.277, SLG: 0.374										1	0	0	0	0	1	0			
Von Hayes, L (1,8) OBP: 0.367, SLG: 0.453										4	0	0	0	0	0	1			
Mike Schmidt, R (1,5) OBP: 0.383, SLG: 0.522										1	1	0	0	3	0	0			
Tim Corcoran, L (1,9) OBP: 0.435, SLG: 0.500										3	0	2	0	0	0	1			
John Wockenfuss, R (8, PH) OBP: 0.388, SLG: 0.429										1	0	0	0	0	0	1			
Francisco Melendez, L (8, 3)										0	0	0	0	0	0	0			
Len Matuszek, L (1, 3) OBP: 0.349, SLG: 0.448										3	1	1	0	0	0	2			
Sixto Lezcano, R (8, 9) OBP: 0.367, SLG: 0.480										0	0	0	0	0	0	0			
Ozzie Virgil, R (1,2) OBP: 0.340, SLG: 0.456										3	0	2	1	0	0	0			
Steve Jeltz, S (1,6) OBP: 0.148, SLG: 0.148										3	0	0	0	0	1	2			
Shane Rawley, R (1, 1) OBP: 0.125, SLG: 0.105										3	0	1	0	0	0	1			
Inning Stats	R: 0 E: 0 K: 0 S: 3	H: 0 LOB: 0 BB: 0 P: 3	R: 1 E: 0 K: 0 S: 3	H: 1 LOB: 1 BB: 1 P: 7	R: 0 E: 0 K: 1 S: 5	H: 0 LOB: 0 BB: 0 P: 5	R: 1 E: 0 K: 0 S: 3	H: 1 LOB: 0 BB: 1 P: 7	R: 1 E: 0 K: 0 S: 6	H: 4 LOB: 2 BB: 0 P: 6	R: 0 E: 0 K: 0 S: 4	H: 1 LOB: 1 BB: 0 P: 4	R: 0 E: 0 K: 1 S: 5	H: 0 LOB: 1 BB: 1 P: 9	R: 0 E: 0 K: 1 S: 5	H: 0 LOB: 1 BB: 1 P: 9	1B: 6 2B: 2 3B: 0 HR: 0	SF: 0 SAC: 0 DP: 3 HBP: 0	WP: 0 PA: 32 PB: 1 SB: 1 CS: 0
PITCHER Kurt Kephshire, R (1, 1) ERA: 3.72	IP: 7.0 WLS: L BF: 28 H: 8 R: 3 ER: 2 SO: 1 BB: 2 IBB: 0 HBP: 0 BLK: 0 WP: 0 HR: 0 S: 28 P: 36 ERA: 2.57 WHIP: 1.429															PITCHER			
Dave Vonohlen, L (8, 1) ERA: 3.03	0.2	3	0	0	0	1	1	0	0	0	0	4	8	0.00	1.500				
Jeff Lahti, R (8, 1) ERA: 3.1	0.1	1	0	0	0	0	0	0	0	0	1	1	0.00	0.000					

AB 29
R 3
H 8
RBI 1
BB 3
SO 2
LOB 11




Batter	1	2	3	4	5	6	7	8	9	AB	R	H	RBI	BB	SO	LOB	TOP																
Willie McGee, S (1, 8) OBP: 0.321, SLG: 0.398	0-3 K		0-0 P4	0-0 1-3			0-0 G3		0-0 FC6-5 E	5	0	1	0	0	1	3	St. Louis Cardinals @ Philadelphia Phillies Veterans Stadium, Philadelphia, PA Wed Sep 12 1984, 7:05 PM EDT Att: 18,811 - Unknown livebaseballscorecards.com																
Tom Herr, S (1, 4) OBP: 0.328, SLG: 0.342	0-0 G4-1		0-0 F7				0-0 F8		0-0 FC6-5	5	0	2	1	0	0	1																	
Terry Pendleton, S (1, 5) OBP: 0.361, SLG: 0.408	0-0 G4-1			0-0 1B	0-0 4-3		0-0 1B		0-0 P6	5	1	2	0	0	0	2																	
Darrell Porter, L (1, 2) Art Howe, R (9, PH) OBP: 0.336, SLG: 0.367 OBP: 0.309, SLG: 0.282	0-3 K			0-0 1B	0-3 K		0-0 4-3		0-3 K	4	1	1	1	0	2	3																	
Lonnie Smith, R (1, 7) Paul Householder, S (8, 7) OBP: 0.355, SLG: 0.353 OBP: 0.235, SLG: 0.143		0-0 5-3		0-3 K			0-0 F9		0-0 F8	4	0	0	0	0	1	1																	
Andy Van Slyke, L (1, 9) OBP: 0.350, SLG: 0.357	0-3 K			0-0 1B	0-0 SH		0-0 F7		0-0 3B	4	2	2	0	0	1	0																	
David Green, R (1, 3) OBP: 0.296, SLG: 0.422				0-0 SH	0-3 SH		0-3 K		0-3 K	4	0	2	1	0	2	1																	
Ozzie Smith, S (1, 6) OBP: 0.341, SLG: 0.332	0-3 K			0-0 SH	0-0 SH		4-0 G3	0-0 1B	0-0 3B	2	1	1	2	1	1	1																	
Bob Forsch, R (1, 1) Mike Jorgensen, L (4, PH) Neil Allen, R (4, 1) Bruce Sutter, R (8, 1) OBP: 0.214, SLG: 0.214 OBP: 0.349, SLG: 0.365 OBP: 0.240, SLG: 0.320			0-0 5-3	0-0 P3			0-3 K	0-0 6-3		1	0	0	0	0	0	0																	
										1	0	0	0	0	0	2																	
										2	0	0	0	0	1	2																	
										0	0	0	0	0	0	0																	
Inning Stats	R: 0 E: 0 K: 2 S: 8	H: 1 LOB: 1 BB: 0 P: 8	R: 0 E: 0 K: 2 S: 8	H: 1 LOB: 1 BB: 0 P: 8	R: 0 E: 0 K: 0 S: 3	H: 0 LOB: 0 BB: 0 P: 3	R: 3 E: 1 K: 1 S: 10	H: 4 LOB: 2 BB: 0 P: 10	R: 0 E: 0 K: 1 S: 5	H: 0 LOB: 0 BB: 0 P: 5	R: 0 E: 0 K: 1 S: 5	H: 0 LOB: 0 BB: 0 P: 5	R: 1 E: 0 K: 1 S: 7	H: 2 LOB: 1 BB: 1 P: 11	R: 1 E: 0 K: 1 S: 7	H: 2 LOB: 1 BB: 0 P: 7	R: 0 E: 1 K: 1 S: 6	H: 1 LOB: 1 BB: 0 P: 6	1B: 8 2B: 1 3B: 2 HR: 0	SF: 0 SAC: 1 DP: 0 HBP: 0	WP: 0 PB: 0 SB: 1 CS: 0	PA: 40											
PITCHER	IP WLS BF H R ER SO BB IBB HBP BLK WP HR S P ERA WHIP																																
Kevin Gross, R (1, 1) ERA: 4.18	6.2	30	8	4	4	8	1	0	0	0	1	0	0	45	49	5.40	1.350																
Tug McGraw, L (7, 1) ERA: 3.94	2.1	W	10	3	1	1	2	0	0	0	0	0	0	14	14	3.86	1.286																

Batter	1	2	3	4	5	6	7	8	9	AB	R	H	RBI	BB	SO	LOB	BOTTOM																
Juan Samuel, R (1, 4) OBP: 0.313, SLG: 0.437	0-0 SF8		0-0 P6	0-0 4-3			0-0 P4	0-3 K		5	1	1	0	0	1	2	St. Louis Cardinals @ Philadelphia Phillies Veterans Stadium, Philadelphia, PA Wed Sep 12 1984, 7:05 PM EDT Att: 18,811 - Unknown livebaseballscorecards.com																
Jeff Stone, L (1, 7) Ozzie Virgil, R (9, 2) OBP: 0.381, SLG: 0.449 OBP: 0.340, SLG: 0.456	0-0 SF8		0-0 BB	0-0 1B			0-0 1-3			3	1	1	1	0	0	1																	
Von Hayes, L (1, 8) OBP: 0.367, SLG: 0.451	0-0 4-3		4-0 1B	0-0 BB			0-0 4-3			3	0	0	0	1	0	0																	
Mike Schmidt, R (1, 5) OBP: 0.384, SLG: 0.522	0-0 BB		0-0 1B	0-0 BB			0-0 F8		0-0 F8	4	1	2	1	0	0	0																	
Tim Corcoran, L (1, 3) Luis Aguayo, R (8, PR) Sixto Lezcano, R (9, 9) OBP: 0.354, SLG: 0.506 OBP: 0.373, SLG: 0.493 OBP: 0.367, SLG: 0.480	4-0 BB		4-0 1B	0-0 BB			0-0 FC6-4	0-0 1B	0-0 HR	2	0	2	0	2	0	0																	
John Wockenfuss, R (1, 2) Rick Schu, R (8, PR) Glenn Wilson, R (9, 7) OBP: 0.391, SLG: 0.430 OBP: 0.400, SLG: 0.765 OBP: 0.277, SLG: 0.374	0-0 P6		0-0 BB	0-0 BB			0-0 FC6-4	0-0 1B	0-0 HR	4	0	2	1	0	0	3																	
John Russell, R (1, 9) Len Matuszek, L (6, PH) OBP: 0.354, SLG: 0.466 OBP: 0.351, SLG: 0.462		0-3 K	0-3 K				0-0 F7	0-0 HR		3	0	0	0	0	2	2																	
Steve Jeltz, S (1, 6) OBP: 0.161, SLG: 0.161		0-0 G3		0-0 WP	0-0 1B		0-0 F9	0-3 K		4	0	1	0	0	1	1																	
Kevin Gross, R (1, 1) Tug McGraw, R (7, 1) OBP: 0.071, SLG: 0.037 OBP: 0.333, SLG: 0.333		0-0 6-3		0-3 K	0-0 1B		0-0 K	0-0 E8		3	0	0	0	0	2	1																	
										1	0	0	0	0	0	1																	
Inning Stats	R: 1 E: 0 K: 0 S: 5	H: 2 LOB: 2 BB: 1 P: 9	R: 0 E: 0 K: 1 S: 5	H: 0 LOB: 0 BB: 0 P: 5	R: 2 E: 0 K: 1 S: 7	H: 3 LOB: 2 BB: 2 P: 15	R: 0 E: 0 K: 1 S: 6	H: 1 LOB: 1 BB: 0 P: 6	R: 0 E: 0 K: 0 S: 4	H: 1 LOB: 1 BB: 0 P: 4	R: 0 E: 0 K: 1 S: 5	H: 0 LOB: 0 BB: 0 P: 5	R: 0 E: 0 K: 0 S: 3	H: 0 LOB: 0 BB: 0 P: 3	R: 3 E: 1 K: 2 S: 11	H: 3 LOB: 1 BB: 0 P: 11	R: 0 E: 1 K: 2 S: 6	H: 1 LOB: 1 BB: 0 P: 6	1B: 8 2B: 0 3B: 1 HR: 1	SF: 1 SAC: 0 DP: 0 HBP: 0	WP: 1 PB: 0 SB: 0 CS: 0	PA: 37											
PITCHER	IP WLS BF H R ER SO BB IBB HBP BLK WP HR S P ERA WHIP																																
Bob Forsch, R (1, 1) ERA: 5.79	3.0	16	5	3	3	2	3	0	0	0	0	0	0	17	29	9.00	2.667																
Neil Allen, R (4, 1) ERA: 3.16	4.1	17	4	2	2	2	0	0	0	0	1	0	0	21	21	4.15	0.923																
Bruce Sutter, R (8, 1) ERA: 1.43	0.2	L	4	1	1	1	2	0	0	0	0	0	1	8	8	13.50	1.500																

Batter	1	2	3	4	5	6	7	8	9	AB	R	H	RBI	BB	SO	LOB	TOP		
Willie McGee, S OBP: 0.319, SLG: 0.395 Paul Householder, S OBP: 0.211, SLG: 0.125	6-3		5-3		4-3		5-3		F3	3	0	0	0	0	0	0			
Tom Herr, S OBP: 0.332, SLG: 0.345 Dave Rucker, L OBP: 0.143, SLG: 0.143 David Green, R OBP: 0.295, SLG: 0.421 Dave Vonohien, L OBP: 1.000, SLG: 1.000	HBP		G3 1B		G3 1B		6-3			2	0	2	0	0	0	0			
Terry Pendleton, S OBP: 0.357, SLG: 0.402 Art Howe, R OBP: 0.314, SLG: 0.297	F8		G3 1-2		G3					3	0	0	0	0	0	3			
Darrell Porter, L OBP: 0.334, SLG: 0.364 Steve Braun, L OBP: 0.379, SLG: 0.287	F7		K		3-1		6-3			3	0	0	0	0	1	2			
Lonnie Smith, R OBP: 0.357, SLG: 0.357 Glenn Brummer, R OBP: 0.259, SLG: 0.273		FC4-6 1B 1B		2-3		1B 2B		K		3	1	2	0	0	0	0			
Andy Van Slyke, L OBP: 0.354, SLG: 0.362		FC4-6 1B		3-1 1B		2B 1B		K		4	1	3	1	0	1	0			
Mike Jorgensen, L OBP: 0.345, SLG: 0.370	F5		3-1 1-2		3-1 1-2		2B		K	4	0	1	1	0	1	3			
Jose Uribe, S	FC4-6 1-2 2-3		4-3		K				6-3	4	0	0	0	0	1	4			
Joaquin Andujar, S OBP: 0.221, SLG: 0.208 Bill Lyons, R OBP: 0.206, SLG: 0.133	K		1-3		6-3				K	1	0	0	0	0	1	2			
Inning Stats	R: 0 E: 0 K: 0 S: 3	H: 0 LOB: 1 BB: 0 P: 4	R: 0 E: 0 K: 1 S: 7	H: 2 LOB: 2 BB: 0 P: 7	R: 0 E: 0 K: 1 S: 6	H: 1 LOB: 1 BB: 0 P: 6	R: 0 E: 0 K: 0 S: 4	H: 1 LOB: 1 BB: 0 P: 4	R: 2 E: 0 K: 1 S: 8	H: 3 LOB: 1 BB: 0 P: 8	R: 0 E: 0 K: 3 S: 9	H: 0 LOB: 0 BB: 0 P: 9	R: 0 E: 0 K: 1 S: 5	H: 0 LOB: 0 BB: 0 P: 5	1B: 6 2B: 3 3B: 0 HR: 0	SF: 0 SAC: 0 DP: 0 HBP: 1	WP: 0 PA: 37 PB: 0 SB: 0 CS: 0		
PITCHER	IP WLS BF H R ER SO BB IBB HBP BLK WP HR S P ERA WHIP	IP WLS BF H R ER SO BB IBB HBP BLK WP HR S P ERA WHIP																	
John Denny, R ERA: 2.1	7.0	W	31	9	2	2	3	0	0	0	0	0	0	0	0	36	37	2.57	1.286
Don Carman, L ERA: 3.24	8.1		6	0	0	0	4	0	0	0	0	0	0	0	14	14	0.00	0.000	

St. Louis Cardinals @ Philadelphia Phillies
Veterans Stadium, Philadelphia, PA
Thu Sep 13 1984, 7:05 PM EDT
Att: 16,787 - Unknown


AB 36
R 2
H 9
RBI 2
BB 0
SO 7
LOB 16



Batter	1	2	3	4	5	6	7	8	9	AB	R	H	RBI	BB	SO	LOB	BOTTOM			
Juan Samuel, R OBP: 0.313, SLG: 0.441	6-3		HR	PB BLK 1B		F9		K		5	1	2	4	0	1	0				
Jeff Stone, L OBP: 0.381, SLG: 0.447	4-3		S 1B	F9		WP 1B		6-3		5	1	2	0	0	0	1				
Von Hayes, L OBP: 0.368, SLG: 0.454	6-3		1B BB		1B 3B	F8				3	1	1	0	1	0	1				
Mike Schmidt, R OBP: 0.387, SLG: 0.531 Rick Schu, R OBP: 0.381, SLG: 0.722	HR		G6-4-3 1B		1B SF 1B	F9				3	1	3	3	0	0	0				
Tim Corcoran, L OBP: 0.447, SLG: 0.511	K		G6-4-3 1-2		SF FC6-4 1B		6-3 1B 2B			4	2	2	0	0	1	2				
Ozzie Virgil, R OBP: 0.336, SLG: 0.454	F7		SH1-4 1B 1B		K		6-3			4	1	1	0	0	1	3				
Greg Gross, L OBP: 0.366, SLG: 0.365 John Russell, R OBP: 0.357, SLG: 0.473	4-3		SH1-4 1B 1B		SF FC6-4 1B		G6-4-3 1B			2	1	1	0	0	0	0				
Steve Jeltz, S OBP: 0.176, SLG: 0.152			SH1-4 HR BB		SH1-4 FC6-4		G6-4-3			2	1	0	1	1	0	2				
John Denny, R OBP: 0.190, SLG: 0.171 Don Carman, L	SH1-4		SH1-4 G3		F7		K			2	0	0	0	0	0	3				
Inning Stats	R: 0 E: 0 K: 0 S: 3	H: 0 LOB: 0 BB: 0 P: 3	R: 1 E: 0 K: 1 S: 6	H: 1 LOB: 0 BB: 0 P: 6	R: 3 E: 0 K: 0 S: 5	H: 3 LOB: 1 BB: 2 P: 13	R: 2 E: 0 K: 0 S: 6	H: 3 LOB: 1 BB: 0 P: 6	R: 3 E: 1 K: 1 S: 9	H: 3 LOB: 1 BB: 0 P: 9	R: 0 E: 0 K: 0 S: 4	H: 1 LOB: 1 BB: 0 P: 4	R: 1 E: 0 K: 0 S: 4	H: 2 LOB: 0 BB: 0 P: 4	R: 0 E: 0 K: 2 S: 7	H: 0 LOB: 0 BB: 0 P: 7	1B: 9 2B: 1 3B: 1 HR: 2	SF: 1 SAC: 2 DP: 2 HBP: 0	WP: 1 PA: 38 PB: 1 SB: 1 CS: 0	
PITCHER	IP WLS BF H R ER SO BB IBB HBP BLK WP HR S P ERA WHIP	IP WLS BF H R ER SO BB IBB HBP BLK WP HR S P ERA WHIP																		
Joaquin Andujar, R ERA: 3.3	3.3	L	20	7	6	6	1	0	0	0	0	0	0	0	1	0	13	13	9.00	2.000
Dave Rucker, L ERA: 2.15	2.0		11	4	3	2	1	0	0	0	0	0	0	0	0	0	11	11	4.50	1.000
Dave Vonohien, L ERA: 3.12	2.0		7	2	1	1	2	0	0	0	0	0	0	0	0	0	11	11	4.50	1.000

St. Louis Cardinals @ Philadelphia Phillies
Veterans Stadium, Philadelphia, PA
Thu Sep 13 1984, 7:05 PM EDT
Att: 16,787 - Unknown

AB 33
R 10
H 13
RBI 10
BB 2
SO 4
LOB 13



Batter	1	2	3	4	5	6	7	8	9	AB	R	H	RBI	BB	SO	LOB	TOP																						
Tim Raines, S OBP: 0.396, SLG: 0.438 (1, 8)	F8		P4				F8			4	1	1	3	0	0	1	Montreal Expos @ Philadelphia Phillies Veterans Stadium, Philadelphia, PA Sat Sep 15 1984, 7:05 PM EDT Att: 20,831 - Unknown																						
Tom Lawless, R OBP: 0.304, SLG: 0.298 Doug Flynn, R OBP: 0.263, SLG: 0.277 (1, 4) (8, 4)	P6			4-3	F8			K	4	0	0	0	0	1	0																								
Andre Dawson, R OBP: 0.301, SLG: 0.408 (1, 9)	K					5-3			4	0	2	0	0	1	0																								
Gary Carter, R OBP: 0.365, SLG: 0.487 (1, 2)		P4		P6		F7		P6	4	0	0	0	0	0	2																								
Jim Wohlford, R OBP: 0.325, SLG: 0.421 Max Venable, L OBP: 0.297, SLG: 0.373 (8, PH) (8, 7)	G3								3	1	2	0	0	0	0																								
Tim Lincecum, R OBP: 0.282, SLG: 0.420 (1, 5)									0	0	0	0	1	0	0																								
Razor Shines, S OBP: 0.143, SLG: 0.167 (1, 3)									4	1	2	0	0	1	3																								
Rene Gonzales, R OBP: 0.143, SLG: 0.143 (1, 6)									3	0	0	1	0	0	1																								
Bill Gullickson, R OBP: 0.127, SLG: 0.116 Bob James, R OBP: 0.154, SLG: 0.154 (9, 1)									4	1	1	0	0	0	0																								
Inning Stats	R: 0 E: 0 K: 1 S: 5	H: 0 LOB: 0 BB: 0 P: 5	R: 0 E: 0 K: 0 S: 4	H: 1 LOB: 1 BB: 0 P: 4	R: 0 E: 0 K: 1 S: 5	H: 0 LOB: 0 BB: 0 P: 5	R: 0 E: 0 K: 0 S: 3	H: 1 LOB: 0 BB: 0 P: 3	R: 4 E: 0 K: 0 S: 7	H: 4 LOB: 0 BB: 0 P: 7	R: 0 E: 0 K: 0 S: 4	H: 1 LOB: 1 BB: 0 P: 4	R: 0 E: 0 K: 0 S: 4	H: 1 LOB: 1 BB: 0 P: 4	R: 0 E: 0 K: 2 S: 8	H: 1 LOB: 2 BB: 0 P: 12		R: 0 E: 0 K: 0 S: 3	H: 0 LOB: 0 BB: 0 P: 3	1B: 5 2B: 2 3B: 1 HR: 1	SF: 1 SAC: 0 DP: 0 HBP: 0	WP: 1 PB: 0 SB: 0 CS: 1	PA: 36																
PITCHER	IP	WLS	BF	H	R	ER	SO	BB	IBB	HBP	BLK	WP	HR	S	P	ERA	WHIP	PITCHER				IP	WLS	BF	H	R	ER	SO	BB	IBB	HBP	BLK	WP	HR	S	P	ERA	WHIP	
Jerry Koosman, L ERA: 3.09 Larry Andersen, R ERA: 1.81 (1, 1) (8, 1)	7.0	L	28	8	4	4	2	0	0	0	0	1	1	32	32	5.14	1.143					2.0		8	1	0	0	2	0	1	0	0	0	0	0	11	15	0.00	0.500

AB	34
R	4
H	9
RBI	4
BB	1
SO	4
LOB	9



Batter	1	2	3	4	5	6	7	8	9	AB	R	H	RBI	BB	SO	LOB	BOTTOM																						
Juan Samuel, R OBP: 0.311, SLG: 0.439 (1, 4)	6-3		K					F8		4	1	1	0	0	1	0	Montreal Expos @ Philadelphia Phillies Veterans Stadium, Philadelphia, PA Sat Sep 15 1984, 7:05 PM EDT Att: 20,831 - Unknown																						
Jeff Stone, L OBP: 0.392, SLG: 0.461 (1, 7)	5-3									4	0	1	0	0	0	1																							
Von Hayes, L OBP: 0.367, SLG: 0.453 (1, 8)	F7		K							4	0	0	1	0	1	1																							
Mike Schmidt, R OBP: 0.391, SLG: 0.550 (1, 5)										3	2	1	1	1	0	0																							
Tim Corcoran, L OBP: 0.453, SLG: 0.516 (1, 9)										3	0	0	0	1	0	1																							
Ozzie Virgil, R OBP: 0.338, SLG: 0.450 Luis Aguayo, R OBP: 0.373, SLG: 0.493 (1, 2) (8, PR)	P3									4	0	1	0	0	0	2																							
Greg Gross, L OBP: 0.311, SLG: 0.373 Ivan De Jesus, R OBP: 0.328, SLG: 0.310 (7, PR) (8, 6)										0	0	0	0	0	0	0																							
Sixto Lezcano, R OBP: 0.366, SLG: 0.478 (8, PH)										1	0	0	0	0	0	1																							
Steve Jeltz, S OBP: 0.150, SLG: 0.128 Francisco Mendieta, L OBP: 0.214, SLG: 0.154 (1, 6) (7, PH) (8, 3)										2	0	0	0	0	0	1																							
Jerry Koosman, R OBP: 0.111, SLG: 0.099 John Wockenfuss, R OBP: 0.389, SLG: 0.428 Larry Andersen, R OBP: 0.276, SLG: 0.373 (1, 1) (7, PH) (8, 1) (8, PH)										1	0	0	0	0	0	2																							
Inning Stats	R: 0 E: 0 K: 0 S: 3	H: 0 LOB: 0 BB: 0 P: 3	R: 1 E: 0 K: 0 S: 4	H: 1 LOB: 1 BB: 1 P: 8	R: 0 E: 0 K: 3 S: 10	H: 1 LOB: 0 BB: 0 P: 10	R: 0 E: 0 K: 0 S: 3	H: 0 LOB: 0 BB: 0 P: 3	R: 0 E: 0 K: 0 S: 4	H: 1 LOB: 0 BB: 0 P: 4	R: 0 E: 0 K: 0 S: 3	H: 1 LOB: 2 BB: 2 P: 11	R: 0 E: 0 K: 0 S: 3	H: 0 LOB: 0 BB: 0 P: 3	R: 1 E: 0 K: 0 S: 6	H: 3 LOB: 3 BB: 0 P: 6	1B: 4 2B: 1 3B: 1 HR: 1	SF: 0 SAC: 0 DP: 1 HBP: 0	WP: 1 PB: 0 SB: 1 CS: 0	PA: 36																			
PITCHER	IP	WLS	BF	H	R	ER	SO	BB	IBB	HBP	BLK	WP	HR	S	P	ERA	WHIP	PITCHER				IP	WLS	BF	H	R	ER	SO	BB	IBB	HBP	BLK	WP	HR	S	P	ERA	WHIP	
Bill Gullickson, R ERA: 3.38 Bob James, R ERA: 3.59 (1, 1) (8, 1)	8.2	W	35	7	3	3	3	3	0	0	0	1	1	38	50	3.12	1.154					0.1	S	1	0	0	0	0	0	0	0	0	0	1	1	1	1	0.00	0.000



Batter	1	2	3	4	5	6	7	8	9	AB	R	H	RBI	BB	SO	LOB	TOP					
Tim Raines, S (1, 8) OBP: 0.398, SLG: 0.438										3	1	1	0	2	1	3	Montreal Expos @ Philadelphia Phillies Veterans Stadium, Philadelphia, PA Sun Sep 16 1984, 3:33 AM EDT Att: 26,273 - Unknown					
Tom Lawless, R (1, 4) OBP: 0.298, SLG: 0.291										2	0	0	0	0	1	3						
Tony Scott, S (6, PH) OBP: 0.324, SLG: 0.300										1	0	0	0	0	1	1						
Bryan Little, S (6, 4) OBP: 0.336, SLG: 0.296										1	1	1	0	1	0	0						
Andre Dawson, R (1, 9) OBP: 0.302, SLG: 0.408										5	2	2	1	0	1	4						
Gary Carter, R (1, 2) OBP: 0.366, SLG: 0.486										5	1	2	1	0	0	2						
Dan Driessen, L (1, 3) OBP: 0.353, SLG: 0.435										5	0	1	1	0	1	3						
Tim Lincecum, R (1, 5) OBP: 0.323, SLG: 0.417										4	1	0	1	1	0	2						
Roy Johnson, L (1, 7) OBP: 0.500, SLG: 0.889										4	1	0	0	1	2	2						
Rene Gonzales, R (1, 6) OBP: 0.417, SLG: 0.500										5	1	4	1	0	0	2						
Charlie Lea, R (1, 1) OBP: 0.123, SLG: 0.111										1	0	0	0	0	0	1						
Wallace Johnson, S (5, PH) OBP: 0.296, SLG: 0.283										1	0	0	0	0	0	1						
Joe Hesketh, R (5, 1) OBP: 0.278, SLG: 0.338										0	0	0	0	0	0	1						
Mike Stenhouse, L (7, PH) OBP: 0.278, SLG: 0.338										1	0	0	0	0	0	1						
Jeff Reardon, R (7, 1) OBP: 0.278, SLG: 0.338										0	0	0	0	0	0	1						
Max Venable, L (8, PH) OBP: 0.208, SLG: 0.400										1	0	1	2	0	0	0						
Bob James, R (8, 1) OBP: 0.143, SLG: 0.143										1	0	0	0	0	1	2						
Inning Stats	R: 0 E: 0 K: 1 S: 6	H: 1 LOB: 1 BB: 0 P: 6	R: 0 E: 0 K: 1 S: 5	H: 0 LOB: 0 BB: 0 P: 5	R: 0 E: 1 K: 1 S: 6	H: 1 LOB: 1 BB: 0 P: 6	R: 0 E: 0 K: 1 S: 5	H: 0 LOB: 0 BB: 0 P: 5	R: 0 E: 0 K: 1 S: 4	H: 1 LOB: 1 BB: 0 P: 4	R: 2 E: 0 K: 1 S: 7	H: 2 LOB: 1 BB: 1 P: 11	R: 0 E: 0 K: 0 S: 4	H: 1 LOB: 0 BB: 0 P: 4	R: 5 E: 1 K: 0 S: 8	H: 4 LOB: 3 BB: 3 P: 20	R: 1 E: 0 K: 3 S: 11	H: 2 LOB: 2 BB: 1 P: 15	1B: 9 2B: 3 3B: 0 HR: 0	SF: 0 SAC: 0 DP: 1 HBP: 0	WP: 1 PB: 1 CS: 3 SB: 0	PA: 45
PITCHER	IP WLS BF H R ER SO BB IBB HBP BLK WP HR S P ERA WHIP																					
Charles Hudson, R (1, 1) ERA: 4.28	6.0	24	5	2	2	5	1	0	0	0	0	0	0	0	33	37	3.00	1.000				
Bill Campbell, R (7, 1) ERA: 3.43	1.0	6	3	2	2	0	0	0	0	0	0	0	0	6	6	18.00	3.000					
Renie Martin, R (8, 1) ERA: 3.71	1.0	L	9	2	3	0	2	1	0	0	0	0	0	6	18	0.00	4.000					
Don Carman, L (9, 1) ERA: 3.86	1.0	6	2	1	1	3	0	1	0	0	1	0	11	15	9.00	2.000						

Batter	1	2	3	4	5	6	7	8	9	AB	R	H	RBI	BB	SO	LOB	BOTTOM					
Juan Samuel, R (1, 4) OBP: 0.310, SLG: 0.442										5	1	1	2	0	1	3	Montreal Expos @ Philadelphia Phillies Veterans Stadium, Philadelphia, PA Sun Sep 16 1984, 3:33 AM EDT Att: 26,273 - Unknown					
Jeff Stone, L (1, 7) OBP: 0.388, SLG: 0.451										3	0	0	0	1	1	0						
Glenn Wilson, R (8, 7) OBP: 0.278, SLG: 0.378										1	0	1	0	0	0	0						
Von Hayes, L (1, 8) OBP: 0.366, SLG: 0.456										5	1	1	1	0	1	2						
Mike Schmidt, R (1, 5) OBP: 0.390, SLG: 0.547										3	1	0	0	1	2	0						
Tim Corcoran, L (1, 9) OBP: 0.450, SLG: 0.510										4	0	1	0	0	1	0						
John Wockenfuss, R (1, 2) OBP: 0.391, SLG: 0.426										3	0	1	0	1	0	2						
Greg Gross, L (1, 3) OBP: 0.392, SLG: 0.374										2	0	1	1	0	0	1						
John Russell, R (6, PH) OBP: 0.375, SLG: 0.487										1	0	1	0	1	0	0						
Steve Jeltz, S (1, 6) OBP: 0.209, SLG: 0.150										1	1	1	0	2	0	0						
Francisco Melendez, L (8, PH) OBP: 0.200, SLG: 0.143										1	0	0	0	0	1	1						
Don Carman, L (9, 1) ERA: 3.86										0	0	0	0	0	0	0						
Charles Hudson, S (1, 1) OBP: 0.096, SLG: 0.157										2	0	0	0	0	2	4						
Ozzie Virgil, R (6, PH) OBP: 0.337, SLG: 0.449										1	0	0	0	0	0	3						
Bill Campbell, R (7, 1) ERA: 3.43										0	0	0	0	0	0	0						
Renie Martin, R (8, 1) OBP: 0.375, SLG: 0.375										0	0	0	0	0	0	0						
Luis Ajuayo, R (9, 6) OBP: 0.368, SLG: 0.485										1	0	0	0	0	0	0						
Inning Stats	R: 0 E: 0 K: 2 S: 7	H: 0 LOB: 0 BB: 0 P: 7	R: 0 E: 0 K: 0 S: 4	H: 1 LOB: 1 BB: 0 P: 4	R: 2 E: 0 K: 1 S: 7	H: 2 LOB: 0 BB: 0 P: 7	R: 1 E: 0 K: 1 S: 7	H: 2 LOB: 2 BB: 2 P: 15	R: 0 E: 0 K: 1 S: 4	H: 0 LOB: 0 BB: 1 P: 8	R: 0 E: 0 K: 1 S: 5	H: 1 LOB: 2 BB: 2 P: 13	R: 1 E: 0 K: 2 S: 8	H: 1 LOB: 0 BB: 0 P: 8	R: 0 E: 0 K: 1 S: 5	H: 0 LOB: 1 BB: 1 P: 9	R: 0 E: 0 K: 0 S: 4	H: 1 LOB: 1 BB: 0 P: 4	1B: 4 2B: 2 3B: 0 HR: 2	SF: 0 SAC: 0 DP: 2 HBP: 0	WP: 0 PB: 1 CS: 0 SB: 0	PA: 39
PITCHER	IP WLS BF H R ER SO BB IBB HBP BLK WP HR S P ERA WHIP																					
Charlie Lea, R (1, 1) ERA: 2.89	4.0	19	5	3	3	4	2	0	0	0	0	0	9	21	0.00	1.500						
Joe Hesketh, L (5, 1) ERA: 2.12	2.0	8	1	0	0	2	2	1	0	0	0	0	9	21	0.00	1.500						
Jeff Reardon, R (7, 1) ERA: 3.2	1.0	W	4	1	1	1	0	0	0	0	0	1	8	8	9.00	1.000						
Bob James, R (8, 1) ERA: 3.51	2.0	S	8	1	0	0	1	0	0	0	0	0	9	13	0.00	1.000						

Batter	1	2	3	4	5	6	7	8	9	AB	R	H	RBI	BB	SO	LOB	TOP					
Mookie Wilson, S (1, 8) OBP: 0.298, SLG: 0.393	0-0 5-3			0-0 F7		0-0 F8		0-0 4-3		4	0	0	0	0	0	1	New York Mets @ Philadelphia Phillies Veterans Stadium, Philadelphia, PA Mon Sep 17 1984, 7:05 PM EDT Att: 20,483 - Unknown					
Kelvin Chapman, R (1, 4) OBP: 0.359, SLG: 0.393	0-0 5-3			0-3 K		0-3 K			0-0 CS 1B	4	0	1	0	0	2	1						
Keith Hernandez, L (1, 3) OBP: 0.414, SLG: 0.453	0-0 3-1			0-0 3-1			0-0 4-3		0-0 6-3	4	0	0	0	0	0	1						
George Foster, R (1, 7) OBP: 0.307, SLG: 0.433		1-0 CS HBP			0-0 6-3		0-0 HR		0-3 K	3	1	1	1	0	1	0						
Hubie Brooks, R (1, 6) OBP: 0.341, SLG: 0.422		4-0 BB FC6-4			0-0 FC3-6 1B		0-0 4-3			2	0	1	0	1	0	0						
Darryl Strawberry, L (1, 9) OBP: 0.360, SLG: 0.439		0-0 BB FC6-4			0-0 FC3-6 FC6-4 1B		0-0 E S 1B			3	0	1	0	0	0	2						
Ray Knight, R (1, 5) OBP: 0.267, SLG: 0.281		0-0 CS 1-2	0-0 6-3		0-0 FC6-4 1-2		0-0 F3 1-3			3	0	0	0	0	0	2						
Mike Fitzgerald, R (1, 2) OBP: 0.293, SLG: 0.309			0-0 4-3			0-0 SH3-4 1B		0-0 F7		3	0	1	0	0	0	0						
Dwight Gooden, R (1, 1) OBP: 0.186, SLG: 0.179			0-0 6-3			0-0 SH3-4 1-2		0-0 F9		2	0	0	0	0	0	0						
Inning Stats	R: 0 E: 0 K: 0 S: 3	H: 0 LOB: 0 BB: 0 P: 3	R: 0 E: 0 K: 0 S: 1	H: 0 LOB: 0 BB: 1 P: 6	R: 0 E: 0 K: 0 S: 3	H: 0 LOB: 0 BB: 0 P: 3	R: 0 E: 0 K: 1 S: 5	H: 0 LOB: 0 BB: 0 P: 5	R: 0 E: 0 K: 0 S: 4	H: 1 LOB: 1 BB: 0 P: 4	R: 0 E: 0 K: 1 S: 6	H: 1 LOB: 1 BB: 0 P: 6	R: 1 E: 0 K: 0 S: 5	H: 2 LOB: 1 BB: 0 P: 5	R: 0 E: 0 K: 0 S: 3	H: 0 LOB: 0 BB: 0 P: 3	R: 0 E: 0 K: 1 S: 5	H: 1 LOB: 0 BB: 0 P: 5	1B: 4 2B: 0 3B: 0 HR: 1	SF: 0 SAC: 1 DP: 0 HBP: 1	WP: 0 PB: 0 SB: 1 CS: 3	PA: 32
PITCHER Shane Rawley, L (1, 1) ERA: 4.22	IP: 9.0 WLS: W BF: 31 H: 5 R: 1 ER: 1 SO: 3 BB: 1 IBB: 0 HBP: 1 BLK: 0 WP: 0 HR: 1 S: 35 P: 40 ERA: 1.00 WHIP: 0.667																					

Batter	1	2	3	4	5	6	7	8	9	AB	R	H	RBI	BB	SO	LOB	BOTTOM				
Jeff Stone, L (1, 7) OBP: 0.391, SLG: 0.453	0-0 S 1B		0-3 K			0-3 K E S 1B		0-0 BLK S 1B		4	1	2	0	0	2	0	New York Mets @ Philadelphia Phillies Veterans Stadium, Philadelphia, PA Mon Sep 17 1984, 7:05 PM EDT Att: 20,483 - Unknown				
Glenn Wilson, R (9, 7) OBP: 0.278, SLG: 0.378								1-3 1B		0	0	0	0	0	0	0					
Juan Samuel, R (1, 4) OBP: 0.305, SLG: 0.440	0-3 K 1-2			0-0 6-3		0-3 K 1-3		0-3 K 1-3		4	0	0	0	0	3	3					
Von Hayes, L (1, 8) OBP: 0.366, SLG: 0.456	0-3 K			0-0 S BLK 1B		0-0 PO 1B		0-0 1-3		4	0	2	1	0	1	2					
Mike Schmidt, R (1, 5) OBP: 0.388, SLG: 0.543	0-3 K			0-3 K 1-3		0-0 F8				3	0	0	0	0	2	3					
Tim Corcoran, L (1, 9) OBP: 0.448, SLG: 0.508 (7, PR)		0-3 K		0-0 F8		0-0 PO				3	0	1	0	0	1	1					
Ivan De Jesus, R (7, PR) OBP: 0.328, SLG: 0.310										0	0	0	0	0	0	0					
Sixto Lezcano, R (8, 9) OBP: 0.366, SLG: 0.478							0-0 K 1B			0	0	0	0	0	0	0					
Ozzie Virgil, R (1, 2) OBP: 0.335, SLG: 0.446	0-3 K				0-3 K		0-3 K 1-2			3	0	0	0	0	3	1					
Greg Gross, L (1, 3) OBP: 0.391, SLG: 0.374	0-0 P6				0-0 S 1B		0-0 L6			3	0	1	0	0	0	1					
Steve Jeltz, S (1, 6) OBP: 0.200, SLG: 0.143 (8, PH)			0-0 4-3			0-3 K 1-2		0-3 K		2	0	0	0	0	1	1					
Al Oliver, L (8, PH) OBP: 0.336, SLG: 0.367										1	0	0	0	0	1	0					
Kiko Garcia, R (9, 6) OBP: 0.286, SLG: 0.271										0	0	0	0	0	0	0					
Shane Rawley, R (1, 1) OBP: 0.140, SLG: 0.122			0-3 K			0-3 K		0-0 1B BLK WP 1B		3	1	1	0	0	2	1					
Inning Stats	R: 0 E: 0 K: 3 S: 10	H: 1 LOB: 1 BB: 0 P: 10	R: 0 E: 0 K: 2 S: 7	H: 0 LOB: 0 BB: 0 P: 7	R: 0 E: 0 K: 2 S: 7	H: 0 LOB: 0 BB: 0 P: 7	R: 0 E: 0 K: 1 S: 6	H: 1 LOB: 1 BB: 0 P: 6	R: 0 E: 0 K: 3 S: 10	H: 1 LOB: 1 BB: 0 P: 10	R: 1 E: 1 K: 2 S: 8	H: 1 LOB: 0 BB: 0 P: 8	R: 0 E: 0 K: 1 S: 5	H: 1 LOB: 1 BB: 0 P: 5	R: 1 E: 0 K: 2 S: 9	H: 2 LOB: 1 BB: 0 P: 9		1B: 7 2B: 0 3B: 0 HR: 0	SF: 0 SAC: 0 DP: 0 HBP: 0	WP: 1 PB: 1 SB: 5 CS: 0	PA: 31
PITCHER Dwight Gooden, R (1, 1) ERA: 2.66	IP: 8.0 WLS: L BF: 30 H: 7 R: 2 ER: 1 SO: 16 BB: 0 IBB: 0 HBP: 0 BLK: 2 WP: 1 HR: 0 S: 62 P: 62 ERA: 1.12 WHIP: 0.875																				

AB 28
R 1
H 5
RBI 1
BB 1
SO 3
LOB 7



AB 30
R 2
H 7
RBI 1
BB 0
SO 16
LOB 13



Batter	1	2	3	4	5	6	7	8	9	AB	R	H	RBI	BB	SO	LOB	TOP								
Wally Backman, S OBP: 0.391, SLG: 0.337	L6		4-3			1B	K		SH5-4	4	1	1	0	0	1	3	New York Mets @ Philadelphia Phillies Veterans Stadium, Philadelphia, PA Tue Sep 18 1984, 7:05 PM EDT Att: 18,765 - Unknown								
Mookie Wilson, S OBP: 0.391, SLG: 0.395	4-3			K		1B			4-3 HR	4	2	2	3	1	1	0									
Keith Hernandez, L OBP: 0.412, SLG: 0.451	F7			6-3		1B	6-3		4-3	5	0	1	1	1	0	4									
Darryl Strawberry, L OBP: 0.342, SLG: 0.446		FC1-4 BB		3-1		1B			3-1	4	1	2	4	1	0	0									
George Foster, R OBP: 0.308, SLG: 0.433	FC1-4					1B			HR	5	0	2	0	0	0	4									
Jesse Orosco, R OBP: 0.571, SLG: 0.250	FC5-4					1B			F8	0	0	0	0	0	0	0									
Hubie Brooks, R OBP: 0.342, SLG: 0.423	FC5-4					1B				4	1	2	0	0	0	2									
Ray Knight, R OBP: 0.267, SLG: 0.278	1-3					1B	BB	BB		3	1	0	0	1	1	4									
Mike Fitzgerald, R OBP: 0.290, SLG: 0.305			5-3			1B			FC6-4	4	0	0	0	0	1	5									
Wall Terrell, L Hans Wiersma, L Brian Gaff, R Denny Hays, L Jose Oquendo, S Tom Gorman, L Rudy Staub, L Ron Garmon, R	F7						F7		4-3 SH5-4 HR	1	0	0	0	0	0	0									
Inning Stats	R: 0 E: 0 K: 0 S: 3	H: 0 LOB: 0 BB: 0 P: 3	R: 0 E: 0 K: 0 S: 3	H: 0 LOB: 1 BB: 1 P: 7	R: 0 E: 0 K: 0 S: 3	H: 0 LOB: 0 BB: 0 P: 3	R: 0 E: 0 K: 1 S: 5	H: 0 LOB: 0 BB: 0 P: 5	R: 0 E: 0 K: 0 S: 4	H: 1 LOB: 1 BB: 0 P: 4	R: 2 E: 0 K: 0 S: 6	H: 4 LOB: 1 BB: 0 P: 6	R: 3 E: 0 K: 2 S: 9	H: 2 LOB: 2 BB: 2 P: 17	R: 0 E: 0 K: 1 S: 7	H: 2 LOB: 2 BB: 0 P: 7	R: 3 E: 0 K: 0 S: 5	H: 2 LOB: 1 BB: 1 P: 9	1B: 9 2B: 1 3B: 0 HR: 1	SF: 0 SAC: 1 DP: 1 HBP: 0	WP: 0 PB: 0 SB: 0 CS: 0	PA: 41			
PITCHER	IP	WLS	BF	H	R	ER	SO	BB	IBB	HBP	BLK	WP	HR	S	P	ERA	WHIP	PITCHER							
John Denny, R ERA: 2.33	(1, 1)	6.2	29	7	5	5	3	3	0	0	0	0	0	32	44	6.75	1.500								
Tug McGraw, L ERA: 3.79	(7, 1)	1.1	6	2	0	0	1	0	0	0	0	0	0	8	8	0.00	1.500								
Larry Andersen, R ERA: 2.01	(9, 1)	0.1	L 3	1	2	2	0	0	1	0	0	0	0	2	6	54.00	3.000								
Al Holland, L ERA: 3.39	(9, 1)	0.2	3	1	1	1	0	0	0	0	0	0	1	3	3	13.50	1.500								

Batter	1	2	3	4	5	6	7	8	9	AB	R	H	RBI	BB	SO	LOB	BOTTOM								
Jeff Stone, L OBP: 0.391, SLG: 0.447	K			HR		PB		K		4	1	1	0	1	2	3	New York Mets @ Philadelphia Phillies Veterans Stadium, Philadelphia, PA Tue Sep 18 1984, 7:05 PM EDT Att: 18,765 - Unknown								
Larry Andersen, R		FC3-6		BB		BLK				0	0	0	0	0	0	0									
Al Holland, R						1B				0	0	0	0	0	0	0									
Juan Samuel, R OBP: 0.395, SLG: 0.444	6-3			HR		K			1-3	5	1	2	2	0	1	1									
Von Hayes, L OBP: 0.363, SLG: 0.452	F8			HR						5	0	0	0	0	1	1									
Mike Schmidt, R OBP: 0.390, SLG: 0.547		F8		BB		1B			F8	4	0	2	0	1	0	0									
Al Oliver, L OBP: 0.336, SLG: 0.365		F7		BB		G6-4-3				3	0	0	0	1	1	2									
John Russell, R OBP: 0.380, SLG: 0.488		2B		1B		K			K	4	1	2	0	0	2	1									
Ozzie Virgil, R OBP: 0.336, SLG: 0.449		1B		FC5-4					K	4	1	2	1	0	1	3									
Steve Jeltz, S OBP: 0.208, SLG: 0.156										3	0	1	0	0	0	1									
John Wockenfuss, R OBP: 0.388, SLG: 0.424						L4-3			F8	1	0	0	0	0	0	0									
Ivan De Jesus, R OBP: 0.328, SLG: 0.310										0	0	0	0	0	0	0									
John Denny, R OBP: 0.222, SLG: 0.205										3	1	2	1	0	0	0									
Tug McGraw, R OBP: 0.333, SLG: 0.333										0	0	0	0	0	0	0									
Sixto Lezcano, R OBP: 0.368, SLG: 0.480						1B				1	0	1	0	0	0	0									
Inning Stats	R: 0 E: 0 K: 1 S: 5	H: 0 LOB: 0 BB: 0 P: 5	R: 2 E: 0 K: 0 S: 7	H: 4 LOB: 2 BB: 0 P: 7	R: 0 E: 0 K: 0 S: 4	H: 2 LOB: 3 BB: 2 P: 12	R: 2 E: 0 K: 0 S: 4	H: 1 LOB: 0 BB: 1 P: 8	R: 0 E: 0 K: 1 S: 5	H: 1 LOB: 0 BB: 0 P: 5	R: 1 E: 0 K: 1 S: 7	H: 3 LOB: 1 BB: 0 P: 7	R: 0 E: 0 K: 2 S: 8	H: 1 LOB: 1 BB: 0 P: 8	R: 0 E: 0 K: 2 S: 8	H: 1 LOB: 1 BB: 0 P: 8	R: 0 E: 0 K: 1 S: 5	H: 0 LOB: 0 BB: 0 P: 5	1B: 10 2B: 2 3B: 1 HR: 1	SF: 0 SAC: 0 DP: 3 HBP: 0	WP: 0 PB: 1 SB: 0 CS: 0	PA: 40			
PITCHER	IP	WLS	BF	H	R	ER	SO	BB	IBB	HBP	BLK	WP	HR	S	P	ERA	WHIP	PITCHER							
Wall Terrell, R ERA: 3.46	(1, 1)	5.0	24	8	4	4	2	3	0	0	0	0	0	7	7	9.00	3.000								
Brent Gaff, R ERA: 3.52	(6, 1)	1.0	5	3	1	1	1	0	0	0	1	0	0	7	7	9.00	3.000								
Tom Gorman, L ERA: 3.08	(7, 1)	2.0	W 8	2	0	0	4	0	0	0	0	0	0	16	16	0.00	1.000								
Jesse Orosco, L ERA: 2.73	(9, 1)	1.0	S 3	0	0	0	1	0	0	0	0	0	0	5	5	0.00	0.000								

Batter	1	2	3	4	5	6	7	8	9	AB	R	H	RBI	BB	SO	LOB	TOP			
Mookie Wilson, S OBP: 0.299, SLG: 0.393 Rafael Santana, R OBP: 0.326, SLG: 0.366	K		P6		F9			K	FC3-6 HR	3	0	0	0	1	3	2	1 0 0 0 1 3			
Kelvin Chapman, R OBP: 0.365, SLG: 0.421	6-3			G5-3 1B			K	SF9 1B	HR	5	2	3	3	0	1	0	5 2 3 3 0 1 0			
Keith Hernandez, L OBP: 0.412, SLG: 0.451 John Christensen, R OBP: 0.400, SLG: 0.667	5-3			G5-3 1B				SF9	K	2	0	1	0	0	0	0	2 0 1 0 0 0 0			
George Foster, R OBP: 0.306, SLG: 0.430 Herm Wittingham, L OBP: 0.417, SLG: 0.590	K			G5-3	F9			1B		3	0	0	0	0	1	3	1 0 1 1 0 0 0			
Hubie Brooks, R OBP: 0.341, SLG: 0.421 Kevin Mitchell, R OBP: 0.200, SLG: 0.200	6-3			K	F9			1B		2	0	0	0	0	1	1	2 0 0 0 0 1 1			
Darryl Strawberry, L OBP: 0.341, SLG: 0.444 Billy Beane, R	K				F7		K	P6		2	0	0	0	0	1	0	2 0 0 0 0 1 0			
Ray Knight, R OBP: 0.270, SLG: 0.281			6-3		E4 3-1 1B		F9		FC3-6 1B HR	4	1	2	0	0	0	0	4 1 2 0 0 0 0			
Mike Fitzgerald, R OBP: 0.265, SLG: 0.340 Calvin Schiraldi, R OBP: 0.299, SLG: 0.294 Jerry Martin, R OBP: 0.229, SLG: 0.259 Ed Lynch, R OBP: 0.229, SLG: 0.259 Junior Ortiz, R OBP: 0.246, SLG: 0.236 Wes Gardner, R OBP: 0.284, SLG: 0.249					3-1		K		FC3-6 1B	1	0	1	0	0	0	0	1 0 0 1 0 0 0 0 0			
Ron Darling, R OBP: 0.169, SLG: 0.175 Brent Gaff, R	6-3							2B SF9 BB	F8	0	0	0	0	0	0	0	0 0 0 0 0 0 0 0			
John Stearns, R OBP: 0.429, SLG: 0.400										2	1	0	0	2	0	3	2 1 0 0 2 0 0 3			
Inning Stats	R: 0 E: 0 K: 1 S: 5	H: 0 LOB: 0 BB: 0 P: 5	R: 0 E: 0 K: 2 S: 7	H: 0 LOB: 0 BB: 0 P: 7	R: 0 E: 0 K: 0 S: 4	H: 1 LOB: 1 BB: 0 P: 4	R: 0 E: 0 K: 1 S: 6	H: 2 LOB: 1 BB: 0 P: 6	R: 0 E: 1 K: 0 S: 4	H: 1 LOB: 2 BB: 1 P: 8	R: 0 E: 0 K: 2 S: 6	H: 0 LOB: 0 BB: 0 P: 7	R: 0 E: 0 K: 2 S: 7	H: 3 LOB: 2 BB: 0 P: 12	R: 3 E: 0 K: 1 S: 8	H: 3 LOB: 0 BB: 0 P: 8	1B: 7 2B: 3 3B: 0 HR: 1	SF: 1 SAC: 0 DP: 1 HBP: 0	WP: 0 PB: 0 SB: 0 CS: 0	PA: 39
PITCHER	IP WLS BF H R ER SO BB IBB HBP BLK WP HR S P ERA WHIP																			
Steve Carlton, L ERA: 3.58	(1, 1)	8.0 W 33 8 2 2 8 2 0 0 0 0 0 47 55 2.25 1.250																		
Don Carman, L ERA: 6.1	(9, 1)	1.0 6 3 3 3 1 0 0 0 0 0 1 8 8 27.00 3.000																		

New York Mets @ Philadelphia Phillies
 Veterans Stadium, Philadelphia, PA
 Wed Sep 19 1984, 7:05 PM EDT
 Att: 19,142 - Unknown

AB	36
R	5
H	11
RBI	5
BB	2
SO	9
LOB	17



Batter	1	2	3	4	5	6	7	8	9	AB	R	H	RBI	BB	SO	LOB	BOTTOM			
Jeff Stone, L OBP: 0.407, SLG: 0.471	1B WP	E SF8 1B	1-2 2-3 BB		3B		1-3	FC3-6 1B		5	3	4	2	1	0	0	5 3 4 2 1 0 0			
Juan Samuel, R OBP: 0.395, SLG: 0.443 Luis Aguayo, R OBP: 0.364, SLG: 0.478	WP 1B	F9	K		K		1B	K		5	2	2	0	0	2	5	1 0 0 0 0 1 2			
Von Hayes, L OBP: 0.366, SLG: 0.458	4-3 1H 3H 3B	E6 S	F7		E		BB 1B	FC3-6 1B		6	2	4	2	0	0	4	6 2 4 2 0 0 4			
Al Oliver, L OBP: 0.337, SLG: 0.365 Francisco Melendez, L OBP: 0.235, SLG: 0.188	4-3	FC6-4 IBB		E3	E4		BB	FC3-6		3	0	1	1	1	0	1	2 0 1 1 1 0 1			
Ozzie Virgil, R OBP: 0.335, SLG: 0.446 Michael LaValliere, L	BB 3B	SF8		K	F7		P3	K		3	1	0	1	1	1	4	1 0 0 0 0 1 2			
John Russell, R OBP: 0.381, SLG: 0.500	F9	FC6-4		K			SF8 3B			4	1	1	0	1	1	5	4 1 1 0 1 1 5			
Rick Schu, R OBP: 0.407, SLG: 0.650	3B BB		FC1-5 BB	K			SF8	5-3		2	1	0	1	2	1	4	2 1 0 1 2 1 4			
Steve Jeltz, S OBP: 0.245, SLG: 0.224			BB FC1-5		E6 F9 3B		E1 G4-6-3	BB 1B		4	2	2	3	1	0	0	4 2 2 3 1 0 0			
Steve Carlton, L OBP: 0.209, SLG: 0.250 Len Matuszek, L OBP: 0.353, SLG: 0.462 Don Carman, L	F7		FC1-5 BB		F9		G4-6-3	1B FC3-6 BB		4	0	0	0	0	0	5	0 1 0 0 1 0 0			
Inning Stats	R: 5 E: 0 K: 0 S: 7	H: 4 LOB: 1 BB: 2 P: 15	R: 1 E: 1 K: 0 S: 5	H: 1 LOB: 2 BB: 1 P: 9	R: 0 E: 0 K: 1 S: 5	H: 0 LOB: 3 BB: 3 P: 17	R: 0 E: 1 K: 3 S: 10	H: 0 LOB: 1 BB: 0 P: 10	R: 3 E: 2 K: 1 S: 9	H: 3 LOB: 1 BB: 0 P: 9	R: 1 E: 0 K: 0 S: 4	H: 1 LOB: 0 BB: 0 P: 4	R: 1 E: 0 K: 0 S: 6	H: 3 LOB: 3 BB: 1 P: 10	R: 2 E: 0 K: 2 S: 10	H: 3 LOB: 2 BB: 1 P: 14	1B: 11 2B: 0 3B: 4 HR: 0	SF: 2 SAC: 0 DP: 1 HBP: 0	WP: 1 PB: 0 SB: 0 CS: 0	PA: 50
PITCHER	IP WLS BF H R ER SO BB IBB HBP BLK WP HR S P ERA WHIP																			
Ron Darling, R ERA: 3.74	(1, 1)	1.1 L 13 5 6 5 0 0 2 1 0 0 0 0 10 22 33.75 5.250																		
Brent Gaff, R ERA: 3.89	(2, 1)	0.2 2 0 0 0 0 0 0 0 0 0 0 2 2 0.00 0.000																		
Calvin Schiraldi, R ERA: 4.06	(3, 1)	2.0 10 0 0 0 1 4 3 0 0 0 0 0 15 27 0.00 1.500																		
Ed Lynch, R ERA: 4.42	(5, 1)	2.0 11 4 4 1 0 4 0 0 0 0 0 0 13 23 4.50 2.000																		
Wes Gardner, R ERA: 6.94	(7, 1)	2.0 14 6 3 3 2 2 0 0 0 0 0 0 16 24 13.50 4.000																		

New York Mets @ Philadelphia Phillies
 Veterans Stadium, Philadelphia, PA
 Wed Sep 19 1984, 7:05 PM EDT
 Att: 19,142 - Unknown

AB	40
R	13
H	15
RBI	12
BB	8
SO	7
LOB	34



Batter	1	2	3	4	5	6	7	8	9	AB	R	H	RBI	BB	SO	LOB	TOP								
Juan Samuel, R (1,4) OBP: 0.308, SLG: 0.443	0-0 3B			0-0 2B		0-0 F9		0-0 6-3		4	0	2	0	0	0	2									
Von Hayes, L (1,8) OBP: 0.363, SLG: 0.452	0-0 F8			0-0 3-1		0-0 P6			0-0 E9 1B SF9	4	1	1	0	0	0	1									
Mike Schmidt, R (1,5) OBP: 0.391, SLG: 0.548	0-0 F7			0-3 K			0-0 P4		0-0 1B	4	0	1	0	0	1	1									
John Wockenfuss, R (1,3) OBP: 0.391, SLG: 0.425		0-0 1B		0-0 6-3			0-0 F8		0-3 K	3	0	1	0	0	0	1									
Len Matuszek, L (9, PH) OBP: 0.352, SLG: 0.460										0	0	0	0	0	0	0									
Rick Schu, R (9, PH) OBP: 0.393, SLG: 0.619										1	0	0	0	0	1	2									
Ozzie Virgil, R (1,2) OBP: 0.331, SLG: 0.439		0-3 K				0-0 F7			0-0 SF9	3	0	0	1	0	1	1									
Glenn Wilson, R (1,7) OBP: 0.275, SLG: 0.372		0-0 G6-4-3 1-2f				0-3 K			0-0 F8	4	0	0	0	0	1	2									
John Russell, R (1,9) OBP: 0.356, SLG: 0.462				0-0 6-3		0-0 P4			0-3 K	3	0	0	0	0	1	0									
Steve Jeltz, S (1,6) OBP: 0.286, SLG: 0.310				0-0 F9				0-0 HR	0-0 BB 1B	3	1	2	1	0	0	0									
Shane Rawley, R (1,1) OBP: 0.136, SLG: 0.119				0-3 K				0-0 6-3	4-0 BB	1	0	0	0	0	1	0									
Luis Aguayo, R (6, PH) OBP: 0.359, SLG: 0.471										1	0	0	0	0	0	0									
Renie Martin, R (6, PH) OBP: 0.375, SLG: 0.375										0	0	0	0	0	0	0									
Sixto Lezcano, R (8, PH) OBP: 0.370, SLG: 0.480										0	0	0	0	1	0	0									
Kevin Gross, R (8,1) OBP: 0.071, SLG: 0.037									1-2 BB	0	0	0	0	0	0	0									
Inning Stats	R: 0 E: 0 K: 0 S: 3	H: 1 LOB: 0 BB: 0 P: 3	R: 0 E: 0 K: 1 S: 5	H: 1 LOB: 0 BB: 0 P: 5	R: 0 E: 0 K: 1 S: 5	H: 0 LOB: 0 BB: 0 P: 5	R: 0 E: 0 K: 1 S: 6	H: 1 LOB: 1 BB: 0 P: 6	R: 0 E: 0 K: 1 S: 5	H: 0 LOB: 0 BB: 0 P: 5	R: 1 E: 0 K: 0 S: 4	H: 1 LOB: 0 BB: 0 P: 4	R: 0 E: 0 K: 0 S: 3	H: 0 LOB: 0 BB: 0 P: 3	R: 0 E: 0 K: 1 S: 6	H: 1 LOB: 2 BB: 1 P: 10	R: 1 E: 1 K: 1 S: 7	H: 2 LOB: 1 BB: 0 P: 7	1B: 4 2B: 1 3B: 1 HR: 1	SF: 1 SAC: 0 DP: 1 HBP: 0	WP: 0 PB: 0 SB: 0 CS: 0	PA: 33			
PITCHER	IP	WLS	BF	H	R	ER	SO	BB	IBB	HBP	BLK	WP	HR	S	P	ERA	WHIP								
John Tudor, L (1,1) ERA: 3.35	7.2	W	27	5	1	1	5	1	0	0	0	0	1	36	40	1.17	0.783								
Kent Tekulve, R (8,1) ERA: 2.57	0.1		3	2	1	0	0	0	0	0	0	0	0	3	3	0.00	6.000								
John Candelaria, L (9,1) ERA: 2.73	1.0	S	3	0	0	0	1	0	0	0	0	0	0	5	5	0.00	0.000								

Philadelphia Phillies @ Pittsburgh Pirates
Three Rivers Stadium, Pittsburgh, PA
Sun Sep 23 1984, 3:33 AM EDT
Att: 11,249 - Unknown

AB	31
R	2
H	7
RBI	2
BB	1
SO	6
LOB	10



Batter	1	2	3	4	5	6	7	8	9	AB	R	H	RBI	BB	SO	LOB	BOTTOM								
Joe Orsulak, L (1,8) OBP: 0.256, SLG: 0.220	4-0 E S G4-6-3 BB		0-0 5-3 1B	4-3		0-0 G3		0-0 4-3		4	2	1	0	1	0	4									
Lee Lacy, R (1,9) OBP: 0.363, SLG: 0.462	4-0 G4-6-3 BB		0-0 5-3		0-0 FC4 1B		0-0 F2			3	0	1	0	1	0	2									
Johnny Ray, S (1,4) OBP: 0.358, SLG: 0.433	0-0 G4-6-3 1-2f 3-H		0-0 2B 1B		0-0 FC4 FC1-4 S 1-2f		0-0 6-3			4	1	1	2	0	0	2									
Jason Thompson, L (1,3) OBP: 0.358, SLG: 0.392	0-0 FC4-6 1B		0-0 1-H 2B		4-0 FC1-4 BB		4-0 FC6-4 BB			2	0	2	1	2	0	0									
Tony Peña, R (1,2) OBP: 0.334, SLG: 0.426	0-0 FC4-6 1-2f		4-0 BB		0-0 FC1-4 CS 1-2f 2-3		0-0 FC6-4			3	0	0	0	1	0	4									
Jim Morrison, R (1,5) OBP: 0.321, SLG: 0.432		0-0 6-3	0-0 P4		0-0 CS	0-0 SH5-4 BB 1B		0-0 PB 2B		4	0	2	0	0	0	2									
Brian Harper, R (1,7) OBP: 0.276, SLG: 0.324		0-0 F8	0-0 P6			0-0 F7		1-0 PB HBP		3	0	0	0	0	0	3									
Doug Frobel, L (7,9) OBP: 0.266, SLG: 0.385										0	0	0	0	0	0	0									
Ron Wotus, R (1,6) OBP: 0.300, SLG: 0.326		0-0 4-3		0-0 F9		4-0 SH5-4 BB		0-0 L6		3	0	0	0	1	0	2									
John Tudor, L (1,1) OBP: 0.247, SLG: 0.230			0-0 P4			0-0 SH5-4 BB		0-0 1-3		2	1	1	0	0	0	0									
Kent Tekulve, R (8,1) ERA: 3.5										1	0	0	0	0	0	2									
John Candelaria, L (9,1) OBP: 0.182, SLG: 0.210			5-3 1B 1B			1-2 2-3				0	0	0	0	0	0	0									
Inning Stats	R: 1 E: 0 K: 0 S: 3	H: 1 LOB: 1 BB: 2 P: 11	R: 0 E: 0 K: 0 S: 3	H: 0 LOB: 0 BB: 0 P: 3	R: 3 E: 0 K: 0 S: 7	H: 4 LOB: 2 BB: 1 P: 11	R: 0 E: 0 K: 0 S: 3	H: 0 LOB: 0 BB: 0 P: 3	R: 0 E: 0 K: 0 S: 3	H: 1 LOB: 1 BB: 1 P: 7	R: 0 E: 0 K: 0 S: 4	H: 1 LOB: 2 BB: 1 P: 8	R: 0 E: 0 K: 0 S: 3	H: 0 LOB: 1 BB: 1 P: 7	R: 0 E: 0 K: 0 S: 4	H: 1 LOB: 2 BB: 0 P: 5	R: 0 E: 0 K: 0 S: 4	H: 1 LOB: 2 BB: 0 P: 5	1B: 6 2B: 2 3B: 0 HR: 0	SF: 0 SAC: 1 DP: 1 HBP: 1	WP: 0 PB: 1 SB: 2 CS: 1	PA: 38			
PITCHER	IP	WLS	BF	H	R	ER	SO	BB	IBB	HBP	BLK	WP	HR	S	P	ERA	WHIP								
Shane Rawley, L (1,1) ERA: 4.31	5.0	L	23	6	4	4	0	0	0	0	0	0	0	19	35	7.20	2.000								
Renie Martin, R (6,1) ERA: 3.5	2.0		9	1	0	0	0	2	0	0	0	0	0	7	15	0.00	1.500								
Kevin Gross, R (8,1) ERA: 4.14	1.0		5	1	0	0	0	0	0	1	0	0	0	4	5	0.00	1.000								

Philadelphia Phillies @ Pittsburgh Pirates
Three Rivers Stadium, Pittsburgh, PA
Sun Sep 23 1984, 3:33 AM EDT
Att: 11,249 - Unknown

AB	29
R	4
H	8
RBI	3
BB	6
SO	0
LOB	21



Batter	1	2	3	4	5	6	7	8	9	AB	R	H	RBI	BB	SO	LOB	TOP			
Jeff Stone, L OBP: 0.396, SLG: 0.465 (1, 7)	4-3	F7		SF7		K			E1	4	0	0	1	0	1	2	Philadelphia Phillies @ New York Mets Shea Stadium, Flushing, NY Mon Sep 24 1984, 7:05 PM EDT Att: 11,071 - Unknown livebaseballscorecards.com			
Juan Samuel, R OBP: 0.306, SLG: 0.447 (1, 4)	HR		FC5-4	F8			F8		6-3	5	2	2	1	0	0	2				
Von Hayes, L OBP: 0.362, SLG: 0.455 (1, 8)	G3		E4		HR		F7		G3	5	1	1	1	1	0	2				
Mike Schmidt, R OBP: 0.388, SLG: 0.543 (1, 5)	4-3		FC5-4		K				K	5	0	0	1	0	3	2				
Al Oliver, L OBP: 0.343, SLG: 0.371 (1, 3)		BB							K	3	1	2	0	1	1	0				
Tim Corcoran, L OBP: 0.438, SLG: 0.495 Sixto Lezcano, R OBP: 0.372, SLG: 0.482 (8, PH) (8, 9)		F8		9-2		K			BB	3	0	0	0	0	1	4				
Ozzie Virgil, R OBP: 0.332, SLG: 0.439 (1, 2)									1B	1	0	1	0	0	0	0				
Steve Jeltz, S OBP: 0.303, SLG: 0.317 John Wockenfuss, R OBP: 0.394, SLG: 0.425 Ivan De Jesus, R OBP: 0.326, SLG: 0.309 (8, PH) (8, PH) (8, 6)										2	0	1	0	1	0	0				
John Denny, R OBP: 0.213, SLG: 0.200 John Russell, R OBP: 0.352, SLG: 0.457 Larry Andersen, R OBP: 0.333, SLG: 0.333 (8, PH) (8, 1)										0	0	0	0	1	0	0				
Tug McGraw, R OBP: 0.333, SLG: 0.333 (8, 1)										0	0	0	0	0	0	0				
Inning Stats	R: 1 E: 0 K: 0 S: 4	H: 1 LOB: 0 BB: 4	R: 2 E: 0 K: 0 S: 5	H: 2 LOB: 2 BB: 1 P: 9	R: 1 E: 1 K: 0 S: 5	H: 2 LOB: 1 BB: 0 P: 5	R: 1 E: 0 K: 0 S: 5	H: 2 LOB: 1 BB: 1 P: 5	R: 1 E: 0 K: 2 S: 8	H: 1 LOB: 2 BB: 1 P: 12	R: 0 E: 0 K: 1 S: 5	H: 0 LOB: 0 BB: 0 P: 5	R: 0 E: 0 K: 2 S: 8	H: 1 LOB: 2 BB: 1 P: 12	R: 0 E: 1 K: 1 S: 6	H: 0 LOB: 1 BB: 0 P: 6	1B: 6 2B: 2 3B: 0 HR: 2	SF: 2 SAC: 1 DP: 1 HBP: 0	WP: 0 PB: 0 SB: 0 CS: 0	PA: 40
PITCHER	IP WLS BF H R ER SO BB IBB HBP BLK WP HR S P ERA WHIP																			
Walt Terrell, R ERA: 3.57 (1, 1)	4.0	20	7	4	4	0	0	1	0	0	0	0	0	1	19	23	9.00	2.000		
Tom Gorman, L ERA: 3.02 (5, 1)	3.0	11	1	1	1	5	1	0	0	0	0	1	20	24	3.00	0.667				
Jesse Orosco, L ERA: 2.61 (8, 1)	1.0	5	1	0	0	2	1	0	0	0	0	0	8	12	0.00	2.000				
Brent Gaff, R ERA: 3.69 (9, 1)	1.0	4	0	0	0	1	0	0	0	0	0	0	6	6	0.00	0.000				

Batter	1	2	3	4	5	6	7	8	9	AB	R	H	RBI	BB	SO	LOB	BOTTOM			
Wally Backman, S OBP: 0.357, SLG: 0.339 (1, 4)	2B	L6		FC1-2						2	1	1	1	3	0	0	Philadelphia Phillies @ New York Mets Shea Stadium, Flushing, NY Mon Sep 24 1984, 7:05 PM EDT Att: 11,071 - Unknown livebaseballscorecards.com			
Danny Heep, L OBP: 0.314, SLG: 0.307 Kelvin Chapman, R OBP: 0.360, SLG: 0.414 Herm Wittingham, L OBP: 0.395, SLG: 0.462 (1, 9) (8, PH) (8, 8)										3	1	1	0	0	1	3				
Keith Hernandez, L OBP: 0.412, SLG: 0.453 (1, 3)										4	1	0	0	1	1	4				
Darryl Strawberry, L OBP: 0.342, SLG: 0.451 (1, 8) (9, 9)										2	1	1	3	2	0	0				
George Foster, R OBP: 0.310, SLG: 0.435 (1, 7)										4	0	1	1	0	1	2				
Hubie Brooks, R OBP: 0.342, SLG: 0.418 (1, 6)										3	1	1	0	1	0	1				
Ray Knight, R OBP: 0.272, SLG: 0.291 (1, 5)										4	2	2	0	0	0	1				
Mike Fitzgerald, R OBP: 0.288, SLG: 0.306 (1, 2)										4	0	1	0	0	0	2				
Walt Terrell, L OBP: 0.287, SLG: 0.113 Ron Hodges, L OBP: 0.257, SLG: 0.287 Mookie Wilson, S OBP: 0.301, SLG: 0.395 Tom Gorman, L OBP: 0.301, SLG: 0.395 Jesse Orosco, R OBP: 0.314, SLG: 0.250 Rusty Staub, L OBP: 0.296, SLG: 0.314 José Oquendo, S OBP: 0.296, SLG: 0.249 Brent Gaff, R OBP: 0.333, SLG: 0.333 (1, 1) (4, PH) (4, PH) (8, 1) (8, PH) (8, PH) (8, 1)										1	0	0	0	0	1	0				
Inning Stats	R: 4 E: 0 K: 0 S: 5	H: 3 LOB: 0 BB: 2 P: 13	R: 0 E: 0 K: 1 S: 5	H: 0 LOB: 0 BB: 0 P: 5	R: 0 E: 0 K: 2 S: 6	H: 0 LOB: 0 BB: 1 P: 10	R: 1 E: 0 K: 0 S: 5	H: 2 LOB: 3 BB: 1 P: 10	R: 0 E: 0 K: 0 S: 4	H: 1 LOB: 1 BB: 0 P: 4	R: 0 E: 0 K: 0 S: 3	H: 0 LOB: 0 BB: 0 P: 3	R: 0 E: 0 K: 1 S: 5	H: 0 LOB: 2 BB: 2 P: 13	R: 2 E: 1 K: 1 S: 8	H: 3 LOB: 2 BB: 1 P: 12		1B: 6 2B: 2 3B: 1 HR: 0	SF: 0 SAC: 1 DP: 1 HBP: 1	WP: 0 PB: 0 SB: 0 CS: 2
PITCHER	IP WLS BF H R ER SO BB IBB HBP BLK WP HR S P ERA WHIP																			
John Denny, R ERA: 2.52 (1, 1)	7.0	32	6	5	5	4	5	1	1	0	0	0	3	3	6.43	1.571				
Larry Andersen, R ERA: 2.19 (8, 1)	0.0	3	2	2	1	0	0	0	0	0	0	3	3	∞	∞					
Tug McGraw, L ERA: 3.38 (8, 1)	1.0	4	1	0	0	1	0	1	0	0	0	5	9	0.00	1.000					

Batter	1	2	3	4	5	6	7	8	9	AB	R	H	RBI	BB	SO	LOB	TOP			
Jeff Stone, L (1, 7) OBP: 0.396, SLG: 0.460 Glenn Wilson, R (9, 7) OBP: 0.275, SLG: 0.372	4-0 G3-6-1 S BB		0-0 L1			0-0 F7	0-3 K		0-0 CS 1B	4	0	1	0	1	1	2				
Juan Samuel, R (1, 4) OBP: 0.309, SLG: 0.447	4-0 G3-6-1 1-2 BB			0-0 S S 4-3 1B		0-0 4-3		0-0 2-3	0-0 CS 1-2	3	1	1	0	1	0	0				
Von Hayes, L (1, 8) OBP: 0.363, SLG: 0.456	0-0 G3-6-1 1-2 2-3			4-0 S S 1-2 CS BB		0-0 4-3		0-0 1B 2B		3	1	1	0	1	0	2				
Al Oliver, L (1, 3) OBP: 0.343, SLG: 0.371 Sixto Lezcano, R (7, 9) OBP: 0.371, SLG: 0.480	0-0 3-1			0-0 1-2 2H		0-0 4-3		0-0 PB BB SF9 1B	0-3 K	3	1	1	1	0	0	2				
Tim Corcoran, L (1, 9) OBP: 0.440, SLG: 0.493		0-0 F7		0-0 F7				4-0 SF9 PB 1-2 FC6-4 BB	0-0 1B 2H	3	1	1	1	1	0	0				
Ozzie Virgil, R (1, 2) OBP: 0.333, SLG: 0.439		0-0 5-3				0-0 6-3		4-0 FC6-4 1-2 2-3 IBB	0-0 1B	3	0	1	0	1	0	0				
Rick Schu, R (1, 5) OBP: 0.400, SLG: 0.609 Len Matuszek, L (7, PH) OBP: 0.351, SLG: 0.460 Ivan De Jesus, R (7, 6) OBP: 0.326, SLG: 0.308 Tug McGraw, R (8, 1) OBP: 0.333, SLG: 0.333 Larry Andersen, R (9, 1)								0-0 SF9 2-3 3-H	0-3 K	2	0	1	0	0	0	0				
Steve Jeltz, S (1, 6) OBP: 0.294, SLG: 0.306 Greg Gross, L (7, PH) OBP: 0.389, SLG: 0.372 Luis Aguayo, R (7, 5) OBP: 0.354, SLG: 0.465								0-0 FC6-4 1-2 3-H	0-3 K	2	0	0	0	0	2	1				
Kevin Gross, R (1, 1) OBP: 0.097, SLG: 0.067 Kiko Garcia, R (8, 6) OBP: 0.281, SLG: 0.267								0-0 F9	0-3 K	3	0	1	0	0	1	1				
Inning Stats	R: 0 E: 0 K: 0 S: 2	H: 0 LOB: 1 BB: 2 P: 10	R: 0 E: 0 K: 0 S: 3	H: 0 LOB: 0 BB: 0 P: 3	R: 0 E: 0 K: 1 S: 5	H: 0 LOB: 0 BB: 0 P: 5	R: 1 E: 0 K: 0 S: 3	H: 1 LOB: 0 BB: 1 P: 7	R: 0 E: 0 K: 2 S: 8	H: 1 LOB: 1 BB: 0 P: 8	R: 2 E: 0 K: 1 S: 7	H: 2 LOB: 2 BB: 2 P: 15	R: 1 E: 0 K: 2 S: 10	H: 3 LOB: 2 BB: 0 P: 10	R: 0 E: 0 K: 2 S: 7	H: 1 LOB: 0 BB: 0 P: 7	1B: 7 2B: 1 3B: 0 HR: 0	SF: 1 SAC: 0 DP: 1 HBP: 0	WP: 0 PB: 1 SB: 3 CS: 2	PA: 38
PITCHER	IP WLS BF H R ER SO BB IBB HBP BLK WP HR S P ERA WHIP	7.0 W 28 4 3 3 4 4 1 0 0 0 0 0 31 51 3.86 1.143	2.0 W 9 4 1 1 4 0 0 0 0 0 0 0 17 17 4.50 2.000																	

Philadelphia Phillies @ New York Mets
Shea Stadium, Flushing, NY
Tue Sep 25 1984, 7:05 PM EDT
Att: 13,812 - Unknown

AB	31
R	4
H	8
RBI	4
BB	5
SO	8
LOB	12



Batter	1	2	3	4	5	6	7	8	9	AB	R	H	RBI	BB	SO	LOB	BOTTOM					
Wally Backman, S (1, 4) OBP: 0.360, SLG: 0.339	4-0 G3 S BB		4-0 BB			0-0 FC6 1B		0-3 K		2	0	1	0	2	1	1						
Herm Winningham, L (1, 8) OBP: 0.353, SLG: 0.412	0-3 K		0-3 K			0-0 FC6 1B 1-2 FC4-6		0-0 S 1B		4	1	1	1	0	2	3						
Keith Hernandez, L (1, 3) OBP: 0.411, SLG: 0.452	0-0 G3 1-3			0-0 F9		0-0 FC4-6 1B		0-0 F8		4	0	1	0	0	0	2						
Darryl Strawberry, L (1, 9) OBP: 0.340, SLG: 0.447	0-3 K			0-3 K		0-0 FC4-6 1-2 3-H		0-0 F8		4	0	0	1	0	2	3						
Hubie Brooks, R (1, 6) OBP: 0.343, SLG: 0.420		0-3 K		0-0 1B		0-0 F8		0-0 3B 2B		4	1	2	0	0	1	1						
Danny Heep, L (1, 7) OBP: 0.309, SLG: 0.303 Mookie Wilson, S (9, PH) OBP: 0.302, SLG: 0.400		0-0 F8		0-3 K				0-0 F8		3	0	0	0	0	1	1						
Ray Knight, R (1, 5) OBP: 0.270, SLG: 0.289 Ed Lynch, R (8, 1) OBP: 0.222, SLG: 0.259 George Foster, R (9, PH) OBP: 0.310, SLG: 0.434		0-0 4-3				0-3 K		0-0 F9		3	0	0	0	0	1	0						
Ron Hodges, L (1, 2) OBP: 0.354, SLG: 0.267 José Quiñones, S (9, PR) OBP: 0.294, SLG: 0.249				0-0 F7		0-0 F8		0-3 K		4	0	1	1	0	1	0						
Ron Darling, R (1, 1) OBP: 0.164, SLG: 0.169 Rafael Santana, R (8, 6) OBP: 0.320, SLG: 0.367 Rusty Staub, L (9, PH) OBP: 0.295, SLG: 0.366				0-0 6-3		0-3 K		0-0 1B 3B		2	0	0	0	0	1	0						
Inning Stats	R: 0 E: 0 K: 2 S: 7	H: 0 LOB: 1 BB: 1 P: 11	R: 0 E: 0 K: 1 S: 5	H: 0 LOB: 0 BB: 0 P: 5	R: 0 E: 0 K: 1 S: 5	H: 0 LOB: 1 BB: 1 P: 9	R: 0 E: 0 K: 2 S: 8	H: 1 LOB: 0 BB: 0 P: 8	R: 0 E: 0 K: 2 S: 7	H: 0 LOB: 0 BB: 0 P: 7	R: 1 E: 0 K: 0 S: 5	H: 2 LOB: 1 BB: 0 P: 5	R: 0 E: 0 K: 1 S: 5	H: 0 LOB: 0 BB: 0 P: 5	R: 1 E: 0 K: 1 S: 7	H: 2 LOB: 1 BB: 0 P: 7	R: 4 E: 0 K: 1 S: 7	H: 4 LOB: 1 BB: 0 P: 7	1B: 5 2B: 1 3B: 2 HR: 1	SF: 0 SAC: 0 DP: 0 HBP: 0	WP: 0 PB: 0 SB: 2 CS: 0	PA: 36
PITCHER	IP WLS BF H R ER SO BB IBB HBP BLK WP HR S P ERA WHIP	7.1 L 4 2 2 2 0 0 0 0 0 0 0 4 4 27.00 3.000	0.2 L 3 2 2 2 1 0 0 0 0 0 1 5 5 54.00 6.000																			

Philadelphia Phillies @ New York Mets
Shea Stadium, Flushing, NY
Tue Sep 25 1984, 7:05 PM EDT
Att: 13,812 - Unknown

AB	34
R	6
H	9
RBI	6
BB	2
SO	11
LOB	12



Batter	1	2	3	4	5	6	7	8	9	AB	R	H	RBI	BB	SO	LOB	TOP										
Jeff Stone, L (1, 7) OBP: 0.398, SLG: 0.461 Rene Martin, R (7, 1) OBP: 0.375, SLG: 0.375 Rick Schu, R (8, 5) OBP: 0.387, SLG: 0.583	0-0 1-3		0-0 1-2 1B		0-0 2H 1B		0-0 F7		0-0 6-3	4	0	2	1	0	0	2											
Juan Samuel, R (1, 4) OBP: 0.309, SLG: 0.446	0-3 K		0-3 K		0-0 1-2 1B		0-0 F2			4	0	1	0	0	2	4											
Von Hayes, L (1, 8) OBP: 0.362, SLG: 0.454	0-0 F9		0-3 K		0-3 K		0-0 FC6-4 BB			3	0	0	0	1	2	3											
Mike Schmidt, R (1, 5) OBP: 0.389, SLG: 0.541 Steve Fireovid, S (8, 1)		4-0 BB BB BB	0-3 K		4-0 G5-4-3 BB		0-0 FC6-4 1B			2	0	0	0	2	1	3											
John Wockenfuss, R (1, 3) OBP: 0.396, SLG: 0.424	4-0 1-2 BB BB			0-0 6-3		0-3 K		0-0 1-2 1B		3	0	1	0	1	1	1											
Ozzie Virgil, R (1, 2) OBP: 0.331, SLG: 0.435	0-0 L6			0-0 P4		0-0 G5-4-3		0-3 K		4	0	0	0	0	1	5											
John Russell, R (1, 9) OBP: 0.452 Greg Gross, L (7, PH) OBP: 0.390, SLG: 0.373	4-0 1-2 2-3 BB			0-0 P6			0-0 BB 1B		0-0 1-3	1	0	0	0	1	0	0											
Steve Jeltz, S (1, 6) OBP: 0.300, SLG: 0.302 Tim Corcoran, L (7, PH) OBP: 0.441, SLG: 0.490	0-0 G5-4-3				4-0 SH2-4 1B BB		0-0 F5		4-0 G4-6-3 BB	1	1	0	0	1	0	3											
Jerry Koosman, R (1, 1) OBP: 0.120, SLG: 0.108 Al Oliver, L (7, PH) OBP: 0.344, SLG: 0.371 Ivan De Jesus, R (7, 6) OBP: 0.325, SLG: 0.307					0-0 SH2-4 1B		0-0 SH2-4		0-0 G4-6-3	1	0	1	0	0	0	0											
Inning Stats	R: 0 E: 0 K: 1 S: 5	H: 0 LOB: 0 BB: 0 P: 5	R: 0 E: 0 K: 0 S: 2	H: 0 LOB: 2 BB: 3 P: 14	R: 0 E: 0 K: 3 S: 11	H: 2 LOB: 2 BB: 0 P: 11	R: 0 E: 0 K: 0 S: 3	H: 0 LOB: 0 BB: 0 P: 3	R: 1 E: 0 K: 1 S: 6	H: 2 LOB: 1 BB: 1 P: 10	R: 0 E: 0 K: 1 S: 4	H: 1 LOB: 2 BB: 1 P: 8	R: 0 E: 0 K: 1 S: 6	H: 1 LOB: 2 BB: 1 P: 10	R: 0 E: 0 K: 0 S: 2	H: 0 LOB: 0 BB: 1 P: 6	1B: 6 2B: 0 3B: 0 HR: 0	SF: 0 SAC: 1 DP: 3 HBP: 0	WP: 0 PB: 0 SB: 1 CS: 1	PA: 37							
PITCHER	IP	WLS	BF	H	R	ER	SO	BB	IBB	HBP	BLK	WP	HR	S	P	ERA	WHIP										
Sid Fernandez, L (1, 1) ERA: 3.5	5.0	W	21	4	1	1	5	4	0	0	0	0	0	27	43	1.80	1.600										
Wes Gardner, R (6, 1) ERA: 6.39	2.0		8	1	0	0	1	2	0	0	0	0	0	8	16	0.00	1.500										
Doug Sisk, R (8, 1) ERA: 2.09	2.0		8	1	0	0	1	2	0	0	0	0	0	8	16	0.00	1.500										

Philadelphia Phillies @ New York Mets
Shea Stadium, Flushing, NY
Wed Sep 26 1984, 3:33 AM EDT
Att: 5,251 - Unknown

AB 28
R 1
H 6
RBI 1
BB 8
SO 7
LOB 25



Batter	1	2	3	4	5	6	7	8	9	AB	R	H	RBI	BB	SO	LOB	BOTTOM											
Mookie Wilson, S (1, 8) OBP: 0.305, SLG: 0.406 Doug Sisk, R (8, 1) OBP: 0.167, SLG: 0.091	4-0 6-3 1B BB		0-0 E7 WP FC5-2 1B		0-0 6-3		0-0 1-H HR			3	2	2	2	1	0	0												
Kevin Chapman, R (1, 4) OBP: 0.363, SLG: 0.409	4-0 1-2 1B BB		0-0 FC5-2 5-3-5 2H		4-0 S WP FC6-4 BB		0-0 P4			2	1	0	0	2	0	1												
John Stearns, R (1, 3) OBP: 0.455, SLG: 0.286	0-0 6-3		0-0 5-3-5		4-0 FC6-4 BB		4-0 WP S 1B BB			2	1	0	0	2	0	3												
John Christensen, R (1, 7) OBP: 0.444, SLG: 0.714	0-0 2H 3H 1B			0-0 6-3 2B 2B		0-0 FC6-4 CS		0-0 F8		4	1	2	2	0	0	2												
Kevin Mitchell, R (1, 5) OBP: 0.222, SLG: 0.222	0-0 F7			0-3 K		0-0 CS		0-0 4-3		4	0	1	1	0	1	2												
Billy Beane, R (1, 9) OBP: 0.125, SLG: 0.125		0-0 CS 1B		0-0 6-3		0-3 K		0-0 CS		4	0	1	0	0	1	1												
Rafael Santana, R (1, 6) OBP: 0.325, SLG: 0.399	0-0 4-3			0-0 2B		0-0 HR		0-0 5-3		4	1	2	2	0	0	1												
John Gibbons, R (1, 2) OBP: 0.188, SLG: 0.071	0-0 1B			3H 4-0 IBB		0-0 F8		0-3 K		3	0	1	0	1	1	0												
Sid Fernandez, L (1, 1) OBP: 0.179, SLG: 0.179 Wes Gardner, R (6, 1) Herm Winningham, L (7, PH) OBP: 0.388, SLG: 0.412	0-0 4-3			0-3 K		4-0 S HR BB				2	0	0	0	0	1	3												
Inning Stats	R: 1 E: 0 K: 0 S: 3	H: 1 LOB: 1 BB: 2 P: 11	R: 0 E: 0 K: 0 S: 4	H: 2 LOB: 1 BB: 0 P: 4	R: 0 E: 1 K: 0 S: 3	H: 1 LOB: 0 BB: 0 P: 3	R: 1 E: 0 K: 2 S: 9	H: 2 LOB: 2 BB: 1 P: 13	R: 1 E: 0 K: 0 S: 2	H: 0 LOB: 0 BB: 2 P: 10	R: 1 E: 0 K: 1 S: 6	H: 1 LOB: 0 BB: 0 P: 6	R: 3 E: 0 K: 0 S: 4	H: 2 LOB: 0 BB: 2 P: 12	R: 0 E: 0 K: 1 S: 5	H: 0 LOB: 0 BB: 0 P: 5	1B: 5 2B: 3 3B: 0 HR: 2	SF: 0 SAC: 0 DP: 1 HBP: 0	WP: 3 PB: 0 SB: 4 CS: 3	PA: 37								
PITCHER	IP	WLS	BF	H	R	ER	SO	BB	IBB	HBP	BLK	WP	HR	S	P	ERA	WHIP											
Jerry Koosman, L (1, 1) ERA: 3.28	6.0	L	26	7	4	4	3	4	1	0	0	0	1	1	27	47	6.00	1.833										
Rene Martin, R (7, 1) ERA: 4.14	1.0		6	2	3	3	0	2	0	0	0	1	1	4	12	27.00	4.000											
Steve Fireovid, R (8, 1) ERA: 2.25	1.0		3	0	0	0	1	0	0	0	0	0	0	5	5	0.00	0.000											

Philadelphia Phillies @ New York Mets
Shea Stadium, Flushing, NY
Wed Sep 26 1984, 3:33 AM EDT
Att: 5,251 - Unknown


AB 28
R 7
H 9
RBI 7
BB 7
SO 4
LOB 13



Batter	1	2	3	4	5	6	7	8	9	AB	R	H	RBI	BB	SO	LOB	TOP								
Joe Orsulak, L (1, 8) OBP: 0.279, SLG: 0.328	0-0 CS 1B			0-0 4-3		0-3 K		0-0 4-3	0-0 1-2 3-H 1B	5	0	2	1	0	1	1									
Lee Lacy, R (1, 7) OBP: 0.359, SLG: 0.457	0-0 F9			0-0 F3		0-0 1-3 2B		0-0 6-3	0-0 P6	5	0	1	0	0	0	3									
Johnny Ray, S (1, 4) OBP: 0.355, SLG: 0.432	0-0 3-1 1-2			0-0 E7 1B		0-0 1-3		0-0 2B		4	1	1	1	0	0	2									
Jason Thompson, L (1, 3) OBP: 0.356, SLG: 0.389		0-3 K		0-0 1B		0-0 L6		4-0 2B		3	0	1	1	1	1	1									
Jim Morrison, R (1, 5) OBP: 0.319, SLG: 0.444		0-0 G3		0-0 4-3			0-0 HR	0-3 K		4	1	1	1	0	1	3									
Milt May, L (1, 2) OBP: 0.252, SLG: 0.237		0-0 F7			0-0 F7			0-0 F9	0-0 G3	4	0	0	0	0	0	0									
Doug Frobel, L (1, 9) OBP: 0.276, SLG: 0.396			0-0 6-3		0-3 K			0-0 1B	4-0 1B BB	3	1	1	0	1	1	0									
Dale Berra, R (1, 6) OBP: 0.278, SLG: 0.324			0-3 K		0-0 F2			0-0 F3	0-0 F9	4	0	0	0	0	1	2									
Rick Rhoden, R (1, 1) OBP: 0.345, SLG: 0.405			0-3 K		0-0 2B 1-3 1B			0-3 K	0-0 1-3 1B	4	1	2	0	0	2	1									
Inning Stats	R: 0 E: 0 K: 0 S: 3	H: 1 LOB: 0 BB: 0 P: 3	R: 0 E: 0 K: 1 S: 5	H: 0 LOB: 0 BB: 0 P: 5	R: 0 E: 0 K: 2 S: 7	H: 0 LOB: 0 BB: 0 P: 7	R: 1 E: 1 K: 0 S: 5	H: 1 LOB: 1 BB: 0 P: 5	R: 0 E: 0 K: 1 S: 5	H: 0 LOB: 0 BB: 0 P: 5	R: 1 E: 0 K: 1 S: 7	H: 2 LOB: 1 BB: 0 P: 7	R: 1 E: 0 K: 1 S: 7	H: 2 LOB: 1 BB: 0 P: 7	R: 0 E: 0 K: 1 S: 6	H: 1 LOB: 2 BB: 1 P: 10	R: 1 E: 0 K: 0 S: 5	H: 2 LOB: 2 BB: 1 P: 9	1B: 6 2B: 2 3B: 0 HR: 1	SF: 0 SAC: 0 DP: 0 HBP: 0	WP: 0 PB: 0 SB: 0 CS: 1	PA: 38			
PITCHER	IP	WLS	BF	H	R	ER	SO	BB	IBB	HBP	BLK	WP	HR	S	P	ERA	WHIP								
Charles Hudson, R (1, 1) ERA: 4.04	8.0	L	32	7	3	2	7	0	1	0	0	0	1	45	49	2.25	0.875								
Don Carman, L (9, 1) ERA: 5.84	1.0		6	2	1	1	0	1	0	0	0	0	0	5	9	9.00	3.000								

Pittsburgh Pirates @ Philadelphia Phillies
Veterans Stadium, Philadelphia, PA
Sat Sep 29 1984, 7:05 PM EDT
Att: 27,493 - Unknown


AB	36
R	4
H	9
RBI	4
BB	2
SO	7
LOB	13



Batter	1	2	3	4	5	6	7	8	9	AB	R	H	RBI	BB	SO	LOB	BOTTOM								
Jeff Stone, L (1, 7) OBP: 0.400, SLG: 0.473	0-3 K		0-0 3B			0-0 F7			0-0 L5-3 1B	4	0	2	0	0	1	0									
Juan Samuel, R (1, 4) OBP: 0.307, SLG: 0.443	0-0 3-1		0-0 F7			0-3 K			0-0 L5-3 1-2	4	0	0	0	0	1	2									
Von Hayes, L (1, 8) OBP: 0.362, SLG: 0.452	0-0 4-3			0-0 L5			0-0 G3		0-0 DI 1B	4	0	1	0	0	0	0									
Mike Schmidt, R (1, 5) OBP: 0.386, SLG: 0.537		0-3 K		0-0 F7			0-3 K		0-0 P5 1-2	4	0	0	0	0	2	1									
Tim Corcoran, L (1, 9) OBP: 0.440, SLG: 0.486		4-0 BB		0-0 F8			0-0 1-3			2	0	0	0	1	0	0									
Francisco Melendez, L (1, 3) OBP: 0.190, SLG: 0.150		0-0 F5			0-0 4-3			0-0 F8		3	0	0	0	0	0	1									
Michael LaValliere, L (1, 2) Greg Gross, L (8, PH) Ozzie Virgil, R (9, 2) OBP: 0.331, SLG: 0.435		0-3 K			0-0 G3			0-0 4-3 1B		2	0	0	0	0	1	1									
Steve Jeltz, S (1, 6) Al Oliver, L (8, PH) Ivan De Jesus, R (9, 6) OBP: 0.325, SLG: 0.307			0-0 6-3		0-3 K			0-0 4-3		2	0	0	0	0	1	0									
Charles Hudson, S (1, 1) Len Matuszek, L (8, PH) Don Carman, L (9, 1) OBP: 0.350, SLG: 0.458			0-0 G1			0-0 4-3			0-0 F8	2	0	0	0	0	0	0									
Inning Stats	R: 0 E: 0 K: 1 S: 5	H: 0 LOB: 0 BB: 1 P: 5	R: 0 E: 0 K: 2 S: 7	H: 0 LOB: 1 BB: 1 P: 11	R: 0 E: 0 K: 0 S: 4	H: 1 LOB: 0 BB: 0 P: 4	R: 0 E: 0 K: 0 S: 3	H: 0 LOB: 0 BB: 0 P: 3	R: 0 E: 0 K: 1 S: 5	H: 0 LOB: 0 BB: 0 P: 5	R: 0 E: 0 K: 1 S: 5	H: 0 LOB: 0 BB: 0 P: 5	R: 0 E: 0 K: 0 S: 4	H: 1 LOB: 1 BB: 0 P: 4	R: 0 E: 0 K: 0 S: 4	H: 2 LOB: 1 BB: 0 P: 4	1B: 3 2B: 1 3B: 1 HR: 0	SF: 0 SAC: 0 DP: 1 HBP: 0	WP: 0 PB: 0 SB: 0 CS: 0	PA: 31					
PITCHER	IP	WLS	BF	H	R	ER	SO	BB	IBB	HBP	BLK	WP	HR	S	P	ERA	WHIP								
Rick Rhoden, R (1, 1) ERA: 2.72	9.0	W	31	4	0	0	6	1	0	0	0	0	0	42	46	0.00	0.556								


Pittsburgh Pirates @ Philadelphia Phillies
Veterans Stadium, Philadelphia, PA
Sat Sep 29 1984, 7:05 PM EDT
Att: 27,493 - Unknown

AB	30
R	0
H	4
RBI	0
BB	1
SO	6
LOB	7



Batter	1	2	3	4	5	6	7	8	9	AB	R	H	RBI	BB	SO	LOB	TOP										
Joe Orsulak, L (1, 8) OBP: 0.292, SLG: 0.355	0-0 6-3 1B 2B		0-0 4-3			0-3 K		0-0 1B		4	1	2	0	0	1	0	Pittsburgh Pirates @ Philadelphia Phillies Veterans Stadium, Philadelphia, PA Sun Sep 30 1984, 3:33 AM EDT Unknown										
Lee Mazzilli, S (1, 7) OBP: 0.338, SLG: 0.331 Kent Tekulve, R (7, 1)	0-0 F7		0-0 F8			0-3 K		0-0 F9		3	0	0	0	0	1	1											
Mitchell Page, L (8, PH) John Candelaria, L (8, 1) Don Robinson, R (9, 1) OBP: 0.182, SLG: 0.210 OBP: 0.375, SLG: 0.393	0-0 6-3		0-0 4-3			0-0 6-3			0-0 1B 3B	4	1	1	0	0	0	1											
Johnny Ray, S (1, 4) OBP: 0.354, SLG: 0.434	0-0 2-3			0-0 4-3					4-0 SH1-3 1B BB	3	0	1	1	1	1	0											
Jason Thompson, L (1, 3) OBP: 0.357, SLG: 0.389	0-0 2B 1B			0-0 4-3					0-0 SH1-3 BB	4	0	3	1	0	1	0											
Jim Morrison, R (1, 5) OBP: 0.324, SLG: 0.452	0-0 1-3 2B			0-0 5-3-5 1B					0-0 SH1-3 1B	3	0	1	0	0	1	3											
Milt May, L (1, 2) OBP: 0.255, SLG: 0.240	0-3 K			0-0 5-3-5 1-2					0-0 SH1-3 1-2 2-3	4	0	0	0	0	2	3											
Doug Frobel, L (1, 9) OBP: 0.272, SLG: 0.391		0-0 F7			0-3 K				0-3 K	4	0	0	0	0	2	3											
Dale Berra, R (1, 6) OBP: 0.276, SLG: 0.321		0-0 5-3			0-0 5-3				0-0 F7 5-3	4	0	0	0	0	0	2											
John Tudor, L (1, 1) OBP: 0.241, SLG: 0.224 Mike Bielecki, R (6, 1) Lee Lacy, R (7, 7) OBP: 0.358, SLG: 0.456	0-3 K			0-3 K					0-0 4-3	2	0	0	0	0	2	0											
Inning Stats	R: 1 E: 0 K: 1 S: 8	H: 3 LOB: 2 BB: 0 P: 8	R: 0 E: 0 K: 1 S: 5	H: 0 LOB: 0 BB: 0 P: 5	R: 0 E: 0 K: 0 S: 3	H: 0 LOB: 0 BB: 0 P: 3	R: 0 E: 0 K: 0 S: 3	H: 1 LOB: 0 BB: 0 P: 3	R: 0 E: 0 K: 2 S: 7	H: 0 LOB: 0 BB: 0 P: 7	R: 0 E: 0 K: 1 S: 8	H: 1 LOB: 1 BB: 0 P: 8	R: 0 E: 0 K: 0 S: 4	H: 1 LOB: 1 BB: 0 P: 4	R: 1 E: 0 K: 1 S: 7	H: 2 LOB: 2 BB: 1 P: 11	1B: 5 2B: 3 3B: 1 HR: 0	SF: 0 SAC: 1 DP: 1 HBP: 0	WP: 0 PB: 0 SB: 0 CS: 0	PA: 35							
PITCHER	IP	WLS	BF	H	R	ER	SO	BB	IBB	HBP	BLK	WP	HR	S	P	ERA	WHIP										
John Denny, R (1, 1) ERA: 2.45	8.0	L	29	6	1	1	8	0	0	0	0	0	0	45	45	1.12	0.750										
Kevin Gross, R (9, 1) ERA: 4.12	0.0		3	2	1	1	0	1	0	0	0	0	0	2	6	∞	∞										
Jerry Koosman, L (9, 1) ERA: 3.27	0.2		2	0	0	0	1	0	0	0	0	0	0	4	4	0.00	0.000										
Steve Fireovid, R (9, 1) ERA: 2.08	0.1		1	0	0	0	0	0	0	0	0	0	0	1	1	0.00	0.000										

AB 33
R 2
H 8
RBI 2
BB 1
SO 9
LOB 11



Batter	1	2	3	4	5	6	7	8	9	AB	R	H	RBI	BB	SO	LOB	BOTTOM										
Jeff Stone, L (1, 7) OBP: 0.394, SLG: 0.465	0-0 1-3			0-3 K		0-0 SH3		0-0 P6		3	0	0	0	0	1	1	Pittsburgh Pirates @ Philadelphia Phillies Veterans Stadium, Philadelphia, PA Sun Sep 30 1984, 3:33 AM EDT Unknown										
Juan Samuel, R (1, 4) OBP: 0.306, SLG: 0.440	0-3 K			0-3 K		0-0 5-3			0-3 K	4	0	0	0	0	3	1											
Von Hayes, L (1, 8) OBP: 0.361, SLG: 0.451	0-3 K			0-0 CS 1B		0-0 6-3			0-3 K	4	0	1	0	0	2	1											
Mike Schmidt, R (1, 5) OBP: 0.384, SLG: 0.532		0-0 F8		0-0 CS 1-2	0-0 1-3			0-0 F9	0-3 K	4	0	0	0	0	1	0											
Ozzie Virgil, R (1, 2) OBP: 0.331, SLG: 0.434		0-3 K			0-0 BB 1B			0-0 5-3		3	0	1	0	0	1	0											
John Russell, R (1, 9) OBP: 0.355, SLG: 0.442		0-3 K			4-0 1-2 BB			0-3 K		2	0	0	0	1	2	0											
Francisco Melendez, L (1, 3) OBP: 0.174, SLG: 0.136 Rick Schu, R (8, PH) OBP: 0.375, SLG: 0.560			0-0 6-3		0-3 K			0-0 P3		2	0	0	0	0	1	2											
Ivan De Jesus, R (1, 6) OBP: 0.324, SLG: 0.306 Glenn Wilson, R (8, PH) OBP: 0.277, SLG: 0.374 Kevin Gross, R (9, 1) OBP: 0.097, SLG: 0.067 Jerry Koosman, R (9, 1) OBP: 0.120, SLG: 0.108 Steve Fireovid, S (9, 1)			0-0 F9		0-3 K			0-0 FC4-8 1B		2	0	0	0	0	1	2											
John Denny, R (1, 1) OBP: 0.204, SLG: 0.191 John Wockenfuss, R (8, PH) OBP: 0.394, SLG: 0.421 Luis Aguayo, R (8, PR) OBP: 0.354, SLG: 0.465			0-0 6-3			0-0 E6 SH3		0-0 FC4-6		2	0	0	0	0	0	1											
Inning Stats	R: 0 E: 0 K: 2 S: 7	H: 0 LOB: 0 BB: 0 P: 7	R: 0 E: 0 K: 2 S: 7	H: 0 LOB: 0 BB: 0 P: 7	R: 0 E: 0 K: 0 S: 3	H: 0 LOB: 0 BB: 0 P: 3	R: 0 E: 0 K: 2 S: 7	H: 1 LOB: 0 BB: 0 P: 7	R: 0 E: 0 K: 0 S: 8	H: 1 LOB: 2 BB: 1 P: 12	R: 0 E: 1 K: 0 S: 4	H: 0 LOB: 1 BB: 0 P: 4	R: 0 E: 0 K: 1 S: 5	H: 0 LOB: 0 BB: 0 P: 5	R: 0 E: 0 K: 0 S: 4	H: 1 LOB: 1 BB: 0 P: 4		R: 0 E: 0 K: 3 S: 9	H: 0 LOB: 0 BB: 0 P: 9	1B: 3 2B: 0 3B: 0 HR: 0	SF: 0 SAC: 1 DP: 0 HBP: 0	WP: 0 PB: 0 SB: 0 CS: 1	PA: 32				
PITCHER	IP	WLS	BF	H	R	ER	SO	BB	IBB	HBP	BLK	WP	HR	S	P	ERA	WHIP										
John Tudor, L (1, 1) ERA: 3.27	5.0	W	17	2	0	0	8	1	0	0	0	0	0	32	36	0.00	0.600										
Mike Bielecki, R (6, 1) ERA	1.0		4	0	0	0	0	0	0	0	0	0	0	4	4	0.00	0.000										
Kent Tekulve, R (7, 1) ERA: 2.7	1.0		3	0	0	0	1	0	0	0	0	0	0	5	5	0.00	0.000										
John Candelaria, L (8, 1) ERA: 2.72	1.0		4	1	0	0	0	0	0	0	0	0	0	4	4	0.00	1.000										
Don Robinson, R (9, 1) ERA: 3.02	1.0	S	3	0	0	0	3	0	0	0	0	0	0	9	9	0.00	0.000										

AB 29
R 0
H 3
RBI 0
BB 1
SO 12
LOB 8

