

Philadelphia Phillies - 1985



| Batter  | 1  | 2   | 3  | 4   | 5   | 6   | 7  | 8   | 9   | AB R H RBI BB SO LOB   | TOP  |                |   |
|---|--|---|--|---|---|---|--|---|---|--|--|----------------|---|
| Rafael Ramirez, R (1, 6)<br>BBB   | 4-0<br>BB<br>BB  |   | 4-0<br>BB<br>1B<br>BB  |   | 0-0<br>F9   | 0-0<br>FC1-6<br>1-2f<br>3-H                                     |  | 0-0<br>E6<br>FC6-4<br>1B<br>BB                                  | 0-0<br>5-3  | 4 2 0 1 2 0 2  |  |                |   |
| Terry Harper, R (1, 9)<br>X   | 0-0<br>F5  |   | 0-0<br>F8  |   | 0-0<br>F8   | 0-3<br>K  |  | 4-0<br>FC6-4<br>1-2<br>BB                                       |   | 4 0 0 0 1 1 3  |  |                |   |
| Brad Komminsk, R (1, 7)<br>OBP: 0.600, SLG: 0.333<br>X                          | 0-0<br>F9  |   | 4-0<br>1B<br>1-2<br>BB   |   | 0-0<br>BB<br>1B   |   | 4-0<br>E<br>S<br>E<br>BB   | 0-0<br>FC6-4<br>1-2f<br>2-3<br>1B                               |   | 3 1 1 0 2 0 3  |  |                |   |
| Dale Murphy, R (1, 8)<br>OBP: 0.800, SLG: 0.667<br>BBB                          | 4-0<br>1-2<br>BB   |   | 0-0<br>G5-4-3<br>1-2<br>2-H<br>1B                                |   | 4-0<br>FC6-4<br>1-2<br>BB                                       |   | 0-3<br>K<br>1-3  | 0-0<br>1-2<br>3-H<br>1B   |   | 3 0 2 2 2 1 1  |  |                |   |
| Bob Horner, R (1, 5)<br>Ken Oberkfell, L (7, 5)<br>X                            | 0-0<br>F8  |   | 0-0<br>G5-4-3<br>1-2f  |   | 0-0<br>FC6-4<br>1-2f  |   | 4-0<br>1B<br>E<br>BB   | 0-0<br>4-3  |   | 3 0 0 0 1 0 6<br>1 0 0 0 0 0 2   |  |                |   |
| Chris Chambliss, L (1, 3)<br>OBP: 0.400, SLG: 0.250<br>SS                       |  | 0-3<br>K  |  | 4-0<br>BB   |   | 0-0<br>E3<br>SH2-4<br>E<br>1B                                   | 0-0<br>E1<br>1-2<br>1B   |   | 0-0<br>2B<br>1B   | 4 2 1 1 1 1 1  |  |                |   |
| Rick Cerone, R (1, 2)<br>OBP: 0.400, SLG: 0.400<br>X                            |  | 0-0<br>F8   |  | 0-0<br>F9   |   | 0-0<br>E<br>SH2-4<br>FC1-6<br>1B                                | 0-0<br>G6-3<br>1-2<br>2-3<br>1B                                  |   | 0-0<br>F3   | 5 1 2 0 0 0 2  |  |                |   |
| Glenn Hubbard, R (1, 4)<br>OBP: 0.500, SLG: 1.000<br>X                          |  | 0-0<br>2B   |  | 0-0<br>F7   |   | 0-0<br>SH2-4<br>1-2<br>2-3                                      | 0-0<br>G6-3<br>1-2f  |   | 0-0<br>2B<br>1-H  | 4 0 2 1 0 0 4  |  |                |   |
| Rick Mahler, R (1, 1)<br>Albert Hall, S (8, PH)<br>Bruce Sutter, R (8, 1)<br>SS |  | 0-3<br>K  |  | 0-0<br>F6   |   | 0-0<br>E6<br>FC1-6<br>2-3<br>3-H                                |  | 0-0<br>4-3  | 0-0<br>4-3  | 3 0 0 0 0 1 3<br>1 0 0 0 0 0 0<br>1 0 0 0 0 0 1                        |  |                |   |
| <b>Inning Stats</b>   | R: 0<br>E: 0<br>K: 0<br>S: 3<br>H: 0<br>LOB: 2<br>BB: 2<br>P: 11 | R: 0<br>E: 0<br>K: 2<br>S: 8<br>H: 1<br>LOB: 1<br>BB: 0<br>P: 8 | R: 1<br>E: 0<br>K: 0<br>S: 3<br>H: 1<br>LOB: 1<br>BB: 2<br>P: 11 | R: 0<br>E: 0<br>K: 0<br>S: 3<br>H: 0<br>LOB: 1<br>BB: 1<br>P: 7 | R: 0<br>E: 0<br>K: 0<br>S: 4<br>H: 1<br>LOB: 2<br>BB: 1<br>P: 8 | R: 2<br>E: 2<br>K: 1<br>S: 8<br>H: 1<br>LOB: 1<br>BB: 0<br>P: 8 | R: 1<br>E: 1<br>K: 1<br>S: 6<br>H: 1<br>LOB: 2<br>BB: 2<br>P: 14 | R: 1<br>E: 1<br>K: 0<br>S: 5<br>H: 1<br>LOB: 2<br>BB: 1<br>P: 9 | R: 1<br>E: 0<br>K: 0<br>S: 5<br>H: 2<br>LOB: 1<br>BB: 0<br>P: 5 | 1B: 6<br>2B: 2<br>3B: 0<br>HR: 0<br>SF: 0<br>SAC: 1<br>DP: 2<br>HBP: 0 | WP: 0<br>PB: 0<br>SB: 1<br>CS: 0<br>PA: 46 |                |   |
| <b>PITCHER</b>  | IP WLS BF H R ER SO BB IBB HBP BLK WP HR S P ERA WHIP            |   |  |   |   |   |  |   |   |  |  | <b>PITCHER</b> | IP WLS BF H R ER SO BB IBB HBP BLK WP HR S P ERA WHIP |
| Steve Carlton, L (1, 1)<br>ERA: 1.5   | 6.0 L 29 4 3 1 3 6 0 0 0 0 0 0 29 53 1.50 1.667                  |   |  |   |   |   |  |   |   |  |  |                |   |
| Pat Zachry, R (7, 1)<br>ERA: 27.0   | 0.1 3 0 1 1 1 2 0 0 0 0 0 0 3 11 27.00 6.000                     |   |  |   |   |   |  |   |   |  |  |                |   |
| Don Carman, L (7, 1)<br>ERA:  | 1.0 6 1 1 0 0 1 0 0 0 0 0 0 5 9 0.00 2.000                       |   |  |   |   |   |  |   |   |  |  |                |   |
| Charles Hudson, R (8, 1)<br>ERA: 5.4  | 1.2 8 3 1 1 0 0 0 0 0 0 0 0 8 8 5.40 1.800                       |   |  |   |   |   |  |   |   |  |  |                |   |

Atlanta Braves @ Philadelphia Phillies  
Veterans Stadium, Philadelphia, PA  
Tue Apr 09 1985, 6:05 PM EST  
Att: 35,361 - Unknown

livebaseballscorecards.com

AB 36  
R 6  
H 8  
RBI 5  
BB 9  
SO 4  
LOB 28







| Batter   | 1   | 2                                | 3                             | 4                               | 5                            | 6                                | 7                            | 8                               | 9                            | AB R H RBI BB SO LOB   | TOP                          |                                 |                              |                                 |                              |                                 |                                   |                                    |                                  |        |
|--|---|----------------------------------|-------------------------------|---------------------------------|------------------------------|----------------------------------|------------------------------|---------------------------------|------------------------------|--|------------------------------|---------------------------------|------------------------------|---------------------------------|------------------------------|---------------------------------|-----------------------------------|------------------------------------|----------------------------------|--------|
| Claudell Washington, L (1, 9)<br>OBP: 0.400, SLG: 0.600  | 0-0<br>1B<br>2B                                       | 0-0<br>1-2<br>1B                 | 0-0<br>F8                     |                                 |                              | 0-0<br>6-3                       |                              | 0-0<br>FC4-6<br>1-2f<br>2-3     |                              | 5 1 2 0 0 0 4  |                              |                                 |                              |                                 |                              |                                 |                                   |                                    |                                  |        |
| Rafael Ramirez, R (1, 6)<br>OBP: 0.364, SLG: 0.222   | 0-0<br>CS<br>2-3<br>1B                                | 0-0<br>F4                        |                               |                                 | 0-0<br>FC6-4<br>1B           | 0-0<br>F8                        |                              | 0-0<br>F9<br>1-2                |                              | 5 0 2 0 0 0 4  |                              |                                 |                              |                                 |                              |                                 |                                   |                                    |                                  |        |
| Brad Komminsk, R (1, 7)<br>OBP: 0.500, SLG: 0.286  | 4-0<br>1B<br>1-2<br>BB                                |                                  | 0-0<br>E5<br>1B<br>5-3        |                                 | 0-0<br>FC6-4<br>FC5-4<br>1B  | 0-3<br>K                         |                              |                                 | 0-0<br>HR<br>1B              | 4 2 1 0 1 1 1  |                              |                                 |                              |                                 |                              |                                 |                                   |                                    |                                  |        |
| Dale Murphy, R (1, 8)<br>OBP: 0.700, SLG: 1.000  | 0-0<br>1-2<br>3-H<br>1B                               |                                  | 0-0<br>5-3<br>1-3<br>2B<br>1B |                                 | 0-0<br>FC5-4<br>1B           |                                  | 0-0<br>F9                    |                                 | 0-0<br>HR<br>1-H             | 5 2 3 3 0 0 1  |                              |                                 |                              |                                 |                              |                                 |                                   |                                    |                                  |        |
| Bob Homer, R (1, 5)<br>OBP: 0.250, SLG: 0.143<br>Ken Oberkfell, L (8, 5)   | 0-3<br>K  |                                  | 0-0<br>5-3<br>1-2<br>3-H      |                                 | 0-0<br>1B                    |                                  | 0-0<br>5-3                   |                                 | 0-0<br>F8                    | 4 0 1 1 0 1 3<br>1 0 0 0 0 0 0                                   |                              |                                 |                              |                                 |                              |                                 |                                   |                                    |                                  |        |
| Chris Chambliss, L (1, 3)<br>OBP: 0.400, SLG: 0.444  | 0-0<br>F9   |                                  | 0-0<br>4-3<br>2-H<br>1B<br>2B |                                 | 0-0<br>4-3                   |                                  | 0-0<br>F8                    |                                 | 0-0<br>1B                    | 5 1 2 1 0 0 4  |                              |                                 |                              |                                 |                              |                                 |                                   |                                    |                                  |        |
| Rick Cerone, R (1, 2)<br>OBP: 0.200, SLG: 0.200  |   | 0-0<br>5-3                       | 0-0<br>4-3                    |                                 | 0-0<br>F3                    |                                  |                              | 0-0<br>F7                       | 0-0<br>F7                    | 5 0 0 0 0 0 2  |                              |                                 |                              |                                 |                              |                                 |                                   |                                    |                                  |        |
| Glenn Hubbard, R (1, 4)<br>OBP: 0.556, SLG: 0.714  |   | 0-0<br>1B<br>1B                  | 4-0<br>1B<br>IBB              |                                 | 0-3<br>K                     |                                  |                              | 4-0<br>FC4-6<br>1B<br>BB        | 0-0<br>F5                    | 3 0 1 0 2 1 1  |                              |                                 |                              |                                 |                              |                                 |                                   |                                    |                                  |        |
| Pascual Perez, R (1, 1)<br>OBP: 0.500, SLG: 0.500<br>Zane Smith, L (4, 1)<br>Gerald Perry, L (8, PH)<br>OBP: 1.000, SLG: 1.000<br>Bruce Sutter, R (8, 1) |   | 0-3<br>K                         | 0-0<br>1-2<br>3-H<br>1B       |                                 | 0-0<br>1-3                   |                                  |                              | 0-0<br>FC4-6<br>1-2<br>1B       |                              | 2 0 1 1 0 1 1<br>1 0 0 0 0 0 0<br>1 0 1 0 0 0 0<br>0 0 0 0 0 0 0 |                              |                                 |                              |                                 |                              |                                 |                                   |                                    |                                  |        |
| <b>Inning Stats</b>  | R: 1<br>E: 0<br>K: 1<br>S: 7                          | H: 3<br>LOB: 2<br>BB: 1<br>P: 11 | R: 0<br>E: 0<br>K: 1<br>S: 7  | H: 2<br>LOB: 2<br>BB: 0<br>P: 7 | R: 3<br>E: 1<br>K: 0<br>S: 7 | H: 3<br>LOB: 2<br>BB: 1<br>P: 11 | R: 0<br>E: 0<br>K: 0<br>S: 5 | H: 2<br>LOB: 2<br>BB: 0<br>P: 5 | R: 0<br>E: 0<br>K: 1<br>S: 5 | H: 0<br>LOB: 0<br>BB: 0<br>P: 5                                  | R: 0<br>E: 0<br>K: 0<br>S: 3 | H: 0<br>LOB: 0<br>BB: 0<br>P: 3 | R: 0<br>E: 0<br>K: 0<br>S: 4 | H: 1<br>LOB: 2<br>BB: 1<br>P: 8 | R: 2<br>E: 0<br>K: 0<br>S: 6 | H: 3<br>LOB: 1<br>BB: 0<br>P: 6 | 1B: 11<br>2B: 2<br>3B: 0<br>HR: 1 | SF: 0<br>SAC: 0<br>DP: 0<br>HBP: 0 | WP: 0<br>PB: 0<br>SB: 1<br>CS: 1 | PA: 44 |
| <b>PITCHER</b>   | IP WLS BF H R ER SO BB IBB HBP BLK WP HR S P ERA WHIP |                                  |                               |                                 |                              |                                  |                              |                                 |                              |  |                              |                                 |                              |                                 |                              |                                 |                                   |                                    |                                  |        |
| John Denny, R (1, 1)<br>ERA: 4.5   | 4.0 L 24 10 4 2 2 2 1 1 0 0 0 0 26 34 4.50 2.750      |                                  |                               |                                 |                              |                                  |                              |                                 |                              |  |                              |                                 |                              |                                 |                              |                                 |                                   |                                    |                                  |        |
| Kevin Gross, R (5, 1)<br>ERA:  | 2.0 6 0 0 0 2 0 0 0 0 0 0 0 10 10 0.00 0.000          |                                  |                               |                                 |                              |                                  |                              |                                 |                              |  |                              |                                 |                              |                                 |                              |                                 |                                   |                                    |                                  |        |
| Charles Hudson, R (7, 1)<br>ERA: 5.79  | 3.0 14 4 2 2 0 1 0 0 0 0 0 1 13 17 6.00 1.667         |                                  |                               |                                 |                              |                                  |                              |                                 |                              |  |                              |                                 |                              |                                 |                              |                                 |                                   |                                    |                                  |        |

Atlanta Braves @ Philadelphia Phillies  
Veterans Stadium, Philadelphia, PA  
Thu Apr 11 1985, 6:05 PM EST  
Att: 17,987 - Unknown

livebaseballscorecards.com

AB 41  
R 6  
H 14  
RBI 6  
BB 3  
SO 4  
LOB 21



| Batter   | 1                                 | 2          | 3                        | 4                     | 5               | 6        | 7          | 8 | 9        | AB R H RBI BB SO LOB |
|--|-----------------------------------|------------|--------------------------|-----------------------|-----------------|----------|------------|---|----------|----------------------|
| Jeff Stone, L<br>OBP: 0.222, SLG: 0.444 (1, 7)   | 0-0<br>1B S<br>SF7<br>1B          | 0-0<br>5-3 |                          | 0-0<br>G4-6-3<br>1-2f |                 | 0-3<br>K |            |   | 0-3<br>K | 5 1 1 0 0 2 6        |
| Juan Samuel, R<br>OBP: 0.250, SLG: 0.250 (1, 4)  | 0-0<br>SF7 S<br>1-3<br>1B<br>1B   |            | 0-0<br>8-6-4<br>1B       |                       | 0-0<br>F3       |          | 0-3<br>K   |   |          | 4 1 2 0 0 1 0        |
| Von Hayes, L<br>OBP: 0.375, SLG: 0.286 (1, 8)    | 4-0<br>SF7<br>1-2<br>1B<br>BB     |            | 0-0<br>8-6-4<br>1-2f     |                       | 0-0<br>1B       |          | 0-0<br>4-3 |   |          | 3 1 1 0 1 0 1        |
| Mike Schmidt, R (1, 5)                           | 0-0<br>SF7<br>1-2<br>2-3<br>3-H   |            | 4-0<br>FC6<br>BB         |                       | 0-0<br>F9       |          | 0-0<br>6-3 |   |          | 2 0 0 1 1 0 1        |
| Bo Diaz, R<br>OBP: 0.250, SLG: 0.250 (1, 2)      | 0-0<br>G6-4-3<br>1B<br>2-H<br>3-H |            | 0-0<br>FC6<br>1-2f       |                       | 0-0<br>5-3      |          | 0-0<br>F5  |   |          | 4 0 1 2 0 0 2        |
| Glenn Wilson, R<br>OBP: 0.286, SLG: 0.286 (1, 9) | 0-0<br>G6-4-3<br>1-2f             |            | 0-0<br>SH5-4<br>BB<br>1B |                       | 0-0<br>G3       |          | 0-0<br>6-3 |   |          | 4 0 1 0 0 0 1        |
| John Russell, R (1, 3)                           |                                   | 0-3<br>K   | 4-0<br>SH5-4<br>BB<br>1B |                       | 0-0<br>6-3      |          | 0-3<br>K   |   |          | 3 0 0 0 1 2 0        |
| Steve Jeltz, S (1, 6)                            |                                   | 0-3<br>K   | 0-0<br>SH5-4             |                       | 4-0<br>1B<br>BB |          | 0-0<br>F6  |   |          | 1 0 0 0 1 1 0        |
| Greg Gross, L (9, PH)                            |                                   |            | 1-2<br>2-3               |                       | 0-0<br>BB       |          |            |   |          | 1 0 0 0 0 0 0        |
| John Denny, R (1, 1)                             |                                   | 4-0<br>BB  | 4-0<br>G4-6-3<br>BB      |                       | 0-0<br>1B       |          | 0-0<br>F7  |   |          | 0 0 0 0 1 0 0        |
| Tim Corcoran, L (4, PH)                          |                                   |            |                          |                       |                 |          |            |   |          | 0 0 0 0 1 0 0        |
| Kevin Gross, R (5, 1)                            |                                   |            |                          |                       |                 |          |            |   |          | 0 0 0 0 0 0 0        |
| Ozzie Virgil, R (6, PH)                          |                                   |            |                          |                       |                 |          |            |   |          | 1 0 1 0 0 0 0        |
| Charles Hudson, S (7, 1)                         |                                   |            |                          |                       |                 |          |            |   |          | 0 0 0 0 0 0 0        |
| Garry Maddox, R (9, PH)                          |                                   |            |                          |                       |                 |          |            |   |          | 1 0 0 0 0 0 0        |

| Inning Stats | R: 3 | H: 3 | E: 0 | K: 5 | LOB: 0 | BB: 1 | P: 9 | R: 0 | H: 0 | E: 0 | K: 2 | LOB: 1 | BB: 1 | P: 11 | R: 0 | H: 1 | E: 0 | K: 0 | LOB: 2 | BB: 2 | P: 11 | R: 0 | H: 1 | E: 0 | K: 0 | LOB: 1 | BB: 0 | P: 4 | R: 0 | H: 1 | E: 0 | K: 1 | LOB: 2 | BB: 1 | P: 10 | R: 0 | H: 0 | E: 0 | K: 1 | LOB: 0 | BB: 0 | P: 5 | R: 0 | H: 0 | E: 0 | K: 1 | LOB: 0 | BB: 0 | P: 5 | R: 0 | H: 0 | E: 0 | K: 1 | LOB: 0 | BB: 0 | P: 5 | R: 0 | H: 0 | E: 0 | K: 1 | LOB: 0 | BB: 0 | P: 5 |
|--------------|------|------|------|------|--------|-------|------|------|------|------|------|--------|-------|-------|------|------|------|------|--------|-------|-------|------|------|------|------|--------|-------|------|------|------|------|------|--------|-------|-------|------|------|------|------|--------|-------|------|------|------|------|------|--------|-------|------|------|------|------|------|--------|-------|------|------|------|------|------|--------|-------|------|
|--------------|------|------|------|------|--------|-------|------|------|------|------|------|--------|-------|-------|------|------|------|------|--------|-------|-------|------|------|------|------|--------|-------|------|------|------|------|------|--------|-------|-------|------|------|------|------|--------|-------|------|------|------|------|------|--------|-------|------|------|------|------|------|--------|-------|------|------|------|------|------|--------|-------|------|

| PITCHER                             | IP  | WLS | BF | H | R | ER | SO | BB | IBB | HBP | BLK | WP | HR | S  | P  | ERA  | WHIP  |
|-------------------------------------|-----|-----|----|---|---|----|----|----|-----|-----|-----|----|----|----|----|------|-------|
| Pascual Perez, R (1, 1)<br>ERA: 8.1 | 3.1 |     | 18 | 5 | 3 | 3  | 2  | 5  | 0   | 0   | 0   | 0  | 0  | 17 | 37 | 8.10 | 3.000 |
| Zane Smith, L (4, 1)<br>ERA:        | 3.2 | W   | 13 | 2 | 0 | 0  | 2  | 1  | 0   | 0   | 0   | 0  | 0  | 16 | 20 | 0.00 | 0.818 |
| Bruce Sutter, R (8, 1)<br>ERA:      | 2.0 | S   | 6  | 0 | 0 | 0  | 2  | 0  | 0   | 0   | 0   | 0  | 0  | 10 | 10 | 0.00 | 0.000 |

**BOTTOM**

**Atlanta Braves @ Philadelphia Phillies**  
Veterans Stadium, Philadelphia, PA

Thu Apr 11 1985, 6:05 PM EST  
Att. 17,987 - Unknown

livebaseballscorecards.com

|     |    |
|-----|----|
| AB  | 29 |
| R   | 3  |
| H   | 7  |
| RBI | 3  |
| BB  | 6  |
| SO  | 6  |
| LOB | 11 |



|       |        |
|-------|--------|
| WP: 0 | PA: 37 |
| PB: 0 |        |
| SB: 2 |        |
| CS: 0 |        |



| Batter | 1 | 2 | 3 | 4 | 5 | 6 | 7 | 8 | 9 | AB R H RBI BB SO LOB | TOP |
|--------|---|---|---|---|---|---|---|---|---|----------------------|-----|
|--------|---|---|---|---|---|---|---|---|---|----------------------|-----|

|   |                                |                   |                   |  |                   |   |                                   |                      |  |  |  |
|---|--------------------------------|-------------------|-------------------|--|-------------------|---|-----------------------------------|----------------------|--|--|--|
| <b>Jeff Stone, L</b> (1, 7)<br><small>OBP: 0.231, SLG: 0.385</small>  | 0-0<br><b>G3</b>               |                   | 0-0<br><b>5-3</b> |  |                   | 0-0<br><b>1B</b> <b>S</b><br><b>1B</b>              | 0-3<br><b>K</b>                   |                      |  | 4 1 1 0 0 1 1  |  |
| <b>Juan Samuel, R</b> (1, 4)<br><small>OBP: 0.250, SLG: 0.250</small>   | 0-0<br><b>F9</b>               |                   | 0-0<br><b>F8</b>  |  |                   | 0-0<br><b>E</b> <b>1B</b><br><b>SF7-4</b> <b>1B</b> | 0-0<br><b>E5</b>                  |                      |  | 4 1 1 0 0 0 1  |  |
| <b>Von Hayes, L</b> (1, 8)<br><small>OBP: 0.500, SLG: 0.400</small><br>(8, 9)   | 0-0<br><b>BB</b><br><b>1B</b>  |                   |                   | 4-0<br><b>CS</b> <b>S</b><br><b>BB</b> |                   | 0-0<br><b>E6</b><br><b>SF7-4</b><br><b>1B</b>       | 0-3<br><b>K</b>                   |                      |  | 3 0 2 1 1 1 2  |  |
| <b>Mike Schmidt, R</b> (1, 5)<br><small>B B B B</small>   | 4-0<br><b>1-2</b><br><b>BB</b> |                   |                   | 0-3<br><b>K</b>                        |                   | 0-0<br><b>SF7-4</b><br><b>1-2</b><br><b>3-H</b>     | 0-3<br><b>K</b>                   |                      |  | 2 0 0 1 1 2 1  |  |
| <b>Ozzie Virgil, R</b> (1, 2)<br><small>OBP: 0.375, SLG: 0.500</small>  | 0-0<br><b>F8</b>               |                   |                   | 0-0<br><b>F6</b><br><b>2-3</b>         |                   | 0-0<br><b>2B</b><br><b>2B</b>                       | 0-0<br><b>G6-4-3</b><br><b>1B</b> |                      |  | 4 1 2 0 0 0 3  |  |
| <b>Glenn Wilson, R</b> (1, 9)<br><small>OBP: 0.273, SLG: 0.364</small><br><b>Al Holland, R</b> (8, 1)                                   |                                | 0-0<br><b>1-3</b> |                   |  | 0-0<br><b>5-3</b> | 0-0<br><b>2B</b>                                    | 0-0<br><b>G6-4-3</b>              |                      |  | 4 0 1 1 0 0 1<br>0 0 0 0 0 0 0                                   |  |
| <b>John Russell, R</b> (1, 3)<br><b>Don Carman, L</b> (6, 1)<br><b>Garry Maddox, R</b> (8, 8)<br><small>OBP: 0.500, SLG: 0.500</small>  |                                | 0-3<br><b>K</b>   |                   |  | 0-3<br><b>K</b>   | 0-0<br><b>F7</b>                                    | 0-0<br><b>G1-4-3</b><br><b>1B</b> |                      |  | 3 0 0 0 0 2 1<br>0 0 0 0 0 0 0<br>1 0 1 0 0 0 0                  |  |
| <b>Steve Jeltz, S</b> (1, 6)<br><small>OBP: 0.375, SLG: 0.286</small>   |                                | 0-3<br><b>K</b>   |                   |  | 0-0<br><b>1B</b>  |   | 0-0<br><b>E</b><br><b>1B</b>      |                      |  | 4 0 2 0 0 1 1  |  |
| <b>Jerry Koosman, R</b> (1, 1)<br><b>Larry Andersen, R</b> (6, 1)<br><b>Tim Corcoran, L</b> (6, 3)<br><b>John Wockenfuss, R</b> (9, PH) |                                |                   | 0-0<br><b>F2</b>  |  | 0-3<br><b>K</b>   |   | 0-0<br><b>F7</b>                  | 0-0<br><b>G1-4-3</b> |  | 2 0 0 0 0 1 1<br>0 0 0 0 0 0 0<br>1 0 0 0 0 0 1<br>1 0 0 0 0 0 1 |  |

**Philadelphia Phillies @ Houston Astros**  
 Astrodome, Houston, TX  
 Fri Apr 12 1985, 7:05 PM EST  
 Att: 11,879 - Unknown

[livebaseballscorecards.com](http://livebaseballscorecards.com)

|            |           |
|------------|-----------|
| <b>AB</b>  | <b>33</b> |
| <b>R</b>   | <b>3</b>  |
| <b>H</b>   | <b>10</b> |
| <b>RBI</b> | <b>3</b>  |
| <b>BB</b>  | <b>2</b>  |
| <b>SO</b>  | <b>8</b>  |
| <b>LOB</b> | <b>14</b> |



| Inning Stats | R: 0 | H: 1   | R: 0 | H: 0   | R: 0 | H: 0   | R: 0 | H: 1   | R: 3 | H: 5   | R: 0 | H: 1   | R: 0 | H: 1   | R: 0 | H: 1   | 1B: 8 | SF: 1  | WP: 0 | PA: 36 |
|--------------|------|--------|------|--------|------|--------|------|--------|------|--------|------|--------|------|--------|------|--------|-------|--------|-------|--------|
|              | E: 0 | LOB: 2 | E: 0 | LOB: 0 | E: 0 | LOB: 0 | E: 0 | LOB: 1 | E: 1 | LOB: 1 | E: 0 | LOB: 2 | E: 0 | LOB: 0 | E: 0 | LOB: 0 | 2B: 3 | SAC: 0 | PB: 0 |        |
|              | K: 0 | BB: 1  | K: 2 | BB: 0  | K: 1 | BB: 1  | K: 2 | BB: 0  | K: 0 | BB: 0  | K: 2 | BB: 0  | K: 1 | BB: 0  | K: 0 | BB: 0  | 3B: 0 | DP: 3  | SB: 2 |        |
|              | S: 4 | P: 8   | S: 7 | P: 7   | S: 3 | P: 3   | S: 8 | P: 8   | S: 7 | P: 7   | S: 9 | P: 9   | S: 5 | P: 5   | S: 3 | P: 3   | HR: 0 | HBP: 0 | CS: 1 |        |

| PITCHER   | IP  | WLS | BF | H | R | ER | SO | BB | IBB | HBP | BLK | WP | HR | S  | P  | ERA  | WHIP  |
|---|-----|-----|----|---|---|----|----|----|-----|-----|-----|----|----|----|----|------|-------|
| <b>Mike Scott, R</b> (1, 1)<br><small>ERA: 4.76</small> | 5.2 |     | 24 | 7 | 3 | 3  | 5  | 2  | 0   | 0   | 0   | 0  | 0  | 32 | 40 | 4.76 | 1.588 |
| <b>Dave Smith, R</b> (6, 1)<br><small>ERA:</small>      | 0.1 | W   | 1  | 0 | 0 | 0  | 0  | 0  | 0   | 0   | 0   | 0  | 0  | 1  | 1  | 0.00 | 0.000 |
| <b>Jeff Calhoun, L</b> (7, 1)<br><small>ERA:</small>    | 3.0 | S   | 11 | 3 | 0 | 0  | 3  | 0  | 0   | 0   | 0   | 0  | 0  | 17 | 17 | 0.00 | 1.000 |

| Batter   | 1                 | 2               | 3          | 4                | 5          | 6                               | 7                  | 8                      | 9 |
|--|-------------------|-----------------|------------|------------------|------------|---------------------------------|--------------------|------------------------|---|
| Dickie Thon, R<br>OBP: 0.278, SLG: 0.235 (1, 6)    | 0-3<br>K          |                 | 0-0<br>F8  |                  | 4-0<br>BB  | 0-0<br>FC1-2<br>BB<br>1B        | 0-0<br>FC5-4       |                        |   |
| Enos Cabell, R<br>OBP: 0.625, SLG: 0.813 (1, 3)    | 0-0<br>1-3<br>1B  |                 | 0-0<br>1B  |                  | 0-0<br>6-3 | 0-0<br>BB<br>FC1-2<br>1B<br>1B  |                    | 0-0<br>2B<br>SF8<br>1B |   |
| Phil Gamet, R<br>OBP: 0.333, SLG: 0.429 (1, 5)     | 0-0<br>1-3<br>1-2 |                 | 0-0<br>F8  |                  | 0-0<br>1B  | 0-0<br>F9                       |                    | 0-0<br>1-3<br>2B       |   |
| Jose Cruz, L<br>OBP: 0.333, SLG: 0.294 (1, 7)      | 0-3<br>K          |                 | 0-0<br>4-3 |                  | 0-0<br>2-3 | 0-0<br>FC1-2<br>BB<br>1B        |                    | 0-0<br>6-3             |   |
| Jerry Mumphrey, S<br>OBP: 0.471, SLG: 0.333 (1, 8) |                   | 0-0<br>G3       |            | 0-0<br>E<br>1B   |            |                                 |                    | 4-0<br>IBB             |   |
| Terry Puhl, L<br>OBP: 0.438, SLG: 0.571 (1, 9)     |                   | 0-0<br>S<br>1B  |            | 0-0<br>E4<br>1-2 |            |                                 |                    | 0-0<br>SF8             |   |
| Alan Ashby, S<br>OBP: 0.385, SLG: 0.417 (1, 2)     |                   | 0-3<br>K<br>1-2 |            | 0-3<br>K         |            | 0-0<br>2B<br>1B<br>1B           | 0-0<br>F9          | 0-3<br>K               |   |
| Bill Doran, S<br>OBP: 0.375, SLG: 0.467 (1, 4)     |                   | 4-0<br>IBB      |            | 0-0<br>F2        |            | 0-0<br>1B<br>1B<br>2B           | 0-0<br>FC5-4<br>1B |                        |   |
| Mike Scott, R (1, 1)                               |                   | 0-3<br>K        |            | 0-3<br>K         |            | 4-0<br>1B<br>1B<br>FC1-2<br>IBB | 0-3<br>K           |                        |   |
| Dave Smith, R (6, 1)                               |                   |                 |            |                  |            |                                 |                    |                        |   |
| Denny Walling, L (6, PH)                           |                   |                 |            |                  |            |                                 |                    |                        |   |
| Jeff Calhoun, L (7, 1)                             |                   |                 |            |                  |            |                                 |                    |                        |   |

| Inning Stats | R: 0 | H: 1 | E: 0 | LOB: 1 | K: 2 | BB: 0 | S: 8 | P: 8  |
|--------------|------|------|------|--------|------|-------|------|-------|
|              | R: 0 | H: 1 | E: 0 | LOB: 2 | K: 2 | BB: 1 | S: 8 | P: 12 |
|              | R: 0 | H: 1 | E: 0 | LOB: 1 | K: 0 | BB: 0 | S: 4 | P: 4  |
|              | R: 0 | H: 1 | E: 1 | LOB: 2 | K: 2 | BB: 0 | S: 9 | P: 9  |
|              | R: 0 | H: 1 | E: 0 | LOB: 1 | K: 0 | BB: 1 | S: 3 | P: 7  |
|              | R: 7 | H: 7 | E: 0 | LOB: 2 | K: 0 | BB: 2 | S: 9 | P: 17 |
|              | R: 0 | H: 1 | E: 0 | LOB: 1 | K: 1 | BB: 0 | S: 6 | P: 6  |
|              | R: 1 | H: 2 | E: 0 | LOB: 2 | K: 1 | BB: 1 | S: 7 | P: 11 |

| PITCHER                                | IP  | WLS | BF | H | R | ER | SO | BB | IBB | HBP | BLK | WP | HR | S  | P  | ERA   | WHIP  |
|--|-----|-----|----|---|---|----|----|----|-----|-----|-----|----|----|----|----|-------|-------|
| Jerry Koosman, L (1, 1)<br>ERA: 5.4    | 5.0 |     | 25 | 8 | 3 | 3  | 6  | 1  | 1   | 0   | 0   | 0  | 0  | 35 | 43 | 5.40  | 1.800 |
| Larry Andersen, R (6, 1)<br>ERA: 108.0 | 0.1 | L   | 5  | 3 | 1 | 1  | 0  | 0  | 1   | 0   | 0   | 0  | 0  | 4  | 8  | 27.00 | 9.000 |
| Don Carman, L (6, 1)<br>ERA:           | 1.2 |     | 7  | 2 | 3 | 3  | 1  | 1  | 0   | 0   | 0   | 0  | 0  | 8  | 12 | 16.20 | 1.800 |
| Al Holland, L (8, 1)<br>ERA: 9.0       | 1.0 |     | 6  | 2 | 1 | 1  | 1  | 0  | 1   | 0   | 0   | 0  | 0  | 7  | 11 | 9.00  | 2.000 |

**BOTTOM**

**Philadelphia Phillies @ Houston Astros**  
Astrodome, Houston, TX

Fri Apr 12 1985, 7:05 PM EST  
Att. 11,879 - Unknown

| AB | R | H | RBI | BB | SO | LOB |
|----|---|---|-----|----|----|-----|
| 4  | 1 | 1 | 1   | 1  | 1  | 1   |
| 5  | 2 | 4 | 1   | 0  | 0  | 1   |
| 5  | 0 | 2 | 0   | 0  | 0  | 5   |
| 5  | 1 | 0 | 0   | 0  | 1  | 8   |
| 3  | 1 | 2 | 1   | 2  | 0  | 0   |
| 4  | 1 | 3 | 4   | 0  | 0  | 1   |
| 5  | 1 | 1 | 0   | 0  | 3  | 5   |
| 3  | 1 | 2 | 1   | 1  | 0  | 2   |
| 2  | 0 | 0 | 0   | 0  | 2  | 4   |
| 0  | 0 | 0 | 0   | 0  | 0  | 0   |
| 0  | 0 | 0 | 0   | 1  | 0  | 0   |
| 1  | 0 | 0 | 0   | 0  | 1  | 1   |

| AB  | 37 |
|-----|----|
| R   | 8  |
| H   | 15 |
| RBI | 8  |
| BB  | 5  |
| SO  | 8  |
| LOB | 28 |

livebaseballscorecards.com



| WP | PA |
|----|----|
| 0  | 43 |
| PB | 0  |
| SB | 1  |
| CS | 0  |



| Batter  | 1   | 2   | 3   | 4  | 5   | 6   | 7  | 8   | 9   | AB R H RBI BB SO LOB                                       | TOP                                     |   |  |
|---|---|---|---|--|---|---|--|---|---|--|---|---|--|
| <b>Jeff Stone, L</b> (1, 7)<br><small>OBP: 0.353, SLG: 0.588</small><br><b>Kevin Gross, R</b> (7, 1)<br><b>Al Holland, R</b> (8, 1)   | 0-0<br><br>1B   |   |   | 0-0<br><br>1B 3B                                     |   | 0-0<br><br>3B 1B                                    | 0-0<br><br>FC6-4                                     |   |   | 4 2 3 0 0 0 2<br>0 0 0 0 0 0 0<br>0 0 0 0 0 0 0            |   |   |  |
| <b>Juan Samuel, R</b> (1, 4)<br><small>OBP: 0.313, SLG: 0.438</small>   | 0-0<br><br>1B   |   |   | 0-3<br><br>K   |   | 0-0<br><br>SF9 3B                                   |  | 0-3<br><br>K  |   | 4 1 2 1 0 2 1  |   |   |  |
| <b>Von Hayes, L</b> (1, 8)<br><small>OBP: 0.438, SLG: 0.308</small>   | 4-0<br><br>CS BB  |   |   | 0-0<br><br>4-3                                       |   | 0-0<br><br>6-3                                      |  | 0-0<br><br>4-3                                      |   | 3 0 0 0 1 0 2  |   |   |  |
| <b>Mike Schmidt, R</b> (1, 5)   | 0-0<br><br>CS   | 0-0<br><br>F8                                       |   | 4-0<br><br>1B BB                                     |   | 0-0<br><br>SF9                                      |  | 0-0<br><br>F7                                       |   | 2 0 0 1 1 0 0  |   |   |  |
| <b>Tim Corcoran, L</b> (1, 3)<br><small>OBP: 0.286, SLG: 0.167</small>  |   |   | 0-0<br><br>4-3                                      |  | 0-0<br><br>1B                                       |   | 0-0<br><br>F7  |   | 0-0<br><br>4-3                                      |  | 4 0 1 1 0 0 0                           |   |  |
| <b>Glenn Wilson, R</b> (1, 9)<br><small>OBP: 0.267, SLG: 0.333</small>  |   |   | 0-3<br><br>K  |  | 0-0<br><br>4-3                                      |   | 0-0<br><br>F8  |   | 0-0<br><br>E5 1B                                    |  | 4 1 1 0 0 1 2                           |   |  |
| <b>Ozzie Virgil, R</b> (1, 2)<br><small>OBP: 0.250, SLG: 0.333</small>  |   |   |   | 0-0<br><br>F7  |   | 0-0<br><br>F9                                       |  | 0-3<br><br>K  |   | 0-0<br><br>F4  |   | 4 0 0 0 0 1 1                                   |  |
| <b>Steve Jeltz, S</b> (1, 6)<br><small>OBP: 0.417, SLG: 0.300</small>   |   |   |   | 0-0<br><br>6-3                                       |   | 0-3<br><br>K  |  | 4-0<br><br>BB BB                                    |   | 0-0<br><br>2-H 1B  |   | 3 0 1 1 1 1 0                                   |  |
| <b>Shane Rawley, R</b> (1, 1)<br><b>Don Carman, L</b> (6, 1)<br><b>Greg Gross, L</b> (7, PH)<br>(7, 7)  |   |   |   | 0-0<br><br>F8  |   | 0-3<br><br>K  |  | 4-0<br><br>FC6-4 BB                                 |   | 0-0<br><br>6-3   |   | 2 0 0 0 0 1 0<br>0 0 0 0 0 0 0<br>1 0 0 0 1 0 1 |  |
| <b>Inning Stats</b>   | R: 0 H: 2<br>E: 0 LOB: 0<br>K: 0 BB: 1<br>S: 2 P: 6   | R: 0 H: 0<br>E: 0 LOB: 0<br>K: 1 BB: 0<br>S: 5 P: 5 | R: 0 H: 0<br>E: 0 LOB: 0<br>K: 0 BB: 0<br>S: 3 P: 3 | R: 1 H: 2<br>E: 0 LOB: 2<br>K: 1 BB: 1<br>S: 7 P: 11 | R: 0 H: 0<br>E: 0 LOB: 0<br>K: 2 BB: 0<br>S: 7 P: 7 | R: 2 H: 2<br>E: 0 LOB: 0<br>K: 0 BB: 0<br>S: 5 P: 5 | R: 0 H: 0<br>E: 0 LOB: 2<br>K: 1 BB: 2<br>S: 5 P: 13 | R: 0 H: 0<br>E: 0 LOB: 0<br>K: 1 BB: 0<br>S: 5 P: 5 | R: 1 H: 2<br>E: 1 LOB: 1<br>K: 0 BB: 0<br>S: 5 P: 5 | 1B: 6 SF: 1<br>2B: 0 SAC: 0<br>3B: 2 DP: 0<br>HR: 0 HBP: 0 | WP: 0 PA: 37<br>PB: 0<br>SB: 1<br>CS: 1 |   |  |
| <b>PITCHER</b><br><b>Ron Mathis, R</b> (1, 1)<br><small>ERA: 5.06</small><br><b>Bill Dawley, R</b> (6, 1)<br><small>ERA: 7.36</small><br><b>Dave Smith, R</b> (8, 1)<br><small>ERA:</small> | IP WLS BF H R ER SO BB IBB HBP BLK WP HR S P ERA WHIP<br>5.1 L 21 6 3 3 4 2 0 0 0 0 0 0 27 35 5.06 1.500<br>1.2 7 0 0 0 1 2 0 0 0 0 0 0 7 15 0.00 1.200<br>2.0 8 2 1 0 1 0 0 0 0 0 0 0 10 10 0.00 1.000 |   |   |  |   |   |  |   |   |  |   |   |  |

Philadelphia Phillies @ Houston Astros  
Astrodome, Houston, TX  
Sat Apr 13 1985, 7:05 PM EST  
Att: 19,772 - Unknown

|     |    |
|-----|----|
| AB  | 31 |
| R   | 4  |
| H   | 8  |
| RBI | 4  |
| BB  | 4  |
| SO  | 6  |
| LOB | 9  |



**BOTTOM**

**Philadelphia Phillies @ Houston Astros**  
Astrodome, Houston, TX  
Sat Apr 13 1985, 7:05 PM EST  
Att. 19,772 - Unknown

livebaseballscorecards.com

**AB 35**  
**R 2**  
**H 8**  
**RBI 2**  
**BB 3**  
**SO 3**  
**LOB 19**



WP: 0 PA: 39  
PB: 1  
SB: 1  
CS: 0

| AB | R | H | RBI | BB | SO | LOB |
|----|---|---|-----|----|----|-----|
| 4  | 1 | 1 | 0   | 1  | 0  | 0   |
| 5  | 0 | 0 | 0   | 0  | 1  | 4   |
| 4  | 1 | 2 | 0   | 0  | 0  | 2   |
| 0  | 0 | 0 | 0   | 0  | 0  | 0   |
| 1  | 0 | 0 | 0   | 0  | 0  | 1   |
| 4  | 0 | 2 | 0   | 0  | 1  | 1   |
| 4  | 0 | 1 | 2   | 0  | 0  | 2   |
| 1  | 0 | 0 | 0   | 2  | 0  | 0   |
| 3  | 0 | 1 | 0   | 0  | 0  | 4   |
| 1  | 0 | 0 | 0   | 0  | 0  | 2   |
| 0  | 0 | 0 | 0   | 0  | 0  | 0   |
| 2  | 0 | 0 | 0   | 0  | 0  | 1   |
| 0  | 0 | 0 | 0   | 0  | 0  | 0   |
| 1  | 0 | 0 | 0   | 0  | 1  | 0   |
| 1  | 0 | 0 | 0   | 0  | 0  | 2   |
| 1  | 0 | 0 | 0   | 0  | 0  | 0   |
| 3  | 0 | 1 | 0   | 0  | 0  | 0   |

| Batter  | 1          | 2                  | 3          | 4                      | 5                     | 6                    | 7                | 8                  | 9               |
|---|------------|--------------------|------------|------------------------|-----------------------|----------------------|------------------|--------------------|-----------------|
| Dickie Thon, R (1, 6)<br>OBP: 0.304, SLG: 0.238   | 0-0<br>6-3 |                    | 0-0<br>F8  |                        |                       | 0-0<br>E6<br>1B      | 4-0<br>1-2<br>BB |                    | 0-0<br>E5<br>1B |
| Enos Cabell, R (1, 3)<br>OBP: 0.476, SLG: 0.619   | 0-3<br>K   |                    |            | 0-0<br>6-3             |                       | 0-0<br>F5            | 0-0<br>F8        |                    | 0-0<br>1-3      |
| Phil Garner, R (1, 5)<br>OBP: 0.368, SLG: 0.444<br>Dave Smith, R (8, 1)<br>Tim Tolman, R (9, PH)  | 0-0<br>F9  |                    |            | 0-0<br>4-3<br>PB<br>1B |                       | 0-0<br>1B<br>1B      | 0-0<br>F8        |                    | 0-0<br>F5       |
| Jose Cruz, L (1, 7)<br>OBP: 0.364, SLG: 0.381   |            | 0-3<br>K           |            | 0-0<br>4-3<br>1-3      |                       | 0-0<br>1B<br>1B      |                  | 0-0<br>FC1-5<br>2B |                 |
| Jerry Mumphrey, S (1, 8)<br>OBP: 0.429, SLG: 0.313  |            | 0-0<br>F9          |            | 0-0<br>6-3             |                       | 0-0<br>HBP<br>1B     |                  | 0-0<br>FC1-5<br>S  |                 |
| Terry Puhl, L (1, 9)<br>OBP: 0.500, SLG: 0.533  |            | 4-0<br>FC5-4<br>BB |            |                        | 0-0<br>3-1            | 1-0<br>1-2<br>HBP    |                  | 4-0<br>1-2<br>BB   |                 |
| Alan Ashby, S (1, 2)<br>OBP: 0.375, SLG: 0.400<br>Kevin Bass, S (8, PH)<br>Mark Bailey, S (9, 2)  |            | 0-0<br>FC5-4       |            |                        | 0-0<br>G5-4-3<br>1B   | 0-0<br>FC6-4<br>1-2f |                  | 0-0<br>F7          |                 |
| Bill Doran, S (1, 4)<br>OBP: 0.333, SLG: 0.412<br>Bill Dawley, R (6, 1)<br>Craig Reynolds, L (7, PH)<br>Denny Walling, L (8, 5)<br>OBP: 0.286, SLG: 0.333 |            |                    | 0-0<br>4-3 |                        | 0-0<br>G5-4-3<br>1-2f |                      | 0-3<br>K         | 0-0<br>F8          |                 |
| Ron Mathis, R (1, 1)<br>Jim Pankovits, R (6, 4)   |            |                    | 0-0<br>G3  |                        |                       | 0-0<br>F6            | 0-0<br>BB<br>1B  |                    | 0-0<br>F7       |

| Inning | R | H | E | K | S | H | LOB | BB | IBB | HBP | BLK | WP | HR | S  | P  | ERA  | WHIP  |
|--------|---|---|---|---|---|---|-----|----|-----|-----|-----|----|----|----|----|------|-------|
| 1      | 0 | 0 | 0 | 1 | 5 | 0 | 0   | 0  | 0   | 0   | 0   | 0  | 0  | 26 | 30 | 0.00 | 1.059 |
| 2      | 0 | 0 | 0 | 0 | 5 | 0 | 1   | 0  | 0   | 1   | 0   | 0  | 0  | 1  | 2  | 0.00 | 0.000 |
| 3      | 0 | 0 | 0 | 0 | 5 | 0 | 0   | 1  | 0   | 0   | 0   | 0  | 0  | 8  | 12 | 0.00 | 2.250 |
| 4      | 0 | 0 | 0 | 0 | 5 | 0 | 0   | 1  | 0   | 0   | 0   | 0  | 0  | 6  | 10 | 0.00 | 1.200 |
| 5      | 2 | 3 | 1 | 0 | 7 | 0 | 3   | 0  | 0   | 0   | 0   | 0  | 0  | 8  | 8  |      |       |
| 6      | 0 | 1 | 0 | 1 | 6 | 0 | 2   | 1  | 0   | 1   | 10  | 0  | 0  | 10 | 10 |      |       |
| 7      | 0 | 1 | 0 | 0 | 4 | 0 | 2   | 1  | 0   | 0   | 0   | 0  | 0  | 8  | 8  |      |       |
| 8      | 0 | 1 | 0 | 0 | 4 | 0 | 2   | 1  | 0   | 0   | 0   | 0  | 0  | 8  | 8  |      |       |
| 9      | 0 | 1 | 0 | 0 | 4 | 0 | 1   | 0  | 0   | 0   | 0   | 0  | 0  | 0  | 0  |      |       |

| PITCHER                           | IP  | WLS | BF | H | R | ER | SO | BB | IBB | HBP | BLK | WP | HR | S  | P  | ERA  | WHIP  |
|-----------------------------------|-----|-----|----|---|---|----|----|----|-----|-----|-----|----|----|----|----|------|-------|
| Shane Rawley, L (1, 1)<br>ERA:    | 5.2 | W   | 23 | 5 | 2 | 0  | 2  | 1  | 0   | 0   | 0   | 0  | 0  | 26 | 30 | 0.00 | 1.059 |
| Don Carman, L (6, 1)<br>ERA:      | 0.1 |     | 2  | 0 | 0 | 0  | 0  | 0  | 0   | 1   | 0   | 0  | 0  | 1  | 2  | 0.00 | 0.000 |
| Kevin Gross, R (7, 1)<br>ERA:     | 1.1 |     | 7  | 2 | 0 | 0  | 1  | 1  | 0   | 0   | 0   | 0  | 0  | 8  | 12 | 0.00 | 2.250 |
| Al Holland, L (8, 1)<br>ERA: 3.38 | 1.2 | S   | 7  | 1 | 0 | 0  | 0  | 1  | 0   | 0   | 0   | 0  | 0  | 6  | 10 | 0.00 | 1.200 |



| Batter  | 1  | 2                               | 3                            | 4                               | 5                            | 6                                | 7                             | 8                                | 9                            | AB R H RBI BB SO LOB            | TOP  |                                 |                              |                                 |                              |                                 |                              |                                 |                                  |                                    |                                  |        |
|---|--|---------------------------------|------------------------------|---------------------------------|------------------------------|----------------------------------|-------------------------------|----------------------------------|------------------------------|---------------------------------|--|---------------------------------|------------------------------|---------------------------------|------------------------------|---------------------------------|------------------------------|---------------------------------|----------------------------------|------------------------------------|----------------------------------|--------|
| Jeff Stone, L (1, 7)<br>OBP: 0.286, SLG: 0.476      | 0-0<br>F7  |                                 | 0-0<br>4-3                   |                                 | 0-0<br>G3                    |                                  | 0-0<br>G3                     |                                  |                              | 4 0 0 0 0 0 1                   | <b>Philadelphia Phillies @ Houston Astros</b><br>Astrodome, Houston, TX<br>Sun Apr 14 1985, 4:33 AM EST<br>Att. 15,277 - Unknown |                                 |                              |                                 |                              |                                 |                              |                                 |                                  |                                    |                                  |        |
| Juan Samuel, R (1, 4)<br>OBP: 0.250, SLG: 0.350     | 0-0<br>5-3   |                                 | 0-0<br>E5<br>2B              |                                 | 0-3<br>K                     |                                  |                               | 0-3<br>K                         | 4 0 0 0 0 2 0                |                                 |  |                                 |                              |                                 |                              |                                 |                              |                                 |                                  |                                    |                                  |        |
| Von Hayes, L (1, 8)<br>OBP: 0.450, SLG: 0.412       | 0-0<br>F7  |                                 | 0-0<br>2B                    |                                 | 0-0<br>FC5-4<br>1B           |                                  |                               | 0-3<br>K                         | 4 0 2 0 0 1 0                |                                 |  |                                 |                              |                                 |                              |                                 |                              |                                 |                                  |                                    |                                  |        |
| Mike Schmidt, R (1, 5)                              |  | 0-3<br>K                        | 0-3<br>K                     |                                 | 0-0<br>FC5-4                 |                                  |                               | 0-0<br>F7                        | 4 0 0 0 0 2 3                |                                 |  |                                 |                              |                                 |                              |                                 |                              |                                 |                                  |                                    |                                  |        |
| Tim Corcoran, L (1, 3)<br>OBP: 0.364, SLG: 0.300    |  | 0-0<br>G5-4-3<br>1B             | 0-0<br>6-3                   |                                 | 0-0<br>G6-4-3<br>1B          |                                  |                               | 0-0<br>F8                        | 4 0 2 0 0 0 2                |                                 |  |                                 |                              |                                 |                              |                                 |                              |                                 |                                  |                                    |                                  |        |
| Bo Diaz, R (1, 2)<br>OBP: 0.125, SLG: 0.125         |  | 0-0<br>G5-4-3                   |                              | 0-3<br>K                        |                              | 0-0<br>G6-4-3                    |                               | 0-0<br>F9                        | 4 0 0 0 0 1 2                |                                 |  |                                 |                              |                                 |                              |                                 |                              |                                 |                                  |                                    |                                  |        |
| Glenn Wilson, R (1, 9)<br>OBP: 0.263, SLG: 0.316    |  |                                 | 0-0<br>E5<br>2B<br>BB        | 0-0<br>1B                       |                              | 0-0<br>4-3                       |                               | 0-0<br>F9                        | 4 1 1 0 0 0 0                |                                 |  |                                 |                              |                                 |                              |                                 |                              |                                 |                                  |                                    |                                  |        |
| Steve Jeltz, S (1, 6)<br>OBP: 0.400, SLG: 0.250     |  |                                 | 4-0<br>2B<br>BB              | 0-3<br>K                        |                              | 0-3<br>K                         |                               |                                  | 2 1 0 0 1 2 1                |                                 |  |                                 |                              |                                 |                              |                                 |                              |                                 |                                  |                                    |                                  |        |
| Steve Carlton, L (1, 1)<br>OBP: 0.250, SLG: 0.500   |  |                                 | 0-0<br>4-3<br>E              | 0-3<br>K                        |                              | 0-0<br>4-3                       |                               |                                  | 2 1 1 2 0 1 1                |                                 |  |                                 |                              |                                 |                              |                                 |                              |                                 |                                  |                                    |                                  |        |
| Pat Zachry, R (6, 1)                                |  |                                 | 1-H<br>2-H                   |                                 |                              |                                  |                               |                                  | 0 0 0 0 0 0 0                |                                 |  |                                 |                              |                                 |                              |                                 |                              |                                 |                                  |                                    |                                  |        |
| Greg Gross, L (7, PH)                               |  |                                 |                              |                                 |                              |                                  |                               |                                  | 1 0 0 0 0 0 0                |                                 |  |                                 |                              |                                 |                              |                                 |                              |                                 |                                  |                                    |                                  |        |
| Larry Andersen, R (7, 1)                            |  |                                 |                              |                                 |                              |                                  |                               |                                  | 0 0 0 0 0 0 0                |                                 |  |                                 |                              |                                 |                              |                                 |                              |                                 |                                  |                                    |                                  |        |
| <b>Inning Stats</b>                                 | R: 0<br>E: 0<br>K: 0<br>S: 3   | H: 0<br>LOB: 0<br>BB: 0<br>P: 3 | R: 0<br>E: 0<br>K: 1<br>S: 5 | H: 1<br>LOB: 0<br>BB: 0<br>P: 5 | R: 3<br>E: 2<br>K: 1<br>S: 9 | H: 2<br>LOB: 2<br>BB: 1<br>P: 13 | R: 0<br>E: 0<br>K: 3<br>S: 10 | H: 1<br>LOB: 1<br>BB: 0<br>P: 10 | R: 0<br>E: 0<br>K: 1<br>S: 6 | H: 1<br>LOB: 1<br>BB: 0<br>P: 6 | R: 0<br>E: 0<br>K: 1<br>S: 3   | H: 1<br>LOB: 0<br>BB: 0<br>P: 3 | R: 0<br>E: 0<br>K: 1<br>S: 5 | H: 0<br>LOB: 0<br>BB: 0<br>P: 5 | R: 0<br>E: 0<br>K: 2<br>S: 7 | H: 0<br>LOB: 0<br>BB: 0<br>P: 7 | R: 0<br>E: 0<br>K: 0<br>S: 3 | H: 0<br>LOB: 0<br>BB: 0<br>P: 3 | 1B: 4<br>2B: 2<br>3B: 0<br>HR: 0 | SF: 0<br>SAC: 0<br>DP: 2<br>HBP: 0 | WP: 0<br>PB: 0<br>SB: 0<br>CS: 0 | PA: 34 |
| <b>PITCHER</b><br>Nolan Ryan, R (1, 1)<br>ERA: 1.13 | IP: 9.0<br>WLS: W<br>BF: 34<br>H: 6<br>R: 3<br>ER: 1<br>SO: 9<br>BB: 1<br>IBB: 0<br>HBP: 0<br>BLK: 0<br>WP: 0<br>HR: 0<br>S: 51<br>P: 55<br>ERA: 1.00<br>WHIP: 0.778 |                                 |                              |                                 |                              |                                  |                               |                                  |                              |                                 |  |                                 |                              |                                 |                              |                                 |                              |                                 |                                  |                                    |                                  |        |

livebaseballscorecards.com

|     |    |
|-----|----|
| AB  | 33 |
| R   | 3  |
| H   | 6  |
| RBI | 2  |
| BB  | 1  |
| SO  | 9  |
| LOB | 10 |



| Batter   | 1                   | 2                                 | 3                           | 4         | 5                       | 6          | 7                      | 8          | 9 | AB | R | H | RBI | BB | SO | LOB |
|--|---------------------|-----------------------------------|-----------------------------|-----------|-------------------------|------------|------------------------|------------|---|----|---|---|-----|----|----|-----|
| Dickie Thon, R<br>OBP: 0.321, SLG: 0.240 (1, 6)    | 0-0<br>G4-3<br>1B   | 4-0<br>FC4-6<br>BB                |                             | 0-0<br>F8 |                         | 0-3<br>K   |                        | 0-0<br>F9  |   | 4  | 0 | 1 | 1   | 1  | 1  | 1   |
| Enos Cabell, R<br>OBP: 0.385, SLG: 0.500 (1, 3)    | 0-0<br>G4-3<br>1-2f | 0-0<br>FC4-6<br>1-2f              |                             | 0-0<br>F7 |                         | 0-0<br>6-3 |                        | 0-0<br>F2  |   | 5  | 0 | 0 | 0   | 0  | 0  | 5   |
| Phil Garner, R<br>OBP: 0.375, SLG: 0.478 (1, 5)    | 0-0<br>5-3          |                                   |                             |           |                         | 0-0<br>F7  |                        | 0-0<br>F8  |   | 5  | 1 | 2 | 0   | 0  | 0  | 0   |
| Jose Cruz, L<br>OBP: 0.444, SLG: 0.440 (1, 7)      |                     | 4-0<br>1B BB<br>BB                | 0-0<br>1B                   |           | 0-0<br>WP BB<br>CS 1B   |            | 0-0<br>2B<br>FC4-2 1B  | 0-0<br>5-3 |   | 4  | 1 | 3 | 0   | 1  | 0  | 1   |
| Jerry Mumphrey, S<br>OBP: 0.480, SLG: 0.421 (1, 8) |                     | 0-0<br>BB 1B<br>FC5-2 1B          | 0-0<br>F4                   |           | 4-0<br>CS WP<br>WP BB   |            | 0-0<br>FC4-2<br>1-3 2B |            |   | 3  | 1 | 2 | 0   | 1  | 0  | 2   |
| Terry Puhl, L<br>OBP: 0.542, SLG: 0.556 (1, 9)     |                     | 0-0<br>FC5-2 BB<br>1-2 2-3 BB 1B  | 0-0<br>G6-4-3<br>1-2 2-H 1B |           | 0-0<br>E6<br>1-H 2-H 2B |            | 4-0<br>FC4-2<br>IBB    |            |   | 3  | 2 | 2 | 1   | 1  | 0  | 1   |
| Mark Bailey, S<br>OBP: 0.375, SLG: 0.333 (1, 2)    |                     | 4-0<br>BB FC5-2<br>1-2 2-3 3-H BB | 0-0<br>G6-4-3               |           | 0-0<br>1-H 2B           |            | 0-0<br>FC4-2           |            |   | 3  | 0 | 1 | 2   | 1  | 0  | 5   |
| Bill Doran, S<br>OBP: 0.364, SLG: 0.400 (1, 4)     |                     | 0-3<br>K                          |                             | 0-0<br>1B |                         | 4-0<br>IBB |                        | 0-3<br>K   |   | 3  | 0 | 1 | 0   | 1  | 2  | 6   |
| Nolan Ryan, R<br>(1, 1)                            |                     | 0-0<br>FC5-2<br>1-2 2-3 3-H BB    |                             | 0-3<br>K  |                         | 0-0<br>F4  |                        | 0-0<br>1-3 |   | 4  | 0 | 0 | 0   | 0  | 1  | 9   |

| Inning Stats | R: 0 | H: 1 | E: 0 | LOB: 0 | K: 0 | S: 3 | P: 3 | R: 2 | H: 2 | E: 0 | LOB: 3 | K: 1 | S: 7 | P: 19 | R: 1 | H: 3 | E: 0 | LOB: 1 | K: 0 | S: 5 | R: 0 | H: 1 | E: 0 | LOB: 1 | K: 1 | S: 6 | R: 2 | H: 2 | E: 1 | LOB: 2 | K: 0 | S: 5 | R: 0 | H: 0 | E: 0 | LOB: 0 | K: 1 | S: 5 | R: 0 | H: 2 | E: 0 | LOB: 3 | K: 1 | S: 7 | R: 0 | H: 1 | E: 0 | LOB: 1 | K: 0 | S: 4 | P: 4 |
|--------------|------|------|------|--------|------|------|------|------|------|------|--------|------|------|-------|------|------|------|--------|------|------|------|------|------|--------|------|------|------|------|------|--------|------|------|------|------|------|--------|------|------|------|------|------|--------|------|------|------|------|------|--------|------|------|------|
|--------------|------|------|------|--------|------|------|------|------|------|------|--------|------|------|-------|------|------|------|--------|------|------|------|------|------|--------|------|------|------|------|------|--------|------|------|------|------|------|--------|------|------|------|------|------|--------|------|------|------|------|------|--------|------|------|------|


| PITCHER                                | IP  | WLS | BF | H | R | ER | SO | BB | IBB | HBP | BLK | WP | HR | S  | P  | ERA  | WHIP  |
|--|-----|-----|----|---|---|----|----|----|-----|-----|-----|----|----|----|----|------|-------|
| Steve Carlton, L<br>ERA: 4.09 (1, 1)   | 5.0 | L   | 27 | 9 | 5 | 4  | 2  | 4  | 1   | 0   | 0   | 1  | 0  | 26 | 46 | 7.20 | 2.600 |
| Pat Zachry, R<br>ERA: 6.75 (6, 1)      | 1.0 |     | 3  | 0 | 0 | 0  | 1  | 0  | 0   | 0   | 0   | 0  | 0  | 5  | 5  | 0.00 | 0.000 |
| Larry Andersen, R<br>ERA: 15.43 (7, 1) | 2.0 |     | 10 | 3 | 0 | 0  | 1  | 0  | 1   | 0   | 0   | 0  | 0  | 11 | 15 | 0.00 | 1.500 |

**BOTTOM**

**Philadelphia Phillies @ Houston Astros**  
Astrodome, Houston, TX

Sun Apr 14 1985, 4:33 AM EST  
Att. 15,277 - Unknown

|     |    |
|-----|----|
| AB  | 34 |
| R   | 5  |
| H   | 12 |
| RBI | 4  |
| BB  | 6  |
| SO  | 4  |
| LOB | 30 |



| 1B | 2B | 3B | HR | SF | SAC | DP | HBP | WP | HR | S | P  | ERA | WHIP |
|----|----|----|----|----|-----|----|-----|----|----|---|----|-----|------|
| 9  | 3  | 0  | 0  | 0  | 2   | 0  | 0   | 2  | 0  | 1 | 40 |     |      |



| Batter   | 1   | 2                               | 3                            | 4                               | 5                            | 6                               | 7                            | 8                               | 9                            | AB R H RBI BB SO LOB            | TOP                          |                                 |                              |                                 |                              |                                 |                              |                                 |                                  |                                    |                                  |        |
|--|---|---------------------------------|------------------------------|---------------------------------|------------------------------|---------------------------------|------------------------------|---------------------------------|------------------------------|---------------------------------|------------------------------|---------------------------------|------------------------------|---------------------------------|------------------------------|---------------------------------|------------------------------|---------------------------------|----------------------------------|------------------------------------|----------------------------------|--------|
| Garry Maddox, R (1, 8)<br>OBP: 0.167, SLG: 0.167 | 0-0<br>F9   |                                 | 0-0<br>G3-6-3                |                                 | 0-3<br>K                     |                                 | 0-0<br>FC5-4                 |                                 |                              | 4 0 0 0 0 1 4                   |                              |                                 |                              |                                 |                              |                                 |                              |                                 |                                  |                                    |                                  |        |
| Juan Samuel, R (1, 4)<br>OBP: 0.250, SLG: 0.333  | 0-0<br>5-3  |                                 | 0-0<br>CS<br>1B              |                                 | 0-3<br>K                     |                                 | 0-0<br>6-3                   |                                 |                              | 4 0 1 0 0 1 0                   |                              |                                 |                              |                                 |                              |                                 |                              |                                 |                                  |                                    |                                  |        |
| Von Hayes, L (1, 7)<br>OBP: 0.375, SLG: 0.333    | 0-0<br>E6<br>FC6-4                                    |                                 | 0-0<br>CS<br>1-2             | 0-0<br>E6<br>FC5-4              |                              | 0-0<br>G3                       |                              | 0-0<br>1-3                      |                              | 4 0 0 0 0 0 0                   |                              |                                 |                              |                                 |                              |                                 |                              |                                 |                                  |                                    |                                  |        |
| Mike Schmidt, R (1, 5)<br>OBP: 0.261, SLG: 0.067 | 0-0<br>FC6-4  |                                 |                              | 0-0<br>F9                       |                              | 0-0<br>F8                       |                              | 0-0<br>1B                       |                              | 4 0 1 0 0 0 2                   |                              |                                 |                              |                                 |                              |                                 |                              |                                 |                                  |                                    |                                  |        |
| Ozzie Virgil, R (1, 2)<br>OBP: 0.250, SLG: 0.313 |   | 0-0<br>G4-6-3<br>1B             |                              | 0-0<br>FC5-4<br>FC6-4           |                              | 0-0<br>6-3                      |                              | 0-0<br>F4                       |                              | 4 0 1 0 0 0 2                   |                              |                                 |                              |                                 |                              |                                 |                              |                                 |                                  |                                    |                                  |        |
| Glenn Wilson, R (1, 9)<br>OBP: 0.304, SLG: 0.348 |   | 0-0<br>G4-6-3<br>1B             |                              | 0-0<br>FC6-4                    |                              | 0-0<br>2B<br>FC6-4<br>1B        |                              | 0-3<br>K                        |                              | 4 1 2 0 0 1 1                   |                              |                                 |                              |                                 |                              |                                 |                              |                                 |                                  |                                    |                                  |        |
| John Russell, R (1, 3)<br>OBP: 0.214, SLG: 0.167 |   | 0-0<br>G4-6-3                   |                              | 4-0<br>FC6-4<br>BB              |                              | 0-0<br>FC6-4<br>1-3<br>2B       |                              | 0-3<br>K                        |                              | 3 0 1 0 1 1 2                   |                              |                                 |                              |                                 |                              |                                 |                              |                                 |                                  |                                    |                                  |        |
| Steve Jeltz, S (1, 6)<br>OBP: 0.353, SLG: 0.214  |   | 0-0<br>6-3                      |                              | 0-0<br>FC6-4<br>5-3             |                              | 4-0<br>FC6-4<br>IBB             |                              | 0-3<br>K                        |                              | 2 0 0 0 0 0 2                   |                              |                                 |                              |                                 |                              |                                 |                              |                                 |                                  |                                    |                                  |        |
| John Wockenfuss, R (7, PH)                       |   |                                 |                              | 1-2f<br>2-3                     |                              |                                 |                              |                                 |                              | 0 0 0 0 1 0 0                   |                              |                                 |                              |                                 |                              |                                 |                              |                                 |                                  |                                    |                                  |        |
| Luis Aguayo, R (7, PR)                           |   |                                 |                              |                                 |                              |                                 |                              |                                 |                              | 0 0 0 0 0 0 0                   |                              |                                 |                              |                                 |                              |                                 |                              |                                 |                                  |                                    |                                  |        |
| Jeff Stone, L (9, PH)<br>OBP: 0.273, SLG: 0.455  |   |                                 |                              |                                 |                              |                                 |                              |                                 |                              | 1 0 0 0 0 1 0                   |                              |                                 |                              |                                 |                              |                                 |                              |                                 |                                  |                                    |                                  |        |
| John Denny, R (1, 1)                             |   |                                 | 0-0<br>E6                    |                                 | 0-0<br>5-3                   |                                 | 0-0<br>FC6-4                 |                                 |                              | 2 0 0 0 0 0 1                   |                              |                                 |                              |                                 |                              |                                 |                              |                                 |                                  |                                    |                                  |        |
| Bo Diaz, R (7, PH)<br>OBP: 0.111, SLG: 0.111     |   |                                 | G3-6-3                       |                                 | 1-2                          |                                 | 1-2f<br>2-3<br>3-H           |                                 |                              | 1 0 0 1 0 0 2                   |                              |                                 |                              |                                 |                              |                                 |                              |                                 |                                  |                                    |                                  |        |
| Kevin Gross, R (7, 1)                            |   |                                 |                              |                                 |                              |                                 |                              |                                 |                              | 0 0 0 0 0 0 0                   |                              |                                 |                              |                                 |                              |                                 |                              |                                 |                                  |                                    |                                  |        |
| Don Carman, L (8, 1)                             |   |                                 |                              |                                 |                              |                                 |                              |                                 |                              | 0 0 0 0 0 0 0                   |                              |                                 |                              |                                 |                              |                                 |                              |                                 |                                  |                                    |                                  |        |
| Charles Hudson, S (8, 1)                         |   |                                 |                              |                                 |                              |                                 |                              |                                 |                              | 0 0 0 0 0 0 0                   |                              |                                 |                              |                                 |                              |                                 |                              |                                 |                                  |                                    |                                  |        |
| <b>Inning Stats</b>                              | R: 0<br>E: 1<br>K: 0<br>S: 4                          | H: 0<br>LOB: 1<br>BB: 0<br>P: 4 | R: 0<br>E: 0<br>K: 0<br>S: 4 | H: 2<br>LOB: 1<br>BB: 0<br>P: 4 | R: 0<br>E: 1<br>K: 0<br>S: 3 | H: 1<br>LOB: 0<br>BB: 0<br>P: 3 | R: 0<br>E: 1<br>K: 0<br>S: 4 | H: 0<br>LOB: 1<br>BB: 0<br>P: 4 | R: 0<br>E: 0<br>K: 1<br>S: 5 | H: 0<br>LOB: 1<br>BB: 1<br>P: 9 | R: 0<br>E: 0<br>K: 1<br>S: 5 | H: 0<br>LOB: 0<br>BB: 0<br>P: 5 | R: 1<br>E: 0<br>K: 0<br>S: 5 | H: 2<br>LOB: 2<br>BB: 1<br>P: 9 | R: 0<br>E: 0<br>K: 0<br>S: 4 | H: 1<br>LOB: 1<br>BB: 0<br>P: 4 | R: 0<br>E: 0<br>K: 3<br>S: 9 | H: 0<br>LOB: 0<br>BB: 0<br>P: 9 | 1B: 5<br>2B: 1<br>3B: 0<br>HR: 0 | SF: 0<br>SAC: 0<br>DP: 2<br>HBP: 0 | WP: 0<br>PB: 0<br>SB: 0<br>CS: 1 | PA: 36 |
| <b>PITCHER</b>                                   | IP WLS BF H R ER SO BB IBB HBP BLK WP HR S P ERA WHIP |                                 |                              |                                 |                              |                                 |                              |                                 |                              |                                 |                              |                                 |                              |                                 |                              |                                 |                              |                                 |                                  |                                    |                                  |        |
| Steve Trout, L (1, 1)<br>ERA: 0.53               | 8.0 W 32 6 1 1 2 1 1 0 0 0 0 34 42 1.12 0.875         |                                 |                              |                                 |                              |                                 |                              |                                 |                              |                                 |                              |                                 |                              |                                 |                              |                                 |                              |                                 |                                  |                                    |                                  |        |
| Lee Smith, R (9, 1)<br>ERA: 2.7                  | 1.0 S 3 0 0 0 3 0 0 0 0 0 0 9 9 0.00 0.000            |                                 |                              |                                 |                              |                                 |                              |                                 |                              |                                 |                              |                                 |                              |                                 |                              |                                 |                              |                                 |                                  |                                    |                                  |        |

Philadelphia Phillies @ Chicago Cubs  
Wrigley Field, Chicago, IL  
Mon Apr 15 1985, 3:33 AM CST  
Att. 8,347 - Unknown

|     |    |
|-----|----|
| AB  | 33 |
| R   | 1  |
| H   | 6  |
| RBI | 1  |
| BB  | 2  |
| SO  | 5  |
| LOB | 16 |



|       |        |
|-------|--------|
| WP: 0 | PA: 36 |
|-------|--------|

| Batter  | 1                  | 2                  | 3                | 4          | 5                  | 6               | 7                      | 8                | 9 |
|---|--------------------|--------------------|------------------|------------|--------------------|-----------------|------------------------|------------------|---|
| Bob Demier, R<br>OBP: 0.269, SLG: 0.280 (1, 8)  | 0-3<br>K           |                    | 0-0<br>FC4<br>1B |            | 0-0<br>FC5-4<br>1B |                 | 0-0<br>FC4-6<br>1B     | 0-0<br>F7        |   |
| 23 Ryne Sandberg, R<br>OBP: 0.160, SLG: 0.167 (1, 4)  | 0-0<br>BB<br>1B    |                    | 0-3<br>K         |            | 0-0<br>1B          |                 | 0-0<br>FC4-6<br>1B     |                  |   |
| Gary Matthews, R<br>OBP: 0.478, SLG: 0.722 (1, 7)<br>Brian Dayett, R (9, 7)                       | 4-0<br>FC4-6<br>BB |                    | 0-0<br>FC        |            | 0-3<br>K           |                 | 0-3<br>K               |                  |   |
| Leon Durham, L<br>OBP: 0.273, SLG: 0.238 (1, 3)   | 0-3<br>K           |                    | 0-0<br>FC4       |            | 0-0<br>4-3         |                 | 0-3<br>K               |                  |   |
| Keith Moreland, R<br>OBP: 0.318, SLG: 0.474 (1, 9)<br>Davey Lopes, R (8, PR) (9, 9)               | 0-0<br>FC4-6       |                    | 0-0<br>FC5-4     |            | 0-0<br>5-3         |                 | 0-0<br>1B<br>SF8<br>2B |                  |   |
| Ron Cey, R<br>OBP: 0.227, SLG: 0.333 (1, 5)   |                    | 0-0<br>F9          |                  | 0-3<br>K   |                    | 0-0<br>5-3      |                        | 0-3<br>K         |   |
| Jody Davis, R<br>OBP: 0.318, SLG: 0.619 (1, 2)  |                    | 0-0<br>FC4-6<br>1B |                  | 0-0<br>F2  |                    | 0-0<br>1B<br>1B |                        | 4-0<br>1B<br>IBB |   |
| Shawon Dunston, R<br>OBP: 0.238, SLG: 0.333 (1, 6)  |                    | 0-0<br>FC4-6       |                  | 0-0<br>5-3 |                    | 0-0<br>1B       |                        | 0-0<br>1B        |   |
| Steve Trout, L (1, 1)<br>Thad Bosley, L (8, PH)<br>Chris Speier, R (8, PH)<br>Lee Smith, R (9, 1) |                    | 0-0<br>FC6-4       |                  |            | 4-0<br>FC5-4<br>BB |                 | 0-0<br>6-3             | 0-0<br>SF8       |   |

| Inning Stats | R: 0<br>E: 0<br>K: 2<br>S: 8 | H: 1<br>LOB: 2<br>BB: 1<br>P: 12 | R: 0<br>E: 0<br>K: 0<br>S: 4 | H: 1<br>LOB: 1<br>BB: 0<br>P: 4 | R: 1<br>E: 1<br>K: 1<br>S: 7 | H: 1<br>LOB: 1<br>BB: 0<br>P: 7 | R: 0<br>E: 0<br>K: 1<br>S: 5 | H: 0<br>LOB: 0<br>BB: 0<br>P: 5 | R: 0<br>E: 0<br>K: 1<br>S: 6 | H: 1<br>LOB: 2<br>BB: 1<br>P: 10 | R: 0<br>E: 0<br>K: 2<br>S: 8 | H: 1<br>LOB: 1<br>BB: 0<br>P: 8 | R: 1<br>E: 0<br>K: 1<br>S: 7 | H: 2<br>LOB: 2<br>BB: 1<br>P: 11 |
|--------------|------------------------------|----------------------------------|------------------------------|---------------------------------|------------------------------|---------------------------------|------------------------------|---------------------------------|------------------------------|----------------------------------|------------------------------|---------------------------------|------------------------------|----------------------------------|
|--------------|------------------------------|----------------------------------|------------------------------|---------------------------------|------------------------------|---------------------------------|------------------------------|---------------------------------|------------------------------|----------------------------------|------------------------------|---------------------------------|------------------------------|----------------------------------|

| PITCHER                              |  |  |  |  |  |  |  |  |  |  |  |  |  |  | IP  | WLS | BF | H | R | ER | SO | BB | IBB | HBP | BLK | WP | HR | S  | P  | ERA  | WHIP  |
|--------------------------------------|--|--|--|--|--|--|--|--|--|--|--|--|--|--|-----|-----|----|---|---|----|----|----|-----|-----|-----|----|----|----|----|------|-------|
| John Denny, R (1, 1)<br>ERA: 1.8     |  |  |  |  |  |  |  |  |  |  |  |  |  |  | 6.0 |     | 27 | 6 | 1 | 0  | 5  | 2  | 0   | 0   | 0   | 0  | 0  | 35 | 43 | 0.00 | 1.333 |
| Kevin Gross, R (7, 1)<br>ERA: 1.93   |  |  |  |  |  |  |  |  |  |  |  |  |  |  | 1.1 | L   | 8  | 3 | 1 | 1  | 3  | 0  | 1   | 0   | 0   | 0  | 0  | 13 | 17 | 6.75 | 2.250 |
| Don Carman, L (8, 1)<br>ERA:         |  |  |  |  |  |  |  |  |  |  |  |  |  |  | 0.1 |     | 1  | 0 | 0 | 0  | 0  | 0  | 0   | 0   | 0   | 0  | 0  | 1  | 1  | 0.00 | 0.000 |
| Charles Hudson, R (8, 1)<br>ERA: 5.4 |  |  |  |  |  |  |  |  |  |  |  |  |  |  | 0.1 |     | 1  | 0 | 0 | 0  | 0  | 0  | 0   | 0   | 0   | 0  | 0  | 1  | 1  | 0.00 | 0.000 |


**BOTTOM**

Philadelphia Phillies @ Chicago Cubs  
Wrigley Field, Chicago, IL  
Mon Apr 15 1985, 3:33 AM CST  
Att. 8,347 - Unknown

| AB | R | H | RBI | BB | SO | LOB |
|----|---|---|-----|----|----|-----|
| 5  | 1 | 2 | 0   | 0  | 1  | 3   |
| 4  | 0 | 2 | 0   | 0  | 1  | 2   |
| 3  | 0 | 0 | 0   | 1  | 2  | 4   |
| 0  | 0 | 0 | 0   | 0  | 0  | 0   |
| 4  | 0 | 0 | 1   | 0  | 2  | 6   |
| 4  | 0 | 1 | 0   | 0  | 0  | 3   |
| 0  | 1 | 0 | 0   | 0  | 0  | 0   |
| 4  | 0 | 0 | 0   | 0  | 2  | 1   |
| 3  | 0 | 2 | 0   | 1  | 0  | 0   |
| 4  | 0 | 2 | 0   | 0  | 0  | 1   |
| 2  | 0 | 0 | 0   | 1  | 0  | 3   |
| 0  | 0 | 0 | 0   | 0  | 0  | 0   |
| 0  | 0 | 0 | 1   | 0  | 0  | 0   |
| 0  | 0 | 0 | 0   | 0  | 0  | 0   |

| AB  | 33 |
|-----|----|
| R   | 2  |
| H   | 9  |
| RBI | 2  |
| BB  | 3  |
| SO  | 8  |
| LOB | 23 |

WP: 0 PA: 37  
PB: 0  
SB: 2  
CS: 0





| Batter   | 1  | 2   | 3   | 4   | 5   | 6   | 7   | 8   | 9  | 10  | AB R H RBI BB SO LOB                                       | TOP  |
|--|--|---|---|---|---|---|---|---|--|---|--|--|
| <b>Jeff Stone, L</b> (1, 7) <sup>x</sup><br><small>OBP: 0.280, SLG: 0.440</small><br><b>Al Holland, R</b> (9, 1)                                 | 0-0<br><br>CS<br>1B  |   | 0-0<br><br>F8                                       |   |   | 0-0<br><br>FC3-6<br>K<br>1-2f                       |   |   | 0-0<br><br>SH4<br>1-2                                |   | 3 0 1 0 0 0 1<br>0 0 0 0 0 0 0                             | <b>Philadelphia Phillies @ Chicago Cubs</b><br>Wrigley Field, Chicago, IL<br>Tue Apr 16 1985, 3:33 AM CST<br>Att. 11,937 - Unknown |
| <b>Juan Samuel, R</b> (1, 4) <sup>x</sup><br><small>OBP: 0.214, SLG: 0.286</small>   | 0-0<br><br>F8  |   |   | 0-0<br><br>F7                                       |   | 0-3<br><br>K<br>1-2                                 |   | 0-3<br><br>K  |  | 4 0 0 0 0 2 3                                       |  |  |
| <b>Von Hayes, L</b> (1, 8) <sup>x</sup><br><small>OBP: 0.357, SLG: 0.292</small>   | 0-0<br><br>3-1<br>1-2  |   |   | 0-3<br><br>K  |   |   | 0-0<br><br>4-3                                      | 4-0<br><br>IBB                                      |  | 3 0 0 0 1 1 1                                       |  |  |
| <b>Mike Schmidt, R</b> (1, 5)<br><small>OBP: 0.222, SLG: 0.053</small>   |  | 0-3<br><br>K  |   | 0-0<br><br>F8                                       |   |   | 0-3<br><br>K  | 0-3<br><br>K  |  | 4 0 0 0 0 3 2                                       |  |  |
| <b>Tim Corcoran, L</b> (1, 3)<br><small>OBP: 0.400, SLG: 0.357</small>   |  | 0-0<br><br>1B                                       |   |   | 0-0<br><br>FC4-6<br>1B                              |   | 0-3<br><br>K  | 0-0<br><br>1-3                                      |  | 4 0 2 0 0 1 0                                       |  |  |
| <b>Bo Diaz, R</b> (1, 2)<br><small>OBP: 0.154, SLG: 0.154</small><br><b>Luis Aguayo, R</b> (10, PR)<br>(10, 6)                                   |  | 0-0<br><br>L4                                       |   |   | 0-0<br><br>FC4-6<br>1-2f                            |   | 0-0<br><br>6-3                                      | 0-0<br><br>G4-3<br>1B                               |  | 4 0 1 0 0 0 2<br>0 0 0 0 0 0 0                      |  |  |
| <b>Glenn Wilson, R</b> (1, 9)<br><small>OBP: 0.259, SLG: 0.296</small>   |  | 0-3<br><br>K  |   |   | 0-3<br><br>K  |   | 0-3<br><br>K  | 0-0<br><br>G4-3<br>1-2f                             |  | 4 0 0 0 0 3 3                                       |  |  |
| <b>Steve Jeltz, S</b> (1, 6)<br><small>OBP: 0.300, SLG: 0.176</small><br><b>Ozzie Virgil, R</b> (10, 2)<br><small>OBP: 0.250, SLG: 0.313</small> |  |   | 0-0<br><br>5-3                                      |   | 0-0<br><br>FC4-6<br>1-2f                            |   | 0-0<br><br>6-3                                      |   |  | 3 0 0 0 0 0 1<br>0 0 0 0 0 0 0                      |  |  |
| <b>Jerry Koosman, R</b> (1, 1)<br><b>Greg Gross, L</b> (9, PH)<br><small>OBP: 0.333, SLG: 0.200</small><br>(9, 7)                                |  |   | 0-3<br><br>K  |   |   | 0-0<br><br>E6<br>FC3-6                              |   | 0-0<br><br>SH4<br>1B                                |  | 2 0 0 0 0 1 0<br>1 0 1 0 0 0 0                      |  |  |
| <b>Inning Stats</b>  | R: 0 H: 1<br>E: 0 LOB: 0<br>K: 0 BB: 0<br>S: 3 P: 3  | R: 0 H: 1<br>E: 0 LOB: 1<br>K: 2 BB: 0<br>S: 8 P: 8 | R: 0 H: 0<br>E: 0 LOB: 0<br>K: 1 BB: 0<br>S: 5 P: 5 | R: 0 H: 0<br>E: 0 LOB: 0<br>K: 1 BB: 0<br>S: 5 P: 5 | R: 0 H: 1<br>E: 0 LOB: 1<br>K: 1 BB: 0<br>S: 6 P: 6 | R: 0 H: 0<br>E: 1 LOB: 0<br>K: 1 BB: 0<br>S: 5 P: 5 | R: 0 H: 0<br>E: 0 LOB: 0<br>K: 2 BB: 0<br>S: 7 P: 7 | R: 0 H: 0<br>E: 0 LOB: 0<br>K: 1 BB: 0<br>S: 5 P: 5 | R: 0 H: 1<br>E: 0 LOB: 2<br>K: 2 BB: 1<br>S: 8 P: 12 | R: 0 H: 1<br>E: 0 LOB: 1<br>K: 0 BB: 0<br>S: 3 P: 3 | 1B: 5 SF: 0<br>2B: 0 SAC: 1<br>3B: 0 DP: 1<br>HR: 0 HBP: 0 |  |
| <b>PITCHER</b><br><b>Dennis Ekersley, R</b> (1, 1)<br><small>ERA: 2.81</small>   | IP WLS BF H R ER SO BB IBB HBP BLK WP HR S P ERA WHIP<br>10.0 W 34 5 0 0 11 0 1 0 0 0 0 0 55 59 0.00 0.500 |   |   |   |   |   |   |   |  |   |  |  |

livebaseballscorecards.com

|     |    |
|-----|----|
| AB  | 32 |
| R   | 0  |
| H   | 5  |
| RBI | 0  |
| BB  | 1  |
| SO  | 11 |
| LOB | 13 |



| Batter   | 1          | 2             | 3            | 4          | 5          | 6          | 7         | 8          | 9            | 10        | AB | R | H | RBI | BB | SO | LOB |
|--|------------|---------------|--------------|------------|------------|------------|-----------|------------|--------------|-----------|----|---|---|-----|----|----|-----|
| Bob Dernier, R<br>OBP: 0.290, SLG: 0.300 (1, 8)      | 0-0<br>5-3 |               | 0-0<br>5-3   |            | 0-0<br>5-3 |            |           | 0-0<br>1B  |              | 0-0<br>1B | 5  | 0 | 2 | 1   | 0  | 0  | 2   |
| 23 Ryne Sandberg, R<br>OBP: 0.138, SLG: 0.143 (1, 4) | 0-3<br>K   |               | 0-0<br>5-3   |            |            | 0-0<br>F9  |           | 0-0<br>F8  |              |           | 4  | 0 | 0 | 0   | 0  | 1  | 2   |
| Gary Matthews, R<br>OBP: 0.444, SLG: 0.636 (1, 7)    | 0-0<br>1B  |               |              | 0-0<br>6-3 |            | 0-0<br>6-3 |           |            | 0-0<br>L6    |           | 4  | 0 | 1 | 0   | 0  | 0  | 0   |
| Davey Lopes, R<br>(1, 9)                             | 0-3<br>K   |               |              | 0-0<br>L4  |            | 0-0<br>1-3 |           |            | 0-0<br>5-3   |           | 4  | 0 | 0 | 0   | 0  | 1  | 1   |
| Keith Moreland, R<br>OBP: 0.385, SLG: 0.476 (1, 3)   |            | 4-0<br>BB     |              | 0-0<br>E S |            |            | 0-3<br>K  |            | 4-0<br>S     |           | 2  | 0 | 1 | 0   | 2  | 1  | 0   |
| Shawon Dunston, R<br>OBP: 0.238, SLG: 0.333 (9, PR)  |            |               |              |            |            |            |           |            |              |           | 0  | 0 | 0 | 0   | 0  | 0  | 0   |
| Leon Durham, L<br>OBP: 0.273, SLG: 0.238 (10, 3)     |            |               |              |            |            |            |           |            |              |           | 0  | 0 | 0 | 0   | 0  | 0  | 0   |
| Ron Cey, R<br>OBP: 0.231, SLG: 0.292 (1, 5)          |            | 0-0<br>FC6-4  |              | 0-3<br>K   |            | 0-0<br>F8  |           | 4-0<br>IBB |              |           | 3  | 0 | 0 | 0   | 1  | 1  | 2   |
| Jody Davis, R<br>OBP: 0.269, SLG: 0.520 (1, 2)       |            | 0-0<br>G6-4-3 |              | 0-0<br>4-3 |            | 0-0<br>5-3 |           | 0-0<br>L5  |              |           | 4  | 0 | 0 | 0   | 0  | 0  | 3   |
| Larry Bowa, S<br>OBP: 0.750, SLG: 1.250 (1, 6)       |            |               | 0-0<br>SH1-4 |            | 0-0<br>2B  |            | 0-0<br>2B |            | 0-0<br>F7    |           | 4  | 1 | 3 | 0   | 0  | 0  | 0   |
| Dennis Eckersley, R<br>Chris Speier, R (10, PH)      |            |               | 0-0<br>SH1-4 |            | 0-0<br>5-3 |            | 0-3<br>K  |            | 0-0<br>SH1-4 |           | 2  | 0 | 0 | 0   | 0  | 1  | 1   |
|  |            |               | 0-0<br>2-3   |            |            |            |           |            | 0-0<br>1B    |           | 0  | 0 | 0 | 0   | 0  | 0  | 0   |

| Inning Stats | R: 0 | H: 1 | E: 0 | K: 2 | S: 8 | P: 8 | R: 0 | H: 0 | E: 0 | K: 0 | S: 2 | P: 6 | R: 0 | H: 1 | E: 0 | K: 0 | S: 4 | P: 4 | R: 0 | H: 1 | E: 0 | K: 1 | S: 6 | P: 6 | R: 0 | H: 0 | E: 0 | K: 0 | S: 3 | P: 3 | R: 0 | H: 0 | E: 0 | K: 1 | S: 5 | P: 5 | R: 0 | H: 1 | E: 0 | K: 1 | S: 6 | P: 6 | R: 0 | H: 0 | E: 0 | K: 0 | S: 3 | P: 11 | R: 0 | H: 2 | E: 0 | K: 0 | S: 3 | P: 3 | 1B: 5 | SF: 0 | 2B: 2 | SAC: 2 | 3B: 0 | DP: 1 | HR: 0 | HBP: 0 | WP: 0 | PA: 37 |
|--------------|------|------|------|------|------|------|------|------|------|------|------|------|------|------|------|------|------|------|------|------|------|------|------|------|------|------|------|------|------|------|------|------|------|------|------|------|------|------|------|------|------|------|------|------|------|------|------|-------|------|------|------|------|------|------|-------|-------|-------|--------|-------|-------|-------|--------|-------|--------|
|--------------|------|------|------|------|------|------|------|------|------|------|------|------|------|------|------|------|------|------|------|------|------|------|------|------|------|------|------|------|------|------|------|------|------|------|------|------|------|------|------|------|------|------|------|------|------|------|------|-------|------|------|------|------|------|------|-------|-------|-------|--------|-------|-------|-------|--------|-------|--------|

| PITCHER                              | IP  | WLS | BF | H | R | ER | SO | BB | IBB | HBP | BLK | WP | HR | S  | P  | ERA  | WHIP  |
|--------------------------------------|-----|-----|----|---|---|----|----|----|-----|-----|-----|----|----|----|----|------|-------|
| Jerry Koosman, L<br>ERA: 2.08 (1, 1) | 8.0 |     | 29 | 5 | 0 | 0  | 5  | 1  | 0   | 0   | 0   | 0  | 0  | 38 | 42 | 0.00 | 0.750 |
| Al Holland, L<br>ERA: 4.5 (9, 1)     | 1.1 | L   | 8  | 2 | 1 | 1  | 0  | 1  | 1   | 0   | 0   | 0  | 0  | 6  | 14 | 6.75 | 2.250 |


| PITCHER | IP | WLS | BF | H | R | ER | SO | BB | IBB | HBP | BLK | WP | HR | S | P | ERA | WHIP |
|---------|----|-----|----|---|---|----|----|----|-----|-----|-----|----|----|---|---|-----|------|
|---------|----|-----|----|---|---|----|----|----|-----|-----|-----|----|----|---|---|-----|------|

**BOTTOM**

**Philadelphia Phillies @ Chicago Cubs**  
**Wrigley Field, Chicago, IL**  
 Tue Apr 16 1985, 3:33 AM CST  
 Att: 11,937 - Unknown

livebaseballscorecards.com

|     |    |
|-----|----|
| AB  | 32 |
| R   | 1  |
| H   | 7  |
| RBI | 1  |
| BB  | 3  |
| SO  | 5  |
| LOB | 11 |





| Batter  | 1                            | 2                               | 3                            | 4                               | 5                            | 6                               | 7                            | 8                               | 9                             | AB R H RBI BB SO LOB   | TOP                          |                                 |                              |                                 |                              |                                 |                              |                                 |                                  |                                    |                                  |        |  |  |  |
|---|------------------------------|---------------------------------|------------------------------|---------------------------------|------------------------------|---------------------------------|------------------------------|---------------------------------|-------------------------------|--|------------------------------|---------------------------------|------------------------------|---------------------------------|------------------------------|---------------------------------|------------------------------|---------------------------------|----------------------------------|------------------------------------|----------------------------------|--------|--|--|--|
| Juan Samuel, R (1, 4)<br>OBP: 0.188, SLG: 0.250   | 0-3<br>K                     |                                 |                              | 0-0<br>F8                       |                              | 0-0<br>F8                       |                              | 0-0<br>FC6-4<br>1B              |                               | 4 0 0 0 0 1 1  |                              |                                 |                              |                                 |                              |                                 |                              |                                 |                                  |                                    |                                  |        |  |  |  |
| Jeff Stone, L (1, 7)<br>OBP: 0.310, SLG: 0.429    | 0-3<br>K                     |                                 |                              | 0-0<br>F8                       |                              | 4-0<br>G5-4-3<br>BB             |                              | 0-0<br>1-2<br>1B                |                               | 3 0 1 0 1 1 0  |                              |                                 |                              |                                 |                              |                                 |                              |                                 |                                  |                                    |                                  |        |  |  |  |
| Mike Schmidt, R (1, 5)<br>OBP: 0.194, SLG: 0.043  | 0-3<br>K                     |                                 |                              | 0-3<br>K                        |                              | 0-0<br>G5-4-3<br>1-2f           |                              | 0-3<br>K                        |                               | 4 0 0 0 0 3 3  |                              |                                 |                              |                                 |                              |                                 |                              |                                 |                                  |                                    |                                  |        |  |  |  |
| Von Hayes, L (1, 8)<br>OBP: 0.313, SLG: 0.250     |                              | 0-0<br>F8                       |                              |                                 | 0-0<br>2-3                   |                                 | 0-0<br>4-3                   | 0-0<br>6-3                      |                               | 4 0 0 0 0 0 2  |                              |                                 |                              |                                 |                              |                                 |                              |                                 |                                  |                                    |                                  |        |  |  |  |
| Tim Corcoran, L (1, 3)<br>OBP: 0.389, SLG: 0.353  |                              | 0-0<br>3-1                      |                              |                                 | 0-0<br>E3<br>1B              |                                 | 0-0<br>HR<br>1B              |                                 | 0-0<br>E9<br>4-3<br>2B        | 3 1 1 0 0 0 0<br>0 1 0 0 0 0 0<br>1 1 1 0 0 0 0                  |                              |                                 |                              |                                 |                              |                                 |                              |                                 |                                  |                                    |                                  |        |  |  |  |
| Luis Aguayo, R (7, PR)                            |                              |                                 |                              |                                 |                              |                                 |                              |                                 |                               |  |                              |                                 |                              |                                 |                              |                                 |                              |                                 |                                  |                                    |                                  |        |  |  |  |
| Greg Gross, L (7, 3)<br>OBP: 0.429, SLG: 0.500    |                              |                                 |                              |                                 |                              |                                 |                              |                                 |                               |  |                              |                                 |                              |                                 |                              |                                 |                              |                                 |                                  |                                    |                                  |        |  |  |  |
| Ozzie Virgil, R (1, 2)<br>OBP: 0.300, SLG: 0.500  |                              | 0-0<br>F8                       |                              |                                 | 0-0<br>1B<br>1B              |                                 | 0-0<br>1-H<br>HR             |                                 | 0-3<br>K                      | 4 1 2 2 0 1 1  |                              |                                 |                              |                                 |                              |                                 |                              |                                 |                                  |                                    |                                  |        |  |  |  |
| Glenn Wilson, R (1, 9)<br>OBP: 0.226, SLG: 0.258  |                              |                                 | 0-3<br>K                     |                                 | 0-3<br>K                     |                                 | 0-0<br>6-3                   |                                 | 0-0<br>4-3                    | 4 0 0 1 0 2 3  |                              |                                 |                              |                                 |                              |                                 |                              |                                 |                                  |                                    |                                  |        |  |  |  |
| Steve Jeltz, S (1, 6)<br>OBP: 0.304, SLG: 0.200   |                              |                                 | 0-0<br>F9                    |                                 | 0-0<br>1-3<br>2-H<br>1B      |                                 | 0-3<br>K                     |                                 | 0-0<br>3-H<br>6-3             | 3 0 1 1 0 1 1<br>1 0 0 0 0 0 0                                   |                              |                                 |                              |                                 |                              |                                 |                              |                                 |                                  |                                    |                                  |        |  |  |  |
| John Wockenfuss, R (9, PH)                        |                              |                                 |                              |                                 |                              |                                 |                              |                                 |                               |  |                              |                                 |                              |                                 |                              |                                 |                              |                                 |                                  |                                    |                                  |        |  |  |  |
| Shane Rawley, R (1, 1)                            |                              |                                 | 0-3<br>K                     |                                 | 0-3<br>K                     |                                 |                              |                                 | 1-0<br>FC6-4<br>HBP           | 2 0 0 0 0 2 2<br>0 0 0 0 0 0 0<br>0 0 0 0 0 0 0<br>0 0 0 0 0 0 0 |                              |                                 |                              |                                 |                              |                                 |                              |                                 |                                  |                                    |                                  |        |  |  |  |
| Kevin Gross, R (7, 1)                             |                              |                                 |                              |                                 |                              |                                 |                              |                                 |                               |  |                              |                                 |                              |                                 |                              |                                 |                              |                                 |                                  |                                    |                                  |        |  |  |  |
| Garry Maddox, R (8, PH)<br>OBP: 0.286, SLG: 0.167 |                              |                                 |                              |                                 |                              |                                 |                              |                                 |                               |  |                              |                                 |                              |                                 |                              |                                 |                              |                                 |                                  |                                    |                                  |        |  |  |  |
| Charles Hudson, S (8, 1)                          |                              |                                 |                              |                                 |                              |                                 |                              |                                 |                               |  |                              |                                 |                              |                                 |                              |                                 |                              |                                 |                                  |                                    |                                  |        |  |  |  |
| <b>Inning Stats</b>                               | R: 0<br>E: 0<br>K: 3<br>S: 9 | H: 0<br>LOB: 0<br>BB: 0<br>P: 9 | R: 0<br>E: 0<br>K: 0<br>S: 3 | H: 0<br>LOB: 0<br>BB: 0<br>P: 3 | R: 0<br>E: 0<br>K: 2<br>S: 7 | H: 0<br>LOB: 0<br>BB: 0<br>P: 7 | R: 0<br>E: 0<br>K: 1<br>S: 5 | H: 0<br>LOB: 0<br>BB: 0<br>P: 5 | R: 1<br>E: 1<br>K: 2<br>S: 10 | H: 2<br>LOB: 2<br>BB: 0<br>P: 10                                 | R: 0<br>E: 0<br>K: 0<br>S: 2 | H: 0<br>LOB: 0<br>BB: 1<br>P: 6 | R: 2<br>E: 0<br>K: 1<br>S: 7 | H: 2<br>LOB: 1<br>BB: 0<br>P: 7 | R: 0<br>E: 0<br>K: 1<br>S: 6 | H: 1<br>LOB: 2<br>BB: 0<br>P: 7 | R: 1<br>E: 1<br>K: 1<br>S: 6 | H: 1<br>LOB: 0<br>BB: 0<br>P: 6 | 1B: 4<br>2B: 1<br>3B: 0<br>HR: 1 | SF: 0<br>SAC: 0<br>DP: 1<br>HBP: 1 | WP: 0<br>PB: 0<br>SB: 0<br>CS: 0 | PA: 35 |  |  |  |
| <b>PITCHER</b>                                    | IP                           | WLS                             | BF                           | H                               | R                            | ER                              | SO                           | BB                              | IBB                           | HBP  | BLK                          | WP                              | HR                           | S                               | P                            | ERA                             | WHIP                         |                                 |                                  |                                    |                                  |        |  |  |  |
| Scott Sanderson, R (1, 1)<br>ERA: 1.54            | 5.0                          |                                 | 18                           | 2                               | 1                            | 0                               | 8                            | 0                               | 0                             | 0  | 0                            | 0                               | 0                            | 34                              | 34                           | 0.00                            | 0.400                        |                                 |                                  |                                    |                                  |        |  |  |  |
| George Frazier, R (6, 1)<br>ERA: 9.0              | 2.0                          | W                               | 8                            | 2                               | 2                            | 2                               | 1                            | 1                               | 0                             | 0  | 0                            | 0                               | 1                            | 9                               | 13                           | 9.00                            | 1.500                        |                                 |                                  |                                    |                                  |        |  |  |  |
| Lee Smith, R (8, 1)<br>ERA: 1.69                  | 2.0                          | S                               | 9                            | 2                               | 1                            | 0                               | 2                            | 0                               | 0                             | 1  | 0                            | 0                               | 0                            | 12                              | 13                           | 0.00                            | 1.000                        |                                 |                                  |                                    |                                  |        |  |  |  |

Philadelphia Phillies @ Chicago Cubs  
Wrigley Field, Chicago, IL  
Wed Apr 17 1985, 3:33 AM CST  
Att: 15,752 - Unknown

livebaseballscorecards.com

|     |    |
|-----|----|
| AB  | 33 |
| R   | 4  |
| H   | 6  |
| RBI | 4  |
| BB  | 1  |
| SO  | 11 |
| LOB | 13 |



| Batter  | 1                    | 2       | 3       | 4      | 5                | 6                    | 7                     | 8                      | 9 |
|---|----------------------|---------|---------|--------|------------------|----------------------|-----------------------|------------------------|---|
| Bob Demier, R<br>OBP: 0.306, SLG: 0.294 (1, 8)            | 4-0 BB<br>23 CS      | 0-0 6-3 |         |        | 0-0 F9           |                      | 0-0 2B 1B<br>PB       | 0-0 FC5-4-6<br>1-2 2-3 |   |
| 23 Ryne Sandberg, R<br>OBP: 0.182, SLG: 0.188 (1, 4)      | 0-0 1B 1B<br>1-2     |         | 0-0 6-3 |        | 0-0 FC5-4<br>1-2 |                      | 0-0 2B 1B<br>PB       |                        |   |
| Gary Matthews, R<br>OBP: 0.387, SLG: 0.538 (1, 7)         | 0-0 6-3<br>1-2       |         | 0-0 6-3 |        | 0-3 K            |                      | 0-0 F8<br>1-2 2-3 3-H |                        |   |
| Lee Smith, R (8, 1)                                       |                      |         |         |        |                  |                      |                       |                        |   |
| Davey Lopes, R<br>(1, 9) (8, 7)                           | 4-0 1B BB<br>S       |         | 0-0 4-3 |        |                  | 4-0 4-3 G1-6-3<br>BB | 4-0 2B BB             |                        |   |
| Keith Moreland, R<br>OBP: 0.433, SLG: 0.560 (1, 3) (8, 9) | 0-0 1B<br>1-2 2-H    |         |         | 0-0 1B |                  | 0-0 G1-6-3<br>1-2    | 0-0 2B<br>1-H 2-H 3-H |                        |   |
| Ron Cey, R<br>OBP: 0.233, SLG: 0.259 (1, 5)               | 4-0 1B BB<br>1-2 2-3 |         |         | 0-0 F7 |                  | 0-0 4-3<br>2-3       | 0-0 F9                |                        |   |
| Jody Davis, R<br>OBP: 0.300, SLG: 0.500 (1, 2)            | 0-0 1-3              |         |         | 0-3 K  | 0-3 K            | 4-0 IBB              |                       | 0-0 SH1-4<br>1B        |   |
| Larry Bowa, S<br>OBP: 0.429, SLG: 0.714 (1, 6)            |                      |         | 0-0 5-3 |        | 0-3 K            | 0-3 K                |                       | 0-0 SH1-4<br>1-2       |   |
| Scott Sanderson, R (1, 1)                                 |                      |         |         |        |                  |                      |                       | 4-0 1B 1B<br>PB        |   |
| Brian Dayett, R<br>OBP: 0.500, SLG: 0.500 (5, PH)         |                      |         |         |        | 0-0 FC5-4<br>1B  |                      |                       | 4-0 IBB                |   |
| George Frazier, R (6, 1)                                  |                      |         |         |        |                  |                      |                       |                        |   |
| Steve Lake, R<br>OBP: 1.000, SLG: 1.000 (7, PH)           |                      |         |         |        |                  |                      |                       |                        |   |
| Leon Durham, L<br>OBP: 0.304, SLG: 0.238 (8, 3)           |                      |         |         |        |                  |                      |                       |                        |   |

| AB | R | H | RBI | BB | SO | LOB |
|----|---|---|-----|----|----|-----|
| 4  | 1 | 1 | 0   | 1  | 0  | 3   |
| 4  | 2 | 2 | 0   | 0  | 0  | 1   |
| 4  | 0 | 0 | 0   | 0  | 1  | 4   |
| 0  | 0 | 0 | 0   | 0  | 0  | 0   |
| 1  | 1 | 0 | 0   | 3  | 0  | 0   |
| 4  | 0 | 3 | 4   | 0  | 0  | 1   |
| 3  | 0 | 0 | 0   | 1  | 0  | 2   |
| 3  | 0 | 1 | 0   | 1  | 1  | 4   |
| 3  | 0 | 0 | 0   | 0  | 2  | 3   |
| 1  | 0 | 0 | 0   | 0  | 0  | 0   |
| 1  | 0 | 1 | 0   | 0  | 0  | 0   |
| 0  | 0 | 0 | 0   | 0  | 0  | 0   |
| 1  | 1 | 1 | 0   | 0  | 0  | 0   |
| 0  | 0 | 0 | 0   | 1  | 0  | 0   |

**BOTTOM**

**Philadelphia Phillies @ Chicago Cubs**  
**Wrigley Field, Chicago, IL**  
 Wed Apr 17 1985, 3:33 AM CST  
 Att. 15,752 - Unknown

|     |    |
|-----|----|
| AB  | 29 |
| R   | 5  |
| H   | 9  |
| RBI | 4  |
| BB  | 7  |
| SO  | 4  |
| LOB | 18 |



|     |   |      |   |
|-----|---|------|---|
| 1B: | 8 | SF:  | 0 |
| 2B: | 1 | SAC: | 1 |
| 3B: | 0 | DP:  | 1 |
| HR: | 0 | HBP: | 0 |

|     |   |     |    |
|-----|---|-----|----|
| WP: | 0 | PA: | 37 |
| PB: | 1 |     |    |
| SB: | 2 |     |    |
| CS: | 1 |     |    |

| Inning Stats                         | R | H | E | K | S  | R | H | E | K | S | R | H | E | K | S  | R | H | E | K | S     |
|--------------------------------------|---|---|---|---|----|---|---|---|---|---|---|---|---|---|----|---|---|---|---|-------|
| Shane Rawley, L<br>ERA: 2.31 (1, 1)  | 1 | 2 | 0 | 4 | 28 | 0 | 0 | 0 | 3 | 4 | 0 | 0 | 0 | 4 | 31 | 0 | 0 | 0 | 0 | 51    |
| Kevin Gross, R<br>ERA: 4.76 (7, 1)   | 0 | 0 | 0 | 0 | 0  | 1 | 0 | 0 | 0 | 0 | 0 | 0 | 0 | 4 | 8  | 0 | 0 | 0 | 0 | 18.00 |
| Charles Hudson, R<br>ERA: 4.5 (8, 1) | 0 | 0 | 0 | 0 | 0  | 0 | 0 | 0 | 0 | 0 | 0 | 0 | 0 | 3 | 7  | 0 | 0 | 0 | 0 | 0.00  |

| PITCHER                              | IP  | WLS | BF | H | R | ER | SO | BB | IBB | HBP | BLK | WP | HR | S  | P  | ERA   | WHIP  |
|--------------------------------------|-----|-----|----|---|---|----|----|----|-----|-----|-----|----|----|----|----|-------|-------|
| Shane Rawley, L<br>ERA: 2.31 (1, 1)  | 6.0 |     | 28 | 6 | 3 | 3  | 4  | 4  | 1   | 0   | 0   | 0  | 0  | 31 | 51 | 4.50  | 1.667 |
| Kevin Gross, R<br>ERA: 4.76 (7, 1)   | 1.0 | L   | 5  | 2 | 2 | 2  | 0  | 1  | 0   | 0   | 0   | 0  | 0  | 4  | 8  | 18.00 | 3.000 |
| Charles Hudson, R<br>ERA: 4.5 (8, 1) | 1.0 |     | 4  | 1 | 0 | 0  | 0  | 0  | 1   | 0   | 0   | 0  | 0  | 3  | 7  | 0.00  | 1.000 |



| Batter   | 1   | 2                               | 3                            | 4                               | 5                            | 6                               | 7                            | 8                               | 9   | AB R H RBI BB SO LOB            | TOP                          |                                 |                              |                                 |                              |                                 |                                  |                                    |                                  |        |  |  |  |  |  |  |  |  |  |
|--|---|---------------------------------|------------------------------|---------------------------------|------------------------------|---------------------------------|------------------------------|---------------------------------|---|---------------------------------|------------------------------|---------------------------------|------------------------------|---------------------------------|------------------------------|---------------------------------|----------------------------------|------------------------------------|----------------------------------|--------|--|--|--|--|--|--|--|--|--|
| Mookie Wilson, S<br>OBP: 0.366, SLG: 0.447<br>(1, 8) X   | 0-0<br>6-3  |                                 |                              | X 0-0<br>F9                     |                              | X 0-0<br>6-3                    |                              |                                 | X 0-0<br>SH1-4                                  | 3 0 0 0 0 0 0                   |                              |                                 |                              |                                 |                              |                                 |                                  |                                    |                                  |        |  |  |  |  |  |  |  |  |  |
| Kelvin Chapman, R<br>OBP: 0.125, SLG: 0.125<br>Rusty Staub, L<br>OBP: 0.667, SLG: 1.000<br>Jesse Orosco, R<br>(9, 1) | 0-0<br>4-3  |                                 |                              | X 0-0<br>F9                     |                              |                                 | X 0-0<br>F9                  | X 0-0<br>4-3                    | 3 0 0 0 0 0 0<br>1 0 0 0 0 0 1<br>0 0 0 0 0 0 0 |                                 |                              |                                 |                              |                                 |                              |                                 |                                  |                                    |                                  |        |  |  |  |  |  |  |  |  |  |
| Keith Hernandez, L<br>OBP: 0.366, SLG: 0.343<br>(1, 3) X   | 0-0<br>1-3  |                                 |                              | X 0-0<br>F9                     |                              |                                 | X 0-0<br>F8                  | X 0-0<br>1B                     | 4 0 1 1 0 0 0                                   |                                 |                              |                                 |                              |                                 |                              |                                 |                                  |                                    |                                  |        |  |  |  |  |  |  |  |  |  |
| Gary Carter, R<br>OBP: 0.425, SLG: 0.625<br>(1, 2)   |   | X 0-0<br>F8                     |                              |                                 | X 0-0<br>1B                  |                                 | X 4-0<br>BB                  | X 0-0<br>1B                     | 3 0 2 0 1 0 0                                   |                                 |                              |                                 |                              |                                 |                              |                                 |                                  |                                    |                                  |        |  |  |  |  |  |  |  |  |  |
| Darryl Strawberry, L<br>OBP: 0.273, SLG: 0.433<br>(1, 9)   |   | 0-3<br>K                        |                              | X 0-0<br>F8                     |                              | X 0-0<br>F8                     |                              | X 0-3<br>K                      | 4 0 0 0 0 2 4                                   |                                 |                              |                                 |                              |                                 |                              |                                 |                                  |                                    |                                  |        |  |  |  |  |  |  |  |  |  |
| George Foster, R<br>OBP: 0.333, SLG: 0.414<br>(1, 7)   |   | X 0-0<br>F8                     |                              | X 0-0<br>F3                     |                              |                                 | X 0-0<br>F9                  |                                 | 3 0 0 0 0 0 1                                   |                                 |                              |                                 |                              |                                 |                              |                                 |                                  |                                    |                                  |        |  |  |  |  |  |  |  |  |  |
| Ron Gardenhire, R<br>OBP: 0.250, SLG: 0.182<br>Howard Johnson, S<br>OBP: 0.258, SLG: 0.185<br>(8, 5)                 |   |                                 | X 0-0<br>6-3                 |                                 | X 0-0<br>1B                  |                                 | X 0-0<br>3-1                 |                                 | 2 0 1 0 0 0 0<br>1 0 0 0 0 0 0                  |                                 |                              |                                 |                              |                                 |                              |                                 |                                  |                                    |                                  |        |  |  |  |  |  |  |  |  |  |
| Rafael Santana, R<br>OBP: 0.276, SLG: 0.385<br>(1, 6)  |   | 0-3<br>K                        |                              | X 0-0<br>F4                     |                              | X 0-0<br>1-4-3                  |                              |                                 | 3 0 0 0 0 1 0                                   |                                 |                              |                                 |                              |                                 |                              |                                 |                                  |                                    |                                  |        |  |  |  |  |  |  |  |  |  |
| Dwight Gooden, R<br>OBP: 0.222, SLG: 0.222<br>Wally Backman, S<br>OBP: 0.250, SLG: 0.304<br>(9, 4)                   |   | X 0-0<br>5-3                    |                              | X 0-0<br>G2                     |                              |                                 | X 0-0<br>4-3                 | X 0-0<br>SH1-4                  | 2 0 0 0 0 0 0<br>1 1 1 0 0 0 0                  |                                 |                              |                                 |                              |                                 |                              |                                 |                                  |                                    |                                  |        |  |  |  |  |  |  |  |  |  |
| <b>Inning Stats</b>  | R: 0<br>E: 0<br>K: 0<br>S: 3                          | H: 0<br>LOB: 0<br>BB: 0<br>P: 3 | R: 0<br>E: 0<br>K: 1<br>S: 5 | H: 0<br>LOB: 0<br>BB: 0<br>P: 5 | R: 0<br>E: 0<br>K: 1<br>S: 5 | H: 0<br>LOB: 0<br>BB: 0<br>P: 5 | R: 0<br>E: 0<br>K: 0<br>S: 4 | H: 2<br>LOB: 2<br>BB: 0<br>P: 4 | R: 0<br>E: 0<br>K: 0<br>S: 3                    | H: 0<br>LOB: 0<br>BB: 1<br>P: 3 | R: 0<br>E: 0<br>K: 0<br>S: 3 | H: 0<br>LOB: 1<br>BB: 1<br>P: 7 | R: 0<br>E: 0<br>K: 0<br>S: 3 | H: 0<br>LOB: 0<br>BB: 0<br>P: 3 | R: 1<br>E: 0<br>K: 1<br>S: 8 | H: 3<br>LOB: 2<br>BB: 0<br>P: 8 | 1B: 5<br>2B: 0<br>3B: 0<br>HR: 0 | SF: 0<br>SAC: 1<br>DP: 0<br>HBP: 0 | WP: 0<br>PB: 0<br>SB: 0<br>CS: 0 | PA: 32 |  |  |  |  |  |  |  |  |  |
| <b>PITCHER</b>   | IP WLS BF H R ER SO BB IBB HBP BLK WP HR S P ERA WHIP |                                 |                              |                                 |                              |                                 |                              |                                 |   |                                 |                              |                                 |                              |                                 |                              |                                 |                                  |                                    |                                  |        |  |  |  |  |  |  |  |  |  |
| Steve Carlton, L<br>ERA: 2.5<br>(1, 1)   | 7.0   |                                 | 23                           | 2                               | 0                            | 0                               | 2                            | 1                               | 0   | 0                               | 0                            | 0                               | 0                            | 0                               | 26                           | 30                              | 0.00                             | 0.429                              |                                  |        |  |  |  |  |  |  |  |  |  |
| Charles Hudson, R<br>ERA: 4.91<br>(8, 1)   | 1.1   | L                               | 5                            | 1                               | 1                            | 1                               | 0                            | 0                               | 0   | 0                               | 0                            | 0                               | 0                            | 5                               | 5                            | 6.75                            | 0.750                            |                                    |                                  |        |  |  |  |  |  |  |  |  |  |
| Don Carman, L<br>ERA:<br>(9, 1)  | 0.1   |                                 | 2                            | 1                               | 0                            | 0                               | 0                            | 0                               | 0   | 0                               | 0                            | 0                               | 0                            | 2                               | 2                            | 0.00                            | 3.000                            |                                    |                                  |        |  |  |  |  |  |  |  |  |  |
| Larry Andersen, R<br>ERA: 13.5<br>(9, 1)   | 0.1   |                                 | 2                            | 1                               | 0                            | 0                               | 1                            | 0                               | 0   | 0                               | 0                            | 0                               | 0                            | 4                               | 4                            | 0.00                            | 3.000                            |                                    |                                  |        |  |  |  |  |  |  |  |  |  |

New York Mets @ Philadelphia Phillies  
Veterans Stadium, Philadelphia, PA

Fri Apr 19 1985, 6:05 PM EST  
Att: 32,420 - Unknown

livebaseballscorecards.com

|     |    |
|-----|----|
| AB  | 30 |
| R   | 1  |
| H   | 5  |
| RBI | 1  |
| BB  | 1  |
| SO  | 3  |
| LOB | 6  |



BOTTOM

New York Mets @ Philadelphia Phillies  
Veterans Stadium, Philadelphia, PA

livebaseballscorecards.com

|     |    |
|-----|----|
| AB  | 29 |
| R   | 0  |
| H   | 3  |
| RBI | 0  |
| BB  | 1  |
| SO  | 7  |
| LOB | 6  |



|     |   |     |    |
|-----|---|-----|----|
| WP: | 0 | PA: | 31 |
| PB: | 0 |     |    |
| SB: | 0 |     |    |
| CS: | 1 |     |    |

|                  |        |     |    |    |   |    |    |    |     |     |     |    |    |    |    |      |       |
|------------------|--------|-----|----|----|---|----|----|----|-----|-----|-----|----|----|----|----|------|-------|
| PITCHER          | IP     | WLS | BF | H  | R | ER | SO | BB | IBB | HBP | BLK | WP | HR | S  | P  | ERA  | WHIP  |
| Dwight Gooden, R | (1, 1) | 8.0 | W  | 27 | 3 | 0  | 0  | 7  | 1   | 0   | 0   | 0  | 0  | 40 | 44 | 0.00 | 0.500 |
| Jesse Orosco, L  | (9, 1) | 1.0 | S  | 3  | 0 | 0  | 0  | 0  | 0   | 0   | 0   | 0  | 0  | 3  | 3  | 0.00 | 0.000 |

|    |   |   |     |    |    |     |
|----|---|---|-----|----|----|-----|
| AB | R | H | RBI | BB | SO | LOB |
| 4  | 0 | 1 | 0   | 0  | 1  | 0   |
| 3  | 0 | 0 | 0   | 0  | 2  | 2   |
| 1  | 0 | 0 | 0   | 0  | 0  | 0   |
| 3  | 0 | 0 | 0   | 0  | 0  | 0   |
| 1  | 0 | 0 | 0   | 0  | 0  | 0   |
| 3  | 0 | 0 | 0   | 0  | 2  | 0   |
| 2  | 0 | 0 | 0   | 1  | 0  | 0   |
| 3  | 0 | 0 | 0   | 0  | 1  | 0   |
| 0  | 0 | 0 | 0   | 0  | 0  | 0   |
| 0  | 0 | 0 | 0   | 0  | 0  | 0   |
| 0  | 0 | 0 | 0   | 0  | 0  | 0   |
| 3  | 0 | 2 | 0   | 0  | 0  | 0   |
| 3  | 0 | 0 | 0   | 0  | 0  | 2   |
| 2  | 0 | 0 | 0   | 0  | 1  | 2   |
| 1  | 0 | 0 | 0   | 0  | 0  | 0   |

| Batter   | 1               | 2               | 3                     | 4 | 5                     | 6               | 7             | 8               | 9               | AB | R | H | RBI | BB | SO | LOB |
|--|-----------------|-----------------|-----------------------|---|-----------------------|-----------------|---------------|-----------------|-----------------|----|---|---|-----|----|----|-----|
| Juan Samuel, R<br>OBP: 0.194, SLG: 0.250<br>(1, 4)   | 0-0<br>6-3<br>① |                 | 0-0<br>1-2<br>1B<br>② |   |                       | 0-3<br>K<br>③   |               |                 | 0-0<br>F9<br>④  | 4  | 0 | 1 | 0   | 0  | 1  | 0   |
| Jeff Stone, L<br>OBP: 0.281, SLG: 0.387<br>Glenn Wilson, R<br>OBP: 0.219, SLG: 0.250<br>(9, PH)                                    | 0-3<br>K<br>①   |                 | 0-3<br>K<br>②         |   |                       | 0-0<br>4-3<br>③ |               |                 | 0-0<br>F9<br>④  | 3  | 0 | 0 | 0   | 0  | 2  | 2   |
| Greg Gross, L<br>OBP: 0.300, SLG: 0.333<br>(8, 3)  | 0-0<br>F8<br>③  |                 |                       |   |                       | 0-0<br>4-3<br>③ |               |                 | 0-0<br>6-3<br>③ | 3  | 0 | 0 | 0   | 0  | 0  | 0   |
| John Wockenfuss, R<br>(9, PH)  |                 |                 |                       |   |                       |                 |               |                 |                 | 1  | 0 | 0 | 0   | 0  | 0  | 0   |
| Mike Schmidt, R<br>OBP: 0.176, SLG: 0.038<br>(1, 5)  |                 | 0-3<br>K<br>①   |                       |   | 0-0<br>6-3<br>②       |                 |               | 0-3<br>K<br>①   |                 | 3  | 0 | 0 | 0   | 0  | 2  | 0   |
| Von Hayes, L<br>OBP: 0.314, SLG: 0.233<br>(8, 9)   |                 | 0-0<br>F8<br>②  |                       |   | 4-0<br>CS<br>BB<br>③  |                 |               | 0-0<br>4-3<br>② |                 | 2  | 0 | 0 | 0   | 1  | 0  | 0   |
| Tim Corcoran, L<br>OBP: 0.333, SLG: 0.300<br>Charles Hudson, S<br>Don Carman, L<br>Larry Andersen, R<br>(8, 1)<br>(9, 1)<br>(9, 1) |                 | 0-0<br>3-1<br>③ |                       |   | 0-0<br>CS<br>1-2<br>③ |                 | 0-3<br>K<br>① |                 | 0-0<br>F5<br>③  | 3  | 0 | 0 | 0   | 0  | 1  | 0   |
| Ozzie Virgil, R<br>OBP: 0.348, SLG: 0.522<br>(1, 2)  |                 |                 | 0-0<br>1B<br>1B<br>②  |   |                       | 0-0<br>1B<br>②  |               |                 | 0-0<br>F9<br>①  | 3  | 0 | 2 | 0   | 0  | 0  | 0   |
| Steve Jeltz, S<br>OBP: 0.269, SLG: 0.174<br>(1, 6)   |                 |                 | 0-0<br>F9<br>①        |   |                       | 0-0<br>F9<br>②  |               |                 | 0-0<br>F9<br>②  | 3  | 0 | 0 | 0   | 0  | 0  | 2   |
| Steve Carlton, L<br>OBP: 0.167, SLG: 0.333<br>Garry Maddox, R<br>OBP: 0.250, SLG: 0.143<br>(1, 1)<br>(8, 8)                        |                 |                 | 0-3<br>K<br>②         |   |                       | 0-0<br>F7<br>③  |               |                 | 0-0<br>F6<br>③  | 2  | 0 | 0 | 0   | 0  | 1  | 2   |

|              |  |                              |                                 |                              |                                 |                              |                                 |                              |                                 |                              |                                 |                              |                                 |                              |                                 |                              |                                 |                              |                                 |                                  |                                    |                                  |
|--------------|--|------------------------------|---------------------------------|------------------------------|---------------------------------|------------------------------|---------------------------------|------------------------------|---------------------------------|------------------------------|---------------------------------|------------------------------|---------------------------------|------------------------------|---------------------------------|------------------------------|---------------------------------|------------------------------|---------------------------------|----------------------------------|------------------------------------|----------------------------------|
| Inning Stats |  | R: 0<br>E: 0<br>K: 1<br>S: 5 | H: 0<br>LOB: 0<br>BB: 0<br>P: 5 | R: 0<br>E: 0<br>K: 1<br>S: 5 | H: 0<br>LOB: 0<br>BB: 0<br>P: 5 | R: 0<br>E: 0<br>K: 2<br>S: 9 | H: 2<br>LOB: 2<br>BB: 0<br>P: 9 | R: 0<br>E: 0<br>K: 0<br>S: 2 | H: 0<br>LOB: 0<br>BB: 1<br>P: 6 | R: 0<br>E: 0<br>K: 1<br>S: 6 | H: 1<br>LOB: 1<br>BB: 0<br>P: 6 | R: 0<br>E: 0<br>K: 1<br>S: 5 | H: 0<br>LOB: 0<br>BB: 0<br>P: 5 | R: 0<br>E: 0<br>K: 1<br>S: 3 | H: 0<br>LOB: 0<br>BB: 0<br>P: 3 | R: 0<br>E: 0<br>K: 0<br>S: 3 | H: 0<br>LOB: 0<br>BB: 0<br>P: 3 | R: 0<br>E: 0<br>K: 0<br>S: 3 | H: 0<br>LOB: 0<br>BB: 0<br>P: 3 | 1B: 3<br>2B: 0<br>3B: 0<br>HR: 0 | SF: 0<br>SAC: 0<br>DP: 0<br>HBP: 0 | WP: 0<br>PB: 0<br>SB: 0<br>CS: 1 |
|--------------|--|------------------------------|---------------------------------|------------------------------|---------------------------------|------------------------------|---------------------------------|------------------------------|---------------------------------|------------------------------|---------------------------------|------------------------------|---------------------------------|------------------------------|---------------------------------|------------------------------|---------------------------------|------------------------------|---------------------------------|----------------------------------|------------------------------------|----------------------------------|

Fri Apr 19 1985, 6:05 PM EST  
Att. 32,420 - Unknown



| Batter  | 1  | 2   | 3   | 4   | 5   | 6   | 7   | 8   | 9   | AB R H RBI BB SO LOB   | TOP                                     |
|---|--|---|---|---|---|---|---|---|---|--|---|
| Wally Backman, S<br>OBP: 0.310, SLG: 0.429<br>(1, 4) X  | 0-0<br>WP<br>3B  |   | 0-0<br>FC4-6<br>1B  |   | 0-3<br>K  |   |   | 0-0<br>1B 4-3<br>1B   | 0-3<br>K  | 5 1 3 0 0 2 1  |   |
| Mookie Wilson, S<br>OBP: 0.348, SLG: 0.405<br>(1, 8) B B B  | 4-0<br>F8 WP<br>SF9 BB   |   | 0-0<br>FC4-6<br>FC4-6<br>1-2f<br>2-3                            |   |   | 0-0<br>4-3  |   | 0-0<br>4-3<br>1-2   | 0-3<br>K  | 4 1 0 0 1 1 4  |   |
| Keith Hernandez, L<br>OBP: 0.356, SLG: 0.333<br>(1, 3) X  | 0-0<br>F8<br>1-3<br>3-H  |   | 0-0<br>FC4-6<br>FC5-4<br>1-2f<br>3-H                            |   |   | 0-0<br>4-3  |   | 0-0<br>G5-4-3<br>1B<br>2-3                                      |   | 4 0 1 1 0 0 2  |   |
| Gary Carter, R<br>OBP: 0.409, SLG: 0.600<br>(1, 2) X  | 0-0<br>SF9<br>3-H  |   | 0-0<br>FC5-4<br>1-2f  |   |   | 0-0<br>1B   |   | 0-0<br>G5-4-3<br>1-2f   |   | 3 0 1 1 0 0 3  |   |
| Darryl Strawberry, L<br>OBP: 0.270, SLG: 0.500<br>(1, 9) X  | 0-0<br>4-3   |   |   | 0-0<br>4-3  |   | 0-0<br>F9   |   |   | 0-0<br>HR   | 4 1 1 1 0 0 1  |   |
| Danny Heep, L<br>OBP: 0.375, SLG: 0.429<br>(1, 7) X   |  | 0-0<br>F7   |   | 0-0<br>F7   |   |   | 0-0<br>4-3  |   | 0-0<br>HR<br>BB<br>1B   | 4 1 1 0 0 0 0  |   |
| Howard Johnson, S<br>OBP: 0.257, SLG: 0.167<br>(1, 5) X   |  | 0-0<br>L6   |   | 0-3<br>K  |   |   | 0-0<br>F8   |   | 4-0<br>E<br>FC6-4<br>BB   | 3 1 0 0 1 1 0  |   |
| Rafael Santana, R<br>OBP: 0.242, SLG: 0.333<br>(1, 6) X   |  | 0-0<br>4-3  |   |   | 0-3<br>K  |   | 0-0<br>E5   |   | 0-0<br>E4<br>FC6-4<br>1-3<br>2-H                                | 4 0 0 0 0 1 1  |   |
| Ed Lynch, R<br>OBP: 0.333, SLG: 0.333<br>Tom Gorman, L<br>OBP: 0.500, SLG: 0.667<br>Clint Hurdle, L<br>OBP: 0.125, SLG: 0.125<br>(5, PH)<br>Roger McDowell, R<br>OBP: 0.324, SLG: 0.400<br>Rusty Staub, L<br>OBP: 0.125, SLG: 0.125<br>Bill Latham, L<br>OBP: 0.125, SLG: 0.125<br>(7, PH)<br>George Foster, R<br>OBP: 0.125, SLG: 0.125<br>(9, PH)<br>Kelvin Chapman, R<br>OBP: 0.125, SLG: 0.125<br>(9, PR) |  |   | 0-0<br>FC4-6<br>1B<br>FC4-6<br>1B                               |   | 0-0<br>4-3  |   | 0-0<br>4-3  |   | 0-0<br>FC6-4<br>1-2f<br>3-H                                     | 1 1 1 0 0 0 0<br>0 0 0 0 0 0 0<br>1 0 0 0 0 0 0<br>0 0 0 0 0 0 0<br>1 0 0 0 0 0 1<br>0 0 0 0 0 0 0<br>1 0 0 1 0 0 1<br>0 0 0 0 0 0 0 |   |
| <b>Inning Stats</b>   | R: 2 H: 1<br>E: 0 LOB: 0<br>K: 0 BB: 1<br>S: 4 P: 8              | R: 0 H: 0<br>E: 0 LOB: 0<br>K: 0 BB: 0<br>S: 3 P: 3             | R: 1 H: 2<br>E: 0 LOB: 1<br>K: 0 BB: 0<br>S: 5 P: 5             | R: 0 H: 0<br>E: 0 LOB: 0<br>K: 1 BB: 0<br>S: 5 P: 5             | R: 0 H: 0<br>E: 0 LOB: 0<br>K: 2 BB: 0<br>S: 7 P: 7             | R: 0 H: 1<br>E: 0 LOB: 1<br>K: 0 BB: 0<br>S: 4 P: 4             | R: 0 H: 0<br>E: 1 LOB: 1<br>K: 0 BB: 0<br>S: 4 P: 4             | R: 0 H: 2<br>E: 0 LOB: 1<br>K: 0 BB: 0<br>S: 4 P: 4             | R: 3 H: 2<br>E: 1 LOB: 1<br>K: 2 BB: 1<br>S: 10 P: 14           | 1B: 6 SF: 1<br>2B: 0 SAC: 0<br>3B: 1 DP: 1<br>HR: 1 HBP: 0   | WP: 1 PA: 38<br>PB: 0<br>SB: 0<br>CS: 0 |
| <b>PITCHER</b><br>John Denny, R<br>ERA: 3.5<br>Larry Andersen, R<br>ERA: 9.82   | IP WLS BF H R ER SO BB IBB HBP BLK<br>8.0 W 34 8 6 5 3 2 0 0 0 0 | IP WLS BF H R ER SO BB IBB HBP BLK<br>1.0 S 4 0 0 0 2 0 0 0 0 0 | IP WLS BF H R ER SO BB IBB HBP BLK<br>1.0 S 4 0 0 0 2 0 0 0 0 0 | IP WLS BF H R ER SO BB IBB HBP BLK<br>1.0 S 4 0 0 0 2 0 0 0 0 0 | IP WLS BF H R ER SO BB IBB HBP BLK<br>1.0 S 4 0 0 0 2 0 0 0 0 0 | IP WLS BF H R ER SO BB IBB HBP BLK<br>1.0 S 4 0 0 0 2 0 0 0 0 0 | IP WLS BF H R ER SO BB IBB HBP BLK<br>1.0 S 4 0 0 0 2 0 0 0 0 0 | IP WLS BF H R ER SO BB IBB HBP BLK<br>1.0 S 4 0 0 0 2 0 0 0 0 0 | IP WLS BF H R ER SO BB IBB HBP BLK<br>1.0 S 4 0 0 0 2 0 0 0 0 0 | ERA WHIP<br>5.62 1.250<br>0.00 0.000   | ERA WHIP<br>0.00 0.000                  |

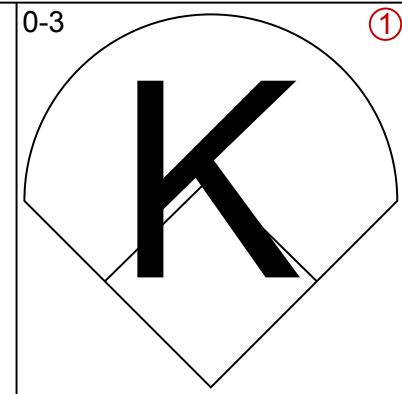
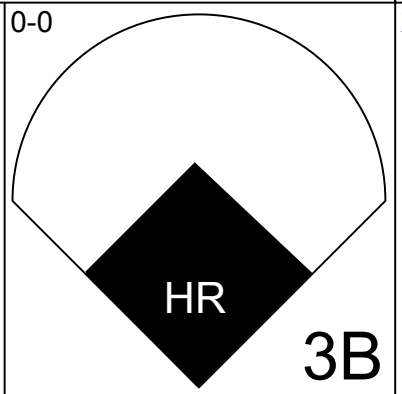
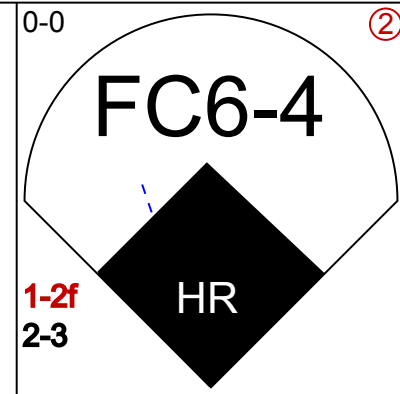
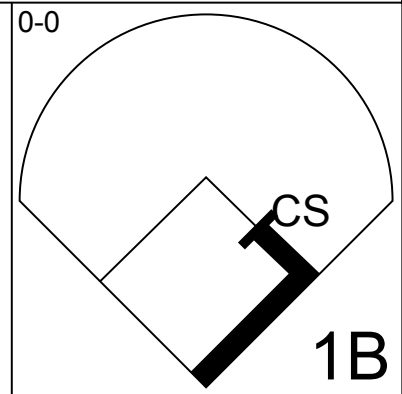
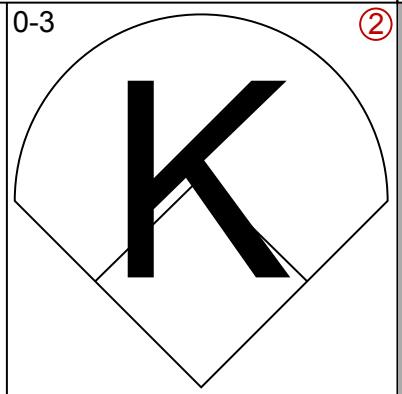
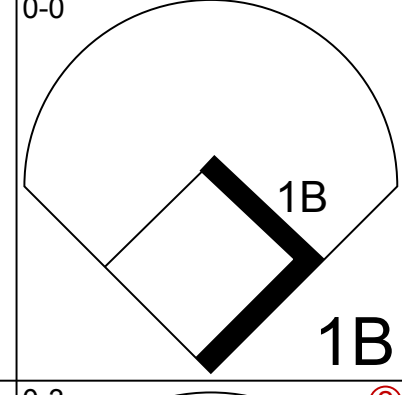
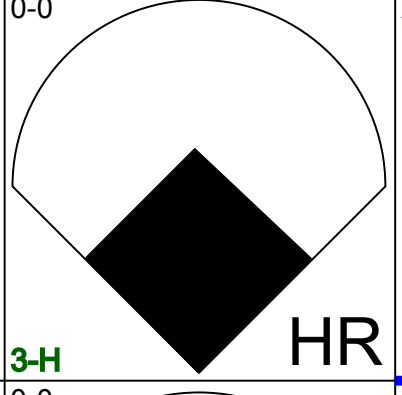
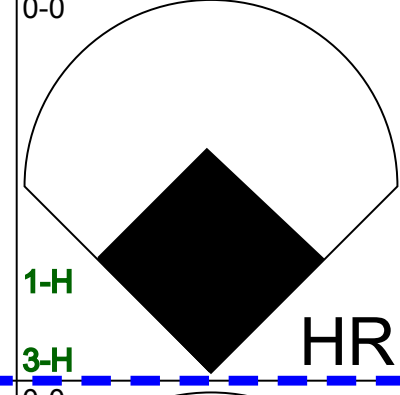
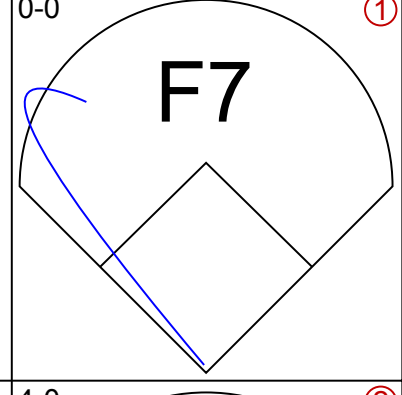
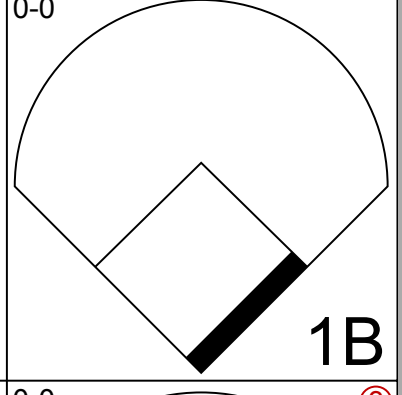
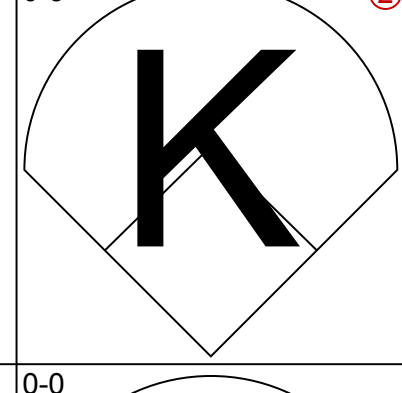
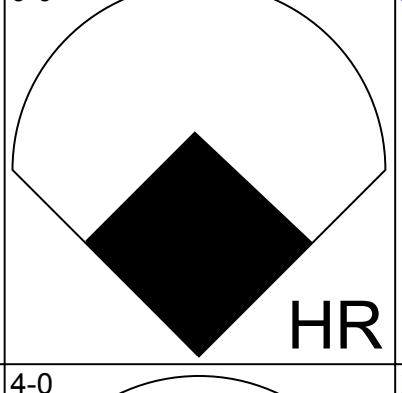
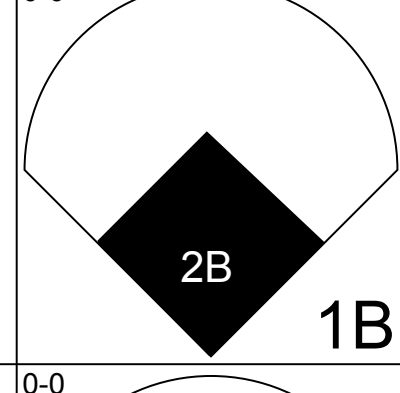
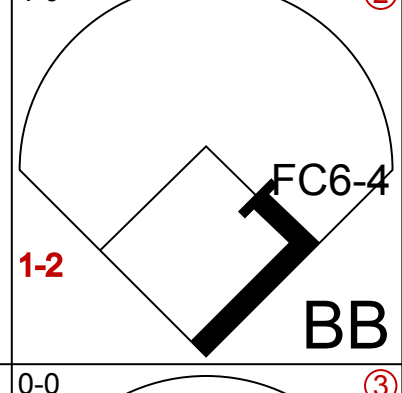
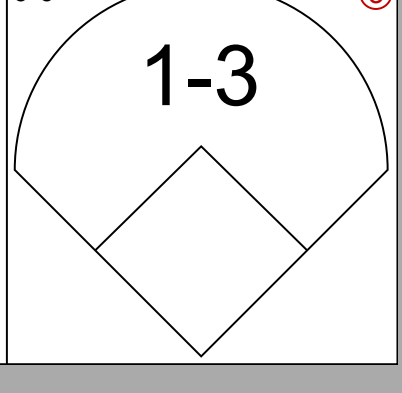
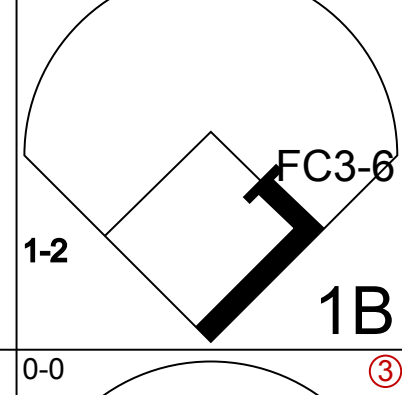
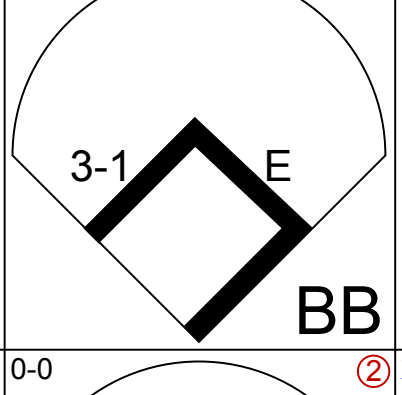
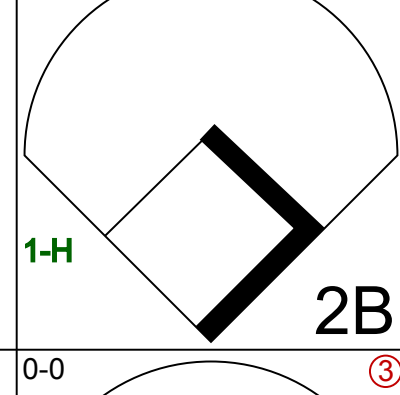
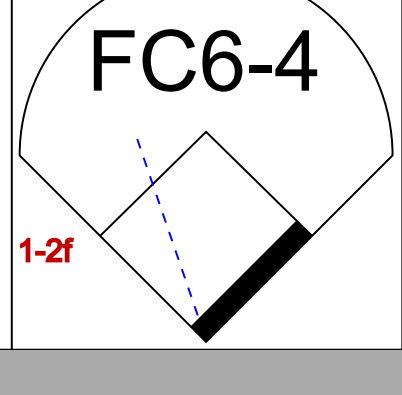
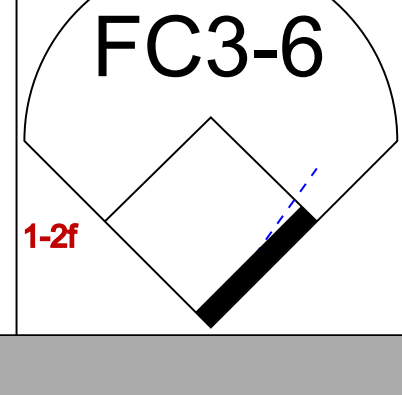
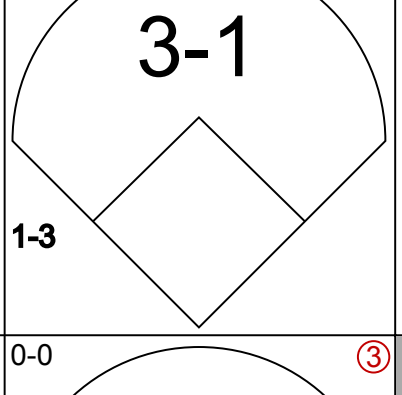
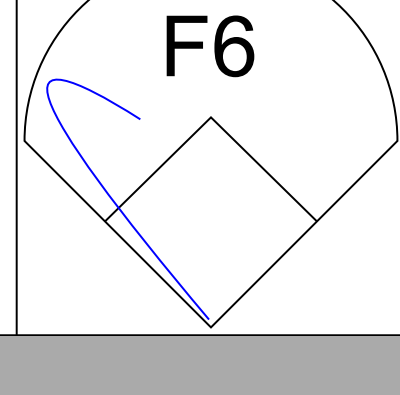
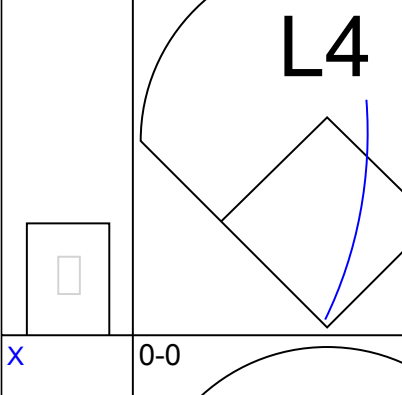
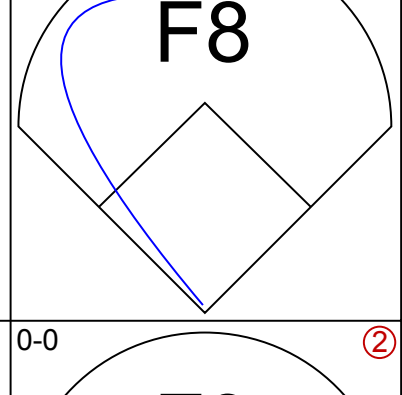
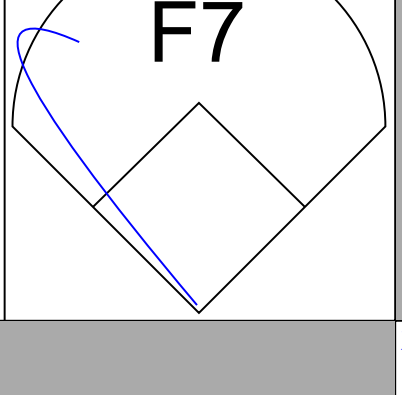
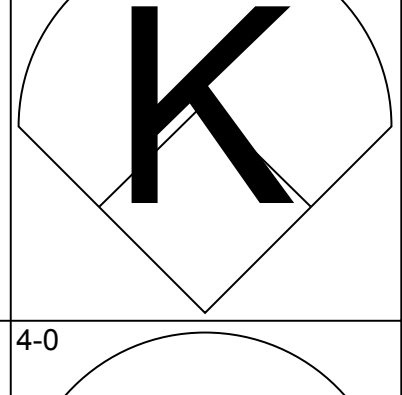
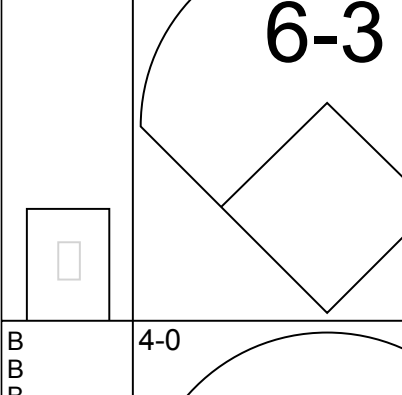
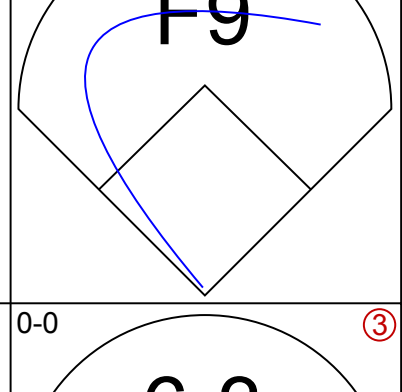
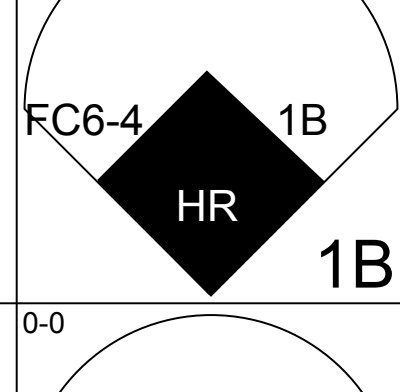
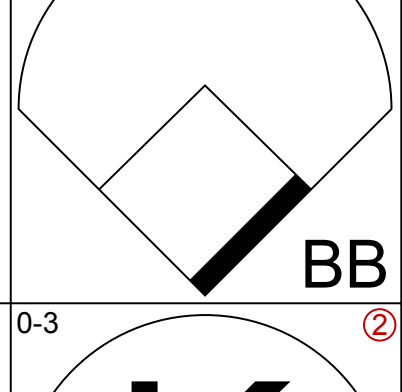
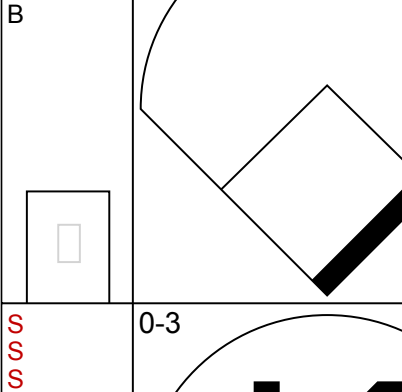
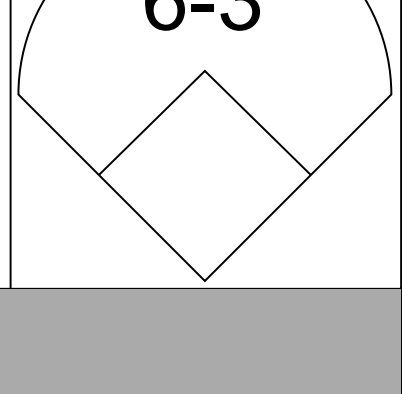
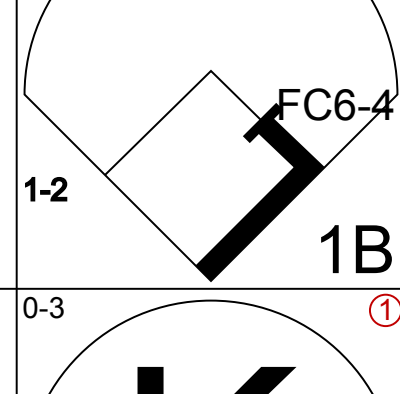
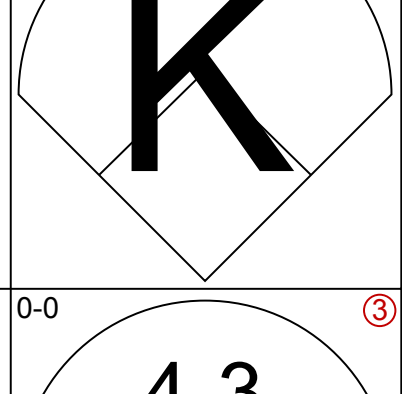
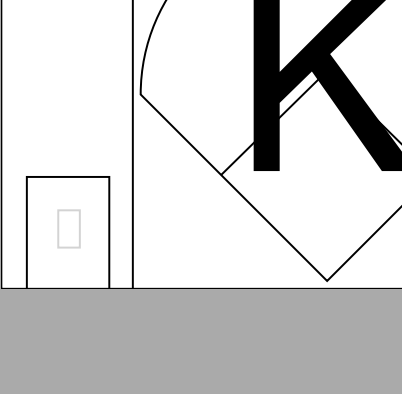
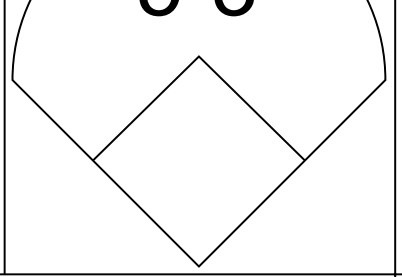
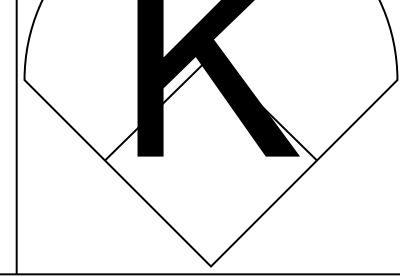
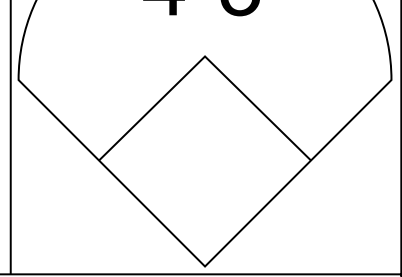
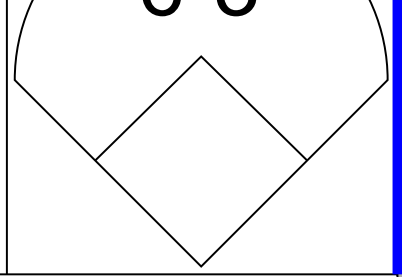
New York Mets @ Philadelphia Phillies  
Veterans Stadium, Philadelphia, PA  
Sat Apr 20 1985, 3:33 AM EST  
Att. 24,013 - Unknown

livebaseballscorecards.com

|     |    |
|-----|----|
| AB  | 35 |
| R   | 6  |
| H   | 8  |
| RBI | 4  |
| BB  | 2  |
| SO  | 5  |
| LOB | 14 |



| Batter | 1 | 2 | 3 | 4 | 5 | 6 | 7 | 8 | 9 | AB | R | H | RBI | BB | SO | LOB | BOTTOM |
|--------|---|---|---|---|---|---|---|---|---|----|---|---|-----|----|----|-----|--------|
|--------|---|---|---|---|---|---|---|---|---|----|---|---|-----|----|----|-----|--------|

|  |   |   |   |   |   |   |   |   |  |   |   |   |   |   |   |   |  |   |
|--|---|---|---|---|---|---|---|---|--|---|---|---|---|---|---|---|--|---|
| <b>Juan Samuel, R</b><br><small>(1, 4)</small><br><small>OBP: 0.220, SLG: 0.317</small>  |    |   |    |    |   |    |   |    |  | 5                                       | 2 | 2 | 0 | 0 | 2 | 2 | <b>New York Mets @ Philadelphia Phillies</b><br><b>Veterans Stadium, Philadelphia, PA</b><br><small>Sat Apr 20 1985, 3:33 AM EST</small><br><small>Att. 24,013 - Unknown</small> |   |
| <b>Jeff Stone, L</b><br><small>(1, 7)</small><br><small>OBP: 0.333, SLG: 0.600</small><br><b>Garry Maddox, R</b><br><small>(8, 8)</small><br><small>OBP: 0.333, SLG: 0.250</small> |    |   |    |    |   |    |   |    |  | 4                                       | 2 | 3 | 5 | 0 | 0 | 1 |  | <b>livebaseballscorecards.com</b><br><br><b>AB 35</b><br><b>R 7</b><br><b>H 12</b><br><b>RBI 7</b><br><b>BB 4</b><br><b>SO 7</b><br><b>LOB 16</b> |
| <b>Von Hayes, L</b><br><small>(1, 8)</small><br><small>(8, 9)</small><br><small>OBP: 0.350, SLG: 0.353</small>   |    |   |    |    |   |    |   |    |  | 4                                       | 2 | 2 | 1 | 1 | 1 | 2 |  |   |
| <b>Mike Schmidt, R</b><br><small>(1, 5)</small><br><small>OBP: 0.237, SLG: 0.138</small>   |    |   |    |    |   |    |   |   |  | 3                                       | 0 | 2 | 1 | 1 | 0 | 1 |  |   |
| <b>Tim Corcoran, L</b><br><small>(1, 3)</small><br><small>OBP: 0.280, SLG: 0.250</small>   |  |   |  |  |   |  |   |   |  | 4                                       | 0 | 0 | 0 | 0 | 0 | 4 |  |   |
| <b>Ozzie Virgil, R</b><br><small>(1, 2)</small><br><small>OBP: 0.296, SLG: 0.444</small>   |   |  |  |   |  |   |  |   |  | 4                                       | 0 | 0 | 0 | 0 | 1 | 1 |  |   |
| <b>Glenn Wilson, R</b><br><small>(1, 9)</small><br><small>(8, 7)</small><br><small>OBP: 0.278, SLG: 0.265</small>  |   |  |   |  |   |  |   |  |  | 2                                       | 1 | 1 | 0 | 2 | 0 | 0 |  |   |
| <b>Steve Jeltz, S</b><br><small>(1, 6)</small><br><small>OBP: 0.267, SLG: 0.185</small>  |   |  |   |  |   |  |   |  |  | 4                                       | 0 | 1 | 0 | 0 | 2 | 2 |  |   |
| <b>John Denny, R</b><br><small>(1, 1)</small><br><b>Larry Andersen, R</b><br><small>(9, 1)</small>   |   |   |  |  |   |  |   |  |  | 4                                       | 0 | 0 | 0 | 0 | 1 | 3 |  |   |
| <b>Inning Stats</b>  | R: 0 H: 2<br>E: 0 LOB: 2<br>K: 2 BB: 0<br>S: 9 P: 9                                 | R: 0 H: 0<br>E: 0 LOB: 0<br>K: 0 BB: 0<br>S: 3 P: 3                                 | R: 3 H: 3<br>E: 1 LOB: 1<br>K: 0 BB: 1<br>S: 6 P: 10                                | R: 4 H: 5<br>E: 0 LOB: 1<br>K: 1 BB: 0<br>S: 10 P: 10                                 | R: 0 H: 0<br>E: 0 LOB: 1<br>K: 2 BB: 1<br>S: 7 P: 11                                  | R: 0 H: 1<br>E: 0 LOB: 1<br>K: 0 BB: 1<br>S: 3 P: 7                                   | R: 0 H: 0<br>E: 0 LOB: 1<br>K: 1 BB: 1<br>S: 5 P: 9                                   | R: 0 H: 1<br>E: 0 LOB: 1<br>K: 1 BB: 0<br>S: 6 P: 6                                   | 1B: 7 SF: 0<br>2B: 1 SAC: 0<br>3B: 1 DP: 0<br>HR: 3 HBP: 0 | WP: 0 PA: 39<br>PB: 0<br>SB: 0<br>CS: 1 |   |   |   |   |   |   |  |   |

| PITCHER  | IP  | WLS | BF | H | R | ER | SO | BB | IBB | HBP | BLK | WP | HR | S  | P  | ERA   | WHIP  |
|--|-----|-----|----|---|---|----|----|----|-----|-----|-----|----|----|----|----|-------|-------|
| <b>Ed Lynch, R</b><br><small>ERA: 5.4</small><br><small>(1, 1)</small>     | 3.2 | L   | 20 | 8 | 6 | 6  | 3  | 1  | 0   | 0   | 0   | 0  | 3  | 25 | 29 | 14.73 | 2.455 |
| <b>Tom Gorman, L</b><br><small>ERA: 7.71</small><br><small>(4, 1)</small>  | 0.1 |     | 3  | 2 | 1 | 1  | 0  | 0  | 0   | 0   | 0   | 0  | 0  | 3  | 3  | 27.00 | 6.000 |
| <b>Roger McDowell, R</b><br><small>ERA:</small><br><small>(5, 1)</small>   | 2.0 |     | 8  | 1 | 0 | 0  | 2  | 2  | 0   | 0   | 0   | 0  | 0  | 10 | 18 | 0.00  | 1.500 |
| <b>Bill Latham, L</b><br><small>ERA: 4.76</small><br><small>(7, 1)</small> | 2.0 |     | 8  | 1 | 0 | 0  | 2  | 1  | 0   | 0   | 0   | 0  | 0  | 11 | 15 | 0.00  | 1.000 |



| Batter  | 1                                 | 2         | 3                        | 4 | 5                        | 6          | 7 | 8                 | 9  | AB R H RBI BB SO LOB |
|---|-----------------------------------|-----------|--------------------------|---|--------------------------|------------|---|-------------------|--|----------------------|
| Mookie Wilson, S (1, 8)<br>OBP: 0.353, SLG: 0.426   | 0-0<br>PB<br>1B<br>1B             | 0-0<br>2B | 0-0<br>5-3               |   |                          | 0-0<br>2-3 |   |                   | 0-0<br>F8  | 5 1 2 0 0 0 2        |
| Kelvin Chapman, R (1, 4)<br>OBP: 0.158, SLG: 0.158<br>Wally Backman, S (6, PH)<br>OBP: 0.323, SLG: 0.433 (6, 4)   | 0-0<br>1B<br>PB<br>FC4-6<br>1B    | 0-3<br>K  |                          |   | 0-3<br>K                 |            |   | 0-0<br>HBP<br>1B  | 3 1 1 0 0 2 1<br>2 0 1 0 0 1 0                                   |                      |
| Keith Hernandez, L (1, 3)<br>OBP: 0.380, SLG: 0.349   | 0-0<br>FC4-6<br>1-3<br>2-H<br>1B  |           | 0-0<br>F8                |   | 0-0<br>2B<br>4-3<br>1B   |            |   | 1-0<br>1-2<br>HBP | 4 1 2 1 0 0 0  |                      |
| Gary Carter, R (1, 2)<br>OBP: 0.408, SLG: 0.600   | 0-0<br>F6                         |           | 0-0<br>1B<br>HR<br>1B    |   | 0-0<br>4-3<br>1-3<br>2B  |            |   | 0-0<br>F7         | 5 1 2 0 0 0 4  |                      |
| Darryl Strawberry, L (1, 9)<br>OBP: 0.262, SLG: 0.462   | 0-0<br>FC4-6<br>BB<br>1-2f<br>3-H |           | 0-0<br>1-2<br>HR<br>1B   |   | 0-0<br>4-3<br>2-3<br>3-H |            |   | 0-0<br>F8         | 5 1 1 2 0 0 4  |                      |
| George Foster, R (1, 7)<br>OBP: 0.342, SLG: 0.485   | 4-0<br>FC4<br>BB<br>1-2           |           | 0-0<br>1-H<br>2-H<br>HR  |   | 0-3<br>K                 |            |   | 0-3<br>K          | 3 1 1 3 1 2 1  |                      |
| Ray Knight, R (1, 5)<br>OBP: 0.500, SLG: 0.333  | 0-0<br>FC4<br>1-2f                |           | 0-0<br>SH2-3<br>1B<br>1B |   | 4-0<br>G6-4-3<br>BB      |            |   | 0-0<br>F8         | 3 0 1 0 1 0 2  |                      |
| Ron Gardenhire, R (1, 6)<br>OBP: 0.267, SLG: 0.214<br>Danny Heep, L (8, PH)<br>OBP: 0.333, SLG: 0.375<br>Rafael Santana, R (8, 6)<br>OBP: 0.242, SLG: 0.333 |                                   | 0-3<br>K  | 0-0<br>SH2-3<br>1B       |   | 0-0<br>G6-4-3<br>1-2f    |            |   | 0-0<br>6-3        | 3 0 1 0 0 1 1<br>1 0 0 0 0 0 0<br>0 0 0 0 0 0 0                  |                      |
| Ron Darling, R (1, 1)<br>OBP: 0.143, SLG: 0.143<br>Doug Sisk, R (6, 1)<br>Rusty Staub, L (8, PH)<br>OBP: 0.400, SLG: 0.500<br>Tom Gorman, L (8, 1)          |                                   | 0-0<br>F9 | 0-0<br>SH2-3             |   | 0-3<br>K                 |            |   | 0-0<br>1-3        | 2 0 0 0 0 1 0<br>0 0 0 0 0 0 0<br>1 0 0 0 0 0 0<br>0 0 0 0 0 0 0 |                      |

| Inning Stats | R: 2 | H: 3 | E: 0 | K: 0 | S: 6 | P: 10 | R: 0 | H: 1 | E: 0 | K: 2 | S: 8 | P: 8 | R: 3 | H: 5 | E: 0 | K: 0 | S: 8 | P: 8 | R: 1 | H: 2 | E: 0 | K: 2 | S: 9 | P: 9 | R: 0 | H: 0 | E: 0 | K: 1 | S: 4 | P: 8 | R: 0 | H: 0 | E: 0 | K: 1 | S: 5 | P: 5 | R: 0 | H: 0 | E: 0 | K: 1 | S: 5 | P: 5 | R: 0 | H: 0 | E: 0 | K: 1 | S: 5 | P: 5 | R: 0 | H: 0 | E: 0 | K: 0 | S: 3 | P: 3 | R: 0 | H: 1 | E: 0 | K: 0 | S: 4 | P: 5 | 1B: 9 | 2B: 2 | 3B: 0 | HR: 1 | SF: 0 | SAC: 1 | DP: 1 | HBP: 1 | WP: 0 | PA: 41 |
|--------------|------|------|------|------|------|-------|------|------|------|------|------|------|------|------|------|------|------|------|------|------|------|------|------|------|------|------|------|------|------|------|------|------|------|------|------|------|------|------|------|------|------|------|------|------|------|------|------|------|------|------|------|------|------|------|------|------|------|------|------|------|-------|-------|-------|-------|-------|--------|-------|--------|-------|--------|
|--------------|------|------|------|------|------|-------|------|------|------|------|------|------|------|------|------|------|------|------|------|------|------|------|------|------|------|------|------|------|------|------|------|------|------|------|------|------|------|------|------|------|------|------|------|------|------|------|------|------|------|------|------|------|------|------|------|------|------|------|------|------|-------|-------|-------|-------|-------|--------|-------|--------|-------|--------|


| PITCHER                              | IP  | WLS | BF | H | R | ER | SO | BB | IBB | HBP | BLK | WP | HR | S  | P  | ERA   | WHIP  |
|--------------------------------------|-----|-----|----|---|---|----|----|----|-----|-----|-----|----|----|----|----|-------|-------|
| Jerry Koosman, L (1, 1)<br>ERA: 4.11 | 2.1 |     | 16 | 8 | 5 | 4  | 2  | 1  | 0   | 0   | 0   | 0  | 1  | 19 | 23 | 15.43 | 3.857 |
| Kevin Gross, R (3, 1)<br>ERA: 3.48   | 4.2 | W   | 17 | 3 | 1 | 1  | 5  | 1  | 0   | 0   | 0   | 0  | 0  | 26 | 30 | 1.93  | 0.857 |
| Kent Tekulve, R (8, 1)<br>ERA: 10.13 | 2.0 |     | 8  | 1 | 0 | 0  | 0  | 0  | 0   | 1   | 0   | 0  | 0  | 7  | 8  | 0.00  | 0.500 |

**TOP**

**New York Mets @ Philadelphia Phillies**  
Veterans Stadium, Philadelphia, PA

Sun Apr 21 1985, 3:33 AM EST  
Att: 30,186 - Unknown

|            |           |
|------------|-----------|
| <b>AB</b>  | <b>37</b> |
| <b>R</b>   | <b>6</b>  |
| <b>H</b>   | <b>12</b> |
| <b>RBI</b> | <b>6</b>  |
| <b>BB</b>  | <b>2</b>  |
| <b>SO</b>  | <b>7</b>  |
| <b>LOB</b> | <b>15</b> |



| Batter | 1 | 2 | 3 | 4 | 5 | 6 | 7 | 8 | 9 | AB R H RBI BB SO LOB | BOTTOM |
|--------|---|---|---|---|---|---|---|---|---|----------------------|--------|
|--------|---|---|---|---|---|---|---|---|---|----------------------|--------|

|   |  |  |  |  |  |  |  |  |  |               |  |
|---|--|--|--|--|--|--|--|--|--|---------------|--|
| <b>Juan Samuel, R</b><br><small>(1, 4)</small><br><small>OBP: 0.239, SLG: 0.391</small> |  |  |  |  |  |  |  |  |  | 5 1 2 1 0 0 3 | <b>New York Mets @ Philadelphia Phillies</b><br><b>Veterans Stadium, Philadelphia, PA</b><br>Sun Apr 21 1985, 3:33 AM EST<br>Att. 30,186 - Unknown |
|---|--|--|--|--|--|--|--|--|--|---------------|--|

|  |  |  |  |  |  |  |  |  |  |               |
|--|--|--|--|--|--|--|--|--|--|---------------|
| <b>Jeff Stone, L</b><br><small>(1, 7)</small><br><small>OBP: 0.341, SLG: 0.564</small> |  |  |  |  |  |  |  |  |  | 4 1 1 0 1 1 3 |
|--|--|--|--|--|--|--|--|--|--|---------------|

|   |  |  |  |  |  |  |  |  |  |               |
|---|--|--|--|--|--|--|--|--|--|---------------|
| <b>Von Hayes, L</b><br><small>(1, 8)</small><br><small>OBP: 0.378, SLG: 0.395</small> |  |  |  |  |  |  |  |  |  | 4 1 2 0 1 1 1 |
|---|--|--|--|--|--|--|--|--|--|---------------|

|  |  |  |  |  |  |  |  |  |  |               |
|--|--|--|--|--|--|--|--|--|--|---------------|
| <b>Mike Schmidt, R</b><br><small>(1, 5)</small><br><small>OBP: 0.233, SLG: 0.147</small> |  |  |  |  |  |  |  |  |  | 5 1 1 0 0 2 4 |
|--|--|--|--|--|--|--|--|--|--|---------------|

|  |  |  |  |  |  |  |  |  |  |               |
|--|--|--|--|--|--|--|--|--|--|---------------|
| <b>Tim Corcoran, L</b><br><small>(1, 3)</small><br><small>OBP: 0.345, SLG: 0.333</small> |  |  |  |  |  |  |  |  |  | 3 3 2 1 1 0 1 |
|--|--|--|--|--|--|--|--|--|--|---------------|

|  |  |  |  |  |  |  |  |  |  |               |
|--|--|--|--|--|--|--|--|--|--|---------------|
| <b>Ozzie Virgil, R</b><br><small>(1, 2)</small><br><small>OBP: 0.290, SLG: 0.419</small> |  |  |  |  |  |  |  |  |  | 4 1 1 2 0 0 3 |
|--|--|--|--|--|--|--|--|--|--|---------------|

|  |  |  |  |  |  |  |  |  |  |               |
|--|--|--|--|--|--|--|--|--|--|---------------|
| <b>Glenn Wilson, R</b><br><small>(1, 9)</small><br><small>OBP: 0.325, SLG: 0.395</small> |  |  |  |  |  |  |  |  |  | 4 2 3 3 0 0 0 |
|--|--|--|--|--|--|--|--|--|--|---------------|

|   |  |  |  |  |  |  |  |  |  |               |
|---|--|--|--|--|--|--|--|--|--|---------------|
| <b>Steve Jeltz, S</b><br><small>(1, 6)</small><br><small>OBP: 0.235, SLG: 0.161</small> |  |  |  |  |  |  |  |  |  | 4 0 0 0 0 1 4 |
|---|--|--|--|--|--|--|--|--|--|---------------|

|  |  |  |  |  |  |  |  |  |  |  |
|--|--|--|--|--|--|--|--|--|--|--|
| <b>Jerry Koosman, R</b><br><small>(1, 1)</small><br><b>Kevin Gross, R</b><br><small>(3, 1)</small><br><b>Greg Gross, L</b><br><small>(7, PH)</small><br><small>OBP: 0.364, SLG: 0.500</small><br><b>Kent Tekulve, R</b><br><small>(8, 1)</small> |  |  |  |  |  |  |  |  |  | 1 0 0 0 0 0 0<br>1 0 0 0 0 1 0<br>1 0 1 2 0 0 0<br>0 0 0 0 0 0 0 |
|--|--|--|--|--|--|--|--|--|--|--|

|                     |                              |                                 |                              |                                 |                              |                                  |                              |                                 |                              |                                 |                              |                                 |                              |                                  |                              |                                 |                                  |                                    |                                  |        |
|---------------------|------------------------------|---------------------------------|------------------------------|---------------------------------|------------------------------|----------------------------------|------------------------------|---------------------------------|------------------------------|---------------------------------|------------------------------|---------------------------------|------------------------------|----------------------------------|------------------------------|---------------------------------|----------------------------------|------------------------------------|----------------------------------|--------|
| <b>Inning Stats</b> | R: 0<br>E: 0<br>K: 2<br>S: 8 | H: 2<br>LOB: 1<br>BB: 0<br>P: 8 | R: 2<br>E: 0<br>K: 1<br>S: 7 | H: 2<br>LOB: 0<br>BB: 0<br>P: 7 | R: 4<br>E: 1<br>K: 0<br>S: 7 | H: 3<br>LOB: 1<br>BB: 1<br>P: 11 | R: 0<br>E: 0<br>K: 1<br>S: 5 | H: 0<br>LOB: 0<br>BB: 0<br>P: 5 | R: 0<br>E: 0<br>K: 1<br>S: 6 | H: 1<br>LOB: 1<br>BB: 0<br>P: 6 | R: 0<br>E: 0<br>K: 0<br>S: 5 | H: 1<br>LOB: 2<br>BB: 0<br>P: 5 | R: 0<br>E: 0<br>K: 1<br>S: 9 | H: 4<br>LOB: 1<br>BB: 1<br>P: 13 | R: 0<br>E: 0<br>K: 0<br>S: 2 | H: 0<br>LOB: 0<br>BB: 1<br>P: 6 | 1B: 8<br>2B: 3<br>3B: 0<br>HR: 2 | SF: 0<br>SAC: 1<br>DP: 1<br>HBP: 0 | WP: 0<br>PB: 0<br>SB: 0<br>CS: 0 | PA: 40 |
|---------------------|------------------------------|---------------------------------|------------------------------|---------------------------------|------------------------------|----------------------------------|------------------------------|---------------------------------|------------------------------|---------------------------------|------------------------------|---------------------------------|------------------------------|----------------------------------|------------------------------|---------------------------------|----------------------------------|------------------------------------|----------------------------------|--------|

| PITCHER  | IP  | WLS | BF | H | R | ER | SO | BB | IBB | HBP | BLK | WP | HR | S  | P  | ERA   | WHIP  |
|--|-----|-----|----|---|---|----|----|----|-----|-----|-----|----|----|----|----|-------|-------|
| <b>Ron Darling, R</b><br><small>(1, 1)</small><br><small>ERA: 3.32</small> | 5.0 |     | 24 | 8 | 6 | 5  | 5  | 1  | 0   | 0   | 0   | 0  | 2  | 33 | 37 | 9.00  | 1.800 |
| <b>Doug Sisk, R</b><br><small>(6, 1)</small><br><small>ERA: 4.97</small>   | 2.0 | L   | 13 | 5 | 4 | 4  | 1  | 1  | 0   | 0   | 0   | 0  | 0  | 14 | 18 | 18.00 | 3.000 |
| <b>Tom Gorman, L</b><br><small>(8, 1)</small><br><small>ERA: 5.4</small>   | 1.0 |     | 3  | 0 | 0 | 0  | 0  | 1  | 0   | 0   | 0   | 0  | 0  | 2  | 6  | 0.00  | 1.000 |

|            |           |
|------------|-----------|
| <b>AB</b>  | <b>36</b> |
| <b>R</b>   | <b>10</b> |
| <b>H</b>   | <b>13</b> |
| <b>RBI</b> | <b>9</b>  |
| <b>BB</b>  | <b>3</b>  |
| <b>SO</b>  | <b>6</b>  |
| <b>LOB</b> | <b>19</b> |



|           |          |            |           |
|-----------|----------|------------|-----------|
| <b>WP</b> | <b>0</b> | <b>PA:</b> | <b>40</b> |
| <b>PB</b> | <b>0</b> | <b>SB</b>  | <b>0</b>  |
| <b>CS</b> | <b>0</b> |            |           |



Philadelphia Phillies @ Montreal Expos  
 Olympic Stadium, Montreal, QB  
 Mon Apr 22 1985, 3:33 AM EST  
 Att. 6,249 - Unknown

livebaseballscorecards.com

|     |    |
|-----|----|
| AB  | 41 |
| R   | 9  |
| H   | 15 |
| RBI | 9  |
| BB  | 2  |
| SO  | 8  |
| LOB | 24 |



|     |   |     |    |
|-----|---|-----|----|
| WP: | 0 | PA: | 44 |
| PB: | 1 |     |    |
| SB: | 0 |     |    |
| CS: | 0 |     |    |

| AB | R | H | RBI | BB | SO | LOB |
|----|---|---|-----|----|----|-----|
| 5  | 3 | 3 | 0   | 0  | 1  | 2   |
| 0  | 0 | 0 | 0   | 0  | 0  | 0   |
| 5  | 1 | 3 | 3   | 0  | 1  | 1   |
| 5  | 0 | 3 | 4   | 0  | 2  | 1   |
| 4  | 0 | 1 | 0   | 1  | 1  | 4   |
| 4  | 1 | 1 | 0   | 0  | 0  | 5   |
| 5  | 1 | 1 | 2   | 0  | 0  | 4   |
| 3  | 0 | 0 | 0   | 0  | 0  | 2   |
| 2  | 0 | 1 | 0   | 0  | 0  | 0   |
| 4  | 1 | 2 | 0   | 1  | 2  | 0   |
| 3  | 1 | 0 | 0   | 0  | 1  | 3   |
| 0  | 0 | 0 | 0   | 0  | 0  | 0   |
| 0  | 0 | 0 | 0   | 0  | 0  | 0   |
| 1  | 1 | 0 | 0   | 0  | 0  | 2   |
| 0  | 0 | 0 | 0   | 0  | 0  | 0   |

| Batter   | 1   | 2   | 3   | 4   | 5   | 6   | 7   | 8   | 9   |   |  |         |   |
|--|---|---|---|---|---|---|---|---|---|---|--|---------|---|
| Juan Samuel, R (1, 4)<br>OBP: 0.275, SLG: 0.451<br>Luis Aguayo, R (9, 4)   | 0-0<br>1B<br>2B   |   | 0-0<br>F8   |   | 0-0<br>2B<br>1B   |   | 0-0<br>4-3<br>1B<br>2B  | 0-3<br>K  |   |   |  |         |   |
| Garry Maddox, R (1, 8)<br>OBP: 0.429, SLG: 0.462   | 0-0<br>1B<br>2B<br>1B   |   | 0-3<br>K  |   | 0-0<br>2B   |   | 0-0<br>4-3  | 0-0<br>E4<br>1B<br>1B   |   |   |  |         |   |
| Von Hayes, L (1, 7)<br>OBP: 0.400, SLG: 0.419  | 0-0<br>1B<br>F9<br>1B   |   | 0-3<br>K  |   | 0-3<br>K  |   | 0-0<br>G6-4-3<br>1B   | 0-0<br>PB<br>1B   |   |   |  |         |   |
| Mike Schmidt, R (1, 5)<br>OBP: 0.250, SLG: 0.184   | 0-0<br>F9<br>1-2  |   |   | 0-0<br>2B   | 0-3<br>K  |   | 0-0<br>G6-4-3<br>1-2f   | 4-0<br>PB<br>BB   |   |   |  |         |   |
| Ozzie Virgil, R (1, 2)<br>OBP: 0.306, SLG: 0.400   | 0-0<br>F3   |   |   | 0-0<br>F3   |   | 1-0<br>G1-6-3<br>5-3<br>HBP                                     |   | 0-0<br>HR<br>1B   |   |   |  |         |   |
| Glenn Wilson, R (1, 9)<br>OBP: 0.311, SLG: 0.442   | 0-0<br>6-3  |   |   | 0-0<br>F8   |   | 0-0<br>5-3  |   | 0-0<br>F9   |   |   |  |         |   |
| John Russell, R (1, 3)<br>OBP: 0.176, SLG: 0.133<br>Tim Corcoran, L (7, 3)   |   | 0-0<br>F9   |   | 0-0<br>6-3  |   | 0-0<br>G1-6-3   |   | 0-0<br>F7   |   |   |  |         |   |
| Steve Jeltz, S (1, 6)<br>OBP: 0.282, SLG: 0.200  |   | 0-3<br>K  |   |   | 0-0<br>1B<br>FC1-6  | 4-0<br>IBB  |   | 0-0<br>K  |   |   |  |         |   |
| Shane Rawley, R (1, 1)<br>Charles Hudson, S (6, 1)<br>Don Carman, L (7, 1)<br>Larry Andersen, R (7, 1)<br>Pat Zachry, R (9, 1) |   | 0-3<br>K  |   | 0-0<br>FC1-6<br>1B<br>2B  |   | 0-0<br>5-3  |   | 0-0<br>FC3-5<br>1B  |   |   |  |         |   |
| Inning Stats   | R: 1<br>E: 0<br>K: 0<br>S: 6<br>H: 3<br>LOB: 2<br>BB: 0<br>P: 6                                       | R: 0<br>E: 0<br>K: 2<br>S: 7<br>H: 0<br>LOB: 0<br>BB: 0<br>P: 7 | R: 0<br>E: 0<br>K: 2<br>S: 7<br>H: 0<br>LOB: 0<br>BB: 0<br>P: 7 | R: 0<br>E: 0<br>K: 0<br>S: 4<br>H: 1<br>LOB: 1<br>BB: 0<br>P: 4 | R: 2<br>E: 0<br>K: 2<br>S: 10<br>H: 3<br>LOB: 1<br>BB: 0<br>P: 10 | R: 0<br>E: 0<br>K: 0<br>S: 3<br>H: 0<br>LOB: 2<br>BB: 1<br>P: 8 | R: 1<br>E: 0<br>K: 0<br>S: 4<br>H: 2<br>LOB: 0<br>BB: 0<br>P: 4 | R: 5<br>E: 1<br>K: 1<br>S: 11<br>H: 6<br>LOB: 2<br>BB: 1<br>P: 15 | R: 0<br>E: 0<br>K: 1<br>S: 5<br>H: 0<br>LOB: 0<br>BB: 0<br>P: 5 | 1B: 10<br>2B: 4<br>3B: 0<br>HR: 1<br>SF: 0<br>SAC: 0<br>DP: 1<br>HBP: 1 |  |         |   |
| PITCHER  | IP<br>WLS<br>BF<br>H<br>R<br>ER<br>SO<br>BB<br>IBB<br>HBP<br>BLK<br>WP<br>HR<br>S<br>P<br>ERA<br>WHIP |   |   |   |   |   |   |   |   |   |  | PITCHER | IP<br>WLS<br>BF<br>H<br>R<br>ER<br>SO<br>BB<br>IBB<br>HBP<br>BLK<br>WP<br>HR<br>S<br>P<br>ERA<br>WHIP |
| Joe Hesketh, L (1, 1)<br>ERA: 3.0  | 5.0<br>L<br>22<br>7<br>3<br>3<br>6<br>0<br>0<br>0<br>0<br>0<br>0<br>34<br>34<br>5.40<br>1.400         |   |   |   |   |   |   |   |   |   |  |         |   |
| Rick Grapenthin, R (6, 1)<br>ERA: 3.86   | 1.1<br>7<br>1<br>1<br>1<br>0<br>0<br>0<br>1<br>1<br>0<br>0<br>0<br>5<br>10<br>6.75<br>0.750           |   |   |   |   |   |   |   |   |   |  |         |   |
| Dan Schatzeder, L (7, 1)<br>ERA: 7.36  | 1.1<br>10<br>7<br>5<br>4<br>1<br>0<br>0<br>0<br>0<br>0<br>0<br>1<br>12<br>12<br>27.00<br>5.250        |   |   |   |   |   |   |   |   |   |  |         |   |
| Bert Roberge, R (8, 1)<br>ERA: 1.69  | 0.1<br>2<br>0<br>0<br>0<br>0<br>1<br>0<br>0<br>0<br>0<br>0<br>0<br>1<br>5<br>0.00<br>3.000            |   |   |   |   |   |   |   |   |   |  |         |   |
| Tim Burke, R (9, 1)<br>ERA: 3.86   | 1.0<br>3<br>0<br>0<br>0<br>0<br>1<br>0<br>0<br>0<br>0<br>0<br>0<br>5<br>5<br>0.00<br>0.000            |   |   |   |   |   |   |   |   |   |  |         |   |

| Batter   | 1      | 2       | 3       | 4       | 5         | 6 | 7          | 8      | 9       | AB R H RBI BB SO LOB |
|--|--------|---------|---------|---------|-----------|---|------------|--------|---------|----------------------|
| Tim Raines, S (1, 7)<br>OBP: 0.255, SLG: 0.306       | 0-0 F9 |         | 0-0 F8  |         | 0-0 6-3   |   | 0-0 1B     |        | 0-0 1B  | 5 0 2 0 0 0 0        |
| Jim Wohlford, R (1, 9)<br>OBP: 0.267, SLG: 0.429     | 0-0 F7 |         | 0-0 F8  |         | 0-0 6-3   |   | 0-0 1B     |        | 0-3 K   | 3 0 0 0 0 0 0        |
| Terry Francona, L (7, PH)<br>OBP: 0.455, SLG: 0.455  |        |         |         |         |           |   |            |        |         | 1 0 1 0 0 0 0        |
| Herm Winningham, L (7, PR)<br>OBP: 0.226, SLG: 0.250 |        |         |         |         |           |   |            |        |         | 1 0 0 0 0 1 1        |
| Andre Dawson, R (1, 8)<br>OBP: 0.311, SLG: 0.465     | 0-0 1B |         | 0-0 HR  |         | 0-0 F4    |   | 0-0 G1-2-3 |        |         | 4 1 2 1 0 0 3        |
| Hubie Brooks, R (1, 6)<br>OBP: 0.333, SLG: 0.419     | 0-0 1B |         | 0-0 5-3 |         | 0-0 5-3   |   |            |        |         | 4 0 2 0 0 0 0        |
| Dan Driessen, L (1, 3)<br>OBP: 0.317, SLG: 0.474     | 0-3 K  |         |         | 0-0 F9  | 0-0 E3    |   |            | 0-0 F3 |         | 4 0 0 0 0 1 3        |
| Tim Wallach, R (1, 5)<br>OBP: 0.283, SLG: 0.435      |        | 0-0 6-3 |         | 0-0 4-3 | 0-0 1B    |   |            | 0-3 K  |         | 4 0 1 0 0 1 1        |
| Vance Law, R (1, 4)<br>OBP: 0.366, SLG: 0.333        |        |         |         | 4-0 BB  | 0-3 K     |   |            | 0-0 L6 |         | 2 0 1 0 1 1 2        |
| Dan Schatzeder, L (7, 1)                             |        |         |         |         |           |   |            |        |         | 0 0 0 0 0 0 0        |
| Bert Roberge, R (8, 1)                               |        |         |         |         |           |   |            |        |         | 0 0 0 0 0 0 0        |
| Razor Shines, S (8, PH)<br>OBP: 0.100, SLG: 0.100    |        |         |         |         |           |   |            |        |         | 1 0 0 0 0 0 1        |
| Tim Burke, R (9, 1)                                  |        |         |         |         |           |   |            |        |         | 0 0 0 0 0 0 0        |
| Mike Fitzgerald, R (1, 2)<br>OBP: 0.351, SLG: 0.344  |        | 0-0 5-3 |         | 0-0 F3  | 0-0 FC5-4 |   |            |        | 0-0 4-3 | 3 0 0 0 1 0 2        |
| Joe Hesketh, R (1, 1)<br>OBP: 0.250, SLG: 0.250      |        |         |         |         |           |   |            |        | 0-0 F9  | 1 0 0 0 0 0 1        |
| Miguel Dilone, S (5, PH)<br>OBP: 0.400, SLG: 0.750   |        |         |         |         | 0-0 6-3   |   |            |        |         | 1 0 0 0 0 0 0        |
| Rick Grapenthin, R (6, 1)                            |        |         |         |         |           |   |            |        |         | 0 0 0 0 0 0 0        |
| U L Washington, S (7, 4)<br>OBP: 0.333, SLG: 0.333   |        |         |         |         |           |   |            |        |         | 2 0 0 0 0 0 1        |

| Inning Stats | R: 0 | H: 2 | E: 0 | K: 1 | S: 7 | H: 1 | LOB: 2 | BB: 0 | P: 7 | R: 0 | H: 1 | E: 0 | K: 0 | S: 4 | R: 1 | H: 1 | E: 0 | K: 0 | S: 4 | R: 0 | H: 0 | E: 0 | K: 0 | S: 3 | R: 0 | H: 1 | E: 1 | K: 1 | S: 7 | R: 0 | H: 2 | E: 0 | K: 0 | S: 4 | R: 0 | H: 1 | E: 0 | K: 1 | S: 6 | R: 0 | H: 1 | E: 0 | K: 1 | S: 6 | R: 0 | H: 1 | E: 0 | K: 1 | S: 6 | 1B: 6 | 2B: 2 | 3B: 0 | HR: 1 | SF: 0 | SAC: 0 | DP: 1 | HBP: 0 | WP: 0 | PB: 0 | SB: 0 | CS: 0 | PA: 38 |
|--------------|------|------|------|------|------|------|--------|-------|------|------|------|------|------|------|------|------|------|------|------|------|------|------|------|------|------|------|------|------|------|------|------|------|------|------|------|------|------|------|------|------|------|------|------|------|------|------|------|------|------|-------|-------|-------|-------|-------|--------|-------|--------|-------|-------|-------|-------|--------|
|--------------|------|------|------|------|------|------|--------|-------|------|------|------|------|------|------|------|------|------|------|------|------|------|------|------|------|------|------|------|------|------|------|------|------|------|------|------|------|------|------|------|------|------|------|------|------|------|------|------|------|------|-------|-------|-------|-------|-------|--------|-------|--------|-------|-------|-------|-------|--------|

| PITCHER                               | IP  | WLS | BF | H | R | ER | SO | BB | IBB | HBP | BLK | WP | HR | S  | P  | ERA  | WHIP  |
|---------------------------------------|-----|-----|----|---|---|----|----|----|-----|-----|-----|----|----|----|----|------|-------|
| Shane Rawley, L (1, 1)<br>ERA: 2.08   | 5.2 |     | 24 | 5 | 1 | 1  | 1  | 1  | 0   | 0   | 0   | 0  | 1  | 25 | 29 | 1.59 | 1.059 |
| Charles Hudson, R (6, 1)<br>ERA: 4.5  | 0.2 |     | 4  | 1 | 0 | 0  | 1  | 1  | 0   | 0   | 0   | 0  | 0  | 5  | 9  | 0.00 | 3.000 |
| Don Carman, L (7, 1)<br>ERA:          | 0.0 |     | 1  | 1 | 0 | 0  | 0  | 0  | 0   | 0   | 0   | 0  | 0  | 1  | 1  | ∞    | ∞     |
| Larry Andersen, R (7, 1)<br>ERA: 6.75 | 1.2 |     | 5  | 1 | 0 | 0  | 1  | 0  | 0   | 0   | 0   | 0  | 0  | 7  | 7  | 0.00 | 0.600 |
| Pat Zachry, R (9, 1)<br>ERA: 3.86     | 1.0 |     | 4  | 1 | 0 | 0  | 1  | 0  | 0   | 0   | 0   | 0  | 0  | 6  | 6  | 0.00 | 1.000 |

BOTTOM

Philadelphia Phillies @ Montreal Expos  
Olympic Stadium, Montreal, QB  
Mon Apr 22 1985, 3:33 AM EST  
Att. 6,249 - Unknown

livebaseballscores.com

|     |    |
|-----|----|
| AB  | 36 |
| R   | 1  |
| H   | 9  |
| RBI | 1  |
| BB  | 2  |
| SO  | 4  |
| LOB | 15 |





| Batter  | 1   | 2                               | 3                            | 4                               | 5                            | 6                                | 7                            | 8                               | 9                            | AB R H RBI BB SO LOB   | TOP                          |                                 |                              |                                 |                              |                                 |                              |                                 |                                  |                                    |                                  |        |
|---|---|---------------------------------|------------------------------|---------------------------------|------------------------------|----------------------------------|------------------------------|---------------------------------|------------------------------|--|------------------------------|---------------------------------|------------------------------|---------------------------------|------------------------------|---------------------------------|------------------------------|---------------------------------|----------------------------------|------------------------------------|----------------------------------|--------|
| Juan Samuel, R (1, 4)<br>OBP: 0.295, SLG: 0.441     | 0-0<br>1B SF8<br>1B                                   | 0-0<br>G5-3<br>2-3f             |                              |                                 | 0-0<br>6-3                   |                                  | 0-0<br>6-3                   |                                 | 0-0<br>SF8<br>2-H            | 4 1 1 1 0 0 2  |                              |                                 |                              |                                 |                              |                                 |                              |                                 |                                  |                                    |                                  |        |
| Jeff Stone, L (1, 7)<br>OBP: 0.347, SLG: 0.532      | 0-0<br>SF8<br>1-3<br>1B                               |                                 | 0-0<br>F8<br>1B              |                                 | 0-0<br>6-3                   |                                  | 4-0<br>BB                    |                                 | 0-0<br>HR                    | 3 0 2 0 0 0 0<br>1 1 1 1 1 0 0                                   |                              |                                 |                              |                                 |                              |                                 |                              |                                 |                                  |                                    |                                  |        |
| Garry Maddox, R (5, 8)<br>OBP: 0.529, SLG: 0.714    |   |                                 |                              |                                 |                              |                                  |                              |                                 |                              |  |                              |                                 |                              |                                 |                              |                                 |                              |                                 |                                  |                                    |                                  |        |
| Von Hayes, L (1, 8)<br>OBP: 0.383, SLG: 0.380       | 0-0<br>SF8<br>1-2<br>3-H                              |                                 | 0-3<br>K                     |                                 | 0-0<br>E1                    |                                  | 0-3<br>K                     |                                 | 0-0<br>F7                    | 4 0 0 1 0 2 2  |                              |                                 |                              |                                 |                              |                                 |                              |                                 |                                  |                                    |                                  |        |
| Mike Schmidt, R (1, 5)<br>OBP: 0.276, SLG: 0.277    | 0-0<br>F9   |                                 | 0-0<br>F8                    |                                 | 0-0<br>F8                    |                                  | 0-0<br>F6                    |                                 | 0-0<br>HR                    | 5 1 1 1 0 0 4  |                              |                                 |                              |                                 |                              |                                 |                              |                                 |                                  |                                    |                                  |        |
| Tim Corcoran, L (1, 3)<br>OBP: 0.400, SLG: 0.389    | 0-3<br>K  |                                 | 4-0<br>BB                    |                                 | 0-0<br>F9 1B<br>1B           |                                  | 0-0<br>6-3                   |                                 | 0-0<br>6-3                   | 4 0 1 0 1 1 1  |                              |                                 |                              |                                 |                              |                                 |                              |                                 |                                  |                                    |                                  |        |
| Ozzie Virgil, R (1, 2)<br>OBP: 0.317, SLG: 0.550    |   | 0-0<br>HR                       | 0-0<br>6-3                   |                                 | 0-0<br>F4                    |                                  | 0-0<br>HR                    |                                 |                              | 4 2 2 2 0 0 3  |                              |                                 |                              |                                 |                              |                                 |                              |                                 |                                  |                                    |                                  |        |
| Greg Gross, L (1, 9)<br>OBP: 0.300, SLG: 0.368      |   |                                 |                              | 0-0<br>3-1                      |                              | 0-0<br>1-2<br>1B                 |                              | 0-0<br>4-3                      |                              | 4 0 2 0 0 0 0<br>0 0 0 0 0 0 0                                   |                              |                                 |                              |                                 |                              |                                 |                              |                                 |                                  |                                    |                                  |        |
| Don Carman, L (8, 1)                                |   | 0-0<br>G5-3<br>1B<br>1B         |                              |                                 | 0-0<br>6-3                   |                                  | 0-0<br>F9<br>2-3             |                                 | 0-0<br>F8                    | 2 0 1 0 0 0 0<br>1 0 0 0 0 0 2<br>1 0 0 0 0 0 0                  |                              |                                 |                              |                                 |                              |                                 |                              |                                 |                                  |                                    |                                  |        |
| Steve Jeltz, S (1, 6)<br>OBP: 0.273, SLG: 0.200     |   |                                 |                              |                                 |                              |                                  |                              |                                 |                              |  |                              |                                 |                              |                                 |                              |                                 |                              |                                 |                                  |                                    |                                  |        |
| John Wockenfuss, R (6, PH)                          |   | 0-0<br>1-2<br>1B                |                              | 0-0<br>6-3                      |                              | 0-3<br>K                         |                              |                                 |                              | 2 0 0 0 0 1 2<br>1 0 0 0 0 1 2<br>0 0 0 0 0 0 0<br>1 1 1 0 0 0 0 |                              |                                 |                              |                                 |                              |                                 |                              |                                 |                                  |                                    |                                  |        |
| Luis Aguayo, R (6, 6)                               |   |                                 |                              |                                 |                              |                                  |                              |                                 |                              |  |                              |                                 |                              |                                 |                              |                                 |                              |                                 |                                  |                                    |                                  |        |
| John Denny, R (1, 1)                                |   | 0-0<br>B3                       |                              | 0-3<br>K                        |                              | 0-3<br>K                         |                              |                                 | 0-0<br>WP<br>SF8<br>2B       |  |                              |                                 |                              |                                 |                              |                                 |                              |                                 |                                  |                                    |                                  |        |
| Darren Daulton, L (6, PH)<br>OBP: 0.167, SLG: 0.167 |   |                                 |                              |                                 |                              |                                  |                              |                                 |                              |  |                              |                                 |                              |                                 |                              |                                 |                              |                                 |                                  |                                    |                                  |        |
| Pat Zachry, R (6, 1)                                |   |                                 |                              |                                 |                              |                                  |                              |                                 |                              |  |                              |                                 |                              |                                 |                              |                                 |                              |                                 |                                  |                                    |                                  |        |
| Glenn Wilson, R (8, 7)<br>OBP: 0.319, SLG: 0.467    |   |                                 |                              |                                 |                              |                                  |                              |                                 |                              |  |                              |                                 |                              |                                 |                              |                                 |                              |                                 |                                  |                                    |                                  |        |
| <b>Inning Stats</b>                                 | R: 1<br>E: 0<br>K: 1<br>S: 7                          | H: 2<br>LOB: 1<br>BB: 0<br>P: 7 | R: 1<br>E: 0<br>K: 0<br>S: 5 | H: 3<br>LOB: 1<br>BB: 0<br>P: 5 | R: 0<br>E: 0<br>K: 1<br>S: 6 | H: 1<br>LOB: 2<br>BB: 1<br>P: 10 | R: 0<br>E: 0<br>K: 1<br>S: 5 | H: 0<br>LOB: 0<br>BB: 0<br>P: 5 | R: 0<br>E: 1<br>K: 0<br>S: 4 | H: 0<br>LOB: 1<br>BB: 0<br>P: 4                                  | R: 0<br>E: 0<br>K: 1<br>S: 7 | H: 2<br>LOB: 2<br>BB: 0<br>P: 7 | R: 0<br>E: 0<br>K: 1<br>S: 5 | H: 0<br>LOB: 1<br>BB: 1<br>P: 9 | R: 1<br>E: 0<br>K: 0<br>S: 4 | H: 1<br>LOB: 0<br>BB: 0<br>P: 4 | R: 3<br>E: 0<br>K: 0<br>S: 6 | H: 3<br>LOB: 0<br>BB: 0<br>P: 6 | 1B: 7<br>2B: 1<br>3B: 0<br>HR: 4 | SF: 2<br>SAC: 0<br>DP: 1<br>HBP: 0 | WP: 1<br>PB: 0<br>SB: 1<br>CS: 0 | PA: 41 |
| <b>PITCHER</b>                                      | IP WLS BF H R ER SO BB IBB HBP BLK WP HR S P ERA WHIP |                                 |                              |                                 |                              |                                  |                              |                                 |                              |  |                              |                                 |                              |                                 |                              |                                 |                              |                                 |                                  |                                    |                                  |        |
| Bryn Smith, R (1, 1)<br>ERA: 2.7                    | 6.0 W 27 8 2 2 4 1 0 0 0 0 1 34 38 3.00 1.500         |                                 |                              |                                 |                              |                                  |                              |                                 |                              |  |                              |                                 |                              |                                 |                              |                                 |                              |                                 |                                  |                                    |                                  |        |
| Dan Schatzeder, L (7, 1)<br>ERA: 9.0                | 2.2 13 4 4 4 1 1 0 0 0 1 3 14 18 13.50 1.875          |                                 |                              |                                 |                              |                                  |                              |                                 |                              |  |                              |                                 |                              |                                 |                              |                                 |                              |                                 |                                  |                                    |                                  |        |
| Tim Burke, R (9, 1)<br>ERA: 3.72                    | 0.1 S 1 0 0 0 0 0 0 0 0 0 0 0 1 1 0.00 0.000          |                                 |                              |                                 |                              |                                  |                              |                                 |                              |  |                              |                                 |                              |                                 |                              |                                 |                              |                                 |                                  |                                    |                                  |        |

Philadelphia Phillies @ Montreal Expos  
Olympic Stadium, Montreal, QB  
Wed Apr 24 1985, 3:33 AM EST  
Att. 10,417 - Unknown

livebaseballscorecards.com

|     |    |
|-----|----|
| AB  | 37 |
| R   | 6  |
| H   | 12 |
| RBI | 6  |
| BB  | 2  |
| SO  | 5  |
| LOB | 18 |







| Batter  | 1   | 2                                | 3                            | 4                                | 5                             | 6                               | 7                               | 8                               | 9                            | AB R H RBI BB SO LOB            | TOP                          |                                 |                              |                                  |                              |                                 |                              |                                 |                                  |                                    |                                  |        |
|---|---|----------------------------------|------------------------------|----------------------------------|-------------------------------|---------------------------------|---------------------------------|---------------------------------|------------------------------|---------------------------------|------------------------------|---------------------------------|------------------------------|----------------------------------|------------------------------|---------------------------------|------------------------------|---------------------------------|----------------------------------|------------------------------------|----------------------------------|--------|
| Bob Dernier, R<br>OBP: 0.281, SLG: 0.245<br>(1, 8) X  | 0-0<br>S 23 1B<br>E<br>1B                             | 0-0<br>F8                        |                              | 0-0<br>B1-3                      | 0-0<br>FC5-4<br>1-2f          |                                 | 4-0<br>BB                       |                                 |                              | 4 1 1 0 1 0 1                   |                              |                                 |                              |                                  |                              |                                 |                              |                                 |                                  |                                    |                                  |        |
| 23 Ryne Sandberg, R<br>OBP: 0.203, SLG: 0.306<br>(1, 4) X   | 0-0<br>S<br>1-2 HR<br>1B                              | 0-0<br>BB<br>SF9<br>1B           |                              | 0-0<br>HR                        |                               | 0-0<br>E6<br>FC6-4 HBP<br>SF9   | 0-3<br>K                        |                                 |                              | 5 4 3 1 0 1 2                   |                              |                                 |                              |                                  |                              |                                 |                              |                                 |                                  |                                    |                                  |        |
| Gary Matthews, R<br>OBP: 0.446, SLG: 0.465<br>Leon Durham, L<br>OBP: 0.261, SLG: 0.364<br>(1, 7) B B B B<br>(6, PR)<br>(6, 3) | 4-0<br>HR<br>BB                                       | 0-0<br>SF9 BB<br>1-2<br>1B       |                              | 4-0<br>1B<br>BB                  |                               | H 1-0<br>FC6-4<br>1-2 HBP       |                                 | 0-0<br>F7                       |                              | 1 1 1 0 2 0 0<br>1 0 0 0 0 0 0  |                              |                                 |                              |                                  |                              |                                 |                              |                                 |                                  |                                    |                                  |        |
| Davey Lopes, R<br>OBP: 0.500, SLG: 0.550<br>(1, 9)<br>(6, 7)  | 0-0<br>HR   | 4-0<br>S<br>BB                   |                              | 0-0<br>1B                        |                               | X 0-0<br>FC6-4<br>1-2f<br>2-3   |                                 | 0-0<br>1B                       |                              | 4 1 3 3 1 0 2                   |                              |                                 |                              |                                  |                              |                                 |                              |                                 |                                  |                                    |                                  |        |
| Keith Moreland, R<br>OBP: 0.367, SLG: 0.412<br>(1, 3)<br>(6, 9)   | 0-0<br>2B<br>1B                                       | 0-0<br>SF9                       |                              | 0-0<br>F9                        |                               | X 0-0<br>SF9                    |                                 | 0-0<br>L5                       |                              | 3 0 1 2 0 0 3                   |                              |                                 |                              |                                  |                              |                                 |                              |                                 |                                  |                                    |                                  |        |
| Ron Cey, R<br>OBP: 0.207, SLG: 0.264<br>(1, 5)<br>S S S   | 0-3<br>K  | 0-3<br>K                         |                              | 0-0<br>F6                        |                               | S S S 0-3<br>K                  |                                 | 0-0<br>F9                       |                              | 5 0 0 0 0 3 8                   |                              |                                 |                              |                                  |                              |                                 |                              |                                 |                                  |                                    |                                  |        |
| Jody Davis, R<br>OBP: 0.298, SLG: 0.442<br>(1, 2) X   | 0-0<br>1-3<br>2B                                      |                                  | 0-3<br>K                     |                                  | 0-0<br>FC1-6<br>1B            |                                 | X 0-0<br>E6<br>FC4-6            |                                 | X 0-0<br>F9                  | 5 0 2 0 0 1 0                   |                              |                                 |                              |                                  |                              |                                 |                              |                                 |                                  |                                    |                                  |        |
| Shawon Dunston, R<br>OBP: 0.233, SLG: 0.310<br>(1, 6) X   | 0-0<br>F6   |                                  | 0-0<br>F7                    |                                  | 0-0<br>F9                     |                                 | X 0-0<br>FC4-6<br>SH1-4<br>1-2f |                                 | X 0-0<br>F3                  | 5 0 0 0 0 0 4                   |                              |                                 |                              |                                  |                              |                                 |                              |                                 |                                  |                                    |                                  |        |
| Dennis Eckersley, R<br>OBP: 0.200, SLG: 0.200<br>(1, 1) X   | 0-0<br>F4   |                                  | 0-0<br>1-3                   |                                  | 0-0<br>FC1-6<br>FC5-4<br>1-2f |                                 | X 0-0<br>SH1-4                  |                                 | 0-3<br>K                     | 4 0 0 0 0 1 3                   |                              |                                 |                              |                                  |                              |                                 |                              |                                 |                                  |                                    |                                  |        |
| <b>Inning Stats</b>   | R: 4<br>E: 0<br>K: 1<br>S: 10                         | H: 5<br>LOB: 2<br>BB: 1<br>P: 14 | R: 1<br>E: 0<br>K: 1<br>S: 7 | H: 2<br>LOB: 2<br>BB: 1<br>P: 11 | R: 0<br>E: 0<br>K: 1<br>S: 5  | H: 0<br>LOB: 0<br>BB: 0<br>P: 5 | R: 1<br>E: 0<br>K: 0<br>S: 5    | H: 2<br>LOB: 2<br>BB: 1<br>P: 9 | R: 0<br>E: 0<br>K: 0<br>S: 4 | H: 1<br>LOB: 1<br>BB: 0<br>P: 4 | R: 1<br>E: 1<br>K: 1<br>S: 6 | H: 0<br>LOB: 2<br>BB: 0<br>P: 7 | R: 0<br>E: 1<br>K: 1<br>S: 6 | H: 0<br>LOB: 2<br>BB: 1<br>P: 10 | R: 0<br>E: 0<br>K: 0<br>S: 4 | H: 1<br>LOB: 1<br>BB: 0<br>P: 4 | R: 0<br>E: 0<br>K: 1<br>S: 5 | H: 0<br>LOB: 0<br>BB: 0<br>P: 5 | 1B: 8<br>2B: 1<br>3B: 0<br>HR: 2 | SF: 2<br>SAC: 1<br>DP: 0<br>HBP: 1 | WP: 0<br>PB: 0<br>SB: 5<br>CS: 0 | PA: 45 |
| <b>PITCHER</b>  | IP WLS BF H R ER SO BB IBB HBP BLK WP HR S P ERA WHIP |                                  |                              |                                  |                               |                                 |                                 |                                 |                              |                                 |                              |                                 |                              |                                  |                              |                                 |                              |                                 |                                  |                                    |                                  |        |
| Jerry Koosman, L<br>ERA: 6.48<br>(1, 1)   | 1.1 L 12 7 5 5 1 1 0 0 0 0 0 1 13 17 33.75 6.000      |                                  |                              |                                  |                               |                                 |                                 |                                 |                              |                                 |                              |                                 |                              |                                  |                              |                                 |                              |                                 |                                  |                                    |                                  |        |
| Kevin Gross, R<br>ERA: 3.27<br>(2, 1)   | 0.2 3 0 0 0 1 1 0 0 0 0 0 0 4 8 0.00 1.500            |                                  |                              |                                  |                               |                                 |                                 |                                 |                              |                                 |                              |                                 |                              |                                  |                              |                                 |                              |                                 |                                  |                                    |                                  |        |
| Pat Zachry, R<br>ERA: 4.91<br>(3, 1)  | 3.0 13 3 1 1 1 1 0 0 0 0 0 1 14 18 3.00 1.333         |                                  |                              |                                  |                               |                                 |                                 |                                 |                              |                                 |                              |                                 |                              |                                  |                              |                                 |                              |                                 |                                  |                                    |                                  |        |
| Charles Hudson, R<br>ERA: 4.35<br>(6, 1)  | 2.0 10 0 1 0 2 1 0 1 0 0 0 0 12 17 0.00 0.500         |                                  |                              |                                  |                               |                                 |                                 |                                 |                              |                                 |                              |                                 |                              |                                  |                              |                                 |                              |                                 |                                  |                                    |                                  |        |
| Larry Andersen, R<br>ERA: 5.68<br>(8, 1)  | 1.0 4 1 0 0 0 0 0 0 0 0 0 0 4 4 0.00 1.000            |                                  |                              |                                  |                               |                                 |                                 |                                 |                              |                                 |                              |                                 |                              |                                  |                              |                                 |                              |                                 |                                  |                                    |                                  |        |
| <b>PITCHER</b>  | IP WLS BF H R ER SO BB IBB HBP BLK WP HR S P ERA WHIP |                                  |                              |                                  |                               |                                 |                                 |                                 |                              |                                 |                              |                                 |                              |                                  |                              |                                 |                              |                                 |                                  |                                    |                                  |        |
| Don Carman, L<br>ERA:<br>(9, 1)   | 1.0 3 0 0 0 1 0 0 0 0 0 0 0 5 5 0.00 0.000            |                                  |                              |                                  |                               |                                 |                                 |                                 |                              |                                 |                              |                                 |                              |                                  |                              |                                 |                              |                                 |                                  |                                    |                                  |        |

Chicago Cubs @ Philadelphia Phillies  
Veterans Stadium, Philadelphia, PA  
Fri Apr 26 1985, 6:05 PM EST  
Att: 27,187 - Unknown

livebaseballscores.com

|     |    |
|-----|----|
| AB  | 37 |
| R   | 7  |
| H   | 11 |
| RBI | 6  |
| BB  | 4  |
| SO  | 6  |
| LOB | 23 |



| Batter   | 1      | 2       | 3       | 4       | 5      | 6      | 7       | 8      | 9         | AB | R | H | RBI | BB | SO | LOB |
|--|--------|---------|---------|---------|--------|--------|---------|--------|-----------|----|---|---|-----|----|----|-----|
| Juan Samuel, R (1, 4)<br>OBP: 0.273, SLG: 0.406  | 0-3 K  |         | 0-0 5-3 |         | 0-0 F4 |        | 0-0 4-3 |        | 0-0 FC6-4 | 5  | 0 | 0 | 0   | 0  | 1  | 3   |
| Garry Maddox, R (1, 8)<br>OBP: 0.476, SLG: 0.611   | 0-3 K  |         | 0-0 1B  |         |        | 0-0 F4 |         | 0-0 F6 |           | 4  | 0 | 1 | 0   | 0  | 1  | 0   |
| Von Hayes, L (1, 7)  | 0-0 1B |         | 0-0 F9  |         |        | 0-0 1B |         | 0-0 F8 |           | 4  | 0 | 2 | 0   | 0  | 0  | 1   |
| Mike Schmidt, R (1, 5)<br>OBP: 0.238, SLG: 0.255   | 0-0 F8 |         | 0-0 F3  |         |        | 0-0 L6 |         | 0-0 F6 |           | 4  | 0 | 0 | 0   | 0  | 0  | 3   |
| Ozzie Virgil, R (1, 2)<br>OBP: 0.311, SLG: 0.545   |        | 0-0 F7  |         | 0-0 5-3 |        | 0-0 F5 |         |        | 0-0 3B    | 4  | 1 | 1 | 0   | 0  | 0  | 1   |
| Glenn Wilson, R (1, 9)<br>OBP: 0.333, SLG: 0.510   |        | 0-0 F4  |         | 0-3 K   |        |        | 0-0 1B  |        | 0-0 3-1   | 4  | 1 | 2 | 1   | 0  | 1  | 0   |
| John Russell, R (1, 3)<br>OBP: 0.238, SLG: 0.263   |        | 0-0 E   |         | 0-0 F9  |        |        | 0-0 1B  |        | 0-3 K     | 4  | 1 | 2 | 0   | 0  | 1  | 1   |
| Steve Jeltz, S (1, 6)<br>OBP: 0.255, SLG: 0.186  |        | 0-0 E6  |         |         | 0-0 F8 |        | 0-3 K   |        | 0-0 3-1   | 3  | 0 | 0 | 0   | 0  | 1  | 2   |
| Darren Daulton, L (9, PH)<br>OBP: 0.143, SLG: 0.143  |        | 0-0 2-H |         |         | 0-0 F8 |        | 0-3 K   |        | 0-0 3-H   | 1  | 0 | 0 | 1   | 0  | 0  | 0   |
| Jerry Kosman, R<br>Kevin Gross, R<br>Greg Gross, L<br>Pat Zachry, R<br>Jeff Stone, L<br>Charles Hudson, S<br>Tim Corcoran, L<br>Larry Andersen, R<br>Don Garman, L<br>John Wockenfuss, R |        | 0-0 F7  |         |         | 0-0 F8 |        | 0-0 F8  |        | 0-0 FC6-4 | 0  | 0 | 0 | 0   | 0  | 0  | 0   |

| Inning Stats                                       | R: 0 | H: 1 | E: 0 | K: 2 | S: 8 | LOB: 1 | BB: 0 | P: 8 | R: 1 | H: 1 | E: 1 | K: 0 | S: 5 | LOB: 1 | BB: 0 | P: 5 | R: 0  | H: 1 | E: 0 | K: 0 | S: 4 | LOB: 0 | BB: 0 | P: 5 | R: 0 | H: 0 | E: 0 | K: 1 | S: 5 | LOB: 0 | BB: 0 | P: 5 | R: 0 | H: 0 | E: 0 | K: 0 | S: 3 | LOB: 0 | BB: 0 | P: 3 | R: 0 | H: 1 | E: 0 | K: 0 | S: 4 | LOB: 1 | BB: 0 | P: 4 | R: 0 | H: 2 | E: 0 | K: 1 | S: 7 | LOB: 2 | BB: 0 | P: 7 | R: 0 | H: 0 | E: 0 | K: 0 | S: 3 | LOB: 0 | BB: 0 | P: 3 | R: 2 | H: 3 | E: 0 | K: 1 | S: 8 | LOB: 1 | BB: 0 | P: 8 | 1B: 6 | SF: 0 | 2B: 2 | SAC: 0 | 3B: 1 | DP: 0 | HR: 0 | HBP: 0 | WP: 0 | PA: 37 |
|--|------|------|------|------|------|--------|-------|------|------|------|------|------|------|--------|-------|------|-------|------|------|------|------|--------|-------|------|------|------|------|------|------|--------|-------|------|------|------|------|------|------|--------|-------|------|------|------|------|------|------|--------|-------|------|------|------|------|------|------|--------|-------|------|------|------|------|------|------|--------|-------|------|------|------|------|------|------|--------|-------|------|-------|-------|-------|--------|-------|-------|-------|--------|-------|--------|
| PITCHER<br>Dennis Eckersley, R (1, 1)<br>ERA: 1.85 | IP   | WLS  | BF   | H    | R    | ER     | SO    | BB   | IBB  | HBP  | BLK  | WP   | HR   | S      | P     | ERA  | WHIP  |      |      |      |      |        |       |      |      |      |      |      |      |        |       |      |      |      |      |      |      |        |       |      |      |      |      |      |      |        |       |      |      |      |      |      |      |        |       |      |      |      |      |      |      |        |       |      |      |      |      |      |      |        |       |      |       |       |       |        |       |       |       |        |       |        |
|  | 9.0  | W    | 37   | 9    | 3    | 2      | 5     | 0    | 0    | 0    | 0    | 0    | 0    | 47     | 47    | 2.00 | 1.000 |      |      |      |      |        |       |      |      |      |      |      |      |        |       |      |      |      |      |      |      |        |       |      |      |      |      |      |      |        |       |      |      |      |      |      |      |        |       |      |      |      |      |      |      |        |       |      |      |      |      |      |      |        |       |      |       |       |       |        |       |       |       |        |       |        |


**BOTTOM**

**Chicago Cubs @ Philadelphia Phillies**  
Veterans Stadium, Philadelphia, PA

Fri Apr 26 1985, 6:05 PM EST  
Att. 27,187 - Unknown

livebaseballscorecards.com

|     |    |
|-----|----|
| AB  | 37 |
| R   | 3  |
| H   | 9  |
| RBI | 2  |
| BB  | 0  |
| SO  | 5  |
| LOB | 14 |





| Batter   | 1   | 2   | 3   | 4   | 5   | 6   | 7   | 8  | 9   | AB R H RBI BB SO LOB                                       | TOP                                     |  |
|--|---|---|---|---|---|---|---|--|---|--|---|--|
| Bob Dernier, R (1, 8)<br>OBP: 0.328, SLG: 0.259      | 4-0<br>E 23 S<br>9-2<br>BB                            |   | x 0-0<br>1B   |   |   | x 4-0<br>23 F4<br>BB                                |   | x 4-0<br>G3 23 BB<br>BB                              |   | 1 0 1 0 3 0 0  |   |  |
| 23 Ryne Sandberg, R (1, 4)<br>OBP: 0.206, SLG: 0.292 | 0-3<br>K<br>1-2                                       |   | x 0-0<br>F7   |   |   | x 0-0<br>F4<br>1-2                                  |   | x 4-0<br>G3<br>1-2 2-3<br>BB                         |   | 3 0 0 0 1 1 3  |   |  |
| Gary Matthews, R (1, 7)<br>OBP: 0.417, SLG: 0.426    | x 0-0<br>E5<br>2-3                                    |   |   | x 0-0<br>F7   |   | x 0-0<br>F9   |   | x 0-0<br>G3<br>1-2 2-3 3-H                           |   | 4 0 0 1 0 0 3  |   |  |
| Davey Lopes, R (1, 9)<br>OBP: 0.429, SLG: 0.458      | x 0-0<br>9-2<br>3-H                                   |   |   | x 0-0<br>4-3  |   |   | x 0-0<br>F8   | x 0-0<br>5-3   |   | 4 0 0 0 0 0 4  |   |  |
| Keith Moreland, R (1, 3)<br>OBP: 0.344, SLG: 0.382   |   | x 0-0<br>F8   |   | x 0-0<br>F8   |   |   | x 0-0<br>F6   | x 0-0<br>5-3   |   | 4 0 0 0 0 0 0  |   |  |
| Chris Speier, R (1, 5)<br>OBP: 0.333, SLG: 0.429     |   | x 0-0<br>3-1  |   |   | x 0-0<br>6-3  |   | x 0-0<br>1B   | x 4-0<br>1B<br>BB                                    |   | 3 0 1 0 1 0 0  |   |  |
| Jody Davis, R (1, 2)<br>OBP: 0.314, SLG: 0.468       |   | x 0-0<br>F9   |   |   | x 0-0<br>2B   |   | x 0-0<br>G3   | x 0-0<br>1B  |   | 4 0 2 0 0 0 1  |   |  |
| Shawon Dunston, R (1, 6)<br>OBP: 0.239, SLG: 0.311   |   |   | x 0-0<br>F8   |   | x 0-0<br>F4   |   |   | x 0-0<br>E8 23 BB<br>G3 1B                           | x 0-0<br>L4   | 3 1 1 0 0 0 1  |   |  |
| Thad Bosley, L (9, PH)<br>OBP: 0.333, SLG: 0.750     |   |   |   |   |   |   |   |  |   | 1 0 0 0 0 0 2  |   |  |
| Scott Sanderson, R (1, 1)                            |   |   | x 0-0<br>1-3  |   | x 0-0<br>1-3  |   |   | x 0-0<br>F9  | x 0-0<br>1-3  | 2 0 0 0 0 0 1  |   |  |
| George Frazier, R (6, 1)                             |   |   |   |   |   |   |   |  |   | 0 0 0 0 0 0 0  |   |  |
| Gary Woods, R (8, PH)                                |   |   |   |   |   |   |   |  |   | 1 0 0 0 0 0 1  |   |  |
| Lary Sorensen, R (8, 1)                              |   |   |   |   |   |   |   |  |   | 0 0 0 0 0 0 0  |   |  |
| Leon Durham, L (9, PH)<br>OBP: 0.255, SLG: 0.356     |   |   |   |   |   |   |   |  |   | 1 0 0 0 0 0 2  |   |  |
| <b>Inning Stats</b>                                  | R: 0 H: 0<br>E: 1 LOB: 1<br>K: 1 BB: 1<br>S: 5 P: 9   | R: 0 H: 0<br>E: 0 LOB: 0<br>K: 0 BB: 0<br>S: 3 P: 3 | R: 0 H: 1<br>E: 0 LOB: 1<br>K: 0 BB: 0<br>S: 4 P: 4 | R: 0 H: 0<br>E: 0 LOB: 0<br>K: 0 BB: 0<br>S: 3 P: 3 | R: 0 H: 1<br>E: 0 LOB: 1<br>K: 0 BB: 0<br>S: 4 P: 4 | R: 0 H: 0<br>E: 0 LOB: 0<br>K: 0 BB: 1<br>S: 2 P: 6 | R: 0 H: 1<br>E: 0 LOB: 1<br>K: 0 BB: 0<br>S: 4 P: 4 | R: 1 H: 1<br>E: 1 LOB: 2<br>K: 0 BB: 2<br>S: 4 P: 12 | R: 0 H: 1<br>E: 0 LOB: 2<br>K: 0 BB: 1<br>S: 4 P: 8 | 1B: 4 SF: 0<br>2B: 2 SAC: 0<br>3B: 0 DP: 1<br>HR: 0 HBP: 0 | WP: 0 PA: 36<br>PB: 0<br>SB: 1<br>CS: 0 |  |
| <b>PITCHER</b>                                       | IP WLS BF H R ER SO BB IBB HBP BLK WP HR S P ERA WHIP |   |   |   |   |   |   |  |   |  |   |  |
| Shane Rawley, L (1, 1)<br>ERA: 1.82                  | 7.1 W 29 4 1 1 1 4 0 0 0 0 0 0 27 43 1.23 1.091       |   |   |   |   |   |   |  |   |  |   |  |
| Larry Andersen, R (8, 1)<br>ERA: 5.14                | 0.2 2 0 0 0 0 0 0 0 0 0 0 0 2 2 0.00 0.000            |   |   |   |   |   |   |  |   |  |   |  |
| Kent Tekulve, R (9, 1)<br>ERA: 6.48                  | 1.0 5 1 0 0 0 0 1 0 0 0 0 0 4 8 0.00 2.000            |   |   |   |   |   |   |  |   |  |   |  |

Chicago Cubs @ Philadelphia Phillies  
Veterans Stadium, Philadelphia, PA  
Sat Apr 27 1985, 6:05 PM EST  
Att. 25,220 - Unknown

livebaseballscorecards.com

|     |    |
|-----|----|
| AB  | 31 |
| R   | 1  |
| H   | 5  |
| RBI | 1  |
| BB  | 5  |
| SO  | 1  |
| LOB | 18 |



| Batter   | 1          | 2         | 3          | 4                      | 5                | 6                | 7                       | 8         | 9 |
|--|------------|-----------|------------|------------------------|------------------|------------------|-------------------------|-----------|---|
| Juan Samuel, R<br>OBP: 0.254, SLG: 0.377<br>(1, 4)   | 0-0<br>6-3 |           | 0-3<br>K   |                        | 0-3<br>K         |                  | 0-0<br>6-3              | 0-0<br>F4 |   |
| Jeff Stone, L<br>OBP: 0.352, SLG: 0.510<br>Garry Maddox, R<br>OBP: 0.476, SLG: 0.611<br>(1, 7)<br>(8, 8)                   | 0-0<br>1B  |           | 0-0<br>3-1 |                        | 4-0<br>CS<br>BB  |                  | 0-0<br>F6               |           |   |
| Von Hayes, L<br>OBP: 0.412, SLG: 0.448<br>(1, 8)<br>(8, 7)   | 0-3<br>K   |           |            | 0-0<br>1B<br>SF7<br>1B | 0-0<br>CS<br>1-2 | 0-0<br>3B        | 0-0<br>S<br>1B          |           |   |
| Mike Schmidt, R<br>OBP: 0.273, SLG: 0.259<br>(1, 5)  | 0-0<br>5-3 |           |            | 0-0<br>BB<br>1-3<br>1B |                  | 0-0<br>F2        | 4-0<br>S<br>1B<br>IBB   |           |   |
| Ozzie Virgil, R<br>OBP: 0.347, SLG: 0.553<br>(1, 2)  |            | 0-0<br>1B |            | 0-3<br>K               |                  | 4-0<br>3B<br>IBB | 0-0<br>1-H<br>2-H<br>1B |           |   |
| Glenn Wilson, R<br>OBP: 0.327, SLG: 0.538<br>(1, 9)  |            | 0-0<br>F9 |            | 0-0<br>SF7             |                  | 0-0<br>E<br>3B   | 0-0<br>F5               |           |   |
| John Russell, R<br>OBP: 0.240, SLG: 0.227<br>Kent Tekulve, R<br>(1, 3)<br>(9, 1)   |            | 0-0<br>F4 |            | 4-0<br>BB<br>1-2<br>BB |                  | 0-3<br>K         | 0-0<br>F3               |           |   |
| Luis Aguayo, R<br>(1, 6)   |            | 0-0<br>F4 |            | 0-3<br>K               |                  | 0-0<br>E6        | 0-0<br>F2               |           |   |
| Shane Rawley, R<br>Larry Andersen, R<br>Tim Corcoran, L<br>OBP: 0.405, SLG: 0.395<br>(1, 1)<br>(8, 1)<br>(8, PH)<br>(9, 3) |            |           | 0-0<br>1-3 |                        | 0-0<br>F7        | 0-0<br>6-3       | 0-0<br>1B               |           |   |

| Inning Stats                     | R: 0<br>E: 0<br>K: 1<br>S: 6       | H: 1<br>LOB: 1<br>BB: 0<br>P: 6 | R: 0<br>E: 0<br>K: 0<br>S: 4 | H: 1<br>LOB: 1<br>BB: 0<br>P: 4 | R: 0<br>E: 0<br>K: 1<br>S: 5 | H: 0<br>LOB: 0<br>BB: 0<br>P: 5 | R: 1<br>E: 0<br>K: 2<br>S: 9 | H: 2<br>LOB: 2<br>BB: 1<br>P: 13 | R: 0<br>E: 0<br>K: 1<br>S: 4 | H: 0<br>LOB: 0<br>BB: 1<br>P: 8 | R: 3<br>E: 1<br>K: 1<br>S: 8 | H: 2<br>LOB: 1<br>BB: 1<br>P: 12 | R: 2<br>E: 0<br>K: 0<br>S: 5 | H: 2<br>LOB: 1<br>BB: 1<br>P: 9 | R: 0<br>E: 0<br>K: 0<br>S: 4 | H: 1<br>LOB: 1<br>BB: 0<br>P: 4 |
|----------------------------------|------------------------------------|---------------------------------|------------------------------|---------------------------------|------------------------------|---------------------------------|------------------------------|----------------------------------|------------------------------|---------------------------------|------------------------------|----------------------------------|------------------------------|---------------------------------|------------------------------|---------------------------------|
| 1B: 7<br>2B: 0<br>3B: 2<br>HR: 0 | SF: 1<br>SAC: 0<br>DP: 0<br>HBP: 0 | WP: 0<br>PA: 38                 |                              |                                 |                              |                                 |                              |                                  |                              |                                 |                              |                                  |                              |                                 |                              |                                 |

| PITCHER                                   | IP  | WLS | BF | H | R | ER | SO | BB | IBB | HBP | BLK | WP | HR | S  | P  | ERA   | WHIP  |
|---|-----|-----|----|---|---|----|----|----|-----|-----|-----|----|----|----|----|-------|-------|
| Scott Sanderson, R<br>ERA: 2.65<br>(1, 1) | 5.1 | L   | 24 | 6 | 4 | 3  | 5  | 2  | 1   | 0   | 0   | 0  | 0  | 31 | 43 | 5.06  | 1.500 |
| George Frazier, R<br>ERA: 11.57<br>(6, 1) | 1.2 |     | 9  | 2 | 2 | 2  | 1  | 0  | 1   | 0   | 0   | 0  | 0  | 10 | 14 | 10.80 | 1.200 |
| Lary Sorensen, R<br>ERA: 6.0<br>(8, 1)    | 1.0 |     | 4  | 1 | 0 | 0  | 0  | 0  | 0   | 0   | 0   | 0  | 0  | 4  | 4  | 0.00  | 1.000 |

BOTTOM

Chicago Cubs @ Philadelphia Phillies  
Veterans Stadium, Philadelphia, PA  
Sat Apr 27 1985, 6:05 PM EST  
Att. 25,220 - Unknown

livebaseballscores.com

|     |    |
|-----|----|
| AB  | 32 |
| R   | 6  |
| H   | 9  |
| RBI | 5  |
| BB  | 4  |
| SO  | 6  |
| LOB | 14 |





| Batter   | 1   | 2   | 3   | 4   | 5   | 6   | 7   | 8   | 9   | AB R H RBI BB SO LOB                                       | TOP                                     |                |   |
|--|---|---|---|---|---|---|---|---|---|--|---|----------------|---|
| Bob Dernier, R (1, 8)<br>OBP: 0.323, SLG: 0.259      | 0-0<br>23 E<br>1B                                     |   | 0-0<br>FC2-6<br>23<br>9-3                           |   |   | 0-0<br>L7   |   | 0-3<br>K  |   | 4 0 1 0 0 1 1  |   |                |   |
| 23 Ryne Sandberg, R (1, 4)<br>OBP: 0.194, SLG: 0.275 | 0-3<br>K<br>1-3                                       |   | 0-0<br>9-3  |   |   | 0-0<br>F7   |   | 0-0<br>5-3  |   | 4 0 0 0 0 1 2  |   |                |   |
| Gary Matthews, R (1, 7)<br>OBP: 0.406, SLG: 0.412    | 0-3<br>K  |   |   |   |   |   |   |   |   | 4 1 1 0 0 2 1  |   |                |   |
| Leon Durham, L (1, 3)<br>OBP: 0.255, SLG: 0.367      | 0-0<br>3-1  |   |   |   |   |   |   |   |   | 4 1 1 1 0 1 1  |   |                |   |
| Keith Moreland, R (1, 9)<br>OBP: 0.338, SLG: 0.390   |   |   |   |   |   |   |   |   |   | 4 0 1 1 0 0 0  |   |                |   |
| Richie Hebner, L (1, 5)<br>OBP: 0.333, SLG: 0.333    |   |   |   |   |   |   |   |   |   | 3 0 0 0 0 0 1  |   |                |   |
| Jody Davis, R (1, 2)<br>OBP: 0.315, SLG: 0.480       |   |   |   |   |   |   |   |   |   | 3 0 1 0 0 0 1  |   |                |   |
| Larry Bowa, S (1, 6)<br>OBP: 0.308, SLG: 0.462       |   |   |   |   |   |   |   |   |   | 2 0 0 0 0 1 1  |   |                |   |
| Thad Bosley, L (7, PH)<br>OBP: 0.286, SLG: 0.600     |   |   |   |   |   |   |   |   |   | 1 0 0 0 0 0 1  |   |                |   |
| Chris Speier, R (7, 6)<br>OBP: 0.333, SLG: 0.429     |   |   |   |   |   |   |   |   |   | 0 0 0 0 0 0 0  |   |                |   |
| Rick Sutcliffe, L (1, 1)<br>OBP: 0.286, SLG: 0.462   |   |   |   |   |   |   |   |   |   | 2 0 1 0 0 1 0  |   |                |   |
| Davey Lopes, R (8, PH)<br>OBP: 0.414, SLG: 0.440     |   |   |   |   |   |   |   |   |   | 1 0 0 0 0 0 0  |   |                |   |
| Warren Brusstar, R (8, 1)                            |   |   |   |   |   |   |   |   |   | 0 0 0 0 0 0 0  |   |                |   |
| <b>Inning Stats</b>                                  | R: 0 H: 1<br>E: 1 LOB: 1<br>K: 2 BB: 0<br>S: 8 P: 8   | R: 0 H: 1<br>E: 0 LOB: 1<br>K: 0 BB: 0<br>S: 4 P: 4 | R: 0 H: 1<br>E: 0 LOB: 0<br>K: 0 BB: 0<br>S: 3 P: 3 | R: 0 H: 0<br>E: 0 LOB: 0<br>K: 1 BB: 0<br>S: 5 P: 5 | R: 0 H: 0<br>E: 0 LOB: 0<br>K: 1 BB: 0<br>S: 5 P: 5 | R: 0 H: 0<br>E: 0 LOB: 0<br>K: 1 BB: 0<br>S: 5 P: 5 | R: 2 H: 3<br>E: 0 LOB: 1<br>K: 0 BB: 0<br>S: 6 P: 6 | R: 0 H: 0<br>E: 0 LOB: 0<br>K: 1 BB: 0<br>S: 5 P: 5 | R: 0 H: 0<br>E: 0 LOB: 0<br>K: 1 BB: 0<br>S: 5 P: 5 | 1B: 3 SF: 0<br>2B: 4 SAC: 0<br>3B: 0 DP: 1<br>HR: 0 HBP: 0 | WP: 0 PA: 32<br>PB: 0<br>SB: 0<br>CS: 0 |                |   |
| <b>PITCHER</b>                                       | IP WLS BF H R ER SO BB IBB HBP BLK WP HR S P ERA WHIP |   |   |   |   |   |   |   |   |  |   | <b>PITCHER</b> | IP WLS BF H R ER SO BB IBB HBP BLK WP HR S P ERA WHIP |
| Kevin Gross, R (1, 1)<br>ERA: 3.18                   | 6.0 W 22 5 2 2 5 0 0 0 0 0 0 0 32 32 3.00 0.833       |   |   |   |   |   |   |   |   |  |   |                |   |
| Larry Andersen, R (7, 1)<br>ERA: 3.6                 | 3.0 S 10 1 0 0 2 0 0 0 0 0 0 0 14 14 0.00 0.333       |   |   |   |   |   |   |   |   |  |   |                |   |

Chicago Cubs @ Philadelphia Phillies  
Veterans Stadium, Philadelphia, PA  
Sun Apr 28 1985, 3:33 AM EDT  
Att: 31,890 - Unknown

livebaseballscorecards.com

|     |    |
|-----|----|
| AB  | 32 |
| R   | 2  |
| H   | 6  |
| RBI | 2  |
| BB  | 0  |
| SO  | 7  |
| LOB | 9  |



| Batter   | 1   | 2   | 3   | 4   | 5   | 6   | 7   | 8   | 9                                  | AB   | R                                       | H | RBI | BB | SO | LOB |
|--|---|---|---|---|---|---|---|---|------------------------------------|--|---|---|-----|----|----|-----|
| Juan Samuel, R<br>OBP: 0.253, SLG: 0.370<br>(1, 4)   | 0-0<br>E6<br>S S<br>6-3                             |   | 0-0<br>S<br>1B                                      | 0-3<br>K  |   |   | 0-0<br>FC4-6<br>WP<br>1-2f                          |   |                                    | 4  | 1                                       | 1 | 0   | 0  | 1  | 4   |
| Jeff Stone, L<br>OBP: 0.345, SLG: 0.481<br>Garry Maddox, R<br>OBP: 0.476, SLG: 0.611<br>(1, 7)<br>(8, 8)       | 0-0<br>F7<br>1-2                                    |   | 0-0<br>F8<br>1-2                                    |   | 4-0<br>CS<br>BB                                     |   | 0-3<br>K<br>1-2                                     |   |                                    | 3  | 0                                       | 0 | 0   | 1  | 1  | 3   |
| Von Hayes, L<br>OBP: 0.403, SLG: 0.452<br>(1, 8)<br>(8, 7)   | 0-0<br>6-3<br>2-H                                   |   |   | 0-0<br>E<br>2B  | 0-3<br>K2-3<br>1-2                                  |   | 0-0<br>F7   |   |                                    | 4  | 1                                       | 1 | 1   | 0  | 1  | 2   |
| Mike Schmidt, R<br>OBP: 0.271, SLG: 0.259<br>(1, 5)  | 0-3<br>K  |   |   | 0-0<br>E5<br>1B<br>2-H                                | 0-0<br>FC6-4<br>1B                                  |   |   | 0-0<br>6-3  |                                    | 4  | 1                                       | 1 | 0   | 0  | 1  | 0   |
| Ozzie Virgil, R<br>OBP: 0.358, SLG: 0.549<br>(1, 2)  |   | 0-0<br>4-3  |   | 0-0<br>BB<br>1B<br>2-H                                | 0-0<br>FC6-4<br>1-2f                                |   |   | 0-0<br>G6-3<br>1B                                   |                                    | 4  | 0                                       | 2 | 1   | 0  | 0  | 1   |
| Glenn Wilson, R<br>OBP: 0.305, SLG: 0.500<br>(1, 9)  |   | 0-0<br>4-3  |   | 0-3<br>K  |   | 0-0<br>F4   |   | 0-0<br>G6-3<br>1-2f                                 |                                    | 4  | 0                                       | 0 | 0   | 0  | 1  | 2   |
| John Russell, R<br>OBP: 0.214, SLG: 0.200<br>(1, 3)  |   | 0-3<br>K  |   | 0-3<br>K  |   | 0-3<br>K  |   |   |                                    | 3  | 0                                       | 0 | 0   | 0  | 3  | 1   |
| Steve Jeltz, S<br>OBP: 0.260, SLG: 0.196<br>(1, 6)   |   |   | 0-0<br>F8   | 0-0<br>BB<br>1-2<br>1B                                |   | 0-3<br>K  |   |   |                                    | 3  | 0                                       | 1 | 0   | 0  | 1  | 0   |
| Kevin Gross, R<br>Larry Andersen, R<br>Tim Corcoran, L<br>OBP: 0.419, SLG: 0.410<br>(1, 1)<br>(7, 1)<br>(7, 3) |   |   | 0-0<br>F4   | 4-0<br>BB<br>1-2<br>2-3<br>BB                         |   |   | 0-0<br>FC4-6<br>1B                                  |   |                                    | 1  | 0                                       | 0 | 0   | 1  | 0  | 0   |
|  |   |   |   |   |   |   |   |   |                                    | 0  | 0                                       | 0 | 0   | 0  | 0  | 0   |
|  |   |   |   |   |   |   |   |   |                                    | 1  | 0                                       | 1 | 0   | 0  | 0  | 0   |
| <b>Inning Stats</b>  | R: 1 H: 0<br>E: 1 LOB: 0<br>K: 1 BB: 0<br>S: 6 P: 6 | R: 0 H: 0<br>E: 0 LOB: 0<br>K: 1 BB: 0<br>S: 5 P: 5 | R: 0 H: 1<br>E: 0 LOB: 1<br>K: 0 BB: 0<br>S: 4 P: 4 | R: 2 H: 3<br>E: 1 LOB: 3<br>K: 3 BB: 1<br>S: 13 P: 17 | R: 0 H: 1<br>E: 0 LOB: 1<br>K: 1 BB: 1<br>S: 5 P: 9 | R: 0 H: 0<br>E: 0 LOB: 0<br>K: 2 BB: 0<br>S: 7 P: 7 | R: 0 H: 1<br>E: 0 LOB: 1<br>K: 1 BB: 0<br>S: 6 P: 6 | R: 0 H: 1<br>E: 0 LOB: 0<br>K: 0 BB: 0<br>S: 3 P: 3 |                                    | 1B: 6 SF: 0<br>2B: 1 SAC: 0<br>3B: 0 DP: 1<br>HR: 0 HBP: 0 | WP: 1 PA: 33<br>PB: 0<br>SB: 3<br>CS: 1 |   |     |    |    |     |
| <b>PITCHER</b><br>Rick Sutcliffe, R<br>ERA: 1.66<br>Warren Brusstar, R<br>ERA:                                 | IP WLS BF H R ER SO<br>7.0 L 30 6 3 1 9             | IP WLS BF H R ER SO<br>1.0 3 1 0 0 0                | IP WLS BF H R ER SO<br>2 0 0 0 0 0                  | IP WLS BF H R ER SO<br>1 0 0 0 0 0                    | IP WLS BF H R ER SO<br>1 0 3 3 0 0                  | IP WLS BF H R ER SO<br>1 0 46 54 0 0                | IP WLS BF H R ER SO<br>1 0 6 6 0 0                  | IP WLS BF H R ER SO<br>1 0 0 0 0 0                  | IP WLS BF H R ER SO<br>1 0 0 0 0 0 | ERA WHIP<br>0.00 1.000                                     | ERA WHIP<br>1.29 1.143                  |   |     |    |    |     |

**BOTTOM**

**Chicago Cubs @ Philadelphia Phillies**  
Veterans Stadium, Philadelphia, PA  
Sun Apr 28 1985, 3:33 AM EDT  
Att. 31,890 - Unknown

[livebaseballscorecards.com](http://livebaseballscorecards.com)

|            |           |
|------------|-----------|
| <b>AB</b>  | <b>31</b> |
| <b>R</b>   | <b>3</b>  |
| <b>H</b>   | <b>7</b>  |
| <b>RBI</b> | <b>2</b>  |
| <b>BB</b>  | <b>2</b>  |
| <b>SO</b>  | <b>9</b>  |
| <b>LOB</b> | <b>13</b> |





| Batter  | 1   | 2                        | 3                        | 4                        | 5                        | 6                        | 7                        | 8                        | 9                        | 10                       | AB                       | R                         | H                       | RBI    | BB   | SO    | LOB | TOP |  |
|---|---|--------------------------|--------------------------|--------------------------|--------------------------|--------------------------|--------------------------|--------------------------|--------------------------|--------------------------|--------------------------|---------------------------|-------------------------|--------|------|-------|-----|-----|--|
| Tim Raines, S (1, 7) X<br>OBP: 0.296, SLG: 0.368                              | 0-0 F5 ①  |                          | 0-0 G3 ①                 |                          | 0-0 1B 1B                |                          | 0-0 4-3 ③                |                          | 0-0 F8 ③                 |                          | 5                        | 0                         | 1                       | 0      | 0    | 0     | 0   |     |  |
| U L Washington, S (1, 4) X<br>OBP: 0.450, SLG: 0.421                          | 0-0 4-3 ②   |                          | 0-0 1-3 ②                |                          | 0-0 1B 1B                |                          |                          | 0-0 FC5-2 1B             |                          | 0-0 FC4-6 1B             | 5                        | 0                         | 3                       | 0      | 0    | 0     | 0   |     |  |
| Andre Dawson, R (1, 9) X<br>OBP: 0.380, SLG: 0.597                            | 0-0 5-3 ③   |                          | 4-0 BB                   |                          | 0-0 F4 ②                 |                          |                          | 0-0 FC5-2 1B             |                          | 0-0 FC4-6 ①              | 4                        | 0                         | 1                       | 0      | 1    | 0     | 3   |     |  |
| Dan Driessen, L (1, 3)<br>Vance Law, R (8, PH)<br>Terry Francona, L (8, 3)    |   | 0-0 3-1 ①                | 0-0 F9 ③                 |                          | 0-0 G3 ③                 |                          |                          | 0-0 F9 ①                 |                          | 0-0 6-3 ②                | 3                        | 0                         | 0                       | 0      | 0    | 0     | 3   |     |  |
| Hubie Brooks, R (1, 6)<br>OBP: 0.355, SLG: 0.412                              |   | 0-0 1B 1B                |                          | 0-0 G1-4-3 ①             |                          | 0-0 4-3 ①                |                          | 0-0 FC5-2 IBB            |                          | 0-0 4-3 ③                | 4                        | 1                         | 2                       | 0      | 1    | 0     | 1   |     |  |
| Tim Wallach, R (1, 5)<br>OBP: 0.333, SLG: 0.479                               |   | 0-0 1B S 1B              |                          | 0-0 G1-4-3 ②             |                          | 0-0 6-3 ②                |                          | 0-0 FC5-2 ②              |                          |                          | 4                        | 1                         | 1                       | 0      | 0    | 0     | 4   |     |  |
| Herm Winningham, L (1, 8)<br>OBP: 0.279, SLG: 0.282                           |   | 0-0 1B ②                 |                          | 0-0 1B ③                 |                          | 0-0 4-3 ③                |                          | 0-0 G3 ③                 |                          |                          | 4                        | 0                         | 2                       | 1      | 0    | 0     | 3   |     |  |
| Mike Fitzgerald, R (1, 2)<br>Miguel Dilone, S (9, PH)<br>Sal Butera, R (9, 2) |   | 4-0 S IBB                |                          | 0-0 F7 ③                 |                          |                          | 0-0 6-3 ①                |                          | 0-0 F7 ①                 |                          | 2                        | 0                         | 0                       | 0      | 1    | 0     | 1   |     |  |
| Bryn Smith, R (1, 1)<br>Razor Shines, S (9, PH)<br>Bert Roberge, R (9, 1)     |   | 0-3 K ③                  |                          | 0-0 5-3 ①                |                          |                          | 0-3 K ②                  |                          | 0-0 4-3 ②                |                          | 1                        | 0                         | 0                       | 0      | 0    | 0     | 0   |     |  |
| <b>Inning Stats</b>   | R: 0 H: 0 E: 0 K: 3 S: 3                              | R: 2 H: 3 E: 0 K: 1 S: 7 | R: 0 H: 0 E: 0 K: 3 S: 3 | R: 0 H: 2 E: 0 K: 0 S: 4 | R: 0 H: 2 E: 0 K: 5 S: 5 | R: 0 H: 0 E: 0 K: 3 S: 3 | R: 0 H: 0 E: 0 K: 5 S: 5 | R: 0 H: 2 E: 0 K: 5 S: 9 | R: 0 H: 0 E: 0 K: 3 S: 3 | R: 0 H: 1 E: 0 K: 4 S: 4 | 1B: 10 2B: 0 3B: 0 HR: 0 | SF: 0 SAC: 0 DP: 1 HBP: 0 | WP: 0 PB: 0 SB: 4 CS: 0 | PA: 41 |      |       |     |     |  |
| <b>PITCHER</b>  | IP WLS BF H R ER SO BB IBB HBP BLK WP HR S P ERA WHIP |                          |                          |                          |                          |                          |                          |                          |                          |                          |                          |                           |                         |        |      |       |     |     |  |
| John Denny, R (1, 1) ERA: 4.03  | 6.0   |                          |                          |                          |                          |                          |                          |                          |                          |                          |                          |                           |                         |        |      |       |     |     |  |
| Charles Hudson, R (7, 1) ERA: 3.97  | 1.0   |                          |                          |                          |                          |                          |                          |                          |                          |                          |                          |                           |                         |        |      |       |     |     |  |
| Don Carman, L (8, 1) ERA:   | 0.1   |                          |                          |                          |                          |                          |                          |                          |                          |                          |                          |                           |                         |        |      |       |     |     |  |
| Kent Tekulve, R (8, 1) ERA: 4.91  | 2.2   | W                        | 10                       | 1                        | 0                        | 0                        | 0                        | 0                        | 1                        | 0                        | 0                        | 0                         | 9                       | 13     | 0.00 | 0.375 |     |     |  |

**Montreal Expos @ Philadelphia Phillies**  
**Veterans Stadium, Philadelphia, PA**  
 Mon Apr 29 1985, 7:05 PM EDT  
 Att. 19,124 - Unknown

[livebaseballscores.com](http://livebaseballscores.com)

|     |    |
|-----|----|
| AB  | 38 |
| R   | 2  |
| H   | 10 |
| RBI | 1  |
| BB  | 3  |
| SO  | 2  |
| LOB | 19 |







| Batter   | 1   | 2                                | 3                            | 4                               | 5                            | 6                               | 7                            | 8                               | 9                            | AB R H RBI BB SO LOB  | TOP                          |                                 |                              |                                 |                              |                                 |                                   |                                    |                                  |        |
|--|---|----------------------------------|------------------------------|---------------------------------|------------------------------|---------------------------------|------------------------------|---------------------------------|------------------------------|---|------------------------------|---------------------------------|------------------------------|---------------------------------|------------------------------|---------------------------------|-----------------------------------|------------------------------------|----------------------------------|--------|
| <b>Tim Raines, S</b> (1, 7)<br>OBP: 0.301, SLG: 0.372<br><b>Miguel Dilone, S</b> (5, PH)<br>OBP: 0.308, SLG: 0.304 (5, 7)  | 0-0<br>E<br>1B  | 0-0<br>L4                        |                              |                                 | 0-0<br>G5-4-3<br>1-2f        |                                 |                              | 0-0<br>F4                       |                              | 2 0 1 0 0 0 2<br>2 0 0 0 0 0 1  |                              |                                 |                              |                                 |                              |                                 |                                   |                                    |                                  |        |
| <b>U L Washington, S</b> (1, 4)<br>OBP: 0.458, SLG: 0.435 (6, 5)   | 0-0<br>E9<br>CS<br>1B   |                                  | 0-0<br>4-3                   |                                 |                              | 0-0<br>FC6-4<br>1B              |                              | 0-0<br>F7                       |                              | 4 0 2 0 0 0 0   |                              |                                 |                              |                                 |                              |                                 |                                   |                                    |                                  |        |
| <b>Andre Dawson, R</b> (1, 8)<br>OBP: 0.365, SLG: 0.571<br><b>Herm Winningham, L</b> (6, 8)<br>OBP: 0.295, SLG: 0.300  | 0-3<br>K<br>1-2   |                                  | 0-0<br>F9                    |                                 |                              | 0-0<br>FC6-4<br>1B<br>1-2f      |                              | 0-0<br>1B                       |                              | 3 0 0 0 0 1 3<br>1 0 1 0 0 0 0  |                              |                                 |                              |                                 |                              |                                 |                                   |                                    |                                  |        |
| <b>Hubie Brooks, R</b> (1, 6)<br>OBP: 0.350, SLG: 0.394  | 4-0<br>BB   |                                  | 0-0<br>5-3                   |                                 |                              | 0-3<br>K                        |                              | 0-3<br>K                        |                              | 3 0 0 0 1 2 2   |                              |                                 |                              |                                 |                              |                                 |                                   |                                    |                                  |        |
| <b>Dan Driessen, L</b> (1, 3)<br>OBP: 0.366, SLG: 0.484  | 0-0<br>G3   |                                  |                              | 0-0<br>G3                       |                              | 0-0<br>1B                       |                              | 0-0<br>FC6<br>1B                |                              | 4 0 2 0 0 0 2   |                              |                                 |                              |                                 |                              |                                 |                                   |                                    |                                  |        |
| <b>Tim Wallach, R</b> (1, 5)<br>OBP: 0.338, SLG: 0.479<br><b>Doug Flynn, R</b> (6, PH)<br>(6, 4)   |   | 0-0<br>1B                        |                              | 0-0<br>4-3                      |                              | 0-0<br>F8                       |                              | 0-0<br>FC6<br>1B<br>1-2f        |                              | 2 0 1 0 0 0 0<br>2 0 0 0 0 0 3  |                              |                                 |                              |                                 |                              |                                 |                                   |                                    |                                  |        |
| <b>Jim Wohlford, R</b> (1, 9)<br>OBP: 0.259, SLG: 0.292  |   | 0-0<br>1B                        |                              | 0-0<br>F9                       |                              |                                 | 0-0<br>F7                    |                                 | 0-0<br>F8                    | 4 0 1 0 0 0 1   |                              |                                 |                              |                                 |                              |                                 |                                   |                                    |                                  |        |
| <b>Mike Fitzgerald, R</b> (1, 2)<br>OBP: 0.397, SLG: 0.327<br><b>Sal Butera, R</b> (5, 2)<br>OBP: 0.250, SLG: 0.250  |   | 0-0<br>1B                        |                              |                                 | 0-0<br>6-3                   |                                 | 0-0<br>6-3                   |                                 | 0-0<br>1B                    | 2 0 1 0 0 0 0<br>2 0 1 0 0 0 0  |                              |                                 |                              |                                 |                              |                                 |                                   |                                    |                                  |        |
| <b>Bill Gullickson, R</b> (1, 1)<br>OBP: 0.222, SLG: 0.222<br><b>Rick Grapenthin, R</b> (4, 1)<br>OBP: 1.000, SLG: 1.000<br><b>Vance Law, R</b> (7, PH)<br>OBP: 0.365, SLG: 0.339<br><b>Tim Burke, R</b> (7, 1)<br><b>Razor Shines, S</b> (8, 1)<br>OBP: 0.133, SLG: 0.133 |   | 0-3<br>K                         |                              |                                 | 0-0<br>G5-4-3<br>1B          |                                 | 0-0<br>6-3                   |                                 | 0-0<br>F8                    | 1 0 0 0 0 1 2<br>1 0 1 0 0 0 0<br>1 0 0 0 0 0 0<br>0 0 0 0 0 0 0<br>1 0 0 0 0 0 2 |                              |                                 |                              |                                 |                              |                                 |                                   |                                    |                                  |        |
| <b>Inning Stats</b>  | R: 0<br>E: 1<br>K: 1<br>S: 6  | H: 2<br>LOB: 2<br>BB: 1<br>P: 10 | R: 0<br>E: 0<br>K: 1<br>S: 7 | H: 3<br>LOB: 2<br>BB: 0<br>P: 7 | R: 0<br>E: 0<br>K: 0<br>S: 3 | H: 0<br>LOB: 0<br>BB: 0<br>P: 3 | R: 0<br>E: 0<br>K: 0<br>S: 3 | H: 0<br>LOB: 0<br>BB: 0<br>P: 3 | R: 0<br>E: 0<br>K: 1<br>S: 7 | H: 2<br>LOB: 2<br>BB: 0<br>P: 7   | R: 0<br>E: 0<br>K: 0<br>S: 3 | H: 0<br>LOB: 0<br>BB: 0<br>P: 3 | R: 0<br>E: 0<br>K: 1<br>S: 6 | H: 1<br>LOB: 1<br>BB: 0<br>P: 6 | R: 0<br>E: 0<br>K: 0<br>S: 5 | H: 2<br>LOB: 2<br>BB: 0<br>P: 5 | 1B: 11<br>2B: 0<br>3B: 0<br>HR: 0 | SF: 0<br>SAC: 0<br>DP: 1<br>HBP: 0 | WP: 0<br>PB: 0<br>SB: 0<br>CS: 1 | PA: 36 |
| <b>PITCHER</b><br><b>Jerry Koosman, L</b> (1, 1)<br>ERA: 4.21  | IP: 9.0<br>WLS: W<br>BF: 36<br>H: 11<br>R: 0<br>ER: 0<br>SO: 4<br>BB: 1<br>IBB: 0<br>HBP: 0<br>BLK: 0<br>WP: 0<br>HR: 0<br>S: 43<br>P: 47<br>ERA: 0.00<br>WHIP: 1.333 |                                  |                              |                                 |                              |                                 |                              |                                 |                              |   |                              |                                 |                              |                                 |                              |                                 |                                   |                                    |                                  |        |

**Montreal Expos @ Philadelphia Phillies**  
 Veterans Stadium, Philadelphia, PA  
 Tue Apr 30 1985, 7:05 PM EDT  
 Att: 18,104 - Unknown

|            |    |
|------------|----|
| <b>AB</b>  | 35 |
| <b>R</b>   | 0  |
| <b>H</b>   | 11 |
| <b>RBI</b> | 0  |
| <b>BB</b>  | 1  |
| <b>SO</b>  | 4  |
| <b>LOB</b> | 18 |



| Batter   | 1                              | 2                       | 3                                 | 4                                    | 5                      | 6                    | 7               | 8                    | 9 | AB | R | H | RBI | BB | SO | LOB |
|--|--------------------------------|-------------------------|-----------------------------------|--------------------------------------|------------------------|----------------------|-----------------|----------------------|---|----|---|---|-----|----|----|-----|
| Juan Samuel, R (1, 4)<br>Luis Aguayo, R (6, 4)<br>OBP: 0.286, SLG: 0.383                                 | 0-0<br>S<br>2B<br>1B           | 0-0<br>CS<br>1B<br>1B   |                                   | 0-0<br>1B<br>1B                      | 0-3<br>K               |                      | 0-0<br>P3       |                      |   | 4  | 2 | 3 | 0   | 0  | 1  | 0   |
| Jeff Stone, L (1, 7)<br>OBP: 0.364, SLG: 0.467   | 0-0<br>5-3<br>1-2              | 0-0<br>CS<br>1B         |                                   | 0-0<br>1B<br>1B                      | 4-0<br>1B<br>1-3<br>BB |                      | 0-0<br>3-1      |                      |   | 4  | 2 | 2 | 0   | 1  | 0  | 1   |
| Von Hayes, L (1, 8)<br>OBP: 0.432, SLG: 0.493  | 0-0<br>BB<br>2B<br>2-H         | 0-0<br>F7<br>1-2<br>2-3 |                                   | 0-0<br>E<br>SF9<br>1-2<br>2-H        | 0-0<br>1-3<br>1B       |                      | 0-0<br>WP<br>1B |                      |   | 5  | 2 | 4 | 2   | 0  | 0  | 2   |
| Mike Schmidt, R (1, 5)<br>Kiko Garcia, R (7, 5)<br>OBP: 0.308, SLG: 0.338                                | 4-0<br>BB<br>2B<br>BB          |                         | 0-0<br>2B<br>1B                   | 0-0<br>E7<br>SF9<br>1B<br>1-3<br>2-H | 0-0<br>1-3<br>1B       |                      | 0-3<br>K<br>1-2 |                      |   | 3  | 3 | 2 | 2   | 1  | 0  | 1   |
| Tim Corcoran, L (1, 3)<br>John Wockenfuss, R (7, PH)<br>OBP: 0.408, SLG: 0.409<br>OBP: 0.250, SLG: 0.143 | 4-0<br>2B<br>BB<br>1-2<br>2-3  |                         | 0-0<br>G1-6-3<br>1-H<br>SF8<br>2B | 0-0<br>L3                            | 0-0<br>F7              |                      | 0-0<br>5-3      |                      |   | 3  | 2 | 1 | 1   | 1  | 0  | 3   |
| Glenn Wilson, R (1, 9)<br>Greg Gross, L (6, 9)<br>OBP: 0.288, SLG: 0.484<br>OBP: 0.250, SLG: 0.304       | 0-0<br>2B<br>1-H<br>2-H<br>3-H |                         | 0-0<br>G1-6-3<br>2-3              | 0-0<br>SF9<br>2-3<br>3-H             |                        | 0-0<br>F8            |                 | 0-0<br>6-3           |   | 2  | 0 | 1 | 4   | 0  | 0  | 1   |
| Darren Daulton, L (1, 2)<br>OBP: 0.385, SLG: 0.200   | 0-3<br>K                       |                         | 4-0<br>BB                         | 4-0<br>1B<br>BB                      |                        | 0-0<br>FC6-4<br>1B   |                 | 0-0<br>F4-3          |   | 3  | 0 | 1 | 0   | 2  | 1  | 1   |
| Steve Jeltz, S (1, 6)<br>OBP: 0.263, SLG: 0.212  | 0-0<br>G3                      |                         | 0-0<br>SF8<br>3-H                 | 0-0<br>1B                            |                        | 0-0<br>FC6-4<br>1-2f |                 | 0-0<br>FC6-4<br>1B   |   | 4  | 0 | 2 | 2   | 0  | 0  | 2   |
| Jerry Koosman, R (1, 1)  |                                | 0-3<br>K                | 0-0<br>P6                         | 0-0<br>5-3                           |                        | 0-3<br>K             |                 | 0-0<br>FC6-4<br>1-2f |   | 5  | 0 | 0 | 0   | 0  | 2  | 5   |

| Inning Stats                           | R: 4 | H: 3 | E: 0 | K: 1 | S: 8 | LOB: 1 | BB: 2 | P: 16 | R: 0 | H: 2 | E: 0 | K: 1 | S: 6 | LOB: 1 | BB: 0 | P: 6  | R: 2  | H: 2 | E: 0 | K: 0 | S: 5 | LOB: 1 | BB: 1 | P: 9 | R: 4 | H: 5 | E: 1 | K: 0 | S: 8 | LOB: 2 | BB: 1 | P: 12 | R: 1 | H: 1 | E: 0 | K: 1 | S: 6 | LOB: 1 | BB: 0 | P: 10 | R: 0 | H: 1 | E: 0 | K: 1 | S: 7 | LOB: 2 | BB: 0 | P: 7 | R: 0 | H: 1 | E: 0 | K: 0 | S: 4 | LOB: 1 | BB: 0 | P: 4 |
|--|------|------|------|------|------|--------|-------|-------|------|------|------|------|------|--------|-------|-------|-------|------|------|------|------|--------|-------|------|------|------|------|------|------|--------|-------|-------|------|------|------|------|------|--------|-------|-------|------|------|------|------|------|--------|-------|------|------|------|------|------|------|--------|-------|------|
| PITCHER                                | IP   | WLS  | BF   | H    | R    | ER     | SO    | BB    | IBB  | HBP  | BLK  | WP   | HR   | S      | P     | ERA   | WHIP  |      |      |      |      |        |       |      |      |      |      |      |      |        |       |       |      |      |      |      |      |        |       |       |      |      |      |      |      |        |       |      |      |      |      |      |      |        |       |      |
| Bill Gullickson, R (1, 1)<br>ERA: 4.08 | 3.0  | L    | 20   | 9    | 8    | 8      | 2     | 3     | 0    | 0    | 0    | 0    | 0    | 21     | 33    | 24.00 | 4.000 |      |      |      |      |        |       |      |      |      |      |      |      |        |       |       |      |      |      |      |      |        |       |       |      |      |      |      |      |        |       |      |      |      |      |      |      |        |       |      |
| Rick Grapenthin, R (4, 1)<br>ERA: 10.5 | 3.0  |      | 16   | 5    | 3    | 3      | 2     | 2     | 0    | 0    | 0    | 0    | 0    | 18     | 26    | 9.00  | 2.333 |      |      |      |      |        |       |      |      |      |      |      |      |        |       |       |      |      |      |      |      |        |       |       |      |      |      |      |      |        |       |      |      |      |      |      |      |        |       |      |
| Tim Burke, R (7, 1)<br>ERA: 3.0        | 1.0  |      | 5    | 1    | 0    | 0      | 1     | 0     | 0    | 0    | 0    | 1    | 0    | 7      | 7     | 0.00  | 1.000 |      |      |      |      |        |       |      |      |      |      |      |      |        |       |       |      |      |      |      |      |        |       |       |      |      |      |      |      |        |       |      |      |      |      |      |      |        |       |      |
| Razor Shines, R (8, 1)<br>ERA:         | 1.0  |      | 4    | 1    | 0    | 0      | 0     | 0     | 0    | 0    | 0    | 0    | 0    | 4      | 4     | 0.00  | 1.000 |      |      |      |      |        |       |      |      |      |      |      |      |        |       |       |      |      |      |      |      |        |       |       |      |      |      |      |      |        |       |      |      |      |      |      |      |        |       |      |

**BOTTOM**

**Montreal Expos @ Philadelphia Phillies**  
Veterans Stadium, Philadelphia, PA

Tue Apr 30 1985, 7:05 PM EDT  
Att. 18,104 - Unknown

livebaseballscorecards.com

|     |    |
|-----|----|
| AB  | 38 |
| R   | 11 |
| H   | 16 |
| RBI | 11 |
| BB  | 5  |
| SO  | 5  |
| LOB | 19 |

WP: 1 PA: 45  
PB: 0  
SB: 1  
CS: 2





| Batter   | 1   | 2   | 3   | 4  | 5   | 6   | 7  | 8   | 9   | AB R H RBI BB SO LOB                                       | TOP                                     |                |   |
|--|---|---|---|--|---|---|--|---|---|--|---|----------------|---|
| Miguel Dilone, S<br>OBP: 0.290, SLG: 0.286 (1, 7) X              | 0-0<br>S<br>1B  |   | 0-0<br>1-3  | 0-0<br>FC5<br>2-3f                                   |   | 0-0<br>5-3  |  | 0-3<br>K  |   | 5 0 1 0 0 1 4  |   |                |   |
| U L Washington, S<br>OBP: 0.379, SLG: 0.357 (1, 4) X             | 0-0<br>4-3<br>1-2                                     |   | 0-0<br>E6<br>2B<br>6-3                              |  | 0-0<br>5-3  |   | 0-3<br>K   | 0-0<br>1-3  |   | 5 1 0 0 0 1 2  |   |                |   |
| Andre Dawson, R<br>OBP: 0.367, SLG: 0.587 (1, 8) X<br>(7, 9)     | 0-0<br>F4   |   | 0-0<br>1-3<br>2B                                    |  | 0-0<br>1B<br>2B                                     |   | 0-0<br>F9  |   | 0-0<br>F7   | 5 1 2 0 0 0 1  |   |                |   |
| Hubie Brooks, R<br>OBP: 0.341, SLG: 0.421 (1, 6) X               | 0-0<br>5-3  |   | 0-0<br>6-3  |  | 0-0<br>6-3  |   | 0-0<br>HR  |   | 0-0<br>6-3  | 5 1 1 2 0 0 3  |   |                |   |
| Tim Wallach, R<br>OBP: 0.366, SLG: 0.513 (1, 5) X                |   | 0-0<br>FC6-4<br>1B                                  | 0-0<br>F8   |  | 0-0<br>2-H<br>1B                                    |   | 0-0<br>2B  |   | 0-0<br>1B   | 5 0 4 1 0 0 1  |   |                |   |
| Jim Wohlford, R<br>OBP: 0.258, SLG: 0.259 (1, 9) X               |   | 0-0<br>FC6-4<br>1B<br>1-2f                          |   | 0-3<br>K   | 0-0<br>4-3  |   | 4-0<br>IBB   |   | 0-0<br>4-3  | 3 0 0 0 1 1 2<br>1 0 0 0 0 0 1                             |   |                |   |
| Herm Winningham, L<br>OBP: 0.289, SLG: 0.293 (7, PR) X<br>(7, 8) |   |   |   |  |   |   |  |   |   |  |   |                |   |
| Razor Shines, S<br>OBP: 0.158, SLG: 0.158 (1, 3) X               |   | 0-0<br>1-2<br>1B                                    |   | 0-0<br>4-3   |   | 0-3<br>K2-3   | 0-0<br>F4  |   |   | 4 0 1 0 0 1 2<br>0 0 0 0 0 0 0<br>0 0 0 0 0 0 0            |   |                |   |
| Bert Roberge, R<br>(7, 1)  |   |   |   |  |   |   |  |   |   |  |   |                |   |
| Jeff Reardon, R<br>OBP: 0.500, SLG: 0.500 (7, 1)                 |   |   |   |  |   |   |  |   |   |  |   |                |   |
| Mike Fitzgerald, R<br>OBP: 0.403, SLG: 0.327 (1, 2) X            |   | 0-0<br>F8   |   | 4-0<br>FC5<br>1B<br>BB                               |   | 0-0<br>SH1<br>1B                                    |  | 0-0<br>4-3  |   | 3 0 1 0 1 0 2  |   |                |   |
| David Palmer, R<br>OBP: 0.286, SLG: 0.429 (1, 1) X               |   | 0-0<br>2-3  |   | 0-0<br>1-2<br>1B                                     |   | 0-0<br>SH1  |  | 0-0<br>2B   |   | 2 0 1 0 0 0 2<br>1 0 1 0 0 0 0                             |   |                |   |
| Terry Francona, L<br>OBP: 0.474, SLG: 0.471 (7, 3) X             |   |   |   |  |   |   |  |   |   |  |   |                |   |
| <b>Inning Stats</b>  | R: 0 H: 1<br>E: 0 LOB: 1<br>K: 0 BB: 0<br>S: 4 P: 4   | R: 0 H: 2<br>E: 0 LOB: 2<br>K: 0 BB: 0<br>S: 5 P: 5 | R: 1 H: 1<br>E: 1 LOB: 1<br>K: 0 BB: 0<br>S: 5 P: 5 | R: 0 H: 1<br>E: 0 LOB: 2<br>K: 1 BB: 1<br>S: 6 P: 10 | R: 1 H: 2<br>E: 0 LOB: 1<br>K: 0 BB: 0<br>S: 5 P: 5 | R: 0 H: 1<br>E: 0 LOB: 1<br>K: 1 BB: 0<br>S: 6 P: 6 | R: 1 H: 2<br>E: 0 LOB: 2<br>K: 1 BB: 1<br>S: 7 P: 11 | R: 0 H: 1<br>E: 0 LOB: 1<br>K: 1 BB: 0<br>S: 6 P: 6 | R: 0 H: 1<br>E: 0 LOB: 1<br>K: 0 BB: 0<br>S: 4 P: 4 | 1B: 7 SF: 0<br>2B: 4 SAC: 1<br>3B: 0 DP: 0<br>HR: 1 HBP: 0 | WP: 0 PA: 42<br>PB: 0<br>SB: 1<br>CS: 0 |                |   |
| <b>PITCHER</b>   | IP WLS BF H R ER SO BB IBB HBP BLK WP HR S P ERA WHIP |   |   |  |   |   |  |   |   |  |   | <b>PITCHER</b> | IP WLS BF H R ER SO BB IBB HBP BLK WP HR S P ERA WHIP |
| Shane Rawley, L<br>ERA: 1.99 (1, 1)                              | 7.0 L 34 10 3 2 3 1 1 0 0 0 0 1 38 46 2.57 1.571      |   |   |  |   |   |  |   |   |  |   |                |   |
| Larry Andersen, R<br>ERA: 3.0 (8, 1)                             | 2.0 8 2 0 0 1 0 0 0 0 0 0 0 10 10 0.00 1.000          |   |   |  |   |   |  |   |   |  |   |                |   |

**Montreal Expos @ Philadelphia Phillies**  
 Veterans Stadium, Philadelphia, PA  
 Wed May 01 1985, 7:05 PM EDT  
 Att: 17,464 - Unknown

livebaseballscorecards.com

**AB 39**  
**R 3**  
**H 12**  
**RBI 3**  
**BB 2**  
**SO 4**  
**LOB 20**



| Batter | 1 | 2 | 3 | 4 | 5 | 6 | 7 | 8 | 9 | AB | R | H | RBI | BB | SO | LOB |
|--------|---|---|---|---|---|---|---|---|---|----|---|---|-----|----|----|-----|
|--------|---|---|---|---|---|---|---|---|---|----|---|---|-----|----|----|-----|

|  |         |         |         |         |         |         |         |         |         |   |   |   |   |   |   |   |
|--|---------|---------|---------|---------|---------|---------|---------|---------|---------|---|---|---|---|---|---|---|
| <b>Juan Samuel, R</b><br><small>OBP: 0.295, SLG: 0.381</small><br>(1, 4)   | 0-0<br> |         | 0-0<br> |         |         | 0-0<br> | 4-0<br> |         |         | 3 | 1 | 1 | 0 | 1 | 0 | 0 |
| <b>Jeff Stone, L</b><br><small>OBP: 0.357, SLG: 0.453</small><br><b>Larry Andersen, R</b><br><small>(8, 1)</small>                             | 0-3<br> |         |         | 0-0<br> |         | 0-0<br> | 0-3<br> |         |         | 4 | 1 | 1 | 0 | 0 | 2 | 2 |
| <b>Von Hayes, L</b><br><small>OBP: 0.424, SLG: 0.493</small><br>(1, 8)   | 0-0<br> |         |         | 0-0<br> |         | 0-0<br> |         | 0-3<br> |         | 4 | 0 | 1 | 2 | 0 | 1 | 0 |
| <b>Mike Schmidt, R</b><br><small>OBP: 0.305, SLG: 0.333</small><br>(1, 5)  |         | 0-0<br> |         | 0-0<br> |         | 0-0<br> |         | 0-0<br> |         | 4 | 0 | 1 | 0 | 0 | 0 | 1 |
| <b>Tim Corcoran, L</b><br><small>OBP: 0.396, SLG: 0.383</small><br>(1, 3)  |         | 0-3<br> |         |         | 0-0<br> | 4-0<br> |         | 0-0<br> |         | 3 | 0 | 0 | 0 | 1 | 1 | 1 |
| <b>Glenn Wilson, R</b><br><small>OBP: 0.286, SLG: 0.470</small><br>(1, 9)  |         | 0-0<br> |         | 0-0<br> | 0-0<br> | 0-0<br> |         | 0-3<br> |         | 4 | 0 | 1 | 0 | 0 | 1 | 3 |
| <b>Ozzie Virgil, R</b><br><small>OBP: 0.344, SLG: 0.500</small><br>(1, 2)  |         | 0-0<br> |         | 0-0<br> |         | 0-0<br> |         | 0-3<br> |         | 4 | 0 | 1 | 0 | 0 | 1 | 2 |
| <b>Steve Jeltz, S</b><br><small>OBP: 0.250, SLG: 0.200</small><br><b>Darren Daulton, L</b><br><small>OBP: 0.357, SLG: 0.182</small><br>(9, PH) |         |         | 0-0<br> |         | 0-3<br> |         | 0-0<br> |         | 0-0<br> | 3 | 0 | 0 | 0 | 0 | 1 | 2 |
| <b>Shane Rawley, R</b><br><small>OBP: 0.240, SLG: 0.292</small><br>(7, PH)   |         |         | 0-3<br> |         | 0-0<br> |         | 0-0<br> |         |         | 1 | 0 | 0 | 0 | 0 | 0 | 1 |

| Inning Stats | R: 0 | H: 0 | E: 0 | K: 1 | S: 5 | R: 0 | H: 1 | E: 0 | K: 1 | S: 6 | R: 0 | H: 0 | E: 0 | K: 1 | S: 5 | R: 0 | H: 0 | E: 0 | K: 0 | S: 3 | R: 0 | H: 1 | E: 0 | K: 1 | S: 6 | R: 2 | H: 3 | E: 0 | K: 0 | S: 6 | R: 0 | H: 1 | E: 0 | K: 1 | S: 6 | R: 0 | H: 0 | E: 0 | K: 1 | S: 5 | R: 0 | H: 0 | E: 0 | K: 2 | S: 7 | 1B: 5 | SF: 0 | 2B: 1 | SAC: 0 | 3B: 0 | DP: 0 | HR: 0 | HBP: 0 | WP: 1 | PA: 35 |
|--------------|------|------|------|------|------|------|------|------|------|------|------|------|------|------|------|------|------|------|------|------|------|------|------|------|------|------|------|------|------|------|------|------|------|------|------|------|------|------|------|------|------|------|------|------|------|-------|-------|-------|--------|-------|-------|-------|--------|-------|--------|
|--------------|------|------|------|------|------|------|------|------|------|------|------|------|------|------|------|------|------|------|------|------|------|------|------|------|------|------|------|------|------|------|------|------|------|------|------|------|------|------|------|------|------|------|------|------|------|-------|-------|-------|--------|-------|-------|-------|--------|-------|--------|

| PITCHER  | IP     | WLS | BF | H | R | ER | SO | BB | IBB | HBP | BLK | WP | HR | S  | P  | ERA  | WHIP  |
|--|--------|-----|----|---|---|----|----|----|-----|-----|-----|----|----|----|----|------|-------|
| <b>David Palmer, R</b><br><small>ERA: 4.09</small> | (1, 1) | 6.0 | 24 | 5 | 2 | 2  | 4  | 0  | 0   | 0   | 0   | 1  | 0  | 31 | 35 | 3.00 | 0.833 |
| <b>Bert Roberge, R</b><br><small>ERA: 1.54</small> | (7, 1) | 0.2 | 3  | 1 | 0 | 0  | 0  | 0  | 0   | 0   | 0   | 0  | 0  | 3  | 3  | 0.00 | 1.500 |
| <b>Jeff Reardon, R</b><br><small>ERA: 1.08</small> | (7, 1) | 2.1 | 8  | 0 | 0 | 0  | 4  | 1  | 0   | 0   | 1   | 0  | 0  | 15 | 19 | 0.00 | 0.429 |

**BOTTOM**

**Montreal Expos @ Philadelphia Phillies**  
**Veterans Stadium, Philadelphia, PA**  
 Wed May 01 1985, 7:05 PM EDT  
 Att. 17,464 - Unknown

[livebaseballscorecards.com](http://livebaseballscorecards.com)

|            |           |
|------------|-----------|
| <b>AB</b>  | <b>33</b> |
| <b>R</b>   | <b>2</b>  |
| <b>H</b>   | <b>6</b>  |
| <b>RBI</b> | <b>2</b>  |
| <b>BB</b>  | <b>2</b>  |
| <b>SO</b>  | <b>8</b>  |
| <b>LOB</b> | <b>12</b> |





| Batter   | 1   | 2                               | 3                            | 4                               | 5                            | 6                               | 7                            | 8                               | 9                            | AB R H RBI BB SO LOB   | TOP                          |                                 |                              |                                  |                              |                                 |                                  |                                    |                                  |        |  |  |  |  |  |  |  |  |  |
|--|---|---------------------------------|------------------------------|---------------------------------|------------------------------|---------------------------------|------------------------------|---------------------------------|------------------------------|--|------------------------------|---------------------------------|------------------------------|----------------------------------|------------------------------|---------------------------------|----------------------------------|------------------------------------|----------------------------------|--------|--|--|--|--|--|--|--|--|--|
| Bill Doran, S<br>OBP: 0.352, SLG: 0.316<br>(1, 4) X  | 0-0<br>G3   |                                 | 4-0<br>FC5-4<br>BB           |                                 | 0-0<br>4-3                   |                                 |                              | 0-0<br>SH1-4<br>1B              | 0-0<br>F7                    | 4 1 1 0 1 0 2  |                              |                                 |                              |                                  |                              |                                 |                                  |                                    |                                  |        |  |  |  |  |  |  |  |  |  |
| Jim Pankovits, R<br>OBP: 0.583, SLG: 0.444<br>(1, 9) X   | 0-0<br>F3   |                                 | 0-0<br>FC5-4<br>1-2f         |                                 |                              | 0-0<br>6-3                      |                              | 0-0<br>SH1-4<br>1-2             |                              | 3 0 0 0 0 0 1  |                              |                                 |                              |                                  |                              |                                 |                                  |                                    |                                  |        |  |  |  |  |  |  |  |  |  |
| Phil Garner, R<br>OBP: 0.314, SLG: 0.391<br>(1, 5) X   | 0-0<br>1-3  |                                 |                              | 0-0<br>BLK<br>1B                |                              | 0-3<br>K                        |                              | 4-0<br>1B<br>2B<br>BB           |                              | 3 1 1 0 1 1 0  |                              |                                 |                              |                                  |                              |                                 |                                  |                                    |                                  |        |  |  |  |  |  |  |  |  |  |
| Jose Cruz, L<br>OBP: 0.362, SLG: 0.422<br>(1, 7) X   |   | 0-0<br>G4-1                     |                              | 0-0<br>F3                       |                              | 0-3<br>K                        |                              | 0-0<br>1-2<br>2-H<br>2B<br>1B   |                              | 4 0 1 1 0 1 1  |                              |                                 |                              |                                  |                              |                                 |                                  |                                    |                                  |        |  |  |  |  |  |  |  |  |  |
| Jerry Mumphy, S<br>OBP: 0.337, SLG: 0.363<br>(1, 8) X  |   | 0-0<br>F9                       |                              | 0-0<br>F9                       |                              |                                 | 0-0<br>4-3                   | 0-0<br>1-H<br>2-H<br>2B         |                              | 4 0 1 1 0 0 1  |                              |                                 |                              |                                  |                              |                                 |                                  |                                    |                                  |        |  |  |  |  |  |  |  |  |  |
| Enos Cabell, R<br>OBP: 0.306, SLG: 0.375<br>(1, 3) X   |   | 4-0<br>BB                       |                              | 0-0<br>F6<br>1-2                |                              |                                 | 0-0<br>1B<br>1B              | 0-3<br>K                        |                              | 3 0 1 0 1 1 2  |                              |                                 |                              |                                  |                              |                                 |                                  |                                    |                                  |        |  |  |  |  |  |  |  |  |  |
| Mark Bailey, S<br>OBP: 0.256, SLG: 0.182<br>(1, 2) X   |   | 0-0<br>F6                       |                              |                                 | 0-0<br>6-3                   |                                 | 0-0<br>F9                    |                                 | 0-0<br>4-3                   | 4 0 0 0 0 0 2  |                              |                                 |                              |                                  |                              |                                 |                                  |                                    |                                  |        |  |  |  |  |  |  |  |  |  |
| Dickie Thon, R<br>OBP: 0.267, SLG: 0.214<br>Craig Reynolds, L<br>OBP: 0.348, SLG: 0.452<br>(7, PH)<br>(7, 6)   |   |                                 | 0-0<br>L6                    |                                 | 0-0<br>SH1-4<br>1B           |                                 | 0-0<br>1-2<br>FC6<br>1B      |                                 | 0-0<br>4-3                   | 2 0 1 0 0 0 0<br>2 0 1 0 0 0 0                                   |                              |                                 |                              |                                  |                              |                                 |                                  |                                    |                                  |        |  |  |  |  |  |  |  |  |  |
| Nolan Ryan, R<br>(1, 1)<br>Denny Walling, L<br>OBP: 0.415, SLG: 0.525<br>(7, PH)<br>Frank DiPino, L<br>OBP: 0.333, SLG: 0.333<br>(7, 1)<br>Ty Gainey, L<br>(9, PH) |   |                                 | 0-0<br>6-3                   |                                 | 0-0<br>SH1-4                 |                                 | 0-0<br>1-2f<br>FC6           |                                 | 4-0<br>BB                    | 1 0 0 0 0 0 0<br>1 0 0 0 0 0 2<br>0 0 0 0 0 0 0<br>0 0 0 0 1 0 0 |                              |                                 |                              |                                  |                              |                                 |                                  |                                    |                                  |        |  |  |  |  |  |  |  |  |  |
| <b>Inning Stats</b>  | R: 0<br>E: 0<br>K: 0<br>S: 3                          | H: 0<br>LOB: 0<br>BB: 0<br>P: 3 | R: 0<br>E: 0<br>K: 0<br>S: 3 | H: 0<br>LOB: 1<br>BB: 1<br>P: 7 | R: 0<br>E: 0<br>K: 0<br>S: 3 | H: 0<br>LOB: 1<br>BB: 1<br>P: 7 | R: 0<br>E: 0<br>K: 0<br>S: 4 | H: 1<br>LOB: 1<br>BB: 0<br>P: 4 | R: 0<br>E: 0<br>K: 2<br>S: 7 | H: 0<br>LOB: 0<br>BB: 0<br>P: 7                                  | R: 0<br>E: 0<br>K: 0<br>S: 5 | H: 2<br>LOB: 2<br>BB: 0<br>P: 5 | R: 2<br>E: 0<br>K: 1<br>S: 7 | H: 3<br>LOB: 1<br>BB: 1<br>P: 11 | R: 0<br>E: 0<br>K: 0<br>S: 3 | H: 0<br>LOB: 1<br>BB: 1<br>P: 7 | 1B: 6<br>2B: 1<br>3B: 0<br>HR: 0 | SF: 0<br>SAC: 2<br>DP: 0<br>HBP: 0 | WP: 0<br>PB: 0<br>SB: 0<br>CS: 0 | PA: 37 |  |  |  |  |  |  |  |  |  |
| <b>PITCHER</b>   | IP WLS BF H R ER SO BB IBB HBP BLK WP HR S P ERA WHIP |                                 |                              |                                 |                              |                                 |                              |                                 |                              |  |                              |                                 |                              |                                  |                              |                                 |                                  |                                    |                                  |        |  |  |  |  |  |  |  |  |  |
| Steve Carlton, L<br>ERA: 2.7<br>(1, 1)   | 5.0   |                                 | 19                           | 2                               | 0                            | 0                               | 0                            | 2                               | 0                            | 0  | 0                            | 1                               | 0                            | 0                                | 17                           | 25                              | 0.00                             | 0.800                              |                                  |        |  |  |  |  |  |  |  |  |  |
| Kevin Gross, R<br>ERA: 2.89<br>(6, 1)  | 1.2   |                                 | 7                            | 2                               | 0                            | 0                               | 2                            | 0                               | 0                            | 0  | 0                            | 0                               | 0                            | 0                                | 11                           | 11                              | 0.00                             | 1.200                              |                                  |        |  |  |  |  |  |  |  |  |  |
| Don Carman, L<br>ERA:<br>(7, 1)  | 0.1   |                                 | 1                            | 0                               | 0                            | 0                               | 0                            | 0                               | 0                            | 0  | 0                            | 0                               | 0                            | 0                                | 1                            | 1                               | 0.00                             | 0.000                              |                                  |        |  |  |  |  |  |  |  |  |  |
| Kent Tekulve, R<br>ERA: 5.54<br>(8, 1)   | 2.0   | W                               | 10                           | 3                               | 2                            | 2                               | 1                            | 2                               | 0                            | 0  | 0                            | 0                               | 0                            | 0                                | 10                           | 18                              | 9.00                             | 2.500                              |                                  |        |  |  |  |  |  |  |  |  |  |

Houston Astros @ Philadelphia Phillies  
Veterans Stadium, Philadelphia, PA  
Fri May 03 1985, 7:05 PM EDT  
Att. 17,330 - Unknown

livebaseballscorecards.com

|     |    |
|-----|----|
| AB  | 31 |
| R   | 2  |
| H   | 7  |
| RBI | 2  |
| BB  | 4  |
| SO  | 3  |
| LOB | 11 |



| Batter   | 1                   | 2        | 3          | 4                     | 5               | 6                          | 7                | 8             | 9 |
|--|---------------------|----------|------------|-----------------------|-----------------|----------------------------|------------------|---------------|---|
| Juan Samuel, R<br>OBP: 0.293, SLG: 0.386 (1, 4)  | 0-3<br>K            |          | 0-0<br>2B  |                       | 0-3<br>K        |                            | 0-0<br>6-3       |               |   |
| Jeff Stone, L<br>OBP: 0.370, SLG: 0.463 (1, 7)<br>Garry Maddox, R<br>OBP: 0.500, SLG: 0.611 (7, PH) (8, 8)                   | 0-0<br>BB SF7<br>1B |          | 0-0<br>F3  |                       | 0-0<br>1B       |                            | 4-0<br>E BB      |               |   |
| Von Hayes, L<br>OBP: 0.427, SLG: 0.481 (1, 8) (8, 7)   | 4-0<br>BB<br>1-2 BB |          | 0-0<br>6-3 |                       | 0-0<br>F7       |                            | 4-0<br>1-3 CS BB |               |   |
| Mike Schmidt, R<br>OBP: 0.314, SLG: 0.324 (1, 5)   | 4-0<br>1-2 2-3 BB   |          | 0-0<br>F8  |                       | 4-0<br>FC4-6 BB |                            | 0-3<br>K         |               |   |
| Tim Corcoran, L<br>OBP: 0.375, SLG: 0.367 (1, 3)<br>John Russell, R<br>OBP: 0.250, SLG: 0.214 (8, PH) (9, 3)                 | 0-0<br>SF7          |          |            | 0-3<br>K              |                 | 0-0<br>FC4-6 BB WP<br>1-2f |                  | 4-0<br>HR BB  |   |
| Glenn Wilson, R<br>OBP: 0.297, SLG: 0.514 (1, 9)   | 0-3<br>K            |          |            | 0-0<br>1B<br>1B       |                 | 0-3<br>K                   |                  | 0-0<br>1-H HR |   |
| Ozzie Virgil, R<br>OBP: 0.354, SLG: 0.492 (1, 2)   |                     | 0-3<br>K |            | 0-0<br>G5-4-3<br>1B   |                 | 4-0<br>BB<br>1-2 IBB       |                  | 0-0<br>F8     |   |
| Steve Jeltz, S<br>OBP: 0.242, SLG: 0.193 (1, 6)<br>Greg Gross, L<br>OBP: 0.269, SLG: 0.292 (6, PH)<br>Luis Aguayo, R (7, 6)  |                     | 0-3<br>K |            | 0-0<br>G5-4-3<br>1-2f |                 | 4-0<br>1-2 2-3 BB          |                  | 0-0<br>F8     |   |
| Steve Carlton, L<br>OBP: 0.182, SLG: 0.273 (1, 1)<br>Kevin Gross, R (6, 1)<br>Don Carman, L (7, 1)<br>Kent Tekulve, R (8, 1) |                     | 0-3<br>K |            |                       | 0-3<br>K        |                            | 0-3<br>K         | 0-0<br>G3     |   |

| Inning Stats | R: 1 | H: 1 | E: 0 | K: 2 | S: 8 | LOB: 2 | BB: 2 | P: 16 |
|--------------|------|------|------|------|------|--------|-------|-------|
|              | R: 0 | H: 0 | E: 0 | K: 3 | S: 9 | LOB: 0 | BB: 0 | P: 9  |
|              | R: 0 | H: 1 | E: 0 | K: 0 | S: 4 | LOB: 1 | BB: 0 | P: 4  |
|              | R: 0 | H: 2 | E: 0 | K: 1 | S: 6 | LOB: 1 | BB: 0 | P: 6  |
|              | R: 0 | H: 1 | E: 0 | K: 2 | S: 8 | LOB: 1 | BB: 0 | P: 8  |
|              | R: 0 | H: 0 | E: 0 | K: 2 | S: 7 | LOB: 3 | BB: 3 | P: 19 |
|              | R: 0 | H: 0 | E: 1 | K: 1 | S: 4 | LOB: 2 | BB: 2 | P: 12 |
|              | R: 2 | H: 1 | E: 0 | K: 0 | S: 4 | LOB: 0 | BB: 1 | P: 8  |

| PITCHER                            | IP  | WLS | BF | H | R | ER | SO | BB | IBB | HBP | BLK | WP | HR | S  | P  | ERA  | WHIP  |
|------------------------------------|-----|-----|----|---|---|----|----|----|-----|-----|-----|----|----|----|----|------|-------|
| Nolan Ryan, R<br>ERA: 2.61 (1, 1)  | 6.0 |     | 27 | 5 | 1 | 1  | 10 | 4  | 1   | 0   | 0   | 1  | 0  | 42 | 62 | 1.50 | 1.500 |
| Frank DiPino, L<br>ERA: 4.6 (7, 1) | 2.0 | L   | 9  | 1 | 2 | 2  | 1  | 3  | 0   | 0   | 0   | 0  | 1  | 8  | 20 | 9.00 | 2.000 |

AB R H RBI BB SO LOB

|   |   |   |   |   |   |   |
|---|---|---|---|---|---|---|
| 4 | 0 | 1 | 0 | 0 | 2 | 0 |
| 3 | 1 | 2 | 0 | 0 | 0 | 1 |
| 0 | 0 | 0 | 0 | 1 | 0 | 0 |
| 2 | 0 | 0 | 0 | 2 | 0 | 2 |
| 2 | 0 | 0 | 0 | 2 | 1 | 3 |
| 2 | 0 | 0 | 1 | 0 | 1 | 1 |
| 0 | 1 | 0 | 0 | 1 | 0 | 0 |
| 4 | 1 | 2 | 2 | 0 | 2 | 3 |
| 3 | 0 | 1 | 0 | 1 | 1 | 0 |
| 2 | 0 | 0 | 0 | 0 | 1 | 2 |
| 0 | 0 | 0 | 0 | 1 | 0 | 0 |
| 1 | 0 | 0 | 0 | 0 | 0 | 0 |
| 2 | 0 | 0 | 0 | 0 | 2 | 0 |
| 1 | 0 | 0 | 0 | 0 | 1 | 3 |
| 0 | 0 | 0 | 0 | 0 | 0 | 0 |
| 1 | 0 | 0 | 0 | 0 | 0 | 0 |

| AB | R | H | RBI | BB | SO | LOB |
|----|---|---|-----|----|----|-----|
| 27 | 3 | 6 | 3   | 8  | 11 | 15  |

**Houston Astros @ Philadelphia Phillies**  
 Veterans Stadium, Philadelphia, PA  
 Fri May 03 1985, 7:05 PM EDT  
 Att. 17,330 - Unknown

WP: 1 PA: 36  
 PB: 0  
 SB: 1  
 CS: 1



livebaseballscorecards.com



| Batter   | 1   | 2   | 3   | 4   | 5   | 6   | 7   | 8   | 9   | 10  | 11  | 12  | 13  | AB R H RBI BB SO LOB  | TOP  |                                     |  |
|--|---|---|---|---|---|---|---|---|---|---|---|---|---|---|--|-------------------------------------|--|
| <b>Bill Doran, S</b> (1, 4)<br><small>OBP: 0.351, SLG: 0.318</small>   | 0-0<br><b>F9</b>  |   | 0-0<br><b>4-3</b>   |   | 0-0<br><b>1B</b>  |   |   | 0-0<br><b>F8</b>  | 0-0<br><b>S</b><br><b>1B</b>                                    |   |   | 0-0<br><b>6-3</b>   |   | 6 0 2 0 0 0 0   |  |                                     |  |
| <b>Ty Gaineley, L</b> (1, 9)<br><small>OBP: 0.333, SLG: 0.143</small><br><b>Jim Pankovits, R</b> (9, PH)<br><small>OBP: 0.538, SLG: 0.400</small><br><b>Dave Smith, R</b> (9, 1)<br><b>Enos Cabell, R</b> (12, PH)<br><small>OBP: 0.300, SLG: 0.367</small><br><b>Bill Dawley, R</b> (12, 1) | 0-3<br><b>K</b>   |   | 0-0<br><b>4-3</b>   |   | 0-0<br><b>1B</b>  |   |   | 0-0<br><b>3-1</b>   | 0-0<br><b>F8</b>  |   |   | 0-0<br><b>F4</b>  |   | 4 0 1 0 0 1 0<br>1 0 0 0 0 0 1<br>0 0 0 0 0 0 0<br>1 0 0 0 0 0 0<br>0 0 0 0 0 0 0 |  |                                     |  |
| <b>Denny Walling, L</b> (1, 3)<br><small>OBP: 0.394, SLG: 0.493</small> (9, 9)   | 0-3<br><b>K</b>   |   |   | 0-0<br><b>F7</b>  | 0-0<br><b>4-3</b>   |   |   | 0-0<br><b>1B</b>  | 0-0<br><b>F7</b>  |   |   | 0-0<br><b>4-3</b>   |   | 6 0 1 0 0 1 3   |  |                                     |  |
| <b>Jose Cruz, L</b> (1, 7)<br><small>OBP: 0.370, SLG: 0.438</small>  |   | 0-0<br><b>1B</b><br><b>1B</b>                                   |   | 0-0<br><b>4-3</b><br><b>2B</b>                                  |   |   | 0-0<br><b>F8</b>  | 0-0<br><b>1B</b>  |   | 0-0<br><b>6-3</b>   |   |   | 0-3<br><b>K</b>   | 6 2 3 0 0 1 0   |  |                                     |  |
| <b>Jerry Mumphy, S</b> (1, 8)<br><small>OBP: 0.326, SLG: 0.349</small>   |   | 0-0<br><b>1B</b><br><b>1-3</b><br><b>1B</b>                     |   | 0-0<br><b>4-3</b>   |   |   | 0-0<br><b>F7</b>  | 0-0<br><b>6-3</b>   |   | 0-0<br><b>3-1</b>   |   |   | 0-0<br><b>5-3</b>   | 6 0 1 0 0 0 3   |  |                                     |  |
| <b>Phil Garner, R</b> (1, 5)<br><small>OBP: 0.316, SLG: 0.386</small>  |   | 0-0<br><b>1-3</b><br><b>3-H</b><br><b>1B</b>                    |   | 0-0<br><b>3-H</b><br><b>1B</b>                                  |   |   | 0-0<br><b>5-3</b>   |   | 0-3<br><b>K</b>   | 0-3<br><b>K</b>   |   |   | 0-3<br><b>K</b>   | 6 0 2 2 0 3 0   |  |                                     |  |
| <b>Alan Ashby, S</b> (1, 2)<br><small>OBP: 0.302, SLG: 0.388</small>   |   | 0-3<br><b>K</b>   |   | 0-0<br><b>4-3</b>   |   |   | 0-0<br><b>4-3</b>   |   | 0-0<br><b>HR</b><br><b>1B</b>                                   |   |   | 0-0<br><b>3-1</b>   |   | 5 1 1 0 0 1 2   |  |                                     |  |
| <b>Craig Reynolds, L</b> (1, 6)<br><small>OBP: 0.314, SLG: 0.404</small>   |   | 0-3<br><b>K</b>   |   |   | 0-0<br><b>1-3</b>   |   | 0-0<br><b>F8</b>  |   | 0-0<br><b>E4</b><br><b>HR</b>                                   |   |   | 0-0<br><b>F7</b>  |   | 5 1 0 0 0 1 2   |  |                                     |  |
| <b>Mike Scott, R</b> (1, 1)<br><b>Tim Tolman, R</b> (7, PH)<br><b>Ron Mathis, R</b> (7, 1)<br><b>Harry Spilman, L</b> (9, PH)<br><small>OBP: 0.125, SLG: 0.313</small> (9, 3)  |   |   | 0-0<br><b>6-3</b>   |   | 0-3<br><b>K</b>   |   | 0-0<br><b>3-1</b>   |   | 0-0<br><b>HR</b>  |   |   | 0-0<br><b>F9</b>  |   | 2 0 0 0 0 1 0<br>1 0 0 0 0 0 0<br>0 0 0 0 0 0 0<br>2 1 1 3 0 0 0                  |  |                                     |  |
| <b>Inning Stats</b>  | R: 0<br>E: 0<br>K: 2<br>S: 7<br>H: 0<br>LOB: 0<br>BB: 0<br>P: 7 | R: 1<br>E: 0<br>K: 2<br>S: 9<br>H: 3<br>LOB: 1<br>BB: 0<br>P: 9 | R: 0<br>E: 0<br>K: 0<br>S: 3<br>H: 0<br>LOB: 0<br>BB: 0<br>P: 3 | R: 1<br>E: 0<br>K: 0<br>S: 5<br>H: 2<br>LOB: 1<br>BB: 0<br>P: 5 | R: 0<br>E: 0<br>K: 1<br>S: 7<br>H: 2<br>LOB: 2<br>BB: 0<br>P: 7 | R: 0<br>E: 0<br>K: 0<br>S: 3<br>H: 0<br>LOB: 0<br>BB: 0<br>P: 3 | R: 0<br>E: 0<br>K: 0<br>S: 3<br>H: 0<br>LOB: 0<br>BB: 0<br>P: 3 | R: 0<br>E: 0<br>K: 0<br>S: 5<br>H: 2<br>LOB: 2<br>BB: 0<br>P: 5 | R: 3<br>E: 1<br>K: 1<br>S: 9<br>H: 3<br>LOB: 1<br>BB: 0<br>P: 9 | R: 0<br>E: 0<br>K: 1<br>S: 5<br>H: 0<br>LOB: 0<br>BB: 0<br>P: 5 | R: 0<br>E: 0<br>K: 0<br>S: 3<br>H: 0<br>LOB: 0<br>BB: 0<br>P: 3 | R: 0<br>E: 0<br>K: 0<br>S: 3<br>H: 0<br>LOB: 0<br>BB: 0<br>P: 3 | R: 0<br>E: 0<br>K: 2<br>S: 7<br>H: 0<br>LOB: 0<br>BB: 0<br>P: 7 | 1B: 10<br>2B: 1<br>3B: 0<br>HR: 1<br>SF: 0<br>SAC: 0<br>DP: 0<br>HBP: 0           | WP: 0<br>PB: 0<br>SB: 1<br>CS: 0<br>PA: 51 |                                     |  |
| <b>PITCHER</b><br><b>John Denny, R</b> (1, 1)<br><small>ERA: 4.1</small><br><b>Don Carman, L</b> (9, 1)<br><small>ERA:</small><br><b>Larry Andersen, R</b> (10, 1)<br><small>ERA: 2.57</small><br><b>Dave Rucker, L</b> (12, 1)<br><small>ERA:</small>                                       | IP<br>8.1<br>0.2<br>2.0<br>2.0                                  | WLS<br>37<br>2<br>6<br>W 6                                      | BF<br>37<br>0<br>6<br>6   | H<br>12<br>0<br>0<br>0  | R<br>5<br>0<br>0<br>0   | ER<br>4<br>0<br>0<br>0  | SO<br>6<br>0<br>1<br>2  | BB<br>0<br>0<br>0<br>0  | IBB<br>0<br>0<br>0<br>0   | HBP<br>0<br>0<br>0<br>0   | BLK<br>0<br>0<br>0<br>0   | WP<br>0<br>0<br>0<br>0  | HR<br>1<br>2<br>8<br>10   | S<br>49<br>2<br>8<br>10   | P<br>49<br>2<br>8<br>10                    | ERA<br>4.32<br>0.00<br>0.00<br>0.00 | WHIP<br>1.440<br>0.000<br>0.000<br>0.000 |
| <b>PITCHER</b>   | IP<br>0   | WLS<br>0  | BF<br>0   | H<br>0  | R<br>0  | ER<br>0   | SO<br>0   | BB<br>0   | IBB<br>0  | HBP<br>0  | BLK<br>0  | WP<br>0   | HR<br>0   | S<br>0  | P<br>0                                     | ERA<br>0                            | WHIP<br>0                                |

**Houston Astros @ Philadelphia Phillies**  
 Veterans Stadium, Philadelphia, PA  
 Sat May 04 1985, 7:05 PM EDT  
 Att. 25,521 - Unknown

livebaseballscorecards.com

|     |    |
|-----|----|
| AB  | 51 |
| R   | 5  |
| H   | 12 |
| RBI | 5  |
| BB  | 0  |
| SO  | 9  |
| LOB | 11 |



| Batter   | 1          | 2          | 3         | 4                             | 5               | 6 | 7                   | 8 | 9             | 10         | 11                    | 12         | 13               |
|--|------------|------------|-----------|-------------------------------|-----------------|---|---------------------|---|---------------|------------|-----------------------|------------|------------------|
| Juan Samuel, R<br>(1, 4)<br>OBP: 0.276, SLG: 0.362       | 0-0<br>4-3 |            | 0-0<br>F8 | 0-0<br>F7                     |                 |   | 0-0<br>F8           |   | 0-0<br>G6-4-3 |            | 0-0<br>FC6-4          |            |                  |
| Jeff Stone, L<br>(1, 7)<br>OBP: 0.364, SLG: 0.451        | 0-0<br>F7  |            |           | 0-0<br>6-3                    | 0-0<br>F8       |   | 0-0<br>1B           |   |               | 0-0<br>F9  |                       | 0-0<br>6-3 |                  |
| Garry Maddox, R<br>(8, 8)<br>OBP: 0.458, SLG: 0.550      |            |            |           | 0-0<br>WP<br>1B               | 0-3<br>K        |   | 0-0<br>F7           |   |               | 0-0<br>4-3 |                       | 0-0<br>4-3 |                  |
| Von Hayes, L<br>(1, 8)<br>OBP: 0.421, SLG: 0.494         | 0-0<br>2B  |            |           | 4-0<br>1B<br>WP<br>HR<br>BB   | 0-0<br>F9       |   | 0-0<br>4-3          |   | 0-0<br>4-3    | 0-0<br>4-3 |                       | 0-3<br>K   |                  |
| Glenn Wilson, R<br>(1, 9)<br>OBP: 0.300, SLG: 0.493      | 0-0<br>5-3 |            |           | 0-0<br>4-3                    | 0-0<br>HR<br>1B |   | 0-0<br>G6-4-3<br>1B |   | 0-0<br>G6-4-3 |            | 0-3<br>K              |            | 0-0<br>F7        |
| Tim Corcoran, L<br>(1, 3)<br>OBP: 0.371, SLG: 0.364      |            | 0-0<br>4-3 |           | 0-0<br>1-3<br>2-H<br>HR<br>1B | 0-0<br>G6-4-3   |   | 0-0<br>G6-4-3       |   | 0-0<br>1-2f   |            | 0-0<br>K              |            | 0-0<br>HR<br>1B  |
| Ozzie Virgil, R<br>(1, 2)<br>OBP: 0.366, SLG: 0.537      | 0-0<br>F8  |            |           | 0-0<br>1-H<br>3-H<br>HR       | 0-0<br>G6-4-3   |   | 0-0<br>1-2f         |   | 0-3<br>K      |            | 0-0<br>K              |            | 0-0<br>HR<br>1B  |
| Luis Aguayo, R<br>(1, 5)<br>OBP: 0.308, SLG: 0.769       | 0-3<br>K   |            |           | 0-0<br>1B                     | 0-0<br>HR       |   | 0-0<br>K            |   | 0-0<br>K      |            | 0-0<br>E<br>BLK<br>1B |            | 0-0<br>1-H<br>HR |
| Steve Jeltz, S<br>(1, 6)<br>OBP: 0.246, SLG: 0.200       |            |            |           | 0-0<br>6-3                    | 0-0<br>1B       |   | 0-0<br>6-3          |   | 0-0<br>F7     |            | 0-0<br>5-3            |            |                  |
| Greg Gross, L<br>(9, PH)<br>OBP: 0.259, SLG: 0.280       |            |            |           | 0-0<br>1-2<br>1B              | 0-3<br>K        |   | 0-0<br>6-3          |   | 0-0<br>G6-4-3 |            | 0-0<br>E5             |            |                  |
| Larry Andersen, R<br>(10, 1)<br>OBP: 0.222, SLG: 0.125   |            |            |           | 0-0<br>F6                     | 0-0<br>K        |   | 0-0<br>6-3          |   | 0-0<br>G6-4-3 |            | 0-0<br>FC6-4          |            |                  |
| John Wockenfuss, R<br>(11, PH)<br>OBP: 0.222, SLG: 0.125 |            |            |           |                               |                 |   |                     |   |               |            |                       |            |                  |
| Dave Rucker, L<br>(12, 1)                                |            |            |           |                               |                 |   |                     |   |               |            |                       |            |                  |
| John Denny, R<br>(1, 1)<br>OBP: 0.143, SLG: 0.077        |            |            |           |                               |                 |   |                     |   |               |            |                       |            |                  |
| Don Carman, L<br>(9, 1)                                  |            |            |           |                               |                 |   |                     |   |               |            |                       |            |                  |
| Mike Schmidt, R<br>(9, PH)<br>OBP: 0.322, SLG: 0.333     |            |            |           |                               |                 |   |                     |   |               |            |                       |            |                  |
| Kiko Garcia, R<br>(9, PR)<br>(10, 6)                     |            |            |           |                               |                 |   |                     |   |               |            |                       |            |                  |

| Inning Stats | R: 0 | H: 1 | E: 0 | LOB: 1 | K: 0 | BB: 0 | S: 4  | P: 4  |
|--------------|------|------|------|--------|------|-------|-------|-------|
|              | R: 0 | H: 0 | E: 0 | LOB: 0 | K: 1 | BB: 0 | S: 5  | P: 5  |
|              | R: 0 | H: 0 | E: 0 | LOB: 0 | K: 0 | BB: 0 | S: 3  | P: 3  |
|              | R: 4 | H: 5 | E: 0 | LOB: 2 | K: 1 | BB: 1 | S: 10 | P: 14 |
|              | R: 0 | H: 0 | E: 0 | LOB: 0 | K: 1 | BB: 0 | S: 5  | P: 5  |
|              | R: 1 | H: 2 | E: 0 | LOB: 0 | K: 0 | BB: 0 | S: 4  | P: 4  |
|              | R: 0 | H: 1 | E: 0 | LOB: 1 | K: 0 | BB: 0 | S: 4  | P: 4  |
|              | R: 0 | H: 1 | E: 0 | LOB: 1 | K: 1 | BB: 1 | S: 6  | P: 6  |
|              | R: 0 | H: 1 | E: 0 | LOB: 1 | K: 0 | BB: 0 | S: 3  | P: 3  |
|              | R: 0 | H: 1 | E: 0 | LOB: 1 | K: 0 | BB: 0 | S: 4  | P: 4  |
|              | R: 0 | H: 1 | E: 1 | LOB: 2 | K: 1 | BB: 0 | S: 7  | P: 7  |
|              | R: 0 | H: 0 | E: 0 | LOB: 0 | K: 1 | BB: 0 | S: 5  | P: 5  |
|              | R: 2 | H: 2 | E: 0 | LOB: 0 | K: 0 | BB: 0 | S: 3  | P: 3  |
|              | R: 0 | H: 0 | E: 0 | LOB: 0 | K: 0 | BB: 0 | S: 3  | P: 3  |
|              | R: 0 | H: 0 | E: 0 | LOB: 0 | K: 1 | BB: 0 | S: 1  | P: 1  |
|              | R: 0 | H: 0 | E: 0 | LOB: 0 | K: 0 | BB: 0 | S: 1  | P: 1  |

| AB | R | H | RBI | BB | SO | LOB |
|----|---|---|-----|----|----|-----|
| 6  | 0 | 0 | 0   | 0  | 0  | 5   |
| 4  | 0 | 1 | 0   | 0  | 0  | 0   |
| 2  | 0 | 0 | 0   | 0  | 0  | 0   |
| 6  | 1 | 2 | 0   | 0  | 1  | 1   |
| 5  | 1 | 1 | 0   | 1  | 1  | 1   |
| 6  | 1 | 2 | 1   | 0  | 0  | 1   |
| 6  | 2 | 3 | 3   | 0  | 1  | 1   |
| 6  | 2 | 4 | 3   | 0  | 2  | 1   |
| 3  | 0 | 1 | 0   | 0  | 0  | 0   |
| 1  | 0 | 0 | 0   | 0  | 0  | 0   |
| 0  | 0 | 0 | 0   | 0  | 0  | 0   |
| 1  | 0 | 0 | 0   | 0  | 0  | 1   |
| 0  | 0 | 0 | 0   | 0  | 0  | 0   |
| 1  | 0 | 1 | 0   | 0  | 0  | 0   |
| 1  | 0 | 0 | 0   | 0  | 0  | 1   |

| WP | PA |
|----|----|
| 1  | 52 |
| 0  | 0  |
| 0  | 0  |
| 0  | 0  |
| 0  | 0  |

| PITCHER                                | IP  | WLS | BF | H | R | ER | SO | BB | IBB | HBP | BLK | WP | HR | S  | P  | ERA   | WHIP  |
|--|-----|-----|----|---|---|----|----|----|-----|-----|-----|----|----|----|----|-------|-------|
| Mike Scott, R<br>(1, 1)<br>ERA: 3.34   | 6.0 |     | 26 | 8 | 5 | 5  | 3  | 1  | 0   | 0   | 0   | 1  | 2  | 31 | 35 | 7.50  | 1.500 |
| Ron Mathis, R<br>(7, 1)<br>ERA: 4.41   | 2.0 |     | 8  | 2 | 0 | 0  | 1  | 0  | 0   | 0   | 0   | 0  | 0  | 10 | 10 | 0.00  | 1.000 |
| Dave Smith, R<br>(9, 1)<br>ERA: 0.49   | 3.0 |     | 12 | 3 | 0 | 0  | 1  | 0  | 0   | 0   | 1   | 0  | 0  | 14 | 14 | 0.00  | 1.000 |
| Bill Dawley, R<br>(12, 1)<br>ERA: 6.35 | 1.1 | L   | 6  | 2 | 2 | 2  | 1  | 0  | 0   | 0   | 0   | 0  | 1  | 8  | 8  | 13.50 | 1.500 |

**Houston Astros @ Philadelphia Phillies**  
Veterans Stadium, Philadelphia, PA  
Sat May 04 1985, 7:05 PM EDT  
Att: 25,521 - Unknown

livebaseballscorecards.com

| AB  | 51 |
|-----|----|
| R   | 7  |
| H   | 15 |
| RBI | 7  |
| BB  | 1  |
| SO  | 6  |
| LOB | 14 |





| Batter   | 1                            | 2                               | 3                            | 4                               | 5                            | 6                               | 7                            | 8                               | 9                            | AB                              | R                            | H                               | RBI                          | BB                              | SO                           | LOB                             | TOP                          |                                 |                                  |                                    |                                  |        |  |  |  |  |  |
|--|------------------------------|---------------------------------|------------------------------|---------------------------------|------------------------------|---------------------------------|------------------------------|---------------------------------|------------------------------|---------------------------------|------------------------------|---------------------------------|------------------------------|---------------------------------|------------------------------|---------------------------------|------------------------------|---------------------------------|----------------------------------|------------------------------------|----------------------------------|--------|--|--|--|--|--|
| Jim Pankovits, R (1, 4)<br>OBP: 0.412, SLG: 0.286  | 0-0<br>5-3                   | 0-0<br>4-3                      |                              |                                 | 0-0<br>5-3                   |                                 | 0-0<br>F9                    |                                 |                              | 4                               | 0                            | 0                               | 0                            | 0                               | 0                            | 1                               |                              |                                 |                                  |                                    |                                  |        |  |  |  |  |  |
| Enos Cabell, R (1, 3)<br>OBP: 0.296, SLG: 0.358  | 0-0<br>4-3                   |                                 | 0-0<br>F8                    |                                 | 0-0<br>BB SF9 1B             |                                 | 0-0<br>F9                    |                                 |                              | 4                               | 1                            | 1                               | 0                            | 0                               | 0                            | 0                               |                              |                                 |                                  |                                    |                                  |        |  |  |  |  |  |
| Phil Garner, R (1, 5)<br>OBP: 0.325, SLG: 0.384  | 4-0<br>HR BB                 |                                 | 0-0<br>1-3                   |                                 | 0-0<br>BB 1B                 |                                 | 0-0<br>F8                    |                                 |                              | 3                               | 1                            | 1                               | 0                            | 1                               | 0                            | 0                               |                              |                                 |                                  |                                    |                                  |        |  |  |  |  |  |
| Jose Cruz, L (1, 7)<br>OBP: 0.385, SLG: 0.485  | 0-0<br>1-H HR                |                                 | 0-0<br>2B                    |                                 | 4-0<br>BB                    |                                 |                              | 0-0<br>3-1                      |                              | 3                               | 1                            | 2                               | 2                            | 1                               | 0                            | 0                               |                              |                                 |                                  |                                    |                                  |        |  |  |  |  |  |
| Jerry Mumphy, S (1, 8)<br>OBP: 0.323, SLG: 0.341   | 0-0<br>4-3                   |                                 | 4-0<br>BB                    |                                 | 0-0<br>SF9                   |                                 |                              | 0-3<br>K                        |                              | 2                               | 0                            | 0                               | 1                            | 1                               | 1                            | 0                               |                              |                                 |                                  |                                    |                                  |        |  |  |  |  |  |
| Tim Tolman, R (1, 9)<br>Bill Dawley, R (8, 1)<br>Frank DiPino, L (9, 1)                        |                              | 0-0<br>F8                       | 0-0<br>F9                    |                                 | 0-0<br>F9                    |                                 |                              | 0-3<br>K                        |                              | 4                               | 0                            | 0                               | 0                            | 0                               | 1                            | 4                               |                              |                                 |                                  |                                    |                                  |        |  |  |  |  |  |
| Mark Bailey, S (1, 2)<br>OBP: 0.256, SLG: 0.167  |                              | 4-0<br>FC1-6 BB                 |                              | 0-0<br>F8                       |                              | 0-0<br>6-3                      |                              | 0-0<br>F5                       |                              | 3                               | 0                            | 0                               | 0                            | 1                               | 0                            | 0                               |                              |                                 |                                  |                                    |                                  |        |  |  |  |  |  |
| Dickie Thon, R (1, 6)<br>OBP: 0.245, SLG: 0.196  |                              | 0-0<br>FC1-6 2B                 |                              | 0-3<br>K                        |                              | 0-0<br>F9                       |                              | 0-3<br>K                        |                              | 4                               | 1                            | 0                               | 0                            | 0                               | 2                            | 1                               |                              |                                 |                                  |                                    |                                  |        |  |  |  |  |  |
| Joe Niekro, R (1, 1)<br>Denny Walling, L (8, 9)<br>OBP: 0.389, SLG: 0.485                      |                              | 0-0<br>1-H 2B                   |                              | 0-0<br>5-3                      |                              | 0-0<br>F9                       |                              | 0-0<br>F7                       |                              | 3                               | 0                            | 1                               | 1                            | 0                               | 0                            | 0                               |                              |                                 |                                  |                                    |                                  |        |  |  |  |  |  |
| <b>Inning Stats</b>  | R: 2<br>E: 0<br>K: 0<br>S: 4 | H: 1<br>LOB: 0<br>BB: 1<br>P: 8 | R: 1<br>E: 0<br>K: 0<br>S: 4 | H: 1<br>LOB: 1<br>BB: 1<br>P: 8 | R: 0<br>E: 0<br>K: 0<br>S: 4 | H: 1<br>LOB: 2<br>BB: 1<br>P: 8 | R: 0<br>E: 0<br>K: 1<br>S: 5 | H: 0<br>LOB: 0<br>BB: 0<br>P: 5 | R: 1<br>E: 0<br>K: 0<br>S: 5 | H: 2<br>LOB: 2<br>BB: 1<br>P: 9 | R: 0<br>E: 0<br>K: 0<br>S: 3 | H: 0<br>LOB: 0<br>BB: 0<br>P: 3 | R: 0<br>E: 0<br>K: 0<br>S: 3 | H: 0<br>LOB: 0<br>BB: 0<br>P: 3 | R: 0<br>E: 0<br>K: 2<br>S: 7 | H: 0<br>LOB: 0<br>BB: 0<br>P: 7 | R: 0<br>E: 0<br>K: 1<br>S: 5 | H: 0<br>LOB: 0<br>BB: 0<br>P: 5 | 1B: 2<br>2B: 2<br>3B: 0<br>HR: 1 | SF: 1<br>SAC: 0<br>DP: 0<br>HBP: 0 | WP: 0<br>PB: 0<br>SB: 0<br>CS: 0 | PA: 36 |  |  |  |  |  |
| <b>PITCHER</b><br>Shane Rawley, L (1, 1)<br>ERA: 2.63<br>Charles Hudson, R (7, 1)<br>ERA: 3.14 | IP<br>6.0                    | WLS<br>L                        | BF<br>27                     | H<br>5                          | R<br>4                       | ER<br>4                         | SO<br>1                      | BB<br>4                         | IBB<br>0                     | HBP<br>0                        | BLK<br>0                     | WP<br>0                         | HR<br>1                      | S<br>25                         | P<br>41                      | ERA<br>6.00                     | WHIP<br>1.500                |                                 |                                  |                                    |                                  |        |  |  |  |  |  |
| <b>PITCHER</b>   | IP                           | WLS                             | BF                           | H                               | R                            | ER                              | SO                           | BB                              | IBB                          | HBP                             | BLK                          | WP                              | HR                           | S                               | P                            | ERA                             | WHIP                         |                                 |                                  |                                    |                                  |        |  |  |  |  |  |

Houston Astros @ Philadelphia Phillies  
Veterans Stadium, Philadelphia, PA  
Sun May 05 1985, 3:33 AM EDT  
Att. 27,506 - Unknown

|     |    |
|-----|----|
| AB  | 31 |
| R   | 4  |
| H   | 5  |
| RBI | 4  |
| BB  | 4  |
| SO  | 4  |
| LOB | 6  |



|       |        |
|-------|--------|
| WP: 0 | PA: 36 |
| PB: 0 |        |
| SB: 0 |        |
| CS: 0 |        |

BOTTOM

Houston Astros @ Philadelphia Phillies  
Veterans Stadium, Philadelphia, PA

livebaseballscores.com

|     |    |
|-----|----|
| AB  | 34 |
| R   | 3  |
| H   | 8  |
| RBI | 3  |
| BB  | 5  |
| SO  | 6  |
| LOB | 22 |



|    |   |    |    |
|----|---|----|----|
| WP | 2 | PA | 39 |
| PB | 3 |    |    |
| SB | 3 |    |    |
| CS | 0 |    |    |

Sun May 05 1985, 3:33 AM EDT  
Att. 27,506 - Unknown

AB R H RBI BB SO LOB

|   |   |   |   |   |   |   |
|---|---|---|---|---|---|---|
| 5 | 1 | 1 | 0 | 0 | 2 | 4 |
| 3 | 2 | 1 | 0 | 2 | 0 | 2 |
| 5 | 0 | 1 | 1 | 0 | 0 | 4 |
| 4 | 0 | 2 | 2 | 0 | 1 | 2 |
| 3 | 0 | 0 | 0 | 1 | 0 | 3 |
| 3 | 0 | 0 | 0 | 1 | 0 | 2 |
| 4 | 0 | 1 | 0 | 0 | 3 | 1 |
| 2 | 0 | 1 | 0 | 0 | 0 | 0 |
| 1 | 0 | 0 | 0 | 0 | 0 | 1 |
| 1 | 0 | 0 | 0 | 0 | 0 | 0 |
| 1 | 0 | 1 | 0 | 0 | 0 | 0 |
| 0 | 0 | 0 | 0 | 0 | 0 | 0 |

|    |   |     |   |
|----|---|-----|---|
| 1B | 8 | SF  | 0 |
| 2B | 0 | SAC | 0 |
| 3B | 0 | DP  | 1 |
| HR | 0 | HBP | 0 |

|    |   |    |    |
|----|---|----|----|
| WP | 2 | PA | 39 |
| PB | 3 |    |    |
| SB | 3 |    |    |
| CS | 0 |    |    |

| Batter  | 1                           | 2                  | 3                          | 4        | 5               | 6 | 7                | 8 | 9         |
|---|-----------------------------|--------------------|----------------------------|----------|-----------------|---|------------------|---|-----------|
| Juan Samuel, R<br>OBP: 0.272, SLG: 0.354<br>(1, 4)  | 0-0<br>F8                   | 0-0<br>FC5-4       |                            | 0-3<br>K |                 |   | 0-0<br>3-1<br>1B |   | 0-3<br>K  |
| Greg Gross, L<br>OBP: 0.313, SLG: 0.286<br>(1, 7)   | 4-0<br>WP<br>1B<br>BB       |                    | 0-0<br>PB<br>1B            |          | 4-0<br>WP<br>BB |   | 0-0<br>F7        |   | 0-0<br>G3 |
| Von Hayes, L<br>OBP: 0.410, SLG: 0.477<br>(1, 8)  | 0-0<br>PB<br>S<br>1B<br>1-H |                    | 0-0<br>F9                  |          | 0-0<br>F7       |   | 0-0<br>3-1       |   | 0-0<br>L7 |
| Glenn Wilson, R<br>OBP: 0.310, SLG: 0.494<br>(1, 9)   | 0-3<br>K                    |                    | 0-0<br>G6-4-3<br>1B<br>1-H |          | 0-0<br>1-3      |   | 0-0<br>S<br>1B   |   |           |
| Tim Corcoran, L<br>OBP: 0.364, SLG: 0.345<br>(1, 3)   | 4-0<br>2-3<br>BB            |                    | 0-0<br>G6-4-3              |          | 0-0<br>F8       |   | 0-0<br>G3        |   |           |
| Darren Daulton, L<br>OBP: 0.333, SLG: 0.143<br>(1, 2)   | 0-0<br>1-3                  |                    | 4-0<br>1B<br>BB            |          | 0-0<br>F8       |   | 0-0<br>F2        |   |           |
| Luis Aguayo, R<br>OBP: 0.294, SLG: 0.647<br>(1, 5)  |                             | 0-3<br>K           | 0-3<br>K                   |          | 0-0<br>PB<br>1B |   | 0-3<br>K         |   |           |
| Steve Jeltz, S<br>OBP: 0.254, SLG: 0.210<br>Jeff Stone, L (6, PH)<br>OBP: 0.359, SLG: 0.444<br>Kiko Garcia, R (7, 6)  |                             | 0-0<br>F6          | 0-0<br>1-2<br>1B           |          | 0-0<br>F5       |   | 0-0<br>4-3       |   |           |
| Shane Rawley, R (1, 1)<br>Mike Schmidt, R (6, PH)<br>OBP: 0.318, SLG: 0.329<br>Charles Hudson, S (7, 1)<br>Ozzie Virgil, R (9, PH)<br>OBP: 0.375, SLG: 0.544<br>Garry Maddox, R (9, PR)<br>OBP: 0.458, SLG: 0.550 |                             | 4-0<br>FC5-4<br>BB | 0-0<br>B1                  |          | 0-0<br>5-3      |   | 0-0<br>G3<br>1B  |   |           |

| Inning Stats | R: 1 | H: 1 | E: 0 | K: 1 | S: 6 | R: 0 | H: 0 | E: 0 | K: 1 | S: 5 | R: 0 | H: 2 | E: 0 | K: 0 | S: 4 | R: 0 | H: 1 | E: 0 | K: 2 | S: 8 | R: 0 | H: 0 | E: 0 | K: 0 | S: 3 | R: 0 | H: 1 | E: 0 | K: 0 | S: 4 | R: 1 | H: 2 | E: 0 | K: 0 | S: 5 | R: 0 | H: 0 | E: 0 | K: 1 | S: 5 | R: 0 | H: 1 | E: 0 | K: 1 | S: 6 | 1B: 8 | 2B: 0 | 3B: 0 | HR: 0 | SF: 0 | SAC: 0 | DP: 1 | HBP: 0 |
|--------------|------|------|------|------|------|------|------|------|------|------|------|------|------|------|------|------|------|------|------|------|------|------|------|------|------|------|------|------|------|------|------|------|------|------|------|------|------|------|------|------|------|------|------|------|------|-------|-------|-------|-------|-------|--------|-------|--------|
|--------------|------|------|------|------|------|------|------|------|------|------|------|------|------|------|------|------|------|------|------|------|------|------|------|------|------|------|------|------|------|------|------|------|------|------|------|------|------|------|------|------|------|------|------|------|------|-------|-------|-------|-------|-------|--------|-------|--------|

| PITCHER                               | IP  | WLS | BF | H | R | ER | SO | BB | IBB | HBP | BLK | WP | HR | S  | P  | ERA  | WHIP  |
|---------------------------------------|-----|-----|----|---|---|----|----|----|-----|-----|-----|----|----|----|----|------|-------|
| Joe Niekro, R<br>ERA: 2.29<br>(1, 1)  | 7.0 |     | 32 | 7 | 3 | 2  | 4  | 5  | 0   | 0   | 0   | 2  | 0  | 35 | 55 | 2.57 | 1.714 |
| Bill Dawley, R<br>ERA: 5.54<br>(8, 1) | 1.2 |     | 6  | 1 | 0 | 0  | 2  | 0  | 0   | 0   | 0   | 0  | 0  | 10 | 10 | 0.00 | 0.600 |
| Frank DiPino, L<br>ERA: 4.5<br>(9, 1) | 0.1 | S   | 1  | 0 | 0 | 0  | 0  | 0  | 0   | 0   | 0   | 0  | 0  | 1  | 1  | 0.00 | 0.000 |



| Batter  | 1   | 2   | 3   | 4   | 5   | 6   | 7   | 8   | 9   | AB R H RBI BB SO LOB                                       | TOP                                     |                |   |
|---|---|---|---|---|---|---|---|---|---|--|---|----------------|---|
| Eddie Milner, L (1, 8)<br>OBP: 0.373, SLG: 0.327    | 4-0<br>CS<br>BB                                       |   | 0-0<br>F4   |   | 0-0<br>4-3<br>1B S<br>1B                            |   | 0-0<br>1-3  |   |   | 3 1 1 0 1 0 1  |   |                |   |
| Pete Rose, S (1, 3)<br>OBP: 0.368, SLG: 0.307       | 4-0<br>1-2<br>BB                                      |   | 0-0<br>5-3  |   | 0-0<br>FC<br>4-3<br>1B                              |   |   | 0-0<br>4-3  |   | 3 0 0 0 1 0 2  |   |                |   |
| Dave Parker, L (1, 9)<br>OBP: 0.337, SLG: 0.474     | 0-0<br>F7   |   | 0-0<br>G3   |   | 0-0<br>4-3  |   |   | 0-0<br>F8   |   | 4 0 0 0 0 0 4  |   |                |   |
| Cesar Cedeno, R (1, 7)<br>OBP: 0.341, SLG: 0.321    | 0-3<br>K  |   |   | 0-0<br>4-3  | 0-0<br>2-H<br>3-H<br>1B                             |   |   | 0-3<br>K  |   | 4 0 1 1 0 2 1  |   |                |   |
| Nick Esasky, R (1, 5)<br>OBP: 0.322, SLG: 0.474     |   | 0-0<br>4-3  |   | 0-0<br>3B S<br>1B                                   |   | 0-0<br>F9   |   | 0-0<br>5-3  |   | 4 1 1 0 0 0 0  |   |                |   |
| Dave Concepcion, R (1, 6)<br>OBP: 0.277, SLG: 0.393 |   | 0-0<br>G3   |   | 0-0<br>F8   |   | 0-3<br>K  |   | 0-3<br>K  |   | 4 0 0 0 0 2 1  |   |                |   |
| Ron Oester, S (1, 4)<br>OBP: 0.333, SLG: 0.359      |   | 4-0<br>FC5 S<br>BB                                  |   | 0-0<br>1-H<br>3B                                    |   | 0-0<br>5-3  |   | 4-0<br>BB   |   | 2 0 1 1 2 0 0  |   |                |   |
| Dave Vangorder, R (1, 2)<br>OBP: 0.250, SLG: 0.235  |   | 0-0<br>FC5<br>1-3                                   |   | 0-0<br>4-3  |   | 0-3<br>K  |   | 0-0<br>F7   |   | 4 0 0 0 0 1 3  |   |                |   |
| Mario Soto, R (1, 1)<br>OBP: 0.182, SLG: 0.143      |   |   | 0-0<br>5-3<br>1B                                    |   | 0-3<br>K  |   | 0-0<br>F8   |   |   | 3 0 1 0 0 1 0  |   |                |   |
| John Franco, L (8, 1)                               |   |   |   |   |   |   |   |   |   | 0 0 0 0 0 0 0  |   |                |   |
| Ted Power, R (9, 1)                                 |   |   |   |   |   |   |   |   |   | 0 0 0 0 0 0 0  |   |                |   |
| <b>Inning Stats</b>                                 | R: 0 H: 0<br>E: 0 LOB: 1<br>K: 1 BB: 2<br>S: 4 P: 12  | R: 0 H: 0<br>E: 0 LOB: 1<br>K: 0 BB: 1<br>S: 3 P: 7 | R: 0 H: 1<br>E: 0 LOB: 1<br>K: 0 BB: 0<br>S: 4 P: 4 | R: 1 H: 2<br>E: 0 LOB: 1<br>K: 0 BB: 0<br>S: 5 P: 5 | R: 1 H: 2<br>E: 0 LOB: 2<br>K: 1 BB: 0<br>S: 7 P: 7 | R: 0 H: 0<br>E: 0 LOB: 0<br>K: 1 BB: 0<br>S: 5 P: 5 | R: 0 H: 0<br>E: 0 LOB: 0<br>K: 1 BB: 0<br>S: 5 P: 5 | R: 0 H: 0<br>E: 0 LOB: 0<br>K: 1 BB: 0<br>S: 5 P: 5 | R: 0 H: 0<br>E: 0 LOB: 1<br>K: 1 BB: 1<br>S: 5 P: 9 | 1B: 4 SF: 0<br>2B: 0 SAC: 0<br>3B: 1 DP: 0<br>HR: 0 HBP: 0 | WP: 0 PA: 35<br>PB: 0<br>SB: 3<br>CS: 1 |                |   |
| <b>PITCHER</b>                                      | IP WLS BF H R ER SO BB IBB HBP BLK WP HR S P ERA WHIP |   |   |   |   |   |   |   |   |  |   | <b>PITCHER</b> | IP WLS BF H R ER SO BB IBB HBP BLK WP HR S P ERA WHIP |
| Kevin Gross, R (1, 1)<br>ERA: 3.04                  | 5.0 L 22 5 2 2 2 3 0 0 0 0 0 0 23 35 3.60 1.600       |   |   |   |   |   |   |   |   |  |   |                |   |
| Charles Hudson, R (6, 1)<br>ERA: 2.76               | 2.0 6 0 0 0 2 0 0 0 0 0 0 0 10 10 0.00 0.000          |   |   |   |   |   |   |   |   |  |   |                |   |
| Dave Rucker, L (8, 1)<br>ERA:                       | 2.0 7 0 0 0 2 1 0 0 0 0 0 0 10 14 0.00 0.500          |   |   |   |   |   |   |   |   |  |   |                |   |

Cincinnati Reds @ Philadelphia Phillies  
Veterans Stadium, Philadelphia, PA  
Tue May 07 1985, 7:05 PM EDT  
Att: 21,902 - Unknown

livebaseballscorecards.com

|     |    |
|-----|----|
| AB  | 31 |
| R   | 2  |
| H   | 5  |
| RBI | 2  |
| BB  | 4  |
| SO  | 6  |
| LOB | 12 |



| Batter   | 1         | 2                     | 3          | 4          | 5                | 6                               | 7         | 8          | 9               | AB R H RBI BB SO LOB   |
|--|-----------|-----------------------|------------|------------|------------------|---------------------------------|-----------|------------|-----------------|--|
| Juan Samuel, R<br>OBP: 0.278, SLG: 0.343 (1, 4)  | 0-0<br>F8 |                       | 0-3<br>K   |            |                  | 4-0<br>1B S<br>FC3-2 BB         | 4-0<br>BB |            | 0-3<br>K        | 3 0 0 0 2 2 2  |
| Jeff Stone, L<br>OBP: 0.341, SLG: 0.421 (1, 7)   | 0-0<br>F7 |                       |            | 0-0<br>4-3 |                  | 0-0<br>F7                       | 0-0<br>F7 |            |                 | 4 0 0 0 0 0 3  |
| Von Hayes, L<br>OBP: 0.413, SLG: 0.473 (1, 8)  | 0-0<br>1B |                       |            | 0-3<br>K   |                  | 4-0<br>FC3-2 1B<br>BB           |           | 0-0<br>6-3 |                 | 3 0 1 0 1 1 0  |
| Mike Schmidt, R<br>OBP: 0.315, SLG: 0.325 (1, 5)   | 0-0<br>F7 |                       |            | 0-0<br>1-3 |                  | 0-0<br>FC3-2<br>1-2 2-3<br>1B   |           | 0-0<br>F4  |                 | 4 0 1 0 0 0 1  |
| Tim Corcoran, L<br>OBP: 0.371, SLG: 0.344 (1, 3)   |           | 4-0<br>BB<br>G6-4-3   |            |            | 0-0<br>BB<br>1B  | 0-0<br>FC3-2<br>1-2 2-3<br>3-Hf |           | 0-3<br>K   |                 | 3 0 1 0 1 1 3  |
| Glenn Wilson, R<br>OBP: 0.295, SLG: 0.470 (1, 9)   |           | 0-0<br>G6-4-3<br>1-2f |            | 0-3<br>K   |                  | 0-3<br>K                        |           |            | 0-0<br>F9       | 4 0 0 0 0 2 5  |
| Ozzie Virgil, R<br>OBP: 0.395, SLG: 0.557 (1, 2)   |           | 0-3<br>K              |            |            | 4-0<br>BB<br>1-2 |                                 | 0-0<br>2B |            | 4-0<br>BB<br>1B | 2 0 1 0 2 1 0<br>0 0 0 0 0 0 0   |
| Steve Jeltz, S<br>OBP: 0.254, SLG: 0.210 (9, PR)   |           |                       |            |            |                  |                                 |           |            |                 |  |
| Luis Aguayo, R<br>OBP: 0.250, SLG: 0.550 (1, 6)  |           |                       | 0-0<br>6-3 |            | 0-0<br>F7        |                                 | 0-0<br>F9 |            | 0-3<br>K        | 3 0 0 0 0 0 3<br>1 0 0 0 0 1 1   |
| John Wockenfuss, R<br>OBP: 0.200, SLG: 0.111 (9, PH)   |           |                       |            |            |                  |                                 |           |            |                 |  |
| Kevin Gross, R<br>Greg Gross, L<br>Charles Hudson, S<br>Darren Daulton, L<br>Dave Rucker, L<br>Garry Maddox, R |           |                       | 0-0<br>1-3 |            | 0-0<br>1-3       |                                 | 0-3<br>K  |            | 0-0<br>1B       | 1 0 0 0 0 0 0<br>1 0 0 0 0 0 2<br>0 0 0 0 0 0 0<br>1 0 0 0 0 0 1 1<br>0 0 0 0 0 0 0 0<br>1 0 1 0 0 0 0 0 |

**BOTTOM**

**Cincinnati Reds @ Philadelphia Phillies**  
**Veterans Stadium, Philadelphia, PA**  
 Tue May 07 1985, 7:05 PM EDT  
 Att. 21,902 - Unknown

[livebaseballscorecards.com](http://livebaseballscorecards.com)

|     |    |
|-----|----|
| AB  | 31 |
| R   | 0  |
| H   | 5  |
| RBI | 0  |
| BB  | 6  |
| SO  | 9  |
| LOB | 21 |



| Inning Stats | R: 0 | H: 1 | E: 0 | K: 0 | S: 4 | H: 0 | LOB: 1 | BB: 0 | P: 4 | R: 0 | H: 0 | E: 0 | K: 1 | S: 4 | H: 0 | LOB: 0 | BB: 1 | P: 8 | R: 0 | H: 0 | E: 0 | K: 1 | S: 5 | H: 0 | LOB: 0 | BB: 0 | P: 5 | R: 0 | H: 1 | E: 0 | K: 1 | S: 6 | H: 1 | LOB: 2 | BB: 1 | P: 10 | R: 0 | H: 1 | E: 0 | K: 1 | S: 6 | H: 1 | LOB: 3 | BB: 2 | P: 14 | R: 0 | H: 1 | E: 0 | K: 1 | S: 6 | H: 1 | LOB: 2 | BB: 1 | P: 10 | R: 0 | H: 0 | E: 0 | K: 1 | S: 5 | H: 0 | LOB: 0 | BB: 0 | P: 5 | R: 0 | H: 1 | E: 0 | K: 2 | S: 8 | H: 1 | LOB: 2 | BB: 1 | P: 12 | 1B: 4 | SF: 0 | 2B: 1 | SAC: 0 | 3B: 0 | DP: 1 | HR: 0 | HBP: 0 | WP: 0 | PA: 37 |
|--------------|------|------|------|------|------|------|--------|-------|------|------|------|------|------|------|------|--------|-------|------|------|------|------|------|------|------|--------|-------|------|------|------|------|------|------|------|--------|-------|-------|------|------|------|------|------|------|--------|-------|-------|------|------|------|------|------|------|--------|-------|-------|------|------|------|------|------|------|--------|-------|------|------|------|------|------|------|------|--------|-------|-------|-------|-------|-------|--------|-------|-------|-------|--------|-------|--------|
|--------------|------|------|------|------|------|------|--------|-------|------|------|------|------|------|------|------|--------|-------|------|------|------|------|------|------|------|--------|-------|------|------|------|------|------|------|------|--------|-------|-------|------|------|------|------|------|------|--------|-------|-------|------|------|------|------|------|------|--------|-------|-------|------|------|------|------|------|------|--------|-------|------|------|------|------|------|------|------|--------|-------|-------|-------|-------|-------|--------|-------|-------|-------|--------|-------|--------|

| PITCHER                            | IP  | WLS | BF | H | R | ER | SO | BB | IBB | HBP | BLK | WP | HR | S  | P  | ERA  | WHIP  |
|------------------------------------|-----|-----|----|---|---|----|----|----|-----|-----|-----|----|----|----|----|------|-------|
| Mario Soto, R<br>ERA: 2.1 (1, 1)   | 7.0 | W   | 29 | 4 | 0 | 0  | 6  | 5  | 0   | 0   | 0   | 0  | 0  | 36 | 56 | 0.00 | 1.286 |
| John Franco, L<br>ERA: 3.24 (8, 1) | 1.2 |     | 7  | 1 | 0 | 0  | 2  | 1  | 0   | 0   | 0   | 0  | 0  | 10 | 14 | 0.00 | 1.200 |
| Ted Power, R<br>ERA: 3.24 (9, 1)   | 0.1 | S   | 1  | 0 | 0 | 0  | 1  | 0  | 0   | 0   | 0   | 0  | 0  | 3  | 3  | 0.00 | 0.000 |



| Batter  | 1   | 2   | 3   | 4   | 5   | 6   | 7  | 8   | 9   | AB R H RBI BB SO LOB   | TOP  |  |
|---|---|---|---|---|---|---|--|---|---|--|--|--|
| Eddie Milner, L<br>OBP: 0.344, SLG: 0.298<br>(1, 8) X   | 0-0<br>4-3  |   | 0-0<br>4-3  |   | 0-0<br>6-3  |   | 0-0<br>F6  | 0-0<br>4-3  |   | 5 0 0 0 0 0 2  |  |  |
| Pete Rose, S<br>OBP: 0.380, SLG: 0.321<br>Gary Redus, R<br>OBP: 0.688, SLG: 0.500<br>(1, 3) B B B<br>(9, 7) B | 4-0<br>1B<br>E<br>BB  |   | 0-0<br>2B<br>2B   |   | 0-0<br>F8   |   | 4-0<br>S<br>E<br>BB  |   | 0-0<br>G3   | 3 3 1 0 2 0 1<br>0 0 0 0 0 0 0   |  |  |
| Dave Parker, L<br>OBP: 0.340, SLG: 0.480<br>Eric Davis, R<br>OBP: 0.208, SLG: 0.435<br>(1, 9) X<br>(9, 9)     | 0-0<br>E9<br>FC6-4<br>1B  |   | 0-0<br>2B   |   | 0-0<br>F8   |   | 0-0<br>F9  |   | 0-0<br>G3   | 5 0 2 1 0 0 1<br>0 0 0 0 0 0 0   |  |  |
| Cesar Cedeno, R<br>OBP: 0.333, SLG: 0.306<br>(1, 7) X<br>(9, 3)   | 0-0<br>F8   |   | 0-0<br>6-3  |   | 0-0<br>4-3  |   | 4-0<br>E<br>BB   |   | 0-0<br>F8   | 4 1 0 0 1 0 2  |  |  |
| Nick Esasky, R<br>OBP: 0.319, SLG: 0.463<br>(1, 5) X  | 0-0<br>FC6-4<br>1-2f  |   |   |   | 0-0<br>F9   |   | 0-0<br>1B<br>1B  |   | 0-0<br>E5<br>1-H<br>2-H   | 4 1 1 0 0 0 1  |  |  |
| Dave Concepcion, R<br>OBP: 0.276, SLG: 0.387<br>(1, 6)  |   | 0-0<br>6-3  |   | 0-0<br>4-3  |   | 0-0<br>1B<br>1B<br>HR   |  | 0-0<br>F9   |   | 4 1 1 0 0 0 1  |  |  |
| Ron Oester, S<br>OBP: 0.342, SLG: 0.368<br>(1, 4)   |   | 0-0<br>4-3  |   | 0-0<br>G3   |   | 0-0<br>HR<br>1B   |  | 0-0<br>G6-4-3<br>1B   |   | 4 1 2 1 0 0 0  |  |  |
| Dave Vanorder, R<br>OBP: 0.267, SLG: 0.309<br>(1, 2)  |   | 0-3<br>K  |   |   |   | 0-0<br>SH3<br>1B  |  | 0-0<br>G6-4-3<br>1-2f   |   | 4 1 2 3 0 1 1  |  |  |
| Jay Tibbs, R<br>OBP: 0.167, SLG: 0.118<br>Joe Price, R<br>(7, 1)  |   |   | 0-0<br>6-3  |   | 0-0<br>SH3<br>1-2   |   | 0-0<br>5-3   |   | 4-0<br>BB   | 2 0 0 0 0 0 0<br>0 0 0 0 1 0 0   |  |  |
| <b>Inning Stats</b>   | R: 1<br>E: 1<br>K: 0<br>S: 4<br>H: 1<br>LOB: 1<br>BB: 1<br>P: 8 | R: 0<br>E: 0<br>K: 1<br>S: 5<br>H: 0<br>LOB: 0<br>BB: 0<br>P: 5 | R: 1<br>E: 0<br>K: 0<br>S: 5<br>H: 2<br>LOB: 1<br>BB: 0<br>P: 5 | R: 0<br>E: 0<br>K: 0<br>S: 3<br>H: 0<br>LOB: 0<br>BB: 0<br>P: 3 | R: 0<br>E: 0<br>K: 0<br>S: 4<br>H: 1<br>LOB: 1<br>BB: 0<br>P: 4 | R: 4<br>E: 0<br>K: 0<br>S: 7<br>H: 4<br>LOB: 0<br>BB: 0<br>P: 7 | R: 2<br>E: 1<br>K: 0<br>S: 4<br>H: 0<br>LOB: 1<br>BB: 2<br>P: 12 | R: 0<br>E: 0<br>K: 0<br>S: 3<br>H: 1<br>LOB: 1<br>BB: 1<br>P: 7 | R: 0<br>E: 0<br>K: 0<br>S: 3<br>H: 0<br>LOB: 0<br>BB: 0<br>P: 3 | 1B: 6<br>2B: 2<br>3B: 0<br>HR: 1<br>SF: 0<br>SAC: 1<br>DP: 1<br>HBP: 0 | WP: 0<br>PB: 0<br>SB: 1<br>CS: 0<br>PA: 40 |  |
| <b>PITCHER</b>  | IP WLS BF H R ER SO BB IBB HBP BLK WP HR S P ERA WHIP           |   |   |   |   |   |  |   |   |  |  |  |
| John Denny, R<br>ERA: 4.74<br>(1, 1)  | 6.1 L 29 8 7 6 1 2 0 0 0 0 0 1 29 37 8.53 1.579                 |   |   |   |   |   |  |   |   |  |  |  |
| Don Carman, L<br>ERA:<br>(7, 1)   | 0.2 4 0 1 0 0 1 0 0 0 0 0 0 3 7 0.00 1.500                      |   |   |   |   |   |  |   |   |  |  |  |
| Pat Zachry, R<br>ERA: 4.32<br>(8, 1)  | 1.0 4 1 0 0 0 1 0 0 0 0 0 0 3 7 0.00 2.000                      |   |   |   |   |   |  |   |   |  |  |  |
| Kent Tekulve, R<br>ERA: 5.14<br>(9, 1)  | 1.0 3 0 0 0 0 0 0 0 0 0 0 0 3 3 0.00 0.000                      |   |   |   |   |   |  |   |   |  |  |  |

Cincinnati Reds @ Philadelphia Phillies  
Veterans Stadium, Philadelphia, PA  
Wed May 08 1985, 7:05 PM EDT  
Att: 22,416 - Unknown

livebaseballscorecards.com

|     |    |
|-----|----|
| AB  | 35 |
| R   | 8  |
| H   | 9  |
| RBI | 5  |
| BB  | 4  |
| SO  | 1  |
| LOB | 9  |







| Batter   | 1   | 2                               | 3                            | 4                               | 5                            | 6                               | 7                            | 8                               | 9                            | AB R H RBI BB SO LOB            | TOP  |                                 |   |                                 |                               |                                  |                              |                                 |                                  |                                    |                                  |        |
|--|---|---------------------------------|------------------------------|---------------------------------|------------------------------|---------------------------------|------------------------------|---------------------------------|------------------------------|---------------------------------|--|---------------------------------|---|---------------------------------|-------------------------------|----------------------------------|------------------------------|---------------------------------|----------------------------------|------------------------------------|----------------------------------|--------|
| Juan Samuel, R (1, 4)<br>OBP: 0.276, SLG: 0.336        | 0-3<br>K  |                                 | 0-3<br>K                     |                                 |                              | 0-3<br>K                        |                              | 0-3<br>K                        |                              | 4 0 0 0 0 4 2                   | <b>Philadelphia Phillies @ New York Mets</b><br><b>Shea Stadium, Flushing, NY</b><br>Fri May 10 1985, 7:05 PM EDT<br>Att. 46,143 - Unknown<br><a href="http://livebaseballscorecards.com">livebaseballscorecards.com</a> |                                 |   |                                 |                               |                                  |                              |                                 |                                  |                                    |                                  |        |
| Jeff Stone, L (1, 7)<br>OBP: 0.333, SLG: 0.398         | 0-0<br>5-3  |                                 |                              | 0-3<br>K                        |                              | 0-0<br>F9                       |                              | 0-3<br>K                        |                              | 4 0 0 0 0 2 1                   |  |                                 |   |                                 |                               |                                  |                              |                                 |                                  |                                    |                                  |        |
| Von Hayes, L (1, 8)<br>OBP: 0.429, SLG: 0.490          | 4-0<br>BB   |                                 |                              | 0-3<br>K                        |                              | 0-0<br>F8                       |                              | 0-0<br>2B                       |                              | 3 0 1 0 1 1 0                   |  |                                 |   |                                 |                               |                                  |                              |                                 |                                  |                                    |                                  |        |
| Mike Schmidt, R (1, 5)<br>OBP: 0.290, SLG: 0.294       | 0-0<br>F8   |                                 |                              | 0-3<br>K                        |                              | 0-0<br>F3                       |                              | 0-0<br>F7                       |                              | 4 0 0 0 0 1 2                   |  |                                 |   |                                 |                               |                                  |                              |                                 |                                  |                                    |                                  |        |
| Tim Corcoran, L (1, 3)<br>OBP: 0.390, SLG: 0.348       |   | 0-0<br>F6                       |                              |                                 | 4-0<br>BB                    | 0-0<br>1B                       |                              | 0-0<br>F8                       |                              | 3 0 1 0 1 0 1                   |  |                                 |   |                                 |                               |                                  |                              |                                 |                                  |                                    |                                  |        |
| Ozzie Virgil, R (1, 2)<br>OBP: 0.373, SLG: 0.519       |   | 0-0<br>F8                       |                              |                                 | 0-0<br>F9                    | 0-3<br>K                        |                              |                                 |                              | 3 0 0 0 0 1 2                   |  |                                 |   |                                 |                               |                                  |                              |                                 |                                  |                                    |                                  |        |
| Glenn Wilson, R (1, 9)<br>OBP: 0.284, SLG: 0.444       |   | 0-3<br>K                        |                              |                                 | 0-0<br>G5-4-3                |                                 |                              | 0-3<br>K                        |                              | 3 0 0 0 0 2 1                   |  |                                 |   |                                 |                               |                                  |                              |                                 |                                  |                                    |                                  |        |
| Luis Aguayo, R (1, 6)<br>OBP: 0.304, SLG: 0.545        |   |                                 | 0-0<br>F3                    |                                 | 4-0<br>BB                    |                                 |                              | 0-0<br>1B                       |                              | 2 0 1 0 1 0 0                   |  |                                 |   |                                 |                               |                                  |                              |                                 |                                  |                                    |                                  |        |
| Steve Carlton, L (1, 1)<br>OBP: 0.167, SLG: 0.250      |   |                                 | 0-3<br>K                     |                                 |                              | 0-0<br>F5                       |                              | 0-3<br>K                        |                              | 1 0 0 0 0 1 0                   |  |                                 |   |                                 |                               |                                  |                              |                                 |                                  |                                    |                                  |        |
| Greg Gross, L (8, PH)<br>OBP: 0.286, SLG: 0.258        |   |                                 |                              |                                 |                              |                                 |                              |                                 |                              | 1 0 0 0 0 0 1                   |  |                                 |   |                                 |                               |                                  |                              |                                 |                                  |                                    |                                  |        |
| Larry Andersen, R (6, 1)                               |   |                                 |                              |                                 |                              |                                 |                              |                                 |                              | 0 0 0 0 0 0 0                   |  |                                 |   |                                 |                               |                                  |                              |                                 |                                  |                                    |                                  |        |
| Dave Rucker, L (7, 1)                                  |   |                                 |                              |                                 |                              |                                 |                              |                                 |                              | 0 0 0 0 0 0 0                   |  |                                 |   |                                 |                               |                                  |                              |                                 |                                  |                                    |                                  |        |
| Darren Daulton, L (8, PH)<br>OBP: 0.300, SLG: 0.125    |   |                                 |                              |                                 |                              |                                 |                              |                                 |                              | 1 0 0 0 0 1 1                   |  |                                 |   |                                 |                               |                                  |                              |                                 |                                  |                                    |                                  |        |
| Charles Hudson, S (8, 1)                               |   |                                 |                              |                                 |                              |                                 |                              |                                 |                              | 0 0 0 0 0 0 0                   |  |                                 |   |                                 |                               |                                  |                              |                                 |                                  |                                    |                                  |        |
| <b>Inning Stats</b>                                    | R: 0<br>E: 0<br>K: 1<br>S: 5  | H: 0<br>LOB: 1<br>BB: 1<br>P: 9 | R: 0<br>E: 0<br>K: 1<br>S: 5 | H: 0<br>LOB: 0<br>BB: 0<br>P: 5 | R: 0<br>E: 0<br>K: 2<br>S: 7 | H: 0<br>LOB: 0<br>BB: 0<br>P: 7 | R: 0<br>E: 0<br>K: 3<br>S: 9 | H: 0<br>LOB: 0<br>BB: 0<br>P: 9 | R: 0<br>E: 0<br>K: 0<br>S: 2 | H: 0<br>LOB: 0<br>BB: 1<br>P: 6 | R: 0<br>E: 0<br>K: 1<br>S: 5   | H: 0<br>LOB: 1<br>BB: 1<br>P: 9 | R: 0<br>E: 0<br>K: 1<br>S: 6  | H: 1<br>LOB: 1<br>BB: 0<br>P: 6 | R: 0<br>E: 0<br>K: 3<br>S: 10 | H: 1<br>LOB: 1<br>BB: 0<br>P: 10 | R: 0<br>E: 0<br>K: 1<br>S: 6 | H: 1<br>LOB: 1<br>BB: 0<br>P: 6 | 1B: 2<br>2B: 1<br>3B: 0<br>HR: 0 | SF: 0<br>SAC: 0<br>DP: 1<br>HBP: 0 | WP: 0<br>PB: 0<br>SB: 0<br>CS: 0 | PA: 32 |
| <b>PITCHER</b><br>Dwight Gooden, R (1, 1)<br>ERA: 1.31 | IP: 9.0<br>WLS: W<br>BF: 32<br>H: 3<br>R: 0<br>ER: 0<br>SO: 13<br>BB: 3<br>IBB: 0<br>HBP: 0<br>BLK: 0<br>WP: 0<br>HR: 0<br>S: 55<br>P: 67<br>ERA: 0.00<br>WHIP: 0.667 |                                 |                              |                                 |                              |                                 |                              |                                 |                              |                                 |  | <b>PITCHER</b>                  | IP: 0.0<br>WLS: 0<br>BF: 0<br>H: 0<br>R: 0<br>ER: 0<br>SO: 0<br>BB: 0<br>IBB: 0<br>HBP: 0<br>BLK: 0<br>WP: 0<br>HR: 0<br>S: 0<br>P: 0<br>ERA: 0.00<br>WHIP: 0.000 |                                 |                               |                                  |                              |                                 |                                  |                                    |                                  |        |

|     |    |
|-----|----|
| AB  | 29 |
| R   | 0  |
| H   | 3  |
| RBI | 0  |
| BB  | 3  |
| SO  | 13 |
| LOB | 11 |



| Batter   | 1          | 2                         | 3               | 4               | 5                | 6          | 7                           | 8                     | 9 |
|--|------------|---------------------------|-----------------|-----------------|------------------|------------|-----------------------------|-----------------------|---|
| Mookie Wilson, S<br>OBP: 0.307, SLG: 0.386<br>(1, 8)                                 | 0-0<br>1-3 |                           | 0-0<br>K<br>1B  |                 | 0-3<br>K         |            | 0-0<br>F8                   | 0-3<br>K              |   |
| Kelvin Chapman, R<br>Wally Backman, S<br>OBP: 0.351, SLG: 0.348<br>(7, PH)<br>(8, 4) | 0-0<br>F8  |                           | 0-3<br>K<br>1-2 |                 | 0-0<br>E6<br>1-2 |            | 0-0<br>BB<br>2B<br>1B       | 0-0<br>F5             |   |
| Keith Hernandez, L<br>OBP: 0.402, SLG: 0.389<br>(1, 3)                               | 0-3<br>K   |                           | 0-0<br>F5       |                 | 0-0<br>F7        |            | 4-0<br>BB<br>2B             |                       |   |
| Gary Carter, R<br>OBP: 0.370, SLG: 0.506<br>(1, 2)                                   |            | 0-3<br>K                  |                 | 0-0<br>5-3      | 0-0<br>F7        |            | 0-0<br>2B                   |                       |   |
| Darryl Strawberry, L<br>OBP: 0.301, SLG: 0.457<br>(1, 9)                             |            | 4-0<br>BB<br>S<br>E<br>BB |                 | 0-0<br>HR<br>1B |                  | 0-0<br>4-3 | 4-0<br>BB                   |                       |   |
| George Foster, R<br>OBP: 0.328, SLG: 0.534<br>(1, 7)                                 |            | 0-3<br>K<br>1-3           |                 | 0-0<br>HR       |                  | 0-0<br>6-3 | 0-3<br>K                    |                       |   |
| Ray Knight, R<br>OBP: 0.250, SLG: 0.200<br>(1, 5)                                    |            | 4-0<br>BB                 |                 | 0-0<br>5-3      |                  | 0-3<br>K   |                             | 0-0<br>F8             |   |
| Rafael Santana, R<br>OBP: 0.250, SLG: 0.247<br>(1, 6)                                |            | 0-3<br>K2-3               |                 | 0-0<br>1-3      |                  |            | 0-0<br>F3                   | 4-0<br>WP<br>1B<br>BB |   |
| Dwight Gooden, R<br>OBP: 0.350, SLG: 0.235<br>(1, 1)                                 |            |                           | 0-3<br>K        |                 | 4-0<br>E<br>BB   |            | 0-0<br>BB<br>2B<br>1B<br>1B | 0-0<br>WP<br>1B       |   |

| Inning Stats                     | R: 0<br>E: 0<br>K: 5<br>S: 5       | H: 0<br>LOB: 0<br>BB: 0<br>P: 5  | R: 0<br>E: 1<br>K: 3<br>S: 9     | H: 0<br>LOB: 2<br>BB: 2<br>P: 17   | R: 0<br>E: 0<br>K: 2<br>S: 8     | H: 1<br>LOB: 1<br>BB: 0<br>P: 8  | R: 2<br>E: 0<br>K: 0<br>S: 5       | H: 2<br>LOB: 0<br>BB: 0<br>P: 5  | R: 0<br>E: 1<br>K: 1<br>S: 6     | H: 0<br>LOB: 2<br>BB: 1<br>P: 10   | R: 0<br>E: 0<br>K: 1<br>S: 5     | H: 0<br>LOB: 0<br>BB: 0<br>P: 5  | R: 3<br>E: 0<br>K: 1<br>S: 8       | H: 3<br>LOB: 2<br>BB: 2<br>P: 16 | R: 0<br>E: 0<br>K: 1<br>S: 6     | H: 1<br>LOB: 2<br>BB: 1<br>P: 10   |
|----------------------------------|------------------------------------|----------------------------------|----------------------------------|------------------------------------|----------------------------------|----------------------------------|------------------------------------|----------------------------------|----------------------------------|------------------------------------|----------------------------------|----------------------------------|------------------------------------|----------------------------------|----------------------------------|------------------------------------|
| 1B: 5<br>2B: 1<br>3B: 0<br>HR: 1 | SF: 0<br>SAC: 0<br>DP: 0<br>HBP: 0 | WP: 1<br>PB: 0<br>SB: 2<br>CS: 0 | 1B: 5<br>2B: 1<br>3B: 0<br>HR: 1 | SF: 0<br>SAC: 0<br>DP: 0<br>HBP: 0 | WP: 1<br>PB: 0<br>SB: 2<br>CS: 0 | 1B: 5<br>2B: 1<br>3B: 0<br>HR: 1 | SF: 0<br>SAC: 0<br>DP: 0<br>HBP: 0 | WP: 1<br>PB: 0<br>SB: 2<br>CS: 0 | 1B: 5<br>2B: 1<br>3B: 0<br>HR: 1 | SF: 0<br>SAC: 0<br>DP: 0<br>HBP: 0 | WP: 1<br>PB: 0<br>SB: 2<br>CS: 0 | 1B: 5<br>2B: 1<br>3B: 0<br>HR: 1 | SF: 0<br>SAC: 0<br>DP: 0<br>HBP: 0 | WP: 1<br>PB: 0<br>SB: 2<br>CS: 0 | 1B: 5<br>2B: 1<br>3B: 0<br>HR: 1 | SF: 0<br>SAC: 0<br>DP: 0<br>HBP: 0 |

| PITCHER                                  | IP  | WLS | BF | H | R | ER | SO | BB | IBB | HBP | BLK | WP | HR | S  | P  | ERA   | WHIP  |
|--|-----|-----|----|---|---|----|----|----|-----|-----|-----|----|----|----|----|-------|-------|
| Steve Carlton, L<br>ERA: 2.83<br>(1, 1)  | 5.0 | L   | 22 | 3 | 2 | 2  | 7  | 3  | 0   | 0   | 0   | 0  | 1  | 33 | 45 | 3.60  | 1.200 |
| Larry Andersen, R<br>ERA: 3.45<br>(6, 1) | 1.2 |     | 7  | 2 | 2 | 2  | 1  | 0  | 0   | 0   | 0   | 0  | 0  | 9  | 9  | 10.80 | 1.200 |
| Dave Rucker, L<br>ERA: 2.08<br>(7, 1)    | 0.1 |     | 4  | 1 | 1 | 1  | 1  | 2  | 0   | 0   | 0   | 0  | 0  | 4  | 12 | 27.00 | 9.000 |
| Charles Hudson, R<br>ERA: 2.6<br>(8, 1)  | 1.0 |     | 5  | 1 | 0 | 0  | 1  | 1  | 0   | 0   | 0   | 1  | 0  | 6  | 10 | 0.00  | 2.000 |

**BOTTOM**

**Philadelphia Phillies @ New York Mets**  
Shea Stadium, Flushing, NY  
Fri May 10 1985, 7:05 PM EDT  
Att. 46,143 - Unknown

[livebaseballscorecards.com](http://livebaseballscorecards.com)

|            |           |
|------------|-----------|
| <b>AB</b>  | <b>32</b> |
| <b>R</b>   | <b>5</b>  |
| <b>H</b>   | <b>7</b>  |
| <b>RBI</b> | <b>5</b>  |
| <b>BB</b>  | <b>6</b>  |
| <b>SO</b>  | <b>10</b> |
| <b>LOB</b> | <b>18</b> |



| WP | HR | S  | P  | ERA  | WHIP  |
|----|----|----|----|------|-------|
| 1  | 0  | 10 | 10 | 3.60 | 1.200 |



| Batter   | 1   | 2                               | 3                            | 4                                | 5                            | 6                               | 7                            | 8                               | 9                            | AB R H RBI BB SO LOB             | TOP                          |                                 |                              |                                 |                              |                                 |                                  |                                    |                                  |        |
|--|---|---------------------------------|------------------------------|----------------------------------|------------------------------|---------------------------------|------------------------------|---------------------------------|------------------------------|----------------------------------|------------------------------|---------------------------------|------------------------------|---------------------------------|------------------------------|---------------------------------|----------------------------------|------------------------------------|----------------------------------|--------|
| Juan Samuel, R (1, 4)<br>OBP: 0.267, SLG: 0.325    | 0-0<br>F3   |                                 | 0-0<br>F9                    |                                  | 0-0<br>F9                    |                                 | 0-0<br>F8                    |                                 |                              | 4 0 0 0 0 0 2                    |                              |                                 |                              |                                 |                              |                                 |                                  |                                    |                                  |        |
| Garry Maddox, R (1, 8)<br>OBP: 0.400, SLG: 0.462   | 0-3<br>K  |                                 | 0-0<br>F2                    |                                  | 0-0<br>F4                    |                                 |                              | 0-0<br>G1-6-3                   |                              | 4 0 0 0 0 1 2                    |                              |                                 |                              |                                 |                              |                                 |                                  |                                    |                                  |        |
| Von Hayes, L (1, 7)<br>OBP: 0.431, SLG: 0.485      | 0-3<br>K  |                                 |                              | 0-0<br>F8 S<br>1B                |                              | 4-0<br>BB<br>BB                 |                              | 0-3<br>K                        |                              | 3 0 1 0 1 2 0                    |                              |                                 |                              |                                 |                              |                                 |                                  |                                    |                                  |        |
| Mike Schmidt, R (1, 5)<br>OBP: 0.288, SLG: 0.284   |   | 0-3<br>K                        |                              | 0-3<br>K<br>1-2                  |                              | 0-3<br>K                        |                              | 4-0<br>BB                       |                              | 3 0 0 0 1 3 2                    |                              |                                 |                              |                                 |                              |                                 |                                  |                                    |                                  |        |
| Ozzie Virgil, R (1, 2)<br>OBP: 0.368, SLG: 0.500   |   | 4-0<br>BLK<br>BB                |                              | 0-0<br>F8<br>2-3                 |                              | 0-0<br>F7                       |                              | 0-0<br>F9                       |                              | 3 0 0 0 1 0 3                    |                              |                                 |                              |                                 |                              |                                 |                                  |                                    |                                  |        |
| Kent Tekulve, R (8, 1)                             |   |                                 |                              |                                  |                              |                                 |                              |                                 |                              | 0 0 0 0 0 0 0                    |                              |                                 |                              |                                 |                              |                                 |                                  |                                    |                                  |        |
| Glenn Wilson, R (1, 9)<br>OBP: 0.283, SLG: 0.430   |   | 0-3<br>K<br>1-2                 |                              | 0-3<br>K                         |                              | 4-0<br>BB                       |                              |                                 | 0-3<br>K                     | 3 0 0 0 1 3 2                    |                              |                                 |                              |                                 |                              |                                 |                                  |                                    |                                  |        |
| John Russell, R (1, 3)<br>OBP: 0.278, SLG: 0.200   |   | 4-0<br>FC6<br>BB                |                              |                                  | 4-0<br>FC2-5<br>BB           |                                 | 0-3<br>K                     |                                 | 0-0<br>4-3                   | 1 0 0 0 2 1 2                    |                              |                                 |                              |                                 |                              |                                 |                                  |                                    |                                  |        |
| Jeff Stone, L (9, PH)<br>OBP: 0.330, SLG: 0.393    |   |                                 |                              |                                  |                              |                                 |                              |                                 |                              | 1 0 0 0 0 0 0                    |                              |                                 |                              |                                 |                              |                                 |                                  |                                    |                                  |        |
| Luis Aguayo, R (1, 6)<br>OBP: 0.296, SLG: 0.480    |   | 0-0<br>FC6<br>1-2f              |                              |                                  | 4-0<br>F9<br>FC2-5<br>BB     |                                 | 0-3<br>K                     |                                 | 0-3<br>K                     | 3 0 0 0 1 2 2                    |                              |                                 |                              |                                 |                              |                                 |                                  |                                    |                                  |        |
| Shane Rawley, R (1, 1)                             |   |                                 | 0-3<br>K                     |                                  |                              | 0-0<br>FC2-5                    |                              |                                 |                              | 2 0 0 0 0 1 2                    |                              |                                 |                              |                                 |                              |                                 |                                  |                                    |                                  |        |
| Pat Zachry, R (5, 1)                               |   |                                 |                              |                                  |                              |                                 | 0-0<br>3-1                   |                                 |                              | 0 0 0 0 0 0 0                    |                              |                                 |                              |                                 |                              |                                 |                                  |                                    |                                  |        |
| Greg Gross, L (7, PH)<br>OBP: 0.278, SLG: 0.250    |   |                                 |                              |                                  |                              |                                 |                              |                                 |                              | 1 0 0 0 0 0 0                    |                              |                                 |                              |                                 |                              |                                 |                                  |                                    |                                  |        |
| Don Carman, L (7, 1)                               |   |                                 |                              |                                  |                              |                                 |                              |                                 |                              | 0 0 0 0 0 0 0                    |                              |                                 |                              |                                 |                              |                                 |                                  |                                    |                                  |        |
| Darren Daulton, L (8, 2)<br>OBP: 0.300, SLG: 0.125 |   |                                 |                              |                                  |                              |                                 |                              |                                 |                              | 0 0 0 0 0 0 0                    |                              |                                 |                              |                                 |                              |                                 |                                  |                                    |                                  |        |
| <b>Inning Stats</b>                                | R: 0<br>E: 0<br>K: 2<br>S: 7                          | H: 0<br>LOB: 0<br>BB: 0<br>P: 7 | R: 0<br>E: 0<br>K: 2<br>S: 7 | H: 0<br>LOB: 2<br>BB: 2<br>P: 15 | R: 0<br>E: 0<br>K: 1<br>S: 5 | H: 0<br>LOB: 0<br>BB: 0<br>P: 5 | R: 0<br>E: 0<br>K: 2<br>S: 8 | H: 1<br>LOB: 1<br>BB: 0<br>P: 8 | R: 0<br>E: 0<br>K: 2<br>S: 3 | H: 0<br>LOB: 2<br>BB: 2<br>P: 11 | R: 0<br>E: 0<br>K: 1<br>S: 5 | H: 0<br>LOB: 0<br>BB: 0<br>P: 5 | R: 0<br>E: 0<br>K: 1<br>S: 5 | H: 0<br>LOB: 1<br>BB: 1<br>P: 9 | R: 0<br>E: 0<br>K: 2<br>S: 7 | H: 0<br>LOB: 0<br>BB: 0<br>P: 7 | 1B: 1<br>2B: 0<br>3B: 0<br>HR: 0 | SF: 0<br>SAC: 0<br>DP: 0<br>HBP: 0 | WP: 0<br>PB: 0<br>SB: 1<br>CS: 0 | PA: 35 |
| <b>PITCHER</b>                                     | IP WLS BF H R ER SO BB IBB HBP BLK WP HR S P ERA WHIP |                                 |                              |                                  |                              |                                 |                              |                                 |                              |                                  |                              |                                 |                              |                                 |                              |                                 |                                  |                                    |                                  |        |
| Sid Fernandez, L (1, 1)<br>ERA: 5.31               | 6.0 W 25 1 0 0 9 6 0 0 0 1 0 0 37 61 0.00 1.167       |                                 |                              |                                  |                              |                                 |                              |                                 |                              |                                  |                              |                                 |                              |                                 |                              |                                 |                                  |                                    |                                  |        |
| Roger McDowell, R (7, 1)                           | 3.0 S 10 0 0 0 4 1 0 0 0 0 0 0 17 21 0.00 0.333       |                                 |                              |                                  |                              |                                 |                              |                                 |                              |                                  |                              |                                 |                              |                                 |                              |                                 |                                  |                                    |                                  |        |

Philadelphia Phillies @ New York Mets  
 Shea Stadium, Flushing, NY  
 Sat May 11 1985, 3:33 AM EDT  
 Att: 29,635 - Unknown

livebaseballscorecards.com

|     |    |
|-----|----|
| AB  | 28 |
| R   | 0  |
| H   | 1  |
| RBI | 0  |
| BB  | 7  |
| SO  | 13 |
| LOB | 17 |



| Batter  | 1                                  | 2          | 3                     | 4                    | 5                             | 6                | 7         | 8                       | 9 | AB | R | H | RBI | BB | SO | LOB |
|---|------------------------------------|------------|-----------------------|----------------------|-------------------------------|------------------|-----------|-------------------------|---|----|---|---|-----|----|----|-----|
| Mookie Wilson, S<br>OBP: 0.329, SLG: 0.411 (1, 8)     | 0-0<br>1B<br>3-1<br>1B             |            | 0-0<br>S<br>SF8<br>2B |                      | 4-0<br>1B<br>WP<br>BB         | 0-0<br>FC4       |           |                         |   | 3  | 3 | 2 | 0   | 1  | 0  | 2   |
| Kelvin Chapman, R<br>OBP: 0.191, SLG: 0.159 (1, 4)    | 0-0<br>3-1<br>S<br>CS<br>1-3<br>1B |            | 0-0<br>SF8<br>2-H     |                      | 0-3<br>K                      |                  | 0-0<br>F8 |                         |   | 3  | 0 | 1 | 1   | 0  | 1  | 2   |
| Keith Hernandez, L<br>OBP: 0.397, SLG: 0.383 (1, 3)   | 0-0<br>3-1                         |            | 0-0<br>4-3            |                      | 0-0<br>WP<br>1-3<br>2-H<br>1B |                  | 0-0<br>F9 |                         |   | 4  | 0 | 1 | 2   | 0  | 0  | 1   |
| Gary Carter, R<br>OBP: 0.375, SLG: 0.494 (1, 2)       | 4-0<br>BB                          |            |                       | 0-0<br>F5            |                               | 4-0<br>1-2<br>BB |           | 0-0<br>F9               |   | 2  | 0 | 0 | 0   | 2  | 0  | 0   |
| Darryl Strawberry, L<br>OBP: 0.298, SLG: 0.452 (1, 9) | 0-0<br>F5                          |            |                       | 4-0<br>FC4-6<br>BB   |                               | 0-0<br>4-3       |           | 0-0<br>3-1              |   | 1  | 0 | 0 | 0   | 0  | 0  | 2   |
| Danny Heep, L<br>OBP: 0.348, SLG: 0.350 (4, 9)        |                                    |            |                       |                      |                               |                  |           |                         |   | 2  | 0 | 0 | 0   | 1  | 0  | 2   |
| Ray Knight, R<br>OBP: 0.225, SLG: 0.176 (1, 5)        | 0-0<br>CS<br>3-H                   | 0-3<br>K   |                       | 0-0<br>F3            |                               | 0-0<br>6-3       |           | 0-0<br>6-3              |   | 4  | 0 | 0 | 0   | 0  | 1  | 1   |
| John Christensen, R<br>OBP: 0.281, SLG: 0.259 (1, 7)  |                                    | 0-3<br>K   |                       | 0-0<br>FC4-6<br>1-2f |                               | 4-0<br>1B<br>BB  |           | 0-3<br>K                |   | 3  | 0 | 0 | 0   | 1  | 2  | 1   |
| Rafael Santana, R<br>OBP: 0.253, SLG: 0.250 (1, 6)    |                                    | 0-0<br>4-3 |                       |                      |                               | 0-0<br>1-3       |           | 0-0<br>FC4<br>1-2<br>1B |   | 3  | 0 | 1 | 0   | 0  | 0  | 0   |
| Sid Fernandez, L<br>OBP: 0.500, SLG: 0.500 (1, 1)     |                                    |            | 0-0<br>F7             |                      |                               | 0-0<br>BB<br>1B  |           | 0-0<br>F8               |   | 2  | 1 | 1 | 0   | 0  | 0  | 0   |
| Rusty Staub, L<br>OBP: 0.250, SLG: 0.364 (6, PH)      |                                    |            |                       |                      |                               |                  |           |                         |   | 1  | 0 | 0 | 0   | 0  | 0  | 2   |
| Roger McDowell, R (7, 1)                              |                                    |            |                       |                      |                               |                  |           |                         |   | 0  | 0 | 0 | 0   | 0  | 0  | 0   |

| Inning Stats | R: 1 | H: 2 | E: 0 | K: 0 | S: 4 | L: 0 | LOB: 1 | BB: 1 | P: 8 | R: 0 | H: 0 | E: 0 | K: 2 | S: 7 | L: 0 | LOB: 0 | BB: 0 | P: 7 | R: 1 | H: 1 | E: 0 | K: 0 | S: 4 | L: 0 | LOB: 0 | BB: 0 | P: 4 | R: 0 | H: 0 | E: 0 | K: 0 | S: 3 | R: 2 | H: 2 | E: 0 | K: 1 | S: 7 | L: 1 | LOB: 2 | BB: 2 | P: 15 | R: 0 | H: 1 | E: 0 | K: 0 | S: 4 | L: 0 | LOB: 0 | BB: 0 | P: 3 | R: 0 | H: 0 | E: 0 | K: 1 | S: 5 | L: 0 | LOB: 0 | BB: 0 | P: 5 |
|--------------|------|------|------|------|------|------|--------|-------|------|------|------|------|------|------|------|--------|-------|------|------|------|------|------|------|------|--------|-------|------|------|------|------|------|------|------|------|------|------|------|------|--------|-------|-------|------|------|------|------|------|------|--------|-------|------|------|------|------|------|------|------|--------|-------|------|
|--------------|------|------|------|------|------|------|--------|-------|------|------|------|------|------|------|------|--------|-------|------|------|------|------|------|------|------|--------|-------|------|------|------|------|------|------|------|------|------|------|------|------|--------|-------|-------|------|------|------|------|------|------|--------|-------|------|------|------|------|------|------|------|--------|-------|------|


| PITCHER                             | IP  | WLS | BF | H | R | ER | SO | BB | IBB | HBP | BLK | WP | HR | S  | P  | ERA  | WHIP  |
|-------------------------------------|-----|-----|----|---|---|----|----|----|-----|-----|-----|----|----|----|----|------|-------|
| Shane Rawley, L<br>ERA: 3.19 (1, 1) | 4.2 | L   | 21 | 5 | 4 | 4  | 3  | 3  | 0   | 0   | 0   | 0  | 0  | 24 | 36 | 7.71 | 1.714 |
| Pat Zachry, R<br>ERA: 3.72 (5, 1)   | 1.1 |     | 7  | 1 | 0 | 0  | 0  | 2  | 0   | 0   | 0   | 1  | 0  | 5  | 13 | 0.00 | 2.250 |
| Don Carman, L<br>ERA: (7, 1)        | 1.0 |     | 3  | 0 | 0 | 0  | 0  | 0  | 0   | 0   | 0   | 0  | 0  | 3  | 3  | 0.00 | 0.000 |
| Kent Tekulve, R<br>ERA: 4.8 (8, 1)  | 1.0 |     | 3  | 0 | 0 | 0  | 1  | 0  | 0   | 0   | 0   | 0  | 0  | 5  | 5  | 0.00 | 0.000 |

**BOTTOM**

**Philadelphia Phillies @ New York Mets**  
Shea Stadium, Flushing, NY

Sat May 11 1985, 3:33 AM EDT  
Att. 29,635 - Unknown

|     |    |
|-----|----|
| AB  | 28 |
| R   | 4  |
| H   | 6  |
| RBI | 3  |
| BB  | 5  |
| SO  | 4  |
| LOB | 13 |



|    |   |     |   |    |   |    |    |
|----|---|-----|---|----|---|----|----|
| 1B | 5 | SF  | 1 | WP | 1 | PA | 35 |
| 2B | 1 | SAC | 0 | PB | 0 |    |    |
| 3B | 0 | DP  | 0 | SB | 2 |    |    |
| HR | 0 | HBP | 0 | CS | 1 |    |    |

| PITCHER | IP | WLS | BF | H | R | ER | SO | BB | IBB | HBP | BLK | WP | HR | S | P | ERA | WHIP |
|---------|----|-----|----|---|---|----|----|----|-----|-----|-----|----|----|---|---|-----|------|
|---------|----|-----|----|---|---|----|----|----|-----|-----|-----|----|----|---|---|-----|------|



| Batter  | 1   | 2  | 3   | 4   | 5   | 6   | 7   | 8   | 9   | AB R H RBI BB SO LOB                                       | TOP                                     |                |   |
|---|---|--|---|---|---|---|---|---|---|--|---|----------------|---|
| <b>Jeff Stone, L</b> (1, 7)<br>OBP: 0.326, SLG: 0.386<br><b>John Russell, R</b> (8, 3)<br>OBP: 0.270, SLG: 0.194              | 0-3<br>K  |  | 0-0<br>FC1-5<br>1B                                  | 0-0<br>G3   |   |   | 0-0<br>F7   |   | 0-3<br>K  | 4 1 1 0 0 1 2<br>1 0 0 0 0 1 0                             |   |                |   |
| <b>Greg Gross, L</b> (1, 9)<br>OBP: 0.275, SLG: 0.250<br><b>Larry Andersen, R</b> (7, 1)<br><b>Don Carman, L</b> (7, 1)       | 0-0<br>3-1  |  | 0-0<br>FC1-5<br>1B                                  |   |   | 0-0<br>3-1  |   |   |   | 4 0 1 0 0 0 2<br>0 0 0 0 0 0 0<br>0 0 0 0 0 0 0            |   |                |   |
| <b>Mike Schmidt, R</b> (1, 5)   | 0-0<br>6-3  |  |   |   |   | 0-3<br>K  |   |   | 0-3<br>K  | 4 0 1 1 0 2 1  |   |                |   |
| <b>Von Hayes, L</b> (1, 8)<br>OBP: 0.433, SLG: 0.480 (8, 7)   |   | 4-0<br>F9 S<br>BB                                    | 0-0<br>F8   |   |   | 0-0<br>F7   |   |   | 0-0<br>FC4-6<br>1B                                  | 3 0 1 0 1 0 2  |   |                |   |
| <b>Tim Corcoran, L</b> (1, 3)<br>OBP: 0.375, SLG: 0.333<br><b>John Wockenfuss, R</b> (8, PH)<br>OBP: 0.182, SLG: 0.100 (8, 2) |   | 0-0<br>F7  | 0-0<br>F5   |   |   | 0-0<br>F8   |   |   | 0-0<br>F7   | 3 0 0 0 0 0 3<br>1 0 0 0 0 0 1                             |   |                |   |
| <b>Juan Samuel, R</b> (1, 4)<br>OBP: 0.258, SLG: 0.314  |   | 0-0<br>F9  |   | 0-0<br>F9   |   | 0-0<br>F8   |   |   | 0-0<br>FC4-6  | 4 0 0 0 0 0 2  |   |                |   |
| <b>Darren Daulton, L</b> (1, 2)<br>OBP: 0.304, SLG: 0.111<br><b>Garry Maddox, R</b> (8, PH)<br>OBP: 0.387, SLG: 0.444 (8, 8)  |   | 4-0<br>BB  |   | 0-0<br>4-3  |   | 0-0<br>4-3  |   |   | 0-0<br>F4   | 2 0 0 0 1 0 0<br>1 0 0 0 0 0 1                             |   |                |   |
| <b>Luis Aguayo, R</b> (1, 6)<br>OBP: 0.290, SLG: 0.429  | 0-3<br>K  |  |   | 4-0<br>1B<br>BB                                     |   |   | 0-0<br>F7   |   | 0-0<br>F7   | 3 0 0 0 1 1 2  |   |                |   |
| <b>Kevin Gross, R</b> (1, 1)<br>OBP: 0.429, SLG: 0.333<br><b>Glenn Wilson, R</b> (7, PH)<br>OBP: 0.287, SLG: 0.463 (7, 9)     |   |  | 0-0<br>FC1-5<br>PB<br>1B                            | 0-0<br>1B   |   |   | 0-0<br>HR   |   | 0-0<br>4-3  | 2 0 2 0 0 0 0<br>2 1 1 1 0 0 0                             |   |                |   |
| <b>Inning Stats</b>   | R: 0 H: 0<br>E: 0 LOB: 0<br>K: 1 BB: 0<br>S: 5 P: 5   | R: 0 H: 0<br>E: 0 LOB: 2<br>K: 1 BB: 2<br>S: 5 P: 13 | R: 1 H: 3<br>E: 0 LOB: 2<br>K: 0 BB: 0<br>S: 6 P: 6 | R: 0 H: 1<br>E: 0 LOB: 2<br>K: 0 BB: 1<br>S: 4 P: 8 | R: 0 H: 0<br>E: 0 LOB: 0<br>K: 1 BB: 0<br>S: 5 P: 5 | R: 0 H: 0<br>E: 0 LOB: 0<br>K: 0 BB: 0<br>S: 3 P: 3 | R: 1 H: 2<br>E: 0 LOB: 1<br>K: 1 BB: 0<br>S: 7 P: 7 | R: 0 H: 1<br>E: 0 LOB: 1<br>K: 0 BB: 0<br>S: 4 P: 4 | R: 0 H: 0<br>E: 0 LOB: 0<br>K: 1 BB: 0<br>S: 5 P: 5 | 1B: 6 SF: 0<br>2B: 0 SAC: 0<br>3B: 0 DP: 0<br>HR: 1 HBP: 0 | WP: 0 PA: 37<br>PB: 1<br>SB: 1<br>CS: 0 |                |   |
| <b>PITCHER</b>  | IP WLS BF H R ER SO BB IBB HBP BLK WP HR S P ERA WHIP |  |   |   |   |   |   |   |   |  |   | <b>PITCHER</b> | IP WLS BF H R ER SO BB IBB HBP BLK WP HR S P ERA WHIP |
| <b>Ron Darling, R</b> (1, 1)<br>ERA: 2.37<br><b>Jesse Orosco, L</b> (8, 1)<br>ERA: 2.5  | 7.0 W 30 6 2 2 4 3 0 0 0 0 0 1 35 47 2.57 1.286       |  |   |   |   |   |   |   |   |  |   |                |   |

Philadelphia Phillies @ New York Mets  
 Shea Stadium, Flushing, NY  
 Sun May 12 1985, 3:33 AM EDT  
 Att. 32,597 - Unknown

livebaseballscorecards.com

|     |    |
|-----|----|
| AB  | 34 |
| R   | 2  |
| H   | 7  |
| RBI | 2  |
| BB  | 3  |
| SO  | 5  |
| LOB | 16 |



BOTTOM

Philadelphia Phillies @ New York Mets  
Shea Stadium, Flushing, NY  
Sun May 12 1985, 3:33 AM EDT  
Att. 32,597 - Unknown

livebaseballscorecards.com

|     |    |
|-----|----|
| AB  | 33 |
| R   | 3  |
| H   | 10 |
| RBI | 2  |
| BB  | 5  |
| SO  | 7  |
| LOB | 19 |



|     |   |     |    |
|-----|---|-----|----|
| WP: | 1 | PA: | 38 |
| PB: | 0 |     |    |
| SB: | 0 |     |    |
| CS: | 2 |     |    |

| AB  | R | H    | RBI | BB | SO | LOB |
|-----|---|------|-----|----|----|-----|
| 3   | 0 | 1    | 0   | 1  | 0  | 0   |
| 1   | 0 | 0    | 0   | 0  | 0  | 2   |
| 5   | 0 | 3    | 0   | 0  | 1  | 3   |
| 4   | 1 | 1    | 1   | 0  | 2  | 3   |
| 3   | 0 | 0    | 0   | 1  | 0  | 1   |
| 3   | 1 | 1    | 0   | 1  | 1  | 0   |
| 4   | 1 | 2    | 0   | 0  | 1  | 3   |
| 0   | 0 | 0    | 0   | 0  | 0  | 0   |
| 3   | 0 | 1    | 0   | 1  | 1  | 1   |
| 4   | 0 | 1    | 1   | 0  | 0  | 3   |
| 3   | 0 | 0    | 0   | 0  | 1  | 3   |
| 0   | 0 | 0    | 0   | 1  | 0  | 0   |
| 1B: | 7 | SF:  | 0   |    |    |     |
| 2B: | 2 | SAC: | 0   |    |    |     |
| 3B: | 0 | DP:  | 0   |    |    |     |
| HR: | 1 | HBP: | 0   |    |    |     |

| Batter  | 1                            | 2                               | 3                            | 4                               | 5                            | 6                                | 7                            | 8                               | 9                            |                                  |                              |                                  |    |    |    |      |       |
|---|------------------------------|---------------------------------|------------------------------|---------------------------------|------------------------------|----------------------------------|------------------------------|---------------------------------|------------------------------|----------------------------------|------------------------------|----------------------------------|----|----|----|------|-------|
| Wally Backman, S<br>OBP: 0.359, SLG: 0.348<br>Kelvin Chapman, R<br>OBP: 0.188, SLG: 0.156<br>(9, 4) | 0-0<br>CS<br>1B              |                                 | 0-0<br>F5                    |                                 | 0-0<br>F8                    |                                  | 4-0<br>CS<br>BB              | 0-0<br>F9                       |                              |                                  |                              |                                  |    |    |    |      |       |
| Mookie Wilson, S<br>OBP: 0.345, SLG: 0.436<br>(1, 8)  | 0-0<br>F8                    |                                 | 0-0<br>1B                    |                                 | 0-0<br>2B                    |                                  | 0-0<br>BB<br>G3<br>1B<br>1-2 | 0-3<br>K                        |                              |                                  |                              |                                  |    |    |    |      |       |
| Keith Hernandez, L<br>OBP: 0.392, SLG: 0.408<br>(1, 3)  | 0-0<br>1-2<br>HR             |                                 | 0-3<br>K                     |                                 | 0-3<br>K                     |                                  | 0-0<br>G3<br>1-2             |                                 |                              |                                  |                              |                                  |    |    |    |      |       |
| Gary Carter, R<br>OBP: 0.370, SLG: 0.477<br>(1, 2)  | 0-0<br>F3                    |                                 |                              | 0-0<br>F6                       | 0-0<br>F9                    |                                  | 4-0<br>BB<br>BB              |                                 |                              |                                  |                              |                                  |    |    |    |      |       |
| George Foster, R<br>OBP: 0.338, SLG: 0.525<br>(1, 7)  |                              | 0-3<br>K                        |                              | 0-0<br>2B<br>6-3<br>1B          |                              | 0-0<br>F8                        | 4-0<br>1-2<br>2-3<br>BB      |                                 |                              |                                  |                              |                                  |    |    |    |      |       |
| Danny Heep, L<br>OBP: 0.360, SLG: 0.386<br>Jesse Orosco, R<br>(8, 1)                                |                              | 0-0<br>G3                       |                              | 0-0<br>6-3<br>1-3<br>2B         |                              | 0-0<br>E<br>1B                   | 0-3<br>K                     |                                 |                              |                                  |                              |                                  |    |    |    |      |       |
| Howard Johnson, S<br>OBP: 0.264, SLG: 0.222<br>(1, 5)   |                              | 0-0<br>1B                       |                              | 4-0<br>6-3<br>IBB               |                              | 0-0<br>F9                        |                              | 0-3<br>K                        |                              |                                  |                              |                                  |    |    |    |      |       |
| Rafael Santana, R<br>OBP: 0.253, SLG: 0.250<br>(1, 6)   |                              | 0-0<br>F8                       |                              | 0-0<br>6-3<br>1-2<br>2-3<br>3-H |                              | 0-0<br>E4<br>1-H                 |                              | 0-0<br>WP<br>1B                 |                              |                                  |                              |                                  |    |    |    |      |       |
| Ron Darling, R<br>OBP: 0.118, SLG: 0.176<br>John Christensen, R<br>OBP: 0.303, SLG: 0.259<br>(8, 9) |                              |                                 | 0-0<br>G3                    | 0-3<br>K                        |                              | 0-0<br>6-3                       |                              | 4-0<br>1-2<br>BB                |                              |                                  |                              |                                  |    |    |    |      |       |
| Inning Stats  | R: 1<br>E: 0<br>K: 0<br>S: 4 | H: 2<br>LOB: 0<br>BB: 0<br>P: 4 | R: 0<br>E: 0<br>K: 1<br>S: 6 | H: 1<br>LOB: 1<br>BB: 0<br>P: 6 | R: 0<br>E: 0<br>K: 1<br>S: 6 | H: 2<br>LOB: 2<br>BB: 1<br>P: 11 | R: 0<br>E: 0<br>K: 1<br>S: 6 | H: 1<br>LOB: 1<br>BB: 0<br>P: 6 | R: 0<br>E: 0<br>K: 1<br>S: 5 | H: 1<br>LOB: 3<br>BB: 3<br>P: 17 | R: 0<br>E: 0<br>K: 2<br>S: 8 | H: 1<br>LOB: 2<br>BB: 1<br>P: 12 |    |    |    |      |       |
| PITCHER   | IP                           | WLS                             | BF                           | H                               | R                            | ER                               | SO                           | BB                              | IBB                          | HBP                              | BLK                          | WP                               | HR | S  | P  | ERA  | WHIP  |
| Kevin Gross, R<br>ERA: 3.03<br>(1, 1)   | 6.0                          | L                               | 27                           | 8                               | 3                            | 2                                | 4                            | 0                               | 1                            | 0                                | 0                            | 0                                | 1  | 34 | 38 | 3.00 | 1.333 |
| Larry Andersen, R<br>ERA: 3.31<br>(7, 1)  | 0.2                          |                                 | 5                            | 1                               | 0                            | 0                                | 0                            | 3                               | 0                            | 0                                | 0                            | 0                                | 0  | 2  | 14 | 0.00 | 6.000 |
| Don Carman, L<br>ERA:<br>(7, 1)   | 1.1                          |                                 | 6                            | 1                               | 0                            | 0                                | 3                            | 1                               | 0                            | 0                                | 0                            | 1                                | 0  | 11 | 15 | 0.00 | 1.500 |



| Batter   | 1   | 2                               | 3                            | 4                               | 5                            | 6                               | 7                            | 8                               | 9                            | AB R H RBI BB SO LOB            | TOP   |                                 |                              |                                 |                              |                                 |                              |                                  |                                  |                                    |   |        |
|--|---|---------------------------------|------------------------------|---------------------------------|------------------------------|---------------------------------|------------------------------|---------------------------------|------------------------------|---------------------------------|---|---------------------------------|------------------------------|---------------------------------|------------------------------|---------------------------------|------------------------------|----------------------------------|----------------------------------|------------------------------------|---|--------|
| Juan Samuel, R (1, 4)<br>OBP: 0.258, SLG: 0.320    | 0-0<br>6-3  |                                 | 0-0<br>FC6-4                 |                                 | 0-0<br>2B                    |                                 | 0-0<br>F6                    |                                 |                              | 4 0 1 1 0 0 2                   | <b>Philadelphia Phillies @ Cincinnati Reds</b><br>Riverfront Stadium, Cincinnati, OH<br>Mon May 13 1985, 7:05 PM EDT<br>Att. 12,068 - Unknown |                                 |                              |                                 |                              |                                 |                              |                                  |                                  |                                    |   |        |
| Jeff Stone, L (1, 7)<br>OBP: 0.313, SLG: 0.370     | 0-0<br>4-3  |                                 | 0-0<br>F7                    |                                 | 0-0<br>6-3                   |                                 |                              | 0-0<br>F8                       |                              | 4 0 0 0 0 0 2                   |   |                                 |                              |                                 |                              |                                 |                              |                                  |                                  |                                    |   |        |
| Mike Schmidt, R (1, 5)<br>OBP: 0.286, SLG: 0.313   | 0-0<br>F7   |                                 |                              | 0-0<br>HR                       |                              | 0-0<br>F9                       |                              | 0-0<br>F4                       |                              | 4 1 1 1 0 0 0                   |   |                                 |                              |                                 |                              |                                 |                              |                                  |                                  |                                    |   |        |
| Von Hayes, L (1, 8)<br>OBP: 0.435, SLG: 0.486      |   | 0-0<br>L3                       |                              | 0-0<br>1B<br>2B                 |                              | 4-0<br>BB                       |                              | 0-0<br>4-3                      |                              | 3 1 1 0 1 0 0                   |   |                                 |                              |                                 |                              |                                 |                              |                                  |                                  |                                    |   |        |
| Tim Corcoran, L (1, 3)<br>OBP: 0.381, SLG: 0.333   |   | 0-0<br>4-3                      |                              | 0-0<br>1B<br>G4-6-3             |                              | 0-0<br>F8                       |                              | 4-0<br>BB<br>BB                 |                              | 3 0 1 1 1 0 1                   |   |                                 |                              |                                 |                              |                                 |                              |                                  |                                  |                                    |   |        |
| Glenn Wilson, R (1, 9)<br>OBP: 0.276, SLG: 0.444   |   | 0-0<br>F8                       |                              | 0-0<br>G4-6-3<br>1-2f           |                              | 0-0<br>4-3                      |                              | 0-0<br>F8                       |                              | 4 0 0 0 0 0 3                   |   |                                 |                              |                                 |                              |                                 |                              |                                  |                                  |                                    |   |        |
| Darren Daulton, L (1, 2)<br>OBP: 0.333, SLG: 0.190 |   |                                 | 0-0<br>1B<br>FC6-4<br>2B     |                                 | 0-0<br>F8                    |                                 | 0-3<br>K                     |                                 | 4-0<br>BB<br>G4-6-3<br>1-2   |                                 |   | 3 1 1 0 1 1 0                   |                              |                                 |                              |                                 |                              |                                  |                                  |                                    |   |        |
| Luis Aguayo, R (1, 6)<br>OBP: 0.294, SLG: 0.419    |   |                                 | 0-0<br>FC1-6<br>1B           |                                 | 0-0<br>6-3                   |                                 | 0-0<br>G1-4-3                |                                 | 0-0<br>G4-6-3                |                                 |   | 3 0 1 0 0 0 0                   |                              |                                 |                              |                                 |                              |                                  |                                  |                                    |   |        |
| Greg Gross, L (9, PH)<br>OBP: 0.268, SLG: 0.243    |   |                                 | 0-0<br>FC1-6<br>FC6-4        |                                 | 0-3<br>K                     |                                 | 4-0<br>BB                    |                                 | 0-0<br>1-2f                  |                                 |   | 1 0 0 0 0 0 2                   |                              |                                 |                              |                                 |                              |                                  |                                  |                                    |   |        |
| John Denny, R (1, 1)<br>OBP: 0.111, SLG: 0.059     |   |                                 | 0-0<br>FC1-6                 |                                 |                              |                                 |                              |                                 |                              | 2 0 0 0 0 1 2                   |   | <b>Phillies</b>                 |                              |                                 |                              |                                 |                              |                                  |                                  |                                    |   |        |
| Dave Rucker, L (6, 1)                              |   |                                 |                              |                                 |                              |                                 |                              |                                 |                              | 0 0 0 0 0 0 0                   |   |                                 |                              |                                 |                              |                                 |                              |                                  |                                  |                                    |   |        |
| John Russell, R (7, PH)<br>OBP: 0.289, SLG: 0.194  |   |                                 |                              |                                 |                              |                                 |                              |                                 |                              | 0 0 0 0 1 0 0                   |   |                                 |                              |                                 |                              |                                 |                              |                                  |                                  |                                    |   |        |
| Larry Andersen, R (7, 1)                           |   |                                 |                              |                                 |                              |                                 |                              |                                 |                              | 0 0 0 0 0 0 0                   |   |                                 |                              |                                 |                              |                                 |                              |                                  |                                  |                                    |   |        |
| <b>Inning Stats</b>                                | R: 0<br>E: 0<br>K: 0<br>S: 3  | H: 0<br>LOB: 0<br>BB: 0<br>P: 3 | R: 0<br>E: 0<br>K: 0<br>S: 3 | H: 0<br>LOB: 0<br>BB: 0<br>P: 3 | R: 1<br>E: 0<br>K: 0<br>S: 5 | H: 2<br>LOB: 1<br>BB: 0<br>P: 5 | R: 2<br>E: 0<br>K: 0<br>S: 5 | H: 3<br>LOB: 0<br>BB: 0<br>P: 5 | R: 0<br>E: 0<br>K: 1<br>S: 6 | H: 1<br>LOB: 1<br>BB: 0<br>P: 6 | R: 0<br>E: 0<br>K: 0<br>S: 3  | H: 0<br>LOB: 1<br>BB: 1<br>P: 7 | R: 0<br>E: 0<br>K: 1<br>S: 5 | H: 0<br>LOB: 1<br>BB: 1<br>P: 9 | R: 0<br>E: 0<br>K: 0<br>S: 3 | H: 0<br>LOB: 0<br>BB: 0<br>P: 3 | R: 0<br>E: 0<br>K: 0<br>S: 2 | H: 0<br>LOB: 1<br>BB: 2<br>P: 10 | 1B: 2<br>2B: 3<br>3B: 0<br>HR: 1 | SF: 0<br>SAC: 0<br>DP: 2<br>HBP: 0 | WP: 0<br>PB: 0<br>SB: 0<br>CS: 0  | PA: 35 |
| <b>PITCHER</b>                                     | IP<br>WLS<br>BF<br>H<br>R<br>ER<br>SO<br>BB<br>IBB<br>HBP<br>BLK<br>WP<br>HR<br>S<br>P<br>ERA<br>WHIP |                                 |                              |                                 |                              |                                 |                              |                                 |                              |                                 |   |                                 |                              |                                 |                              |                                 |                              |                                  |                                  |                                    | IP<br>WLS<br>BF<br>H<br>R<br>ER<br>SO<br>BB<br>IBB<br>HBP<br>BLK<br>WP<br>HR<br>S<br>P<br>ERA<br>WHIP |        |
| John Stuper, R (1, 1)<br>ERA: 5.74                 | 6.0<br>W<br>24<br>6<br>3<br>3<br>1<br>1<br>0<br>0<br>0<br>0<br>1<br>25<br>29<br>4.50<br>1.167         |                                 |                              |                                 |                              |                                 |                              |                                 |                              |                                 |   |                                 |                              |                                 |                              |                                 |                              |                                  |                                  |                                    |   |        |
| John Franco, L (7, 1)<br>ERA: 4.35                 | 1.0<br>4<br>0<br>0<br>0<br>1<br>1<br>0<br>0<br>0<br>0<br>0<br>0<br>5<br>9<br>0.00<br>1.000            |                                 |                              |                                 |                              |                                 |                              |                                 |                              |                                 |   |                                 |                              |                                 |                              |                                 |                              |                                  |                                  |                                    |   |        |
| Ted Power, R (8, 1)<br>ERA: 2.38                   | 2.0<br>7<br>0<br>0<br>0<br>0<br>2<br>0<br>0<br>0<br>0<br>0<br>0<br>5<br>13<br>0.00<br>1.000           |                                 |                              |                                 |                              |                                 |                              |                                 |                              |                                 |   |                                 |                              |                                 |                              |                                 |                              |                                  |                                  |                                    |   |        |

livebaseballscorecards.com

|            |    |
|------------|----|
| <b>AB</b>  | 31 |
| <b>R</b>   | 3  |
| <b>H</b>   | 6  |
| <b>RBI</b> | 3  |
| <b>BB</b>  | 4  |
| <b>SO</b>  | 2  |
| <b>LOB</b> | 12 |

| Batter   | 1                       | 2          | 3          | 4                                | 5          | 6                           | 7          | 8          | 9 |
|--|-------------------------|------------|------------|----------------------------------|------------|-----------------------------|------------|------------|---|
| Eddie Milner, L<br>OBP: 0.368, SLG: 0.308<br>(1, 8) X  | 0-0<br>1B<br>3B<br>1B   |            | 0-0<br>4-3 | 4-0<br>BB                        |            | 0-0<br>4-3                  |            |            |   |
| Pete Rose, S<br>OBP: 0.396, SLG: 0.345<br>John Franco, L<br>Ted Power, R<br>(1, 3) X<br>(7, 1)<br>(8, 1)   | 0-0<br>1-2<br>3B<br>1B  |            | 0-0<br>3B  | 0-0<br>4-3                       |            | 0-0<br>5-3                  |            |            |   |
| Dave Parker, L<br>OBP: 0.347, SLG: 0.513<br>(1, 9) X   | 0-0<br>1-H<br>2-H<br>3B |            | 0-0<br>F2  |                                  | 0-0<br>G3  | 0-0<br>F7                   |            |            |   |
| Cesar Cedeno, R<br>OBP: 0.325, SLG: 0.304<br>(1, 7) X  | 0-0<br>FC6-2-5          |            | 0-0<br>6-3 |                                  | 0-0<br>6-3 |                             | 0-0<br>F2  |            |   |
| Nick Esasky, R<br>OBP: 0.312, SLG: 0.444<br>(1, 5) X   | 0-0<br>F8               |            |            | 0-0<br>F6                        | 0-0<br>F7  |                             | 0-0<br>F6  |            |   |
| Dave Concepcion, R<br>OBP: 0.310, SLG: 0.413<br>(1, 6) X   | 0-0<br>5-3              |            |            | 0-0<br>1B<br>1B                  |            | 4-0<br>1B<br>BB<br>HR<br>BB | 0-0<br>4-3 |            |   |
| Ron Oester, S<br>OBP: 0.362, SLG: 0.381<br>(1, 4) X  |                         | 0-0<br>4-3 |            | 0-0<br>1B<br>1-2<br>1B           |            | 4-0<br>1B<br>HR<br>BB       |            | 0-0<br>1-3 |   |
| Dave Vangorder, R<br>OBP: 0.274, SLG: 0.299<br>(1, 2) X  |                         | 0-0<br>L5  |            | 0-0<br>SH1-4<br>1-3<br>2-H<br>1B |            | 0-0<br>HR<br>1B             |            | 0-0<br>5-3 |   |
| John Stuper, R<br>Wayne Krenchicki, L<br>Tony Perez, R<br>OBP: 0.222, SLG: 0.125<br>OBP: 0.391, SLG: 0.263<br>OBP: 0.462, SLG: 0.636<br>(1, 1)<br>(6, PH)<br>(6, PH)<br>(7, 3) X |                         | 0-0<br>6-3 |            | 0-0<br>SH1-4                     |            | 0-0<br>HR                   |            | 0-3<br>K   |   |

| AB | R | H | RBI | BB | SO | LOB |
|----|---|---|-----|----|----|-----|
| 3  | 1 | 1 | 0   | 1  | 0  | 0   |
| 4  | 1 | 2 | 0   | 0  | 0  | 3   |
| 0  | 0 | 0 | 0   | 0  | 0  | 0   |
| 0  | 0 | 0 | 0   | 0  | 0  | 0   |
| 4  | 0 | 1 | 2   | 0  | 0  | 1   |
| 4  | 0 | 0 | 0   | 0  | 0  | 2   |
| 4  | 0 | 0 | 0   | 0  | 0  | 1   |
| 3  | 2 | 1 | 0   | 1  | 0  | 1   |
| 3  | 1 | 1 | 0   | 1  | 0  | 0   |
| 4  | 1 | 2 | 1   | 0  | 0  | 0   |
| 1  | 0 | 0 | 0   | 0  | 0  | 0   |
| 0  | 0 | 0 | 0   | 0  | 0  | 0   |
| 2  | 1 | 1 | 4   | 0  | 1  | 0   |

**Philadelphia Phillies @ Cincinnati Reds**  
Riverfront Stadium, Cincinnati, OH  
Mon May 13 1985, 7:05 PM EDT  
Att. 12,068 - Unknown

|     |    |
|-----|----|
| AB  | 32 |
| R   | 7  |
| H   | 9  |
| RBI | 7  |
| BB  | 3  |
| SO  | 1  |
| LOB | 8  |



| Inning Stats |  | R: 2 | H: 3 | E: 0 | K: 0 | S: 6 | LOB: 1 | BB: 0 | P: 6  |
|--------------|--|------|------|------|------|------|--------|-------|-------|
| Inning Stats |  | R: 0 | H: 0 | E: 0 | K: 0 | S: 3 | LOB: 0 | BB: 0 | P: 3  |
| Inning Stats |  | R: 0 | H: 1 | E: 0 | K: 0 | S: 4 | LOB: 1 | BB: 0 | P: 4  |
| Inning Stats |  | R: 1 | H: 3 | E: 0 | K: 0 | S: 6 | LOB: 3 | BB: 1 | P: 10 |
| Inning Stats |  | R: 0 | H: 0 | E: 0 | K: 0 | S: 3 | LOB: 0 | BB: 0 | P: 3  |
| Inning Stats |  | R: 4 | H: 2 | E: 0 | K: 0 | S: 5 | LOB: 0 | BB: 2 | P: 13 |
| Inning Stats |  | R: 0 | H: 0 | E: 0 | K: 0 | S: 3 | LOB: 0 | BB: 0 | P: 3  |
| Inning Stats |  | R: 0 | H: 0 | E: 0 | K: 1 | S: 5 | LOB: 0 | BB: 0 | P: 5  |

| PITCHER                                  |  |  |  |  |  |  |  |  |  | IP  | WLS | BF | H | R | ER | SO | BB | IBB | HBP | BLK | WP | HR | S  | P  | ERA   | WHIP  |
|--|--|--|--|--|--|--|--|--|--|-----|-----|----|---|---|----|----|----|-----|-----|-----|----|----|----|----|-------|-------|
| John Denny, R<br>ERA: 5.36<br>(1, 1)     |  |  |  |  |  |  |  |  |  | 5.0 | L   | 26 | 8 | 6 | 6  | 0  | 3  | 0   | 0   | 0   | 0  | 0  | 23 | 35 | 10.80 | 2.200 |
| Dave Rucker, L<br>ERA: 3.38<br>(6, 1)    |  |  |  |  |  |  |  |  |  | 1.0 |     | 4  | 1 | 1 | 1  | 0  | 0  | 0   | 0   | 0   | 0  | 1  | 4  | 4  | 9.00  | 1.000 |
| Larry Andersen, R<br>ERA: 2.95<br>(7, 1) |  |  |  |  |  |  |  |  |  | 2.0 |     | 6  | 0 | 0 | 0  | 1  | 0  | 0   | 0   | 0   | 0  | 0  | 8  | 8  | 0.00  | 0.000 |

| WP | PA | ERA | WHIP |
|----|----|-----|------|
| 0  | 36 |     |      |
| 0  |    |     |      |
| 0  |    |     |      |



| Batter  | 1                            | 2                               | 3                            | 4                               | 5                            | 6                               | 7                            | 8                               | 9                            | AB R H RBI BB SO LOB                            | TOP   |                                 |                              |                                 |                              |                                  |                              |                                  |                                  |                                    |                                  |        |  |  |  |  |  |
|---|------------------------------|---------------------------------|------------------------------|---------------------------------|------------------------------|---------------------------------|------------------------------|---------------------------------|------------------------------|---|---|---------------------------------|------------------------------|---------------------------------|------------------------------|----------------------------------|------------------------------|----------------------------------|----------------------------------|------------------------------------|----------------------------------|--------|--|--|--|--|--|
| Juan Samuel, R (1, 4)<br>OBP: 0.263, SLG: 0.346   | 0-0<br>F8                    |                                 | 0-3<br>K                     |                                 | 0-0<br>HR                    |                                 |                              | 0-0<br>6-3                      | 0-0<br>1B                    | 5 1 2 5 0 1 0                                   |   |                                 |                              |                                 |                              |                                  |                              |                                  |                                  |                                    |                                  |        |  |  |  |  |  |
| Von Hayes, L (1, 7)<br>OBP: 0.434, SLG: 0.482   | 0-3<br>K                     |                                 |                              | 0-0<br>4-3                      | 0-0<br>4-3                   |                                 |                              | 0-0<br>1B                       | 0-0<br>1B                    | 5 0 2 1 0 1 0                                   |   |                                 |                              |                                 |                              |                                  |                              |                                  |                                  |                                    |                                  |        |  |  |  |  |  |
| Mike Schmidt, R (1, 5)<br>OBP: 0.291, SLG: 0.340  | 0-0<br>F6                    |                                 |                              | 0-0<br>F4                       |                              |                                 | 0-0<br>HR                    | 4-0<br>1B                       | 0-0<br>F3                    | 4 1 1 1 1 0 2                                   |   |                                 |                              |                                 |                              |                                  |                              |                                  |                                  |                                    |                                  |        |  |  |  |  |  |
| John Wockenfuss, R (1, 3)<br>OBP: 0.214, SLG: 0.154<br>Tim Corcoran, L (8, PH)<br>OBP: 0.372, SLG: 0.324 (8, 3) |                              | 0-0<br>F8                       |                              | 0-0<br>1B                       |                              | 0-3<br>K                        |                              | 0-3<br>K                        | 0-0<br>F8                    | 3 0 1 0 0 1 0<br>2 0 0 0 0 1 4                  |   |                                 |                              |                                 |                              |                                  |                              |                                  |                                  |                                    |                                  |        |  |  |  |  |  |
| Glenn Wilson, R (1, 9)<br>OBP: 0.275, SLG: 0.431  |                              | 0-0<br>F8                       |                              | 0-0<br>F9                       |                              | 4-0<br>BB                       |                              | 0-0<br>F8                       |                              | 3 0 0 0 1 0 3                                   |   |                                 |                              |                                 |                              |                                  |                              |                                  |                                  |                                    |                                  |        |  |  |  |  |  |
| Ozzie Virgil, R (1, 2)<br>OBP: 0.374, SLG: 0.500  |                              | 0-0<br>1B                       |                              |                                 | 0-0<br>5-3                   | 0-0<br>G5-4-3                   |                              |                                 | 0-0<br>1B                    | 4 0 2 0 0 0 1                                   |   |                                 |                              |                                 |                              |                                  |                              |                                  |                                  |                                    |                                  |        |  |  |  |  |  |
| Garry Maddox, R (1, 8)<br>OBP: 0.400, SLG: 0.433  |                              | 0-0<br>F4                       |                              |                                 | 0-0<br>SH1-4<br>HR           |                                 | 0-0<br>F4                    | 4-0<br>FC4-3<br>1B              | 4-0<br>1B                    | 3 2 1 0 1 0 1                                   | AB 35<br>R 7<br>H 10<br>RBI 7<br>BB 4<br>SO 5<br>LOB 14 |                                 |                              |                                 |                              |                                  |                              |                                  |                                  |                                    |                                  |        |  |  |  |  |  |
| Luis Aguayo, R (1, 6)<br>OBP: 0.316, SLG: 0.412   |                              |                                 | 0-0<br>F3                    |                                 | 0-0<br>SH1-4<br>HR           |                                 | 0-0<br>F7                    | 4-0<br>1B                       | 4-0<br>1B                    | 3 2 1 0 1 0 0                                   |   |                                 |                              |                                 |                              |                                  |                              |                                  |                                  |                                    |                                  |        |  |  |  |  |  |
| Charles Hudson, S (1, 1)<br>Jeff Stone, L (9, PH)<br>OBP: 0.310, SLG: 0.366<br>Don Carman, L (9, 1)             |                              |                                 | 0-3<br>K                     |                                 | 0-0<br>SH1-4                 |                                 | 0-0<br>F9                    | 0-0<br>FC4-3<br>1B              | 0-0<br>FC4-3                 | 2 0 0 0 0 1 0<br>1 1 0 0 0 0 3<br>0 0 0 0 0 0 0 |   |                                 |                              |                                 |                              |                                  |                              |                                  |                                  |                                    |                                  |        |  |  |  |  |  |
| Inning Stats  | R: 0<br>E: 0<br>K: 1<br>S: 5 | H: 0<br>LOB: 0<br>BB: 0<br>P: 5 | R: 0<br>E: 0<br>K: 0<br>S: 4 | H: 1<br>LOB: 1<br>BB: 0<br>P: 4 | R: 0<br>E: 0<br>K: 2<br>S: 7 | H: 0<br>LOB: 0<br>BB: 0<br>P: 7 | R: 0<br>E: 0<br>K: 0<br>S: 4 | H: 1<br>LOB: 1<br>BB: 0<br>P: 4 | R: 3<br>E: 0<br>K: 0<br>S: 6 | H: 3<br>LOB: 0<br>BB: 0<br>P: 6                 | R: 1<br>E: 0<br>K: 1<br>S: 5                            | H: 1<br>LOB: 0<br>BB: 1<br>P: 9 | R: 0<br>E: 0<br>K: 0<br>S: 3 | H: 0<br>LOB: 0<br>BB: 0<br>P: 3 | R: 0<br>E: 0<br>K: 1<br>S: 6 | H: 1<br>LOB: 2<br>BB: 1<br>P: 10 | R: 3<br>E: 0<br>K: 0<br>S: 6 | H: 3<br>LOB: 2<br>BB: 2<br>P: 14 | 1B: 8<br>2B: 0<br>3B: 0<br>HR: 2 | SF: 0<br>SAC: 1<br>DP: 1<br>HBP: 0 | WP: 0<br>PB: 0<br>SB: 0<br>CS: 0 | PA: 40 |  |  |  |  |  |
| PITCHER   | IP                           | WLS                             | BF                           | H                               | R                            | ER                              | SO                           | BB                              | IBB                          | HBP   | BLK   | WP                              | HR                           | S                               | P                            | ERA                              | WHIP                         |                                  |                                  |                                    |                                  |        |  |  |  |  |  |
| Tom Browning, L (1, 1)<br>ERA: 2.05   | 8.0                          | L                               | 32                           | 7                               | 4                            | 4                               | 5                            | 2                               | 0                            | 0   | 0   | 0                               | 2                            | 40                              | 48                           | 4.50                             | 1.125                        |                                  |                                  |                                    |                                  |        |  |  |  |  |  |
| Carl Willis, R (9, 1)<br>ERA: 9.22  | 0.0                          |                                 | 3                            | 1                               | 3                            | 3                               | 0                            | 2                               | 0                            | 0   | 0   | 0                               | 0                            | 1                               | 9                            | ∞                                | ∞                            |                                  |                                  |                                    |                                  |        |  |  |  |  |  |
| Frank Pastore, R (9, 1)<br>ERA: 8.44  | 1.0                          |                                 | 5                            | 2                               | 0                            | 0                               | 0                            | 0                               | 0                            | 0   | 0   | 0                               | 0                            | 5                               | 5                            | 0.00                             | 2.000                        |                                  |                                  |                                    |                                  |        |  |  |  |  |  |

Philadelphia Phillies @ Cincinnati Reds  
Riverfront Stadium, Cincinnati, OH  
Tue May 14 1985, 3:33 AM EDT  
Att: 10,079 - Unknown

livebaseballscorecards.com







Philadelphia Phillies @ Atlanta Braves  
 Atlanta-Fulton County Stadium, Atlanta, GA

Wed May 15 1985, 7:05 PM EDT  
 Att. 10,292 - Unknown

livebaseballscorecards.com

|     |    |
|-----|----|
| AB  | 35 |
| R   | 2  |
| H   | 8  |
| RBI | 2  |
| BB  | 1  |
| SO  | 7  |
| LOB | 13 |



|     |   |     |    |
|-----|---|-----|----|
| WP: | 0 | PA: | 38 |
| PB: | 1 |     |    |
| SB: | 0 |     |    |
| CS: | 2 |     |    |

AB R H RBI BB SO LOB

|   |   |   |   |   |   |   |
|---|---|---|---|---|---|---|
| 5 | 0 | 1 | 0 | 0 | 0 | 2 |
| 3 | 0 | 0 | 0 | 0 | 1 | 1 |
| 2 | 0 | 0 | 0 | 0 | 0 | 3 |
| 4 | 0 | 2 | 1 | 0 | 1 | 0 |
| 4 | 1 | 2 | 0 | 0 | 0 | 2 |
| 4 | 0 | 1 | 1 | 0 | 0 | 1 |
| 4 | 0 | 0 | 0 | 0 | 2 | 2 |
| 0 | 0 | 0 | 0 | 0 | 0 | 0 |
| 4 | 0 | 0 | 0 | 0 | 2 | 2 |
| 3 | 1 | 1 | 0 | 1 | 0 | 0 |
| 2 | 0 | 1 | 0 | 0 | 1 | 0 |
| 0 | 0 | 0 | 0 | 0 | 0 | 0 |
| 0 | 0 | 0 | 0 | 0 | 0 | 0 |
| 0 | 0 | 0 | 0 | 0 | 0 | 0 |
| 0 | 0 | 0 | 0 | 0 | 0 | 0 |

TOP

| Batter  | 1          | 2                      | 3          | 4          | 5          | 6                    | 7                       | 8                              | 9          | 10                  |
|---|------------|------------------------|------------|------------|------------|----------------------|-------------------------|--------------------------------|------------|---------------------|
| Juan Samuel, R<br>OBP: 0.261, SLG: 0.341<br>(1, 4) X  | 0-0<br>6-3 |                        | 0-0<br>6-3 |            |            | 0-0<br>E5<br>1-3     |                         | 0-0<br>1B<br>2-3               |            | 0-0<br>F4           |
| Jeff Stone, L<br>OBP: 0.301, SLG: 0.354<br>Garry Maddox, R<br>OBP: 0.378, SLG: 0.406<br>(1, 7) S (8, PH) (8, 8) | 0-3<br>K   |                        |            | 0-0<br>L7  |            | 0-0<br>4-3           |                         | 0-0<br>F8                      |            | 0-0<br>F6           |
| Mike Schmidt, R<br>OBP: 0.298, SLG: 0.346<br>(1, 5) S   | 0-3<br>K   |                        |            | 0-0<br>6-3 |            |                      | 0-0<br>CS<br>1B         | 0-0<br>1B<br>1-2<br>3-H        |            |                     |
| Von Hayes, L<br>OBP: 0.436, SLG: 0.482<br>(1, 8) (8, 7) (9, 9)  |            | 0-0<br>4-3<br>PB<br>1B |            | 0-0<br>4-3 |            |                      | 0-0<br>CS<br>2B<br>1B   | 0-0<br>G3                      |            |                     |
| Tim Corcoran, L<br>OBP: 0.367, SLG: 0.333<br>(1, 3)   |            | 0-0<br>4-3             |            |            | 0-0<br>F8  |                      | 0-0<br>2B<br>1-H<br>2-3 |                                | 0-0<br>F8  |                     |
| Glenn Wilson, R<br>OBP: 0.265, SLG: 0.415<br>Kent Tekulve, R<br>(1, 9) (9, 1) S S S                             |            | 0-3<br>K               |            |            | 0-0<br>5-3 |                      | 0-3<br>K                |                                | 0-0<br>5-3 |                     |
| Ozzie Virgil, R<br>OBP: 0.358, SLG: 0.477<br>(1, 2) X   |            | 0-0<br>6-3             |            |            | 0-3<br>K   |                      | 0-0<br>F2               |                                | 0-3<br>K   |                     |
| Luis Aguayo, R<br>OBP: 0.333, SLG: 0.405<br>(1, 6) X  |            |                        | 0-0<br>F4  |            |            | 0-0<br>6-3           |                         | 4-0<br>1B<br>SH3-4<br>1B<br>BB |            | 0-0<br>SH3-4<br>1B  |
| Steve Carlton, L<br>OBP: 0.214, SLG: 0.286<br>Don Carman, L<br>(1, 1) (7, 1) S S S                              |            | 0-3<br>K               |            |            |            | 0-0<br>E5<br>E<br>1B |                         | 0-0<br>SH3-4<br>1-2            |            | 0-0<br>SH3-4<br>1-2 |
| Larry Andersen, R<br>Dave Rucker, L<br>Greg Gross, L<br>OBP: 0.268, SLG: 0.243<br>(1, 1) (7, 1) (9, 1) (9, 7)   |            |                        |            |            |            |                      |                         |                                |            |                     |

| Inning Stats | R: 0 | H: 0 | E: 0 | LOB: 0 | K: 2 | BB: 0 | S: 7 | P: 7 |
|--------------|------|------|------|--------|------|-------|------|------|
|              | 0    | 0    | 0    | 0      | 1    | 0     | 6    | 6    |
|              | 0    | 1    | 0    | 1      | 0    | 0     | 6    | 6    |
|              | 0    | 0    | 0    | 0      | 1    | 0     | 5    | 5    |
|              | 0    | 0    | 0    | 0      | 1    | 0     | 3    | 3    |
|              | 0    | 0    | 0    | 0      | 1    | 0     | 5    | 5    |
|              | 0    | 1    | 0    | 1      | 0    | 0     | 4    | 4    |
|              | 0    | 0    | 0    | 0      | 0    | 0     | 5    | 5    |
|              | 1    | 3    | 0    | 1      | 0    | 0     | 7    | 7    |
|              | 0    | 0    | 0    | 0      | 0    | 0     | 5    | 5    |
|              | 0    | 0    | 0    | 0      | 0    | 0     | 5    | 5    |
|              | 0    | 1    | 0    | 1      | 0    | 0     | 4    | 4    |
|              | 0    | 0    | 0    | 0      | 0    | 0     | 4    | 4    |
|              | 0    | 0    | 0    | 0      | 0    | 0     | 4    | 4    |
|              | 0    | 0    | 0    | 0      | 0    | 0     | 4    | 4    |

| PITCHER                                   | IP  | WLS | BF | H | R | ER | SO | BB | IBB | HBP | BLK | WP | HR | S  | P  | ERA   | WHIP  |
|---|-----|-----|----|---|---|----|----|----|-----|-----|-----|----|----|----|----|-------|-------|
| Steve Bedrosian, R<br>ERA: 2.91<br>(1, 1) | 6.1 |     | 23 | 5 | 1 | 1  | 5  | 0  | 0   | 0   | 0   | 0  | 0  | 33 | 33 | 1.42  | 0.789 |
| Jeff Dedmon, R<br>ERA: 1.59<br>(7, 1)     | 0.2 |     | 2  | 0 | 0 | 0  | 1  | 0  | 0   | 0   | 0   | 0  | 0  | 4  | 4  | 0.00  | 0.000 |
| Gene Garber, R<br>ERA: 5.28<br>(8, 1)     | 0.1 |     | 3  | 1 | 1 | 1  | 0  | 1  | 0   | 0   | 0   | 0  | 0  | 2  | 6  | 27.00 | 6.000 |
| Terry Forster, L<br>ERA: 1.04<br>(8, 1)   | 1.2 |     | 6  | 1 | 0 | 0  | 1  | 0  | 0   | 0   | 0   | 0  | 0  | 8  | 8  | 0.00  | 0.600 |
| Bruce Sutter, R<br>ERA: 1.96<br>(10, 1)   | 1.0 | W   | 4  | 1 | 0 | 0  | 0  | 0  | 0   | 0   | 0   | 0  | 0  | 4  | 4  | 0.00  | 1.000 |

BOTTOM

Philadelphia Phillies @ Atlanta Braves  
Atlanta-Fulton County Stadium, Atlanta, GA

Wed May 15 1985, 7:05 PM EDT  
Att: 10,292 - Unknown

livebaseballscorecards.com

|     |    |
|-----|----|
| AB  | 32 |
| R   | 3  |
| H   | 7  |
| RBI | 3  |
| BB  | 8  |
| SO  | 5  |
| LOB | 20 |



|    |   |    |    |
|----|---|----|----|
| WP | 0 | PA | 41 |
| PB | 0 |    |    |
| SB | 0 |    |    |
| CS | 0 |    |    |

AB R H RBI BB SO LOB

3 0 1 0 1 0 1  
2 0 1 0 1 0 0  
2 0 0 0 0 1 3

3 0 0 0 2 0 3

3 0 0 0 2 0 5  
0 0 0 0 0 0 0

4 1 1 1 1 0 2

4 0 0 0 0 1 3

3 0 0 0 0 2 2  
1 1 1 0 0 0 0

4 1 2 2 0 0 0

2 0 0 0 0 1 1  
0 0 0 0 0 0 0  
1 0 1 0 0 0 0  
0 0 0 0 0 0 0  
0 0 0 0 0 0 0  
0 0 0 0 1 0 0  
0 0 0 0 0 0 0  
0 0 0 0 0 0 0

1B: 4 SF: 0  
2B: 1 SAC: 1  
3B: 0 DP: 1  
HR: 2 HBP: 0

| Batter  | 1   | 2                      | 3                        | 4                      | 5                        | 6                       | 7                        | 8                      | 9                        | 10                      |                          |                        |                          |                        |                          |                         |                          |                        |                         |                           |                         |
|---|---|------------------------|--------------------------|------------------------|--------------------------|-------------------------|--------------------------|------------------------|--------------------------|-------------------------|--------------------------|------------------------|--------------------------|------------------------|--------------------------|-------------------------|--------------------------|------------------------|-------------------------|---------------------------|-------------------------|
| Rafael Ramirez, R<br>OBP: 0.277, SLG: 0.338 (1, 6)              | L6  |                        | BB 1B                    |                        | 1-3 2B                   |                         | 5-3                      |                        | SH3-4                    |                         |                          |                        |                          |                        |                          |                         |                          |                        |                         |                           |                         |
| Brad Komminsk, R<br>OBP: 0.340, SLG: 0.265 (1, 9)               | 6-3   |                        | BB 1B                    |                        | G4-6-3 BB                |                         | L9                       |                        | K                        |                         |                          |                        |                          |                        |                          |                         |                          |                        |                         |                           |                         |
| Claudell Washington, L<br>OBP: 0.320, SLG: 0.400 (7, PH) (8, 9) |   |                        |                          |                        |                          |                         |                          |                        |                          |                         |                          |                        |                          |                        |                          |                         |                          |                        |                         |                           |                         |
| Dale Murphy, R<br>OBP: 0.396, SLG: 0.647 (1, 8)                 | L1  |                        | BB                       |                        | G4-6-3 1-2f              |                         |                          | 5-3                    |                          | IBB                     |                          |                        |                          |                        |                          |                         |                          |                        |                         |                           |                         |
| Bob Horner, R<br>OBP: 0.292, SLG: 0.333 (1, 5)                  |   |                        | F7                       |                        |                          |                         |                          | 5-3                    |                          | 3-1                     |                          |                        |                          |                        |                          |                         |                          |                        |                         |                           |                         |
| Bruce Sutter, R<br>(10, 1)                                      |   |                        |                          |                        |                          |                         |                          |                        |                          |                         |                          |                        |                          |                        |                          |                         |                          |                        |                         |                           |                         |
| Terry Harper, R<br>OBP: 0.300, SLG: 0.509 (1, 7)                | F9  |                        |                          |                        | 6-3                      |                         | F3                       |                        |                          | HR                      |                          |                        |                          |                        |                          |                         |                          |                        |                         |                           |                         |
| Rick Cerone, R<br>OBP: 0.323, SLG: 0.349 (1, 2)                 |   |                        |                          |                        | 6-3                      |                         | F8                       |                        |                          |                         |                          |                        |                          |                        |                          |                         |                          |                        |                         |                           |                         |
| Paul Zuvella, R<br>OBP: 0.143, SLG: 0.214 (1, 4)                |   |                        |                          |                        |                          |                         |                          |                        |                          |                         |                          |                        |                          |                        |                          |                         |                          |                        |                         |                           |                         |
| Ken Oberkfell, L<br>OBP: 0.288, SLG: 0.295 (9, PH) (10, 5)      | K   |                        |                          |                        | K                        |                         | FC6-4                    |                        |                          | HR 1B                   |                          |                        |                          |                        |                          |                         |                          |                        |                         |                           |                         |
| Gerald Perry, L<br>OBP: 0.271, SLG: 0.281 (1, 3)                |   |                        | G3                       |                        |                          |                         | L6                       |                        |                          | HR                      |                          |                        |                          |                        |                          |                         |                          |                        |                         |                           |                         |
| Steve Bedrosian, R<br>OBP: 0.077, SLG: 0.077 (1, 1)             |   |                        |                          |                        |                          |                         |                          |                        |                          |                         |                          |                        |                          |                        |                          |                         |                          |                        |                         |                           |                         |
| Jeff Dedmon, L<br>(7, 1)  |   |                        |                          |                        |                          |                         |                          |                        |                          |                         |                          |                        |                          |                        |                          |                         |                          |                        |                         |                           |                         |
| Albert Hall, S<br>OBP: 0.333, SLG: 0.250 (7, PH)                |   |                        |                          |                        |                          |                         |                          |                        |                          |                         |                          |                        |                          |                        |                          |                         |                          |                        |                         |                           |                         |
| Gene Garber, R<br>OBP: 1.000, SLG: 1.000 (8, 1)                 |   |                        |                          |                        |                          |                         |                          |                        |                          |                         |                          |                        |                          |                        |                          |                         |                          |                        |                         |                           |                         |
| Terry Forster, L<br>(8, 1)                                      |   |                        |                          |                        |                          |                         |                          |                        |                          |                         |                          |                        |                          |                        |                          |                         |                          |                        |                         |                           |                         |
| Chris Chambliss, L<br>OBP: 0.273, SLG: 0.288 (9, PH)            |   |                        |                          |                        |                          |                         |                          |                        |                          |                         |                          |                        |                          |                        |                          |                         |                          |                        |                         |                           |                         |
| Zane Smith, L<br>(9, PR)  |   |                        |                          |                        |                          |                         |                          |                        |                          |                         |                          |                        |                          |                        |                          |                         |                          |                        |                         |                           |                         |
| Glenn Hubbard, R<br>OBP: 0.377, SLG: 0.369 (10, 4)              |   |                        |                          |                        |                          |                         |                          |                        |                          |                         |                          |                        |                          |                        |                          |                         |                          |                        |                         |                           |                         |
| Inning Stats  | R: 0 H: 0 E: 0 K: 3 S: 3                              | H: 0 LOB: 0 BB: 0 P: 3 | R: 0 H: 0 E: 0 K: 1 S: 5 | H: 0 LOB: 1 BB: 1 P: 9 | R: 0 H: 1 E: 0 K: 0 S: 4 | H: 3 LOB: 3 BB: 2 P: 12 | R: 0 H: 0 E: 0 K: 1 S: 5 | H: 0 LOB: 0 BB: 0 P: 5 | R: 0 H: 2 E: 0 K: 1 S: 6 | H: 2 LOB: 2 BB: 1 P: 10 | R: 0 H: 0 E: 0 K: 0 S: 3 | H: 1 LOB: 1 BB: 0 P: 4 | R: 0 H: 0 E: 0 K: 1 S: 5 | H: 0 LOB: 1 BB: 1 P: 9 | R: 2 H: 2 E: 0 K: 1 S: 7 | H: 2 LOB: 2 BB: 2 P: 15 | R: 1 H: 1 E: 0 K: 0 S: 1 | H: 1 LOB: 0 BB: 0 P: 1 | 1B: 4 2B: 1 3B: 0 HR: 2 | SF: 0 SAC: 1 DP: 1 HBP: 0 | WP: 0 PB: 0 SB: 0 CS: 0 |
| PITCHER   | IP WLS BF H R ER SO BB IBB HBP BLK WP HR S P ERA WHIP |                        |                          |                        |                          |                         |                          |                        |                          |                         |                          |                        |                          |                        |                          |                         |                          |                        |                         |                           |                         |
| Steve Carlton, L<br>ERA: 2.41 (1, 1)                            | 6.0   | 25                     | 3                        | 0                      | 0                        | 3                       | 5                        | 0                      | 0                        | 0                       | 0                        | 0                      | 0                        | 26                     | 46                       | 0.00                    | 1.333                    |                        |                         |                           |                         |
| Don Carman, L<br>ERA: 0.79 (7, 1)                               | 0.1   | 2                      | 1                        | 0                      | 0                        | 0                       | 0                        | 0                      | 0                        | 0                       | 0                        | 0                      | 0                        | 2                      | 2                        | 0.00                    | 3.000                    |                        |                         |                           |                         |
| Larry Andersen, R<br>ERA: 3.6 (7, 1)                            | 1.2   | 8                      | 2                        | 2                      | 2                        | 1                       | 1                        | 0                      | 0                        | 0                       | 0                        | 0                      | 1                        | 9                      | 13                       | 10.80                   | 1.800                    |                        |                         |                           |                         |
| Dave Rucker, L<br>ERA: 3.0 (9, 1)                               | 0.2   | 3                      | 0                        | 0                      | 0                        | 1                       | 1                        | 0                      | 0                        | 0                       | 0                        | 0                      | 0                        | 4                      | 8                        | 0.00                    | 1.500                    |                        |                         |                           |                         |
| Kent Tekulve, R<br>ERA: 5.28 (9, 1)                             | 0.1   | L 3                    | 1                        | 1                      | 1                        | 0                       | 0                        | 1                      | 0                        | 0                       | 0                        | 0                      | 1                        | 2                      | 6                        | 27.00                   | 3.000                    |                        |                         |                           |                         |



| Batter   | 1   | 2   | 3   | 4   | 5   | 6   | 7   | 8   | 9   | AB R H RBI BB SO LOB   | TOP  |   |   |    |    |      |       |
|--|---|---|---|---|---|---|---|---|---|--|--|---|---|----|----|------|-------|
| Juan Samuel, R (1, 4)<br>OBP: 0.259, SLG: 0.350  | 0-0<br>6-3<br>3B                                      |   | 0-0<br>G1-4-3<br>1-2f                               |   | 0-0<br>F4   |   | 0-3<br>K  |   | 0-3<br>K  | 5 1 1 0 0 2 1  | <b>Philadelphia Phillies @ Atlanta Braves</b><br>Atlanta-Fulton County Stadium, Atlanta, GA<br>Thu May 16 1985, 7:05 PM EDT<br>Att. 10,116 - Unknown |   |   |    |    |      |       |
| Garry Maddox, R (1, 8)<br>OBP: 0.366, SLG: 0.389<br>Kent Tekulve, R (7, 1)   | 0-0<br>6-3  |   | 0-0<br>1B   |   | 0-0<br>G3   |   | 0-0<br>P4   |   |   | 4 0 1 1 0 0 0<br>0 0 0 0 0 0 0   |  |   |   |    |    |      |       |
| Von Hayes, L (1, 7)<br>OBP: 0.438, SLG: 0.483  | 0-0<br>2-3<br>1B                                      |   | 0-0<br>BB<br>1B                                     |   | 0-0<br>4-3  |   | 0-3<br>K  |   |   | 4 0 2 0 0 1 0  |  |   |   |    |    |      |       |
| John Wockenfuss, R (1, 3)<br>OBP: 0.278, SLG: 0.133  | 0-0<br>2-3<br>1B                                      |   | 4-0<br>FC6-4<br>BB                                  |   | 4-0<br>1B<br>SF8<br>BB                              |   | 0-0<br>5-3  |   |   | 2 1 0 0 2 0 1  |  |   |   |    |    |      |       |
| Ozzie Virgil, R (1, 2)<br>OBP: 0.354, SLG: 0.462   | 0-0<br>6-3  |   | 0-0<br>FC6-4<br>1-2f                                |   | 0-0<br>E5<br>SF8<br>1B<br>4-3                       |   | 4-0<br>BB   |   |   | 3 1 0 0 1 0 5  |  |   |   |    |    |      |       |
| Glenn Wilson, R (1, 9)<br>OBP: 0.282, SLG: 0.427   |   | 0-0<br>G4-6-3<br>1B                                 |   | 0-0<br>1B   |   | 0-0<br>4-3<br>1B                                    |   | 0-3<br>K  |   | 4 0 3 0 0 1 1  |  |   |   |    |    |      |       |
| Luis Aguayo, R (1, 5)<br>OBP: 0.304, SLG: 0.375  |   | 0-0<br>G4-6-3<br>1-2f                               |   | 0-3<br>K  |   | 0-0<br>SF8  |   | 0-0<br>F9   |   | 3 0 0 1 0 1 3  |  |   |   |    |    |      |       |
| Steve Jeltz, S (1, 6)<br>OBP: 0.233, SLG: 0.191<br>Derrel Thomas, S (6, PH)<br>(6, 6)  |   | 0-0<br>5-3  |   | 0-3<br>K  |   | 0-0<br>4-3  |   | 0-0<br>L6   |   | 2 0 0 0 0 1 1<br>2 0 0 1 0 0 1   |  |   |   |    |    |      |       |
| Shane Rawley, R (1, 1)<br>OBP: 0.118, SLG: 0.063<br>Pat Zachry, R (3, 1)<br>Dave Rucker, L (4, 1)<br>Greg Gross, L (6, PH)<br>OBP: 0.262, SLG: 0.237<br>Larry Andersen, R (6, 1)<br>Jeff Stone, L (7, 7)<br>OBP: 0.298, SLG: 0.351 |   |   | 0-0<br>G1-4-3<br>1B                                 |   | 0-3<br>K  |   | 0-0<br>5-3  |   | 0-0<br>4-3  | 1 0 1 0 0 0 0<br>1 0 0 0 0 1 1<br>0 0 0 0 0 0 0<br>1 0 0 0 0 0 1<br>0 0 0 0 0 0 0<br>1 0 0 0 0 0 0 |  |   |   |    |    |      |       |
| <b>Inning Stats</b>  | R: 1 H: 2<br>E: 0 LOB: 1<br>K: 0 BB: 0<br>S: 5 P: 5   | R: 0 H: 1<br>E: 0 LOB: 0<br>K: 0 BB: 0<br>S: 3 P: 3 | R: 0 H: 3<br>E: 0 LOB: 3<br>K: 0 BB: 1<br>S: 5 P: 9 | R: 0 H: 1<br>E: 0 LOB: 1<br>K: 3 BB: 0<br>S: 10 P: 10 | R: 0 H: 0<br>E: 0 LOB: 0<br>K: 0 BB: 0<br>S: 3 P: 3 | R: 2 H: 1<br>E: 1 LOB: 1<br>K: 0 BB: 1<br>S: 5 P: 9 | R: 0 H: 0<br>E: 0 LOB: 0<br>K: 2 BB: 0<br>S: 7 P: 7 | R: 0 H: 0<br>E: 0 LOB: 1<br>K: 1 BB: 1<br>S: 5 P: 9 | R: 0 H: 0<br>E: 0 LOB: 0<br>K: 1 BB: 0<br>S: 5 P: 5 | 1B: 7 SF: 1<br>2B: 0 SAC: 0<br>3B: 1 DP: 2<br>HR: 0 HBP: 0   |  | WP: 0 PA: 37<br>PB: 0<br>SB: 1<br>CS: 0 |   |    |    |      |       |
| <b>PITCHER</b>   | IP WLS BF H R ER SO BB IBB HBP BLK WP HR S P ERA WHIP |   |   |   |   |   |   |   |   |  |  |   |   |    |    |      |       |
| Zane Smith, L (1, 1)<br>ERA: 4.08  | 4.0   | 18  | 7   | 1   | 1   | 3   | 1   | 0   | 0   | 0  | 0  | 0                                       | 0 | 23 | 27 | 2.25 | 2.000 |
| Jeff Dedmon, R (5, 1)<br>ERA: 2.08   | 3.0   | W   | 12  | 1   | 2   | 1   | 2   | 1   | 0   | 0  | 0  | 0                                       | 0 | 15 | 19 | 3.00 | 0.667 |
| Bruce Sutter, R (8, 1)<br>ERA: 1.77  | 2.0   | S   | 7   | 0   | 0   | 0   | 2   | 1   | 0   | 0  | 0  | 0                                       | 0 | 10 | 14 | 0.00 | 0.500 |

livebaseballscorecards.com

|            |           |
|------------|-----------|
| <b>AB</b>  | <b>33</b> |
| <b>R</b>   | <b>3</b>  |
| <b>H</b>   | <b>8</b>  |
| <b>RBI</b> | <b>3</b>  |
| <b>BB</b>  | <b>3</b>  |
| <b>SO</b>  | <b>7</b>  |
| <b>LOB</b> | <b>15</b> |



| Batter  | 1          | 2                        | 3                  | 4                                   | 5                                | 6          | 7                                    | 8               | 9 |
|---|------------|--------------------------|--------------------|-------------------------------------|----------------------------------|------------|--------------------------------------|-----------------|---|
| Rafael Ramirez, R<br>OBP: 0.275, SLG: 0.333<br>(1, 6)   | 0-0<br>6-3 |                          | 0-3<br>K           | 0-0<br>G1-4-3                       |                                  |            | 0-0<br>E<br>1B<br>1B                 | 0-0<br>F9       |   |
| Brad Komminsk, R<br>OBP: 0.347, SLG: 0.279<br>(1, 9)  | 0-3<br>K   |                          | 4-0<br>BB<br>BB    |                                     | 0-0<br>1B<br>1B<br>2B            |            | 0-3<br>K                             |                 |   |
| Dale Murphy, R<br>OBP: 0.406, SLG: 0.648<br>(1, 8)  | 0-0<br>1-3 |                          | 4-0<br>FC5-4<br>BB |                                     | 0-0<br>G5-3<br>1B<br>2-3         |            | 0-0<br>E<br>1B                       |                 |   |
| Bob Horner, R<br>OBP: 0.290, SLG: 0.330<br>Bruce Sutter, R<br>(8, 1)  |            | 0-0<br>F8                | 0-0<br>FC5-4       |                                     | 0-0<br>G5-3<br>1B<br>1-2         |            | 0-0<br>E6<br>SF9                     |                 |   |
| Terry Harper, R<br>OBP: 0.328, SLG: 0.541<br>(1, 7)   |            | 0-0<br>4-3<br>BB<br>1B   |                    | 0-0<br>1B<br>2B                     | 0-0<br>G5-3<br>1B<br>1-2<br>2-3f |            | 0-0<br>E7<br>SF9<br>1B<br>1-3<br>2-H |                 |   |
| Rick Cerone, R<br>OBP: 0.330, SLG: 0.352<br>(1, 2)  |            | 4-0<br>1-2<br>4-3<br>BB  |                    | 0-0<br>BB<br>1B<br>SF9<br>1B<br>2-3 | 0-0<br>5-3                       |            | 0-0<br>SF9<br>2-3<br>3-H             |                 |   |
| Glenn Hubbard, R<br>OBP: 0.370, SLG: 0.362<br>(1, 4)  |            | 0-0<br>4-3<br>1-2<br>2-3 |                    | 0-0<br>BB<br>1B<br>3-H              |                                  | 0-0<br>4-3 | 0-3<br>K                             |                 |   |
| Gerald Perry, L<br>OBP: 0.284, SLG: 0.284<br>(1, 3)   |            | 0-0<br>1-3               |                    | 4-0<br>1-2<br>2-3<br>BB<br>G1-4-3   |                                  | 0-0<br>4-3 |                                      | 0-0<br>CS<br>1B |   |
| Zane Smith, L<br>Chris Chambliss, L<br>OBP: 0.275, SLG: 0.288<br>Jeff Dedmon, L<br>(5, 1)<br>Ken Oberkfell, L<br>OBP: 0.284, SLG: 0.290<br>(8, 5) |            |                          | 0-3<br>K           | 0-0<br>SF9                          |                                  | 0-0<br>1-3 |                                      | 0-0<br>1-3      |   |

| Inning Stats                     | R: 0<br>E: 0<br>K: 5               | H: 0<br>LOB: 0<br>BB: 0<br>P: 5 | R: 0<br>E: 0<br>K: 4<br>S: 4 | H: 1<br>LOB: 2<br>BB: 1<br>P: 8 | R: 0<br>E: 0<br>K: 7<br>S: 7 | H: 0<br>LOB: 2<br>BB: 2<br>P: 15 | R: 2<br>E: 0<br>K: 5<br>S: 5 | H: 3<br>LOB: 1<br>BB: 1<br>P: 9 | R: 1<br>E: 0<br>K: 5<br>S: 5 | H: 3<br>LOB: 1<br>BB: 0<br>P: 5 | R: 0<br>E: 0<br>K: 3<br>S: 3 | H: 0<br>LOB: 0<br>BB: 0<br>P: 3 | R: 3<br>E: 2<br>K: 2<br>S: 11 | H: 3<br>LOB: 1<br>BB: 0<br>P: 11 | R: 0<br>E: 0<br>K: 3<br>S: 3 | H: 1<br>LOB: 0<br>BB: 0<br>P: 3 |
|----------------------------------|------------------------------------|---------------------------------|------------------------------|---------------------------------|------------------------------|----------------------------------|------------------------------|---------------------------------|------------------------------|---------------------------------|------------------------------|---------------------------------|-------------------------------|----------------------------------|------------------------------|---------------------------------|
| 1B: 9<br>2B: 2<br>3B: 0<br>HR: 0 | SF: 2<br>SAC: 0<br>DP: 2<br>HBP: 0 | WP: 0<br>PA: 37                 |                              |                                 |                              |                                  |                              |                                 |                              |                                 |                              |                                 |                               |                                  |                              |                                 |

| PITCHER                                 | IP  | WLS | BF | H | R | ER | SO | BB | IBB | HBP | BLK | WP | HR | S  | P  | ERA   | WHIP   |
|---|-----|-----|----|---|---|----|----|----|-----|-----|-----|----|----|----|----|-------|--------|
| Shane Rawley, L<br>ERA: 3.0<br>(1, 1)   | 2.2 |     | 11 | 1 | 0 | 0  | 3  | 2  | 0   | 0   | 0   | 0  | 0  | 15 | 23 | 0.00  | 1.125  |
| Pat Zachry, R<br>ERA: 5.4<br>(3, 1)     | 0.1 |     | 6  | 3 | 2 | 2  | 0  | 2  | 0   | 0   | 0   | 0  | 0  | 4  | 12 | 54.00 | 15.000 |
| Dave Rucker, L<br>ERA: 3.38<br>(4, 1)   | 2.0 |     | 7  | 3 | 1 | 1  | 0  | 0  | 0   | 0   | 0   | 0  | 0  | 7  | 7  | 4.50  | 1.500  |
| Larry Andersen, R<br>ERA: 3.8<br>(6, 1) | 1.1 | L   | 8  | 3 | 3 | 1  | 1  | 0  | 0   | 0   | 0   | 0  | 0  | 10 | 10 | 6.75  | 2.250  |
| Kent Tekulve, R<br>ERA: 4.76<br>(7, 1)  | 1.2 |     | 5  | 1 | 0 | 0  | 1  | 0  | 0   | 0   | 0   | 0  | 0  | 7  | 7  | 0.00  | 0.600  |

BOTTOM

Philadelphia Phillies @ Atlanta Braves  
Atlanta-Fulton County Stadium, Atlanta, GA  
Thu May 16 1985, 7:05 PM EDT  
Att. 10,116 - Unknown

livebaseballscores.com

|     |    |
|-----|----|
| AB  | 31 |
| R   | 6  |
| H   | 11 |
| RBI | 5  |
| BB  | 4  |
| SO  | 5  |
| LOB | 15 |





| Batter  | 1                            | 2                               | 3                            | 4                               | 5                            | 6                               | 7                            | 8                               | 9  | AB R H RBI BB SO LOB            | TOP  |                              |                                 |                              |                                 |                              |                                 |                              |                                 |                                  |                                    |                                  |
|---|------------------------------|---------------------------------|------------------------------|---------------------------------|------------------------------|---------------------------------|------------------------------|---------------------------------|--|---------------------------------|--|------------------------------|---------------------------------|------------------------------|---------------------------------|------------------------------|---------------------------------|------------------------------|---------------------------------|----------------------------------|------------------------------------|----------------------------------|
| Steve Sax, R (1, 4)<br>OBP: 0.375, SLG: 0.367   | 0-0<br>4-3                   |                                 | 0-3<br>K                     |                                 | 0-0<br>5-3                   |                                 | 0-0<br>FC6-4<br>2B           |                                 | 0-0<br>2B  | 5 2 1 1 0 1 2                   | <b>Los Angeles Dodgers @ Philadelphia Phillies</b><br><b>Veterans Stadium, Philadelphia, PA</b><br>Fri May 17 1985, 7:05 PM EDT<br>Att. 16,334 - Unknown |                              |                                 |                              |                                 |                              |                                 |                              |                                 |                                  |                                    |                                  |
| R.J. Reynolds, S (1, 8)<br>OBP: 0.265, SLG: 0.365   | 0-3<br>K                     |                                 | 0-0<br>F7                    |                                 |                              | 0-0<br>G3                       | 0-0<br>2B                    | 0-0<br>2B                       | 5 0 2 2 0 1 0  |                                 |  |                              |                                 |                              |                                 |                              |                                 |                              |                                 |                                  |                                    |                                  |
| Greg Brock, L (1, 3)<br>OBP: 0.286, SLG: 0.260  | 4-0<br>FC6-4<br>BB           |                                 | 0-3<br>K                     |                                 |                              | 0-0<br>1B<br>2B                 | 0-0<br>4-3                   | 0-0<br>G3                       | 4 1 1 0 1 1 2  |                                 |  |                              |                                 |                              |                                 |                              |                                 |                              |                                 |                                  |                                    |                                  |
| Pedro Guerrero, R (1, 5)<br>OBP: 0.368, SLG: 0.391<br>Bob Bailor, R (8, 5)<br>OBP: 0.174, SLG: 0.095  | 0-0<br>FC6-4                 |                                 | 0-3<br>K                     |                                 |                              | 0-0<br>2B<br>1B                 |                              | 0-0<br>6-3                      | 4 0 1 0 0 1 1<br>1 0 0 0 0 0 1                                   |                                 |  |                              |                                 |                              |                                 |                              |                                 |                              |                                 |                                  |                                    |                                  |
| Mike Marshall, R (1, 9)<br>OBP: 0.324, SLG: 0.431   |                              | 0-3<br>K                        |                              | 0-3<br>K                        |                              | 0-0<br>F9                       |                              | 0-0<br>5-3                      | 4 0 0 0 0 2 2  |                                 |  |                              |                                 |                              |                                 |                              |                                 |                              |                                 |                                  |                                    |                                  |
| Mike Scioscia, L (1, 2)<br>OBP: 0.342, SLG: 0.365   |                              | 0-0<br>4-3<br>2B<br>1B          |                              | 0-3<br>K                        |                              | 0-0<br>2B                       |                              | 0-0<br>1B                       | 4 1 3 1 0 1 0  |                                 |  |                              |                                 |                              |                                 |                              |                                 |                              |                                 |                                  |                                    |                                  |
| Terry Whitfield, L (1, 7)<br>OBP: 0.359, SLG: 0.564<br>Carlos Diaz, R (6, 1)<br>Al Oliver, L (8, PH)<br>OBP: 0.297, SLG: 0.338<br>Ken Howell, R (8, 1)  |                              | 0-0<br>4-3                      |                              | 0-0<br>4-3                      |                              | 0-0<br>F8                       | 0-3<br>K                     | 0-0<br>F7                       | 3 0 0 0 0 1 3<br>0 0 0 0 0 0 0<br>1 0 0 0 0 0 1<br>0 0 0 0 0 0 0 |                                 |  |                              |                                 |                              |                                 |                              |                                 |                              |                                 |                                  |                                    |                                  |
| Mariano Duncan, R (1, 6)<br>OBP: 0.297, SLG: 0.350  |                              | 0-0<br>2B                       |                              | 0-0<br>2B                       |                              | 4-0<br>BB                       |                              | 0-0<br>F8                       | 3 0 1 1 1 0 0  |                                 |  |                              |                                 |                              |                                 |                              |                                 |                              |                                 |                                  |                                    |                                  |
| Jerry Reuss, L (1, 1)<br>OBP: 0.211, SLG: 0.167<br>Mike Ramsey, S (5, PH)<br>OBP: 0.250, SLG: 0.214<br>Tom Brennan, R (5, 1)<br>OBP: 0.125, SLG: 0.125<br>Ken Landreaux, L (6, 7)<br>OBP: 0.198, SLG: 0.367 |                              | 0-3<br>K                        |                              | 0-3<br>K                        |                              | 0-3<br>K                        | 0-0<br>FC6-4<br>1B           | 0-0<br>2B                       | 1 0 0 0 0 1 1<br>1 0 0 0 0 1 1<br>0 0 0 0 0 0 0<br>2 1 2 0 0 0 0 |                                 |  |                              |                                 |                              |                                 |                              |                                 |                              |                                 |                                  |                                    |                                  |
| <b>Inning Stats</b>   | R: 0<br>E: 0<br>K: 1<br>S: 5 | H: 0<br>LOB: 1<br>BB: 1<br>P: 9 | R: 1<br>E: 0<br>K: 2<br>S: 9 | H: 2<br>LOB: 1<br>BB: 0<br>P: 9 | R: 0<br>E: 0<br>K: 2<br>S: 7 | H: 0<br>LOB: 0<br>BB: 0<br>P: 7 | R: 0<br>E: 0<br>K: 3<br>S: 9 | H: 0<br>LOB: 0<br>BB: 0<br>P: 9 | R: 0<br>E: 0<br>K: 1<br>S: 5                                     | H: 0<br>LOB: 1<br>BB: 1<br>P: 9 |  | R: 1<br>E: 0<br>K: 1<br>S: 8 | H: 3<br>LOB: 2<br>BB: 0<br>P: 8 | R: 1<br>E: 1<br>K: 0<br>S: 5 | H: 2<br>LOB: 1<br>BB: 0<br>P: 5 | R: 0<br>E: 0<br>K: 0<br>S: 4 | H: 1<br>LOB: 1<br>BB: 0<br>P: 4 | R: 2<br>E: 0<br>K: 0<br>S: 6 | H: 3<br>LOB: 1<br>BB: 0<br>P: 6 | 1B: 6<br>2B: 5<br>3B: 0<br>HR: 0 | SF: 0<br>SAC: 0<br>DP: 0<br>HBP: 0 | WP: 0<br>PB: 0<br>SB: 0<br>CS: 0 |
| <b>PITCHER</b><br>Kevin Gross, R (1, 1)<br>ERA: 2.87<br>Rocky Childress, R (9, 1)<br>ERA: 18.0  | IP<br>8.0                    | WLS<br>W                        | BF<br>34                     | H<br>8                          | R<br>3                       | ER<br>2                         | SO<br>10                     | BB<br>2                         | IBB<br>0   | HBP<br>0                        | BLK<br>0   | WP<br>0                      | HR<br>0                         | S<br>52                      | P<br>60                         | ERA<br>2.25                  | WHIP<br>1.250                   |                              |                                 |                                  |                                    |                                  |

livebaseballscores.com

|            |           |
|------------|-----------|
| <b>AB</b>  | <b>38</b> |
| <b>R</b>   | <b>5</b>  |
| <b>H</b>   | <b>11</b> |
| <b>RBI</b> | <b>5</b>  |
| <b>BB</b>  | <b>2</b>  |
| <b>SO</b>  | <b>10</b> |
| <b>LOB</b> | <b>14</b> |



| Batter   | 1                        | 2          | 3                          | 4                         | 5                       | 6                     | 7               | 8         | 9 | AB | R | H | RBI | BB | SO | LOB |
|--|--------------------------|------------|----------------------------|---------------------------|-------------------------|-----------------------|-----------------|-----------|---|----|---|---|-----|----|----|-----|
| Juan Samuel, R<br>OBP: 0.264, SLG: 0.380 (1, 4)  | 0-0<br>2B                | 0-0<br>6-3 |                            | 0-3<br>K                  | 0-0<br>1-H<br>HR        |                       | 0-0<br>F9       |           |   | 5  | 2 | 2 | 2   | 0  | 1  | 2   |
| Garry Maddox, R<br>OBP: 0.370, SLG: 0.439 (1, 8) | 0-0<br>1B<br>2B          | 0-0<br>6-3 |                            | 0-0<br>2-H<br>HR<br>2B    | 0-0<br>5-3              |                       |                 | 0-3<br>K  |   | 5  | 2 | 2 | 2   | 0  | 1  | 0   |
| Von Hayes, L<br>OBP: 0.437, SLG: 0.500 (1, 7)    | 0-0<br>1B<br>6-3<br>E5   |            | 0-0<br>5-3                 | 0-0<br>2-H<br>HR          |                         | 0-3<br>K              |                 | 4-0<br>BB |   | 4  | 2 | 1 | 2   | 1  | 1  | 1   |
| Mike Schmidt, R<br>OBP: 0.298, SLG: 0.340 (1, 5) | 0-0<br>F5                |            | 4-0<br>1B<br>FC5-2<br>BB   | 0-0<br>5-3                |                         | 0-0<br>1B             |                 | 0-3<br>K  |   | 2  | 0 | 0 | 0   | 1  | 0  | 2   |
| Steve Jeltz, S<br>OBP: 0.240, SLG: 0.200 (6, 6)  |                          |            |                            |                           |                         |                       |                 |           |   | 2  | 0 | 1 | 0   | 0  | 1  | 1   |
| Ozzie Virgil, R<br>OBP: 0.375, SLG: 0.490 (1, 2) | 0-0<br>1-3<br>2-H<br>1B  |            | 0-0<br>1-3<br>FC5-2<br>1B  |                           | 0-0<br>2B               | 0-0<br>1-2<br>1B      |                 | 0-3<br>K  |   | 5  | 1 | 4 | 1   | 0  | 1  | 1   |
| Glenn Wilson, R<br>OBP: 0.281, SLG: 0.430 (1, 9) | 0-0<br>1-2<br>3-H<br>6-3 |            | 0-0<br>1-2<br>3-H<br>FC5-2 |                           | 0-0<br>2-H<br>SF8<br>2B | 0-0<br>1-2f<br>G5-4-3 |                 |           |   | 4  | 1 | 1 | 2   | 0  | 0  | 5   |
| John Russell, R<br>OBP: 0.333, SLG: 0.212 (1, 3) | 4-0<br>BB                |            | 0-0<br>1-3                 |                           | 0-0<br>2-3<br>HR<br>1B  |                       | 4-0<br>S<br>BB  |           |   | 2  | 1 | 1 | 0   | 2  | 0  | 2   |
| Luis Aguayo, R<br>OBP: 0.300, SLG: 0.357 (1, 6)  | 0-0<br>F8                |            |                            | 1-0<br>SH3-4<br>2B<br>HBP | 0-0<br>SH3-4            | 0-0<br>3-H<br>SF8     | 0-3<br>1-2<br>K |           |   | 2  | 1 | 0 | 1   | 0  | 1  | 3   |
| Kevin Gross, R<br>OBP: 0.300, SLG: 0.222 (1, 1)  |                          | 0-0<br>6-3 |                            | 0-0<br>1-2<br>SH3-4       | 0-3<br>K                |                       | 0-3<br>K        |           |   | 3  | 0 | 0 | 0   | 0  | 2  | 2   |
| Rocky Childress, R (9, 1)                        |                          |            |                            |                           |                         |                       |                 |           |   | 0  | 0 | 0 | 0   | 0  | 0  | 0   |

| Inning Stats | R: 3 | H: 3 | LOB: 2 | K: 0 | S: 7 | P: 11 | R: 0 | H: 0 | LOB: 0 | K: 0 | S: 3 | P: 3 | R: 0 | H: 1 | LOB: 2 | K: 0 | S: 4 | P: 8 | R: 3 | H: 2 | LOB: 0 | K: 1 | S: 7 | P: 8 | R: 4 | H: 4 | LOB: 0 | K: 1 | S: 9 | P: 9 | R: 0 | H: 2 | LOB: 1 | K: 1 | S: 6 | P: 6 | R: 0 | H: 0 | LOB: 1 | K: 2 | S: 7 | P: 11 | R: 0 | H: 0 | LOB: 1 | K: 3 | S: 9 | P: 13 |
|--------------|------|------|--------|------|------|-------|------|------|--------|------|------|------|------|------|--------|------|------|------|------|------|--------|------|------|------|------|------|--------|------|------|------|------|------|--------|------|------|------|------|------|--------|------|------|-------|------|------|--------|------|------|-------|
|--------------|------|------|--------|------|------|-------|------|------|--------|------|------|------|------|------|--------|------|------|------|------|------|--------|------|------|------|------|------|--------|------|------|------|------|------|--------|------|------|------|------|------|--------|------|------|-------|------|------|--------|------|------|-------|

| PITCHER                            | IP  | WLS | BF | H | R | ER | SO | BB | IBB | HBP | BLK | WP | HR | S  | P  | ERA   | WHIP  |
|------------------------------------|-----|-----|----|---|---|----|----|----|-----|-----|-----|----|----|----|----|-------|-------|
| Jerry Reuss, L<br>ERA: 4.14 (1, 1) | 4.0 | L   | 22 | 6 | 6 | 5  | 1  | 2  | 0   | 1   | 0   | 0  | 1  | 21 | 30 | 11.25 | 2.000 |
| Tom Brennan, R<br>ERA: 7.58 (5, 1) | 1.0 |     | 7  | 4 | 4 | 4  | 1  | 0  | 0   | 0   | 0   | 0  | 1  | 9  | 9  | 36.00 | 4.000 |
| Carlos Diaz, L<br>ERA: 1.47 (6, 1) | 2.0 |     | 8  | 2 | 0 | 0  | 3  | 1  | 0   | 0   | 0   | 0  | 0  | 13 | 17 | 0.00  | 1.500 |
| Ken Howell, R<br>ERA: 1.88 (8, 1)  | 1.0 |     | 4  | 0 | 0 | 0  | 3  | 1  | 0   | 0   | 0   | 0  | 0  | 9  | 13 | 0.00  | 1.000 |

**BOTTOM**

Los Angeles Dodgers @ Philadelphia Phillies  
Veterans Stadium, Philadelphia, PA

Fri May 17 1985, 7:05 PM EDT  
Att. 16,334 - Unknown

livebaseballscorecards.com

|     |    |
|-----|----|
| AB  | 34 |
| R   | 10 |
| H   | 12 |
| RBI | 10 |
| BB  | 4  |
| SO  | 8  |
| LOB | 19 |



|       |        |
|-------|--------|
| WP: 0 | PA: 41 |
| PB: 0 |        |
| SB: 1 |        |
| CS: 0 |        |





| Batter  | 1          | 2                           | 3          | 4          | 5                           | 6               | 7        | 8          | 9 |
|---|------------|-----------------------------|------------|------------|-----------------------------|-----------------|----------|------------|---|
| Juan Samuel, R<br>OBP: 0.255, SLG: 0.367<br>(1, 4)  | 0-0<br>6-3 | 0-3<br>K                    |            | 0-0<br>5-3 |                             | 0-3<br>K        |          | 0-0<br>4-3 |   |
| Jeff Stone, L<br>OBP: 0.296, SLG: 0.340<br>Garry Maddox, R<br>OBP: 0.362, SLG: 0.429<br>(8, PH)<br>(9, 8) | 0-0<br>4-3 | 0-0<br>F8                   |            |            | 0-0<br>E6<br>BB 1B<br>3B    | 4-0<br>HR<br>BB |          | 0-3<br>K   |   |
| Von Hayes, L<br>OBP: 0.429, SLG: 0.512<br>(1, 8)<br>(9, 7)  | 0-0<br>E3  |                             | 0-0<br>6-3 |            | 0-3<br>K                    | 0-0<br>HR       |          | 0-0<br>4-3 |   |
| Mike Schmidt, R<br>OBP: 0.305, SLG: 0.333<br>(1, 5)   | 0-0<br>F9  |                             | 4-0<br>BB  |            | 0-0<br>F8                   | 4-0<br>BB       |          |            |   |
| Tim Corcoran, L<br>OBP: 0.372, SLG: 0.341<br>(1, 3)   |            | 0-0<br>BB BB<br>BB 1B       | 0-3<br>K   |            | 0-0<br>BB<br>1-2 3B 1B      | 0-3<br>K        |          |            |   |
| Ozzie Virgil, R<br>OBP: 0.380, SLG: 0.480<br>(1, 2)   |            | 4-0<br>BB BB<br>1-2 BB      | 0-3<br>K   |            | 4-0<br>BB<br>1-2 2-3 3B BB  | 0-3<br>K        |          |            |   |
| Glenn Wilson, R<br>OBP: 0.280, SLG: 0.441<br>(1, 9)   |            | 0-3<br>K                    |            | 0-0<br>5-3 | 0-0<br>BB<br>1-H 2-H 3-H 3B |                 | 0-3<br>K |            |   |
| Luis Aguayo, R<br>OBP: 0.315, SLG: 0.400<br>(1, 6)  |            | 4-0<br>BB<br>1-2 2-3 BB     |            | 0-0<br>F9  | 0-0<br>BB<br>3-H 3B         |                 | 0-3<br>K |            |   |
| John Denny, R<br>OBP: 0.143, SLG: 0.053<br>Larry Andersen, R<br>Don Carman, L<br>(6, 1)<br>(7, 1)         |            | 4-0<br>BB<br>1-2 2-3 3-H BB |            | 0-0<br>E6  | 0-3<br>K                    |                 | 0-3<br>K |            |   |

| Inning Stats | R: 0<br>E: 1<br>K: 0<br>S: 4 | H: 0<br>LOB: 1<br>BB: 0<br>P: 4 | R: 1<br>E: 0<br>K: 2<br>S: 8 | H: 1<br>LOB: 3<br>BB: 3<br>P: 20 | R: 0<br>E: 0<br>K: 2<br>S: 7 | H: 0<br>LOB: 1<br>BB: 1<br>P: 11 | R: 0<br>E: 1<br>K: 0<br>S: 4 | H: 0<br>LOB: 1<br>BB: 0<br>P: 4 | R: 4<br>E: 1<br>K: 2<br>S: 11 | H: 3<br>LOB: 1<br>BB: 1<br>P: 15 | R: 2<br>E: 0<br>K: 3<br>S: 10 | H: 1<br>LOB: 1<br>BB: 2<br>P: 18 | R: 0<br>E: 0<br>K: 3<br>S: 9 | H: 0<br>LOB: 0<br>BB: 0<br>P: 9 | R: 0<br>E: 0<br>K: 1<br>S: 5 | H: 0<br>LOB: 0<br>BB: 0<br>P: 5 |
|--------------|------------------------------|---------------------------------|------------------------------|----------------------------------|------------------------------|----------------------------------|------------------------------|---------------------------------|-------------------------------|----------------------------------|-------------------------------|----------------------------------|------------------------------|---------------------------------|------------------------------|---------------------------------|
|--------------|------------------------------|---------------------------------|------------------------------|----------------------------------|------------------------------|----------------------------------|------------------------------|---------------------------------|-------------------------------|----------------------------------|-------------------------------|----------------------------------|------------------------------|---------------------------------|------------------------------|---------------------------------|

| PITCHER                                  | IP  | WLS | BF | H | R | ER | SO | BB | IBB | HBP | BLK | WP | HR | S  | P  | ERA  | WHIP  |
|--|-----|-----|----|---|---|----|----|----|-----|-----|-----|----|----|----|----|------|-------|
| Orel Hershiser, R<br>ERA: 2.05<br>(1, 1) | 4.2 |     | 25 | 3 | 5 | 1  | 5  | 5  | 0   | 0   | 0   | 0  | 0  | 30 | 50 | 1.93 | 1.714 |
| Tom Niedenfuer, R<br>ERA: 3.33<br>(5, 1) | 2.1 | L   | 11 | 2 | 2 | 2  | 7  | 2  | 0   | 0   | 0   | 0  | 1  | 23 | 31 | 7.71 | 1.714 |
| Steve Howe, L<br>ERA: 5.19<br>(8, 1)     | 1.0 |     | 3  | 0 | 0 | 0  | 1  | 0  | 0   | 0   | 0   | 0  | 0  | 5  | 5  | 0.00 | 0.000 |

**BOTTOM**

Los Angeles Dodgers @ Philadelphia Phillies  
Veterans Stadium, Philadelphia, PA

Sat May 18 1985, 7:05 PM EDT  
Att. 24,189 - Unknown

|    |   |   |     |    |    |     |
|----|---|---|-----|----|----|-----|
| AB | R | H | RBI | BB | SO | LOB |
| 5  | 0 | 0 | 0   | 0  | 2  | 4   |
| 3  | 2 | 0 | 0   | 1  | 0  | 3   |
| 1  | 0 | 0 | 0   | 0  | 1  | 0   |
| 5  | 1 | 1 | 2   | 0  | 1  | 1   |
| 2  | 0 | 0 | 0   | 2  | 0  | 2   |
| 4  | 2 | 2 | 0   | 0  | 2  | 2   |
| 2  | 1 | 0 | 0   | 2  | 2  | 2   |
| 4  | 1 | 1 | 3   | 0  | 2  | 2   |
| 3  | 0 | 1 | 1   | 1  | 1  | 0   |
| 2  | 0 | 0 | 1   | 1  | 1  | 1   |
| 0  | 0 | 0 | 0   | 0  | 0  | 0   |
| 1  | 0 | 0 | 0   | 0  | 1  | 0   |


|     |    |
|-----|----|
| AB  | 32 |
| R   | 7  |
| H   | 5  |
| RBI | 7  |
| BB  | 7  |
| SO  | 13 |
| LOB | 17 |



|     |   |      |   |     |   |     |    |
|-----|---|------|---|-----|---|-----|----|
| 1B: | 2 | SF:  | 0 | WP: | 0 | PA: | 39 |
| 2B: | 0 | SAC: | 0 | PB: | 0 |     |    |
| 3B: | 2 | DP:  | 0 | SB: | 1 |     |    |
| HR: | 1 | HBP: | 0 | CS: | 0 |     |    |

livebaseballscorecards.com



| Batter   | 1                            | 2                               | 3                            | 4                               | 5                            | 6                                | 7                            | 8                               | 9                            | AB R H RBI BB SO LOB            | TOP   |                                 |                              |                                 |                              |                                 |                              |                                 |                                  |                                    |                                  |        |                     |                        |
|--|------------------------------|---------------------------------|------------------------------|---------------------------------|------------------------------|----------------------------------|------------------------------|---------------------------------|------------------------------|---------------------------------|---|---------------------------------|------------------------------|---------------------------------|------------------------------|---------------------------------|------------------------------|---------------------------------|----------------------------------|------------------------------------|----------------------------------|--------|---------------------|------------------------|
| Steve Sax, R (1, 4)<br>OBP: 0.354, SLG: 0.333  | 0-0<br>F9                    |                                 | 4-0<br>BB                    |                                 | 0-3<br>K                     |                                  | 0-3<br>K                     |                                 |                              | 3 0 0 0 1 2 1                   |   |                                 |                              |                                 |                              |                                 |                              |                                 |                                  |                                    |                                  |        |                     |                        |
| Bill Russell, R (1, 6)<br>OBP: 0.398, SLG: 0.384   | 0-0<br>3B                    |                                 | 4-0<br>BB                    |                                 | 0-0<br>4-3                   |                                  |                              | 0-0<br>4-3                      |                              | 3 1 1 0 1 0 0                   |   |                                 |                              |                                 |                              |                                 |                              |                                 |                                  |                                    |                                  |        |                     |                        |
| Ken Landreaux, L (1, 8)<br>OBP: 0.220, SLG: 0.404  | 0-0<br>3B                    |                                 | 0-0<br>F9                    |                                 |                              | 0-0<br>F7                        |                              | 0-0<br>4-3                      |                              | 4 0 1 1 0 0 2                   |   |                                 |                              |                                 |                              |                                 |                              |                                 |                                  |                                    |                                  |        |                     |                        |
| Pedro Guerrero, R (1, 5)<br>OBP: 0.360, SLG: 0.387   | 0-3<br>K                     |                                 | 0-0<br>6-3                   |                                 |                              | 0-0<br>F8                        |                              | 0-0<br>2B                       |                              | 4 0 1 0 0 1 3                   |   |                                 |                              |                                 |                              |                                 |                              |                                 |                                  |                                    |                                  |        |                     |                        |
| Mike Marshall, R (1, 9)<br>OBP: 0.333, SLG: 0.460  | 0-0<br>F7                    |                                 |                              | 0-0<br>F4                       |                              | 0-0<br>HR                        |                              | 0-0<br>6-3                      |                              | 4 1 1 1 0 0 2                   |   |                                 |                              |                                 |                              |                                 |                              |                                 |                                  |                                    |                                  |        |                     |                        |
| Greg Brock, L (1, 3)<br>OBP: 0.281, SLG: 0.298   |                              | 0-0<br>3-1                      |                              | 0-0<br>HR                       |                              | 0-3<br>K2-3                      |                              | 0-0<br>G3                       |                              | 4 1 1 1 0 1 0                   |   |                                 |                              |                                 |                              |                                 |                              |                                 |                                  |                                    |                                  |        |                     |                        |
| Mike Scioscia, L (1, 2)<br>OBP: 0.331, SLG: 0.350  |                              | 0-0<br>F7                       |                              | 0-0<br>F8                       |                              |                                  | 0-0<br>1-4-3                 |                                 | 0-0<br>6-3                   | 4 0 0 0 0 0 0                   | AB 33<br>R 3<br>H 6<br>RBI 3<br>BB 2<br>SO 4<br>LOB 8                                 |                                 |                              |                                 |                              |                                 |                              |                                 |                                  |                                    |                                  |        |                     |                        |
| R.J. Reynolds, S (1, 7)<br>OBP: 0.253, SLG: 0.343  |                              | 0-0<br>F7                       |                              | 0-0<br>F9                       |                              |                                  | 0-0<br>F7                    |                                 | 0-0<br>5-3                   | 4 0 0 0 0 0 0                   |   |                                 |                              |                                 |                              |                                 |                              |                                 |                                  |                                    |                                  |        |                     |                        |
| Fernando Valenzuela, L (1, 1)<br>Ken Howell, R (8, 1)<br>OBP: 0.160, SLG: 0.200              |                              |                                 | 0-0<br>6-3                   |                                 |                              | 0-0<br>F6                        |                              |                                 |                              | 3 0 1 0 0 0 0<br>0 0 0 0 0 0 0  |  |                                 |                              |                                 |                              |                                 |                              |                                 |                                  |                                    |                                  |        |                     |                        |
| <b>Inning Stats</b>  | R: 1<br>E: 0<br>K: 1<br>S: 7 | H: 2<br>LOB: 1<br>BB: 0<br>P: 7 | R: 0<br>E: 0<br>K: 0<br>S: 3 | H: 0<br>LOB: 0<br>BB: 0<br>P: 3 | R: 0<br>E: 0<br>K: 0<br>S: 3 | H: 0<br>LOB: 2<br>BB: 2<br>P: 11 | R: 1<br>E: 0<br>K: 0<br>S: 4 | H: 1<br>LOB: 0<br>BB: 0<br>P: 4 | R: 0<br>E: 0<br>K: 1<br>S: 5 | H: 0<br>LOB: 0<br>BB: 0<br>P: 5 | R: 1<br>E: 0<br>K: 1<br>S: 6  | H: 1<br>LOB: 0<br>BB: 0<br>P: 6 | R: 0<br>E: 0<br>K: 1<br>S: 6 | H: 1<br>LOB: 1<br>BB: 0<br>P: 6 | R: 0<br>E: 0<br>K: 0<br>S: 4 | H: 1<br>LOB: 1<br>BB: 0<br>P: 4 | R: 0<br>E: 0<br>K: 0<br>S: 3 | H: 0<br>LOB: 0<br>BB: 0<br>P: 3 | 1B: 1<br>2B: 1<br>3B: 2<br>HR: 2 | SF: 0<br>SAC: 0<br>DP: 0<br>HBP: 0 | WP: 0<br>PB: 0<br>SB: 0<br>CS: 0 | PA: 35 |                     |                        |
| <b>PITCHER</b><br>Charles Hudson, R (1, 1)<br>Dave Rucker, L (9, 1)<br>ERA: 2.16<br>ERA: 3.0 | IP<br>8.0<br>1.0             | WLS<br>L                        | BF<br>32<br>3                | H<br>6<br>0                     | R<br>3<br>0                  | ER<br>3<br>0                     | SO<br>4<br>0                 | BB<br>2<br>0                    | IBB<br>0<br>0                | HBP<br>0<br>0                   | BLK<br>0<br>0   | WP<br>0<br>0                    | HR<br>2<br>0                 | S<br>38<br>3                    | P<br>46<br>3                 | ERA<br>3.38<br>0.00             | WHIP<br>1.000<br>0.000       |                                 |                                  |                                    |                                  |        | ERA<br>3.38<br>0.00 | WHIP<br>1.000<br>0.000 |

Los Angeles Dodgers @ Philadelphia Phillies  
Veterans Stadium, Philadelphia, PA  
Sun May 19 1985, 3:33 AM EDT  
Att: 35,276 - Unknown

livebaseballscorecards.com

| Batter | 1 | 2 | 3 | 4 | 5 | 6 | 7 | 8 | 9 | AB R H RBI BB SO LOB |
|--------|---|---|---|---|---|---|---|---|---|----------------------|
|--------|---|---|---|---|---|---|---|---|---|----------------------|

|  |         |         |         |         |         |         |  |         |  |  |
|--|---------|---------|---------|---------|---------|---------|--|---------|--|--|
| <b>Juan Samuel, R</b><br><small>(1, 4)<br/>OBP: 0.248, SLG: 0.358</small>  | 0-0<br> |         | 0-0<br> |         |         | 0-0<br> |  | 0-0<br> |  | 4 0 0 0 0 0 2  |
| <b>Garry Maddox, R</b><br><small>(1, 8)<br/>OBP: 0.340, SLG: 0.400</small><br><b>Tim Corcoran, L</b><br><small>(8, PH)<br/>OBP: 0.379, SLG: 0.341</small><br><b>Derrel Thomas, S</b><br><small>(8, PR)</small><br><b>Dave Rucker, L</b><br><small>(9, 1)</small> | 0-0<br> |         |         | 0-0<br> |         | 0-0<br> |  | 4-0<br> |  | 3 0 0 0 0 0 0<br>0 0 0 0 1 0 0<br>0 0 0 0 0 0 0<br>0 0 0 0 0 0 0 |
| <b>Von Hayes, L</b><br><small>(1, 7)<br/>OBP: 0.430, SLG: 0.515</small><br><small>(9, 8)</small>   | 4-0<br> |         |         | 0-0<br> |         | 0-3<br> |  | 0-3<br> |  | 3 1 1 0 1 2 3  |
| <b>Mike Schmidt, R</b><br><small>(1, 5)<br/>OBP: 0.303, SLG: 0.357</small>   | 0-3<br> |         |         | 0-0<br> |         | 0-0<br> |  | 0-0<br> |  | 4 1 1 1 0 1 2  |
| <b>Ozzie Virgil, R</b><br><small>(1, 2)<br/>OBP: 0.384, SLG: 0.475</small>   |         | 0-3<br> |         | 0-0<br> |         | 0-0<br> |  | 4-0<br> |  | 3 0 1 1 1 1 0  |
| <b>Glenn Wilson, R</b><br><small>(1, 9)<br/>OBP: 0.271, SLG: 0.426</small>   |         | 0-0<br> |         | 0-0<br> |         | 0-3<br> |  | 0-3<br> |  | 4 0 0 0 0 2 2  |
| <b>John Wockenfuss, R</b><br><small>(1, 3)<br/>OBP: 0.286, SLG: 0.118</small><br><b>Jeff Stone, L</b><br><small>(8, PR)<br/>OBP: 0.294, SLG: 0.337</small><br><small>(9, 7)</small>  |         | 0-0<br> |         |         | 0-0<br> |         |  | 4-0<br> |  | 2 0 0 0 1 0 0<br>1 0 0 0 0 1 1                                   |
| <b>Luis Aguayo, R</b><br><small>(1, 6)<br/>OBP: 0.298, SLG: 0.375</small><br><b>Greg Gross, L</b><br><small>(9, PH)<br/>OBP: 0.256, SLG: 0.231</small>   |         |         | 0-0<br> |         | 0-0<br> |         |  | 0-0<br> |  | 3 0 0 0 0 0 1<br>1 0 0 0 0 1 1                                   |
| <b>Charles Hudson, S</b><br><small>(1, 1)</small><br><b>John Russell, R</b><br><small>(8, PH)<br/>OBP: 0.349, SLG: 0.235</small><br><small>(9, 3)</small>  |         |         | 0-3<br> |         | 0-3<br> |         |  | 0-0<br> |  | 2 0 0 0 0 2 0<br>1 0 1 0 0 0 0                                   |

| Inning Stats | R: 0 | H: 0 | E: 0 | K: 1 | S: 5 | R: 0 | H: 0 | E: 0 | K: 1 | S: 5 | R: 0 | H: 0 | E: 0 | K: 1 | S: 5 | R: 0 | H: 0 | E: 0 | K: 1 | S: 5 | R: 0 | H: 0 | E: 0 | K: 1 | S: 5 | R: 0 | H: 1 | E: 0 | K: 1 | S: 6 | R: 1 | H: 1 | E: 0 | K: 3 | S: 10 | 1B: 2 | 2B: 1 | 3B: 0 | SF: 0 | SAC: 0 | DP: 0 | HBP: 0 | WP: 0 | PA: 35 |
|--------------|------|------|------|------|------|------|------|------|------|------|------|------|------|------|------|------|------|------|------|------|------|------|------|------|------|------|------|------|------|------|------|------|------|------|-------|-------|-------|-------|-------|--------|-------|--------|-------|--------|
|--------------|------|------|------|------|------|------|------|------|------|------|------|------|------|------|------|------|------|------|------|------|------|------|------|------|------|------|------|------|------|------|------|------|------|------|-------|-------|-------|-------|-------|--------|-------|--------|-------|--------|

| PITCHER  | IP  | WLS | BF | H | R | ER | SO | BB | IBB | HBP | BLK | WP | HR | S  | P  | ERA  | WHIP  |
|--|-----|-----|----|---|---|----|----|----|-----|-----|-----|----|----|----|----|------|-------|
| <b>Fernando Valenzuela, L</b><br><small>(1, 1)<br/>ERA: 1.64</small> | 7.1 | W   | 27 | 3 | 1 | 1  | 6  | 2  | 0   | 0   | 0   | 0  | 0  | 37 | 45 | 1.23 | 0.682 |
| <b>Ken Howell, R</b><br><small>(8, 1)<br/>ERA: 2.1</small>           | 1.2 | S   | 8  | 1 | 1 | 1  | 4  | 2  | 0   | 0   | 0   | 0  | 1  | 14 | 22 | 5.40 | 1.800 |

**BOTTOM**

Los Angeles Dodgers @ Philadelphia Phillies  
 Veterans Stadium, Philadelphia, PA  
 Sun May 19 1985, 3:33 AM EDT  
 Att. 35,276 - Unknown

livebaseballscores.com

|            |           |
|------------|-----------|
| <b>AB</b>  | <b>31</b> |
| <b>R</b>   | <b>2</b>  |
| <b>H</b>   | <b>4</b>  |
| <b>RBI</b> | <b>2</b>  |
| <b>BB</b>  | <b>4</b>  |
| <b>SO</b>  | <b>10</b> |
| <b>LOB</b> | <b>12</b> |





| Batter   | 1   | 2                               | 3                            | 4                               | 5                            | 6                               | 7                            | 8                               | 9                            | AB R H RBI BB SO LOB                            | TOP                          |                                 |                              |                                 |                              |                                 |                              |                                  |                                  |                                    |                                  |        |
|--|---|---------------------------------|------------------------------|---------------------------------|------------------------------|---------------------------------|------------------------------|---------------------------------|------------------------------|---|------------------------------|---------------------------------|------------------------------|---------------------------------|------------------------------|---------------------------------|------------------------------|----------------------------------|----------------------------------|------------------------------------|----------------------------------|--------|
| Dan Gladden, R<br>OBP: 0.311, SLG: 0.348<br>(1, 8) X   | 0-0<br>3B<br>1B                                       |                                 | 0-0<br>F8                    |                                 |                              | 0-0<br>CS<br>1B                 |                              | 0-0<br>4-3                      |                              | 4 1 2 0 0 0 0                                   |                              |                                 |                              |                                 |                              |                                 |                              |                                  |                                  |                                    |                                  |        |
| Manny Trillo, R<br>OBP: 0.289, SLG: 0.254<br>(1, 4) X  | 0-0<br>F8   |                                 | 0-0<br>5-3                   |                                 |                              | 0-0<br>F8                       |                              | 0-0<br>1B                       |                              | 4 0 1 0 0 0 2                                   |                              |                                 |                              |                                 |                              |                                 |                              |                                  |                                  |                                    |                                  |        |
| Jeffrey Leonard, R<br>OBP: 0.241, SLG: 0.301<br>(1, 7) X   | 0-0<br>1-H<br>3B                                      |                                 |                              | 0-0<br>2B                       |                              | 4-0<br>1-2<br>BB                |                              | 0-0<br>F9                       |                              | 3 0 2 1 1 0 1                                   |                              |                                 |                              |                                 |                              |                                 |                              |                                  |                                  |                                    |                                  |        |
| Joel Youngblood, R<br>OBP: 0.222, SLG: 0.167<br>(1, 9) X   | 0-0<br>G3-4   |                                 |                              | 0-0<br>5-3                      |                              | 0-3<br>K                        |                              |                                 | 0-0<br>P4                    | 4 0 0 0 0 1 3                                   |                              |                                 |                              |                                 |                              |                                 |                              |                                  |                                  |                                    |                                  |        |
| Chris Brown, R<br>OBP: 0.303, SLG: 0.343<br>Brad Wellman, R<br>OBP: 0.343, SLG: 0.333<br>(7, PR)<br>(7, 5) X                           | 0-0<br>P4   |                                 |                              | 0-0<br>F3                       |                              |                                 | 0-0<br>1B                    |                                 | 4-0<br>5-3 BB<br>BB          | 3 0 1 0 0 0 2<br>0 0 0 0 0 0 0                  |                              |                                 |                              |                                 |                              |                                 |                              |                                  |                                  |                                    |                                  |        |
| Gary Rajsich, L<br>OBP: 0.250, SLG: 0.222<br>Rob Deer, R<br>OBP: 0.357, SLG: 0.615<br>(9, PH)<br>(9, PR) X                             |   |                                 |                              |                                 |                              |                                 |                              |                                 |                              | 0 0 0 0 1 0 0<br>0 0 0 0 0 0 0                  |                              |                                 |                              |                                 |                              |                                 |                              |                                  |                                  |                                    |                                  |        |
| David Green, R<br>OBP: 0.228, SLG: 0.208<br>Frank Williams, R<br>(7, 1)<br>Chili Davis, S<br>OBP: 0.362, SLG: 0.462<br>(9, PH) X       |   | 0-3<br>K                        |                              | 0-0<br>6-3                      |                              |                                 | 0-0<br>F9                    |                                 | 4-0<br>1-2<br>5-3 BB         | 3 0 0 0 0 1 2<br>0 0 0 0 0 0 0<br>0 0 0 0 1 0 0 |                              |                                 |                              |                                 |                              |                                 |                              |                                  |                                  |                                    |                                  |        |
| Bob Brenly, R<br>OBP: 0.267, SLG: 0.362<br>(1, 2) X  |   | 0-3<br>K                        |                              |                                 | 0-0<br>F8                    |                                 | 0-0<br>F7                    |                                 | 0-0<br>5-3                   | 4 0 0 0 0 1 3<br>1-2<br>2-3                     |                              |                                 |                              |                                 |                              |                                 |                              |                                  |                                  |                                    |                                  |        |
| Jose Uribe, S<br>OBP: 0.255, SLG: 0.311<br>(1, 6) X  |   | 0-3<br>K                        |                              |                                 | 0-0<br>F3                    |                                 | 0-0<br>F9                    |                                 | 0-0<br>F9                    | 4 0 0 0 0 1 4                                   |                              |                                 |                              |                                 |                              |                                 |                              |                                  |                                  |                                    |                                  |        |
| Mike Krukow, R<br>OBP: 0.250, SLG: 0.400<br>Vida Blue, S<br>Scot Thompson, L<br>OBP: 0.196, SLG: 0.216<br>(1, 1)<br>(6, 1)<br>(7, 3) X |   |                                 | 0-0<br>P4                    |                                 | 0-0<br>F9                    |                                 |                              | 0-0<br>5-3                      |                              | 2 0 0 0 0 0 0<br>0 0 0 0 0 0 0<br>1 0 0 0 0 0 0 |                              |                                 |                              |                                 |                              |                                 |                              |                                  |                                  |                                    |                                  |        |
| <b>Inning Stats</b>  | R: 1<br>E: 0<br>K: 0<br>S: 5                          | H: 2<br>LOB: 1<br>BB: 0<br>P: 5 | R: 0<br>E: 0<br>K: 3<br>S: 9 | H: 0<br>LOB: 0<br>BB: 0<br>P: 9 | R: 0<br>E: 0<br>K: 0<br>S: 3 | H: 0<br>LOB: 0<br>BB: 0<br>P: 3 | R: 0<br>E: 0<br>K: 0<br>S: 4 | H: 1<br>LOB: 1<br>BB: 0<br>P: 4 | R: 0<br>E: 0<br>K: 0<br>S: 3 | H: 0<br>LOB: 0<br>BB: 0<br>P: 3                 | R: 0<br>E: 0<br>K: 1<br>S: 5 | H: 1<br>LOB: 1<br>BB: 1<br>P: 9 | R: 0<br>E: 0<br>K: 0<br>S: 4 | H: 1<br>LOB: 1<br>BB: 0<br>P: 4 | R: 0<br>E: 0<br>K: 0<br>S: 4 | H: 1<br>LOB: 1<br>BB: 0<br>P: 4 | R: 0<br>E: 0<br>K: 0<br>S: 3 | H: 0<br>LOB: 3<br>BB: 2<br>P: 11 | 1B: 4<br>2B: 1<br>3B: 1<br>HR: 0 | SF: 0<br>SAC: 0<br>DP: 0<br>HBP: 0 | WP: 0<br>PB: 0<br>SB: 0<br>CS: 1 | PA: 35 |
| <b>PITCHER</b>   | IP WLS BF H R ER SO BB IBB HBP BLK WP HR S P ERA WHIP |                                 |                              |                                 |                              |                                 |                              |                                 |                              |   |                              |                                 |                              |                                 |                              |                                 |                              |                                  |                                  |                                    |                                  |        |
| Steve Carlton, L<br>ERA: 2.25<br>(1, 1)  | 7.0 W 26 5 1 1 4 1 0 0 0 0 0 0 33 37 1.29 0.857       |                                 |                              |                                 |                              |                                 |                              |                                 |                              |   |                              |                                 |                              |                                 |                              |                                 |                              |                                  |                                  |                                    |                                  |        |
| Kent Tekulve, R<br>ERA: 4.26<br>(8, 1)   | 2.0 S 9 1 0 0 0 2 0 0 0 0 0 0 7 15 0.00 1.500         |                                 |                              |                                 |                              |                                 |                              |                                 |                              |   |                              |                                 |                              |                                 |                              |                                 |                              |                                  |                                  |                                    |                                  |        |

San Francisco Giants @ Philadelphia Phillies  
Veterans Stadium, Philadelphia, PA  
Mon May 20 1985, 7:05 PM EDT  
Att: 20,634 - Unknown

livebaseballscorecards.com

|     |    |
|-----|----|
| AB  | 32 |
| R   | 1  |
| H   | 6  |
| RBI | 1  |
| BB  | 3  |
| SO  | 4  |
| LOB | 17 |



| Batter   | 1                         | 2                        | 3                 | 4          | 5              | 6               | 7                                | 8          | 9 | AB | R | H | RBI | BB | SO | LOB |
|--|---------------------------|--------------------------|-------------------|------------|----------------|-----------------|----------------------------------|------------|---|----|---|---|-----|----|----|-----|
| Juan Samuel, R<br>OBP: 0.248, SLG: 0.355 (1, 4)  | 0-3<br>K                  |                          | 0-0<br>F9 S<br>1B |            | 0-3<br>K       |                 | 0-0<br>FC5-4<br>E<br>1-2f<br>2-3 |            |   | 4  | 0 | 1 | 0   | 0  | 2  | 3   |
| Jeff Stone, L<br>OBP: 0.292, SLG: 0.333<br>Kent Tekulve, R (8, 1)  | 0-0<br>1B<br>G4-3<br>1B   |                          | 0-0<br>F9<br>1-3  |            |                | 0-3<br>K        | 0-3<br>K<br>1-2                  |            |   | 4  | 1 | 1 | 0   | 0  | 2  | 3   |
| Von Hayes, L<br>OBP: 0.432, SLG: 0.511 (1, 8)<br>(8, 7)  | 0-0<br>1B<br>G4-3<br>1-2  |                          | 0-0<br>G3         |            |                | 4-0<br>BB<br>BB |                                  | 0-0<br>F8  |   | 3  | 0 | 1 | 0   | 1  | 0  | 1   |
| Mike Schmidt, R<br>OBP: 0.301, SLG: 0.348 (1, 5)   | 0-0<br>G4-3<br>1-2<br>2-H |                          |                   | 0-3<br>K   |                | 4-0<br>BB       |                                  | 0-3<br>K   |   | 3  | 0 | 0 | 1   | 1  | 2  | 1   |
| Tim Corcoran, L<br>OBP: 0.364, SLG: 0.326 (1, 3)   | 0-0<br>P6                 |                          |                   | 0-3<br>K   |                | 0-0<br>4-3      |                                  | 0-0<br>4-3 |   | 4  | 0 | 0 | 0   | 0  | 1  | 2   |
| Ozzie Virgil, R<br>OBP: 0.383, SLG: 0.466 (1, 2)   |                           | H<br>1-0<br>G6-3<br>HBP  |                   | 0-0<br>5-3 |                |                 |                                  | 0-3<br>K   |   | 2  | 0 | 0 | 0   | 0  | 1  | 0   |
| Glenn Wilson, R<br>OBP: 0.273, SLG: 0.432 (1, 9)   |                           | X<br>0-0<br>G6-3<br>1-2f |                   |            | X<br>0-0<br>F9 |                 | X<br>0-0<br>1B<br>2B             |            |   | 3  | 1 | 1 | 0   | 0  | 0  | 1   |
| Steve Jeltz, S<br>OBP: 0.256, SLG: 0.219 (1, 6)  |                           | X<br>0-0<br>G3           |                   |            | X<br>0-0<br>1B |                 | X<br>0-0<br>FC5-4<br>1B<br>2-H   |            |   | 3  | 0 | 2 | 1   | 0  | 0  | 0   |
| Steve Carlton, L<br>OBP: 0.188, SLG: 0.250<br>John Wockenfuss, R (7, PH)<br>Garry Maddox, R (8, 8)<br>OBP: 0.318, SLG: 0.118<br>OBP: 0.340, SLG: 0.400 |                           | X<br>0-0<br>4-3          |                   |            | X<br>0-0<br>L6 |                 | X<br>4-0<br>FC5-4<br>BB          |            |   | 2  | 0 | 0 | 0   | 0  | 0  | 1   |

| Inning Stats | R: 1 | H: 2 | E: 0 | K: 1 | S: 7 | H: 2 | LOB: 1 | BB: 0 | P: 7 | R: 0 | H: 0 | E: 0 | K: 0 | S: 2 | H: 0 | LOB: 0 | BB: 0 | P: 3 | R: 0 | H: 1 | E: 0 | K: 0 | S: 4 | H: 0 | LOB: 1 | BB: 0 | P: 4 | R: 0 | H: 0 | E: 0 | K: 2 | S: 7 | H: 0 | LOB: 0 | BB: 0 | P: 7 | R: 0 | H: 1 | E: 0 | K: 1 | S: 6 | H: 1 | LOB: 1 | BB: 0 | P: 6 | R: 0 | H: 0 | E: 0 | K: 1 | S: 4 | H: 0 | LOB: 1 | BB: 2 | P: 12 | R: 1 | H: 2 | E: 0 | K: 2 | S: 9 | H: 2 | LOB: 2 | BB: 1 | P: 13 | R: 0 | H: 0 | E: 0 | K: 1 | S: 5 | H: 0 | LOB: 0 | BB: 0 | P: 5 |
|--------------|------|------|------|------|------|------|--------|-------|------|------|------|------|------|------|------|--------|-------|------|------|------|------|------|------|------|--------|-------|------|------|------|------|------|------|------|--------|-------|------|------|------|------|------|------|------|--------|-------|------|------|------|------|------|------|------|--------|-------|-------|------|------|------|------|------|------|--------|-------|-------|------|------|------|------|------|------|--------|-------|------|
|--------------|------|------|------|------|------|------|--------|-------|------|------|------|------|------|------|------|--------|-------|------|------|------|------|------|------|------|--------|-------|------|------|------|------|------|------|------|--------|-------|------|------|------|------|------|------|------|--------|-------|------|------|------|------|------|------|------|--------|-------|-------|------|------|------|------|------|------|--------|-------|-------|------|------|------|------|------|------|--------|-------|------|


| PITCHER                               | IP  | WLS | BF | H | R | ER | SO | BB | IBB | HBP | BLK | WP | HR | S  | P  | ERA  | WHIP  |
|---------------------------------------|-----|-----|----|---|---|----|----|----|-----|-----|-----|----|----|----|----|------|-------|
| Mike Krukow, R (1, 1)<br>ERA: 1.48    | 5.0 |     | 19 | 4 | 1 | 1  | 4  | 0  | 0   | 1   | 0   | 0  | 0  | 26 | 27 | 1.80 | 0.800 |
| Vida Blue, L (6, 1)<br>ERA: 7.36      | 1.1 | L   | 8  | 2 | 1 | 1  | 2  | 3  | 0   | 0   | 0   | 0  | 0  | 9  | 21 | 6.75 | 3.750 |
| Frank Williams, R (7, 1)<br>ERA: 6.75 | 1.2 |     | 5  | 0 | 0 | 0  | 2  | 0  | 0   | 0   | 0   | 0  | 0  | 9  | 9  | 0.00 | 0.000 |

**BOTTOM**

San Francisco Giants @ Philadelphia Phillies  
Veterans Stadium, Philadelphia, PA  
Mon May 20 1985, 7:05 PM EDT  
Att. 20,634 - Unknown

|     |    |
|-----|----|
| AB  | 28 |
| R   | 2  |
| H   | 6  |
| RBI | 2  |
| BB  | 3  |
| SO  | 8  |
| LOB | 12 |

livebaseballscorecards.com



|       |        |
|-------|--------|
| WP: 0 | PA: 32 |
| PB: 0 |        |
| SB: 1 |        |
| CS: 0 |        |





| Batter  | 1          | 2          | 3          | 4                      | 5                        | 6          | 7                        | 8          | 9 | AB | R | H | RBI | BB | SO | LOB |
|---|------------|------------|------------|------------------------|--------------------------|------------|--------------------------|------------|---|----|---|---|-----|----|----|-----|
| Juan Samuel, R<br>OBP: 0.255, SLG: 0.365 (1, 4)         | 0-0<br>5-3 |            |            | 0-0<br>E S<br>1B       | 0-0<br>E<br>2B           |            | 0-0<br>SH1-4<br>PB<br>2B |            |   | 4  | 3 | 2 | 0   | 0  | 0  | 2   |
| Von Hayes, L<br>OBP: 0.424, SLG: 0.504 (1, 7)<br>(8, 8) | 0-0<br>B3  |            |            | 0-3<br>K               | 0-0<br>SF7               |            | 0-0<br>SH1-4<br>2B       |            |   | 2  | 0 | 0 | 1   | 0  | 1  | 1   |
| Mike Schmidt, R<br>OBP: 0.300, SLG: 0.339 (1, 5)        | 0-0<br>F9  |            |            | 0-0<br>E6<br>4-3<br>1B | 0-0<br>E6<br>1-3<br>2B   |            | 4-0<br>PB<br>2B<br>IBB   |            |   | 3  | 1 | 0 | 0   | 1  | 0  | 2   |
| Glenn Wilson, R<br>OBP: 0.279, SLG: 0.442 (1, 9)        |            | 0-0<br>1-3 |            | 0-0<br>4-3<br>1B       | 0-0<br>2B                |            | 0-3<br>K                 |            |   | 4  | 0 | 2 | 2   | 0  | 1  | 1   |
| Ozzie Virgil, R<br>OBP: 0.378, SLG: 0.467 (1, 2)        |            | 0-3<br>K   |            | 0-0<br>4-3<br>1B       |                          | 0-0<br>5-3 | 0-0<br>2B                |            |   | 4  | 0 | 1 | 1   | 0  | 1  | 2   |
| Garry Maddox, R<br>OBP: 0.315, SLG: 0.367 (1, 8)        |            | 0-0<br>F8  |            | 0-0<br>F8              |                          | 0-3<br>K   | 0-0<br>6-3               |            |   | 4  | 0 | 0 | 0   | 0  | 1  | 3   |
| John Russell, R<br>OBP: 0.348, SLG: 0.270 (1, 3)        |            |            | 0-3<br>K   |                        | 0-3<br>K                 | 0-0<br>2B  |                          | 0-0<br>F7  |   | 3  | 0 | 1 | 0   | 0  | 2  | 0   |
| Tim Corcoran, L<br>OBP: 0.360, SLG: 0.322 (8, 3)        |            |            |            |                        |                          |            |                          |            |   | 1  | 0 | 0 | 0   | 0  | 0  | 0   |
| Steve Jeltz, S<br>OBP: 0.268, SLG: 0.213 (1, 6)         |            |            | 0-0<br>4-3 |                        | 4-0<br>E BB<br>SF7<br>BB | 4-0<br>IBB |                          | 0-0<br>1-3 |   | 2  | 1 | 0 | 0   | 2  | 0  | 0   |
| Shane Rawley, R<br>OBP: 0.115, SLG: 0.059 (1, 1)        |            |            | 0-0<br>1-3 |                        | 4-0<br>E<br>BB           | 0-0<br>6-3 |                          | 0-3<br>K   |   | 1  | 0 | 0 | 0   | 0  | 0  | 0   |
| Luis Aguayo, R<br>OBP: 0.510, SLG: 0.375 (5, PH)        |            |            |            |                        |                          |            |                          |            |   | 0  | 1 | 0 | 0   | 1  | 0  | 0   |
| Larry Andersen, R<br>(6, 1)                             |            |            |            |                        |                          |            |                          |            |   | 1  | 0 | 0 | 0   | 0  | 0  | 2   |
| Don Carman, L<br>(8, 1)                                 |            |            |            |                        |                          |            |                          |            |   | 0  | 0 | 0 | 0   | 0  | 0  | 0   |
| Kent Tekulve, R<br>(8, 1)                               |            |            |            |                        |                          |            |                          |            |   | 0  | 0 | 0 | 0   | 0  | 0  | 0   |
| Greg Gross, L<br>OBP: 0.250, SLG: 0.225 (8, 7)          |            |            |            |                        | 1-2<br>E<br>BB           |            |                          |            |   | 1  | 0 | 0 | 0   | 0  | 1  | 0   |

| Inning Stats | R: 0  | H: 0  | E: 0   | LOB: 0 | K: 0  | BB: 0 | S: 3   | P: 3  | R: 0   | H: 0  | E: 0  | LOB: 0 | K: 1   | BB: 0 | S: 5  | P: 5  | R: 0   | H: 0  | E: 0   | LOB: 0 | K: 1  | BB: 0 | S: 5   | P: 5  | R: 1  | H: 2  | E: 1   | LOB: 2 | K: 1   | BB: 0 | S: 8  | P: 8  | R: 3   | H: 1  | E: 2  | LOB: 2 | K: 1   | BB: 2 | S: 7   | P: 15 | R: 0  | H: 1  | E: 0   | LOB: 2 | K: 1  | BB: 1 | S: 6   | P: 10 | R: 2   | H: 2 | E: 0 | LOB: 1 | K: 1 | BB: 1 | S: 7 | P: 11 | R: 0 | H: 0 | E: 0 | LOB: 0 | K: 1 | BB: 0 | S: 5 | P: 5 |
|--------------|-------|-------|--------|--------|-------|-------|--------|-------|--------|-------|-------|--------|--------|-------|-------|-------|--------|-------|--------|--------|-------|-------|--------|-------|-------|-------|--------|--------|--------|-------|-------|-------|--------|-------|-------|--------|--------|-------|--------|-------|-------|-------|--------|--------|-------|-------|--------|-------|--------|------|------|--------|------|-------|------|-------|------|------|------|--------|------|-------|------|------|
| 1B: 2        | SF: 1 | 2B: 4 | SAC: 1 | 3B: 0  | DP: 0 | HR: 0 | HBP: 0 | WP: 0 | PA: 36 | 1B: 2 | SF: 1 | 2B: 4  | SAC: 1 | 3B: 0 | DP: 0 | HR: 0 | HBP: 0 | WP: 0 | PA: 36 | 1B: 2  | SF: 1 | 2B: 4 | SAC: 1 | 3B: 0 | DP: 0 | HR: 0 | HBP: 0 | WP: 0  | PA: 36 | 1B: 2 | SF: 1 | 2B: 4 | SAC: 1 | 3B: 0 | DP: 0 | HR: 0  | HBP: 0 | WP: 0 | PA: 36 | 1B: 2 | SF: 1 | 2B: 4 | SAC: 1 | 3B: 0  | DP: 0 | HR: 0 | HBP: 0 | WP: 0 | PA: 36 |      |      |        |      |       |      |       |      |      |      |        |      |       |      |      |


| PITCHER                               | IP  | WLS | BF | H | R | ER | SO | BB | IBB | HBP | BLK | WP | HR | S  | P  | ERA  | WHIP  |
|---------------------------------------|-----|-----|----|---|---|----|----|----|-----|-----|-----|----|----|----|----|------|-------|
| Atlee Hammaker, L<br>ERA: 3.35 (1, 1) | 5.0 | L   | 22 | 3 | 4 | 1  | 4  | 2  | 0   | 0   | 0   | 0  | 0  | 28 | 36 | 1.80 | 1.000 |
| Greg Minton, R<br>ERA: 2.82 (6, 1)    | 2.0 |     | 11 | 3 | 2 | 1  | 2  | 0  | 2   | 0   | 0   | 0  | 0  | 13 | 21 | 4.50 | 1.500 |
| Scott Garrelts, R<br>ERA: 1.69 (8, 1) | 1.0 |     | 3  | 0 | 0 | 0  | 1  | 0  | 0   | 0   | 0   | 0  | 0  | 5  | 5  | 0.00 | 0.000 |

**BOTTOM**


San Francisco Giants @ Philadelphia Phillies  
Veterans Stadium, Philadelphia, PA  
Tue May 21 1985, 7:05 PM EDT  
Att. 18,583 - Unknown

livebaseballscorecards.com

|     |    |
|-----|----|
| AB  | 30 |
| R   | 6  |
| H   | 6  |
| RBI | 4  |
| BB  | 4  |
| SO  | 7  |
| LOB | 13 |





| Batter   | 1   | 2                               | 3                            | 4                               | 5                            | 6                               | 7                            | 8                               | 9                             | AB R H RBI BB SO LOB             | TOP   |                                 |                              |                                  |                              |                                 |                                  |                                    |                                  |        |
|--|---|---------------------------------|------------------------------|---------------------------------|------------------------------|---------------------------------|------------------------------|---------------------------------|-------------------------------|----------------------------------|---|---------------------------------|------------------------------|----------------------------------|------------------------------|---------------------------------|----------------------------------|------------------------------------|----------------------------------|--------|
| Dan Gladden, R (1, 8)<br>OBP: 0.323, SLG: 0.370  | 0-0<br>F9   |                                 |                              | 0-0<br>6-3                      |                              | 0-0<br>1B                       | 4-0<br>CS<br>BB              | 0-0<br>SF9                      |                               | 3 1 1 1 1 0 0                    |   |                                 |                              |                                  |                              |                                 |                                  |                                    |                                  |        |
| Manny Trillo, R (1, 4)<br>OBP: 0.299, SLG: 0.275   | 0-0<br>F9   |                                 |                              | 0-0<br>FC4-6<br>1B              |                              | 0-0<br>1B<br>E                  | 0-0<br>F4                    | 0-0<br>FC6-4                    |                               | 5 1 2 1 0 0 3                    |   |                                 |                              |                                  |                              |                                 |                                  |                                    |                                  |        |
| Jeffrey Leonard, R (1, 7)<br>OBP: 0.238, SLG: 0.301  | 0-0<br>L4   |                                 |                              | 0-0<br>FC4-6<br>1B              |                              | 0-0<br>1B<br>E                  | 0-0<br>2B                    |                                 |                               | 5 1 2 0 0 0 1                    |   |                                 |                              |                                  |                              |                                 |                                  |                                    |                                  |        |
| Chili Davis, S (1, 9)<br>Joel Youngblood, R (7, 9)<br>OBP: 0.363, SLG: 0.468<br>OBP: 0.250, SLG: 0.179 |   | 0-0<br>F8                       |                              | 0-0<br>1B                       |                              | 0-0<br>2B<br>E3                 | 0-0<br>4-3                   |                                 |                               | 4 1 1 0 0 0 2<br>1 0 0 0 0 0 0   |   |                                 |                              |                                  |                              |                                 |                                  |                                    |                                  |        |
| Gary Rajsich, L (1, 3)<br>David Green, R (8, PH)<br>OBP: 0.250, SLG: 0.205<br>OBP: 0.244, SLG: 0.208   |   | 0-0<br>F9                       |                              | 0-0<br>F9                       |                              | 4-0<br>2B<br>IBB                |                              | 4-0<br>2B<br>BB                 |                               | 2 0 0 0 1 0 2<br>0 1 0 0 2 0 0   |   |                                 |                              |                                  |                              |                                 |                                  |                                    |                                  |        |
| Bob Brenly, R (1, 2)<br>OBP: 0.281, SLG: 0.366   |   | 0-0<br>F3                       |                              |                                 | 0-3<br>K                     | 0-0<br>2B                       |                              | 0-0<br>F9                       |                               | 5 0 1 2 0 1 2                    |   |                                 |                              |                                  |                              |                                 |                                  |                                    |                                  |        |
| Brad Wellman, R (1, 5)<br>OBP: 0.325, SLG: 0.342   |   |                                 | 0-0<br>F4                    |                                 | 0-0<br>F4                    | 0-3<br>K                        |                              | 0-0<br>BB<br>SF9<br>2B          |                               | 4 1 1 1 0 1 2                    | AB 34<br>R 6<br>H 8<br>RBI 5<br>BB 7<br>SO 3<br>LOB 15                                |                                 |                              |                                  |                              |                                 |                                  |                                    |                                  |        |
| Jose Uribe, S (1, 6)<br>OBP: 0.263, SLG: 0.330   |   |                                 | 0-0<br>F7                    |                                 | 0-0<br>F7                    | 4-0<br>IBB                      |                              | 4-0<br>SF9<br>BB<br>BB          |                               | 2 0 0 0 2 0 0                    |   |                                 |                              |                                  |                              |                                 |                                  |                                    |                                  |        |
| Dave LaPoint, L (1, 1)<br>Scott Garrelts, R (7, 1)<br>OBP: 0.353, SLG: 0.412                           |   |                                 | 0-0<br>L7                    |                                 | 1-3<br>K                     |                                 |                              | 4-0<br>FC6-4<br>BB              |                               | 3 0 0 0 0 1 3<br>0 0 0 0 1 0 0   |  |                                 |                              |                                  |                              |                                 |                                  |                                    |                                  |        |
| <b>Inning Stats</b>  | R: 0<br>E: 0<br>K: 0<br>S: 3                          | H: 0<br>LOB: 0<br>BB: 0<br>P: 3 | R: 0<br>E: 0<br>K: 0<br>S: 3 | H: 0<br>LOB: 0<br>BB: 0<br>P: 3 | R: 0<br>E: 0<br>K: 0<br>S: 5 | H: 2<br>LOB: 2<br>BB: 0<br>P: 5 | R: 0<br>E: 0<br>K: 1<br>S: 5 | H: 0<br>LOB: 0<br>BB: 0<br>P: 5 | R: 4<br>E: 1<br>K: 2<br>S: 12 | H: 4<br>LOB: 3<br>BB: 2<br>P: 20 | R: 0<br>E: 0<br>K: 0<br>S: 3  | H: 1<br>LOB: 1<br>BB: 1<br>P: 7 | R: 2<br>E: 0<br>K: 0<br>S: 4 | H: 1<br>LOB: 2<br>BB: 3<br>P: 16 | R: 0<br>E: 0<br>K: 0<br>S: 3 | H: 0<br>LOB: 1<br>BB: 1<br>P: 7 | 1B: 5<br>2B: 3<br>3B: 0<br>HR: 0 | SF: 1<br>SAC: 0<br>DP: 0<br>HBP: 0 | WP: 0<br>PB: 0<br>SB: 1<br>CS: 1 | PA: 42 |
| <b>PITCHER</b>   | IP WLS BF H R ER SO BB IBB HBP BLK WP HR S P ERA WHIP |                                 |                              |                                 |                              |                                 |                              |                                 |                               |                                  |   |                                 |                              |                                  |                              |                                 |                                  |                                    |                                  |        |
| Kevin Gross, R (1, 1)<br>ERA: 3.09   | 6.0 L 27 6 4 3 3 0 2 0 0 0 0 0 31 39 4.50 1.000       |                                 |                              |                                 |                              |                                 |                              |                                 |                               |                                  |   |                                 |                              |                                  |                              |                                 |                                  |                                    |                                  |        |
| Dave Rucker, L (7, 1)<br>ERA: 4.35   | 1.1 9 2 2 2 0 4 0 0 0 0 0 0 5 21 13.50 4.500          |                                 |                              |                                 |                              |                                 |                              |                                 |                               |                                  |   |                                 |                              |                                  |                              |                                 |                                  |                                    |                                  |        |
| Rocky Childress, R (8, 1)<br>ERA: 10.8   | 0.2 2 0 0 0 0 0 0 0 0 0 0 0 2 2 0.00 0.000            |                                 |                              |                                 |                              |                                 |                              |                                 |                               |                                  |   |                                 |                              |                                  |                              |                                 |                                  |                                    |                                  |        |
| Don Carman, L (9, 1)<br>ERA: 0.59  | 1.0 4 0 0 0 0 1 0 0 0 0 0 0 3 7 0.00 1.000            |                                 |                              |                                 |                              |                                 |                              |                                 |                               |                                  |   |                                 |                              |                                  |                              |                                 |                                  |                                    |                                  |        |

San Francisco Giants @ Philadelphia Phillies  
Veterans Stadium, Philadelphia, PA  
Wed May 22 1985, 7:05 PM EDT  
Att: 18,804 - Unknown

livebaseballscorecards.com

| Batter   | 1                     | 2                     | 3          | 4                      | 5                           | 6               | 7         | 8                    | 9          | AB | R | H | RBI | BB | SO | LOB |
|--|-----------------------|-----------------------|------------|------------------------|-----------------------------|-----------------|-----------|----------------------|------------|----|---|---|-----|----|----|-----|
| Juan Samuel, R<br>OBP: 0.253, SLG: 0.360 (1, 4)  | 0-0<br>F3             |                       | 0-0<br>4-3 |                        | 0-3<br>K                    | 0-0<br>1B       |           | 0-3<br>K             |            | 5  | 0 | 1 | 1   | 0  | 2  | 1   |
| Von Hayes, L<br>OBP: 0.423, SLG: 0.500 (1, 7)    | 0-0<br>G6-4-3<br>1B   |                       | 0-0<br>3-1 |                        | 0-0<br>FC4-6<br>1B          | 0-0<br>F8       |           | 0-3<br>K             |            | 5  | 0 | 2 | 0   | 0  | 1  | 3   |
| Mike Schmidt, R<br>OBP: 0.297, SLG: 0.328 (1, 5) | 0-0<br>G6-4-3<br>1-2f |                       | 0-0<br>F3  |                        | 4-0<br>FC4-6<br>1-2<br>BB   |                 | 0-3<br>K  |                      | 0-3<br>K   | 4  | 0 | 0 | 0   | 1  | 2  | 1   |
| Glenn Wilson, R<br>OBP: 0.291, SLG: 0.451 (1, 9) |                       | 0-0<br>G6-4-3<br>1B   |            | 4-0<br>G5-4-3<br>BB    | 0-0<br>FC4-6<br>1-2f<br>2-3 |                 | 0-0<br>2B |                      | 0-0<br>6-3 | 4  | 0 | 2 | 0   | 1  | 0  | 2   |
| Ozzie Virgil, R<br>OBP: 0.363, SLG: 0.446 (1, 2) |                       | 0-0<br>G6-4-3<br>1-2f |            | 0-0<br>G5-4-3<br>1-2f  | 0-0<br>G3                   |                 | 0-3<br>K  |                      | 0-0<br>E5  | 5  | 0 | 0 | 0   | 0  | 1  | 5   |
| Garry Maddox, R<br>OBP: 0.322, SLG: 0.370 (1, 8) |                       | 0-0<br>2B<br>1B       |            | 0-0<br>E<br>S<br>1B    |                             | 0-0<br>4-3      | 0-3<br>K  |                      | 0-0<br>4-3 | 5  | 0 | 2 | 0   | 0  | 1  | 2   |
| John Russell, R<br>OBP: 0.388, SLG: 0.316 (1, 3) |                       | 0-0<br>2B             |            | 4-0<br>FC5<br>BB<br>1B |                             | 4-0<br>1B<br>BB |           | 0-0<br>E5<br>1B<br>E | 1          | 1  | 1 | 0 | 2   | 0  | 0  |     |
| Greg Gross, L<br>OBP: 0.244, SLG: 0.220 (8, PH)  |                       | 1-3<br>2B             |            | 1-3<br>BB              |                             | 0-0<br>1B<br>BB |           | 0-3<br>K             | 1          | 1  | 0 | 0 | 0   | 0  | 0  |     |
| Steve Jeltz, S<br>OBP: 0.282, SLG: 0.211 (1, 6)  |                       | 4-0<br>1BB            |            | 4-0<br>1-2<br>BB       |                             | 0-0<br>F9       |           | 0-3<br>K             | 1          | 0  | 0 | 0 | 2   | 0  | 1  |     |
| Derrel Thomas, S<br>(8, PH)                      |                       |                       |            | 1-2<br>BB              |                             | 0-0<br>F9       |           | 0-3<br>K             | 1          | 0  | 0 | 0 | 0   | 1  | 1  |     |
| Kevin Gross, R<br>OBP: 0.250, SLG: 0.182 (1, 1)  |                       | 0-0<br>F9             |            | 0-0<br>FC5             |                             | 4-0<br>1B<br>BB |           | 0-0<br>E6<br>1B      | 2          | 0  | 0 | 0 | 0   | 0  | 6  |     |
| Luis Aguayo, R<br>OBP: 0.322, SLG: 0.375 (6, PH) |                       |                       |            | 2-3f                   |                             |                 |           |                      | 0          | 0  | 0 | 0 | 1   | 0  | 0  |     |
| Dave Rucker, L<br>(7, 1)                         |                       |                       |            |                        |                             |                 |           |                      | 0          | 0  | 0 | 0 | 0   | 0  | 0  |     |
| Rocky Childress, R<br>(8, 1)                     |                       |                       |            |                        |                             |                 |           |                      | 0          | 0  | 0 | 0 | 0   | 0  | 0  |     |
| Jeff Stone, L<br>OBP: 0.256, SLG: 0.340 (8, PH)  |                       |                       |            |                        |                             |                 |           |                      | 1          | 0  | 1 | 0 | 0   | 0  | 0  |     |
| Don Carman, L<br>(9, 1)                          |                       |                       |            |                        |                             |                 |           |                      | 0          | 0  | 0 | 0 | 0   | 0  | 0  |     |

| Inning Stats                          | R: 0 | H: 1 | E: 0 | K: 0 | S: 3 | H: 3 | LOB: 3 | BB: 1 | P: 9 | R: 0 | H: 0 | E: 0 | K: 0 | S: 3 | H: 1 | LOB: 3 | BB: 3 | P: 15 | R: 0 | H: 1 | E: 0 | K: 1 | S: 6 | H: 1 | LOB: 2 | BB: 1 | P: 10 | R: 1 | H: 1 | E: 0 | K: 0 | S: 4 | H: 1 | LOB: 1 | BB: 0 | P: 10 | R: 1 | H: 1 | E: 2 | K: 3 | S: 11 | H: 1 | LOB: 1 | BB: 0 | P: 11 | R: 0 | H: 0 | E: 1 | K: 1 | S: 6 | H: 0 | LOB: 1 | BB: 0 | P: 6 | 1B: 7 | 2B: 2 | 3B: 0 | HR: 0 | SF: 0 | SAC: 0 | DP: 3 | HBP: 0 | WP: 0 | PA: 42 |
|---------------------------------------|------|------|------|------|------|------|--------|-------|------|------|------|------|------|------|------|--------|-------|-------|------|------|------|------|------|------|--------|-------|-------|------|------|------|------|------|------|--------|-------|-------|------|------|------|------|-------|------|--------|-------|-------|------|------|------|------|------|------|--------|-------|------|-------|-------|-------|-------|-------|--------|-------|--------|-------|--------|
| PITCHER                               | IP   | WLS  | BF   | H    | R    | ER   | SO     | BB    | IBB  | HBP  | BLK  | WP   | HR   | S    | P    | ERA    | WHIP  |       |      |      |      |      |      |      |        |       |       |      |      |      |      |      |      |        |       |       |      |      |      |      |       |      |        |       |       |      |      |      |      |      |      |        |       |      |       |       |       |       |       |        |       |        |       |        |
| Dave LaPoint, L<br>ERA: 1.91 (1, 1)   | 6.0  | W    | 29   | 7    | 1    | 1    | 1      | 6     | 1    | 0    | 0    | 0    | 0    | 24   | 52   | 1.50   | 2.167 |       |      |      |      |      |      |      |        |       |       |      |      |      |      |      |      |        |       |       |      |      |      |      |       |      |        |       |       |      |      |      |      |      |      |        |       |      |       |       |       |       |       |        |       |        |       |        |
| Scott Garrelts, R<br>ERA: 1.52 (7, 1) | 3.0  | S    | 13   | 2    | 1    | 0    | 7      | 0     | 0    | 0    | 0    | 0    | 0    | 27   | 27   | 0.00   | 0.667 |       |      |      |      |      |      |      |        |       |       |      |      |      |      |      |      |        |       |       |      |      |      |      |       |      |        |       |       |      |      |      |      |      |      |        |       |      |       |       |       |       |       |        |       |        |       |        |


**BOTTOM**

San Francisco Giants @ Philadelphia Phillies  
Veterans Stadium, Philadelphia, PA

Wed May 22 1985, 7:05 PM EDT  
Att. 18,804 - Unknown

livebaseballscorecards.com

|     |    |
|-----|----|
| AB  | 35 |
| R   | 2  |
| H   | 9  |
| RBI | 1  |
| BB  | 7  |
| SO  | 8  |
| LOB | 22 |





| Batter   | 1  | 2   | 3   | 4   | 5   | 6   | 7   | 8  | 9   | AB R H RBI BB SO LOB                                       | TOP  |
|--|--|---|---|---|---|---|---|--|---|--|--|
| <b>Tim Flannery, L</b> (1, 4)<br><small>OBP: 0.357, SLG: 0.356</small>                                   | 4-0<br>  |   | 0-0<br>   |   | 0-0<br>   |   |   | 0-0<br>  |   | 2 0 0 0 1 0 0  | <b>San Diego Padres @ Philadelphia Phillies</b><br>Veterans Stadium, Philadelphia, PA<br>Fri May 24 1985, 7:05 PM EDT<br>Att. 20,262 - Unknown<br><a href="http://livebaseballscorecards.com">livebaseballscorecards.com</a> |
| <b>Tony Gwynn, L</b> (1, 9)<br><small>OBP: 0.358, SLG: 0.450</small>                                     | 0-0<br>  |   | 0-0<br>   |   |   | 0-0<br>   |   | 4-0<br>  |   | 3 0 0 0 1 0 1  |  |
| <b>Steve Garvey, R</b> (1, 3)<br><small>OBP: 0.315, SLG: 0.484</small>                                   | 4-0<br>  |   | 0-0<br>   |   |   | 0-0<br>   |   | 0-0<br>  |   | 2 0 0 1 1 0 0  |  |
| <b>Graig Nettles, L</b> (1, 5)<br><small>OBP: 0.418, SLG: 0.400</small>                                  | 0-0<br>  |   | 0-0<br>   |   |   | 0-0<br>   |   | 0-0<br>  |   | 4 0 1 0 0 0 2  |  |
| <b>Kevin McReynolds, R</b> (1, 8)<br><small>OBP: 0.306, SLG: 0.385</small>                               | 0-0<br>  |   | 0-0<br>   |   |   | 0-0<br>   |   | 0-0<br>  |   | 4 0 0 0 0 0 2  |  |
| <b>Terry Kennedy, L</b> (1, 2)<br><small>OBP: 0.298, SLG: 0.439</small>                                  |  | 0-0<br>   |   | 0-0<br>   |   | 0-0<br>   |   | 0-3<br>  |   | 4 0 2 0 0 1 0  |  |
| <b>Carmelo Martinez, R</b> (1, 7)<br><small>OBP: 0.331, SLG: 0.463</small>                               |  | 0-0<br>   |   | 0-0<br>   |   | 0-3<br>   |   | 0-3<br>  |   | 4 0 0 0 0 2 2  |  |
| <b>Garry Templeton, S</b> (1, 6)<br><small>OBP: 0.291, SLG: 0.392</small>                                |  | 0-0<br>   |   | 0-0<br>   |   |   | 0-0<br>   |  |   | 3 1 1 0 0 0 1  |  |
| <b>Dave Dravecky, R</b> (1, 1)<br><small>OBP: 0.188, SLG: 0.200</small><br><b>Rich Gossage, R</b> (8, 1) |  | 0-3<br>   |   | 0-0<br>   |   |   | 4-0<br>   |  |   | 2 0 0 0 1 1 1<br>0 0 0 0 0 0 0                             |  |
| <b>Inning Stats</b>  | R: 0 H: 1<br>E: 0 LOB: 2<br>K: 0 BB: 2<br>S: 3 P: 11   | R: 0 H: 1<br>E: 0 LOB: 1<br>K: 1 BB: 0<br>S: 6 P: 6 | R: 0 H: 0<br>E: 0 LOB: 0<br>K: 0 BB: 0<br>S: 3 P: 3 | R: 0 H: 1<br>E: 0 LOB: 1<br>K: 0 BB: 0<br>S: 4 P: 4 | R: 0 H: 0<br>E: 0 LOB: 0<br>K: 0 BB: 0<br>S: 3 P: 3 | R: 0 H: 0<br>E: 0 LOB: 0<br>K: 1 BB: 0<br>S: 5 P: 5 | R: 0 H: 0<br>E: 0 LOB: 0<br>K: 1 BB: 0<br>S: 5 P: 5 | R: 1 H: 1<br>E: 0 LOB: 2<br>K: 0 BB: 2<br>S: 4 P: 12 | R: 0 H: 0<br>E: 0 LOB: 0<br>K: 2 BB: 0<br>S: 7 P: 7 | 1B: 4 SF: 1<br>2B: 0 SAC: 1<br>3B: 0 DP: 1<br>HR: 0 HBP: 0 | WP: 0 PA: 34<br>PB: 0<br>SB: 0<br>CS: 0  |
| <b>PITCHER</b><br><b>John Denny, R</b> (1, 1)<br><small>ERA: 4.97</small>                                | IP: 9.0 WLS: L BF: 34 H: 4 R: 1 ER: 1 SO: 4 BB: 3 IBB: 1 HBP: 0 BLK: 0 WP: 0 HR: 0 S: 38 P: 54 ERA: 1.00 WHIP: 0.778 |   |   |   |   |   |   |  |   |  |  |

| Batter  | 1                | 2          | 3          | 4                                     | 5                          | 6         | 7         | 8                | 9         | AB R H RBI BB SO LOB                            |
|---|------------------|------------|------------|---------------------------------------|----------------------------|-----------|-----------|------------------|-----------|---|
| Juan Samuel, R<br>OBP: 0.253, SLG: 0.357<br>(1, 4)  | 0-0<br>6-3<br>1B |            | 0-0<br>1B  |                                       | 0-0<br>SH5-4<br>1-2<br>2-3 |           | 0-0<br>F3 |                  | 0-3<br>K  | 4 0 1 0 0 1 2                                   |
| Von Hayes, L<br>OBP: 0.419, SLG: 0.493<br>(1, 7)<br>(9, 8)  | 0-0<br>3-1       |            | 0-0<br>1B  |                                       | 0-3<br>K                   |           |           | 0-3<br>K         |           | 4 0 1 0 0 2 2                                   |
| Mike Schmidt, R<br>OBP: 0.302, SLG: 0.336<br>Jeff Stone, L<br>OBP: 0.298, SLG: 0.340<br>Luis Aguayo, R<br>OBP: 0.322, SLG: 0.375<br>(1, 5)<br>(8, PR)<br>(9, 5) | 0-0<br>2B        |            | 0-3<br>K   |                                       | 0-0<br>F7                  |           |           | 4-0<br>1B<br>BB  |           | 3 0 1 0 1 1 4<br>0 0 0 0 0 0 0<br>0 0 0 0 0 0 0 |
| Glenn Wilson, R<br>OBP: 0.297, SLG: 0.460<br>(1, 9)   | 0-3<br>K         |            |            | 0-0<br>FC6-4<br>2B                    |                            | 0-0<br>L3 |           | 0-0<br>1B<br>1-3 |           | 4 0 2 0 0 1 1                                   |
| Ozzie Virgil, R<br>OBP: 0.367, SLG: 0.443<br>(1, 2)   |                  | 0-0<br>5-3 |            | 4-0<br>FC6-4<br>BB                    |                            | 0-0<br>L5 |           | 0-0<br>1B<br>1-2 |           | 3 0 1 0 1 0 0                                   |
| Garry Maddox, R<br>OBP: 0.306, SLG: 0.351<br>Tim Corcoran, L<br>OBP: 0.356, SLG: 0.318<br>(1, 8)<br>(8, PH)<br>(9, 3)   |                  | 0-0<br>F8  |            | 0-0<br>FC6-4<br>G4-6-3<br>1-2f<br>2-3 |                            | 0-3<br>K  |           | 0-0<br>F7        |           | 3 0 0 0 0 1 2<br>1 0 0 0 0 0 2                  |
| John Russell, R<br>OBP: 0.365, SLG: 0.293<br>(1, 3)<br>(9, 7)   |                  | 0-3<br>K   |            | 0-0<br>G4-6-3<br>1-2f                 |                            |           | 0-3<br>K  |                  | 0-0<br>F7 | 3 0 0 0 0 2 2<br>1 0 0 0 0 0 0                  |
| Greg Gross, L<br>OBP: 0.239, SLG: 0.214<br>(9, PH)  |                  |            |            |                                       |                            |           |           |                  |           |   |
| Steve Jeltz, S<br>OBP: 0.284, SLG: 0.215<br>Derrel Thomas, S<br>(1, 6)<br>(9, PH)   |                  |            | 0-0<br>P4  |                                       | 0-0<br>SH5-4<br>SH<br>1B   |           | 0-0<br>F8 |                  | 0-0<br>F8 | 3 0 1 0 0 0 0<br>1 0 0 0 0 0 0                  |
| John Denny, R<br>OBP: 0.174, SLG: 0.095<br>John Wockenfuss, R<br>OBP: 0.348, SLG: 0.167<br>(1, 1)<br>(9, PH)  |                  |            | 0-0<br>5-3 |                                       | 0-0<br>SH<br>SH5-4<br>1-2  |           | 0-0<br>1B |                  | 0-0<br>1B | 2 0 1 0 0 0 0<br>1 0 1 0 0 0 0                  |

| Inning Stats  | R: 0<br>E: 0<br>K: 1<br>S: 6 | H: 1<br>LOB: 1<br>BB: 0<br>P: 6 | R: 0<br>E: 0<br>K: 1<br>S: 5 | H: 0<br>LOB: 0<br>BB: 0<br>P: 5 | R: 0<br>E: 0<br>K: 1<br>S: 7 | H: 2<br>LOB: 2<br>BB: 0<br>P: 7 | R: 0<br>E: 0<br>K: 0<br>S: 3 | H: 1<br>LOB: 1<br>BB: 1<br>P: 7 | R: 0<br>E: 1<br>K: 1<br>S: 7 | H: 1<br>LOB: 2<br>BB: 0<br>P: 7 | R: 0<br>E: 0<br>K: 1<br>S: 5 | H: 0<br>LOB: 0<br>BB: 0<br>P: 5 | R: 0<br>E: 0<br>K: 1<br>S: 6 | H: 1<br>LOB: 1<br>BB: 0<br>P: 6 | R: 0<br>E: 0<br>K: 1<br>S: 6 | H: 2<br>LOB: 2<br>BB: 1<br>P: 10 | R: 0<br>E: 0<br>K: 1<br>S: 6 | H: 1<br>LOB: 1<br>BB: 0<br>P: 6 | 1B: 7<br>2B: 2<br>3B: 0<br>HR: 0 | SF: 0<br>SAC: 2<br>DP: 1<br>HBP: 0 | WP: 0<br>PB: 0<br>SB: 0<br>CS: 0 | PA: 37<br>ERA<br>WHIP |
|---|------------------------------|---------------------------------|------------------------------|---------------------------------|------------------------------|---------------------------------|------------------------------|---------------------------------|------------------------------|---------------------------------|------------------------------|---------------------------------|------------------------------|---------------------------------|------------------------------|----------------------------------|------------------------------|---------------------------------|----------------------------------|------------------------------------|----------------------------------|-----------------------|
| PITCHER   | IP                           | WLS                             | BF                           | H                               | R                            | ER                              | SO                           | BB                              | IBB                          | HBP                             | BLK                          | WP                              | HR                           | S                               | P                            | ERA                              | WHIP                         |                                 |                                  |                                    |                                  |                       |
| Dave Dravecky, L<br>ERA: 2.74<br>Rich Gossage, R<br>ERA: 1.95 | (1, 1)<br>(8, 1)             | 7.1<br>S                        | 30<br>7                      | 6<br>3                          | 0<br>0                       | 0<br>0                          | 7<br>1                       | 2<br>0                          | 0<br>0                       | 0<br>0                          | 0<br>0                       | 0<br>0                          | 0<br>0                       | 42<br>9                         | 50<br>9                      | 0.00<br>0.00                     | 1.091<br>1.800               |                                 |                                  |                                    |                                  |                       |

BOTTOM

San Diego Padres @ Philadelphia Phillies  
Veterans Stadium, Philadelphia, PA  
Fri May 24 1985, 7:05 PM EDT  
Att. 20,262 - Unknown

livebaseballscorecards.com

|     |    |
|-----|----|
| AB  | 33 |
| R   | 0  |
| H   | 9  |
| RBI | 0  |
| BB  | 2  |
| SO  | 8  |
| LOB | 15 |





| Batter   | 1   | 2                               | 3                            | 4                                | 5                            | 6                               | 7                            | 8                               | 9                            | AB R H RBI BB SO LOB            | TOP                          |                                  |                              |                                 |                              |                                 |                              |                                 |                                  |                                    |                                  |        |
|--|---|---------------------------------|------------------------------|----------------------------------|------------------------------|---------------------------------|------------------------------|---------------------------------|------------------------------|---------------------------------|------------------------------|----------------------------------|------------------------------|---------------------------------|------------------------------|---------------------------------|------------------------------|---------------------------------|----------------------------------|------------------------------------|----------------------------------|--------|
| <b>Bobby Brown, S</b> (1, 8)<br>OBP: 0.118, SLG: 0.125     | 0-0<br>F8   | 0-0<br>F8                       |                              |                                  | 0-0<br>G3                    |                                 | 0-0<br>F8                    |                                 | 0-0<br>G3                    | 5 0 0 0 0 0 3                   |                              |                                  |                              |                                 |                              |                                 |                              |                                 |                                  |                                    |                                  |        |
| <b>Al Bumbry, L</b> (1, 7)<br>OBP: 0.359, SLG: 0.351       | 0-0<br>G3   | 0-0<br>1-3                      |                              |                                  | 0-0<br>4-3                   |                                 | 0-0<br>F8                    |                                 | 0-0<br>G3                    | 5 0 0 0 0 0 3                   |                              |                                  |                              |                                 |                              |                                 |                              |                                 |                                  |                                    |                                  |        |
| <b>Tony Gwynn, L</b> (1, 9)<br>OBP: 0.355, SLG: 0.452      | 0-0<br>3-1  |                                 |                              | 0-0<br>F7                        |                              | 0-0<br>2B                       |                              | 0-0<br>F8                       |                              | 4 1 1 0 0 0 0                   |                              |                                  |                              |                                 |                              |                                 |                              |                                 |                                  |                                    |                                  |        |
| <b>Graig Nettles, L</b> (1, 5)<br>OBP: 0.429, SLG: 0.412   |   | 4-0<br>1B<br>1B<br>BB           |                              | 0-0<br>F3                        |                              | 0-0<br>2B                       |                              | 4-0<br>BB                       |                              | 2 1 1 1 2 0 0                   |                              |                                  |                              |                                 |                              |                                 |                              |                                 |                                  |                                    |                                  |        |
| <b>Steve Garvey, R</b> (1, 3)<br>OBP: 0.307, SLG: 0.472    |   | 0-0<br>F8                       |                              | 0-0<br>F2                        |                              | 0-0<br>6-3                      |                              | 0-0<br>F9                       |                              | 4 0 0 0 0 0 3                   |                              |                                  |                              |                                 |                              |                                 |                              |                                 |                                  |                                    |                                  |        |
| <b>Terry Kennedy, L</b> (1, 2)<br>OBP: 0.297, SLG: 0.434   |   | 0-0<br>1B<br>1-2<br>1B          |                              | 0-0<br>F8                        |                              | 0-3<br>K                        |                              | 0-3<br>K                        |                              | 4 1 1 0 0 2 1                   |                              |                                  |                              |                                 |                              |                                 |                              |                                 |                                  |                                    |                                  |        |
| <b>Garry Templeton, S</b> (1, 6)<br>OBP: 0.290, SLG: 0.388 |   | 0-0<br>1B<br>1-3<br>2-H<br>SH   |                              | 0-3<br>K                         |                              | 0-3<br>K                        |                              | 0-0<br>F8                       |                              | 4 1 1 1 0 2 1                   |                              |                                  |                              |                                 |                              |                                 |                              |                                 |                                  |                                    |                                  |        |
| <b>Tim Flannery, L</b> (1, 4)<br>OBP: 0.382, SLG: 0.371    |   | 0-0<br>F8<br>SH                 |                              | 4-0<br>FC6                       |                              | 4-0<br>BB                       |                              | 0-0<br>G3<br>SH1-4              |                              | 2 0 2 1 2 0 0                   |                              |                                  |                              |                                 |                              |                                 |                              |                                 |                                  |                                    |                                  |        |
| <b>Andy Hawkins, R</b> (1, 1)<br>OBP: 0.182, SLG: 0.143    |   | 0-0<br>SH                       |                              | 0-0<br>FC6                       |                              | 0-0<br>F9                       |                              | 0-0<br>SH1-4                    |                              | 2 0 0 1 0 0 2                   |                              |                                  |                              |                                 |                              |                                 |                              |                                 |                                  |                                    |                                  |        |
| <b>Inning Stats</b>  | R: 0<br>E: 0<br>K: 0<br>S: 3                          | H: 0<br>LOB: 0<br>BB: 0<br>P: 3 | R: 3<br>E: 0<br>K: 0<br>S: 7 | H: 3<br>LOB: 2<br>BB: 1<br>P: 11 | R: 0<br>E: 0<br>K: 0<br>S: 3 | H: 0<br>LOB: 0<br>BB: 0<br>P: 3 | R: 0<br>E: 0<br>K: 1<br>S: 5 | H: 0<br>LOB: 1<br>BB: 1<br>P: 9 | R: 1<br>E: 0<br>K: 0<br>S: 5 | H: 2<br>LOB: 1<br>BB: 0<br>P: 5 | R: 0<br>E: 0<br>K: 2<br>S: 7 | H: 0<br>LOB: 1<br>BB: 1<br>P: 11 | R: 0<br>E: 0<br>K: 0<br>S: 3 | H: 0<br>LOB: 0<br>BB: 0<br>P: 3 | R: 0<br>E: 0<br>K: 1<br>S: 5 | H: 0<br>LOB: 1<br>BB: 1<br>P: 9 | R: 0<br>E: 0<br>K: 0<br>S: 4 | H: 1<br>LOB: 1<br>BB: 0<br>P: 4 | 1B: 4<br>2B: 2<br>3B: 0<br>HR: 0 | SF: 0<br>SAC: 2<br>DP: 0<br>HBP: 0 | WP: 0<br>PB: 0<br>SB: 0<br>CS: 0 | PA: 38 |
| <b>PITCHER</b>   | IP WLS BF H R ER SO BB IBB HBP BLK WP HR S P ERA WHIP |                                 |                              |                                  |                              |                                 |                              |                                 |                              |                                 |                              |                                  |                              |                                 |                              |                                 |                              |                                 |                                  |                                    |                                  |        |
| <b>Charles Hudson, R</b> (1, 1)<br>ERA: 2.82               | 5.0 L 23 5 4 4 1 2 0 0 0 0 0 0 23 31 7.20 1.400       |                                 |                              |                                  |                              |                                 |                              |                                 |                              |                                 |                              |                                  |                              |                                 |                              |                                 |                              |                                 |                                  |                                    |                                  |        |
| <b>Dave Rucker, L</b> (6, 1)<br>ERA: 3.65                  | 2.0 7 0 0 0 2 1 0 0 0 0 0 0 10 14 0.00 0.500          |                                 |                              |                                  |                              |                                 |                              |                                 |                              |                                 |                              |                                  |                              |                                 |                              |                                 |                              |                                 |                                  |                                    |                                  |        |
| <b>Don Carman, L</b> (8, 1)<br>ERA: 0.55                   | 1.0 4 0 0 0 1 1 0 0 0 0 0 0 5 9 0.00 1.000            |                                 |                              |                                  |                              |                                 |                              |                                 |                              |                                 |                              |                                  |                              |                                 |                              |                                 |                              |                                 |                                  |                                    |                                  |        |
| <b>Kent Tekulve, R</b> (9, 1)<br>ERA: 3.8                  | 1.0 4 1 0 0 0 0 0 0 0 0 0 0 4 4 0.00 1.000            |                                 |                              |                                  |                              |                                 |                              |                                 |                              |                                 |                              |                                  |                              |                                 |                              |                                 |                              |                                 |                                  |                                    |                                  |        |

San Diego Padres @ Philadelphia Phillies  
Veterans Stadium, Philadelphia, PA  
Sat May 25 1985, 7:05 PM EDT  
Att. 20,539 - Unknown

|     |    |
|-----|----|
| AB  | 32 |
| R   | 4  |
| H   | 6  |
| RBI | 4  |
| BB  | 4  |
| SO  | 4  |
| LOB | 13 |



|       |        |
|-------|--------|
| WP: 0 | PA: 38 |
| PB: 0 |        |
| SB: 0 |        |
| CS: 0 |        |

| Batter   | 1       | 2       | 3       | 4               | 5          | 6       | 7         | 8              | 9       | AB | R | H | RBI | BB | SO | LOB |
|--|---------|---------|---------|-----------------|------------|---------|-----------|----------------|---------|----|---|---|-----|----|----|-----|
| Jeff Stone, L (1, 7)<br>OBP: 0.288, SLG: 0.327   | 0-0 F7  |         | 0-3 K   |                 |            | 0-0 4-3 |           | 0-0 L3         |         | 4  | 0 | 0 | 0   | 0  | 1  | 0   |
| Tim Corcoran, L (1, 3)<br>OBP: 0.362, SLG: 0.319   | 0-0 4-3 |         |         | 0-0 G4-6-3 1B   |            | 0-0 F6  |           | 4-0 FC4-6 BB   |         | 3  | 0 | 1 | 0   | 1  | 0  | 0   |
| Mike Schmidt, R (1, 5)<br>OBP: 0.307, SLG: 0.349   | 0-0 2B  |         |         | 0-0 F9          |            | 0-0 1B  |           | 0-0 F8         |         | 4  | 0 | 2 | 0   | 0  | 0  | 2   |
| Von Hayes, L (1, 8)<br>OBP: 0.409, SLG: 0.480  | 0-0 3-1 |         |         | 0-0 G4-6-3 1-2f |            | 0-0 F9  |           | 0-0 FC4-6 1-2f |         | 4  | 0 | 0 | 0   | 0  | 0  | 4   |
| Glenn Wilson, R (1, 9)<br>OBP: 0.295, SLG: 0.454   |         | 0-0 6-3 |         |                 | 0-0 1B 1B  |         | 0-0 1-3   |                | 0-0 F9  | 4  | 0 | 1 | 0   | 0  | 0  | 0   |
| Ozzie Virgil, R (1, 2)<br>OBP: 0.364, SLG: 0.462   |         | 0-0 F9  |         |                 | 0-0 F7     |         | 0-0 F7    |                | 0-0 HR  | 4  | 1 | 1 | 1   | 0  | 0  | 1   |
| Juan Samuel, R (1, 4)<br>OBP: 0.258, SLG: 0.357  |         | 0-0 F5  |         |                 | 0-0 1-2 1B |         | 4-0 BB BB |                | 0-0 6-3 | 3  | 0 | 1 | 0   | 1  | 0  | 0   |
| Steve Jeltz, S (1, 6)<br>Derrel Thomas, S (7, PH) (8, 6)   |         |         | 0-3 K   |                 | 0-3 K      |         | 4-0 BB BB |                | 0-0 4-3 | 2  | 0 | 0 | 0   | 0  | 2  | 2   |
| Charles Hudson, S (1, 1)<br>John Russell, R (5, PH)<br>Dave Ruckler, L (6, 1)<br>Greg Gross, L (7, PH)<br>Don Carman, L (8, 1)<br>Kent Tekulve, R (9, 1) |         |         | 0-0 6-3 |                 | 0-0 F7     |         | 0-3 K     |                |         | 1  | 0 | 0 | 0   | 0  | 0  | 0   |

| Inning Stats                                   | R: 0 | H: 1 | E: 0 | LOB: 1 | K: 0 | BB: 0 | S: 4 | P: 4 | R: 0 | H: 0 | E: 0 | LOB: 0 | K: 0 | BB: 0 | S: 3 | P: 3 | R: 0 | H: 1 | E: 0 | LOB: 0 | K: 0 | BB: 0 | S: 3 | P: 3 | R: 0 | H: 2 | E: 0 | LOB: 2 | K: 1 | BB: 0 | S: 7 | P: 7 | R: 0 | H: 1 | E: 0 | LOB: 1 | K: 0 | BB: 0 | S: 4 | P: 4 | R: 0 | H: 0 | E: 0 | LOB: 2 | K: 1 | BB: 2 | S: 5 | P: 13 | R: 0 | H: 0 | E: 0 | LOB: 1 | K: 0 | BB: 1 | S: 3 | P: 7 | R: 1 | H: 1 | E: 0 | LOB: 0 | K: 0 | BB: 0 | S: 4 | P: 4 | 1B: 4 | SF: 0 | 2B: 1 | SAC: 0 | 3B: 0 | DP: 1 | HR: 1 | HBP: 0 | WP: 0 | PA: 35 |
|--|------|------|------|--------|------|-------|------|------|------|------|------|--------|------|-------|------|------|------|------|------|--------|------|-------|------|------|------|------|------|--------|------|-------|------|------|------|------|------|--------|------|-------|------|------|------|------|------|--------|------|-------|------|-------|------|------|------|--------|------|-------|------|------|------|------|------|--------|------|-------|------|------|-------|-------|-------|--------|-------|-------|-------|--------|-------|--------|
| PITCHER<br>Andy Hawkins, R (1, 1)<br>ERA: 2.61 | IP   | WLS  | BF   | H      | R    | ER    | SO   | BB   | IBB  | HBP  | BLK  | WP     | HR   | S     | P    | ERA  | WHIP | IP   | WLS  | BF     | H    | R     | ER   | SO   | BB   | IBB  | HBP  | BLK    | WP   | HR    | S    | P    | ERA  | WHIP | IP   | WLS    | BF   | H     | R    | ER   | SO   | BB   | IBB  | HBP    | BLK  | WP    | HR   | S     | P    | ERA  | WHIP |        |      |       |      |      |      |      |      |        |      |       |      |      |       |       |       |        |       |       |       |        |       |        |


**BOTTOM**

**San Diego Padres @ Philadelphia Phillies**  
Veterans Stadium, Philadelphia, PA

Sat May 25 1985, 7:05 PM EDT  
Att. 20,539 - Unknown

livebaseballscorecards.com

|     |    |
|-----|----|
| AB  | 32 |
| R   | 1  |
| H   | 6  |
| RBI | 1  |
| BB  | 3  |
| SO  | 4  |
| LOB | 13 |





| Batter  | 1   | 2                               | 3                            | 4                               | 5                             | 6                               | 7                            | 8                                | 9                              | AB R H RBI BB SO LOB            | TOP  |                                 |   |                                 |                              |                                  |                                  |                                    |                                  |        |
|---|---|---------------------------------|------------------------------|---------------------------------|-------------------------------|---------------------------------|------------------------------|----------------------------------|--------------------------------|---------------------------------|--|---------------------------------|---|---------------------------------|------------------------------|----------------------------------|----------------------------------|------------------------------------|----------------------------------|--------|
| Jerry Royster, R<br>OBP: 0.228, SLG: 0.286<br>(1, 4)<br>(7, 5)  | 0-0<br>F9   |                                 |                              | 0-0<br>F8                       | 0-0<br>1B<br>SF7<br>2-H<br>2B | 0-0<br>F8                       |                              |                                  | 0-0<br>SH1-4                   | 4 1 1 1 0 0 2                   | <b>San Diego Padres @ Philadelphia Phillies</b><br>Veterans Stadium, Philadelphia, PA<br>Sun May 26 1985, 3:33 AM EDT<br>Att: 40,182 - Unknown<br><a href="http://livebaseballscorecards.com">livebaseballscorecards.com</a> |                                 |   |                                 |                              |                                  |                                  |                                    |                                  |        |
| Tony Gwynn, L<br>OBP: 0.362, SLG: 0.453<br>(1, 9)   | 0-0<br>F6   |                                 |                              | 0-0<br>BB<br>1B                 | 0-0<br>SF7<br>1B              |                                 | 0-0<br>F8                    | 4-0<br>HR<br>IBB                 | 4 2 2 0 1 0 0                  |                                 |  |                                 |   |                                 |                              |                                  |                                  |                                    |                                  |        |
| Steve Garvey, R<br>OBP: 0.304, SLG: 0.467<br>(1, 3)   | 0-0<br>F8   |                                 |                              | 0-0<br>F9                       | 0-0<br>SF7                    |                                 | 0-0<br>1B                    | 0-0<br>F3                        | 4 0 1 1 0 0 3                  |                                 |  |                                 |   |                                 |                              |                                  |                                  |                                    |                                  |        |
| Kevin McReynolds, R<br>OBP: 0.315, SLG: 0.412<br>(1, 8)   |   | 0-0<br>F7                       |                              | 0-0<br>BB<br>1B                 | 0-0<br>FC6-4<br>1B            |                                 | 0-0<br>F8                    | 0-0<br>HR                        | 5 1 3 4 0 0 1                  |                                 |  |                                 |   |                                 |                              |                                  |                                  |                                    |                                  |        |
| Kurt Bevacqua, R<br>OBP: 0.533, SLG: 0.455<br>Tim Flannery, L<br>OBP: 0.379, SLG: 0.367<br>(1, 5)<br>(7, 4) |   | 0-0<br>F4                       |                              | 4-0<br>BB                       | 0-0<br>FC6-4                  |                                 | 0-3<br>K                     | 0-0<br>G3                        | 3 0 0 0 1 1 2<br>1 0 0 0 0 0 0 |                                 |  |                                 |   |                                 |                              |                                  |                                  |                                    |                                  |        |
| Carmelo Martinez, R<br>OBP: 0.328, SLG: 0.450<br>(1, 7)   |   | 0-0<br>5-3                      |                              | 0-3<br>K                        |                               | 4-0<br>BB                       | 0-0<br>F9                    |                                  | 3 0 0 0 1 1 3                  |                                 |  |                                 |   |                                 |                              |                                  |                                  |                                    |                                  |        |
| Bruce Bochy, R<br>OBP: 0.227, SLG: 0.364<br>(1, 2)  |   |                                 | 0-3<br>K                     |                                 | 0-0<br>HR                     | 0-0<br>G5-4-3                   | 0-0<br>6-3                   |                                  | 4 1 1 1 0 1 1                  |                                 |  |                                 |   |                                 |                              |                                  |                                  |                                    |                                  |        |
| Garry Templeton, S<br>OBP: 0.289, SLG: 0.384<br>(1, 6)  |   |                                 | 0-3<br>K                     |                                 | 0-0<br>E5<br>SH1-4<br>2B      | 0-0<br>1B                       | 0-0<br>5-3                   |                                  | 4 1 1 0 0 1 0                  |                                 |  |                                 |   |                                 |                              |                                  |                                  |                                    |                                  |        |
| LaMarr Hoyt, R<br>OBP: 0.095, SLG: 0.095<br>Rich Gossage, R<br>(8, 1)                                       |   |                                 | 0-0<br>F8                    |                                 | 0-0<br>SH1-4                  | 0-0<br>1B                       |                              | 4-0<br>HR<br>BB                  | 2 0 1 0 0 0 0<br>0 1 0 0 1 0 0 |                                 |  |                                 |   |                                 |                              |                                  |                                  |                                    |                                  |        |
| <b>Inning Stats</b>   | R: 0<br>E: 0<br>K: 0<br>S: 3  | H: 0<br>LOB: 0<br>BB: 0<br>P: 3 | R: 0<br>E: 0<br>K: 0<br>S: 3 | H: 0<br>LOB: 0<br>BB: 0<br>P: 3 | R: 0<br>E: 0<br>K: 2<br>S: 7  | H: 0<br>LOB: 0<br>BB: 0<br>P: 7 | R: 0<br>E: 0<br>K: 1<br>S: 7 | H: 2<br>LOB: 3<br>BB: 1<br>P: 11 | R: 4<br>E: 1<br>K: 0<br>S: 8   | H: 4<br>LOB: 1<br>BB: 0<br>P: 8 | R: 0<br>E: 0<br>K: 1<br>S: 6   | H: 1<br>LOB: 1<br>BB: 0<br>P: 6 | R: 0<br>E: 0<br>K: 0<br>S: 3  | H: 0<br>LOB: 0<br>BB: 0<br>P: 3 | R: 3<br>E: 0<br>K: 0<br>S: 4 | H: 1<br>LOB: 0<br>BB: 2<br>P: 12 | 1B: 7<br>2B: 1<br>3B: 0<br>HR: 2 | SF: 1<br>SAC: 2<br>DP: 1<br>HBP: 0 | WP: 0<br>PB: 0<br>SB: 0<br>CS: 0 | PA: 41 |
| <b>PITCHER</b>  | IP<br>WLS<br>BF<br>H<br>R<br>ER<br>SO<br>BB<br>IBB<br>HBP<br>BLK<br>WP<br>HR<br>S<br>P<br>ERA<br>WHIP |                                 |                              |                                 |                               |                                 |                              |                                  |                                |                                 |  | <b>PITCHER</b>                  | IP<br>WLS<br>BF<br>H<br>R<br>ER<br>SO<br>BB<br>IBB<br>HBP<br>BLK<br>WP<br>HR<br>S<br>P<br>ERA<br>WHIP |                                 |                              |                                  |                                  |                                    |                                  |        |
| Steve Carlton, L<br>ERA: 2.15<br>(1, 1)   | 6.1<br>L<br>30<br>9<br>4<br>1<br>3<br>2<br>0<br>0<br>0<br>0<br>1<br>34<br>42<br>1.42<br>1.737         |                                 |                              |                                 |                               |                                 |                              |                                  |                                |                                 |  |                                 |   |                                 |                              |                                  |                                  |                                    |                                  |        |
| Larry Andersen, R<br>ERA: 3.96<br>(7, 1)  | 0.2<br>2<br>0<br>0<br>0<br>1<br>0<br>0<br>0<br>0<br>0<br>0<br>4<br>4<br>0.00<br>0.000                 |                                 |                              |                                 |                               |                                 |                              |                                  |                                |                                 |  |                                 |   |                                 |                              |                                  |                                  |                                    |                                  |        |
| Rocky Childress, R<br>ERA: 12.27<br>(8, 1)  | 2.0<br>9<br>1<br>3<br>3<br>0<br>1<br>1<br>0<br>0<br>0<br>1<br>7<br>15<br>13.50<br>1.000               |                                 |                              |                                 |                               |                                 |                              |                                  |                                |                                 |  |                                 |   |                                 |                              |                                  |                                  |                                    |                                  |        |



| Batter  | 1                 | 2                                      | 3               | 4                     | 5          | 6                | 7                | 8                | 9                    | AB | R | H | RBI | BB | SO | LOB |
|---|-------------------|--|-----------------|-----------------------|------------|------------------|------------------|------------------|----------------------|----|---|---|-----|----|----|-----|
| Greg Gross, L (1, 7)<br>OBP: 0.269, SLG: 0.292    | 0-0<br>4-3<br>1B  | 0-0<br>F8                              |                 |                       | 0-0<br>3B  |                  | 0-0<br>F7        |                  | 0-0<br>FC5-4<br>1B   | 5  | 0 | 3 | 0   | 0  | 0  | 3   |
| Tim Corcoran, L (1, 3)<br>OBP: 0.355, SLG: 0.305  | 0-0<br>4-3<br>1-2 |  | 0-0<br>F9       |                       | 4-0<br>BB  |                  | 0-0<br>F7        |                  | 0-0<br>F7            | 4  | 0 | 0 | 0   | 1  | 0  | 3   |
| Mike Schmidt, R (1, 5)<br>OBP: 0.304, SLG: 0.351  | 0-0<br>6-3        |  | 0-0<br>F8       |                       | 0-0<br>F9  |                  | 0-0<br>1-H<br>2B |                  | 0-0<br>FC5-4<br>1-2f | 5  | 0 | 1 | 1   | 0  | 0  | 4   |
| Von Hayes, L (1, 8)<br>OBP: 0.406, SLG: 0.474     | 0-0<br>4-3        |  | 0-0<br>CS<br>1B |                       |            | 0-0<br>F1        | 0-0<br>F8        |                  |                      | 4  | 0 | 1 | 0   | 0  | 0  | 2   |
| Glenn Wilson, R (1, 9)<br>OBP: 0.307, SLG: 0.458  |                   | 0-0<br>E5<br>FC5-4                     | 0-0<br>CS       | 0-0<br>G6-4-3<br>1B   |            | 0-0<br>2B<br>1B  |                  | 4-0<br>2B<br>BB  |                      | 3  | 0 | 2 | 0   | 1  | 0  | 0   |
| Garry Maddox, R (9, 8)<br>OBP: 0.306, SLG: 0.351  |                   |  |                 |                       |            |                  |                  |                  |                      | 0  | 0 | 0 | 0   | 0  | 0  | 0   |
| Ozzie Virgil, R (1, 2)<br>OBP: 0.360, SLG: 0.463  |                   | 0-0<br>FC5-4<br>E<br>1B<br>SF8<br>1-2f |                 | 0-0<br>G6-4-3<br>1-2f |            | 0-0<br>1-3<br>2B |                  | 0-3<br>K         |                      | 4  | 1 | 1 | 0   | 0  | 1  | 3   |
| Juan Samuel, R (1, 4)<br>OBP: 0.264, SLG: 0.366   |                   | 0-0<br>E8<br>1-3<br>1B                 |                 | 0-0<br>5-3            |            | 0-0<br>F8        |                  | 0-0<br>1-H<br>2B |                      | 4  | 0 | 2 | 0   | 0  | 0  | 2   |
| Luis Aguayo, R (1, 6)<br>OBP: 0.317, SLG: 0.353   |                   | 1-0<br>HBP                             |                 |                       | 0-0<br>F9  | 0-0<br>5-3       |                  | 0-3<br>K         |                      | 3  | 0 | 0 | 0   | 0  | 1  | 3   |
| Steve Carlton, L (1, 1)<br>OBP: 0.167, SLG: 0.235 |                   | 0-0<br>SF8                             |                 |                       | 0-0<br>5-3 |                  |                  |                  | 0-0<br>F4            | 1  | 0 | 0 | 1   | 0  | 0  | 0   |
| Larry Andersen, R (7, 1)                          |                   |  |                 |                       |            |                  |                  |                  |                      | 0  | 0 | 0 | 0   | 0  | 0  | 0   |
| Jeff Stone, L (7, PH)<br>OBP: 0.294, SLG: 0.333   |                   |  |                 |                       |            |                  |                  |                  |                      | 1  | 1 | 1 | 0   | 0  | 0  | 0   |
| Rocky Childress, R (8, 1)                         |                   |  |                 |                       |            |                  |                  |                  |                      | 0  | 0 | 0 | 0   | 0  | 0  | 0   |
| Derrel Thomas, S (9, PH)                          |                   | 3-H                                    |                 |                       |            |                  |                  |                  |                      | 1  | 0 | 0 | 0   | 0  | 0  | 0   |

| Inning Stats | R: 0 | H: 1 | E: 0 | LOB: 1 | K: 0 | S: 4 | P: 4 | R: 1 | H: 1 | E: 2 | LOB: 2 | K: 0 | S: 5 | P: 6 | R: 0 | H: 1 | E: 0 | LOB: 0 | K: 0 | S: 3 | R: 0 | H: 1 | E: 0 | LOB: 0 | K: 0 | S: 3 | R: 0 | H: 1 | E: 0 | LOB: 2 | K: 0 | S: 4 | R: 1 | H: 2 | E: 0 | LOB: 2 | K: 0 | S: 5 | R: 0 | H: 2 | E: 0 | LOB: 1 | K: 2 | S: 7 | R: 0 | H: 1 | E: 0 | LOB: 1 | K: 0 | S: 4 | R: 0 | H: 1 | E: 0 | LOB: 1 | K: 0 | S: 4 | 1B: 7 | SF: 1 | 2B: 3 | SAC: 0 | 3B: 1 | DP: 1 | HR: 0 | HBP: 1 | WP: 0 | PA: 40 |
|--------------|------|------|------|--------|------|------|------|------|------|------|--------|------|------|------|------|------|------|--------|------|------|------|------|------|--------|------|------|------|------|------|--------|------|------|------|------|------|--------|------|------|------|------|------|--------|------|------|------|------|------|--------|------|------|------|------|------|--------|------|------|-------|-------|-------|--------|-------|-------|-------|--------|-------|--------|
|--------------|------|------|------|--------|------|------|------|------|------|------|--------|------|------|------|------|------|------|--------|------|------|------|------|------|--------|------|------|------|------|------|--------|------|------|------|------|------|--------|------|------|------|------|------|--------|------|------|------|------|------|--------|------|------|------|------|------|--------|------|------|-------|-------|-------|--------|-------|-------|-------|--------|-------|--------|

| PITCHER                             | IP  | WLS | BF | H | R | ER | SO | BB | IBB | HBP | BLK | WP | HR | S  | P  | ERA  | WHIP  |
|-------------------------------------|-----|-----|----|---|---|----|----|----|-----|-----|-----|----|----|----|----|------|-------|
| LaMarr Hoyt, R (1, 1)<br>ERA: 3.92  | 7.0 | W   | 32 | 9 | 2 | 1  | 0  | 2  | 0   | 0   | 0   | 0  | 0  | 29 | 38 | 1.29 | 1.571 |
| Rich Gossage, R (8, 1)<br>ERA: 1.82 | 2.0 | S   | 7  | 2 | 0 | 0  | 2  | 0  | 0   | 0   | 0   | 0  | 0  | 11 | 11 | 0.00 | 1.000 |

**BOTTOM**

**San Diego Padres @ Philadelphia Phillies**  
Veterans Stadium, Philadelphia, PA

Sun May 26 1985, 3:33 AM EDT  
Att. 40,182 - Unknown

|            |           |
|------------|-----------|
| <b>AB</b>  | <b>35</b> |
| <b>R</b>   | <b>2</b>  |
| <b>H</b>   | <b>11</b> |
| <b>RBI</b> | <b>2</b>  |
| <b>BB</b>  | <b>2</b>  |
| <b>SO</b>  | <b>2</b>  |
| <b>LOB</b> | <b>20</b> |







| Batter   | 1                     | 2                       | 3                      | 4                       | 5               | 6                               | 7         | 8                      | 9 | AB | R | H | RBI | BB | SO | LOB |
|--|-----------------------|-------------------------|------------------------|-------------------------|-----------------|---------------------------------|-----------|------------------------|---|----|---|---|-----|----|----|-----|
| Jeff Stone, L<br>OBP: 0.306, SLG: 0.345 (1, 7)   | 0-0<br>G6-4-3<br>1B   | 0-0<br>F7               |                        |                         | 0-0<br>L4       | 0-0<br>1-3<br>2-H<br>1B         |           | 0-0<br>2-3<br>1B       |   | 5  | 0 | 3 | 1   | 0  | 0  | 0   |
| Juan Samuel, R<br>OBP: 0.267, SLG: 0.369 (1, 4)  | 0-0<br>G6-4-3<br>1-2f |                         | 4-0<br>1B<br>1B<br>BB  |                         | 0-0<br>HR<br>2B | 0-0<br>4-3                      |           | 0-0<br>L4              |   | 4  | 2 | 1 | 0   | 1  | 0  | 4   |
| Von Hayes, L<br>OBP: 0.402, SLG: 0.465 (1, 8)<br>(8, 9)  | 0-0<br>G3             |                         | 0-0<br>F5              |                         | 4-0<br>HR<br>BB |                                 | 0-0<br>G3 |                        |   | 3  | 1 | 0 | 0   | 1  | 0  | 1   |
| Mike Schmidt, R<br>OBP: 0.315, SLG: 0.391 (1, 5)   |                       | 0-0<br>G3<br>1B<br>2B   | 0-0<br>1B<br>1-2<br>1B |                         | 0-0<br>HR       |                                 | 0-0<br>F5 |                        |   | 4  | 2 | 3 | 3   | 0  | 0  | 0   |
| Glenn Wilson, R<br>OBP: 0.306, SLG: 0.453 (1, 9)<br>Kent Tekulve, R (8, 1)   |                       | 0-0<br>6-3              | 0-0<br>1B<br>2B        | 0-0<br>1-3<br>2-H<br>1B | 0-0<br>L5       |                                 | 0-0<br>F8 |                        |   | 4  | 0 | 1 | 1   | 0  | 0  | 1   |
| John Wockenfuss, R<br>OBP: 0.308, SLG: 0.143 (1, 3)<br>Garry Maddox, R (8, 8)<br>OBP: 0.317, SLG: 0.362  |                       | 0-0<br>G3<br>2-3        | 0-0<br>F3              |                         | 0-0<br>F3       |                                 |           | 0-0<br>2B<br>SF8<br>1B |   | 3  | 0 | 0 | 0   | 0  | 0  | 2   |
| Ozzie Virgil, R<br>OBP: 0.371, SLG: 0.472 (1, 2)   |                       | 4-0<br>1B<br>HR<br>BB   |                        | 0-0<br>6-3              |                 | 4-0<br>FC5<br>SH<br>BB          |           | 0-0<br>1B<br>1-3<br>2B |   | 2  | 1 | 1 | 0   | 2  | 0  | 0   |
| Steve Jeltz, S<br>OBP: 0.280, SLG: 0.214 (1, 6)  |                       | 0-0<br>1-2<br>3-H<br>1B |                        | 0-3<br>K                |                 | 0-0<br>SH<br>FC5<br>1B          |           | 0-0<br>5-3             |   | 3  | 2 | 1 | 1   | 0  | 1  | 2   |
| Shane Rawley, R (1, 1)<br>Pat Zachry, R (2, 1)<br>John Russell, R (2, PH)<br>Rocky Chidress, R (3, 1)<br>Dave Rucker, L (5, 1)<br>Larry Andersen, R (6, 1)<br>Tim Corcoran, L (6, 3) |                       | 0-0<br>1-H<br>2-H<br>HR |                        | 0-3<br>K                |                 | 0-0<br>FC5<br>1B<br>1-2<br>2-3f |           | 0-0<br>SF8<br>3-H      |   | 0  | 0 | 0 | 0   | 0  | 0  | 0   |

| Inning Stats | R: 0 | H: 1 | E: 0 | K: 0 | S: 3 | LOB: 0 | BB: 0 | P: 3 | R: 4 | H: 3 | E: 0 | K: 0 | S: 6 | LOB: 0 | BB: 1 | P: 10 | R: 1 | H: 2 | E: 0 | K: 0 | S: 4 | LOB: 1 | BB: 1 | P: 8 | R: 0 | H: 0 | E: 0 | K: 2 | S: 7 | LOB: 0 | BB: 0 | P: 7 | R: 3 | H: 2 | E: 0 | K: 0 | S: 5 | LOB: 0 | BB: 1 | P: 9 | R: 1 | H: 1 | E: 1 | K: 0 | S: 4 | LOB: 1 | BB: 1 | P: 8 | R: 0 | H: 0 | E: 0 | K: 0 | S: 3 | LOB: 0 | BB: 0 | P: 3 | R: 1 | H: 3 | E: 0 | K: 0 | S: 6 | LOB: 2 | BB: 0 | P: 6 |
|--------------|------|------|------|------|------|--------|-------|------|------|------|------|------|------|--------|-------|-------|------|------|------|------|------|--------|-------|------|------|------|------|------|------|--------|-------|------|------|------|------|------|------|--------|-------|------|------|------|------|------|------|--------|-------|------|------|------|------|------|------|--------|-------|------|------|------|------|------|------|--------|-------|------|
|--------------|------|------|------|------|------|--------|-------|------|------|------|------|------|------|--------|-------|-------|------|------|------|------|------|--------|-------|------|------|------|------|------|------|--------|-------|------|------|------|------|------|------|--------|-------|------|------|------|------|------|------|--------|-------|------|------|------|------|------|------|--------|-------|------|------|------|------|------|------|--------|-------|------|


| PITCHER                               | IP  | WLS | BF | H | R | ER | SO | BB | IBB | HBP | BLK | WP | HR | S  | P  | ERA   | WHIP  |
|---------------------------------------|-----|-----|----|---|---|----|----|----|-----|-----|-----|----|----|----|----|-------|-------|
| Mark Thurmond, L (1, 1)<br>ERA: 3.83  | 3.0 |     | 15 | 6 | 5 | 5  | 0  | 2  | 0   | 0   | 0   | 0  | 1  | 13 | 21 | 15.00 | 2.667 |
| Tim Stoddard, R (4, 1)<br>ERA: 6.0    | 2.0 |     | 9  | 2 | 3 | 3  | 2  | 1  | 0   | 0   | 0   | 0  | 1  | 12 | 16 | 13.50 | 1.500 |
| Greg Booker, R (6, 1)<br>ERA: 4.4     | 1.0 |     | 5  | 1 | 1 | 1  | 0  | 1  | 0   | 0   | 0   | 0  | 0  | 4  | 8  | 9.00  | 2.000 |
| Craig Lefferts, L (7, 1)<br>ERA: 5.17 | 2.0 | L   | 9  | 3 | 1 | 1  | 0  | 0  | 0   | 0   | 0   | 0  | 0  | 9  | 9  | 4.50  | 1.500 |

**BOTTOM**

**San Diego Padres @ Philadelphia Phillies**  
Veterans Stadium, Philadelphia, PA


Mon May 27 1985, 3:33 AM EDT  
Att. 27,283 - Unknown

|     |    |
|-----|----|
| AB  | 32 |
| R   | 10 |
| H   | 12 |
| RBI | 10 |
| BB  | 4  |
| SO  | 2  |
| LOB | 12 |



| WP | PA | ERA | WHIP |
|----|----|-----|------|
| 0  | 38 |     |      |



| Batter   | 1   | 2                               | 3                            | 4                               | 5                            | 6                               | 7                            | 8                               | 9                            | AB R H RBI BB SO LOB  | TOP   |                                 |                              |                                 |                              |                                 |                                  |                                    |                                  |                            |
|--|---|---------------------------------|------------------------------|---------------------------------|------------------------------|---------------------------------|------------------------------|---------------------------------|------------------------------|---|---|---------------------------------|------------------------------|---------------------------------|------------------------------|---------------------------------|----------------------------------|------------------------------------|----------------------------------|----------------------------|
| Jeff Stone, L (1, 7)<br>OBP: 0.297, SLG: 0.333   | 0-3<br>K  |                                 | 0-0<br>4-3                   |                                 | 0-0<br>G3                    |                                 | 0-0<br>1-3                   |                                 |                              | 4 0 0 0 0 1 2   |   |                                 |                              |                                 |                              |                                 |                                  |                                    |                                  |                            |
| Rick Schu, R (1, 5)<br>OBP: 0.262, SLG: 0.361  | 0-3<br>K  |                                 |                              | 0-0<br>6-3                      |                              | 0-0<br>L3                       |                              | 1-0<br>BB<br>HBP                |                              | 3 0 0 0 0 1 0   |   |                                 |                              |                                 |                              |                                 |                                  |                                    |                                  |                            |
| Juan Samuel, R (1, 4)<br>OBP: 0.262, SLG: 0.361  | 0-3<br>K  |                                 |                              | 0-0<br>E5<br>5-3                |                              | 0-0<br>6-3                      |                              | 0-0<br>F7                       |                              | 4 0 0 0 0 1 1   |   |                                 |                              |                                 |                              |                                 |                                  |                                    |                                  |                            |
| Mike Schmidt, R (1, 3)<br>OBP: 0.313, SLG: 0.387   |   | 0-0<br>F9                       |                              | 0-0<br>5-3<br>1-2               |                              | 0-0<br>E<br>1B                  |                              | 0-0<br>F5                       |                              | 4 0 1 0 0 0 2   |   |                                 |                              |                                 |                              |                                 |                                  |                                    |                                  |                            |
| Von Hayes, L (1, 8)<br>OBP: 0.399, SLG: 0.456  | 0-3<br>K  |                                 |                              | 0-3<br>K                        |                              | 0-0<br>E6<br>1-2                |                              | 4-0<br>FC5-4<br>BB              |                              | 3 0 0 0 1 2 2   |   |                                 |                              |                                 |                              |                                 |                                  |                                    |                                  |                            |
| Glenn Wilson, R (1, 9)<br>OBP: 0.304, SLG: 0.447   |   | 0-0<br>1B                       |                              |                                 | 0-3<br>K                     | 0-3<br>K                        |                              | 0-0<br>FC5-4<br>1-2f            |                              | 4 0 1 0 0 2 4   |   |                                 |                              |                                 |                              |                                 |                                  |                                    |                                  |                            |
| Ozzie Virgil, R (1, 2)<br>OBP: 0.375, SLG: 0.469   |   | 0-0<br>5-3                      |                              |                                 | 0-0<br>E<br>FC4-6<br>1B      |                                 | 0-0<br>5-3                   | 4-0<br>BB<br>G6-4-3             |                              | 3 1 1 0 1 0 1   | AB 33<br>R 1<br>H 4<br>RBI 1<br>BB 2<br>SO 9<br>LOB 16                                |                                 |                              |                                 |                              |                                 |                                  |                                    |                                  |                            |
| Steve Jeltz, S (1, 6)<br>OBP: 0.271, SLG: 0.207<br>Tim Corcoran, L (9, PH)<br>OBP: 0.345, SLG: 0.299   |   |                                 | 0-0<br>5-3                   |                                 | 0-0<br>E1<br>FC4-6<br>1-3    |                                 | 0-3<br>K                     | 0-0<br>F7                       |                              | 3 0 0 0 0 1 1<br>1 0 0 0 0 0 1  |   |                                 |                              |                                 |                              |                                 |                                  |                                    |                                  |                            |
| Kevin Gross, R (1, 1)<br>OBP: 0.250, SLG: 0.182<br>Dave Rucker, L (2, 1)<br>Greg Gross, L (5, PH)<br>OBP: 0.294, SLG: 0.286<br>Pat Zachry, R (5, 1)<br>Derrel Thomas, S (7, PH)<br>OBP: 0.250, SLG: 0.143<br>Don Garlitski, L (7, 1)<br>John Wockenfuss, R (9, PH)<br>OBP: 0.286, SLG: 0.136 |   |                                 | 0-3<br>K                     |                                 | 0-0<br>FC4-6<br>1-2f<br>3-H  |                                 | 0-0<br>1B                    | 0-0<br>G6-4-3<br>1-2f           |                              | 0 0 0 0 0 0 0<br>1 0 0 0 0 1 0<br>1 0 0 1 0 0 1<br>0 0 0 0 0 0 0<br>1 0 1 0 0 0 0<br>0 0 0 0 0 0 0<br>1 0 0 0 0 0 1 |  |                                 |                              |                                 |                              |                                 |                                  |                                    |                                  |                            |
| <b>Inning Stats</b>  | R: 0<br>E: 0<br>K: 3<br>S: 9  | H: 0<br>LOB: 0<br>BB: 0<br>P: 9 | R: 0<br>E: 0<br>K: 1<br>S: 6 | H: 1<br>LOB: 1<br>BB: 0<br>P: 6 | R: 0<br>E: 0<br>K: 1<br>S: 5 | H: 0<br>LOB: 0<br>BB: 0<br>P: 5 | R: 0<br>E: 1<br>K: 1<br>S: 6 | H: 0<br>LOB: 1<br>BB: 0<br>P: 6 | R: 0<br>E: 1<br>K: 1<br>S: 7 | H: 1<br>LOB: 2<br>BB: 0<br>P: 7   | R: 0<br>E: 0<br>K: 1<br>S: 6  | H: 1<br>LOB: 1<br>BB: 0<br>P: 6 | R: 0<br>E: 0<br>K: 0<br>S: 3 | H: 0<br>LOB: 2<br>BB: 1<br>P: 8 | R: 0<br>E: 0<br>K: 0<br>S: 2 | H: 0<br>LOB: 0<br>BB: 1<br>P: 6 | 1B: 4<br>2B: 0<br>3B: 0<br>HR: 0 | SF: 0<br>SAC: 0<br>DP: 1<br>HBP: 1 | WP: 0<br>PB: 0<br>SB: 0<br>CS: 0 | PA: 36                     |
| <b>PITCHER</b><br>Orel Hershiser, R (1, 1)<br>ERA: 1.7   | IP 9.0<br>WLS W<br>BF 36<br>H 4<br>R 1<br>ER 0<br>SO 9<br>BB 2<br>IBB 0<br>HBP 1<br>BLK 0<br>WP 0<br>HR 0<br>S 51<br>P 60<br>ERA 0.00<br>WHIP 0.667 |                                 |                              |                                 |                              |                                 |                              |                                 |                              |   |   |                                 |                              |                                 |                              |                                 |                                  |                                    |                                  | <b>PITCHER</b><br>ERA WHIP |

Philadelphia Phillies @ Los Angeles Dodgers  
Dodger Stadium, Los Angeles, CA  
Wed May 29 1985, 7:05 PM PDT  
Att: 36,422 - Unknown

livebaseballscorecards.com

| Batter  | 1                       | 2                          | 3                  | 4                     | 5                | 6 | 7                        | 8 | 9 |
|---|-------------------------|----------------------------|--------------------|-----------------------|------------------|---|--------------------------|---|---|
| Steve Sax, R<br>OBP: 0.333, SLG: 0.282<br>(1, 4)  | 4-0<br>PB 1B<br>6-3 BB  | 0-0<br>E9<br>1B<br>1-3 2-H |                    | 0-0<br>5-3            |                  |   | 4-0<br>S SH2-3<br>SF8 BB |   |   |
| R.J. Reynolds, S<br>OBP: 0.284, SLG: 0.354<br>(1, 7)  | 0-0<br>6-3 PB<br>1-2 1B | 0-0<br>1B<br>2-H 3-H       |                    | 4-0<br>G4-6-3<br>BB   |                  |   | 0-0<br>SH2-3<br>1-2      |   |   |
| Ken Landreaux, L<br>OBP: 0.234, SLG: 0.382<br>Candy Maldonado, R<br>OBP: 0.208, SLG: 0.278<br>(7, PH)<br>(8, 8) | 0-0<br>6-3<br>1-3 2-H   | 0-0<br>F9<br>2-H 3-H       |                    | 0-0<br>G4-6-3<br>1-2f |                  |   | 0-0<br>SF8<br>2-H        |   |   |
| Pedro Guerrero, R<br>OBP: 0.374, SLG: 0.406<br>(1, 5)   | 0-0<br>G3<br>3-H 1B     | 0-0<br>F3                  |                    | 0-0<br>F9             |                  |   | 0-0<br>F8                |   |   |
| Greg Brock, L<br>OBP: 0.287, SLG: 0.453<br>(1, 3)   | 0-0<br>G3<br>1-2        |                            | 0-0<br>F7          |                       | 0-0<br>CS<br>1B  |   | 0-0<br>F5                |   |   |
| Mike Scioscia, L<br>OBP: 0.303, SLG: 0.346<br>(1, 2)  | 0-0<br>6-3              |                            | 0-0<br>1-3         |                       | 0-0<br>F8<br>1-2 |   | 0-0<br>F6                |   |   |
| Mike Marshall, R<br>OBP: 0.317, SLG: 0.420<br>(1, 9)  |                         | 0-3<br>K                   | 0-0<br>2B          |                       | 0-0<br>F7        |   | 0-3<br>K                 |   |   |
| Bill Russell, R<br>OBP: 0.353, SLG: 0.330<br>(1, 6)   |                         | 0-0<br>BB<br>1B            | 4-0<br>FC4<br>IBB  |                       | 0-3<br>K         |   |                          |   |   |
| Orel Hershiser, R<br>OBP: 0.136, SLG: 0.095<br>(1, 1)   |                         | 4-0<br>E 1B<br>1-2 1B BB   | 0-0<br>FC4<br>1-2f |                       | 0-3<br>K         |   |                          |   |   |

| Inning Stats | R: 2 | H: 2 | E: 0 | K: 5 | LOB: 1 | BB: 1 | P: 9 | R: 3 | H: 3 | E: 1 | K: 1 | S: 8 | LOB: 1 | BB: 1 | P: 12 | R: 0 | H: 1 | E: 0 | K: 0 | S: 4 | R: 0 | H: 0 | E: 0 | K: 0 | S: 2 | R: 0 | H: 1 | E: 0 | K: 0 | S: 3 | R: 0 | H: 0 | E: 0 | K: 2 | S: 7 | R: 1 | H: 0 | E: 0 | K: 0 | S: 3 | R: 0 | H: 0 | E: 0 | K: 1 | S: 5 |  |  |
|--------------|------|------|------|------|--------|-------|------|------|------|------|------|------|--------|-------|-------|------|------|------|------|------|------|------|------|------|------|------|------|------|------|------|------|------|------|------|------|------|------|------|------|------|------|------|------|------|------|--|--|
|              |      |      |      |      |        |       |      |      |      |      |      |      |        |       |       |      |      |      |      |      |      |      |      |      |      |      |      |      |      |      |      |      |      |      |      |      |      |      |      |      |      |      |      |      |      |  |  |

| PITCHER                               |     |    |    |   |    |    |    |     |     |     |    |    |    |    | PITCHER |       |    |     |    |   |   |    |    |    |     |     |     |    |    |   |   |     |      |  |  |  |  |  |  |  |  |  |  |  |  |  |  |  |  |  |  |  |  |
|---------------------------------------|-----|----|----|---|----|----|----|-----|-----|-----|----|----|----|----|---------|-------|----|-----|----|---|---|----|----|----|-----|-----|-----|----|----|---|---|-----|------|--|--|--|--|--|--|--|--|--|--|--|--|--|--|--|--|--|--|--|--|
| IP                                    | WLS | BF | H  | R | ER | SO | BB | IBB | HBP | BLK | WP | HR | S  | P  | ERA     | WHIP  | IP | WLS | BF | H | R | ER | SO | BB | IBB | HBP | BLK | WP | HR | S | P | ERA | WHIP |  |  |  |  |  |  |  |  |  |  |  |  |  |  |  |  |  |  |  |  |
| Kevin Gross, R<br>ERA: 4.0<br>(1, 1)  | 1.1 | L  | 11 | 5 | 5  | 5  | 1  | 2   | 0   | 0   | 0  | 0  | 11 | 19 | 33.75   | 5.250 |    |     |    |   |   |    |    |    |     |     |     |    |    |   |   |     |      |  |  |  |  |  |  |  |  |  |  |  |  |  |  |  |  |  |  |  |  |
| Dave Rucker, L<br>ERA: 3.38<br>(2, 1) | 2.2 |    | 10 | 1 | 0  | 0  | 0  | 1   | 1   | 0   | 0  | 0  | 8  | 16 | 0.00    | 0.750 |    |     |    |   |   |    |    |    |     |     |     |    |    |   |   |     |      |  |  |  |  |  |  |  |  |  |  |  |  |  |  |  |  |  |  |  |  |
| Pat Zachry, R<br>ERA: 4.26<br>(5, 1)  | 2.0 |    | 6  | 1 | 0  | 0  | 2  | 0   | 0   | 0   | 0  | 0  | 10 | 10 | 0.00    | 0.500 |    |     |    |   |   |    |    |    |     |     |     |    |    |   |   |     |      |  |  |  |  |  |  |  |  |  |  |  |  |  |  |  |  |  |  |  |  |
| Don Carman, L<br>ERA: 0.98<br>(7, 1)  | 2.0 |    | 7  | 0 | 1  | 1  | 1  | 1   | 0   | 0   | 0  | 0  | 8  | 12 | 4.50    | 0.500 |    |     |    |   |   |    |    |    |     |     |     |    |    |   |   |     |      |  |  |  |  |  |  |  |  |  |  |  |  |  |  |  |  |  |  |  |  |

**BOTTOM**

Philadelphia Phillies @ Los Angeles Dodgers  
 Dodger Stadium, Los Angeles, CA  
 Wed May 29 1985, 7:05 PM PDT  
 Att. 36,422 - Unknown

|    |   |   |     |    |    |     |
|----|---|---|-----|----|----|-----|
| AB | R | H | RBI | BB | SO | LOB |
| 2  | 3 | 1 | 1   | 2  | 0  | 0   |
| 2  | 1 | 2 | 2   | 1  | 0  | 0   |
| 3  | 0 | 0 | 1   | 0  | 0  | 3   |
| 0  | 0 | 0 | 1   | 0  | 0  | 0   |
| 4  | 0 | 1 | 1   | 0  | 0  | 1   |
| 4  | 0 | 1 | 0   | 0  | 0  | 1   |
| 4  | 0 | 0 | 0   | 0  | 0  | 2   |
| 4  | 0 | 1 | 0   | 0  | 2  | 0   |
| 2  | 1 | 1 | 0   | 1  | 1  | 0   |
| 2  | 1 | 0 | 0   | 1  | 1  | 2   |

|     |    |
|-----|----|
| AB  | 27 |
| R   | 6  |
| H   | 7  |
| RBI | 6  |
| BB  | 5  |
| SO  | 4  |
| LOB | 9  |

WP: 0 PA: 34  
 PB: 1  
 SB: 1  
 CS: 1



livebaseballscorecards.com



| Batter   | 1   | 2                               | 3                            | 4                               | 5                            | 6                                      | 7                            | 8                               | 9                            | AB R H RBI BB SO LOB            | TOP                          |                                  |                              |                                 |                              |                                 |                               |                                  |                                  |   |                                  |        |
|--|---|---------------------------------|------------------------------|---------------------------------|------------------------------|--|------------------------------|---------------------------------|------------------------------|---------------------------------|------------------------------|----------------------------------|------------------------------|---------------------------------|------------------------------|---------------------------------|-------------------------------|----------------------------------|----------------------------------|---|----------------------------------|--------|
| <b>Jeff Stone, L</b> (1, 7)<br><small>OBP: 0.295, SLG: 0.331</small><br><b>Garry Maddox, R</b> (7, 8)<br><small>OBP: 0.313, SLG: 0.356</small>   | 0-0<br>1-3  |                                 | 0-0<br>FC1-6<br>E            |                                 | 0-3<br>K                     |  | 0-0<br>CS<br>1B              |                                 | 0-3<br>K                     | 4 1 1 0 0 1 2<br>1 0 0 0 0 1 0  |                              |                                  |                              |                                 |                              |                                 |                               |                                  |                                  |   |                                  |        |
| <b>Rick Schu, R</b> (1, 5)<br><small>OBP: 0.250, SLG: 0.143</small>  | 0-3<br>K  |                                 | 0-3<br>K2-3<br>1-H           |                                 |                              | 0-0<br>1B<br>SF9<br>1B                 | 0-3<br>K                     |                                 |                              | 4 1 1 0 0 3 1                   |                              |                                  |                              |                                 |                              |                                 |                               |                                  |                                  |   |                                  |        |
| <b>Juan Samuel, R</b> (1, 4)<br><small>OBP: 0.262, SLG: 0.358</small>  | 0-3<br>K  |                                 | 0-0<br>6-3                   |                                 |                              | 0-0<br>1B<br>S<br>E<br>1B              | 0-0<br>3-1                   |                                 |                              | 4 1 1 0 0 1 1                   |                              |                                  |                              |                                 |                              |                                 |                               |                                  |                                  |   |                                  |        |
| <b>Mike Schmidt, R</b> (1, 3)<br><small>OBP: 0.312, SLG: 0.393</small>   |   | 0-0<br>1-3<br>SF9<br>2B         |                              | 0-3<br>K                        |                              | 0-0<br>SF9                             |                              | 0-0<br>F3                       |                              | 3 1 1 1 0 1 0                   |                              |                                  |                              |                                 |                              |                                 |                               |                                  |                                  |   |                                  |        |
| <b>Von Hayes, L</b> (1, 8)<br><small>OBP: 0.401, SLG: 0.450</small><br>(7, 7)  |   | 4-0<br>SF9<br>1-3<br>BB         |                              | 0-0<br>F7                       |                              | 4-0<br>E<br>E<br>BB                    |                              | 0-0<br>F7                       |                              | 2 1 0 0 2 0 0                   |                              |                                  |                              |                                 |                              |                                 |                               |                                  |                                  |   |                                  |        |
| <b>Glenn Wilson, R</b> (1, 9)<br><small>OBP: 0.303, SLG: 0.442</small>   |   | 0-0<br>1-3<br>1-2<br>2-3        |                              | 0-3<br>K                        |                              | 0-0<br>E2<br>FC6-4<br>1-H<br>2-H<br>1B |                              | 0-3<br>K                        |                              | 4 0 1 0 0 2 2                   |                              |                                  |                              |                                 |                              |                                 |                               |                                  |                                  |   |                                  |        |
| <b>Ozzie Virgil, R</b> (1, 2)<br><small>OBP: 0.378, SLG: 0.492</small>   |   | 0-0<br>SF9<br>2-3<br>3-H        |                              |                                 | 0-0<br>F3                    | 4-0<br>FC6-4<br>IBB                    |                              |                                 |                              | 2 1 1 2 1 0 0                   |                              |                                  |                              |                                 |                              |                                 |                               |                                  |                                  |   |                                  |        |
| <b>Steve Jeltz, S</b> (1, 6)<br><small>OBP: 0.270, SLG: 0.200</small>  |   | 0-0<br>5-3                      |                              |                                 | 4-0<br>SH2-4<br>BB           | 0-0<br>FC6-4<br>1-2f<br>2-3            |                              |                                 |                              | 3 0 0 0 1 1 3                   |                              |                                  |                              |                                 |                              |                                 |                               |                                  |                                  |   |                                  |        |
| <b>John Denny, R</b> (1, 1)<br><small>OBP: 0.192, SLG: 0.125</small>   |   |                                 | 0-0<br>FC1-6<br>1B           |                                 | 0-0<br>SH2-4<br>1-2          | 0-0<br>FC6-4<br>1-2f                   |                              |                                 |                              | 3 0 1 0 0 1 2                   |                              |                                  |                              |                                 |                              |                                 |                               |                                  |                                  |   |                                  |        |
| <b>Inning Stats</b>  | R: 0<br>E: 0<br>K: 2<br>S: 7  | H: 0<br>LOB: 0<br>BB: 0<br>P: 7 | R: 1<br>E: 0<br>K: 0<br>S: 4 | H: 1<br>LOB: 1<br>BB: 1<br>P: 8 | R: 1<br>E: 0<br>K: 1<br>S: 6 | H: 1<br>LOB: 0<br>BB: 0<br>P: 6        | R: 0<br>E: 0<br>K: 2<br>S: 7 | H: 0<br>LOB: 0<br>BB: 0<br>P: 7 | R: 0<br>E: 0<br>K: 1<br>S: 5 | H: 0<br>LOB: 1<br>BB: 1<br>P: 9 | R: 3<br>E: 1<br>K: 0<br>S: 6 | H: 3<br>LOB: 2<br>BB: 2<br>P: 14 | R: 0<br>E: 0<br>K: 1<br>S: 5 | H: 1<br>LOB: 0<br>BB: 0<br>P: 5 | R: 0<br>E: 0<br>K: 1<br>S: 5 | H: 0<br>LOB: 0<br>BB: 0<br>P: 5 | R: 1<br>E: 0<br>K: 3<br>S: 10 | H: 1<br>LOB: 0<br>BB: 0<br>P: 10 | 1B: 5<br>2B: 1<br>3B: 0<br>HR: 1 | SF: 2<br>SAC: 1<br>DP: 0<br>HBP: 0  | WP: 0<br>PB: 0<br>SB: 2<br>CS: 1 | PA: 37 |
| <b>PITCHER</b>   | IP<br>WLS<br>BF<br>H<br>R<br>ER<br>SO<br>BB<br>IBB<br>HBP<br>BLK<br>WP<br>HR<br>S<br>P<br>ERA<br>WHIP |                                 |                              |                                 |                              |  |                              |                                 |                              |                                 |                              |                                  |                              |                                 |                              |                                 |                               |                                  |                                  | IP<br>WLS<br>BF<br>H<br>R<br>ER<br>SO<br>BB<br>IBB<br>HBP<br>BLK<br>WP<br>HR<br>S<br>P<br>ERA<br>WHIP |                                  |        |
| <b>Fernando Valenzuela, L</b> (1, 1)<br><small>ERA: 1.85</small><br><b>Tom Niedenfuer, R</b> (8, 1)<br><small>ERA: 3.0</small><br><b>Ken Howell, R</b> (9, 1)<br><small>ERA: 3.0</small> | 7.0<br>L<br>30<br>6<br>5<br>3<br>7<br>3<br>1<br>0<br>0<br>0<br>0<br>40<br>56<br>3.86<br>1.286         |                                 |                              |                                 |                              |  |                              |                                 |                              |                                 |                              |                                  |                              |                                 |                              |                                 |                               |                                  |                                  |   |                                  |        |

Philadelphia Phillies @ Los Angeles Dodgers  
 Dodger Stadium, Los Angeles, CA  
 Thu May 30 1985, 7:05 PM PDT  
 Att: 29,591 - Unknown

livebaseballscorecards.com

|     |    |
|-----|----|
| AB  | 30 |
| R   | 6  |
| H   | 7  |
| RBI | 3  |
| BB  | 4  |
| SO  | 11 |
| LOB | 11 |







| Batter  | 1   | 2                               | 3                            | 4                               | 5                            | 6                               | 7                            | 8                               | 9                            | AB R H RBI BB SO LOB            | TOP                          |                                 |                              |                                  |                              |                                 |                              |                                 |                                  |                                    |                                  |        |
|---|---|---------------------------------|------------------------------|---------------------------------|------------------------------|---------------------------------|------------------------------|---------------------------------|------------------------------|---------------------------------|------------------------------|---------------------------------|------------------------------|----------------------------------|------------------------------|---------------------------------|------------------------------|---------------------------------|----------------------------------|------------------------------------|----------------------------------|--------|
| Jeff Stone, L (1, 7)<br>OBP: 0.287, SLG: 0.320    | 0-0<br>F7   |                                 | 0-0<br>4-3                   |                                 |                              | 0-0<br>1-3                      |                              | 0-0<br>1-3                      |                              | 4 0 0 0 0 0 0                   |                              |                                 |                              |                                  |                              |                                 |                              |                                 |                                  |                                    |                                  |        |
| Rick Schu, R (1, 5)<br>OBP: 0.250, SLG: 0.182     | 0-0<br>F7   |                                 |                              | 0-0<br>F8                       |                              | 0-3<br>K                        |                              | 0-0<br>HR<br>1B                 |                              | 4 1 1 0 0 1 0                   |                              |                                 |                              |                                  |                              |                                 |                              |                                 |                                  |                                    |                                  |        |
| Juan Samuel, R (1, 4)<br>OBP: 0.271, SLG: 0.382   | 0-0<br>1B   |                                 |                              | 0-0<br>S<br>1B                  |                              |                                 | 0-0<br>F9                    | 0-0<br>HR                       |                              | 4 1 3 2 0 0 0                   |                              |                                 |                              |                                  |                              |                                 |                              |                                 |                                  |                                    |                                  |        |
| Mike Schmidt, R (1, 3)<br>OBP: 0.305, SLG: 0.383  | 0-0<br>F8   |                                 |                              | 0-3<br>K<br>1-2                 |                              |                                 | 0-0<br>1-3                   | 0-3<br>K                        |                              | 4 0 0 0 0 2 2                   |                              |                                 |                              |                                  |                              |                                 |                              |                                 |                                  |                                    |                                  |        |
| Von Hayes, L (1, 8)<br>OBP: 0.403, SLG: 0.448     |   | 0-0<br>G3                       |                              | 0-3<br>K                        |                              |                                 | 4-0<br>E<br>BB               |                                 | 0-0<br>G5-4-3<br>1B          | 3 1 1 0 1 1 1                   |                              |                                 |                              |                                  |                              |                                 |                              |                                 |                                  |                                    |                                  |        |
| Glenn Wilson, R (1, 9)<br>OBP: 0.296, SLG: 0.431  |   | 0-0<br>F9                       |                              |                                 | 0-0<br>F2                    |                                 | 0-0<br>E5<br>1-H             |                                 | 0-0<br>G5-4-3                | 4 0 0 0 0 0 1                   |                              |                                 |                              |                                  |                              |                                 |                              |                                 |                                  |                                    |                                  |        |
| Ozzie Virgil, R (1, 2)<br>OBP: 0.375, SLG: 0.481  |   | 0-3<br>K                        |                              |                                 | 0-3<br>K                     |                                 | 4-0<br>IBB                   |                                 | 0-3<br>K                     | 3 0 0 0 1 3 0                   |                              |                                 |                              |                                  |                              |                                 |                              |                                 |                                  |                                    |                                  |        |
| Steve Jeltz, S (1, 6)<br>OBP: 0.265, SLG: 0.196   |   |                                 | 0-0<br>4-3                   |                                 | 0-0<br>4-3                   |                                 | 0-0<br>G3                    |                                 |                              | 2 0 0 0 0 0 0                   |                              |                                 |                              |                                  |                              |                                 |                              |                                 |                                  |                                    |                                  |        |
| Tim Corcoran, L (7, PH)<br>OBP: 0.342, SLG: 0.296 |   |                                 |                              |                                 |                              |                                 |                              |                                 |                              | 1 0 0 0 0 0 2                   |                              |                                 |                              |                                  |                              |                                 |                              |                                 |                                  |                                    |                                  |        |
| Luis Aguayo, R (7, 6)<br>OBP: 0.317, SLG: 0.353   |   |                                 |                              |                                 |                              |                                 |                              |                                 |                              | 0 0 0 0 0 0 0                   |                              |                                 |                              |                                  |                              |                                 |                              |                                 |                                  |                                    |                                  |        |
| Charles Hudson, S (1, 1)                          |   |                                 | 0-0<br>F9                    |                                 |                              | 0-3<br>K                        |                              | 0-0<br>F7                       |                              | 2 0 0 0 0 1 0                   |                              |                                 |                              |                                  |                              |                                 |                              |                                 |                                  |                                    |                                  |        |
| Greg Gross, L (8, PH)<br>OBP: 0.259, SLG: 0.280   |   |                                 |                              |                                 |                              |                                 |                              |                                 |                              | 1 0 0 0 0 0 0                   |                              |                                 |                              |                                  |                              |                                 |                              |                                 |                                  |                                    |                                  |        |
| Larry Andersen, R (8, 1)                          |   |                                 |                              |                                 |                              |                                 |                              |                                 |                              | 0 0 0 0 0 0 0                   |                              |                                 |                              |                                  |                              |                                 |                              |                                 |                                  |                                    |                                  |        |
| Don Carman, L (8, 1)                              |   |                                 |                              |                                 |                              |                                 |                              |                                 |                              | 0 0 0 0 0 0 0                   |                              |                                 |                              |                                  |                              |                                 |                              |                                 |                                  |                                    |                                  |        |
| <b>Inning Stats</b>                               | R: 0<br>E: 0<br>K: 0<br>S: 4                          | H: 1<br>LOB: 1<br>BB: 0<br>P: 4 | R: 0<br>E: 0<br>K: 1<br>S: 5 | H: 0<br>LOB: 0<br>BB: 0<br>P: 5 | R: 0<br>E: 0<br>K: 0<br>S: 3 | H: 0<br>LOB: 0<br>BB: 0<br>P: 3 | R: 0<br>E: 0<br>K: 2<br>S: 8 | H: 1<br>LOB: 1<br>BB: 0<br>P: 8 | R: 0<br>E: 0<br>K: 1<br>S: 5 | H: 0<br>LOB: 0<br>BB: 0<br>P: 5 | R: 0<br>E: 0<br>K: 2<br>S: 7 | H: 0<br>LOB: 0<br>BB: 0<br>P: 7 | R: 1<br>E: 1<br>K: 0<br>S: 4 | H: 0<br>LOB: 2<br>BB: 2<br>P: 12 | R: 2<br>E: 0<br>K: 1<br>S: 7 | H: 2<br>LOB: 0<br>BB: 0<br>P: 7 | R: 0<br>E: 0<br>K: 1<br>S: 5 | H: 1<br>LOB: 0<br>BB: 0<br>P: 5 | 1B: 4<br>2B: 0<br>3B: 0<br>HR: 1 | SF: 0<br>SAC: 0<br>DP: 1<br>HBP: 0 | WP: 0<br>PB: 0<br>SB: 1<br>CS: 0 | PA: 34 |
| <b>PITCHER</b>                                    | IP WLS BF H R ER SO BB IBB HBP BLK WP HR S P ERA WHIP |                                 |                              |                                 |                              |                                 |                              |                                 |                              |                                 |                              |                                 |                              |                                  |                              |                                 |                              |                                 |                                  |                                    |                                  |        |
| Mike Krukow, R (1, 1)<br>ERA: 1.78                | 8.0 W 31 4 3 2 7 1 1 0 0 0 1 43 51 2.25 0.625         |                                 |                              |                                 |                              |                                 |                              |                                 |                              |                                 |                              |                                 |                              |                                  |                              |                                 |                              |                                 |                                  |                                    |                                  |        |
| Mark Davis, L (9, 1)<br>ERA: 2.32                 | 1.0 S 3 1 0 0 1 0 0 0 0 0 0 0 5 5 0.00 1.000          |                                 |                              |                                 |                              |                                 |                              |                                 |                              |                                 |                              |                                 |                              |                                  |                              |                                 |                              |                                 |                                  |                                    |                                  |        |

Philadelphia Phillies @ San Francisco Giants  
 Candlestick Park, San Francisco, CA  
 Fri May 31 1985, 10:05 PM EDT  
 Att. 7,755 - Unknown

livebaseballscorecards.com

|     |    |
|-----|----|
| AB  | 32 |
| R   | 3  |
| H   | 5  |
| RBI | 2  |
| BB  | 2  |
| SO  | 8  |
| LOB | 6  |







| Batter   | 1   | 2                               | 3                            | 4                               | 5                            | 6                               | 7                            | 8                               | 9                            | AB R H RBI BB SO LOB                            | TOP   |                                 |                              |                                 |                              |                                 |                              |                                 |                                  |                                    |                                  |        |
|--|---|---------------------------------|------------------------------|---------------------------------|------------------------------|---------------------------------|------------------------------|---------------------------------|------------------------------|---|---|---------------------------------|------------------------------|---------------------------------|------------------------------|---------------------------------|------------------------------|---------------------------------|----------------------------------|------------------------------------|----------------------------------|--------|
| Jeff Stone, L (1, 7)<br>OBP: 0.300, SLG: 0.341   | 0-0<br>S<br>1B  |                                 | 0-0<br>2B                    |                                 |                              | 0-0<br>1B<br>4-3                |                              | 0-0<br>4-3                      |                              | 4 1 3 0 0 0 0                                   | Philadelphia Phillies @ San Francisco Giants<br>Candlestick Park, San Francisco, CA<br>Sat Jun 01 1985, 6:33 AM EDT<br>Att. 21,313 - Unknown<br><br>livebaseballscores.com<br><br><b>AB 33</b><br><b>R 1</b><br><b>H 8</b><br><b>RBI 1</b><br><b>BB 1</b><br><b>SO 7</b><br><b>LOB 15</b> |                                 |                              |                                 |                              |                                 |                              |                                 |                                  |                                    |                                  |        |
| Von Hayes, L (1, 8)<br>OBP: 0.395, SLG: 0.437  | 0-3<br>K  |                                 | 0-0<br>1-3                   |                                 |                              | 0-0<br>4-3                      |                              | 0-3<br>K                        |                              | 4 0 0 0 0 2 3                                   |   |                                 |                              |                                 |                              |                                 |                              |                                 |                                  |                                    |                                  |        |
| Juan Samuel, R (1, 4)<br>OBP: 0.271, SLG: 0.385  | 0-0<br>6-3  |                                 |                              |                                 | 0-0<br>5-3                   |                                 | 0-0<br>F3                    |                                 | 0-0<br>2B                    | 4 0 1 0 0 0 2                                   |   |                                 |                              |                                 |                              |                                 |                              |                                 |                                  |                                    |                                  |        |
| Mike Schmidt, R (1, 3)<br>OBP: 0.309, SLG: 0.386   | 0-3<br>K  |                                 |                              |                                 | 0-0<br>1B                    |                                 | 0-0<br>1B<br>2-H             |                                 | 0-0<br>6-3                   | 4 0 2 1 0 1 2                                   |   |                                 |                              |                                 |                              |                                 |                              |                                 |                                  |                                    |                                  |        |
| Ozzie Virgil, R (1, 2)<br>OBP: 0.372, SLG: 0.474   |   | 0-0<br>G6-4-3<br>1B             |                              |                                 | 0-0<br>F6                    |                                 | 0-0<br>5-3                   |                                 | 0-3<br>K                     | 4 0 1 0 0 1 2                                   |   |                                 |                              |                                 |                              |                                 |                              |                                 |                                  |                                    |                                  |        |
| Glenn Wilson, R (1, 9)<br>OBP: 0.289, SLG: 0.421   |   | 0-0<br>G6-4-3                   |                              |                                 | 0-0<br>F9                    |                                 | 0-0<br>F6                    |                                 | 0-0<br>3-1                   | 4 0 0 0 0 0 2                                   |   |                                 |                              |                                 |                              |                                 |                              |                                 |                                  |                                    |                                  |        |
| Rick Schu, R (1, 5)<br>OBP: 0.313, SLG: 0.214  |   | 0-0<br>F3                       |                              |                                 | 0-0<br>G4-6-3<br>1B          |                                 | 4-0<br>WP<br>BB              |                                 | 0-0<br>F8                    | 3 0 1 0 1 0 0                                   |   |                                 |                              |                                 |                              |                                 |                              |                                 |                                  |                                    |                                  |        |
| Steve Jeltz, S (1, 6)<br>OBP: 0.260, SLG: 0.191<br>John Wockenfuss, R (7, PH)<br>OBP: 0.286, SLG: 0.130<br>Luis Aguayo, R (7, 6)<br>OBP: 0.317, SLG: 0.353 |   |                                 | 0-0<br>F9                    |                                 | 0-3<br>K                     |                                 | 0-3<br>K                     |                                 | 0-3<br>K                     | 2 0 0 0 0 1 1<br>1 0 0 0 0 1 1<br>0 0 0 0 0 0 0 |   |                                 |                              |                                 |                              |                                 |                              |                                 |                                  |                                    |                                  |        |
| Steve Carlton, L (1, 1)<br>OBP: 0.150, SLG: 0.211<br>Tim Corcoran, L (7, PH)<br>OBP: 0.339, SLG: 0.293<br>Larry Andersen, R (7, 1)                         |   | 0-3<br>K                        |                              |                                 | 0-0<br>G4-6-3                |                                 | 0-0<br>F7                    |                                 | 0-0<br>F7                    | 2 0 0 0 0 1 1<br>1 0 0 0 0 0 1<br>0 0 0 0 0 0 0 |   |                                 |                              |                                 |                              |                                 |                              |                                 |                                  |                                    |                                  |        |
| <b>Inning Stats</b>  | R: 0<br>E: 0<br>K: 2<br>S: 8                          | H: 1<br>LOB: 1<br>BB: 0<br>P: 8 | R: 0<br>E: 0<br>K: 0<br>S: 3 | H: 1<br>LOB: 0<br>BB: 0<br>P: 3 | R: 0<br>E: 0<br>K: 1<br>S: 6 | H: 1<br>LOB: 1<br>BB: 0<br>P: 6 | R: 0<br>E: 0<br>K: 0<br>S: 4 | H: 1<br>LOB: 1<br>BB: 0<br>P: 4 | R: 0<br>E: 0<br>K: 1<br>S: 5 | H: 1<br>LOB: 0<br>BB: 0<br>P: 5                 | R: 1<br>E: 0<br>K: 0<br>S: 5  | H: 2<br>LOB: 1<br>BB: 0<br>P: 5 | R: 0<br>E: 0<br>K: 1<br>S: 5 | H: 0<br>LOB: 1<br>BB: 1<br>P: 9 | R: 0<br>E: 0<br>K: 1<br>S: 6 | H: 1<br>LOB: 1<br>BB: 0<br>P: 6 | R: 0<br>E: 0<br>K: 1<br>S: 5 | H: 0<br>LOB: 0<br>BB: 0<br>P: 5 | 1B: 6<br>2B: 2<br>3B: 0<br>HR: 0 | SF: 0<br>SAC: 0<br>DP: 2<br>HBP: 0 | WP: 2<br>PB: 0<br>SB: 1<br>CS: 0 | PA: 34 |
| <b>PITCHER</b>   | IP WLS BF H R ER SO BB IBB HBP BLK WP HR S P ERA WHIP |                                 |                              |                                 |                              |                                 |                              |                                 |                              |   |   |                                 |                              |                                 |                              |                                 |                              |                                 |                                  |                                    |                                  |        |
| Atlee Hammaker, L (1, 1)<br>ERA: 2.77  | 6.1 W 25 7 1 1 4 1 0 0 0 0 0 0 32 36 1.42 1.263       |                                 |                              |                                 |                              |                                 |                              |                                 |                              |   |   |                                 |                              |                                 |                              |                                 |                              |                                 |                                  |                                    |                                  |        |
| Scott Garrelts, R (7, 1)<br>ERA: 1.69  | 0.2 2 0 0 0 1 0 0 0 0 1 0 4 4 0.00 0.000              |                                 |                              |                                 |                              |                                 |                              |                                 |                              |   |   |                                 |                              |                                 |                              |                                 |                              |                                 |                                  |                                    |                                  |        |
| Mark Davis, L (8, 1)<br>ERA: 2.27  | 0.2 3 1 0 0 1 0 0 0 0 0 0 5 5 0.00 1.500              |                                 |                              |                                 |                              |                                 |                              |                                 |                              |   |   |                                 |                              |                                 |                              |                                 |                              |                                 |                                  |                                    |                                  |        |
| Greg Minton, R (8, 1)<br>ERA: 2.52   | 1.1 S 4 0 0 0 1 0 0 0 0 0 0 6 6 0.00 0.000            |                                 |                              |                                 |                              |                                 |                              |                                 |                              |   |   |                                 |                              |                                 |                              |                                 |                              |                                 |                                  |                                    |                                  |        |

| Batter | 1 | 2 | 3 | 4 | 5 | 6 | 7 | 8 | 9 | AB | R | H | RBI | BB | SO | LOB |
|--------|---|---|---|---|---|---|---|---|---|----|---|---|-----|----|----|-----|
|--------|---|---|---|---|---|---|---|---|---|----|---|---|-----|----|----|-----|

|   |                  |                     |                          |            |           |                            |           |            |  |   |   |   |   |   |   |   |
|---|------------------|---------------------|--------------------------|------------|-----------|----------------------------|-----------|------------|--|---|---|---|---|---|---|---|
| Ricky Adams, R<br>OBP: 0.429, SLG: 0.857<br>(1, 5)  | 0-0<br>CS<br>1B  |                     | 0-0<br>FC5<br>2-H<br>1B  |            | 0-0<br>F9 |                            |           | 0-0<br>4-3 |  | 4 | 0 | 2 | 1 | 0 | 0 | 0 |
| Manny Trillo, R<br>OBP: 0.291, SLG: 0.275<br>(1, 4)   | 0-0<br>G3<br>1-2 |                     | 0-0<br>1-2<br>1B         |            |           | 4-0<br>F9<br>BB            |           | 0-0<br>6-3 |  | 3 | 0 | 1 | 0 | 1 | 0 | 1 |
| Chili Davis, S<br>OBP: 0.368, SLG: 0.493<br>(1, 9)  | 0-0<br>1-3       |                     | 0-0<br>FC5<br>2-3f       |            |           | 0-0<br>1-2<br>G6-4-3<br>1B |           |            |  | 3 | 0 | 1 | 0 | 0 | 0 | 2 |
| Jeffrey Leonard, R<br>OBP: 0.244, SLG: 0.317<br>(1, 7)  |                  | 0-0<br>F9           |                          | 0-0<br>HR  |           | 0-0<br>F9<br>2-3           |           |            |  | 3 | 1 | 1 | 1 | 0 | 0 | 2 |
| Joel Youngblood, R<br>OBP: 0.279, SLG: 0.211<br>(1, 8)  |                  | 0-0<br>G6-3<br>1B   |                          | 0-0<br>5-3 |           | 0-0<br>G6-4-3<br>1-2f      |           |            |  | 3 | 0 | 1 | 0 | 0 | 0 | 2 |
| David Green, R<br>OBP: 0.242, SLG: 0.233<br>Mark Davis, L<br>OBP: 0.250, SLG: 0.750<br>Greg Minton, S<br>(8, 1) |                  | 0-0<br>G6-3<br>1-2f |                          | 0-0<br>F7  |           |                            | 0-0<br>G3 |            |  | 3 | 0 | 0 | 0 | 0 | 0 | 1 |
| Bob Brenly, R<br>OBP: 0.258, SLG: 0.333<br>(1, 2)   |                  |                     | 0-0<br>1-3               |            | 0-0<br>F6 |                            | 0-0<br>F6 |            |  | 3 | 0 | 0 | 0 | 0 | 0 | 0 |
| Jose Uribe, S<br>OBP: 0.245, SLG: 0.293<br>(1, 6)   |                  |                     | 4-0<br>SH3-4<br>1B<br>BB |            | 0-0<br>F6 |                            | 0-0<br>F7 |            |  | 2 | 1 | 0 | 0 | 1 | 0 | 0 |
| Atlee Hammaker, S<br>Scott Garrelts, R<br>Gary Rajsich, L<br>OBP: 0.266, SLG: 0.276<br>(8, 3)                   |                  |                     | 0-0<br>SH3-4<br>1-2      |            | 0-0<br>F8 |                            |           | 0-0<br>F3  |  | 1 | 0 | 0 | 0 | 0 | 0 | 0 |

| Inning Stats | R: 0 | H: 1 | E: 0 | LOB: 0 | K: 0 | P: 3 | R: 0 | H: 1 | E: 0 | LOB: 0 | K: 0 | P: 3 | R: 1 | H: 2 | E: 0 | LOB: 2 | K: 0 | P: 5 | R: 1 | H: 1 | E: 0 | LOB: 0 | K: 0 | P: 4 | R: 0 | H: 0 | E: 0 | LOB: 0 | K: 0 | P: 3 | R: 0 | H: 1 | E: 0 | LOB: 1 | K: 0 | P: 7 | R: 0 | H: 0 | E: 0 | LOB: 0 | K: 0 | P: 3 | R: 0 | H: 0 | E: 0 | LOB: 0 | K: 0 | P: 3 |
|--------------|------|------|------|--------|------|------|------|------|------|--------|------|------|------|------|------|--------|------|------|------|------|------|--------|------|------|------|------|------|--------|------|------|------|------|------|--------|------|------|------|------|------|--------|------|------|------|------|------|--------|------|------|
|--------------|------|------|------|--------|------|------|------|------|------|--------|------|------|------|------|------|--------|------|------|------|------|------|--------|------|------|------|------|------|--------|------|------|------|------|------|--------|------|------|------|------|------|--------|------|------|------|------|------|--------|------|------|

| PITCHER                                  | IP  | WLS | BF | H | R | ER | SO | BB | IBB | HBP | BLK | WP | HR | S  | P  | ERA  | WHIP  |
|--|-----|-----|----|---|---|----|----|----|-----|-----|-----|----|----|----|----|------|-------|
| Steve Carlton, L<br>ERA: 2.24<br>(1, 1)  | 6.0 | L   | 23 | 6 | 2 | 2  | 0  | 2  | 0   | 0   | 0   | 0  | 1  | 21 | 29 | 3.00 | 1.333 |
| Larry Andersen, R<br>ERA: 4.25<br>(7, 1) | 2.0 |     | 6  | 0 | 0 | 0  | 0  | 0  | 0   | 0   | 0   | 0  | 0  | 6  | 6  | 0.00 | 0.000 |

**BOTTOM**

Philadelphia Phillies @ San Francisco Giants  
Candlestick Park, San Francisco, CA  
Sat Jun 01 1985, 6:33 AM EDT  
Att. 21,313 - Unknown


|     |    |
|-----|----|
| AB  | 26 |
| R   | 2  |
| H   | 6  |
| RBI | 2  |
| BB  | 2  |
| SO  | 0  |
| LOB | 8  |



| WP | HR | S | P | ERA | WHIP |
|----|----|---|---|-----|------|
| 0  | 0  | 0 | 0 | 0   | 0    |

| 1B | 2B | 3B | HR | SF | SAC | DP | HBP |
|----|----|----|----|----|-----|----|-----|
| 5  | 0  | 0  | 1  | 0  | 2   | 0  | 0   |



| Batter  | 1   | 2                               | 3                            | 4                                | 5                            | 6                               | 7                            | 8                               | 9                            | AB R H RBI BB SO LOB   | TOP   |                                  |                              |                                  |                              |                                 |                              |                                 |                                  |                                    |                                  |        |
|---|---|---------------------------------|------------------------------|----------------------------------|------------------------------|---------------------------------|------------------------------|---------------------------------|------------------------------|--|---|----------------------------------|------------------------------|----------------------------------|------------------------------|---------------------------------|------------------------------|---------------------------------|----------------------------------|------------------------------------|----------------------------------|--------|
| <b>Jeff Stone, L</b> (1, 7)<br>OBP: 0.301, SLG: 0.336<br><b>Garry Maddox, R</b> (7, PH)<br>OBP: 0.308, SLG: 0.350 (7, 8)  | 0-0<br>6-3  |                                 | 0-0<br>L5                    |                                  | 4-0<br>BB                    |                                 | 0-3<br>K                     |                                 |                              | 2 0 0 0 1 0 0<br>1 0 0 0 0 1 1                                   |   |                                  |                              |                                  |                              |                                 |                              |                                 |                                  |                                    |                                  |        |
| <b>Von Hayes, L</b> (1, 8)<br>OBP: 0.392, SLG: 0.429 (7, 7)   | 4-0<br>FC6-4<br>BB                                    |                                 | 0-0<br>F8                    |                                  | 0-0<br>4-3                   |                                 |                              | 0-0<br>F2                       |                              | 3 0 0 0 1 0 2  |   |                                  |                              |                                  |                              |                                 |                              |                                 |                                  |                                    |                                  |        |
| <b>Juan Samuel, R</b> (1, 4)<br>OBP: 0.271, SLG: 0.379  | 0-0<br>FC6-4<br>CS<br>1-2f                            |                                 |                              | 0-0<br>F8                        |                              | 4-0<br>CS<br>BB                 |                              | 0-3<br>K                        |                              | 3 0 0 0 1 1 1  |   |                                  |                              |                                  |                              |                                 |                              |                                 |                                  |                                    |                                  |        |
| <b>Mike Schmidt, R</b> (1, 3)<br>OBP: 0.308, SLG: 0.378   | 0-0<br>CS<br>1-2                                      | 4-0<br>BB<br>BB                 |                              | 0-0<br>L7                        |                              | 0-3<br>K                        |                              | 0-3<br>K                        |                              | 3 0 0 0 1 2 1  |   |                                  |                              |                                  |                              |                                 |                              |                                 |                                  |                                    |                                  |        |
| <b>Bo Diaz, R</b> (1, 2)<br>OBP: 0.176, SLG: 0.125  |   | 0-0<br>F9                       |                              | 0-0<br>F9                        |                              | 4-0<br>BB<br>1-2                |                              | 0-0<br>F8                       |                              | 3 0 0 0 1 0 1  |   |                                  |                              |                                  |                              |                                 |                              |                                 |                                  |                                    |                                  |        |
| <b>Glenn Wilson, R</b> (1, 9)<br>OBP: 0.282, SLG: 0.411   |   | 0-3<br>K                        |                              |                                  | 0-0<br>F2                    | 0-0<br>F4                       |                              | 0-0<br>F3                       |                              | 4 0 0 0 0 1 2  |   |                                  |                              |                                  |                              |                                 |                              |                                 |                                  |                                    |                                  |        |
| <b>Rick Schu, R</b> (1, 5)<br>OBP: 0.350, SLG: 0.353  |   | 4-0<br>BB<br>1-2                |                              |                                  | 0-0<br>SH2-4<br>3B           |                                 | 0-3<br>K                     |                                 | 0-3<br>K                     | 3 1 1 0 1 2 0  | <b>AB</b> 25<br><b>R</b> 1<br><b>H</b> 1<br><b>RBI</b> 1<br><b>BB</b> 8<br><b>SO</b> 9<br><b>LOB</b> 10 |                                  |                              |                                  |                              |                                 |                              |                                 |                                  |                                    |                                  |        |
| <b>Steve Jeltz, S</b> (1, 6)<br>OBP: 0.257, SLG: 0.189<br><b>Derrel Thomas, S</b> (7, PH)<br>OBP: 0.222, SLG: 0.125 (7, 6)  |   | 0-0<br>F9                       |                              |                                  | 0-0<br>SH2-4                 |                                 | 0-3<br>K                     |                                 |                              | 1 0 0 1 0 0 2<br>1 0 0 0 0 1 0                                   |   |                                  |                              |                                  |                              |                                 |                              |                                 |                                  |                                    |                                  |        |
| <b>Shane Rawley, R</b> (1, 1)<br>OBP: 0.150, SLG: 0.056<br><b>Greg Gross, L</b> (7, PH)<br>OBP: 0.273, SLG: 0.280<br><b>Larry Andersen, R</b> (7, 1)<br><b>Don Carman, L</b> (7, 1) |   |                                 | 0-3<br>K                     |                                  | 4-0<br>BB<br>BB              |                                 | 4-0<br>BB                    |                                 |                              | 1 0 0 0 1 1 0<br>0 0 0 0 1 0 0<br>0 0 0 0 0 0 0<br>0 0 0 0 0 0 0 |                    |                                  |                              |                                  |                              |                                 |                              |                                 |                                  |                                    |                                  |        |
| <b>Inning Stats</b>   | R: 0<br>E: 0<br>K: 0<br>S: 2                          | H: 0<br>LOB: 0<br>BB: 1<br>P: 6 | R: 0<br>E: 0<br>K: 1<br>S: 5 | H: 0<br>LOB: 2<br>BB: 2<br>P: 13 | R: 0<br>E: 0<br>K: 1<br>S: 5 | H: 0<br>LOB: 0<br>BB: 0<br>P: 5 | R: 0<br>E: 0<br>K: 0<br>S: 3 | H: 0<br>LOB: 0<br>BB: 0<br>P: 3 | R: 1<br>E: 0<br>K: 0<br>S: 4 | H: 1<br>LOB: 2<br>BB: 2<br>P: 12                                 | R: 0<br>E: 0<br>K: 1<br>S: 4  | H: 0<br>LOB: 1<br>BB: 2<br>P: 12 | R: 0<br>E: 0<br>K: 3<br>S: 9 | H: 0<br>LOB: 1<br>BB: 1<br>P: 13 | R: 0<br>E: 0<br>K: 2<br>S: 7 | H: 0<br>LOB: 0<br>BB: 0<br>P: 7 | R: 0<br>E: 0<br>K: 1<br>S: 5 | H: 0<br>LOB: 0<br>BB: 0<br>P: 5 | 1B: 0<br>2B: 0<br>3B: 1<br>HR: 0 | SF: 0<br>SAC: 1<br>DP: 0<br>HBP: 0 | WP: 0<br>PB: 0<br>SB: 0<br>CS: 2 | PA: 35 |
| <b>PITCHER</b>  | IP WLS BF H R ER SO BB IBB HBP BLK WP HR S P ERA WHIP |                                 |                              |                                  |                              |                                 |                              |                                 |                              |  |   |                                  |                              |                                  |                              |                                 |                              |                                 |                                  |                                    |                                  |        |
| <b>Vida Blue, L</b> (1, 1)<br>ERA: 5.11<br><b>Frank Williams, R</b> (6, 1)<br>ERA: 4.8<br><b>Mark Davis, L</b> (7, 1)<br>ERA: 2.12  | 5.0 W 20 1 1 1 2 5 0 0 0 0 0 0 19 39 1.80 1.200       |                                 |                              |                                  |                              |                                 |                              |                                 |                              |  |   |                                  |                              |                                  |                              |                                 |                              |                                 |                                  |                                    |                                  |        |
|   | 1.2 7 0 0 0 3 3 0 0 0 0 0 0 10 22 0.00 1.800          |                                 |                              |                                  |                              |                                 |                              |                                 |                              |  |   |                                  |                              |                                  |                              |                                 |                              |                                 |                                  |                                    |                                  |        |
|   | 2.1 S 7 0 0 0 4 0 0 0 0 0 0 0 15 15 0.00 0.000        |                                 |                              |                                  |                              |                                 |                              |                                 |                              |  |   |                                  |                              |                                  |                              |                                 |                              |                                 |                                  |                                    |                                  |        |

Philadelphia Phillies @ San Francisco Giants  
 Candlestick Park, San Francisco, CA  
 Sun Jun 02 1985, 6:33 AM EDT  
 Att. 13,799 - Unknown

livebaseballscorecards.com

| Batter  | 1          | 2                       | 3                   | 4          | 5               | 6         | 7                       | 8          | 9 |
|---|------------|-------------------------|---------------------|------------|-----------------|-----------|-------------------------|------------|---|
| Dan Gladden, R<br>OBP: 0.303, SLG: 0.328<br>(1, 8)  | 0-3<br>K   |                         | 0-0<br>SH1-4<br>1B  |            | 0-3<br>K        |           | 0-0<br>E5<br>BLK        |            |   |
| Ricky Adams, R<br>OBP: 0.333, SLG: 0.667<br>(1, 4)<br>Gary Rajsich, L<br>OBP: 0.266, SLG: 0.276<br>(7, PH)<br>Manny Trillo, R<br>OBP: 0.295, SLG: 0.275<br>(8, 4) | 0-0<br>4-3 |                         | 0-0<br>SH1-4<br>1-2 |            | 0-0<br>F7       |           | 4-0<br>3-H<br>1-2<br>BB |            |   |
| Joel Youngblood, R<br>OBP: 0.277, SLG: 0.214<br>(1, 9)  | 0-0<br>F8  |                         | 0-0<br>F3           |            | 0-0<br>E7<br>1B |           | 0-3<br>K                |            |   |
| Jeffrey Leonard, R<br>OBP: 0.239, SLG: 0.310<br>(1, 7)  |            | 0-0<br>4-3              | 0-3<br>K            |            | 0-3<br>K        |           | 0-3<br>K                |            |   |
| Chris Brown, R<br>OBP: 0.297, SLG: 0.338<br>(1, 5)  |            | 0-0<br>1B<br>1B         |                     | 0-0<br>5-3 |                 | 0-0<br>F9 |                         | 0-0<br>5-3 |   |
| David Green, R<br>OBP: 0.245, SLG: 0.236<br>(1, 3)<br>Mark Davis, L<br>OBP: 0.200, SLG: 0.600<br>(7, 1)   |            | 0-0<br>1B<br>1-2<br>1B  |                     | 0-0<br>5-3 |                 | 0-0<br>F9 |                         | 0-3<br>K   |   |
| Bob Brenly, R<br>OBP: 0.260, SLG: 0.333<br>(1, 2)<br>(7, 3)   |            | 0-0<br>1-3<br>2-H<br>1B |                     | 0-0<br>1-3 |                 |           | 0-0<br>6-3              |            |   |
| Jose Uribe, S<br>OBP: 0.254, SLG: 0.304<br>(1, 6)   |            | 4-0<br>IBB              |                     |            | 0-0<br>F9       |           | 0-0<br>G3<br>E<br>2B    |            |   |
| Vida Blue, S<br>(1, 1)<br>Rob Deer, R<br>OBP: 0.364, SLG: 0.700<br>(5, PH)<br>Frank Williams, R<br>(6, 1)<br>Alex Trevino, R<br>OBP: 0.254, SLG: 0.296<br>(7, 2)  |            | 0-0<br>F2               |                     |            | 0-0<br>HR       |           | 0-0<br>G3<br>2-3        |            |   |

| Inning Stats | R: 0 | H: 0 | E: 0 | K: 1 | S: 5 | L: 0 | LOB: 0 | BB: 0 | P: 5 | R: 1 | H: 3 | E: 0 | K: 0 | S: 5 | R: 0 | H: 1 | E: 0 | K: 1 | S: 6 | R: 0 | H: 0 | E: 0 | K: 0 | S: 3 | R: 1 | H: 1 | E: 0 | K: 1 | S: 6 | R: 0 | H: 1 | E: 1 | K: 1 | S: 6 | R: 1 | H: 1 | E: 1 | K: 1 | S: 7 | R: 0 | H: 0 | E: 0 | K: 2 | S: 7 | R: 0 | H: 0 | E: 0 | K: 2 | S: 7 |
|--------------|------|------|------|------|------|------|--------|-------|------|------|------|------|------|------|------|------|------|------|------|------|------|------|------|------|------|------|------|------|------|------|------|------|------|------|------|------|------|------|------|------|------|------|------|------|------|------|------|------|------|
|              | 0    | 0    | 0    | 1    | 5    | 0    | 0      | 0     | 5    | 1    | 3    | 0    | 0    | 5    | 0    | 1    | 0    | 0    | 6    | 0    | 0    | 0    | 0    | 3    | 1    | 1    | 0    | 1    | 0    | 1    | 0    | 1    | 0    | 6    | 1    | 1    | 0    | 6    | 1    | 1    | 0    | 0    | 7    | 0    | 0    | 0    | 7    |      |      |

| PITCHER                                  | IP  | WLS | BF | H | R | ER | SO | BB | IBB | HBP | BLK | WP | HR | S  | P  | ERA  | WHIP  |
|--|-----|-----|----|---|---|----|----|----|-----|-----|-----|----|----|----|----|------|-------|
| Shane Rawley, L<br>ERA: 3.61<br>(1, 1)   | 6.0 | L   | 24 | 6 | 2 | 2  | 4  | 0  | 0   | 0   | 0   | 0  | 1  | 31 | 35 | 3.00 | 1.000 |
| Larry Andersen, R<br>ERA: 4.15<br>(7, 1) | 0.2 |     | 4  | 1 | 1 | 0  | 0  | 0  | 0   | 0   | 0   | 0  | 0  | 4  | 4  | 0.00 | 1.500 |
| Don Carman, L<br>ERA: 0.9<br>(7, 1)      | 1.1 |     | 5  | 0 | 0 | 0  | 3  | 1  | 0   | 0   | 1   | 0  | 0  | 10 | 14 | 0.00 | 0.750 |

**BOTTOM**

Philadelphia Phillies @ San Francisco Giants  
Candlestick Park, San Francisco, CA

Sun Jun 02 1985, 6:33 AM EDT  
Att. 13,799 - Unknown

|     |    |
|-----|----|
| AB  | 30 |
| R   | 3  |
| H   | 7  |
| RBI | 2  |
| BB  | 2  |
| SO  | 7  |
| LOB | 10 |

livebaseballscorecards.com

|       |        |
|-------|--------|
| WP: 0 | PA: 33 |
| PB: 0 | SB: 0  |
| CS: 0 |        |



| PITCHER                                  | IP  | WLS | BF | H | R | ER | SO | BB | IBB | HBP | BLK | WP | HR | S  | P  | ERA  | WHIP  |
|--|-----|-----|----|---|---|----|----|----|-----|-----|-----|----|----|----|----|------|-------|
| Shane Rawley, L<br>ERA: 3.61<br>(1, 1)   | 6.0 | L   | 24 | 6 | 2 | 2  | 4  | 0  | 0   | 0   | 0   | 0  | 1  | 31 | 35 | 3.00 | 1.000 |
| Larry Andersen, R<br>ERA: 4.15<br>(7, 1) | 0.2 |     | 4  | 1 | 1 | 0  | 0  | 0  | 0   | 0   | 0   | 0  | 0  | 4  | 4  | 0.00 | 1.500 |
| Don Carman, L<br>ERA: 0.9<br>(7, 1)      | 1.1 |     | 5  | 0 | 0 | 0  | 3  | 1  | 0   | 0   | 1   | 0  | 0  | 10 | 14 | 0.00 | 0.750 |



| Batter  | 1                            | 2                               | 3                            | 4                               | 5                            | 6                               | 7                            | 8                               | 9                            | AB R H RBI BB SO LOB            | TOP   |                                 |                              |                                 |                              |                                 |                              |                                 |                                  |                                    |                                  |        |   |
|---|------------------------------|---------------------------------|------------------------------|---------------------------------|------------------------------|---------------------------------|------------------------------|---------------------------------|------------------------------|---------------------------------|---|---------------------------------|------------------------------|---------------------------------|------------------------------|---------------------------------|------------------------------|---------------------------------|----------------------------------|------------------------------------|----------------------------------|--------|---|
| <b>Jeff Stone, L</b> (1, 7) <sup>x</sup><br>OBP: 0.293, SLG: 0.326<br><b>Greg Gross, L</b> (8, 7)<br>OBP: 0.273, SLG: 0.280 | 0-0 ①<br>1-3                 |                                 | 0-0 ③<br>L7                  |                                 | 0-0 ②<br>FC6-5               |                                 |                              | 0-3 ①<br>K                      |                              | 4 0 0 0 0 1 2<br>0 0 0 0 0 0 0  | <b>Philadelphia Phillies @ San Diego Padres</b><br>Jack Murphy Stadium, San Diego, CA<br>Mon Jun 03 1985, 10:05 PM EDT<br>Att. 17,740 - Unknown<br><a href="http://livebaseballscorecards.com">livebaseballscorecards.com</a> |                                 |                              |                                 |                              |                                 |                              |                                 |                                  |                                    |                                  |        |   |
| <b>Rick Schu, R</b> (1, 5) <sup>x</sup><br>OBP: 0.292, SLG: 0.286   | 0-0 ②<br>F7                  |                                 |                              | 0-0<br>E6<br>HR                 | 0-0 ③<br>F3                  |                                 |                              | 0-0 ②<br>4-3                    |                              | 4 1 0 0 0 0 2                   |   |                                 |                              |                                 |                              |                                 |                              |                                 |                                  |                                    |                                  |        |   |
| <b>Juan Samuel, R</b> (1, 4) <sup>x</sup><br>OBP: 0.270, SLG: 0.376   | 0-0 ③<br>4-3                 |                                 |                              | 0-0 ①<br>F3                     |                              | 0-0<br>1B                       |                              | 0-0 ③<br>6-3                    |                              | 4 0 1 0 0 0 1                   |   |                                 |                              |                                 |                              |                                 |                              |                                 |                                  |                                    |                                  |        |   |
| <b>Mike Schmidt, R</b> (1, 3)<br>OBP: 0.301, SLG: 0.369   |                              | 0-0 ①<br>5-3                    |                              | 0-3 ②<br>K                      |                              | 0-0 ①<br>F3                     |                              | 0-0 ①<br>F8                     |                              | 4 0 0 0 0 1 2                   |   |                                 |                              |                                 |                              |                                 |                              |                                 |                                  |                                    |                                  |        |   |
| <b>Ozzie Virgil, R</b> (1, 2)<br>OBP: 0.375, SLG: 0.518   |                              | 0-0<br>HR                       |                              | 0-0<br>1-H<br>HR                |                              | 0-0 ②<br>F9                     |                              | 0-0 ②<br>5-3                    |                              | 4 2 2 3 0 0 1                   |   |                                 |                              |                                 |                              |                                 |                              |                                 |                                  |                                    |                                  |        |   |
| <b>Glenn Wilson, R</b> (1, 9)<br>OBP: 0.276, SLG: 0.401   |                              | 0-0 ②<br>F3                     |                              | 0-3 ③<br>K                      |                              | 0-0 ③<br>F3                     |                              | 0-0 ③<br>F8                     |                              | 4 0 0 0 0 1 1                   |   |                                 |                              |                                 |                              |                                 |                              |                                 |                                  |                                    |                                  |        |   |
| <b>Garry Maddox, R</b> (1, 8)<br>OBP: 0.294, SLG: 0.333   |                              | 0-0 ③<br>6-3                    |                              |                                 | 0-0 ①<br>L3                  |                                 | 0-0 ①<br>F8                  |                                 |                              | 3 0 0 0 0 0 0                   |   |                                 |                              |                                 |                              |                                 |                              |                                 |                                  |                                    |                                  |        |   |
| <b>Steve Jeltz, S</b> (1, 6)<br>OBP: 0.259, SLG: 0.186  |                              |                                 | 0-0 ①<br>L9                  |                                 | 4-0<br>FC6-5<br>1B<br>BB     |                                 | 0-0 ②<br>F8                  |                                 |                              | 2 0 0 0 1 0 0                   |   |                                 |                              |                                 |                              |                                 |                              |                                 |                                  |                                    |                                  |        |   |
| <b>Kevin Gross, R</b> (1, 1)<br>OBP: 0.267, SLG: 0.214<br><b>Kent Tekulve, R</b> (8, 1)                                     |                              |                                 | 0-0 ②<br>1-3                 |                                 | 0-0<br>FC6-5<br>1B           |                                 | 0-0 ③<br>F9                  |                                 |                              | 3 0 1 0 0 0 0<br>0 0 0 0 0 0 0  |   |                                 |                              |                                 |                              |                                 |                              |                                 |                                  |                                    |                                  |        |   |
| <b>Inning Stats</b>   | R: 0<br>E: 0<br>K: 0<br>S: 3 | H: 0<br>LOB: 0<br>BB: 0<br>P: 3 | R: 1<br>E: 0<br>K: 0<br>S: 4 | H: 1<br>LOB: 0<br>BB: 0<br>P: 4 | R: 0<br>E: 0<br>K: 0<br>S: 3 | H: 0<br>LOB: 0<br>BB: 0<br>P: 3 | R: 2<br>E: 1<br>K: 2<br>S: 9 | H: 1<br>LOB: 0<br>BB: 0<br>P: 9 | R: 0<br>E: 0<br>K: 0<br>S: 4 | H: 1<br>LOB: 2<br>BB: 1<br>P: 8 | R: 0<br>E: 0<br>K: 0<br>S: 4  | H: 1<br>LOB: 1<br>BB: 0<br>P: 4 | R: 0<br>E: 0<br>K: 0<br>S: 3 | H: 0<br>LOB: 0<br>BB: 0<br>P: 3 | R: 0<br>E: 0<br>K: 1<br>S: 5 | H: 0<br>LOB: 0<br>BB: 0<br>P: 5 | R: 0<br>E: 0<br>K: 0<br>S: 3 | H: 0<br>LOB: 0<br>BB: 0<br>P: 3 | 1B: 2<br>2B: 0<br>3B: 0<br>HR: 2 | SF: 0<br>SAC: 0<br>DP: 0<br>HBP: 0 | WP: 0<br>PB: 0<br>SB: 0<br>CS: 0 | PA: 33 |   |
| <b>PITCHER</b><br><b>Dave Dravecky, L</b> (1, 1)<br>ERA: 2.4<br><b>Craig Lefferts, L</b> (8, 1)<br>ERA: 4.22                | IP<br>7.0                    | WLS<br>L                        | BF<br>27                     | H<br>4                          | R<br>3                       | ER<br>1                         | SO<br>2                      | BB<br>1                         | IBB<br>0                     | HBP<br>0                        | BLK<br>0  | WP<br>0                         | HR<br>2                      | S<br>30                         | P<br>34                      | ERA<br>1.29                     | WHIP<br>0.714                |                                 |                                  |                                    |                                  |        | <b>PITCHER</b><br>IP<br>2.0<br>WLS<br>L<br>BF<br>6<br>H<br>0<br>R<br>0<br>ER<br>0<br>SO<br>1<br>BB<br>0<br>IBB<br>0<br>HBP<br>0<br>BLK<br>0<br>WP<br>0<br>HR<br>0<br>S<br>8<br>P<br>8<br>ERA<br>0.00<br>WHIP<br>0.000 |







| Batter  | 1   | 2   | 3   | 4   | 5   | 6   | 7   | 8   | 9   | AB R H RBI BB SO LOB  | TOP                                     |   |
|---|---|---|---|---|---|---|---|---|---|---|---|---|
| <b>Jeff Stone, L</b> (1, 7)<br><small>OBP: 0.298, SLG: 0.331</small><br><b>Larry Andersen, R</b> (7, 1)<br><b>Greg Gross, L</b> (9, PH)<br><small>OBP: 0.273, SLG: 0.280</small><br><b>John Wockenfuss, R</b> (9, PH)<br><small>OBP: 0.310, SLG: 0.167</small><br><b>Kent Tekulve, R</b> (9, 1) | 0-0<br><br>1B   | 0-0<br><br>1B                                       |   | 0-0<br><br>4-3                                      |   |   | 0-0<br><br>L8                                       |   | 0-0<br><br>1B<br><small>1-3</small><br><small>3-H</small> | 4 1 2 0 0 0 0<br>0 0 0 0 0 0 0<br>0 0 0 0 0 0 0<br>1 0 1 1 0 0 0<br>0 0 0 0 0 0 0 |   |   |
| <b>Juan Samuel, R</b> (1, 4)<br><small>OBP: 0.278, SLG: 0.393</small>   | 0-0<br><br>2B<br><small>1-H</small>                   | 1-0<br><br>HBP                                      |   |   | 0-0<br><br>B5-3                                     |   |   | 0-0<br><br>3B<br><small>4-3</small>                 | 0-3<br><br>K<br><small>0-3</small>                        | 4 2 2 1 0 1 1   |   |   |
| <b>Von Hayes, L</b> (1, 8)<br><small>OBP: 0.384, SLG: 0.420</small>   | 0-0<br><br>5-3  | 0-0<br><br>F8                                       |   |   | 0-0<br><br>F9                                       |   |   | 0-0<br><br>4-3<br><small>2-3</small>                |   | 4 0 0 0 0 0 4   |   |   |
| <b>Mike Schmidt, R</b> (1, 3)<br><small>OBP: 0.305, SLG: 0.390</small>  | 0-3<br><br>K  |   |   | 0-0<br><br>4-3<br>SF7<br>2B                         |   | 0-0<br><br>6-3                                      |   | 0-0<br><br>3B<br><small>3-H</small>                 |   | 4 1 2 1 0 1 1   |   |   |
| <b>Ozzie Virgil, R</b> (1, 2)<br><small>OBP: 0.384, SLG: 0.528</small><br><b>Derrel Thomas, S</b> (8, PR)<br><small>OBP: 0.222, SLG: 0.125</small><br><b>Bo Diaz, R</b> (8, 2)<br><small>OBP: 0.176, SLG: 0.125</small>   | 0-0<br><br>2B<br><small>3-H</small>                   |   |   | 0-0<br><br>4-3<br>2-3                               |   | 0-0<br><br>FC5-4<br>1B                              |   | 0-0<br><br>G4-6-3<br>BB                             |   | 3 0 2 1 1 0 1<br>0 0 0 0 0 0 0<br>0 0 0 0 0 0 0                                   |   |   |
| <b>Tim Corcoran, L</b> (1, 9)<br><small>OBP: 0.336, SLG: 0.287</small><br><b>Garry Maddox, R</b> (9, 8)<br><small>OBP: 0.294, SLG: 0.333</small>  | 4-0<br><br>BB   |   |   | 0-0<br><br>SF7<br><small>3-H</small>                |   | 0-3<br><br>K  |   | 0-0<br><br>G4-6-3<br><small>1-2f</small>            |   | 2 0 0 1 1 1 3<br>0 0 0 0 0 0 0  |   |   |
| <b>Rick Schu, R</b> (1, 5)<br><small>OBP: 0.286, SLG: 0.280</small>   | 0-0<br><br>F4   |   |   | 0-0<br><br>5-3                                      |   | 0-0<br><br>FC5-4<br>CS<br><small>1-2f</small>       |   | 0-0<br><br>1B<br>SH3<br>1B                          |   | 4 1 1 0 0 0 3   |   |   |
| <b>Steve Jeltz, S</b> (1, 6)<br><small>OBP: 0.252, SLG: 0.180</small>   |   | 0-3<br><br>K  |   | 0-0<br><br>6-3                                      |   | 0-0<br><br>CS<br><small>1-2</small>                 | 0-0<br><br>6-3                                      |   | 0-0<br><br>SH3<br>1-2                                     | 3 0 0 0 0 1 0   |   |   |
| <b>John Denny, R</b> (1, 1)<br><small>OBP: 0.179, SLG: 0.115</small><br><b>Don Carman, L</b> (6, 1)<br><b>Glenn Wilson, R</b> (7, PH)<br><small>OBP: 0.279, SLG: 0.402</small><br>(7, 9)  |   | 0-0<br><br>F9                                       |   | 0-0<br><br>L8                                       |   | 0-0<br><br>F8                                       |   | 0-0<br><br>1B<br>2-3                                |   | 2 0 0 0 0 0 0<br>0 0 0 0 0 0 0<br>2 0 1 0 0 0 0                                   |   |   |
| <b>Inning Stats</b>   | R: 2 H: 3<br>E: 0 LOB: 2<br>K: 1 BB: 1<br>S: 8 P: 12  | R: 0 H: 1<br>E: 0 LOB: 2<br>K: 1 BB: 0<br>S: 6 P: 7 | R: 1 H: 1<br>E: 0 LOB: 0<br>K: 0 BB: 0<br>S: 4 P: 4 | R: 0 H: 0<br>E: 0 LOB: 0<br>K: 0 BB: 0<br>S: 3 P: 3 | R: 0 H: 0<br>E: 0 LOB: 0<br>K: 0 BB: 0<br>S: 3 P: 3 | R: 0 H: 1<br>E: 0 LOB: 0<br>K: 1 BB: 0<br>S: 5 P: 5 | R: 0 H: 0<br>E: 0 LOB: 0<br>K: 0 BB: 0<br>S: 3 P: 3 | R: 1 H: 2<br>E: 0 LOB: 2<br>K: 0 BB: 1<br>S: 4 P: 8 | R: 1 H: 3<br>E: 0 LOB: 1<br>K: 1 BB: 0<br>S: 7 P: 7       | 1B: 6 SF: 1<br>2B: 3 SAC: 1<br>3B: 2 DP: 1<br>HR: 0 HBP: 1                        | WP: 0 PA: 39<br>PB: 0<br>SB: 1<br>CS: 1 |   |
| <b>PITCHER</b><br><b>Andy Hawkins, R</b> (1, 1)<br><small>ERA: 2.92</small><br><b>Rich Gossage, R</b> (8, 1)<br><small>ERA: 2.3</small><br><b>Luis DeLeon, R</b> (9, 1)<br><small>ERA: 4.01</small><br><b>Craig Lefferts, L</b> (9, 1)<br><small>ERA: 4.09</small>                              | IP WLS BF H R ER SO BB IBB HBP BLK WP HR S P ERA WHIP |   |   |   |   |   |   |   |   |   |   | <b>PITCHER</b><br>IP WLS BF H R ER SO BB IBB HBP BLK WP HR S P ERA WHIP |

**Philadelphia Phillies @ San Diego Padres**  
**Jack Murphy Stadium, San Diego, CA**  
Tue Jun 04 1985, 10:05 PM EDT  
Att: 25,141 - Unknown

|            |    |
|------------|----|
| <b>AB</b>  | 33 |
| <b>R</b>   | 5  |
| <b>H</b>   | 11 |
| <b>RBI</b> | 5  |
| <b>BB</b>  | 2  |
| <b>SO</b>  | 4  |
| <b>LOB</b> | 13 |



| Batter   | 1                   | 2               | 3                         | 4                      | 5             | 6                       | 7 | 8                    | 9                    | AB R H RBI BB SO LOB  |
|--|---------------------|-----------------|---------------------------|------------------------|---------------|-------------------------|---|----------------------|----------------------|---|
| Tim Flannery, L (1, 4)<br>OBP: 0.394, SLG: 0.367     | 0-0<br>4-3 1B<br>1B |                 | 1-0<br>1B<br>G6-4-3 HBP   | 0-0<br>FC5<br>1-2 2-3f |               | 0-0<br>E7<br>1B         |   |                      | 0-0<br>6-3           | 4 1 2 2 0 0 2   |
| Tony Gwynn, L (1, 9)<br>OBP: 0.364, SLG: 0.459       | 0-0<br>4-3 1B       |                 | 0-0<br>G6-4-3 1B          |                        | 0-0<br>4-3    | 0-3<br>K                |   |                      | 0-0<br>BB<br>3B 1B   | 5 1 3 0 0 1 1   |
| Steve Garvey, R (1, 3)<br>OBP: 0.300, SLG: 0.471     | 0-3<br>K            |                 | 0-0<br>G6-4-3<br>1-2f 3-H |                        | 0-0<br>HR     |                         |   | 0-0<br>6-3           | 0-3<br>K             | 5 1 1 1 0 2 4   |
| Graig Nettles, L (1, 5)<br>OBP: 0.400, SLG: 0.376    | 0-0<br>4-3          |                 | 4-0<br>BB                 |                        | 0-0<br>4-3    |                         |   | 0-0<br>F8            | 4-0<br>BB<br>3B BB   | 3 0 0 0 2 0 2<br>0 1 0 0 0 0 0  |
| Jerry Royster, R (9, PR)<br>OBP: 0.264, SLG: 0.343   | 1-2 2-3             |                 |                           |                        |               |                         |   |                      |                      |   |
| Kevin McReynolds, R (1, 8)<br>OBP: 0.317, SLG: 0.418 | 0-0<br>F8           |                 | 0-0<br>6-3                |                        | 0-0<br>F9     |                         |   | 0-0<br>F3            | 0-0<br>3B<br>1-H 2-H | 5 0 1 2 0 0 3   |
| Terry Kennedy, L (1, 2)<br>OBP: 0.318, SLG: 0.429    |                     | 0-0<br>4-3      |                           | 0-3<br>K<br>FC5 1B     |               | 0-0<br>FC6-4 1B<br>E 1B |   | 0-0<br>1B<br>2-6-1-3 |                      | 4 1 2 0 0 1 0<br>0 0 0 0 0 0 0<br>0 0 0 0 0 0 0                                   |
| Bobby Brown, S (8, PR)<br>OBP: 0.190, SLG: 0.250     |                     |                 |                           |                        |               |                         |   |                      |                      |   |
| Bruce Bochy, R (9, 2)<br>OBP: 0.208, SLG: 0.333      |                     |                 |                           |                        |               |                         |   |                      |                      |   |
| Carmelo Martinez, R (1, 7)<br>OBP: 0.354, SLG: 0.514 |                     | 4-0<br>BB<br>1B |                           | 0-3<br>K               |               | 0-0<br>FC6-4 1B<br>1-2  |   | 0-0<br>9-6-1-3       |                      | 3 0 1 0 1 1 2   |
| Garry Templeton, S (1, 6)<br>OBP: 0.302, SLG: 0.394  |                     |                 | 0-0<br>G1-6-3<br>1B       |                        | 0-0<br>F9     | 0-0<br>FC6-4<br>E S     |   | 0-0<br>1B            |                      | 4 1 2 0 0 0 3   |
| Andy Hawkins, R (1, 1)<br>OBP: 0.179, SLG: 0.148     |                     |                 | 0-0<br>G1-6-3             |                        | 0-0<br>FC5 1B | 0-3<br>K                |   | 0-0<br>4-3           |                      | 3 0 1 0 0 1 4<br>0 0 0 0 0 0 0<br>1 0 0 0 0 0 1<br>0 0 0 0 0 0 0<br>0 0 0 0 0 0 0 |
| Rich Gossage, R (8, 1)                               |                     |                 |                           |                        |               |                         |   |                      |                      |   |
| Al Bumbry, L (8, PH)<br>OBP: 0.318, SLG: 0.310       |                     |                 |                           |                        |               |                         |   |                      |                      |   |
| Luis DeLeon, R (9, 1)<br>OBP: 0.250, SLG: 0.250      |                     |                 | 1-2f                      |                        |               |                         |   |                      |                      |   |
| Craig Lefferts, L (9, 1)<br>OBP: 0.500, SLG: 0.500   |                     |                 |                           |                        |               |                         |   |                      |                      |   |

| Inning Stats | R: 0 | H: 2 | E: 0 | K: 1 | S: 7 | H: 2 | LOB: 2 | BB: 0 | P: 7 | R: 0 | H: 1 | E: 0 | K: 0 | S: 3 | R: 0 | H: 1 | E: 0 | K: 0 | S: 3 | R: 1 | H: 1 | E: 0 | K: 2 | S: 9 | R: 0 | H: 1 | E: 0 | K: 0 | S: 9 | R: 1 | H: 1 | E: 0 | K: 0 | S: 4 | R: 2 | H: 3 | E: 1 | K: 2 | S: 10 | R: 0 | H: 0 | E: 0 | K: 0 | S: 3 | R: 0 | H: 2 | E: 0 | K: 0 | S: 4 | R: 2 | H: 2 | E: 0 | K: 1 | S: 6 | 1B: 11 | SF: 0 | 2B: 1 | SAC: 0 | 3B: 1 | DP: 3 | HR: 1 | HBP: 1 | WP: 0 | PA: 41 |
|--------------|------|------|------|------|------|------|--------|-------|------|------|------|------|------|------|------|------|------|------|------|------|------|------|------|------|------|------|------|------|------|------|------|------|------|------|------|------|------|------|-------|------|------|------|------|------|------|------|------|------|------|------|------|------|------|------|--------|-------|-------|--------|-------|-------|-------|--------|-------|--------|
|--------------|------|------|------|------|------|------|--------|-------|------|------|------|------|------|------|------|------|------|------|------|------|------|------|------|------|------|------|------|------|------|------|------|------|------|------|------|------|------|------|-------|------|------|------|------|------|------|------|------|------|------|------|------|------|------|------|--------|-------|-------|--------|-------|-------|-------|--------|-------|--------|

| PITCHER                              | IP  | WLS | BF | H | R | ER | SO | BB | IBB | HBP | BLK | WP | HR | S  | P  | ERA   | WHIP  |
|--------------------------------------|-----|-----|----|---|---|----|----|----|-----|-----|-----|----|----|----|----|-------|-------|
| John Denny, R (1, 1)<br>ERA: 4.62    | 5.2 |     | 28 | 9 | 4 | 4  | 4  | 2  | 0   | 1   | 0   | 0  | 1  | 33 | 42 | 6.35  | 1.941 |
| Don Carman, L (6, 1)<br>ERA: 0.89    | 0.1 |     | 1  | 0 | 0 | 0  | 1  | 0  | 0   | 0   | 0   | 0  | 0  | 3  | 3  | 0.00  | 0.000 |
| Larry Andersen, R (7, 1)<br>ERA: 3.9 | 2.0 |     | 7  | 2 | 0 | 0  | 0  | 0  | 0   | 0   | 0   | 0  | 0  | 7  | 7  | 0.00  | 1.000 |
| Kent Tekulve, R (9, 1)<br>ERA: 3.86  | 0.2 | L   | 5  | 2 | 2 | 2  | 1  | 1  | 0   | 0   | 0   | 0  | 0  | 6  | 10 | 27.00 | 4.500 |

BOTTOM

Philadelphia Phillies @ San Diego Padres  
Jack Murphy Stadium, San Diego, CA  
Tue Jun 04 1985, 10:05 PM EDT  
Att. 25,141 - Unknown

livebaseballscorecards.com

|     |    |
|-----|----|
| AB  | 37 |
| R   | 6  |
| H   | 13 |
| RBI | 5  |
| BB  | 3  |
| SO  | 6  |
| LOB | 22 |





| Batter  | 1  | 2                               | 3                            | 4                               | 5                            | 6                               | 7                            | 8                               | 9                            | AB R H RBI BB SO LOB                            | TOP                          |                                 |                              |                                 |                              |                                 |                                  |                                    |                                  |        |  |  |  |  |  |  |  |  |  |  |  |  |  |  |  |  |
|---|--|---------------------------------|------------------------------|---------------------------------|------------------------------|---------------------------------|------------------------------|---------------------------------|------------------------------|---|------------------------------|---------------------------------|------------------------------|---------------------------------|------------------------------|---------------------------------|----------------------------------|------------------------------------|----------------------------------|--------|--|--|--|--|--|--|--|--|--|--|--|--|--|--|--|--|
| Jeff Stone, L (1, 7) X<br>OBP: 0.297, SLG: 0.329  | 0-0<br>E<br>1B   |                                 | 0-0<br>4-3                   |                                 |                              | 0-0<br>F5                       |                              |                                 | 0-0<br>B1-3                  | 4 1 1 0 0 0 1                                   |                              |                                 |                              |                                 |                              |                                 |                                  |                                    |                                  |        |  |  |  |  |  |  |  |  |  |  |  |  |  |  |  |  |
| Juan Samuel, R (1, 4) X<br>OBP: 0.273, SLG: 0.386   | 0-0<br>5-3<br>1-H  |                                 |                              | 0-3<br>K                        |                              | 0-3<br>K                        |                              |                                 | 0-0<br>4-3                   | 4 0 0 0 0 2 1                                   |                              |                                 |                              |                                 |                              |                                 |                                  |                                    |                                  |        |  |  |  |  |  |  |  |  |  |  |  |  |  |  |  |  |
| Von Hayes, L (1, 8) S S<br>OBP: 0.377, SLG: 0.410   | 0-3<br>K   |                                 |                              | 0-0<br>F5                       |                              |                                 | 0-0<br>L7                    |                                 | 0-0<br>F7                    | 4 0 0 0 0 1 0                                   |                              |                                 |                              |                                 |                              |                                 |                                  |                                    |                                  |        |  |  |  |  |  |  |  |  |  |  |  |  |  |  |  |  |
| Mike Schmidt, R (1, 3) S S<br>OBP: 0.301, SLG: 0.383  | 0-3<br>K   |                                 |                              | 0-0<br>5-3                      |                              |                                 | 0-0<br>L5                    |                                 |                              | 3 0 0 0 0 1 0                                   |                              |                                 |                              |                                 |                              |                                 |                                  |                                    |                                  |        |  |  |  |  |  |  |  |  |  |  |  |  |  |  |  |  |
| Ozzie Virgil, R (1, 2) S S<br>OBP: 0.377, SLG: 0.517  |  | 0-3<br>K                        |                              |                                 | 0-3<br>K                     |                                 | 0-0<br>F8                    |                                 |                              | 3 0 0 0 0 2 0                                   |                              |                                 |                              |                                 |                              |                                 |                                  |                                    |                                  |        |  |  |  |  |  |  |  |  |  |  |  |  |  |  |  |  |
| Glenn Wilson, R (1, 9) S S<br>OBP: 0.274, SLG: 0.395  |  | 0-0<br>F8                       |                              | 0-0<br>4-3                      |                              |                                 |                              | 0-3<br>K                        |                              | 3 0 0 0 0 1 0                                   |                              |                                 |                              |                                 |                              |                                 |                                  |                                    |                                  |        |  |  |  |  |  |  |  |  |  |  |  |  |  |  |  |  |
| Rick Schu, R (1, 5) S S<br>OBP: 0.290, SLG: 0.286   |  | 0-3<br>K                        |                              | 0-0<br>2-3                      |                              |                                 |                              | 0-0<br>1B<br>1B                 |                              | 3 0 1 0 0 1 0                                   |                              |                                 |                              |                                 |                              |                                 |                                  |                                    |                                  |        |  |  |  |  |  |  |  |  |  |  |  |  |  |  |  |  |
| Steve Jeltz, S (1, 6) X<br>OBP: 0.248, SLG: 0.176<br>Greg Gross, L (8, PH) X<br>OBP: 0.286, SLG: 0.294<br>Luis Aguayo, R (8, 6) X<br>OBP: 0.317, SLG: 0.353 |  |                                 | 0-0<br>F9                    |                                 |                              | 0-0<br>4-3                      |                              | 0-0<br>G1-6-3<br>1-2<br>1B      |                              | 2 0 0 0 0 0 0<br>1 0 1 0 0 0 0<br>0 0 0 0 0 0 0 |                              |                                 |                              |                                 |                              |                                 |                                  |                                    |                                  |        |  |  |  |  |  |  |  |  |  |  |  |  |  |  |  |  |
| Charles Hudson, S (1, 1) S S<br>OBP: 0.111, SLG: 0.111<br>Tim Corcoran, L (8, PH) S S<br>OBP: 0.333, SLG: 0.284<br>Don Carman, L (8, 1) S S                 |  | 0-3<br>K                        |                              |                                 | 0-0<br>1B                    |                                 |                              | 0-0<br>G1-6-3<br>1-2            |                              | 2 0 1 0 0 1 0<br>1 0 0 0 0 0 2<br>0 0 0 0 0 0 0 |                              |                                 |                              |                                 |                              |                                 |                                  |                                    |                                  |        |  |  |  |  |  |  |  |  |  |  |  |  |  |  |  |  |
| <b>Inning Stats</b>   | R: 1<br>E: 1<br>K: 2<br>S: 8   | H: 1<br>LOB: 0<br>BB: 0<br>P: 8 | R: 0<br>E: 0<br>K: 2<br>S: 7 | H: 0<br>LOB: 0<br>BB: 0<br>P: 7 | R: 0<br>E: 0<br>K: 1<br>S: 5 | H: 0<br>LOB: 0<br>BB: 0<br>P: 5 | R: 0<br>E: 0<br>K: 1<br>S: 5 | H: 0<br>LOB: 0<br>BB: 0<br>P: 5 | R: 0<br>E: 0<br>K: 1<br>S: 6 | H: 1<br>LOB: 1<br>BB: 0<br>P: 6                 | R: 0<br>E: 0<br>K: 0<br>S: 3 | H: 0<br>LOB: 0<br>BB: 0<br>P: 3 | R: 0<br>E: 0<br>K: 1<br>S: 6 | H: 2<br>LOB: 1<br>BB: 0<br>P: 6 | R: 0<br>E: 0<br>K: 0<br>S: 3 | H: 0<br>LOB: 0<br>BB: 0<br>P: 3 | 1B: 4<br>2B: 0<br>3B: 0<br>HR: 0 | SF: 0<br>SAC: 0<br>DP: 1<br>HBP: 0 | WP: 0<br>PB: 0<br>SB: 0<br>CS: 0 | PA: 30 |  |  |  |  |  |  |  |  |  |  |  |  |  |  |  |  |
| <b>PITCHER</b><br>LaMarr Hoyt, R (1, 1)<br>ERA: 3.38  | IP: 9.0<br>WLS: W<br>BF: 30<br>H: 4<br>R: 1<br>ER: 0<br>SO: 9<br>BB: 0<br>IBB: 0<br>HBP: 0<br>BLK: 0<br>WP: 0<br>HR: 0<br>S: 48<br>P: 48<br>ERA: 0.00<br>WHIP: 0.444 |                                 |                              |                                 |                              |                                 |                              |                                 |                              |   |                              |                                 |                              |                                 |                              |                                 |                                  |                                    |                                  |        |  |  |  |  |  |  |  |  |  |  |  |  |  |  |  |  |
| <b>PITCHER</b>  | IP   | WLS                             | BF                           | H                               | R                            | ER                              | SO                           | BB                              | IBB                          | HBP   | BLK                          | WP                              | HR                           | S                               | P                            | ERA                             | WHIP                             |                                    |                                  |        |  |  |  |  |  |  |  |  |  |  |  |  |  |  |  |  |

Philadelphia Phillies @ San Diego Padres  
 Jack Murphy Stadium, San Diego, CA  
 Wed Jun 05 1985, 10:05 PM EDT  
 Att: 30,352 - Unknown

livebaseballscorecards.com

|     |    |
|-----|----|
| AB  | 30 |
| R   | 1  |
| H   | 4  |
| RBI | 0  |
| BB  | 0  |
| SO  | 9  |
| LOB | 4  |



| Batter   | 1               | 2          | 3          | 4          | 5                     | 6                               | 7         | 8         | 9 | AB | R | H | RBI | BB | SO | LOB |
|--|-----------------|------------|------------|------------|-----------------------|---------------------------------|-----------|-----------|---|----|---|---|-----|----|----|-----|
| Jerry Royster, R<br>OBP: 0.282, SLG: 0.329 (1, 4)    | 4-0<br>1B<br>BB |            | 0-3<br>K   |            | 0-3<br>K              |                                 | 0-0<br>F6 |           |   | 3  | 0 | 0 | 0   | 1  | 2  | 0   |
| Tony Gwynn, L<br>OBP: 0.362, SLG: 0.455 (1, 9)       | 0-0<br>1B       |            | 0-0<br>4-3 |            | 0-0<br>F8             |                                 | 0-0<br>F8 |           |   | 4  | 0 | 1 | 0   | 0  | 0  | 0   |
| Steve Garvey, R<br>OBP: 0.304, SLG: 0.483 (1, 3)     | 0-0<br>F4       |            | 4-0<br>BB  |            | 0-0<br>F7             |                                 |           | 0-0<br>HR |   | 3  | 1 | 1 | 1   | 1  | 0  | 1   |
| Graig Nettles, L<br>OBP: 0.396, SLG: 0.367 (1, 5)    | 0-0<br>G3       |            | 0-3<br>K   |            | 4-0<br>1B<br>2B<br>BB |                                 |           | 0-3<br>K  |   | 3  | 1 | 0 | 0   | 1  | 2  | 2   |
| Kevin McReynolds, R<br>OBP: 0.316, SLG: 0.414 (1, 8) |                 | 0-0<br>F6  |            | 0-0<br>F9  |                       | 0-0<br>2B<br>1B                 |           | 0-3<br>K  |   | 4  | 1 | 1 | 0   | 0  | 1  | 0   |
| Terry Kennedy, L<br>OBP: 0.328, SLG: 0.459 (1, 2)    |                 | 0-0<br>3B  |            | 0-0<br>2B  |                       | 0-0<br>L5-4<br>1-H<br>2-H<br>2B |           | 0-3<br>K  |   | 4  | 0 | 3 | 2   | 0  | 1  | 0   |
| Carmelo Martinez, R<br>OBP: 0.347, SLG: 0.503 (1, 7) |                 | 0-0<br>6-3 |            | 0-3<br>K   |                       | 0-0<br>B5-3                     |           |           |   | 3  | 0 | 0 | 0   | 0  | 1  | 3   |
| Garry Templeton, S<br>OBP: 0.308, SLG: 0.392 (1, 6)  |                 | 4-0<br>IBB |            | 4-0<br>IBB |                       | 0-0<br>L5-4<br>2-3              |           |           |   | 1  | 0 | 0 | 0   | 2  | 0  | 1   |
| LaMarr Hoyt, R<br>OBP: 0.074, SLG: 0.074 (1, 1)      |                 | 0-3<br>K   |            | 0-3<br>K   |                       |                                 | 0-3<br>K  |           |   | 3  | 0 | 0 | 0   | 0  | 3  | 4   |

| Inning Stats                         | R: 0 | H: 1 | E: 0 | LOB: 1 | K: 0 | S: 3 | P: 7 | R: 0 | H: 1 | E: 0 | LOB: 2 | K: 1 | BB: 1 | S: 6 | R: 0 | H: 0 | E: 0  | LOB: 1 | K: 2 | BB: 1 | S: 7 | R: 0 | H: 1 | E: 0 | LOB: 2 | K: 2 | BB: 1 | S: 8 | R: 0 | H: 0 | E: 0 | LOB: 0 | K: 1 | BB: 0 | S: 5 | R: 2 | H: 2 | E: 0 | LOB: 0 | K: 0 | BB: 1 | S: 4 | R: 0 | H: 0 | E: 0 | LOB: 0 | K: 1 | BB: 0 | S: 5 | R: 1 | H: 1 | E: 0 | LOB: 0 | K: 3 | BB: 0 | S: 10 | P: 10 |
|--------------------------------------|------|------|------|--------|------|------|------|------|------|------|--------|------|-------|------|------|------|-------|--------|------|-------|------|------|------|------|--------|------|-------|------|------|------|------|--------|------|-------|------|------|------|------|--------|------|-------|------|------|------|------|--------|------|-------|------|------|------|------|--------|------|-------|-------|-------|
| PITCHER                              | IP   | WLS  | BF   | H      | R    | ER   | SO   | BB   | IBB  | HBP  | BLK    | WP   | HR    | S    | P    | ERA  | WHIP  |        |      |       |      |      |      |      |        |      |       |      |      |      |      |        |      |       |      |      |      |      |        |      |       |      |      |      |      |        |      |       |      |      |      |      |        |      |       |       |       |
| Charles Hudson, R<br>ERA: 3.1 (1, 1) | 7.0  | L    | 29   | 5      | 2    | 2    | 7    | 3    | 2    | 0    | 0      | 0    | 0     | 38   | 58   | 2.57 | 1.143 |        |      |       |      |      |      |      |        |      |       |      |      |      |      |        |      |       |      |      |      |      |        |      |       |      |      |      |      |        |      |       |      |      |      |      |        |      |       |       |       |
| Don Carman, L<br>ERA: 1.27 (8, 1)    | 1.0  |      | 4    | 1      | 1    | 1    | 3    | 0    | 0    | 0    | 0      | 0    | 1     | 10   | 10   | 9.00 | 1.000 |        |      |       |      |      |      |      |        |      |       |      |      |      |      |        |      |       |      |      |      |      |        |      |       |      |      |      |      |        |      |       |      |      |      |      |        |      |       |       |       |


**BOTTOM**

**Philadelphia Phillies @ San Diego Padres**  
**Jack Murphy Stadium, San Diego, CA**

Wed Jun 05 1985, 10:05 PM EDT  
 Att. 30,352 - Unknown

livebaseballscorecards.com

|            |           |
|------------|-----------|
| <b>AB</b>  | <b>28</b> |
| <b>R</b>   | <b>3</b>  |
| <b>H</b>   | <b>6</b>  |
| <b>RBI</b> | <b>3</b>  |
| <b>BB</b>  | <b>5</b>  |
| <b>SO</b>  | <b>10</b> |
| <b>LOB</b> | <b>11</b> |



| WP | PA | 3B | SF | SAC | DP | HBP | CS |
|----|----|----|----|-----|----|-----|----|
| 0  | 33 | 1  | 0  | 0   | 1  | 0   | 0  |



| Batter  | 1   | 2                               | 3                            | 4                               | 5                            | 6                               | 7                            | 8                               | 9                                   | AB R H RBI BB SO LOB   | TOP                          |                                  |                              |                                 |                              |                                 |                                  |                                    |                                  |        |
|---|---|---------------------------------|------------------------------|---------------------------------|------------------------------|---------------------------------|------------------------------|---------------------------------|-------------------------------------|--|------------------------------|----------------------------------|------------------------------|---------------------------------|------------------------------|---------------------------------|----------------------------------|------------------------------------|----------------------------------|--------|
| Tim Raines, S (1, 7)<br>OBP: 0.363, SLG: 0.412  | 0-0<br>S<br>3-1<br>1B                                 |                                 | 0-0<br>6-3                   |                                 |                              | 0-0<br>S<br>1B<br>1B            |                              | 0-0<br>E7<br>1B                 |                                     | 4 3 2 0 0 0 0  |                              |                                  |                              |                                 |                              |                                 |                                  |                                    |                                  |        |
| Jim Wohlford, R (1, 9)<br>OBP: 0.275, SLG: 0.274<br>Herm Winningham, L (8, PH)<br>OBP: 0.355, SLG: 0.374  | 0-0<br>3-1<br>1-H                                     |                                 | 0-3<br>K                     |                                 |                              | 0-0<br>1B                       |                              | 0-0<br>CS<br>1B                 |                                     | 3 0 1 2 0 1 0<br>1 0 1 1 0 0 0                                   |                              |                                  |                              |                                 |                              |                                 |                                  |                                    |                                  |        |
| Andre Dawson, R (1, 8)<br>OBP: 0.309, SLG: 0.446  | 0-0<br>P6   |                                 |                              |                                 | 0-0<br>CS<br>1B              |                                 | 0-0<br>F7                    |                                 | 0-0<br>L3<br>1-2                    | 4 0 1 0 0 0 2  |                              |                                  |                              |                                 |                              |                                 |                                  |                                    |                                  |        |
| Hubie Brooks, R (1, 6)<br>OBP: 0.306, SLG: 0.383  | 4-0<br>FC6-4<br>BB                                    |                                 | 0-3<br>K                     |                                 | 0-3<br>K                     |                                 | 0-3<br>K                     |                                 | 0-3<br>K                            | 3 0 0 0 1 3 2  |                              |                                  |                              |                                 |                              |                                 |                                  |                                    |                                  |        |
| Tim Wallach, R (1, 5)<br>OBP: 0.301, SLG: 0.390   | 0-0<br>FC6-4<br>1-2f                                  |                                 |                              |                                 | 0-0<br>F9                    |                                 | 4-0<br>SH3-4<br>BB           |                                 | 0-0<br>FC3-6<br>1B                  | 3 0 1 0 1 0 2  |                              |                                  |                              |                                 |                              |                                 |                                  |                                    |                                  |        |
| Dan Driessen, L (1, 3)<br>OBP: 0.341, SLG: 0.422  |   | 0-0<br>P3                       |                              | 0-0<br>CS<br>1-2                | 4-0<br>G6-4-3<br>BB          |                                 | 0-0<br>SH3-4<br>1-2          |                                 | 0-0<br>FC3-6<br>FC3-6<br>1B<br>1-2f | 2 0 0 0 1 0 1  |                              |                                  |                              |                                 |                              |                                 |                                  |                                    |                                  |        |
| Vance Law, R (1, 4)<br>OBP: 0.345, SLG: 0.315<br>Doug Flynn, R (9, 4)<br>OBP: 0.167, SLG: 0.167   |   | 0-0<br>F9                       |                              |                                 | 0-0<br>G6-4-3<br>1-2f        |                                 | 0-0<br>5-3                   |                                 | 0-0<br>FC3-6<br>1B<br>1-2           | 4 0 1 0 0 0 2<br>0 0 0 0 0 0 0                                   |                              |                                  |                              |                                 |                              |                                 |                                  |                                    |                                  |        |
| Mike Fitzgerald, R (1, 2)<br>OBP: 0.325, SLG: 0.234   |   | 0-3<br>K                        |                              |                                 | 0-0<br>6-3                   |                                 | 4-0<br>IBB                   |                                 | 0-0<br>FC3-6<br>S<br>1-2f<br>2-3    | 3 0 0 0 1 1 2  |                              |                                  |                              |                                 |                              |                                 |                                  |                                    |                                  |        |
| David Palmer, R (1, 1)<br>OBP: 0.158, SLG: 0.211<br>Steve Nicosia, R (7, PH)<br>OBP: 0.154, SLG: 0.083<br>Tim Burke, R (7, 1)<br>Jeff Reardon, R (8, 1)<br>OBP: 0.250, SLG: 0.250 |   |                                 | 0-0<br>P6                    |                                 |                              | 0-3<br>K                        |                              | 0-0<br>L6                       | 0-3<br>K<br>1-2                     | 2 0 0 0 0 1 0<br>1 0 0 0 0 0 2<br>0 0 0 0 0 0 0<br>1 0 0 0 0 1 2 |                              |                                  |                              |                                 |                              |                                 |                                  |                                    |                                  |        |
| <b>Inning Stats</b>   | R: 1<br>E: 0<br>K: 0<br>S: 4                          | H: 1<br>LOB: 1<br>BB: 1<br>P: 8 | R: 0<br>E: 0<br>K: 1<br>S: 5 | H: 0<br>LOB: 0<br>BB: 0<br>P: 5 | R: 0<br>E: 0<br>K: 1<br>S: 5 | H: 1<br>LOB: 0<br>BB: 0<br>P: 5 | R: 0<br>E: 0<br>K: 1<br>S: 2 | H: 0<br>LOB: 0<br>BB: 1<br>P: 6 | R: 1<br>E: 0<br>K: 2<br>S: 9        | H: 2<br>LOB: 1<br>BB: 0<br>P: 9                                  | R: 0<br>E: 0<br>K: 0<br>S: 3 | H: 0<br>LOB: 2<br>BB: 2<br>P: 11 | R: 1<br>E: 1<br>K: 1<br>S: 6 | H: 1<br>LOB: 0<br>BB: 0<br>P: 6 | R: 0<br>E: 0<br>K: 1<br>S: 7 | H: 2<br>LOB: 2<br>BB: 0<br>P: 7 | 1B: 7<br>2B: 0<br>3B: 0<br>HR: 0 | SF: 0<br>SAC: 1<br>DP: 1<br>HBP: 0 | WP: 0<br>PB: 0<br>SB: 4<br>CS: 2 | PA: 37 |
| <b>PITCHER</b>  | IP WLS BF H R ER SO BB IBB HBP BLK WP HR S P ERA WHIP |                                 |                              |                                 |                              |                                 |                              |                                 |                                     |  |                              |                                  |                              |                                 |                              |                                 |                                  |                                    |                                  |        |
| Steve Carlton, L (1, 1)<br>ERA: 2.27  | 7.0 L 27 4 2 2 5 3 1 0 0 0 0 0 33 49 2.57 1.000       |                                 |                              |                                 |                              |                                 |                              |                                 |                                     |  |                              |                                  |                              |                                 |                              |                                 |                                  |                                    |                                  |        |
| Larry Andersen, R (8, 1)<br>ERA: 3.67   | 2.0 9 3 1 0 2 0 0 0 0 0 0 0 13 13 0.00 1.500          |                                 |                              |                                 |                              |                                 |                              |                                 |                                     |  |                              |                                  |                              |                                 |                              |                                 |                                  |                                    |                                  |        |

**Montreal Expos @ Philadelphia Phillies**  
 Veterans Stadium, Philadelphia, PA  
 Fri Jun 07 1985, 7:05 PM EDT  
 Att: 21,039 - Unknown

livebaseballscorecards.com

**AB 31**  
**R 3**  
**H 7**  
**RBI 3**  
**BB 4**  
**SO 7**  
**LOB 15**







| Batter   | 1   | 2                               | 3                            | 4                               | 5                            | 6                                | 7                            | 8                               | 9                            | AB R H RBI BB SO LOB                            | TOP                          |                                 |                              |                                 |                              |                                 |                              |                                 |                                  |                                    |                                  |        |  |  |  |  |  |  |  |
|--|---|---------------------------------|------------------------------|---------------------------------|------------------------------|----------------------------------|------------------------------|---------------------------------|------------------------------|---|------------------------------|---------------------------------|------------------------------|---------------------------------|------------------------------|---------------------------------|------------------------------|---------------------------------|----------------------------------|------------------------------------|----------------------------------|--------|--|--|--|--|--|--|--|
| <b>Tim Raines, S</b> (1, 7) <sup>x</sup><br><small>OBP: 0.361, SLG: 0.405</small>  | 0-0<br>6-3  |                                 | 4-0<br>1B BB                 |                                 | 0-0<br>F8                    |                                  | 0-0<br>2-3                   |                                 |                              | 3 1 0 0 1 0 1                                   |                              |                                 |                              |                                 |                              |                                 |                              |                                 |                                  |                                    |                                  |        |  |  |  |  |  |  |  |
| <b>Jim Wohlford, R</b> (1, 9) <sup>x</sup><br><small>OBP: 0.260, SLG: 0.258</small><br><b>Herm Winningham, L</b> (7, 8)  | 0-0<br>4-3  |                                 | 0-0<br>6-3                   |                                 | 0-0<br>6-3                   |                                  | 0-0<br>F8                    |                                 |                              | 4 0 0 0 0 0 3<br>0 0 0 0 0 0 0                  |                              |                                 |                              |                                 |                              |                                 |                              |                                 |                                  |                                    |                                  |        |  |  |  |  |  |  |  |
| <b>Andre Dawson, R</b> (1, 8) <sup>x</sup><br><small>OBP: 0.313, SLG: 0.464</small>  | 0-0<br>HR   |                                 | 0-0<br>1B 1B                 |                                 | 0-0<br>E4 2B                 |                                  | 0-0<br>6-3                   |                                 |                              | 4 2 2 3 0 0 0                                   |                              |                                 |                              |                                 |                              |                                 |                              |                                 |                                  |                                    |                                  |        |  |  |  |  |  |  |  |
| <b>Hubie Brooks, R</b> (1, 6) <sup>x</sup><br><small>OBP: 0.310, SLG: 0.391</small>  | 0-0<br>F9   |                                 | 0-0<br>1B                    |                                 | 0-0<br>1B                    |                                  | 0-3<br>K                     |                                 |                              | 4 0 2 1 0 1 0                                   |                              |                                 |                              |                                 |                              |                                 |                              |                                 |                                  |                                    |                                  |        |  |  |  |  |  |  |  |
| <b>Tim Wallach, R</b> (1, 5) <sup>x</sup><br><small>OBP: 0.296, SLG: 0.382</small>   |   | 0-3<br>K                        | 0-0<br>F7                    |                                 | 0-0<br>F4                    |                                  | 0-3<br>K                     |                                 |                              | 4 0 0 0 0 2 3                                   |                              |                                 |                              |                                 |                              |                                 |                              |                                 |                                  |                                    |                                  |        |  |  |  |  |  |  |  |
| <b>Dan Driessen, L</b> (1, 3) <sup>x</sup><br><small>OBP: 0.333, SLG: 0.411</small>  |   | 0-0<br>3-1                      |                              | 0-0<br>F3                       |                              | 0-3<br>K                         |                              | 0-0<br>1-3                      |                              | 4 0 0 0 0 1 1                                   |                              |                                 |                              |                                 |                              |                                 |                              |                                 |                                  |                                    |                                  |        |  |  |  |  |  |  |  |
| <b>Vance Law, R</b> (1, 4) <sup>x</sup><br><small>OBP: 0.337, SLG: 0.307</small>   |   | 0-0<br>F7                       |                              | 0-3<br>K                        |                              | 0-3<br>K                         |                              | 0-0<br>F6                       |                              | 4 0 0 0 0 2 1                                   |                              |                                 |                              |                                 |                              |                                 |                              |                                 |                                  |                                    |                                  |        |  |  |  |  |  |  |  |
| <b>Mike Fitzgerald, R</b> (1, 2) <sup>x</sup><br><small>OBP: 0.323, SLG: 0.229</small>   |   |                                 | 4-0<br>6-3 1B SH3 BB         |                                 | 0-0<br>4-3                   |                                  | 0-0<br>5-3                   |                                 | 0-0<br>6-3                   | 3 1 0 0 1 0 0                                   |                              |                                 |                              |                                 |                              |                                 |                              |                                 |                                  |                                    |                                  |        |  |  |  |  |  |  |  |
| <b>Bryn Smith, R</b> (1, 1) <sup>x</sup><br><small>OBP: 0.273, SLG: 0.286</small><br><b>Gary Lucas, L</b> (7, 1)<br><b>Jeff Reardon, R</b> (8, 1) <sup>x</sup><br><small>OBP: 0.250, SLG: 0.250</small>              |   |                                 | 0-0<br>SH3                   |                                 | 0-0<br>L6                    |                                  | 0-0<br>2-3 1B                |                                 |                              | 2 0 1 0 0 0 0<br>0 0 0 0 0 0 0<br>0 0 0 0 0 0 0 |                              |                                 |                              |                                 |                              |                                 |                              |                                 |                                  |                                    |                                  |        |  |  |  |  |  |  |  |
| <b>Inning Stats</b>  | R: 1<br>E: 0<br>K: 0<br>S: 4                          | H: 1<br>LOB: 0<br>BB: 0<br>P: 4 | R: 0<br>E: 0<br>K: 1<br>S: 5 | H: 0<br>LOB: 0<br>BB: 0<br>P: 5 | R: 2<br>E: 0<br>K: 0<br>S: 5 | H: 2<br>LOB: 2<br>BB: 2<br>P: 13 | R: 0<br>E: 0<br>K: 1<br>S: 5 | H: 0<br>LOB: 0<br>BB: 0<br>P: 5 | R: 0<br>E: 0<br>K: 0<br>S: 3 | H: 0<br>LOB: 0<br>BB: 0<br>P: 3                 | R: 1<br>E: 1<br>K: 2<br>S: 9 | H: 1<br>LOB: 1<br>BB: 0<br>P: 9 | R: 0<br>E: 0<br>K: 0<br>S: 4 | H: 1<br>LOB: 1<br>BB: 0<br>P: 4 | R: 0<br>E: 0<br>K: 2<br>S: 7 | H: 0<br>LOB: 0<br>BB: 0<br>P: 7 | R: 0<br>E: 0<br>K: 0<br>S: 3 | H: 0<br>LOB: 0<br>BB: 0<br>P: 3 | 1B: 3<br>2B: 1<br>3B: 0<br>HR: 1 | SF: 0<br>SAC: 1<br>DP: 0<br>HBP: 0 | WP: 0<br>PB: 0<br>SB: 0<br>CS: 0 | PA: 35 |  |  |  |  |  |  |  |
| <b>PITCHER</b>   | IP WLS BF H R ER SO BB IBB HBP BLK WP HR S P ERA WHIP |                                 |                              |                                 |                              |                                  |                              |                                 |                              |   |                              |                                 |                              |                                 |                              |                                 |                              |                                 |                                  |                                    |                                  |        |  |  |  |  |  |  |  |
| <b>Shane Rawley, L</b> (1, 1) ERA: 3.79<br><b>Jerry Koosman, L</b> (3, 1) ERA: 4.08<br><b>Dave Rucker, L</b> (6, 1) ERA: 3.0<br><b>Larry Andersen, R</b> (8, 1) ERA: 3.57<br><b>Kent Tekulve, R</b> (9, 1) ERA: 3.71 | 2.0<br>L  | 8                               | 1                            | 2                               | 2                            | 1                                | 1                            | 1                               | 0                            | 0   | 0                            | 0                               | 0                            | 1                               | 9                            | 13                              | 9.00                         | 1.000                           |                                  |                                    |                                  |        |  |  |  |  |  |  |  |
|  | 3.0   | 12                              | 2                            | 1                               | 1                            | 1                                | 1                            | 0                               | 0                            | 0   | 0                            | 0                               | 0                            | 0                               | 13                           | 17                              | 3.00                         | 1.000                           |                                  |                                    |                                  |        |  |  |  |  |  |  |  |
|  | 2.0   | 9                               | 2                            | 1                               | 0                            | 2                                | 0                            | 0                               | 0                            | 0   | 0                            | 0                               | 0                            | 0                               | 13                           | 13                              | 0.00                         | 1.000                           |                                  |                                    |                                  |        |  |  |  |  |  |  |  |
|  | 1.0   | 3                               | 0                            | 0                               | 0                            | 2                                | 0                            | 0                               | 0                            | 0   | 0                            | 0                               | 0                            | 7                               | 7                            | 0.00                            | 0.000                        |                                 |                                  |                                    |                                  |        |  |  |  |  |  |  |  |
|  | 1.0   | 3                               | 0                            | 0                               | 0                            | 0                                | 0                            | 0                               | 0                            | 0   | 0                            | 0                               | 0                            | 3                               | 3                            | 0.00                            | 0.000                        |                                 |                                  |                                    |                                  |        |  |  |  |  |  |  |  |

**Montreal Expos @ Philadelphia Phillies**  
 Veterans Stadium, Philadelphia, PA  
 Sat Jun 08 1985, 7:05 PM EDT  
 Att. 22,486 - Unknown

livebaseballscorecards.com

|            |           |
|------------|-----------|
| <b>AB</b>  | <b>32</b> |
| <b>R</b>   | <b>4</b>  |
| <b>H</b>   | <b>5</b>  |
| <b>RBI</b> | <b>4</b>  |
| <b>BB</b>  | <b>2</b>  |
| <b>SO</b>  | <b>6</b>  |
| <b>LOB</b> | <b>9</b>  |



**BOTTOM**

**Montreal Expos @ Philadelphia Phillies**  
 Veterans Stadium, Philadelphia, PA

Sat Jun 08 1985, 7:05 PM EDT  
 Att. 22,486 - Unknown

[livebaseballscorecards.com](http://livebaseballscorecards.com)

|     |    |
|-----|----|
| AB  | 37 |
| R   | 3  |
| H   | 10 |
| RBI | 2  |
| BB  | 1  |
| SO  | 5  |
| LOB | 23 |



|    |   |    |    |
|----|---|----|----|
| WP | 1 | PA | 39 |
| PB | 0 |    |    |
| SB | 3 |    |    |
| CS | 0 |    |    |

| AB | R | H | RBI | BB | SO | LOB |
|----|---|---|-----|----|----|-----|
| 5  | 1 | 2 | 0   | 0  | 1  | 2   |
| 5  | 1 | 3 | 1   | 0  | 0  | 1   |
| 5  | 0 | 1 | 1   | 0  | 2  | 6   |
| 4  | 0 | 0 | 0   | 0  | 1  | 6   |
| 4  | 0 | 1 | 0   | 0  | 0  | 1   |
| 3  | 0 | 0 | 0   | 0  | 0  | 0   |
| 3  | 0 | 1 | 0   | 1  | 0  | 0   |
| 0  | 0 | 0 | 0   | 0  | 0  | 0   |
| 3  | 1 | 1 | 0   | 0  | 0  | 1   |
| 1  | 0 | 0 | 0   | 0  | 1  | 2   |
| 0  | 0 | 0 | 0   | 0  | 0  | 0   |
| 1  | 0 | 0 | 0   | 0  | 0  | 1   |
| 0  | 0 | 0 | 0   | 0  | 0  | 0   |
| 0  | 0 | 0 | 0   | 0  | 0  | 0   |
| 1  | 0 | 0 | 0   | 0  | 0  | 2   |

| Batter  | 1                     | 2                  | 3                 | 4                       | 5                            | 6               | 7                      | 8                     | 9               |
|---|-----------------------|--------------------|-------------------|-------------------------|------------------------------|-----------------|------------------------|-----------------------|-----------------|
| <b>Jeff Stone, L</b> (1, 7)<br>OBP: 0.299, SLG: 0.325       | 0-0<br>S WP 1B<br>1B  |                    | 0-0<br>G3 S<br>1B |                         | 0-0<br>E4<br>FC5-2 1B<br>1-2 |                 | 0-3<br>K<br>2          |                       | 0-0<br>3-1<br>1 |
| <b>Greg Gross, L</b> (1, 9)<br>OBP: 0.311, SLG: 0.339       | 0-0<br>WP S<br>1-2 1B |                    | 0-0<br>G3<br>1-3  |                         | 0-0<br>FC5-2<br>1-2 2-3 1B   |                 | 0-0<br>1B<br>2B<br>2-H |                       | 0-0<br>F9<br>2  |
| <b>Juan Samuel, R</b> (1, 4)<br>OBP: 0.266, SLG: 0.374      | 0-3<br>K<br>1-2 2-3   |                    | 0-3<br>K<br>2     |                         | 0-0<br>FC5-2<br>1-2 2-3 3-HF |                 | 0-0<br>2-H<br>1B<br>3  |                       | 0-0<br>F8<br>3  |
| <b>Von Hayes, L</b> (1, 8)<br>OBP: 0.372, SLG: 0.400        | 0-3<br>K<br>2-3 3-H   |                    | 0-0<br>G3<br>3    |                         | 0-0<br>F8<br>3               |                 | 0-0<br>G3<br>3         |                       |                 |
| <b>Mike Schmidt, R</b> (1, 5)<br>OBP: 0.294, SLG: 0.371     | 0-0<br>5-3<br>3       |                    | 0-0<br>5-3<br>1   |                         | 0-0<br>F8<br>1               |                 |                        | 0-0<br>1B SH1-3<br>1B |                 |
| <b>Tim Corcoran, L</b> (1, 3)<br>OBP: 0.323, SLG: 0.274     |                       | 0-0<br>3-1<br>1    |                   | 0-0<br>F9<br>2          |                              | 0-0<br>4-3<br>2 |                        | 0-0<br>SH1-3<br>1     |                 |
| <b>Ozzie Virgil, R</b> (1, 2)<br>OBP: 0.371, SLG: 0.500     |                       | 4-0<br>FC5-4<br>BB |                   | 0-0<br>F7<br>3          |                              | 0-0<br>F8<br>3  |                        | 0-0<br>2-3<br>1B      |                 |
| <b>Steve Jeltz, S</b> (8, PR)<br>OBP: 0.243, SLG: 0.173     |                       |                    |                   |                         |                              |                 |                        |                       |                 |
| <b>Luis Aguayo, R</b> (1, 6)<br>OBP: 0.328, SLG: 0.370      |                       | 0-0<br>FC5-4<br>2  |                   | 0-0<br>F4<br>1          |                              | 0-0<br>2B<br>2B |                        | 0-3<br>K<br>2         |                 |
| <b>John Wockenfuss, R</b> (8, PH)<br>OBP: 0.300, SLG: 0.160 |                       |                    |                   |                         |                              |                 |                        |                       |                 |
| <b>Kent Tekulve, R</b> (9, 1)                               |                       |                    |                   |                         |                              |                 |                        |                       |                 |
| <b>Shane Rawley, R</b> (1, 1)<br>OBP: 0.443, SLG: 0.653     |                       | 0-0<br>3-1<br>3    |                   | 0-0<br>1B E<br>FC5-2 1B |                              | 0-0<br>5-3<br>1 |                        | 0-0<br>F9<br>3        |                 |
| <b>Jerry Kosman, R</b> (3, 1)                               |                       |                    |                   |                         |                              |                 |                        |                       |                 |
| <b>Glenn Wilson, R</b> (5, PH)<br>OBP: 0.274, SLG: 0.392    |                       |                    |                   |                         |                              |                 |                        |                       |                 |
| <b>Dave Rucker, L</b> (6, 1)                                |                       |                    |                   |                         |                              |                 |                        |                       |                 |
| <b>Garry Maddox, R</b> (7, PH)<br>OBP: 0.290, SLG: 0.328    |                       |                    |                   |                         |                              |                 |                        |                       |                 |
| <b>Larry Andersen, R</b> (8, 1)                             |                       |                    |                   |                         |                              |                 |                        |                       |                 |
| <b>Bo Diaz, R</b> (8, PH)<br>OBP: 0.167, SLG: 0.118         |                       |                    |                   |                         |                              |                 |                        |                       |                 |

| Inning Stats | R | H | E | K | S | R | H | E | K | S | R | H | E | K | S | R | H | E | K | S | R | H | E | K | S |
|--------------|---|---|---|---|---|---|---|---|---|---|---|---|---|---|---|---|---|---|---|---|---|---|---|---|---|
|              | 1 | 2 | 0 | 9 | 3 | 0 | 0 | 0 | 3 | 7 | 0 | 1 | 0 | 0 | 6 | 0 | 0 | 0 | 3 | 3 | 0 | 0 | 0 | 0 | 3 |
|              | 0 | 1 | 0 | 0 | 0 | 0 | 0 | 1 | 0 | 1 | 0 | 0 | 0 | 0 | 0 | 0 | 0 | 0 | 0 | 0 | 0 | 0 | 0 | 0 | 0 |
|              | 2 | 0 | 0 | 9 | 1 | 0 | 0 | 0 | 0 | 7 | 0 | 1 | 0 | 0 | 6 | 0 | 0 | 0 | 3 | 3 | 0 | 0 | 0 | 0 | 3 |
|              | 0 | 0 | 0 | 0 | 0 | 0 | 0 | 0 | 0 | 0 | 0 | 0 | 0 | 0 | 0 | 0 | 0 | 0 | 0 | 0 | 0 | 0 | 0 | 0 | 0 |
|              | 0 | 0 | 0 | 0 | 0 | 0 | 0 | 0 | 0 | 0 | 0 | 0 | 0 | 0 | 0 | 0 | 0 | 0 | 0 | 0 | 0 | 0 | 0 | 0 | 0 |
|              | 0 | 0 | 0 | 0 | 0 | 0 | 0 | 0 | 0 | 0 | 0 | 0 | 0 | 0 | 0 | 0 | 0 | 0 | 0 | 0 | 0 | 0 | 0 | 0 | 0 |
|              | 0 | 0 | 0 | 0 | 0 | 0 | 0 | 0 | 0 | 0 | 0 | 0 | 0 | 0 | 0 | 0 | 0 | 0 | 0 | 0 | 0 | 0 | 0 | 0 | 0 |
|              | 0 | 0 | 0 | 0 | 0 | 0 | 0 | 0 | 0 | 0 | 0 | 0 | 0 | 0 | 0 | 0 | 0 | 0 | 0 | 0 | 0 | 0 | 0 | 0 | 0 |
|              | 0 | 0 | 0 | 0 | 0 | 0 | 0 | 0 | 0 | 0 | 0 | 0 | 0 | 0 | 0 | 0 | 0 | 0 | 0 | 0 | 0 | 0 | 0 | 0 | 0 |
|              | 0 | 0 | 0 | 0 | 0 | 0 | 0 | 0 | 0 | 0 | 0 | 0 | 0 | 0 | 0 | 0 | 0 | 0 | 0 | 0 | 0 | 0 | 0 | 0 | 0 |
|              | 0 | 0 | 0 | 0 | 0 | 0 | 0 | 0 | 0 | 0 | 0 | 0 | 0 | 0 | 0 | 0 | 0 | 0 | 0 | 0 | 0 | 0 | 0 | 0 | 0 |
|              | 0 | 0 | 0 | 0 | 0 | 0 | 0 | 0 | 0 | 0 | 0 | 0 | 0 | 0 | 0 | 0 | 0 | 0 | 0 | 0 | 0 | 0 | 0 | 0 | 0 |
|              | 0 | 0 | 0 | 0 | 0 | 0 | 0 | 0 | 0 | 0 | 0 | 0 | 0 | 0 | 0 | 0 | 0 | 0 | 0 | 0 | 0 | 0 | 0 | 0 | 0 |
|              | 0 | 0 | 0 | 0 | 0 | 0 | 0 | 0 | 0 | 0 | 0 | 0 | 0 | 0 | 0 | 0 | 0 | 0 | 0 | 0 | 0 | 0 | 0 | 0 | 0 |
|              | 0 | 0 | 0 | 0 | 0 | 0 | 0 | 0 | 0 | 0 | 0 | 0 | 0 | 0 | 0 | 0 | 0 | 0 | 0 | 0 | 0 | 0 | 0 | 0 | 0 |
|              | 0 | 0 | 0 | 0 | 0 | 0 | 0 | 0 | 0 | 0 | 0 | 0 | 0 | 0 | 0 | 0 | 0 | 0 | 0 | 0 | 0 | 0 | 0 | 0 | 0 |
|              | 0 | 0 | 0 | 0 | 0 | 0 | 0 | 0 | 0 | 0 | 0 | 0 | 0 | 0 | 0 | 0 | 0 | 0 | 0 | 0 | 0 | 0 | 0 | 0 | 0 |
|              | 0 | 0 | 0 | 0 | 0 | 0 | 0 | 0 | 0 | 0 | 0 | 0 | 0 | 0 | 0 | 0 | 0 | 0 | 0 | 0 | 0 | 0 | 0 | 0 | 0 |
|              | 0 | 0 | 0 | 0 | 0 | 0 | 0 | 0 | 0 | 0 | 0 | 0 | 0 | 0 | 0 | 0 | 0 | 0 | 0 | 0 | 0 | 0 | 0 | 0 | 0 |

| PITCHER                                    | IP  | WLS | BF | H | R | ER | SO | BB | IBB | HBP | BLK | WP | HR | S  | P  | ERA  | WHIP  |
|--|-----|-----|----|---|---|----|----|----|-----|-----|-----|----|----|----|----|------|-------|
| <b>Bryn Smith, R</b> (1, 1)<br>ERA: 3.16   | 6.2 | W   | 30 | 8 | 3 | 3  | 4  | 1  | 0   | 0   | 0   | 1  | 0  | 37 | 41 | 4.05 | 1.350 |
| <b>Gary Lucas, L</b> (7, 1)<br>ERA: 3.12   | 0.1 |     | 1  | 0 | 0 | 0  | 0  | 0  | 0   | 0   | 0   | 0  | 0  | 1  | 1  | 0.00 | 0.000 |
| <b>Jeff Reardon, R</b> (8, 1)<br>ERA: 1.08 | 2.0 | S   | 8  | 2 | 0 | 0  | 1  | 0  | 0   | 0   | 0   | 0  | 0  | 10 | 10 | 0.00 | 1.000 |



| Batter  | 1   | 2                               | 3                            | 4                               | 5                            | 6                               | 7                            | 8                               | 9                            | AB R H RBI BB SO LOB            | TOP                          |                                 |                              |                                 |                              |                                 |                              |                                 |                                  |                                    |                                  |        |
|---|---|---------------------------------|------------------------------|---------------------------------|------------------------------|---------------------------------|------------------------------|---------------------------------|------------------------------|---------------------------------|------------------------------|---------------------------------|------------------------------|---------------------------------|------------------------------|---------------------------------|------------------------------|---------------------------------|----------------------------------|------------------------------------|----------------------------------|--------|
| Tim Raines, S (1, 7)<br>OBP: 0.354, SLG: 0.399        | 0-3<br>K  |                                 |                              | 0-0<br>L4                       |                              | 0-0<br>1-3                      |                              | 0-0<br>SF9                      |                              | 3 0 0 1 0 1 0                   |                              |                                 |                              |                                 |                              |                                 |                              |                                 |                                  |                                    |                                  |        |
| Vance Law, R (1, 4)<br>OBP: 0.330, SLG: 0.299         | 0-0<br>F9   |                                 |                              | 0-3<br>K                        |                              | 0-0<br>6-3                      |                              | 0-3<br>K                        |                              | 4 0 0 0 0 2 2                   |                              |                                 |                              |                                 |                              |                                 |                              |                                 |                                  |                                    |                                  |        |
| Andre Dawson, R (1, 9)<br>OBP: 0.312, SLG: 0.465      | 0-3<br>K  |                                 |                              | 0-0<br>2B                       |                              |                                 | 0-0<br>5-3                   |                                 | 0-0<br>6-3                   | 4 0 1 0 0 1 0                   |                              |                                 |                              |                                 |                              |                                 |                              |                                 |                                  |                                    |                                  |        |
| Dan Driessen, L (1, 3)<br>OBP: 0.331, SLG: 0.407      |   | 0-3<br>K                        |                              | 0-0<br>F8                       |                              |                                 | 0-0<br>F9                    |                                 | 0-0<br>FC4-6<br>1B           | 4 0 1 0 0 1 1                   |                              |                                 |                              |                                 |                              |                                 |                              |                                 |                                  |                                    |                                  |        |
| Hubie Brooks, R (1, 6)<br>OBP: 0.308, SLG: 0.388      |   |                                 | 0-0<br>G4-6-3<br>1B          |                                 | 0-3<br>K                     |                                 | 0-3<br>K                     |                                 | 0-0<br>FC4-6<br>1-2f         | 4 0 1 0 0 2 1                   |                              |                                 |                              |                                 |                              |                                 |                              |                                 |                                  |                                    |                                  |        |
| Tim Wallach, R (1, 5)<br>OBP: 0.300, SLG: 0.394       |   |                                 | 0-0<br>G4-6-3<br>1-2f        |                                 | 0-0<br>3B                    |                                 |                              | 0-0<br>1B<br>SF9<br>1B          | 0-0<br>F6                    | 4 1 2 0 0 0 2                   |                              |                                 |                              |                                 |                              |                                 |                              |                                 |                                  |                                    |                                  |        |
| Herm Winningham, L (1, 8)<br>OBP: 0.355, SLG: 0.373   |   |                                 |                              | 0-0<br>F6                       |                              | 0-3<br>K                        |                              | 0-0<br>SF9<br>1B                |                              | 3 0 1 0 0 1 1                   |                              |                                 |                              |                                 |                              |                                 |                              |                                 |                                  |                                    |                                  |        |
| Sal Butera, R (1, 2)<br>OBP: 0.263, SLG: 0.229        |   |                                 |                              |                                 | 0-0<br>5-3                   |                                 | 0-0<br>1-3                   |                                 | 0-0<br>1B                    | 3 0 1 0 0 0 1                   |                              |                                 |                              |                                 |                              |                                 |                              |                                 |                                  |                                    |                                  |        |
| Joe Hesketh, R (1, 1)<br>OBP: 0.182, SLG: 0.143       |   |                                 |                              |                                 |                              |                                 | 0-0<br>G3                    |                                 | 0-0<br>F6                    | 1 0 0 0 0 1 0                   |                              |                                 |                              |                                 |                              |                                 |                              |                                 |                                  |                                    |                                  |        |
| Miguel Dilone, S (6, PH)<br>OBP: 0.259, SLG: 0.255    |   |                                 |                              |                                 |                              |                                 |                              |                                 |                              | 1 0 0 0 0 0 0                   |                              |                                 |                              |                                 |                              |                                 |                              |                                 |                                  |                                    |                                  |        |
| Randy St. Claire, R (6, PH)<br>OBP: 1.000, SLG: 1.000 |   |                                 |                              |                                 |                              |                                 |                              |                                 |                              | 0 0 0 0 0 0 0                   |                              |                                 |                              |                                 |                              |                                 |                              |                                 |                                  |                                    |                                  |        |
| Terry Francona, L (8, PH)<br>OBP: 0.323, SLG: 0.373   |   |                                 |                              |                                 |                              |                                 |                              |                                 |                              | 1 0 0 0 0 0 3                   |                              |                                 |                              |                                 |                              |                                 |                              |                                 |                                  |                                    |                                  |        |
| Tim Burke, R (8, 1)                                   |   |                                 |                              |                                 |                              |                                 |                              |                                 |                              | 0 0 0 0 0 0 0                   |                              |                                 |                              |                                 |                              |                                 |                              |                                 |                                  |                                    |                                  |        |
| <b>Inning Stats</b>                                   | R: 0<br>E: 0<br>K: 2<br>S: 7                          | H: 0<br>LOB: 0<br>BB: 0<br>P: 7 | R: 0<br>E: 0<br>K: 1<br>S: 5 | H: 1<br>LOB: 0<br>BB: 0<br>P: 5 | R: 0<br>E: 0<br>K: 1<br>S: 5 | H: 0<br>LOB: 0<br>BB: 0<br>P: 5 | R: 0<br>E: 0<br>K: 1<br>S: 6 | H: 1<br>LOB: 1<br>BB: 0<br>P: 6 | R: 0<br>E: 0<br>K: 2<br>S: 8 | H: 1<br>LOB: 1<br>BB: 0<br>P: 8 | R: 0<br>E: 0<br>K: 0<br>S: 3 | H: 0<br>LOB: 0<br>BB: 0<br>P: 3 | R: 0<br>E: 0<br>K: 1<br>S: 5 | H: 0<br>LOB: 0<br>BB: 0<br>P: 5 | R: 1<br>E: 0<br>K: 1<br>S: 8 | H: 3<br>LOB: 2<br>BB: 0<br>P: 8 | R: 0<br>E: 0<br>K: 0<br>S: 4 | H: 1<br>LOB: 1<br>BB: 0<br>P: 4 | 1B: 5<br>2B: 1<br>3B: 1<br>HR: 0 | SF: 1<br>SAC: 0<br>DP: 1<br>HBP: 0 | WP: 0<br>PB: 0<br>SB: 0<br>CS: 0 | PA: 33 |
| <b>PITCHER</b>  | IP WLS BF H R ER SO BB IBB HBP BLK WP HR S P ERA WHIP |                                 |                              |                                 |                              |                                 |                              |                                 |                              |                                 |                              |                                 |                              |                                 |                              |                                 |                              |                                 |                                  |                                    |                                  |        |
| Kevin Gross, R (1, 1)<br>ERA: 3.49                    | 7.0 W 26 6 1 1 8 0 0 0 0 0 0 0 42 42 1.29 0.857       |                                 |                              |                                 |                              |                                 |                              |                                 |                              |                                 |                              |                                 |                              |                                 |                              |                                 |                              |                                 |                                  |                                    |                                  |        |
| Don Carman, L (8, 1)<br>ERA: 1.23                     | 0.2 2 0 0 0 0 0 0 0 0 0 0 0 2 2 0.00 0.000            |                                 |                              |                                 |                              |                                 |                              |                                 |                              |                                 |                              |                                 |                              |                                 |                              |                                 |                              |                                 |                                  |                                    |                                  |        |
| Kent Tekulve, R (8, 1)<br>ERA: 3.54                   | 1.1 S 5 1 0 0 1 0 0 0 0 0 0 0 7 7 0.00 0.750          |                                 |                              |                                 |                              |                                 |                              |                                 |                              |                                 |                              |                                 |                              |                                 |                              |                                 |                              |                                 |                                  |                                    |                                  |        |

Montreal Expos @ Philadelphia Phillies  
Veterans Stadium, Philadelphia, PA  
Sun Jun 09 1985, 3:33 AM EDT  
Att. 22,628 - Unknown

livebaseballscorecards.com

|     |    |
|-----|----|
| AB  | 32 |
| R   | 1  |
| H   | 7  |
| RBI | 1  |
| BB  | 0  |
| SO  | 9  |
| LOB | 11 |



| Batter  | 1  | 2   | 3   | 4   | 5   | 6   | 7   | 8   | 9   | AB   | R                                       | H | RBI | BB | SO | LOB | BOTTOM   |
|---|--|---|---|---|---|---|---|---|---|--|---|---|-----|----|----|-----|--|
| <b>Jeff Stone, L</b> (1, 7)<br><small>OBP: 0.304, SLG: 0.325</small><br><b>Von Hayes, L</b> (9, 7)<br><small>OBP: 0.372, SLG: 0.400</small>   | 0-0<br><b>4-3</b><br>  | 0-0<br>   |   |   | 4-0<br><b>FC5-4</b><br><b>BB</b><br>                  |   |   | 0-0<br><b>F5</b><br>                                |   | 3  | 0                                       | 1 | 1   | 1  | 0  | 0   | <b>Montreal Expos @ Philadelphia Phillies</b><br>Veterans Stadium, Philadelphia, PA<br>Sun Jun 09 1985, 3:33 AM EDT<br>Att. 22,628 - Unknown<br><br><a href="http://livebaseballscorecards.com">livebaseballscorecards.com</a> |
| <b>Rick Schu, R</b> (1, 5)<br><small>OBP: 0.316, SLG: 0.343</small>   | 0-0<br><b>F9</b><br>   |   | 0-0<br>   |   | 0-0<br><b>FC5-4</b><br><b>WP</b><br>                  |   |   | 0-0<br><b>F6</b><br>                                |   | 4  | 0                                       | 1 | 0   | 0  | 1  |     |  |
| <b>Juan Samuel, R</b> (1, 4)<br><small>OBP: 0.266, SLG: 0.372</small>   | 0-0<br>  |   | 0-0<br><b>L3</b><br>  |   | 0-3<br><b>K</b><br>                                   |   |   | 0-3<br><b>K</b><br>                                 |   | 4  | 1                                       | 1 | 0   | 0  | 2  | 2   |  |
| <b>Mike Schmidt, R</b> (1, 3)<br><small>OBP: 0.294, SLG: 0.371</small>  | 0-0<br>  |   | 0-3<br><b>K</b><br>   |   | 0-0<br><b>5-3</b><br>                                 |   |   |   |   | 3  | 1                                       | 1 | 0   | 0  | 1  | 1   |  |
| <b>Glenn Wilson, R</b> (1, 9)<br><small>OBP: 0.275, SLG: 0.408</small>  | 0-0<br>  |   | 0-0<br><b>F7</b><br>  |   | 0-0<br><b>F8</b><br>                                  |   |   |   |   | 3  | 1                                       | 1 | 3   | 0  | 0  | 1   |  |
| <b>Bo Diaz, R</b> (1, 2)<br><small>OBP: 0.143, SLG: 0.100</small>   | 0-3<br><b>K2-3</b><br>   |   |   | 0-0<br><b>6-3</b><br>   |   |   | 0-0<br><b>6-3</b><br>                               |   |   | 3  | 0                                       | 0 | 0   | 0  | 1  | 0   |  |
| <b>Garry Maddox, R</b> (1, 8)<br><small>OBP: 0.292, SLG: 0.328</small>  |  | 0-0<br><b>F5</b><br>  |   | 0-0<br><b>1-3</b><br>   |   |   | 0-0<br>   |   |   | 3  | 0                                       | 1 | 0   | 0  | 0  | 0   |  |
| <b>Luis Aguayo, R</b> (1, 6)<br><small>OBP: 0.329, SLG: 0.357</small>   |  | 4-0<br>   |   | 0-0<br><b>F3</b><br>  |   |   | 0-0<br><b>G6-4-3</b><br>                            |   |   | 2  | 1                                       | 0 | 0   | 1  | 0  | 1   |  |
| <b>Kevin Gross, R</b> (1, 1)<br><small>OBP: 0.235, SLG: 0.188</small><br><b>Don Carman, L</b> (8, 1)<br><b>Kent Tekulve, R</b> (8, 1)   |  | 0-0<br><b>SH1-4</b><br>   |   | 0-0<br><b>F8</b><br>  |   |   | 0-0<br><b>6-3</b><br>                               |   |   | 2  | 0                                       | 0 | 0   | 0  | 0  | 0   |  |
|   |  | 0-0<br><b>SH1-4</b><br>   |   |   |   |   |   |   |   | 0  | 0                                       | 0 | 0   | 0  | 0  | 0   |  |
|   |  | 1-2<br>   |   |   |   |   |   |   |   | 0  | 0                                       | 0 | 0   | 0  | 0  | 0   |  |
| <b>Inning Stats</b>   | R: 3 H: 3<br>E: 0 LOB: 0<br>K: 1 BB: 0<br>S: 8 P: 8  | R: 1 H: 1<br>E: 0 LOB: 1<br>K: 0 BB: 1<br>S: 3 P: 7   | R: 0 H: 1<br>E: 0 LOB: 1<br>K: 1 BB: 0<br>S: 6 P: 6   | R: 0 H: 0<br>E: 0 LOB: 0<br>K: 0 BB: 0<br>S: 3 P: 3                     | R: 0 H: 0<br>E: 0 LOB: 1<br>K: 1 BB: 1<br>S: 5 P: 9   | R: 0 H: 0<br>E: 0 LOB: 0<br>K: 0 BB: 0<br>S: 3 P: 3 | R: 0 H: 1<br>E: 0 LOB: 0<br>K: 0 BB: 0<br>S: 3 P: 3 | R: 0 H: 0<br>E: 0 LOB: 0<br>K: 1 BB: 0<br>S: 5 P: 5 | R: 0 H: 0<br>E: 0 LOB: 0<br>K: 1 BB: 0<br>S: 5 P: 5 | 1B: 4 SF: 0<br>2B: 1 SAC: 1<br>3B: 0 DP: 1<br>HR: 1 HBP: 0 | WP: 1 PA: 30<br>PB: 0<br>SB: 0<br>CS: 0 |   |     |    |    |     |  |
| <b>PITCHER</b><br><b>Joe Hesketh, L</b> (1, 1)<br><small>ERA: 2.22</small><br><b>Randy St. Claire, R</b> (6, 1)<br><small>ERA: 0.84</small><br><b>Tim Burke, R</b> (8, 1)<br><small>ERA: 1.93</small> | IP WLS BF H R ER SO BB IBB HBP BLK WP HR S P ERA WHIP<br>5.0 L 21 5 4 4 3 2 0 0 0 1 1 25 33 7.20 1.400 | IP WLS BF H R ER SO BB IBB HBP BLK WP HR S P ERA WHIP<br>2.0 6 1 0 0 0 0 0 0 0 0 0 6 6 0.00 0.500 | IP WLS BF H R ER SO BB IBB HBP BLK WP HR S P ERA WHIP<br>1.0 3 0 0 0 0 1 0 0 0 0 0 5 5 0.00 0.000 | <b>PITCHER</b><br>IP WLS BF H R ER SO BB IBB HBP BLK WP HR S P ERA WHIP | IP WLS BF H R ER SO BB IBB HBP BLK WP HR S P ERA WHIP |   |   |   |   |  |   |   |     |    |    |     |  |

**Montreal Expos @ Philadelphia Phillies**  
 Veterans Stadium, Philadelphia, PA  
 Sun Jun 09 1985, 3:33 AM EDT  
 Att. 22,628 - Unknown

**AB 27**  
**R 4**  
**H 6**  
**RBI 4**  
**BB 2**  
**SO 4**  
**LOB 6**





| Batter   | 1   | 2                               | 3                            | 4                               | 5                            | 6                               | 7                            | 8                               | 9                            | AB R H RBI BB SO LOB            | TOP  |                                 |   |                                 |                              |                                 |                              |                                 |                                  |                                    |                                  |        |
|--|---|---------------------------------|------------------------------|---------------------------------|------------------------------|---------------------------------|------------------------------|---------------------------------|------------------------------|---------------------------------|--|---------------------------------|---|---------------------------------|------------------------------|---------------------------------|------------------------------|---------------------------------|----------------------------------|------------------------------------|----------------------------------|--------|
| Mookie Wilson, S (1, 8)<br>OBP: 0.302, SLG: 0.366  | 0-0<br>F8   |                                 | 0-0<br>G4-6-3<br>1-2f        |                                 |                              | 0-0<br>G3-6-3-6-2<br>1-2f 2-3   |                              | 0-0<br>1-3                      |                              | 4 0 0 0 0 0 4                   | <b>New York Mets @ Philadelphia Phillies</b><br><b>Veterans Stadium, Philadelphia, PA</b><br>Mon Jun 10 1985, 7:05 PM EDT<br>Att. 22,183 - Unknown |                                 |   |                                 |                              |                                 |                              |                                 |                                  |                                    |                                  |        |
| Wally Backman, S (1, 4)<br>OBP: 0.272, SLG: 0.284  | 0-0<br>G3   |                                 |                              | 0-0<br>1-3                      |                              | 0-0<br>G3                       |                              | 0-0<br>4-3                      | 4 0 0 0 0 0 1                |                                 |  |                                 |   |                                 |                              |                                 |                              |                                 |                                  |                                    |                                  |        |
| Keith Hernandez, L (1, 3)<br>OBP: 0.385, SLG: 0.396  | 0-0<br>4-3  |                                 |                              | 4-0<br>G1-4-3<br>BB             |                              |                                 | 0-0<br>F8                    | 0-0<br>F9                       | 3 0 0 0 1 0 0                |                                 |  |                                 |   |                                 |                              |                                 |                              |                                 |                                  |                                    |                                  |        |
| Gary Carter, R (1, 2)<br>OBP: 0.344, SLG: 0.395  |   | 0-0<br>1B                       |                              | 0-0<br>G1-4-3<br>1-2f           |                              |                                 | 0-0<br>6-3                   | 0-0<br>HR                       | 4 1 2 1 0 0 1                |                                 |  |                                 |   |                                 |                              |                                 |                              |                                 |                                  |                                    |                                  |        |
| Danny Heep, L (1, 9)<br>OBP: 0.359, SLG: 0.474   |   | 0-0<br>F8                       |                              |                                 | 0-0<br>1B                    |                                 | 0-0<br>3-1                   | 0-0<br>HR<br>1B                 | 4 1 2 0 0 0 1                |                                 |  |                                 |   |                                 |                              |                                 |                              |                                 |                                  |                                    |                                  |        |
| Ray Knight, R (1, 5)<br>OBP: 0.223, SLG: 0.306   |   | 0-3<br>K                        |                              |                                 | 0-3<br>K                     |                                 |                              | 0-0<br>2B<br>6-3<br>1B          | 2 0 0 0 0 2 1                |                                 |  |                                 |   |                                 |                              |                                 |                              |                                 |                                  |                                    |                                  |        |
| Doug Sisk, R (5, 1)<br>Kelvin Chapman, R (8, PH)<br>Joe Sambito, L (8, 1)<br>John Christensen, R (9, PH)<br>OBP: 0.213, SLG: 0.181 |   |                                 |                              |                                 |                              |                                 |                              | 0-0<br>HR                       | 0 0 0 0 0 0 0                |                                 |  |                                 |   |                                 |                              |                                 |                              |                                 |                                  |                                    |                                  |        |
| Clint Hurdle, L (1, 7)<br>OBP: 0.308, SLG: 0.500   |   | 0-0<br>F7                       |                              |                                 | 0-3<br>K                     |                                 |                              | 0-0<br>3-1                      | 1 1 1 2 0 0 0                |                                 |  |                                 |   |                                 |                              |                                 |                              |                                 |                                  |                                    |                                  |        |
| Rafael Santana, R (1, 6)<br>OBP: 0.270, SLG: 0.285   |   |                                 | 0-0<br>G4-6-3<br>1B          |                                 |                              | 0-0<br>G3-6-3-6-2<br>1B         |                              | 0-0<br>6-3                      | 4 0 1 0 0 1 1                |                                 |  |                                 |   |                                 |                              |                                 |                              |                                 |                                  |                                    |                                  |        |
| Sid Fernandez, L (1, 1)<br>OBP: 0.273, SLG: 0.273  |   |                                 | 0-3<br>K                     |                                 |                              | 0-0<br>G3-6-3-6-2<br>1B         |                              | 0-0<br>3-1                      | 3 0 2 1 0 0 1                |                                 |  |                                 |   |                                 |                              |                                 |                              |                                 |                                  |                                    |                                  |        |
| Howard Johnson, S (5, 5)<br>OBP: 0.255, SLG: 0.221   |   |                                 |                              |                                 |                              |                                 |                              | 0-3<br>K                        | 1 0 0 0 0 1 1                |                                 |  |                                 |   |                                 |                              |                                 |                              |                                 |                                  |                                    |                                  |        |
|  |   |                                 |                              |                                 |                              |                                 |                              |                                 | 2 0 1 0 0 1 1                |                                 |  |                                 |   |                                 |                              |                                 |                              |                                 |                                  |                                    |                                  |        |
| <b>Inning Stats</b>  | R: 0<br>E: 0<br>K: 0<br>S: 3                          | H: 0<br>LOB: 0<br>BB: 0<br>P: 3 | R: 0<br>E: 0<br>K: 1<br>S: 6 | H: 1<br>LOB: 1<br>BB: 0<br>P: 6 | R: 0<br>E: 0<br>K: 1<br>S: 5 | H: 1<br>LOB: 0<br>BB: 0<br>P: 5 | R: 0<br>E: 0<br>K: 2<br>S: 7 | H: 0<br>LOB: 0<br>BB: 1<br>P: 6 | R: 0<br>E: 0<br>K: 2<br>S: 7 | H: 0<br>LOB: 0<br>BB: 0<br>P: 7 | R: 0<br>E: 0<br>K: 0<br>S: 4   | H: 2<br>LOB: 1<br>BB: 0<br>P: 4 | R: 0<br>E: 0<br>K: 0<br>S: 3                          | H: 0<br>LOB: 0<br>BB: 0<br>P: 3 | R: 1<br>E: 0<br>K: 1<br>S: 7 | H: 2<br>LOB: 1<br>BB: 0<br>P: 7 | R: 3<br>E: 0<br>K: 0<br>S: 6 | H: 3<br>LOB: 0<br>BB: 0<br>P: 6 | 1B: 7<br>2B: 1<br>3B: 0<br>HR: 2 | SF: 0<br>SAC: 0<br>DP: 3<br>HBP: 0 | WP: 0<br>PB: 0<br>SB: 0<br>CS: 0 | PA: 34 |
| <b>PITCHER</b>   | IP WLS BF H R ER SO BB IBB HBP BLK WP HR S P ERA WHIP |                                 |                              |                                 |                              |                                 |                              |                                 |                              |                                 |  | <b>PITCHER</b>                  | IP WLS BF H R ER SO BB IBB HBP BLK WP HR S P ERA WHIP |                                 |                              |                                 |                              |                                 |                                  |                                    |                                  |        |
| John Denny, R (1, 1)<br>ERA: 4.29  | 8.0 W 28 7 1 1 5 1 0 0 0 0 0 0 37 41 1.12 1.000       |                                 |                              |                                 |                              |                                 |                              |                                 |                              |                                 |  |                                 |   |                                 |                              |                                 |                              |                                 |                                  |                                    |                                  |        |
| Don Carman, L (9, 1)<br>ERA: 2.35  | 1.0 6 3 3 3 0 0 0 0 0 0 0 2 6 6 27.00 3.000           |                                 |                              |                                 |                              |                                 |                              |                                 |                              |                                 |  |                                 |   |                                 |                              |                                 |                              |                                 |                                  |                                    |                                  |        |

livebaseballscorecards.com



| Batter   | 1                                  | 2         | 3               | 4                       | 5         | 6                        | 7  | 8          | 9 | AB | R | H | RBI | BB | SO | LOB |
|--|------------------------------------|-----------|-----------------|-------------------------|-----------|--------------------------|--|------------|---|----|---|---|-----|----|----|-----|
| <b>Jeff Stone, L</b> (1, 7)<br><small>OBP: 0.297, SLG: 0.317</small><br><b>Bo Diaz, R</b> (7, 2)<br><small>OBP: 0.136, SLG: 0.095</small>  | 0-3<br>K                           |           | 0-3<br>K        |                         | 0-3<br>K  | 0-0<br>4-3               |  | 0-0<br>F3  |   | 4  | 0 | 0 | 0   | 0  | 3  | 1   |
| <b>Rick Schu, R</b> (1, 5)<br><small>OBP: 0.372, SLG: 0.378</small>  | 4-0<br>BB 1B<br>FC6-4<br>BB        |           | 4-0<br>CS<br>BB |                         | 0-0<br>2B |                          | 4-0<br>BB 1B<br>3B<br>BB                 | 0-0<br>4-3 |   | 2  | 2 | 1 | 0   | 3  | 0  | 0   |
| <b>Juan Samuel, R</b> (1, 4)<br><small>OBP: 0.270, SLG: 0.374</small>  | 0-0<br>FC6-4<br>BB<br>1-2<br>1B    |           | 0-3<br>K        |                         | 0-0<br>F8 |                          | 0-0<br>1-2<br>3B<br>1B                   |            |   | 4  | 1 | 2 | 0   | 0  | 1  | 2   |
| <b>Mike Schmidt, R</b> (1, 3)<br><small>OBP: 0.298, SLG: 0.367</small>   | 4-0<br>FC6-4<br>BB<br>1-2<br>2-3   |           | 0-0<br>CS       | 0-0<br>F5               | 4-0<br>BB |                          | 0-0<br>F7                                |            |   | 2  | 0 | 0 | 0   | 2  | 0  | 2   |
| <b>Glenn Wilson, R</b> (1, 9)<br><small>OBP: 0.279, SLG: 0.426</small>   | 0-0<br>FC6-4<br>1-2r<br>2-3<br>3-H |           |                 | 0-0<br>1B<br>2B         | 0-0<br>F3 |                          | 0-0<br>1H<br>2-H<br>1B<br>3B             |            |   | 4  | 2 | 2 | 3   | 0  | 0  | 4   |
| <b>Ozzie Virgil, R</b> (1, 2)<br><small>OBP: 0.365, SLG: 0.490</small><br><b>Von Hayes, L</b> (7, 7)<br><small>OBP: 0.375, SLG: 0.400</small>  | 0-0<br>F3                          |           |                 | 0-0<br>F2               |           | 0-0<br>5-3               | 4-0<br>E<br>FC5-4-2<br>1B<br>IBB         |            |   | 3  | 0 | 0 | 0   | 0  | 0  | 3   |
| <b>Garry Maddox, R</b> (1, 8)<br><small>OBP: 0.316, SLG: 0.343</small>   |                                    | 0-0<br>F9 |                 | 4-0<br>1B<br>BB         |           | 0-0<br>2B<br>4-3<br>1B   | 0-0<br>1-3<br>3-H<br>E9<br>FC5-4-2<br>1B |            |   | 3  | 1 | 2 | 1   | 1  | 0  | 0   |
| <b>Luis Aguayo, R</b> (1, 6)<br><small>OBP: 0.338, SLG: 0.383</small>  |                                    | 0-0<br>F4 |                 | 0-0<br>1-3<br>2-H<br>1B |           | 0-0<br>4-3<br>1-3<br>2B  | 0-0<br>FC5-4-2<br>1-2<br>3-H             |            |   | 4  | 0 | 2 | 1   | 0  | 0  | 2   |
| <b>John Denny, R</b> (1, 1)<br><small>OBP: 0.161, SLG: 0.103</small><br><b>Derrel Thomas, S</b> (8, PH)<br><small>OBP: 0.182, SLG: 0.100</small><br><b>Don Carman, L</b> (9, 1)<br><small>OBP: 0.182, SLG: 0.100</small> |                                    | 0-3<br>K  |                 | 0-0<br>F4               |           | 0-0<br>4-3<br>2-3<br>3-H | 0-0<br>4-3                               |            |   | 3  | 0 | 0 | 1   | 0  | 1  | 3   |

| Inning Stats | R: 1 | H: 1 | E: 0 | K: 1 | S: 6 | H: 1 | LOB: 2 | BB: 2 | P: 14 | R: 0 | H: 0 | E: 0 | K: 1 | S: 5 | R: 0 | H: 0 | E: 0 | K: 2 | S: 6 | R: 1 | H: 2 | E: 0 | K: 0 | S: 5 | R: 0 | H: 1 | E: 0 | K: 1 | S: 6 | R: 1 | H: 2 | E: 1 | K: 0 | S: 5 | R: 3 | H: 3 | E: 1 | K: 0 | S: 5 | R: 0 | H: 0 | E: 0 | K: 0 | S: 3 |
|--------------|------|------|------|------|------|------|--------|-------|-------|------|------|------|------|------|------|------|------|------|------|------|------|------|------|------|------|------|------|------|------|------|------|------|------|------|------|------|------|------|------|------|------|------|------|------|
|--------------|------|------|------|------|------|------|--------|-------|-------|------|------|------|------|------|------|------|------|------|------|------|------|------|------|------|------|------|------|------|------|------|------|------|------|------|------|------|------|------|------|------|------|------|------|------|

| PITCHER  | IP  | WLS | BF | H | R | ER | SO | BB | IBB | HBP | BLK | WP | HR | S  | P  | ERA   | WHIP  |
|--|-----|-----|----|---|---|----|----|----|-----|-----|-----|----|----|----|----|-------|-------|
| <b>Sid Fernandez, L</b> (1, 1)<br><small>ERA: 2.25</small> | 4.2 | L   | 22 | 4 | 2 | 2  | 5  | 5  | 0   | 0   | 0   | 0  | 0  | 27 | 47 | 3.86  | 1.929 |
| <b>Doug Sisk, R</b> (5, 1)<br><small>ERA: 7.68</small>     | 2.1 |     | 13 | 5 | 4 | 4  | 0  | 1  | 1   | 0   | 0   | 0  | 0  | 11 | 19 | 15.43 | 2.571 |
| <b>Joe Sambito, L</b> (8, 1)<br><small>ERA: 8.22</small>   | 1.0 |     | 3  | 0 | 0 | 0  | 0  | 0  | 0   | 0   | 0   | 0  | 0  | 3  | 3  | 0.00  | 0.000 |


**BOTTOM**

**New York Mets @ Philadelphia Phillies**  
**Veterans Stadium, Philadelphia, PA**

Mon Jun 10 1985, 7:05 PM EDT  
Att. 22,183 - Unknown

| AB  | 31 |
|-----|----|
| R   | 6  |
| H   | 9  |
| RBI | 6  |
| BB  | 7  |
| SO  | 5  |
| LOB | 17 |

livebaseballscores.com



| WP | PA | 39 |
|----|----|----|
| PB | 0  |    |
| SB | 0  |    |
| CS | 1  |    |



| Batter   | 1                            | 2                               | 3                            | 4                               | 5                             | 6                               | 7                            | 8                               | 9                            | AB R H RBI BB SO LOB  | TOP                          |                                 |                              |                                 |                              |                                  |                              |                                 |                                   |                                    |                                  |        |  |  |  |  |  |
|--|------------------------------|---------------------------------|------------------------------|---------------------------------|-------------------------------|---------------------------------|------------------------------|---------------------------------|------------------------------|---|------------------------------|---------------------------------|------------------------------|---------------------------------|------------------------------|----------------------------------|------------------------------|---------------------------------|-----------------------------------|------------------------------------|----------------------------------|--------|--|--|--|--|--|
| Wally Backman, S<br>OBP: 0.288, SLG: 0.297<br>(1, 4) X   | 0-0<br>CS<br>1B              |                                 | 0-0<br>1-3<br>1B<br>1B       | 0-0<br>1-2<br>2B<br>1B          |                               | 0-0<br>3-1                      |                              | 4-0<br>BB<br>BB<br>BB           |                              | 4 1 3 1 1 0 0   |                              |                                 |                              |                                 |                              |                                  |                              |                                 |                                   |                                    |                                  |        |  |  |  |  |  |
| Howard Johnson, S<br>OBP: 0.261, SLG: 0.236<br>(1, 5) X  | 0-0<br>F8                    |                                 | 0-0<br>1-2<br>1B<br>1B       | 0-0<br>1-3<br>2B                |                               | 0-0<br>F3                       |                              | 0-0<br>5-3                      |                              | 5 0 2 1 0 0 3   |                              |                                 |                              |                                 |                              |                                  |                              |                                 |                                   |                                    |                                  |        |  |  |  |  |  |
| Keith Hernandez, L<br>OBP: 0.386, SLG: 0.397<br>John Christensen, R<br>OBP: 0.271, SLG: 0.237<br>(1, 3) X<br>(3, 8)  | 0-0<br>1-2<br>1B             |                                 | 0-0<br>1-3<br>1B<br>1B       | 0-3<br>K                        |                               | 0-3<br>K                        |                              | 4-0<br>G4-6-3<br>BB             |                              | 2 0 1 0 0 0 2<br>2 0 0 0 1 2 2  |                              |                                 |                              |                                 |                              |                                  |                              |                                 |                                   |                                    |                                  |        |  |  |  |  |  |
| Gary Carter, R<br>OBP: 0.346, SLG: 0.397<br>Ronn Reynolds, R<br>OBP: 0.429, SLG: 0.429<br>(1, 2)<br>(3, 2)   |                              | 0-0<br>5-3                      | 0-0<br>2-3<br>3-H<br>1B      |                                 | 0-0<br>BLK<br>SF8<br>1B<br>1B |                                 | 0-0<br>P4                    |                                 | 0-3<br>K                     | 2 0 1 1 0 0 0<br>3 1 1 0 0 1 1  |                              |                                 |                              |                                 |                              |                                  |                              |                                 |                                   |                                    |                                  |        |  |  |  |  |  |
| Danny Heep, L<br>OBP: 0.353, SLG: 0.462<br>(1, 8)<br>(3, 3)  | 0-0<br>F7                    |                                 | 0-0<br>F8                    |                                 | 0-0<br>SF8<br>BLK<br>1B<br>1B |                                 | 0-0<br>F7                    |                                 | 0-0<br>G4-6-3<br>1-2f        | 5 1 1 0 0 0 3   |                              |                                 |                              |                                 |                              |                                  |                              |                                 |                                   |                                    |                                  |        |  |  |  |  |  |
| George Foster, R<br>OBP: 0.267, SLG: 0.434<br>(1, 7)   |                              | 0-3<br>K                        |                              | 0-0<br>3-1<br>SF8<br>2B         |                               | 0-0<br>SF8                      |                              | 0-0<br>F7                       |                              | 3 1 1 1 0 1 0   |                              |                                 |                              |                                 |                              |                                  |                              |                                 |                                   |                                    |                                  |        |  |  |  |  |  |
| Clint Hurdle, L<br>OBP: 0.300, SLG: 0.464<br>(1, 9)  |                              |                                 | 0-0<br>2B<br>6-3<br>1B       | 0-0<br>3-1                      | 0-3<br>K                      |                                 | 0-3<br>K                     |                                 |                              | 4 1 1 0 0 2 2   |                              |                                 |                              |                                 |                              |                                  |                              |                                 |                                   |                                    |                                  |        |  |  |  |  |  |
| Rafael Santana, R<br>OBP: 0.281, SLG: 0.299<br>(1, 6)  |                              |                                 | 0-0<br>6-3<br>1B<br>2B       | 0-0<br>SF8                      | 0-0<br>1B                     |                                 | 4-0<br>G3<br>WP<br>BB        |                                 |                              | 2 1 2 2 1 0 0   |                              |                                 |                              |                                 |                              |                                  |                              |                                 |                                   |                                    |                                  |        |  |  |  |  |  |
| Tom Gorman, L<br>Calvin Schiraldi, R<br>OBP: 0.125, SLG: 0.125<br>Doug Sisk, R<br>Rusty Staub, L<br>OBP: 0.333, SLG: 0.368<br>Joe Sambito, L<br>Ray Knight, R<br>OBP: 0.221, SLG: 0.302<br>Jesse Orosco, R<br>OBP: 0.500, SLG: 0.500<br>(1, 1)<br>(1, 1)<br>(2, 1)<br>(5, PH)<br>(5, 1)<br>(8, PH)<br>(8, 1) |                              |                                 | 0-0<br>6-3<br>1B<br>2B       | 0-0<br>E7<br>1B<br>2B           | 0-0<br>4-3                    |                                 | 0-0<br>G3                    |                                 |                              | 0 0 0 0 0 0 0<br>0 0 0 0 0 0 0<br>2 1 0 1 0 0 1<br>1 0 0 0 0 0 1<br>0 0 0 0 0 0 0<br>1 0 0 0 0 0 1<br>0 0 0 0 0 0 0 |                              |                                 |                              |                                 |                              |                                  |                              |                                 |                                   |                                    |                                  |        |  |  |  |  |  |
| Inning Stats   | R: 0<br>E: 0<br>K: 0<br>S: 3 | H: 2<br>LOB: 1<br>BB: 0<br>P: 3 | R: 0<br>E: 0<br>K: 1<br>S: 5 | H: 0<br>LOB: 0<br>BB: 0<br>P: 5 | R: 3<br>E: 0<br>K: 0<br>S: 8  | H: 5<br>LOB: 2<br>BB: 0<br>P: 8 | R: 2<br>E: 1<br>K: 1<br>S: 9 | H: 3<br>LOB: 2<br>BB: 0<br>P: 9 | R: 2<br>E: 0<br>K: 1<br>S: 8 | H: 3<br>LOB: 1<br>BB: 0<br>P: 8   | R: 0<br>E: 0<br>K: 1<br>S: 5 | H: 0<br>LOB: 0<br>BB: 0<br>P: 5 | R: 0<br>E: 0<br>K: 0<br>S: 3 | H: 0<br>LOB: 0<br>BB: 0<br>P: 3 | R: 0<br>E: 0<br>K: 1<br>S: 5 | H: 0<br>LOB: 2<br>BB: 2<br>P: 13 | R: 0<br>E: 0<br>K: 1<br>S: 4 | H: 0<br>LOB: 0<br>BB: 1<br>P: 8 | 1B: 10<br>2B: 3<br>3B: 0<br>HR: 0 | SF: 2<br>SAC: 0<br>DP: 1<br>HBP: 0 | WP: 1<br>PB: 0<br>SB: 0<br>CS: 1 | PA: 41 |  |  |  |  |  |
| PITCHER  | IP                           | WLS                             | BF                           | H                               | R                             | ER                              | SO                           | BB                              | IBB                          | HBP   | BLK                          | WP                              | HR                           | S                               | P                            | ERA                              | WHIP                         |                                 |                                   |                                    |                                  |        |  |  |  |  |  |
| Charles Hudson, R<br>ERA: 3.77<br>(1, 1)   | 5.0                          | W                               | 27                           | 13                              | 7                             | 6                               | 3                            | 0                               | 0                            | 0   | 1                            | 0                               | 0                            | 33                              | 33                           | 10.80                            | 2.600                        |                                 |                                   |                                    |                                  |        |  |  |  |  |  |
| Dave Rucker, L<br>ERA: 2.57<br>(6, 1)  | 3.0                          |                                 | 11                           | 0                               | 0                             | 0                               | 2                            | 2                               | 0                            | 0   | 0                            | 1                               | 0                            | 13                              | 21                           | 0.00                             | 0.667                        |                                 |                                   |                                    |                                  |        |  |  |  |  |  |
| Larry Andersen, R<br>ERA: 3.47<br>(9, 1)   | 1.0                          |                                 | 3                            | 0                               | 0                             | 0                               | 1                            | 1                               | 0                            | 0   | 0                            | 0                               | 0                            | 4                               | 8                            | 0.00                             | 1.000                        |                                 |                                   |                                    |                                  |        |  |  |  |  |  |

New York Mets @ Philadelphia Phillies  
Veterans Stadium, Philadelphia, PA

livebaseballscores.com

|     |    |
|-----|----|
| AB  | 36 |
| R   | 7  |
| H   | 13 |
| RBI | 7  |
| BB  | 3  |
| SO  | 6  |
| LOB | 16 |



Tue Jun 11 1985, 7:05 PM EDT  
Att: 22,591 - Unknown





| Batter  | 1                            | 2                               | 3                            | 4                               | 5                            | 6                               | 7                            | 8                               | 9                            | 10                              | 11                           | AB                              | R                            | H                                | RBI                          | BB                               | SO                           | LOB                             | TOP                          |                                 |                                   |                                    |                                  |        |  |
|---|------------------------------|---------------------------------|------------------------------|---------------------------------|------------------------------|---------------------------------|------------------------------|---------------------------------|------------------------------|---------------------------------|------------------------------|---------------------------------|------------------------------|----------------------------------|------------------------------|----------------------------------|------------------------------|---------------------------------|------------------------------|---------------------------------|-----------------------------------|------------------------------------|----------------------------------|--------|--|
| <b>Kelvin Chapman, R</b> (1, 4)<br><small>OBP: 0.220, SLG: 0.188</small><br><b>Wally Backman, S</b> (7, PH)<br><small>OBP: 0.296, SLG: 0.299</small>  | F7                           |                                 | SH2-3                        |                                 | 2B<br>1B                     |                                 | G6-4-3<br>1B                 | 4-0<br>1-2<br>3-H<br>BB         |                              | F8                              |                              | 2                               | 0                            | 1                                | 0                            | 0                                | 0                            | 0                               |                              |                                 |                                   |                                    |                                  |        |  |
| <b>Ray Knight, R</b> (1, 5)<br><small>OBP: 0.218, SLG: 0.304</small>  | F4                           |                                 | 5-3                          |                                 | FC5<br>2B                    |                                 | G6-4-3<br>1-2f               | F8                              |                              | F8                              |                              | 6                               | 0                            | 1                                | 0                            | 0                                | 0                            | 4                               |                              |                                 |                                   |                                    |                                  |        |  |
| <b>Keith Hernandez, L</b> (1, 3)<br><small>OBP: 0.389, SLG: 0.410</small>   | K                            |                                 | G3                           |                                 | F5<br>1B                     |                                 | 1B                           |                                 |                              | 1B<br>1B                        |                              | 6                               | 1                            | 3                                | 0                            | 0                                | 1                            | 3                               |                              |                                 |                                   |                                    |                                  |        |  |
| <b>Gary Carter, R</b> (1, 2)<br><small>OBP: 0.359, SLG: 0.429</small>   |                              |                                 |                              |                                 | 2B                           |                                 | K                            |                                 |                              | 1B<br>1B                        |                              | 5                               | 2                            | 4                                | 2                            | 1                                | 1                            | 1                               |                              |                                 |                                   |                                    |                                  |        |  |
| <b>George Foster, R</b> (1, 7)<br><small>OBP: 0.275, SLG: 0.437</small>   |                              |                                 |                              |                                 | F8<br>1B                     |                                 | E9<br>1B                     |                                 |                              | FC5<br>2-3f                     |                              | 6                               | 2                            | 3                                | 0                            | 0                                | 1                            | 6                               |                              |                                 |                                   |                                    |                                  |        |  |
| <b>Danny Heep, L</b> (1, 8)<br><small>OBP: 0.352, SLG: 0.480</small>  |                              |                                 |                              |                                 | F7                           |                                 | 4-3                          |                                 |                              | F8<br>1B                        |                              | 4                               | 1                            | 1                                | 3                            | 1                                | 0                            | 2                               |                              |                                 |                                   |                                    |                                  |        |  |
| <b>John Christensen, R</b> (1, 9)<br><small>OBP: 0.303, SLG: 0.317</small>  |                              |                                 |                              |                                 | BB                           |                                 | 6-3                          |                                 |                              | HR<br>1B                        |                              | 4                               | 1                            | 2                                | 2                            | 2                                | 0                            | 4                               |                              |                                 |                                   |                                    |                                  |        |  |
| <b>Rafael Santana, R</b> (1, 6)<br><small>OBP: 0.277, SLG: 0.295</small>  |                              |                                 |                              |                                 | F9                           |                                 | F8                           |                                 |                              | F3<br>2B                        |                              | 6                               | 0                            | 1                                | 0                            | 0                                | 0                            | 7                               |                              |                                 |                                   |                                    |                                  |        |  |
| <b>Ron Darling, R</b> (1, 1)<br><small>OBP: 0.182, SLG: 0.242</small><br><b>Rusty Staub, L</b> (8, PH)<br><small>OBP: 0.318, SLG: 0.350</small><br><b>Jesse Orosco, R</b> (8, 1)<br><small>OBP: 0.500, SLG: 0.500</small><br><b>Mookie Wilson, S</b> (10, PH)<br><small>OBP: 0.300, SLG: 0.364</small><br><b>Rick Aguilera, R</b> (10, 1) |                              |                                 | E5<br>SH2-3<br>1B            |                                 | F9<br>1B                     |                                 | K                            |                                 |                              | K<br>2-3<br>1B                  |                              | 3                               | 0                            | 1                                | 0                            | 0                                | 1                            | 1                               |                              |                                 |                                   |                                    |                                  |        |  |
| <b>Inning Stats</b>   | R: 0<br>E: 0<br>K: 1<br>S: 5 | H: 0<br>LOB: 0<br>BB: 0<br>P: 5 | R: 0<br>E: 0<br>K: 0<br>S: 4 | H: 1<br>LOB: 2<br>BB: 1<br>P: 8 | R: 0<br>E: 1<br>K: 0<br>S: 4 | H: 1<br>LOB: 1<br>BB: 0<br>P: 4 | R: 1<br>E: 1<br>K: 0<br>S: 5 | H: 2<br>LOB: 1<br>BB: 0<br>P: 5 | R: 0<br>E: 0<br>K: 0<br>S: 5 | H: 0<br>LOB: 1<br>BB: 1<br>P: 9 | R: 0<br>E: 0<br>K: 1<br>S: 6 | H: 2<br>LOB: 1<br>BB: 0<br>P: 6 | R: 2<br>E: 0<br>K: 1<br>S: 8 | H: 4<br>LOB: 2<br>BB: 1<br>P: 12 | R: 0<br>E: 0<br>K: 1<br>S: 7 | H: 2<br>LOB: 3<br>BB: 1<br>P: 11 | R: 0<br>E: 0<br>K: 1<br>S: 5 | H: 0<br>LOB: 0<br>BB: 0<br>P: 5 | R: 4<br>E: 0<br>K: 0<br>S: 7 | H: 4<br>LOB: 0<br>BB: 0<br>P: 7 | 1B: 11<br>2B: 3<br>3B: 1<br>HR: 3 | SF: 1<br>SAC: 1<br>DP: 1<br>HBP: 0 | WP: 0<br>PB: 0<br>SB: 0<br>CS: 1 | PA: 54 |  |
| <b>PITCHER</b>  | IP                           | WLS                             | BF                           | H                               | R                            | ER                              | SO                           | BB                              | IBB                          | HBP                             | BLK                          | WP                              | HR                           | S                                | P                            | ERA                              | WHIP                         |                                 |                              |                                 |                                   |                                    |                                  |        |  |
| <b>Steve Carlton, L</b> (1, 1)<br><small>ERA: 2.21</small><br><b>Larry Andersen, R</b> (7, 1)<br><small>ERA: 3.38</small><br><b>Kent Tekulve, R</b> (8, 1)<br><small>ERA: 4.18</small><br><b>Don Carman, L</b> (8, 1)<br><small>ERA: 2.08</small><br><b>Dave Rucker, L</b> (11, 1)<br><small>ERA: 4.09</small>                            | 6.0                          |                                 | 27                           | 6                               | 1                            | 1                               | 2                            | 3                               | 0                            | 0                               | 0                            | 0                               | 1                            | 28                               | 40                           | 1.50                             | 1.500                        |                                 |                              |                                 |                                   |                                    |                                  |        |  |
|   | 1.0                          |                                 | 4                            | 2                               | 0                            | 0                               | 1                            | 0                               | 0                            | 0                               | 0                            | 0                               | 0                            | 6                                | 6                            | 0.00                             | 2.000                        |                                 |                              |                                 |                                   |                                    |                                  |        |  |
|   | 0.0                          |                                 | 4                            | 4                               | 2                            | 2                               | 0                            | 0                               | 0                            | 0                               | 0                            | 0                               | 1                            | 4                                | 4                            | ∞                                | ∞                            |                                 |                              |                                 |                                   |                                    |                                  |        |  |
|   | 3.0                          |                                 | 12                           | 2                               | 0                            | 0                               | 3                            | 2                               | 0                            | 0                               | 0                            | 0                               | 0                            | 16                               | 24                           | 0.00                             | 1.333                        |                                 |                              |                                 |                                   |                                    |                                  |        |  |
|   | 1.0                          | L                               | 7                            | 4                               | 4                            | 4                               | 0                            | 0                               | 0                            | 0                               | 0                            | 0                               | 1                            | 7                                | 7                            | 36.00                            | 4.000                        |                                 |                              |                                 |                                   |                                    |                                  |        |  |

**New York Mets @ Philadelphia Phillies**  
 Veterans Stadium, Philadelphia, PA  
 Wed Jun 12 1985, 7:05 PM EDT  
 Att. 22,455 - Unknown

|     |    |
|-----|----|
| AB  | 47 |
| R   | 7  |
| H   | 18 |
| RBI | 7  |
| BB  | 5  |
| SO  | 6  |
| LOB | 30 |




| Batter   | 1  | 2   | 3   | 4  | 5  | 6   | 7   | 8   | 9   | 10   | 11   | AB R H RBI BB SO LOB  | BOTTOM  |   |
|--|--|---|---|--|--|---|---|---|---|--|--|---|---|---|
| <b>Jeff Stone, L</b> (1, 7)<br><small>OBP: 0.297, SLG: 0.317</small><br><b>Larry Andersen, R</b> (7, 1)<br><small>OBP: 0.320, SLG: 0.271</small><br><b>Tim Corcoran, L</b> (8, 1)<br><small>OBP: 0.281, SLG: 0.382</small><br><b>Don Caman, L</b> (10, PH)<br><small>OBP: 0.318, SLG: 0.339</small><br><b>Greg Gross, L</b> (11, 1)<br><small>OBP: 0.667, SLG: 1.000</small> | <br>G4-6-3<br>1B   |   |   | <br>E5   | <br>E1<br>1-2  |   | <br>K   |   | <br>F8  |  |  | 3 0 1 0 0 0 1<br>0 0 0 0 0 0 0<br>1 0 0 0 0 1 1<br>0 0 0 0 0 0 0<br>0 0 0 0 0 0 0<br>1 0 0 0 0 0 0<br>0 0 0 0 0 0 0 | <b>New York Mets @ Philadelphia Phillies</b><br>Veterans Stadium, Philadelphia, PA<br>Wed Jun 12 1985, 7:05 PM EDT<br>Att. 22,455 - Unknown |   |
| <b>Rick Schu, R</b> (1, 5)<br><small>OBP: 0.382, SLG: 0.438</small>  | <br>G4-6-3<br>1-2f   |   |   | <br>BB<br>HR<br>BB                                   | <br>K  |   |   | <br>6-3   | <br>F8  |  |  | 4 1 0 0 1 1 3   |   |   |
| <b>Juan Samuel, R</b> (1, 4)<br><small>OBP: 0.281, SLG: 0.382</small>  | <br>F4   |   |   | <br>F2   |  | <br>F5  |   | <br>5-3   |   | <br>BB   |  | 4 0 0 0 1 0 1   |   |   |
| <b>Mike Schmidt, R</b> (1, 3)<br><small>OBP: 0.310, SLG: 0.373</small>   |  | <br>F3  |   | <br>4-0<br>HR<br>BB<br>1-2                           |  | <br>4-0<br>BB                                       |   | <br>F8  |   | <br>F9   |  | 3 1 0 0 2 0 1   |   |   |
| <b>Glenn Wilson, R</b> (1, 9)<br><small>OBP: 0.287, SLG: 0.447</small>   |  | <br>K   |   | <br>0-0<br>HR<br>1-H<br>2-H                          |  | <br>F3  |   |   | <br>F1  |  | <br>K  | 5 1 1 3 0 2 2   |   |   |
| <b>Von Hayes, L</b> (1, 8)<br><small>OBP: 0.373, SLG: 0.423</small><br>(7, 7)  |  | <br>F8  |   | <br>0-0<br>4-3                                       |  | <br>F2  |   |   | <br>F5  |  | <br>K  | 5 0 0 0 0 1 2   |   |   |
| <b>Bo Diaz, R</b> (1, 2)<br><small>OBP: 0.233, SLG: 0.286</small><br><b>Steve Jeltz, S</b> (9, PR)<br><small>OBP: 0.244, SLG: 0.185</small><br>(10, 6)   |  |   | <br>F9  |  | <br>K  |   | <br>F8  |   | <br>BB  |  |  | 3 0 0 0 1 1 0<br>0 0 0 0 0 0 0  |   | <b>AB 36</b><br><b>R 3</b><br><b>H 3</b><br><b>RBI 3</b><br><b>BB 6</b><br><b>SO 7</b><br><b>LOB 12</b> |
| <b>Luis Aguayo, R</b> (1, 6)<br><small>OBP: 0.329, SLG: 0.359</small><br><b>Ozzie Virgil, R</b> (9, PH)<br><small>OBP: 0.363, SLG: 0.487</small><br>(10, 2)  |  |   | <br>F7  |  | <br>F8   |   | <br>F6  |   | <br>5-3   |  |  | 3 0 0 0 0 0 0<br>1 0 0 0 0 0 1  |   |   |
| <b>Steve Carlton, L</b> (1, 1)<br><small>OBP: 0.167, SLG: 0.182</small><br><b>Garry Maddox, R</b> (7, 8)<br><small>OBP: 0.337, SLG: 0.382</small>  |  |   | <br>K   |  | <br>E<br>BB  |   | <br>E7<br>1B  |   | <br>F2  |  |  | 1 0 0 0 1 1 0<br>2 0 1 0 0 0 0  |   |   |
| <b>Inning Stats</b>  | R: 0 H: 1<br>E: 0 LOB: 0<br>K: 0 BB: 0<br>S: 3 P: 3  | R: 0 H: 0<br>E: 0 LOB: 0<br>K: 1 BB: 0<br>S: 5 P: 5 | R: 0 H: 0<br>E: 0 LOB: 0<br>K: 1 BB: 0<br>S: 5 P: 5 | R: 3 H: 1<br>E: 1 LOB: 0<br>K: 0 BB: 2<br>S: 4 P: 12 | R: 0 H: 0<br>E: 1 LOB: 2<br>K: 2 BB: 1<br>S: 8 P: 12 | R: 0 H: 0<br>E: 0 LOB: 1<br>K: 0 BB: 1<br>S: 3 P: 7 | R: 0 H: 1<br>E: 1 LOB: 1<br>K: 1 BB: 0<br>S: 6 P: 6 | R: 0 H: 0<br>E: 0 LOB: 0<br>K: 0 BB: 0<br>S: 3 P: 3 | R: 0 H: 0<br>E: 0 LOB: 1<br>K: 0 BB: 1<br>S: 3 P: 7 | R: 0 H: 0<br>E: 0 LOB: 0<br>K: 2 BB: 0<br>S: 7 P: 11 | 1B: 2 SF: 0<br>2B: 0 SAC: 0<br>3B: 0 DP: 1<br>HR: 1 HBP: 0 | WP: 0 PA: 42<br>PB: 0<br>SB: 0<br>CS: 0   |   |   |
| <b>PITCHER</b>   | IP WLS BF H R ER SO BB IBB HBP BLK WP HR S P ERA WHIP<br><b>Ron Darling, R</b> (1, 1)<br><small>ERA: 2.48</small><br><b>Jesse Orosco, L</b> (8, 1)<br><small>ERA: 2.23</small><br><b>Rick Aguilera, R</b> (10, 1)<br><small>ERA:</small> |   |   |  |  |   |   |   |   |  |  |   |   |   |



| Batter   | 1   | 2                               | 3                            | 4                               | 5                                    | 6                                   | 7                            | 8                               | 9                            | AB R H RBI BB SO LOB             | TOP                          |                                  |                              |                                 |                               |                                  |                              |                                 |                                  |                                    |                                  |        |  |  |  |  |  |  |  |  |  |  |  |  |  |  |  |  |
|--|---|---------------------------------|------------------------------|---------------------------------|--------------------------------------|-------------------------------------|------------------------------|---------------------------------|------------------------------|----------------------------------|------------------------------|----------------------------------|------------------------------|---------------------------------|-------------------------------|----------------------------------|------------------------------|---------------------------------|----------------------------------|------------------------------------|----------------------------------|--------|--|--|--|--|--|--|--|--|--|--|--|--|--|--|--|--|
| <b>Kelvin Chapman, R</b> (1, 4)<br><small>OBP: 0.213, SLG: 0.182</small><br><b>Wally Backman, S</b> (7, PH)<br><small>OBP: 0.298, SLG: 0.302</small> (7, 4)                            | 0-0<br>6-3  |                                 |                              | 0-0<br>F4                       | 0-0<br>FC6                           |                                     | 0-0<br>CS<br>1B              |                                 | 0-0<br>F8                    | 3 0 0 0 0 0 3<br>2 0 1 0 0 0 1   |                              |                                  |                              |                                 |                               |                                  |                              |                                 |                                  |                                    |                                  |        |  |  |  |  |  |  |  |  |  |  |  |  |  |  |  |  |
| <b>Ray Knight, R</b> (1, 5)<br><small>OBP: 0.212, SLG: 0.295</small><br><b>Howard Johnson, S</b> (7, PH)<br><small>OBP: 0.259, SLG: 0.234</small> (7, 5)                               | 0-3<br>K  |                                 |                              | 0-0<br>F8                       |                                      | 0-0<br>6-3                          | 0-0<br>F8                    |                                 |                              | 3 0 0 0 0 1 0<br>1 0 0 0 0 0 1   |                              |                                  |                              |                                 |                               |                                  |                              |                                 |                                  |                                    |                                  |        |  |  |  |  |  |  |  |  |  |  |  |  |  |  |  |  |
| <b>Keith Hernandez, L</b> (1, 3)<br><small>OBP: 0.387, SLG: 0.412</small>  | 0-0<br>3-1  |                                 |                              | 0-0<br>F7                       |                                      | 0-0<br>4-3<br>1B<br>2B              |                              | 0-3<br>K                        |                              | 4 1 1 0 0 1 0                    |                              |                                  |                              |                                 |                               |                                  |                              |                                 |                                  |                                    |                                  |        |  |  |  |  |  |  |  |  |  |  |  |  |  |  |  |  |
| <b>Gary Carter, R</b> (1, 2)<br><small>OBP: 0.362, SLG: 0.428</small>  |   | 0-0<br>F4                       |                              |                                 | 0-0<br>BB<br>1B                      | 1-0<br>4-3<br>1B<br>HBP             |                              | 0-0<br>E5                       |                              | 3 2 1 0 0 0 0                    |                              |                                  |                              |                                 |                               |                                  |                              |                                 |                                  |                                    |                                  |        |  |  |  |  |  |  |  |  |  |  |  |  |  |  |  |  |
| <b>George Foster, R</b> (1, 7)<br><small>OBP: 0.274, SLG: 0.429</small><br><b>Jesse Orosco, R</b> (8, 1)<br><small>OBP: 0.500, SLG: 0.500</small>                                      |   | 0-0<br>5-3                      |                              |                                 | 4-0<br>BB<br>1B<br>BB                | 0-0<br>4-3                          |                              | 0-3<br>K                        |                              | 3 0 0 0 1 1 3<br>0 0 0 0 0 0 0   |                              |                                  |                              |                                 |                               |                                  |                              |                                 |                                  |                                    |                                  |        |  |  |  |  |  |  |  |  |  |  |  |  |  |  |  |  |
| <b>Danny Heep, L</b> (1, 8)<br><small>OBP: 0.349, SLG: 0.468</small> (8, 7)  |   | 0-3<br>K                        |                              |                                 | 0-0<br>F9                            | 4-0<br>1B<br>S<br>IBB               |                              | 0-3<br>K                        |                              | 3 1 0 0 1 2 3                    |                              |                                  |                              |                                 |                               |                                  |                              |                                 |                                  |                                    |                                  |        |  |  |  |  |  |  |  |  |  |  |  |  |  |  |  |  |
| <b>John Christensen, R</b> (1, 9)<br><small>OBP: 0.313, SLG: 0.328</small>   |   |                                 | 0-3<br>K                     |                                 | 0-0<br>BB<br>1B<br>1-H<br>2-H        | 0-0<br>S<br>1B<br>1-3<br>2-H<br>3-H |                              | 0-0<br>6-3                      |                              | 4 0 2 3 0 1 0                    |                              |                                  |                              |                                 |                               |                                  |                              |                                 |                                  |                                    |                                  |        |  |  |  |  |  |  |  |  |  |  |  |  |  |  |  |  |
| <b>Rafael Santana, R</b> (1, 6)<br><small>OBP: 0.282, SLG: 0.295</small>   |   |                                 | 0-0<br>6-3                   |                                 | 4-0<br>BB<br>IBB                     | 0-0<br>6-3                          |                              | 0-0<br>1B                       |                              | 3 0 1 0 1 0 1                    |                              |                                  |                              |                                 |                               |                                  |                              |                                 |                                  |                                    |                                  |        |  |  |  |  |  |  |  |  |  |  |  |  |  |  |  |  |
| <b>Ed Lynch, R</b> (1, 1)<br><small>OBP: 0.200, SLG: 0.091</small><br><b>Mookie Wilson, S</b> (8, 8)<br><small>OBP: 0.299, SLG: 0.362</small>  |   |                                 | 0-3<br>K                     |                                 | 4-0<br>BB<br>FC6<br>BB<br>1-2<br>2-3 |                                     | 0-3<br>K                     |                                 | 0-0<br>L6                    | 2 0 0 0 1 2 0<br>1 0 0 0 0 0 1   |                              |                                  |                              |                                 |                               |                                  |                              |                                 |                                  |                                    |                                  |        |  |  |  |  |  |  |  |  |  |  |  |  |  |  |  |  |
| <b>Inning Stats</b>  | R: 0<br>E: 0<br>K: 1<br>S: 5                          | H: 0<br>LOB: 0<br>BB: 0<br>P: 5 | R: 0<br>E: 0<br>K: 1<br>S: 5 | H: 0<br>LOB: 0<br>BB: 0<br>P: 5 | R: 0<br>E: 0<br>K: 2<br>S: 7         | H: 0<br>LOB: 0<br>BB: 0<br>P: 7     | R: 0<br>E: 0<br>K: 0<br>S: 3 | H: 0<br>LOB: 0<br>BB: 0<br>P: 3 | R: 1<br>E: 0<br>K: 0<br>S: 4 | H: 2<br>LOB: 3<br>BB: 3<br>P: 16 | R: 3<br>E: 0<br>K: 0<br>S: 5 | H: 2<br>LOB: 1<br>BB: 1<br>P: 10 | R: 0<br>E: 0<br>K: 1<br>S: 5 | H: 1<br>LOB: 0<br>BB: 0<br>P: 5 | R: 0<br>E: 1<br>K: 3<br>S: 10 | H: 0<br>LOB: 1<br>BB: 0<br>P: 10 | R: 0<br>E: 0<br>K: 0<br>S: 4 | H: 1<br>LOB: 1<br>BB: 0<br>P: 4 | 1B: 5<br>2B: 1<br>3B: 0<br>HR: 0 | SF: 0<br>SAC: 0<br>DP: 0<br>HBP: 1 | WP: 0<br>PB: 0<br>SB: 2<br>CS: 1 | PA: 37 |  |  |  |  |  |  |  |  |  |  |  |  |  |  |  |  |
| <b>PITCHER</b>   | IP WLS BF H R ER SO BB IBB HBP BLK WP HR S P ERA WHIP |                                 |                              |                                 |                                      |                                     |                              |                                 |                              |                                  |                              |                                  |                              |                                 |                               |                                  |                              |                                 |                                  |                                    |                                  |        |  |  |  |  |  |  |  |  |  |  |  |  |  |  |  |  |
| <b>Jerry Koosman, L</b> (1, 1)<br><small>ERA: 3.97</small><br><b>Larry Andersen, R</b> (6, 1)<br><small>ERA: 3.69</small><br><b>Shane Rawley, L</b> (8, 1)<br><small>ERA: 3.67</small> | 5.1   |                                 | 21                           | 3                               | 2                                    | 2                                   | 4                            | 2                               | 1                            | 0                                | 0                            | 0                                | 0                            | 0                               | 26                            | 38                               | 3.38                         | 0.938                           |                                  |                                    |                                  |        |  |  |  |  |  |  |  |  |  |  |  |  |  |  |  |  |
|  | 1.2   |                                 | 8                            | 2                               | 2                                    | 2                                   | 1                            | 0                               | 1                            | 1                                | 0                            | 0                                | 0                            | 0                               | 8                             | 13                               | 10.80                        | 1.200                           |                                  |                                    |                                  |        |  |  |  |  |  |  |  |  |  |  |  |  |  |  |  |  |
|  | 2.0   | W                               | 8                            | 1                               | 0                                    | 0                                   | 3                            | 0                               | 0                            | 0                                | 0                            | 0                                | 0                            | 0                               | 14                            | 14                               | 0.00                         | 0.500                           |                                  |                                    |                                  |        |  |  |  |  |  |  |  |  |  |  |  |  |  |  |  |  |

**New York Mets @ Philadelphia Phillies**  
 Veterans Stadium, Philadelphia, PA  
 Thu Jun 13 1985, 7:05 PM EDT  
 Att. 23,381 - Unknown

|            |    |
|------------|----|
| <b>AB</b>  | 32 |
| <b>R</b>   | 4  |
| <b>H</b>   | 6  |
| <b>RBI</b> | 3  |
| <b>BB</b>  | 4  |
| <b>SO</b>  | 8  |
| <b>LOB</b> | 13 |



|       |        |
|-------|--------|
| WP: 0 | PA: 37 |
|-------|--------|

|     |      |
|-----|------|
| ERA | WHIP |
|-----|------|

| Batter | 1 | 2 | 3 | 4 | 5 | 6 | 7 | 8 | 9 | AB | R | H | RBI | BB | SO | LOB | BOTTOM |
|--------|---|---|---|---|---|---|---|---|---|----|---|---|-----|----|----|-----|--------|
|--------|---|---|---|---|---|---|---|---|---|----|---|---|-----|----|----|-----|--------|

|  |   |   |   |   |   |   |   |  |  |   |   |   |   |   |   |   |  |
|--|---|---|---|---|---|---|---|--|--|---|---|---|---|---|---|---|--|
| <b>Juan Samuel, R</b><br><small>OBP: 0.285, SLG: 0.397</small><br>(1, 4)   | 0-0<br><br>HR                                       |   | 0-3<br><br>K  |   | 0-0<br><br>1B                                       |   | 0-0<br><br>F8                                       |  |  | 4                                       | 1 | 2 | 1 | 0 | 1 | 0 |  |
| <b>Rick Schu, R</b><br><small>OBP: 0.373, SLG: 0.442</small><br>(1, 5)   | 0-0<br><br>6-3                                      |   | 0-0<br><br>G3<br>1B<br>2B                           |   | 0-0<br><br>F5                                       |   |   | 0-0<br><br>F8  |  | 4                                       | 1 | 1 | 0 | 0 | 0 | 1 |  |
| <b>Von Hayes, L</b><br><small>OBP: 0.375, SLG: 0.422</small><br>(1, 8)<br>(9, 7)   | 0-0<br><br>E7<br>CS<br>1B                           |   | 0-0<br><br>G3                                       |   | 0-0<br><br>F8                                       |   |   | 4-0<br><br>HR<br>BB                                  |  | 3                                       | 1 | 1 | 0 | 1 | 0 | 2 |  |
| <b>Mike Schmidt, R</b><br><small>OBP: 0.309, SLG: 0.370</small><br>(1, 3)  | 0-0<br><br>F8                                       |   | 0-0<br><br>1B                                       |   |   | 0-0<br><br>F8                                       |   | 0-3<br><br>K   |  | 4                                       | 0 | 1 | 1 | 0 | 1 | 2 |  |
| <b>Glenn Wilson, R</b><br><small>OBP: 0.286, SLG: 0.458</small><br>(1, 9)  |   | 0-3<br><br>K  | 0-0<br><br>F8                                       |   | 0-0<br><br>F9                                       |   |   | 0-0<br><br>HR  |  | 4                                       | 1 | 1 | 2 | 0 | 1 | 1 |  |
| <b>Ozzie Virgil, R</b><br><small>OBP: 0.366, SLG: 0.488</small><br>(1, 2)  |   | 0-0<br><br>1B                                       |   | 0-0<br><br>6-3                                      |   | 0-0<br><br>F8                                       |   | 0-0<br><br>BB<br>1B                                  |  | 4                                       | 0 | 2 | 0 | 0 | 0 | 0 |  |
| <b>Greg Gross, L</b><br><small>OBP: 0.319, SLG: 0.339</small><br><b>Garry Maddox, R</b><br><small>OBP: 0.345, SLG: 0.382</small><br>(8, PH)<br>(9, 8)  |   | 0-0<br><br>F7                                       |   | 0-0<br><br>F8                                       |   | 0-0<br><br>2B<br>1B                                 |   | 4-0<br><br>BB  |  | 3                                       | 0 | 1 | 0 | 0 | 0 | 1 |  |
| <b>Steve Jeltz, S</b><br><small>OBP: 0.252, SLG: 0.205</small><br>(1, 6)   |   | 0-0<br><br>1-2<br>1B                                |   | 0-0<br><br>L4                                       |   | 0-0<br><br>SF8<br>2B                                |   | 0-3<br><br>K   |  | 4                                       | 1 | 2 | 0 | 0 | 1 | 2 |  |
| <b>Jerry Koosman, R</b><br>(1, 1)<br><b>Larry Andersen, R</b><br>(6, 1)<br><b>Tim Corcoran, L</b><br><small>OBP: 0.317, SLG: 0.271</small><br>(7, PH)<br><b>Shane Rawley, R</b><br><small>OBP: 0.143, SLG: 0.053</small><br>(8, 1) |   | 0-3<br><br>K  |   | 0-0<br><br>F2                                       |   | 0-0<br><br>SF8                                      |   |  |  | 2                                       | 0 | 0 | 0 | 0 | 1 | 2 |  |
| <b>Inning Stats</b>  | R: 1 H: 2<br>E: 1 LOB: 0<br>K: 0 BB: 0<br>S: 4 P: 4 | R: 0 H: 2<br>E: 0 LOB: 2<br>K: 2 BB: 0<br>S: 9 P: 9 | R: 1 H: 2<br>E: 0 LOB: 1<br>K: 1 BB: 0<br>S: 7 P: 7 | R: 0 H: 0<br>E: 0 LOB: 0<br>K: 0 BB: 0<br>S: 3 P: 3 | R: 0 H: 1<br>E: 0 LOB: 1<br>K: 0 BB: 0<br>S: 4 P: 4 | R: 0 H: 0<br>E: 0 LOB: 0<br>K: 0 BB: 0<br>S: 3 P: 3 | R: 1 H: 2<br>E: 0 LOB: 0<br>K: 0 BB: 0<br>S: 4 P: 4 | R: 2 H: 2<br>E: 0 LOB: 2<br>K: 2 BB: 2<br>S: 9 P: 17 | 1B: 7 SF: 1<br>2B: 2 SAC: 0<br>3B: 0 DP: 0<br>HR: 2 HBP: 0 | WP: 0 PA: 35<br>PB: 0<br>SB: 0<br>CS: 1 |   |   |   |   |   |   |  |

**New York Mets @ Philadelphia Phillies**  
 Veterans Stadium, Philadelphia, PA

Thu Jun 13 1985, 7:05 PM EDT  
 Att. 23,381 - Unknown

livebaseballscorecards.com

|     |    |
|-----|----|
| AB  | 32 |
| R   | 5  |
| H   | 11 |
| RBI | 5  |
| BB  | 2  |
| SO  | 5  |
| LOB | 11 |



|  |  |   |
|--|--|---|
| <b>PITCHER</b><br><b>Ed Lynch, R</b><br><small>ERA: 2.81</small><br>(1, 1)<br><b>Jesse Orosco, L</b><br><small>ERA: 2.73</small><br>(8, 1) | IP<br>7.1<br>WLS<br>L<br>BF<br>29<br>H<br>9<br>R<br>3<br>ER<br>3<br>SO<br>3<br>BB<br>0<br>IBB<br>0<br>HBP<br>0<br>BLK<br>0<br>WP<br>0<br>HR<br>1<br>S<br>35<br>P<br>35<br>ERA<br>3.68<br>WHIP<br>1.227 | <b>PITCHER</b><br>IP<br>WLS<br>BF<br>H<br>R<br>ER<br>SO<br>BB<br>IBB<br>HBP<br>BLK<br>WP<br>HR<br>S<br>P<br>ERA<br>WHIP |
|--|--|---|



| Batter  | 1   | 2  | 3   | 4   | 5   | 6   | 7  | 8   | 9   | AB R H RBI BB SO LOB  | TOP                                     |
|---|---|--|---|---|---|---|--|---|---|---|---|
| Juan Samuel, R<br>OBP: 0.284, SLG: 0.394<br>(1, 4) X  | 0-0<br>S<br>1B  |  | 0-3<br>K  |   | 0-0<br>FC6-4<br>1-2f                                |   | 0-3<br>K   |   |   | 4 0 1 0 0 2 2   |   |
| Rick Schu, R<br>OBP: 0.365, SLG: 0.418<br>(1, 5) S  | 0-3<br>K<br>1-2                                       |  | 0-3<br>K  |   |   | 0-0<br>F6   |  | 1-0<br>G5-3<br>1B<br>HBP                            |   | 3 0 0 0 0 2 1   |   |
| Von Hayes, L<br>OBP: 0.373, SLG: 0.419<br>(1, 8) S<br>(8, 9)  | 0-3<br>K  |  |   | 0-0<br>4-3  |   | 0-0<br>F5   |  | 0-0<br>G5-3<br>1B<br>1-2                            |   | 4 0 1 0 0 1 1   |   |
| Mike Schmidt, R<br>OBP: 0.308, SLG: 0.365<br>(1, 3) X   | 0-0<br>F7   |  |   | 4-0<br>FC6-4<br>BB  |   | 0-0<br>F8   |  | 0-0<br>G5-3<br>1-2<br>2-3f                          |   | 3 0 0 0 1 0 3   |   |
| Glenn Wilson, R<br>OBP: 0.281, SLG: 0.449<br>Kent Tekulve, R<br>(8, 1)  |   | 0-3<br>K   |   | 0-0<br>FC6-4<br>1-2f  |   | 0-3<br>K  |  | 0-0<br>L4   |   | 4 0 0 0 0 2 2<br>0 0 0 0 0 0 0  |   |
| Ozzie Virgil, R<br>OBP: 0.358, SLG: 0.476<br>(1, 2) X   |   | 0-0<br>F7  |   | 0-3<br>K  |   | 0-0<br>F7   |  | 0-0<br>F8   |   | 4 0 0 0 0 1 1   |   |
| Greg Gross, L<br>OBP: 0.342, SLG: 0.344<br>(1, 7) S   |   | 4-0<br>BB  |   |   | 0-0<br>F8   |   | 4-0<br>1B<br>3B<br>BB                                |   | 0-0<br>G3<br>1B                                     | 2 1 1 0 2 0 0   |   |
| Steve Jeltz, S<br>OBP: 0.254, SLG: 0.209<br>Bo Diaz, R<br>OBP: 0.226, SLG: 0.276<br>(9, PH)   |   | 0-3<br>K   |   |   | 0-0<br>E3<br>FC6-4                                  |   | 0-0<br>3B<br>1B                                      |   | 0-0<br>G3<br>1-2                                    | 3 1 1 0 0 1 1<br>1 0 0 0 0 0 1  |   |
| Kevin Gross, R<br>OBP: 0.211, SLG: 0.167<br>Tim Corcoran, L<br>OBP: 0.323, SLG: 0.296<br>Don Carman, L<br>Larry Andersen, R<br>Garry Maddox, R<br>OBP: 0.341, SLG: 0.377<br>(7, PH)<br>(7, 1)<br>(7, 1)<br>(8, 8) |   |  | 0-3<br>K  |   | 0-3<br>K  |   | 0-0<br>3B  |   | 0-0<br>F2   | 2 0 0 0 0 2 1<br>1 0 1 2 0 0 0<br>0 0 0 0 0 0 0<br>0 0 0 0 0 0 0<br>1 0 0 0 0 0 1 |   |
| <b>Inning Stats</b>   | R: 0 H: 1<br>E: 0 LOB: 1<br>K: 2 BB: 0<br>S: 8 P: 8   | R: 0 H: 0<br>E: 0 LOB: 1<br>K: 2 BB: 1<br>S: 7 P: 11 | R: 0 H: 0<br>E: 0 LOB: 0<br>K: 3 BB: 0<br>S: 9 P: 9 | R: 0 H: 0<br>E: 0 LOB: 1<br>K: 1 BB: 1<br>S: 5 P: 9                     | R: 0 H: 0<br>E: 1 LOB: 1<br>K: 1 BB: 0<br>S: 6 P: 6 | R: 0 H: 0<br>E: 0 LOB: 0<br>K: 0 BB: 0<br>S: 3 P: 3 | R: 2 H: 2<br>E: 0 LOB: 1<br>K: 2 BB: 1<br>S: 9 P: 13 | R: 0 H: 1<br>E: 0 LOB: 1<br>K: 0 BB: 0<br>S: 3 P: 4 | R: 0 H: 1<br>E: 0 LOB: 1<br>K: 0 BB: 0<br>S: 4 P: 4 | 1B: 4 SF: 0<br>2B: 0 SAC: 0<br>3B: 1 DP: 1<br>HR: 0 HBP: 1                        | WP: 0 PA: 36<br>PB: 0<br>SB: 1<br>CS: 0 |
| <b>PITCHER</b><br>Jose DeLeon, R<br>ERA: 4.62<br>Don Robinson, R<br>ERA: 3.06<br>(1, 1)<br>(8, 1)   | IP WLS BF H R ER SO BB IBB HBP BLK WP HR S P ERA WHIP | 7.0 W 28 3 2 2 11 3 0 0 0 0 0 0 47 59 2.57 0.857     | 2.0 S 8 2 0 0 0 0 0 0 1 0 0 0 7 8 0.00 1.000        | <b>PITCHER</b><br>IP WLS BF H R ER SO BB IBB HBP BLK WP HR S P ERA WHIP |   |   |  |   |   |   |   |

Philadelphia Phillies @ Pittsburgh Pirates  
 Three Rivers Stadium, Pittsburgh, PA  
 Fri Jun 14 1985, 7:05 PM EDT  
 Att: 10,211 - Unknown

livebaseballscorecards.com

|     |    |
|-----|----|
| AB  | 32 |
| R   | 2  |
| H   | 5  |
| RBI | 2  |
| BB  | 3  |
| SO  | 11 |
| LOB | 14 |



| Batter   | 1                          | 2          | 3                    | 4                           | 5                | 6         | 7                              | 8                        | 9         | AB | R | H | RBI | BB | SO | LOB |
|--|----------------------------|------------|----------------------|-----------------------------|------------------|-----------|--------------------------------|--------------------------|-----------|----|---|---|-----|----|----|-----|
| Johnny Ray, S<br>OBP: 0.310, SLG: 0.382 (1, 4)       | 0-0<br>FC3-5<br>2B         |            | 1-0<br>FC5-4<br>HBP  |                             | 0-0<br>HR        |           | 0-3<br>K                       |                          |           | 3  | 1 | 2 | 1   | 0  | 1  | 2   |
| Joe Orsulak, L<br>OBP: 0.350, SLG: 0.380 (1, 8)      | 0-0<br>FC3-5<br>6-3<br>2-3 |            | 0-0<br>F5            |                             | 4-0<br>PO<br>BB  |           | 0-0<br>1B<br>1B                |                          |           | 3  | 0 | 1 | 0   | 1  | 0  | 3   |
| Bill Madlock, R<br>OBP: 0.296, SLG: 0.359 (1, 5)     | 0-0<br>6-3<br>1-2          |            | 0-0<br>FC5-4<br>1-2f |                             | 0-0<br>PO<br>1-2 |           | 0-0<br>F7<br>1-2<br>2-3<br>3-H |                          | 0-0<br>1B | 4  | 0 | 1 | 1   | 0  | 0  | 3   |
| Jason Thompson, L<br>OBP: 0.352, SLG: 0.461 (1, 3)   |                            | 0-3<br>K   |                      | 4-0<br>FC6-4<br>BB          |                  | 0-0<br>F9 |                                | 0-0<br>F4                |           | 3  | 0 | 0 | 0   | 1  | 1  | 3   |
| Tony Peña, R<br>OBP: 0.294, SLG: 0.352 (1, 2)        |                            | 0-0<br>1B  |                      | 0-0<br>FC6-4<br>5-3<br>1-2f |                  | 0-0<br>F3 |                                | 0-0<br>6-3               |           | 4  | 0 | 1 | 0   | 0  | 0  | 1   |
| Sixto Lezcano, R<br>OBP: 0.373, SLG: 0.313 (1, 9)    |                            | 0-3<br>K   |                      | 0-0<br>5-3<br>1-3           |                  |           |                                | 0-0<br>HR                |           | 4  | 1 | 1 | 1   | 0  | 1  | 2   |
| Doug Frobel, L<br>OBP: 0.367, SLG: 0.299 (1, 7)      |                            | 0-0<br>1-3 |                      | 0-3<br>K                    |                  |           |                                | 0-0<br>1B<br>SH1-4<br>1B |           | 4  | 1 | 1 | 0   | 0  | 1  | 2   |
| Johnnie LeMaster, R<br>OBP: 0.179, SLG: 0.164 (1, 6) |                            |            | 0-0<br>SH1-6-4<br>1B |                             | 0-3<br>K         |           | 0-0<br>SH1-4                   |                          |           | 2  | 0 | 1 | 0   | 0  | 1  | 0   |
| Jose DeLeon, R<br>OBP: 0.150, SLG: 0.056 (1, 1)      |                            |            | 0-0<br>SH1-6-4       |                             | 0-3<br>K         |           | 4-0<br>1B<br>1B<br>IBB         |                          |           | 1  | 0 | 0 | 0   | 0  | 1  | 0   |
| George Hendrick, R<br>OBP: 0.283, SLG: 0.313 (7, PH) |                            |            |                      |                             |                  |           |                                |                          |           | 0  | 0 | 0 | 0   | 1  | 0  | 0   |
| Don Robinson, R (8, 1)                               |                            |            |                      |                             |                  |           |                                |                          |           | 0  | 0 | 0 | 0   | 0  | 0  | 0   |

| Inning Stats | R: 0 | H: 1 | E: 0 | LOB: 0 | K: 0 | BB: 0 | S: 3 | P: 3  |
|--------------|------|------|------|--------|------|-------|------|-------|
|              | R: 0 | H: 1 | E: 0 | LOB: 1 | K: 2 | BB: 0 | S: 8 | P: 8  |
|              | R: 0 | H: 1 | E: 0 | LOB: 2 | K: 0 | BB: 0 | S: 4 | P: 5  |
|              | R: 0 | H: 0 | E: 0 | LOB: 1 | K: 1 | BB: 1 | S: 5 | P: 9  |
|              | R: 1 | H: 1 | E: 0 | LOB: 0 | K: 2 | BB: 1 | S: 7 | P: 11 |
|              | R: 0 | H: 0 | E: 0 | LOB: 0 | K: 0 | BB: 0 | S: 3 | P: 3  |
|              | R: 2 | H: 4 | E: 0 | LOB: 3 | K: 1 | BB: 1 | S: 9 | P: 13 |
|              | R: 0 | H: 0 | E: 0 | LOB: 0 | K: 0 | BB: 0 | S: 3 | P: 3  |

| PITCHER                               | IP  | WLS | BF | H | R | ER | SO | BB | IBB | HBP | BLK | WP | HR | S  | P  | ERA   | WHIP  |
|---------------------------------------|-----|-----|----|---|---|----|----|----|-----|-----|-----|----|----|----|----|-------|-------|
| Kevin Gross, R (1, 1)<br>ERA: 3.31    | 6.0 |     | 23 | 4 | 1 | 1  | 5  | 2  | 0   | 0   | 0   | 0  | 1  | 30 | 39 | 1.50  | 1.000 |
| Don Carman, L (7, 1)<br>ERA: 2.7      | 0.2 | L   | 6  | 3 | 2 | 2  | 1  | 0  | 1   | 0   | 0   | 0  | 1  | 7  | 11 | 27.00 | 4.500 |
| Larry Andersen, R (7, 1)<br>ERA: 3.66 | 0.1 |     | 2  | 1 | 0 | 0  | 0  | 0  | 0   | 0   | 0   | 0  | 0  | 2  | 2  | 0.00  | 3.000 |
| Kent Tekulve, R (8, 1)<br>ERA: 4.03   | 1.0 |     | 3  | 0 | 0 | 0  | 0  | 0  | 0   | 0   | 0   | 0  | 0  | 3  | 3  | 0.00  | 0.000 |

**BOTTOM**

Philadelphia Phillies @ Pittsburgh Pirates  
Three Rivers Stadium, Pittsburgh, PA

Fri Jun 14 1985, 7:05 PM EDT  
Att. 10,211 - Unknown

|     |    |
|-----|----|
| AB  | 28 |
| R   | 3  |
| H   | 8  |
| RBI | 3  |
| BB  | 3  |
| SO  | 6  |
| LOB | 16 |



| WP    | HR     | S     | P      | ERA | WHIP |
|-------|--------|-------|--------|-----|------|
| 1B: 5 | SF: 0  | WP: 0 | PA: 35 |     |      |
| 2B: 1 | SAC: 2 | PB: 0 |        |     |      |
| 3B: 0 | DP: 0  | SB: 1 |        |     |      |
| HR: 2 | HBP: 1 | CS: 0 |        |     |      |



| Batter   | 1   | 2   | 3   | 4   | 5  | 6   | 7   | 8  | 9   | AB R H RBI BB SO LOB  | TOP                                     |                |   |
|--|---|---|---|---|--|---|---|--|---|---|---|----------------|---|
| Juan Samuel, R (1, 4)<br>OBP: 0.290, SLG: 0.406<br>Luis Aguayo, R (8, 4)<br>OBP: 0.325, SLG: 0.354   | 0-0<br>1B<br>2B<br>1B                                 | 0-0<br>L6   |   |   | 0-0<br>FC5-6<br>1B<br>1B                             | 0-0<br>WP<br>3B                                       |   | 0-0<br>F7<br>2-3                                     | 0-0<br>F8   | 5 3 3 2 0 0 3<br>1 0 0 0 0 0 0                              |   |                |   |
| Rick Schu, R (1, 5)<br>OBP: 0.362, SLG: 0.410  | 0-0<br>2B<br>1B                                       |   | 0-0<br>5-3  |   | 0-0<br>FC5-6<br>CS<br>1-2<br>2-3f                    | 0-0<br>3-H<br>1B                                      |   | 0-0<br>E5<br>1B<br>2B                                | 0-3<br>K  | 6 1 2 1 0 1 3   |   |                |   |
| Von Hayes, L (1, 8)<br>OBP: 0.373, SLG: 0.415  | 0-3<br>K  |   | 0-3<br>K  |   | 4-0<br>1B<br>1B<br>BB                                | 0-0<br>P6   |   | 0-0<br>2B<br>1B                                      |   | 4 2 1 1 1 2 3   |   |                |   |
| Mike Schmidt, R (1, 3)<br>OBP: 0.311, SLG: 0.372<br>Tim Corcoran, L (6, 3)<br>OBP: 0.320, SLG: 0.294 | 0-0<br>1-3<br>3-H<br>2B                               |   | 0-0<br>L6   |   | 0-0<br>1-3<br>2-H<br>1B                              | 0-3<br>K  |   | 0-0<br>F8  |   | 4 1 2 2 0 1 1<br>1 0 0 0 0 0 2                              |   |                |   |
| Glenn Wilson, R (1, 9)<br>OBP: 0.288, SLG: 0.467   | 0-3<br>K  |   |   | 0-0<br>WP<br>3B                                     | 0-0<br>2-H<br>3-H<br>1B                              |   | 0-3<br>K  | 0-0<br>1B<br>2B                                      |   | 5 2 3 4 0 2 2   |   |                |   |
| John Russell, R (1, 7)<br>OBP: 0.356, SLG: 0.340   | 0-0<br>F7   |   | 0-3<br>K  | 0-3<br>K  | 0-0<br>P4  |   | 0-0<br>F7   | 4-0<br>1B<br>BB                                      |   | 4 0 0 0 1 1 3   |   |                |   |
| Bo Diaz, R (1, 2)<br>OBP: 0.250, SLG: 0.294  |   | 0-0<br>6-3  |   | 0-0<br>P6   |  | 0-0<br>BB<br>3B<br>1B                                 | 0-0<br>F7   | 0-0<br>1-3<br>2-H<br>1B                              |   | 5 1 2 1 0 0 0   |   |                |   |
| Steve Jeltz, S (1, 6)<br>OBP: 0.260, SLG: 0.203  |   | 0-0<br>F8   |   | 0-0<br>4-3  |  | 4-0<br>3B<br>BB                                       |   | 0-0<br>F7<br>BB<br>E<br>BB                           | 0-0<br>FC6-4  | 3 2 0 0 2 0 2   |   |                |   |
| John Denny, R (1, 1)<br>OBP: 0.222, SLG: 0.182   |   | 0-0<br>2B   |   |   | 0-0<br>FC5-6<br>1B<br>1B                             | 0-3<br>K  |   | 4-0<br>1-2<br>1B<br>BB                               | 0-0<br>6-3  | 4 1 2 0 1 1 2   |   |                |   |
| <b>Inning Stats</b>  | R: 1 H: 3<br>E: 0 LOB: 2<br>K: 2 BB: 0<br>S: 10 P: 10 | R: 0 H: 1<br>E: 0 LOB: 1<br>K: 0 BB: 0<br>S: 4 P: 4 | R: 0 H: 0<br>E: 0 LOB: 0<br>K: 1 BB: 0<br>S: 5 P: 5 | R: 1 H: 1<br>E: 0 LOB: 0<br>K: 1 BB: 0<br>S: 6 P: 6 | R: 3 H: 4<br>E: 0 LOB: 1<br>K: 0 BB: 1<br>S: 6 P: 10 | R: 3 H: 3<br>E: 0 LOB: 1<br>K: 2 BB: 1<br>S: 10 P: 14 | R: 0 H: 0<br>E: 0 LOB: 0<br>K: 1 BB: 0<br>S: 5 P: 5 | R: 5 H: 3<br>E: 1 LOB: 2<br>K: 0 BB: 3<br>S: 7 P: 19 | R: 0 H: 0<br>E: 0 LOB: 0<br>K: 1 BB: 0<br>S: 5 P: 5 | 1B: 10 SF: 0<br>2B: 3 SAC: 0<br>3B: 2 DP: 0<br>HR: 0 HBP: 0 | WP: 2 PA: 47<br>PB: 0<br>SB: 0<br>CS: 1 |                |   |
| <b>PITCHER</b>   | IP WLS BF H R ER SO BB IBB HBP BLK WP HR S P ERA WHIP |   |   |   |  |   |   |  |   |   |   | <b>PITCHER</b> | IP WLS BF H R ER SO BB IBB HBP BLK WP HR S P ERA WHIP |
| Rick Rhoden, R (1, 1)<br>ERA: 5.02   | 5.0 L 26 10 7 7 4 2 0 0 0 0 1 0 32 40 12.60 2.400     |   |   |   |  |   |   |  |   |   |   |                |   |
| Cecilio Guante, R (6, 1)<br>ERA: 2.5   | 2.0 8 2 1 1 3 0 0 0 0 1 0 14 14 4.50 1.000            |   |   |   |  |   |   |  |   |   |   |                |   |
| Rod Scurry, L (8, 1)<br>ERA: 4.13  | 2.0 13 3 5 1 1 3 0 0 0 0 0 0 12 24 4.50 3.000         |   |   |   |  |   |   |  |   |   |   |                |   |

Philadelphia Phillies @ Pittsburgh Pirates  
 Three Rivers Stadium, Pittsburgh, PA  
 Sat Jun 15 1985, 7:05 PM EDT  
 Att: 10,897 - Unknown

livebaseballscorecards.com

AB 42  
 R 13  
 H 15  
 RBI 11  
 BB 5  
 SO 8  
 LOB 21







| Batter  | 1   | 2                               | 3                            | 4                               | 5                            | 6                               | 7                            | 8                               | 9                            | AB R H RBI BB SO LOB                            | TOP                          |                                  |                              |                                 |                              |                                 |                               |                                  |                                  |                                    |                                  |        |
|---|---|---------------------------------|------------------------------|---------------------------------|------------------------------|---------------------------------|------------------------------|---------------------------------|------------------------------|---|------------------------------|----------------------------------|------------------------------|---------------------------------|------------------------------|---------------------------------|-------------------------------|----------------------------------|----------------------------------|------------------------------------|----------------------------------|--------|
| Juan Samuel, R<br>OBP: 0.289, SLG: 0.404<br>(1, 4)  | 0-0<br>1-3  |                                 | 0-0<br>5-3                   |                                 |                              | 0-0<br>2B SF7 1B                | 0-0<br>F9                    |                                 |                              | 4 1 1 0 0 0 0                                   |                              |                                  |                              |                                 |                              |                                 |                               |                                  |                                  |                                    |                                  |        |
| Rick Schu, R<br>OBP: 0.356, SLG: 0.415<br>(1, 5)  | 0-0<br>F9   |                                 |                              | 0-0<br>F7                       |                              | 0-0<br>SF7 1B 2B                |                              | 0-3<br>K                        |                              | 4 1 1 1 0 1 0                                   |                              |                                  |                              |                                 |                              |                                 |                               |                                  |                                  |                                    |                                  |        |
| Von Hayes, L<br>OBP: 0.367, SLG: 0.410<br>(1, 8)<br>(9, 7)  | 0-3<br>K  |                                 |                              | 0-0<br>1-3                      |                              | 0-0<br>SF7                      |                              | 0-0<br>2-3                      |                              | 3 0 0 1 0 1 0                                   |                              |                                  |                              |                                 |                              |                                 |                               |                                  |                                  |                                    |                                  |        |
| Mike Schmidt, R<br>OBP: 0.310, SLG: 0.370<br>(1, 3)   |   | 0-0<br>6-3                      |                              | 0-0<br>6-3                      |                              | 0-0<br>6-3 1B                   |                              | 0-3<br>K                        |                              | 4 0 1 1 0 1 0                                   |                              |                                  |                              |                                 |                              |                                 |                               |                                  |                                  |                                    |                                  |        |
| Glenn Wilson, R<br>OBP: 0.288, SLG: 0.460<br>(1, 9)   |   | 0-3<br>K                        |                              |                                 | 4-0<br>4-3 BB                | 0-0<br>6-3                      |                              | 0-3<br>K                        |                              | 3 0 0 0 1 2 1                                   |                              |                                  |                              |                                 |                              |                                 |                               |                                  |                                  |                                    |                                  |        |
| Ozzie Virgil, R<br>OBP: 0.366, SLG: 0.485<br>(1, 2)   |   | 0-0<br>FC6-4 1B                 |                              |                                 | 0-0<br>4-3                   | 4-0<br>1-2 IBB                  |                              | 0-0<br>2B                       |                              | 3 0 2 0 1 0 1                                   |                              |                                  |                              |                                 |                              |                                 |                               |                                  |                                  |                                    |                                  |        |
| John Russell, R<br>OBP: 0.333, SLG: 0.314<br>Kent Tekulve, R<br>(9, 1)  |   | 0-0<br>FC6-4                    |                              |                                 | 0-3<br>K                     | 0-0<br>F9                       |                              | 0-3<br>K                        |                              | 4 0 0 0 0 2 5<br>0 0 0 0 0 0 0                  |                              |                                  |                              |                                 |                              |                                 |                               |                                  |                                  |                                    |                                  |        |
| Steve Jeltz, S<br>OBP: 0.259, SLG: 0.205<br>(1, 6)  |   |                                 | 0-3<br>K                     |                                 | 0-3<br>K                     |                                 | 0-0<br>B1-6-4 1B             |                                 | 0-3<br>K                     | 4 0 1 0 0 3 2                                   |                              |                                  |                              |                                 |                              |                                 |                               |                                  |                                  |                                    |                                  |        |
| Charles Hudson, S<br>OBP: 0.200, SLG: 0.200<br>Don Carman, L<br>(7, 1)<br>Garry Maddox, R<br>OBP: 0.341, SLG: 0.377<br>(9, 8) |   |                                 | 0-3<br>K                     |                                 |                              | 0-0<br>1B 2B 1B                 | 0-0<br>B1-6-4                |                                 |                              | 3 1 1 0 0 1 1<br>0 0 0 0 0 0 0<br>0 0 0 0 0 0 0 |                              |                                  |                              |                                 |                              |                                 |                               |                                  |                                  |                                    |                                  |        |
| <b>Inning Stats</b>   | R: 0<br>E: 0<br>K: 1<br>S: 5                          | H: 0<br>LOB: 0<br>BB: 0<br>P: 5 | R: 0<br>E: 0<br>K: 1<br>S: 6 | H: 1<br>LOB: 1<br>BB: 0<br>P: 6 | R: 0<br>E: 0<br>K: 2<br>S: 7 | H: 0<br>LOB: 0<br>BB: 0<br>P: 7 | R: 0<br>E: 0<br>K: 0<br>S: 3 | H: 0<br>LOB: 0<br>BB: 0<br>P: 3 | R: 0<br>E: 0<br>K: 2<br>S: 7 | H: 0<br>LOB: 1<br>BB: 1<br>P: 11                | R: 3<br>E: 0<br>K: 0<br>S: 7 | H: 4<br>LOB: 2<br>BB: 1<br>P: 11 | R: 0<br>E: 0<br>K: 0<br>S: 3 | H: 1<br>LOB: 0<br>BB: 0<br>P: 3 | R: 0<br>E: 0<br>K: 2<br>S: 7 | H: 0<br>LOB: 0<br>BB: 0<br>P: 7 | R: 0<br>E: 0<br>K: 3<br>S: 10 | H: 1<br>LOB: 1<br>BB: 0<br>P: 10 | 1B: 5<br>2B: 2<br>3B: 0<br>HR: 0 | SF: 1<br>SAC: 0<br>DP: 1<br>HBP: 0 | WP: 0<br>PB: 0<br>SB: 0<br>CS: 0 | PA: 35 |
| <b>PITCHER</b>  | IP WLS BF H R ER SO BB IBB HBP BLK WP HR S P ERA WHIP |                                 |                              |                                 |                              |                                 |                              |                                 |                              |   |                              |                                  |                              |                                 |                              |                                 |                               |                                  |                                  |                                    |                                  |        |
| Rick Reuschel, R<br>ERA: 2.5<br>(1, 1)  | 6.0 L 25 5 3 3 6 1 1 0 0 0 0 35 43 4.50 1.000         |                                 |                              |                                 |                              |                                 |                              |                                 |                              |   |                              |                                  |                              |                                 |                              |                                 |                               |                                  |                                  |                                    |                                  |        |
| Don Robinson, R<br>ERA: 2.97<br>(7, 1)  | 1.0 3 1 0 0 0 0 0 0 0 0 0 3 3 0.00 1.000              |                                 |                              |                                 |                              |                                 |                              |                                 |                              |   |                              |                                  |                              |                                 |                              |                                 |                               |                                  |                                  |                                    |                                  |        |
| Al Holland, L<br>ERA: 2.74<br>(8, 1)  | 2.0 7 1 0 0 5 0 0 0 0 0 0 17 17 0.00 0.500            |                                 |                              |                                 |                              |                                 |                              |                                 |                              |   |                              |                                  |                              |                                 |                              |                                 |                               |                                  |                                  |                                    |                                  |        |

Philadelphia Phillies @ Pittsburgh Pirates  
 Three Rivers Stadium, Pittsburgh, PA  
 Sun Jun 16 1985, 3:33 AM EDT  
 Att. 14,451 - Unknown

livebaseballscorecards.com

AB 32  
 R 3  
 H 7  
 RBI 3  
 BB 2  
 SO 11  
 LOB 10



BOTTOM

Philadelphia Phillies @ Pittsburgh Pirates  
Three Rivers Stadium, Pittsburgh, PA

Sun Jun 16 1985, 3:33 AM EDT  
Att. 14,451 - Unknown

livebaseballscorecards.com

|     |    |
|-----|----|
| AB  | 31 |
| R   | 2  |
| H   | 4  |
| RBI | 2  |
| BB  | 3  |
| SO  | 2  |
| LOB | 10 |



|     |   |     |    |
|-----|---|-----|----|
| WP: | 0 | PA: | 34 |
| PB: | 0 |     |    |
| SB: | 2 |     |    |
| CS: | 0 |     |    |

| AB | R | H | RBI | BB | SO | LOB |
|----|---|---|-----|----|----|-----|
| 4  | 0 | 0 | 0   | 0  | 0  | 3   |
| 4  | 0 | 1 | 0   | 0  | 0  | 0   |
| 4  | 0 | 0 | 0   | 0  | 1  | 2   |
| 4  | 0 | 0 | 0   | 0  | 0  | 2   |
| 4  | 0 | 1 | 0   | 0  | 0  | 0   |
| 4  | 0 | 0 | 0   | 0  | 1  | 1   |
| 3  | 1 | 0 | 0   | 1  | 0  | 1   |
| 2  | 0 | 0 | 0   | 0  | 0  | 1   |
| 1  | 1 | 1 | 2   | 0  | 0  | 0   |
| 1  | 0 | 1 | 0   | 0  | 0  | 0   |
| 0  | 0 | 0 | 0   | 1  | 0  | 0   |
| 0  | 0 | 0 | 0   | 0  | 0  | 0   |
| 0  | 0 | 0 | 0   | 1  | 0  | 0   |
| 0  | 0 | 0 | 0   | 0  | 0  | 0   |

| Batter   | 1               | 2               | 3                      | 4               | 5                    | 6                | 7                | 8               | 9               |
|--|-----------------|-----------------|------------------------|-----------------|----------------------|------------------|------------------|-----------------|-----------------|
| Johnny Ray, S<br>OBP: 0.308, SLG: 0.378<br>(1, 4)            | 0-0<br>6-3<br>① |                 | 0-0<br>4-3<br>③<br>1-2 |                 |                      | 0-0<br>F8<br>①   | 0-0<br>F3<br>③   |                 |                 |
| Joe Orsulak, L<br>OBP: 0.333, SLG: 0.360<br>(1, 8)           | 0-0<br>4-3<br>② |                 |                        | 0-0<br>F9<br>①  |                      | 0-0<br>1B<br>1-2 |                  | 0-0<br>F8<br>①  |                 |
| Bill Madlock, R<br>OBP: 0.294, SLG: 0.360<br>(1, 5)          | 0-0<br>4-3<br>③ |                 |                        | 0-3<br>K<br>②   |                      | 0-0<br>F4<br>②   |                  | 0-0<br>F8<br>②  |                 |
| Jason Thompson, L<br>OBP: 0.342, SLG: 0.463<br>(1, 3)        |                 | 0-0<br>4-3<br>① |                        | 0-0<br>3-1<br>③ |                      | 0-0<br>F8<br>③   |                  | 0-0<br>1-3<br>③ |                 |
| Tony Peña, R<br>OBP: 0.294, SLG: 0.350<br>(1, 2)             |                 | 0-0<br>6-3<br>② |                        |                 | 0-0<br>S<br>1B       |                  | 0-0<br>F4<br>①   |                 | 0-0<br>6-3<br>① |
| Steve Kemp, L<br>OBP: 0.317, SLG: 0.280<br>(1, 7)            |                 | 0-0<br>G3<br>③  |                        |                 | 0-3<br>K<br>①<br>1-2 |                  | 0-0<br>G3<br>②   |                 | 0-0<br>F7<br>②  |
| Sixto Lezcano, R<br>OBP: 0.385, SLG: 0.314<br>(1, 9)         |                 |                 | 0-0<br>F9<br>①         |                 | 0-0<br>5-3<br>②      |                  | 4-0<br>BB<br>HR  |                 | 0-0<br>6-3<br>③ |
| Johnnie LeMaster, R<br>OBP: 0.181, SLG: 0.156<br>(1, 6)      |                 |                 | 0-0<br>F7<br>②         |                 | 0-0<br>6-3<br>③      |                  | 0-0<br>HR        |                 |                 |
| Bill Almon, R<br>OBP: 0.333, SLG: 0.408<br>(7, PH)<br>(8, 6) |                 |                 |                        |                 |                      |                  | 0-0<br>1-H<br>HR |                 |                 |
| Rick Reuschel, R<br>OBP: 0.250, SLG: 0.250<br>(1, 1)         |                 |                 | 0-0<br>S<br>1B         |                 |                      | 4-0<br>BB<br>1B  | 4-0<br>BB<br>BB  |                 |                 |
| Doug Frobel, L<br>OBP: 0.366, SLG: 0.290<br>(6, PH)          |                 |                 |                        |                 |                      |                  |                  |                 |                 |
| Don Robinson, R<br>(7, 1)                                    |                 |                 |                        |                 |                      |                  |                  |                 |                 |
| Lee Mazzilli, S<br>OBP: 0.464, SLG: 0.397<br>(7, PH)         |                 |                 |                        |                 |                      |                  |                  |                 |                 |
| Al Holland, R<br>OBP: 0.667, SLG: 1.500<br>(8, 1)            |                 |                 |                        |                 |                      |                  |                  |                 |                 |

| Inning Stats | R: 0 | H: 0 | E: 0 | K: 0 | S: 3 | Lob: 0 | BB: 0 | P: 3 | R: 0 | H: 0 | E: 0 | K: 0 | S: 3 | Lob: 0 | BB: 0 | P: 3 | R: 0 | H: 1 | E: 0 | K: 1 | S: 4 | Lob: 1 | BB: 0 | P: 4 | R: 0 | H: 0 | E: 0 | K: 1 | S: 5 | Lob: 0 | BB: 0 | P: 5 | R: 0 | H: 1 | E: 0 | K: 1 | S: 6 | Lob: 1 | BB: 0 | P: 6 | R: 0 | H: 1 | E: 0 | K: 0 | S: 4 | Lob: 2 | BB: 1 | P: 8 | R: 2 | H: 1 | E: 0 | K: 0 | S: 4 | Lob: 1 | BB: 2 | P: 12 | R: 0 | H: 0 | E: 0 | K: 0 | S: 3 | Lob: 0 | BB: 0 | P: 3 | R: 0 | H: 0 | E: 0 | K: 0 | S: 3 | Lob: 0 | BB: 0 | P: 3 | 1B: 3 | SF: 0 | 2B: 0 | SAC: 0 | 3B: 0 | DP: 0 | HR: 1 | HBP: 0 | WP: 0 | PA: 34 |
|--------------|------|------|------|------|------|--------|-------|------|------|------|------|------|------|--------|-------|------|------|------|------|------|------|--------|-------|------|------|------|------|------|------|--------|-------|------|------|------|------|------|------|--------|-------|------|------|------|------|------|------|--------|-------|------|------|------|------|------|------|--------|-------|-------|------|------|------|------|------|--------|-------|------|------|------|------|------|------|--------|-------|------|-------|-------|-------|--------|-------|-------|-------|--------|-------|--------|
|--------------|------|------|------|------|------|--------|-------|------|------|------|------|------|------|--------|-------|------|------|------|------|------|------|--------|-------|------|------|------|------|------|------|--------|-------|------|------|------|------|------|------|--------|-------|------|------|------|------|------|------|--------|-------|------|------|------|------|------|------|--------|-------|-------|------|------|------|------|------|--------|-------|------|------|------|------|------|------|--------|-------|------|-------|-------|-------|--------|-------|-------|-------|--------|-------|--------|

| PITCHER                                  | IP  | WLS | BF | H | R | ER | SO | BB | IBB | HBP | BLK | WP | HR | S  | P  | ERA  | WHIP  |
|--|-----|-----|----|---|---|----|----|----|-----|-----|-----|----|----|----|----|------|-------|
| Charles Hudson, R<br>ERA: 3.66<br>(1, 1) | 6.2 | W   | 27 | 4 | 2 | 2  | 2  | 3  | 0   | 0   | 0   | 0  | 1  | 28 | 40 | 2.70 | 1.050 |
| Don Carman, L<br>ERA: 2.57<br>(7, 1)     | 1.1 |     | 4  | 0 | 0 | 0  | 0  | 0  | 0   | 0   | 0   | 0  | 0  | 4  | 4  | 0.00 | 0.000 |
| Kent Tekulve, R<br>ERA: 3.9<br>(9, 1)    | 1.0 | S   | 3  | 0 | 0 | 0  | 0  | 0  | 0   | 0   | 0   | 0  | 0  | 3  | 3  | 0.00 | 0.000 |



| Batter   | 1   | 2   | 3   | 4   | 5   | 6   | 7   | 8   | 9  | AB R H RBI BB SO LOB                                       | TOP  |                |   |
|--|---|---|---|---|---|---|---|---|--|--|--|----------------|---|
| Juan Samuel, R (1, 4)<br>OBP: 0.293, SLG: 0.405  | 0-0<br>1B   |   | 0-3<br>K  |   |   | 0-0<br>1B   |   | 0-0<br>5-3  |  | 4 1 2 0 0 1 1  | Philadelphia Phillies @ St. Louis Cardinals<br>Busch Stadium, St. Louis, MO<br>Tue Jun 18 1985, 7:05 PM CDT<br>Att: 34,089 - Unknown |                |   |
| Rick Schu, R (1, 5)<br>OBP: 0.338, SLG: 0.391  | 0-0<br>P4   |   | 0-0<br>6-3  |   |   | 0-0<br>P6   |   | 0-0<br>P4   |  | 4 0 0 0 0 0 3  |  |                |   |
| Von Hayes, L (1, 8)<br>OBP: 0.365, SLG: 0.404  | 0-0<br>1-3  |   |   | 0-3<br>K  |   | 4-0<br>1B   |   | 0-0<br>F9   |  | 3 0 0 0 1 1 2  |  |                |   |
| Mike Schmidt, R (1, 3)<br>OBP: 0.314, SLG: 0.369   | 0-0<br>F9   |   |   | 0-0<br>F8   |   | 0-0<br>FC6-4  |   | 4-0<br>2B   |  | 3 1 1 1 1 0 1  |  |                |   |
| Glenn Wilson, R (1, 9)<br>OBP: 0.287, SLG: 0.461   |   | 0-3<br>K  |   | 0-0<br>F9   |   | 0-0<br>FC6-4  |   | 0-0<br>3-1  |  | 4 0 1 0 0 1 2  |  |                |   |
| Bo Diaz, R (1, 2)<br>OBP: 0.225, SLG: 0.263  |   | 0-0<br>1-3  |   |   | 0-0<br>5-3  |   | 0-0<br>F8   |   | 0-0<br>3-1   | 4 0 0 1 0 0 1  |  |                |   |
| John Russell, R (1, 7)<br>OBP: 0.328, SLG: 0.309   |   | 0-0<br>1B   |   |   | 0-0<br>5-3  |   | 0-0<br>F9   |   | 0-3<br>K   | 4 0 1 0 0 1 1  |  |                |   |
| Steve Jeltz, S (1, 8)<br>OBP: 0.255, SLG: 0.202  |   | 0-3<br>K  |   |   | 0-0<br>6-3  |   | 0-0<br>F8   |   | 0-0<br>6-3   | 2 0 0 0 0 0 1 1  |  |                |   |
| Larry Andersen, R (5, 1)<br>John Wockenfuss, R (7, PH)<br>Shane Rawley, R (7, 1)<br>Dave Rucker, L (8, 1)<br>Tim Corcoran, L (9, PH)<br>OBP: 0.143, SLG: 0.053 |   |   |   |   |   |   |   |   |  | 0 0 0 0 0 0 0 0  |  |                |   |
| Steve Carlton, L (1, 1)<br>OBP: 0.160, SLG: 0.174  |   |   | 0-0<br>6-3  |   |   | 0-0<br>F7   |   | 0-0<br>3B   |  | 1 0 0 0 0 0 0  |  |                |   |
| Luis Aguayo, R (5, 6)<br>OBP: 0.329, SLG: 0.388  |   |   |   |   |   |   |   |   |  | 2 0 1 0 0 0 0  |  |                |   |
| <b>Inning Stats</b>  | R: 0 H: 1<br>E: 0 LOB: 1<br>K: 0 BB: 0<br>S: 4 P: 4   | R: 0 H: 1<br>E: 0 LOB: 1<br>K: 2 BB: 0<br>S: 8 P: 8 | R: 0 H: 0<br>E: 0 LOB: 0<br>K: 1 BB: 0<br>S: 5 P: 5 | R: 0 H: 0<br>E: 0 LOB: 0<br>K: 1 BB: 0<br>S: 5 P: 5 | R: 0 H: 0<br>E: 0 LOB: 0<br>K: 0 BB: 0<br>S: 3 P: 3 | R: 1 H: 2<br>E: 0 LOB: 2<br>K: 0 BB: 1<br>S: 5 P: 9 | R: 0 H: 0<br>E: 0 LOB: 0<br>K: 0 BB: 0<br>S: 3 P: 3 | R: 0 H: 1<br>E: 0 LOB: 1<br>K: 0 BB: 0<br>S: 4 P: 4 | R: 1 H: 1<br>E: 0 LOB: 1<br>K: 1 BB: 1<br>S: 6 P: 10 | 1B: 4 SF: 0<br>2B: 1 SAC: 0<br>3B: 1 DP: 0<br>HR: 0 HBP: 0 | WP: 0 PA: 35<br>PB: 0<br>SB: 1<br>CS: 0  |                |   |
| <b>PITCHER</b>   | IP WLS BF H R ER SO BB IBB HBP BLK WP HR S P ERA WHIP |   |   |   |   |   |   |   |  |  |  | <b>PITCHER</b> | IP WLS BF H R ER SO BB IBB HBP BLK WP HR S P ERA WHIP |
| John Tudor, L (1, 1)<br>ERA: 3.01  | 8.0 W 32 6 2 2 4 2 0 0 0 0 0 0 38 46 2.25 1.000       |   |   |   |   |   |   |   |  |  |  |                |   |
| Jeff Lahti, R (9, 1)<br>ERA: 3.57  | 1.0 3 0 0 0 1 0 0 0 0 0 0 0 5 5 0.00 0.000            |   |   |   |   |   |   |   |  |  |  |                |   |

livebaseballscorecards.com

|     |    |
|-----|----|
| AB  | 33 |
| R   | 2  |
| H   | 6  |
| RBI | 2  |
| BB  | 2  |
| SO  | 5  |
| LOB | 13 |



| Batter   | 1                            | 2                               | 3                            | 4                               | 5                            | 6                               | 7                            | 8                                | 9                            | AB                               | R                            | H                               | RBI                          | BB                               | SO                           | LOB                             | BOTTOM   |                                    |                                  |                       |
|--|------------------------------|---------------------------------|------------------------------|---------------------------------|------------------------------|---------------------------------|------------------------------|----------------------------------|------------------------------|----------------------------------|------------------------------|---------------------------------|------------------------------|----------------------------------|------------------------------|---------------------------------|--|------------------------------------|----------------------------------|-----------------------|
| Vince Coleman, S<br>OBP: 0.344, SLG: 0.359<br>(1, 7)   | F8                           |                                 | FC6-4<br>1B                  |                                 | S<br>E<br>1B                 | 1B<br>S<br>SF7<br>1B            | F4                           |                                  |                              | 5                                | 2                            | 3                               | 0                            | 0                                | 0                            | 2                               | <b>Philadelphia Phillies @ St. Louis Cardinals</b><br><b>Busch Stadium, St. Louis, MO</b><br>Tue Jun 18 1985, 7:05 PM CDT<br>Att. 34,089 - Unknown |                                    |                                  |                       |
| Willie McGee, S<br>OBP: 0.381, SLG: 0.483<br>(1, 8)  | CS<br>1B                     |                                 | FC6-4<br>1-2f                |                                 | F7<br>1-2                    | S<br>1B                         |                              | K                                | 5                            | 0                                | 2                            | 0                               | 0                            | 1                                | 2                            |                                 |  |                                    |                                  |                       |
| Tom Herr, S<br>OBP: 0.429, SLG: 0.462<br>(1, 4)  | F9                           |                                 |                              | S<br>S<br>S<br>1B<br>BB         | BB<br>E<br>1B<br>BB          | SF7<br>1-2<br>3-H               |                              | F9                               | 2                            | 2                                | 0                            | 1                               | 2                            | 0                                | 1                            |                                 |  |                                    |                                  |                       |
| Jack Clark, R<br>OBP: 0.401, SLG: 0.548<br>(1, 3)  | 1-2<br>1B                    |                                 |                              | S<br>S<br>S<br>1-2<br>K         | E3<br>BB<br>1B               | K                               |                              |                                  | 4                            | 1                                | 1                            | 0                               | 1                            | 2                                | 3                            |                                 |  |                                    |                                  |                       |
| Tito Landrum, R<br>OBP: 0.394, SLG: 0.667<br>Andy Van Slyke, L<br>OBP: 0.379, SLG: 0.506<br>(1, 9)<br>(8, 9) | CS<br>2-3                    | 6-3                             |                              | BLK<br>1B<br>BB                 | 1B<br>SH1-3<br>BB            | F8                              |                              | F8                               | 2                            | 1                                | 0                            | 0                               | 2                            | 0                                | 1                            |                                 |  |                                    |                                  |                       |
| Tom Lawless, R<br>OBP: 0.300, SLG: 0.345<br>(1, 5)   |                              | P4                              |                              | BLK<br>1B                       | SH1-3<br>BB<br>1B            |                                 | K                            |                                  | 4                            | 0                                | 2                            | 3                               | 0                            | 1                                | 0                            |                                 |  |                                    |                                  |                       |
| Ozzie Smith, S<br>OBP: 0.326, SLG: 0.319<br>(1, 6)   |                              | 4-3                             |                              | 1-2<br>2-3<br>BB                | SH1-3<br>BB<br>BB            |                                 | 1B<br>BB                     |                                  | 1                            | 0                                | 0                            | 0                               | 3                            | 0                                | 0                            |                                 |  |                                    |                                  |                       |
| Tom Nieto, R<br>OBP: 0.333, SLG: 0.290<br>(1, 2)   |                              |                                 | P4                           | L5                              | SH1-3                        |                                 | 1B<br>1B                     |                                  | 3                            | 0                                | 1                            | 1                               | 0                            | 0                                | 3                            |                                 |  |                                    |                                  |                       |
| John Tudor, L<br>OBP: 0.094, SLG: 0.065<br>Jeff Lahti, R<br>(9, 1)   |                              |                                 | F9                           | 1-3                             | K                            |                                 | 1-2<br>1B                    |                                  | 4                            | 0                                | 1                            | 0                               | 0                            | 1                                | 5                            |                                 |  |                                    |                                  |                       |
|  |                              |                                 |                              |                                 |                              |                                 |                              |                                  | 0                            | 0                                | 0                            | 0                               | 0                            | 0                                | 0                            |                                 |  |                                    |                                  |                       |
| <b>Inning Stats</b>  | R: 0<br>E: 0<br>K: 0<br>S: 4 | H: 2<br>LOB: 1<br>BB: 0<br>P: 4 | R: 0<br>E: 0<br>K: 0<br>S: 3 | H: 0<br>LOB: 0<br>BB: 0<br>P: 3 | R: 0<br>E: 0<br>K: 0<br>S: 4 | H: 1<br>LOB: 1<br>BB: 0<br>P: 4 | R: 1<br>E: 0<br>K: 1<br>S: 6 | H: 1<br>LOB: 3<br>BB: 3<br>P: 18 | R: 4<br>E: 1<br>K: 1<br>S: 8 | H: 2<br>LOB: 2<br>BB: 3<br>P: 20 | R: 1<br>E: 0<br>K: 1<br>S: 7 | H: 2<br>LOB: 1<br>BB: 0<br>P: 7 | R: 0<br>E: 0<br>K: 1<br>S: 6 | H: 2<br>LOB: 2<br>BB: 1<br>P: 10 | R: 0<br>E: 0<br>K: 1<br>S: 5 | H: 0<br>LOB: 1<br>BB: 1<br>P: 9 | 1B: 10<br>2B: 0<br>3B: 0<br>HR: 0  | SF: 1<br>SAC: 1<br>DP: 0<br>HBP: 0 | WP: 0<br>PB: 0<br>SB: 5<br>CS: 1 | PA: 42<br>ERA<br>WHIP |
| <b>PITCHER</b>   | IP<br>WLS<br>L               | WLS<br>L                        | IP<br>WLS<br>L               | IP<br>WLS<br>L                  | IP<br>WLS<br>L               | IP<br>WLS<br>L                  | IP<br>WLS<br>L               | IP<br>WLS<br>L                   | IP<br>WLS<br>L               | IP<br>WLS<br>L                   | IP<br>WLS<br>L               | IP<br>WLS<br>L                  | IP<br>WLS<br>L               | IP<br>WLS<br>L                   | IP<br>WLS<br>L               | IP<br>WLS<br>L                  | ERA<br>WHIP  | ERA<br>WHIP                        |                                  |                       |
| Steve Carlton, L<br>ERA: 2.43<br>(1, 1)  | 4.1                          |                                 | 4.1                          |                                 | 4.1                          |                                 | 4.1                          |                                  | 4.1                          |                                  | 4.1                          |                                 | 4.1                          |                                  | 4.1                          |                                 | 6.23   | 2.538                              |                                  |                       |
| Larry Andersen, R<br>ERA: 3.73<br>(5, 1)   | 1.2                          |                                 | 1.2                          |                                 | 1.2                          |                                 | 1.2                          |                                  | 1.2                          |                                  | 1.2                          |                                 | 1.2                          |                                  | 1.2                          |                                 | 5.40   | 1.800                              |                                  |                       |
| Shane Rawley, L<br>ERA: 3.61<br>(7, 1)   | 1.0                          |                                 | 1.0                          |                                 | 1.0                          |                                 | 1.0                          |                                  | 1.0                          |                                  | 1.0                          |                                 | 1.0                          |                                  | 1.0                          |                                 | 0.00   | 3.000                              |                                  |                       |
| Dave Rucker, L<br>ERA: 3.91<br>(8, 1)  | 1.0                          |                                 | 1.0                          |                                 | 1.0                          |                                 | 1.0                          |                                  | 1.0                          |                                  | 1.0                          |                                 | 1.0                          |                                  | 1.0                          |                                 | 0.00   | 1.000                              |                                  |                       |

livebaseballscorecards.com

|            |           |
|------------|-----------|
| <b>AB</b>  | <b>31</b> |
| <b>R</b>   | <b>6</b>  |
| <b>H</b>   | <b>10</b> |
| <b>RBI</b> | <b>5</b>  |
| <b>BB</b>  | <b>8</b>  |
| <b>SO</b>  | <b>5</b>  |
| <b>LOB</b> | <b>18</b> |





| Batter   | 1   | 2   | 3   | 4   | 5   | 6   | 7   | 8   | 9   | AB R H RBI BB SO LOB                                       | TOP   |
|--|---|---|---|---|---|---|---|---|---|--|---|
| Juan Samuel, R (1, 4)<br>OBP: 0.288, SLG: 0.399                            | 0-0<br>6-3  |   | 0-3<br>K  |   | 0-0<br>6-3  |   |   | 0-3<br>K  |   | 4 0 0 0 0 2 1  | Philadelphia Phillies @ St. Louis Cardinals<br>Busch Stadium, St. Louis, MO<br>Wed Jun 19 1985, 7:05 PM CDT<br>Att. 32,146 - Unknown<br><br>livebaseballscorecards.com<br><br><b>AB 31</b><br><b>R 1</b><br><b>H 6</b><br><b>RBI 1</b><br><b>BB 2</b><br><b>SO 6</b><br><b>LOB 13</b> |
| Rick Schu, R (1, 5)<br>OBP: 0.346, SLG: 0.397                              | 0-3<br>K  |   | 0-0<br>F6   |   |   | 0-0<br>1B   |   | 0-0<br>1B   |   | 4 0 2 0 0 1 0  |   |
| Von Hayes, L (1, 8)<br>OBP: 0.360, SLG: 0.396                              | 0-3<br>K  |   |   | 0-0<br>3-1  |   | 0-0<br>F7   |   | 0-3<br>K  |   | 4 0 0 0 0 2 2  |   |
| Mike Schmidt, R (1, 3)<br>OBP: 0.313, SLG: 0.367                           |   | 0-0<br>FC5 1B                                       |   | 0-0<br>F8   |   | 0-0<br>F8   |   | 0-0<br>F4   |   | 4 0 1 0 0 0 2  |   |
| Glenn Wilson, R (1, 9)<br>OBP: 0.291, SLG: 0.462                           |   | 0-0<br>FC5 1B                                       |   | 0-0<br>S 1B   |   | 0-0<br>F8   |   | 0-0<br>F2   |   | 4 1 2 0 0 0 1  |   |
| Ozzie Virgil, R (1, 2)<br>OBP: 0.359, SLG: 0.474                           |   | 0-0<br>FC5 1B                                       |   | 0-3<br>K  |   |   | 0-0<br>F8   |   | 0-0<br>5-3  | 4 0 0 0 0 1 3  |   |
| Greg Gross, L (1, 7)<br>OBP: 0.351, SLG: 0.343                             |   | 0-0<br>G1-6-3 1B                                    |   |   | 0-0<br>F6   |   | 4-0<br>B1-3 BB                                      |   | 0-0<br>4-3  | 3 0 1 1 1 0 0  |   |
| Steve Jeltz, S (1, 6)<br>OBP: 0.257, SLG: 0.198                            |   | 0-0<br>G1-6-3                                       |   |   | 4-0<br>SH2-3 BB                                     |   | 0-0<br>B1-3   |   |   | 2 0 0 0 1 0 3  |   |
| Jerry Koosman, R (1, 1)<br>Tim Corcoran, L (7, PH)<br>Don Carman, L (7, 1) |   |   | 0-0<br>1-3  |   | 0-0<br>SH2-3  |   | 0-0<br>F7   |   |   | 1 0 0 0 0 0 0  |   |
| <b>Inning Stats</b>  | R: 0 H: 0<br>E: 0 LOB: 0<br>K: 2 BB: 0<br>S: 7 P: 7   | R: 1 H: 3<br>E: 0 LOB: 1<br>K: 0 BB: 0<br>S: 5 P: 5 | R: 0 H: 0<br>E: 0 LOB: 0<br>K: 1 BB: 0<br>S: 5 P: 5 | R: 0 H: 1<br>E: 0 LOB: 1<br>K: 1 BB: 0<br>S: 6 P: 6 | R: 0 H: 0<br>E: 0 LOB: 1<br>K: 0 BB: 1<br>S: 3 P: 7 | R: 0 H: 1<br>E: 0 LOB: 1<br>K: 0 BB: 0<br>S: 4 P: 4 | R: 0 H: 0<br>E: 0 LOB: 1<br>K: 0 BB: 1<br>S: 3 P: 7 | R: 0 H: 1<br>E: 0 LOB: 1<br>K: 2 BB: 0<br>S: 8 P: 8 | R: 0 H: 0<br>E: 0 LOB: 0<br>K: 0 BB: 0<br>S: 3 P: 3 | 1B: 6 SF: 0<br>2B: 0 SAC: 1<br>3B: 0 DP: 1<br>HR: 0 HBP: 0 | WP: 0 PA: 34<br>PB: 0<br>SB: 2<br>CS: 0   |
| <b>PITCHER</b><br>Joaquin Andujar, R (1, 1)<br>ERA: 2.62                   | IP WLS BF H R ER SO BB IBB HBP BLK WP HR S P ERA WHIP |   |   |   |   |   |   |   |   |  |   |
|  | 9.0 L 34 6 1 1 6 2 0 0 0 0 0 0 44 52 1.00 0.889       |   |   |   |   |   |   |   |   |  |   |



| Batter  | 1                    | 2                         | 3                     | 4                          | 5              | 6          | 7         | 8          | 9 | AB | R | H | RBI | BB | SO | LOB |
|---|----------------------|---------------------------|-----------------------|----------------------------|----------------|------------|-----------|------------|---|----|---|---|-----|----|----|-----|
| Vince Coleman, S<br>OBP: 0.339, SLG: 0.353 (1, 7)         | 0-0<br>F9            |                           | 0-0<br>F8             |                            | 0-0<br>F3      |            | 0-0<br>F8 |            |   | 4  | 0 | 0 | 0   | 0  | 0  | 2   |
| Willie McGee, S<br>OBP: 0.383, SLG: 0.484 (1, 8)          | 0-0<br>FC9-6<br>1B   |                           | 0-0<br>G5-4-3<br>1B   |                            | 0-0<br>L5      |            |           | 0-3<br>K   |   | 4  | 0 | 2 | 0   | 0  | 1  | 1   |
| Tom Herr, S<br>OBP: 0.423, SLG: 0.454 (1, 4)              | 0-0<br>FC9-6<br>1-2f |                           | 0-0<br>G5-4-3<br>1-2f |                            | 0-0<br>1-3     |            |           | 0-0<br>F8  |   | 4  | 0 | 0 | 0   | 0  | 0  | 3   |
| Jack Clark, R<br>OBP: 0.399, SLG: 0.542 (1, 3)            | 0-0<br>F9            |                           |                       | 0-0<br>SH2-3<br>1B         |                | 0-0<br>F9  |           | 0-3<br>K   |   | 4  | 0 | 1 | 0   | 0  | 1  | 1   |
| Tito Landrum, R<br>OBP: 0.405, SLG: 0.647 (1, 9)          |                      | 0-0<br>FC5<br>BB<br>1B    |                       | 0-0<br>SH2-3<br>1-2<br>1B  |                | 0-0<br>1-3 |           | 0-3<br>K   |   | 4  | 0 | 2 | 0   | 0  | 1  | 0   |
| Tom Lawless, R<br>OBP: 0.303, SLG: 0.323 (1, 5)           |                      | 4-0<br>BB<br>FC5<br>BB    |                       | 0-0<br>SH2-3<br>1-2<br>2-3 |                | 0-0<br>F9  |           | 0-0<br>F4  |   | 2  | 0 | 0 | 0   | 1  | 0  | 0   |
| Ozzie Smith, S<br>OBP: 0.321, SLG: 0.313 (1, 6)           |                      | 0-0<br>FC5<br>1-2<br>2-3f |                       | 0-3<br>K                   |                | 0-0<br>6-3 |           | 0-0<br>6-3 |   | 4  | 0 | 0 | 0   | 0  | 1  | 4   |
| Tom Nieto, R<br>OBP: 0.333, SLG: 0.284 (1, 2)             |                      | 0-0<br>F9                 |                       | 0-0<br>F3                  |                | 4-0<br>BB  |           |            |   | 2  | 0 | 0 | 0   | 1  | 0  | 4   |
| Randy Hunt, R<br>OBP: 0.273, SLG: 0.273 (7, PR)<br>(8, 2) |                      |                           |                       |                            |                |            |           |            |   | 0  | 0 | 0 | 0   | 0  | 0  | 0   |
| Joaquin Andujar, S<br>OBP: 0.205, SLG: 0.214 (1, 1)       |                      | 0-0<br>F7                 |                       |                            | 4-0<br>S<br>BB |            | 0-3<br>K  |            |   | 2  | 0 | 0 | 0   | 1  | 1  | 3   |


| Inning Stats | R: 0 | H: 1 | E: 0 | LOB: 1 | K: 0 | BB: 0 | S: 4 | P: 4 | R: 0 | H: 1 | E: 0 | LOB: 2 | K: 0 | BB: 0 | S: 4 | P: 8 | R: 0 | H: 1 | E: 0 | LOB: 0 | K: 0 | BB: 0 | S: 3 | P: 3 | R: 0 | H: 2 | E: 0 | LOB: 2 | K: 1 | BB: 0 | S: 7 | P: 7 | R: 0 | H: 0 | E: 0 | LOB: 1 | K: 0 | BB: 1 | S: 3 | P: 7 | R: 0 | H: 0 | E: 0 | LOB: 0 | K: 0 | BB: 0 | S: 3 | P: 3 | R: 0 | H: 0 | E: 0 | LOB: 1 | K: 1 | BB: 1 | S: 5 | P: 9 | R: 0 | H: 0 | E: 0 | LOB: 0 | K: 2 | BB: 0 | S: 7 | P: 7 | R: 0 | H: 0 | E: 0 | LOB: 0 | K: 1 | BB: 0 | S: 5 | P: 5 | 1B: 5 | SF: 0 | 2B: 0 | SAC: 1 | 3B: 0 | DP: 1 | HR: 0 | HBP: 0 | WP: 0 | PA: 34 |
|--------------|------|------|------|--------|------|-------|------|------|------|------|------|--------|------|-------|------|------|------|------|------|--------|------|-------|------|------|------|------|------|--------|------|-------|------|------|------|------|------|--------|------|-------|------|------|------|------|------|--------|------|-------|------|------|------|------|------|--------|------|-------|------|------|------|------|------|--------|------|-------|------|------|------|------|------|--------|------|-------|------|------|-------|-------|-------|--------|-------|-------|-------|--------|-------|--------|
|--------------|------|------|------|--------|------|-------|------|------|------|------|------|--------|------|-------|------|------|------|------|------|--------|------|-------|------|------|------|------|------|--------|------|-------|------|------|------|------|------|--------|------|-------|------|------|------|------|------|--------|------|-------|------|------|------|------|------|--------|------|-------|------|------|------|------|------|--------|------|-------|------|------|------|------|------|--------|------|-------|------|------|-------|-------|-------|--------|-------|-------|-------|--------|-------|--------|

| PITCHER                              | IP  | WLS | BF | H | R | ER | SO | BB | IBB | HBP | BLK | WP | HR | S  | P  | ERA  | WHIP  |
|--------------------------------------|-----|-----|----|---|---|----|----|----|-----|-----|-----|----|----|----|----|------|-------|
| Jerry Koosman, L<br>ERA: 3.38 (1, 1) | 6.0 | W   | 24 | 5 | 0 | 0  | 1  | 2  | 0   | 0   | 0   | 0  | 0  | 24 | 32 | 0.00 | 1.167 |
| Don Carman, L<br>ERA: 2.32 (7, 1)    | 3.0 | S   | 10 | 0 | 0 | 0  | 4  | 1  | 0   | 0   | 0   | 0  | 0  | 17 | 21 | 0.00 | 0.333 |

**BOTTOM**

Philadelphia Phillies @ St. Louis Cardinals  
 Busch Stadium, St. Louis, MO  
 Wed Jun 19 1985, 7:05 PM CDT  
 Att. 32,146 - Unknown

|     |    |
|-----|----|
| AB  | 30 |
| R   | 0  |
| H   | 5  |
| RBI | 0  |
| BB  | 3  |
| SO  | 5  |
| LOB | 18 |





| Batter   | 1   | 2                               | 3                            | 4                                | 5                            | 6                                | 7                            | 8                               | 9                            | AB R H RBI BB SO LOB            | TOP                          |                                 |                              |                                 |                              |                                 |                                  |                                    |                                  |        |
|--|---|---------------------------------|------------------------------|----------------------------------|------------------------------|----------------------------------|------------------------------|---------------------------------|------------------------------|---------------------------------|------------------------------|---------------------------------|------------------------------|---------------------------------|------------------------------|---------------------------------|----------------------------------|------------------------------------|----------------------------------|--------|
| Juan Samuel, R (1, 4)<br>OBP: 0.283, SLG: 0.392    | 0-0<br>5-3  |                                 | 0-0<br>FC6-4<br>1-2f         |                                  | 0-0<br>F8                    |                                  | 0-0<br>L3                    |                                 | 0-0<br>4-3                   | 5 0 0 0 0 0 3                   |                              |                                 |                              |                                 |                              |                                 |                                  |                                    |                                  |        |
| Rick Schu, R (1, 5)<br>OBP: 0.353, SLG: 0.403      | 0-3<br>K  |                                 | 0-0<br>6-3<br>1-2            |                                  | 0-0<br>G4-6-3<br>1B          |                                  | 0-0<br>1-2<br>2-3<br>1B      |                                 |                              | 4 0 2 0 0 1 1                   |                              |                                 |                              |                                 |                              |                                 |                                  |                                    |                                  |        |
| Von Hayes, L (1, 8)<br>OBP: 0.358, SLG: 0.391      | 0-0<br>F7   |                                 | 4-0<br>BB                    |                                  | 0-0<br>G4-6-3<br>1-2f        |                                  | 0-0<br>G4-1                  |                                 |                              | 3 0 0 0 1 0 4                   |                              |                                 |                              |                                 |                              |                                 |                                  |                                    |                                  |        |
| Mike Schmidt, R (1, 3)<br>OBP: 0.307, SLG: 0.360   |   | 0-0<br>F7                       | 0-3<br>K                     |                                  |                              | 0-0<br>1-3                       |                              | 0-3<br>K                        |                              | 4 0 0 0 0 2 2                   |                              |                                 |                              |                                 |                              |                                 |                                  |                                    |                                  |        |
| Glenn Wilson, R (1, 9)<br>OBP: 0.290, SLG: 0.463   |   | 0-0<br>2B                       |                              | 0-3<br>K                         |                              | 0-0<br>6-3                       |                              | 0-0<br>F6                       |                              | 4 0 1 0 0 1 0                   |                              |                                 |                              |                                 |                              |                                 |                                  |                                    |                                  |        |
| Ozzie Virgil, R (1, 2)<br>OBP: 0.362, SLG: 0.475   |   | 0-0<br>6-3                      |                              | 0-0<br>1B 3-1<br>1B              |                              | 0-0<br>6-3                       |                              | 0-0<br>FC6-4<br>1B              |                              | 4 0 2 0 0 0 1                   |                              |                                 |                              |                                 |                              |                                 |                                  |                                    |                                  |        |
| Greg Gross, L (1, 7)<br>OBP: 0.346, SLG: 0.329     |   | 4-0<br>BB                       |                              | 0-0<br>3-1                       |                              | 0-0<br>L5                        |                              | 0-0<br>FC6-4                    |                              | 3 0 0 0 1 0 2                   |                              |                                 |                              |                                 |                              |                                 |                                  |                                    |                                  |        |
| Kent Tekulve, R (8, 1)                             |   |                                 |                              | 1-2                              |                              |                                  |                              | 1-2f                            |                              | 0 0 0 0 0 0 0                   |                              |                                 |                              |                                 |                              |                                 |                                  |                                    |                                  |        |
| Steve Jeltz, S (1, 6)<br>OBP: 0.264, SLG: 0.208    |   | 0-3<br>K                        |                              | 0-0<br>1B                        |                              | 0-0<br>1B 1B<br>1B               |                              |                                 | 0-3<br>K                     | 4 0 2 0 0 2 2                   |                              |                                 |                              |                                 |                              |                                 |                                  |                                    |                                  |        |
| Kevin Gross, R (1, 1)<br>OBP: 0.250, SLG: 0.211    |   |                                 | 0-0<br>FC6-4<br>1B           |                                  | 0-3<br>K                     |                                  | 0-0<br>1B<br>1B              |                                 | 0-0<br>L4                    | 1 0 1 0 0 0 0                   |                              |                                 |                              |                                 |                              |                                 |                                  |                                    |                                  |        |
| John Russell, R (4, PH)<br>OBP: 0.324, SLG: 0.304  |   |                                 |                              | 0-0                              |                              |                                  |                              |                                 |                              | 1 0 0 0 0 1 2                   |                              |                                 |                              |                                 |                              |                                 |                                  |                                    |                                  |        |
| Dave Rucker, L (4, 1)<br>OBP: 0.697, SLG: 1.000    |   |                                 |                              |                                  |                              |                                  |                              |                                 |                              | 0 0 0 0 0 0 0                   |                              |                                 |                              |                                 |                              |                                 |                                  |                                    |                                  |        |
| Derrel Thomas, S (7, PH)<br>OBP: 0.231, SLG: 0.167 |   |                                 |                              |                                  |                              |                                  |                              |                                 |                              | 1 0 1 0 0 0 0                   |                              |                                 |                              |                                 |                              |                                 |                                  |                                    |                                  |        |
| Shane Rawley, R (7, 1)<br>OBP: 0.143, SLG: 0.053   |   |                                 |                              |                                  |                              |                                  |                              |                                 |                              | 0 0 0 0 0 0 0                   |                              |                                 |                              |                                 |                              |                                 |                                  |                                    |                                  |        |
| Tim Corcoran, L (8, 7)<br>OBP: 0.313, SLG: 0.286   |   |                                 |                              |                                  |                              |                                  |                              |                                 |                              | 1 0 0 0 0 0 0                   |                              |                                 |                              |                                 |                              |                                 |                                  |                                    |                                  |        |
| <b>Inning Stats</b>                                | R: 0<br>E: 0<br>K: 1<br>S: 5  | H: 0<br>LOB: 0<br>BB: 0<br>P: 5 | R: 0<br>E: 0<br>K: 1<br>S: 6 | H: 1<br>LOB: 2<br>BB: 1<br>P: 10 | R: 0<br>E: 0<br>K: 1<br>S: 6 | H: 1<br>LOB: 2<br>BB: 1<br>P: 10 | R: 0<br>E: 0<br>K: 2<br>S: 9 | H: 2<br>LOB: 2<br>BB: 0<br>P: 9 | R: 0<br>E: 0<br>K: 0<br>S: 3 | H: 0<br>LOB: 0<br>BB: 0<br>P: 3 | R: 0<br>E: 0<br>K: 0<br>S: 6 | H: 3<br>LOB: 3<br>BB: 0<br>P: 6 | R: 0<br>E: 0<br>K: 1<br>S: 6 | H: 1<br>LOB: 1<br>BB: 0<br>P: 6 | R: 0<br>E: 0<br>K: 1<br>S: 5 | H: 0<br>LOB: 0<br>BB: 0<br>P: 5 | 1B: 8<br>2B: 1<br>3B: 0<br>HR: 0 | SF: 0<br>SAC: 0<br>DP: 1<br>HBP: 0 | WP: 0<br>PB: 0<br>SB: 0<br>CS: 0 | PA: 37 |
| <b>PITCHER</b><br>Danny Cox, R (1, 1)<br>ERA: 2.2  | IP 9.0<br>WLS W<br>BF 37<br>H 9<br>R 0<br>ER 0<br>SO 7<br>BB 2<br>IBB 0<br>HBP 0<br>BLK 0<br>WP 0<br>HR 0<br>S 49<br>P 57<br>ERA 0.00<br>WHIP 1.222 |                                 |                              |                                  |                              |                                  |                              |                                 |                              |                                 |                              |                                 |                              |                                 |                              |                                 |                                  |                                    |                                  |        |
| <b>PITCHER</b>                                     | IP WLS BF H R ER SO BB IBB HBP BLK WP HR S P ERA WHIP   |                                 |                              |                                  |                              |                                  |                              |                                 |                              |                                 |                              |                                 |                              |                                 |                              |                                 |                                  |                                    |                                  |        |

Philadelphia Phillies @ St. Louis Cardinals  
 Busch Stadium, St. Louis, MO  
 Thu Jun 20 1985, 7:05 PM CDT  
 Att. 32,397 - Unknown

livebaseballscorecards.com

|     |    |
|-----|----|
| AB  | 35 |
| R   | 0  |
| H   | 9  |
| RBI | 0  |
| BB  | 2  |
| SO  | 7  |
| LOB | 17 |



| Batter  | 1                                 | 2                | 3                      | 4               | 5                       | 6                | 7               | 8                | 9 | AB | R | H | RBI | BB | SO | LOB |
|---|-----------------------------------|------------------|------------------------|-----------------|-------------------------|------------------|-----------------|------------------|---|----|---|---|-----|----|----|-----|
| Vince Coleman, S<br>OBP: 0.340, SLG: 0.348<br>(1, 7)  | 4-0<br>E<br>1B<br>BB              | 4-0<br>1-2<br>BB |                        | 0-0<br>5-3<br>① |                         | 0-0<br>1-3<br>②  |                 | 0-0<br>4-3<br>②  |   | 3  | 1 | 0 | 0   | 2  | 0  | 0   |
| Willie McGee, S<br>OBP: 0.383, SLG: 0.482<br>(1, 8)   | 0-0<br>1B<br>S<br>2B<br>1B<br>1-H | 0-3<br>K<br>②    |                        | 0-0<br>1-3<br>② |                         | 0-0<br>2B<br>1B  |                 | 0-0<br>E4<br>2B  |   | 5  | 2 | 2 | 1   | 0  | 1  | 2   |
| Tom Herr, S<br>OBP: 0.422, SLG: 0.461<br>(1, 4)       | 0-3<br>K<br>①                     | 0-0<br>F8<br>③   |                        | 0-0<br>F8<br>③  |                         | 0-0<br>1-3<br>2B |                 | 0-0<br>2B<br>2-H |   | 5  | 0 | 2 | 1   | 0  | 1  | 3   |
| Jack Clark, R<br>OBP: 0.399, SLG: 0.537<br>(1, 3)     | 0-0<br>2B<br>1-3<br>1B            |                  | 0-0<br>F5<br>①         |                 | 0-3<br>K<br>①           | 4-0<br>1B<br>IBB |                 | 0-0<br>F7<br>③   |   | 4  | 0 | 1 | 0   | 1  | 1  | 1   |
| Andy Van Slyke, L<br>OBP: 0.387, SLG: 0.512<br>(1, 9) | 0-0<br>1-3<br>3-H<br>2B           |                  | 4-0<br>S<br>1B<br>BB   |                 | 4-0<br>BB<br>1B<br>BB   | 0-3<br>K<br>③    |                 |                  |   | 2  | 2 | 1 | 1   | 2  | 1  | 3   |
| Tom Lawless, R<br>OBP: 0.324, SLG: 0.324<br>(1, 5)    | 0-0<br>F8<br>②                    |                  | 0-0<br>G3<br>1B<br>1-H |                 | 4-0<br>1B<br>1-2<br>BB  |                  | 0-0<br>4-3<br>① |                  |   | 3  | 0 | 1 | 1   | 1  | 0  | 2   |
| Ozzie Smith, S<br>OBP: 0.315, SLG: 0.307<br>(1, 6)    | 0-0<br>4-3<br>③                   |                  | 0-0<br>G3<br>1-2       |                 | 0-0<br>F2<br>②          |                  | 0-0<br>4-3<br>② |                  |   | 4  | 0 | 0 | 0   | 0  | 0  | 5   |
| Tom Nieto, R<br>OBP: 0.339, SLG: 0.286<br>(1, 2)      |                                   | 0-0<br>F7<br>①   | 4-0<br>IBB             |                 | 0-0<br>1B<br>1-3<br>2-H |                  | 0-0<br>6-3<br>③ |                  |   | 3  | 0 | 1 | 1   | 1  | 0  | 0   |
| Danny Cox, R<br>OBP: 0.125, SLG: 0.150<br>(1, 1)      |                                   | 0-0<br>BB<br>1B  | 0-0<br>F8<br>③         |                 | 0-0<br>F9<br>①          |                  | 0-0<br>F8<br>①  |                  |   | 4  | 0 | 1 | 0   | 0  | 0  | 2   |

| Inning Stats | R: 2 | H: 3 | E: 1 | K: 1 | S: 8 | LOB: 2 | BB: 1 | P: 12 | R: 0 | H: 1 | E: 0 | K: 1 | S: 6 | LOB: 2 | BB: 1 | P: 10 | R: 1 | H: 1 | E: 0 | K: 0 | S: 4 | LOB: 2 | BB: 2 | P: 12 | R: 0 | H: 0 | E: 0 | K: 0 | S: 3 | LOB: 0 | BB: 0 | P: 3 | R: 1 | H: 1 | E: 0 | K: 1 | S: 5 | LOB: 3 | BB: 1 | P: 11 | R: 0 | H: 2 | E: 0 | K: 1 | S: 7 | LOB: 3 | BB: 1 | P: 11 | R: 0 | H: 0 | E: 0 | K: 0 | S: 3 | LOB: 0 | BB: 0 | P: 3 | R: 1 | H: 1 | E: 1 | K: 0 | S: 5 | LOB: 1 | BB: 0 | P: 5 |
|--------------|------|------|------|------|------|--------|-------|-------|------|------|------|------|------|--------|-------|-------|------|------|------|------|------|--------|-------|-------|------|------|------|------|------|--------|-------|------|------|------|------|------|------|--------|-------|-------|------|------|------|------|------|--------|-------|-------|------|------|------|------|------|--------|-------|------|------|------|------|------|------|--------|-------|------|
|--------------|------|------|------|------|------|--------|-------|-------|------|------|------|------|------|--------|-------|-------|------|------|------|------|------|--------|-------|-------|------|------|------|------|------|--------|-------|------|------|------|------|------|------|--------|-------|-------|------|------|------|------|------|--------|-------|-------|------|------|------|------|------|--------|-------|------|------|------|------|------|------|--------|-------|------|


| PITCHER                                | IP  | WLS | BF | H | R | ER | SO | BB | IBB | HBP | BLK | WP | HR | S  | P  | ERA  | WHIP  |
|--|-----|-----|----|---|---|----|----|----|-----|-----|-----|----|----|----|----|------|-------|
| Kevin Gross, R<br>ERA: 3.56<br>(1, 1)  | 3.0 | L   | 18 | 5 | 3 | 3  | 2  | 3  | 3   | 1   | 0   | 0  | 0  | 18 | 34 | 9.00 | 2.667 |
| Dave Rucker, L<br>ERA: 3.81<br>(4, 1)  | 3.0 |     | 14 | 3 | 1 | 1  | 2  | 2  | 1   | 0   | 0   | 0  | 0  | 15 | 27 | 3.00 | 1.667 |
| Shane Rawley, L<br>ERA: 3.55<br>(7, 1) | 1.0 |     | 3  | 0 | 0 | 0  | 0  | 0  | 0   | 0   | 0   | 0  | 0  | 3  | 3  | 0.00 | 0.000 |
| Kent Tekulve, R<br>ERA: 3.77<br>(8, 1) | 1.0 |     | 5  | 1 | 1 | 0  | 0  | 0  | 0   | 0   | 0   | 0  | 0  | 5  | 5  | 0.00 | 1.000 |

**BOTTOM**

Philadelphia Phillies @ St. Louis Cardinals  
 Busch Stadium, St. Louis, MO  
 Thu Jun 20 1985, 7:05 PM CDT  
 Att. 32,397 - Unknown

|     |    |
|-----|----|
| AB  | 33 |
| R   | 5  |
| H   | 9  |
| RBI | 5  |
| BB  | 7  |
| SO  | 4  |
| LOB | 18 |

livebaseballscorecards.com



| WP | HR | S | P | ERA | WHIP |
|----|----|---|---|-----|------|
| 0  | 0  | 0 | 0 | 0   | 0    |



| Batter   | 1                            | 2                               | 3                            | 4                               | 5                            | 6                               | 7                            | 8                               | 9                            | 10                              | 11                           | 12                              | 13                           | 14                               | 15                           | 16                              | AB                           | R                               | H                            | RBI                             | BB                           | SO                               | LOB                          | TOP                             |                              |                                 |                              |                                 |                              |                                 |                                   |                                    |                                  |        |  |  |  |  |  |  |  |
|--|------------------------------|---------------------------------|------------------------------|---------------------------------|------------------------------|---------------------------------|------------------------------|---------------------------------|------------------------------|---------------------------------|------------------------------|---------------------------------|------------------------------|----------------------------------|------------------------------|---------------------------------|------------------------------|---------------------------------|------------------------------|---------------------------------|------------------------------|----------------------------------|------------------------------|---------------------------------|------------------------------|---------------------------------|------------------------------|---------------------------------|------------------------------|---------------------------------|-----------------------------------|------------------------------------|----------------------------------|--------|--|--|--|--|--|--|--|
| Johnny Ray, S<br>OBP: 0.292, SLG: 0.355 (1, 4)   | F8                           |                                 | F7                           |                                 | F6                           |                                 | 4-3                          |                                 | K                            |                                 |                              | F6                              |                              | 4-3                              | 5-3                          |                                 | 8                            | 0                               | 0                            | 1                               | 0                            | 1                                | 2                            |                                 |                              |                                 |                              |                                 |                              |                                 |                                   |                                    |                                  |        |  |  |  |  |  |  |  |
| Marvell Wynne, L<br>OBP: 0.272, SLG: 0.321 (1, 8)  | WP<br>HBP                    |                                 | K                            |                                 | G3                           |                                 | G3                           |                                 | K                            |                                 |                              | G1-6-3<br>1B                    |                              | 1B<br>S<br>1B                    |                              | F9                              | 7                            | 0                               | 2                            | 0                               | 0                            | 2                                | 1                            |                                 |                              |                                 |                              |                                 |                              |                                 |                                   |                                    |                                  |        |  |  |  |  |  |  |  |
| Bill Madlock, R<br>OBP: 0.298, SLG: 0.352 (1, 5)   | F9                           |                                 |                              |                                 | F5                           |                                 | BB<br>1B                     |                                 | K                            |                                 |                              | G1-6-3<br>1-2                   |                              | F8                               |                              | F7                              | 8                            | 1                               | 2                            | 1                               | 0                            | 1                                | 3                            |                                 |                              |                                 |                              |                                 |                              |                                 |                                   |                                    |                                  |        |  |  |  |  |  |  |  |
| Jason Thompson, L<br>OBP: 0.338, SLG: 0.438 (1, 3)   | 4-3                          |                                 | G3                           |                                 |                              |                                 | 1-3<br>1B<br>BB              |                                 | K                            |                                 |                              | IBB                             |                              | 1B<br>BB                         |                              | 4-3                             | 5                            | 0                               | 0                            | 0                               | 3                            | 1                                | 2                            |                                 |                              |                                 |                              |                                 |                              |                                 |                                   |                                    |                                  |        |  |  |  |  |  |  |  |
| Steve Kemp, L<br>Don Robinson, R<br>Al Holland, R<br>Cecilio Guante, R<br>Sixto Lezcano, R<br>Rod Scurry, L<br>George Hendrick, R<br>Jim Winn, R |                              |                                 |                              |                                 | F8                           |                                 | K                            |                                 | K                            |                                 |                              | K                               |                              | 1-2<br>2-3<br>1B                 |                              |                                 | 4                            | 0                               | 1                            | 1                               | 0                            | 1                                | 0                            |                                 |                              |                                 |                              |                                 |                              |                                 |                                   |                                    |                                  |        |  |  |  |  |  |  |  |
| Tony Peña, R<br>OBP: 0.300, SLG: 0.364 (1, 2)  |                              |                                 | 3-1                          |                                 |                              |                                 | FC4-6<br>1B                  |                                 | 3-1                          |                                 |                              | 4-3                             |                              | 6-3                              |                              | 4-3                             | 7                            | 0                               | 3                            | 0                               | 0                            | 0                                | 5                            |                                 |                              |                                 |                              |                                 |                              |                                 |                                   |                                    |                                  |        |  |  |  |  |  |  |  |
| Joe Orsulak, L<br>OBP: 0.304, SLG: 0.325 (1, 9)  |                              |                                 | F7                           |                                 | F5                           |                                 | FC4-6<br>1-2                 |                                 | K                            |                                 |                              | F7                              |                              | 6-3                              |                              | F6                              | 7                            | 0                               | 0                            | 0                               | 0                            | 1                                | 3                            |                                 |                              |                                 |                              |                                 |                              |                                 |                                   |                                    |                                  |        |  |  |  |  |  |  |  |
| Bill Almon, R<br>OBP: 0.348, SLG: 0.424 (1, 6)   |                              |                                 |                              |                                 |                              |                                 | E5<br>2B<br>4-3              |                                 | K                            |                                 |                              | 5-3                             |                              |                                  |                              | S<br>BB                         | 5                            | 1                               | 2                            | 0                               | 2                            | 1                                | 0                            |                                 |                              |                                 |                              |                                 |                              |                                 |                                   |                                    |                                  |        |  |  |  |  |  |  |  |
| Rick Reuschel, R<br>Lee Mazzilli, S<br>Doug Fobel, L   |                              |                                 | FC5-4                        |                                 |                              |                                 | 4-3<br>1-3<br>1B<br>2B       |                                 | K                            |                                 |                              | 6-3                             |                              | 4-3                              |                              | K                               | 2                            | 0                               | 0                            | 0                               | 0                            | 1                                | 4                            |                                 |                              |                                 |                              |                                 |                              |                                 |                                   |                                    |                                  |        |  |  |  |  |  |  |  |
| Inning Stats   | R: 0<br>E: 0<br>K: 0<br>S: 3 | H: 0<br>LOB: 1<br>BB: 0<br>P: 4 | R: 0<br>E: 0<br>K: 0<br>S: 4 | H: 1<br>LOB: 2<br>BB: 1<br>P: 8 | R: 0<br>E: 0<br>K: 1<br>S: 6 | H: 1<br>LOB: 1<br>BB: 0<br>P: 6 | R: 0<br>E: 0<br>K: 1<br>S: 7 | H: 2<br>LOB: 2<br>BB: 0<br>P: 7 | R: 0<br>E: 0<br>K: 0<br>S: 3 | H: 0<br>LOB: 0<br>BB: 0<br>P: 3 | R: 0<br>E: 0<br>K: 1<br>S: 6 | H: 1<br>LOB: 1<br>BB: 0<br>P: 6 | R: 3<br>E: 1<br>K: 0<br>S: 7 | H: 3<br>LOB: 2<br>BB: 1<br>P: 11 | R: 0<br>E: 0<br>K: 3<br>S: 9 | H: 0<br>LOB: 0<br>BB: 0<br>P: 9 | R: 0<br>E: 0<br>K: 2<br>S: 7 | H: 0<br>LOB: 0<br>BB: 0<br>P: 7 | R: 0<br>E: 0<br>K: 0<br>S: 3 | H: 0<br>LOB: 0<br>BB: 0<br>P: 3 | R: 0<br>E: 0<br>K: 1<br>S: 6 | H: 1<br>LOB: 2<br>BB: 1<br>P: 10 | R: 0<br>E: 0<br>K: 0<br>S: 4 | H: 1<br>LOB: 1<br>BB: 0<br>P: 4 | R: 0<br>E: 0<br>K: 0<br>S: 5 | H: 2<br>LOB: 3<br>BB: 1<br>P: 9 | R: 0<br>E: 0<br>K: 1<br>S: 5 | H: 0<br>LOB: 1<br>BB: 1<br>P: 9 | R: 0<br>E: 0<br>K: 0<br>S: 3 | H: 0<br>LOB: 0<br>BB: 0<br>P: 3 | 1B: 10<br>2B: 1<br>3B: 1<br>HR: 0 | SF: 0<br>SAC: 0<br>DP: 0<br>HBP: 1 | WP: 1<br>PB: 0<br>SB: 2<br>CS: 0 | PA: 67 |  |  |  |  |  |  |  |
| PITCHER  | IP                           | WLS                             | BF                           | H                               | R                            | ER                              | SO                           | BB                              | IBB                          | HBP                             | BLK                          | WP                              | HR                           | S                                | P                            | ERA                             | WHIP                         |                                 |                              |                                 |                              |                                  |                              |                                 |                              |                                 |                              |                                 |                              |                                 |                                   |                                    |                                  |        |  |  |  |  |  |  |  |
| John Denny, R<br>ERA: 3.88   | 7.0                          |                                 | 33                           | 8                               | 3                            | 0                               | 3                            | 2                               | 0                            | 0                               | 0                            | 1                               | 0                            | 9                                | 3                            | 0.00                            | 1.429                        |                                 |                              |                                 |                              |                                  |                              |                                 |                              |                                 |                              |                                 |                              |                                 |                                   |                                    |                                  |        |  |  |  |  |  |  |  |
| Don Carman, L<br>ERA: 2.25   | 1.0                          |                                 | 3                            | 0                               | 0                            | 0                               | 3                            | 0                               | 0                            | 0                               | 0                            | 0                               | 0                            | 9                                | 3                            | 0.00                            | 0.000                        |                                 |                              |                                 |                              |                                  |                              |                                 |                              |                                 |                              |                                 |                              |                                 |                                   |                                    |                                  |        |  |  |  |  |  |  |  |
| Shane Rawley, L<br>ERA: 3.5  | 1.0                          |                                 | 3                            | 0                               | 0                            | 0                               | 3                            | 0                               | 0                            | 0                               | 0                            | 0                               | 0                            | 9                                | 3                            | 0.00                            | 0.000                        |                                 |                              |                                 |                              |                                  |                              |                                 |                              |                                 |                              |                                 |                              |                                 |                                   |                                    |                                  |        |  |  |  |  |  |  |  |
| Kent Tekulve, R<br>ERA: 3.44   | 3.0                          |                                 | 11                           | 1                               | 0                            | 0                               | 3                            | 0                               | 1                            | 0                               | 0                            | 0                               | 0                            | 16                               | 20                           | 0.00                            | 0.333                        |                                 |                              |                                 |                              |                                  |                              |                                 |                              |                                 |                              |                                 |                              |                                 |                                   |                                    |                                  |        |  |  |  |  |  |  |  |
| Dave Rucker, L<br>ERA: 3.41  | 13.1                         |                                 | 14                           | 3                               | 0                            | 0                               | 1                            | 2                               | 0                            | 0                               | 0                            | 0                               | 0                            | 14                               | 22                           | 0.00                            | 1.667                        |                                 |                              |                                 |                              |                                  |                              |                                 |                              |                                 |                              |                                 |                              |                                 |                                   |                                    |                                  |        |  |  |  |  |  |  |  |
| PITCHER  | IP                           | WLS                             | BF                           | H                               | R                            | ER                              | SO                           | BB                              | IBB                          | HBP                             | BLK                          | WP                              | HR                           | S                                | P                            | ERA                             | WHIP                         |                                 |                              |                                 |                              |                                  |                              |                                 |                              |                                 |                              |                                 |                              |                                 |                                   |                                    |                                  |        |  |  |  |  |  |  |  |
| Larry Andersen, R<br>ERA: 3.64   | 16.1                         |                                 | 1.0                          | W                               | 3                            | H                               | 0                            | R                               | 0                            | ER                              | 0                            | SO                              | 0                            | BB                               | 0                            | IBB                             | 0                            | HBP                             | 0                            | BLK                             | 0                            | WP                               | 0                            | HR                              | 0                            | S                               | 3                            | P                               | 3                            | 0.00                            | 0.000                             |                                    |                                  |        |  |  |  |  |  |  |  |


Pittsburgh Pirates @ Philadelphia Phillies  
Veterans Stadium, Philadelphia, PA  
Fri Jun 21 1985, 7:05 PM EDT  
Att. 22,493 - Unknown

livebaseballscores.com

AB 61  
R 3  
H 12  
RBI 3  
BB 5  
SO 13  
LOB 24





| Batter  | 1   | 2   | 3   | 4  | 5   | 6  | 7                            | 8   | 9   | 10                              | 11                           | 12                              | 13                           | 14                              | 15                           | 16                              | AB                           | R                               | H                            | RBI                             | BB                           | SO                              | LOB                          | BOTTOM  |                                   |                                    |                                  |        |
|---|---|---|---|--|---|--|------------------------------|---|---|---------------------------------|------------------------------|---------------------------------|------------------------------|---------------------------------|------------------------------|---------------------------------|------------------------------|---------------------------------|------------------------------|---------------------------------|------------------------------|---------------------------------|------------------------------|---|-----------------------------------|------------------------------------|----------------------------------|--------|
| Juan Samuel, R<br>OBP: 0.286, SLG: 0.395<br>(1, 4)      | 4-3   |   | K   |  |   | CS<br>1B   |                              | FC5-2<br>G4-6-3   | K   |                                 |                              | E<br>S<br>1B                    |                              | 1-3                             |                              |                                 | 8                            | 0                               | 3                            | 1                               | 0                            | 2                               | 7                            | <b>Pittsburgh Pirates @ Philadelphia Phillies</b><br><b>Veterans Stadium, Philadelphia, PA</b><br>Fri Jun 21 1985, 7:05 PM EDT<br>Att: 22,493 - Unknown<br><br><b>AB 56</b><br><b>R 4</b><br><b>H 13</b><br><b>RBI 4</b><br><b>BB 8</b><br><b>SO 10</b><br><b>LOB 31</b><br> |                                   |                                    |                                  |        |
| Rick Schu, R<br>OBP: 0.352, SLG: 0.400<br>(1, 5)        |   |   | 6-3   |  |   | K  |                              | G4-6-3  |   | 5-3                             |                              | F8                              |                              |                                 | E5<br>1B                     |                                 | 3                            | 0                               | 1                            | 0                               | 0                            | 1                               | 1                            |   |                                   |                                    |                                  |        |
| Tim Corcoran, L<br>OBP: 0.313, SLG: 0.286<br>(8, PH)    | 1B  |   |   |  |   |  |                              |   |   |                                 |                              |                                 |                              |                                 |                              |                                 | 0                            | 0                               | 0                            | 0                               | 0                            | 0                               | 0                            |   |                                   |                                    |                                  |        |
| Ozzie Virgil, R<br>OBP: 0.355, SLG: 0.464<br>(9, 2)     | 1B  |   |   |  |   |  |                              |   |   |                                 |                              |                                 |                              |                                 |                              |                                 | 4                            | 0                               | 0                            | 0                               | 0                            | 0                               | 4                            |   |                                   |                                    |                                  |        |
| Von Hayes, L<br>OBP: 0.360, SLG: 0.389<br>(1, 7)        |   |   |   | 3-1  |   | 4-3  |                              |   | 1B<br>2B<br>BB  | 4-3                             |                              |                                 | F6                           |                                 |                              |                                 | 6                            | 1                               | 2                            | 0                               | 1                            | 0                               | 0                            |   |                                   |                                    |                                  |        |
| Mike Schmidt, R<br>OBP: 0.315, SLG: 0.366<br>(9, 5)     | 1B  |   |   |  |   |  |                              |   |   |                                 |                              |                                 |                              |                                 | 2-3<br>1B                    |                                 | 5                            | 2                               | 2                            | 0                               | 2                            | 2                               | 2                            |   |                                   |                                    |                                  |        |
| Glenn Wilson, R<br>OBP: 0.296, SLG: 0.457<br>(1, 9)     |   |   |   | 6-3  |   |  |                              |   | 2B<br>6-3<br>1B   | F9                              |                              |                                 |                              |                                 | FC5-4<br>BB                  |                                 | 7                            | 0                               | 1                            | 1                               | 0                            | 0                               | 7                            |   |                                   |                                    |                                  |        |
| Garry Maddox, R<br>OBP: 0.337, SLG: 0.361<br>(1, 8)     |   | 6-3   |   |  |   |  |                              |   |   |                                 |                              |                                 |                              |                                 |                              |                                 | 6                            | 0                               | 1                            | 1                               | 1                            | 1                               | 3                            |   |                                   |                                    |                                  |        |
| Bo Diaz, R<br>OBP: 0.214, SLG: 0.250<br>(1, 2)          |   |   |   |  |   | CS<br>1B   |                              |   |   |                                 |                              |                                 |                              |                                 |                              |                                 |                              |                                 |                              |                                 |                              |                                 |                              |   |                                   |                                    |                                  |        |
| Greg Gross, L<br>OBP: 0.354, SLG: 0.329<br>(9, 3)       | K   |   |   |  |   |  |                              |   |   |                                 |                              |                                 |                              |                                 |                              |                                 | 2                            | 0                               | 0                            | 0                               | 0                            | 1                               | 0                            |   |                                   |                                    |                                  |        |
| John Wockenfuss, R<br>OBP: 0.316, SLG: 0.133<br>(9, PH) |   |   |   |  |   |  |                              |   | 1B<br>BB<br>FC5-2   | 6-3                             |                              |                                 |                              |                                 |                              |                                 | 3                            | 0                               | 0                            | 1                               | 1                            | 1                               | 2                            |   |                                   |                                    |                                  |        |
| Steve Jeltz, S<br>OBP: 0.260, SLG: 0.205<br>(1, 6)      |   |   |   |  |   |  |                              |   |   |                                 |                              |                                 |                              |                                 |                              |                                 | 2                            | 0                               | 0                            | 0                               | 0                            | 0                               | 0                            |   |                                   |                                    |                                  |        |
| Derrel Thomas, S<br>OBP: 0.333, SLG: 0.200<br>(9, 6)    | 5-3   |   |   |  |   |  |                              |   |   |                                 |                              |                                 |                              |                                 |                              |                                 | 3                            | 1                               | 1                            | 0                               | 2                            | 0                               | 0                            |   |                                   |                                    |                                  |        |
| John Denny, R<br>OBP: 0.277, SLG: 0.311<br>(9, PH)      |   |   |   |  |   |  |                              |   |   |                                 |                              |                                 |                              |                                 |                              |                                 |                              |                                 |                              |                                 |                              |                                 |                              |   |                                   |                                    |                                  |        |
| Don Garmen, L<br>OBP: 0.277, SLG: 0.311<br>(9, PH)      |   |   |   |  |   |  |                              |   |   |                                 |                              |                                 |                              |                                 |                              |                                 |                              |                                 |                              |                                 |                              |                                 |                              |   |                                   |                                    |                                  |        |
| Shane Bieber, R<br>OBP: 0.277, SLG: 0.311<br>(9, PH)    |   |   |   |  |   |  |                              |   |   |                                 |                              |                                 |                              |                                 |                              |                                 |                              |                                 |                              |                                 |                              |                                 |                              |   |                                   |                                    |                                  |        |
| John Russell, R<br>OBP: 0.277, SLG: 0.311<br>(9, PH)    |   |   |   |  |   |  |                              |   |   |                                 |                              |                                 |                              |                                 |                              |                                 |                              |                                 |                              |                                 |                              |                                 |                              |   |                                   |                                    |                                  |        |
| Kevin Gross, R<br>OBP: 0.277, SLG: 0.311<br>(9, PH)     |   |   |   |  |   |  |                              |   |   |                                 |                              |                                 |                              |                                 |                              |                                 |                              |                                 |                              |                                 |                              |                                 |                              |   |                                   |                                    |                                  |        |
| Dave Ruckel, L<br>OBP: 0.277, SLG: 0.311<br>(9, PH)     |   |   |   |  |   |  |                              |   |   |                                 |                              |                                 |                              |                                 |                              |                                 |                              |                                 |                              |                                 |                              |                                 |                              |   |                                   |                                    |                                  |        |
| Larry Andersen, R<br>OBP: 0.277, SLG: 0.311<br>(9, PH)  |   |   |   |  |   |  |                              |   |   |                                 |                              |                                 |                              |                                 |                              |                                 |                              |                                 |                              |                                 |                              |                                 |                              |   |                                   |                                    |                                  |        |
| <b>Inning Stats</b>                                     | R: 0<br>E: 0<br>K: 1<br>S: 7  | H: 2<br>LOB: 2<br>BB: 0<br>P: 7   | R: 0<br>E: 0<br>K: 1<br>S: 5  | H: 0<br>LOB: 0<br>BB: 0<br>P: 5  | R: 0<br>E: 0<br>K: 1<br>S: 5  | H: 0<br>LOB: 0<br>BB: 0<br>P: 5  | R: 1<br>E: 0<br>K: 0<br>S: 4 | H: 2<br>LOB: 0<br>BB: 0<br>P: 4   | R: 0<br>E: 0<br>K: 2<br>S: 3  | H: 0<br>LOB: 0<br>BB: 0<br>P: 3 | R: 0<br>E: 0<br>K: 1<br>S: 5 | H: 1<br>LOB: 0<br>BB: 0<br>P: 5 | R: 0<br>E: 0<br>K: 2<br>S: 7 | H: 0<br>LOB: 0<br>BB: 0<br>P: 7 | R: 0<br>E: 0<br>K: 0<br>S: 3 | H: 0<br>LOB: 0<br>BB: 0<br>P: 3 | R: 0<br>E: 0<br>K: 1<br>S: 6 | H: 1<br>LOB: 1<br>BB: 0<br>P: 6 | R: 0<br>E: 0<br>K: 0<br>S: 3 | H: 0<br>LOB: 1<br>BB: 1<br>P: 7 | R: 0<br>E: 1<br>K: 0<br>S: 4 | H: 1<br>LOB: 2<br>BB: 1<br>P: 8 | R: 1<br>E: 0<br>K: 0<br>S: 3 | H: 2<br>LOB: 2<br>BB: 1<br>P: 7   | 1B: 10<br>2B: 4<br>3B: 0<br>HR: 0 | SF: 0<br>SAC: 0<br>DP: 2<br>HBP: 0 | WP: 0<br>PB: 0<br>SB: 1<br>CS: 2 | PA: 65 |
| <b>PITCHER</b>  | IP<br>WLS<br>BF<br>H<br>R<br>ER<br>SO<br>BB<br>IBB<br>HBP<br>BLK<br>WP<br>HR<br>S<br>P<br>ERA<br>WHIP | 6.0<br>21<br>5<br>1<br>0<br>1<br>4<br>0<br>0<br>0<br>0<br>0<br>0<br>29<br>29<br>1.50<br>0.833 | 7.1<br>7<br>1<br>0<br>0<br>2<br>2<br>0<br>0<br>0<br>0<br>0<br>0<br>9<br>17<br>0.00<br>2.250 | 8.1<br>5<br>2<br>2<br>2<br>0<br>1<br>1<br>0<br>0<br>0<br>0<br>0<br>3<br>11<br>27.00<br>4.500 | 9.1<br>10<br>0<br>0<br>0<br>2<br>0<br>1<br>0<br>0<br>0<br>0<br>0<br>13<br>17<br>0.00<br>0.000 | 12.1<br>8<br>1<br>0<br>0<br>1<br>1<br>0<br>0<br>0<br>0<br>0<br>0<br>9<br>13<br>0.00<br>1.000 | <b>PITCHER</b>               | IP<br>WLS<br>BF<br>H<br>R<br>ER<br>SO<br>BB<br>IBB<br>HBP<br>BLK<br>WP<br>HR<br>S<br>P<br>ERA<br>WHIP | 14.1<br>2.1<br>L<br>13<br>4<br>1<br>1<br>1<br>1<br>1<br>0<br>0<br>0<br>0<br>13<br>21<br>3.86<br>2.143 |                                 |                              |                                 |                              |                                 |                              |                                 |                              |                                 |                              |                                 |                              |                                 |                              |   |                                   |                                    |                                  |        |
| Rick Reuschel, R<br>ERA: 2.36<br>(1, 1)                 | Don Robinson, R<br>ERA: 2.59<br>(7, 1)  | Al Holland, L<br>ERA: 2.98<br>(8, 1)  | Ceciliano Guante, R<br>ERA: 2.32<br>(9, 1)  | Rod Scurry, L<br>ERA: 3.86<br>(12, 1)  | Jim Winn, R<br>ERA: 3.41<br>(14, 1)   |  |                              |   |   |                                 |                              |                                 |                              |                                 |                              |                                 |                              |                                 |                              |                                 |                              |                                 |                              |   |                                   |                                    |                                  |        |



| Batter   | 1   | 2   | 3   | 4   | 5   | 6   | 7   | 8   | 9   | AB R H RBI BB SO LOB                                       | TOP   |
|--|---|---|---|---|---|---|---|---|---|--|---|
| Johnny Ray, S (1, 4)<br>OBP: 0.292, SLG: 0.365   | 0-0<br>HR   | 0-0<br>3-1  |   |   | 0-0<br>F7   |   |   | 0-0<br>F3   |   | 4 1 1 1 0 0 0  | Pittsburgh Pirates @ Philadelphia Phillies<br>Veterans Stadium, Philadelphia, PA<br>Sat Jun 22 1985, 7:05 PM EDT<br>Att. 23,623 - Unknown |
| Marvell Wynne, L (1, 8)<br>OBP: 0.264, SLG: 0.311  | 0-0<br>E9<br>1B                                       |   | 0-0<br>F8   |   | 0-0<br>F8   |   | 0-0<br>F7   |   | 4 1 0 0 0 0 0                                       |  |   |
| Bill Madlock, R (1, 5)<br>OBP: 0.306, SLG: 0.360   | 0-0<br>1B 1B<br>1-2 1B                                |   | 0-0<br>3-1<br>2B                                    |   | 0-3<br>K  |   | 4-0<br>S<br>BB                                      |   | 3 0 2 0 1 1 0                                       |  |   |
| Jason Thompson, L (1, 3)<br>OBP: 0.332, SLG: 0.428   | 0-0<br>F9   |   | 0-0<br>3-1<br>2-3                                   |   | 0-0<br>F7   |   | 0-0<br>3-1<br>1-2                                   |   | 4 0 0 0 0 0 4                                       |  |   |
| George Hendrick, R (1, 9)<br>OBP: 0.299, SLG: 0.333  | 0-0<br>1B<br>1-2 2-H 1B                               |   | 4-0<br>BB   |   | 0-3<br>K  |   | 0-0<br>F9   |   | 3 0 1 1 1 1 0                                       |  |   |
| Steve Kemp, L (1, 7)<br>OBP: 0.315, SLG: 0.281   | 0-0   |   | 0-0<br>F4   |   | 0-0<br>G3   |   | 0-0<br>F8   |   | 3 0 1 0 0 0 2                                       |  |   |
| Joe Orsulak, L (7, 7)<br>OBP: 0.302, SLG: 0.322  |   |   |   |   |   |   |   |   | 1 0 0 0 0 0 0                                       |  |   |
| John Candelaria, L (9, 1)  | 0-0<br>G6-4-3<br>1-2 2-3 1B                           |   |   |   |   |   |   |   | 0 0 0 0 0 0 0                                       |  |   |
| Bill Almon, R (1, 6)<br>OBP: 0.340, SLG: 0.413   | 0-0<br>G6-4-3<br>1-2                                  |   |   | 0-3<br>K  |   | 0-3<br>K  |   | 0-0<br>F8   | 4 0 0 0 0 2 3                                       |  |   |
| Junior Ortiz, R (1, 2)<br>OBP: 0.227, SLG: 0.273   |   | 0-0<br>F9   |   | 0-0<br>F5   |   | 0-0<br>F8   |   |   | 3 0 0 0 0 0 0                                       |  |   |
| Larry McWilliams, L (1, 1)<br>OBP: 0.120, SLG: 0.125   |   |   |   | 0-3<br>K  |   | 0-0<br>F2   |   |   | 3 0 0 0 0 1 0                                       |  |   |
| Don Robinson, R (8, 1)   |   |   |   |   |   |   |   |   | 0 0 0 0 0 0 0                                       |  |   |
| Doug Frobel, L (9, 7)<br>OBP: 0.341, SLG: 0.267  |   |   |   |   |   |   |   |   | 0 0 0 0 0 0 0                                       |  |   |
| <b>Inning Stats</b>  | R: 2 H: 4<br>E: 1 LOB: 2<br>K: 0 BB: 0<br>S: 7 P: 7   | R: 0 H: 0<br>E: 0 LOB: 0<br>K: 0 BB: 0<br>S: 3 P: 3 | R: 0 H: 1<br>E: 0 LOB: 2<br>K: 0 BB: 1<br>S: 4 P: 8 | R: 0 H: 0<br>E: 0 LOB: 0<br>K: 2 BB: 0<br>S: 7 P: 7 | R: 0 H: 0<br>E: 0 LOB: 0<br>K: 1 BB: 0<br>S: 5 P: 5 | R: 0 H: 0<br>E: 0 LOB: 0<br>K: 1 BB: 0<br>S: 5 P: 5 | R: 0 H: 0<br>E: 0 LOB: 0<br>K: 1 BB: 0<br>S: 5 P: 5 | R: 0 H: 0<br>E: 0 LOB: 1<br>K: 0 BB: 1<br>S: 3 P: 7 | R: 0 H: 0<br>E: 0 LOB: 0<br>K: 0 BB: 0<br>S: 3 P: 3 | 1B: 3 SF: 0<br>2B: 1 SAC: 0<br>3B: 0 DP: 1<br>HR: 1 HBP: 0 | WP: 0 PA: 34<br>PB: 0<br>SB: 1<br>CS: 0   |
| <b>PITCHER</b><br>Charles Hudson, R (1, 1)<br>ERA: 3.42<br>Don Carman, L (8, 1)<br>ERA: 2.12 | IP WLS BF H R ER SO BB IBB HBP BLK WP HR S P ERA WHIP |   |   |   |   |   |   |   |   |  |   |

|     |    |
|-----|----|
| AB  | 32 |
| R   | 2  |
| H   | 5  |
| RBI | 2  |
| BB  | 2  |
| SO  | 5  |
| LOB | 9  |



| Batter   | 1                  | 2          | 3          | 4                       | 5                | 6 | 7 | 8                         | 9                       | AB | R | H | RBI | BB | SO | LOB |
|--|--------------------|------------|------------|-------------------------|------------------|---|---|---------------------------|-------------------------|----|---|---|-----|----|----|-----|
| Juan Samuel, R<br>OBP: 0.295, SLG: 0.409 (1, 4)    | 4-0<br>CS S<br>BB  |            | 0-0<br>1B  |                         | 0-0<br>F9        |   |   | 4-0<br>G6-4-3<br>1B<br>BB | 0-0<br>1-H<br>2-H<br>HR | 3  | 2 | 2 | 3   | 2  | 0  | 1   |
| Rick Schu, R<br>OBP: 0.348, SLG: 0.393 (1, 5)      | 0-3<br>K<br>1-2    |            | 0-0<br>F6  |                         |                  |   |   | 0-0<br>G6-4-3<br>1B       |                         | 4  | 0 | 1 | 0   | 0  | 1  | 2   |
| Mike Schmidt, R<br>OBP: 0.318, SLG: 0.370 (1, 3)   | 4-0<br>FC5-4<br>BB |            |            | 0-0<br>1B<br>G6-3<br>2B |                  |   |   | 0-0<br>G6-4-3<br>1B       |                         | 3  | 1 | 1 | 0   | 1  | 0  | 2   |
| Glenn Wilson, R<br>OBP: 0.293, SLG: 0.460 (1, 9)   | 0-0<br>FC5-4       |            |            | 0-0<br>G6-3<br>1B       |                  |   |   | 4-0<br>1B<br>BB           |                         | 3  | 0 | 2 | 0   | 1  | 0  | 1   |
| Bo Diaz, R<br>OBP: 0.217, SLG: 0.250 (1, 2)        |                    | 0-0<br>F7  |            | 0-0<br>G6-3             |                  |   |   | 0-0<br>1B                 |                         | 4  | 0 | 1 | 1   | 0  | 0  | 2   |
| Garry Maddox, R<br>OBP: 0.323, SLG: 0.345 (1, 8)   |                    | 0-0<br>F4  |            | 0-0<br>6-3              |                  |   |   | 0-0<br>1B                 |                         | 4  | 0 | 0 | 0   | 0  | 0  | 2   |
| John Russell, R<br>OBP: 0.319, SLG: 0.300 (1, 7)   |                    | 0-0<br>5-3 |            |                         | 0-0<br>5-3<br>1B |   |   |                           |                         | 3  | 0 | 1 | 0   | 0  | 0  | 0   |
| Greg Gross, L<br>OBP: 0.349, SLG: 0.324 (9, PH)    |                    |            |            |                         |                  |   |   |                           |                         | 1  | 0 | 0 | 0   | 0  | 0  | 0   |
| Steve Jeltz, S<br>OBP: 0.257, SLG: 0.201 (1, 6)    |                    |            | 0-0<br>4-3 |                         | 0-0<br>5-3       |   |   | 4-0<br>FC5-4<br>BB        |                         | 2  | 0 | 0 | 0   | 0  | 0  | 1   |
| Luis Aguayo, R<br>OBP: 0.353, SLG: 0.397 (7, PH)   |                    |            |            |                         | 1-2              |   |   |                           | 1-0<br>1B<br>HR<br>HBP  | 0  | 1 | 0 | 0   | 1  | 0  | 0   |
| Charles Hudson, S<br>OBP: 0.176, SLG: 0.176 (1, 1) |                    |            | 0-0<br>6-3 |                         | 0-3<br>K         |   |   |                           | 0-0<br>1-2<br>HR<br>1B  | 2  | 0 | 0 | 0   | 0  | 1  | 1   |
| Ozzie Virgil, R<br>OBP: 0.353, SLG: 0.462 (7, PH)  |                    |            |            |                         |                  |   |   |                           |                         | 1  | 0 | 0 | 0   | 0  | 0  | 1   |
| Don Carman, L<br>OBP: 0.318, SLG: 0.292 (8, 1)     |                    |            |            |                         |                  |   |   |                           |                         | 0  | 0 | 0 | 0   | 0  | 0  | 0   |
| Tim Corcoran, L<br>OBP: 0.318, SLG: 0.292 (9, PH)  |                    |            |            |                         |                  |   |   |                           |                         | 1  | 1 | 1 | 0   | 0  | 0  | 0   |

| Inning Stats | R: 0 | H: 0 | E: 0 | K: 1 | S: 4 | R: 0 | H: 0 | E: 0 | K: 0 | S: 3 | R: 0 | H: 1 | E: 0 | K: 0 | S: 4 | R: 1 | H: 2 | E: 0 | K: 0 | S: 4 | R: 0 | H: 1 | E: 0 | K: 1 | S: 6 | R: 0 | H: 1 | E: 0 | K: 0 | S: 4 | R: 0 | H: 0 | E: 0 | K: 0 | S: 3 | R: 1 | H: 2 | E: 0 | K: 0 | S: 4 | R: 3 | H: 2 | E: 0 | K: 0 | S: 3 | R: 0 | H: 2 | E: 0 | K: 0 | S: 3 | 1B: 7 | 2B: 1 | 3B: 0 | HR: 1 | SF: 0 | SAC: 0 | DP: 2 | HBP: 1 | WP: 0 | PA: 37 |
|--------------|------|------|------|------|------|------|------|------|------|------|------|------|------|------|------|------|------|------|------|------|------|------|------|------|------|------|------|------|------|------|------|------|------|------|------|------|------|------|------|------|------|------|------|------|------|------|------|------|------|------|-------|-------|-------|-------|-------|--------|-------|--------|-------|--------|
|--------------|------|------|------|------|------|------|------|------|------|------|------|------|------|------|------|------|------|------|------|------|------|------|------|------|------|------|------|------|------|------|------|------|------|------|------|------|------|------|------|------|------|------|------|------|------|------|------|------|------|------|-------|-------|-------|-------|-------|--------|-------|--------|-------|--------|

| PITCHER                                 | IP  | WLS | BF | H | R | ER | SO | BB | IBB | HBP | BLK | WP | HR | S  | P  | ERA  | WHIP  |
|---|-----|-----|----|---|---|----|----|----|-----|-----|-----|----|----|----|----|------|-------|
| Larry McWilliams, L<br>ERA: 3.86 (1, 1) | 7.0 |     | 29 | 6 | 2 | 2  | 2  | 4  | 0   | 0   | 0   | 0  | 0  | 29 | 45 | 2.57 | 1.429 |
| Don Robinson, R<br>ERA: 2.72 (8, 1)     | 1.1 | L   | 6  | 1 | 1 | 1  | 0  | 1  | 0   | 1   | 0   | 0  | 0  | 4  | 9  | 6.75 | 1.500 |
| John Candelaria, L<br>ERA: 4.22 (9, 1)  | 0.0 |     | 2  | 2 | 2 | 2  | 0  | 0  | 0   | 0   | 0   | 0  | 1  | 2  | 2  | ∞    | ∞     |

BOTTOM

Pittsburgh Pirates @ Philadelphia Phillies  
Veterans Stadium, Philadelphia, PA  
Sat Jun 22 1985, 7:05 PM EDT  
Att. 23,623 - Unknown

livebaseballscorecards.com

|     |    |
|-----|----|
| AB  | 31 |
| R   | 5  |
| H   | 9  |
| RBI | 4  |
| BB  | 5  |
| SO  | 2  |
| LOB | 13 |





| Batter   | 1   | 2                               | 3                            | 4                               | 5                            | 6                               | 7                            | 8                               | 9                            | AB R H RBI BB SO LOB            | TOP                          |                                 |                              |                                  |                              |                                 |                                  |                                    |                                  |        |  |  |  |  |  |  |  |  |  |  |  |  |  |  |  |  |
|--|---|---------------------------------|------------------------------|---------------------------------|------------------------------|---------------------------------|------------------------------|---------------------------------|------------------------------|---------------------------------|------------------------------|---------------------------------|------------------------------|----------------------------------|------------------------------|---------------------------------|----------------------------------|------------------------------------|----------------------------------|--------|--|--|--|--|--|--|--|--|--|--|--|--|--|--|--|--|
| Marvell Wynne, L (1, 8)<br>OBP: 0.262, SLG: 0.307  | 0-0<br>1-3  |                                 | 0-0<br>4-3                   |                                 | 0-0<br>1B                    |                                 | 0-0<br>FC5-4                 |                                 | 0-0<br>6-3                   | 5 0 1 0 0 0 2                   |                              |                                 |                              |                                  |                              |                                 |                                  |                                    |                                  |        |  |  |  |  |  |  |  |  |  |  |  |  |  |  |  |  |
| Joe Orsulak, L (1, 9)<br>OBP: 0.305, SLG: 0.320    | 0-0<br>1B   |                                 | 4-0<br>3B BB                 |                                 | 0-0<br>3-1                   |                                 | 0-0<br>4-3                   |                                 | 0-0<br>5-3                   | 4 1 1 0 1 0 2                   |                              |                                 |                              |                                  |                              |                                 |                                  |                                    |                                  |        |  |  |  |  |  |  |  |  |  |  |  |  |  |  |  |  |
| Johnny Ray, S (1, 4)<br>OBP: 0.291, SLG: 0.363     | 0-0<br>F8   |                                 | 0-0<br>F3                    |                                 | 0-0<br>F8                    |                                 | 0-0<br>SH1-3 BB<br>E 1B      |                                 |                              | 4 1 1 0 0 0 2                   |                              |                                 |                              |                                  |                              |                                 |                                  |                                    |                                  |        |  |  |  |  |  |  |  |  |  |  |  |  |  |  |  |  |
| Jason Thompson, L (1, 3)<br>OBP: 0.340, SLG: 0.443 | 0-3<br>K  |                                 | 0-0<br>1-H<br>3B             |                                 | 0-0<br>1B                    |                                 | 4-0<br>E SH1-3<br>1-2 FC5 BB |                                 |                              | 3 0 2 1 1 1 1                   |                              |                                 |                              |                                  |                              |                                 |                                  |                                    |                                  |        |  |  |  |  |  |  |  |  |  |  |  |  |  |  |  |  |
| Steve Kemp, L (1, 7)<br>OBP: 0.309, SLG: 0.275     |   | 0-3<br>K                        | 0-0<br>3-1                   |                                 | 0-0<br>F8                    |                                 | 0-0<br>SH1-3                 |                                 |                              | 3 0 0 0 0 1 2                   |                              |                                 |                              |                                  |                              |                                 |                                  |                                    |                                  |        |  |  |  |  |  |  |  |  |  |  |  |  |  |  |  |  |
| Tony Peña, R (1, 2)<br>OBP: 0.299, SLG: 0.362      |   | 0-0<br>1B<br>1B                 |                              | 0-0<br>F4                       |                              | 0-3<br>K                        | 0-0<br>E6<br>FC5             |                                 |                              | 4 0 1 1 0 1 2                   |                              |                                 |                              |                                  |                              |                                 |                                  |                                    |                                  |        |  |  |  |  |  |  |  |  |  |  |  |  |  |  |  |  |
| Jim Morrison, R (1, 5)<br>OBP: 0.308, SLG: 0.327   |   | 0-0<br>1-2<br>1B                |                              | 0-0<br>6-3                      |                              | 0-0<br>6-3                      | 0-0<br>FC5                   |                                 |                              | 4 0 1 0 0 0 2                   |                              |                                 |                              |                                  |                              |                                 |                                  |                                    |                                  |        |  |  |  |  |  |  |  |  |  |  |  |  |  |  |  |  |
| Bill Almon, R (1, 6)<br>OBP: 0.337, SLG: 0.408     |   | 0-0<br>F8                       |                              | 0-0<br>F8                       |                              | 0-0<br>FC5-4<br>1B              | 0-3<br>K                     |                                 |                              | 4 0 1 0 0 1 4                   |                              |                                 |                              |                                  |                              |                                 |                                  |                                    |                                  |        |  |  |  |  |  |  |  |  |  |  |  |  |  |  |  |  |
| Jose DeLeon, R (1, 1)<br>OBP: 0.120, SLG: 0.043    |   | 0-3<br>K                        |                              | 0-0<br>F4                       |                              | 4-0<br>FC5-4<br>1-2 BB          |                              |                                 | 0-0<br>1-3                   | 2 0 0 0 0 1 2                   |                              |                                 |                              |                                  |                              |                                 |                                  |                                    |                                  |        |  |  |  |  |  |  |  |  |  |  |  |  |  |  |  |  |
| Lee Mazzilli, S (7, PH)<br>OBP: 0.471, SLG: 0.415  |   |                                 |                              |                                 |                              |                                 |                              |                                 |                              | 0 0 0 0 1 0 0                   |                              |                                 |                              |                                  |                              |                                 |                                  |                                    |                                  |        |  |  |  |  |  |  |  |  |  |  |  |  |  |  |  |  |
| Cecilio Guante, R (7, 1)                           |   |                                 |                              |                                 |                              |                                 |                              |                                 |                              | 0 0 0 0 0 0 0                   |                              |                                 |                              |                                  |                              |                                 |                                  |                                    |                                  |        |  |  |  |  |  |  |  |  |  |  |  |  |  |  |  |  |
| Sixto Lezcano, R (9, PH)<br>OBP: 0.372, SLG: 0.306 |   |                                 |                              |                                 |                              |                                 |                              |                                 |                              | 1 0 0 0 0 0 0                   |                              |                                 |                              |                                  |                              |                                 |                                  |                                    |                                  |        |  |  |  |  |  |  |  |  |  |  |  |  |  |  |  |  |
| Jim Winn, R (9, 1)                                 |   |                                 |                              |                                 |                              |                                 |                              |                                 |                              | 0 0 0 0 0 0 0                   |                              |                                 |                              |                                  |                              |                                 |                                  |                                    |                                  |        |  |  |  |  |  |  |  |  |  |  |  |  |  |  |  |  |
| <b>Inning Stats</b>                                | R: 0<br>E: 0<br>K: 1<br>S: 6                          | H: 1<br>LOB: 1<br>BB: 0<br>P: 6 | R: 0<br>E: 0<br>K: 2<br>S: 9 | H: 2<br>LOB: 2<br>BB: 0<br>P: 9 | R: 1<br>E: 0<br>K: 0<br>S: 4 | H: 1<br>LOB: 1<br>BB: 1<br>P: 8 | R: 0<br>E: 0<br>K: 0<br>S: 3 | H: 0<br>LOB: 0<br>BB: 0<br>P: 3 | R: 0<br>E: 0<br>K: 1<br>S: 6 | H: 1<br>LOB: 1<br>BB: 0<br>P: 6 | R: 0<br>E: 0<br>K: 0<br>S: 4 | H: 1<br>LOB: 2<br>BB: 1<br>P: 8 | R: 1<br>E: 1<br>K: 1<br>S: 7 | H: 1<br>LOB: 2<br>BB: 1<br>P: 11 | R: 0<br>E: 0<br>K: 0<br>S: 3 | H: 0<br>LOB: 0<br>BB: 0<br>P: 3 | 1B: 7<br>2B: 0<br>3B: 1<br>HR: 0 | SF: 0<br>SAC: 1<br>DP: 0<br>HBP: 0 | WP: 0<br>PB: 0<br>SB: 1<br>CS: 0 | PA: 38 |  |  |  |  |  |  |  |  |  |  |  |  |  |  |  |  |
| <b>PITCHER</b>                                     | IP WLS BF H R ER SO BB IBB HBP BLK WP HR S P ERA WHIP |                                 |                              |                                 |                              |                                 |                              |                                 |                              |                                 |                              |                                 |                              |                                  |                              |                                 |                                  |                                    |                                  |        |  |  |  |  |  |  |  |  |  |  |  |  |  |  |  |  |
| Kevin Gross, R (1, 1)<br>ERA: 3.35                 | 7.0   |                                 | 29                           | 7                               | 1                            | 1                               | 4                            | 2                               | 0                            | 0                               | 0                            | 0                               | 0                            | 35                               | 43                           | 1.29                            | 1.286                            |                                    |                                  |        |  |  |  |  |  |  |  |  |  |  |  |  |  |  |  |  |
| Shane Rawley, L (8, 1)<br>ERA: 3.62                | 0.1   |                                 | 3                            | 1                               | 1                            | 1                               | 0                            | 1                               | 0                            | 0                               | 0                            | 0                               | 0                            | 2                                | 6                            | 27.00                           | 6.000                            |                                    |                                  |        |  |  |  |  |  |  |  |  |  |  |  |  |  |  |  |  |
| Kent Tekulve, R (8, 1)<br>ERA: 3.38                | 0.2   |                                 | 3                            | 0                               | 0                            | 0                               | 1                            | 0                               | 0                            | 0                               | 0                            | 0                               | 0                            | 5                                | 5                            | 0.00                            | 0.000                            |                                    |                                  |        |  |  |  |  |  |  |  |  |  |  |  |  |  |  |  |  |
| Don Carman, L (9, 1)<br>ERA: 2.06                  | 1.0   | W                               | 3                            | 0                               | 0                            | 0                               | 0                            | 0                               | 0                            | 0                               | 0                            | 0                               | 0                            | 3                                | 3                            | 0.00                            | 0.000                            |                                    |                                  |        |  |  |  |  |  |  |  |  |  |  |  |  |  |  |  |  |

Pittsburgh Pirates @ Philadelphia Phillies  
Veterans Stadium, Philadelphia, PA

Sun Jun 23 1985, 3:33 AM EDT  
Att. 29,082 - Unknown

livebaseballscorecards.com

AB 34  
R 2  
H 8  
RBI 2  
BB 3  
SO 5  
LOB 19



| Batter  | 1         | 2          | 3         | 4                    | 5          | 6               | 7        | 8         | 9                      | AB | R | H | RBI | BB | SO | LOB |
|---|-----------|------------|-----------|----------------------|------------|-----------------|----------|-----------|------------------------|----|---|---|-----|----|----|-----|
| Juan Samuel, R<br>OBP: 0.294, SLG: 0.404 (1, 4)   | 0-3<br>K  |            | 0-0<br>F4 |                      |            | 0-0<br>F3       |          |           | 1-0<br>BLK<br>E<br>HBP | 3  | 1 | 0 | 0   | 0  | 1  | 0   |
| Rick Schu, R<br>OBP: 0.344, SLG: 0.386 (1, 5)     | 0-3<br>K  |            |           | 0-0<br>F7            |            | 0-0<br>5-3      |          |           | 0-0<br>E5<br>1-H<br>1B | 4  | 0 | 1 | 0   | 0  | 1  | 0   |
| Greg Gross, L<br>OBP: 0.349, SLG: 0.315 (1, 7)    | 0-0<br>F8 |            |           | 4-0<br>FC5-4<br>BB   |            | 0-0<br>F5       |          |           |                        | 2  | 0 | 0 | 0   | 1  | 0  | 0   |
| Mike Schmidt, R<br>OBP: 0.318, SLG: 0.383 (1, 3)  |           | 0-0<br>HR  |           | 0-0<br>FC5-4<br>1-2f |            | 0-0<br>F3       |          |           |                        | 3  | 1 | 1 | 1   | 0  | 0  | 1   |
| Glenn Wilson, R<br>OBP: 0.294, SLG: 0.456 (1, 9)  |           | 0-0<br>6-3 |           | 0-3<br>K2-3          |            | 4-0<br>CS<br>BB |          |           |                        | 2  | 0 | 0 | 0   | 1  | 1  | 1   |
| Ozzie Virgil, R<br>OBP: 0.348, SLG: 0.454 (1, 2)  |           | 0-3<br>K   |           |                      | 0-0<br>F6  |                 | 0-3<br>K |           |                        | 3  | 0 | 0 | 0   | 0  | 2  | 1   |
| Garry Maddox, R<br>OBP: 0.313, SLG: 0.333 (1, 8)  |           | 0-0<br>F6  |           |                      | 0-0<br>F6  |                 |          | 0-0<br>F7 |                        | 3  | 0 | 0 | 0   | 0  | 0  | 0   |
| Derrel Thomas, S<br>OBP: 0.333, SLG: 0.389 (1, 6) |           |            | 0-0<br>F4 |                      | 0-0<br>HR  |                 |          | 0-0<br>F8 |                        | 3  | 1 | 1 | 1   | 0  | 0  | 0   |
| Steve Jeltz, S<br>OBP: 0.257, SLG: 0.201 (9, 6)   |           |            |           |                      |            |                 |          |           |                        | 0  | 0 | 0 | 0   | 0  | 0  | 0   |
| Kevin Gross, R<br>OBP: 0.217, SLG: 0.182 (1, 1)   |           |            | 0-3<br>K  |                      | 0-0<br>5-3 |                 |          | 0-0<br>F9 |                        | 2  | 0 | 0 | 0   | 0  | 1  | 0   |
| Shane Rawley, R<br>OBP: 0.143, SLG: 0.053 (8, 1)  |           |            |           |                      |            |                 |          |           |                        | 0  | 0 | 0 | 0   | 0  | 0  | 0   |
| Kent Tekulve, R (8, 1)                            |           |            |           |                      |            |                 |          |           |                        | 0  | 0 | 0 | 0   | 0  | 0  | 0   |
| Tim Corcoran, L<br>OBP: 0.316, SLG: 0.289 (8, PH) |           |            |           |                      |            |                 |          |           |                        | 1  | 0 | 0 | 0   | 0  | 0  | 0   |
| Don Carman, L (9, 1)                              |           |            |           |                      |            |                 |          |           |                        | 0  | 0 | 0 | 0   | 0  | 0  | 0   |

| Inning Stats                          | R: 0 | H: 0 | E: 0 | K: 2 | S: 7 | R: 1 | H: 1 | E: 0 | K: 1 | S: 6 | R: 0 | H: 0 | E: 0 | K: 1 | S: 5 | R: 0 | H: 0  | E: 0 | K: 1 | S: 5 | R: 1 | H: 1 | E: 0 | K: 0 | S: 4 | R: 0 | H: 0 | E: 0 | K: 0 | S: 3 | R: 0 | H: 0 | E: 0 | K: 1 | S: 4 | R: 0 | H: 0 | E: 0 | K: 0 | S: 3 | R: 1 | H: 1 | E: 1 | K: 0 | S: 1 | 1B: 1 | 2B: 0 | 3B: 0 | HR: 2 | SF: 0 | SAC: 0 | DP: 0 | HBP: 1 | WP: 0 | PA: 29 |
|---------------------------------------|------|------|------|------|------|------|------|------|------|------|------|------|------|------|------|------|-------|------|------|------|------|------|------|------|------|------|------|------|------|------|------|------|------|------|------|------|------|------|------|------|------|------|------|------|------|-------|-------|-------|-------|-------|--------|-------|--------|-------|--------|
| PITCHER                               | IP   | WLS  | BF   | H    | R    | ER   | SO   | BB   | IBB  | HBP  | BLK  | WP   | HR   | S    | P    | ERA  | WHIP  |      |      |      |      |      |      |      |      |      |      |      |      |      |      |      |      |      |      |      |      |      |      |      |      |      |      |      |      |       |       |       |       |       |        |       |        |       |        |
| Jose DeLeon, R<br>ERA: 4.52 (1, 1)    | 6.0  |      | 21   | 2    | 2    | 2    | 5    | 1    | 0    | 0    | 0    | 0    | 0    | 7    | 11   | 3.00 | 0.500 |      |      |      |      |      |      |      |      |      |      |      |      |      |      |      |      |      |      |      |      |      |      |      |      |      |      |      |      |       |       |       |       |       |        |       |        |       |        |
| Cecilio Guante, R<br>ERA: 2.22 (7, 1) | 2.0  |      | 6    | 0    | 0    | 0    | 1    | 1    | 0    | 0    | 0    | 0    | 0    | 7    | 11   | 0.00 | 0.500 |      |      |      |      |      |      |      |      |      |      |      |      |      |      |      |      |      |      |      |      |      |      |      |      |      |      |      |      |       |       |       |       |       |        |       |        |       |        |
| Jim Winn, R<br>ERA: 3.41 (9, 1)       | 0.0  | L    | 2    | 1    | 1    | 0    | 0    | 0    | 0    | 1    | 1    | 0    | 0    | 1    | 2    | ∞    | ∞     |      |      |      |      |      |      |      |      |      |      |      |      |      |      |      |      |      |      |      |      |      |      |      |      |      |      |      |      |       |       |       |       |       |        |       |        |       |        |


**BOTTOM**

Pittsburgh Pirates @ Philadelphia Phillies  
Veterans Stadium, Philadelphia, PA

Sun Jun 23 1985, 3:33 AM EDT  
Att. 29,082 - Unknown

livebaseballscorecards.com

|     |    |
|-----|----|
| AB  | 26 |
| R   | 3  |
| H   | 3  |
| RBI | 2  |
| BB  | 2  |
| SO  | 6  |
| LOB | 3  |





| Batter   | 1  | 2   | 3   | 4   | 5   | 6  | 7   | 8   | 9   | AB R H RBI BB SO LOB   | TOP  |
|--|--|---|---|---|---|--|---|---|---|--|--|
| Vince Coleman, S<br>OBP: 0.336, SLG: 0.348<br>(1, 7)<br>(8, 8)   | 0-0<br>F9  |   | 0-0<br>FC5-4  |   |   | 0-0<br>L6  |   | 0-0<br>F9   |   | 4 0 0 0 0 0 2  |  |
| Willie McGee, S<br>OBP: 0.379, SLG: 0.487<br>Bill Campbell, R<br>OBP: 0.500, SLG: 0.250<br>(1, 8)<br>(8, 1)              | 0-0<br>L4  |   | 0-3<br>K  |   |   | 0-0<br>3B  |   | 0-0<br>F9   |   | 4 0 1 0 0 1 2<br>0 0 0 0 0 0 0   |  |
| Tom Herr, S<br>OBP: 0.415, SLG: 0.452<br>(1, 4)  | 0-0<br>F8  |   | 0-0<br>5-3  |   |   | 0-3<br>K   |   | 0-0<br>4-3  |   | 4 0 0 0 0 1 3  |  |
| Jack Clark, R<br>OBP: 0.401, SLG: 0.543<br>(1, 3)  |  | 0-0<br>FC1-6<br>2B  |   | 0-0<br>F8   |   | 4-0<br>BB  |   | 0-3<br>K  |   | 3 0 1 0 1 1 0  |  |
| Tito Landrum, R<br>OBP: 0.366, SLG: 0.579<br>(1, 9)  |  | 0-0<br>FC1-6<br>E   |   | 0-0<br>F8   |   | 0-0<br>F9  |   | 0-0<br>P4   |   | 4 1 0 0 0 0 3  |  |
| Ivan De Jesus, R<br>OBP: 0.320, SLG: 0.417<br>(1, 5)   |  | 0-3<br>K  |   | 0-3<br>K  |   |  | 0-0<br>F9   |   | 0-0<br>F8   | 4 0 0 0 0 2 1  |  |
| Ozzie Smith, S<br>OBP: 0.324, SLG: 0.323<br>(1, 6)   |  | 0-0<br>E5   |   |   | 0-0<br>F7   |  | 0-0<br>F7   |   |   | 3 0 0 0 0 0 0  |  |
| Tom Nieto, R<br>OBP: 0.318, SLG: 0.261<br>(1, 2)   |  | 0-3<br>K  |   |   | 0-3<br>K  |  | 0-0<br>F8   |   |   | 3 0 0 0 0 2 1  |  |
| Joaquin Andujar, S<br>OBP: 0.217, SLG: 0.209<br>Brian Harper, R<br>OBP: 0.421, SLG: 0.500<br>(1, 1)<br>(8, PH)<br>(8, 7) |  |   | 4-0<br>FC5-4<br>BB  |   | 0-3<br>K  |  |   | 0-0<br>2B   |   | 1 0 0 0 1 1 0<br>1 0 1 0 0 0 0   |  |
| <b>Inning Stats</b>  | R: 0<br>E: 0<br>K: 0<br>S: 3<br>H: 0<br>LOB: 0<br>BB: 0<br>P: 3  | R: 1<br>E: 1<br>K: 2<br>S: 9<br>H: 1<br>LOB: 1<br>BB: 0<br>P: 9 | R: 0<br>E: 0<br>K: 1<br>S: 5<br>H: 0<br>LOB: 1<br>BB: 1<br>P: 9 | R: 0<br>E: 0<br>K: 1<br>S: 5<br>H: 0<br>LOB: 0<br>BB: 0<br>P: 5 | R: 0<br>E: 0<br>K: 1<br>S: 7<br>H: 0<br>LOB: 0<br>BB: 0<br>P: 7 | R: 0<br>E: 0<br>K: 1<br>S: 6<br>H: 1<br>LOB: 2<br>BB: 1<br>P: 10 | R: 0<br>E: 0<br>K: 0<br>S: 3<br>H: 0<br>LOB: 0<br>BB: 0<br>P: 3 | R: 0<br>E: 0<br>K: 0<br>S: 4<br>H: 1<br>LOB: 1<br>BB: 0<br>P: 4 | R: 0<br>E: 0<br>K: 1<br>S: 5<br>H: 0<br>LOB: 0<br>BB: 0<br>P: 5 | 1B: 0<br>2B: 2<br>3B: 1<br>HR: 0<br>SF: 0<br>SAC: 0<br>DP: 0<br>HBP: 0 | WP: 0<br>PB: 0<br>SB: 1<br>CS: 0<br>PA: 33 |
| <b>PITCHER</b><br>Jerry Koosman, L<br>ERA: 2.76<br>(1, 1)  | IP<br>9.0<br>WLS<br>W<br>BF<br>33<br>H<br>3<br>R<br>1<br>ER<br>0<br>SO<br>8<br>BB<br>2<br>IBB<br>0<br>HBP<br>0<br>BLK<br>0<br>WP<br>0<br>HR<br>0<br>S<br>47<br>P<br>55<br>ERA<br>0.00<br>WHIP<br>0.556 |   |   |   |   |  |   |   |   |  |  |

St. Louis Cardinals @ Philadelphia Phillies  
Veterans Stadium, Philadelphia, PA

Tue Jun 25 1985, 7:05 PM EDT  
Att. 24,432 - Unknown

livebaseballscorecards.com

AB 31  
R 1  
H 3  
RBI 0  
BB 2  
SO 8  
LOB 12



| Batter  | 1          | 2               | 3                     | 4         | 5             | 6          | 7         | 8          | 9 | AB | R | H | RBI | BB | SO | LOB |
|---|------------|-----------------|-----------------------|-----------|---------------|------------|-----------|------------|---|----|---|---|-----|----|----|-----|
| Juan Samuel, R<br>OBP: 0.290, SLG: 0.399 (1, 4)   | 0-0<br>1-3 |                 | 0-3<br>K              |           | 0-0<br>F9     |            | 0-0<br>F3 |            |   | 4  | 0 | 0 | 0   | 0  | 1  | 1   |
| Rick Schu, R<br>OBP: 0.330, SLG: 0.370 (1, 5)     | 0-0<br>F9  |                 | 0-3<br>K              |           | 0-0<br>6-3    |            |           | 0-0<br>1-3 |   | 4  | 0 | 0 | 0   | 0  | 1  | 1   |
| Greg Gross, L<br>OBP: 0.356, SLG: 0.316 (1, 7)    | 0-0<br>4-3 |                 | 4-0<br>1B<br>2B<br>BB |           | 0-0<br>1B     |            |           | 0-0<br>F8  |   | 3  | 1 | 1 | 0   | 1  | 0  | 0   |
| Mike Schmidt, R<br>OBP: 0.317, SLG: 0.381 (1, 3)  |            | 0-0<br>F8       | 0-0<br>2B<br>1B       |           | 0-0<br>F8     |            |           | 0-3<br>K   |   | 4  | 1 | 1 | 0   | 0  | 1  | 1   |
| Glenn Wilson, R<br>OBP: 0.294, SLG: 0.459 (1, 9)  |            | 0-0<br>G3       | 0-0<br>2B             |           |               | 0-0<br>F8  |           |            |   | 3  | 0 | 1 | 3   | 0  | 0  | 0   |
| Ozzie Virgil, R<br>OBP: 0.348, SLG: 0.452 (1, 2)  |            | 0-0<br>1B<br>1B | 0-3<br>K              |           |               | 0-3<br>K   |           |            |   | 3  | 0 | 1 | 0   | 0  | 2  | 1   |
| Garry Maddox, R<br>OBP: 0.314, SLG: 0.333 (1, 8)  |            | 0-0<br>1B       |                       | 0-0<br>F7 |               | 0-0<br>4-3 |           |            |   | 3  | 0 | 1 | 0   | 0  | 0  | 0   |
| Derrel Thomas, S<br>OBP: 0.333, SLG: 0.381 (1, 6) |            | 0-0<br>4-3      |                       | 0-0<br>1B |               |            | 0-0<br>F8 |            |   | 3  | 0 | 1 | 0   | 0  | 0  | 2   |
| Steve Jeltz, S<br>OBP: 0.257, SLG: 0.201 (8, 6)   |            |                 |                       | 0-0<br>1B |               |            |           |            |   | 0  | 0 | 0 | 0   | 0  | 0  | 0   |
| Jerry Koosman, R<br>OBP: 0.063, SLG: 0.063 (1, 1) |            |                 | 0-0<br>1B<br>2B<br>1B |           | 0-0<br>G1-6-3 |            | 0-3<br>K  |            |   | 3  | 1 | 1 | 0   | 0  | 1  | 1   |

| Inning Stats                           | R: 0 | H: 0 | E: 0 | K: 0 | S: 3 | P: 3 | R: 0 | H: 2 | E: 0 | K: 0 | S: 5 | P: 5 | R: 3 | H: 3 | E: 0 | K: 3 | S: 12 | R: 0 | H: 1 | E: 0 | K: 0 | S: 3 | P: 3 | R: 0 | H: 1 | E: 0 | K: 0 | S: 4 | P: 4 | R: 0 | H: 0 | E: 0 | K: 1 | S: 5 | P: 5 | R: 0 | H: 0 | E: 0 | K: 1 | S: 5 | P: 5 | R: 0 | H: 0 | E: 0 | K: 1 | S: 5 | P: 5 |
|--|------|------|------|------|------|------|------|------|------|------|------|------|------|------|------|------|-------|------|------|------|------|------|------|------|------|------|------|------|------|------|------|------|------|------|------|------|------|------|------|------|------|------|------|------|------|------|------|
| PITCHER                                | IP   | WLS  | BF   | H    | R    | ER   | SO   | BB   | IBB  | HBP  | BLK  | WP   | HR   | S    | P    | ERA  | WHIP  |      |      |      |      |      |      |      |      |      |      |      |      |      |      |      |      |      |      |      |      |      |      |      |      |      |      |      |      |      |      |
| Joaquin Andujar, R<br>ERA: 2.69 (1, 1) | 7.0  | L    | 28   | 7    | 3    | 3    | 5    | 1    | 0    | 0    | 0    | 0    | 0    | 37   | 41   | 3.86 | 1.143 |      |      |      |      |      |      |      |      |      |      |      |      |      |      |      |      |      |      |      |      |      |      |      |      |      |      |      |      |      |      |
| Bill Campbell, R<br>ERA: 4.02 (8, 1)   | 1.0  |      | 3    | 0    | 0    | 0    | 1    | 0    | 0    | 0    | 0    | 0    | 0    | 5    | 5    | 0.00 | 0.000 |      |      |      |      |      |      |      |      |      |      |      |      |      |      |      |      |      |      |      |      |      |      |      |      |      |      |      |      |      |      |


**BOTTOM**

**St. Louis Cardinals @ Philadelphia Phillies**  
**Veterans Stadium, Philadelphia, PA**

Tue Jun 25 1985, 7:05 PM EDT  
 Att. 24,432 - Unknown

livebaseballscorecards.com

|            |           |
|------------|-----------|
| <b>AB</b>  | <b>30</b> |
| <b>R</b>   | <b>3</b>  |
| <b>H</b>   | <b>7</b>  |
| <b>RBI</b> | <b>3</b>  |
| <b>BB</b>  | <b>1</b>  |
| <b>SO</b>  | <b>6</b>  |
| <b>LOB</b> | <b>7</b>  |



|       |        |
|-------|--------|
| WP: 0 | PA: 31 |
| PB: 0 |        |
| SB: 0 |        |
| CS: 0 |        |





| Batter  | 1                | 2          | 3          | 4         | 5                      | 6               | 7          | 8                    | 9 |
|---|------------------|------------|------------|-----------|------------------------|-----------------|------------|----------------------|---|
| Juan Samuel, R (1, 4)<br>OBP: 0.289, SLG: 0.402   | 0-0<br>SF7<br>3B |            | 0-0<br>1-3 |           | 0-0<br>F9              |                 | 0-0<br>F8  | 0-3<br>K             |   |
| Rick Schu, R (1, 5)<br>OBP: 0.327, SLG: 0.365     | 0-3<br>K         |            | 0-0<br>6-3 |           | 0-0<br>BB<br>1B        |                 | 0-0<br>F8  |                      |   |
| Greg Gross, L (1, 7)<br>OBP: 0.362, SLG: 0.321    | 0-0<br>SF7       |            | 0-0<br>F9  |           | 4-0<br>BB<br>1-2<br>BB |                 | 0-0<br>1B  |                      |   |
| Mike Schmidt, R (1, 3)<br>OBP: 0.316, SLG: 0.391  | 0-0<br>F3        |            |            | 0-0<br>HR |                        | 0-0<br>F8       | 0-0<br>F7  |                      |   |
| Glenn Wilson, R (1, 9)<br>OBP: 0.297, SLG: 0.459  |                  | 0-3<br>K   |            | 0-0<br>F5 |                        | 0-0<br>HR<br>1B |            | 0-0<br>S<br>1B<br>1B |   |
| Ozzie Virgil, R (1, 2)<br>OBP: 0.355, SLG: 0.471  |                  | 0-0<br>5-3 |            | 4-0<br>BB |                        | 0-0<br>HR       |            | 0-0<br>1B            |   |
| Von Hayes, L (8, PR)<br>OBP: 0.360, SLG: 0.389    |                  |            |            |           |                        |                 |            | 1-H                  |   |
| Bo Diaz, R (9, 2)<br>OBP: 0.217, SLG: 0.250       |                  |            |            |           |                        |                 |            | 1B                   |   |
| Garry Maddox, R (1, 8)<br>OBP: 0.321, SLG: 0.371  |                  | 0-0<br>HR  |            | 0-0<br>F6 |                        | 0-0<br>1B       |            | 0-0<br>F8            |   |
| Derrel Thomas, S (1, 6)<br>OBP: 0.333, SLG: 0.348 |                  | 4-0<br>BB  |            | 0-0<br>F7 |                        | 0-3<br>K        |            | 0-3<br>K             |   |
| Steve Jeltz, S (7, 6)<br>OBP: 0.255, SLG: 0.200   |                  |            |            |           |                        |                 |            |                      |   |
| John Denny, R (1, 1)<br>OBP: 0.195, SLG: 0.158    |                  | 0-0<br>1-3 |            |           | 0-0<br>6-3             |                 | 0-0<br>5-3 | 4-0<br>IBB           |   |
| Don Carman, L (7, 1)                              |                  |            |            |           |                        |                 |            |                      |   |
| Tim Corcoran, L (8, PH)<br>OBP: 0.321, SLG: 0.289 |                  |            |            |           |                        |                 |            |                      |   |
| Kent Tekulve, R (9, 1)                            |                  |            |            |           |                        |                 |            |                      |   |

| AB | R | H | RBI | BB | SO | LOB |
|----|---|---|-----|----|----|-----|
| 5  | 1 | 1 | 0   | 0  | 1  | 2   |
| 4  | 0 | 1 | 0   | 0  | 1  | 1   |
| 2  | 0 | 1 | 1   | 1  | 0  | 0   |
| 4  | 1 | 1 | 1   | 0  | 0  | 3   |
| 4  | 2 | 2 | 0   | 0  | 1  | 0   |
| 3  | 1 | 2 | 3   | 1  | 0  | 0   |
| 0  | 0 | 0 | 0   | 0  | 0  | 0   |
| 0  | 0 | 0 | 0   | 0  | 0  | 0   |
| 4  | 1 | 2 | 1   | 0  | 0  | 2   |
| 2  | 0 | 0 | 0   | 1  | 1  | 1   |
| 1  | 0 | 0 | 0   | 0  | 1  | 1   |
| 3  | 0 | 0 | 0   | 0  | 0  | 1   |
| 0  | 0 | 0 | 0   | 0  | 0  | 0   |
| 0  | 0 | 0 | 0   | 1  | 0  | 0   |
| 0  | 0 | 0 | 0   | 0  | 0  | 0   |

**BOTTOM**

St. Louis Cardinals @ Philadelphia Phillies  
Veterans Stadium, Philadelphia, PA  
Wed Jun 26 1985, 7:05 PM EDT  
Att. 22,213 - Unknown

livebaseballscorecards.com

|            |           |
|------------|-----------|
| <b>AB</b>  | <b>32</b> |
| <b>R</b>   | <b>6</b>  |
| <b>H</b>   | <b>10</b> |
| <b>RBI</b> | <b>6</b>  |
| <b>BB</b>  | <b>4</b>  |
| <b>SO</b>  | <b>5</b>  |
| <b>LOB</b> | <b>11</b> |



|       |        |
|-------|--------|
| 1B: 6 | SF: 1  |
| 2B: 0 | SAC: 0 |
| 3B: 1 | DP: 0  |
| HR: 3 | HBP: 0 |

|       |        |
|-------|--------|
| WP: 0 | PA: 37 |
| PB: 0 |        |
| SB: 1 |        |
| CS: 0 |        |

| Inning Stats |        | R: 1 | H: 1   | R: 1 | H: 1   | R: 0 | H: 0   | R: 1 | H: 1   | R: 0 | H: 1   | R: 2 | H: 3   | R: 0 | H: 1   | R: 1 | H: 2   |
|--------------|--------|------|--------|------|--------|------|--------|------|--------|------|--------|------|--------|------|--------|------|--------|
| E: 0         | LOB: 1 | E: 0 | LOB: 1 | E: 0 | LOB: 0 | E: 0 | LOB: 1 | E: 0 | LOB: 0 | E: 0 | LOB: 2 | E: 0 | LOB: 0 | E: 0 | LOB: 1 | E: 1 | LOB: 2 |
| K: 1         | BB: 0  | K: 1 | BB: 1  | K: 0 | BB: 0  | K: 0 | BB: 1  | K: 1 | BB: 0  | K: 0 | BB: 1  | K: 1 | BB: 0  | K: 0 | BB: 0  | K: 2 | BB: 1  |
| S: 6         | P: 6   | S: 6 | P: 10  | S: 3 | P: 3   | S: 4 | P: 8   | S: 4 | P: 8   | S: 4 | P: 8   | S: 7 | P: 7   | S: 4 | P: 4   | S: 9 | P: 13  |

| PITCHER              |           | IP  | WLS | BF | H | R | ER | SO | BB | IBB | HBP | BLK | WP | HR | S  | P    | ERA   | WHIP  |
|----------------------|-----------|-----|-----|----|---|---|----|----|----|-----|-----|-----|----|----|----|------|-------|-------|
| Danny Cox, R (1, 1)  | ERA: 2.49 | 6.0 | L   | 27 | 7 | 5 | 5  | 3  | 3  | 0   | 0   | 0   | 0  | 3  | 30 | 42   | 7.50  | 1.667 |
| Bob Forsch, R (7, 1) | ERA: 4.31 | 1.0 |     | 6  | 3 | 1 | 1  | 0  | 0  | 0   | 0   | 0   | 0  | 0  | 6  | 6    | 9.00  | 3.000 |
| Jeff Lahti, R (8, 1) | ERA: 3.33 | 1.0 |     | 4  | 0 | 0 | 0  | 2  | 0  | 1   | 0   | 0   | 0  | 7  | 11 | 0.00 | 0.000 |       |



| Batter   | 1   | 2                               | 3                            | 4                               | 5                            | 6                               | 7                            | 8                               | 9                            | AB R H RBI BB SO LOB            | TOP  |                                  |                              |                                 |                              |                                 |                              |                                 |                                  |                                    |                                  |        |
|--|---|---------------------------------|------------------------------|---------------------------------|------------------------------|---------------------------------|------------------------------|---------------------------------|------------------------------|---------------------------------|--|----------------------------------|------------------------------|---------------------------------|------------------------------|---------------------------------|------------------------------|---------------------------------|----------------------------------|------------------------------------|----------------------------------|--------|
| Vince Coleman, S (1, 7)<br>OBP: 0.330, SLG: 0.339  | 0-0<br>4-3  |                                 | 0-3<br>K                     |                                 | 0-0<br>FC6-4                 |                                 | 0-0<br>5-3                   |                                 |                              | 4 0 0 0 0 1 1                   |  |                                  |                              |                                 |                              |                                 |                              |                                 |                                  |                                    |                                  |        |
| Willie McGee, S (1, 8)<br>OBP: 0.391, SLG: 0.500   | 0-0<br>6-3<br>3B                                      |                                 |                              | 0-0<br>E<br>WP<br>1B            |                              | 4-0<br>6-3<br>2B<br>BB          |                              | 0-0<br>K<br>E<br>1B             |                              | 3 3 3 0 1 0 0                   |  |                                  |                              |                                 |                              |                                 |                              |                                 |                                  |                                    |                                  |        |
| Tom Herr, S (1, 4)<br>OBP: 0.407, SLG: 0.441       | 0-0<br>6-3  |                                 |                              | 0-0<br>E6<br>1-H                |                              | 0-0<br>6-3                      |                              | 0-0<br>G6-4-3                   |                              | 4 0 0 1 0 0 2                   |  |                                  |                              |                                 |                              |                                 |                              |                                 |                                  |                                    |                                  |        |
| Jack Clark, R (1, 3)<br>OBP: 0.400, SLG: 0.542     | 0-3<br>K  |                                 | 0-3<br>K                     |                                 | 0-0<br>6-3<br>2B             |                                 | 0-3<br>K                     |                                 |                              | 4 0 1 1 0 3 2                   |  |                                  |                              |                                 |                              |                                 |                              |                                 |                                  |                                    |                                  |        |
| Tito Landrum, R (1, 9)<br>OBP: 0.364, SLG: 0.550   |   | 4-0<br>G4-3<br>BB               |                              | 0-0<br>F3                       |                              | 0-0<br>6-3                      |                              | 0-0<br>G3                       |                              | 2 0 0 0 1 0 2                   |  |                                  |                              |                                 |                              |                                 |                              |                                 |                                  |                                    |                                  |        |
| Andy Van Slyke, L (6, 9)<br>OBP: 0.374, SLG: 0.500 |   |                                 |                              |                                 |                              |                                 |                              |                                 |                              | 1 0 0 0 0 0 0                   |  |                                  |                              |                                 |                              |                                 |                              |                                 |                                  |                                    |                                  |        |
| Brian Harner, R (1, 5)<br>OBP: 0.364, SLG: 0.429   |   | 0-0<br>G4-3                     |                              | 0-0<br>6-3                      |                              | 0-3<br>K                        |                              | 0-0<br>1-3                      |                              | 3 0 0 0 0 1 3                   |  |                                  |                              |                                 |                              |                                 |                              |                                 |                                  |                                    |                                  |        |
| Tom Lawless, R (6, 5)<br>OBP: 0.289, SLG: 0.268    |   |                                 |                              |                                 |                              |                                 |                              |                                 |                              | 1 0 0 0 0 0 0                   |  |                                  |                              |                                 |                              |                                 |                              |                                 |                                  |                                    |                                  |        |
| Ozzie Smith, S (1, 6)<br>OBP: 0.326, SLG: 0.342    |   | 0-0<br>F4                       |                              |                                 | 0-0<br>6-3                   |                                 | 0-0<br>HR                    |                                 | 0-0<br>E9<br>2B              | 4 1 2 1 0 0 0                   | AB 33<br>R 4<br>H 8<br>RBI 3<br>BB 2<br>SO 5<br>LOB 13 |                                  |                              |                                 |                              |                                 |                              |                                 |                                  |                                    |                                  |        |
| Tom Nieto, R (1, 2)<br>OBP: 0.324, SLG: 0.270      |   |                                 | 0-0<br>3-1                   |                                 | 0-0<br>FC1-6<br>1B           |                                 | 0-0<br>CS<br>1B              |                                 | 0-0<br>F9                    | 4 0 2 0 0 0 1                   |  |                                  |                              |                                 |                              |                                 |                              |                                 |                                  |                                    |                                  |        |
| Kurt Kepshire, L (1, 1)<br>OBP: 0.231, SLG: 0.292  |   |                                 |                              |                                 | 0-0<br>FC1-6<br>FC6-4        |                                 | 0-0<br>F8                    |                                 |                              | 3 0 0 0 0 0 2                   |  |                                  |                              |                                 |                              |                                 |                              |                                 |                                  |                                    |                                  |        |
| Bill Campbell, R (7, 1)<br>OBP: 0.500, SLG: 0.250  |   |                                 | 0-0<br>1-3                   |                                 |                              |                                 |                              |                                 |                              | 0 0 0 0 0 0 0                   |  |                                  |                              |                                 |                              |                                 |                              |                                 |                                  |                                    |                                  |        |
| Jeff Lahti, R (8, 1)                               |   |                                 |                              |                                 |                              |                                 |                              |                                 |                              | 0 0 0 0 0 0 0                   |  |                                  |                              |                                 |                              |                                 |                              |                                 |                                  |                                    |                                  |        |
| <b>Inning Stats</b>                                | R: 1<br>E: 0<br>K: 1<br>S: 6                          | H: 1<br>LOB: 0<br>BB: 0<br>P: 6 | R: 0<br>E: 0<br>K: 0<br>S: 2 | H: 0<br>LOB: 0<br>BB: 1<br>P: 6 | R: 0<br>E: 0<br>K: 1<br>S: 5 | H: 0<br>LOB: 0<br>BB: 0<br>P: 5 | R: 1<br>E: 1<br>K: 1<br>S: 7 | H: 1<br>LOB: 1<br>BB: 0<br>P: 7 | R: 0<br>E: 0<br>K: 1<br>S: 4 | H: 1<br>LOB: 1<br>BB: 0<br>P: 4 | R: 1<br>E: 0<br>K: 1<br>S: 6                           | H: 1<br>LOB: 1<br>BB: 1<br>P: 10 | R: 1<br>E: 0<br>K: 0<br>S: 4 | H: 2<br>LOB: 0<br>BB: 0<br>P: 4 | R: 0<br>E: 1<br>K: 1<br>S: 5 | H: 1<br>LOB: 0<br>BB: 0<br>P: 5 | R: 0<br>E: 1<br>K: 0<br>S: 4 | H: 1<br>LOB: 1<br>BB: 0<br>P: 4 | 1B: 4<br>2B: 2<br>3B: 1<br>HR: 1 | SF: 0<br>SAC: 0<br>DP: 1<br>HBP: 0 | WP: 1<br>PB: 0<br>SB: 0<br>CS: 1 | PA: 35 |
| <b>PITCHER</b>                                     | IP WLS BF H R ER SO BB IBB HBP BLK WP HR S P ERA WHIP |                                 |                              |                                 |                              |                                 |                              |                                 |                              |                                 |  |                                  |                              |                                 |                              |                                 |                              |                                 |                                  |                                    |                                  |        |
| Shane Rawley, L (1, 1)<br>ERA: 3.69                | 6.0 L 26 6 4 3 4 2 0 0 0 1 1 32 40 4.50 1.333         |                                 |                              |                                 |                              |                                 |                              |                                 |                              |                                 |  |                                  |                              |                                 |                              |                                 |                              |                                 |                                  |                                    |                                  |        |
| Dave Rucker, L (7, 1)<br>ERA: 3.3                  | 1.0 2 0 0 0 0 0 0 0 0 0 0 2 2 0.00 0.000              |                                 |                              |                                 |                              |                                 |                              |                                 |                              |                                 |  |                                  |                              |                                 |                              |                                 |                              |                                 |                                  |                                    |                                  |        |
| Larry Andersen, R (8, 1)<br>ERA: 3.48              | 2.0 7 2 0 0 0 1 0 0 0 0 0 9 9 0.00 1.000              |                                 |                              |                                 |                              |                                 |                              |                                 |                              |                                 |  |                                  |                              |                                 |                              |                                 |                              |                                 |                                  |                                    |                                  |        |

St. Louis Cardinals @ Philadelphia Phillies  
Veterans Stadium, Philadelphia, PA  
Thu Jun 27 1985, 3:33 AM EDT  
Att. 22,691 - Unknown

livebaseballscorecards.com



| Batter  | 1          | 2        | 3        | 4         | 5        | 6            | 7          | 8                      | 9         | AB | R | H | RBI | BB | SO | LOB |
|---|------------|----------|----------|-----------|----------|--------------|------------|------------------------|-----------|----|---|---|-----|----|----|-----|
| Juan Samuel, R<br>OBP: 0.287, SLG: 0.397 (1, 4)   | 0-3 K ①    |          | 0-3 K ②  |           |          | 0-0 L5 ①     | 4-0 S BB ② |                        | 0-0 4-3 ③ | 4  | 0 | 0 | 0   | 1  | 2  | 0   |
| Rick Schu, R<br>OBP: 0.324, SLG: 0.360 (1, 5)     | 0-0 1B 1B  |          | 0-0 F9 ③ |           |          | 0-0 F8 ②     | 0-0 6-3 ③  |                        |           | 4  | 0 | 1 | 0   | 0  | 0  | 1   |
| Greg Gross, L<br>OBP: 0.378, SLG: 0.325 (1, 7)    | 0-0 1B 1-3 |          |          | 0-0 4-3 ① |          | 4-0 BB BB BB |            | 4-0 1B BB              |           | 2  | 1 | 1 | 0   | 2  | 0  | 0   |
| Mike Schmidt, R<br>OBP: 0.319, SLG: 0.391 (1, 3)  | 0-0 F8 ②   |          | 0-3 K ②  |           |          | 4-0 BB BB    | 1-2 BB BB  | 0-0 1B 2B              |           | 3  | 0 | 1 | 0   | 1  | 1  | 2   |
| Glenn Wilson, R<br>OBP: 0.300, SLG: 0.462 (1, 9)  | 0-0 F3 ③   |          | 0-3 K ③  |           |          | 4-0 BB BB BB | 1-2 BB     | 0-0 FC6-5 1-H 2-H 2B ① |           | 3  | 0 | 1 | 1   | 1  | 1  | 2   |
| Ozzie Virgil, R<br>OBP: 0.353, SLG: 0.482 (1, 2)  |            | 0-0 F4 ① |          |           | 0-0 HR   | 0-0 F2 ③     |            | 0-3 K ②                |           | 4  | 1 | 1 | 1   | 0  | 1  | 4   |
| Garry Maddox, R<br>OBP: 0.309, SLG: 0.356 (1, 8)  |            | 0-0 F8 ② |          |           | 0-0 F7 ① |              | 0-0 L5 ①   | 0-0 FC6-5 2-3 ③        |           | 4  | 0 | 0 | 0   | 0  | 0  | 1   |
| Derrel Thomas, S<br>OBP: 0.290, SLG: 0.296 (1, 6) |            | 0-0 F7 ③ |          |           | 0-0 F5 ② |              | 0-0 5-3 ②  |                        | 0-0 6-3 ① | 4  | 0 | 0 | 0   | 0  | 0  | 0   |
| Shane Rawley, R<br>OBP: 0.130, SLG: 0.048 (1, 1)  |            |          | 0-0 F8 ① |           | 0-3 K ③  |              | 0-0 HR     |                        | 0-0 4-3 ② | 2  | 0 | 0 | 0   | 0  | 1  | 0   |
| Dave Rucker, L<br>OBP: 0.750, SLG: 1.000 (7, 1)   |            |          |          |           |          |              |            |                        |           | 0  | 0 | 0 | 0   | 0  | 0  | 0   |
| Von Hayes, L<br>OBP: 0.362, SLG: 0.405 (7, PH)    |            |          |          |           |          |              |            |                        |           | 1  | 1 | 1 | 1   | 0  | 0  | 0   |
| Larry Andersen, R<br>(8, 1)                       |            |          |          |           |          |              |            |                        |           | 0  | 0 | 0 | 0   | 0  | 0  | 0   |
| Tim Corcoran, L<br>OBP: 0.319, SLG: 0.287 (9, PH) |            |          |          |           |          |              |            |                        |           | 1  | 0 | 0 | 0   | 0  | 0  | 0   |

| Inning Stats | R: 0 | H: 2 | E: 0 | K: 1 | S: 7 | LOB: 2 | BB: 0 | P: 7 | R: 0 | H: 0 | E: 0 | K: 0 | S: 3 | LOB: 0 | BB: 0 | P: 3 | R: 0 | H: 0 | E: 0 | K: 1 | S: 5 | LOB: 0 | BB: 0 | P: 5 | R: 0 | H: 0 | E: 0 | K: 2 | S: 7 | LOB: 0 | BB: 0 | P: 7 | R: 1 | H: 1 | E: 0 | K: 1 | S: 6 | LOB: 0 | BB: 0 | P: 6 | R: 0 | H: 0 | E: 0 | K: 0 | S: 3 | LOB: 3 | BB: 3 | P: 15 | R: 1 | H: 1 | E: 0 | K: 0 | S: 4 | LOB: 1 | BB: 1 | P: 8 | R: 1 | H: 2 | E: 0 | K: 1 | S: 6 | LOB: 1 | BB: 1 | P: 10 | R: 0 | H: 0 | E: 0 | K: 0 | S: 3 | LOB: 0 | BB: 0 | P: 3 | 1B: 3 | SF: 0 | 2B: 1 | SAC: 0 | 3B: 0 | DP: 0 | HR: 2 | HBP: 0 | WP: 0 | PA: 37 |
|--------------|------|------|------|------|------|--------|-------|------|------|------|------|------|------|--------|-------|------|------|------|------|------|------|--------|-------|------|------|------|------|------|------|--------|-------|------|------|------|------|------|------|--------|-------|------|------|------|------|------|------|--------|-------|-------|------|------|------|------|------|--------|-------|------|------|------|------|------|------|--------|-------|-------|------|------|------|------|------|--------|-------|------|-------|-------|-------|--------|-------|-------|-------|--------|-------|--------|
|--------------|------|------|------|------|------|--------|-------|------|------|------|------|------|------|--------|-------|------|------|------|------|------|------|--------|-------|------|------|------|------|------|------|--------|-------|------|------|------|------|------|------|--------|-------|------|------|------|------|------|------|--------|-------|-------|------|------|------|------|------|--------|-------|------|------|------|------|------|------|--------|-------|-------|------|------|------|------|------|--------|-------|------|-------|-------|-------|--------|-------|-------|-------|--------|-------|--------|

| PITCHER                              | IP  | WLS | BF | H | R | ER | SO | BB | IBB | HBP | BLK | WP | HR | S  | P  | ERA   | WHIP  |
|--------------------------------------|-----|-----|----|---|---|----|----|----|-----|-----|-----|----|----|----|----|-------|-------|
| Kurt Kepshire, R<br>ERA: 4.72 (1, 1) | 6.2 | W   | 28 | 4 | 2 | 2  | 5  | 4  | 0   | 0   | 0   | 0  | 2  | 34 | 50 | 2.70  | 1.200 |
| Bill Campbell, R<br>ERA: 4.22 (7, 1) | 0.2 |     | 4  | 2 | 1 | 1  | 0  | 1  | 0   | 0   | 0   | 0  | 0  | 3  | 7  | 13.50 | 4.500 |
| Jeff Lahti, R<br>ERA: 3.12 (8, 1)    | 1.2 | S   | 5  | 0 | 0 | 0  | 1  | 0  | 0   | 0   | 0   | 0  | 0  | 7  | 7  | 0.00  | 0.000 |

**BOTTOM**

**St. Louis Cardinals @ Philadelphia Phillies**  
**Veterans Stadium, Philadelphia, PA**  
 Thu Jun 27 1985, 3:33 AM EDT  
 Att. 22,691 - Unknown

[livebaseballscores.com](http://livebaseballscores.com)

|            |           |
|------------|-----------|
| <b>AB</b>  | <b>32</b> |
| <b>R</b>   | <b>3</b>  |
| <b>H</b>   | <b>6</b>  |
| <b>RBI</b> | <b>3</b>  |
| <b>BB</b>  | <b>5</b>  |
| <b>SO</b>  | <b>6</b>  |
| <b>LOB</b> | <b>10</b> |





| Batter   | 1   | 2   | 3   | 4   | 5   | 6   | 7   | 8   | 9   | AB R H RBI BB SO LOB   | TOP  |                |   |
|--|---|---|---|---|---|---|---|---|---|--|--|----------------|---|
| Juan Samuel, R (1, 4)<br>OBP: 0.293, SLG: 0.405    | 0-0<br>4-3<br>2B  |   | 0-0<br>S<br>1B  |   |   | 0-0<br>G5-4-3<br>1B   |   | 0-0<br>G5-4-3<br>1-2f   |   | 4 0 3 0 0 0 1  |  |                |   |
| Rick Schu, R (1, 5)<br>OBP: 0.313, SLG: 0.346      | 0-3<br>K  |   | 0-0<br>F5<br>1-2  |   |   | 0-0<br>G5-4-3<br>1-2f   |   |   | 0-3<br>K  | 4 0 0 0 0 2 3  |  |                |   |
| Greg Gross, L (1, 7)<br>OBP: 0.363, SLG: 0.310     | 0-0<br>4-3<br>2-3   |   |   | 0-0<br>4-3  |   | 0-0<br>5-3  |   |   | 0-0<br>6-3  | 4 0 0 0 0 0 1  |  |                |   |
| Mike Schmidt, R (1, 3)<br>OBP: 0.321, SLG: 0.409   | 0-0<br>F8   |   |   | 0-0<br>HR   |   |   | 0-3<br>K  |   | 0-0<br>1B<br>2B   | 4 2 2 1 0 1 1  |  |                |   |
| Glenn Wilson, R (1, 9)<br>OBP: 0.300, SLG: 0.458   |   | 0-0<br>F9   |   | 0-0<br>6-3  |   | 0-0<br>5-3  |   |   | 0-0<br>1B<br>2-H  | 4 0 1 1 0 0 0  |  |                |   |
| Bo Diaz, R (1, 2)<br>OBP: 0.200, SLG: 0.229        |   | 0-0<br>1-3  |   | 0-0<br>F8   |   | 0-0<br>1-3  |   |   | 0-0<br>4-3  | 4 0 0 0 0 0 1  |  |                |   |
| Garry Maddox, R (1, 8)<br>OBP: 0.310, SLG: 0.356   |   | 0-0<br>G3   |   |   | 0-0<br>5-3  |   |   | 0-0<br>1B<br>4-3  |   | 3 1 1 0 0 0 0  |  |                |   |
| Derrel Thomas, S (1, 6)<br>OBP: 0.265, SLG: 0.267  |   |   | 0-0<br>4-3  |   | 0-0<br>3-1  |   |   | 0-0<br>4-3<br>1-2   |   | 3 0 0 0 0 0 1  |  |                |   |
| Charles Hudson, S (1, 1)<br>OBP: 0.158, SLG: 0.158 |   |   | 0-0<br>4-3  |   | 0-0<br>4-3  |   |   | 0-0<br>1B<br>G5-4-3<br>2-H                                      |   | 2 0 0 0 0 0 0  |  |                |   |
| Von Hayes, L (8, PH)<br>OBP: 0.365, SLG: 0.408     |   |   |   |   |   |   |   |   |   | 1 0 1 1 0 0 0  |  |                |   |
| Larry Andersen, R (8, 1)                           |   |   |   |   |   |   |   |   |   | 0 0 0 0 0 0 0  |  |                |   |
| <b>Inning Stats</b>                                | R: 0<br>E: 0<br>K: 1<br>S: 6<br>H: 1<br>LOB: 1<br>BB: 0<br>P: 6 | R: 0<br>E: 0<br>K: 0<br>S: 3<br>H: 0<br>LOB: 0<br>BB: 0<br>P: 3 | R: 0<br>E: 0<br>K: 0<br>S: 4<br>H: 1<br>LOB: 1<br>BB: 0<br>P: 4 | R: 1<br>E: 0<br>K: 0<br>S: 4<br>H: 1<br>LOB: 0<br>BB: 0<br>P: 4 | R: 0<br>E: 0<br>K: 0<br>S: 3<br>H: 0<br>LOB: 0<br>BB: 0<br>P: 3 | R: 0<br>E: 0<br>K: 0<br>S: 3<br>H: 1<br>LOB: 0<br>BB: 0<br>P: 3 | R: 0<br>E: 0<br>K: 1<br>S: 5<br>H: 0<br>LOB: 0<br>BB: 0<br>P: 5 | R: 1<br>E: 0<br>K: 0<br>S: 4<br>H: 2<br>LOB: 0<br>BB: 0<br>P: 4 | R: 1<br>E: 0<br>K: 1<br>S: 7<br>H: 2<br>LOB: 1<br>BB: 0<br>P: 7 | 1B: 5<br>2B: 2<br>3B: 0<br>HR: 1<br>SF: 0<br>SAC: 0<br>DP: 2<br>HBP: 0 | WP: 0<br>PB: 0<br>SB: 1<br>CS: 0<br>PA: 33 |                |   |
| <b>PITCHER</b>                                     | IP WLS BF H R ER SO BB IBB HBP BLK WP HR S P ERA WHIP           |   |   |   |   |   |   |   |   |  |  | <b>PITCHER</b> | IP WLS BF H R ER SO BB IBB HBP BLK WP HR S P ERA WHIP |
| Bryn Smith, R (1, 1)<br>ERA: 3.11                  | 8.2 W 32 8 3 3 3 0 0 0 0 0 1 38 38 3.12 0.923                   |   |   |   |   |   |   |   |   |  |  |                |   |
| Tim Burke, R (9, 1)<br>ERA: 1.81                   | 0.1 S 1 0 0 0 0 0 0 0 0 0 0 0 1 1 0.00 0.000                    |   |   |   |   |   |   |   |   |  |  |                |   |

Philadelphia Phillies @ Montreal Expos  
Olympic Stadium, Montreal, QB  
Fri Jun 28 1985, 7:05 PM EDT  
Att: 15,031 - Unknown

|     |    |
|-----|----|
| AB  | 33 |
| R   | 3  |
| H   | 8  |
| RBI | 3  |
| BB  | 0  |
| SO  | 3  |
| LOB | 8  |



|       |        |
|-------|--------|
| WP: 0 | PA: 33 |
| PB: 0 |        |
| SB: 1 |        |
| CS: 0 |        |

livebaseballscores.com

**BOTTOM**

**Philadelphia Phillies @ Montreal Expos**  
 Olympic Stadium, Montreal, QB

Fri Jun 28 1985, 7:05 PM EDT  
 Att. 15,031 - Unknown

|            |           |
|------------|-----------|
| <b>AB</b>  | <b>35</b> |
| <b>R</b>   | <b>5</b>  |
| <b>H</b>   | <b>11</b> |
| <b>RBI</b> | <b>5</b>  |
| <b>BB</b>  | <b>2</b>  |
| <b>SO</b>  | <b>6</b>  |
| <b>LOB</b> | <b>15</b> |



|       |        |
|-------|--------|
| WP: 1 | PA: 37 |
| PB: 0 | SB: 1  |
| CS: 0 |        |

| AB | R | H | RBI | BB | SO | LOB |
|----|---|---|-----|----|----|-----|
| 4  | 1 | 2 | 0   | 0  | 0  | 0   |
| 1  | 0 | 0 | 0   | 0  | 0  | 0   |
| 4  | 0 | 3 | 1   | 0  | 0  | 0   |
| 4  | 1 | 1 | 0   | 0  | 0  | 4   |
| 3  | 0 | 0 | 0   | 1  | 1  | 3   |
| 4  | 1 | 2 | 1   | 0  | 0  | 2   |
| 3  | 0 | 1 | 0   | 1  | 0  | 0   |
| 4  | 0 | 0 | 1   | 0  | 0  | 4   |
| 4  | 2 | 2 | 2   | 0  | 1  | 1   |
| 4  | 0 | 0 | 0   | 0  | 4  | 1   |
| 0  | 0 | 0 | 0   | 0  | 0  | 0   |

|       |        |
|-------|--------|
| 1B: 5 | SF: 0  |
| 2B: 3 | SAC: 0 |
| 3B: 1 | DP: 0  |
| HR: 2 | HBP: 0 |

| WP | HR | S | P | ERA  | WHIP  |
|----|----|---|---|------|-------|
| 1  | 1  | 1 | 1 | 9.00 | 1.000 |

| Batter  | 1   | 2   | 3   | 4   | 5  | 6   | 7   | 8   | 9 |
|---|---|---|---|---|--|---|---|---|---|
| <b>Tim Raines, S</b> (1, 7) x<br>OBP: 0.364, SLG: 0.433<br><b>Miguel Dilone, S</b> (7, 7)<br>OBP: 0.253, SLG: 0.250 | 0-0<br>FC4-6 1B<br>1B   |   | 0-0<br>G3<br>1B                                     |   | 0-0<br>6-3<br>1B                                     | 0-0<br>3B<br>1B   |   | 0-0<br>G3<br>1B                                     |   |
| <b>Mitch Webster, S</b> (1, 8) x<br>OBP: 0.357, SLG: 0.643  | 0-0<br>FC4-6<br>1-2<br>1B   |   | 0-0<br>2B   |   | 0-0<br>F7<br>1B                                      | 0-0<br>1-H<br>3B  |   |   |   |
| <b>Vance Law, R</b> (1, 5) x<br>OBP: 0.344, SLG: 0.370  | 0-0<br>F9<br>1B   |   | 0-0<br>5-3<br>2B                                    |   | 0-0<br>WP<br>2B                                      | 0-0<br>L5<br>2B   |   |   |   |
| <b>Dan Driessen, L</b> (1, 3) x<br>OBP: 0.325, SLG: 0.391   | 0-0<br>FC4-6<br>1-2f<br>2-3<br>1B   |   | 0-0<br>F9<br>1B                                     |   | 4-0<br>2B<br>2-3<br>BB                               |   | 0-3<br>K<br>1B                                      |   |   |
| <b>Hubie Brooks, R</b> (1, 6) x<br>OBP: 0.309, SLG: 0.386   | 0-0<br>G3<br>1B   |   |   | 0-0<br>1B<br>FC4-6<br>1B                            | 0-0<br>1-3<br>3-H<br>2B                              |   | 0-0<br>F8<br>1B                                     |   |   |
| <b>Terry Francona, L</b> (1, 9) x<br>OBP: 0.298, SLG: 0.318   |   | 0-0<br>F7<br>1B                                     |   | 0-0<br>FC4-6<br>1-3<br>1B                           | 4-0<br>IBB   |   | 0-0<br>4-3<br>1B                                    |   |   |
| <b>Al Newman, S</b> (1, 4) x<br>OBP: 0.298, SLG: 0.318  |   | 0-0<br>F8<br>1B                                     |   | 0-0<br>FC4-6<br>1-2f<br>3-H<br>1B                   | 0-0<br>F9<br>1B                                      |   | 0-0<br>4-3<br>1B                                    |   |   |
| <b>Mike Fitzgerald, R</b> (1, 2) x<br>OBP: 0.306, SLG: 0.257  |   | 0-0<br>HR<br>1B                                     |   | 0-3<br>K<br>1-2<br>1B                               |  | 0-0<br>F8<br>1B   |   | 0-0<br>HR<br>1B                                     |   |
| <b>Bryn Smith, R</b> (1, 1) x<br>OBP: 0.222, SLG: 0.229<br><b>Tim Burke, R</b> (9, 1) x<br>OBP: 0.333, SLG: 0.333   |   | 0-3<br>K<br>1B                                      |   | 0-3<br>K<br>1B                                      |  | 0-3<br>K<br>1B  |   | 0-3<br>K<br>1B                                      |   |
| <b>Inning Stats</b>   | R: 0 H: 2<br>E: 0 LOB: 2<br>K: 0 BB: 0<br>S: 5 P: 5   | R: 1 H: 1<br>E: 0 LOB: 0<br>K: 1 BB: 0<br>S: 6 P: 6 | R: 0 H: 1<br>E: 0 LOB: 1<br>K: 0 BB: 0<br>S: 4 P: 4 | R: 1 H: 2<br>E: 0 LOB: 1<br>K: 2 BB: 0<br>S: 9 P: 9 | R: 1 H: 2<br>E: 0 LOB: 3<br>K: 0 BB: 2<br>S: 5 P: 13 | R: 1 H: 2<br>E: 0 LOB: 1<br>K: 1 BB: 0<br>S: 7 P: 7   | R: 0 H: 0<br>E: 0 LOB: 0<br>K: 1 BB: 0<br>S: 5 P: 5 | R: 1 H: 1<br>E: 0 LOB: 0<br>K: 1 BB: 0<br>S: 6 P: 6 |   |
| <b>PITCHER</b><br><b>Charles Hudson, R</b> (1, 1)<br>ERA: 3.58<br><b>Larry Andersen, R</b> (8, 1)<br>ERA: 3.6       | IP: 7.0 WLS: L BF: 33 H: 10 R: 4 ER: 4 SO: 5 BB: 1 IBB: 1 HBP: 0 BLK: 0 WP: 1 HR: 1 S: 41 P: 49 ERA: 5.14 WHIP: 1.571 |   |   |   |  | <b>PITCHER</b><br>IP: 1.0 WLS: L BF: 4 H: 1 R: 1 ER: 1 SO: 1 BB: 0 IBB: 0 HBP: 0 BLK: 0 WP: 0 HR: 1 S: 6 P: 6 ERA: 9.00 WHIP: 1.000 |   |   |   |

livebaseballscorecards.com



| Batter   | 1   | 2                               | 3                            | 4                               | 5                            | 6                               | 7                             | 8                               | 9                            | AB R H RBI BB SO LOB            | TOP                          |                                  |                              |                                  |                              |                                 |                              |                                 |                                  |                                    |                                  |        |
|--|---|---------------------------------|------------------------------|---------------------------------|------------------------------|---------------------------------|-------------------------------|---------------------------------|------------------------------|---------------------------------|------------------------------|----------------------------------|------------------------------|----------------------------------|------------------------------|---------------------------------|------------------------------|---------------------------------|----------------------------------|------------------------------------|----------------------------------|--------|
| Juan Samuel, R (1, 4)<br>OBP: 0.295, SLG: 0.408  | 0-0<br>2B<br>1B                                       |                                 | 0-0<br>1B<br>2B              |                                 | 0-0<br>5-3                   | 0-0<br>F7                       |                               | 0-0<br>F7                       |                              | 5 1 2 0 0 0 2                   |                              |                                  |                              |                                  |                              |                                 |                              |                                 |                                  |                                    |                                  |        |
| Rick Schu, R (1, 5)<br>OBP: 0.316, SLG: 0.336    | 0-0<br>F9   |                                 | 0-0<br>B5-3                  |                                 | 4-0<br>CS<br>BB              |                                 | 4-0<br>BB<br>1B<br>BB         |                                 | 0-0<br>F8                    | 3 1 0 0 2 0 2                   |                              |                                  |                              |                                  |                              |                                 |                              |                                 |                                  |                                    |                                  |        |
| Mike Schmidt, R (1, 3)<br>OBP: 0.326, SLG: 0.415 | 0-0<br>1-3<br>2B<br>2B                                |                                 | 0-0<br>2-3<br>1B             |                                 | 0-0<br>F3                    |                                 | 4-0<br>1-2<br>1B<br>SF7<br>BB |                                 | 0-0<br>F9                    | 4 2 2 0 1 0 1                   |                              |                                  |                              |                                  |                              |                                 |                              |                                 |                                  |                                    |                                  |        |
| Glenn Wilson, R (1, 9)<br>OBP: 0.298, SLG: 0.451 | 0-0<br>5-3  |                                 | 0-3<br>K                     |                                 | 0-0<br>CS<br>1-2             | 4-0<br>1B<br>4-3<br>BB          | 0-3<br>K                      |                                 | 0-0<br>F8                    | 4 1 0 0 1 2 6                   |                              |                                  |                              |                                  |                              |                                 |                              |                                 |                                  |                                    |                                  |        |
| Ozzie Virgil, R (1, 2)<br>OBP: 0.356, SLG: 0.480 | 4-0<br>2B<br>BB                                       |                                 | 0-0<br>F9                    |                                 |                              | 0-0<br>F8                       |                               | 0-0<br>1-3<br>2-H<br>1B         |                              | 3 0 1 1 1 0 3                   |                              |                                  |                              |                                  |                              |                                 |                              |                                 |                                  |                                    |                                  |        |
| Garry Maddox, R (1, 8)<br>OBP: 0.325, SLG: 0.383 | 0-0<br>1-H<br>2-H<br>3-H<br>2B                        |                                 |                              | 0-0<br>S<br>6-3<br>1B           |                              | 0-0<br>1-3<br>1B<br>1B          | 0-0<br>SF7                    |                                 |                              | 3 1 3 3 0 0 0                   |                              |                                  |                              |                                  |                              |                                 |                              |                                 |                                  |                                    |                                  |        |
| John Russell, R (1, 7)<br>OBP: 0.303, SLG: 0.281 |   | 0-0<br>F6                       |                              | 0-0<br>6-3                      |                              | 0-0<br>4-3                      | 0-0<br>F3                     |                                 |                              | 4 0 0 1 0 0 3                   |                              |                                  |                              |                                  |                              |                                 |                              |                                 |                                  |                                    |                                  |        |
| Greg Gross, L (7, 7)<br>OBP: 0.363, SLG: 0.310   |   |                                 |                              | 1-2                             |                              | 1-2<br>3-H                      |                               |                                 |                              | 0 0 0 0 0 0 0                   |                              |                                  |                              |                                  |                              |                                 |                              |                                 |                                  |                                    |                                  |        |
| Steve Jeltz, S (1, 6)<br>OBP: 0.255, SLG: 0.196  |   | 0-0<br>6-3                      |                              | 0-3<br>K                        |                              | 4-0<br>1B<br>IBB                |                               | 0-0<br>F7                       |                              | 3 0 0 0 1 1 1                   |                              |                                  |                              |                                  |                              |                                 |                              |                                 |                                  |                                    |                                  |        |
| Kevin Gross, R (1, 1)<br>OBP: 0.222, SLG: 0.192  |   |                                 | 0-0<br>F3                    |                                 | 0-0<br>6-3                   |                                 | 0-0<br>1-3<br>2-H<br>1B       |                                 | 0-0<br>F7                    | 4 0 1 1 0 0 1                   |                              |                                  |                              |                                  |                              |                                 |                              |                                 |                                  |                                    |                                  |        |
| <b>Inning Stats</b>                              | R: 2<br>E: 0<br>K: 0<br>S: 5                          | H: 3<br>LOB: 2<br>BB: 1<br>P: 9 | R: 0<br>E: 0<br>K: 0<br>S: 3 | H: 0<br>LOB: 0<br>BB: 0<br>P: 3 | R: 0<br>E: 0<br>K: 1<br>S: 7 | H: 2<br>LOB: 2<br>BB: 0<br>P: 7 | R: 0<br>E: 0<br>K: 1<br>S: 6  | H: 1<br>LOB: 1<br>BB: 0<br>P: 6 | R: 0<br>E: 0<br>K: 0<br>S: 2 | H: 0<br>LOB: 0<br>BB: 1<br>P: 6 | R: 2<br>E: 0<br>K: 0<br>S: 5 | H: 2<br>LOB: 2<br>BB: 2<br>P: 13 | R: 2<br>E: 0<br>K: 1<br>S: 6 | H: 1<br>LOB: 1<br>BB: 2<br>P: 14 | R: 0<br>E: 0<br>K: 0<br>S: 3 | H: 0<br>LOB: 0<br>BB: 0<br>P: 3 | R: 0<br>E: 0<br>K: 0<br>S: 3 | H: 0<br>LOB: 0<br>BB: 0<br>P: 3 | 1B: 6<br>2B: 3<br>3B: 0<br>HR: 0 | SF: 1<br>SAC: 0<br>DP: 0<br>HBP: 0 | WP: 0<br>PB: 0<br>SB: 1<br>CS: 1 | PA: 41 |
| <b>PITCHER</b>                                   | IP WLS BF H R ER SO BB IBB HBP BLK WP HR S P ERA WHIP |                                 |                              |                                 |                              |                                 |                               |                                 |                              |                                 |                              |                                  |                              |                                  |                              |                                 |                              |                                 |                                  |                                    |                                  |        |
| Mickey Mahler, L (1, 1)<br>ERA: 2.38             | 5.0 L 21 6 2 2 2 2 2 0 0 0 0 0 0 23 31 3.60 1.600     |                                 |                              |                                 |                              |                                 |                               |                                 |                              |                                 |                              |                                  |                              |                                  |                              |                                 |                              |                                 |                                  |                                    |                                  |        |
| Rick Grapenthin, R (6, 1)<br>ERA: 14.14          | 1.0 9 2 4 4 0 3 1 0 0 0 0 0 5 21 36.00 5.000          |                                 |                              |                                 |                              |                                 |                               |                                 |                              |                                 |                              |                                  |                              |                                  |                              |                                 |                              |                                 |                                  |                                    |                                  |        |
| Gary Lucas, L (7, 1)<br>ERA: 2.45                | 3.0 10 1 0 0 0 1 0 0 0 0 0 0 12 12 0.00 0.333         |                                 |                              |                                 |                              |                                 |                               |                                 |                              |                                 |                              |                                  |                              |                                  |                              |                                 |                              |                                 |                                  |                                    |                                  |        |

Philadelphia Phillies @ Montreal Expos  
Olympic Stadium, Montreal, QB  
Sat Jun 29 1985, 3:33 AM EDT  
Att. 22,813 - Unknown

livebaseballscorecards.com

|     |    |
|-----|----|
| AB  | 33 |
| R   | 6  |
| H   | 9  |
| RBI | 6  |
| BB  | 6  |
| SO  | 3  |
| LOB | 19 |



| Batter  | 1           | 2          | 3         | 4          | 5                     | 6          | 7         | 8         | 9          | AB | R | H | RBI | BB | SO | LOB |
|---|-------------|------------|-----------|------------|-----------------------|------------|-----------|-----------|------------|----|---|---|-----|----|----|-----|
| Miguel Dilone, S<br>OBP: 0.241, SLG: 0.238<br>(1, 7)  | 0-0<br>6-3  |            | 0-3<br>K  |            | 0-0<br>6-3            |            |           | 0-0<br>F7 |            | 4  | 0 | 0 | 0   | 0  | 1  | 1   |
| Mitch Webster, S<br>OBP: 0.278, SLG: 0.500<br>(1, 8)  | 0-0<br>B1-3 |            |           | 0-0<br>F8  |                       | 0-0<br>F4  |           | 0-0<br>F9 |            | 4  | 0 | 0 | 0   | 0  | 0  | 0   |
| Vance Law, R<br>OBP: 0.342, SLG: 0.365<br>(1, 5)<br>(7, 4)  | 0-0<br>F7   |            |           | 4-0<br>BB  |                       | 0-3<br>K   |           | 0-0<br>F8 |            | 3  | 0 | 0 | 0   | 1  | 1  | 0   |
| Dan Driessen, L<br>OBP: 0.324, SLG: 0.393<br>(1, 3)   |             | 0-0<br>F9  |           | 0-3<br>K   |                       | 0-0<br>2B  |           | 0-0<br>F7 |            | 4  | 0 | 1 | 0   | 0  | 1  | 1   |
| Hubie Brooks, R<br>OBP: 0.306, SLG: 0.382<br>(1, 6)   |             | 0-3<br>K   |           | 0-0<br>4-3 |                       | 0-0<br>5-3 |           | 0-0<br>F8 |            | 3  | 0 | 0 | 0   | 0  | 1  | 2   |
| Terry Francona, L<br>OBP: 0.296, SLG: 0.308<br>(1, 9)   |             | 1-0<br>HBP |           |            | 0-0<br>F8             |            | 0-0<br>F8 |           | 0-0<br>4-3 | 3  | 0 | 0 | 0   | 0  | 0  | 0   |
| Al Newman, S<br>OBP: 0.125, SLG: 0.125<br>(1, 4)<br>(7, 6)  |             | 0-0<br>4-3 |           |            | 0-0<br>5-3<br>E<br>1B |            | 0-3<br>K  |           |            | 3  | 1 | 1 | 0   | 0  | 1  | 1   |
| Mike Fitzgerald, R<br>OBP: 0.306, SLG: 0.276<br>(1, 2)  |             |            | 0-0<br>F9 |            | 0-0<br>5-3            |            | 0-0<br>HR |           |            | 3  | 1 | 1 | 1   | 0  | 0  | 1   |
| Mickey Mahler, S<br>OBP: 0.182, SLG: 0.182<br>(5, PH)<br>Andre Dawson, R<br>OBP: 0.265, SLG: 0.437<br>(5, PR)<br>Joe Hesketh, R<br>OBP: 0.192, SLG: 0.160<br>(6, 1)<br>Rick Grapenthin, R<br>OBP: 1.000, SLG: 1.000<br>(7, 1)<br>Gary Lucas, L<br>(7, 5)<br>Skeeter Barnes, R<br>OBP: 0.184, SLG: 0.154<br>(9, PH)<br>Tim Raines, S<br>OBP: 0.363, SLG: 0.431 |             |            | 0-0<br>F8 |            | 0-0<br>E8<br>1B       |            | 0-0<br>F9 |           |            | 1  | 0 | 0 | 0   | 0  | 0  | 0   |

| Inning Stats | R: 0 | H: 0   | R: 0 | H: 0   | R: 0 | H: 0   | R: 1 | H: 2   | R: 0 | H: 1   | R: 1 | H: 1   | R: 0 | H: 0   | R: 0 | H: 0   | R: 0 | H: 0   | 1B: 2 | SF: 0  | WP: 0 | PA: 33 |
|--------------|------|--------|------|--------|------|--------|------|--------|------|--------|------|--------|------|--------|------|--------|------|--------|-------|--------|-------|--------|
|              | E: 0 | LOB: 0 | E: 0 | LOB: 1 | E: 0 | LOB: 1 | E: 1 | LOB: 1 | E: 0 | LOB: 1 | E: 0 | LOB: 0 | E: 0 | LOB: 0 | E: 0 | LOB: 0 | E: 0 | LOB: 0 | 2B: 1 | SAC: 0 | PB: 0 |        |
|              | K: 0 | BB: 0  | K: 1 | BB: 0  | K: 1 | BB: 1  | K: 0 | BB: 0  | K: 1 | BB: 0  | K: 1 | BB: 0  | K: 0 | BB: 0  | K: 0 | BB: 0  | K: 0 | BB: 0  | 3B: 0 | DP: 0  | SB: 0 |        |
|              | S: 3 | P: 3   | S: 5 | P: 6   | S: 5 | P: 9   | S: 5 | P: 5   | S: 6 | P: 6   | S: 6 | P: 6   | S: 3 | P: 3   | S: 3 | P: 3   | S: 3 | P: 3   | HR: 1 | HBP: 1 | CS: 0 |        |

| PITCHER                              | IP  | WLS | BF | H | R | ER | SO | BB | IBB | HBP | BLK | WP | HR | S  | P  | ERA  | WHIP  | PITCHER | IP | WLS | BF | H | R | ER | SO | BB | IBB | HBP | BLK | WP | HR | S | P | ERA | WHIP |  |
|--------------------------------------|-----|-----|----|---|---|----|----|----|-----|-----|-----|----|----|----|----|------|-------|---------|----|-----|----|---|---|----|----|----|-----|-----|-----|----|----|---|---|-----|------|--|
| Kevin Gross, R<br>ERA: 3.2<br>(1, 1) | 9.0 | W   | 33 | 4 | 2 | 2  | 5  | 1  | 0   | 1   | 0   | 0  | 1  | 41 | 46 | 2.00 | 0.556 |         |    |     |    |   |   |    |    |    |     |     |     |    |    |   |   |     |      |  |

BOTTOM

Philadelphia Phillies @ Montreal Expos  
Olympic Stadium, Montreal, QB  
Sat Jun 29 1985, 3:33 AM EDT  
Att. 22,813 - Unknown

livebaseballscorecards.com

|     |    |
|-----|----|
| AB  | 31 |
| R   | 2  |
| H   | 4  |
| RBI | 2  |
| BB  | 1  |
| SO  | 5  |
| LOB | 6  |





| Batter  | 1   | 2                               | 3                            | 4                               | 5                            | 6                               | 7                            | 8                               | 9                            | AB R H RBI BB SO LOB                            | TOP                          |                                 |                              |                                 |                              |                                 |                              |                                  |                                  |                                    |                                  |        |  |  |  |  |  |  |
|---|---|---------------------------------|------------------------------|---------------------------------|------------------------------|---------------------------------|------------------------------|---------------------------------|------------------------------|---|------------------------------|---------------------------------|------------------------------|---------------------------------|------------------------------|---------------------------------|------------------------------|----------------------------------|----------------------------------|------------------------------------|----------------------------------|--------|--|--|--|--|--|--|
| Juan Samuel, R (1, 4)<br>OBP: 0.293, SLG: 0.408   | 0-0<br>5-3  | 0-0<br>F9                       |                              |                                 | 0-0<br>F7                    |                                 |                              | 0-0<br>2B                       | 0-3<br>K                     | 5 0 1 0 0 1 4                                   |                              |                                 |                              |                                 |                              |                                 |                              |                                  |                                  |                                    |                                  |        |  |  |  |  |  |  |
| Rick Schu, R (1, 5)<br>OBP: 0.308, SLG: 0.327<br>Von Hayes, L (8, PH)<br>OBP: 0.363, SLG: 0.406<br>Kent Tekulve, R (8, 1)   | 0-0<br>6-3  |                                 | 0-0<br>F8                    |                                 | 0-3<br>K                     |                                 |                              | 0-0<br>F7                       |                              | 3 0 0 0 0 1 0<br>1 0 0 0 0 0 1<br>0 0 0 0 0 0 0 |                              |                                 |                              |                                 |                              |                                 |                              |                                  |                                  |                                    |                                  |        |  |  |  |  |  |  |
| Mike Schmidt, R (1, 3)<br>OBP: 0.325, SLG: 0.412 (9, 5)   | 0-0<br>1B   |                                 | 0-0<br>6-3                   |                                 |                              | 0-3<br>K                        |                              | 0-3<br>K                        |                              | 4 0 1 0 0 2 1                                   |                              |                                 |                              |                                 |                              |                                 |                              |                                  |                                  |                                    |                                  |        |  |  |  |  |  |  |
| Glenn Wilson, R (1, 9)<br>OBP: 0.297, SLG: 0.448  | 0-3<br>K  |                                 | 0-0<br>6-3                   |                                 | 0-0<br>F7                    |                                 |                              |                                 | 0-0<br>1B<br>1B              | 4 1 1 0 0 1 1                                   |                              |                                 |                              |                                 |                              |                                 |                              |                                  |                                  |                                    |                                  |        |  |  |  |  |  |  |
| Ozzie Virgil, R (1, 2)<br>OBP: 0.354, SLG: 0.475  |   | 0-0<br>FC4-6<br>1B              |                              | 0-0<br>5-3                      |                              | 0-3<br>K                        |                              |                                 | 0-0<br>F7                    | 4 0 1 0 0 1 1                                   |                              |                                 |                              |                                 |                              |                                 |                              |                                  |                                  |                                    |                                  |        |  |  |  |  |  |  |
| Garry Maddox, R (1, 8)<br>OBP: 0.331, SLG: 0.387  |   | 0-0<br>FC4-6<br>1B              |                              | 0-0<br>6-3                      |                              |                                 | 0-0<br>G5-4-3<br>1B          |                                 | 0-0<br>1B<br>1B              | 4 1 2 0 0 0 1                                   |                              |                                 |                              |                                 |                              |                                 |                              |                                  |                                  |                                    |                                  |        |  |  |  |  |  |  |
| John Russell, R (1, 7)<br>OBP: 0.304, SLG: 0.284<br>Greg Gross, L (9, PH)<br>OBP: 0.369, SLG: 0.310 (9, 7)  |   | 0-0<br>F8                       |                              | 0-0<br>1B                       |                              |                                 | 0-0<br>G5-4-3<br>1-2f        |                                 | 4-0<br>1B<br>1B<br>IBB       | 3 0 1 0 0 0 2<br>0 1 0 0 1 0 0                  |                              |                                 |                              |                                 |                              |                                 |                              |                                  |                                  |                                    |                                  |        |  |  |  |  |  |  |
| Steve Jeltz, S (1, 6)<br>OBP: 0.256, SLG: 0.193<br>Tim Corcoran, L (9, PH)<br>OBP: 0.324, SLG: 0.293 (9, 3)   |   | 4-0<br>1B<br>BB                 |                              | 0-3<br>K                        |                              |                                 | 0-3<br>K                     |                                 | 0-0<br>1B<br>1B              | 2 0 0 0 1 2 1<br>1 0 1 1 0 0 0                  |                              |                                 |                              |                                 |                              |                                 |                              |                                  |                                  |                                    |                                  |        |  |  |  |  |  |  |
| Jerry Koosman, R (1, 1)<br>OBP: 0.111, SLG: 0.111<br>Luis Aguayo, R (8, PH)<br>OBP: 0.349, SLG: 0.391 (8, 5)<br>Derrel Thomas, S (9, PH)<br>OBP: 0.286, SLG: 0.290 (9, 6) |   | 0-0<br>1B                       |                              | 0-0<br>F4                       |                              |                                 |                              | 0-0<br>F9                       | 0-0<br>1B                    | 2 0 1 1 0 0 0<br>1 0 0 0 0 0 0<br>1 0 1 1 0 0 0 |                              |                                 |                              |                                 |                              |                                 |                              |                                  |                                  |                                    |                                  |        |  |  |  |  |  |  |
| <b>Inning Stats</b>   | R: 0<br>E: 0<br>K: 1<br>S: 6                          | H: 1<br>LOB: 1<br>BB: 0<br>P: 6 | R: 1<br>E: 0<br>K: 0<br>S: 5 | H: 2<br>LOB: 2<br>BB: 1<br>P: 9 | R: 0<br>E: 0<br>K: 0<br>S: 3 | H: 0<br>LOB: 0<br>BB: 0<br>P: 3 | R: 0<br>E: 0<br>K: 1<br>S: 6 | H: 1<br>LOB: 1<br>BB: 0<br>P: 6 | R: 0<br>E: 0<br>K: 1<br>S: 5 | H: 0<br>LOB: 0<br>BB: 0<br>P: 5                 | R: 0<br>E: 0<br>K: 2<br>S: 7 | H: 0<br>LOB: 0<br>BB: 0<br>P: 7 | R: 0<br>E: 0<br>K: 1<br>S: 5 | H: 1<br>LOB: 0<br>BB: 0<br>P: 5 | R: 0<br>E: 0<br>K: 1<br>S: 6 | H: 1<br>LOB: 1<br>BB: 0<br>P: 6 | R: 2<br>E: 0<br>K: 1<br>S: 8 | H: 4<br>LOB: 2<br>BB: 1<br>P: 12 | 1B: 9<br>2B: 1<br>3B: 0<br>HR: 0 | SF: 0<br>SAC: 0<br>DP: 1<br>HBP: 0 | WP: 0<br>PB: 0<br>SB: 0<br>CS: 0 | PA: 37 |  |  |  |  |  |  |
| <b>PITCHER</b>  | IP WLS BF H R ER SO BB IBB HBP BLK WP HR S P ERA WHIP |                                 |                              |                                 |                              |                                 |                              |                                 |                              |   |                              |                                 |                              |                                 |                              |                                 |                              |                                  |                                  |                                    |                                  |        |  |  |  |  |  |  |
| Joe Hesketh, L (1, 1)<br>ERA: 2.12  | 7.1   |                                 | 28                           | 6                               | 1                            | 1                               | 6                            | 1                               | 0                            | 0   | 0                            | 0                               | 0                            | 0                               | 39                           | 43                              | 1.23                         | 0.955                            |                                  |                                    |                                  |        |  |  |  |  |  |  |
| Tim Burke, R (8, 1)<br>ERA: 1.79  | 0.2   |                                 | 2                            | 0                               | 0                            | 0                               | 1                            | 0                               | 0                            | 0   | 0                            | 0                               | 0                            | 4                               | 4                            | 0.00                            | 0.000                        |                                  |                                  |                                    |                                  |        |  |  |  |  |  |  |
| Jeff Reardon, R (9, 1)<br>ERA: 2.23   | 0.1   | L                               | 5                            | 3                               | 2                            | 2                               | 0                            | 0                               | 1                            | 0   | 0                            | 0                               | 0                            | 4                               | 8                            | 54.00                           | 9.000                        |                                  |                                  |                                    |                                  |        |  |  |  |  |  |  |
| Randy St. Claire, R (9, 1)<br>ERA: 2.7  | 0.2   |                                 | 2                            | 1                               | 0                            | 0                               | 1                            | 0                               | 0                            | 0   | 0                            | 0                               | 0                            | 4                               | 4                            | 0.00                            | 1.500                        |                                  |                                  |                                    |                                  |        |  |  |  |  |  |  |

Philadelphia Phillies @ Montreal Expos  
Olympic Stadium, Montreal, QB  
Sun Jun 30 1985, 3:33 AM EDT  
Att: 35,085 - Unknown

|     |    |
|-----|----|
| AB  | 35 |
| R   | 3  |
| H   | 10 |
| RBI | 3  |
| BB  | 2  |
| SO  | 8  |
| LOB | 12 |



| Batter  | 1         | 2           | 3          | 4 | 5             | 6         | 7 | 8          | 9 | AB | R | H | RBI | BB | SO | LOB |
|---|-----------|-------------|------------|---|---------------|-----------|---|------------|---|----|---|---|-----|----|----|-----|
| Mitch Webster, S (1, 8)<br>OBP: 0.318, SLG: 0.619   | 0-0<br>HR |             | 4-0<br>BB  |   |               | 0-0<br>F3 |   | 0-0<br>F8  |   | 3  | 1 | 1 | 1   | 1  | 0  | 0   |
| Vance Law, R (1, 4)<br>OBP: 0.345, SLG: 0.364   | 0-0<br>G3 |             | 0-0<br>F6  |   |               | 4-0<br>BB |   | 0-0<br>1B  |   | 3  | 0 | 1 | 0   | 1  | 0  | 1   |
| Jim Wohlford, R (1, 9)<br>Terry Francona, L (8, PH) (9, 9)<br>OBP: 0.255, SLG: 0.247<br>OBP: 0.293, SLG: 0.304  | 0-0<br>F9 |             |            |   | 0-0<br>F8     |           |   | 0-0<br>6-3 |   | 3  | 0 | 0 | 0   | 0  | 0  | 1   |
| Hubie Brooks, R (1, 6)<br>OBP: 0.312, SLG: 0.391  | 0-0<br>F9 |             |            |   | 0-0<br>1B     |           |   | 0-0<br>1B  |   | 4  | 1 | 3 | 0   | 0  | 0  | 0   |
| Tim Wallach, R (1, 5)<br>OBP: 0.328, SLG: 0.437   |           | 0-3<br>K2-3 |            |   | 0-0<br>G4-6-3 |           |   | 0-0<br>SF9 |   | 3  | 0 | 0 | 1   | 0  | 1  | 2   |
| Dan Driessen, L (1, 3)<br>OBP: 0.323, SLG: 0.390  |           | 0-0<br>F6   |            |   | 0-0<br>1B     |           |   | 0-0<br>F9  |   | 4  | 0 | 1 | 0   | 0  | 0  | 0   |
| Skeeter Barnes, R (1, 7)<br>OBP: 0.188, SLG: 0.250  |           | 0-0<br>F8   |            |   | 0-3<br>K      |           |   | 0-0<br>2B  |   | 3  | 0 | 1 | 0   | 0  | 1  | 1   |
| Steve Nicosia, R (1, 2)<br>OBP: 0.238, SLG: 0.184   |           |             | 0-0<br>5-3 |   | 0-0<br>F5     |           |   | 0-0<br>F9  |   | 3  | 0 | 0 | 0   | 0  | 0  | 2   |
| Joe Hesketh, R (1, 1)<br>Tim Burke, R (8, 1)<br>Tim Raines, S (8, PH)<br>Jeff Reardon, R (9, 1)<br>Randy St. Claire, R (9, 1)<br>OBP: 0.179, SLG: 0.148<br>OBP: 0.333, SLG: 0.333<br>OBP: 0.362, SLG: 0.430<br>OBP: 0.250, SLG: 0.250<br>OBP: 0.500, SLG: 0.333 |           |             | 0-3<br>K   |   | 0-3<br>K      |           |   | 0-0<br>5-3 |   | 2  | 0 | 0 | 0   | 0  | 2  | 1   |

| Inning Stats | R: 1 | H: 1 | E: 0 | K: 0 | S: 4 | R: 0 | H: 0 | E: 0 | K: 1 | S: 5 | R: 0 | H: 0 | E: 0 | K: 1 | S: 5 | R: 0 | H: 1 | E: 0 | K: 0 | S: 3 | R: 0 | H: 1 | E: 0 | K: 2 | S: 8 | R: 0 | H: 0 | E: 0 | K: 0 | S: 2 | R: 1 | H: 2 | E: 0 | K: 0 | S: 5 | R: 0 | H: 1 | E: 0 | K: 0 | S: 3 | R: 0 | H: 1 | E: 0 | K: 0 | S: 4 | 1B: 4 | SF: 1 | 2B: 2 | 3B: 0 | HR: 1 | WP: 0 | PA: 33 |
|--------------|------|------|------|------|------|------|------|------|------|------|------|------|------|------|------|------|------|------|------|------|------|------|------|------|------|------|------|------|------|------|------|------|------|------|------|------|------|------|------|------|------|------|------|------|------|-------|-------|-------|-------|-------|-------|--------|
|--------------|------|------|------|------|------|------|------|------|------|------|------|------|------|------|------|------|------|------|------|------|------|------|------|------|------|------|------|------|------|------|------|------|------|------|------|------|------|------|------|------|------|------|------|------|------|-------|-------|-------|-------|-------|-------|--------|

| PITCHER                              | IP  | WLS | BF | H | R | ER | SO | BB | IBB | HBP | BLK | WP | HR | S  | P  | ERA  | WHIP  |
|--------------------------------------|-----|-----|----|---|---|----|----|----|-----|-----|-----|----|----|----|----|------|-------|
| Jerry Koosman, L (1, 1)<br>ERA: 2.73 | 7.0 |     | 26 | 5 | 2 | 2  | 4  | 2  | 0   | 0   | 1   | 0  | 1  | 32 | 40 | 2.57 | 1.000 |
| Kent Tekulve, R (8, 1)<br>ERA: 3.11  | 2.0 | W   | 7  | 2 | 0 | 0  | 0  | 0  | 0   | 0   | 0   | 0  | 0  | 7  | 7  | 0.00 | 1.000 |

**BOTTOM**

**Philadelphia Phillies @ Montreal Expos**  
**Olympic Stadium, Montreal, QB**  
 Sun Jun 30 1985, 3:33 AM EDT  
 Att. 35,085 - Unknown

|     |    |
|-----|----|
| AB  | 30 |
| R   | 2  |
| H   | 7  |
| RBI | 2  |
| BB  | 2  |
| SO  | 4  |
| LOB | 9  |



| WP | HR | S | P | ERA | WHIP |
|----|----|---|---|-----|------|
| 0  | 0  | 0 | 0 | 0   | 0    |
| 0  | 0  | 0 | 0 | 0   | 0    |
| 1  | 0  | 0 | 0 | 0   | 0    |
| 0  | 0  | 0 | 0 | 0   | 0    |
| 0  | 0  | 0 | 0 | 0   | 0    |



| Batter   | 1   | 2                               | 3                            | 4                                | 5                            | 6                               | 7                                   | 8                               | 9                            | AB R H RBI BB SO LOB            | TOP                          |                                 |                              |                                 |                              |                                 |                              |                                 |                                  |                                    |                                  |        |
|--|---|---------------------------------|------------------------------|----------------------------------|------------------------------|---------------------------------|-------------------------------------|---------------------------------|------------------------------|---------------------------------|------------------------------|---------------------------------|------------------------------|---------------------------------|------------------------------|---------------------------------|------------------------------|---------------------------------|----------------------------------|------------------------------------|----------------------------------|--------|
| <b>Billy Hatcher, R</b> (1, 8)<br>OBP: 0.389, SLG: 0.576   | 0-0<br>SH1-3<br>E<br>2B                               | 4-0<br>BB                       |                              |                                  | 0-3<br>K                     |                                 | 0-3<br>K                            |                                 | 0-0<br>E<br>S<br>SF8<br>1B   | 4 2 2 0 1 2 0                   |                              |                                 |                              |                                 |                              |                                 |                              |                                 |                                  |                                    |                                  |        |
| <b>23 Ryne Sandberg, R</b> (1, 4)<br>OBP: 0.325, SLG: 0.437  | 0-0<br>SH1-3<br>2-3                                   | 0-0<br>F7                       |                              |                                  | 0-3<br>K                     |                                 | 0-0<br>S<br>1B                      |                                 | 0-0<br>SF8<br>1-H            | 3 0 1 1 0 1 2                   |                              |                                 |                              |                                 |                              |                                 |                              |                                 |                                  |                                    |                                  |        |
| <b>Gary Matthews, R</b> (1, 7)<br>OBP: 0.367, SLG: 0.360<br><b>Gary Woods, R</b> (9, 7)<br>OBP: 0.295, SLG: 0.162      | 0-0<br>FC5<br>WP<br>3-H                               |                                 |                              |                                  | 0-0<br>F8                    |                                 | 0-0<br>6-3                          |                                 | 0-0<br>F4                    | 5 0 0 0 0 0 1<br>0 0 0 0 0 0 0  |                              |                                 |                              |                                 |                              |                                 |                              |                                 |                                  |                                    |                                  |        |
| <b>Davey Lopes, R</b> (1, 9)<br>OBP: 0.422, SLG: 0.444   | 4-0<br>BB<br>2-3                                      |                                 |                              |                                  | 0-0<br>F9                    |                                 | 0-0<br>FC4-6<br>SH1-3<br>1B         |                                 | 0-0<br>6-3                   | 3 1 1 0 1 0 1                   |                              |                                 |                              |                                 |                              |                                 |                              |                                 |                                  |                                    |                                  |        |
| <b>Leon Durham, L</b> (1, 3)<br>OBP: 0.349, SLG: 0.444   | 0-0<br>F4   |                                 |                              |                                  | 0-0<br>F5                    |                                 | 0-0<br>FC4-6<br>1B                  |                                 | 0-0<br>1B                    | 4 0 2 0 0 0 2                   |                              |                                 |                              |                                 |                              |                                 |                              |                                 |                                  |                                    |                                  |        |
| <b>Richie Hebner, L</b> (1, 5)<br>OBP: 0.305, SLG: 0.315<br><b>Ron Cey, R</b> (8, PH)<br>OBP: 0.315, SLG: 0.399 (8, 5) | 0-0<br>1-3  |                                 |                              |                                  | 0-0<br>G3                    |                                 | 0-0<br>FC4-6<br>SH1-3<br>1-2<br>2-3 |                                 | 0-3<br>K                     | 3 0 0 0 0 0 4<br>1 0 0 0 0 1 1  |                              |                                 |                              |                                 |                              |                                 |                              |                                 |                                  |                                    |                                  |        |
| <b>Steve Lake, R</b> (1, 2)<br>OBP: 0.175, SLG: 0.217  |   |                                 |                              |                                  | 0-3<br>K                     |                                 | 0-0<br>SH1-3<br>1-2<br>3-H          |                                 | 0-3<br>K                     | 2 0 0 1 1 2 1                   |                              |                                 |                              |                                 |                              |                                 |                              |                                 |                                  |                                    |                                  |        |
| <b>Larry Bowa, S</b> (1, 6)<br>OBP: 0.239, SLG: 0.225<br><b>Lee Smith, R</b> (8, 1)                                    |   |                                 |                              |                                  | 0-0<br>F3                    |                                 | 0-0<br>BB                           |                                 | 0-0<br>F8                    | 3 0 1 0 1 0 2<br>0 0 0 0 0 0 0  |                              |                                 |                              |                                 |                              |                                 |                              |                                 |                                  |                                    |                                  |        |
| <b>Ray Fontenot, L</b> (1, 1)<br><b>Chris Speier, R</b> (8, 6)<br>OBP: 0.292, SLG: 0.373                               |   |                                 |                              |                                  | 0-0<br>G3                    |                                 | 0-0<br>4-3                          |                                 | 0-3<br>K                     | 3 0 0 0 0 0 4<br>1 0 0 0 0 1 0  |                              |                                 |                              |                                 |                              |                                 |                              |                                 |                                  |                                    |                                  |        |
| <b>Inning Stats</b>  | R: 1<br>E: 1<br>K: 0<br>S: 5                          | H: 1<br>LOB: 2<br>BB: 1<br>P: 9 | R: 0<br>E: 0<br>K: 0<br>S: 3 | H: 0<br>LOB: 2<br>BB: 2<br>P: 11 | R: 0<br>E: 0<br>K: 0<br>S: 3 | H: 0<br>LOB: 0<br>BB: 0<br>P: 3 | R: 0<br>E: 0<br>K: 1<br>S: 6        | H: 1<br>LOB: 1<br>BB: 0<br>P: 6 | R: 0<br>E: 0<br>K: 2<br>S: 7 | H: 0<br>LOB: 0<br>BB: 0<br>P: 7 | R: 1<br>E: 0<br>K: 0<br>S: 5 | H: 2<br>LOB: 2<br>BB: 1<br>P: 9 | R: 0<br>E: 0<br>K: 1<br>S: 6 | H: 1<br>LOB: 1<br>BB: 0<br>P: 6 | R: 0<br>E: 0<br>K: 2<br>S: 8 | H: 1<br>LOB: 1<br>BB: 0<br>P: 8 | R: 1<br>E: 0<br>K: 1<br>S: 6 | H: 1<br>LOB: 0<br>BB: 0<br>P: 6 | 1B: 6<br>2B: 1<br>3B: 0<br>HR: 0 | SF: 1<br>SAC: 2<br>DP: 0<br>HBP: 0 | WP: 1<br>PB: 0<br>SB: 2<br>CS: 0 | PA: 39 |
| <b>PITCHER</b>   | IP WLS BF H R ER SO BB IBB HBP BLK WP HR S P ERA WHIP |                                 |                              |                                  |                              |                                 |                                     |                                 |                              |                                 |                              |                                 |                              |                                 |                              |                                 |                              |                                 |                                  |                                    |                                  |        |
| <b>John Denny, R</b> (1, 1)<br>ERA: 3.83   | 7.0 L 31 5 2 1 4 4 0 0 0 1 0 35 51 1.29 1.286         |                                 |                              |                                  |                              |                                 |                                     |                                 |                              |                                 |                              |                                 |                              |                                 |                              |                                 |                              |                                 |                                  |                                    |                                  |        |
| <b>Don Carman, L</b> (8, 1)<br>ERA: 1.85   | 2.0 8 2 1 0 3 0 0 0 0 0 0 14 14 0.00 1.000            |                                 |                              |                                  |                              |                                 |                                     |                                 |                              |                                 |                              |                                 |                              |                                 |                              |                                 |                              |                                 |                                  |                                    |                                  |        |

**Chicago Cubs @ Philadelphia Phillies**  
**Veterans Stadium, Philadelphia, PA**  
 Mon Jul 01 1985, 7:05 PM EDT  
 Att: 23,091 - Unknown

[livebaseballscorecards.com](http://livebaseballscorecards.com)

|            |    |
|------------|----|
| <b>AB</b>  | 32 |
| <b>R</b>   | 3  |
| <b>H</b>   | 7  |
| <b>RBI</b> | 2  |
| <b>BB</b>  | 4  |
| <b>SO</b>  | 7  |
| <b>LOB</b> | 18 |



| Batter   | 1       | 2                     | 3       | 4            | 5       | 6      | 7              | 8      | 9      | AB R H RBI BB SO LOB |
|--|---------|-----------------------|---------|--------------|---------|--------|----------------|--------|--------|----------------------|
| Juan Samuel, R (1, 4)<br>OBP: 0.289, SLG: 0.401    | 0-3 K   | 0-0 F8                |         | 0-0 F8       |         |        | 0-0 FC5-4      |        | 0-3 K  | 5 0 0 0 0 2 5        |
| Rick Schu, R (1, 5)<br>OBP: 0.306, SLG: 0.325      | 0-0 E5  |                       | 0-0 E6  |              | 0-0 6-3 |        | 0-0 6-3        |        | 4-0 BB | 4 0 1 0 0 0 0        |
| Tim Corcoran, L (9, PH)<br>OBP: 0.328, SLG: 0.293  |         |                       | 6-3 1B  |              |         |        | 6-4 1B         |        | 1-2 BB | 0 0 0 0 1 0 0        |
| Dave Rucker, L (9, PR)<br>OBP: 0.750, SLG: 1.000   |         |                       |         |              |         |        | 1-2 1B         |        |        | 0 0 0 0 0 0 0        |
| Mike Schmidt, R (1, 3)<br>OBP: 0.326, SLG: 0.412   | 0-3 K   |                       | 0-0 6-3 |              | 0-0 F8  |        | 0-0 1-2 2-3 1B |        | 0-3 K  | 5 0 2 0 0 2 3        |
| Glenn Wilson, R (1, 9)<br>OBP: 0.293, SLG: 0.442   | 0-0 6-3 |                       | 0-0 6-3 |              | 0-0 F9  |        | 0-0 6-4        |        |        | 4 0 0 0 0 0 6        |
| Ozzie Virgil, R (1, 2)<br>OBP: 0.352, SLG: 0.468   |         | 4-0 F8 1B<br>FC1-4 BB | 0-3 K   |              | 0-0 5-3 |        |                | 0-3 K  |        | 3 1 0 0 1 2 2        |
| Garry Maddox, R (1, 8)<br>OBP: 0.328, SLG: 0.383   |         | 0-0 FC1-4 1B          | 0-0 5-3 |              | 0-0 4-3 |        |                | 0-3 K  |        | 4 0 1 0 0 1 2        |
| John Russell, R (1, 7)<br>OBP: 0.317, SLG: 0.290   |         | 0-0 F8                |         | 0-0 SH1-3 1B |         | 4-0 BB |                | 0-0 F7 |        | 2 0 1 0 1 0 2        |
| Greg Gross, L (8, PH)<br>OBP: 0.365, SLG: 0.306    |         | 2-3                   |         |              |         |        |                |        |        | 1 0 0 0 0 0 0        |
| Steve Jeltz, S (1, 6)<br>OBP: 0.253, SLG: 0.190    |         | 0-0 FC1-4 1B          |         | 0-0 SH1-3    |         | 0-3 K  |                |        |        | 2 0 0 1 0 1 2        |
| Von Hayes, L (9, PH)<br>OBP: 0.366, SLG: 0.409     |         | 1-2 3-H               |         | 1-2          |         |        |                |        |        | 1 0 1 0 0 0 0        |
| John Denny, R (1, 1)<br>OBP: 0.209, SLG: 0.175     |         | 0-0                   |         | 0-0 1-3      |         |        |                |        |        | 2 0 1 0 0 0 1        |
| Luis Aguayo, R (7, PH)<br>OBP: 0.356, SLG: 0.400   |         |                       |         |              |         |        |                |        |        | 1 0 1 0 0 0 0        |
| Don Carman, L (8, 1)                               |         |                       |         |              |         |        |                |        |        | 0 0 0 0 0 0 0        |
| Derrel Thomas, S (9, PH)<br>OBP: 0.278, SLG: 0.281 |         | 1-2 1B                |         |              |         |        | 0-0 FC5-4 1B   |        |        | 1 0 0 0 0 1 1        |

| Inning Stats | R: 0 | H: 0 | E: 1 | K: 2 | S: 8 | H: 0 | LOB: 1 | BB: 0 | P: 8 | R: 1 | H: 2 | E: 0 | K: 0 | S: 5 | R: 0 | H: 1 | E: 1 | K: 1 | S: 7 | R: 0 | H: 0 | E: 0 | K: 0 | S: 3 | R: 0 | H: 0 | E: 0 | K: 1 | S: 5 | R: 0 | H: 3 | E: 0 | K: 0 | S: 5 | R: 0 | H: 0 | E: 0 | K: 2 | S: 7 | R: 0 | H: 1 | E: 0 | K: 3 | S: 10 | 1B: 8 | 2B: 1 | 3B: 0 | HR: 0 | SF: 0 | SAC: 1 | DP: 1 | HBP: 0 | WP: 0 | PB: 0 | SB: 1 | CS: 0 | PA: 39 |
|--------------|------|------|------|------|------|------|--------|-------|------|------|------|------|------|------|------|------|------|------|------|------|------|------|------|------|------|------|------|------|------|------|------|------|------|------|------|------|------|------|------|------|------|------|------|-------|-------|-------|-------|-------|-------|--------|-------|--------|-------|-------|-------|-------|--------|
|--------------|------|------|------|------|------|------|--------|-------|------|------|------|------|------|------|------|------|------|------|------|------|------|------|------|------|------|------|------|------|------|------|------|------|------|------|------|------|------|------|------|------|------|------|------|-------|-------|-------|-------|-------|-------|--------|-------|--------|-------|-------|-------|-------|--------|

| PITCHER                             | IP  | WLS | BF | H | R | ER | SO | BB | IBB | HBP | BLK | WP | HR | S  | P  | ERA  | WHIP  |
|-------------------------------------|-----|-----|----|---|---|----|----|----|-----|-----|-----|----|----|----|----|------|-------|
| Ray Fontenot, L (1, 1)<br>ERA: 2.84 | 7.0 | W   | 31 | 7 | 1 | 1  | 4  | 2  | 0   | 0   | 0   | 0  | 0  | 37 | 45 | 1.29 | 1.286 |
| Lee Smith, R (8, 1)<br>ERA: 2.47    | 2.0 | S   | 8  | 1 | 0 | 0  | 5  | 1  | 0   | 0   | 0   | 0  | 0  | 17 | 21 | 0.00 | 1.000 |

BOTTOM

Chicago Cubs @ Philadelphia Phillies  
Veterans Stadium, Philadelphia, PA  
Mon Jul 01 1985, 7:05 PM EDT  
Att. 23,091 - Unknown

livebaseballscorecards.com

|     |    |
|-----|----|
| AB  | 35 |
| R   | 1  |
| H   | 8  |
| RBI | 1  |
| BB  | 3  |
| SO  | 9  |
| LOB | 24 |





| Batter   | 1                            | 2                               | 3                            | 4                               | 5                            | 6                               | 7                            | 8                               | 9                            | AB R H RBI BB SO LOB  | TOP                          |                                 |                              |                                 |                              |                                 |                              |                                  |                                  |                                    |                                  |        |    |    |   |   |     |      |  |  |  |  |  |
|--|------------------------------|---------------------------------|------------------------------|---------------------------------|------------------------------|---------------------------------|------------------------------|---------------------------------|------------------------------|---|------------------------------|---------------------------------|------------------------------|---------------------------------|------------------------------|---------------------------------|------------------------------|----------------------------------|----------------------------------|------------------------------------|----------------------------------|--------|----|----|---|---|-----|------|--|--|--|--|--|
| <b>Billy Hatcher, R</b> (1, 8)<br>OBP: 0.341, SLG: 0.500   | 0-0<br>4-3                   |                                 | 0-0<br>5-3                   |                                 | 0-0<br>F3                    |                                 |                              | 0-0<br>6-3                      | 0-0<br>FC6-4                 | 5 0 0 0 0 0 4   |                              |                                 |                              |                                 |                              |                                 |                              |                                  |                                  |                                    |                                  |        |    |    |   |   |     |      |  |  |  |  |  |
| <b>23 Ryne Sandberg, R</b> (1, 4)<br>OBP: 0.324, SLG: 0.434<br><b>Thad Bosley, L</b> (8, 7)<br>OBP: 0.309, SLG: 0.347  | 0-0<br>F8                    |                                 | 0-3<br>K                     |                                 |                              | 0-0<br>BB<br>1B                 |                              | 0-0<br>F4                       |                              | 4 0 1 0 0 1 0<br>0 0 0 0 0 0 0  |                              |                                 |                              |                                 |                              |                                 |                              |                                  |                                  |                                    |                                  |        |    |    |   |   |     |      |  |  |  |  |  |
| <b>Gary Matthews, R</b> (1, 7)<br>OBP: 0.357, SLG: 0.348<br><b>Chico Walker, S</b> (8, 9)<br>OBP: 0.083, SLG: 0.083  | 0-0<br>4-3                   |                                 |                              | 0-3<br>K                        |                              | 0-0<br>F9                       |                              | 0-0<br>6-3                      |                              | 4 0 0 0 0 1 1<br>0 0 0 0 0 0 0  |                              |                                 |                              |                                 |                              |                                 |                              |                                  |                                  |                                    |                                  |        |    |    |   |   |     |      |  |  |  |  |  |
| <b>Keith Moreland, R</b> (1, 9)<br>OBP: 0.385, SLG: 0.428<br><b>Chris Speier, R</b> (8, 4)<br>OBP: 0.298, SLG: 0.378   |                              | 0-0<br>F9                       |                              | 0-0<br>FC5-4<br>1B              |                              | 4-0<br>BB<br>1-2<br>BB          |                              | 0-0<br>1B<br>1B                 |                              | 2 0 1 0 1 0 0<br>1 1 1 0 0 0 0  |                              |                                 |                              |                                 |                              |                                 |                              |                                  |                                  |                                    |                                  |        |    |    |   |   |     |      |  |  |  |  |  |
| <b>Ron Cey, R</b> (1, 5)<br>OBP: 0.318, SLG: 0.401   |                              | 0-0<br>E<br>1B                  |                              | 0-0<br>FC5-4                    |                              | 0-0<br>G5-4-3                   |                              | 0-0<br>1-3<br>1B<br>1B          |                              | 4 0 2 0 0 0 3   |                              |                                 |                              |                                 |                              |                                 |                              |                                  |                                  |                                    |                                  |        |    |    |   |   |     |      |  |  |  |  |  |
| <b>Jody Davis, R</b> (1, 2)<br>OBP: 0.316, SLG: 0.432<br><b>Steve Lake, R</b> (7, 2)<br>OBP: 0.188, SLG: 0.230   |                              | 0-0<br>E4<br>1-2                |                              | 0-3<br>K                        |                              |                                 | 0-0<br>HR                    | 0-0<br>1-3<br>1B                |                              | 3 1 1 1 0 1 2<br>1 0 1 1 0 0 0  |                              |                                 |                              |                                 |                              |                                 |                              |                                  |                                  |                                    |                                  |        |    |    |   |   |     |      |  |  |  |  |  |
| <b>Leon Durham, L</b> (1, 3)<br>OBP: 0.344, SLG: 0.437   |                              | 0-0<br>F6                       |                              | 0-3<br>K                        |                              |                                 | 0-0<br>F5                    | 0-0<br>1-3                      |                              | 4 0 0 0 0 1 4   |                              |                                 |                              |                                 |                              |                                 |                              |                                  |                                  |                                    |                                  |        |    |    |   |   |     |      |  |  |  |  |  |
| <b>Larry Bowa, S</b> (1, 6)<br>OBP: 0.230, SLG: 0.217  |                              | 0-0<br>L1                       |                              | 0-0<br>5-3                      |                              |                                 | 0-0<br>6-3                   | 0-0<br>F4                       |                              | 4 0 0 0 0 0 4   |                              |                                 |                              |                                 |                              |                                 |                              |                                  |                                  |                                    |                                  |        |    |    |   |   |     |      |  |  |  |  |  |
| <b>Rick Sutcliffe, L</b> (1, 1)<br>OBP: 0.237, SLG: 0.278<br><b>Warren Brusstar, R</b> (6, 1)<br><b>Gary Woods, R</b> (7, PH)<br>OBP: 0.289, SLG: 0.158<br><b>Lary Sorensen, R</b> (7, 1)<br><b>Davey Lopes, R</b> (9, PH)<br>OBP: 0.426, SLG: 0.444 |                              |                                 | 0-0<br>F6                    |                                 | 0-0<br>1B                    |                                 | 0-3<br>K                     | 4-0<br>FC6-4<br>BB              |                              | 2 0 1 0 0 0 0<br>0 0 0 0 0 0 0<br>1 0 0 0 0 1 0<br>0 0 0 0 0 0 0<br>0 0 0 0 1 0 0 |                              |                                 |                              |                                 |                              |                                 |                              |                                  |                                  |                                    |                                  |        |    |    |   |   |     |      |  |  |  |  |  |
| <b>Inning Stats</b>  | R: 0<br>E: 0<br>K: 0<br>S: 3 | H: 0<br>LOB: 0<br>BB: 0<br>P: 3 | R: 0<br>E: 1<br>K: 0<br>S: 5 | H: 1<br>LOB: 2<br>BB: 0<br>P: 5 | R: 0<br>E: 0<br>K: 1<br>S: 5 | H: 0<br>LOB: 0<br>BB: 0<br>P: 5 | R: 0<br>E: 0<br>K: 2<br>S: 8 | H: 1<br>LOB: 1<br>BB: 0<br>P: 8 | R: 0<br>E: 0<br>K: 1<br>S: 6 | H: 1<br>LOB: 1<br>BB: 0<br>P: 6   | R: 0<br>E: 0<br>K: 0<br>S: 3 | H: 1<br>LOB: 1<br>BB: 1<br>P: 7 | R: 1<br>E: 0<br>K: 1<br>S: 6 | H: 1<br>LOB: 0<br>BB: 0<br>P: 6 | R: 0<br>E: 0<br>K: 0<br>S: 3 | H: 0<br>LOB: 0<br>BB: 0<br>P: 3 | R: 1<br>E: 0<br>K: 0<br>S: 6 | H: 3<br>LOB: 3<br>BB: 1<br>P: 10 | 1B: 7<br>2B: 0<br>3B: 0<br>HR: 1 | SF: 0<br>SAC: 0<br>DP: 1<br>HBP: 0 | WP: 0<br>PB: 0<br>SB: 0<br>CS: 0 | PA: 37 |    |    |   |   |     |      |  |  |  |  |  |
| <b>PITCHER</b><br><b>Shane Rawley, L</b> (1, 1)<br>ERA: 3.5  | IP<br>9.0                    | WLS<br>W                        | BF<br>37                     | H<br>8                          | R<br>2                       | ER<br>2                         | SO<br>5                      | BB<br>2                         | IBB<br>0                     | HBP<br>0  | BLK<br>0                     | WP<br>0                         | HR<br>1                      | S<br>45                         | P<br>53                      | ERA<br>2.00                     | WHIP<br>1.111                |                                  |                                  |                                    |                                  |        |    |    |   |   |     |      |  |  |  |  |  |
|  |                              |                                 |                              |                                 |                              |                                 |                              |                                 |                              |   | <b>PITCHER</b>               | IP                              | WLS                          | BF                              | H                            | R                               | ER                           | SO                               | BB                               | IBB                                | HBP                              | BLK    | WP | HR | S | P | ERA | WHIP |  |  |  |  |  |

**Chicago Cubs @ Philadelphia Phillies**  
Veterans Stadium, Philadelphia, PA  
Tue Jul 02 1985, 7:05 PM EDT  
Att. 23,005 - Unknown

livebaseballscorecards.com

|     |    |
|-----|----|
| AB  | 35 |
| R   | 2  |
| H   | 8  |
| RBI | 2  |
| BB  | 2  |
| SO  | 5  |
| LOB | 18 |



| Batter  | 1                 | 2         | 3          | 4                       | 5               | 6                  | 7                  | 8                     | 9 | AB | R | H | RBI | BB | SO | LOB |
|---|-------------------|-----------|------------|-------------------------|-----------------|--------------------|--------------------|-----------------------|---|----|---|---|-----|----|----|-----|
| Juan Samuel, R<br>OBP: 0.291, SLG: 0.403<br>Luis Aguayo, R<br>OBP: 0.352, SLG: 0.394<br>(1, 4) (7, PH) (8, 4) | 0-0<br>1B S<br>1B | 0-3<br>K  |            | 0-0<br>BB<br>1B         |                 | 0-0<br>E6<br>3B    | 0-0<br>FC6-4<br>BB |                       |   | 4  | 2 | 2 | 1   | 0  | 1  | 1   |
| Greg Gross, L<br>OBP: 0.376, SLG: 0.337<br>(1, 7)   | 0-0<br>1B<br>HR   | 0-3<br>K  |            | 0-0<br>F6               |                 | 0-0<br>E<br>3B     | 4-0<br>BB          |                       |   | 4  | 2 | 2 | 1   | 1  | 1  | 3   |
| Von Hayes, L<br>OBP: 0.366, SLG: 0.406<br>(1, 8)  | 0-0<br>1B<br>HR   |           | 0-0<br>G3  | 4-0<br>BB               |                 | 0-0<br>E4<br>G3 1B | 0-0<br>F7          |                       |   | 4  | 1 | 1 | 2   | 1  | 0  | 2   |
| Mike Schmidt, R<br>OBP: 0.321, SLG: 0.404<br>Rick Schu, R<br>OBP: 0.306, SLG: 0.325<br>(1, 5) (9, 5)          | 0-3<br>K          |           | 0-3<br>K   | 0-3<br>K                |                 | 0-0<br>F8          |                    | 0-0<br>6-3            |   | 5  | 0 | 0 | 0   | 0  | 3  | 6   |
| Glenn Wilson, R<br>OBP: 0.298, SLG: 0.454<br>(1, 9)   | 0-0<br>HR         |           | 4-0<br>BB  |                         | 0-0<br>6-3      | 0-0<br>G3<br>1B    |                    | 0-0<br>5-3            |   | 4  | 1 | 2 | 3   | 1  | 0  | 0   |
| Tim Corcoran, L<br>OBP: 0.324, SLG: 0.283<br>(1, 3)   | 0-0<br>F7         |           | 0-0<br>4-3 |                         | 0-3<br>K        | 0-0<br>G3          |                    | 4-0<br>1B<br>3B<br>BB |   | 4  | 1 | 0 | 0   | 1  | 1  | 3   |
| Ozzie Virgil, R<br>OBP: 0.357, SLG: 0.469<br>(1, 2)   | 0-0<br>F9         |           |            | 4-0<br>FC5-4<br>BB      | 0-0<br>HR<br>1B | 0-0<br>F3          |                    | 0-0<br>1B<br>3B       |   | 4  | 2 | 2 | 0   | 1  | 0  | 2   |
| Derrel Thomas, S<br>OBP: 0.282, SLG: 0.371<br>Steve Jeltz, S<br>OBP: 0.256, SLG: 0.208<br>(1, 6) (6, 6)       |                   | 0-3<br>K  |            | 0-0<br>FC5-4<br>S<br>1B | 0-0<br>HR       | 0-0<br>E5<br>FC6-4 |                    | 0-0<br>3B             |   | 3  | 2 | 1 | 2   | 0  | 1  | 1   |
| Shane Rawley, R<br>OBP: 0.179, SLG: 0.080<br>(1, 1)   |                   | 0-0<br>1B |            | 4-0<br>BB<br>1B<br>BB   | 0-3<br>K        |                    | 0-0<br>F2          | 0-0<br>F7             |   | 2  | 0 | 1 | 2   | 0  | 0  | 0   |

| Inning Stats | R: 4 | H: 4 | E: 0 | K: 1 | S: 9 | LOB: 0 | BB: 0 | P: 9 | R: 0 | H: 1 | E: 0 | K: 3 | S: 10 | LOB: 1 | BB: 0 | P: 10 | R: 0 | H: 0 | E: 0 | K: 1 | S: 5 | LOB: 1 | BB: 1 | P: 9 | R: 1 | H: 1 | E: 0 | K: 1 | S: 6 | LOB: 3 | BB: 3 | P: 18 | R: 2 | H: 2 | E: 0 | K: 2 | S: 9 | LOB: 0 | BB: 0 | P: 9 | R: 2 | H: 2 | E: 2 | K: 0 | S: 7 | LOB: 2 | BB: 0 | P: 7 | R: 0 | H: 0 | E: 1 | K: 0 | S: 4 | LOB: 2 | BB: 1 | P: 8 | R: 2 | H: 2 | E: 0 | K: 0 | S: 5 | LOB: 1 | BB: 1 | P: 9 | R: 2 | H: 2 | E: 0 | K: 0 | S: 5 | LOB: 1 | BB: 1 | P: 9 |
|--------------|------|------|------|------|------|--------|-------|------|------|------|------|------|-------|--------|-------|-------|------|------|------|------|------|--------|-------|------|------|------|------|------|------|--------|-------|-------|------|------|------|------|------|--------|-------|------|------|------|------|------|------|--------|-------|------|------|------|------|------|------|--------|-------|------|------|------|------|------|------|--------|-------|------|------|------|------|------|------|--------|-------|------|
|--------------|------|------|------|------|------|--------|-------|------|------|------|------|------|-------|--------|-------|-------|------|------|------|------|------|--------|-------|------|------|------|------|------|------|--------|-------|-------|------|------|------|------|------|--------|-------|------|------|------|------|------|------|--------|-------|------|------|------|------|------|------|--------|-------|------|------|------|------|------|------|--------|-------|------|------|------|------|------|------|--------|-------|------|

| PITCHER                                   | IP  | WLS | BF | H | R | ER | SO | BB | IBB | HBP | BLK | WP | HR | S  | P  | ERA   | WHIP  |
|---|-----|-----|----|---|---|----|----|----|-----|-----|-----|----|----|----|----|-------|-------|
| Rick Sutcliffe, R<br>ERA: 2.54<br>(1, 1)  | 5.0 | L   | 27 | 8 | 7 | 7  | 8  | 4  | 0   | 0   | 0   | 0  | 0  | 39 | 55 | 12.60 | 2.400 |
| Warren Brusstar, R<br>ERA: 4.13<br>(6, 1) | 1.0 |     | 7  | 2 | 2 | 1  | 0  | 0  | 0   | 0   | 0   | 0  | 0  | 7  | 7  | 9.00  | 2.000 |
| Lary Sorensen, R<br>ERA: 4.78<br>(7, 1)   | 2.0 |     | 11 | 2 | 2 | 2  | 0  | 2  | 0   | 0   | 0   | 0  | 0  | 9  | 17 | 9.00  | 2.000 |


**BOTTOM**

**Chicago Cubs @ Philadelphia Phillies**  
Veterans Stadium, Philadelphia, PA

Tue Jul 02 1985, 7:05 PM EDT  
Att. 23,005 - Unknown

|     |    |
|-----|----|
| AB  | 39 |
| R   | 11 |
| H   | 12 |
| RBI | 11 |
| BB  | 6  |
| SO  | 8  |
| LOB | 21 |

livebaseballscores.com



|       |        |
|-------|--------|
| WP: 0 | PA: 45 |
| PB: 0 | SB: 2  |
| CS: 0 |        |



| Batter  | 1  | 2   | 3   | 4   | 5   | 6  | 7   | 8  | 9   | AB R H RBI BB SO LOB  | TOP                                     |   |
|---|--|---|---|---|---|--|---|--|---|---|---|---|
| <b>Billy Hatcher, R</b><br>OBP: 0.370, SLG: 0.535<br>(1, 8) X   | 0-0 F9 ①   |   | 0-0 23 1B<br>CS 1-2                                 |   |   | 0-0 23 2B<br>G1-6-3                                  |   | 0-0 5-3 ① X  | 0-0 23 2B<br>1-2 1B                                 | 5 1 3 0 0 0 0   |   |   |
| <b>23 Ryne Sandberg, R</b><br>OBP: 0.332, SLG: 0.440<br>(1, 4) X  | 0-0 F4 ②   |   | 0-0 FC6-4<br>1-2 2-H 1B                             |   |   | 4-0 G1-6-3<br>BB                                     |   | 4-0 1B SF9 BB ① X                                    | 0-0 1-H 2-H<br>2B                                   | 3 1 2 3 2 0 0   |   |   |
| <b>Davey Lopes, R</b><br>OBP: 0.420, SLG: 0.436<br>(1, 7) S S S<br>(9, 5)   | 0-3 K ③  |   | 0-0 FC6-4 ② ③<br>1-2f 2-3                           |   |   | 0-0 G1-6-3 ② ③<br>1-2f 2-3                           |   | 0-0 SF9 S 1B<br>1-3                                  | 0-3 K ②   | 5 0 1 0 0 2 6   |   |   |
| <b>Keith Moreland, R</b><br>OBP: 0.385, SLG: 0.431<br>(1, 9)  |  | 0-0 1B 2B   |   | 0-0 5-3 ①   |   | 4-0 BB   |   | 0-0 SF9 ② X<br>1-3 3-H                               | 0-0 F5 ③  | 3 0 1 1 1 0 2   |   |   |
| <b>Leon Durham, L</b><br>OBP: 0.346, SLG: 0.435<br>(1, 3)   |  | 0-0 G4-3<br>2-3 1B                                      |   | 0-0 F7 ②  |   | 0-0 F5 ③   |   | 4-0 BB<br>IBB  |   | 3 0 1 0 1 0 2   |   |   |
| <b>Ron Cey, R</b><br>OBP: 0.317, SLG: 0.396<br>(1, 5) S S S   |  | 0-3 K ①   |   | 0-0 F9 ③  |   |  | 0-3 K ① B B B B                                     | 4-0 FC5-4<br>1-2 BB                                  |   | 3 0 0 0 1 2 2   |   |   |
| <b>Jody Davis, R</b><br>OBP: 0.310, SLG: 0.424<br>(1, 2) X  | 0-0 G4-3 ② ③<br>1-2f                                   |   |   |   | 0-3 K ① S S S                                       |  | 0-0 F8 ② X  | 0-0 FC5-4 ③  |   | 4 0 0 0 0 1 5   |   |   |
| <b>Chris Speier, R</b><br>OBP: 0.304, SLG: 0.382<br>(1, 6) (8, 5) (9, 6)  |  |   | 0-0 23 1B<br>1B                                     |   | 0-0 F4 ②  |  | 0-0 1B 1B   |  | 0-0 6-3 ①   | 4 1 2 0 0 0 0   |   |   |
| <b>Dennis Eckerley, R</b><br><b>George Frasier, R</b><br><b>Richie Hebner, L</b><br><b>Warren Brusstar, R</b><br><b>Lee Smith, R</b><br><b>Larry Spivey, S</b><br><b>Thad Bosley, S</b><br><b>Chico Walker, S</b><br><b>Gary Woods, R</b> |  |   | 0-3 K ① S S S                                       |   | 0-0 5-3 ③   |  | 0-0 1B ③  |  | 0-0 23 2B<br>1B                                     | 2 0 0 0 0 0 1 1<br>0 0 0 0 0 0 0 0<br>1 0 0 1 0 0 0 0<br>0 0 0 0 0 0 0 0<br>0 0 0 0 0 0 0 0<br>0 0 0 0 0 0 0 0<br>1 0 0 1 0 0 0 0<br>0 0 1 0 0 0 0 0<br>0 0 0 0 0 0 0 0 |   |   |
| <b>Inning Stats</b>   | R: 0 H: 0<br>E: 0 LOB: 0<br>K: 1 BB: 0<br>S: 5 P: 5    | R: 0 H: 2<br>E: 0 LOB: 1<br>K: 1 BB: 0<br>S: 6 P: 6     | R: 1 H: 3<br>E: 0 LOB: 1<br>K: 1 BB: 0<br>S: 7 P: 7 | R: 0 H: 0<br>E: 0 LOB: 0<br>K: 0 BB: 0<br>S: 3 P: 3 | R: 0 H: 0<br>E: 0 LOB: 0<br>K: 1 BB: 0<br>S: 5 P: 5 | R: 0 H: 1<br>E: 0 LOB: 2<br>K: 0 BB: 2<br>S: 3 P: 11 | R: 0 H: 2<br>E: 0 LOB: 1<br>K: 1 BB: 0<br>S: 6 P: 6 | R: 1 H: 1<br>E: 0 LOB: 3<br>K: 0 BB: 3<br>S: 4 P: 16 | R: 2 H: 3<br>E: 0 LOB: 2<br>K: 1 BB: 0<br>S: 8 P: 8 | 1B: 9 SF: 1<br>2B: 3 SAC: 0<br>3B: 0 DP: 2<br>HR: 0 HBP: 0  | WP: 0 PA: 40<br>PB: 0<br>SB: 1<br>CS: 1 |   |
| <b>PITCHER</b><br><b>Charles Hudson, R</b><br>ERA: 3.39<br><b>Kent Tekulve, R</b><br>ERA: 3.63  | IP WLS BF H R ER SO BB IBB HBP BLK WP HR S P ERA WHIP  | IP WLS BF H R ER SO BB IBB HBP BLK WP HR S P ERA WHIP   |   |   |   |  |   |  |   |   |   | IP WLS BF H R ER SO BB IBB HBP BLK WP HR S P ERA WHIP |
|   | (1, 1) 7.0 0 27 8 1 1 5 2 0 0 0 0 0 0 35 43 1.29 1.429 | (8, 1) 2.0 L 13 4 3 3 1 2 1 0 0 0 0 0 12 24 13.50 3.000 |   |   |   |  |   |  |   |   |   |   |

**Chicago Cubs @ Philadelphia Phillies**  
Veterans Stadium, Philadelphia, PA

livebaseballscorecards.com

|     |    |
|-----|----|
| AB  | 34 |
| R   | 4  |
| H   | 12 |
| RBI | 4  |
| BB  | 5  |
| SO  | 6  |
| LOB | 18 |



Wed Jul 03 1985, 7:05 PM EDT  
Att: 56,092 - Unknown

| Batter   | 1         | 2         | 3         | 4           | 5        | 6              | 7         | 8                | 9        | AB R H RBI BB SO LOB |
|--|-----------|-----------|-----------|-------------|----------|----------------|-----------|------------------|----------|----------------------|
| Juan Samuel, R (1, 4)<br>OBP: 0.293, SLG: 0.402    | 0-3 K ①   |           | 0-0 1B S  |             | 0-0 F7 ① |                | 0-0 F9 ②  |                  | 0-0 1B S | 5 0 2 0 0 1 0        |
| Greg Gross, L (1, 7)<br>OBP: 0.368, SLG: 0.340     | 0-0 2B    |           | 0-0 4-3 ③ |             | 0-0 F6 ② |                | 0-0 4-3 ③ |                  | 0-0 F5 ② | 5 0 1 0 0 0 2        |
| Von Hayes, L (1, 8)<br>OBP: 0.371, SLG: 0.418      | 0-0 5-3 ② |           |           | 0-0 HR      | 4-0 BB S |                |           | 4-0 WP 6-3 1B BB | 0-0 F8 ③ | 3 2 1 1 2 0 2        |
| Mike Schmidt, R (1, 5)<br>OBP: 0.320, SLG: 0.402   | 0-3 K ③   |           |           | 0-0 1B E 1B | 0-3 K ③  |                |           | 0-0 6-3 ①        |          | 4 1 1 0 0 2 3        |
| Glenn Wilson, R (1, 9)<br>OBP: 0.298, SLG: 0.451   |           | 0-0 6-3 ① |           | 0-0 E5 1B   |          | 0-0 G3-6-3 1B  |           | 0-3 K 1B IBB     |          | 4 0 1 0 0 1 2        |
| Tim Corcoran, L (1, 3)<br>OBP: 0.322, SLG: 0.276   |           | 0-0 4-3 ② |           | 0-3 K ①     |          | 0-0 G3-6-3 ① ② |           | 4-0 1B IBB       |          | 3 0 0 0 1 1 3        |
| Ozzie Virgil, R (1, 2)<br>OBP: 0.364, SLG: 0.474   |           | 0-0 F8 ③  |           | 0-0 1B 1B   |          | 0-0 1B         |           | 0-0 1B           |          | 4 0 3 1 0 0 0        |
| Derrel Thomas, S (1, 6)<br>OBP: 0.286, SLG: 0.368  |           |           | 0-0 F5 ①  | 0-0 1B      |          | 0-0 4-3 ③      |           | 0-3 K ③          |          | 3 0 1 1 0 0 1        |
| Steve Jeltz, S (7, 6)<br>OBP: 0.255, SLG: 0.207    |           |           |           | 1-3 3-H 1B  |          |                |           |                  |          | 1 0 0 0 0 1 2        |
| Charles Hudson, S (1, 1)<br>OBP: 0.143, SLG: 0.143 |           |           | 0-0 1-3 ② |             | 0-0 F7 ③ |                | 0-3 K ①   |                  | 0-3 K ①  | 2 0 0 0 0 0 2        |
| Rick Schu, R (7, PH)<br>OBP: 0.304, SLG: 0.322     |           |           |           |             |          |                |           |                  |          | 1 0 0 0 0 1 0        |
| Kent Tekulve, R (8, 1)                             |           |           |           |             |          |                |           |                  |          | 0 0 0 0 0 0 0        |
| Garry Maddox, R (9, PH)<br>OBP: 0.325, SLG: 0.379  |           |           |           |             |          |                |           |                  |          | 1 0 0 0 0 1 0        |

| Inning Stats | R: 0 | H: 1 | E: 0 | K: 2 | S: 8 | LOB: 1 | BB: 0 | P: 8 | R: 0 | H: 0 | E: 0 | K: 0 | S: 3 | LOB: 0 | BB: 0 | P: 3 | R: 2 | H: 4 | E: 1 | K: 1 | S: 9 | LOB: 2 | BB: 0 | P: 9 | R: 0 | H: 0 | E: 0 | K: 1 | S: 5 | LOB: 1 | BB: 1 | P: 9 | R: 0 | H: 2 | E: 0 | K: 0 | S: 4 | LOB: 1 | BB: 0 | P: 4 | R: 0 | H: 0 | E: 0 | K: 1 | S: 5 | LOB: 0 | BB: 0 | P: 5 | R: 1 | H: 1 | E: 0 | K: 2 | S: 8 | LOB: 2 | BB: 2 | P: 16 | R: 0 | H: 1 | E: 0 | K: 1 | S: 6 | LOB: 1 | BB: 0 | P: 6 | 1B: 8 | SF: 0 | 2B: 1 | SAC: 0 | 3B: 0 | DP: 1 | HR: 1 | HBP: 0 | WP: 1 | PA: 39 |
|--------------|------|------|------|------|------|--------|-------|------|------|------|------|------|------|--------|-------|------|------|------|------|------|------|--------|-------|------|------|------|------|------|------|--------|-------|------|------|------|------|------|------|--------|-------|------|------|------|------|------|------|--------|-------|------|------|------|------|------|------|--------|-------|-------|------|------|------|------|------|--------|-------|------|-------|-------|-------|--------|-------|-------|-------|--------|-------|--------|
|--------------|------|------|------|------|------|--------|-------|------|------|------|------|------|------|--------|-------|------|------|------|------|------|------|--------|-------|------|------|------|------|------|------|--------|-------|------|------|------|------|------|------|--------|-------|------|------|------|------|------|------|--------|-------|------|------|------|------|------|------|--------|-------|-------|------|------|------|------|------|--------|-------|------|-------|-------|-------|--------|-------|-------|-------|--------|-------|--------|

| PITCHER                                | IP  | WLS | BF | H | R | ER | SO | BB | IBB | HBP | BLK | WP | HR | S  | P  | ERA  | WHIP  |
|--|-----|-----|----|---|---|----|----|----|-----|-----|-----|----|----|----|----|------|-------|
| Dennis Eckersley, R (1, 1)<br>ERA: 2.9 | 5.0 |     | 22 | 6 | 2 | 1  | 4  | 1  | 0   | 0   | 0   | 0  | 1  | 29 | 33 | 1.80 | 1.400 |
| George Frazier, R (6, 1)<br>ERA: 5.46  | 1.0 |     | 4  | 2 | 0 | 0  | 0  | 0  | 0   | 0   | 0   | 0  | 0  | 4  | 4  | 0.00 | 2.000 |
| Warren Brusstar, R (7, 1)<br>ERA: 4.3  | 1.0 |     | 4  | 0 | 1 | 1  | 1  | 1  | 0   | 0   | 0   | 0  | 0  | 5  | 9  | 9.00 | 1.000 |
| Lee Smith, R (8, 1)<br>ERA: 2.38       | 2.0 | W   | 9  | 2 | 0 | 0  | 3  | 0  | 1   | 0   | 0   | 1  | 0  | 14 | 18 | 0.00 | 1.000 |


**BOTTOM**

**Chicago Cubs @ Philadelphia Phillies**  
Veterans Stadium, Philadelphia, PA

Wed Jul 03 1985, 7:05 PM EDT  
Att. 56,092 - Unknown

livebaseballscorecards.com

|            |           |
|------------|-----------|
| <b>AB</b>  | <b>36</b> |
| <b>R</b>   | <b>3</b>  |
| <b>H</b>   | <b>10</b> |
| <b>RBI</b> | <b>3</b>  |
| <b>BB</b>  | <b>3</b>  |
| <b>SO</b>  | <b>8</b>  |
| <b>LOB</b> | <b>17</b> |





| Batter   | 1  | 2                                | 3                            | 4                               | 5                            | 6                               | 7                            | 8                               | 9                            | AB R H RBI BB SO LOB                            | TOP                          |                                 |                              |                                 |                              |                                 |                              |                                 |                                  |                                    |   |        |
|--|--|----------------------------------|------------------------------|---------------------------------|------------------------------|---------------------------------|------------------------------|---------------------------------|------------------------------|---|------------------------------|---------------------------------|------------------------------|---------------------------------|------------------------------|---------------------------------|------------------------------|---------------------------------|----------------------------------|------------------------------------|---|--------|
| Gary Redus, R<br>OBP: 0.368, SLG: 0.428<br>(1, 7)<br>BBB   | 4-0<br>FC4-6<br>BB   |                                  | x 0-0<br>F7                  |                                 | 0-3<br>K                     |                                 |                              | x 0-0<br>1-3                    |                              | 3 0 0 0 1 1 0                                   |                              |                                 |                              |                                 |                              |                                 |                              |                                 |                                  |                                    |   |        |
| Eddie Milner, L<br>OBP: 0.325, SLG: 0.271<br>Tom Hume, R<br>(8, 1)   | 0-0<br>FC4-6<br>BB<br>1-2f   |                                  | x 0-0<br>F6                  |                                 |                              | 4-0<br>BB<br>4-3                |                              | x 0-0<br>F9                     |                              | 3 0 0 0 1 0 1<br>0 0 0 0 0 0 0                  |                              |                                 |                              |                                 |                              |                                 |                              |                                 |                                  |                                    |   |        |
| Pete Rose, S<br>OBP: 0.405, SLG: 0.345<br>(1, 3)<br>BBB  | 4-0<br>1-2<br>BB   |                                  | x 0-0<br>4-3                 |                                 |                              | x 0-0<br>4-3<br>1-2             |                              | x 0-0<br>4-3                    |                              | 3 0 0 0 1 0 1                                   |                              |                                 |                              |                                 |                              |                                 |                              |                                 |                                  |                                    |   |        |
| Dave Parker, L<br>OBP: 0.366, SLG: 0.529<br>(1, 9)<br>x  | 0-0<br>F6  |                                  |                              | x 0-0<br>SF8<br>3B              |                              | 0-3<br>K                        |                              | 0-3<br>K                        |                              | 4 1 1 0 0 2 2                                   |                              |                                 |                              |                                 |                              |                                 |                              |                                 |                                  |                                    |   |        |
| Wayne Krenchicki, L<br>OBP: 0.392, SLG: 0.443<br>(1, 5)<br>x   | 0-0<br>F9  |                                  |                              | x 0-0<br>F6                     |                              |                                 | x 0-0<br>F9                  |                                 | x 0-0<br>F7                  | 4 0 0 0 0 0 3                                   |                              |                                 |                              |                                 |                              |                                 |                              |                                 |                                  |                                    |   |        |
| Dave Concepcion, R<br>OBP: 0.317, SLG: 0.380<br>(1, 6)<br>x  |  | 0-0<br>6-3                       |                              | x 0-0<br>SF8                    |                              |                                 | x 0-0<br>F7                  |                                 |                              | 2 0 0 1 0 0 0                                   |                              |                                 |                              |                                 |                              |                                 |                              |                                 |                                  |                                    |   |        |
| Ron Oester, S<br>OBP: 0.335, SLG: 0.368<br>(1, 4)<br>x   |  | 0-0<br>3-1                       |                              | 0-3<br>K<br>3-H                 |                              |                                 | x 0-0<br>1B                  |                                 |                              | 3 0 1 0 0 1 0                                   |                              |                                 |                              |                                 |                              |                                 |                              |                                 |                                  |                                    |   |        |
| Dave Vangorder, R<br>OBP: 0.275, SLG: 0.333<br>Duane Walker, L<br>OBP: 0.255, SLG: 0.366<br>Alan Knicely, R<br>OBP: 0.327, SLG: 0.431<br>(7, 2)<br>x |  | 0-0<br>2B                        |                              |                                 | x 0-0<br>F4                  |                                 | x 0-0<br>F8                  |                                 |                              | 2 0 1 0 0 0 0<br>1 0 0 0 0 0 1<br>0 0 0 0 0 0 0 |                              |                                 |                              |                                 |                              |                                 |                              |                                 |                                  |                                    |   |        |
| Mario Soto, R<br>OBP: 0.170, SLG: 0.196<br>Max Venable, L<br>OBP: 0.316, SLG: 0.412<br>(8, PH)<br>(8, 8)<br>x  |  | 0-0<br>4-3                       |                              |                                 | x 0-0<br>1-3                 |                                 |                              | x 0-0<br>F3                     |                              | 2 0 0 0 0 0 1<br>1 0 0 0 0 0 0                  |                              |                                 |                              |                                 |                              |                                 |                              |                                 |                                  |                                    |   |        |
| <b>Inning Stats</b>  | R: 0<br>E: 0<br>K: 0<br>S: 3   | H: 0<br>LOB: 2<br>BB: 2<br>P: 11 | R: 0<br>E: 0<br>K: 0<br>S: 4 | H: 1<br>LOB: 1<br>BB: 0<br>P: 4 | R: 0<br>E: 0<br>K: 0<br>S: 3 | H: 0<br>LOB: 0<br>BB: 0<br>P: 3 | R: 1<br>E: 0<br>K: 1<br>S: 6 | H: 1<br>LOB: 0<br>BB: 0<br>P: 6 | R: 0<br>E: 0<br>K: 1<br>S: 5 | H: 0<br>LOB: 0<br>BB: 0<br>P: 5                 | R: 0<br>E: 0<br>K: 1<br>S: 4 | H: 0<br>LOB: 0<br>BB: 1<br>P: 8 | R: 0<br>E: 0<br>K: 0<br>S: 4 | H: 1<br>LOB: 1<br>BB: 0<br>P: 4 | R: 0<br>E: 0<br>K: 0<br>S: 3 | H: 0<br>LOB: 0<br>BB: 0<br>P: 3 | R: 0<br>E: 0<br>K: 1<br>S: 5 | H: 0<br>LOB: 0<br>BB: 0<br>P: 5 | 1B: 1<br>2B: 1<br>3B: 1<br>HR: 0 | SF: 1<br>SAC: 0<br>DP: 0<br>HBP: 0 | WP: 0<br>PB: 0<br>SB: 0<br>CS: 0  | PA: 32 |
| <b>PITCHER</b><br>Kevin Gross, R<br>ERA: 2.99<br>(1, 1)  | IP: 9.0<br>WLS: W<br>BF: 32<br>H: 3<br>R: 1<br>ER: 1<br>SO: 4<br>BB: 3<br>IBB: 0<br>HBP: 0<br>BLK: 0<br>WP: 0<br>HR: 0<br>S: 37<br>P: 49<br>ERA: 1.00<br>WHIP: 0.667 |                                  |                              |                                 |                              |                                 |                              |                                 |                              |   |                              |                                 |                              |                                 |                              |                                 |                              |                                 |                                  |                                    | <b>PITCHER</b><br>IP: WLS: BF: H: R: ER: SO: BB: IBB: HBP: BLK: WP: HR: S: P: ERA: WHIP |        |

Cincinnati Reds @ Philadelphia Phillies  
Veterans Stadium, Philadelphia, PA  
Thu Jul 04 1985, 3:33 AM EDT  
Att: 21,291 - Unknown

livebaseballscorecards.com

AB 28  
R 1  
H 3  
RBI 1  
BB 3  
SO 4  
LOB 9



| Batter   | 1                     | 2                | 3                   | 4                      | 5          | 6          | 7                  | 8                    | 9 | AB | R | H | RBI | BB | SO | LOB |
|--|-----------------------|------------------|---------------------|------------------------|------------|------------|--------------------|----------------------|---|----|---|---|-----|----|----|-----|
| Juan Samuel, R<br>OBP: 0.292, SLG: 0.410<br>(1, 4)   | 0-0<br>HR             | 0-0<br>F7        |                     | 0-0<br>FC5<br>2-3f     |            |            | 0-3<br>K           |                      |   | 4  | 1 | 1 | 1   | 0  | 1  | 4   |
| Greg Gross, L<br>OBP: 0.373, SLG: 0.340<br>Tim Corcoran, L<br>OBP: 0.322, SLG: 0.276<br>(1, 3)<br>(8, 3)   | 0-0<br>F8             |                  | 0-0<br>F8 6-3<br>1B |                        | 0-3<br>K   |            | 4-0<br>BB          |                      |   | 3  | 0 | 1 | 0   | 1  | 1  | 0   |
| Von Hayes, L<br>OBP: 0.369, SLG: 0.427<br>(1, 7)   | 0-0<br>HR             |                  | 0-0<br>6-3<br>1-2   |                        | 0-0<br>3-1 |            | 0-0<br>4-3         |                      |   | 4  | 1 | 1 | 1   | 0  | 0  | 2   |
| Mike Schmidt, R<br>OBP: 0.319, SLG: 0.399<br>(1, 5)  | 0-0<br>G5-4-3<br>1B   |                  | 0-0<br>F8<br>2-3    |                        | 0-0<br>F3  |            | 0-3<br>K           |                      |   | 4  | 0 | 1 | 0   | 0  | 1  | 1   |
| Glenn Wilson, R<br>OBP: 0.297, SLG: 0.446<br>(1, 9)  | 0-0<br>G5-4-3<br>1-2f |                  | 0-0<br>6-3          |                        | 0-3<br>K   |            | 4-0<br>FC6-4<br>BB |                      |   | 3  | 0 | 0 | 0   | 1  | 1  | 2   |
| Ozzie Virgil, R<br>OBP: 0.370, SLG: 0.491<br>(1, 2)  |                       | 0-0<br>2B<br>1B  |                     | 4-0<br>FC5<br>1B<br>BB |            | 0-0<br>HR  |                    | 0-0<br>F8            |   | 3  | 1 | 2 | 1   | 1  | 0  | 1   |
| Garry Maddox, R<br>OBP: 0.323, SLG: 0.383<br>(1, 8)  |                       | 0-0<br>1-3<br>2B |                     | 0-0<br>F5              |            | 0-0<br>6-3 |                    | 0-0<br>FC6-4<br>1-2f |   | 4  | 0 | 1 | 0   | 0  | 0  | 2   |
| Derrel Thomas, S<br>OBP: 0.289, SLG: 0.366<br>Steve Jeltz, S<br>OBP: 0.255, SLG: 0.207<br>(1, 6)<br>(7, 6) |                       | 0-0<br>6-3       |                     | 0-0<br>1-2<br>1B       |            | 0-0<br>F7  |                    |                      |   | 3  | 0 | 1 | 0   | 0  | 0  | 2   |
| Kevin Gross, R<br>OBP: 0.200, SLG: 0.172<br>(1, 1)   |                       | 0-3<br>K         |                     | 0-3<br>K               |            |            | 0-3<br>K           |                      |   | 0  | 0 | 0 | 0   | 3  | 4  |     |

| Inning Stats | R: 2 | H: 3 | E: 0 | K: 5 | S: 5 | LOB: 0 | BB: 0 | P: 5 | R: 0 | H: 2 | E: 0 | K: 1 | S: 7 | LOB: 2 | BB: 0 | P: 7 | R: 0 | H: 1 | E: 0 | K: 0 | S: 4 | LOB: 1 | BB: 0 | P: 4 | R: 0 | H: 1 | E: 0 | K: 1 | S: 6 | LOB: 2 | BB: 1 | P: 10 | R: 0 | H: 0 | E: 0 | K: 1 | S: 5 | LOB: 0 | BB: 0 | P: 5 | R: 1 | H: 1 | E: 0 | K: 1 | S: 6 | LOB: 0 | BB: 0 | P: 6 | R: 0 | H: 0 | E: 0 | K: 2 | S: 7 | LOB: 1 | BB: 1 | P: 11 | R: 0 | H: 0 | E: 0 | K: 1 | S: 5 | LOB: 1 | BB: 1 | P: 9 |
|--------------|------|------|------|------|------|--------|-------|------|------|------|------|------|------|--------|-------|------|------|------|------|------|------|--------|-------|------|------|------|------|------|------|--------|-------|-------|------|------|------|------|------|--------|-------|------|------|------|------|------|------|--------|-------|------|------|------|------|------|------|--------|-------|-------|------|------|------|------|------|--------|-------|------|
|--------------|------|------|------|------|------|--------|-------|------|------|------|------|------|------|--------|-------|------|------|------|------|------|------|--------|-------|------|------|------|------|------|------|--------|-------|-------|------|------|------|------|------|--------|-------|------|------|------|------|------|------|--------|-------|------|------|------|------|------|------|--------|-------|-------|------|------|------|------|------|--------|-------|------|

| PITCHER                              | IP  | WLS | BF | H | R | ER | SO | BB | IBB | HBP | BLK | WP | HR | S  | P  | ERA  | WHIP  |
|--------------------------------------|-----|-----|----|---|---|----|----|----|-----|-----|-----|----|----|----|----|------|-------|
| Mario Soto, R<br>ERA: 3.23<br>(1, 1) | 7.0 | L   | 30 | 8 | 3 | 3  | 6  | 2  | 0   | 0   | 0   | 0  | 3  | 40 | 48 | 3.86 | 1.429 |
| Tom Hume, R<br>ERA: 3.67<br>(8, 1)   | 1.0 |     | 4  | 0 | 0 | 0  | 1  | 1  | 0   | 0   | 0   | 0  | 0  | 5  | 9  | 0.00 | 1.000 |

**BOTTOM**

**Cincinnati Reds @ Philadelphia Phillies**  
Veterans Stadium, Philadelphia, PA

Thu Jul 04 1985, 3:33 AM EDT  
Att. 21,291 - Unknown

|     |    |
|-----|----|
| AB  | 31 |
| R   | 3  |
| H   | 8  |
| RBI | 3  |
| BB  | 3  |
| SO  | 7  |
| LOB | 18 |

WP: 0 PA: 34  
PB: 0  
SB: 0  
CS: 0



| PITCHER | IP | WLS | BF | H | R | ER | SO | BB | IBB | HBP | BLK | WP | HR | S | P | ERA | WHIP |
|---------|----|-----|----|---|---|----|----|----|-----|-----|-----|----|----|---|---|-----|------|
|---------|----|-----|----|---|---|----|----|----|-----|-----|-----|----|----|---|---|-----|------|





| Batter   | 1      | 2       | 3       | 4      | 5       | 6       | 7            | 8       | 9 |
|--|--------|---------|---------|--------|---------|---------|--------------|---------|---|
| Juan Samuel, R<br>OBP: 0.289, SLG: 0.405 (1, 4)        | 0-0 F9 |         | 0-0 F9  |        |         | 0-0 1-3 | 0-0 5-3      |         |   |
| Rick Schu, R<br>OBP: 0.295, SLG: 0.311 (1, 5)          | 0-0 F7 |         | 0-0 F8  |        |         | 0-0 F9  |              | 0-0 P6  |   |
| Mike Schmidt, R<br>OBP: 0.321, SLG: 0.412 (1, 3)       | 0-0 HR |         |         | 0-0 P4 |         |         | 0-0 2B 1B    | 0-0 5-3 |   |
| Glenn Wilson, R<br>OBP: 0.296, SLG: 0.446 (1, 9)       | 0-0 L6 |         |         | 0-0 F9 |         |         | 0-0 1-H E 2B | 0-3 K   |   |
| Ozzie Virgil, R<br>OBP: 0.366, SLG: 0.484 (1, 2)       |        | 0-3 K   |         | 0-0 F3 |         |         | 0-0 E5 HR    |         |   |
| Garry Maddox, R<br>OBP: 0.323, SLG: 0.390 (1, 8)       |        | 0-0 2B  |         |        | 0-0 F8  |         | 0-0 6-3      |         |   |
| John Russell, R<br>OBP: 0.318, SLG: 0.333 (1, 7)       |        | 0-0 5-3 |         |        | 0-3 K   |         | 0-0 2-H HR   |         |   |
| Don Carman, L (8, 1)                                   |        |         |         |        |         |         |              |         |   |
| Steve Jeltz, S<br>OBP: 0.256, SLG: 0.216 (1, 6)        |        | 0-3 K   |         |        | 0-0 1-3 |         | 0-0 2B       |         |   |
| Jerry Koosman, R<br>OBP: 0.100, SLG: 0.100 (1, 1)      |        |         | 0-0 4-3 |        |         | 0-0 G3  | 0-0 F7       |         |   |
| Larry Andersen, R (7, 1)                               |        |         |         |        |         |         |              |         |   |
| John Wockenfuss, R (7, PH)<br>OBP: 0.316, SLG: 0.133   |        |         |         |        |         |         |              |         |   |
| Greg Gross, L (7, PH)<br>OBP: 0.370, SLG: 0.337 (8, 7) |        |         |         |        |         |         |              |         |   |

| Inning Stats                        | R: 1 | H: 1 | E: 0 | LOB: 0 | K: 0 | P: 4 | R: 0 | H: 1 | E: 0 | LOB: 1 | K: 2 | P: 8 | R: 0 | H: 0 | E: 0 | LOB: 0 | K: 0  | P: 3 | R: 0 | H: 0 | E: 0 | LOB: 0 | K: 1 | P: 5 | R: 0 | H: 0 | E: 0 | LOB: 0 | K: 0 | P: 3 | R: 4 | H: 4 | E: 1 | LOB: 1 | K: 0 | P: 8 | R: 0 | H: 0 | E: 0 | LOB: 0 | K: 1 | P: 5 |
|-------------------------------------|------|------|------|--------|------|------|------|------|------|--------|------|------|------|------|------|--------|-------|------|------|------|------|--------|------|------|------|------|------|--------|------|------|------|------|------|--------|------|------|------|------|------|--------|------|------|
| PITCHER                             | IP   | WLS  | BF   | H      | R    | ER   | SO   | BB   | IBB  | HBP    | BLK  | WP   | HR   | S    | P    | ERA    | WHIP  |      |      |      |      |        |      |      |      |      |      |        |      |      |      |      |      |        |      |      |      |      |      |        |      |      |
| Tom Browning, L (1, 1)<br>ERA: 3.71 | 6.1  | L    | 26   | 6      | 5    | 4    | 3    | 0    | 0    | 0      | 0    | 0    | 0    | 2    | 32   | 5.68   | 0.947 |      |      |      |      |        |      |      |      |      |      |        |      |      |      |      |      |        |      |      |      |      |      |        |      |      |
| Tom Hume, R (7, 1)<br>ERA: 3.53     | 1.2  |      | 5    | 0      | 0    | 0    | 1    | 0    | 0    | 0      | 0    | 0    | 0    | 0    | 7    | 0.00   | 0.000 |      |      |      |      |        |      |      |      |      |      |        |      |      |      |      |      |        |      |      |      |      |      |        |      |      |


**BOTTOM**

**Cincinnati Reds @ Philadelphia Phillies**  
Veterans Stadium, Philadelphia, PA

Fri Jul 05 1985, 7:05 PM EDT  
Att. 25,001 - Unknown

livebaseballscorecards.com

|     |    |
|-----|----|
| AB  | 31 |
| R   | 5  |
| H   | 6  |
| RBI | 4  |
| BB  | 0  |
| SO  | 4  |
| LOB | 5  |



|       |        |
|-------|--------|
| WP: 0 | PA: 31 |
| PB: 0 |        |
| SB: 0 |        |
| CS: 0 |        |



| Batter   | 1   | 2   | 3   | 4   | 5   | 6   | 7   | 8   | 9   | AB R H RBI BB SO LOB  | TOP                                     |  |
|--|---|---|---|---|---|---|---|---|---|---|---|--|
| Juan Samuel, R (1, 4)<br>OBP: 0.297, SLG: 0.406<br>Luis Aguayo, R (8, 4)<br>OBP: 0.352, SLG: 0.394   | 0-0<br>F9<br>S<br>1B                                  |   | 0-0<br>F8   | 0-0<br>F8   |   | 4-0<br>BB   |   | 0-0<br>1B<br>1B                                     |   | 4 1 2 0 1 0 1<br>0 0 0 0 0 0 0                              |   |  |
| Derrel Thomas, S (1, 6)<br>OBP: 0.273, SLG: 0.333<br>Steve Jeltz, S (6, 6)<br>OBP: 0.259, SLG: 0.220 | 0-0<br>F8<br>1-2                                      |   | 0-0<br>3-1  | 0-0<br>CS<br>1-2  | 0-0<br>1B<br>1B                                     | 0-0<br>3-1  |   | 0-0<br>1B<br>1B                                     |   | 4 1 1 0 0 0 2<br>1 0 1 0 0 0 0                              |   |  |
| Von Hayes, L (1, 7)<br>OBP: 0.369, SLG: 0.437  | 0-0<br>F9<br>2-3                                      |   | 0-0<br>1B<br>2B                                     |   | 0-0<br>1B<br>FC5-4<br>1B                            |   | 0-0<br>1B<br>1B                                     | 0-0<br>4-3  |   | 5 3 3 0 0 0 3   |   |  |
| Glenn Wilson, R (1, 9)<br>OBP: 0.299, SLG: 0.442   | 0-0<br>1B<br>3-H                                      |   | 0-0<br>3B<br>1B                                     |   | 0-0<br>1B<br>FC5-4<br>1B                            |   | 0-0<br>F4   |   | 0-0<br>5-3  | 5 1 3 3 0 0 1   |   |  |
| Mike Schmidt, R (1, 3)<br>OBP: 0.319, SLG: 0.414<br>Tim Corcoran, L (6, 3)<br>OBP: 0.327, SLG: 0.283 | 0-0<br>F8   |   | 0-0<br>1B<br>3B                                     |   | 0-0<br>FC5-4<br>1B                                  |   | 0-0<br>1B<br>1B                                     |   | 0-0<br>1B   | 3 1 1 2 0 0 2<br>2 0 2 0 0 0 0                              |   |  |
| Ozzie Virgil, R (1, 2)<br>OBP: 0.371, SLG: 0.482   |   | 0-0<br>4-3  | 0-0<br>1B   |   | 0-0<br>F4   |   | 0-0<br>1B<br>G6-4-3                                 |   | 0-0<br>1B<br>1B                                     | 5 0 3 2 0 0 1   |   |  |
| Garry Maddox, R (1, 8)<br>OBP: 0.319, SLG: 0.383<br>Greg Gross, L (9, 7)<br>OBP: 0.374, SLG: 0.337   |   | 0-0<br>6-3  | 0-0<br>F5   |   | 0-0<br>F3   |   | 0-0<br>G6-4-3                                       |   | 0-0<br>1B   | 5 0 1 0 0 0 4<br>0 0 0 0 0 0 0                              |   |  |
| Rick Schu, R (1, 5)<br>OBP: 0.305, SLG: 0.321  |   | 0-0<br>1B   |   | 0-0<br>CS<br>1B   |   | 0-0<br>F6   |   | 0-0<br>1B<br>4-3                                    | 0-3<br>K  | 5 0 3 0 0 1 2   |   |  |
| Charles Hudson, S (1, 1)<br>OBP: 0.120, SLG: 0.120<br>Don Carman, L (8, 1)<br>Kent Tekulve, R (9, 1) |   | 0-0<br>1-3  |   | 0-3<br>K  |   | 0-0<br>F8   |   | 0-0<br>4-3  |   | 4 0 0 0 0 1 3<br>0 0 0 0 0 0 0<br>0 0 0 0 0 0 0             |   |  |
| <b>Inning Stats</b>  | R: 1 H: 2<br>E: 0 LOB: 1<br>K: 0 BB: 0<br>S: 5 P: 5   | R: 0 H: 1<br>E: 0 LOB: 1<br>K: 0 BB: 0<br>S: 4 P: 4 | R: 3 H: 4<br>E: 0 LOB: 1<br>K: 0 BB: 0<br>S: 7 P: 7 | R: 0 H: 1<br>E: 0 LOB: 0<br>K: 1 BB: 0<br>S: 5 P: 5                     | R: 2 H: 3<br>E: 0 LOB: 1<br>K: 0 BB: 0<br>S: 6 P: 6 | R: 0 H: 0<br>E: 0 LOB: 1<br>K: 0 BB: 1<br>S: 3 P: 7 | R: 1 H: 3<br>E: 0 LOB: 1<br>K: 0 BB: 0<br>S: 5 P: 5 | R: 0 H: 3<br>E: 0 LOB: 2<br>K: 1 BB: 0<br>S: 7 P: 7 | R: 0 H: 3<br>E: 0 LOB: 2<br>K: 1 BB: 0<br>S: 7 P: 7 | 1B: 18 SF: 0<br>2B: 2 SAC: 0<br>3B: 1 DP: 2<br>HR: 0 HBP: 0 | WP: 0 PA: 45<br>PB: 0<br>SB: 1<br>CS: 1 |  |
| <b>PITCHER</b><br>Mark Knudson, R (1, 1)<br>ERA: 9.0<br>Mike Madden, L (8, 1)<br>ERA: 2.25           | IP WLS BF H R ER SO BB IBB HBP BLK WP HR S P ERA WHIP | 7.0 L 34 14 7 7 1 1 0 0 0 0 0 0 35 39 9.00 2.143    | 2.0 10 6 0 0 1 0 0 0 0 0 0 0 12 12 0.00 3.000       | <b>PITCHER</b><br>IP WLS BF H R ER SO BB IBB HBP BLK WP HR S P ERA WHIP |   |   |   |   |   |   |   |  |

Philadelphia Phillies @ Houston Astros  
Astrodome, Houston, TX  
Mon Jul 08 1985, 8:05 PM EDT  
Att. 8,484 - Unknown

livebaseballscorecards.com

AB 43  
R 7  
H 20  
RBI 7  
BB 1  
SO 2  
LOB 19







| Batter   | 1                            | 2                               | 3                            | 4                                      | 5                            | 6                               | 7                            | 8                                | 9                            | AB                              | R                            | H                               | RBI                          | BB                              | SO                           | LOB                             | TOP                          |                                 |                                  |                                    |                                  |        |        |         |         |         |          |          |          |         |         |        |         |             |               |
|--|------------------------------|---------------------------------|------------------------------|--|------------------------------|---------------------------------|------------------------------|----------------------------------|------------------------------|---------------------------------|------------------------------|---------------------------------|------------------------------|---------------------------------|------------------------------|---------------------------------|------------------------------|---------------------------------|----------------------------------|------------------------------------|----------------------------------|--------|--------|---------|---------|---------|----------|----------|----------|---------|---------|--------|---------|-------------|---------------|
| Juan Samuel, R<br>OBP: 0.297, SLG: 0.405<br>(1, 4) X   | 0-0<br>6-3                   |                                 | 0-3<br>K                     | 0-0<br>S<br>1B                         |                              |                                 | 0-0<br>4-3                   |                                  |                              | 4                               | 0                            | 1                               | 2                            | 0                               | 1                            | 0                               |                              |                                 |                                  |                                    |                                  |        |        |         |         |         |          |          |          |         |         |        |         |             |               |
| Rick Schu, R<br>OBP: 0.310, SLG: 0.341<br>(1, 5) X   | 0-0<br>2B                    |                                 |                              | 1-3<br>2-H<br>3-H<br>2B                |                              |                                 | 0-0<br>5-3                   |                                  |                              | 4                               | 1                            | 2                               | 0                            | 0                               | 0                            | 2                               |                              |                                 |                                  |                                    |                                  |        |        |         |         |         |          |          |          |         |         |        |         |             |               |
| Von Hayes, L<br>OBP: 0.368, SLG: 0.438<br>(1, 7) X   | 0-0<br>4-3                   |                                 |                              | 0-0<br>F6<br>2B                        |                              |                                 | 0-3<br>K                     |                                  |                              | 4                               | 0                            | 1                               | 0                            | 0                               | 1                            | 2                               |                              |                                 |                                  |                                    |                                  |        |        |         |         |         |          |          |          |         |         |        |         |             |               |
| Glenn Wilson, R<br>OBP: 0.302, SLG: 0.441<br>(1, 9) X  | 0-0<br>6-3                   |                                 |                              | 0-0<br>1B<br>2-3<br>1B                 |                              |                                 | 0-3<br>K                     |                                  | 4-0<br>BB<br>G5-4-3          | 3                               | 1                            | 1                               | 0                            | 1                               | 1                            | 2                               |                              |                                 |                                  |                                    |                                  |        |        |         |         |         |          |          |          |         |         |        |         |             |               |
| Mike Schmidt, R<br>OBP: 0.318, SLG: 0.411<br>Tim Corcoran, L<br>OBP: 0.327, SLG: 0.283<br>(1, 3)<br>(8, 3)                           |                              | 0-0<br>6-3                      |                              | 0-0<br>1B<br>1-2<br>2B<br>1B           |                              |                                 | 0-0<br>5-3                   |                                  | 0-3<br>K                     | 4                               | 1                            | 1                               | 1                            | 0                               | 1                            | 2                               |                              |                                 |                                  |                                    |                                  |        |        |         |         |         |          |          |          |         |         |        |         |             |               |
| Garry Maddox, R<br>OBP: 0.318, SLG: 0.380<br>(1, 8)  |                              | 0-0<br>F6                       |                              | 0-0<br>3-H<br>2B<br>FC5-2<br>1B        |                              |                                 | 0-0<br>5-3                   |                                  | 0-0<br>G5-4-3<br>1-2f        | 4                               | 0                            | 1                               | 1                            | 0                               | 0                            | 2                               |                              |                                 |                                  |                                    |                                  |        |        |         |         |         |          |          |          |         |         |        |         |             |               |
| Bo Diaz, R<br>OBP: 0.241, SLG: 0.245<br>(1, 2)   |                              | 0-0<br>5-3                      |                              | 0-0<br>FC5-2<br>1B<br>2B<br>1-3<br>2-H |                              |                                 | 4-0<br>BB<br>G6-4-3          |                                  | 0-0<br>F1                    | 3                               | 1                            | 1                               | 1                            | 1                               | 0                            | 0                               |                              |                                 |                                  |                                    |                                  |        |        |         |         |         |          |          |          |         |         |        |         |             |               |
| Luis Aguayo, R<br>OBP: 0.348, SLG: 0.378<br>(1, 6)   |                              |                                 | 0-0<br>6-3                   | 4-0<br>1B<br>FC5-2<br>IBB              |                              |                                 | 0-0<br>G6-4-3<br>1-2f        |                                  | 0-3<br>K                     | 3                               | 1                            | 0                               | 0                            | 1                               | 1                            | 1                               |                              |                                 |                                  |                                    |                                  |        |        |         |         |         |          |          |          |         |         |        |         |             |               |
| Kevin Gross, R<br>OBP: 0.182, SLG: 0.156<br>Don Carman, L<br>OBP: 0.327, SLG: 0.283<br>Kent Tekulve, R<br>(1, 1)<br>(7, 1)<br>(9, 1) |                              |                                 | 0-0<br>6-3                   | 0-0<br>FC5-2<br>1B                     |                              |                                 | 0-3<br>K                     |                                  | 0-0<br>6-3                   | 3                               | 0                            | 0                               | 0                            | 0                               | 1                            | 3                               |                              |                                 |                                  |                                    |                                  |        |        |         |         |         |          |          |          |         |         |        |         |             |               |
| <b>Inning Stats</b>  | R: 0<br>E: 0<br>K: 0<br>S: 4 | H: 1<br>LOB: 1<br>BB: 0<br>P: 4 | R: 0<br>E: 0<br>K: 0<br>S: 3 | H: 0<br>LOB: 0<br>BB: 0<br>P: 3        | R: 0<br>E: 0<br>K: 1<br>S: 5 | H: 0<br>LOB: 0<br>BB: 0<br>P: 5 | R: 5<br>E: 0<br>K: 0<br>S: 9 | H: 6<br>LOB: 2<br>BB: 1<br>P: 13 | R: 0<br>E: 0<br>K: 1<br>S: 6 | H: 1<br>LOB: 1<br>BB: 0<br>P: 6 | R: 0<br>E: 0<br>K: 1<br>S: 4 | H: 0<br>LOB: 0<br>BB: 1<br>P: 8 | R: 0<br>E: 0<br>K: 1<br>S: 5 | H: 0<br>LOB: 0<br>BB: 0<br>P: 5 | R: 0<br>E: 0<br>K: 1<br>S: 4 | H: 0<br>LOB: 0<br>BB: 1<br>P: 8 | R: 0<br>E: 0<br>K: 1<br>S: 5 | H: 0<br>LOB: 0<br>BB: 0<br>P: 5 | 1B: 4<br>2B: 4<br>3B: 0<br>HR: 0 | SF: 0<br>SAC: 0<br>DP: 2<br>HBP: 0 | WP: 0<br>PB: 0<br>SB: 1<br>CS: 0 | PA: 36 |        |         |         |         |          |          |          |         |         |        |         |             |               |
| <b>PITCHER</b><br>Bob Knepper, L<br>ERA: 3.61<br>Frank DiPino, L<br>ERA: 4.02  | IP<br>7.0<br>(1, 1)          | WLS<br>L                        | BF<br>30                     | H<br>8                                 | R<br>5                       | ER<br>5                         | SO<br>4                      | BB<br>1                          | IBB<br>1                     | HBP<br>0                        | BLK<br>0                     | WP<br>0                         | HR<br>0                      | S<br>36                         | P<br>44                      | ERA<br>6.43                     | WHIP<br>1.286                | <b>PITCHER</b>                  | IP<br>2.0<br>(8, 1)              | WLS<br>L                           | BF<br>6                          | H<br>0 | R<br>0 | ER<br>0 | SO<br>2 | BB<br>1 | IBB<br>0 | HBP<br>0 | BLK<br>0 | WP<br>0 | HR<br>0 | S<br>9 | P<br>13 | ERA<br>0.00 | WHIP<br>0.500 |

Philadelphia Phillies @ Houston Astros  
Astrodome, Houston, TX  
Tue Jul 09 1985, 8:05 PM EDT  
Att. 9,606 - Unknown

livebaseballscorecards.com

|     |    |
|-----|----|
| AB  | 33 |
| R   | 5  |
| H   | 8  |
| RBI | 5  |
| BB  | 3  |
| SO  | 6  |
| LOB | 14 |



| Batter  | 1                   | 2          | 3                             | 4                       | 5          | 6                     | 7                     | 8               | 9                                 | AB | R | H | RBI | BB | SO | LOB |
|---|---------------------|------------|-------------------------------|-------------------------|------------|-----------------------|-----------------------|-----------------|-----------------------------------|----|---|---|-----|----|----|-----|
| Bill Doran, S<br>OBP: 0.344, SLG: 0.388 (1, 4)                | 0-0<br>F6           |            | 0-0<br>F8                     |                         | 0-0<br>F5  |                       | 0-0<br>F8             |                 | 0-0<br>F8                         | 5  | 0 | 0 | 0   | 0  | 0  | 5   |
| Ty Gainey, L<br>OBP: 0.258, SLG: 0.179 (1, 8)                 | 4-0<br>G6-3<br>BB   |            |                               | 0-0<br>E5<br>HBP<br>2B  | 0-0<br>4-3 |                       | 0-0<br>BB<br>1B       |                 | 0-0<br>F7                         | 4  | 1 | 1 | 0   | 1  | 0  | 2   |
| Kevin Bass, S<br>OBP: 0.274, SLG: 0.399 (1, 9)<br>(8, 7)      | 0-0<br>G6-3<br>1-2f |            |                               | 1-0<br>2B<br>1-2<br>HBP |            | 0-0<br>1-3            | 0-0<br>F7             |                 | 0-0<br>BB<br>BB<br>1B             | 4  | 0 | 1 | 1   | 0  | 0  | 4   |
| Jose Cruz, L<br>OBP: 0.341, SLG: 0.421 (1, 7)                 |                     | 0-0<br>6-3 |                               | 0-0<br>F2               |            | 0-3<br>K              | 4-0<br>BB<br>BB<br>BB | 4-0<br>BB<br>BB | 4-0<br>BB<br>BB<br>BB<br>BB<br>BB | 3  | 0 | 0 | 1   | 1  | 1  | 2   |
| Frank DiPino, L<br>OBP: 0.333, SLG: 0.333 (8, 1)              |                     |            |                               |                         |            |                       |                       |                 |                                   | 0  | 0 | 0 | 0   | 0  | 0  | 0   |
| Alan Ashby, S<br>OBP: 0.362, SLG: 0.427 (9, PH)               |                     |            |                               |                         |            |                       |                       |                 |                                   | 0  | 0 | 0 | 0   | 0  | 1  | 0   |
| Enos Cabell, R<br>OBP: 0.321, SLG: 0.357 (9, PR)              |                     |            |                               |                         |            |                       |                       |                 |                                   | 0  | 0 | 0 | 0   | 0  | 0  | 0   |
| Denny Walling, L<br>OBP: 0.309, SLG: 0.383 (1, 5)             |                     | 0-0<br>F7  |                               | 0-0<br>BB<br>BB         |            | 4-0<br>E<br>S<br>BB   | 0-0<br>F8             |                 | 4-0<br>BB<br>BB<br>BB<br>BB       | 2  | 0 | 1 | 1   | 1  | 0  | 0   |
| Phil Garner, R<br>OBP: 0.296, SLG: 0.373 (7, PH)<br>(8, 5)    |                     |            |                               | 1-3<br>2-H<br>2B        |            |                       |                       |                 | 1-2<br>2-3<br>BB                  | 1  | 0 | 0 | 0   | 1  | 0  | 3   |
| Mark Bailey, S<br>OBP: 0.376, SLG: 0.401 (1, 2)               |                     | 0-3<br>K   |                               | 0-3<br>K                |            | 4-0<br>BB<br>BB<br>BB |                       | 0-0<br>F8       | 0-0<br>4-3                        | 4  | 0 | 0 | 0   | 1  | 2  | 5   |
| Glenn Davis, R<br>OBP: 0.274, SLG: 0.333 (1, 3)               |                     |            | 0-0<br>FC4-6<br>1B            | 0-3<br>K                |            | 0-0<br>FC6-4<br>BB    |                       | 0-3<br>K        |                                   | 4  | 0 | 1 | 0   | 0  | 2  | 4   |
| Craig Reynolds, L<br>OBP: 0.323, SLG: 0.412 (1, 6)            |                     |            | 0-0<br>FC4-6<br>SH1-4<br>1-2f |                         | 0-0<br>F9  |                       | 0-0<br>BB<br>1B<br>1B |                 | 0-3<br>K                          | 3  | 1 | 1 | 0   | 0  | 0  | 1   |
| Dickie Thon, R<br>OBP: 0.226, SLG: 0.248 (8, PH)<br>(9, 6)    |                     |            |                               |                         |            |                       |                       |                 |                                   | 1  | 0 | 0 | 0   | 0  | 1  | 0   |
| Bob Knepper, L<br>OBP: 0.146, SLG: 0.225 (1, 1)               |                     |            | 0-0<br>SH1-4                  |                         | 0-0<br>1B  |                       | 0-0<br>BB<br>1B<br>1B |                 | 0-0<br>BB<br>1B<br>2B             | 1  | 0 | 1 | 0   | 0  | 0  | 0   |
| Jerry Mumphrey, S<br>OBP: 0.326, SLG: 0.396 (7, PH)<br>(8, 9) |                     |            |                               |                         |            |                       |                       |                 |                                   | 2  | 1 | 2 | 0   | 0  | 0  | 0   |

BOTTOM

Philadelphia Phillies @ Houston Astros

Astrodome, Houston, TX

Tue Jul 09 1985, 8:05 PM EDT  
Att. 9,606 - Unknown

livebaseballscorecards.com

|     |    |
|-----|----|
| AB  | 34 |
| R   | 3  |
| H   | 8  |
| RBI | 3  |
| BB  | 6  |
| SO  | 6  |
| LOB | 26 |



| Inning Stats | R: 0 | H: 0 | E: 0 | K: 0 | S: 2 | R: 0 | H: 0 | E: 0 | K: 1 | S: 5 | R: 0 | H: 1 | E: 0 | K: 0 | S: 4 | R: 1 | H: 1 | E: 1 | K: 2 | S: 9 | R: 0 | H: 1 | E: 0 | K: 0 | S: 4 | R: 0 | H: 0 | E: 0 | K: 1 | S: 5 | R: 1 | H: 3 | E: 0 | K: 0 | S: 6 | R: 0 | H: 0 | E: 0 | K: 2 | S: 7 | R: 1 | H: 2 | E: 0 | K: 0 | S: 5 | R: 0 | H: 0 | E: 0 | K: 2 | S: 7 | R: 1 | H: 2 | E: 0 | K: 0 | S: 5 | 1B: 6 | SF: 0 | 2B: 2 | SAC: 1 | 3B: 0 | DP: 1 | HR: 0 | HBP: 1 | WP: 0 | PA: 42 |
|--------------|------|------|------|------|------|------|------|------|------|------|------|------|------|------|------|------|------|------|------|------|------|------|------|------|------|------|------|------|------|------|------|------|------|------|------|------|------|------|------|------|------|------|------|------|------|------|------|------|------|------|------|------|------|------|------|-------|-------|-------|--------|-------|-------|-------|--------|-------|--------|
|--------------|------|------|------|------|------|------|------|------|------|------|------|------|------|------|------|------|------|------|------|------|------|------|------|------|------|------|------|------|------|------|------|------|------|------|------|------|------|------|------|------|------|------|------|------|------|------|------|------|------|------|------|------|------|------|------|-------|-------|-------|--------|-------|-------|-------|--------|-------|--------|

| PITCHER                             | IP  | WLS | BF | H | R | ER | SO | BB | IBB | HBP | BLK | WP | HR | S  | P  | ERA  | WHIP  |
|-------------------------------------|-----|-----|----|---|---|----|----|----|-----|-----|-----|----|----|----|----|------|-------|
| Kevin Gross, R<br>ERA: 2.88 (1, 1)  | 6.2 | W   | 31 | 6 | 2 | 1  | 4  | 4  | 0   | 0   | 0   | 0  | 0  | 34 | 51 | 1.35 | 1.500 |
| Don Carman, L<br>ERA: 2.58 (7, 1)   | 2.0 |     | 9  | 2 | 1 | 1  | 2  | 1  | 0   | 0   | 0   | 0  | 0  | 12 | 16 | 4.50 | 1.500 |
| Kent Tekulve, R<br>ERA: 3.64 (9, 1) | 0.1 | S   | 2  | 0 | 0 | 0  | 0  | 1  | 0   | 0   | 0   | 0  | 0  | 1  | 5  | 0.00 | 3.000 |



| Batter   | 1   | 2   | 3   | 4   | 5   | 6   | 7  | 8   | 9   | AB R H RBI BB SO LOB  | TOP                                     |
|--|---|---|---|---|---|---|--|---|---|---|---|
| Juan Samuel, R (1, 4)<br>OBP: 0.297, SLG: 0.404<br>Luis Aguayo, R (6, 4)<br>OBP: 0.355, SLG: 0.387   | 0-0<br>CS<br>1B                                       |   | 0-0<br>G6-4-3<br>1-2f                               |   |   | 0-3<br>K  |  |   | 0-0<br>G4-6-3<br>1B                                 | 3 0 1 0 0 1 2<br>1 0 1 0 0 0 0  |   |
| Greg Gross, L (1, 7)<br>OBP: 0.370, SLG: 0.327<br>(7, 9)   | 0-0<br>4-3<br>1-2                                     |   |   | 0-0<br>4-3  |   |   | 4-0<br>FC6-4<br>BB                                   |   | 0-0<br>G4-6-3<br>1-2f                               | 3 0 0 0 1 0 2   |   |
| Von Hayes, L (1, 8)<br>OBP: 0.363, SLG: 0.431  | 0-3<br>K  |   |   | 0-0<br>F9   |   |   | 0-3<br>K   |   | 0-0<br>G3   | 4 0 0 0 0 2 1   |   |
| Glenn Wilson, R (1, 9)<br>OBP: 0.299, SLG: 0.437<br>John Russell, R (7, 7)<br>OBP: 0.314, SLG: 0.329   |   | 0-0<br>F2   |   | 0-3<br>K  |   |   | 0-3<br>K   |   |   | 3 0 0 0 0 2 1<br>0 0 0 0 0 0 0  |   |
| Mike Schmidt, R (1, 3)<br>OBP: 0.316, SLG: 0.408<br>John Wockenfuss, R (6, 3)<br>OBP: 0.325, SLG: 0.156  |   | 0-0<br>6-3  |   |   | 0-0<br>F5   |   | 0-0<br>FC6-4<br>1-2f                                 |   |   | 2 0 0 0 0 0 0<br>1 0 0 0 0 0 1  |   |
| Ozzie Virgil, R (1, 2)<br>OBP: 0.367, SLG: 0.476   |   | 0-3<br>K  |   |   | 0-0<br>F8   |   |  | 0-0<br>F8   |   | 3 0 0 0 0 1 0   |   |
| Derrel Thomas, S (1, 6)<br>OBP: 0.259, SLG: 0.315  |   |   | 0-0<br>F8   |   | 0-0<br>F9   |   |  | 0-0<br>F9   |   | 3 0 0 0 0 0 0   |   |
| Rick Schu, R (1, 5)<br>OBP: 0.318, SLG: 0.355  |   |   | 0-0<br>E<br>2B                                      |   |   | 0-3<br>K  |  | 0-0<br>1B   |   | 3 0 2 0 0 1 0   |   |
| Jerry Koosman, R (1, 1)<br>OBP: 0.100, SLG: 0.100<br>Rocky Childress, R (1, 1)<br>Dave Rucker, L (5, 1)<br>OBP: 0.600, SLG: 0.800<br>Tim Corcoran, L (8, PH)<br>OBP: 0.325, SLG: 0.281<br>Larry Andersen, R (8, 1) |   |   | 0-0<br>E4<br>G6-4-3<br>2-3                          |   |   | 0-0<br>1-3  |  | 0-0<br>F9   |   | 0 0 0 0 0 0 0<br>1 0 0 0 0 0 1<br>1 0 0 0 0 0 0<br>1 0 0 0 0 0 1<br>0 0 0 0 0 0 0 |   |
| <b>Inning Stats</b>  | R: 0 H: 1<br>E: 0 LOB: 0<br>K: 1 BB: 0<br>S: 5 P: 5   | R: 0 H: 0<br>E: 0 LOB: 0<br>K: 1 BB: 0<br>S: 5 P: 5 | R: 0 H: 1<br>E: 1 LOB: 1<br>K: 0 BB: 0<br>S: 4 P: 4 | R: 0 H: 0<br>E: 0 LOB: 0<br>K: 1 BB: 0<br>S: 5 P: 5 | R: 0 H: 0<br>E: 0 LOB: 0<br>K: 0 BB: 0<br>S: 3 P: 3 | R: 0 H: 0<br>E: 0 LOB: 0<br>K: 2 BB: 0<br>S: 7 P: 7 | R: 0 H: 0<br>E: 0 LOB: 1<br>K: 2 BB: 1<br>S: 7 P: 11 | R: 0 H: 1<br>E: 0 LOB: 1<br>K: 0 BB: 0<br>S: 4 P: 4 | R: 0 H: 1<br>E: 0 LOB: 0<br>K: 0 BB: 0<br>S: 3 P: 3 | 1B: 3 SF: 0<br>2B: 1 SAC: 0<br>3B: 0 DP: 2<br>HR: 0 HBP: 0                        | WP: 0 PA: 30<br>PB: 0<br>SB: 0<br>CS: 1 |
| <b>PITCHER</b><br>Mike Scott, R (1, 1)<br>ERA: 2.78  | IP WLS BF H R ER SO BB IBB HBP BLK WP HR S P ERA WHIP |   |   |   |   |   |  |   |   |   |   |
|  | 9.0 W 30 4 0 0 7 1 0 0 0 0 0 0 43 47 0.00 0.556       |   |   |   |   |   |  |   |   |   |   |

Philadelphia Phillies @ Houston Astros  
Astrodome, Houston, TX  
Wed Jul 10 1985, 8:05 PM EDT  
Att. 9,222 - Unknown

livebaseballscorecards.com

|     |    |
|-----|----|
| AB  | 29 |
| R   | 0  |
| H   | 4  |
| RBI | 0  |
| BB  | 1  |
| SO  | 7  |
| LOB | 9  |



| Batter  | 1 | 2 | 3 | 4         | 5                       | 6 | 7           | 8 | 9 | AB | R | H | RBI | BB | SO | LOB |
|---|---|---|---|-----------|-------------------------|---|-------------|---|---|----|---|---|-----|----|----|-----|
| Bill Doran, S<br>OBP: 0.350, SLG: 0.399 (1, 4)  |   |   |   | 4-3       | 3-1<br>2-H<br>3-H<br>1B |   | 1B<br>2B    |   |   | 4  | 1 | 3 | 2   | 1  | 0  | 0   |
| Ty Gailey, L<br>OBP: 0.278, SLG: 0.188 (1, 8)   |   |   |   | K         | 3-1<br>1-2              |   | 4-3<br>1B   |   |   | 4  | 1 | 1 | 0   | 0  | 1  | 4   |
| Phil Gamer, R<br>OBP: 0.294, SLG: 0.367 (1, 5)  |   |   |   | G3        | F9                      |   | 4-3<br>1-2f |   |   | 4  | 1 | 0 | 0   | 1  | 1  | 3   |
| Jose Cruz, L<br>OBP: 0.348, SLG: 0.435 (1, 7)   |   |   |   |           | 1B<br>1B                |   |             |   |   | 3  | 2 | 3 | 3   | 0  | 0  | 0   |
| Chris Jones, L<br>OBP: 0.300, SLG: 0.125 (6, 7) |   |   |   | E8<br>3-1 |                         |   |             |   |   | 1  | 0 | 0 | 0   | 1  | 0  | 0   |
| Kevin Bass, S<br>OBP: 0.277, SLG: 0.397 (1, 9)  |   |   |   | 3-1       | 1B<br>1B                |   |             |   |   | 4  | 2 | 1 | 0   | 1  | 2  | 2   |
| Glenn Davis, R<br>OBP: 0.295, SLG: 0.342 (1, 3) |   |   |   |           | 2B<br>1B                |   |             |   |   | 4  | 1 | 2 | 2   | 0  | 2  | 2   |
| Alan Ashby, S<br>OBP: 0.377, SLG: 0.433 (1, 2)  |   |   |   |           | 2B<br>1B                |   |             |   |   | 3  | 1 | 2 | 1   | 1  | 0  | 2   |
| Dickie Thon, R<br>OBP: 0.227, SLG: 0.254 (1, 6) |   |   |   |           | 1B<br>2B                |   |             |   |   | 5  | 1 | 1 | 1   | 0  | 0  | 7   |
| Mike Scott, R<br>OBP: 0.205, SLG: 0.176 (1, 1)  |   |   |   |           | 1B<br>2B                |   |             |   |   | 4  | 0 | 1 | 1   | 0  | 2  | 2   |

| Inning Stats | R: 5<br>E: 0<br>K: 0<br>S: 7 | H: 4<br>LOB: 3<br>BB: 3<br>P: 20 | R: 0<br>E: 1<br>K: 2<br>S: 8 | H: 1<br>LOB: 1<br>BB: 0<br>P: 8 | R: 0<br>E: 0<br>K: 1<br>S: 5 | H: 1<br>LOB: 0<br>BB: 0<br>P: 5 | R: 0<br>E: 0<br>K: 1<br>S: 5 | H: 0<br>LOB: 0<br>BB: 0<br>P: 5 | R: 5<br>E: 0<br>K: 0<br>S: 9 | H: 6<br>LOB: 1<br>BB: 0<br>P: 9 | R: 0<br>E: 0<br>K: 1<br>S: 5 | H: 0<br>LOB: 2<br>BB: 1<br>P: 10 | R: 0<br>E: 0<br>K: 1<br>S: 6 | H: 2<br>LOB: 1<br>BB: 0<br>P: 6 | R: 0<br>E: 0<br>K: 2<br>S: 7 | H: 0<br>LOB: 2<br>BB: 1<br>P: 12 |
|--------------|------------------------------|----------------------------------|------------------------------|---------------------------------|------------------------------|---------------------------------|------------------------------|---------------------------------|------------------------------|---------------------------------|------------------------------|----------------------------------|------------------------------|---------------------------------|------------------------------|----------------------------------|
|--------------|------------------------------|----------------------------------|------------------------------|---------------------------------|------------------------------|---------------------------------|------------------------------|---------------------------------|------------------------------|---------------------------------|------------------------------|----------------------------------|------------------------------|---------------------------------|------------------------------|----------------------------------|

| PITCHER                                | IP  | WLS | BF | H | R | ER | SO | BB | IBB | HBP | BLK | WP | HR | S  | P  | ERA  | WHIP  |
|--|-----|-----|----|---|---|----|----|----|-----|-----|-----|----|----|----|----|------|-------|
| Jerry Koosman, L<br>ERA: 3.45 (1, 1)   | 0.0 | L   | 6  | 3 | 5 | 5  | 0  | 2  | 0   | 0   | 0   | 1  | 0  | 3  | 12 | ∞    | ∞     |
| Rocky Childress, R<br>ERA: 9.31 (1, 1) | 4.0 |     | 19 | 7 | 4 | 4  | 4  | 1  | 0   | 0   | 0   | 0  | 0  | 26 | 30 | 9.00 | 2.000 |
| Dave Rucker, L<br>ERA: 3.48 (5, 1)     | 3.0 |     | 14 | 4 | 1 | 1  | 2  | 1  | 0   | 1   | 0   | 0  | 0  | 16 | 21 | 3.00 | 1.667 |
| Larry Andersen, R<br>ERA: 3.4 (8, 1)   | 1.0 |     | 5  | 0 | 0 | 0  | 2  | 1  | 0   | 1   | 0   | 0  | 0  | 7  | 12 | 0.00 | 1.000 |

**BOTTOM**

**Philadelphia Phillies @ Houston Astros**  
Astrodome, Houston, TX

Wed Jul 10 1985, 8:05 PM EDT  
Att. 9,222 - Unknown


|     |    |
|-----|----|
| AB  | 36 |
| R   | 10 |
| H   | 14 |
| RBI | 10 |
| BB  | 5  |
| SO  | 8  |
| LOB | 22 |

livebaseballscorecards.com

| 1B | 2B | 3B | HR | SF | SAC | DP | HBP | WP | PA |
|----|----|----|----|----|-----|----|-----|----|----|
| 10 | 4  | 1  | 0  | 0  | 2   | 2  | 3   | 1  | 44 |

| WP | PB | SB | CS | ERA | WHIP |
|----|----|----|----|-----|------|
| 1  | 0  | 0  | 0  |     |      |



| Batter   | 1   | 2                               | 3                            | 4                                | 5                            | 6                               | 7                            | 8                               | 9                            | AB R H RBI BB SO LOB   | TOP   |                                 |                              |                                 |                              |                                 |                              |                                 |                                  |                                    |                                  |        |  |  |  |  |  |  |  |  |  |  |  |  |  |  |
|--|---|---------------------------------|------------------------------|----------------------------------|------------------------------|---------------------------------|------------------------------|---------------------------------|------------------------------|--|---|---------------------------------|------------------------------|---------------------------------|------------------------------|---------------------------------|------------------------------|---------------------------------|----------------------------------|------------------------------------|----------------------------------|--------|--|--|--|--|--|--|--|--|--|--|--|--|--|--|
| Juan Samuel, R<br>OBP: 0.296, SLG: 0.411<br>(1, 4)   | 0-0<br>G1-4-3   |                                 | 0-0<br>HR                    |                                  | 0-3<br>K                     |                                 | 0-3<br>K                     |                                 |                              | 4 1 1 1 0 2 1  |   |                                 |                              |                                 |                              |                                 |                              |                                 |                                  |                                    |                                  |        |  |  |  |  |  |  |  |  |  |  |  |  |  |  |
| Rick Schu, R<br>OBP: 0.313, SLG: 0.350<br>Luis Aguayo, R<br>OBP: 0.358, SLG: 0.390<br>(1, 5)<br>(3, 5)<br>(9, 6)   | 0-3<br>K  |                                 | 0-0<br>F8                    |                                  | 0-0<br>1B                    |                                 |                              | 0-0<br>F8                       |                              | 2 0 0 0 0 1 0<br>2 0 1 0 0 0 0                                   |   |                                 |                              |                                 |                              |                                 |                              |                                 |                                  |                                    |                                  |        |  |  |  |  |  |  |  |  |  |  |  |  |  |  |
| Von Hayes, L<br>OBP: 0.362, SLG: 0.432<br>(1, 8)<br>(8, 7)   | 0-0<br>1-3  |                                 | 0-3<br>K                     |                                  | 0-0<br>L7                    |                                 |                              | 0-0<br>E<br>2B                  |                              | 4 1 1 0 0 1 2  |   |                                 |                              |                                 |                              |                                 |                              |                                 |                                  |                                    |                                  |        |  |  |  |  |  |  |  |  |  |  |  |  |  |  |
| Glenn Wilson, R<br>OBP: 0.301, SLG: 0.441<br>(1, 9)  |   | 0-3<br>K                        | 0-0<br>L4                    |                                  |                              | 0-0<br>5-3<br>2B                |                              | 0-0<br>E8<br>1B                 |                              | 4 0 2 1 0 1 0  |   |                                 |                              |                                 |                              |                                 |                              |                                 |                                  |                                    |                                  |        |  |  |  |  |  |  |  |  |  |  |  |  |  |  |
| Mike Schmidt, R<br>OBP: 0.318, SLG: 0.411<br>(1, 3)<br>(9, 5)  |   | 0-0<br>BB<br>2B                 |                              | 0-0<br>L6                        |                              | 0-0<br>5-3                      |                              | 4-0<br>G6-4-3<br>IBB            |                              | 3 0 1 0 1 0 1  |   |                                 |                              |                                 |                              |                                 |                              |                                 |                                  |                                    |                                  |        |  |  |  |  |  |  |  |  |  |  |  |  |  |  |
| Ozzie Virgil, R<br>OBP: 0.365, SLG: 0.470<br>(1, 2)  |   | 4-0<br>BB<br>BB                 |                              | 0-0<br>F7                        |                              | 0-0<br>5-3<br>2-3               |                              | 0-0<br>G6-4-3<br>1-2f           |                              | 3 0 0 0 1 0 3  |   |                                 |                              |                                 |                              |                                 |                              |                                 |                                  |                                    |                                  |        |  |  |  |  |  |  |  |  |  |  |  |  |  |  |
| John Russell, R<br>OBP: 0.303, SLG: 0.316<br>Garry Maddox, R<br>OBP: 0.315, SLG: 0.377<br>(1, 7)<br>(8, 8)   |   | 0-3<br>K                        |                              | 0-0<br>G3                        |                              | 0-3<br>K                        |                              | 0-0<br>5-3                      |                              | 3 0 0 0 0 2 3<br>1 0 0 0 0 0 0                                   | AB 33<br>R 2<br>H 7<br>RBI 2<br>BB 3<br>SO 8<br>LOB 14                                |                                 |                              |                                 |                              |                                 |                              |                                 |                                  |                                    |                                  |        |  |  |  |  |  |  |  |  |  |  |  |  |  |  |
| Steve Jeltz, S<br>OBP: 0.266, SLG: 0.224<br>Greg Gross, L<br>OBP: 0.367, SLG: 0.324<br>(1, 6)<br>(9, PH)<br>(9, 3)   |   | 4-0<br>BB<br>BB                 |                              | 0-0<br>1B<br>1B                  |                              |                                 | 0-0<br>F9                    | 0-0<br>F5                       |                              | 2 0 1 0 1 0 0<br>1 0 0 0 0 0 0                                   |   |                                 |                              |                                 |                              |                                 |                              |                                 |                                  |                                    |                                  |        |  |  |  |  |  |  |  |  |  |  |  |  |  |  |
| John Denny, R<br>OBP: 0.188, SLG: 0.156<br>Don Carman, L<br>OBP: 0.254, SLG: 0.309<br>Derrel Thomas, S<br>OBP: 0.254, SLG: 0.309<br>Larry Andersen, R<br>(1, 1)<br>(8, 1)<br>(9, PH)<br>(9, 1) |   | 0-0<br>4-3                      |                              | 0-3<br>K                         |                              |                                 | 0-0<br>F8                    | 0-0<br>F8                       |                              | 3 0 0 0 0 1 4<br>0 0 0 0 0 0 0<br>1 0 0 0 0 0 0<br>0 0 0 0 0 0 0 |  |                                 |                              |                                 |                              |                                 |                              |                                 |                                  |                                    |                                  |        |  |  |  |  |  |  |  |  |  |  |  |  |  |  |
| <b>Inning Stats</b>  | R: 0<br>E: 0<br>K: 1<br>S: 5                          | H: 0<br>LOB: 0<br>BB: 0<br>P: 5 | R: 0<br>E: 0<br>K: 2<br>S: 8 | H: 1<br>LOB: 3<br>BB: 2<br>P: 16 | R: 1<br>E: 0<br>K: 1<br>S: 6 | H: 1<br>LOB: 0<br>BB: 0<br>P: 6 | R: 0<br>E: 0<br>K: 0<br>S: 3 | H: 0<br>LOB: 0<br>BB: 0<br>P: 3 | R: 0<br>E: 0<br>K: 1<br>S: 9 | H: 2<br>LOB: 2<br>BB: 0<br>P: 9                                  | R: 0<br>E: 0<br>K: 1<br>S: 6  | H: 1<br>LOB: 1<br>BB: 0<br>P: 6 | R: 0<br>E: 0<br>K: 1<br>S: 5 | H: 0<br>LOB: 0<br>BB: 0<br>P: 5 | R: 1<br>E: 1<br>K: 0<br>S: 4 | H: 2<br>LOB: 1<br>BB: 1<br>P: 8 | R: 0<br>E: 0<br>K: 0<br>S: 3 | H: 0<br>LOB: 0<br>BB: 0<br>P: 3 | 1B: 3<br>2B: 3<br>3B: 0<br>HR: 1 | SF: 0<br>SAC: 0<br>DP: 1<br>HBP: 0 | WP: 0<br>PB: 0<br>SB: 0<br>CS: 0 | PA: 36 |  |  |  |  |  |  |  |  |  |  |  |  |  |  |
| <b>PITCHER</b>   | IP WLS BF H R ER SO BB IBB HBP BLK WP HR S P ERA WHIP |                                 |                              |                                  |                              |                                 |                              |                                 |                              |  |   |                                 |                              |                                 |                              |                                 |                              |                                 |                                  |                                    |                                  |        |  |  |  |  |  |  |  |  |  |  |  |  |  |  |
| Zane Smith, L<br>ERA: 3.22<br>Jeff Dedmon, R<br>ERA: 2.61<br>Bruce Sutter, R<br>ERA: 3.51  | (1, 1)<br>(8, 1)<br>(9, 1)                            | 7.0<br>5<br>3                   | 28<br>2<br>3                 | 5<br>2<br>0                      | 1<br>1<br>0                  | 1<br>1<br>0                     | 8<br>0<br>0                  | 2<br>0<br>0                     | 0<br>1<br>0                  | 0<br>0<br>0  | 0<br>0<br>0   | 0<br>0<br>0                     | 1<br>4<br>3                  | 42<br>8<br>3                    | 50<br>8<br>3                 | 1.29<br>9.00<br>0.00            | 1.000<br>2.000<br>0.000      |                                 |                                  |                                    |                                  |        |  |  |  |  |  |  |  |  |  |  |  |  |  |  |

Philadelphia Phillies @ Atlanta Braves  
Atlanta-Fulton County Stadium, Atlanta, GA

Thu Jul 11 1985, 7:05 PM EDT  
Att: 10,316 - Unknown

livebaseballscorecards.com

| Batter   | 1                       | 2          | 3          | 4          | 5          | 6                | 7                         | 8                      | 9                      | AB | R | H | RBI | BB | SO | LOB |
|--|-------------------------|------------|------------|------------|------------|------------------|---------------------------|------------------------|------------------------|----|---|---|-----|----|----|-----|
| Claudell Washington, L (1, 9)<br>OBP: 0.330, SLG: 0.446  | 0-0<br>1B<br>1B<br>1B   |            | 0-0<br>4-3 |            | 0-0<br>L4  |                  | 0-3<br>K                  |                        | 4-0<br>1B<br>IBB       | 4  | 0 | 1 | 0   | 1  | 1  | 1   |
| Rafael Ramirez, R (1, 6)<br>OBP: 0.299, SLG: 0.366   | 0-0<br>1B<br>1-2<br>1B  |            | 0-0<br>F8  |            |            | 0-0<br>6-3<br>1B |                           | 0-0<br>F4              | 0-0<br>1B              | 5  | 0 | 3 | 1   | 0  | 0  | 0   |
| Dale Murphy, R (1, 8)<br>OBP: 0.380, SLG: 0.545  | 0-0<br>1-2<br>2-3<br>1B |            | 0-0<br>5-3 |            |            | 0-0<br>F9        |                           | 4-0<br>1B<br>BB        |                        | 3  | 1 | 1 | 0   | 1  | 0  | 1   |
| Bob Horner, R (1, 3)<br>OBP: 0.319, SLG: 0.479   | 0-3<br>K                |            |            | 0-0<br>6-3 |            | 0-0<br>6-3       |                           | 0-0<br>1-2<br>E6<br>1B |                        | 4  | 0 | 0 | 0   | 0  | 1  | 5   |
| Terry Harper, R (1, 7)<br>OBP: 0.332, SLG: 0.402   | 0-3<br>K                |            |            | 0-0<br>5-3 |            | 0-0<br>F3        |                           | 0-3<br>K               |                        | 4  | 0 | 0 | 0   | 0  | 2  | 6   |
| Ken Oberkfell, L (1, 5)<br>OBP: 0.350, SLG: 0.377  | 0-0<br>G3               |            |            | 0-0<br>1B  |            |                  | 0-0<br>FC6-5<br>PB<br>1B  | 0-0<br>FC4-6<br>1B     |                        | 4  | 0 | 3 | 1   | 0  | 0  | 3   |
| Paul Zuvella, R (1, 4)<br>Bruce Sutter, R (9, 1)<br>OBP: 0.260, SLG: 0.243   |                         | 0-0<br>1-3 |            | 0-0<br>5-3 |            |                  | 0-0<br>FC6-5<br>3-1<br>1B | 0-0<br>FC4-6<br>1-2f   |                        | 4  | 1 | 0 | 0   | 0  | 0  | 4   |
| Rick Cerone, R (1, 2)<br>Milt Thompson, L (9, PR)<br>OBP: 0.279, SLG: 0.284  |                         | 0-0<br>6-3 |            |            | 0-0<br>6-3 |                  | 0-0<br>3-1                |                        | 0-0<br>SH<br>1B<br>2B  | 4  | 0 | 1 | 0   | 0  | 0  | 1   |
| Zane Smith, L (1, 1)<br>Chris Chambliss, L (7, PH)<br>Jeff Dedmon, L (8, 1)<br>Glenn Hubbard, R (9, 4)<br>OBP: 0.136, SLG: 0.136 |                         | 0-0<br>4-3 |            |            | 0-3<br>K   |                  | 0-0<br>2-H<br>1B          |                        | 0-0<br>SH<br>1B<br>IBB | 2  | 0 | 0 | 0   | 0  | 1  | 0   |

| Inning Stats | R: 0 | H: 3 | E: 0 | K: 2 | S: 10 | LOB: 3 | BB: 0 | P: 10 | R: 0 | H: 0 | E: 0 | K: 0 | S: 3 | LOB: 0 | BB: 0 | P: 3 | R: 0 | H: 0 | E: 0 | K: 0 | S: 3 | LOB: 0 | BB: 0 | P: 3 | R: 0 | H: 1 | E: 0 | K: 0 | S: 4 | LOB: 1 | BB: 0 | P: 4 | R: 0 | H: 0 | E: 0 | K: 1 | S: 5 | LOB: 0 | BB: 0 | P: 5 | R: 0 | H: 1 | E: 0 | K: 0 | S: 4 | LOB: 1 | BB: 0 | P: 4 | R: 1 | H: 2 | E: 0 | K: 1 | S: 7 | LOB: 1 | BB: 0 | P: 7 | R: 1 | H: 1 | E: 1 | K: 1 | S: 7 | LOB: 2 | BB: 1 | P: 11 | R: 1 | H: 2 | E: 0 | K: 0 | S: 3 | LOB: 3 | BB: 1 | P: 7 | 1B: 9 | 2B: 1 | 3B: 0 | HR: 0 | SF: 0 | SAC: 1 | DP: 0 | HBP: 0 | WP: 0 | PB: 1 | SB: 0 | CS: 0 | PA: 38 |
|--------------|------|------|------|------|-------|--------|-------|-------|------|------|------|------|------|--------|-------|------|------|------|------|------|------|--------|-------|------|------|------|------|------|------|--------|-------|------|------|------|------|------|------|--------|-------|------|------|------|------|------|------|--------|-------|------|------|------|------|------|------|--------|-------|------|------|------|------|------|------|--------|-------|-------|------|------|------|------|------|--------|-------|------|-------|-------|-------|-------|-------|--------|-------|--------|-------|-------|-------|-------|--------|
|--------------|------|------|------|------|-------|--------|-------|-------|------|------|------|------|------|--------|-------|------|------|------|------|------|------|--------|-------|------|------|------|------|------|------|--------|-------|------|------|------|------|------|------|--------|-------|------|------|------|------|------|------|--------|-------|------|------|------|------|------|------|--------|-------|------|------|------|------|------|------|--------|-------|-------|------|------|------|------|------|--------|-------|------|-------|-------|-------|-------|-------|--------|-------|--------|-------|-------|-------|-------|--------|

| PITCHER                               | IP  | WLS | BF | H | R | ER | SO | BB | IBB | HBP | BLK | WP | HR | S  | P  | ERA  | WHIP  |
|---------------------------------------|-----|-----|----|---|---|----|----|----|-----|-----|-----|----|----|----|----|------|-------|
| John Denny, R (1, 1)<br>ERA: 3.68     | 7.2 |     | 32 | 7 | 2 | 1  | 5  | 1  | 0   | 0   | 0   | 0  | 0  | 41 | 45 | 1.17 | 1.043 |
| Don Carman, L (8, 1)<br>ERA: 2.56     | 0.1 |     | 2  | 1 | 0 | 0  | 0  | 0  | 0   | 0   | 0   | 0  | 0  | 2  | 2  | 0.00 | 3.000 |
| Larry Andersen, R (9, 1)<br>ERA: 3.59 | 0.0 | L   | 4  | 2 | 1 | 1  | 0  | 0  | 1   | 0   | 0   | 0  | 0  | 3  | 7  | ∞    | ∞     |

BOTTOM

Philadelphia Phillies @ Atlanta Braves  
Atlanta-Fulton County Stadium, Atlanta, GA

Thu Jul 11 1985, 7:05 PM EDT  
Att. 10,316 - Unknown

livebaseballscores.com

|     |    |
|-----|----|
| AB  | 35 |
| R   | 3  |
| H   | 10 |
| RBI | 3  |
| BB  | 2  |
| SO  | 5  |
| LOB | 21 |





| Batter   | 1   | 2   | 3   | 4   | 5   | 6   | 7   | 8   | 9   | AB R H RBI BB SO LOB                                       | TOP                                     |  |  |
|--|---|---|---|---|---|---|---|---|---|--|---|--|--|
| Juan Samuel, R (1, 4)<br>OBP: 0.296, SLG: 0.407  | 4-0<br>G3 SF8 BB                                      |   | 0-3<br>K  | 0-3<br>K  |   |   | 0-0<br>F9   |   |   | 3 1 0 0 1 2 4  |   |  |  |
| Greg Gross, L (1, 7)<br>OBP: 0.364, SLG: 0.321   | 0-0<br>G3   |   |   | 0-0<br>2B 1B  | 0-0<br>F8   |   | 0-0<br>G3   |   |   | 4 1 1 0 0 0 2  |   |  |  |
| Von Hayes, L (1, 8)<br>OBP: 0.360, SLG: 0.435    | 0-0<br>SF8  |   |   | 0-0<br>1B 2B  | 0-0<br>3-1  |   |   | 0-0<br>6-3  |   | 3 1 1 1 0 0 0  |   |  |  |
| Glenn Wilson, R (1, 9)<br>OBP: 0.298, SLG: 0.435 | 0-0<br>F7   |   |   | 0-0<br>5-3  | 0-3<br>K  |   |   | 0-0<br>L1   |   | 4 0 0 0 0 1 2  |   |  |  |
| Mike Schmidt, R (1, 5)<br>OBP: 0.323, SLG: 0.417 |   | 0-0<br>F8   |   | 4-0<br>1B 1B E BB                                     |   | 0-0<br>FC4-6 1B                                     |   | 0-0<br>2B   |   | 3 1 2 0 1 0 0  |   |  |  |
| Tim Corcoran, L (1, 3)<br>OBP: 0.316, SLG: 0.273 |   | 0-0<br>F8   |   | 0-0<br>L3   |   | 0-0<br>FC4-6 G4-6-3 1-2f                            |   | 0-3<br>K  |   | 4 0 0 0 0 1 5  |   |  |  |
| Ozzie Virgil, R (1, 2)<br>OBP: 0.363, SLG: 0.466 |   | 0-0<br>F9   |   | 0-0<br>E 1B 1B 1-2 2-H 3-H                            |   | 0-0<br>G4-6-3 1-2f                                  |   |   | 0-0<br>5-3  | 4 0 1 2 0 0 1  |   |  |  |
| Steve Jeltz, S (1, 6)<br>OBP: 0.272, SLG: 0.226  |   |   | 0-3<br>K  | 0-0<br>E 1B 1-2 2-3                                   |   | 4-0<br>FC3-6 BB                                     |   | 0-0<br>5-3  |   | 3 0 1 0 1 1 0  |   |  |  |
| Shane Rawley, R (1, 1)<br>OBP: 0.152, SLG: 0.067 |   |   | 0-3<br>K  | 0-0<br>E6   |   | 0-0<br>FC3-6 1-2f                                   |   | 0-3<br>K  |   | 3 0 0 0 0 1 3  |   |  |  |
| Kent Tekulve, R (8, 1)                           |   |   |   |   |   |   |   |   |   | 1 0 0 0 0 1 0  |   |  |  |
| Don Carman, L (9, 1)                             |   |   |   |   |   |   |   |   |   | 0 0 0 0 0 0 0  |   |  |  |
| Larry Andersen, R (9, 1)                         |   |   |   |   |   |   |   |   |   | 0 0 0 0 0 0 0  |   |  |  |
| <b>Inning Stats</b>                              | R: 1 H: 0<br>E: 0 LOB: 0<br>K: 0 BB: 1<br>S: 3 P: 7   | R: 0 H: 0<br>E: 0 LOB: 0<br>K: 0 BB: 0<br>S: 3 P: 3 | R: 0 H: 0<br>E: 0 LOB: 0<br>K: 3 BB: 0<br>S: 9 P: 9 | R: 3 H: 4<br>E: 1 LOB: 3<br>K: 1 BB: 1<br>S: 10 P: 14 | R: 0 H: 0<br>E: 0 LOB: 0<br>K: 1 BB: 0<br>S: 5 P: 5 | R: 0 H: 1<br>E: 0 LOB: 0<br>K: 0 BB: 0<br>S: 3 P: 3 | R: 0 H: 0<br>E: 0 LOB: 1<br>K: 0 BB: 1<br>S: 3 P: 7 | R: 0 H: 1<br>E: 0 LOB: 1<br>K: 1 BB: 0<br>S: 6 P: 6 | R: 0 H: 0<br>E: 0 LOB: 0<br>K: 1 BB: 0<br>S: 5 P: 5 | 1B: 4 SF: 1<br>2B: 2 SAC: 0<br>3B: 0 DP: 1<br>HR: 0 HBP: 0 | WP: 0 PA: 36<br>PB: 0<br>SB: 1<br>CS: 0 |  |  |
| <b>PITCHER</b>                                   | IP WLS BF H R ER SO BB IBB HBP BLK WP HR S P ERA WHIP |   |   |   |   |   |   |   |   |  |   |  |  |
| Steve Bedrosian, R (1, 1)<br>ERA: 2.87           | 5.0   |   | 4 4 3 5 2 0 0 0 0 0 0 0 30 38 5.40 1.200            |   |   |   |   |   |   |  |   |  |  |
| Rick Camp, R (6, 1)<br>ERA: 3.44                 | 2.0   | 7 1 0 0 1 0 0 0 0 0 0 0 6 10 0.00 1.000             |   |   |   |   |   |   |   |  |   |  |  |
| Terry Forster, L (8, 1)<br>ERA: 1.49             | 2.0 W   | 7 1 0 0 2 0 0 0 0 0 0 0 11 11 0.00 0.500            |   |   |   |   |   |   |   |  |   |  |  |

Philadelphia Phillies @ Atlanta Braves  
Atlanta-Fulton County Stadium, Atlanta, GA

Fri Jul 12 1985, 7:05 PM EDT  
Att. 23,345 - Unknown

livebaseballscorecards.com

AB 32  
R 4  
H 6  
RBI 3  
BB 3  
SO 7  
LOB 17



**BOTTOM**

**Philadelphia Phillies @ Atlanta Braves**  
Atlanta-Fulton County Stadium, Atlanta, GA

Fri Jul 12 1985, 7:05 PM EDT  
Att. 23,345 - Unknown

livebaseballscorecards.com

|            |           |
|------------|-----------|
| <b>AB</b>  | <b>34</b> |
| <b>R</b>   | <b>7</b>  |
| <b>H</b>   | <b>8</b>  |
| <b>RBI</b> | <b>7</b>  |
| <b>BB</b>  | <b>3</b>  |
| <b>SO</b>  | <b>5</b>  |
| <b>LOB</b> | <b>16</b> |



|           |          |           |           |
|-----------|----------|-----------|-----------|
| <b>WP</b> | <b>1</b> | <b>PA</b> | <b>39</b> |
| <b>PB</b> | <b>0</b> |           |           |
| <b>SB</b> | <b>1</b> |           |           |
| <b>CS</b> | <b>0</b> |           |           |

AB R H RBI BB SO LOB

|   |   |   |   |   |   |   |
|---|---|---|---|---|---|---|
| 4 | 2 | 1 | 0 | 1 | 1 | 0 |
| 5 | 2 | 3 | 1 | 0 | 0 | 1 |
| 5 | 1 | 3 | 5 | 0 | 0 | 1 |
| 3 | 0 | 0 | 0 | 1 | 0 | 3 |
| 3 | 0 | 0 | 0 | 1 | 1 | 5 |
| 3 | 1 | 0 | 0 | 0 | 1 | 4 |
| 3 | 0 | 0 | 0 | 0 | 0 | 1 |
| 1 | 1 | 1 | 0 | 0 | 0 | 0 |
| 3 | 0 | 0 | 0 | 0 | 0 | 0 |
| 1 | 0 | 0 | 0 | 0 | 1 | 0 |
| 1 | 0 | 0 | 0 | 0 | 0 | 0 |
| 0 | 0 | 0 | 0 | 0 | 0 | 0 |
| 1 | 0 | 0 | 0 | 0 | 1 | 0 |
| 1 | 0 | 0 | 0 | 0 | 0 | 0 |
| 1 | 0 | 0 | 0 | 0 | 0 | 0 |
| 1 | 0 | 0 | 1 | 0 | 0 | 1 |

| Batter  | 1                             | 2               | 3               | 4                             | 5              | 6                        | 7               | 8                                | 9                                |
|---|-------------------------------|-----------------|-----------------|-------------------------------|----------------|--------------------------|-----------------|----------------------------------|----------------------------------|
| <b>Brad Komminsk, R</b><br>OBP: 0.304, SLG: 0.259<br>(1, 9) X   | 0-0<br>WP S<br>1B<br>1B       |                 | 0-0<br>6-3<br>1 |                               | 0-3<br>K<br>3  |                          |                 | 0-0<br>5-3<br>1<br>BBB           | 4-0<br>1B<br>HR<br>BB            |
| <b>Rafael Ramirez, R</b><br>OBP: 0.304, SLG: 0.373<br>(1, 6) X  | 0-0<br>E5<br>WP<br>1B<br>1-2  |                 | 0-0<br>6-3<br>2 |                               |                | 0-0<br>F8<br>FC5-2<br>2B |                 | 0-0<br>1B<br>1B                  | 0-0<br>HR<br>1B<br>1-2           |
| <b>Dale Murphy, R</b><br>OBP: 0.383, SLG: 0.555<br>(1, 8) X   | 0-0<br>G3<br>1B<br>1-H<br>2-H |                 | 0-0<br>F7<br>3  |                               |                | 0-0<br>F8<br>2-3         |                 | 0-0<br>1B<br>1B<br>1-2           | 0-0<br>HR<br>1-H<br>2-H          |
| <b>Bob Horner, R</b><br>OBP: 0.318, SLG: 0.473<br>(1, 3) X  | 0-0<br>F9<br>1                |                 | 0-0<br>6-3<br>1 |                               |                | 4-0<br>FC5-2<br>BB       |                 | 0-0<br>F8<br>2                   |                                  |
| <b>Terry Harper, R</b><br>OBP: 0.331, SLG: 0.398<br>(1, 7) X  | 0-0<br>G3<br>1-2              |                 |                 | 4-0<br>FC3-6<br>BB            |                | 0-0<br>FC5-2<br>2        |                 | 0-3<br>K<br>3                    |                                  |
| <b>Ken Oberkfell, L</b><br>OBP: 0.348, SLG: 0.372<br>(1, 5) S   | 0-3<br>K<br>3                 |                 |                 | 0-0<br>FC3-6<br>FC6-4<br>1-2f |                | 0-0<br>F4<br>3           |                 |                                  | 1-0<br>SH5-3<br>1B<br>4-3<br>HBP |
| <b>Paul Zuvella, R</b><br>OBP: 0.250, SLG: 0.234<br><b>Milt Thompson, L</b><br>OBP: 0.316, SLG: 0.421<br>(9, PH)  |                               | 0-0<br>F8<br>1  |                 | 0-0<br>FC6-4<br>1-2f          |                | 0-0<br>F8<br>1           |                 | 0-0<br>4-3<br>SH5-3<br>1B<br>1-2 | 0-0<br>SH5-3<br>1B               |
| <b>Bruce Benedict, R</b><br>OBP: 0.339, SLG: 0.258<br>(1, 2) X  |                               | 0-0<br>6-3<br>2 |                 |                               | 0-0<br>L7<br>1 |                          | 0-0<br>5-3<br>2 |                                  | 0-0<br>SH5-3<br>1<br>1-2<br>2-3  |
| <b>Steve Bedrosian, R</b><br>OBP: 0.079, SLG: 0.079<br><b>Paul Ruffolo, R</b><br>OBP: 0.262, SLG: 0.105<br><b>Rick Garrido, R</b><br>OBP: 0.250, SLG: 0.571<br><b>Claudeil Washington, L</b><br>OBP: 0.329, SLG: 0.444<br><b>Terry Forster, L</b><br><b>Chris Chambliss, L</b><br>OBP: 0.296, SLG: 0.310<br>(1, 1)<br>(5, PH)<br>(6, 1)<br>(7, PH)<br>(8, 1)<br>(9, PH) |                               | 0-3<br>K<br>3   |                 | 0-0<br>L9<br>2                |                | 0-3<br>K<br>3            |                 | 0-0<br>4-3<br>2<br>3-H           | 0-0<br>4-3<br>2                  |

| Inning Stats | R: 2 H: 2 E: 1 LOB: 1 K: 1 BB: 0 S: 8 | R: 0 H: 0 E: 0 LOB: 0 K: 1 BB: 0 S: 5 | R: 0 H: 0 E: 0 LOB: 0 K: 0 BB: 0 S: 3 | R: 0 H: 0 E: 0 LOB: 1 K: 0 BB: 1 S: 3 | R: 0 H: 0 E: 0 LOB: 0 K: 1 BB: 0 S: 5 | R: 0 H: 1 E: 0 LOB: 2 K: 0 BB: 1 S: 4 | R: 0 H: 0 E: 0 LOB: 0 K: 1 BB: 0 S: 5 | R: 0 H: 2 E: 0 LOB: 2 K: 1 BB: 0 S: 7 | R: 5 H: 3 E: 0 LOB: 0 K: 0 BB: 1 S: 5 |
|--------------|---------------------------------------|---------------------------------------|---------------------------------------|---------------------------------------|---------------------------------------|---------------------------------------|---------------------------------------|---------------------------------------|---------------------------------------|
|--------------|---------------------------------------|---------------------------------------|---------------------------------------|---------------------------------------|---------------------------------------|---------------------------------------|---------------------------------------|---------------------------------------|---------------------------------------|

| PITCHER   | IP  | WLS | BF | H | R | ER | SO | BB | IBB | HBP | BLK | WP | HR | S  | P  | ERA   | WHIP  |
|---|-----|-----|----|---|---|----|----|----|-----|-----|-----|----|----|----|----|-------|-------|
| <b>Shane Rawley, L</b><br>ERA: 3.16<br>(1, 1)   | 7.1 |     | 29 | 4 | 2 | 1  | 4  | 2  | 0   | 0   | 0   | 1  | 0  | 35 | 43 | 1.23  | 0.818 |
| <b>Kent Tekulve, R</b><br>ERA: 3.98<br>(8, 1)   | 1.0 |     | 6  | 2 | 2 | 2  | 1  | 0  | 0   | 1   | 0   | 0  | 0  | 7  | 8  | 18.00 | 2.000 |
| <b>Don Carman, L</b><br>ERA: 2.74<br>(9, 1)     | 0.1 | L   | 2  | 0 | 0 | 0  | 0  | 1  | 0   | 0   | 0   | 0  | 0  | 1  | 5  | 0.00  | 3.000 |
| <b>Larry Andersen, R</b><br>ERA: 3.97<br>(9, 1) | 0.0 |     | 2  | 2 | 3 | 3  | 0  | 0  | 0   | 0   | 0   | 0  | 1  | 2  | 2  | ∞     | ∞     |



| Batter   | 1                            | 2                               | 3                            | 4                               | 5                            | 6                               | 7                            | 8                               | 9                            | AB R H RBI BB SO LOB                            | TOP                          |                                 |                              |                                 |                              |                                 |                              |                                 |                                  |                                    |                                  |        |                |  |           |          |          |         |        |         |         |         |          |          |          |         |         |         |         |             |               |
|--|------------------------------|---------------------------------|------------------------------|---------------------------------|------------------------------|---------------------------------|------------------------------|---------------------------------|------------------------------|---|------------------------------|---------------------------------|------------------------------|---------------------------------|------------------------------|---------------------------------|------------------------------|---------------------------------|----------------------------------|------------------------------------|----------------------------------|--------|----------------|--|-----------|----------|----------|---------|--------|---------|---------|---------|----------|----------|----------|---------|---------|---------|---------|-------------|---------------|
| Juan Samuel, R (1, 4)<br>OBP: 0.294, SLG: 0.404<br>Luis Aguayo, R (5, 4)<br>OBP: 0.361, SLG: 0.392   | 0-0<br>F9                    |                                 | 0-0<br>F7                    |                                 | 0-0<br>F9                    |                                 | 0-0<br>G3<br>2-3<br>1B       |                                 | 0-0<br>F3                    | 3 0 0 0 0 0 0<br>2 0 1 0 0 0 0                  |                              |                                 |                              |                                 |                              |                                 |                              |                                 |                                  |                                    |                                  |        |                |  |           |          |          |         |        |         |         |         |          |          |          |         |         |         |         |             |               |
| Greg Gross, L (1, 7)<br>OBP: 0.372, SLG: 0.333<br>(7, 9)   | 0-3<br>K                     |                                 | 0-0<br>1B<br>1B              |                                 | 0-0<br>1B<br>1B              | 0-0<br>E<br>1B                  | 0-0<br>G3<br>1-2<br>3-H      |                                 | 0-0<br>1B                    | 5 1 3 1 0 1 1                                   |                              |                                 |                              |                                 |                              |                                 |                              |                                 |                                  |                                    |                                  |        |                |  |           |          |          |         |        |         |         |         |          |          |          |         |         |         |         |             |               |
| Von Hayes, L (1, 8)<br>OBP: 0.361, SLG: 0.438  | 0-0<br>F7                    |                                 | 0-0<br>1B<br>1-2             |                                 | 0-0<br>1B<br>2B              | 0-0<br>E8<br>1B                 | 0-3<br>K                     |                                 | 0-0<br>F7                    | 5 1 2 1 0 1 2                                   |                              |                                 |                              |                                 |                              |                                 |                              |                                 |                                  |                                    |                                  |        |                |  |           |          |          |         |        |         |         |         |          |          |          |         |         |         |         |             |               |
| Glenn Wilson, R (1, 9)<br>OBP: 0.297, SLG: 0.433<br>Dave Rucker, L (7, 1)<br>OBP: 0.600, SLG: 0.800  |                              | 0-0<br>L9                       | 0-0<br>G3                    |                                 |                              | 0-0<br>G3<br>4-3<br>1B          | 0-0<br>4-3                   |                                 |                              | 4 1 1 1 0 0 3<br>0 0 0 0 0 0 0                  |                              |                                 |                              |                                 |                              |                                 |                              |                                 |                                  |                                    |                                  |        |                |  |           |          |          |         |        |         |         |         |          |          |          |         |         |         |         |             |               |
| Mike Schmidt, R (1, 5)<br>OBP: 0.322, SLG: 0.425   |                              | 0-0<br>F8                       |                              | 0-0<br>L7                       |                              | 0-0<br>4-3                      |                              | 0-0<br>HR                       |                              | 4 1 1 1 0 0 1                                   |                              |                                 |                              |                                 |                              |                                 |                              |                                 |                                  |                                    |                                  |        |                |  |           |          |          |         |        |         |         |         |          |          |          |         |         |         |         |             |               |
| Tim Corcoran, L (1, 3)<br>OBP: 0.321, SLG: 0.287   |                              | 0-0<br>1B<br>2B                 |                              | 0-0<br>G4-6-3<br>1B             |                              | 0-0<br>G3                       |                              | 0-0<br>6-3                      |                              | 4 0 2 0 0 0 1                                   |                              |                                 |                              |                                 |                              |                                 |                              |                                 |                                  |                                    |                                  |        |                |  |           |          |          |         |        |         |         |         |          |          |          |         |         |         |         |             |               |
| Bo Diaz, R (1, 2)<br>OBP: 0.258, SLG: 0.263  |                              | 0-0<br>2-3<br>1B                |                              | 0-0<br>G4-6-3<br>1-2f           |                              | 0-0<br>G3<br>FC6<br>1B          |                              | 0-0<br>6-3                      |                              | 4 0 2 1 0 0 1                                   |                              |                                 |                              |                                 |                              |                                 |                              |                                 |                                  |                                    |                                  |        |                |  |           |          |          |         |        |         |         |         |          |          |          |         |         |         |         |             |               |
| Steve Jeltz, S (1, 6)<br>OBP: 0.266, SLG: 0.220  |                              | 0-0<br>6-3                      |                              |                                 | 0-0<br>4-3                   | 0-0<br>FC6<br>1-2f              |                              | 0-0<br>5-3                      |                              | 4 0 0 0 0 0 3                                   |                              |                                 |                              |                                 |                              |                                 |                              |                                 |                                  |                                    |                                  |        |                |  |           |          |          |         |        |         |         |         |          |          |          |         |         |         |         |             |               |
| Charles Hudson, S (1, 1)<br>OBP: 0.120, SLG: 0.120<br>Rocky Childress, R (2, 1)<br>John Russell, R (7, PH)<br>OBP: 0.308, SLG: 0.333<br>(7, 7) |                              |                                 | 0-0<br>F8                    |                                 | 0-0<br>6-3                   |                                 | 0-0<br>1B<br>G3<br>2B        |                                 | 0-0<br>F4                    | 0 0 0 0 0 0 0<br>2 0 0 0 0 0 0<br>2 1 1 0 0 0 0 |                              |                                 |                              |                                 |                              |                                 |                              |                                 |                                  |                                    |                                  |        |                |  |           |          |          |         |        |         |         |         |          |          |          |         |         |         |         |             |               |
| <b>Inning Stats</b>  | R: 0<br>E: 0<br>K: 1<br>S: 5 | H: 0<br>LOB: 0<br>BB: 0<br>P: 5 | R: 0<br>E: 0<br>K: 0<br>S: 5 | H: 2<br>LOB: 2<br>BB: 0<br>P: 5 | R: 0<br>E: 0<br>K: 0<br>S: 5 | H: 2<br>LOB: 2<br>BB: 0<br>P: 5 | R: 0<br>E: 0<br>K: 0<br>S: 3 | H: 1<br>LOB: 0<br>BB: 0<br>P: 3 | R: 0<br>E: 0<br>K: 0<br>S: 3 | H: 0<br>LOB: 0<br>BB: 0<br>P: 3                 | R: 3<br>E: 1<br>K: 0<br>S: 7 | H: 4<br>LOB: 1<br>BB: 0<br>P: 7 | R: 1<br>E: 0<br>K: 1<br>S: 7 | H: 2<br>LOB: 1<br>BB: 0<br>P: 7 | R: 1<br>E: 0<br>K: 0<br>S: 4 | H: 1<br>LOB: 0<br>BB: 0<br>P: 4 | R: 0<br>E: 0<br>K: 0<br>S: 4 | H: 1<br>LOB: 1<br>BB: 0<br>P: 4 | 1B: 9<br>2B: 3<br>3B: 0<br>HR: 1 | SF: 0<br>SAC: 0<br>DP: 1<br>HBP: 0 | WP: 0<br>PB: 0<br>SB: 0<br>CS: 0 | PA: 39 |                |  |           |          |          |         |        |         |         |         |          |          |          |         |         |         |         |             |               |
| <b>PITCHER</b><br>Rick Mahler, R (1, 1)<br>ERA: 3.27   | IP<br>9.0                    | WLS<br>W                        | BF<br>39                     | H<br>13                         | R<br>5                       | ER<br>5                         | SO<br>2                      | BB<br>0                         | IBB<br>0                     | HBP<br>0  | BLK<br>0                     | WP<br>0                         | HR<br>1                      | S<br>43                         | P<br>43                      | ERA<br>5.00                     | WHIP<br>1.444                |                                 |                                  |                                    |                                  |        | <b>PITCHER</b> |  | IP<br>9.0 | WLS<br>W | BF<br>39 | H<br>13 | R<br>5 | ER<br>5 | SO<br>2 | BB<br>0 | IBB<br>0 | HBP<br>0 | BLK<br>0 | WP<br>0 | HR<br>1 | S<br>43 | P<br>43 | ERA<br>5.00 | WHIP<br>1.444 |

Philadelphia Phillies @ Atlanta Braves  
Atlanta-Fulton County Stadium, Atlanta, GA

Sat Jul 13 1985, 7:05 PM EDT  
Att. 31,257 - Unknown

livebaseballscorecards.com

|     |    |
|-----|----|
| AB  | 39 |
| R   | 5  |
| H   | 13 |
| RBI | 5  |
| BB  | 0  |
| SO  | 2  |
| LOB | 12 |



| Batter  | 1                        | 2                            | 3          | 4                | 5          | 6                    | 7               | 8                    | 9 | AB | R | H | RBI | BB | SO | LOB |
|---|--------------------------|------------------------------|------------|------------------|------------|----------------------|-----------------|----------------------|---|----|---|---|-----|----|----|-----|
| Milt Thompson, L<br>OBP: 0.333, SLG: 0.458<br>(1, 7)<br>(9, 8)  | 0-0<br>FC1-6-5-4-1<br>1B | 0-0<br>1-3<br>1-2<br>1B      | 0-0<br>6-3 |                  | 0-0<br>2B  |                      | 0-0<br>4-3      |                      |   | 5  | 0 | 2 | 0   | 0  | 0  | 1   |
| Rafael Ramirez, R<br>OBP: 0.302, SLG: 0.370<br>(1, 6)   | 0-0<br>FC1-6-5-4-1<br>2B | 0-0<br>HR<br>1B              | 0-0<br>6-3 |                  | 0-0<br>F3  |                      | 0-0<br>4-3      |                      |   | 5  | 2 | 1 | 0   | 0  | 0  | 2   |
| Dale Murphy, R<br>OBP: 0.383, SLG: 0.562<br>Brad Komminsk, R<br>OBP: 0.304, SLG: 0.259<br>(1, 8)<br>(9, 7)  | 0-3<br>K                 | 0-0<br>HR                    |            | 0-0<br>F8        | 0-3<br>K   |                      | 0-0<br>2B<br>1B |                      |   | 5  | 2 | 2 | 3   | 0  | 2  | 2   |
| Bob Horner, R<br>OBP: 0.327, SLG: 0.508<br>Chris Chambliss, L<br>OBP: 0.296, SLG: 0.310<br>(1, 3)<br>(9, 3) | 0-0<br>E<br>3B<br>2B     | 0-0<br>1B<br>3B              |            | 0-0<br>HR        | 0-0<br>1-3 |                      | 0-0<br>1B<br>2B |                      |   | 5  | 4 | 4 | 3   | 0  | 0  | 1   |
| Claudell Washington, L<br>OBP: 0.330, SLG: 0.447<br>(1, 9)  | 0-0<br>E6<br>3B<br>2-3   | 0-0<br>1B<br>SF9<br>1B       |            | 0-0<br>1B<br>2B  |            | 0-0<br>G3            |                 | 0-0<br>1-3           |   | 5  | 3 | 2 | 1   | 0  | 0  | 2   |
| Ken Oberkfell, L<br>OBP: 0.353, SLG: 0.386<br>(1, 5)  | 0-0<br>1B<br>3B          | 0-0<br>1-3<br>1B             |            | 0-0<br>L5        |            | 0-0<br>F6            |                 | 0-0<br>FC6-4<br>1B   |   | 5  | 1 | 3 | 3   | 0  | 0  | 1   |
| Glenn Hubbard, R<br>OBP: 0.320, SLG: 0.309<br>(1, 4)  | 0-0<br>FC6-4<br>1B       | 0-0<br>SF9                   |            | 0-0<br>2B<br>1B  |            | 0-0<br>FC5-6<br>1B   |                 | 0-0<br>F8            |   | 4  | 0 | 3 | 3   | 0  | 0  | 1   |
| Rick Cerone, R<br>OBP: 0.277, SLG: 0.288<br>(1, 2)  | 0-0<br>FC6-4<br>1-2f     | 0-0<br>F8                    |            | 0-0<br>1-3<br>2B |            | 0-0<br>FC5-6<br>1-2f |                 | 0-0<br>FC6-4<br>1-2f |   | 5  | 0 | 1 | 0   | 0  | 0  | 4   |
| Rick Mahler, R<br>OBP: 0.241, SLG: 0.236<br>(1, 1)  |                          | 0-0<br>1B<br>HR<br>1-3<br>1B |            | 0-0<br>L9        |            | 0-0<br>1-3           |                 | 0-0<br>6-3           |   | 4  | 1 | 1 | 0   | 0  | 0  | 2   |

| Inning Stats | R: 4  | H: 4  | E: 1   | LOB: 1 | K: 1  | P: 10 | R: 5   | H: 6  | E: 0   | LOB: 1 | K: 0 | P: 9 | R: 0 | H: 0 | E: 0 | LOB: 0 | K: 0 | P: 3 | R: 2 | H: 4 | E: 0 | LOB: 2 | K: 0 | P: 7 | R: 0 | H: 1 | E: 0 | LOB: 1 | K: 1 | P: 6 | R: 0 | H: 1 | E: 0 | LOB: 1 | K: 0 | P: 4 | R: 0 | H: 0 | E: 0 | LOB: 0 | K: 0 | P: 3 | R: 2 | H: 3 | E: 0 | LOB: 1 | K: 0 | P: 6 |
|--------------|-------|-------|--------|--------|-------|-------|--------|-------|--------|--------|------|------|------|------|------|--------|------|------|------|------|------|--------|------|------|------|------|------|--------|------|------|------|------|------|--------|------|------|------|------|------|--------|------|------|------|------|------|--------|------|------|
| 1B: 10       | SF: 1 | 2B: 5 | SAC: 0 | 3B: 2  | DP: 0 | HR: 2 | HBP: 0 | WP: 0 | PA: 44 |        |      |      |      |      |      |        |      |      |      |      |      |        |      |      |      |      |      |        |      |      |      |      |      |        |      |      |      |      |      |        |      |      |      |      |      |        |      |      |

| PITCHER                                   | IP  | WLS | BF | H  | R | ER | SO | BB | IBB | HBP | BLK | WP | HR | S  | P  | ERA   | WHIP  |
|---|-----|-----|----|----|---|----|----|----|-----|-----|-----|----|----|----|----|-------|-------|
| Charles Hudson, R<br>ERA: 3.73<br>(1, 1)  | 1.1 | L   | 15 | 10 | 9 | 6  | 1  | 0  | 0   | 0   | 0   | 0  | 1  | 17 | 17 | 40.50 | 7.500 |
| Rocky Childress, R<br>ERA: 7.53<br>(2, 1) | 4.2 |     | 20 | 6  | 2 | 2  | 1  | 0  | 0   | 0   | 0   | 0  | 1  | 22 | 22 | 3.86  | 1.286 |
| Dave Rucker, L<br>ERA: 3.79<br>(7, 1)     | 2.0 |     | 9  | 3  | 2 | 2  | 0  | 0  | 0   | 0   | 0   | 0  | 0  | 9  | 9  | 9.00  | 1.500 |

BOTTOM

Philadelphia Phillies @ Atlanta Braves  
Atlanta-Fulton County Stadium, Atlanta, GA  
Sat Jul 13 1985, 7:05 PM EDT  
Att. 31,257 - Unknown

livebaseballscores.com

|     |    |
|-----|----|
| AB  | 43 |
| R   | 13 |
| H   | 19 |
| RBI | 13 |
| BB  | 0  |
| SO  | 2  |
| LOB | 16 |





| Batter   | 1   | 2   | 3   | 4   | 5   | 6   | 7   | 8   | 9   | AB R H RBI BB SO LOB                                       | TOP                                     |                |   |
|--|---|---|---|---|---|---|---|---|---|--|---|----------------|---|
| Juan Samuel, R (1, 4)<br>OBP: 0.293, SLG: 0.405      | 0-3<br>K  |   | 0-0<br>1B 2B  |   | 0-0<br>F7   |   | 0-0<br>G3   |   |   | 4 1 1 0 0 1 1  |   |                |   |
| Greg Gross, L (1, 7)<br>OBP: 0.362, SLG: 0.322       | 0-0<br>4-3  |   | 0-0<br>6-3  |   | 0-0<br>4-3  |   | 0-0<br>6-3  |   |   | 4 0 0 0 0 0 2  |   |                |   |
| Von Hayes, L (1, 8)<br>OBP: 0.363, SLG: 0.437        | 0-0<br>6-3  |   | 0-0<br>FC5 1B<br>2-H 1B                             |   |   | 4-0<br>1B WP<br>SF7 BB                              |   | 0-0<br>5-3  |   | 3 1 1 1 1 0 0  |   |                |   |
| Glenn Wilson, R (1, 9)<br>OBP: 0.299, SLG: 0.434     |   | 0-0<br>E G3 1B                                      | 0-0<br>1-2 1B                                       |   | 0-0<br>F9   |   | 0-0<br>L3   |   |   | 4 1 2 0 0 0 1  |   |                |   |
| Mike Schmidt, R (1, 5)<br>OBP: 0.322, SLG: 0.423     |   | 0-0<br>E5 G3 1-3                                    | 0-0<br>FC5 2-3f                                     |   | 0-0<br>WP 1B 1-3                                    |   | 0-3<br>K 3-3  |   |   | 4 0 1 0 0 1 3  |   |                |   |
| Tim Corcoran, L (1, 3)<br>OBP: 0.319, SLG: 0.283     |   | 0-0<br>G3 1-2 3-H                                   |   | 0-0<br>G3   |   | 0-0<br>SF7 3-H                                      |   | 4-0<br>1B BB  |   | 2 0 0 2 1 0 1  |   |                |   |
| Ozzie Virgil, R (1, 2)<br>OBP: 0.356, SLG: 0.459     |   | 0-0<br>F7   |   | 0-0<br>F9   |   | 0-0<br>5-3 1-2                                      |   | 0-0<br>F9   |   | 4 0 0 0 0 0 3  |   |                |   |
| Derrel Thomas, S (1, 6)<br>OBP: 0.254, SLG: 0.305    | 0-3<br>K  |   | 0-0<br>G3   |   | 0-0<br>F4   |   | 0-0<br>G1-4-3 1B                                    |   |   | 4 0 1 0 0 1 1  |   |                |   |
| Kevin Gross, R (1, 1)<br>OBP: 0.171, SLG: 0.147      |   |   | 0-0<br>6-3  |   | 0-0<br>F8   |   | 4-0<br>G3 BB  |   | 0-0<br>G1-4-3 1-2f                                  | 2 0 0 0 0 0 0  |   |                |   |
| John Russell, R (7, PH)<br>OBP: 0.315, SLG: 0.333    |   |   |   |   |   |   |   |   |   | 0 0 0 0 1 0 0  |   |                |   |
| Dave Rucker, L (7, 1)<br>OBP: 0.600, SLG: 0.800      |   |   |   |   |   |   |   |   |   | 0 0 0 0 0 0 0  |   |                |   |
| John Wockenfuss, R (9, PH)<br>OBP: 0.317, SLG: 0.152 |   |   |   |   |   |   |   |   |   | 1 0 0 0 0 0 2  |   |                |   |
| <b>Inning Stats</b>                                  | R: 0 H: 0<br>E: 0 LOB: 0<br>K: 1 BB: 0<br>S: 5 P: 5   | R: 1 H: 1<br>E: 1 LOB: 1<br>K: 1 BB: 0<br>S: 7 P: 7 | R: 1 H: 3<br>E: 0 LOB: 2<br>K: 0 BB: 0<br>S: 6 P: 6 | R: 0 H: 0<br>E: 0 LOB: 0<br>K: 0 BB: 0<br>S: 3 P: 3 | R: 0 H: 0<br>E: 0 LOB: 0<br>K: 0 BB: 0<br>S: 3 P: 3 | R: 1 H: 1<br>E: 0 LOB: 1<br>K: 0 BB: 1<br>S: 4 P: 8 | R: 0 H: 0<br>E: 0 LOB: 1<br>K: 0 BB: 1<br>S: 3 P: 7 | R: 0 H: 0<br>E: 0 LOB: 0<br>K: 1 BB: 0<br>S: 5 P: 5 | R: 0 H: 1<br>E: 0 LOB: 1<br>K: 0 BB: 1<br>S: 3 P: 7 | 1B: 5 SF: 1<br>2B: 1 SAC: 0<br>3B: 0 DP: 1<br>HR: 0 HBP: 0 | WP: 2 PA: 36<br>PB: 0<br>SB: 0<br>CS: 0 |                |   |
| <b>PITCHER</b>                                       | IP WLS BF H R ER SO BB IBB HBP BLK WP HR S P ERA WHIP |   |   |   |   |   |   |   |   |  |   | <b>PITCHER</b> | IP WLS BF H R ER SO BB IBB HBP BLK WP HR S P ERA WHIP |
| Pascual Perez, R (1, 1)<br>ERA: 5.88                 | 5.1 W 23 5 3 2 2 1 0 0 0 1 0 26 30 3.38 1.125         |   |   |   |   |   |   |   |   |  |   |                |   |
| Rick Camp, R (6, 1)<br>ERA: 3.26                     | 3.2 S 13 1 0 0 1 2 0 0 0 1 0 13 21 0.00 0.818         |   |   |   |   |   |   |   |   |  |   |                |   |

Philadelphia Phillies @ Atlanta Braves  
Atlanta-Fulton County Stadium, Atlanta, GA

Sun Jul 14 1985, 3:33 AM EDT  
Att: 17,313 - Unknown

livebaseballscorecards.com

|     |    |
|-----|----|
| AB  | 32 |
| R   | 3  |
| H   | 6  |
| RBI | 3  |
| BB  | 3  |
| SO  | 3  |
| LOB | 14 |



| Batter   | 1         | 2         | 3         | 4            | 5          | 6          | 7             | 8          | 9 | AB | R | H | RBI | BB | SO | LOB |
|--|-----------|-----------|-----------|--------------|------------|------------|---------------|------------|---|----|---|---|-----|----|----|-----|
| Milt Thompson, L (1, 7)<br>OBP: 0.286, SLG: 0.393<br>Terry Harper, R (7, PH)<br>OBP: 0.330, SLG: 0.396<br>(8, 7) | 0-3<br>K  |           | 0-3<br>K  | 0-3<br>K     |            | 0-0<br>6-3 | 0-0<br>G5-4-3 |            |   | 4  | 0 | 0 | 0   | 0  | 3  | 2   |
| Rafael Ramirez, R (1, 6)<br>OBP: 0.309, SLG: 0.384   | 0-0<br>L6 |           | 0-0<br>HR |              | 0-0<br>1B  | 4-0<br>1B  |               | 0-0<br>1B  |   | 4  | 4 | 3 | 1   | 1  | 0  | 0   |
| Dale Murphy, R (1, 8)<br>OBP: 0.363, SLG: 0.558  | 0-3<br>K  |           | 0-3<br>K  |              | 4-0<br>1B  | 0-0<br>1-3 |               | 0-0<br>1B  |   | 4  | 2 | 1 | 0   | 1  | 2  | 1   |
| Bob Horner, R (1, 3)<br>OBP: 0.332, SLG: 0.534<br>Chris Chambliss, L (9, 3)<br>OBP: 0.296, SLG: 0.310            |           | 0-0<br>1B | 0-3<br>K  |              | 0-0<br>F8  | 0-0<br>HR  |               | 0-0<br>HR  |   | 5  | 3 | 3 | 5   | 0  | 1  | 2   |
| Claudell Washington, L (1, 9)<br>OBP: 0.335, SLG: 0.456  |           | 0-3<br>K  |           | 1-0<br>1B    | 0-0<br>1B  | 0-3<br>K   |               | 0-0<br>SF9 |   | 4  | 3 | 2 | 1   | 0  | 2  | 1   |
| Ken Oberkfell, L (1, 5)<br>OBP: 0.362, SLG: 0.387  |           | 0-0<br>1B |           | 4-0<br>1B    | 4-0<br>1B  |            | 4-0<br>1B     | 0-0<br>F2  |   | 2  | 0 | 1 | 0   | 3  | 0  | 1   |
| Glenn Hubbard, R (1, 4)<br>OBP: 0.326, SLG: 0.317  |           | 0-0<br>F8 |           | 0-0<br>1B    | 0-0<br>1B  |            | 0-0<br>1B     | 0-0<br>SF9 |   | 4  | 0 | 3 | 4   | 0  | 0  | 2   |
| Bruce Benedict, R (1, 2)<br>OBP: 0.342, SLG: 0.257   |           | 0-0<br>1B |           | 0-0<br>F7    | 0-0<br>F8  |            | 0-0<br>FC5    | 1-0<br>HBP |   | 4  | 0 | 1 | 1   | 0  | 0  | 6   |
| Pascual Perez, R (1, 1)<br>OBP: 0.133, SLG: 0.133<br>Rick Camp, R (6, 1)<br>OBP: 0.300, SLG: 0.556               |           | 0-3<br>K  |           | 0-0<br>FC1-5 | 0-0<br>6-3 |            | 0-0<br>G5-4-3 | 0-0<br>F8  |   | 3  | 0 | 0 | 0   | 0  | 1  | 6   |

| Inning Stats | R: 0 | H: 0 | E: 0 | K: 2 | S: 7 | LOB: 0 | BB: 0 | P: 7 | R: 1 | H: 3 | E: 0 | K: 2 | S: 10 | LOB: 2 | BB: 0 | P: 10 | R: 1 | H: 1 | E: 0 | K: 3 | S: 10 | LOB: 0 | BB: 0 | P: 10 | R: 1 | H: 1 | E: 0 | K: 1 | S: 6 | LOB: 2 | BB: 1 | P: 11 | R: 3 | H: 3 | E: 0 | K: 0 | S: 6 | LOB: 2 | BB: 2 | P: 14 | R: 2 | H: 1 | E: 0 | K: 1 | S: 6 | LOB: 0 | BB: 1 | P: 10 | R: 0 | H: 2 | E: 0 | K: 0 | S: 4 | LOB: 2 | BB: 1 | P: 8 | R: 4 | H: 4 | E: 0 | K: 0 | S: 7 | LOB: 1 | BB: 0 | P: 8 | 1B: 11 | SF: 1 | 2B: 0 | SAC: 0 | 3B: 1 | DP: 1 | HR: 3 | HBP: 2 | WP: 1 | PA: 45 |
|--------------|------|------|------|------|------|--------|-------|------|------|------|------|------|-------|--------|-------|-------|------|------|------|------|-------|--------|-------|-------|------|------|------|------|------|--------|-------|-------|------|------|------|------|------|--------|-------|-------|------|------|------|------|------|--------|-------|-------|------|------|------|------|------|--------|-------|------|------|------|------|------|------|--------|-------|------|--------|-------|-------|--------|-------|-------|-------|--------|-------|--------|
|--------------|------|------|------|------|------|--------|-------|------|------|------|------|------|-------|--------|-------|-------|------|------|------|------|-------|--------|-------|-------|------|------|------|------|------|--------|-------|-------|------|------|------|------|------|--------|-------|-------|------|------|------|------|------|--------|-------|-------|------|------|------|------|------|--------|-------|------|------|------|------|------|------|--------|-------|------|--------|-------|-------|--------|-------|-------|-------|--------|-------|--------|

| PITCHER                            | IP  | WLS | BF | H | R | ER | SO | BB | IBB | HBP | BLK | WP | HR | S  | P  | ERA   | WHIP  |
|------------------------------------|-----|-----|----|---|---|----|----|----|-----|-----|-----|----|----|----|----|-------|-------|
| Kevin Gross, R (1, 1)<br>ERA: 3.4  | 6.0 | L   | 32 | 9 | 8 | 8  | 9  | 4  | 0   | 1   | 0   | 1  | 2  | 45 | 62 | 12.00 | 2.167 |
| Dave Rucker, L (7, 1)<br>ERA: 4.54 | 2.0 |     | 13 | 6 | 4 | 4  | 0  | 1  | 0   | 1   | 0   | 0  | 1  | 11 | 16 | 18.00 | 3.500 |

**BOTTOM**

**Philadelphia Phillies @ Atlanta Braves**  
Atlanta-Fulton County Stadium, Atlanta, GA

Sun Jul 14 1985, 3:33 AM EDT  
Att. 17,313 - Unknown

|     |    |
|-----|----|
| AB  | 37 |
| R   | 12 |
| H   | 15 |
| RBI | 12 |
| BB  | 5  |
| SO  | 9  |
| LOB | 25 |

livebaseballscorecards.com





| Batter  | 1   | 2                                    | 3                                  | 4                               | 5                            | 6                                | 7                            | 8                               | 9                            | AB R H RBI BB SO LOB            | TOP                          |                                 |                              |                                 |   |                                  |                              |                                 |                                  |                                    |                                  |        |
|---|---|--------------------------------------|------------------------------------|---------------------------------|------------------------------|----------------------------------|------------------------------|---------------------------------|------------------------------|---------------------------------|------------------------------|---------------------------------|------------------------------|---------------------------------|---|----------------------------------|------------------------------|---------------------------------|----------------------------------|------------------------------------|----------------------------------|--------|
| Juan Samuel, R<br>OBP: 0.297, SLG: 0.416<br>(1, 4)                      | 0-0<br>S<br>2B  | 0-0<br>2-H<br>3B                     |                                    | 0-3<br>K                        |                              | 0-0<br>F2                        |                              | 0-0<br>CS<br>S<br>2-H<br>1B     |                              | 5 1 3 2 0 1 2                   |                              |                                 |                              |                                 |   |                                  |                              |                                 |                                  |                                    |                                  |        |
| Von Hayes, L<br>OBP: 0.366, SLG: 0.436<br>(1, 7)                        | 4-0<br>S<br>2B<br>BB  | 0-0<br>F9                            |                                    |                                 | 0-3<br>K                     | 0-0<br>1-2<br>2-H<br>1B          |                              | 4-0<br>CS<br>IBB                |                              | 3 1 1 1 2 1 1                   |                              |                                 |                              |                                 |   |                                  |                              |                                 |                                  |                                    |                                  |        |
| Mike Schmidt, R<br>OBP: 0.323, SLG: 0.430<br>(1, 3)                     | 0-3<br>K<br>1-2<br>2-3  |                                      |                                    | 4-0<br>BB<br>BB                 | 0-0<br>HR                    | 0-0<br>F8                        |                              | 0-0<br>F8<br>1-2<br>2-3         |                              | 4 1 1 1 1 1 6                   |                              |                                 |                              |                                 |   |                                  |                              |                                 |                                  |                                    |                                  |        |
| Glenn Wilson, R<br>OBP: 0.301, SLG: 0.434<br>(1, 9)                     | 0-0<br>2-H<br>3-H<br>2B   |                                      |                                    | 4-0<br>1-2<br>BB                | 0-0<br>F9                    |                                  | 0-0<br>5-3                   |                                 | 0-0<br>F9                    | 4 0 1 2 1 0 0                   |                              |                                 |                              |                                 |   |                                  |                              |                                 |                                  |                                    |                                  |        |
| Ozzie Virgil, R<br>OBP: 0.359, SLG: 0.457<br>(1, 2)                     | 0-3<br>K  |                                      |                                    | 0-0<br>F7                       | 0-0<br>1B                    |                                  | 0-3<br>K                     |                                 | 0-0<br>G1-6-3<br>1B          | 5 0 2 0 0 2 3                   |                              |                                 |                              |                                 |   |                                  |                              |                                 |                                  |                                    |                                  |        |
| Garry Maddox, R<br>OBP: 0.312, SLG: 0.371<br>(1, 8)                     | 0-0<br>F5   |                                      |                                    | 0-0<br>F4                       | 0-0<br>F8                    |                                  | 0-0<br>E<br>S<br>1B          |                                 | 0-0<br>G1-6-3<br>1-2f        | 5 0 1 0 0 0 5                   |                              |                                 |                              |                                 |   |                                  |                              |                                 |                                  |                                    |                                  |        |
| Rick Schu, R<br>OBP: 0.318, SLG: 0.354<br>(1, 5)                        |   | 0-0<br>S<br>3B<br>1B                 |                                    | 0-3<br>K                        |                              | 0-0<br>FC6<br>BB<br>1B           |                              | 0-0<br>F7<br>1-3                |                              | 4 1 2 0 0 1 3                   |                              |                                 |                              |                                 |   |                                  |                              |                                 |                                  |                                    |                                  |        |
| Steve Jeltz, S<br>OBP: 0.271, SLG: 0.222<br>(1, 6)                      |   | 0-3<br>K<br>1-2                      |                                    | 0-3<br>K                        |                              | 4-0<br>FC6<br>1B<br>BB           |                              | 0-0<br>S<br>1B<br>1B            |                              | 3 2 1 0 1 2 1                   |                              |                                 |                              |                                 |   |                                  |                              |                                 |                                  |                                    |                                  |        |
| Jerry Koosman, R<br>OBP: 0.083, SLG: 0.083<br>Kent Tekulve, R<br>(8, 1) |   | 0-0<br>5-3                           |                                    | 0-0<br>6-3                      |                              | 0-0<br>FC6<br>1B<br>1-2<br>2-3f  |                              | 0-3<br>K                        |                              | 4 0 0 0 0 1 4<br>0 0 0 0 0 0 0  |                              |                                 |                              |                                 |   |                                  |                              |                                 |                                  |                                    |                                  |        |
| <b>Inning Stats</b>   | R: 2<br>E: 0<br>K: 2<br>S: 9  | H: 2<br>LOB: 1<br>BB: 1<br>P: 13     | R: 1<br>E: 0<br>K: 1<br>S: 7       | H: 2<br>LOB: 1<br>BB: 0<br>P: 7 | R: 0<br>E: 0<br>K: 1<br>S: 5 | H: 0<br>LOB: 2<br>BB: 2<br>P: 13 | R: 0<br>E: 0<br>K: 2<br>S: 7 | H: 0<br>LOB: 0<br>BB: 0<br>P: 7 | R: 1<br>E: 0<br>K: 1<br>S: 7 | H: 2<br>LOB: 1<br>BB: 0<br>P: 7 | R: 1<br>E: 0<br>K: 0<br>S: 5 | H: 2<br>LOB: 2<br>BB: 1<br>P: 9 | R: 0<br>E: 0<br>K: 1<br>S: 6 | H: 1<br>LOB: 1<br>BB: 0<br>P: 6 | R: 1<br>E: 0<br>K: 1<br>S: 6  | H: 2<br>LOB: 1<br>BB: 1<br>P: 10 | R: 0<br>E: 0<br>K: 0<br>S: 3 | H: 1<br>LOB: 0<br>BB: 0<br>P: 3 | 1B: 8<br>2B: 2<br>3B: 1<br>HR: 1 | SF: 0<br>SAC: 0<br>DP: 1<br>HBP: 0 | WP: 0<br>PB: 0<br>SB: 6<br>CS: 2 | PA: 42 |
| <b>PITCHER</b>  | IP<br>WLS<br>BF<br>H<br>R<br>ER<br>SO<br>BB<br>IBB<br>HBP<br>BLK<br>WP<br>HR<br>S<br>P<br>ERA<br>WHIP | (1, 1)<br>Mario Soto, R<br>ERA: 3.63 | (8, 1)<br>Tom Hume, R<br>ERA: 3.33 |                                 |                              |                                  |                              |                                 |                              |                                 |                              |                                 |                              | <b>PITCHER</b>                  | IP<br>WLS<br>BF<br>H<br>R<br>ER<br>SO<br>BB<br>IBB<br>HBP<br>BLK<br>WP<br>HR<br>S<br>P<br>ERA<br>WHIP |                                  |                              |                                 |                                  |                                    |                                  |        |

Philadelphia Phillies @ Cincinnati Reds  
Riverfront Stadium, Cincinnati, OH  
Thu Jul 18 1985, 7:05 PM EDT  
Att: 25,447 - Unknown

|     |    |
|-----|----|
| AB  | 37 |
| R   | 6  |
| H   | 12 |
| RBI | 6  |
| BB  | 5  |
| SO  | 9  |
| LOB | 25 |



|    |   |    |    |
|----|---|----|----|
| WP | 0 | PA | 42 |
| PB | 0 |    |    |
| SB | 6 |    |    |
| CS | 2 |    |    |

|     |      |      |       |
|-----|------|------|-------|
| ERA | 7.36 | WHIP | 2.045 |
| ERA | 0.00 | WHIP | 0.600 |

| Batter  | 1          | 2          | 3          | 4         | 5                                | 6          | 7          | 8                        | 9          | AB | R | H | RBI | BB | SO | LOB |
|---|------------|------------|------------|-----------|----------------------------------|------------|------------|--------------------------|------------|----|---|---|-----|----|----|-----|
| <b>Gary Redus, R</b><br>OBP: 0.354, SLG: 0.404<br>(1, 8)<br>(9, 7)  | 0-3<br>K   |            | 0-0<br>F7  |           | 0-0<br>F4                        |            |            | 0-0<br>F4                |            | 4  | 0 | 0 | 0   | 0  | 1  | 3   |
| <b>Cesar Cedeno, R</b><br>OBP: 0.313, SLG: 0.356<br>(1, 7)<br>(9, 3)  | 0-0<br>F9  |            |            | 0-0<br>F5 |                                  | 0-0<br>5-3 |            | 0-0<br>1B<br>2B          |            | 4  | 1 | 1 | 0   | 0  | 0  | 0   |
| <b>Dave Parker, L</b><br>OBP: 0.361, SLG: 0.525<br>(1, 9)   | 0-0<br>4-3 |            |            | 0-0<br>F9 |                                  | 0-0<br>1-3 |            | 0-0<br>1B<br>1B          |            | 4  | 0 | 1 | 1   | 0  | 0  | 0   |
| <b>Tony Perez, R</b><br>OBP: 0.368, SLG: 0.482<br><b>Max Venable, L</b><br>OBP: 0.319, SLG: 0.386<br>(1, 3)<br>(8, PR)<br>(9, 8)                          |            | 0-3<br>K   |            | 0-0<br>F9 |                                  | 0-0<br>F9  |            | 0-0<br>1B<br>1B<br>FC5-4 |            | 4  | 0 | 1 | 0   | 0  | 1  | 0   |
| <b>Nick Esasky, R</b><br>OBP: 0.354, SLG: 0.429<br>(1, 5)   |            | 0-0<br>F9  |            |           | 0-0<br>1B<br>SH4-3<br>1B         |            | 0-0<br>HR  | 0-0<br>FC5-4<br>1-2f     |            | 4  | 2 | 2 | 1   | 0  | 0  | 2   |
| <b>Dave Concepcion, R</b><br>OBP: 0.322, SLG: 0.365<br>(1, 6)   |            | 0-0<br>6-3 |            |           | 0-0<br>SH4-3<br>1-2<br>1B<br>1B  |            | 0-0<br>L7  |                          | 0-0<br>5-3 | 4  | 0 | 1 | 0   | 0  | 0  | 0   |
| <b>Alan Knicely, R</b><br>OBP: 0.326, SLG: 0.410<br><b>Tom Hume, R</b><br><b>Eddie Milner, L</b><br>OBP: 0.318, SLG: 0.280<br>(1, 2)<br>(8, 1)<br>(9, PH) |            |            | 0-0<br>4-3 |           | 0-3<br>K                         |            | 0-0<br>E1  |                          | 0-0<br>4-3 | 3  | 0 | 0 | 0   | 0  | 1  | 2   |
| <b>Ron Oester, S</b><br>OBP: 0.334, SLG: 0.369<br>(1, 4)  |            | 0-3<br>K   |            |           | 0-0<br>SH4-3<br>1-2<br>2-3<br>1B |            | 0-0<br>1-3 |                          | 0-0<br>4-3 | 4  | 0 | 1 | 0   | 0  | 1  | 1   |
| <b>Mario Soto, R</b><br>OBP: 0.170, SLG: 0.192<br><b>Dann Bilardello, R</b><br>OBP: 0.176, SLG: 0.160<br>(1, 1)<br>(8, 2)                                 |            |            | 0-0<br>1B  |           | 0-0<br>SH4-3                     |            |            | 0-0<br>F3                |            | 1  | 0 | 1 | 1   | 0  | 0  | 0   |
|   |            |            |            |           | 1-2<br>2-3<br>3-H                |            |            |                          |            | 1  | 0 | 0 | 0   | 0  | 0  | 0   |

| Inning Stats                                   | R: 0 | H: 0 | E: 0 | LOB: 0 | K: 1 | BB: 0 | S: 5 | P: 5 | R: 0 | H: 0 | E: 0 | LOB: 0 | K: 1 | BB: 0 | S: 5 | P: 5 | R: 0  | H: 1 | E: 0 | LOB: 1 | K: 1 | BB: 0 | S: 6 | P: 6 | R: 0 | H: 0 | E: 0 | LOB: 0 | K: 0 | BB: 0 | S: 3 | P: 3 | R: 1 | H: 1 | E: 0 | LOB: 2 | K: 1 | BB: 0 | S: 8 | P: 8 | R: 0 | H: 0 | E: 0 | LOB: 0 | K: 0 | BB: 0 | S: 3 | P: 3 | R: 1 | H: 1 | E: 1 | LOB: 0 | K: 0 | BB: 0 | S: 4 | P: 4 | R: 1 | H: 3 | E: 0 | LOB: 2 | K: 0 | BB: 0 | S: 6 | P: 6 | R: 0 | H: 0 | E: 0 | LOB: 0 | K: 0 | BB: 0 | S: 3 | P: 3 | 1B: 6 | SF: 0 | 2B: 2 | SAC: 1 | 3B: 0 | DP: 1 | HR: 1 | HBP: 0 | WP: 0 | PA: 35 |
|--|------|------|------|--------|------|-------|------|------|------|------|------|--------|------|-------|------|------|-------|------|------|--------|------|-------|------|------|------|------|------|--------|------|-------|------|------|------|------|------|--------|------|-------|------|------|------|------|------|--------|------|-------|------|------|------|------|------|--------|------|-------|------|------|------|------|------|--------|------|-------|------|------|------|------|------|--------|------|-------|------|------|-------|-------|-------|--------|-------|-------|-------|--------|-------|--------|
| <b>PITCHER</b>                                 | IP   | WLS  | BF   | H      | R    | ER    | SO   | BB   | IBB  | HBP  | BLK  | WP     | HR   | S     | P    | ERA  | WHIP  |      |      |        |      |       |      |      |      |      |      |        |      |       |      |      |      |      |      |        |      |       |      |      |      |      |      |        |      |       |      |      |      |      |      |        |      |       |      |      |      |      |      |        |      |       |      |      |      |      |      |        |      |       |      |      |       |       |       |        |       |       |       |        |       |        |
| <b>Jerry Koosman, L</b><br>ERA: 3.45<br>(1, 1) | 7.2  | W    | 30   | 7      | 3    | 3     | 4    | 0    | 0    | 0    | 0    | 0      | 0    | 38    | 38   | 3.52 | 0.913 |      |      |        |      |       |      |      |      |      |      |        |      |       |      |      |      |      |      |        |      |       |      |      |      |      |      |        |      |       |      |      |      |      |      |        |      |       |      |      |      |      |      |        |      |       |      |      |      |      |      |        |      |       |      |      |       |       |       |        |       |       |       |        |       |        |
| <b>Kent Tekulve, R</b><br>ERA: 3.86<br>(8, 1)  | 1.1  | S    | 5    | 1      | 0    | 0     | 0    | 0    | 0    | 0    | 0    | 0      | 0    | 5     | 5    | 0.00 | 0.750 |      |      |        |      |       |      |      |      |      |      |        |      |       |      |      |      |      |      |        |      |       |      |      |      |      |      |        |      |       |      |      |      |      |      |        |      |       |      |      |      |      |      |        |      |       |      |      |      |      |      |        |      |       |      |      |       |       |       |        |       |       |       |        |       |        |

**BOTTOM**

**Philadelphia Phillies @ Cincinnati Reds**  
Riverfront Stadium, Cincinnati, OH  
Thu Jul 18 1985, 7:05 PM EDT  
Att. 25,447 - Unknown

livebaseballscorecards.com

|            |           |
|------------|-----------|
| <b>AB</b>  | <b>34</b> |
| <b>R</b>   | <b>3</b>  |
| <b>H</b>   | <b>8</b>  |
| <b>RBI</b> | <b>3</b>  |
| <b>BB</b>  | <b>0</b>  |
| <b>SO</b>  | <b>4</b>  |
| <b>LOB</b> | <b>8</b>  |





| Batter   | 1   | 2                               | 3                            | 4                                | 5                            | 6                               | 7                            | 8                               | 9                            | AB R H RBI BB SO LOB   | TOP                          |                                 |                              |                                  |                              |                                 |                              |                                 |                                  |                                    |                                  |        |  |  |  |  |  |  |
|--|---|---------------------------------|------------------------------|----------------------------------|------------------------------|---------------------------------|------------------------------|---------------------------------|------------------------------|--|------------------------------|---------------------------------|------------------------------|----------------------------------|------------------------------|---------------------------------|------------------------------|---------------------------------|----------------------------------|------------------------------------|----------------------------------|--------|--|--|--|--|--|--|
| Juan Samuel, R (1, 4)<br>OBP: 0.293, SLG: 0.410  | 0-0<br>F9   |                                 | 0-0<br>F9                    |                                  | 0-0<br>F9                    |                                 | 0-0<br>F4                    |                                 | 0-3<br>K                     | 5 0 0 0 0 1 3  |                              |                                 |                              |                                  |                              |                                 |                              |                                 |                                  |                                    |                                  |        |  |  |  |  |  |  |
| Von Hayes, L (1, 7)<br>OBP: 0.364, SLG: 0.435<br>Kent Tekulve, R (9, 1)  | 0-0<br>F8   |                                 | 0-0<br>F9                    |                                  | 0-3<br>K                     |                                 | 0-0<br>2B                    |                                 | 0-3<br>K                     | 5 0 1 2 0 2 1<br>0 0 0 0 0 0 0                                   |                              |                                 |                              |                                  |                              |                                 |                              |                                 |                                  |                                    |                                  |        |  |  |  |  |  |  |
| Mike Schmidt, R (1, 3)<br>OBP: 0.325, SLG: 0.428   | 0-0<br>F5   |                                 | 0-0<br>F8                    |                                  |                              | 4-0<br>BB                       | 4-0<br>BB                    |                                 |                              | 2 0 0 0 2 0 0  |                              |                                 |                              |                                  |                              |                                 |                              |                                 |                                  |                                    |                                  |        |  |  |  |  |  |  |
| Glenn Wilson, R (1, 9)<br>OBP: 0.297, SLG: 0.429   |   | 0-0<br>F3                       |                              | 0-0<br>F8                        |                              | 0-0<br>F9                       | 0-0<br>5-3                   |                                 |                              | 4 0 0 0 0 0 3  |                              |                                 |                              |                                  |                              |                                 |                              |                                 |                                  |                                    |                                  |        |  |  |  |  |  |  |
| Ozzie Virgil, R (1, 2)<br>OBP: 0.361, SLG: 0.462   |   |                                 |                              |                                  |                              | 0-0<br>F9                       |                              | 0-0<br>4-3                      |                              | 4 0 2 0 0 0 1  |                              |                                 |                              |                                  |                              |                                 |                              |                                 |                                  |                                    |                                  |        |  |  |  |  |  |  |
| Garry Maddox, R (1, 8)<br>OBP: 0.304, SLG: 0.361   |   |                                 |                              |                                  |                              | 0-0<br>F8                       |                              | 0-0<br>4-3                      |                              | 4 0 0 0 0 0 3  |                              |                                 |                              |                                  |                              |                                 |                              |                                 |                                  |                                    |                                  |        |  |  |  |  |  |  |
| Rick Schu, R (1, 5)<br>OBP: 0.329, SLG: 0.356  |   |                                 |                              |                                  |                              | 0-0<br>FC4                      | 4-0<br>1B                    | 0-0<br>F9                       |                              | 2 1 1 0 2 0 0  |                              |                                 |                              |                                  |                              |                                 |                              |                                 |                                  |                                    |                                  |        |  |  |  |  |  |  |
| Steve Jeltz, S (1, 6)<br>OBP: 0.273, SLG: 0.221<br>John Russell, R (7, PH)<br>OBP: 0.312, SLG: 0.329<br>Don Carman, L (7, 1)<br>Derrel Thomas, S (9, PH)<br>OBP: 0.266, SLG: 0.317 |   | 4-0<br>BB                       |                              | 0-0<br>FC4                       |                              | 0-0<br>FC4                      | 0-0<br>1B                    | 0-0<br>F7                       | 0-0<br>SH1-4                 | 1 0 0 0 1 0 2<br>1 0 0 0 0 0 1<br>0 0 0 0 0 0 0<br>1 0 1 0 0 0 0 |                              |                                 |                              |                                  |                              |                                 |                              |                                 |                                  |                                    |                                  |        |  |  |  |  |  |  |
| Kevin Gross, R (1, 1)<br>OBP: 0.162, SLG: 0.139<br>John Wockenfuss, R (7, PH)<br>OBP: 0.333, SLG: 0.176<br>Luis Aguayo, R (7, PR)<br>OBP: 0.361, SLG: 0.392                        |   | 0-3<br>K                        |                              |                                  |                              | 0-0<br>4-3                      |                              | 0-0<br>2B                       | 0-0<br>SH1-4                 | 2 0 0 0 0 1 3<br>1 0 1 0 0 0 0<br>0 1 0 0 0 0 0                  |                              |                                 |                              |                                  |                              |                                 |                              |                                 |                                  |                                    |                                  |        |  |  |  |  |  |  |
| <b>Inning Stats</b>  | R: 0<br>E: 0<br>K: 0<br>S: 3                          | H: 0<br>LOB: 0<br>BB: 0<br>P: 3 | R: 0<br>E: 0<br>K: 1<br>S: 6 | H: 1<br>LOB: 3<br>BB: 2<br>P: 14 | R: 0<br>E: 0<br>K: 0<br>S: 3 | H: 0<br>LOB: 0<br>BB: 0<br>P: 3 | R: 0<br>E: 0<br>K: 0<br>S: 5 | H: 2<br>LOB: 2<br>BB: 0<br>P: 5 | R: 0<br>E: 0<br>K: 1<br>S: 5 | H: 0<br>LOB: 0<br>BB: 0<br>P: 5                                  | R: 0<br>E: 0<br>K: 0<br>S: 3 | H: 0<br>LOB: 1<br>BB: 1<br>P: 7 | R: 2<br>E: 0<br>K: 0<br>S: 5 | H: 2<br>LOB: 2<br>BB: 2<br>P: 13 | R: 0<br>E: 0<br>K: 0<br>S: 3 | H: 0<br>LOB: 0<br>BB: 0<br>P: 3 | R: 0<br>E: 0<br>K: 2<br>S: 8 | H: 1<br>LOB: 1<br>BB: 0<br>P: 8 | 1B: 4<br>2B: 2<br>3B: 0<br>HR: 0 | SF: 0<br>SAC: 1<br>DP: 0<br>HBP: 0 | WP: 0<br>PB: 0<br>SB: 0<br>CS: 0 | PA: 38 |  |  |  |  |  |  |
| <b>PITCHER</b>   | IP WLS BF H R ER SO BB IBB HBP BLK WP HR S P ERA WHIP |                                 |                              |                                  |                              |                                 |                              |                                 |                              |  |                              |                                 |                              |                                  |                              |                                 |                              |                                 |                                  |                                    |                                  |        |  |  |  |  |  |  |
| Tom Browning, L (1, 1)<br>ERA: 3.68  | 6.2   |                                 | 29                           | 5                                | 2                            | 2                               | 2                            | 4                               | 0                            | 0  | 0                            | 0                               | 0                            | 0                                | 29                           | 45                              | 2.70                         | 1.350                           |                                  |                                    |                                  |        |  |  |  |  |  |  |
| Tom Hume, R (7, 1)<br>ERA: 3.31  | 0.1   |                                 | 2                            | 0                                | 0                            | 0                               | 0                            | 1                               | 0                            | 0  | 0                            | 0                               | 0                            | 1                                | 5                            | 0.00                            | 3.000                        |                                 |                                  |                                    |                                  |        |  |  |  |  |  |  |
| John Franco, L (8, 1)<br>ERA: 1.75   | 2.0   | W                               | 7                            | 1                                | 0                            | 0                               | 2                            | 0                               | 0                            | 0  | 0                            | 0                               | 0                            | 11                               | 11                           | 0.00                            | 0.500                        |                                 |                                  |                                    |                                  |        |  |  |  |  |  |  |

Philadelphia Phillies @ Cincinnati Reds  
Riverfront Stadium, Cincinnati, OH

Fri Jul 19 1985, 7:05 PM EDT  
Att: 28,929 - Unknown

livebaseballscores.com

|     |    |
|-----|----|
| AB  | 32 |
| R   | 2  |
| H   | 6  |
| RBI | 2  |
| BB  | 5  |
| SO  | 4  |
| LOB | 17 |



| Batter   | 1                           | 2                       | 3          | 4                   | 5                     | 6         | 7                          | 8                | 9                        | AB | R | H | RBI | BB | SO | LOB |
|--|-----------------------------|-------------------------|------------|---------------------|-----------------------|-----------|----------------------------|------------------|--------------------------|----|---|---|-----|----|----|-----|
| Eddie Milner, L<br>OBP: 0.317, SLG: 0.277<br>(1, 8)  | 4-0<br>1B<br>SF9<br>BB      | 0-0<br>F9               |            |                     | 0-0<br>F9             |           | 0-0<br>FC5-6<br>1B<br>1-2f |                  |                          | 3  | 1 | 0 | 0   | 1  | 0  | 4   |
| Max Venable, L<br>OBP: 0.320, SLG: 0.383<br>Cesar Cedeno, R<br>OBP: 0.317, SLG: 0.359<br>(7, PH)<br>(8, 3) | 0-0<br>FC6<br>1B<br>1-3     |                         | 0-0<br>3-1 |                     | 0-0<br>E3<br>S<br>1-3 |           | 0-0<br>G4-6-3<br>1B<br>1-2 |                  |                          | 3  | 0 | 1 | 0   | 0  | 0  | 1   |
| Pete Rose, S<br>OBP: 0.392, SLG: 0.320<br>John Franco, L<br>OBP: 0.333, SLG: 0.333<br>(1, 3)<br>(8, 1)     | 0-0<br>SF9                  |                         | 0-0<br>F7  |                     | 0-0<br>SF8            |           | 0-0<br>G4-6-3<br>1-2f      |                  |                          | 2  | 0 | 0 | 2   | 0  | 0  | 2   |
| Dave Parker, L<br>OBP: 0.360, SLG: 0.520<br>(1, 9)   | 0-0<br>FC6<br>FC6-4<br>1-2f |                         | 1-0<br>HBP |                     | 0-0<br>4-3            |           |                            | 0-3<br>K         |                          | 3  | 0 | 0 | 0   | 0  | 1  | 2   |
| Buddy Bell, R<br>OBP: 0.307, SLG: 0.334<br>(1, 5)  | 0-0<br>FC6-4<br>1-2f        |                         | 0-0<br>F9  |                     | 0-0<br>5-3            |           |                            | 0-0<br>CS<br>1B  |                          | 4  | 0 | 1 | 0   | 0  | 0  | 2   |
| Dave Concepcion, R<br>OBP: 0.321, SLG: 0.363<br>(1, 6)   |                             | 0-0<br>6-3              |            | 0-0<br>G6-3<br>1B   |                       | 0-0<br>F8 |                            | 0-0<br>F9<br>1-2 |                          | 4  | 0 | 1 | 0   | 0  | 0  | 1   |
| Ron Oester, S<br>OBP: 0.340, SLG: 0.372<br>(1, 4)  |                             | 4-0<br>SH5-4<br>E<br>BB |            | 0-0<br>F7           |                       | 0-0<br>1B |                            |                  | 0-0<br>SH3-4<br>2B<br>1B | 3  | 1 | 2 | 0   | 1  | 0  | 1   |
| Dann Bilardello, R<br>OBP: 0.167, SLG: 0.151<br>(1, 2)   |                             | 0-0<br>E5<br>SH5-4      |            | 0-0<br>G6-3<br>1-2f |                       | 0-3<br>K  |                            |                  | 0-0<br>SH3-4             | 3  | 0 | 0 | 0   | 0  | 1  | 3   |
| Tom Browning, L<br>OBP: 0.238, SLG: 0.231<br>Tom Hume, R<br>OBP: 0.360, SLG: 0.413<br>(7, PH)<br>(8, 7)    |                             | 0-0<br>SH5-4            |            |                     | 0-0<br>E<br>SF8<br>1B |           | 4-0<br>FC5-6<br>BB         |                  | 0-0<br>2B<br>2-H         | 1  | 1 | 1 | 0   | 0  | 0  | 0   |
|  |                             | 1-2<br>2-3              |            |                     |                       |           |                            |                  |                          | 0  | 0 | 0 | 0   | 0  | 0  | 0   |
|  |                             |                         |            |                     |                       |           |                            |                  |                          | 1  | 0 | 1 | 1   | 1  | 0  | 0   |

| Inning Stats | R: 1 | H: 1 | E: 0 | K: 0 | S: 4 | H: 1 | LOB: 1 | BB: 1 | P: 8 | R: 0 | H: 0 | E: 1 | K: 0 | S: 4 | H: 0 | LOB: 2 | BB: 1 | P: 8 | R: 0 | H: 0 | E: 0 | K: 0 | S: 3 | H: 1 | LOB: 0 | BB: 0 | P: 3 | R: 1 | H: 1 | E: 1 | K: 0 | S: 5 | H: 1 | LOB: 1 | BB: 0 | P: 5 | R: 0 | H: 1 | E: 0 | K: 1 | S: 6 | H: 1 | LOB: 1 | BB: 0 | P: 6 | R: 0 | H: 1 | E: 0 | K: 0 | S: 3 | H: 1 | LOB: 1 | BB: 1 | P: 7 | R: 0 | H: 1 | E: 0 | K: 1 | S: 5 | H: 1 | LOB: 0 | BB: 0 | P: 5 | R: 1 | H: 2 | E: 0 | K: 0 | S: 3 | H: 0 | LOB: 1 | BB: 0 | P: 3 | 1B: 7 | SF: 2 | 2B: 1 | SAC: 2 | 3B: 0 | DP: 2 | HR: 0 | HBP: 1 | WP: 0 | PA: 36 |
|--------------|------|------|------|------|------|------|--------|-------|------|------|------|------|------|------|------|--------|-------|------|------|------|------|------|------|------|--------|-------|------|------|------|------|------|------|------|--------|-------|------|------|------|------|------|------|------|--------|-------|------|------|------|------|------|------|------|--------|-------|------|------|------|------|------|------|------|--------|-------|------|------|------|------|------|------|------|--------|-------|------|-------|-------|-------|--------|-------|-------|-------|--------|-------|--------|
|--------------|------|------|------|------|------|------|--------|-------|------|------|------|------|------|------|------|--------|-------|------|------|------|------|------|------|------|--------|-------|------|------|------|------|------|------|------|--------|-------|------|------|------|------|------|------|------|--------|-------|------|------|------|------|------|------|------|--------|-------|------|------|------|------|------|------|------|--------|-------|------|------|------|------|------|------|------|--------|-------|------|-------|-------|-------|--------|-------|-------|-------|--------|-------|--------|


| PITCHER                                | IP  | WLS | BF | H | R | ER | SO | BB | IBB | HBP | BLK | WP | HR | S  | P  | ERA   | WHIP  |
|--|-----|-----|----|---|---|----|----|----|-----|-----|-----|----|----|----|----|-------|-------|
| Kevin Gross, R<br>ERA: 3.29<br>(1, 1)  | 6.0 |     | 26 | 4 | 2 | 1  | 1  | 2  | 0   | 1   | 0   | 0  | 0  | 25 | 34 | 1.50  | 1.000 |
| Don Carman, L<br>ERA: 2.63<br>(7, 1)   | 2.0 |     | 7  | 2 | 0 | 0  | 1  | 1  | 0   | 0   | 0   | 0  | 0  | 8  | 12 | 0.00  | 1.500 |
| Kent Tekulve, R<br>ERA: 4.03<br>(9, 1) | 0.1 | L   | 3  | 2 | 1 | 1  | 0  | 0  | 0   | 0   | 0   | 0  | 0  | 3  | 3  | 27.00 | 6.000 |

**BOTTOM**

**Philadelphia Phillies @ Cincinnati Reds**  
Riverfront Stadium, Cincinnati, OH

Fri Jul 19 1985, 7:05 PM EDT  
Att. 28,929 - Unknown

|     |    |
|-----|----|
| AB  | 28 |
| R   | 3  |
| H   | 8  |
| RBI | 3  |
| BB  | 3  |
| SO  | 2  |
| LOB | 16 |



| PITCHER | IP | WLS | BF | H | R | ER | SO | BB | IBB | HBP | BLK | WP | HR | S | P | ERA | WHIP |
|---------|----|-----|----|---|---|----|----|----|-----|-----|-----|----|----|---|---|-----|------|
|---------|----|-----|----|---|---|----|----|----|-----|-----|-----|----|----|---|---|-----|------|



| Batter  | 1                            | 2                               | 3                            | 4                                | 5                            | 6                                      | 7                            | 8                               | 9                            | AB                              | R                            | H                                | RBI                          | BB                              | SO                           | LOB                             | TOP                          |                                 |                                   |                                    |                                  |        |
|---|------------------------------|---------------------------------|------------------------------|----------------------------------|------------------------------|--|------------------------------|---------------------------------|------------------------------|---------------------------------|------------------------------|----------------------------------|------------------------------|---------------------------------|------------------------------|---------------------------------|------------------------------|---------------------------------|-----------------------------------|------------------------------------|----------------------------------|--------|
| Juan Samuel, R (1, 4)<br>OBP: 0.297, SLG: 0.424   | 0-0<br>CS<br>2B              | 0-0<br>HR                       |                              |                                  | 0-3<br>K                     | 0-0<br>FC6-4<br>1B                     |                              | 0-0<br>SF9                      |                              | 4                               | 1                            | 3                                | 5                            | 0                               | 1                            | 0                               |                              |                                 |                                   |                                    |                                  |        |
| Von Hayes, L (1, 7)<br>OBP: 0.358, SLG: 0.428     | 0-0<br>1-3                   | 0-0<br>F9                       |                              |                                  | 0-0<br>F8                    | 0-0<br>FC6-4                           |                              | 0-0<br>FC4-6                    |                              | 5                               | 0                            | 0                                | 1                            | 0                               | 0                            | 4                               |                              |                                 |                                   |                                    |                                  |        |
| Mike Schmidt, R (1, 3)<br>OBP: 0.326, SLG: 0.425  | 4-0<br>1B<br>2-3<br>BB       |                                 |                              |                                  | 0-3<br>K                     | 0-0<br>1B<br>2B<br>1B                  |                              | 0-0<br>6-3                      |                              | 4                               | 1                            | 1                                | 0                            | 1                               | 1                            | 1                               |                              |                                 |                                   |                                    |                                  |        |
| Glenn Wilson, R (1, 9)<br>OBP: 0.302, SLG: 0.430  | 0-0<br>1-3<br>1B             |                                 |                              |                                  | 0-3<br>K                     | 0-0<br>2B<br>1-3<br>FC3-2<br>1B        |                              | 0-0<br>5-3                      |                              | 4                               | 0                            | 2                                | 0                            | 1                               | 1                            | 0                               |                              |                                 |                                   |                                    |                                  |        |
| Ozzie Virgil, R (1, 2)<br>OBP: 0.361, SLG: 0.465  | 0-0<br>F4                    |                                 |                              |                                  | 0-3<br>K                     | 0-0<br>FC3-2<br>1B<br>2-3<br>3-H<br>2B |                              | 0-0<br>6-3                      |                              | 5                               | 1                            | 2                                | 1                            | 0                               | 1                            | 2                               |                              |                                 |                                   |                                    |                                  |        |
| Garry Maddox, R (1, 8)<br>OBP: 0.301, SLG: 0.355  |                              | 0-0<br>F7                       |                              |                                  | 0-0<br>F5                    | 0-0<br>1-3                             |                              | 0-0<br>1B<br>1B<br>1B           |                              | 5                               | 1                            | 1                                | 0                            | 0                               | 0                            | 4                               |                              |                                 |                                   |                                    |                                  |        |
| Rick Schu, R (1, 5)<br>OBP: 0.337, SLG: 0.356     |                              | 4-0<br>SH1-3<br>HR<br>BB<br>BB  |                              |                                  | 0-0<br>6-3                   | 4-0<br>FC3-2<br>1B<br>IBB              |                              | 0-0<br>1B<br>1B<br>1B<br>SF9    |                              | 3                               | 3                            | 1                                | 0                            | 2                               | 0                            | 2                               |                              |                                 |                                   |                                    |                                  |        |
| Steve Jeltz, S (1, 6)<br>OBP: 0.276, SLG: 0.220   |                              | 4-0<br>SH1-3<br>HR<br>BB        |                              |                                  | 0-3<br>K                     | 0-0<br>FC3-2<br>1B                     |                              | 0-0<br>SF9<br>FC4-6<br>1B       |                              | 1                               | 1                            | 0                                | 0                            | 1                               | 1                            | 0                               |                              |                                 |                                   |                                    |                                  |        |
| Tim Corcoran, L (6, PH)<br>OBP: 0.317, SLG: 0.281 |                              | 1-2<br>HR<br>BB                 |                              |                                  |                              | 1-2<br>2-3<br>3-H<br>1B                |                              | 1-2<br>2-3<br>3-H<br>1B         |                              | 1                               | 0                            | 0                                | 0                            | 0                               | 0                            | 3                               |                              |                                 |                                   |                                    |                                  |        |
| Luis Aguayo, R (6, PR)<br>OBP: 0.364, SLG: 0.395  |                              | 1-2<br>HR<br>BB                 |                              |                                  |                              | 1-2<br>2-3<br>3-H<br>1B                |                              | 1-2<br>2-3<br>3-H<br>1B         |                              | 2                               | 2                            | 1                                | 0                            | 0                               | 0                            | 2                               |                              |                                 |                                   |                                    |                                  |        |
| Shane Rawley, R (1, 1)<br>OBP: 0.171, SLG: 0.094  |                              | 0-0<br>SH1-3                    |                              |                                  | 0-0<br>F8                    | 0-0<br>1B                              |                              | 0-0<br>FC4-6<br>1B              |                              | 2                               | 0                            | 1                                | 2                            | 0                               | 0                            | 0                               |                              |                                 |                                   |                                    |                                  |        |
| Greg Gross, L (8, PH)<br>OBP: 0.366, SLG: 0.328   |                              |                                 |                              |                                  |                              |  |                              |                                 |                              | 1                               | 0                            | 1                                | 1                            | 0                               | 0                            | 0                               |                              |                                 |                                   |                                    |                                  |        |
| Larry Andersen, R (8, 1)                          |                              |                                 |                              |                                  |                              |  |                              |                                 |                              | 0                               | 0                            | 0                                | 0                            | 0                               | 0                            | 0                               |                              |                                 |                                   |                                    |                                  |        |
| Don Carman, L (8, 1)                              |                              |                                 |                              |                                  |                              |  |                              |                                 |                              | 0                               | 0                            | 0                                | 0                            | 0                               | 0                            | 0                               |                              |                                 |                                   |                                    |                                  |        |
| Kent Tekulve, R (8, 1)                            |                              |                                 |                              |                                  |                              |  |                              |                                 |                              | 0                               | 0                            | 0                                | 0                            | 0                               | 0                            | 0                               |                              |                                 |                                   |                                    |                                  |        |
| <b>Inning Stats</b>                               | R: 0<br>E: 0<br>K: 0<br>S: 4 | H: 2<br>LOB: 2<br>BB: 1<br>P: 8 | R: 3<br>E: 0<br>K: 0<br>S: 4 | H: 1<br>LOB: 0<br>BB: 2<br>P: 12 | R: 0<br>E: 0<br>K: 3<br>S: 9 | H: 0<br>LOB: 0<br>BB: 0<br>P: 9        | R: 0<br>E: 0<br>K: 1<br>S: 5 | H: 0<br>LOB: 0<br>BB: 0<br>P: 5 | R: 0<br>E: 0<br>K: 1<br>S: 5 | H: 0<br>LOB: 0<br>BB: 0<br>P: 5 | R: 4<br>E: 0<br>K: 0<br>S: 8 | H: 5<br>LOB: 2<br>BB: 1<br>P: 12 | R: 0<br>E: 0<br>K: 0<br>S: 3 | H: 0<br>LOB: 0<br>BB: 0<br>P: 3 | R: 3<br>E: 0<br>K: 0<br>S: 7 | H: 4<br>LOB: 1<br>BB: 0<br>P: 7 | R: 0<br>E: 1<br>K: 0<br>S: 4 | H: 1<br>LOB: 2<br>BB: 1<br>P: 8 | 1B: 10<br>2B: 2<br>3B: 0<br>HR: 1 | SF: 1<br>SAC: 1<br>DP: 0<br>HBP: 0 | WP: 0<br>PB: 0<br>SB: 0<br>CS: 1 | PA: 44 |
| <b>PITCHER</b>                                    | IP                           | WLS                             | BF                           | H                                | R                            | ER                                     | SO                           | BB                              | IBB                          | HBP                             | BLK                          | WP                               | HR                           | S                               | P                            | ERA                             | WHIP                         |                                 |                                   |                                    |                                  |        |
| Ron Robinson, R (1, 1)<br>ERA: 3.59               | 5.2                          | L                               | 27                           | 7                                | 7                            | 7                                      | 5                            | 3                               | 1                            | 0                               | 0                            | 0                                | 1                            | 33                              | 49                           | 11.12                           | 1.765                        |                                 |                                   |                                    |                                  |        |
| Tom Hume, R (6, 1)<br>ERA: 3.31                   | 0.0                          |                                 | 1                            | 1                                | 0                            | 0                                      | 0                            | 0                               | 0                            | 0                               | 0                            | 0                                | 0                            | 1                               | 1                            | ∞                               | ∞                            |                                 |                                   |                                    |                                  |        |
| Bob Buchanan, L (6, 1)<br>ERA:                    | 1.1                          |                                 | 4                            | 0                                | 0                            | 0                                      | 0                            | 0                               | 0                            | 0                               | 0                            | 0                                | 0                            | 4                               | 4                            | 0.00                            | 0.000                        |                                 |                                   |                                    |                                  |        |
| John Stuper, R (8, 1)<br>ERA: 5.79                | 1.0                          |                                 | 7                            | 4                                | 3                            | 3                                      | 0                            | 0                               | 0                            | 0                               | 0                            | 0                                | 0                            | 7                               | 7                            | 27.00                           | 4.000                        |                                 |                                   |                                    |                                  |        |
| Ted Power, R (9, 1)<br>ERA: 1.52                  | 1.0                          |                                 | 5                            | 1                                | 0                            | 0                                      | 0                            | 1                               | 0                            | 0                               | 0                            | 0                                | 0                            | 4                               | 8                            | 0.00                            | 2.000                        |                                 |                                   |                                    |                                  |        |

Philadelphia Phillies @ Cincinnati Reds  
Riverfront Stadium, Cincinnati, OH  
Sat Jul 20 1985, 7:05 PM EDT  
Att: 33,624 - Unknown

livebaseballscorecards.com

|     |    |
|-----|----|
| AB  | 37 |
| R   | 10 |
| H   | 13 |
| RBI | 10 |
| BB  | 5  |
| SO  | 5  |
| LOB | 18 |



BOTTOM

Philadelphia Phillies @ Cincinnati Reds  
Riverfront Stadium, Cincinnati, OH

Sat Jul 20 1985, 7:05 PM EDT  
Att. 33,624 - Unknown

livebaseballscorecards.com

|     |    |
|-----|----|
| AB  | 34 |
| R   | 6  |
| H   | 10 |
| RBI | 5  |
| BB  | 7  |
| SO  | 3  |
| LOB | 16 |



|    |   |    |    |
|----|---|----|----|
| WP | 2 | PA | 42 |
| PB | 0 |    |    |
| SB | 2 |    |    |
| CS | 0 |    |    |

AB R H RBI BB SO LOB

2 0 1 1 3 0 0  
4 1 1 1 1 1 4  
0 0 0 0 0 0 0

5 0 0 0 0 1 4

3 2 0 0 2 0 2

5 1 3 3 0 0 1

5 0 1 0 0 0 4

4 1 2 0 0 0 1

4 1 2 0 0 1 0

1 0 0 0 0 0 0  
0 0 0 0 0 0 0  
0 0 0 0 0 0 0  
1 0 0 0 0 0 0  
0 0 0 0 0 0 0  
0 0 0 0 1 0 0  
0 0 0 0 0 0 0

1B: 7 SF: 0  
2B: 3 SAC: 1  
3B: 0 DP: 1  
HR: 0 HBP: 0

| Batter  | 1                               | 2          | 3                  | 4                    | 5                                 | 6          | 7                    | 8                              | 9          |
|---|---------------------------------|------------|--------------------|----------------------|-----------------------------------|------------|----------------------|--------------------------------|------------|
| Gary Redus, R<br>OBP: 0.370, SLG: 0.414<br>(1, 8)<br>(9, 7)   | 0-0<br>FC5-2<br>1B              |            | 0-0<br>F7          |                      | 4-0<br>1B<br>BB                   |            | 4-0<br>FC5-4<br>BB   | 4-0<br>1-2<br>2-3<br>3-H<br>BB |            |
| Cesar Cedeno, R<br>OBP: 0.319, SLG: 0.357<br>Ted Power, R<br>(1, 7)<br>(9, 1)   | 4-0<br>FC5-2<br>1-2<br>2B<br>BB |            | 0-0<br>4-3         |                      | 0-0<br>G6-4-3<br>1-3<br>2-H<br>1B |            | 0-0<br>FC5-4<br>1-2f | 0-3<br>K                       |            |
| Dave Parker, L<br>OBP: 0.355, SLG: 0.513<br>(1, 9)  | 0-3<br>K                        |            | 0-0<br>6-3         |                      | 0-0<br>G6-4-3<br>1-2f             |            |                      | 0-0<br>F6                      | 0-0<br>G3  |
| Buddy Bell, R<br>OBP: 0.308, SLG: 0.331<br>(1, 5)   | 0-0<br>FC5-2<br>1-3<br>2B       |            | 0-0<br>6-3         |                      | 4-0<br>1B<br>WP<br>BB             |            |                      | 4-0<br>2B<br>BB                | 0-0<br>5-3 |
| Tony Perez, R<br>OBP: 0.380, SLG: 0.522<br>(1, 3)   | 0-0<br>2B                       |            | 0-0<br>F9          |                      | 0-0<br>F8                         |            |                      | 0-0<br>1-3<br>1-H<br>WP<br>2B  | 0-0<br>2B  |
| Dave Concepcion, R<br>OBP: 0.319, SLG: 0.361<br>(1, 6)  | 0-0<br>F9                       |            | 0-0<br>FC4-6<br>1B |                      | 0-0<br>F8                         |            |                      | 0-0<br>1-3<br>2-3              | 0-0<br>5-3 |
| Ron Oester, S<br>OBP: 0.342, SLG: 0.374<br>(1, 4)   |                                 | 0-0<br>3-1 |                    | 0-0<br>FC4-6<br>1-2f |                                   | 0-0<br>1B  |                      | 0-0<br>1B<br>BB<br>1B          |            |
| Dann Bilardello, R<br>OBP: 0.190, SLG: 0.175<br>(1, 2)  |                                 | 0-0<br>F4  |                    | 0-0<br>SH3-4<br>1B   |                                   | 0-3<br>K   |                      | 0-0<br>BB<br>BB<br>1B          |            |
| Ron Robinson, R<br>Tom Hume, R<br>Bob Buchanan, L<br>Alan Krucicky, R<br>John Stuper, R<br>Wayne Krenchicki, L<br>Eddie Milner, L<br>(1, 1)<br>(6, 1)<br>(6, 1)<br>(7, PH)<br>(8, 1)<br>(8, PH)<br>(8, 8) |                                 | 0-0<br>5-3 |                    | 0-0<br>SH3-4<br>1-2  |                                   | 0-0<br>5-3 |                      | 4-0<br>1-2<br>BB<br>BB         |            |

| Inning Stats | R: 2 | H: 2 | E: 0 | LOB: 1 | K: 1 | P: 11 | R: 0 | H: 0 | E: 0 | LOB: 0 | K: 0 | P: 3 | R: 0 | H: 1 | E: 0 | LOB: 1 | K: 0 | P: 4 | R: 1 | H: 2 | E: 0 | LOB: 1 | K: 0 | P: 8 | R: 0 | H: 1 | E: 0 | LOB: 2 | K: 0 | P: 7 | R: 0 | H: 0 | E: 0 | LOB: 1 | K: 1 | P: 9 | R: 3 | H: 3 | E: 0 | LOB: 3 | K: 1 | P: 20 | R: 0 | H: 1 | E: 0 | LOB: 1 | K: 0 | P: 4 | 1B: 7 | SF: 0 | 2B: 3 | SAC: 1 | 3B: 0 | DP: 1 | HR: 0 | HBP: 0 | WP: 2 | PA: 42 |
|--------------|------|------|------|--------|------|-------|------|------|------|--------|------|------|------|------|------|--------|------|------|------|------|------|--------|------|------|------|------|------|--------|------|------|------|------|------|--------|------|------|------|------|------|--------|------|-------|------|------|------|--------|------|------|-------|-------|-------|--------|-------|-------|-------|--------|-------|--------|
|--------------|------|------|------|--------|------|-------|------|------|------|--------|------|------|------|------|------|--------|------|------|------|------|------|--------|------|------|------|------|------|--------|------|------|------|------|------|--------|------|------|------|------|------|--------|------|-------|------|------|------|--------|------|------|-------|-------|-------|--------|-------|-------|-------|--------|-------|--------|

| PITCHER                                  | IP  | WLS | BF | H | R | ER | SO | BB | IBB | HBP | BLK | WP | HR | S  | P  | ERA   | WHIP  |
|--|-----|-----|----|---|---|----|----|----|-----|-----|-----|----|----|----|----|-------|-------|
| Shane Rawley, L<br>ERA: 3.21<br>(1, 1)   | 7.0 | W   | 29 | 6 | 3 | 3  | 2  | 4  | 0   | 0   | 0   | 1  | 0  | 29 | 45 | 3.86  | 1.429 |
| Larry Andersen, R<br>ERA: 4.47<br>(8, 1) | 0.2 |     | 7  | 3 | 3 | 3  | 0  | 2  | 0   | 0   | 0   | 1  | 0  | 5  | 13 | 40.50 | 7.500 |
| Don Carman, L<br>ERA: 2.63<br>(8, 1)     | 0.0 |     | 1  | 0 | 0 | 0  | 0  | 1  | 0   | 0   | 0   | 0  | 0  | 4  | ∞  | ∞     |       |
| Kent Tekulve, R<br>ERA: 3.91<br>(8, 1)   | 1.1 | S   | 5  | 1 | 0 | 0  | 1  | 0  | 0   | 0   | 0   | 0  | 0  | 7  | 7  | 0.00  | 0.750 |



| Batter   | 1   | 2                               | 3                            | 4                                | 5                            | 6                               | 7                            | 8                               | 9                            | AB R H RBI BB SO LOB            | TOP                          |                                 |                              |                                 |                              |                                  |                              |                                 |                                  |                                    |                                  |        |  |  |  |  |  |
|--|---|---------------------------------|------------------------------|----------------------------------|------------------------------|---------------------------------|------------------------------|---------------------------------|------------------------------|---------------------------------|------------------------------|---------------------------------|------------------------------|---------------------------------|------------------------------|----------------------------------|------------------------------|---------------------------------|----------------------------------|------------------------------------|----------------------------------|--------|--|--|--|--|--|
| Juan Samuel, R (1, 4)<br>OBP: 0.301, SLG: 0.433    | 0-0<br>HR   | 4-0<br>BB<br>IBB                |                              | X 0-0<br>1B                      |                              | X 0-0<br>G5-4-3<br>1-2f         |                              | 0-3<br>K                        |                              | 4 1 2 1 1 1 2                   |                              |                                 |                              |                                 |                              |                                  |                              |                                 |                                  |                                    |                                  |        |  |  |  |  |  |
| Von Hayes, L (1, 8)<br>OBP: 0.356, SLG: 0.422      | 0-0<br>F7   | 4-0<br>1-2<br>2-3<br>BB         |                              | X 0-0<br>F8                      |                              | X 0-0<br>F7                     |                              | 0-3<br>K                        |                              | 4 0 0 0 1 1 2                   |                              |                                 |                              |                                 |                              |                                  |                              |                                 |                                  |                                    |                                  |        |  |  |  |  |  |
| Mike Schmidt, R (1, 3)<br>OBP: 0.324, SLG: 0.420   | 0-0<br>6-3  | 0-3<br>K                        |                              | 0-3<br>K                         |                              | 0-0<br>5-3                      |                              |                                 | 4-0<br>BB<br>G6-3            | 4 0 0 0 1 2 4                   |                              |                                 |                              |                                 |                              |                                  |                              |                                 |                                  |                                    |                                  |        |  |  |  |  |  |
| Glenn Wilson, R (1, 9)<br>OBP: 0.303, SLG: 0.438   | 0-0<br>5-3  |                                 | X 0-0<br>1B<br>1B            |                                  | X 0-0<br>5-3                 |                                 | X 0-0<br>HR                  | X 0-0<br>G6-3<br>1-2f           |                              | 5 1 2 1 0 0 1                   |                              |                                 |                              |                                 |                              |                                  |                              |                                 |                                  |                                    |                                  |        |  |  |  |  |  |
| Bo Diaz, R (1, 2)<br>OBP: 0.273, SLG: 0.300        |   | 4-0<br>1B<br>BB                 | X 0-0<br>F4                  |                                  | 0-3<br>K                     |                                 | X 0-0<br>1B<br>3B            | 0-3<br>K                        |                              | 3 1 1 0 1 1 1                   |                              |                                 |                              |                                 |                              |                                  |                              |                                 |                                  |                                    |                                  |        |  |  |  |  |  |
| Derrel Thomas, S (7, PR)<br>OBP: 0.266, SLG: 0.317 |   |                                 |                              |                                  |                              |                                 |                              |                                 |                              | 0 1 0 0 0 0 0                   |                              |                                 |                              |                                 |                              |                                  |                              |                                 |                                  |                                    |                                  |        |  |  |  |  |  |
| Don Carman, L (7, 1)                               |   |                                 |                              |                                  |                              |                                 |                              |                                 |                              | 0 0 0 0 0 0 0                   |                              |                                 |                              |                                 |                              |                                  |                              |                                 |                                  |                                    |                                  |        |  |  |  |  |  |
| Greg Gross, L (9, PH)<br>OBP: 0.364, SLG: 0.325    |   |                                 |                              |                                  |                              |                                 |                              |                                 |                              | 1 0 0 0 0 1 0                   |                              |                                 |                              |                                 |                              |                                  |                              |                                 |                                  |                                    |                                  |        |  |  |  |  |  |
| John Russell, R (1, 7)<br>OBP: 0.320, SLG: 0.337   |   | 0-0<br>F2                       | X 0-0<br>1-2<br>1B           |                                  | X 0-0<br>6-3                 |                                 | X 0-0<br>FC6-4<br>1B         |                                 |                              | 4 0 2 1 0 0 1                   |                              |                                 |                              |                                 |                              |                                  |                              |                                 |                                  |                                    |                                  |        |  |  |  |  |  |
| Rick Schu, R (1, 5)<br>OBP: 0.341, SLG: 0.379      |   | 0-0<br>1B<br>4-3<br>1B          | X 0-0<br>F8                  |                                  | X 0-0<br>HR                  |                                 | X 0-0<br>FC6-4               |                                 |                              | 4 2 2 1 0 0 4                   |                              |                                 |                              |                                 |                              |                                  |                              |                                 |                                  |                                    |                                  |        |  |  |  |  |  |
| Steve Jeltz, S (1, 6)<br>OBP: 0.277, SLG: 0.222    |   | 0-0<br>BB<br>4-3<br>1B          | X 0-0<br>4-3                 |                                  | X 0-0<br>6-3                 |                                 |                              | 0-3<br>K                        |                              | 3 0 1 1 0 0 2                   |                              |                                 |                              |                                 |                              |                                  |                              |                                 |                                  |                                    |                                  |        |  |  |  |  |  |
| Luis Aguayo, R (8, PH)<br>OBP: 0.360, SLG: 0.390   |   | 1-3<br>2-H<br>BB<br>4-3<br>1B   |                              |                                  |                              |                                 |                              |                                 |                              | 1 0 0 0 0 1 0                   |                              |                                 |                              |                                 |                              |                                  |                              |                                 |                                  |                                    |                                  |        |  |  |  |  |  |
| John Denny, R (1, 1)<br>OBP: 0.196, SLG: 0.167     |   | 0-0<br>4-3                      | X 0-0<br>F9                  |                                  | X 0-0<br>G5-4-3<br>1B        |                                 |                              | 4-0<br>BB                       |                              | 3 0 1 1 0 0 1                   |                              |                                 |                              |                                 |                              |                                  |                              |                                 |                                  |                                    |                                  |        |  |  |  |  |  |
| Ozzie Virgil, R (7, 2)<br>OBP: 0.364, SLG: 0.465   |   |                                 |                              |                                  |                              |                                 |                              |                                 |                              | 0 0 0 0 1 0 0                   |                              |                                 |                              |                                 |                              |                                  |                              |                                 |                                  |                                    |                                  |        |  |  |  |  |  |
| <b>Inning Stats</b>                                | R: 1<br>E: 0<br>K: 0<br>S: 4                          | H: 1<br>LOB: 0<br>BB: 0<br>P: 4 | R: 2<br>E: 0<br>K: 1<br>S: 7 | H: 2<br>LOB: 3<br>BB: 3<br>P: 19 | R: 0<br>E: 0<br>K: 0<br>S: 5 | H: 2<br>LOB: 2<br>BB: 0<br>P: 5 | R: 0<br>E: 0<br>K: 1<br>S: 6 | H: 1<br>LOB: 1<br>BB: 0<br>P: 6 | R: 0<br>E: 0<br>K: 1<br>S: 5 | H: 0<br>LOB: 0<br>BB: 0<br>P: 5 | R: 1<br>E: 0<br>K: 0<br>S: 4 | H: 2<br>LOB: 0<br>BB: 0<br>P: 4 | R: 2<br>E: 0<br>K: 0<br>S: 6 | H: 3<br>LOB: 2<br>BB: 0<br>P: 6 | R: 0<br>E: 0<br>K: 3<br>S: 9 | H: 0<br>LOB: 1<br>BB: 1<br>P: 13 | R: 0<br>E: 0<br>K: 1<br>S: 4 | H: 0<br>LOB: 0<br>BB: 1<br>P: 8 | 1B: 7<br>2B: 0<br>3B: 1<br>HR: 3 | SF: 0<br>SAC: 0<br>DP: 2<br>HBP: 0 | WP: 0<br>PB: 0<br>SB: 0<br>CS: 0 | PA: 41 |  |  |  |  |  |
| <b>PITCHER</b>                                     | IP WLS BF H R ER SO BB IBB HBP BLK WP HR S P ERA WHIP |                                 |                              |                                  |                              |                                 |                              |                                 |                              |                                 |                              |                                 |                              |                                 |                              |                                  |                              |                                 |                                  |                                    |                                  |        |  |  |  |  |  |
| Joe Price, L (1, 1)<br>ERA: 4.25                   | 2.0   |                                 | 12                           | 3                                | 3                            | 3                               | 1                            | 2                               | 1                            | 0                               | 0                            | 0                               | 1                            | 11                              | 23                           | 13.50                            | 2.500                        |                                 |                                  |                                    |                                  |        |  |  |  |  |  |
| John Stuper, R (3, 1)<br>ERA: 5.57                 | 3.0   |                                 | 12                           | 3                                | 0                            | 0                               | 2                            | 0                               | 0                            | 0                               | 0                            | 0                               | 0                            | 16                              | 16                           | 0.00                             | 1.000                        |                                 |                                  |                                    |                                  |        |  |  |  |  |  |
| Bob Buchanan, L (6, 1)<br>ERA: 6.23                | 1.2   |                                 | 8                            | 4                                | 3                            | 3                               | 0                            | 0                               | 0                            | 0                               | 0                            | 0                               | 2                            | 8                               | 8                            | 16.20                            | 2.400                        |                                 |                                  |                                    |                                  |        |  |  |  |  |  |
| John Franco, L (7, 1)<br>ERA: 1.7                  | 1.1   | W                               | 7                            | 1                                | 0                            | 0                               | 3                            | 2                               | 0                            | 0                               | 0                            | 0                               | 0                            | 11                              | 19                           | 0.00                             | 2.250                        |                                 |                                  |                                    |                                  |        |  |  |  |  |  |
| Ted Power, R (9, 1)<br>ERA: 1.49                   | 1.0   | S                               | 2                            | 0                                | 0                            | 0                               | 1                            | 0                               | 0                            | 0                               | 0                            | 0                               | 0                            | 4                               | 4                            | 0.00                             | 0.000                        |                                 |                                  |                                    |                                  |        |  |  |  |  |  |

Philadelphia Phillies @ Cincinnati Reds  
Riverfront Stadium, Cincinnati, OH

|     |    |
|-----|----|
| AB  | 36 |
| R   | 6  |
| H   | 11 |
| RBI | 6  |
| BB  | 5  |
| SO  | 7  |
| LOB | 18 |



Sun Jul 21 1985, 3:33 AM EDT  
Att: 30,327 - Unknown

livebaseballscorecards.com

| Batter | 1 | 2 | 3 | 4 | 5 | 6 | 7 | 8 | 9 | AB R H RBI BB SO LOB |
|--------|---|---|---|---|---|---|---|---|---|----------------------|
|--------|---|---|---|---|---|---|---|---|---|----------------------|

|   |  |               |               |               |               |               |               |  |  |   |
|---|--|---------------|---------------|---------------|---------------|---------------|---------------|--|--|---|
| <p><b>Eddie Milner, L</b> (1, 8)<br/>OBP: 0.321, SLG: 0.282</p> <p><b>Gary Redus, R</b> (7, PH)<br/>OBP: 0.373, SLG: 0.414</p> <p>(8, 8)</p>  |  |               | <p>(1, 8)</p> |               | <p>(1, 8)</p> |               | <p>(1, 8)</p> |  |  | <p>3 0 2 1 0 0 1</p> <p>0 0 0 0 1 0 0</p>   |
| <p><b>Max Venable, L</b> (1, 7)<br/>OBP: 0.321, SLG: 0.380</p> <p><b>Cesar Cedeno, R</b> (7, PH)<br/>OBP: 0.317, SLG: 0.355</p> <p>(8, 7)</p>   |  |               | <p>(1, 7)</p> |               | <p>(1, 7)</p> |               | <p>(1, 7)</p> |  |  | <p>3 0 1 0 0 0 2</p> <p>1 0 0 0 0 0 1</p>   |
| <p><b>Pete Rose, S</b> (1, 3)<br/>OBP: 0.393, SLG: 0.321</p>  |  |               | <p>(1, 3)</p> |               | <p>(1, 3)</p> |               | <p>(1, 3)</p> |  |  | <p>3 1 1 0 1 0 2</p>  |
| <p><b>Dave Parker, L</b> (1, 9)<br/>OBP: 0.357, SLG: 0.521</p>  |  |               |               | <p>(1, 9)</p> | <p>(1, 9)</p> |               | <p>(1, 9)</p> |  |  | <p>4 2 2 2 0 1 4</p>  |
| <p><b>Buddy Bell, R</b> (1, 5)<br/>OBP: 0.308, SLG: 0.336</p>   |  | <p>(1, 5)</p> |               | <p>(1, 5)</p> |               | <p>(1, 5)</p> | <p>(1, 5)</p> |  |  | <p>4 1 1 1 0 2 0</p>  |
| <p><b>Dave Concepcion, R</b> (1, 6)<br/>OBP: 0.319, SLG: 0.357</p>  |  | <p>(1, 6)</p> |               | <p>(1, 6)</p> | <p>(1, 6)</p> |               | <p>(1, 6)</p> |  |  | <p>3 0 0 0 1 1 0</p>  |
| <p><b>Ron Oester, S</b> (1, 4)<br/>OBP: 0.341, SLG: 0.372</p>   |  | <p>(1, 4)</p> |               | <p>(1, 4)</p> | <p>(1, 4)</p> |               | <p>(1, 4)</p> |  |  | <p>4 1 1 0 0 0 1</p>  |
| <p><b>Dann Bilardello, R</b> (1, 2)<br/>OBP: 0.210, SLG: 0.246</p>  |  |               | <p>(1, 2)</p> | <p>(1, 2)</p> | <p>(1, 2)</p> |               | <p>(1, 2)</p> |  |  | <p>4 2 2 2 0 1 0</p>  |
| <p><b>Joe Price, R</b> (1, 1)<br/>OBP: 0.236, SLG: 0.071</p> <p><b>John Stuper, R</b> (3, 1)<br/>OBP: 0.222, SLG: 0.264</p> <p><b>Tom Foley, L</b> (5, PH)<br/>OBP: 0.333, SLG: 0.333</p> <p><b>Bob Buchanan, L</b> (6, 1)<br/>OBP: 0.392, SLG: 0.445</p> <p><b>John Franco, L</b> (7, 1)<br/>OBP: 0.392, SLG: 0.445</p> <p><b>Ted Power, R</b> (9, 1)</p> <p><b>Wayne Krenchicki, L</b> (9, 4)</p> |  |               | <p>(1, 1)</p> |               | <p>(1, 1)</p> | <p>(1, 1)</p> |               |  |  | <p>0 0 0 0 0 0 0</p> <p>0 0 0 0 0 0 0</p> <p>1 0 1 0 0 0 0</p> <p>1 0 0 0 0 0 0</p> <p>0 0 0 0 0 0 0</p> <p>0 0 0 0 0 0 0</p> <p>0 0 0 0 0 0 0</p> <p>0 0 0 0 0 0 0</p> |

| Inning Stats | R: 0 H: 1 E: 0 K: 5 S: 6 | R: 0 H: 0 E: 0 K: 0 S: 3 | R: 1 H: 2 E: 0 K: 5 S: 5 | R: 2 H: 2 E: 0 K: 0 S: 4 | R: 0 H: 2 E: 0 K: 4 S: 4 | R: 2 H: 2 E: 0 K: 1 S: 7 | R: 2 H: 2 E: 0 K: 1 S: 6 | R: 0 H: 0 E: 0 K: 2 S: 7 |
|--------------|--------------------------|--------------------------|--------------------------|--------------------------|--------------------------|--------------------------|--------------------------|--------------------------|
|--------------|--------------------------|--------------------------|--------------------------|--------------------------|--------------------------|--------------------------|--------------------------|--------------------------|

| PITCHER                        | IP WLS BF H R ER SO BB IBB HBP BLK WP HR S P ERA WHIP | IP WLS BF H R ER SO BB IBB HBP BLK WP HR S P ERA WHIP |
|--------------------------------|---|---|
| John Denny, R (1, 1) ERA: 3.85 | 6.0 0 27 9 5 5 2 2 0 0 0 0 1 29 37 7.50 1.833         | 2.0 L 8 2 2 2 3 1 0 0 0 0 0 1 13 17 9.00 1.500        |

**BOTTOM**

**Philadelphia Phillies @ Cincinnati Reds**  
 Riverfront Stadium, Cincinnati, OH  
 Sun Jul 21 1985, 3:33 AM EDT  
 Att. 30,327 - Unknown

|     |    |
|-----|----|
| AB  | 31 |
| R   | 7  |
| H   | 11 |
| RBI | 6  |
| BB  | 3  |
| SO  | 5  |
| LOB | 11 |



|       |        |       |        |
|-------|--------|-------|--------|
| 1B: 7 | SF: 0  | WP: 0 | PA: 35 |
| 2B: 1 | SAC: 1 | PB: 0 |        |
| 3B: 1 | DP: 2  | SB: 1 |        |
| HR: 2 | HBP: 0 | CS: 1 |        |



| Batter   | 1   | 2                               | 3                             | 4                                | 5                            | 6                               | 7                            | 8                               | 9                            | AB R H RBI BB SO LOB            | TOP                          |                                  |                              |                                 |                              |                                 |                                  |                                    |                                  |        |  |  |  |  |  |  |  |  |  |
|--|---|---------------------------------|-------------------------------|----------------------------------|------------------------------|---------------------------------|------------------------------|---------------------------------|------------------------------|---------------------------------|------------------------------|----------------------------------|------------------------------|---------------------------------|------------------------------|---------------------------------|----------------------------------|------------------------------------|----------------------------------|--------|--|--|--|--|--|--|--|--|--|
| Bill Doran, S (1, 4)<br>OBP: 0.357, SLG: 0.409     | 0-0<br>4-3  | 0-0<br>G3                       |                               |                                  | 0-0<br>1B                    |                                 | 0-0<br>2B                    |                                 | 0-3<br>K                     | 5 1 2 0 0 1 2                   |                              |                                  |                              |                                 |                              |                                 |                                  |                                    |                                  |        |  |  |  |  |  |  |  |  |  |
| Craig Reynolds, L (1, 6)<br>OBP: 0.296, SLG: 0.378 | 0-0<br>F9   |                                 | 0-0<br>L4                     |                                  | 0-0<br>F8                    |                                 | 0-0<br>HR                    |                                 | 0-3<br>K                     | 5 1 1 1 0 1 2                   |                              |                                  |                              |                                 |                              |                                 |                                  |                                    |                                  |        |  |  |  |  |  |  |  |  |  |
| Kevin Bass, S (1, 8)<br>OBP: 0.281, SLG: 0.394     | 0-3<br>K  |                                 | 0-0<br>G3                     |                                  | 0-3<br>K                     |                                 | 4-0<br>HR                    |                                 | 1-0<br>HBP                   | 3 1 0 0 1 2 2                   |                              |                                  |                              |                                 |                              |                                 |                                  |                                    |                                  |        |  |  |  |  |  |  |  |  |  |
| Jose Cruz, L (1, 7)<br>OBP: 0.334, SLG: 0.415      |   | 0-0<br>1B                       | 0-0<br>F8                     |                                  |                              | 0-0<br>F9                       |                              | 1-1<br>HR                       | 0-0<br>F7                    | 5 2 2 3 0 0 1                   |                              |                                  |                              |                                 |                              |                                 |                                  |                                    |                                  |        |  |  |  |  |  |  |  |  |  |
| Jerry Mumphy, S (1, 9)<br>OBP: 0.328, SLG: 0.398   |   | 0-0<br>1B                       |                               | 0-0<br>F7                        |                              | 0-0<br>2B                       |                              |                                 |                              | 4 1 2 0 0 0 0                   |                              |                                  |                              |                                 |                              |                                 |                                  |                                    |                                  |        |  |  |  |  |  |  |  |  |  |
| Jeff Heathcock, R (7, 1)                           |   | 2-3<br>1B                       |                               |                                  |                              |                                 | 0-0<br>6-3                   |                                 |                              | 0 0 0 0 0 0 0                   |                              |                                  |                              |                                 |                              |                                 |                                  |                                    |                                  |        |  |  |  |  |  |  |  |  |  |
| Phil Garner, R (1, 5)<br>OBP: 0.291, SLG: 0.353    |   | 0-0<br>2B                       |                               | 0-3<br>K                         |                              | 0-0<br>5-3                      |                              |                                 | 0-0<br>4-3                   | 4 0 1 1 0 1 1                   |                              |                                  |                              |                                 |                              |                                 |                                  |                                    |                                  |        |  |  |  |  |  |  |  |  |  |
| Glenn Davis, R (1, 3)<br>OBP: 0.305, SLG: 0.361    |   | 1-2<br>1B                       |                               | 0-0<br>K                         |                              |                                 |                              |                                 | 0-3<br>K                     | 4 0 2 1 0 1 1                   |                              |                                  |                              |                                 |                              |                                 |                                  |                                    |                                  |        |  |  |  |  |  |  |  |  |  |
| Alan Ashby, S (1, 2)<br>OBP: 0.373, SLG: 0.439     |   | 3-H<br>2B                       |                               | 1-3<br>1B                        |                              | 0-0<br>F7                       |                              |                                 | 0-3<br>K                     | 4 0 2 1 0 1 1                   |                              |                                  |                              |                                 |                              |                                 |                                  |                                    |                                  |        |  |  |  |  |  |  |  |  |  |
| Joe Niekro, R (1, 1)<br>OBP: 0.217, SLG: 0.244     |   | 0-0<br>K                        |                               | 0-0<br>K                         |                              | 4-0<br>F8                       |                              | 0-0<br>F7                       | 0-0<br>1B                    | 3 0 1 0 1 1 2                   |                              |                                  |                              |                                 |                              |                                 |                                  |                                    |                                  |        |  |  |  |  |  |  |  |  |  |
| Chris Jones, L (7, PH)<br>OBP: 0.222, SLG: 0.125   |   | 0-3<br>K                        |                               | 0-3<br>K                         |                              | 0-0<br>BB                       |                              |                                 | 0-0<br>P6                    | 2 0 0 0 0 2 3                   |                              |                                  |                              |                                 |                              |                                 |                                  |                                    |                                  |        |  |  |  |  |  |  |  |  |  |
| Ron Mathis, R (7, 1)<br>OBP: 0.133, SLG: 0.071     |   |                                 |                               |                                  |                              |                                 |                              |                                 |                              | 1 0 0 0 0 1 0                   |                              |                                  |                              |                                 |                              |                                 |                                  |                                    |                                  |        |  |  |  |  |  |  |  |  |  |
| Jeff Calhoun, L (7, 1)                             |   |                                 |                               |                                  |                              |                                 |                              |                                 |                              | 0 0 0 0 0 0 0                   |                              |                                  |                              |                                 |                              |                                 |                                  |                                    |                                  |        |  |  |  |  |  |  |  |  |  |
| Jim Pankovits, R (7, 9)<br>OBP: 0.351, SLG: 0.395  |   |                                 |                               |                                  |                              |                                 |                              |                                 |                              | 0 0 0 0 0 0 0                   |                              |                                  |                              |                                 |                              |                                 |                                  |                                    |                                  |        |  |  |  |  |  |  |  |  |  |
|  |   |                                 |                               |                                  |                              |                                 |                              |                                 |                              | 1 0 0 0 0 0 1                   |                              |                                  |                              |                                 |                              |                                 |                                  |                                    |                                  |        |  |  |  |  |  |  |  |  |  |
| <b>Inning Stats</b>                                | R: 0<br>E: 0<br>K: 1<br>S: 5                          | H: 0<br>LOB: 0<br>BB: 0<br>P: 5 | R: 2<br>E: 0<br>K: 2<br>S: 11 | H: 4<br>LOB: 2<br>BB: 0<br>P: 11 | R: 0<br>E: 0<br>K: 0<br>S: 3 | H: 0<br>LOB: 0<br>BB: 0<br>P: 3 | R: 0<br>E: 0<br>K: 1<br>S: 5 | H: 1<br>LOB: 1<br>BB: 0<br>P: 5 | R: 0<br>E: 0<br>K: 0<br>S: 4 | H: 1<br>LOB: 1<br>BB: 0<br>P: 4 | R: 4<br>E: 0<br>K: 1<br>S: 8 | H: 3<br>LOB: 0<br>BB: 1<br>P: 12 | R: 0<br>E: 0<br>K: 1<br>S: 6 | H: 1<br>LOB: 1<br>BB: 0<br>P: 6 | R: 0<br>E: 0<br>K: 2<br>S: 7 | H: 0<br>LOB: 1<br>BB: 0<br>P: 8 | 1B: 5<br>2B: 5<br>3B: 0<br>HR: 1 | SF: 0<br>SAC: 0<br>DP: 0<br>HBP: 1 | WP: 0<br>PB: 0<br>SB: 0<br>CS: 0 | PA: 40 |  |  |  |  |  |  |  |  |  |
| <b>PITCHER</b>                                     | IP WLS BF H R ER SO BB IBB HBP BLK WP HR S P ERA WHIP |                                 |                               |                                  |                              |                                 |                              |                                 |                              |                                 |                              |                                  |                              |                                 |                              |                                 |                                  |                                    |                                  |        |  |  |  |  |  |  |  |  |  |
| Charles Hudson, R (1, 1)<br>ERA: 3.93              | 6.2   |                                 | 30                            | 9                                | 5                            | 5                               | 7                            | 2                               | 0                            | 0                               | 0                            | 0                                | 0                            | 0                               | 42                           | 50                              | 6.75                             | 1.650                              |                                  |        |  |  |  |  |  |  |  |  |  |
| Dave Rucker, L (7, 1)<br>ERA: 4.74                 | 0.1   |                                 | 2                             | 1                                | 1                            | 1                               | 0                            | 0                               | 0                            | 0                               | 0                            | 0                                | 0                            | 1                               | 2                            | 2                               | 27.00                            | 3.000                              |                                  |        |  |  |  |  |  |  |  |  |  |
| Kent Tekulve, R (8, 1)<br>ERA: 3.83                | 1.0   |                                 | 4                             | 1                                | 0                            | 0                               | 1                            | 0                               | 0                            | 0                               | 0                            | 0                                | 0                            | 6                               | 6                            | 0.00                            | 1.000                            |                                    |                                  |        |  |  |  |  |  |  |  |  |  |
| Don Carman, L (9, 1)<br>ERA: 2.82                  | 1.0   | W                               | 4                             | 0                                | 0                            | 0                               | 2                            | 0                               | 0                            | 1                               | 0                            | 0                                | 0                            | 7                               | 8                            | 0.00                            | 0.000                            |                                    |                                  |        |  |  |  |  |  |  |  |  |  |

Houston Astros @ Philadelphia Phillies  
Veterans Stadium, Philadelphia, PA  
Mon Jul 22 1985, 7:05 PM EDT  
Att. 20,450 - Unknown

livebaseballscorecards.com

|     |    |
|-----|----|
| AB  | 37 |
| R   | 6  |
| H   | 11 |
| RBI | 6  |
| BB  | 2  |
| SO  | 10 |
| LOB | 15 |



| Batter  | 1            | 2        | 3 | 4 | 5       | 6 | 7            | 8 | 9            | AB R H RBI BB SO LOB |
|---|--------------|----------|---|---|---------|---|--------------|---|--------------|----------------------|
| Juan Samuel, R<br>OBP: 0.300, SLG: 0.430 (1, 4)           | 0-0 L4       | 0-3 K    |   |   | 0-0 4-3 |   | 0-0 1B       |   | 0-3 K        | 5 0 1 1 0 2 0        |
| Von Hayes, L<br>OBP: 0.354, SLG: 0.418 (1, 8)             | 0-0 G3       | 0-0 3-1  |   |   | 0-0 F8  |   | 0-0 1B       |   | 0-3 K        | 5 0 1 1 0 1 0        |
| Mike Schmidt, R<br>OBP: 0.328, SLG: 0.430 (1, 3)          | 4-0 1B HR BB |          |   |   | 0-0 F9  |   | 0-0 1B       |   | 0-0 HR       | 4 2 2 1 1 0 2        |
| Glenn Wilson, R<br>OBP: 0.305, SLG: 0.439 (1, 9)          | 0-0 1B HR    |          |   |   | 0-3 K   |   | 0-0 P5       |   | 0-0 BB BB 1B | 4 1 2 0 0 1 1        |
| Ozzie Virgil, R<br>OBP: 0.362, SLG: 0.459 (1, 2)          | 4-0 1B HR BB |          |   |   | 0-0 P4  |   | 0-0 G6-4-3   |   | 0-0 F9       | 3 1 0 0 1 0 2        |
| John Russell, R<br>OBP: 0.327, SLG: 0.379 (1, 7)          | 0-0 1B HR    |          |   |   | 0-0 P6  |   | 0-0 1B BB 1B |   | 0-3 K        | 4 2 2 4 0 1 1        |
| Rick Schu, R<br>OBP: 0.345, SLG: 0.374 (1, 5)             | 4-0 S BB     |          |   |   | 0-0 1-3 |   | 0-3 K        |   | 4-0 BB BB    | 2 0 0 0 2 1 1        |
| Steve Jeltz, S<br>OBP: 0.274, SLG: 0.219 (1, 6)           | 0-3 K        |          |   |   | 0-0 P4  |   | 4-0 1B BB    |   | 4-0 BB       | 2 0 0 0 0 1 1        |
| Derrel Thomas, S<br>OBP: 0.288, SLG: 0.317 (7, PH) (8, 6) | 1-2 K        |          |   |   |         |   | 1-2 1B BB    |   | 1-2 2-3 BB   | 0 1 0 0 2 0 0        |
| Charles Hudson, S<br>OBP: 0.111, SLG: 0.111 (1, 1)        |              | 0-3 K2-3 |   |   | 0-0 5-3 |   | 0-3 K        |   | 0-0 L6       | 2 0 0 0 0 0 1 0      |
| Dave Rucker, L<br>OBP: 0.600, SLG: 0.800 (7, 1)           |              |          |   |   |         |   |              |   |              | 0 0 0 0 0 0 0 0      |
| Tim Corcoran, L<br>OBP: 0.317, SLG: 0.281 (7, PH)         |              |          |   |   |         |   |              |   |              | 0 0 0 0 0 0 0 0      |
| John Wockenfuss, R<br>OBP: 0.326, SLG: 0.171 (7, PH)      |              |          |   |   |         |   |              |   |              | 1 0 0 0 0 0 1 2      |
| Kent Tekulve, R (8, 1)                                    |              |          |   |   |         |   |              |   |              | 0 0 0 0 0 0 0 0      |
| Greg Gross, L<br>OBP: 0.381, SLG: 0.322 (8, PH)           |              |          |   |   |         |   |              |   |              | 1 0 0 0 0 0 0 3      |
| Don Carman, L (9, 1)                                      |              |          |   |   |         |   |              |   |              | 0 0 0 0 0 0 0 0      |

BOTTOM

Houston Astros @ Philadelphia Phillies  
Veterans Stadium, Philadelphia, PA  
Mon Jul 22 1985, 7:05 PM EDT  
Att. 20,450 - Unknown

livebaseballscores.com

|     |    |
|-----|----|
| AB  | 33 |
| R   | 7  |
| H   | 8  |
| RBI | 7  |
| BB  | 6  |
| SO  | 9  |
| LOB | 13 |



| Inning Stats                        | R: 4 | H: 2 | E: 0 | K: 1 | S: 7 | LOB: 1 | BB: 3 | P: 19 | R: 0 | H: 0 | E: 0 | K: 2 | S: 7 | LOB: 0 | BB: 0 | P: 7  | R: 0  | H: 0 | E: 0 | K: 1 | S: 5 | LOB: 0 | BB: 0 | P: 5 | R: 0 | H: 0 | E: 0 | K: 0 | S: 3 | LOB: 0 | BB: 0 | P: 3 | R: 0 | H: 1 | E: 0 | K: 0 | S: 3 | LOB: 0 | BB: 0 | P: 3 | R: 2 | H: 3 | E: 0 | K: 2 | S: 10 | LOB: 2 | BB: 1 | P: 14 | R: 0 | H: 1 | E: 0 | K: 1 | S: 6 | LOB: 3 | BB: 2 | P: 14 | R: 1 | H: 1 | E: 0 | K: 2 | S: 7 | LOB: 0 | BB: 0 | P: 7 | 1B: 6 | SF: 0 | 2B: 0 | SAC: 0 | 3B: 0 | DP: 1 | HR: 2 | HBP: 0 | WP: 0 | PA: 39 |
|-------------------------------------|------|------|------|------|------|--------|-------|-------|------|------|------|------|------|--------|-------|-------|-------|------|------|------|------|--------|-------|------|------|------|------|------|------|--------|-------|------|------|------|------|------|------|--------|-------|------|------|------|------|------|-------|--------|-------|-------|------|------|------|------|------|--------|-------|-------|------|------|------|------|------|--------|-------|------|-------|-------|-------|--------|-------|-------|-------|--------|-------|--------|
| PITCHER                             | IP   | WLS  | BF   | H    | R    | ER     | SO    | BB    | IBB  | HBP  | BLK  | WP   | HR   | S      | P     | ERA   | WHIP  |      |      |      |      |        |       |      |      |      |      |      |      |        |       |      |      |      |      |      |      |        |       |      |      |      |      |      |       |        |       |       |      |      |      |      |      |        |       |       |      |      |      |      |      |        |       |      |       |       |       |        |       |       |       |        |       |        |
| Joe Niekro, R<br>ERA: 2.97 (1, 1)   | 6.0  |      | 23   | 3    | 4    | 4      | 4     | 3     | 0    | 0    | 0    | 0    | 0    | 28     | 40    | 6.00  | 1.000 |      |      |      |      |        |       |      |      |      |      |      |      |        |       |      |      |      |      |      |      |        |       |      |      |      |      |      |       |        |       |       |      |      |      |      |      |        |       |       |      |      |      |      |      |        |       |      |       |       |       |        |       |       |       |        |       |        |
| Ron Mathis, R<br>ERA: 5.05 (7, 1)   | 0.1  |      | 3    | 1    | 2    | 2      | 1     | 1     | 0    | 0    | 0    | 0    | 0    | 4      | 8     | 54.00 | 6.000 |      |      |      |      |        |       |      |      |      |      |      |      |        |       |      |      |      |      |      |      |        |       |      |      |      |      |      |       |        |       |       |      |      |      |      |      |        |       |       |      |      |      |      |      |        |       |      |       |       |       |        |       |       |       |        |       |        |
| Jeff Calhoun, L<br>ERA: 2.08 (7, 1) | 0.1  |      | 3    | 2    | 0    | 0      | 1     | 0     | 0    | 0    | 0    | 0    | 0    | 5      | 5     | 0.00  | 6.000 |      |      |      |      |        |       |      |      |      |      |      |      |        |       |      |      |      |      |      |      |        |       |      |      |      |      |      |       |        |       |       |      |      |      |      |      |        |       |       |      |      |      |      |      |        |       |      |       |       |       |        |       |       |       |        |       |        |
| Jeff Heathcock, R<br>ERA: (7, 1)    | 2.0  | L    | 10   | 2    | 1    | 0      | 3     | 2     | 0    | 0    | 0    | 0    | 0    | 14     | 22    | 0.00  | 2.000 |      |      |      |      |        |       |      |      |      |      |      |      |        |       |      |      |      |      |      |      |        |       |      |      |      |      |      |       |        |       |       |      |      |      |      |      |        |       |       |      |      |      |      |      |        |       |      |       |       |       |        |       |       |       |        |       |        |



| Batter   | 1   | 2   | 3   | 4   | 5   | 6   | 7   | 8   | 9   | AB  | R   | H   | RBI   | BB  | SO  | LOB   | TOP   |                                 |                                  |                                    |                                  |        |
|--|---|---|---|---|---|---|---|---|---|---|---|---|---|---|---|---|---|---------------------------------|----------------------------------|------------------------------------|----------------------------------|--------|
| <b>Bill Doran, S</b> (1, 4)<br>OBP: 0.357, SLG: 0.408<br><b>Jim Pankovits, R</b> (5, 4)<br>OBP: 0.343, SLG: 0.386  | 0-0<br>F2   |   | 0-0<br>F8   |   | 0-0<br>FC6-4<br>1B  | 0-0<br>FC5-4  |   | 0-0<br>F8   |   | 3   | 0   | 1   | 0   | 0   | 0   | 0   |   |                                 |                                  |                                    |                                  |        |
| <b>Phil Garner, R</b> (1, 5)<br>OBP: 0.286, SLG: 0.347   | 0-3<br>K  |   | 0-0<br>4-3  |   | 0-0<br>FC6-4  |   | 0-3<br>K  |   | 0-3<br>K  | 5   | 0   | 0   | 0   | 0   | 3   | 2   |   |                                 |                                  |                                    |                                  |        |
| <b>Kevin Bass, S</b> (1, 8)<br>OBP: 0.280, SLG: 0.397  | 0-0<br>3B   |   |   | 0-0<br>F7   | 0-0<br>5-3  |   | 0-0<br>F8   |   | 0-3<br>K2-3   | 5   | 0   | 1   | 0   | 0   | 1   | 2   |   |                                 |                                  |                                    |                                  |        |
| <b>Jose Cruz, L</b> (1, 7)<br>OBP: 0.332, SLG: 0.410   | 0-0<br>L4   |   |   | 0-0<br>3-1  |   | 0-0<br>4-3  | 4-0<br>2B<br>BB   |   | 0-0<br>4-3  | 4   | 0   | 0   | 0   | 1   | 0   | 1   |   |                                 |                                  |                                    |                                  |        |
| <b>Jerry Mumphrey, S</b> (1, 9)<br>OBP: 0.338, SLG: 0.418  |   | 4-0<br>CS<br>BB   |   | 0-0<br>HR<br>2B   |   | 0-0<br>HR<br>2B   | 1-3<br>2B   |   |   | 3   | 2   | 3   | 0   | 1   | 0   | 0   |   |                                 |                                  |                                    |                                  |        |
| <b>Glenn Davis, R</b> (1, 3)<br>OBP: 0.312, SLG: 0.426   |   | 0-3<br>K<br>1-2   |   | 0-0<br>HR<br>2-H  |   | 0-0<br>HR<br>2-H  | 0-0<br>5-3  |   |   | 4   | 2   | 2   | 4   | 0   | 1   | 3   |   |                                 |                                  |                                    |                                  |        |
| <b>Mark Bailey, S</b> (1, 2)<br>OBP: 0.373, SLG: 0.392   |   | 0-0<br>1B<br>2B   |   | 0-0<br>4-3  |   | 4-0<br>1B<br>BB   |   | 0-3<br>K  |   | 3   | 1   | 1   | 0   | 1   | 1   | 0   |   |                                 |                                  |                                    |                                  |        |
| <b>Dickie Thon, R</b> (1, 6)<br>OBP: 0.276, SLG: 0.326   |   | 0-0<br>1B<br>2-H  |   |   | 0-0<br>1B   | 0-0<br>FC5-4<br>1B  |   | 0-0<br>HR   |   | 4   | 1   | 4   | 2   | 0   | 0   | 0   |   |                                 |                                  |                                    |                                  |        |
| <b>Bob Knepper, L</b> (1, 1)<br>OBP: 0.170, SLG: 0.239<br><b>Mike Madden, L</b> (5, 1)<br><b>Harry Spilman, L</b> (6, PH)<br>OBP: 0.199, SLG: 0.214<br><b>Ron Mathis, R</b> (6, 1)<br>OBP: 0.133, SLG: 0.071<br><b>Chris Jones, L</b> (8, PH)<br>OBP: 0.271, SLG: 0.118<br><b>Jeff Heathcock, R</b> (8, 1) |   |   | 0-3<br>K  |   | 0-0<br>FC6-4<br>1B  | 0-0<br>F7   |   | 0-0<br>F4   |   | 2   | 0   | 1   | 0   | 0   | 1   | 0   |   |                                 |                                  |                                    |                                  |        |
| <b>Inning Stats</b>  | R: 0<br>E: 0<br>K: 1<br>S: 6  | H: 1<br>LOB: 1<br>BB: 0<br>P: 6   | R: 1<br>E: 0<br>K: 1<br>S: 5  | H: 2<br>LOB: 1<br>BB: 1<br>P: 9   | R: 0<br>E: 0<br>K: 1<br>S: 5  | H: 0<br>LOB: 0<br>BB: 0<br>P: 5   | R: 2<br>E: 0<br>K: 0<br>S: 5  | H: 2<br>LOB: 0<br>BB: 0<br>P: 5   | R: 0<br>E: 0<br>K: 0<br>S: 5  | H: 3<br>LOB: 2<br>BB: 0<br>P: 5   | R: 2<br>E: 0<br>K: 0<br>S: 6  | H: 3<br>LOB: 2<br>BB: 1<br>P: 10  | R: 0<br>E: 0<br>K: 1<br>S: 6  | H: 1<br>LOB: 2<br>BB: 1<br>P: 10  | R: 1<br>E: 0<br>K: 1<br>S: 6  | H: 1<br>LOB: 0<br>BB: 0<br>P: 6   | R: 0<br>E: 0<br>K: 2<br>S: 7  | H: 0<br>LOB: 0<br>BB: 0<br>P: 7 | 1B: 5<br>2B: 4<br>3B: 1<br>HR: 3 | SF: 0<br>SAC: 0<br>DP: 0<br>HBP: 0 | WP: 0<br>PB: 0<br>SB: 0<br>CS: 1 | PA: 40 |
| <b>PITCHER</b><br><b>Jerry Koosman, L</b> (1, 1)<br>ERA: 3.81<br><b>Rocky Childress, R</b> (6, 1)<br>ERA: 6.88<br><b>Dave Rucker, L</b> (9, 1)<br>ERA: 4.62  | IP<br>WLS<br>BF<br>H<br>R<br>ER<br>SO<br>BB<br>IBB<br>HBP<br>BLK<br>WP<br>HR<br>S<br>P<br>ERA<br>WHIP | IP<br>WLS<br>BF<br>H<br>R<br>ER<br>SO<br>BB<br>IBB<br>HBP<br>BLK<br>WP<br>HR<br>S<br>P<br>ERA<br>WHIP | IP<br>WLS<br>BF<br>H<br>R<br>ER<br>SO<br>BB<br>IBB<br>HBP<br>BLK<br>WP<br>HR<br>S<br>P<br>ERA<br>WHIP | IP<br>WLS<br>BF<br>H<br>R<br>ER<br>SO<br>BB<br>IBB<br>HBP<br>BLK<br>WP<br>HR<br>S<br>P<br>ERA<br>WHIP | IP<br>WLS<br>BF<br>H<br>R<br>ER<br>SO<br>BB<br>IBB<br>HBP<br>BLK<br>WP<br>HR<br>S<br>P<br>ERA<br>WHIP | IP<br>WLS<br>BF<br>H<br>R<br>ER<br>SO<br>BB<br>IBB<br>HBP<br>BLK<br>WP<br>HR<br>S<br>P<br>ERA<br>WHIP | IP<br>WLS<br>BF<br>H<br>R<br>ER<br>SO<br>BB<br>IBB<br>HBP<br>BLK<br>WP<br>HR<br>S<br>P<br>ERA<br>WHIP | IP<br>WLS<br>BF<br>H<br>R<br>ER<br>SO<br>BB<br>IBB<br>HBP<br>BLK<br>WP<br>HR<br>S<br>P<br>ERA<br>WHIP | IP<br>WLS<br>BF<br>H<br>R<br>ER<br>SO<br>BB<br>IBB<br>HBP<br>BLK<br>WP<br>HR<br>S<br>P<br>ERA<br>WHIP | IP<br>WLS<br>BF<br>H<br>R<br>ER<br>SO<br>BB<br>IBB<br>HBP<br>BLK<br>WP<br>HR<br>S<br>P<br>ERA<br>WHIP | IP<br>WLS<br>BF<br>H<br>R<br>ER<br>SO<br>BB<br>IBB<br>HBP<br>BLK<br>WP<br>HR<br>S<br>P<br>ERA<br>WHIP | IP<br>WLS<br>BF<br>H<br>R<br>ER<br>SO<br>BB<br>IBB<br>HBP<br>BLK<br>WP<br>HR<br>S<br>P<br>ERA<br>WHIP | IP<br>WLS<br>BF<br>H<br>R<br>ER<br>SO<br>BB<br>IBB<br>HBP<br>BLK<br>WP<br>HR<br>S<br>P<br>ERA<br>WHIP | IP<br>WLS<br>BF<br>H<br>R<br>ER<br>SO<br>BB<br>IBB<br>HBP<br>BLK<br>WP<br>HR<br>S<br>P<br>ERA<br>WHIP | IP<br>WLS<br>BF<br>H<br>R<br>ER<br>SO<br>BB<br>IBB<br>HBP<br>BLK<br>WP<br>HR<br>S<br>P<br>ERA<br>WHIP | IP<br>WLS<br>BF<br>H<br>R<br>ER<br>SO<br>BB<br>IBB<br>HBP<br>BLK<br>WP<br>HR<br>S<br>P<br>ERA<br>WHIP | IP<br>WLS<br>BF<br>H<br>R<br>ER<br>SO<br>BB<br>IBB<br>HBP<br>BLK<br>WP<br>HR<br>S<br>P<br>ERA<br>WHIP |                                 |                                  |                                    |                                  |        |

Houston Astros @ Philadelphia Phillies  
 Veterans Stadium, Philadelphia, PA  
 Tue Jul 23 1985, 7:05 PM EDT  
 Att: 21,074 - Unknown

livebaseballscorecards.com

|     |    |
|-----|----|
| AB  | 37 |
| R   | 6  |
| H   | 13 |
| RBI | 6  |
| BB  | 3  |
| SO  | 7  |
| LOB | 12 |



| Batter   | 1  | 2           | 3                       | 4 | 5 | 6         | 7        | 8 | 9 | AB | R | H | RBI | BB | SO | LOB |
|--|----|-------------|-------------------------|---|---|-----------|----------|---|---|----|---|---|-----|----|----|-----|
| Juan Samuel, R<br>OBP: 0.299, SLG: 0.430<br>(1, 4)   | F9 |             | E<br>4-3<br>2B          | K |   | 4-3       | 4-3      |   |   | 5  | 1 | 1 | 0   | 0  | 1  | 1   |
| Von Hayes, L<br>OBP: 0.357, SLG: 0.426<br>(1, 8)   | K  |             | 4-3                     |   |   | 2B<br>1B  | 1B<br>3B |   |   | 4  | 2 | 2 | 0   | 1  | 1  | 1   |
| Mike Schmidt, R<br>OBP: 0.334, SLG: 0.447<br>(1, 3)  | HR |             | BB<br>E<br>BB           |   |   | 2B<br>1-H | HR<br>1B |   |   | 4  | 4 | 3 | 3   | 1  | 0  | 2   |
| Glenn Wilson, R<br>OBP: 0.307, SLG: 0.440<br>(1, 9)  | L5 |             | E<br>BB<br>1-2          |   |   | 2B<br>2B  | F9       |   |   | 4  | 1 | 1 | 1   | 1  | 1  | 1   |
| Bo Diaz, R<br>OBP: 0.296, SLG: 0.431<br>(1, 2)   |    | 6-3         | E6<br>1-2<br>2-H<br>3-H |   |   | 1B<br>2B  | HR       |   |   | 5  | 3 | 3 | 4   | 0  | 0  | 1   |
| John Russell, R<br>OBP: 0.340, SLG: 0.391<br>(1, 7)  |    |             | K                       |   |   | K         |          |   |   | 5  | 0 | 3 | 0   | 0  | 2  | 3   |
| Rick Schu, R<br>OBP: 0.347, SLG: 0.381<br>(1, 5)   |    | FC6-4<br>1B |                         |   |   | WP<br>1B  | F4       |   |   | 5  | 1 | 2 | 1   | 0  | 0  | 3   |
| Steve Jeltz, S<br>OBP: 0.273, SLG: 0.215<br>(1, 6)   |    | 4-3         |                         |   |   | F8        |          |   |   | 3  | 0 | 0 | 0   | 1  | 0  | 3   |
| Jerry Koosman, R<br>OBP: 0.074, SLG: 0.077<br>Rocky Childress, R<br>Dave Rucker, L<br>OBP: 0.600, SLG: 0.800<br>(6, 1)<br>(9, 1) |    |             | L4                      |   |   | SF8       | 5-3      |   |   | 2  | 0 | 0 | 1   | 0  | 0  | 1   |

| Inning Stats | R: 1 | H: 1   | R: 0 | H: 1   | R: 2 | H: 1   | R: 1 | H: 1   | R: 4  | H: 5   | R: 3 | H: 4   | R: 0 | H: 0   | R: 1 | H: 2   |
|--------------|------|--------|------|--------|------|--------|------|--------|-------|--------|------|--------|------|--------|------|--------|
|              | E: 0 | LOB: 0 | E: 0 | LOB: 1 | E: 1 | LOB: 2 | E: 0 | LOB: 0 | E: 0  | LOB: 1 | E: 0 | LOB: 1 | E: 0 | LOB: 2 | E: 0 | LOB: 0 |
|              | K: 1 | BB: 0  | K: 0 | BB: 0  | K: 1 | BB: 2  | K: 1 | BB: 0  | K: 1  | BB: 0  | K: 0 | BB: 0  | K: 0 | BB: 2  | K: 1 | BB: 0  |
|              | S: 6 | P: 6   | S: 4 | P: 4   | S: 7 | P: 15  | S: 6 | P: 6   | S: 10 | P: 10  | S: 7 | P: 7   | S: 3 | P: 11  | S: 6 | P: 6   |

| PITCHER                                  | IP  | WLS | BF | H | R | ER | SO | BB | IBB | HBP | BLK | WP | HR | S  | P  | ERA   | WHIP  |
|--|-----|-----|----|---|---|----|----|----|-----|-----|-----|----|----|----|----|-------|-------|
| Bob Knepper, L<br>ERA: 3.69<br>(1, 1)    | 4.1 | L   | 25 | 9 | 8 | 6  | 4  | 2  | 0   | 0   | 0   | 0  | 1  | 31 | 39 | 12.46 | 2.538 |
| Mike Madden, L<br>ERA: 7.2<br>(5, 1)     | 0.2 |     | 2  | 0 | 0 | 0  | 0  | 0  | 0   | 0   | 0   | 1  | 0  | 2  | 2  | 0.00  | 0.000 |
| Ron Mathis, R<br>ERA: 5.32<br>(6, 1)     | 2.0 |     | 12 | 4 | 3 | 3  | 0  | 2  | 0   | 0   | 0   | 0  | 1  | 10 | 18 | 13.50 | 3.000 |
| Jeff Heathcock, R<br>ERA: 2.25<br>(8, 1) | 1.0 |     | 4  | 2 | 1 | 1  | 1  | 0  | 0   | 0   | 0   | 0  | 1  | 6  | 6  | 9.00  | 2.000 |

**BOTTOM**

**Houston Astros @ Philadelphia Phillies**  
Veterans Stadium, Philadelphia, PA

Tue Jul 23 1985, 7:05 PM EDT  
Att. 21,074 - Unknown

|     |    |
|-----|----|
| AB  | 37 |
| R   | 12 |
| H   | 15 |
| RBI | 10 |
| BB  | 4  |
| SO  | 5  |
| LOB | 16 |

livebaseballscorecards.com



|       |        |       |        |
|-------|--------|-------|--------|
| 1B: 6 | SF: 1  | WP: 1 | PA: 43 |
| 2B: 5 | SAC: 1 | PB: 0 |        |
| 3B: 1 | DP: 1  | SB: 0 |        |
| HR: 3 | HBP: 0 | CS: 0 |        |



| Batter   | 1  | 2   | 3   | 4   | 5   | 6   | 7   | 8   | 9   | AB R H RBI BB SO LOB                                       | TOP   |  |
|--|--|---|---|---|---|---|---|---|---|--|---|--|
| <b>Jim Pankovits, R</b> (1, 4)<br><small>OBP: 0.353, SLG: 0.389</small><br><b>Dickie Thon, R</b> (5, 6)<br><small>OBP: 0.274, SLG: 0.323</small> | 0-3<br><br><small>1-2</small>  |   | 0-0<br><br><small>1-2</small>                       |   | 4-0<br><br><small>BB BB</small>                     |   | 0-3<br><br><small>2-3</small>                       |   |   | 2 1 1 0 1 1 0<br>1 0 0 0 0 1 2                             |   |  |
| <b>Craig Reynolds, L</b> (1, 6)<br><small>OBP: 0.300, SLG: 0.389</small>   | 0-0<br><br><small>1-2</small>  |   | 0-0<br><br><small>1-2</small>                       |   | 0-0<br><br><small>1-H</small>                       |   |   | 0-0<br><br><small>1-2</small>                       |   | 4 0 2 1 0 0 2  |   |  |
| <b>Kevin Bass, S</b> (1, 8)<br><small>OBP: 0.280, SLG: 0.395</small>   | 0-0<br><br><small>1-2</small>  |   | 0-3<br><br><small>1-2</small>                       |   | 0-0<br><br><small>3-H</small>                       |   |   | 0-0<br><br><small>1-2</small>                       |   | 4 0 1 0 0 1 4  |   |  |
| <b>Jose Cruz, L</b> (1, 7)<br><small>OBP: 0.328, SLG: 0.404</small>  | 0-0<br><br><small>1-2</small>  |   |   | 0-0<br><br><small>1-2</small>                       |   | 0-0<br><br><small>1-2</small>                       |   | 0-0<br><br><small>1-2</small>                       |   | 4 0 0 0 0 0 2  |   |  |
| <b>Jerry Mumphrey, S</b> (1, 9)<br><small>OBP: 0.337, SLG: 0.416</small>   |  | 0-0<br><br><small>1-2</small>                       |   | 0-0<br><br><small>1-2</small>                       |   | 0-3<br><br><small>1-2</small>                       |   |   | 0-0<br><br><small>1-2</small>                       | 4 0 1 0 0 1 0  |   |  |
| <b>Glenn Davis, R</b> (1, 3)<br><small>OBP: 0.310, SLG: 0.413</small>  |  | 0-0<br><br><small>1-2</small>                       |   | 1-0<br><br><small>1-2</small>                       |   | 0-3<br><br><small>1-2</small>                       |   |   | 0-0<br><br><small>1-2</small>                       | 3 0 0 0 0 1 1  |   |  |
| <b>Phil Garner, R</b> (1, 5)<br><small>OBP: 0.292, SLG: 0.350</small>  |  | 0-0<br><br><small>1-2</small>                       |   | 0-0<br><br><small>1-2</small>                       |   |   | 0-0<br><br><small>1-2</small>                       |   | 4-0<br><br><small>1-2</small>                       | 3 0 2 0 1 0 0  | <b>AB 31</b><br><b>R 1</b><br><b>H 9</b><br><b>RBI 1</b><br><b>BB 2</b><br><b>SO 7</b><br><b>LOB 14</b>                 |  |
| <b>Mark Bailey, S</b> (1, 2)<br><small>OBP: 0.370, SLG: 0.389</small>  |  |   | 0-3<br><br><small>1-2</small>                       | 0-0<br><br><small>1-2</small>                       |   |   | 0-0<br><br><small>1-2</small>                       |   | 0-0<br><br><small>1-2</small>                       | 4 0 1 0 0 1 3  |   |  |
| <b>Nolan Ryan, R</b> (1, 1)<br><small>OBP: 0.109, SLG: 0.068</small><br><b>Dave Smith, R</b> (8, 1)  |  |   | 0-0<br><br><small>1-2</small>                       |   | 0-3<br><br><small>1-2</small>                       |   | 0-0<br><br><small>1-2</small>                       |   |   | 2 0 1 0 0 1 0<br>0 0 0 0 0 0 0                             |   |  |
| <b>Inning Stats</b>  | R: 0 H: 1<br>E: 0 LOB: 1<br>K: 1 BB: 0<br>S: 6 P: 6  | R: 0 H: 1<br>E: 0 LOB: 0<br>K: 0 BB: 0<br>S: 3 P: 3 | R: 0 H: 2<br>E: 0 LOB: 2<br>K: 2 BB: 0<br>S: 9 P: 9 | R: 0 H: 1<br>E: 0 LOB: 2<br>K: 0 BB: 0<br>S: 4 P: 5 | R: 1 H: 1<br>E: 0 LOB: 0<br>K: 1 BB: 1<br>S: 5 P: 9 | R: 0 H: 0<br>E: 0 LOB: 0<br>K: 2 BB: 0<br>S: 7 P: 7 | R: 0 H: 2<br>E: 0 LOB: 1<br>K: 1 BB: 0<br>S: 6 P: 6 | R: 0 H: 1<br>E: 0 LOB: 0<br>K: 0 BB: 0<br>S: 3 P: 3 | R: 0 H: 0<br>E: 0 LOB: 1<br>K: 0 BB: 1<br>S: 3 P: 7 | 1B: 8 SF: 0<br>2B: 1 SAC: 1<br>3B: 1 DP: 2<br>HR: 0 HBP: 1 | WP: 0 PA: 35<br>PB: 0<br>SB: 1<br>CS: 2   |  |
| <b>PITCHER</b><br><b>Kevin Gross, R</b> (1, 1)<br><small>ERA: 3.15</small><br><b>Kent Tekulve, R</b> (9, 1)<br><small>ERA: 3.75</small>          | IP WLS BF H R ER SO BB IBB HBP BLK WP HR S P ERA WHIP<br>8.0 W 31 9 1 1 7 1 0 1 0 0 0 0 43 48 1.12 1.250 |   |   |   |   |   |   |   |   |  | <b>PITCHER</b><br>IP WLS BF H R ER SO BB IBB HBP BLK WP HR S P ERA WHIP<br>1.0 S 4 0 0 0 0 1 0 0 0 0 0 0 3 7 0.00 1.000 |  |

**Houston Astros @ Philadelphia Phillies**  
**Veterans Stadium, Philadelphia, PA**  
 Wed Jul 24 1985, 7:05 PM EDT  
 Att. 23,160 - Unknown

[livebaseballscorecards.com](http://livebaseballscorecards.com)





| Batter   | 1   | 2   | 3   | 4   | 5   | 6   | 7   | 8   | 9  | AB R H RBI BB SO LOB                                       | TOP                                     |  |
|--|---|---|---|---|---|---|---|---|--|--|---|--|
| Brad Komminsk, R (1, 9)<br>OBP: 0.300, SLG: 0.254  | 0-0<br>1-3  |   | 0-0<br>6-3  |   | 0-0<br>L9   |   |   | 0-3<br>K  |  | 4 0 0 0 0 1 0  |   |  |
| Rafael Ramirez, R (1, 6)<br>OBP: 0.305, SLG: 0.374   | 0-0<br>3-1  |   | 0-0<br>4-3  |   |   | 0-0<br>G5-4-3<br>1B                                 |   |   | 0-0<br>BB<br>E<br>1B                                 | 4 1 2 0 0 0 0  |   |  |
| Dale Murphy, R (1, 8)<br>OBP: 0.376, SLG: 0.558  | 4-0<br>HR<br>BB                                       |   | 0-0<br>1B   |   |   | 0-3<br>K  |   |   | 0-3<br>K   | 3 1 1 0 1 2 2  |   |  |
| Bob Homer, R (1, 3)<br>OBP: 0.343, SLG: 0.548  | 0-0<br>1-H<br>HR                                      |   | 0-0<br>F8   |   |   | 0-0<br>G5-4-3<br>1-2f                               |   |   | 4-0<br>1-2<br>FC6-4<br>BB                            | 3 1 1 2 1 0 2  |   |  |
| Terry Harper, R (1, 7)<br>OBP: 0.333, SLG: 0.421   | 0-3<br>K  |   |   | 0-0<br>6-3  |   |   | 0-0<br>F8   |   | 0-0<br>FC6-4<br>1B<br>S<br>1-2f<br>2-H               | 4 0 0 0 0 1 1  |   |  |
| Ken Oberkfell, L (1, 5)<br>OBP: 0.356, SLG: 0.374  |   | H<br>1-0  |   | 0-0<br>L4   |   |   | 0-0<br>5-3  |   | 0-0  | 0 0 0 0 0 0 0  |   |  |
| Paul Runge, R (3, 5)<br>OBP: 0.321, SLG: 0.136   |   |   |   |   |   |   |   |   | 1-3<br>1B  | 3 0 1 0 0 0 0  |   |  |
| Rick Cerone, R (1, 2)<br>OBP: 0.268, SLG: 0.285  |   |   |   | 0-0<br>4-3  |   |   | 0-0<br>5-3  |   | 0-0<br>5-3   | 4 0 0 0 0 1 3  |   |  |
| Glenn Hubbard, R (1, 4)<br>OBP: 0.331, SLG: 0.335  |   |   |   |   |   |   |   |   | 4-0<br>G4-6-3<br>BB                                  | 2 0 0 0 1 0 1  |   |  |
| Joe Johnson, R (1, 1)<br>Claudeil Washington, L (8, PH)<br>Bruce Sutter, R (8, 1)            |   |   |   |   |   |   |   |   | 0-0<br>G4-6-3<br>1-2f                                | 2 0 0 0 0 1 1<br>1 0 0 0 0 0 1<br>0 0 0 0 0 0 0            |   |  |
| <b>Inning Stats</b>  | R: 2 H: 1<br>E: 0 LOB: 0<br>K: 1 BB: 1<br>S: 6 P: 10  | R: 0 H: 0<br>E: 0 LOB: 1<br>K: 2 BB: 0<br>S: 7 P: 8 | R: 0 H: 1<br>E: 0 LOB: 1<br>K: 0 BB: 0<br>S: 4 P: 4 | R: 0 H: 0<br>E: 0 LOB: 0<br>K: 0 BB: 0<br>S: 3 P: 3 | R: 0 H: 0<br>E: 0 LOB: 0<br>K: 0 BB: 0<br>S: 3 P: 3 | R: 0 H: 1<br>E: 0 LOB: 0<br>K: 1 BB: 0<br>S: 5 P: 5 | R: 0 H: 0<br>E: 0 LOB: 0<br>K: 0 BB: 0<br>S: 3 P: 3 | R: 0 H: 0<br>E: 0 LOB: 0<br>K: 1 BB: 1<br>S: 4 P: 8 | R: 1 H: 2<br>E: 1 LOB: 2<br>K: 1 BB: 1<br>S: 7 P: 11 | 1B: 4 SF: 0<br>2B: 0 SAC: 0<br>3B: 0 DP: 2<br>HR: 1 HBP: 1 | WP: 0 PA: 34<br>PB: 0<br>SB: 1<br>CS: 0 |  |
| <b>PITCHER</b><br>Shane Rawley, L (1, 1)<br>ERA: 3.14<br>Kent Tekulve, R (9, 1)<br>ERA: 3.86 | IP WLS BF H R ER SO BB IBB HBP BLK WP HR S P ERA WHIP | 8.0 28 3 2 2 5 2 0 1 0 0 1 35 44 2.25 0.625         | 1.0 L 6 2 1 1 1 1 0 0 0 0 0 0 7 11 9.00 3.000       |   |   |   |   |   |  |  |   |  |

Atlanta Braves @ Philadelphia Phillies  
Veterans Stadium, Philadelphia, PA  
Thu Jul 25 1985, 7:05 PM EDT  
Att: 18,318 - Unknown

livebaseballscorecards.com

AB 30  
R 3  
H 5  
RBI 2  
BB 3  
SO 6  
LOB 11



| Batter   | 1                     | 2         | 3                     | 4          | 5 | 6          | 7          | 8                       | 9                    | AB | R | H | RBI | BB | SO | LOB |
|--|-----------------------|-----------|-----------------------|------------|---|------------|------------|-------------------------|----------------------|----|---|---|-----|----|----|-----|
| Luis Aguayo, R (1, 4)<br>OBP: 0.359, SLG: 0.388<br>Greg Gross, L (8, PH)<br>OBP: 0.370, SLG: 0.322<br>Juan Samuel, R (8, PR)<br>OBP: 0.299, SLG: 0.427<br>Kent Tekulve, R (9, 1) | 0-0<br>G4-6-3<br>1B   |           | 0-0<br>F8             |            |   | 0-0<br>5-3 |            | 4-0<br>1B<br>BB         |                      | 3  | 0 | 1 | 0   | 0  | 0  | 2   |
| Von Hayes, L (1, 8)<br>OBP: 0.358, SLG: 0.434  | 0-0<br>G4-6-3<br>1-2f |           | 0-0<br>FC6-4<br>1B    |            |   | 0-0<br>F6  |            | 0-0<br>1-2<br>3-H<br>1B |                      | 4  | 0 | 2 | 2   | 0  | 0  | 1   |
| Mike Schmidt, R (1, 3)<br>OBP: 0.327, SLG: 0.436   | 0-0<br>1-3            |           | 0-0<br>FC6-4<br>1-2f  |            |   | 0-0<br>5-3 |            | 0-0<br>F8               |                      | 4  | 0 | 0 | 0   | 0  | 0  | 4   |
| Glenn Wilson, R (1, 9)<br>OBP: 0.303, SLG: 0.433   |                       | 0-0<br>F9 |                       | 0-0<br>F9  |   |            | 0-0<br>F9  |                         | 0-3<br>K             | 4  | 0 | 0 | 0   | 0  | 1  | 0   |
| Ozzie Virgil, R (1, 2)<br>OBP: 0.360, SLG: 0.451<br>Dave Rucker, L (9, PR)<br>OBP: 0.600, SLG: 0.800   |                       | 0-0<br>F8 |                       | 0-0<br>5-3 |   |            | 0-0<br>6-3 |                         | 4-0<br>FC5-4<br>BB   | 3  | 0 | 0 | 0   | 1  | 0  | 0   |
| John Russell, R (1, 7)<br>OBP: 0.319, SLG: 0.364   |                       | 0-3<br>K  |                       | 0-0<br>5-3 |   |            | 0-0<br>3-1 |                         | 0-0<br>FC5-4<br>1-2f | 4  | 0 | 0 | 0   | 0  | 1  | 1   |
| Rick Schu, R (1, 5)<br>OBP: 0.341, SLG: 0.380  |                       |           | 0-0<br>F8             |            |   | 0-0<br>6-3 |            | 0-0<br>G3<br>1B<br>2B   | 0-0<br>F8            | 4  | 1 | 1 | 0   | 0  | 0  | 1   |
| Steve Jeltz, S (1, 6)<br>OBP: 0.276, SLG: 0.216<br>Derrel Thomas, S (8, PH)<br>OBP: 0.284, SLG: 0.311  |                       |           | 0-0<br>SH<br>1B<br>1B |            |   | 0-0<br>5-3 |            | 0-0<br>G3<br>2-3        |                      | 2  | 1 | 1 | 0   | 0  | 0  | 0   |
| Shane Rawley, R (1, 1)<br>OBP: 0.167, SLG: 0.091<br>Tim Corcoran, L (8, PH)<br>OBP: 0.313, SLG: 0.279  |                       |           | 0-0<br>SH<br>1B       |            |   | 0-0<br>F8  |            | 0-0<br>4-3              |                      | 1  | 0 | 0 | 0   | 0  | 0  | 0   |

| Inning Stats | R: 0 | H: 1   | R: 0 | H: 0   | R: 1 | H: 2   | R: 0 | H: 0   | R: 0 | H: 0   | R: 0 | H: 0   | R: 1 | H: 2   | R: 0 | H: 0   |
|--------------|------|--------|------|--------|------|--------|------|--------|------|--------|------|--------|------|--------|------|--------|
|              | E: 0 | LOB: 0 | E: 0 | LOB: 0 | E: 0 | LOB: 2 | E: 0 | LOB: 0 | E: 0 | LOB: 0 | E: 0 | LOB: 0 | E: 0 | LOB: 2 | E: 0 | LOB: 1 |
|              | K: 0 | BB: 0  | K: 1 | BB: 0  | K: 0 | BB: 0  | K: 0 | BB: 0  | K: 0 | BB: 0  | K: 0 | BB: 0  | K: 0 | BB: 1  | K: 1 | BB: 1  |
|              | S: 3 | P: 3   | S: 5 | P: 5   | S: 6 | P: 6   | S: 3 | P: 3   | S: 3 | P: 3   | S: 3 | P: 3   | S: 5 | P: 9   | S: 5 | P: 9   |


| PITCHER                             | IP  | WLS | BF | H | R | ER | SO | BB | IBB | HBP | BLK | WP | HR | S  | P  | ERA  | WHIP  |
|-------------------------------------|-----|-----|----|---|---|----|----|----|-----|-----|-----|----|----|----|----|------|-------|
| Joe Johnson, R (1, 1)<br>ERA: 1.29  | 7.0 |     | 24 | 3 | 1 | 1  | 1  | 0  | 0   | 0   | 0   | 0  | 0  | 26 | 26 | 1.29 | 0.429 |
| Bruce Sutter, R (8, 1)<br>ERA: 3.45 | 2.0 | W   | 10 | 2 | 1 | 1  | 1  | 2  | 0   | 0   | 0   | 0  | 0  | 10 | 18 | 4.50 | 2.000 |

**BOTTOM**

**Atlanta Braves @ Philadelphia Phillies**  
Veterans Stadium, Philadelphia, PA

Thu Jul 25 1985, 7:05 PM EDT  
Att. 18,318 - Unknown

|            |           |
|------------|-----------|
| <b>AB</b>  | <b>31</b> |
| <b>R</b>   | <b>2</b>  |
| <b>H</b>   | <b>5</b>  |
| <b>RBI</b> | <b>2</b>  |
| <b>BB</b>  | <b>2</b>  |
| <b>SO</b>  | <b>2</b>  |
| <b>LOB</b> | <b>11</b> |



| WP | PA | ERA | WHIP |
|----|----|-----|------|
| 0  | 34 |     |      |



| Batter   | 1   | 2   | 3   | 4  | 5  | 6   | 7   | 8   | 9  | AB R H RBI BB SO LOB                                       | TOP                                     |
|--|---|---|---|--|--|---|---|---|--|--|---|
| Claudell Washington, L<br>OBP: 0.340, SLG: 0.464 (1, 9)<br>BB  | 4-0<br>G4-6-3<br>BB                                   |   | 0-0<br>FC6 E<br>1B                                  |  | 0-0<br>2B<br>SF8<br>1B                               |   | 0-0<br>G3   |   | 4-0<br>FC5-4<br>IBB                                  | 3 2 2 0 2 0 0  |   |
| Rafael Ramirez, R<br>OBP: 0.304, SLG: 0.375 (1, 6)<br>X  | 0-0<br>G4-6-3<br>1-2f                                 |   | 0-0<br>E6<br>FC6                                    |  | 0-0<br>SF8<br>HR<br>2B                               |   | 0-0<br>6-3  |   | 0-0<br>FC5-4<br>2B<br>1-2f<br>2-3                    | 5 1 1 0 0 0 4  |   |
| Dale Murphy, R<br>OBP: 0.376, SLG: 0.563 (1, 8)<br>X   | 0-0<br>1B<br>2B                                       |   | 0-0<br>FC6<br>FC6-4<br>1B<br>1-2f<br>2-3            |  | 0-0<br>SF8<br>2-3<br>3-H                             |   | 0-0<br>6-3  |   | 0-0<br>2B<br>1-3<br>3-H                              | 4 1 2 2 0 0 2  |   |
| Bob Homer, R<br>OBP: 0.350, SLG: 0.562 (1, 3)<br>X   | 0-0<br>2-H<br>1B                                      |   | 0-0<br>FC6-4<br>1B<br>1-2<br>3-H                    |  | 0-0<br>HR<br>3-H                                     |   | 0-0<br>F8   |   | 0-0<br>IBB<br>4-0                                    | 4 1 3 4 1 0 0  |   |
| Terry Harper, R<br>OBP: 0.331, SLG: 0.416 (1, 7)<br>X  | 0-0<br>1-3  |   | 0-0<br>FC6-4<br>1-2f<br>2-3                         |  | 0-0<br>CS<br>BB                                      |   | 0-0<br>4-3  |   | 0-0<br>P4  | 4 0 0 0 1 0 6  |   |
| Rick Cerone, R<br>OBP: 0.273, SLG: 0.290 (1, 2)<br>X   |   |   | 0-0<br>FC5-4<br>1B                                  |  | 0-3<br>K<br>1-2                                      |   | 0-0<br>1B   |   |  | 4 0 2 0 0 1 3  |   |
| Glenn Hubbard, R<br>OBP: 0.330, SLG: 0.331 (1, 4)<br>Bruce Sutter, R (8, 1)  |   |   | 0-0<br>FC5-4<br>E<br>S<br>1-2f                      |  | 0-0<br>L8  |   | 4-0<br>G5-4-3<br>BB                                 |   | 0-0<br>F2  | 3 0 0 0 1 0 2<br>0 0 0 0 0 0 0                             |   |
| Paul Runge, R<br>OBP: 0.313, SLG: 0.154 (1, 5)<br>S  |   |   | 0-3<br>K  |  | 0-3<br>K   |   | 0-0<br>G5-4-3<br>1-2f                               |   | 0-0<br>FC5-4<br>SH3-4<br>2B<br>1B                    | 4 1 1 0 0 2 2  |   |
| Rick Mahler, R<br>OBP: 0.227, SLG: 0.210 (1, 1)<br>Jeff Dedmon, L<br>OBP: 0.167, SLG: 0.167 (7, 1)<br>Paul Zuvella, R<br>OBP: 0.227, SLG: 0.196 (8, 4) |   |   | 0-0<br>F9<br>1-3                                    |  | 0-0<br>4-3   |   | 0-0<br>4-3  |   | 0-0<br>SH3-4<br>1-2                                  | 3 0 0 0 0 0 1<br>0 0 0 0 0 0 0<br>0 0 0 0 0 0 0            |   |
| Inning Stats   | R: 1 H: 2<br>E: 0 LOB: 1<br>K: 0 BB: 1<br>S: 4 P: 8   | R: 0 H: 1<br>E: 0 LOB: 1<br>K: 1 BB: 0<br>S: 6 P: 6 | R: 1 H: 2<br>E: 1 LOB: 2<br>K: 0 BB: 0<br>S: 6 P: 6 | R: 0 H: 0<br>E: 0 LOB: 0<br>K: 1 BB: 0<br>S: 5 P: 5              | R: 3 H: 3<br>E: 0 LOB: 0<br>K: 1 BB: 1<br>S: 7 P: 11 | R: 0 H: 0<br>E: 0 LOB: 0<br>K: 0 BB: 1<br>S: 2 P: 6 | R: 0 H: 0<br>E: 0 LOB: 0<br>K: 0 BB: 0<br>S: 3 P: 3 | R: 0 H: 1<br>E: 0 LOB: 1<br>K: 0 BB: 0<br>S: 4 P: 4 | R: 1 H: 2<br>E: 0 LOB: 3<br>K: 0 BB: 2<br>S: 5 P: 13 | 1B: 7 SF: 1<br>2B: 3 SAC: 1<br>3B: 0 DP: 2<br>HR: 1 HBP: 0 | WP: 0 PA: 41<br>PB: 0<br>SB: 1<br>CS: 1 |
| PITCHER<br>John Denny, R (1, 1)<br>ERA: 3.91<br>Rocky Childress, R (8, 1)<br>ERA: 6.63   | IP WLS BF H R ER SO BB IBB HBP BLK WP HR S P ERA WHIP | 7.0 L 30 8 5 4 3 3 0 0 0 0 0 1 33 45 5.14 1.571     | 2.0 11 3 1 1 0 0 0 2 0 0 0 0 9 17 4.50 1.500        | PITCHER<br>IP WLS BF H R ER SO BB IBB HBP BLK WP HR S P ERA WHIP |  |   |   |   |  |  |   |

Atlanta Braves @ Philadelphia Phillies  
Veterans Stadium, Philadelphia, PA  
Fri Jul 26 1985, 7:05 PM EDT  
Att. 22,212 - Unknown

livebaseballscorecards.com

AB 34  
R 6  
H 11  
RBI 6  
BB 5  
SO 3  
LOB 20



| Batter  | 1         | 2       | 3         | 4         | 5             | 6          | 7     | 8        | 9       | AB R H RBI BB SO LOB |
|---|-----------|---------|-----------|-----------|---------------|------------|-------|----------|---------|----------------------|
| Luis Aguayo, R<br>OBP: 0.343, SLG: 0.367 (1, 4)         | 0-0 P6    |         | 0-0 4-3   | 0-0 5-3   |               |            | 0-3 K |          | 0-3 K   | 5 0 0 0 0 2 2        |
| Von Hayes, L<br>OBP: 0.356, SLG: 0.435 (1, 8)<br>(9, 7) | 0-0 HR 2B |         | 0-0 F8    |           | 0-0 G3        |            |       | 0-3 K    |         | 4 1 1 0 0 1 0        |
| Mike Schmidt, R<br>OBP: 0.334, SLG: 0.450 (1, 3)        | 0-0 HR    |         | 4-0 1B 1B |           | 0-0 G6-4-3 1B |            |       | 0-0 E 1B |         | 3 2 3 2 1 0 0        |
| Glenn Wilson, R<br>OBP: 0.302, SLG: 0.431 (1, 9)        | 0-0 4-3   |         | 0-0 1B 1B |           | 0-0 G6-4-3    |            |       | 0-0 E1   |         | 4 0 1 0 0 0 2        |
| Bo Diaz, R<br>OBP: 0.293, SLG: 0.420 (1, 2)             | 0-0 5-3   |         | 0-0 1B    |           | 0-3 K         |            |       | 0-3 K    |         | 4 0 1 1 0 2 2        |
| John Russell, R<br>OBP: 0.328, SLG: 0.402 (1, 7)        |           | 0-0 HR  | 0-3 K     |           | 0-0 G6-4-3 1B |            |       | 0-0 5-3  |         | 3 1 2 1 0 1 2        |
| Tim Corcoran, L<br>OBP: 0.311, SLG: 0.277 (8, PH)       |           |         |           |           |               |            |       |          |         | 1 0 0 0 0 0 2        |
| Garry Maddox, R<br>OBP: 0.301, SLG: 0.355 (9, 8)        |           |         |           |           |               |            |       |          |         | 0 0 0 0 0 0 0        |
| Rick Schu, R<br>OBP: 0.339, SLG: 0.376 (1, 5)           |           | 0-3 K   |           | 0-0 1B 1B |               | 0-0 G6-4-3 |       |          | 0-0 5-3 | 4 0 1 0 0 1 1        |
| Steve Jeltz, S<br>OBP: 0.282, SLG: 0.223 (1, 6)         |           | 0-0 1B  |           | 0-0 CS 1B |               | 0-0 F9     |       |          | 0-3 K   | 3 0 2 0 0 0 0        |
| Derrel Thomas, S<br>OBP: 0.279, SLG: 0.306 (9, PH)      |           |         |           | 1-2       |               |            |       |          |         | 1 0 0 0 0 1 0        |
| John Denny, R<br>OBP: 0.189, SLG: 0.160 (1, 1)          |           | 0-0 9-3 |           | 0-3 K     |               | 0-0 4-3    |       |          | 0-0 2B  | 2 0 0 0 0 1 2        |
| Greg Gross, L<br>OBP: 0.367, SLG: 0.320 (7, PH)         |           |         |           |           |               |            |       |          |         | 1 0 0 0 0 0 0        |
| Rocky Childress, R<br>(8, 1)                            |           |         |           |           |               |            |       |          |         | 0 0 0 0 0 0 0        |
| Ozzie Virgil, R<br>OBP: 0.362, SLG: 0.457 (9, PH)       |           |         |           | 1-3       |               |            |       |          |         | 1 0 1 0 0 0 0        |

| Inning Stats | R: 2 | H: 2 | E: 0 | LOB: 0 | K: 0 | BB: 0 | S: 5 | P: 5  |
|--------------|------|------|------|--------|------|-------|------|-------|
|              | R: 1 | H: 2 | E: 0 | LOB: 0 | K: 1 | BB: 0 | S: 6 | P: 6  |
|              | R: 1 | H: 2 | E: 0 | LOB: 2 | K: 1 | BB: 1 | S: 7 | P: 11 |
|              | R: 0 | H: 2 | E: 0 | LOB: 1 | K: 1 | BB: 0 | S: 6 | P: 6  |
|              | R: 0 | H: 1 | E: 0 | LOB: 0 | K: 0 | BB: 0 | S: 3 | P: 3  |
|              | R: 0 | H: 1 | E: 0 | LOB: 0 | K: 1 | BB: 0 | S: 5 | P: 5  |
|              | R: 0 | H: 0 | E: 0 | LOB: 0 | K: 1 | BB: 0 | S: 5 | P: 5  |
|              | R: 0 | H: 1 | E: 1 | LOB: 2 | K: 2 | BB: 0 | S: 9 | P: 9  |
|              | R: 0 | H: 1 | E: 0 | LOB: 1 | K: 2 | BB: 0 | S: 8 | P: 8  |

| PITCHER                             | IP  | WLS | BF | H  | R | ER | SO | BB | IBB | HBP | BLK | WP | HR | S  | P  | ERA  | WHIP  |
|-------------------------------------|-----|-----|----|----|---|----|----|----|-----|-----|-----|----|----|----|----|------|-------|
| Rick Mahler, R<br>ERA: 3.16 (1, 1)  | 6.0 | W   | 25 | 10 | 4 | 4  | 4  | 4  | 1   | 0   | 0   | 0  | 2  | 32 | 36 | 6.00 | 1.833 |
| Jeff Dedmon, R<br>ERA: 2.93 (7, 1)  | 1.1 |     | 6  | 1  | 0 | 0  | 2  | 0  | 0   | 0   | 0   | 0  | 0  | 10 | 10 | 0.00 | 0.750 |
| Bruce Sutter, R<br>ERA: 3.36 (8, 1) | 1.2 | S   | 6  | 1  | 0 | 0  | 3  | 0  | 0   | 0   | 0   | 0  | 0  | 12 | 12 | 0.00 | 0.600 |


**BOTTOM**

**Atlanta Braves @ Philadelphia Phillies**  
Veterans Stadium, Philadelphia, PA

Fri Jul 26 1985, 7:05 PM EDT  
Att. 22,212 - Unknown

|            |           |
|------------|-----------|
| <b>AB</b>  | <b>36</b> |
| <b>R</b>   | <b>4</b>  |
| <b>H</b>   | <b>12</b> |
| <b>RBI</b> | <b>4</b>  |
| <b>BB</b>  | <b>1</b>  |
| <b>SO</b>  | <b>9</b>  |
| <b>LOB</b> | <b>13</b> |

[livebaseballscorecards.com](http://livebaseballscorecards.com)



| WP | PA | ERA | WHIP |
|----|----|-----|------|
| 0  | 37 |     |      |
| 0  |    |     |      |
| 0  |    |     |      |
| 1  |    |     |      |



| Batter  | 1  | 2  | 3  | 4   | 5   | 6   | 7   | 8   | 9   | AB R H RBI BB SO LOB   | TOP  |
|---|--|--|--|---|---|---|---|---|---|--|--|
| Claudell Washington, L<br>OBP: 0.342, SLG: 0.466 (1, 9) X | 0-0<br>F8  |  | 4-0<br>BB  |   | 0-0<br>2B   |   | 0-0<br>G3   |   |   | 3 0 1 0 1 0 0  |  |
| Rafael Ramirez, R<br>OBP: 0.300, SLG: 0.370 (1, 6) SSS    | 0-3<br>K   |  | 0-0<br>F3  |   | 0-0<br>F9   |   |   | 0-0<br>F4   |   | 4 0 0 0 0 1 2  |  |
| Dale Murphy, R<br>OBP: 0.380, SLG: 0.572 (1, 8) X         | 0-0<br>HR  |  | 4-0<br>BB  |   | 0-0<br>F2   |   |   | 0-0<br>HR   |   | 3 2 2 1 1 0 0  |  |
| Bob Homer, R<br>OBP: 0.352, SLG: 0.582 (1, 3) X           | 0-0<br>F4  |  | 0-3<br>K   |   | 0-0<br>HR   |   |   | 0-0<br>HR   |   | 4 2 2 3 0 1 2  |  |
| Terry Harper, R<br>OBP: 0.327, SLG: 0.410 (1, 7) SSS      |  | 0-3<br>K   |  | 0-3<br>K  |   | 0-3<br>K  |   | 0-0<br>F4   |   | 4 0 0 0 0 3 0  |  |
| Ken Oberkfell, L<br>OBP: 0.358, SLG: 0.374 (1, 5) BBB     |  | 4-0<br>FC5-4<br>BB   |  | 0-0<br>F3   |   | 0-0<br>1B   |   | 0-0<br>F4   |   | 3 0 1 0 1 0 0  |  |
| Glenn Hubbard, R<br>OBP: 0.326, SLG: 0.325 (1, 4) SSS     |  | 0-3<br>K   |  | 0-0<br>6-3  |   | 0-3<br>K  |   | 0-0<br>F4   |   | 4 0 0 0 0 2 2  |  |
| Bruce Benedict, R<br>OBP: 0.326, SLG: 0.237 (1, 2) X      |  | 0-0<br>FC5-4   |  | 0-0<br>F7   |   | 0-0<br>F9   |   | 0-0<br>F8   |   | 3 0 0 0 0 0 1  |  |
| Gerald Perry, L<br>OBP: 0.269, SLG: 0.224 (9, PH) 1-2f    |  |  |  |   |   |   |   |   |   | 1 0 0 0 0 0 0  |  |
| Zane Smith, L<br>OBP: 0.143, SLG: 0.143 (1, 1) X          |  |  | 0-0<br>F8  |   | 0-0<br>1-3  |   | 0-0<br>F6   |   | 0-0<br>1-3  | 2 0 0 0 0 0 0  |  |
| Rick Camp, R<br>OBP: 0.300, SLG: 0.556 (5, 1) X           |  |  |  |   |   |   |   |   |   | 0 0 0 0 0 0 0  |  |
| Milt Thompson, L<br>OBP: 0.306, SLG: 0.389 (7, PH)        |  |  |  |   |   |   |   |   |   | 1 0 0 0 0 0 0  |  |
| Gene Garber, R<br>OBP: 0.250, SLG: 0.250 (7, 1)           |  |  |  |   |   |   |   |   |   | 0 0 0 0 0 0 0  |  |
| Chris Chambliss, L<br>OBP: 0.292, SLG: 0.300 (9, PH) X    |  |  |  |   |   |   |   |   |   | 1 0 0 0 0 0 0  |  |
| <b>Inning Stats</b>                                       | R: 1<br>E: 0<br>K: 1<br>S: 6<br>H: 1<br>LOB: 0<br>BB: 0<br>P: 6  | R: 0<br>E: 0<br>K: 2<br>S: 7<br>H: 0<br>LOB: 1<br>BB: 1<br>P: 11 | R: 0<br>E: 0<br>K: 1<br>S: 5<br>H: 0<br>LOB: 2<br>BB: 2<br>P: 13 | R: 0<br>E: 0<br>K: 1<br>S: 5<br>H: 0<br>LOB: 0<br>BB: 0<br>P: 5 | R: 0<br>E: 0<br>K: 0<br>S: 4<br>H: 1<br>LOB: 1<br>BB: 0<br>P: 4 | R: 1<br>E: 0<br>K: 2<br>S: 9<br>H: 2<br>LOB: 1<br>BB: 0<br>P: 9 | R: 0<br>E: 0<br>K: 0<br>S: 3<br>H: 0<br>LOB: 0<br>BB: 0<br>P: 3 | R: 2<br>E: 0<br>K: 0<br>S: 5<br>H: 2<br>LOB: 0<br>BB: 0<br>P: 5 | R: 0<br>E: 0<br>K: 0<br>S: 3<br>H: 0<br>LOB: 0<br>BB: 0<br>P: 3 | 1B: 2<br>2B: 1<br>3B: 0<br>HR: 3<br>SF: 0<br>SAC: 0<br>DP: 0<br>HBP: 0 | WP: 0<br>PB: 0<br>SB: 1<br>CS: 0<br>PA: 36 |
| <b>PITCHER</b><br>Charles Hudson, R<br>ERA: 3.94 (1, 1)   | IP: 9.0<br>WLS: W<br>BF: 36<br>H: 6<br>R: 4<br>ER: 4<br>SO: 7<br>BB: 3<br>IBB: 0<br>HBP: 0<br>BLK: 0<br>WP: 0<br>HR: 3<br>S: 47<br>P: 59<br>ERA: 4.00<br>WHIP: 1.000 | <b>PITCHER</b>   |  |   |   |   |   |   |   |  |  |

Atlanta Braves @ Philadelphia Phillies  
Veterans Stadium, Philadelphia, PA

livebaseballscorecards.com

|     |    |
|-----|----|
| AB  | 33 |
| R   | 4  |
| H   | 6  |
| RBI | 4  |
| BB  | 3  |
| SO  | 7  |
| LOB | 7  |



Sat Jul 27 1985, 3:33 AM EDT  
Att. 23,027 - Unknown

| Batter   | 1                        | 2                | 3                               | 4                  | 5                 | 6                   | 7                   | 8                     | 9 | AB | R | H | RBI | BB | SO | LOB |
|--|--------------------------|------------------|---------------------------------|--------------------|-------------------|---------------------|---------------------|-----------------------|---|----|---|---|-----|----|----|-----|
| Juan Samuel, R<br>OBP: 0.301, SLG: 0.427 (1, 4)  | 0-0<br>G3 S<br>6-3<br>1B |                  | 4-0<br>CS<br>BB                 | 0-0<br>5-3         |                   | 0-0<br>6-3          |                     |                       |   | 3  | 1 | 1 | 0   | 1  | 0  | 1   |
| Von Hayes, L<br>OBP: 0.355, SLG: 0.433 (1, 8)<br>(9, 7)  | 0-0<br>G3<br>1-3         |                  | 0-0<br>BB BB<br>1-2<br>2B<br>1B | 0-3<br>K           |                   | 0-0<br>4-3          |                     |                       |   | 4  | 1 | 1 | 0   | 0  | 1  | 2   |
| Mike Schmidt, R<br>OBP: 0.333, SLG: 0.446 (1, 3)   | 0-0<br>6-3<br>3-H        |                  | 4-0<br>BB<br>1-2<br>2B<br>BB    |                    | 0-0<br>6-3        |                     | 0-3<br>K            |                       |   | 3  | 1 | 0 | 1   | 1  | 1  | 0   |
| Glenn Wilson, R<br>OBP: 0.304, SLG: 0.433 (1, 9)   | 0-0<br>F1                |                  | 4-0<br>2B<br>1-2<br>2-3<br>BB   |                    | 0-0<br>3B<br>2B   |                     | 0-0<br>F8           |                       |   | 3  | 1 | 1 | 0   | 1  | 0  | 0   |
| Ozzie Virgil, R<br>OBP: 0.361, SLG: 0.461 (1, 2)   |                          | 0-0<br>F6        | 0-3<br>K                        |                    | 0-0<br>2B<br>3B   |                     | 0-3<br>K            |                       |   | 4  | 1 | 1 | 1   | 0  | 2  | 3   |
| John Russell, R<br>OBP: 0.333, SLG: 0.425 (1, 7)<br>Garry Maddox, R<br>OBP: 0.301, SLG: 0.355 (9, 8) |                          | 0-0<br>5-3       | 0-0<br>2B                       |                    | 0-0<br>2B         |                     | 0-0<br>F3           |                       |   | 4  | 0 | 2 | 3   | 0  | 0  | 0   |
| Rick Schu, R<br>OBP: 0.347, SLG: 0.378 (1, 5)  |                          | 4-0<br>BB<br>BB  | 0-0<br>F8                       |                    | 4-0<br>G6-3<br>BB |                     | 0-0<br>G5-4-3<br>1B |                       |   | 2  | 0 | 1 | 0   | 2  | 0  | 2   |
| Steve Jeltz, S<br>OBP: 0.286, SLG: 0.221 (1, 6)  |                          | 4-0<br>1-2<br>BB |                                 | 4-0<br>SH1-4<br>BB |                   | 0-0<br>G6-3<br>1-2f |                     | 0-0<br>G5-4-3<br>1-2f |   | 2  | 0 | 0 | 0   | 2  | 0  | 3   |
| Charles Hudson, S<br>OBP: 0.103, SLG: 0.103 (1, 1)   |                          | 0-3<br>K         |                                 | 0-0<br>SH1-4       |                   | 0-0<br>6-3          |                     |                       |   | 2  | 0 | 0 | 0   | 0  | 1  | 2   |

| Inning Stats | R: 1 | H: 1 | E: 0 | K: 0 | S: 4 | LOB: 0 | BB: 0 | P: 4 | R: 0 | H: 0 | E: 0 | K: 1 | S: 5 | LOB: 2 | BB: 2 | P: 13 | R: 2 | H: 2 | E: 0 | K: 1 | S: 6 | LOB: 2 | BB: 3 | P: 18 | R: 0 | H: 0 | E: 0 | K: 1 | S: 5 | LOB: 1 | BB: 1 | P: 9 | R: 2 | H: 3 | E: 0 | K: 0 | S: 5 | LOB: 1 | BB: 1 | P: 9 | R: 0 | H: 0 | E: 0 | K: 2 | S: 7 | LOB: 0 | BB: 0 | P: 7 | R: 0 | H: 1 | E: 0 | K: 0 | S: 3 | LOB: 0 | BB: 0 | P: 3 |
|--------------|------|------|------|------|------|--------|-------|------|------|------|------|------|------|--------|-------|-------|------|------|------|------|------|--------|-------|-------|------|------|------|------|------|--------|-------|------|------|------|------|------|------|--------|-------|------|------|------|------|------|------|--------|-------|------|------|------|------|------|------|--------|-------|------|
|--------------|------|------|------|------|------|--------|-------|------|------|------|------|------|------|--------|-------|-------|------|------|------|------|------|--------|-------|-------|------|------|------|------|------|--------|-------|------|------|------|------|------|------|--------|-------|------|------|------|------|------|------|--------|-------|------|------|------|------|------|------|--------|-------|------|

| PITCHER                            | IP  | WLS | BF | H | R | ER | SO | BB | IBB | HBP | BLK | WP | HR | S  | P  | ERA   | WHIP  |
|------------------------------------|-----|-----|----|---|---|----|----|----|-----|-----|-----|----|----|----|----|-------|-------|
| Zane Smith, L<br>ERA: 3.36 (1, 1)  | 4.1 | L   | 24 | 6 | 5 | 5  | 3  | 6  | 0   | 0   | 0   | 0  | 0  | 24 | 48 | 10.38 | 2.769 |
| Rick Camp, R<br>ERA: 3.39 (5, 1)   | 1.2 |     | 5  | 0 | 0 | 0  | 0  | 1  | 0   | 0   | 0   | 0  | 0  | 4  | 8  | 0.00  | 0.600 |
| Gene Garber, R<br>ERA: 4.15 (7, 1) | 2.0 |     | 6  | 1 | 0 | 0  | 2  | 0  | 0   | 0   | 0   | 0  | 0  | 10 | 10 | 0.00  | 0.500 |

**BOTTOM**

**Atlanta Braves @ Philadelphia Phillies**  
**Veterans Stadium, Philadelphia, PA**  
 Sat Jul 27 1985, 3:33 AM EDT  
 Att. 23,027 - Unknown

livebaseballscorecards.com

|            |           |
|------------|-----------|
| <b>AB</b>  | <b>27</b> |
| <b>R</b>   | <b>5</b>  |
| <b>H</b>   | <b>7</b>  |
| <b>RBI</b> | <b>5</b>  |
| <b>BB</b>  | <b>7</b>  |
| <b>SO</b>  | <b>5</b>  |
| <b>LOB</b> | <b>13</b> |



|       |        |
|-------|--------|
| WP: 0 | PA: 35 |
| PB: 0 |        |
| SB: 1 |        |
| CS: 1 |        |



| Batter   | 1   | 2   | 3   | 4  | 5   | 6   | 7   | 8   | 9   | AB R H RBI BB SO LOB                                       | TOP                                     |  |
|--|---|---|---|--|---|---|---|---|---|--|---|--|
| <b>Brad Komminsk, R</b> (1, 9)<br>OBP: 0.303, SLG: 0.259     | 4-0<br>1B BB<br>SF9 BB                                |   | 0-0<br>G3<br>FC5-2 2B                               |  | 0-3<br>K  |   | 0-0<br>P3   |   | 0-0<br>F8   | 4 1 1 0 1 1 1  |   |  |
| <b>Rafael Ramirez, R</b> (1, 6)<br>OBP: 0.300, SLG: 0.367    | 4-0<br>1B<br>1-2 BB                                   |   | 0-0<br>G3   |  | 0-0<br>F9   |   | 0-0<br>F8   |   |   | 3 0 0 0 1 0 1  |   |  |
| <b>Dale Murphy, R</b> (1, 8)<br>OBP: 0.379, SLG: 0.568       | 0-0<br>P3   |   | 0-0<br>FC5-2  |  | 0-3<br>K  |   |   | 4-0<br>BB   |   | 3 0 0 0 1 1 3  |   |  |
| <b>Bob Homer, R</b> (1, 3)<br>OBP: 0.351, SLG: 0.577         | 0-0<br>1-2 2-3<br>1B                                  |   | 0-0<br>3-H<br>5-3                                   |  | 0-0<br>P6   |   |   | 0-0<br>F8   |   | 4 0 1 0 0 0 2  |   |  |
| <b>Terry Harper, R</b> (1, 7)<br>OBP: 0.326, SLG: 0.419      | 0-0<br>SF9  |   |   | 0-0<br>HR  |   | 0-0<br>P5   |   | 0-3<br>K  |   | 3 1 1 2 0 1 1  |   |  |
| <b>Rick Cerone, R</b> (1, 2)<br>OBP: 0.273, SLG: 0.285       | 0-3<br>K  |   |   | 4-0<br>BB  |   | 0-0<br>E5   |   | 0-0<br>F9   |   | 3 0 0 0 1 1 3  |   |  |
| <b>Glenn Hubbard, R</b> (1, 4)<br>OBP: 0.325, SLG: 0.328     |   | 0-0<br>F8   |   | 0-0<br>F8  |   | 0-0<br>P2   |   |   | 0-0<br>2B   | 4 0 1 0 0 0 2  |   |  |
| <b>Paul Runge, R</b> (1, 5)<br>OBP: 0.306, SLG: 0.267        |   | 0-0<br>6-3  |   | 0-0<br>P5  |   |   | 0-0<br>HR   |   | 0-3<br>K  | 4 1 1 1 0 1 2  |   |  |
| <b>Steve Bedrosian, R</b> (1, 1)<br>OBP: 0.070, SLG: 0.070   |   | 0-3<br>K2-3   |   | 0-3<br>K   |   |   | 0-3<br>K  |   | 0-0<br>F9   | 2 0 0 0 0 2 1  |   |  |
| <b>Rick Camp, R</b> (4, 1)<br>OBP: 0.300, SLG: 0.556         |   |   |   |  |   |   |   |   |   | 0 0 0 0 0 0 0  |   |  |
| <b>Milt Thompson, L</b> (7, PH)<br>OBP: 0.297, SLG: 0.378    |   |   |   |  |   |   |   |   |   | 1 0 0 0 0 1 0  |   |  |
| <b>Len Barker, R</b> (7, 1)                                  |   |   |   |  |   |   |   |   |   | 0 0 0 0 0 0 0  |   |  |
| <b>Paul Zuvella, R</b> (9, PH)<br>OBP: 0.224, SLG: 0.194     |   |   |   |  |   |   |   |   |   | 1 0 0 0 0 0 1  |   |  |
| <b>Inning Stats</b>  | R: 1 H: 1<br>E: 0 LOB: 2<br>K: 1 BB: 2<br>S: 6 P: 14  | R: 0 H: 0<br>E: 0 LOB: 0<br>K: 1 BB: 0<br>S: 5 P: 5 | R: 0 H: 1<br>E: 0 LOB: 1<br>K: 0 BB: 0<br>S: 4 P: 4 | R: 1 H: 1<br>E: 0 LOB: 1<br>K: 1 BB: 1<br>S: 6 P: 10 | R: 0 H: 0<br>E: 0 LOB: 0<br>K: 2 BB: 0<br>S: 7 P: 7 | R: 0 H: 0<br>E: 1 LOB: 1<br>K: 0 BB: 0<br>S: 4 P: 4 | R: 1 H: 1<br>E: 0 LOB: 0<br>K: 1 BB: 0<br>S: 6 P: 6 | R: 0 H: 0<br>E: 0 LOB: 1<br>K: 1 BB: 1<br>S: 5 P: 9 | R: 0 H: 1<br>E: 0 LOB: 1<br>K: 1 BB: 0<br>S: 6 P: 6 | 1B: 1 SF: 1<br>2B: 2 SAC: 0<br>3B: 0 DP: 0<br>HR: 2 HBP: 0 | WP: 0 PA: 37<br>PB: 0<br>SB: 0<br>CS: 0 |  |
| <b>PITCHER</b><br><b>Jerry Kosman, L</b> (1, 1)<br>ERA: 3.72 | IP WLS BF H R ER SO BB IBB HBP BLK WP HR S P ERA WHIP | 9.0 W 37 5 3 ER 3 8 4 0 0 0 0 2 49 65 3.00 1.000    |   |  |   |   |   |   |   |  |   |  |

Atlanta Braves @ Philadelphia Phillies  
Veterans Stadium, Philadelphia, PA  
Sun Jul 28 1985, 3:33 AM EDT  
Att. 30,160 - Unknown

livebaseballscorecards.com

|     |    |
|-----|----|
| AB  | 32 |
| R   | 3  |
| H   | 5  |
| RBI | 3  |
| BB  | 4  |
| SO  | 8  |
| LOB | 17 |



| Batter  | 1          | 2         | 3            | 4                    | 5         | 6             | 7                | 8             | 9 | AB | R | H | RBI | BB | SO | LOB |
|---|------------|-----------|--------------|----------------------|-----------|---------------|------------------|---------------|---|----|---|---|-----|----|----|-----|
| Juan Samuel, R<br>OBP: 0.303, SLG: 0.431 (1, 4)   | 0-0<br>4-3 |           | 4-0<br>3B BB | 0-0<br>3B            |           | 0-0<br>5-3    |                  |               |   | 3  | 1 | 1 | 3   | 1  | 0  | 0   |
| Von Hayes, L<br>OBP: 0.354, SLG: 0.437 (1, 8)     | 0-0<br>G3  |           | 0-0<br>1B 3B | 0-3<br>K             |           |               | 0-0<br>F8        |               |   | 4  | 1 | 1 | 2   | 0  | 1  | 1   |
| Tim Corcoran, L<br>OBP: 0.316, SLG: 0.283 (1, 3)  | 0-0<br>1B  |           | 0-0<br>F7    |                      | 0-0<br>F7 |               | 0-0<br>G6-4-3 1B |               |   | 4  | 0 | 2 | 0   | 0  | 0  | 1   |
| Glenn Wilson, R<br>OBP: 0.304, SLG: 0.431 (1, 9)  | 0-3<br>K   |           | 0-0<br>CS 1B |                      | 0-0<br>F9 |               | 0-0<br>G6-4-3    |               |   | 4  | 0 | 1 | 1   | 0  | 1  | 2   |
| Ozzie Virgil, R<br>OBP: 0.363, SLG: 0.463 (1, 2)  |            | 0-0<br>F9 | 0-0<br>CS    | 4-0<br>BB BB 3B BB   |           | 0-0<br>2B     |                  | 0-0<br>6-3    |   | 3  | 1 | 1 | 0   | 1  | 0  | 0   |
| John Russell, R<br>OBP: 0.331, SLG: 0.413 (1, 7)  | 0-0<br>P5  |           |              | 4-0<br>1-2 3B BB     |           | 0-0<br>6-3    |                  | 0-0<br>4-3    |   | 3  | 1 | 0 | 0   | 1  | 0  | 1   |
| Rick Schu, R<br>OBP: 0.345, SLG: 0.392 (1, 5)     | 0-0<br>6-3 |           |              | 0-3<br>K             |           | 0-0<br>HR     |                  | 0-3<br>K      |   | 4  | 1 | 1 | 1   | 0  | 2  | 2   |
| Steve Jeltz, S<br>OBP: 0.292, SLG: 0.230 (1, 6)   |            |           | 0-0<br>3B 2B | 4-0<br>1-2 2-3 3B BB |           | 0-0<br>E6     |                  | 0-3<br>G1-6-3 |   | 2  | 2 | 1 | 0   | 1  | 0  | 0   |
| Jerry Koosman, R<br>OBP: 0.067, SLG: 0.069 (1, 1) |            |           | 0-0<br>F2    | 0-0<br>P6            |           | 0-0<br>G1-6-3 |                  |               |   | 3  | 0 | 0 | 0   | 0  | 0  | 5   |

| Inning Stats | R: 0 | H: 1 | E: 0 | LOB: 1 | K: 1 | BB: 0 | S: 6 | P: 6 | R: 0 | H: 0 | E: 0 | LOB: 0 | K: 0 | BB: 0 | S: 3 | P: 3 | R: 3 | H: 3 | E: 0 | LOB: 0 | K: 0 | BB: 1 | S: 5 | P: 9 | R: 3 | H: 1 | E: 0 | LOB: 1 | K: 2 | BB: 3 | S: 8 | P: 20 | R: 0 | H: 1 | E: 0 | LOB: 1 | K: 0 | BB: 0 | S: 4 | P: 4 | R: 1 | H: 1 | E: 1 | LOB: 0 | K: 0 | BB: 0 | S: 4 | P: 4 | R: 0 | H: 1 | E: 0 | LOB: 0 | K: 0 | BB: 0 | S: 3 | P: 3 | R: 0 | H: 0 | E: 0 | LOB: 0 | K: 1 | BB: 0 | S: 5 | P: 5 |
|--------------|------|------|------|--------|------|-------|------|------|------|------|------|--------|------|-------|------|------|------|------|------|--------|------|-------|------|------|------|------|------|--------|------|-------|------|-------|------|------|------|--------|------|-------|------|------|------|------|------|--------|------|-------|------|------|------|------|------|--------|------|-------|------|------|------|------|------|--------|------|-------|------|------|
|--------------|------|------|------|--------|------|-------|------|------|------|------|------|--------|------|-------|------|------|------|------|------|--------|------|-------|------|------|------|------|------|--------|------|-------|------|-------|------|------|------|--------|------|-------|------|------|------|------|------|--------|------|-------|------|------|------|------|------|--------|------|-------|------|------|------|------|------|--------|------|-------|------|------|

| PITCHER                                | IP  | WLS | BF | H | R | ER | SO | BB | IBB | HBP | BLK | WP | HR | S  | P  | ERA   | WHIP  |
|--|-----|-----|----|---|---|----|----|----|-----|-----|-----|----|----|----|----|-------|-------|
| Steve Bedrosian, R<br>ERA: 3.52 (1, 1) | 3.2 | L   | 19 | 5 | 6 | 6  | 2  | 4  | 0   | 0   | 0   | 0  | 0  | 19 | 35 | 14.73 | 2.455 |
| Rick Camp, R<br>ERA: 3.4 (4, 1)        | 2.1 |     | 9  | 2 | 1 | 1  | 1  | 0  | 0   | 0   | 0   | 0  | 1  | 11 | 11 | 3.86  | 0.857 |
| Len Barker, R<br>ERA: 5.07 (7, 1)      | 2.0 |     | 6  | 1 | 0 | 0  | 1  | 0  | 0   | 0   | 0   | 0  | 0  | 8  | 8  | 0.00  | 0.500 |

**BOTTOM**

**Atlanta Braves @ Philadelphia Phillies**  
**Veterans Stadium, Philadelphia, PA**  
 Sun Jul 28 1985, 3:33 AM EDT  
 Att. 30,160 - Unknown

livebaseballscorecards.com

|            |           |
|------------|-----------|
| <b>AB</b>  | <b>30</b> |
| <b>R</b>   | <b>7</b>  |
| <b>H</b>   | <b>8</b>  |
| <b>RBI</b> | <b>7</b>  |
| <b>BB</b>  | <b>4</b>  |
| <b>SO</b>  | <b>4</b>  |
| <b>LOB</b> | <b>12</b> |



|       |        |
|-------|--------|
| WP: 0 | PA: 35 |
| PB: 0 | SB: 0  |
| CS: 1 |        |



| Batter   | 1   | 2   | 3  | 4  | 5   | 6   | 7   | 8   | 9   | AB R H RBI BB SO LOB                                       | TOP                                     |  |
|--|---|---|--|--|---|---|---|---|---|--|---|--|
| Juan Samuel, R (1, 4)<br>OBP: 0.304, SLG: 0.429  | 0-0<br>F8   |   | 0-0<br>F9  | 0-0<br>1B  |   | 0-0<br>1-3  |   |   | 4-0<br>4-3 S<br>BB                                  | 4 0 1 0 1 0 2  |   |  |
| Von Hayes, L (1, 8)<br>OBP: 0.355, SLG: 0.434    | 0-0<br>BLK<br>1B                                      |   | 4-0<br>1-2 2-3<br>BB                                 | 0-0<br>4-3   |   | 0-0<br>4-3  |   |   | 0-0<br>4-3<br>1-3                                   | 4 0 1 0 1 0 3  |   |  |
| Mike Schmidt, R (1, 3)<br>OBP: 0.334, SLG: 0.444 | 0-0<br>F7<br>1-2                                      |   | 0-0<br>P6  |  | 0-0<br>1B BB<br>1B                                  |   |   |   | 4-0<br>G6-4-3<br>BB                                 | 4 0 1 0 1 1 5  |   |  |
| Glenn Wilson, R (1, 9)<br>OBP: 0.301, SLG: 0.426 | 0-0<br>4-3  |   | 0-3<br>K   |  | 0-0<br>F8   |   |   |   | 0-0<br>G6-4-3<br>1-2f                               | 4 0 0 0 0 1 6  |   |  |
| Ozzie Virgil, R (1, 2)<br>OBP: 0.361, SLG: 0.458 |   | 0-0<br>6-3  |  | 4-0<br>FC6-5<br>1B<br>BB                             |   | 0-0<br>F8   |   |   | 0-3<br>K  | 3 0 0 0 1 1 1  |   |  |
| John Russell, R (1, 7)<br>OBP: 0.336, SLG: 0.411 |   | 0-0<br>F8   |  | 0-0<br>FC6-5<br>2B<br>1B                             |   | 4-0<br>1-2<br>1B<br>BB                              |   |   | 0-0<br>P4   | 3 1 1 0 1 0 0  |   |  |
| Garry Maddox, R (8, 8)<br>OBP: 0.301, SLG: 0.355 |   |   |  |  |   |   |   |   |   | 0 0 0 0 0 0 0  |   |  |
| Rick Schu, R (1, 5)<br>OBP: 0.343, SLG: 0.389    |   | 0-0<br>F2   |  | 0-0<br>FC6-5<br>2B                                   |   | 0-0<br>1-2 2-3<br>1B                                |   |   | 0-0<br>F7   | 4 1 1 0 0 0 2  |   |  |
| Steve Jeltz, S (1, 6)<br>OBP: 0.291, SLG: 0.230  |   |   | 0-0<br>BB<br>E<br>1B                                 | 0-3<br>K   |   | 0-0<br>F8   |   |   | 0-3<br>K  | 4 0 1 0 0 2 5  |   |  |
| Kevin Gross, R (1, 1)<br>OBP: 0.190, SLG: 0.220  |   |   | 0-0<br>E3  | 0-0<br>1B  |   | 0-0<br>6-3  |   |   | 0-0<br>F8   | 3 0 1 2 0 0 1  |   |  |
| Don Carman, L (7, 1)                             |   |   |  |  |   |   |   |   |   | 0 0 0 0 0 0 0  |   |  |
| Greg Gross, L (9, PH)<br>OBP: 0.365, SLG: 0.317  |   |   |  |  |   |   |   |   |   | 1 0 0 0 0 0 0  |   |  |
| Kent Tekulve, R (9, 1)                           |   |   | 1-2<br>1B  | 1-H<br>2-H<br>2B                                     |   |   |   |   |   | 0 0 0 0 0 0 0  |   |  |
| <b>Inning Stats</b>                              | R: 0 H: 1<br>E: 0 LOB: 1<br>K: 0 BB: 0<br>S: 4 P: 4   | R: 0 H: 0<br>E: 0 LOB: 0<br>K: 0 BB: 0<br>S: 3 P: 3 | R: 0 H: 1<br>E: 1 LOB: 3<br>K: 1 BB: 1<br>S: 7 P: 11 | R: 2 H: 3<br>E: 0 LOB: 2<br>K: 1 BB: 1<br>S: 8 P: 12 | R: 0 H: 2<br>E: 0 LOB: 3<br>K: 0 BB: 1<br>S: 5 P: 9 | R: 0 H: 0<br>E: 0 LOB: 0<br>K: 0 BB: 0<br>S: 3 P: 3 | R: 0 H: 0<br>E: 0 LOB: 0<br>K: 1 BB: 1<br>S: 4 P: 8 | R: 0 H: 0<br>E: 0 LOB: 0<br>K: 1 BB: 0<br>S: 5 P: 5 | R: 0 H: 0<br>E: 0 LOB: 1<br>K: 1 BB: 1<br>S: 5 P: 9 | 1B: 6 SF: 0<br>2B: 1 SAC: 0<br>3B: 0 DP: 1<br>HR: 0 HBP: 0 | WP: 0 PA: 39<br>PB: 0<br>SB: 1<br>CS: 0 |  |
| <b>PITCHER</b>                                   | IP WLS BF H R ER SO BB IBB HBP BLK WP HR S P ERA WHIP |   |  |  |   |   |   |   |   |  |   |  |
| Rick Rhoden, R (1, 1)<br>ERA: 4.27               | 8.0 L 35 7 2 2 4 4 0 0 0 1 0 0 39 55 2.25 1.375       |   |  |  |   |   |   |   |   |  |   |  |
| Cecilio Guante, R (9, 1)<br>ERA: 2.11            | 1.0 4 0 0 0 1 1 0 0 0 0 0 0 5 9 0.00 1.000            |   |  |  |   |   |   |   |   |  |   |  |

Philadelphia Phillies @ Pittsburgh Pirates  
 Three Rivers Stadium, Pittsburgh, PA  
 Tue Jul 30 1985, 7:05 PM EDT  
 Att. 7,496 - Unknown

livebaseballscorecards.com

|     |    |
|-----|----|
| AB  | 34 |
| R   | 2  |
| H   | 7  |
| RBI | 2  |
| BB  | 5  |
| SO  | 5  |
| LOB | 25 |



**BOTTOM**

**Philadelphia Phillies @ Pittsburgh Pirates**  
**Three Rivers Stadium, Pittsburgh, PA**

Tue Jul 30 1985, 7:05 PM EDT  
 Att. 7,496 - Unknown

livebaseballscorecards.com

|            |           |
|------------|-----------|
| <b>AB</b>  | <b>32</b> |
| <b>R</b>   | <b>0</b>  |
| <b>H</b>   | <b>7</b>  |
| <b>RBI</b> | <b>0</b>  |
| <b>BB</b>  | <b>2</b>  |
| <b>SO</b>  | <b>1</b>  |
| <b>LOB</b> | <b>18</b> |



| AB | R | H | RBI | BB | SO | LOB |
|----|---|---|-----|----|----|-----|
| 4  | 0 | 1 | 0   | 0  | 0  | 1   |
| 4  | 0 | 0 | 0   | 0  | 0  | 3   |
| 2  | 0 | 1 | 0   | 0  | 0  | 0   |
| 2  | 0 | 0 | 0   | 0  | 0  | 3   |
| 3  | 0 | 0 | 0   | 1  | 0  | 1   |
| 4  | 0 | 2 | 0   | 0  | 0  | 1   |
| 4  | 0 | 1 | 0   | 0  | 1  | 3   |
| 2  | 0 | 1 | 0   | 0  | 0  | 0   |
| 1  | 0 | 0 | 0   | 0  | 0  | 2   |
| 1  | 0 | 0 | 0   | 0  | 0  | 1   |
| 3  | 0 | 0 | 0   | 0  | 0  | 3   |
| 2  | 0 | 1 | 0   | 0  | 0  | 0   |
| 0  | 0 | 0 | 0   | 1  | 0  | 0   |
| 0  | 0 | 0 | 0   | 0  | 0  | 0   |

| Batter   | 1          | 2                  | 3                   | 4         | 5         | 6                | 7          | 8                 | 9 |
|--|------------|--------------------|---------------------|-----------|-----------|------------------|------------|-------------------|---|
| Marvell Wynne, L (1, 8)<br>OBP: 0.266, SLG: 0.285  | 0-0<br>4-3 |                    |                     | 0-0<br>F7 |           | 0-0<br>G3<br>1B  |            | 0-0<br>1-3        |   |
| Johnny Ray, S (1, 4)<br>OBP: 0.290, SLG: 0.367     | 0-0<br>G3  |                    |                     | 0-0<br>F9 |           | 0-0<br>G3        |            | 0-0<br>P4         |   |
| Bill Madlock, R (1, 5)<br>OBP: 0.316, SLG: 0.377   | 0-0<br>F8  |                    |                     | 0-0<br>1B |           | 0-0<br>L5        |            | 0-0<br>P4         |   |
| Jim Morrison, R (6, 5)<br>OBP: 0.273, SLG: 0.294   |            |                    |                     |           |           |                  |            |                   |   |
| Jason Thompson, L (1, 3)<br>OBP: 0.355, SLG: 0.404 |            | 0-0<br>3-1         |                     | 0-0<br>F9 |           | 4-0<br>1B<br>BB  |            | 0-0<br>E6<br>G4-3 |   |
| Tony Peña, R (1, 2)<br>OBP: 0.297, SLG: 0.371      |            | 0-0<br>FC3-6<br>1B |                     |           | 0-0<br>G1 | 0-0<br>1-2<br>1B |            | 0-0<br>G4-3       |   |
| Doug Frobel, L (1, 9)<br>OBP: 0.331, SLG: 0.262    |            | 0-0<br>FC3-6<br>CS |                     |           | 0-0<br>F9 | 0-3<br>K         |            | 0-0<br>1B         |   |
| Joe Orsulak, L (1, 7)<br>OBP: 0.333, SLG: 0.337    |            | 0-0<br>CS          | 0-0<br>G4-6-3<br>1B |           | 0-0<br>L4 | 0-0<br>F7        |            | 0-0<br>F9         |   |
| Sixto Lezcano, R (7, PH)<br>OBP: 0.398, SLG: 0.340 |            |                    |                     |           |           |                  |            |                   |   |
| Lee Mazzilli, S (9, PH)<br>OBP: 0.414, SLG: 0.359  |            |                    |                     |           |           |                  |            |                   |   |
| Sam Khalifa, R (1, 6)<br>OBP: 0.306, SLG: 0.330    |            |                    | 0-0<br>G4-6-3       |           |           | 0-0<br>6-3       | 0-0<br>1-3 |                   |   |
| Rick Rhoden, R (1, 1)<br>OBP: 0.200, SLG: 0.227    |            |                    |                     |           |           |                  |            | 4-0<br>1-3<br>BB  |   |
| Bill Almon, R (8, PH)<br>OBP: 0.342, SLG: 0.411    |            |                    |                     |           |           |                  |            |                   |   |
| Cecilio Guante, R (9, 1)<br>OBP: 0.100, SLG: 0.100 |            |                    | 0-0<br>6-3          |           |           | 0-0<br>1B<br>2B  |            |                   |   |

| Inning | R | H | E | K | S | H | LOB | BB | P  |
|--------|---|---|---|---|---|---|-----|----|----|
| 1      | 0 | 0 | 0 | 0 | 3 | 1 | 0   | 0  | 3  |
| 2      | 0 | 1 | 0 | 0 | 3 | 0 | 0   | 0  | 3  |
| 3      | 0 | 1 | 0 | 0 | 3 | 0 | 0   | 0  | 3  |
| 4      | 0 | 1 | 0 | 0 | 4 | 0 | 1   | 0  | 4  |
| 5      | 0 | 0 | 0 | 0 | 3 | 0 | 0   | 0  | 3  |
| 6      | 0 | 2 | 0 | 0 | 5 | 0 | 2   | 0  | 5  |
| 7      | 0 | 1 | 0 | 1 | 6 | 0 | 2   | 1  | 10 |
| 8      | 0 | 0 | 0 | 0 | 3 | 0 | 1   | 1  | 7  |
| 9      | 0 | 1 | 1 | 0 | 4 | 0 | 1   | 0  | 4  |

| PITCHER                             | IP  | WLS | BF | H | R | ER | SO | BB | IBB | HBP | BLK | WP | HR | S  | P  | ERA  | WHIP  |
|-------------------------------------|-----|-----|----|---|---|----|----|----|-----|-----|-----|----|----|----|----|------|-------|
| Kevin Gross, R (1, 1)<br>ERA: 3.0   | 6.0 | W   | 23 | 6 | 0 | 0  | 0  | 1  | 1   | 0   | 0   | 0  | 0  | 22 | 26 | 0.00 | 1.167 |
| Don Carman, L (7, 1)<br>ERA: 2.72   | 2.0 |     | 7  | 0 | 0 | 0  | 1  | 1  | 0   | 0   | 0   | 0  | 0  | 8  | 12 | 0.00 | 0.500 |
| Kent Tekulve, R (9, 1)<br>ERA: 3.78 | 1.0 | S   | 4  | 1 | 0 | 0  | 0  | 0  | 0   | 0   | 0   | 0  | 0  | 4  | 4  | 0.00 | 1.000 |

| 1B | 2B | 3B | HR | SF | SAC | DP | HBP |
|----|----|----|----|----|-----|----|-----|
| 6  | 1  | 0  | 0  | 0  | 0   | 2  | 0   |

| WP | PA |
|----|----|
| 0  | 35 |



| Batter   | 1   | 2   | 3                            | 4                               | 5                            | 6                               | 7                            | 8                               | 9                            | 10                              | AB                           | R                               | H                            | RBI                             | BB                           | SO                               | LOB                          | TOP                             |                                  |                                    |                                  |        |       |
|--|---|---|------------------------------|---------------------------------|------------------------------|---------------------------------|------------------------------|---------------------------------|------------------------------|---------------------------------|------------------------------|---------------------------------|------------------------------|---------------------------------|------------------------------|----------------------------------|------------------------------|---------------------------------|----------------------------------|------------------------------------|----------------------------------|--------|-------|
| Juan Samuel, R (1, 4)<br>OBP: 0.300, SLG: 0.424    | 0-0<br>P3   |   | 0-3<br>K                     |                                 |                              | 0-0<br>F8                       |                              | 0-3<br>K                        |                              | 0-3<br>K                        | 5                            | 0                               | 0                            | 0                               | 0                            | 3                                | 0                            |                                 |                                  |                                    |                                  |        |       |
| Von Hayes, L (1, 8)<br>OBP: 0.359, SLG: 0.444      | 0-0<br>HR   |   |                              | 4-3                             |                              | 4-0<br>1B<br>BB                 |                              | 4-0<br>F8<br>1B<br>WP<br>BB     |                              | 4-0<br>F8<br>1B<br>WP<br>BB     | 2                            | 2                               | 1                            | 1                               | 2                            | 0                                | 0                            |                                 |                                  |                                    |                                  |        |       |
| Mike Schmidt, R (1, 3)<br>OBP: 0.338, SLG: 0.446   | 0-3<br>K  |   |                              | 4-0<br>5-3<br>BB                |                              | 0-0<br>1-2<br>1B                |                              | 0-0<br>1-2<br>WP<br>1B          |                              | 0-0<br>1-2<br>WP<br>1B          | 3                            | 0                               | 2                            | 0                               | 1                            | 1                                | 0                            |                                 |                                  |                                    |                                  |        |       |
| Glenn Wilson, R (1, 9)<br>OBP: 0.297, SLG: 0.421   | 0-0<br>6-3  |   |                              | 0-0<br>5-3                      |                              | 0-0<br>4-3                      |                              | 0-0<br>4-3                      |                              | 0-0<br>P4                       | 4                            | 0                               | 0                            | 0                               | 0                            | 0                                | 5                            |                                 |                                  |                                    |                                  |        |       |
| Bo Diaz, R (1, 2)<br>OBP: 0.282, SLG: 0.403        |   | 0-0<br>F7   |                              | 0-0<br>6-3                      |                              | 0-0<br>6-3                      |                              | 0-0<br>P6                       |                              | 0-0<br>F8                       | 3                            | 0                               | 0                            | 0                               | 0                            | 0                                | 1                            |                                 |                                  |                                    |                                  |        |       |
| Tim Corcoran, L (9, PH)<br>OBP: 0.314, SLG: 0.281  |   |   |                              |                                 |                              |                                 |                              |                                 |                              |                                 | 1                            | 0                               | 0                            | 0                               | 0                            | 0                                | 2                            |                                 |                                  |                                    |                                  |        |       |
| Luis Aguayo, R (9, 6)<br>OBP: 0.343, SLG: 0.367    |   |   |                              |                                 |                              |                                 |                              |                                 |                              |                                 | 0                            | 0                               | 0                            | 0                               | 0                            | 0                                | 0                            |                                 |                                  |                                    |                                  |        |       |
| John Russell, R (1, 7)<br>OBP: 0.328, SLG: 0.400   |   | 0-3<br>K  |                              | 0-0<br>F7                       |                              | 0-0<br>F7                       |                              | 0-3<br>K                        |                              | 0-3<br>K                        | 3                            | 0                               | 0                            | 0                               | 0                            | 2                                | 0                            |                                 |                                  |                                    |                                  |        |       |
| Ozzie Virgil, R (9, PH)<br>OBP: 0.360, SLG: 0.457  |   |   |                              |                                 |                              |                                 |                              |                                 |                              |                                 | 1                            | 0                               | 0                            | 0                               | 0                            | 1                                | 1                            |                                 |                                  |                                    |                                  |        |       |
| Rick Schu, R (1, 5)<br>OBP: 0.337, SLG: 0.380      |   | 0-0<br>F8   |                              | 0-3<br>K                        |                              | 0-3<br>K                        |                              | 0-3<br>K                        |                              |                                 | 4                            | 0                               | 0                            | 0                               | 0                            | 2                                | 0                            |                                 |                                  |                                    |                                  |        |       |
| Steve Jeltz, S (1, 6)<br>OBP: 0.288, SLG: 0.228    |   |   | 0-3<br>K                     |                                 | 0-0<br>4-3                   |                                 |                              | 0-0<br>1-3                      |                              | 0-0<br>HR                       | 2                            | 0                               | 0                            | 0                               | 0                            | 1                                | 0                            |                                 |                                  |                                    |                                  |        |       |
| Derrel Thomas, S (8, PH)<br>OBP: 0.286, SLG: 0.359 |   |   |                              |                                 |                              |                                 |                              |                                 |                              |                                 | 2                            | 1                               | 1                            | 1                               | 0                            | 0                                | 0                            |                                 |                                  |                                    |                                  |        |       |
| Kent Tekulve, R (10, 1)                            |   |   |                              |                                 |                              |                                 |                              |                                 |                              |                                 | 0                            | 0                               | 0                            | 0                               | 0                            | 0                                | 0                            |                                 |                                  |                                    |                                  |        |       |
| Shane Rawley, R (1, 1)<br>OBP: 0.158, SLG: 0.086   |   |   | 0-3<br>K                     |                                 |                              | 0-3<br>K                        |                              | 0-0<br>6-3                      |                              | 0-3<br>K                        | 2                            | 0                               | 0                            | 0                               | 0                            | 2                                | 0                            |                                 |                                  |                                    |                                  |        |       |
| Greg Gross, L (8, PH)<br>OBP: 0.362, SLG: 0.315    |   |   |                              |                                 |                              |                                 |                              |                                 |                              |                                 | 1                            | 0                               | 0                            | 0                               | 0                            | 0                                | 0                            |                                 |                                  |                                    |                                  |        |       |
| Don Carman, L (8, 1)                               |   |   |                              |                                 |                              |                                 |                              |                                 |                              |                                 | 0                            | 0                               | 0                            | 0                               | 0                            | 0                                | 0                            |                                 |                                  |                                    |                                  |        |       |
| Garry Maddox, R (10, PH)<br>OBP: 0.299, SLG: 0.353 |   |   |                              |                                 |                              |                                 |                              |                                 |                              |                                 | 1                            | 0                               | 0                            | 0                               | 0                            | 1                                | 0                            |                                 |                                  |                                    |                                  |        |       |
| <b>Inning Stats</b>                                | R: 1<br>E: 0<br>K: 1<br>S: 6  | H: 1<br>LOB: 0<br>BB: 0<br>P: 6   | R: 0<br>E: 0<br>K: 1<br>S: 5 | H: 0<br>LOB: 0<br>BB: 0<br>P: 5 | R: 0<br>E: 0<br>K: 3<br>S: 9 | H: 0<br>LOB: 0<br>BB: 0<br>P: 9 | R: 0<br>E: 0<br>K: 0<br>S: 3 | H: 0<br>LOB: 1<br>BB: 1<br>P: 7 | R: 0<br>E: 0<br>K: 1<br>S: 5 | H: 0<br>LOB: 0<br>BB: 0<br>P: 5 | R: 0<br>E: 0<br>K: 2<br>S: 7 | H: 0<br>LOB: 0<br>BB: 0<br>P: 7 | R: 0<br>E: 0<br>K: 1<br>S: 5 | H: 0<br>LOB: 0<br>BB: 0<br>P: 5 | R: 1<br>E: 0<br>K: 1<br>S: 6 | H: 1<br>LOB: 1<br>BB: 1<br>P: 10 | R: 1<br>E: 0<br>K: 1<br>S: 8 | H: 1<br>LOB: 0<br>BB: 0<br>P: 8 | 1B: 2<br>2B: 0<br>3B: 0<br>HR: 2 | SF: 0<br>SAC: 0<br>DP: 0<br>HBP: 0 | WP: 1<br>PB: 0<br>SB: 0<br>CS: 0 | PA: 37 |       |
| <b>PITCHER</b>                                     | IP<br>WLS<br>BF<br>H<br>R<br>ER<br>SO<br>BB<br>IBB<br>HBP<br>BLK<br>WP<br>HR<br>S<br>P<br>ERA<br>WHIP | IP<br>WLS<br>BF<br>H<br>R<br>ER<br>SO<br>BB<br>IBB<br>HBP<br>BLK<br>WP<br>HR<br>S<br>P<br>ERA<br>WHIP |                              |                                 |                              |                                 |                              |                                 |                              |                                 |                              |                                 |                              |                                 |                              |                                  |                              |                                 |                                  |                                    |                                  |        |       |
| Lee Tunnell, R (1, 1)<br>ERA: 4.24                 | 8.0   | W   | 30                           | 3                               | 2                            | 2                               | 10                           | 3                               | 0                            | 0                               | 0                            | 0                               | 0                            | 0                               | 0                            | 0                                | 0                            | 1                               | 1                                | 13                                 | 13                               | 4.50   | 0.750 |
| Cecilio Guante, R (9, 1)<br>ERA: 2.17              | 2.0   | W   | 7                            | 1                               | 1                            | 1                               | 3                            | 0                               | 0                            | 0                               | 0                            | 0                               | 0                            | 0                               | 0                            | 0                                | 0                            | 1                               | 1                                | 13                                 | 13                               | 4.50   | 0.500 |

Philadelphia Phillies @ Pittsburgh Pirates  
 Three Rivers Stadium, Pittsburgh, PA  
 Wed Jul 31 1985, 7:05 PM EDT  
 Att: 6,797 - Unknown

livebaseballscorecards.com

|     |    |
|-----|----|
| AB  | 34 |
| R   | 3  |
| H   | 4  |
| RBI | 2  |
| BB  | 3  |
| SO  | 13 |
| LOB | 9  |



BOTTOM

Philadelphia Phillies @ Pittsburgh Pirates  
Three Rivers Stadium, Pittsburgh, PA

Wed Jul 31 1985, 7:05 PM EDT  
Att. 6,797 - Unknown

livebaseballscorecards.com

|     |    |
|-----|----|
| AB  | 37 |
| R   | 4  |
| H   | 11 |
| RBI | 4  |
| BB  | 6  |
| SO  | 9  |
| LOB | 22 |



|    |   |    |    |
|----|---|----|----|
| WP | 0 | PA | 46 |
| PB | 0 |    |    |
| SB | 2 |    |    |
| CS | 0 |    |    |

|    |   |   |   |   |   |     |   |    |   |    |   |     |   |
|----|---|---|---|---|---|-----|---|----|---|----|---|-----|---|
| AB | 4 | R | 0 | H | 2 | RBI | 0 | BB | 0 | SO | 1 | LOB | 0 |
|    | 1 | 0 | 0 | 0 | 0 | 0   | 0 | 0  | 0 | 0  | 0 | 0   | 0 |

|   |   |   |   |   |   |   |  |  |  |  |  |  |  |
|---|---|---|---|---|---|---|--|--|--|--|--|--|--|
| 5 | 1 | 1 | 0 | 0 | 1 | 2 |  |  |  |  |  |  |  |
|---|---|---|---|---|---|---|--|--|--|--|--|--|--|

|   |   |   |   |   |   |   |  |  |  |  |  |  |  |
|---|---|---|---|---|---|---|--|--|--|--|--|--|--|
| 4 | 0 | 0 | 1 | 0 | 0 | 2 |  |  |  |  |  |  |  |
|---|---|---|---|---|---|---|--|--|--|--|--|--|--|

|   |   |   |   |   |   |   |  |  |  |  |  |  |  |
|---|---|---|---|---|---|---|--|--|--|--|--|--|--|
| 3 | 0 | 2 | 0 | 1 | 1 | 0 |  |  |  |  |  |  |  |
| 1 | 1 | 1 | 0 | 0 | 0 | 0 |  |  |  |  |  |  |  |

|   |   |   |   |   |   |   |  |  |  |  |  |  |  |
|---|---|---|---|---|---|---|--|--|--|--|--|--|--|
| 3 | 1 | 2 | 0 | 2 | 0 | 1 |  |  |  |  |  |  |  |
| 0 | 1 | 0 | 0 | 0 | 0 | 0 |  |  |  |  |  |  |  |

|   |   |   |   |   |   |   |  |  |  |  |  |  |  |
|---|---|---|---|---|---|---|--|--|--|--|--|--|--|
| 3 | 0 | 1 | 0 | 1 | 0 | 4 |  |  |  |  |  |  |  |
|---|---|---|---|---|---|---|--|--|--|--|--|--|--|

|   |   |   |   |   |   |   |  |  |  |  |  |  |  |
|---|---|---|---|---|---|---|--|--|--|--|--|--|--|
| 4 | 0 | 0 | 0 | 0 | 1 | 6 |  |  |  |  |  |  |  |
| 0 | 0 | 0 | 0 | 1 | 0 | 0 |  |  |  |  |  |  |  |

|   |   |   |   |   |   |   |  |  |  |  |  |  |  |
|---|---|---|---|---|---|---|--|--|--|--|--|--|--|
| 4 | 0 | 1 | 2 | 1 | 2 | 3 |  |  |  |  |  |  |  |
|---|---|---|---|---|---|---|--|--|--|--|--|--|--|

|   |   |   |   |   |   |   |  |  |  |  |  |  |  |
|---|---|---|---|---|---|---|--|--|--|--|--|--|--|
| 4 | 0 | 0 | 0 | 0 | 3 | 4 |  |  |  |  |  |  |  |
| 0 | 0 | 0 | 0 | 0 | 0 | 0 |  |  |  |  |  |  |  |
| 1 | 0 | 1 | 1 | 0 | 0 | 0 |  |  |  |  |  |  |  |

|    |    |    |   |    |   |     |   |    |   |    |   |    |   |     |   |
|----|----|----|---|----|---|-----|---|----|---|----|---|----|---|-----|---|
| 1B | 10 | SF | 1 | 2B | 0 | SAC | 1 | 3B | 1 | DP | 1 | HR | 0 | HBP | 0 |
|----|----|----|---|----|---|-----|---|----|---|----|---|----|---|-----|---|

| Batter  | 1         | 2 | 3                 | 4 | 5                      | 6 | 7                  | 8 | 9           | 10                   |
|---|-----------|---|-------------------|---|------------------------|---|--------------------|---|-------------|----------------------|
| Bill Almon, R (1, 7)<br>OBP: 0.345, SLG: 0.413<br>Joe Orsulak, L (8, 7)<br>OBP: 0.332, SLG: 0.335   | P4        |   | K                 |   | S<br>1B                |   | BB<br>S<br>1B      |   | F7          |                      |
| Johnny Ray, S (1, 4)<br>OBP: 0.289, SLG: 0.370  | SF8<br>3B |   | 6-3               |   | K                      |   | F9                 |   | 4-3         |                      |
| Bill Madlock, R (1, 5)<br>OBP: 0.312, SLG: 0.373  | SF8       |   | F9                |   | 5-3                    |   | F9                 |   | P3          |                      |
| Sixto Lezcano, R (1, 9)<br>OBP: 0.409, SLG: 0.351<br>Lee Mazzilli, S (10, PH)<br>OBP: 0.419, SLG: 0.366   | 3-H<br>1B |   |                   |   | K                      |   | 1B<br>G1-2-3<br>1B |   | BB<br>BB    | SH3-4<br>FC4-6<br>1B |
| Jason Thompson, L (1, 3)<br>OBP: 0.362, SLG: 0.407<br>Larry McWilliams, L (10, PR)<br>OBP: 0.143, SLG: 0.147  | P5        |   | FC5-4<br>1B<br>BB |   | FC5-4<br>E<br>1B<br>BB |   | G1-2-3<br>1B       |   | FC6-4<br>BB | FC4-6<br>SH3-4<br>1B |
| Tony Peña, R (1, 2)<br>OBP: 0.299, SLG: 0.371   |           |   | 5-3<br>1B         |   | E6<br>FC5-4            |   | G1-2-3<br>IBB      |   | FC6-4       | SH3-4                |
| Sam Khalifa, R (1, 6)<br>OBP: 0.296, SLG: 0.319<br>Doug Frobel, L (10, PH)<br>OBP: 0.336, SLG: 0.262  |           |   | 5-3               |   | FC5-4<br>PO<br>1B      |   | G1-2-3             |   | K           | FC4-6<br>IBB         |
| Marvell Wynne, L (1, 8)<br>OBP: 0.269, SLG: 0.284   |           |   | K                 |   | 1-2<br>3-H<br>1B       |   | IBB                |   | K           | FC4-6<br>1B          |
| Lee Tunnell, R (1, 1)<br>OBP: 0.087, SLG: 0.087<br>Cecilio Guante, R (9, 1)<br>OBP: 0.100, SLG: 0.100<br>Steve Kemp, L (10, PH)<br>OBP: 0.311, SLG: 0.333 |           |   | K                 |   | PO                     |   | 5-3                |   | K           | 1-2<br>3-H<br>1B     |

| Inning Stats | R: 1 | H: 2 | E: 0 | K: 0 | S: 5 | R: 0 | H: 1 | E: 0 | K: 2 | S: 8 | R: 0 | H: 0 | E: 0 | K: 1 | S: 5 | R: 1 | H: 1 | E: 1 | K: 1 | S: 6 | R: 0 | H: 1 | E: 0 | K: 1 | S: 6 | R: 0 | H: 2 | E: 0 | K: 0 | S: 4 | R: 0 | H: 1 | E: 0 | K: 3 | S: 9 | R: 0 | H: 0 | E: 0 | K: 0 | S: 3 | R: 2 | H: 3 | E: 0 | K: 0 | S: 5 | 1B: 10 | SF: 1 | 2B: 0 | 3B: 1 | HR: 0 | WP: 0 | PA: 46 |
|--------------|------|------|------|------|------|------|------|------|------|------|------|------|------|------|------|------|------|------|------|------|------|------|------|------|------|------|------|------|------|------|------|------|------|------|------|------|------|------|------|------|------|------|------|------|------|--------|-------|-------|-------|-------|-------|--------|
|--------------|------|------|------|------|------|------|------|------|------|------|------|------|------|------|------|------|------|------|------|------|------|------|------|------|------|------|------|------|------|------|------|------|------|------|------|------|------|------|------|------|------|------|------|------|------|--------|-------|-------|-------|-------|-------|--------|

| PITCHER                              | IP  | WLS | BF | H | R | ER | SO | BB | IBB | HBP | BLK | WP | HR | S  | P  | ERA   | WHIP  |
|--------------------------------------|-----|-----|----|---|---|----|----|----|-----|-----|-----|----|----|----|----|-------|-------|
| Shane Rawley, L (1, 1)<br>ERA: 3.03  | 7.0 |     | 33 | 8 | 2 | 1  | 6  | 3  | 2   | 0   | 0   | 0  | 0  | 40 | 60 | 1.29  | 1.571 |
| Don Carman, L (8, 1)<br>ERA: 2.62    | 2.0 |     | 6  | 0 | 0 | 0  | 3  | 0  | 0   | 0   | 0   | 0  | 0  | 12 | 12 | 0.00  | 0.000 |
| Kent Tekulve, R (10, 1)<br>ERA: 4.09 | 0.2 | L   | 6  | 3 | 2 | 2  | 0  | 0  | 1   | 0   | 0   | 0  | 0  | 5  | 9  | 27.00 | 4.500 |



| Batter   | 1   | 2   | 3   | 4   | 5   | 6  | 7   | 8  | 9   | AB R H RBI BB SO LOB  | TOP  |         |   |
|--|---|---|---|---|---|--|---|--|---|---|--|---------|---|
| Juan Samuel, R<br>OBP: 0.299, SLG: 0.421<br>(1, 4) X         | 0-0<br>L4<br>①  |   | 0-3<br>K<br>①   |   | 0-0<br>E8<br>1B<br>①  |  | 0-0<br>F9<br>①  |  | 0-0<br>2-3<br>①   | 5 1 1 1 0 1 0   |  |         |   |
| Rick Schu, R<br>OBP: 0.338, SLG: 0.386<br>(1, 5) S S S       | 0-3<br>K<br>②   |   | 0-3<br>K<br>②   |   | 0-0<br>1B<br>1B<br>②  |  | 0-0<br>6-3<br>②   |  | 0-0<br>1B<br>SF9<br>2B<br>②                                     | 5 1 2 1 0 2 0   |  |         |   |
| Von Hayes, L<br>OBP: 0.365, SLG: 0.449<br>(1, 9) X<br>(8, 7) | 0-0<br>1B<br>③  |   | 0-0<br>6-3<br>③   |   | 0-0<br>1B<br>FC6-4<br>1B<br>③                                   |  | 0-0<br>1B<br>③  |  | 0-0<br>BB<br>1B<br>③  | 5 0 4 0 0 0 0   |  |         |   |
| Mike Schmidt, R<br>OBP: 0.334, SLG: 0.441<br>(1, 3) X        | 0-0<br>F6<br>③  |   |   | 0-0<br>5-3<br>①   | 0-0<br>FC6-4<br>1B<br>③   |  | 0-0<br>F7<br>③  |  | 0-0<br>SF9<br>②   | 4 0 0 1 0 0 4   |  |         |   |
| Ozzie Virgil, R<br>OBP: 0.364, SLG: 0.457<br>(1, 2) X        |   | 0-0<br>1B<br>FC3-6<br>1B<br>①                                   |   | 0-0<br>1B<br>G5-4-3<br>1B<br>②                                  |   | 0-0<br>5-3<br>①  |   | 0-0<br>5-3<br>①  | 4-0<br>BB<br>1-2<br>BB<br>③                                     | 4 0 2 0 1 0 0   |  |         |   |
| John Russell, R<br>OBP: 0.326, SLG: 0.403<br>(1, 7) X        |   | 0-0<br>1B<br>FC3-6<br>1B<br>①                                   |   | 0-0<br>1B<br>G5-4-3<br>②  |   | 0-0<br>2B<br>②   |   | 0-3<br>K<br>②  | 0-0<br>P6<br>③  | 4 0 1 0 0 1 2<br>1 0 0 0 0 0 2  |  |         |   |
| Glenn Wilson, R<br>OBP: 0.297, SLG: 0.420<br>(8, 9) S S S    |   | 0-0<br>1B<br>FC3-6<br>1B<br>①                                   |   | 0-0<br>1B<br>G5-4-3<br>②  |   | 0-0<br>2B<br>②   |   | 0-3<br>K<br>②  | 0-0<br>P6<br>③  | 4 0 1 0 0 1 2<br>1 0 0 0 0 0 2  |  |         |   |
| Garry Maddox, R<br>OBP: 0.292, SLG: 0.344<br>(1, 8) X        |   | 0-0<br>F9<br>②  |   | 0-0<br>5-3<br>①   | 0-0<br>5-3<br>①   | 0-3<br>K<br>②  |   | 0-0<br>E7<br>②   |   | 4 0 0 0 0 1 2   |  |         |   |
| Luis Aguayo, R<br>OBP: 0.357, SLG: 0.370<br>(1, 6) X         |   | 0-0<br>1B<br>1-2<br>②   |   | 0-0<br>1B<br>1-2<br>②   | 0-3<br>K<br>②   | 4-0<br>IBB<br>②  |   | 4-0<br>IBB<br>②  |   | 2 0 1 0 2 1 0   |  |         |   |
| John Denny, R<br>OBP: 0.193, SLG: 0.167<br>(1, 1) X          |   | 0-3<br>K<br>③   |   | 0-0<br>1B<br>E<br>③   | 0-0<br>6-3<br>③   |  | 0-3<br>K<br>③   |  | 0-3<br>K<br>③   | 4 1 1 0 0 2 6   |  |         |   |
| Inning Stats   | R: 0<br>E: 0<br>K: 1<br>S: 6<br>H: 1<br>LOB: 1<br>BB: 0<br>P: 6 | R: 0<br>E: 0<br>K: 1<br>S: 7<br>H: 2<br>LOB: 2<br>BB: 0<br>P: 7 | R: 0<br>E: 0<br>K: 2<br>S: 7<br>H: 0<br>LOB: 0<br>BB: 0<br>P: 7 | R: 0<br>E: 0<br>K: 0<br>S: 3<br>H: 1<br>LOB: 0<br>BB: 0<br>P: 3 | R: 2<br>E: 1<br>K: 1<br>S: 9<br>H: 4<br>LOB: 2<br>BB: 0<br>P: 9 | R: 0<br>E: 0<br>K: 1<br>S: 6<br>H: 1<br>LOB: 2<br>BB: 1<br>P: 10 | R: 0<br>E: 0<br>K: 0<br>S: 4<br>H: 1<br>LOB: 1<br>BB: 0<br>P: 4 | R: 0<br>E: 1<br>K: 2<br>S: 8<br>H: 0<br>LOB: 2<br>BB: 1<br>P: 12 | R: 1<br>E: 0<br>K: 0<br>S: 5<br>H: 2<br>LOB: 2<br>BB: 1<br>P: 9 | 1B: 10<br>2B: 2<br>3B: 0<br>HR: 0<br>SF: 1<br>SAC: 0<br>DP: 1<br>HBP: 0 | WP: 0<br>PB: 0<br>SB: 1<br>CS: 0<br>PA: 42 |         |   |
| PITCHER  | IP WLS BF H R ER SO BB IBB HBP BLK WP HR S P ERA WHIP           |   |   |   |   |  |   |  |   |   |  | PITCHER | IP WLS BF H R ER SO BB IBB HBP BLK WP HR S P ERA WHIP |
| Don Robinson, R<br>ERA: 3.97<br>(1, 1)                       | 7.0 L 31 10 2 2 6 0 1 0 0 0 0 0 42 46 2.57 1.429                |   |   |   |   |  |   |  |   |   |  |         |   |
| Cecilio Guante, R<br>ERA: 2.23<br>(8, 1)                     | 2.0 11 2 1 1 2 1 1 0 0 0 0 0 13 21 4.50 1.500                   |   |   |   |   |  |   |  |   |   |  |         |   |

Philadelphia Phillies @ Pittsburgh Pirates  
 Three Rivers Stadium, Pittsburgh, PA  
 Thu Aug 01 1985, 7:05 PM EDT  
 Att. 6,199 - Unknown

livebaseballscorecards.com

|     |    |
|-----|----|
| AB  | 38 |
| R   | 3  |
| H   | 12 |
| RBI | 3  |
| BB  | 3  |
| SO  | 8  |
| LOB | 16 |







| Batter   | 1  | 2   | 3   | 4   | 5   | 6   | 7   | 8   | 9   | AB R H RBI BB SO LOB   | TOP  |
|--|--|---|---|---|---|---|---|---|---|--|--|
| Juan Samuel, R (1, 4)<br>OBP: 0.299, SLG: 0.420  | 0-3<br>K   |   | 0-0<br>F3   |   |   | 0-0<br>F8   |   | 0-0<br>1B<br>1B<br>1B   |   | 4 1 1 0 0 1 0  | Philadelphia Phillies @ St. Louis Cardinals<br>Busch Stadium, St. Louis, MO<br>Fri Aug 02 1985, 7:05 PM CDT<br>Att: 47,805 - Unknown |
| Von Hayes, L (1, 8)<br>OBP: 0.366, SLG: 0.450<br>(7, 7)  | 0-3<br>K   |   | 0-3<br>K  |   |   | 0-0<br>5-3<br>1B  |   | 0-0<br>1B<br>1B   |   | 4 0 2 0 0 2 0  |  |
| Mike Schmidt, R (1, 3)<br>OBP: 0.338, SLG: 0.451   | 4-0<br>BB  |   |   | 0-0<br>HR   |   | 0-0<br>5-3<br>1-2   |   | 0-0<br>1B<br>1B   |   | 3 1 2 2 1 0 1  |  |
| Glenn Wilson, R (1, 9)<br>OBP: 0.294, SLG: 0.416   | 0-0<br>F9  |   |   | 0-3<br>K  |   | 0-3<br>K  |   | 0-0<br>3-1  |   | 4 0 0 0 0 2 4  |  |
| Bo Diaz, R (1, 2)<br>OBP: 0.268, SLG: 0.382  |  | 0-0<br>3-1  |   | 0-0<br>5-3  |   |   | 0-0<br>F8   |   | 0-0<br>F7   | 4 0 0 0 0 0 0  |  |
| John Russell, R (1, 7)<br>OBP: 0.319, SLG: 0.393<br>Garry Maddox, R (7, 8)<br>OBP: 0.290, SLG: 0.342                               |  | 0-0<br>6-3  |   | 0-3<br>K  |   |   | 0-3<br>K  |   | 0-0<br>6-3  | 3 0 0 0 0 2 0<br>1 0 0 0 0 0 0   |  |
| Rick Schu, R (1, 5)<br>OBP: 0.341, SLG: 0.389  |  | 0-0<br>1B   |   |   | 0-0<br>G4-6-3<br>1B   |   | 0-0<br>6-3  |   | 0-0<br>F5   | 4 0 2 0 0 0 0  |  |
| Luis Aguayo, R (1, 6)<br>OBP: 0.348, SLG: 0.358  |  | 0-0<br>F7   |   |   | 0-0<br>G4-6-3<br>1-2f   |   |   | 0-0<br>4-3  |   | 3 0 0 0 0 0 2  |  |
| Charles Hudson, S (1, 1)<br>OBP: 0.097, SLG: 0.097<br>John Wockenfuss, R (8, PH)<br>OBP: 0.318, SLG: 0.167<br>Don Carman, L (8, 1) |  |   | 0-0<br>6-3  |   | 0-3<br>K  |   |   | 0-3<br>K  |   | 2 0 0 0 0 1 0<br>1 0 0 0 0 1 0<br>0 0 0 0 0 0 0                        |  |
| <b>Inning Stats</b>  | R: 0<br>E: 0<br>K: 2<br>S: 7<br>H: 0<br>LOB: 1<br>BB: 1<br>P: 11   | R: 0<br>E: 0<br>K: 0<br>S: 4<br>H: 1<br>LOB: 1<br>BB: 0<br>P: 4 | R: 0<br>E: 0<br>K: 1<br>S: 5<br>H: 0<br>LOB: 0<br>BB: 0<br>P: 5 | R: 1<br>E: 0<br>K: 2<br>S: 8<br>H: 1<br>LOB: 0<br>BB: 0<br>P: 8 | R: 0<br>E: 0<br>K: 1<br>S: 5<br>H: 1<br>LOB: 0<br>BB: 0<br>P: 5 | R: 0<br>E: 0<br>K: 1<br>S: 6<br>H: 1<br>LOB: 1<br>BB: 0<br>P: 6 | R: 0<br>E: 0<br>K: 1<br>S: 5<br>H: 0<br>LOB: 0<br>BB: 0<br>P: 5 | R: 1<br>E: 0<br>K: 1<br>S: 8<br>H: 3<br>LOB: 2<br>BB: 0<br>P: 8 | R: 0<br>E: 0<br>K: 0<br>S: 3<br>H: 0<br>LOB: 0<br>BB: 0<br>P: 3 | 1B: 6<br>2B: 0<br>3B: 0<br>HR: 1<br>SF: 0<br>SAC: 0<br>DP: 1<br>HBP: 0 |  |
| <b>PITCHER</b><br>John Tudor, L (1, 1)<br>ERA: 2.22  | IP: 9.0<br>WLS: W<br>BF: 34<br>H: 7<br>R: 2<br>ER: 2<br>SO: 9<br>BB: 1<br>IBB: 0<br>HBP: 0<br>BLK: 0<br>WP: 0<br>HR: 1<br>S: 51<br>P: 55<br>ERA: 2.00<br>WHIP: 0.889 |   |   |   |   |   |   |   |   |  |  |

livebaseballscorecards.com

|            |    |
|------------|----|
| <b>AB</b>  | 33 |
| <b>R</b>   | 2  |
| <b>H</b>   | 7  |
| <b>RBI</b> | 2  |
| <b>BB</b>  | 1  |
| <b>SO</b>  | 9  |
| <b>LOB</b> | 7  |



| Batter  | 1          | 2                        | 3                    | 4         | 5          | 6                    | 7         | 8         | 9 |
|---|------------|--------------------------|----------------------|-----------|------------|----------------------|-----------|-----------|---|
| Vince Coleman, S<br>OBP: 0.333, SLG: 0.360 (1, 7)   | 0-0<br>4-3 |                          | 0-0<br>FC6-4<br>1B   |           |            | 0-0<br>4-3           | 0-0<br>F7 |           |   |
| Willie McGee, S<br>OBP: 0.368, SLG: 0.493 (1, 8)    | 0-0<br>5-3 |                          | 0-0<br>FC6-4<br>1-2f |           |            | 0-0<br>F8            |           | 0-3<br>K  |   |
| Tom Herr, S<br>OBP: 0.388, SLG: 0.413 (1, 4)        | 0-3<br>K   |                          |                      | 0-0<br>F8 |            | 0-0<br>F8            |           | 0-0<br>F8 |   |
| Jack Clark, R<br>OBP: 0.403, SLG: 0.541 (1, 3)      |            | 4-0<br>FC3-5<br>WP<br>BB |                      | 0-0<br>2B |            | 0-0<br>F7            |           | 0-0<br>F8 |   |
| Darrell Porter, L<br>OBP: 0.288, SLG: 0.379 (1, 2)  |            | 0-0<br>FC3-5<br>1-3      |                      | 0-3<br>K  |            | 0-0<br>FC1-4<br>1B   |           |           |   |
| Terry Pendleton, S<br>OBP: 0.264, SLG: 0.283 (1, 5) |            | 0-0<br>F8                |                      | 0-0<br>F7 |            | 0-0<br>FC1-4<br>1B   |           |           |   |
| Andy Van Slyke, L<br>OBP: 0.339, SLG: 0.423 (1, 9)  |            | 0-0<br>G3                |                      |           | 0-0<br>F8  | 0-0<br>1B<br>E<br>1B |           |           |   |
| Ozzie Smith, S<br>OBP: 0.323, SLG: 0.354 (1, 6)     |            |                          | 0-0<br>6-3           |           | 0-0<br>4-3 | 0-0<br>E9<br>E<br>1B |           |           |   |
| John Tudor, L<br>OBP: 0.177, SLG: 0.169 (1, 1)      |            |                          | 0-3<br>K             |           | 0-3<br>K   | 0-0<br>E6            |           |           |   |

| Inning Stats | R: 0 | H: 0 | E: 0 | K: 1 | S: 5   | LOB: 0 | BB: 0 | P: 5 |
|--------------|------|------|------|------|--|--------|-------|------|
|              | R: 0 | H: 0 | E: 0 | K: 0 | S: 3 <td>LOB: 1</td> <td>BB: 1</td> <td>P: 7 </td> | LOB: 1 | BB: 1 | P: 7 |
|              | R: 0 | H: 1 | E: 0 | K: 1 | S: 6 <td>LOB: 1</td> <td>BB: 0</td> <td>P: 6 </td> | LOB: 1 | BB: 0 | P: 6 |
|              | R: 0 | H: 1 | E: 0 | K: 1 | S: 6 <td>LOB: 1</td> <td>BB: 0</td> <td>P: 6 </td> | LOB: 1 | BB: 0 | P: 6 |
|              | R: 0 | H: 0 | E: 0 | K: 1 | S: 5 <td>LOB: 0</td> <td>BB: 0</td> <td>P: 5 </td> | LOB: 0 | BB: 0 | P: 5 |
|              | R: 0 | H: 0 | E: 0 | K: 0 | S: 3 <td>LOB: 0</td> <td>BB: 0</td> <td>P: 3 </td> | LOB: 0 | BB: 0 | P: 3 |
|              | R: 3 | H: 3 | E: 2 | K: 0 | S: 7 <td>LOB: 1</td> <td>BB: 0</td> <td>P: 7 </td> | LOB: 1 | BB: 0 | P: 7 |
|              | R: 0 | H: 0 | E: 0 | K: 1 | S: 5 <td>LOB: 0</td> <td>BB: 0</td> <td>P: 5 </td> | LOB: 0 | BB: 0 | P: 5 |

| PITCHER                               | IP  | WLS | BF | H | R | ER | SO | BB | IBB | HBP | BLK | WP | HR | S  | P  | ERA  | WHIP  |
|---------------------------------------|-----|-----|----|---|---|----|----|----|-----|-----|-----|----|----|----|----|------|-------|
| Charles Hudson, R<br>ERA: 3.78 (1, 1) | 7.0 | L   | 28 | 5 | 3 | 1  | 4  | 1  | 0   | 0   | 0   | 1  | 0  | 35 | 39 | 1.29 | 0.857 |
| Don Carman, L<br>ERA: 2.57 (8, 1)     | 1.0 |     | 3  | 0 | 0 | 0  | 1  | 0  | 0   | 0   | 0   | 0  | 0  | 5  | 5  | 0.00 | 0.000 |

**BOTTOM**

| AB | R | H | RBI | BB | SO | LOB |
|----|---|---|-----|----|----|-----|
| 4  | 0 | 1 | 0   | 0  | 0  | 1   |
| 4  | 0 | 0 | 0   | 0  | 1  | 1   |
| 4  | 0 | 0 | 0   | 0  | 1  | 0   |
| 3  | 0 | 1 | 0   | 1  | 0  | 0   |
| 3  | 0 | 1 | 0   | 0  | 1  | 2   |
| 3  | 1 | 0 | 0   | 0  | 0  | 3   |
| 3  | 1 | 1 | 0   | 0  | 0  | 1   |
| 3  | 1 | 1 | 1   | 0  | 0  | 0   |
| 3  | 0 | 0 | 0   | 0  | 2  | 0   |

|     |    |
|-----|----|
| AB  | 30 |
| R   | 3  |
| H   | 5  |
| RBI | 1  |
| BB  | 1  |
| SO  | 5  |
| LOB | 8  |



| WP | PA |
|----|----|
| 1  | 31 |

Philadelphia Phillies @ St. Louis Cardinals  
 Busch Stadium, St. Louis, MO  
 Fri Aug 02 1985, 7:05 PM CDT  
 Att. 47,805 - Unknown

livebaseballscorecards.com



| Batter   | 1   | 2   | 3   | 4  | 5   | 6   | 7   | 8   | 9   | 10  | AB R H RBI BB SO LOB  | TOP                            |  |
|--|---|---|---|--|---|---|---|---|---|---|---|--------------------------------|--|
| Juan Samuel, R (1, 4)<br>OBP: 0.295, SLG: 0.415  | 0-0<br>5-3  |   | 0-0<br>F4                                     | 0-0<br>F9                                      |   | 0-0<br>F4                                     |   |   | 0-0<br>6-3                                    |   | 5 0 0 0 0 0 4   |                                |  |
| Greg Gross, L (1, 7)<br>Garry Maddox, R (9, 8)<br>OBP: 0.351, SLG: 0.302<br>OBP: 0.290, SLG: 0.342   | 0-0<br>4-3  |   | 0-0<br>6-3                                    |  | 0-0<br>1-6-3                                  | 0-0<br>1-3                                    |   |   | 0-0<br>F8                                     |   | 5 0 0 0 0 0 1<br>0 0 0 0 0 0 0  |                                |  |
| Von Hayes, L (1, 8)<br>OBP: 0.364, SLG: 0.444  | 4-0<br>BB   |   |   | 0-0<br>L6                                      | 0-0<br>4-3                                    |   |   | 0-0<br>3-1                                    | 0-0<br>F7                                     |   | 4 0 0 0 1 0 0   |                                |  |
| Mike Schmidt, R (1, 3)<br>OBP: 0.342, SLG: 0.459   | 4-0<br>1-2<br>BB                                      |   |   | 0-0<br>HR                                      | 4-0<br>2B<br>BB                               |   |   | 0-0<br>5-3                                    | 0-0<br>F7                                     |   | 3 2 1 1 2 0 0   |                                |  |
| Glenn Wilson, R (1, 9)<br>OBP: 0.295, SLG: 0.418   | 0-0<br>6-3  |   |   | 0-3<br>K                                       | 0-0<br>1-H<br>2B                              |   |   | 0-3<br>K                                      | 0-0<br>1B<br>2B                               |   | 5 1 2 1 0 2 2   |                                |  |
| Ozzie Virgil, R (1, 2)<br>OBP: 0.364, SLG: 0.454   |   |   | 0-0<br>L5                                     | 4-0<br>3B<br>BB                                | 0-0<br>L6                                     |   |   | 0-3<br>K                                      | 0-0<br>1-2<br>2B<br>1B                        |   | 4 2 1 0 1 1 1   |                                |  |
| Rick Schu, R (1, 5)<br>OBP: 0.338, SLG: 0.394  |   |   | 0-0<br>6-3                                    | 0-0<br>1-H<br>3B                               |   | 0-0<br>5-3                                    |   | 0-0<br>5-3                                    | 0-0<br>F9                                     |   | 5 0 1 1 0 0 2   |                                |  |
| Luis Aguayo, R (1, 6)<br>Derrel Thomas, S (10, PH)<br>Steve Jeltz, S (10, 6)<br>OBP: 0.361, SLG: 0.378<br>OBP: 0.296, SLG: 0.385<br>OBP: 0.288, SLG: 0.228   |   |   | 0-0<br>6-3                                    | 4-0<br>BB<br>IBB                               |   | 0-0<br>1B<br>2B                               |   | 0-0<br>1B                                     | 0-0<br>1-H<br>2-H<br>2B                       |   | 3 1 2 0 1 0 0<br>1 0 1 2 0 0 0<br>0 0 0 0 0 0 0                                   |                                |  |
| Jerry Koosman, R (1, 1)<br>Kent Tekulve, R (8, 1)<br>Don Carman, L (8, 1)<br>Tim Corcoran, L (10, PH)<br>Larry Andersen, R (10, 1)<br>OBP: 0.118, SLG: 0.094 |   |   | 0-3<br>K                                      | 4-0<br>1-2<br>BB                               |   | 0-0<br>2-H<br>1B                              |   | 0-3<br>K                                      | 0-0<br>4-3                                    |   | 3 0 1 1 1 2 1<br>0 0 0 0 0 0 0<br>0 0 0 0 0 0 0<br>1 0 0 0 0 0 1<br>0 0 0 0 0 0 0 |                                |  |
| Inning Stats   | R: 0 H: 0 E: 0 K: 0 S: 3<br>LOB: 2 BB: 2 P: 11        | R: 0 H: 0 E: 0 K: 0 S: 3<br>LOB: 0 BB: 0 P: 3 | R: 0 H: 0 E: 0 K: 1 S: 5<br>LOB: 0 BB: 0 P: 5 | R: 2 H: 2 E: 0 K: 1 S: 7<br>LOB: 3 BB: 3 P: 19 | R: 1 H: 1 E: 0 K: 0 S: 4<br>LOB: 1 BB: 1 P: 8 | R: 1 H: 2 E: 0 K: 0 S: 5<br>LOB: 1 BB: 0 P: 5 | R: 0 H: 0 E: 0 K: 1 S: 5<br>LOB: 0 BB: 0 P: 5 | R: 0 H: 1 E: 0 K: 2 S: 8<br>LOB: 1 BB: 0 P: 8 | R: 0 H: 0 E: 0 K: 0 S: 3<br>LOB: 0 BB: 0 P: 3 | R: 2 H: 3 E: 0 K: 0 S: 6<br>LOB: 1 BB: 0 P: 6 | 1B: 4 2B: 3 3B: 1 HR: 1<br>SF: 0 SAC: 0 DP: 0 HBP: 0                              | WP: 1 PB: 0 SB: 1 CS: 0 PA: 45 |  |
| PITCHER  | IP WLS BF H R ER SO BB IBB HBP BLK WP HR S P ERA WHIP |   |   |  |   |   |   |   |   |   |   |                                |  |
| Kurt Kephshire, R (1, 1)<br>ERA: 4.39  | 5.0   |   |   |  |   |   |   |   |   |   |   |                                |  |
| Bob Forsch, R (6, 1)<br>ERA: 4.41  | 2.0   |   |   |  |   |   |   |   |   |   |   |                                |  |
| Bill Campbell, R (8, 1)<br>ERA: 3.83   | 2.0   |   |   |  |   |   |   |   |   |   |   |                                |  |
| Jeff Lahti, R (10, 1)<br>ERA: 2.56   | 1.0   | L   | 6   | 3  | 2   | 2   | 0   | 0   | 0   | 0   |   |                                |  |

Philadelphia Phillies @ St. Louis Cardinals

Busch Stadium, St. Louis, MO

Sat Aug 03 1985, 7:05 PM CDT

Att. 47,051 - Unknown

livebaseballscorecards.com

|     |    |
|-----|----|
| AB  | 39 |
| R   | 6  |
| H   | 9  |
| RBI | 6  |
| BB  | 6  |
| SO  | 5  |
| LOB | 12 |



**BOTTOM**

Philadelphia Phillies @ St. Louis Cardinals  
 Busch Stadium, St. Louis, MO  
 Sat Aug 03 1985, 7:05 PM CDT  
 Att: 47,051 - Unknown

livebaseballscorecards.com

|     |    |
|-----|----|
| AB  | 37 |
| R   | 4  |
| H   | 8  |
| RBI | 3  |
| BB  | 5  |
| SO  | 4  |
| LOB | 14 |



|    |   |    |    |
|----|---|----|----|
| WP | 0 | PA | 42 |
| PB | 0 |    |    |
| SB | 1 |    |    |
| CS | 0 |    |    |

AB R H RBI BB SO LOB

5 0 0 0 0 2 1

5 1 4 1 0 0 0

4 2 1 1 1 0 3

4 0 1 0 1 2 1

3 0 1 0 0 0 2

1 0 0 0 0 0 0

4 0 0 0 0 0 3

1 0 0 0 0 0 0  
 1 0 0 0 0 0 0  
 0 0 0 0 0 0 0  
 1 0 0 0 0 0 0  
 0 0 0 0 0 0 0  
 0 1 0 0 1 0 0  
 0 0 0 0 0 0 0

1B: 6 SF: 0  
 2B: 1 SAC: 0  
 3B: 1 DP: 1  
 HR: 0 HBP: 0

| Batter  | 1                            | 2                                | 3                            | 4                               | 5                            | 6                               | 7                            | 8                                | 9                            | 10                              |                              |                                 |                              |                                  |                              |                                 |                              |                                 |                                  |                                    |                                  |        |
|---|------------------------------|----------------------------------|------------------------------|---------------------------------|------------------------------|---------------------------------|------------------------------|----------------------------------|------------------------------|---------------------------------|------------------------------|---------------------------------|------------------------------|----------------------------------|------------------------------|---------------------------------|------------------------------|---------------------------------|----------------------------------|------------------------------------|----------------------------------|--------|
| Vince Coleman, S (1, 7)<br>OBP: 0.329, SLG: 0.355   | 0-3<br>K                     |                                  | 0-0<br>F8                    |                                 | 0-3<br>K                     |                                 |                              | 0-0<br>6-3                       | 0-0<br>1-3                   |                                 |                              |                                 |                              |                                  |                              |                                 |                              |                                 |                                  |                                    |                                  |        |
| Willie McGee, S (1, 8)<br>OBP: 0.373, SLG: 0.505    | 0-0<br>BB<br>1B              |                                  | 0-0<br>5-3                   |                                 | 0-0<br>1B                    |                                 |                              | 0-0<br>1B<br>2B                  | 0-0<br>3B                    |                                 |                              |                                 |                              |                                  |                              |                                 |                              |                                 |                                  |                                    |                                  |        |
| Tom Herr, S (1, 4)<br>OBP: 0.388, SLG: 0.411        | 0-0<br>F4                    |                                  |                              | 4-0<br>1B<br>E<br>BB            | 0-0<br>F8                    |                                 |                              | 0-0<br>2-H<br>1B<br>1B           | 0-0<br>F9                    |                                 |                              |                                 |                              |                                  |                              |                                 |                              |                                 |                                  |                                    |                                  |        |
| Jack Clark, R (1, 3)<br>OBP: 0.403, SLG: 0.538      | 4-0<br>FC4<br>BB             |                                  |                              | 0-0<br>4-3<br>E<br>G3-2<br>1B   |                              | 0-3<br>K                        |                              | 0-0<br>6-3                       |                              | 0-3<br>K                        |                              |                                 |                              |                                  |                              |                                 |                              |                                 |                                  |                                    |                                  |        |
| Tito Landrum, R (1, 9)<br>OBP: 0.385, SLG: 0.453    | 0-0<br>FC4                   |                                  |                              | 0-0<br>E9<br>4-3<br>1B          |                              | 0-0<br>F8                       |                              | 0-0<br>BB<br>1B                  |                              | 0-0<br>3-1                      |                              |                                 |                              |                                  |                              |                                 |                              |                                 |                                  |                                    |                                  |        |
| Steve Braun, L (8, PH)<br>OBP: 0.340, SLG: 0.370    |                              |                                  |                              | 1-2<br>2-H<br>1B                |                              |                                 |                              | 2-H<br>BB<br>1B                  |                              |                                 |                              |                                 |                              |                                  |                              |                                 |                              |                                 |                                  |                                    |                                  |        |
| Andy Van Slyke, L (8, PR)<br>OBP: 0.338, SLG: 0.421 |                              |                                  |                              |                                 |                              |                                 |                              |                                  |                              |                                 |                              |                                 |                              |                                  |                              |                                 |                              |                                 |                                  |                                    |                                  |        |
| Terry Pendleton, S (1, 5)<br>OBP: 0.263, SLG: 0.280 |                              | 0-0<br>F7                        |                              | 0-0<br>4-3                      |                              | 0-0<br>F9                       |                              | 4-0<br>FC4-6<br>BB               |                              | 0-0<br>6-3                      |                              |                                 |                              |                                  |                              |                                 |                              |                                 |                                  |                                    |                                  |        |
| Ozzie Smith, S (1, 6)<br>OBP: 0.323, SLG: 0.351     |                              | 0-0<br>6-3                       |                              | 4-0<br>IBB                      |                              |                                 | 0-0<br>F8                    | 0-0<br>FC4-6                     |                              |                                 |                              |                                 |                              |                                  |                              |                                 |                              |                                 |                                  |                                    |                                  |        |
| Tom Nieto, R (1, 2)<br>OBP: 0.303, SLG: 0.270       |                              | 0-0<br>4-3                       |                              | 0-0<br>G3-2                     |                              |                                 | 0-0<br>F8                    |                                  | 0-0<br>F9                    |                                 |                              |                                 |                              |                                  |                              |                                 |                              |                                 |                                  |                                    |                                  |        |
| Kurt Kepshire, L (1, 1)<br>OBP: 0.183, SLG: 0.220   |                              |                                  | 0-0<br>6-3                   |                                 | 0-0<br>2-3                   |                                 | 0-0<br>F7                    |                                  | 4-0<br>1-3<br>3B<br>BB       |                                 |                              |                                 |                              |                                  |                              |                                 |                              |                                 |                                  |                                    |                                  |        |
| Tom Lawless, R (5, PH)<br>OBP: 0.271, SLG: 0.250    |                              |                                  |                              |                                 |                              |                                 |                              |                                  |                              |                                 |                              |                                 |                              |                                  |                              |                                 |                              |                                 |                                  |                                    |                                  |        |
| Bob Forsch, R (6, 1)<br>OBP: 0.250, SLG: 0.450      |                              |                                  |                              |                                 |                              |                                 |                              |                                  |                              |                                 |                              |                                 |                              |                                  |                              |                                 |                              |                                 |                                  |                                    |                                  |        |
| Ivan Die Jesus, R (7, PH)<br>OBP: 0.298, SLG: 0.352 |                              |                                  |                              |                                 |                              |                                 |                              |                                  |                              |                                 |                              |                                 |                              |                                  |                              |                                 |                              |                                 |                                  |                                    |                                  |        |
| Bill Campbell, R (8, 1)<br>OBP: 0.625, SLG: 0.400   |                              |                                  |                              |                                 |                              |                                 |                              |                                  |                              |                                 |                              |                                 |                              |                                  |                              |                                 |                              |                                 |                                  |                                    |                                  |        |
| Brian Harper, R (9, PH)<br>OBP: 0.350, SLG: 0.391   |                              |                                  |                              |                                 |                              |                                 |                              |                                  |                              |                                 |                              |                                 |                              |                                  |                              |                                 |                              |                                 |                                  |                                    |                                  |        |
| Jeff Lahti, R (10, 1)                               |                              |                                  |                              |                                 |                              |                                 |                              |                                  |                              |                                 |                              |                                 |                              |                                  |                              |                                 |                              |                                 |                                  |                                    |                                  |        |
| Inning Stats  | R: 0<br>E: 0<br>K: 1<br>S: 6 | H: 1<br>LOB: 2<br>BB: 1<br>P: 10 | R: 0<br>E: 0<br>K: 0<br>S: 3 | H: 0<br>LOB: 0<br>BB: 0<br>P: 3 | R: 0<br>E: 0<br>K: 0<br>S: 3 | H: 0<br>LOB: 0<br>BB: 0<br>P: 3 | R: 1<br>E: 1<br>K: 0<br>S: 4 | H: 2<br>LOB: 2<br>BB: 2<br>P: 12 | R: 0<br>E: 0<br>K: 1<br>S: 5 | H: 0<br>LOB: 0<br>BB: 0<br>P: 5 | R: 0<br>E: 0<br>K: 1<br>S: 5 | H: 0<br>LOB: 0<br>BB: 0<br>P: 5 | R: 2<br>E: 0<br>K: 0<br>S: 6 | H: 3<br>LOB: 2<br>BB: 1<br>P: 10 | R: 1<br>E: 0<br>K: 0<br>S: 4 | H: 1<br>LOB: 1<br>BB: 1<br>P: 8 | R: 0<br>E: 0<br>K: 1<br>S: 5 | H: 0<br>LOB: 0<br>BB: 0<br>P: 5 | 1B: 6<br>2B: 1<br>3B: 1<br>HR: 0 | SF: 0<br>SAC: 0<br>DP: 1<br>HBP: 0 | WP: 0<br>PB: 0<br>SB: 1<br>CS: 0 | PA: 42 |
| PITCHER   | IP                           | WLS                              | BF                           | H                               | R                            | ER                              | SO                           | BB                               | IBB                          | HBP                             | BLK                          | WP                              | HR                           | S                                | P                            | ERA                             | WHIP                         |                                 |                                  |                                    |                                  |        |
| Jerry Koosman, L (1, 1)<br>ERA: 3.72                | 7.1                          |                                  | 30                           | 6                               | 3                            | 3                               | 3                            | 2                                | 1                            | 0                               | 0                            | 0                               | 0                            | 33                               | 45                           | 3.68                            | 1.091                        |                                 |                                  |                                    |                                  |        |
| Kent Tekulve, R (8, 1)<br>ERA: 4.06                 | 0.1                          |                                  | 2                            | 1                               | 0                            | 0                               | 0                            | 0                                | 0                            | 0                               | 0                            | 0                               | 0                            | 2                                | 2                            | 0.00                            | 3.000                        |                                 |                                  |                                    |                                  |        |
| Don Carman, L (8, 1)<br>ERA: 2.67                   | 1.1                          | W                                | 7                            | 1                               | 1                            | 1                               | 0                            | 2                                | 0                            | 0                               | 0                            | 0                               | 0                            | 5                                | 13                           | 6.75                            | 2.250                        |                                 |                                  |                                    |                                  |        |
| Larry Andersen, R (10, 1)<br>ERA: 4.38              | 1.0                          | S                                | 3                            | 0                               | 0                            | 0                               | 1                            | 0                                | 0                            | 0                               | 0                            | 0                               | 0                            | 5                                | 5                            | 0.00                            | 0.000                        |                                 |                                  |                                    |                                  |        |



| Batter   | 1          | 2                      | 3          | 4          | 5        | 6                    | 7                        | 8                      | 9              | AB R H RBI BB SO LOB |
|--|------------|------------------------|------------|------------|----------|----------------------|--------------------------|------------------------|----------------|----------------------|
| Juan Samuel, R (1, 4)<br>OBP: 0.296, SLG: 0.417  | 0-0<br>4-3 |                        | 0-0<br>F6  |            | 0-3<br>K |                      |                          | 0-0<br>1B<br>2B<br>2B  | 0-0<br>S<br>1B | 5 1 2 1 0 1 1        |
| Greg Gross, L (1, 7)<br>OBP: 0.352, SLG: 0.301   | 0-0<br>F7  |                        | 4-0<br>BB  |            |          | 0-0<br>5-3           |                          | 0-0<br>2B<br>FC<br>1B  | 0-0<br>F7      | 4 1 1 0 1 0 1        |
| Von Hayes, L (1, 8)<br>OBP: 0.362, SLG: 0.444    | 0-0<br>G3  |                        | 0-0<br>F7  |            |          | 0-0<br>G3            |                          | 0-0<br>FC<br>2B<br>2B  | 0-0<br>F8      | 5 1 1 1 0 0 3        |
| Mike Schmidt, R (1, 3)<br>OBP: 0.342, SLG: 0.455 |            | 1-0<br>CS<br>BB<br>HBP |            | 0-0<br>5-3 |          | 0-0<br>6-3           |                          | 4-0<br>FC<br>2B<br>IBB | 0-3<br>K       | 3 1 0 0 1 1 1        |
| Glenn Wilson, R (1, 9)<br>OBP: 0.300, SLG: 0.420 |            | 4-0<br>CS<br>BB        |            | 0-0<br>1B  |          | 0-0<br>FC4-6<br>1B   |                          | 0-0<br>2B<br>SF7       |                | 3 1 2 1 1 0 2        |
| Ozzie Virgil, R (1, 2)<br>OBP: 0.363, SLG: 0.455 |            | 0-3<br>K               |            | 0-0<br>F4  |          | 0-0<br>FC4-6<br>G4-3 |                          | 0-0<br>FC5<br>2B       |                | 4 0 1 2 0 1 4        |
| Rick Schu, R (1, 5)<br>OBP: 0.336, SLG: 0.388    |            | 0-0<br>F8              |            | 0-0<br>F9  |          | 0-0<br>G4-3          |                          | 0-0<br>IBB             |                | 3 0 0 0 1 0 3        |
| Luis Aguayo, R (1, 6)<br>OBP: 0.358, SLG: 0.370  |            |                        | 0-0<br>6-3 |            | 0-3<br>K |                      | 0-0<br>SH3-4<br>2B<br>BB | 0-0<br>SF7             |                | 2 1 0 1 1 1 0        |
| Kevin Gross, R (1, 1)<br>OBP: 0.200, SLG: 0.209  |            | 4-0<br>BB<br>BB        |            | 0-0<br>F8  |          | 0-0<br>F8            |                          | 0-0<br>SH3-4<br>FC5    |                | 2 0 0 0 1 0 2        |

| Inning Stats | R: 0 | H: 0 | E: 0 | K: 0 | S: 3 | P: 3 | R: 0 | H: 0 | E: 0 | K: 1 | S: 4 | P: 9 | R: 0 | H: 0 | E: 0 | K: 0 | S: 3 | R: 0 | H: 1 | E: 0 | K: 0 | S: 4 | P: 4 | R: 0 | H: 0 | E: 0 | K: 2 | S: 7 | P: 7 | R: 0 | H: 0 | E: 0 | K: 0 | S: 3 | P: 3 | R: 0 | H: 1 | E: 0 | K: 0 | S: 3 | P: 3 | R: 6 | H: 4 | E: 0 | K: 0 | S: 8 | P: 20 | R: 0 | H: 1 | E: 0 | K: 1 | S: 6 | P: 6 | 1B: 4 | SF: 1 | 2B: 4 | SAC: 1 | 3B: 0 | DP: 2 | HR: 0 | HBP: 1 | WP: 0 | PA: 40 |
|--------------|------|------|------|------|------|------|------|------|------|------|------|------|------|------|------|------|------|------|------|------|------|------|------|------|------|------|------|------|------|------|------|------|------|------|------|------|------|------|------|------|------|------|------|------|------|------|-------|------|------|------|------|------|------|-------|-------|-------|--------|-------|-------|-------|--------|-------|--------|
|--------------|------|------|------|------|------|------|------|------|------|------|------|------|------|------|------|------|------|------|------|------|------|------|------|------|------|------|------|------|------|------|------|------|------|------|------|------|------|------|------|------|------|------|------|------|------|------|-------|------|------|------|------|------|------|-------|-------|-------|--------|-------|-------|-------|--------|-------|--------|


| PITCHER                                | IP  | WLS | BF | H | R | ER | SO | BB | IBB | HBP | BLK | WP | HR | S  | P  | ERA  | WHIP  |
|--|-----|-----|----|---|---|----|----|----|-----|-----|-----|----|----|----|----|------|-------|
| Joaquin Andujar, R (1, 1)<br>ERA: 2.63 | 7.1 | L   | 33 | 6 | 6 | 6  | 3  | 4  | 1   | 1   | 0   | 0  | 0  | 33 | 54 | 7.36 | 1.364 |
| Joe Boever, R (8, 1)<br>ERA:           | 1.2 |     | 7  | 1 | 0 | 0  | 1  | 0  | 1   | 0   | 0   | 0  | 0  | 8  | 12 | 0.00 | 0.600 |

**TOP**

Philadelphia Phillies @ St. Louis Cardinals  
Busch Stadium, St. Louis, MO

Sun Aug 04 1985, 3:33 AM CDT  
Att: 46,674 - Unknown

|     |    |
|-----|----|
| AB  | 31 |
| R   | 6  |
| H   | 7  |
| RBI | 6  |
| BB  | 6  |
| SO  | 4  |
| LOB | 17 |



| Batter  | 1         | 2           | 3                            | 4            | 5          | 6 | 7         | 8          | 9 | AB | R | H | RBI | BB | SO | LOB |
|---|-----------|-------------|------------------------------|--------------|------------|---|-----------|------------|---|----|---|---|-----|----|----|-----|
| Vince Coleman, S (1, 7)<br>OBP: 0.328, SLG: 0.352   | 0-3<br>K  |             | 4-0<br>FC3-2 1B<br>1-2 BB    |              | 0-0<br>1-3 |   |           | 0-0<br>5-3 |   | 3  | 0 | 0 | 0   | 1  | 1  | 0   |
| Willie McGee, S (1, 8)<br>OBP: 0.375, SLG: 0.505    | 0-0<br>1B |             | 0-0<br>FC3-2 1B<br>1-2 2-3   |              | 0-0<br>F8  |   |           | 0-0<br>L1  |   | 4  | 0 | 2 | 0   | 0  | 0  | 0   |
| Tom Herr, S (1, 4)<br>OBP: 0.384, SLG: 0.407        | 0-0<br>F7 |             | 0-0<br>FC3-2<br>1-2 2-3 3-Hr |              | 0-0<br>4-3 |   |           | 0-0<br>F7  |   | 4  | 0 | 0 | 0   | 0  | 0  | 4   |
| Jack Clark, R (1, 3)<br>OBP: 0.400, SLG: 0.532      | 0-0<br>F8 |             | 0-3<br>K                     |              | 0-3<br>K   |   |           | 0-0<br>F9  |   | 4  | 0 | 0 | 0   | 0  | 2  | 4   |
| Darrell Porter, L (1, 2)<br>OBP: 0.287, SLG: 0.367  |           | 4-0<br>S BB | 0-0<br>F4                    |              | 0-0<br>4-3 |   |           | 0-0<br>G3  |   | 3  | 0 | 0 | 0   | 1  | 0  | 3   |
| Andy Van Slyke, L (1, 9)<br>OBP: 0.333, SLG: 0.415  |           | 0-0<br>F8   |                              | 0-0<br>3-1   |            |   | 0-0<br>F4 | 0-0<br>F7  |   | 4  | 0 | 0 | 0   | 0  | 0  | 1   |
| Terry Pendleton, S (1, 5)<br>OBP: 0.267, SLG: 0.286 |           | 0-0<br>F5   |                              | 0-0<br>CS 1B |            |   | 0-0<br>2B |            |   | 3  | 0 | 2 | 0   | 0  | 0  | 1   |
| Ozzie Smith, S (1, 6)<br>OBP: 0.320, SLG: 0.348     |           | 0-0<br>F4   |                              | 0-0<br>3-1   |            |   | 0-3<br>K  |            |   | 3  | 0 | 0 | 0   | 0  | 1  | 3   |
| Joaquin Andujar, S (1, 1)<br>Joe Boever, R (8, 1)   |           |             | 4-0<br>1B BB<br>FC3-2 BB     |              | 0-3<br>K   |   |           | 0-3<br>K   |   | 2  | 0 | 0 | 0   | 1  | 2  | 1   |

**BOTTOM**

Philadelphia Phillies @ St. Louis Cardinals  
 Busch Stadium, St. Louis, MO  
 Sun Aug 04 1985, 3:33 AM CDT  
 Att. 46,674 - Unknown

livebaseballscorecards.com

|            |           |
|------------|-----------|
| <b>AB</b>  | <b>30</b> |
| <b>R</b>   | <b>0</b>  |
| <b>H</b>   | <b>4</b>  |
| <b>RBI</b> | <b>0</b>  |
| <b>BB</b>  | <b>3</b>  |
| <b>SO</b>  | <b>6</b>  |
| <b>LOB</b> | <b>17</b> |



| Inning Stats  | R: 0 | H: 1 | E: 0 | K: 1 | S: 6 | H: 0 | LOB: 1 | BB: 0 | P: 6 | R: 0 | H: 0 | E: 0 | K: 0 | S: 3 | R: 0 | H: 1 | E: 0 | K: 1 | S: 6 | R: 0 | H: 0 | E: 0 | K: 0 | S: 3 | R: 0 | H: 0 | E: 0 | K: 1 | S: 5 | R: 0 | H: 0 | E: 0 | K: 1  | S: 5 | R: 0 | H: 1 | E: 0 | K: 2 | S: 8 | R: 0 | H: 0 | E: 0 | K: 0 | S: 3 | R: 0 | H: 0 | E: 0 | K: 0 | S: 3 | 1B: 3 | SF: 0 | 2B: 1 | SAC: 0 | 3B: 0 | DP: 0 | HR: 0 | HBP: 0 | WP: 0 | PA: 33 | PB: 0 | SB: 1 | CS: 1 | ERA | WHIP |
|---|------|------|------|------|------|------|--------|-------|------|------|------|------|------|------|------|------|------|------|------|------|------|------|------|------|------|------|------|------|------|------|------|------|-------|------|------|------|------|------|------|------|------|------|------|------|------|------|------|------|------|-------|-------|-------|--------|-------|-------|-------|--------|-------|--------|-------|-------|-------|-----|------|
| <b>PITCHER</b><br>Kevin Gross, R (1, 1)<br>ERA: 2.8 | 9.0  | WLS  | W    | BF   | 33   | H    | 4      | R     | 0    | ER   | 0    | SO   | 6    | BB   | 3    | IBB  | 0    | HBP  | 0    | BLK  | 0    | WP   | 0    | HR   | 0    | S    | 42   | P    | 54   | ERA  | 0.00 | WHIP | 0.778 |      |      |      |      |      |      |      |      |      |      |      |      |      |      |      |      |       |       |       |        |       |       |       |        |       |        |       |       |       |     |      |



| Batter   | 1   | 2   | 3   | 4   | 5   | 6   | 7   | 8   | 9   | AB R H RBI BB SO LOB                                       | TOP                                     |  |
|--|---|---|---|---|---|---|---|---|---|--|---|--|
| Juan Samuel, R (1, 4)<br>OBP: 0.295, SLG: 0.417  | 0-0<br>1B<br>3-1<br>2B                                | 0-0<br>F8   |   | 0-3<br>K  |   |   | 0-0<br>5-3  |   | 0-0<br>5-3  | 5 1 1 0 0 1 3  |   |  |
| Rick Schu, R (1, 5)<br>OBP: 0.338, SLG: 0.388  | 0-0<br>3-1<br>1B                                      |   | 0-0<br>F8   | 0-0<br>F6   |   |   | 0-0<br>6-3  |   | 0-0<br>2-H<br>1B                                    | 5 1 2 1 0 0 1  |   |  |
| Von Hayes, L (1, 8)<br>OBP: 0.360, SLG: 0.443  | 0-0<br>3-1<br>1-2<br>3-H<br>1B                        |   | 0-0<br>4-3  |   |   | 0-0<br>1B<br>G6-4-3<br>2B                           | 0-0<br>L9   |   | 0-3<br>K  | 5 1 1 1 0 1 2  |   |  |
| Mike Schmidt, R (1, 3)<br>OBP: 0.344, SLG: 0.455<br>Tim Corcoran, L (8, 3)<br>OBP: 0.312, SLG: 0.279 | 0-0<br>G5-4-3<br>2-H<br>1B                            |   | 0-3<br>K  |   |   | 0-0<br>G6-4-3<br>1B                                 |   | 0-3<br>K  |   | 4 0 2 1 0 2 0<br>0 0 0 0 0 0 0                             |   |  |
| Glenn Wilson, R (1, 9)<br>OBP: 0.299, SLG: 0.418   | 0-0<br>G5-4-3<br>1-2f                                 |   |   | 0-0<br>HR<br>1B                                     |   | 0-0<br>G6-4-3<br>1-2f                               |   | 0-0<br>F8   |   | 4 1 1 0 0 0 2  |   |  |
| Ozzie Virgil, R (1, 2)<br>OBP: 0.365, SLG: 0.476   |   | 0-0<br>3-1  |   | 0-0<br>HR   |   | 0-0<br>F4   |   | 0-0<br>HR   |   | 4 2 2 3 0 0 0  |   |  |
| John Russell, R (1, 7)<br>OBP: 0.324, SLG: 0.429   |   |   |   | 0-0<br>HR   |   | 0-0<br>L5   |   | 0-0<br>L7   |   | 4 2 2 1 0 0 0  |   |  |
| Luis Aguayo, R (1, 6)<br>OBP: 0.370, SLG: 0.385  |   |   |   | 0-0<br>SH3<br>1B                                    |   | 0-0<br>6-3  |   |   | 0-0<br>SH5-4<br>1B<br>1B                            | 4 1 3 0 0 0 0  |   |  |
| Shane Rawley, R (1, 1)<br>OBP: 0.150, SLG: 0.083   |   | 0-0<br>SF9<br>2-H                                   |   | 0-0<br>SH3  |   | 0-0<br>5-3  |   |   | 0-0<br>SH5-4  | 1 0 0 1 0 0 0  |   |  |
| <b>Inning Stats</b>  | R: 2 H: 3<br>E: 0 LOB: 0<br>K: 0 BB: 0<br>S: 5 P: 5   | R: 1 H: 2<br>E: 0 LOB: 1<br>K: 0 BB: 0<br>S: 5 P: 5 | R: 0 H: 0<br>E: 0 LOB: 0<br>K: 1 BB: 0<br>S: 5 P: 5 | R: 3 H: 4<br>E: 0 LOB: 1<br>K: 1 BB: 0<br>S: 9 P: 9 | R: 1 H: 2<br>E: 0 LOB: 0<br>K: 0 BB: 0<br>S: 4 P: 4 | R: 0 H: 0<br>E: 0 LOB: 0<br>K: 0 BB: 0<br>S: 3 P: 3 | R: 0 H: 0<br>E: 0 LOB: 0<br>K: 0 BB: 0<br>S: 3 P: 3 | R: 1 H: 1<br>E: 0 LOB: 0<br>K: 1 BB: 0<br>S: 6 P: 6 | R: 1 H: 2<br>E: 0 LOB: 1<br>K: 1 BB: 0<br>S: 7 P: 7 | 1B: 8 SF: 1<br>2B: 3 SAC: 2<br>3B: 0 DP: 2<br>HR: 3 HBP: 0 | WP: 0 PA: 39<br>PB: 0<br>SB: 1<br>CS: 0 |  |
| <b>PITCHER</b>   | IP WLS BF H R ER SO BB IBB HBP BLK WP HR S P ERA WHIP |   |   |   |   |   |   |   |   |  |   |  |
| Danny Cox, R (1, 1)<br>ERA: 3.1  | 3.0 L 16 8 6 6 1 0 0 0 0 0 0 2 18 18 18.00 2.667      |   |   |   |   |   |   |   |   |  |   |  |
| Joe Boever, R (4, 1)<br>ERA: 1.17  | 2.0 8 3 1 1 1 0 0 0 0 0 0 0 10 10 4.50 1.500          |   |   |   |   |   |   |   |   |  |   |  |
| Bob Forsch, R (6, 1)<br>ERA: 4.28  | 2.0 6 0 0 0 0 0 0 0 0 0 0 0 6 6 0.00 0.000            |   |   |   |   |   |   |   |   |  |   |  |
| Bill Campbell, R (8, 1)<br>ERA: 4.06   | 2.0 9 3 2 2 2 0 0 0 0 0 0 1 13 13 9.00 1.500          |   |   |   |   |   |   |   |   |  |   |  |

Philadelphia Phillies @ St. Louis Cardinals  
 Busch Stadium, St. Louis, MO  
 Mon Aug 05 1985, 7:05 PM CDT  
 Att: 36,689 - Unknown

livebaseballscorecards.com

|     |    |
|-----|----|
| AB  | 36 |
| R   | 9  |
| H   | 14 |
| RBI | 8  |
| BB  | 0  |
| SO  | 4  |
| LOB | 8  |



| Batter  | 1                | 2                       | 3 | 4 | 5                     | 6 | 7 | 8                | 9 | AB | R | H | RBI | BB | SO | LOB |
|---|------------------|-------------------------|---|---|-----------------------|---|---|------------------|---|----|---|---|-----|----|----|-----|
| Vince Coleman, S<br>OBP: 0.327, SLG: 0.351 (1, 7)   | 0-0<br>3-1       | 0-0<br>1-2<br>3-H<br>1B |   |   | 0-0<br>B1-3           |   |   | 0-0<br>6-3       |   | 4  | 0 | 1 | 1   | 0  | 0  | 0   |
| Willie McGee, S<br>OBP: 0.371, SLG: 0.500 (1, 8)  | 0-3<br>K         | 0-0<br>4-3              |   |   | 0-3<br>K              |   |   | 0-3<br>K         |   | 4  | 0 | 0 | 0   | 0  | 3  | 2   |
| Tom Herr, S<br>OBP: 0.385, SLG: 0.405 (1, 4)  | 4-0<br>1B<br>BB  |                         |   |   | 4-0<br>G5-4-3<br>BB   |   |   | 0-0<br>4-3       |   | 2  | 0 | 0 | 0   | 2  | 0  | 0   |
| Jack Clark, R<br>OBP: 0.400, SLG: 0.532 (1, 3)  | 0-0<br>1-3<br>1B |                         |   |   | 0-0<br>G5-4-3<br>1-2f |   |   | 0-0<br>FC4<br>1B |   | 4  | 0 | 2 | 0   | 0  | 0  | 1   |
| Tito Landrum, R<br>OBP: 0.370, SLG: 0.433 (1, 9)  | 0-0<br>F8        |                         |   |   | 0-0<br>F7             |   |   | 0-3<br>K         |   | 4  | 0 | 0 | 0   | 0  | 1  | 3   |
| Terry Pendleton, S<br>OBP: 0.264, SLG: 0.283 (1, 5)   |                  | 0-0<br>3-1              |   |   | 0-3<br>K              |   |   | 0-0<br>FC4       |   | 4  | 0 | 0 | 0   | 0  | 1  | 1   |
| Ozzie Smith, S<br>OBP: 0.318, SLG: 0.345 (1, 6)   |                  | 0-0<br>G3               |   |   | 0-0<br>6-3            |   |   | 0-0<br>L7        |   | 3  | 0 | 0 | 0   | 0  | 0  | 0   |
| Tom Nieto, R<br>OBP: 0.303, SLG: 0.271 (1, 2)   |                  | 0-0<br>1B<br>1B         |   |   | 0-0<br>6-3            |   |   | 0-0<br>1-3       |   | 3  | 1 | 1 | 0   | 0  | 0  | 0   |
| Danny Cox, R<br>OBP: 0.217, SLG: 0.179 (4, 1)<br>Joe Boever, R<br>OBP: 0.293, SLG: 0.345 (5, PH)<br>Ivan De Jesus, R<br>OBP: 0.250, SLG: 0.450 (6, 1)<br>Bob Forsch, R<br>OBP: 0.266, SLG: 0.244 (7, PH)<br>Tom Lawless, R<br>OBP: 0.625, SLG: 0.400 (8, 1) |                  | 0-0<br>1-3<br>1B        |   |   | 0-3<br>K              |   |   | 0-0<br>5-3       |   | 1  | 0 | 1 | 0   | 0  | 0  | 0   |


|                     |                              |                                  |                              |                                 |                              |                                 |                              |                                 |                              |                                 |                              |                                 |                              |                                 |                              |                                 |                              |                                 |                                  |                                    |                                  |        |
|---------------------|------------------------------|----------------------------------|------------------------------|---------------------------------|------------------------------|---------------------------------|------------------------------|---------------------------------|------------------------------|---------------------------------|------------------------------|---------------------------------|------------------------------|---------------------------------|------------------------------|---------------------------------|------------------------------|---------------------------------|----------------------------------|------------------------------------|----------------------------------|--------|
| <b>Inning Stats</b> | R: 0<br>E: 0<br>K: 1<br>S: 6 | H: 1<br>LOB: 2<br>BB: 1<br>P: 10 | R: 1<br>E: 0<br>K: 0<br>S: 6 | H: 3<br>LOB: 2<br>BB: 0<br>P: 6 | R: 0<br>E: 0<br>K: 0<br>S: 2 | H: 0<br>LOB: 0<br>BB: 1<br>P: 6 | R: 0<br>E: 0<br>K: 1<br>S: 5 | H: 0<br>LOB: 0<br>BB: 0<br>P: 5 | R: 0<br>E: 0<br>K: 2<br>S: 7 | H: 0<br>LOB: 0<br>BB: 0<br>P: 7 | R: 0<br>E: 0<br>K: 1<br>S: 6 | H: 1<br>LOB: 1<br>BB: 0<br>P: 6 | R: 0<br>E: 0<br>K: 0<br>S: 3 | H: 0<br>LOB: 0<br>BB: 0<br>P: 3 | R: 0<br>E: 0<br>K: 1<br>S: 5 | H: 0<br>LOB: 0<br>BB: 0<br>P: 5 | R: 0<br>E: 0<br>K: 0<br>S: 3 | H: 0<br>LOB: 0<br>BB: 0<br>P: 3 | 1B: 5<br>2B: 0<br>3B: 0<br>HR: 0 | SF: 0<br>SAC: 0<br>DP: 1<br>HBP: 0 | WP: 0<br>PB: 0<br>SB: 0<br>CS: 0 | PA: 33 |
|---------------------|------------------------------|----------------------------------|------------------------------|---------------------------------|------------------------------|---------------------------------|------------------------------|---------------------------------|------------------------------|---------------------------------|------------------------------|---------------------------------|------------------------------|---------------------------------|------------------------------|---------------------------------|------------------------------|---------------------------------|----------------------------------|------------------------------------|----------------------------------|--------|

|   |           |          |          |        |        |         |         |         |          |          |          |         |         |         |         |             |               |                |           |          |          |        |        |         |         |         |          |          |          |         |         |         |         |             |               |
|---|-----------|----------|----------|--------|--------|---------|---------|---------|----------|----------|----------|---------|---------|---------|---------|-------------|---------------|----------------|-----------|----------|----------|--------|--------|---------|---------|---------|----------|----------|----------|---------|---------|---------|---------|-------------|---------------|
| <b>PITCHER</b><br>Shane Rawley, L<br>ERA: 2.88 (1, 1) | IP<br>9.0 | WLS<br>W | BF<br>33 | H<br>5 | R<br>1 | ER<br>1 | SO<br>6 | BB<br>2 | IBB<br>0 | HBP<br>0 | BLK<br>0 | WP<br>0 | HR<br>0 | S<br>43 | P<br>51 | ERA<br>1.00 | WHIP<br>0.778 | <b>PITCHER</b> | IP<br>9.0 | WLS<br>W | BF<br>33 | H<br>5 | R<br>1 | ER<br>1 | SO<br>6 | BB<br>2 | IBB<br>0 | HBP<br>0 | BLK<br>0 | WP<br>0 | HR<br>0 | S<br>43 | P<br>51 | ERA<br>1.00 | WHIP<br>0.778 |
|---|-----------|----------|----------|--------|--------|---------|---------|---------|----------|----------|----------|---------|---------|---------|---------|-------------|---------------|----------------|-----------|----------|----------|--------|--------|---------|---------|---------|----------|----------|----------|---------|---------|---------|---------|-------------|---------------|

**BOTTOM**

Philadelphia Phillies @ St. Louis Cardinals  
 Busch Stadium, St. Louis, MO  
 Mon Aug 05 1985, 7:05 PM CDT  
 Att. 36,689 - Unknown

|            |           |
|------------|-----------|
| <b>AB</b>  | <b>31</b> |
| <b>R</b>   | <b>1</b>  |
| <b>H</b>   | <b>5</b>  |
| <b>RBI</b> | <b>1</b>  |
| <b>BB</b>  | <b>2</b>  |
| <b>SO</b>  | <b>6</b>  |
| <b>LOB</b> | <b>7</b>  |



|       |        |       |        |
|-------|--------|-------|--------|
| 1B: 5 | SF: 0  | WP: 0 | PA: 33 |
| 2B: 0 | SAC: 0 | PB: 0 |        |
| 3B: 0 | DP: 1  | SB: 0 |        |
| HR: 0 | HBP: 0 | CS: 0 |        |



| Batter   | 1   | 2   | 3   | 4   | 5   | 6   | 7   | 8   | 9  | AB R H RBI BB SO LOB                                       | TOP                                     |
|--|---|---|---|---|---|---|---|---|--|--|---|
| Joe Orsulak, L (1, 7)<br>OBP: 0.333, SLG: 0.354    | 0-0<br>G3   | 0-0<br>G1-6-3                                       |   |   | 0-0<br>SH3  |   | 0-0<br>SF8  |   | 0-3<br>K   | 3 0 0 1 0 1 3  |   |
| Johnny Ray, S (1, 4)<br>OBP: 0.292, SLG: 0.367     | 4-0<br>BB SF8 BB                                      |   | 0-0<br>6-3  |   | 0-0<br>1-3  |   | 4-0<br>BB   |   |  | 2 1 0 0 2 0 1  |   |
| Bill Madlock, R (1, 5)<br>OBP: 0.315, SLG: 0.365   | 4-0<br>BB BB  |   | 0-3<br>K  |   | 0-0<br>1B   |   | 0-0<br>F7   |   |  | 3 0 1 1 1 1 1  |   |
| Jason Thompson, L (1, 3)<br>OBP: 0.374, SLG: 0.399 | 4-0<br>BB BB  |   | 0-0<br>5-3  |   | 0-0<br>4-3  |   | 4-0<br>BB   |   |  | 2 0 0 0 2 0 1  |   |
| Mike Brown, R (1, 9)<br>OBP: 0.305, SLG: 0.417     | 0-0<br>SF8  |   |   | 0-0<br>9-2 1B                                       |   | 0-0<br>4-3  |   | 0-3<br>K  |  | 3 0 1 1 0 1 1  |   |
| Marvell Wynne, L (1, 8)<br>OBP: 0.259, SLG: 0.268  | 0-0<br>P4   |   | 0-0<br>E4   |   | 0-0<br>4-3  |   | 0-0<br>G1-6-3                                       |   |  | 4 0 0 0 0 0 4  |   |
| Bill Almon, R (1, 6)<br>OBP: 0.350, SLG: 0.435     |   | 0-3<br>K  |   | 0-0<br>9-2  |   | 0-0<br>6-3  |   | 0-0<br>F8   |  | 4 0 0 0 0 1 2  |   |
| Junior Ortiz, R (1, 2)<br>OBP: 0.293, SLG: 0.282   |   | 0-0<br>1B 1B  |   | 0-3<br>K  |   | 0-0<br>4-3  |   | 0-3<br>K  |  | 4 0 1 0 0 2 1  |   |
| Don Robinson, R (1, 1)<br>OBP: 0.188, SLG: 0.250   |   | 0-0<br>1B   |   |   | 0-0<br>SH3 1B 2B                                    |   | 0-0<br>SF8 3B                                       |   | 4-0<br>BB  | 2 1 2 0 0 0 0  |   |
| Pat Clements, R (5, 1)                             |   |   |   |   |   |   |   |   |  | 0 0 0 0 0 0 0  |   |
| Steve Kemp, L (7, PH)<br>OBP: 0.310, SLG: 0.342    |   |   |   |   |   |   |   |   |  | 1 1 1 0 0 0 0  |   |
| Rod Scurry, L (7, 1)                               |   |   |   |   |   |   |   |   |  | 0 0 0 0 0 0 0  |   |
| Sixto Lezcano, R (9, PH)<br>OBP: 0.402, SLG: 0.337 |   |   |   |   |   |   |   |   |  | 0 0 0 0 1 0 0  |   |
| <b>Inning Stats</b>                                | R: 1 H: 0<br>E: 0 LOB: 2<br>K: 0 BB: 3<br>S: 3 P: 15  | R: 0 H: 2<br>E: 0 LOB: 1<br>K: 1 BB: 0<br>S: 6 P: 6 | R: 0 H: 0<br>E: 0 LOB: 0<br>K: 1 BB: 0<br>S: 5 P: 5 | R: 0 H: 1<br>E: 1 LOB: 1<br>K: 1 BB: 0<br>S: 6 P: 6 | R: 1 H: 2<br>E: 0 LOB: 1<br>K: 0 BB: 0<br>S: 5 P: 5 | R: 0 H: 0<br>E: 0 LOB: 0<br>K: 0 BB: 0<br>S: 3 P: 3 | R: 1 H: 1<br>E: 0 LOB: 1<br>K: 0 BB: 1<br>S: 4 P: 8 | R: 0 H: 0<br>E: 0 LOB: 0<br>K: 1 BB: 1<br>S: 4 P: 8 | R: 0 H: 0<br>E: 0 LOB: 1<br>K: 2 BB: 1<br>S: 7 P: 11 | 1B: 4 SF: 2<br>2B: 2 SAC: 1<br>3B: 1 DP: 3<br>HR: 0 HBP: 0 | WP: 0 PA: 37<br>PB: 0<br>SB: 1<br>CS: 0 |
| <b>PITCHER</b>                                     | IP WLS BF H R ER SO BB IBB HBP BLK WP HR S P ERA WHIP |   |   |   |   |   |   |   |  |  |   |
| John Denny, R (1, 1)<br>ERA: 3.69                  | 7.0 W 30 6 3 3 3 4 0 0 0 0 0 0 32 48 3.86 1.429       |   |   |   |   |   |   |   |  |  |   |
| Don Carman, L (8, 1)<br>ERA: 2.58                  | 2.0 S 7 0 0 0 3 2 0 0 0 0 0 0 11 19 0.00 1.000        |   |   |   |   |   |   |   |  |  |   |

Pittsburgh Pirates @ Philadelphia Phillies  
Veterans Stadium, Philadelphia, PA  
Thu Aug 08 1985, 3:33 AM EDT  
Att: 18,142 - Unknown

livebaseballscorecards.com

|     |    |
|-----|----|
| AB  | 28 |
| R   | 3  |
| H   | 6  |
| RBI | 3  |
| BB  | 6  |
| SO  | 6  |
| LOB | 14 |



| Batter   | 1                  | 2                   | 3                    | 4                         | 5                       | 6          | 7                | 8               | 9 | AB | R | H | RBI | BB | SO | LOB |
|--|--------------------|---------------------|----------------------|---------------------------|-------------------------|------------|------------------|-----------------|---|----|---|---|-----|----|----|-----|
| Juan Samuel, R<br>OBP: 0.295, SLG: 0.415 (1, 4)  | 0-0<br>6-3<br>1-2f | 0-0<br>G6-3<br>1-2f |                      | 0-0<br>FC6-4<br>1-2f      |                         |            | 0-0<br>CS<br>1B  |                 |   | 4  | 0 | 1 | 0   | 0  | 0  | 3   |
| Tom Foley, L<br>OBP: 0.255, SLG: 0.284 (1, 6)    | 0-0<br>HR<br>2B    |                     | 0-0<br>F9            |                           | 0-0<br>G3               |            | 4-0<br>1-2<br>BB |                 |   | 3  | 1 | 1 | 0   | 1  | 0  | 0   |
| Von Hayes, L<br>OBP: 0.361, SLG: 0.441 (1, 8)    | 4-0<br>HR<br>BB    |                     | 0-0<br>F7            |                           | 4-0<br>1B<br>BB         |            | 0-3<br>K         |                 |   | 2  | 2 | 0 | 0   | 2  | 1  | 1   |
| Mike Schmidt, R<br>OBP: 0.348, SLG: 0.464 (1, 3) | 0-0<br>HR          |                     | 4-0<br>FC6-4<br>BB   |                           | 4-0<br>1B<br>8-2<br>BB  |            | 0-3<br>K         |                 |   | 2  | 1 | 1 | 3   | 2  | 1  | 1   |
| Glenn Wilson, R<br>OBP: 0.301, SLG: 0.419 (1, 9) | 0-0<br>F9          |                     | 0-0<br>FC6-4<br>1-2f |                           | 0-0<br>1-3<br>2-H<br>1B |            |                  | 0-0<br>HR<br>1B |   | 4  | 1 | 2 | 1   | 0  | 0  | 1   |
| Ozzie Virgil, R<br>OBP: 0.366, SLG: 0.486 (1, 2) | 0-0<br>HR          |                     |                      | 0-0<br>1B<br>1B           |                         | 0-0<br>8-2 |                  | 0-3<br>K        |   | 4  | 1 | 2 | 1   | 0  | 1  | 3   |
| John Russell, R<br>OBP: 0.315, SLG: 0.415 (1, 7) | 0-3<br>K           |                     |                      | 0-0<br>F2                 |                         | 0-3<br>K   |                  | 0-3<br>K        |   | 4  | 0 | 0 | 0   | 0  | 3  | 2   |
| Rick Schu, R<br>OBP: 0.336, SLG: 0.400 (1, 5)    |                    | 0-0<br>L7           |                      | 0-0<br>P4                 |                         | 0-3<br>K   |                  | 0-0<br>HR       |   | 4  | 1 | 1 | 2   | 0  | 1  | 1   |
| John Denny, R<br>OBP: 0.217, SLG: 0.193 (1, 1)   |                    | 0-0<br>G6-3<br>1B   |                      | 0-0<br>FC6-4<br>1-2<br>1B |                         | 0-0<br>6-3 |                  | 0-0<br>5-3      |   | 3  | 0 | 2 | 0   | 0  | 0  | 0   |
| Don Carman, L<br>(8, 1)                          |                    |                     |                      |                           |                         |            |                  |                 |   | 1  | 0 | 0 | 0   | 0  | 0  | 0   |

| Inning Stats | R: 4  | H: 3  | E: 0   | K: 1  | S: 8  | LOB: 0 | BB: 1  | P: 12 | R: 0   | H: 1  | E: 0  | K: 0  | S: 3 | LOB: 0 | BB: 0 | P: 3 | R: 0 | H: 0 | E: 0 | K: 0 | S: 3 | LOB: 1 | BB: 1 | P: 7 | R: 0 | H: 2 | E: 0 | K: 0 | S: 5 | LOB: 2 | BB: 0 | P: 5 | R: 1 | H: 1 | E: 0 | K: 0 | S: 3 | LOB: 1 | BB: 2 | P: 11 | R: 0 | H: 0 | E: 0 | K: 2 | S: 7 | LOB: 0 | BB: 0 | P: 7 | R: 0 | H: 1 | E: 0 | K: 2 | S: 7 | LOB: 1 | BB: 1 | P: 11 | R: 2 | H: 2 | E: 0 | K: 2 | S: 9 | LOB: 0 | BB: 0 | P: 9 |
|--------------|-------|-------|--------|-------|-------|--------|--------|-------|--------|-------|-------|-------|------|--------|-------|------|------|------|------|------|------|--------|-------|------|------|------|------|------|------|--------|-------|------|------|------|------|------|------|--------|-------|-------|------|------|------|------|------|--------|-------|------|------|------|------|------|------|--------|-------|-------|------|------|------|------|------|--------|-------|------|
| 1B: 6        | SF: 0 | 2B: 2 | SAC: 0 | 3B: 0 | DP: 2 | HR: 3  | HBP: 0 | WP: 0 | PA: 36 | PB: 0 | SB: 1 | CS: 1 |      |        |       |      |      |      |      |      |      |        |       |      |      |      |      |      |      |        |       |      |      |      |      |      |      |        |       |       |      |      |      |      |      |        |       |      |      |      |      |      |      |        |       |       |      |      |      |      |      |        |       |      |


**BOTTOM**

Pittsburgh Pirates @ Philadelphia Phillies  
Veterans Stadium, Philadelphia, PA

Thu Aug 08 1985, 3:33 AM EDT  
Att. 18,142 - Unknown

livebaseballscorecards.com

|     |    |
|-----|----|
| AB  | 31 |
| R   | 7  |
| H   | 10 |
| RBI | 7  |
| BB  | 5  |
| SO  | 7  |
| LOB | 12 |



| PITCHER                             | IP  | WLS | BF | H | R | ER | SO | BB | IBB | HBP | BLK | WP | HR | S  | P  | ERA   | WHIP  |
|-------------------------------------|-----|-----|----|---|---|----|----|----|-----|-----|-----|----|----|----|----|-------|-------|
| Don Robinson, R<br>ERA: 4.37 (1, 1) | 4.1 | L   | 23 | 7 | 5 | 5  | 1  | 4  | 0   | 0   | 0   | 0  | 2  | 21 | 37 | 10.38 | 2.538 |
| Pat Clements, L<br>ERA: 3.03 (5, 1) | 1.2 |     | 4  | 0 | 0 | 0  | 2  | 0  | 0   | 0   | 0   | 0  | 0  | 8  | 8  | 0.00  | 0.000 |
| Rod Scurry, L<br>ERA: 3.89 (7, 1)   | 2.0 |     | 9  | 3 | 2 | 2  | 4  | 1  | 0   | 0   | 0   | 0  | 1  | 16 | 20 | 9.00  | 2.000 |



| Batter  | 1                            | 2                               | 3                            | 4                               | 5                            | 6                               | 7                             | 8                                | 9                            | AB R H RBI BB SO LOB            | TOP                          |                                 |                              |                                 |                              |                                 |                              |                                  |                                  |                                    |                                  |        |  |  |                             |          |         |        |        |         |         |         |          |          |          |         |         |         |         |             |               |
|---|------------------------------|---------------------------------|------------------------------|---------------------------------|------------------------------|---------------------------------|-------------------------------|----------------------------------|------------------------------|---------------------------------|------------------------------|---------------------------------|------------------------------|---------------------------------|------------------------------|---------------------------------|------------------------------|----------------------------------|----------------------------------|------------------------------------|----------------------------------|--------|--|--|-----------------------------|----------|---------|--------|--------|---------|---------|---------|----------|----------|----------|---------|---------|---------|---------|-------------|---------------|
| Vince Coleman, S (1, 7)<br>OBP: 0.327, SLG: 0.354   | 0-3<br>K                     |                                 | 0-0<br>S<br>1B               | 0-3<br>K                        |                              |                                 | 0-0<br>6-3                    |                                  | 0-0<br>F7                    | 5 0 1 0 0 2 3                   |                              |                                 |                              |                                 |                              |                                 |                              |                                  |                                  |                                    |                                  |        |  |  |                             |          |         |        |        |         |         |         |          |          |          |         |         |         |         |             |               |
| Willie McGee, S (1, 8)<br>OBP: 0.371, SLG: 0.496  | 4-0<br>4-3 BLK<br>BB         |                                 | 0-0<br>L7<br>1-2             |                                 | 0-3<br>K                     |                                 | 0-0<br>2-3                    |                                  |                              | 3 0 0 0 1 1 1                   |                              |                                 |                              |                                 |                              |                                 |                              |                                  |                                  |                                    |                                  |        |  |  |                             |          |         |        |        |         |         |         |          |          |          |         |         |         |         |             |               |
| Tom Herr, S (1, 4)<br>OBP: 0.385, SLG: 0.407  | 0-0<br>4-3<br>1-3            |                                 |                              | 0-0<br>2B<br>HR<br>1B           | 0-0<br>F8                    |                                 |                               | 0-0<br>6-3                       |                              | 4 1 1 0 0 0 1                   |                              |                                 |                              |                                 |                              |                                 |                              |                                  |                                  |                                    |                                  |        |  |  |                             |          |         |        |        |         |         |         |          |          |          |         |         |         |         |             |               |
| Jack Clark, R (1, 3)<br>OBP: 0.398, SLG: 0.529  | 0-0<br>F5                    |                                 |                              | 0-0<br>1-3<br>HR<br>2B          | 0-3<br>K                     |                                 |                               | 0-3<br>K                         |                              | 4 1 1 0 0 2 1                   |                              |                                 |                              |                                 |                              |                                 |                              |                                  |                                  |                                    |                                  |        |  |  |                             |          |         |        |        |         |         |         |          |          |          |         |         |         |         |             |               |
| Andy Van Slyke, L (1, 9)<br>OBP: 0.334, SLG: 0.436  |                              | 0-3<br>K                        |                              | 0-0<br>2-H<br>3-H<br>HR         | 0-0<br>4-3                   |                                 |                               | 0-0<br>4-3                       |                              | 4 1 1 3 0 1 0                   |                              |                                 |                              |                                 |                              |                                 |                              |                                  |                                  |                                    |                                  |        |  |  |                             |          |         |        |        |         |         |         |          |          |          |         |         |         |         |             |               |
| Terry Pendleton, S (1, 5)<br>OBP: 0.263, SLG: 0.299   |                              | 0-0<br>6-3                      |                              | 0-0<br>HR                       | 0-0<br>F7                    |                                 |                               | 0-3<br>K                         |                              | 4 1 1 1 0 1 0                   |                              |                                 |                              |                                 |                              |                                 |                              |                                  |                                  |                                    |                                  |        |  |  |                             |          |         |        |        |         |         |         |          |          |          |         |         |         |         |             |               |
| Darrell Porter, L (1, 2)<br>OBP: 0.295, SLG: 0.404  |                              | 0-0<br>F9                       |                              | 4-0<br>FC4-6<br>BB              | 0-0<br>HR                    |                                 | 0-0<br>HR                     | 0-0<br>2B                        |                              | 3 1 2 1 1 0 0                   |                              |                                 |                              |                                 |                              |                                 |                              |                                  |                                  |                                    |                                  |        |  |  |                             |          |         |        |        |         |         |         |          |          |          |         |         |         |         |             |               |
| Ozzie Smith, S (1, 6)<br>OBP: 0.314, SLG: 0.339   |                              |                                 | 0-0<br>F7                    | 0-0<br>FC4-6<br>1-2f            | 0-0<br>F8                    |                                 |                               | 4-0<br>BB                        |                              | 3 0 0 0 1 0 1                   |                              |                                 |                              |                                 |                              |                                 |                              |                                  |                                  |                                    |                                  |        |  |  |                             |          |         |        |        |         |         |         |          |          |          |         |         |         |         |             |               |
| Joaquin Andujar, S (1, 1)<br>OBP: 0.184, SLG: 0.155   |                              |                                 | 0-3<br>K                     | 0-3<br>K                        |                              |                                 | 0-0<br>F2                     |                                  | 0-3<br>K                     | 3 0 0 0 0 2 1                   |                              |                                 |                              |                                 |                              |                                 |                              |                                  |                                  |                                    |                                  |        |  |  |                             |          |         |        |        |         |         |         |          |          |          |         |         |         |         |             |               |
| Ken Dayley, L (8, 1)<br>OBP: 0.333, SLG: 0.333  |                              |                                 |                              |                                 |                              |                                 |                               |                                  |                              | 0 0 0 0 0 0 0                   |                              |                                 |                              |                                 |                              |                                 |                              |                                  |                                  |                                    |                                  |        |  |  |                             |          |         |        |        |         |         |         |          |          |          |         |         |         |         |             |               |
| Jeff Lahti, R (8, 1)  |                              |                                 |                              |                                 |                              |                                 |                               |                                  |                              | 0 0 0 0 0 0 0                   |                              |                                 |                              |                                 |                              |                                 |                              |                                  |                                  |                                    |                                  |        |  |  |                             |          |         |        |        |         |         |         |          |          |          |         |         |         |         |             |               |
| Tito Landrum, R (8, 9)<br>OBP: 0.366, SLG: 0.429  |                              |                                 |                              |                                 |                              |                                 |                               |                                  |                              | 1 0 0 0 0 1 2                   |                              |                                 |                              |                                 |                              |                                 |                              |                                  |                                  |                                    |                                  |        |  |  |                             |          |         |        |        |         |         |         |          |          |          |         |         |         |         |             |               |
| <b>Inning Stats</b>   | R: 0<br>E: 0<br>K: 1<br>S: 5 | H: 0<br>LOB: 1<br>BB: 1<br>P: 9 | R: 0<br>E: 0<br>K: 1<br>S: 5 | H: 0<br>LOB: 0<br>BB: 0<br>P: 5 | R: 0<br>E: 0<br>K: 1<br>S: 6 | H: 1<br>LOB: 1<br>BB: 0<br>P: 6 | R: 4<br>E: 0<br>K: 2<br>S: 11 | H: 4<br>LOB: 1<br>BB: 1<br>P: 15 | R: 0<br>E: 0<br>K: 2<br>S: 7 | H: 0<br>LOB: 0<br>BB: 0<br>P: 7 | R: 1<br>E: 0<br>K: 0<br>S: 4 | H: 1<br>LOB: 0<br>BB: 0<br>P: 4 | R: 0<br>E: 0<br>K: 0<br>S: 3 | H: 0<br>LOB: 0<br>BB: 0<br>P: 3 | R: 0<br>E: 0<br>K: 1<br>S: 5 | H: 0<br>LOB: 0<br>BB: 0<br>P: 5 | R: 0<br>E: 0<br>K: 2<br>S: 8 | H: 1<br>LOB: 2<br>BB: 1<br>P: 12 | 1B: 2<br>2B: 2<br>3B: 0<br>HR: 3 | SF: 0<br>SAC: 0<br>DP: 0<br>HBP: 0 | WP: 0<br>PB: 0<br>SB: 1<br>CS: 0 | PA: 37 |  |  |                             |          |         |        |        |         |         |         |          |          |          |         |         |         |         |             |               |
| <b>PITCHER</b><br>Charles Hudson, R (1, 1)<br>ERA: 3.93<br>Dave Rucker, L (8, 1)<br>ERA: 4.39 | IP<br>7.0                    | WLS<br>L                        | BF<br>29                     | H<br>6                          | R<br>5                       | ER<br>5                         | SO<br>7                       | BB<br>2                          | IBB<br>0                     | HBP<br>0                        | BLK<br>1                     | WP<br>0                         | HR<br>3                      | S<br>41                         | P<br>49                      | ERA<br>6.43                     | WHIP<br>1.143                |                                  |                                  |                                    |                                  |        |  |  | <b>PITCHER</b><br>IP<br>2.0 | WLS<br>L | BF<br>8 | H<br>1 | R<br>0 | ER<br>0 | SO<br>3 | BB<br>1 | IBB<br>0 | HBP<br>0 | BLK<br>0 | WP<br>0 | HR<br>0 | S<br>13 | P<br>17 | ERA<br>0.00 | WHIP<br>1.000 |

St. Louis Cardinals @ Philadelphia Phillies  
Veterans Stadium, Philadelphia, PA  
Fri Aug 09 1985, 7:05 PM EDT  
Att. 25,194 - Unknown

livebaseballscorecards.com

|     |    |
|-----|----|
| AB  | 34 |
| R   | 5  |
| H   | 7  |
| RBI | 5  |
| BB  | 3  |
| SO  | 10 |
| LOB | 10 |




| Batter  | 1               | 2          | 3                        | 4          | 5          | 6                | 7         | 8                         | 9          | AB | R | H | RBI | BB | SO | LOB |
|---|-----------------|------------|--------------------------|------------|------------|------------------|-----------|---------------------------|------------|----|---|---|-----|----|----|-----|
| Juan Samuel, R<br>OBP: 0.294, SLG: 0.413 (1, 4)     | 0-0<br>6-3      |            | 0-0<br>HR<br>1B          |            | 0-0<br>F8  |                  | 0-0<br>F7 |                           | 0-0<br>4-3 | 5  | 1 | 1 | 1   | 0  | 0  | 3   |
| Tom Foley, L<br>OBP: 0.283, SLG: 0.337 (1, 6)       | 4-0<br>CS<br>BB |            | 0-0<br>HR                |            |            | 0-0<br>HBP<br>1B |           | 0-0<br>E8<br>1B<br>G6-4-3 |            | 3  | 2 | 3 | 2   | 1  | 0  | 0   |
| Von Hayes, L<br>OBP: 0.363, SLG: 0.440 (1, 8)       | 4-0<br>CS<br>BB |            | 0-0<br>6-3               |            |            | 0-0<br>F8        |           | 0-0<br>G6-4-3<br>1B       |            | 3  | 0 | 1 | 0   | 1  | 0  | 1   |
| Mike Schmidt, R<br>OBP: 0.347, SLG: 0.460 (1, 3)    | 0-0<br>CS       | 0-0<br>P6  |                          | 0-3<br>K   |            | 1-0<br>HBP       |           | 0-0<br>G6-4-3             |            | 3  | 0 | 0 | 0   | 0  | 1  | 1   |
| Glenn Wilson, R<br>OBP: 0.298, SLG: 0.415 (1, 9)    |                 | 0-0<br>6-3 |                          | 0-0<br>4-3 |            | 0-0<br>F8        |           | 0-0<br>3-1                |            | 4  | 0 | 0 | 0   | 0  | 0  | 2   |
| Ozzie Virgil, R<br>OBP: 0.365, SLG: 0.482 (1, 2)    |                 | 0-3<br>K   |                          | 4-0<br>BB  |            | 0-0<br>4-3       |           |                           | 0-0<br>1-3 | 3  | 0 | 0 | 0   | 1  | 1  | 2   |
| John Russell, R<br>OBP: 0.313, SLG: 0.410 (1, 7)    |                 |            | 0-0<br>E8<br>SH1-4<br>1B | 0-0<br>F3  |            | 0-3<br>K         |           | 0-0<br>BB<br>1B           |            | 4  | 1 | 1 | 0   | 0  | 1  | 1   |
| Rick Schu, R<br>OBP: 0.332, SLG: 0.394 (1, 5)       |                 |            | 0-0<br>F7                |            | 0-0<br>F8  |                  | 0-0<br>F7 |                           | 0-3<br>K   | 3  | 0 | 0 | 0   | 0  | 0  | 1   |
| Derrel Thomas, S<br>OBP: 0.292, SLG: 0.379 (9, PH)  |                 |            |                          |            |            |                  |           |                           | 0-3<br>K   | 1  | 0 | 0 | 0   | 0  | 1  | 1   |
| Charles Hudson, S<br>OBP: 0.094, SLG: 0.094 (1, 1)  |                 |            | 0-0<br>SH1-4             |            | 0-0<br>1-3 |                  | 4-0<br>BB |                           | 4-0<br>BB  | 1  | 0 | 0 | 0   | 0  | 0  | 0   |
| Darren Daulton, L<br>OBP: 0.357, SLG: 0.190 (7, PH) |                 |            |                          |            |            |                  |           |                           |            | 0  | 0 | 0 | 0   | 1  | 0  | 0   |
| Dave Rucker, L<br>OBP: 0.600, SLG: 0.800 (8, 1)     |                 |            |                          |            |            |                  |           |                           |            | 0  | 0 | 0 | 0   | 0  | 0  | 0   |
| Tim Corcoran, L<br>OBP: 0.316, SLG: 0.279 (9, PH)   |                 |            | 1-2                      |            |            |                  |           |                           | 1-2<br>BB  | 0  | 0 | 0 | 0   | 1  | 0  | 0   |
| Luis Aguayo, R<br>OBP: 0.370, SLG: 0.385 (9, PR)    |                 |            |                          |            |            |                  |           |                           |            | 0  | 0 | 0 | 0   | 0  | 0  | 0   |

| BOTTOM                                      |                                    |
|---|------------------------------------|
| St. Louis Cardinals @ Philadelphia Phillies | Veterans Stadium, Philadelphia, PA |
| Fri Aug 09 1985, 7:05 PM EDT                | Att. 25,194 - Unknown              |
| AB  | 30                                 |
| R   | 4                                  |
| H   | 6                                  |
| RBI   | 3                                  |
| BB  | 5                                  |
| SO  | 4                                  |
| LOB   | 12                                 |
| WP: 0                                       | PA: 38                             |
| PB: 0                                       |                                    |
| SB: 1                                       |                                    |
| CS: 2                                       |                                    |

| PITCHER                                |  | IP  | WLS | BF | H | R | ER | SO | BB | IBB | HBP | BLK | WP | HR | S  | P  | ERA  | WHIP  |
|--|--|-----|-----|----|---|---|----|----|----|-----|-----|-----|----|----|----|----|------|-------|
| Joaquin Andujar, R<br>ERA: 2.54 (1, 1) |  | 7.0 | W   | 28 | 3 | 3 | 0  | 3  | 4  | 0   | 1   | 0   | 0  | 1  | 29 | 46 | 0.00 | 1.000 |
| Ken Dayley, L<br>ERA: 2.51 (8, 1)      |  | 0.0 |     | 2  | 2 | 1 | 0  | 0  | 0  | 0   | 0   | 0   | 0  | 0  | 2  | 2  | ∞    | ∞     |
| Jeff Lahti, R<br>ERA: 2.43 (8, 1)      |  | 2.0 | S   | 7  | 1 | 0 | 0  | 1  | 1  | 0   | 0   | 0   | 0  | 0  | 8  | 12 | 0.00 | 1.000 |





| Batter  | 1   | 2   | 3   | 4   | 5   | 6   | 7   | 8   | 9   | AB R H RBI BB SO LOB   | TOP   |  |
|---|---|---|---|---|---|---|---|---|---|--|---|--|
| Tito Landrum, R<br>OBP: 0.358, SLG: 0.427<br>(1, 9)<br>(5, 7)<br>(8, 9)   | 0-0<br>F9   |   | 0-0<br>FC6-4  |   | 0-0<br>1B<br>2B   |   | 0-0<br>F7   |   | 0-0<br>L5   | 5 1 1 1 0 0 1  |   |  |
| Willie McGee, S<br>OBP: 0.374, SLG: 0.497<br>(1, 8)   | 0-0<br>6-3  |   |   | 0-0<br>BLK E<br>SF8 1B  | 0-0<br>E<br>PB 1B   |   | 0-0<br>BLK<br>1B  |   | 0-0<br>4-3  | 5 2 3 1 0 0 0  |   |  |
| Tom Herr, S<br>OBP: 0.384, SLG: 0.406<br>(1, 4)   | 0-0<br>F7   |   |   | 0-0<br>SF8  | 0-0<br>E5<br>PB   |   | 0-0<br>BLK<br>1B  |   |   | 3 0 1 1 0 0 1  |   |  |
| Jack Clark, R<br>OBP: 0.397, SLG: 0.525<br>(1, 3)   |   | 0-0<br>F8   |   | 4-0<br>E<br>SF9 BB  | 0-0<br>F3   |   | 0-3<br>K  |   |   | 3 1 0 0 1 1 4  |   |  |
| Brian Harper, R<br>OBP: 0.321, SLG: 0.346<br>Andy Van Slyke, L<br>OBP: 0.333, SLG: 0.434<br>Jeff Lahti, R<br>(8, 1)                                 | 0-0<br>F7   |   |   | 0-0<br>E4<br>FC6-4  | 0-0<br>4-3  |   |   | 0-0<br>P4   |   | 3 0 0 0 0 0 2<br>1 0 0 0 0 0 0<br>0 0 0 0 0 0 0                        |   |  |
| Terry Pendleton, S<br>OBP: 0.261, SLG: 0.297<br>(1, 5)  | 0-0<br>P6   |   |   | 0-0<br>SF9  |   | 0-3<br>K  |   | 0-0<br>F9   |   | 3 0 0 1 0 1 0  |   |  |
| Ozzie Smith, S<br>OBP: 0.316, SLG: 0.339<br>(1, 6)  |   |   | 4-0<br>FC6-4<br>BB  | 0-0<br>FC6-4  |   | 0-0<br>P6   |   | 0-0<br>S<br>1B  |   | 3 0 1 0 1 0 1  | AB 33<br>R 5<br>H 6<br>RBI 4<br>BB 2<br>SO 5<br>LOB 12                                |  |
| Tom Nieto, R<br>OBP: 0.298, SLG: 0.266<br>(1, 2)  |   |   | 0-0<br>F9   |   | 0-0<br>F9   | 0-3<br>K  |   | 0-0<br>F9   |   | 4 0 0 0 0 1 2  |   |  |
| Danny Cox, R<br>OBP: 0.222, SLG: 0.172<br>Ken Dayley, L<br>OBP: 0.333, SLG: 0.333<br>Vince Coleman, S<br>OBP: 0.326, SLG: 0.353<br>(8, 1)<br>(8, 7) | 0-3<br>K  |   | 0-3<br>K  |   | 1-0<br>2B<br>HBP  |   | 0-0<br>4-3  |   | 0-3<br>K  | 2 1 0 0 0 1 1<br>0 0 0 0 0 0 0<br>1 0 0 0 0 1 0                        |  |  |
| <b>Inning Stats</b>   | R: 0<br>E: 0<br>K: 0<br>S: 3<br>H: 0<br>LOB: 0<br>BB: 0<br>P: 3 | R: 0<br>E: 0<br>K: 0<br>S: 3<br>H: 0<br>LOB: 0<br>BB: 0<br>P: 3 | R: 0<br>E: 0<br>K: 1<br>S: 5<br>H: 0<br>LOB: 1<br>BB: 1<br>P: 9 | R: 2<br>E: 2<br>K: 0<br>S: 5<br>H: 1<br>LOB: 1<br>BB: 1<br>P: 9 | R: 3<br>E: 1<br>K: 0<br>S: 6<br>H: 2<br>LOB: 1<br>BB: 0<br>P: 7 | R: 0<br>E: 0<br>K: 2<br>S: 7<br>H: 0<br>LOB: 0<br>BB: 0<br>P: 7 | R: 0<br>E: 0<br>K: 1<br>S: 7<br>H: 2<br>LOB: 2<br>BB: 0<br>P: 7 | R: 0<br>E: 0<br>K: 0<br>S: 4<br>H: 1<br>LOB: 1<br>BB: 0<br>P: 4 | R: 0<br>E: 0<br>K: 1<br>S: 5<br>H: 0<br>LOB: 0<br>BB: 0<br>P: 5 | 1B: 5<br>2B: 1<br>3B: 0<br>HR: 0<br>SF: 2<br>SAC: 0<br>DP: 0<br>HBP: 1 | WP: 0<br>PB: 1<br>SB: 1<br>CS: 0<br>PA: 38  |  |
| <b>PITCHER</b>  | IP WLS BF H R ER SO BB IBB HBP BLK WP HR S P ERA WHIP           |   |   |   |   |   |   |   |   |  |   |  |
| Jerry Koosman, L<br>ERA: 3.71<br>(1, 1)   | 5.0 L 23 3 5 2 1 2 0 0 1 1 0 0 22 31 3.60 1.000                 |   |   |   |   |   |   |   |   |  |   |  |
| Dave Shipanoff, R<br>ERA:<br>(6, 1)   | 3.0 12 3 0 0 3 0 0 0 0 1 0 0 18 18 0.00 1.000                   |   |   |   |   |   |   |   |   |  |   |  |
| Don Carman, L<br>ERA: 2.54<br>(9, 1)  | 1.0 3 0 0 0 0 1 0 0 0 0 0 0 5 5 0.00 0.000                      |   |   |   |   |   |   |   |   |  |   |  |

St. Louis Cardinals @ Philadelphia Phillies  
Veterans Stadium, Philadelphia, PA  
Sat Aug 10 1985, 7:05 PM EDT  
Unknown

livebaseballscorecards.com



| Batter   | 1          | 2                      | 3         | 4          | 5                      | 6           | 7          | 8                          | 9          | AB | R | H | RBI | BB | SO | LOB |
|--|------------|------------------------|-----------|------------|------------------------|-------------|------------|----------------------------|------------|----|---|---|-----|----|----|-----|
| Juan Samuel, R (1, 4)<br>OBP: 0.291, SLG: 0.409  | 0-0<br>6-3 |                        | 0-0<br>F8 |            |                        | 0-3<br>K    |            | 0-0<br>E3<br>2B            |            | 4  | 1 | 0 | 0   | 0  | 1  | 2   |
| Tom Foley, L (1, 6)<br>OBP: 0.273, SLG: 0.324  | 0-0<br>L5  |                        | 0-0<br>P5 |            |                        | 0-0<br>L3   |            | 0-0<br>G3                  |            | 4  | 0 | 0 | 1   | 0  | 0  | 2   |
| Von Hayes, L (1, 8)<br>(9, 9)<br>OBP: 0.361, SLG: 0.438  | 0-0<br>3-1 |                        |           |            | 0-0<br>5-3<br>PB<br>1B | 0-3<br>K    |            | 0-3<br>K                   |            | 4  | 0 | 1 | 0   | 0  | 2  | 2   |
| Mike Schmidt, R (1, 5)<br>OBP: 0.348, SLG: 0.466   |            | 0-0<br>PB<br>SF8<br>2B |           | 0-0<br>F8  |                        |             | 0-0<br>1-3 | 0-0<br>2B                  |            | 4  | 1 | 2 | 2   | 0  | 0  | 1   |
| Glenn Wilson, R (1, 9)<br>Don Carman, L (9, 1)<br>OBP: 0.298, SLG: 0.414   |            | 0-0<br>SF8<br>2-H      |           | 0-0<br>5-3 |                        |             | 0-0<br>1B  | 0-0<br>5-3                 |            | 3  | 0 | 1 | 1   | 0  | 0  | 2   |
| Tim Corcoran, L (1, 3)<br>OBP: 0.309, SLG: 0.272   |            | 0-3<br>K               |           | 0-0<br>F7  |                        |             | 0-0<br>F9  |                            | 0-0<br>4-3 | 4  | 0 | 0 | 0   | 0  | 1  | 2   |
| Ozzie Virgil, R (1, 2)<br>Darren Daulton, L (9, PR)<br>OBP: 0.370, SLG: 0.480  |            | 1-0<br>HBP             |           |            | 4-0<br>G6-3<br>BB      |             | 0-0<br>3-1 |                            | 4-0<br>BB  | 1  | 0 | 0 | 0   | 2  | 0  | 1   |
| John Russell, R (1, 7)<br>OBP: 0.312, SLG: 0.413   |            | 0-0<br>F7              |           |            | 0-3<br>K               |             |            | 0-0<br>E<br>G3<br>2B       | 0-3<br>K   | 4  | 1 | 1 | 0   | 0  | 2  | 3   |
| Jerry Koosman, R (1, 1)<br>Greg Gross, L (5, PH)<br>Dave Shipanoff, R (6, 1)<br>Derrel Thomas, S (8, PH)<br>OBP: 0.114, SLG: 0.091 |            | 0-0<br>6-3             |           | 0-0<br>6-3 |                        | 0-0<br>G6-3 |            | 4-0<br>G3<br>E<br>2B<br>BB | 0-0<br>2-3 | 1  | 0 | 0 | 0   | 0  | 0  | 0   |
|  |            |                        |           |            |                        |             |            |                            |            | 1  | 0 | 0 | 0   | 0  | 0  | 1   |
|  |            |                        |           |            |                        |             |            |                            |            | 0  | 0 | 0 | 0   | 0  | 0  | 0   |
|  |            |                        |           |            |                        |             |            |                            |            | 1  | 1 | 0 | 0   | 1  | 0  | 1   |

| Inning Stats                      | R: 0 | H: 0 | E: 0 | K: 3 | S: 3 | R: 1 | H: 1 | E: 0 | K: 1 | S: 6 | R: 0 | H: 0 | E: 0 | K: 0 | S: 3 | R: 0 | H: 1  | E: 0 | K: 0 | S: 4 | R: 0 | H: 0 | E: 0 | K: 1 | S: 4 | R: 0 | H: 0 | E: 0 | K: 2 | S: 7 | R: 0 | H: 1 | E: 0 | K: 0 | S: 4 | R: 3 | H: 2 | E: 1 | K: 1 | S: 8 | R: 0 | H: 0 | E: 0 | K: 1 | S: 5 | 1B: 2 | 2B: 3 | 3B: 0 | HR: 0 | SF: 1 | SAC: 0 | DP: 1 | HBP: 1 | WP: 0 | PA: 36 |
|-----------------------------------|------|------|------|------|------|------|------|------|------|------|------|------|------|------|------|------|-------|------|------|------|------|------|------|------|------|------|------|------|------|------|------|------|------|------|------|------|------|------|------|------|------|------|------|------|------|-------|-------|-------|-------|-------|--------|-------|--------|-------|--------|
| PITCHER                           | IP   | WLS  | BF   | H    | R    | ER   | SO   | BB   | IBB  | HBP  | BLK  | WP   | HR   | S    | P    | ERA  | WHIP  |      |      |      |      |      |      |      |      |      |      |      |      |      |      |      |      |      |      |      |      |      |      |      |      |      |      |      |      |       |       |       |       |       |        |       |        |       |        |
| Danny Cox, R (1, 1)<br>ERA: 3.02  | 7.0  |      | 28   | 4    | 4    | 1    | 4    | 2    | 0    | 1    | 0    | 0    | 0    | 33   | 42   | 1.29 | 0.857 |      |      |      |      |      |      |      |      |      |      |      |      |      |      |      |      |      |      |      |      |      |      |      |      |      |      |      |      |       |       |       |       |       |        |       |        |       |        |
| Ken Dayley, L (8, 1)<br>ERA: 2.47 | 0.2  |      | 2    | 0    | 0    | 0    | 1    | 0    | 0    | 0    | 0    | 0    | 0    | 4    | 4    | 0.00 | 0.000 |      |      |      |      |      |      |      |      |      |      |      |      |      |      |      |      |      |      |      |      |      |      |      |      |      |      |      |      |       |       |       |       |       |        |       |        |       |        |
| Jeff Lahti, R (8, 1)<br>ERA: 2.36 | 1.1  | S    | 6    | 1    | 0    | 0    | 1    | 1    | 0    | 0    | 0    | 0    | 0    | 7    | 11   | 0.00 | 1.500 |      |      |      |      |      |      |      |      |      |      |      |      |      |      |      |      |      |      |      |      |      |      |      |      |      |      |      |      |       |       |       |       |       |        |       |        |       |        |

BOTTOM

St. Louis Cardinals @ Philadelphia Phillies  
Veterans Stadium, Philadelphia, PA  
Sat Aug 10 1985, 7:05 PM EDT  
Unknown

livebaseballscores.com

|     |    |
|-----|----|
| AB  | 31 |
| R   | 4  |
| H   | 5  |
| RBI | 4  |
| BB  | 3  |
| SO  | 6  |
| LOB | 17 |





| Batter  | 1                            | 2                                | 3                            | 4                                | 5                            | 6                               | 7                            | 8                               | 9                            | AB                               | R                            | H                               | RBI                          | BB                              | SO                           | LOB                             | TOP                          |                                 |                                   |                                    |                                  |        |  |  |  |  |  |
|---|------------------------------|----------------------------------|------------------------------|----------------------------------|------------------------------|---------------------------------|------------------------------|---------------------------------|------------------------------|----------------------------------|------------------------------|---------------------------------|------------------------------|---------------------------------|------------------------------|---------------------------------|------------------------------|---------------------------------|-----------------------------------|------------------------------------|----------------------------------|--------|--|--|--|--|--|
| Vince Coleman, S (1, 7)<br>OBP: 0.326, SLG: 0.352   | 0-3<br>K                     | 0-3<br>K                         |                              | X<br>0-0<br>1B                   | X<br>0-0<br>1B               | X<br>0-0<br>1B                  |                              | X<br>0-0<br>E4                  |                              | 6                                | 2                            | 2                               | 2                            | 0                               | 2                            | 4                               |                              |                                 |                                   |                                    |                                  |        |  |  |  |  |  |
| Willie McGee, S (1, 8)<br>OBP: 0.379, SLG: 0.509<br>Tito Landrum, R (7, PR)<br>OBP: 0.355, SLG: 0.423 (7, 9)  | 0-0<br>CS<br>1B              | 0-0<br>HR                        |                              | X<br>0-0<br>1B                   | X<br>0-0<br>1B               |                                 | X<br>0-0<br>1B               | X<br>0-0<br>F9                  |                              | 5                                | 2                            | 4                               | 4                            | 0                               | 0                            | 2                               |                              |                                 |                                   |                                    |                                  |        |  |  |  |  |  |
| Tom Herr, S (1, 4)<br>OBP: 0.388, SLG: 0.411<br>Ivan De Jesus, R (9, 5)<br>OBP: 0.293, SLG: 0.345             | 0-0<br>BB<br>1B              | 4-0<br>S<br>BB                   |                              | X<br>0-0<br>1B                   | X<br>0-0<br>F6               |                                 | X<br>0-0<br>1B               | X<br>0-0<br>1B                  | X<br>0-0<br>6-3<br>1B        | 5                                | 1                            | 3                               | 0                            | 1                               | 0                            | 3                               |                              |                                 |                                   |                                    |                                  |        |  |  |  |  |  |
| Darrell Porter, L (1, 2)<br>OBP: 0.297, SLG: 0.394  | 4-0<br>1-2<br>BB             | 0-0<br>F7                        |                              | X<br>0-0<br>1B                   | X<br>0-0<br>1B               |                                 | X<br>0-3<br>K                | X<br>0-0<br>6-3                 | X<br>0-0<br>2-3              | 5                                | 0                            | 1                               | 2                            | 1                               | 1                            | 6                               |                              |                                 |                                   |                                    |                                  |        |  |  |  |  |  |
| Andy Van Slyke, L (1, 9)<br>OBP: 0.337, SLG: 0.443 (7, 8)   | 0-3<br>K                     |                                  | X<br>0-0<br>2B               | X<br>0-0<br>3B                   | X<br>0-0<br>K                |                                 | X<br>0-0<br>1B               | X<br>0-0<br>FC6-4<br>1B         | X<br>0-0<br>FC6-4<br>1B      | 6                                | 1                            | 3                               | 2                            | 0                               | 2                            | 4                               |                              |                                 |                                   |                                    |                                  |        |  |  |  |  |  |
| Terry Pendleton, S (1, 5)<br>OBP: 0.237, SLG: 0.292<br>Tom Lawless, R (8, 5)<br>OBP: 0.260, SLG: 0.239 (9, 4) |                              | X<br>0-0<br>1-3                  | X<br>0-0<br>6-3              | X<br>0-0<br>4-3                  |                              | X<br>0-0<br>F8                  | X<br>0-0<br>5-3              | X<br>0-0<br>FC6-4<br>1B         | X<br>0-0<br>FC6-4<br>1B      | 5                                | 0                            | 0                               | 0                            | 0                               | 0                            | 5                               |                              |                                 |                                   |                                    |                                  |        |  |  |  |  |  |
| Mike Jorgensen, L (1, 3)<br>OBP: 0.400, SLG: 0.294  |                              | BB<br>4-0<br>1B<br>FC<br>BB      | X<br>0-0<br>1B<br>CS<br>2B   |                                  | BB<br>4-0<br>BB<br>1B<br>BB  | X<br>0-0<br>1B<br>2B            |                              | BB<br>4-0<br>E<br>BB            | X<br>0-0<br>1-2<br>1B        | 3                                | 3                            | 3                               | 1                            | 3                               | 0                            | 0                               |                              |                                 |                                   |                                    |                                  |        |  |  |  |  |  |
| Ozzie Smith, S (1, 6)<br>OBP: 0.322, SLG: 0.342   |                              | X<br>0-0<br>FC<br>1B             | X<br>0-0<br>1B               |                                  | BB<br>4-0<br>BB<br>1B<br>BB  | X<br>0-0<br>SH3-4<br>1B         |                              | X<br>0-0<br>F4                  | X<br>0-0<br>G3               | 5                                | 2                            | 3                               | 1                            | 1                               | 0                            | 3                               |                              |                                 |                                   |                                    |                                  |        |  |  |  |  |  |
| Kurt Kepshire, L (1, 1)<br>OBP: 0.159, SLG: 0.214<br>Ricky Horton, L (2, 1)                                   |                              | X<br>0-0<br>FC<br>HR             | X<br>0-3<br>K                |                                  | BB<br>4-0<br>BB<br>1B<br>BB  | X<br>0-0<br>SH3-4               |                              | X<br>0-0<br>F8                  |                              | 1                                | 1                            | 0                               | 1                            | 0                               | 0                            | 1                               |                              |                                 |                                   |                                    |                                  |        |  |  |  |  |  |
| Inning Stats  | R: 0<br>E: 0<br>K: 2<br>S: 8 | H: 2<br>LOB: 2<br>BB: 1<br>P: 12 | R: 4<br>E: 0<br>K: 1<br>S: 8 | H: 2<br>LOB: 1<br>BB: 2<br>P: 16 | R: 1<br>E: 0<br>K: 1<br>S: 7 | H: 3<br>LOB: 2<br>BB: 0<br>P: 7 | R: 2<br>E: 1<br>K: 0<br>S: 6 | H: 2<br>LOB: 1<br>BB: 0<br>P: 6 | R: 4<br>E: 0<br>K: 1<br>S: 7 | H: 2<br>LOB: 1<br>BB: 3<br>P: 19 | R: 1<br>E: 0<br>K: 0<br>S: 5 | H: 2<br>LOB: 1<br>BB: 0<br>P: 5 | R: 0<br>E: 0<br>K: 1<br>S: 7 | H: 3<br>LOB: 3<br>BB: 0<br>P: 7 | R: 0<br>E: 1<br>K: 0<br>S: 4 | H: 0<br>LOB: 2<br>BB: 1<br>P: 8 | R: 1<br>E: 0<br>K: 0<br>S: 6 | H: 3<br>LOB: 2<br>BB: 0<br>P: 6 | 1B: 14<br>2B: 4<br>3B: 1<br>HR: 1 | SF: 0<br>SAC: 1<br>DP: 1<br>HBP: 0 | WP: 0<br>PB: 0<br>SB: 2<br>CS: 2 | PA: 53 |  |  |  |  |  |
| PITCHER   | IP                           | WLS                              | BF                           | H                                | R                            | ER                              | SO                           | BB                              | IBB                          | HBP                              | BLK                          | WP                              | HR                           | S                               | P                            | ERA                             | WHIP                         |                                 |                                   |                                    |                                  |        |  |  |  |  |  |
| Kevin Gross, R (1, 1)<br>ERA: 3.08  | 2.1                          | L                                | 17                           | 7                                | 5                            | 5                               | 3                            | 3                               | 0                            | 0                                | 0                            | 0                               | 1                            | 20                              | 32                           | 19.29                           | 4.286                        |                                 |                                   |                                    |                                  |        |  |  |  |  |  |
| Dave Rucker, L (3, 1)<br>ERA: 4.43  | 1.2                          |                                  | 7                            | 2                                | 2                            | 1                               | 1                            | 0                               | 0                            | 0                                | 0                            | 0                               | 0                            | 9                               | 9                            | 5.40                            | 1.200                        |                                 |                                   |                                    |                                  |        |  |  |  |  |  |
| Larry Andersen, R (5, 1)<br>ERA: 4.99   | 3.0                          |                                  | 18                           | 7                                | 5                            | 5                               | 2                            | 3                               | 0                            | 0                                | 0                            | 0                               | 0                            | 19                              | 31                           | 15.00                           | 3.333                        |                                 |                                   |                                    |                                  |        |  |  |  |  |  |
| Dave Shipanoff, R (8, 1)<br>ERA:  | 1.0                          |                                  | 5                            | 0                                | 0                            | 0                               | 0                            | 1                               | 0                            | 0                                | 0                            | 0                               | 0                            | 4                               | 8                            | 0.00                            | 1.000                        |                                 |                                   |                                    |                                  |        |  |  |  |  |  |
| Kent Tekulve, R (9, 1)<br>ERA: 4.15   | 1.0                          |                                  | 6                            | 3                                | 1                            | 1                               | 0                            | 0                               | 0                            | 0                                | 0                            | 0                               | 0                            | 6                               | 6                            | 9.00                            | 3.000                        |                                 |                                   |                                    |                                  |        |  |  |  |  |  |

St. Louis Cardinals @ Philadelphia Phillies  
Veterans Stadium, Philadelphia, PA  
Sat Aug 10 1985, 7:05 PM EDT  
Att: 37,321 - Unknown

livebaseballscorecards.com

|     |    |
|-----|----|
| AB  | 45 |
| R   | 13 |
| H   | 19 |
| RBI | 13 |
| BB  | 7  |
| SO  | 6  |
| LOB | 34 |



| Batter   | 1          | 2                      | 3         | 4                              | 5                      | 6          | 7         | 8          | 9          | AB | R | H | RBI | BB | SO | LOB |
|--|------------|------------------------|-----------|--------------------------------|------------------------|------------|-----------|------------|------------|----|---|---|-----|----|----|-----|
| Juan Samuel, R (1, 4)<br>OBP: 0.291, SLG: 0.406<br>Luis Aguayo, R (7, 4)<br>OBP: 0.367, SLG: 0.381   | 0-3<br>K   | 4-0<br>IBB             |           | 0-0<br>FC5-4                   |                        | 0-0<br>5-3 |           |            | 0-0<br>6-3 | 3  | 0 | 0 | 1   | 1  | 1  | 2   |
| Tom Foley, L (1, 6)<br>OBP: 0.261, SLG: 0.308  | 0-0<br>4-3 | 0-0<br>F8              |           | 0-0<br>1-3                     |                        |            | 0-0<br>F7 |            | 0-0<br>E1  | 5  | 0 | 0 | 0   | 0  | 0  | 5   |
| Von Hayes, L (1, 8)<br>OBP: 0.360, SLG: 0.443  | 0-0<br>HR  |                        | 0-0<br>G3 |                                | 0-0<br>G3              |            | 0-3<br>K  |            | 0-0<br>F6  | 5  | 1 | 1 | 1   | 0  | 1  | 1   |
| Mike Schmidt, R (1, 5)<br>OBP: 0.347, SLG: 0.466<br>Derrel Thomas, S (8, 5)<br>OBP: 0.297, SLG: 0.373  | 0-0<br>F6  |                        | 0-0<br>F9 |                                | 0-0<br>6-3<br>1B<br>2B |            | 0-3<br>K  |            |            | 4  | 1 | 1 | 0   | 0  | 1  | 0   |
| Glenn Wilson, R (1, 9)<br>OBP: 0.300, SLG: 0.414   |            | 4-0<br>1B<br>BB<br>BB  | 0-3<br>K  |                                | 0-0<br>6-3             |            |           | 0-0<br>1B  |            | 3  | 1 | 1 | 0   | 1  | 1  | 1   |
| Tim Corcoran, L (1, 3)<br>OBP: 0.313, SLG: 0.273   |            | 4-0<br>4-3<br>1B<br>BB |           | 0-3<br>K                       | 0-0<br>FC4-6<br>1B     |            |           | 0-0<br>F5  |            | 3  | 0 | 1 | 1   | 1  | 1  | 1   |
| Darren Daulton, L (1, 2)<br>OBP: 0.375, SLG: 0.240   |            | 0-0<br>4-3<br>1B       |           | 0-0<br>1B<br>BB<br>FC5-4<br>1B | 0-0<br>FC4-6           |            |           | 0-0<br>F7  |            | 4  | 1 | 2 | 1   | 0  | 0  | 2   |
| Greg Gross, L (1, 7)<br>OBP: 0.348, SLG: 0.292   |            | 0-0<br>4-3             |           | 4-0<br>FC5-4<br>1B<br>BB       |                        | 0-3<br>K   |           | 0-0<br>1-3 |            | 3  | 0 | 0 | 0   | 1  | 1  | 3   |
| Kevin Gross, R (1, 1)<br>OBP: 0.196, SLG: 0.205<br>Dave Rucker, L (3, 1)<br>OBP: 0.600, SLG: 0.800<br>John Russell, R (4, PH)<br>OBP: 0.316, SLG: 0.417<br>Larry Andersen, R (5, 1)<br>OBP: 0.316, SLG: 0.417<br>Dave Shipanoff, R (8, 1)<br>OBP: 0.316, SLG: 0.417<br>Kent Tekulve, R (9, 1)<br>OBP: 0.316, SLG: 0.417<br>Garry Maddox, R (9, PH)<br>OBP: 0.288, SLG: 0.340 |            | 0-3<br>K               |           | 0-0<br>FC5-4<br>1B             |                        | 0-0<br>F9  |           |            | 0-0<br>F4  | 1  | 0 | 0 | 0   | 0  | 1  | 2   |

**BOTTOM**

St. Louis Cardinals @ Philadelphia Phillies  
Veterans Stadium, Philadelphia, PA  
Sat Aug 10 1985, 7:05 PM EDT  
Att. 37,321 - Unknown

livebaseballscorecards.com

|            |           |
|------------|-----------|
| <b>AB</b>  | <b>35</b> |
| <b>R</b>   | <b>4</b>  |
| <b>H</b>   | <b>7</b>  |
| <b>RBI</b> | <b>4</b>  |
| <b>BB</b>  | <b>4</b>  |
| <b>SO</b>  | <b>7</b>  |
| <b>LOB</b> | <b>17</b> |



| Inning Stats                        | R: 1      | H: 1       | E: 0      | LOB: 0   | K: 1     | BB: 0     | S: 6      | P: 6      |            |            |            |           |           |          |          |            |             |
|-------------------------------------|-----------|------------|-----------|----------|----------|-----------|-----------|-----------|------------|------------|------------|-----------|-----------|----------|----------|------------|-------------|
| <b>PITCHER</b>                      | <b>IP</b> | <b>WLS</b> | <b>BF</b> | <b>H</b> | <b>R</b> | <b>ER</b> | <b>SO</b> | <b>BB</b> | <b>IBB</b> | <b>HBP</b> | <b>BLK</b> | <b>WP</b> | <b>HR</b> | <b>S</b> | <b>P</b> | <b>ERA</b> | <b>WHIP</b> |
| Kurt Kepshire, R (1, 1)<br>ERA: 4.5 | 1.0       |            | 7         | 2        | 2        | 2         | 1         | 2         | 0          | 0          | 0          | 0         | 1         | 7        | 15       | 18.00      | 4.000       |
| Ricky Horton, L (2, 1)<br>ERA: 2.29 | 8.0       | W          | 32        | 5        | 2        | 2         | 6         | 1         | 1          | 0          | 0          | 0         | 0         | 42       | 50       | 2.25       | 0.750       |

|              |               |
|--------------|---------------|
| <b>WP: 0</b> | <b>PA: 39</b> |
| <b>PB: 0</b> |               |
| <b>SB: 0</b> |               |
| <b>CS: 0</b> |               |



| Batter  | 1                              | 2                                | 3                            | 4                               | 5                            | 6                               | 7                            | 8                               | 9                            | AB R H RBI BB SO LOB            | TOP                          |                                 |                              |                                 |                              |                                 |                              |                                 |                                  |                                    |                                  |        |
|---|--------------------------------|----------------------------------|------------------------------|---------------------------------|------------------------------|---------------------------------|------------------------------|---------------------------------|------------------------------|---------------------------------|------------------------------|---------------------------------|------------------------------|---------------------------------|------------------------------|---------------------------------|------------------------------|---------------------------------|----------------------------------|------------------------------------|----------------------------------|--------|
| Vince Coleman, S (1, 7)<br>OBP: 0.326, SLG: 0.351     | 0-0<br>E S<br>1B               |                                  | 0-3<br>K                     |                                 | 0-0<br>L5                    |                                 |                              | 0-3<br>K                        |                              | 4 1 1 0 0 2 1                   |                              |                                 |                              |                                 |                              |                                 |                              |                                 |                                  |                                    |                                  |        |
| Tom Lawless, R (1, 4)<br>OBP: 0.241, SLG: 0.220       | 0-3<br>K<br>1-3                |                                  | 0-0<br>6-3                   |                                 |                              | 0-0<br>1-3                      |                              | 0-0<br>5-3                      |                              | 4 0 0 0 0 1 1                   |                              |                                 |                              |                                 |                              |                                 |                              |                                 |                                  |                                    |                                  |        |
| Willie McGee, S (1, 8)<br>OBP: 0.378, SLG: 0.506      | 0-0<br>CS<br>1B                |                                  |                              | 0-0<br>6-3                      |                              | 0-0<br>5-3                      |                              |                                 | 0-3<br>K                     | 4 0 1 1 0 1 0                   |                              |                                 |                              |                                 |                              |                                 |                              |                                 |                                  |                                    |                                  |        |
| Jack Clark, R (1, 3)<br>OBP: 0.395, SLG: 0.521        | 4-0<br>3-H<br>FC4<br>1-2<br>BB |                                  |                              | 0-0<br>F3                       |                              | 0-3<br>K                        |                              |                                 | 0-0<br>P4                    | 3 0 0 0 1 1 0                   |                              |                                 |                              |                                 |                              |                                 |                              |                                 |                                  |                                    |                                  |        |
| Tito Landrum, R (1, 9)<br>OBP: 0.360, SLG: 0.426      | 0-0<br>FC4<br>1-2f             |                                  |                              | 0-0<br>1B                       |                              |                                 | 0-0<br>F7                    |                                 | 0-0<br>1B                    | 4 0 2 0 0 0 1                   |                              |                                 |                              |                                 |                              |                                 |                              |                                 |                                  |                                    |                                  |        |
| Terry Pendleton, S (1, 5)<br>OBP: 0.255, SLG: 0.289   |                                | 0-0<br>F3                        |                              | 0-3<br>K                        |                              |                                 | 0-0<br>6-3                   |                                 | 0-0<br>F9                    | 4 0 0 0 0 1 2                   |                              |                                 |                              |                                 |                              |                                 |                              |                                 |                                  |                                    |                                  |        |
| Tom Nieto, R (1, 2)<br>OBP: 0.298, SLG: 0.267         |                                | 0-0<br>5-3                       |                              |                                 | 0-0<br>F8                    |                                 | 0-0<br>1B                    |                                 |                              | 3 0 1 0 0 0 0                   |                              |                                 |                              |                                 |                              |                                 |                              |                                 |                                  |                                    |                                  |        |
| Ivan De Jesus, R (1, 6)<br>OBP: 0.279, SLG: 0.328     |                                | 0-0<br>6-3                       |                              |                                 | 0-0<br>F8                    |                                 | 0-0<br>F8                    |                                 |                              | 3 0 0 0 0 0 1                   |                              |                                 |                              |                                 |                              |                                 |                              |                                 |                                  |                                    |                                  |        |
| Bob Forsch, R (1, 1)<br>OBP: 0.273, SLG: 0.455        |                                |                                  | 0-0<br>5-3                   |                                 | 0-0<br>1B                    |                                 |                              | 0-0<br>F3                       |                              | 2 0 1 0 0 0 0                   |                              |                                 |                              |                                 |                              |                                 |                              |                                 |                                  |                                    |                                  |        |
| Brian Harper, R (8, PH)<br>OBP: 0.310, SLG: 0.333     |                                |                                  |                              |                                 |                              |                                 |                              |                                 |                              | 1 0 0 0 0 0 0                   |                              |                                 |                              |                                 |                              |                                 |                              |                                 |                                  |                                    |                                  |        |
| Joe Boever, R (8, 1)                                  |                                |                                  |                              |                                 |                              |                                 |                              |                                 |                              | 0 0 0 0 0 0 0                   |                              |                                 |                              |                                 |                              |                                 |                              |                                 |                                  |                                    |                                  |        |
| <b>Inning Stats</b>                                   | R: 1<br>E: 0<br>K: 1<br>S: 6   | H: 2<br>LOB: 1<br>BB: 1<br>P: 10 | R: 0<br>E: 0<br>K: 0<br>S: 3 | H: 0<br>LOB: 0<br>BB: 0<br>P: 3 | R: 0<br>E: 0<br>K: 1<br>S: 5 | H: 0<br>LOB: 0<br>BB: 0<br>P: 5 | R: 0<br>E: 0<br>K: 1<br>S: 6 | H: 1<br>LOB: 1<br>BB: 0<br>P: 6 | R: 0<br>E: 0<br>K: 0<br>S: 4 | H: 1<br>LOB: 1<br>BB: 0<br>P: 4 | R: 0<br>E: 0<br>K: 1<br>S: 5 | H: 0<br>LOB: 0<br>BB: 0<br>P: 5 | R: 0<br>E: 0<br>K: 0<br>S: 4 | H: 1<br>LOB: 1<br>BB: 0<br>P: 4 | R: 0<br>E: 0<br>K: 1<br>S: 5 | H: 0<br>LOB: 0<br>BB: 0<br>P: 5 | R: 0<br>E: 0<br>K: 1<br>S: 6 | H: 1<br>LOB: 1<br>BB: 0<br>P: 6 | 1B: 6<br>2B: 0<br>3B: 0<br>HR: 0 | SF: 0<br>SAC: 0<br>DP: 0<br>HBP: 0 | WP: 0<br>PB: 0<br>SB: 1<br>CS: 1 | PA: 33 |
| <b>PITCHER</b><br>Shane Rawley, L (1, 1)<br>ERA: 2.75 | IP<br>9.0                      | WLS<br>W                         | BF<br>33                     | H<br>6                          | R<br>1                       | ER<br>1                         | SO<br>6                      | BB<br>1                         | IBB<br>0                     | HBP<br>0                        | BLK<br>0                     | WP<br>0                         | HR<br>0                      | S<br>44                         | P<br>48                      | ERA<br>1.00                     | WHIP<br>0.778                |                                 |                                  |                                    |                                  |        |
| <b>PITCHER</b>  | IP                             | WLS                              | BF                           | H                               | R                            | ER                              | SO                           | BB                              | IBB                          | HBP                             | BLK                          | WP                              | HR                           | S                               | P                            | ERA                             | WHIP                         |                                 |                                  |                                    |                                  |        |

St. Louis Cardinals @ Philadelphia Phillies  
Veterans Stadium, Philadelphia, PA  
Sun Aug 11 1985, 3:33 AM EDT  
Att: 31,602 - Unknown

livebaseballscorecards.com

AB 32  
R 1  
H 6  
RBI 1  
BB 1  
SO 6  
LOB 6



| Batter   | 1                      | 2                       | 3         | 4                | 5          | 6          | 7         | 8 | 9 |
|--|------------------------|-------------------------|-----------|------------------|------------|------------|-----------|---|---|
| Juan Samuel, R<br>OBP: 0.293, SLG: 0.407 (1, 4)  | 0-0<br>S<br>1B         | 0-0<br>4-3              |           | 0-0<br>CS<br>1B  |            |            | 0-0<br>F9 |   |   |
| Tom Foley, L<br>OBP: 0.261, SLG: 0.306 (1, 6)    | 0-0<br>P5<br>1-2       | 0-0<br>F8               |           | 0-0<br>CS<br>1-2 | 0-0<br>4-3 |            | 0-0<br>1B |   |   |
| Von Hayes, L<br>OBP: 0.358, SLG: 0.441 (1, 8)    | 0-0<br>BB<br>2-H<br>1B |                         | 0-0<br>F8 |                  | 0-0<br>4-3 |            | 0-3<br>K  |   |   |
| Mike Schmidt, R<br>OBP: 0.349, SLG: 0.473 (1, 5) | 0-0<br>F7              |                         | 4-0<br>BB |                  | 0-0<br>HR  |            | 0-3<br>K  |   |   |
| Glenn Wilson, R<br>OBP: 0.301, SLG: 0.413 (1, 9) | 4-0<br>BB<br>1-2<br>BB |                         | 0-3<br>K  |                  | 0-0<br>G3  |            | 0-0<br>1B |   |   |
| Tim Corcoran, L<br>OBP: 0.306, SLG: 0.266 (1, 3) | 0-0<br>1-3             |                         | 0-0<br>F8 |                  |            | 0-0<br>6-3 | 0-3<br>K  |   |   |
| Ozzie Virgil, R<br>OBP: 0.371, SLG: 0.493 (1, 2) |                        | 0-0<br>1B<br>4-3<br>2B  |           | 0-0<br>HR        |            | 0-0<br>5-3 | 0-3<br>K  |   |   |
| John Russell, R<br>OBP: 0.310, SLG: 0.408 (1, 7) |                        | 0-0<br>5-3              |           | 0-0<br>4-3       |            | 0-0<br>F8  |           |   |   |
| Shane Rawley, R<br>OBP: 0.163, SLG: 0.103 (1, 1) |                        | 0-0<br>4-3<br>2-3<br>1B |           | 0-3<br>K         |            |            | 0-3<br>K  |   |   |

| Inning Stats | R: 1 | H: 2 | E: 0 | LOB: 2 | K: 0 | BB: 1 | S: 5 | R: 1 | H: 2 | E: 0 | LOB: 1 | K: 0 | BB: 0 | S: 5 | R: 0 | H: 0 | E: 0 | LOB: 1 | K: 1 | BB: 1 | S: 5 | R: 1 | H: 2 | E: 0 | LOB: 0 | K: 0 | BB: 0 | S: 4 | R: 0 | H: 0 | E: 0 | LOB: 0 | K: 0 | BB: 0 | S: 3 | R: 0 | H: 1 | E: 0 | LOB: 1 | K: 2 | BB: 0 | S: 8 | R: 0 | H: 1 | E: 0 | LOB: 1 | K: 3 | BB: 0 | S: 10 |
|--------------|------|------|------|--------|------|-------|------|------|------|------|--------|------|-------|------|------|------|------|--------|------|-------|------|------|------|------|--------|------|-------|------|------|------|------|--------|------|-------|------|------|------|------|--------|------|-------|------|------|------|------|--------|------|-------|-------|
|              | 1    | 2    | 0    | 2      | 0    | 1     | 5    | 1    | 2    | 0    | 1      | 0    | 0     | 5    | 0    | 0    | 0    | 0      | 1    | 1     | 1    | 5    | 0    | 2    | 0      | 0    | 4     | 0    | 0    | 0    | 0    | 0      | 0    | 3     | 0    | 1    | 0    | 1    | 2      | 0    | 8     | 0    | 1    | 0    | 10   |        |      |       |       |

| PITCHER                           | IP  | WLS | BF | H | R | ER | SO | BB | IBB | HBP | BLK | WP | HR | S  | P  | ERA  | WHIP  |
|-----------------------------------|-----|-----|----|---|---|----|----|----|-----|-----|-----|----|----|----|----|------|-------|
| Bob Forsch, R<br>ERA: 4.36 (1, 1) | 7.0 | L   | 30 | 8 | 4 | 4  | 4  | 2  | 0   | 0   | 0   | 0  | 2  | 36 | 44 | 5.14 | 1.429 |
| Joe Boever, R<br>ERA: 1.04 (8, 1) | 1.0 |     | 4  | 1 | 0 | 0  | 3  | 0  | 0   | 0   | 0   | 0  | 0  | 10 | 10 | 0.00 | 1.000 |

**BOTTOM**


St. Louis Cardinals @ Philadelphia Phillies  
Veterans Stadium, Philadelphia, PA

Sun Aug 11 1985, 3:33 AM EDT  
Att. 31,602 - Unknown

| AB | R | H | RBI | BB | SO | LOB |
|----|---|---|-----|----|----|-----|
| 4  | 1 | 2 | 1   | 0  | 0  | 1   |
| 4  | 0 | 1 | 0   | 0  | 0  | 2   |
| 4  | 0 | 1 | 1   | 0  | 1  | 1   |
| 3  | 1 | 1 | 1   | 1  | 1  | 1   |
| 3  | 0 | 1 | 0   | 1  | 1  | 1   |
| 4  | 0 | 0 | 0   | 0  | 1  | 4   |
| 4  | 2 | 2 | 1   | 0  | 1  | 1   |
| 3  | 0 | 0 | 0   | 0  | 0  | 1   |
| 3  | 0 | 1 | 0   | 0  | 2  | 0   |

|            |           |
|------------|-----------|
| <b>AB</b>  | <b>32</b> |
| <b>R</b>   | <b>4</b>  |
| <b>H</b>   | <b>9</b>  |
| <b>RBI</b> | <b>4</b>  |
| <b>BB</b>  | <b>2</b>  |
| <b>SO</b>  | <b>7</b>  |
| <b>LOB</b> | <b>12</b> |

livebaseballscorecards.com



| WP | PA |
|----|----|
| 0  | 35 |



| Batter   | 1   | 2                               | 3                            | 4                               | 5                            | 6                               | 7                            | 8                               | 9                            | AB R H RBI BB SO LOB            | TOP                          |                                  |                              |                                 |                              |                                  |                              |                                 |                                  |                                    |                                  |        |
|--|---|---------------------------------|------------------------------|---------------------------------|------------------------------|---------------------------------|------------------------------|---------------------------------|------------------------------|---------------------------------|------------------------------|----------------------------------|------------------------------|---------------------------------|------------------------------|----------------------------------|------------------------------|---------------------------------|----------------------------------|------------------------------------|----------------------------------|--------|
| Juan Samuel, R (1, 4)<br>OBP: 0.290, SLG: 0.404    | 0-3<br>K  |                                 | 0-3<br>K                     |                                 |                              | 0-0<br>F9                       |                              | 0-3<br>K                        |                              | 4 0 0 0 0 3 2                   |                              |                                  |                              |                                 |                              |                                  |                              |                                 |                                  |                                    |                                  |        |
| Rick Schu, R (1, 5)<br>OBP: 0.331, SLG: 0.396      | 0-3<br>K  |                                 |                              | 0-0<br>F6                       |                              | 0-3<br>K                        |                              |                                 | 0-0<br>1B HR<br>2B           | 4 1 1 0 0 2 1                   |                              |                                  |                              |                                 |                              |                                  |                              |                                 |                                  |                                    |                                  |        |
| Mike Schmidt, R (1, 3)<br>OBP: 0.348, SLG: 0.471   | 0-0<br>F8   |                                 |                              | 0-0<br>F4                       |                              | 0-3<br>K                        |                              |                                 | 0-0<br>2-3 HR<br>1B          | 4 1 1 0 0 1 1                   |                              |                                  |                              |                                 |                              |                                  |                              |                                 |                                  |                                    |                                  |        |
| Glenn Wilson, R (1, 9)<br>OBP: 0.306, SLG: 0.421   |   | 0-0<br>F8                       |                              | 4-0<br>BB                       |                              |                                 | 4-0<br>G6-4-3<br>BB          |                                 | 0-0<br>1-H<br>3-H<br>HR      | 2 1 1 3 2 0 0                   |                              |                                  |                              |                                 |                              |                                  |                              |                                 |                                  |                                    |                                  |        |
| Ozzie Virgil, R (1, 2)<br>OBP: 0.367, SLG: 0.487   |   | 0-0<br>F4                       |                              | 0-3<br>K                        |                              |                                 | 0-0<br>G6-4-3<br>1-2f        |                                 | 0-3<br>K                     | 4 0 0 0 0 2 2                   |                              |                                  |                              |                                 |                              |                                  |                              |                                 |                                  |                                    |                                  |        |
| Garry Maddox, R (1, 8)<br>OBP: 0.289, SLG: 0.340   |   | 0-0<br>1B                       |                              |                                 | 0-0<br>F3                    |                                 | 0-3<br>K                     |                                 |                              | 3 0 1 0 0 1 0                   |                              |                                  |                              |                                 |                              |                                  |                              |                                 |                                  |                                    |                                  |        |
| Greg Gross, L (9, PH)<br>OBP: 0.352, SLG: 0.297    |   |                                 |                              |                                 |                              |                                 |                              |                                 |                              | 1 0 1 0 0 0 0                   |                              |                                  |                              |                                 |                              |                                  |                              |                                 |                                  |                                    |                                  |        |
| John Russell, R (1, 7)<br>OBP: 0.304, SLG: 0.400   |   | 0-3<br>K                        |                              |                                 | 0-3<br>K                     |                                 |                              | 0-3<br>K                        | 0-0<br>F8                    | 3 0 0 0 0 3 1                   |                              |                                  |                              |                                 |                              |                                  |                              |                                 |                                  |                                    |                                  |        |
| Von Hayes, L (9, PH)<br>OBP: 0.358, SLG: 0.439     |   |                                 |                              |                                 |                              |                                 |                              |                                 |                              | 1 0 0 0 0 0 1                   |                              |                                  |                              |                                 |                              |                                  |                              |                                 |                                  |                                    |                                  |        |
| Luis Aguayo, R (1, 6)<br>OBP: 0.364, SLG: 0.370    |   |                                 | 0-3<br>K                     |                                 | 0-0<br>6-3                   |                                 |                              | 4-0<br>BB                       | 0-0<br>F8                    | 3 0 0 0 1 1 1                   |                              |                                  |                              |                                 |                              |                                  |                              |                                 |                                  |                                    |                                  |        |
| John Denny, R (1, 1)<br>OBP: 0.226, SLG: 0.190     |   |                                 | 0-0<br>F4                    |                                 |                              | 4-0<br>BB                       |                              | 0-3<br>K                        |                              | 1 0 0 0 1 0 0                   |                              |                                  |                              |                                 |                              |                                  |                              |                                 |                                  |                                    |                                  |        |
| Derrel Thomas, S (8, PH)<br>OBP: 0.293, SLG: 0.368 |   |                                 |                              |                                 |                              |                                 |                              |                                 |                              | 1 0 0 0 0 1 1                   |                              |                                  |                              |                                 |                              |                                  |                              |                                 |                                  |                                    |                                  |        |
| Dave Shipanoff, R (8, 1)                           |   |                                 |                              |                                 |                              |                                 |                              |                                 |                              | 0 0 0 0 0 0 0                   |                              |                                  |                              |                                 |                              |                                  |                              |                                 |                                  |                                    |                                  |        |
| <b>Inning Stats</b>                                | R: 0<br>E: 0<br>K: 2<br>S: 7                          | H: 0<br>LOB: 0<br>BB: 0<br>P: 7 | R: 0<br>E: 0<br>K: 1<br>S: 6 | H: 1<br>LOB: 1<br>BB: 0<br>P: 6 | R: 0<br>E: 0<br>K: 2<br>S: 7 | H: 0<br>LOB: 0<br>BB: 0<br>P: 7 | R: 0<br>E: 0<br>K: 1<br>S: 5 | H: 0<br>LOB: 1<br>BB: 1<br>P: 9 | R: 0<br>E: 0<br>K: 1<br>S: 5 | H: 0<br>LOB: 0<br>BB: 0<br>P: 5 | R: 0<br>E: 0<br>K: 2<br>S: 7 | H: 0<br>LOB: 1<br>BB: 1<br>P: 11 | R: 0<br>E: 0<br>K: 1<br>S: 4 | H: 0<br>LOB: 0<br>BB: 1<br>P: 8 | R: 0<br>E: 0<br>K: 3<br>S: 9 | H: 0<br>LOB: 1<br>BB: 1<br>P: 13 | R: 3<br>E: 0<br>K: 1<br>S: 9 | H: 4<br>LOB: 1<br>BB: 0<br>P: 9 | 1B: 3<br>2B: 1<br>3B: 0<br>HR: 1 | SF: 0<br>SAC: 0<br>DP: 1<br>HBP: 0 | WP: 0<br>PB: 0<br>SB: 0<br>CS: 0 | PA: 35 |
| <b>PITCHER</b>                                     | IP WLS BF H R ER SO BB IBB HBP BLK WP HR S P ERA WHIP |                                 |                              |                                 |                              |                                 |                              |                                 |                              |                                 |                              |                                  |                              |                                 |                              |                                  |                              |                                 |                                  |                                    |                                  |        |
| Sid Fernandez, L (1, 1)<br>ERA: 2.68               | 8.0 W 30 3 2 2 13 4 0 0 0 0 0 52 68 2.25 0.875        |                                 |                              |                                 |                              |                                 |                              |                                 |                              |                                 |                              |                                  |                              |                                 |                              |                                  |                              |                                 |                                  |                                    |                                  |        |
| Roger McDowell, R (9, 1)<br>ERA: 2.98              | 0.1 3 2 1 1 1 0 0 0 0 0 1 5 5 27.00 6.000             |                                 |                              |                                 |                              |                                 |                              |                                 |                              |                                 |                              |                                  |                              |                                 |                              |                                  |                              |                                 |                                  |                                    |                                  |        |
| Jesse Orosco, L (9, 1)<br>ERA: 3.18                | 0.2 S 2 0 0 0 0 0 0 0 0 0 0 2 2 0.00 0.000            |                                 |                              |                                 |                              |                                 |                              |                                 |                              |                                 |                              |                                  |                              |                                 |                              |                                  |                              |                                 |                                  |                                    |                                  |        |

Philadelphia Phillies @ New York Mets  
 Shea Stadium, Flushing, NY  
 Mon Aug 12 1985, 7:05 PM EDT  
 Att: 26,577 - Unknown

|     |    |
|-----|----|
| AB  | 31 |
| R   | 3  |
| H   | 5  |
| RBI | 3  |
| BB  | 4  |
| SO  | 14 |
| LOB | 10 |



| Batter   | 1                          | 2          | 3                      | 4          | 5                   | 6                      | 7                | 8                       | 9 |
|--|----------------------------|------------|------------------------|------------|---------------------|------------------------|------------------|-------------------------|---|
| Lenny Dykstra, L<br>OBP: 0.322, SLG: 0.302<br>(1, 8)   | 4-0<br>FC4-6<br>BB         |            | 0-0<br>2B<br>1B        |            | 0-0<br>G4-3<br>1-2f |                        |                  | 0-0<br>F8               |   |
| Wally Backman, S<br>OBP: 0.347, SLG: 0.383<br>(1, 4)   | 0-0<br>FC4-6<br>2B<br>1-2f |            | 0-0<br>1B<br>2B<br>1-H |            |                     | 0-0<br>WP<br>SF9<br>1B |                  | 0-0<br>BB<br>S<br>1B    |   |
| Keith Hernandez, L<br>OBP: 0.387, SLG: 0.438<br>(1, 3)   | 0-0<br>1-H<br>2B           |            | 0-0<br>1B<br>2-H       |            |                     | 0-0<br>SF9<br>1-H      |                  | 0-3<br>K<br>1-2         |   |
| Gary Carter, R<br>OBP: 0.357, SLG: 0.434<br>(1, 2)   | 0-0<br>F9                  |            | 0-0<br>F7              |            |                     | 0-0<br>6-3             |                  | 4-0<br>BB<br>BB         |   |
| Darryl Strawberry, L<br>OBP: 0.383, SLG: 0.548<br>(1, 9)   |                            | 0-0<br>F7  |                        | 0-0<br>6-3 |                     | 0-0<br>4-3             |                  | 4-0<br>BB<br>1-2<br>2-3 |   |
| George Foster, R<br>OBP: 0.327, SLG: 0.484<br>Jesse Orosco, R<br>OBP: 0.333, SLG: 0.333<br>(1, 7)<br>(9, 1)  |                            | 0-0<br>6-3 |                        | 0-0<br>4-3 |                     |                        | 0-0<br>1B<br>1B  | 0-0<br>F4               |   |
| Howard Johnson, S<br>OBP: 0.290, SLG: 0.346<br>(1, 5)  |                            | 0-3<br>K   |                        | 0-3<br>K   |                     |                        | 0-3<br>K         |                         |   |
| Rafael Santana, R<br>OBP: 0.286, SLG: 0.299<br>(1, 6)  |                            |            | 0-0<br>5-3             |            | 0-0<br>6-3          |                        | 0-0<br>1B<br>1-3 |                         |   |
| Sid Fernandez, L<br>OBP: 0.156, SLG: 0.156<br>Roger McDowell, R<br>OBP: 0.214, SLG: 0.154<br>Danny Heep, L<br>OBP: 0.340, SLG: 0.442<br>(1, 1)<br>(9, 1)<br>(9, 7) |                            |            | 0-3<br>K               |            | 0-0<br>G4-3<br>1B   |                        | 0-3<br>K         |                         |   |

| Inning Stats | R: 1 | H: 1 | E: 0 | K: 0 | S: 3 | LOB: 0 | BB: 1 | P: 7 | R: 0 | H: 0 | E: 0 | K: 1 | S: 5 | LOB: 0 | BB: 0 | P: 5 | R: 2 | H: 3 | E: 0 | K: 1 | S: 8 | LOB: 1 | BB: 0 | P: 8 | R: 0 | H: 0 | E: 0 | K: 1 | S: 5 | LOB: 0 | BB: 0 | P: 5 | R: 0 | H: 1 | E: 0 | K: 0 | S: 3 | LOB: 0 | BB: 0 | P: 3 | R: 1 | H: 1 | E: 0 | K: 0 | S: 4 | LOB: 0 | BB: 0 | P: 4 | R: 0 | H: 2 | E: 0 | K: 2 | S: 8 | LOB: 1 | BB: 0 | P: 8 | R: 0 | H: 1 | E: 0 | K: 1 | S: 6 | LOB: 3 | BB: 2 | P: 14 |
|--------------|------|------|------|------|------|--------|-------|------|------|------|------|------|------|--------|-------|------|------|------|------|------|------|--------|-------|------|------|------|------|------|------|--------|-------|------|------|------|------|------|------|--------|-------|------|------|------|------|------|------|--------|-------|------|------|------|------|------|------|--------|-------|------|------|------|------|------|------|--------|-------|-------|
|--------------|------|------|------|------|------|--------|-------|------|------|------|------|------|------|--------|-------|------|------|------|------|------|------|--------|-------|------|------|------|------|------|------|--------|-------|------|------|------|------|------|------|--------|-------|------|------|------|------|------|------|--------|-------|------|------|------|------|------|------|--------|-------|------|------|------|------|------|------|--------|-------|-------|

| PITCHER                              |  | IP  | WLS | BF | H | R | ER | SO | BB | IBB | HBP | BLK | WP | HR | S  | P  | ERA  | WHIP  |
|--------------------------------------|--|-----|-----|----|---|---|----|----|----|-----|-----|-----|----|----|----|----|------|-------|
| John Denny, R<br>ERA: 3.75<br>(1, 1) |  | 7.0 | L   | 27 | 8 | 4 | 4  | 5  | 1  | 0   | 0   | 0   | 1  | 0  | 36 | 40 | 5.14 | 1.286 |
| Dave Shipanoff, R<br>ERA:<br>(8, 1)  |  | 1.0 |     | 6  | 1 | 0 | 0  | 1  | 2  | 0   | 0   | 0   | 0  | 0  | 6  | 14 | 0.00 | 3.000 |

**BOTTOM**

| AB | R | H | RBI | BB | SO | LOB |
|----|---|---|-----|----|----|-----|
| 3  | 1 | 1 | 0   | 1  | 0  | 1   |
| 4  | 3 | 3 | 1   | 0  | 0  | 1   |
| 3  | 0 | 2 | 3   | 0  | 1  | 1   |
| 3  | 0 | 0 | 0   | 1  | 0  | 1   |
| 3  | 0 | 0 | 0   | 1  | 0  | 0   |
| 4  | 0 | 1 | 0   | 0  | 0  | 3   |
| 0  | 0 | 0 | 0   | 0  | 0  | 0   |
| 3  | 0 | 0 | 0   | 0  | 3  | 1   |
| 3  | 0 | 1 | 0   | 0  | 0  | 0   |
| 3  | 0 | 1 | 0   | 0  | 2  | 1   |
| 0  | 0 | 0 | 0   | 0  | 0  | 0   |
| 0  | 0 | 0 | 0   | 0  | 0  | 0   |

|            |           |
|------------|-----------|
| <b>AB</b>  | <b>29</b> |
| <b>R</b>   | <b>4</b>  |
| <b>H</b>   | <b>9</b>  |
| <b>RBI</b> | <b>4</b>  |
| <b>BB</b>  | <b>3</b>  |
| <b>SO</b>  | <b>6</b>  |
| <b>LOB</b> | <b>9</b>  |



| WP | PA | ERA | WHIP |
|----|----|-----|------|
| 2  | 33 |     |      |
| 0  |    |     |      |
| 1  |    |     |      |
| 0  |    |     |      |

**Philadelphia Phillies @ New York Mets**  
**Shea Stadium, Flushing, NY**  
 Mon Aug 12 1985, 7:05 PM EDT  
 Att. 26,577 - Unknown

livebaseballscorecards.com



| Batter  | 1   | 2   | 3   | 4   | 5   | 6   | 7   | 8   | 9   | AB R H RBI BB SO LOB   | TOP                                     |                                     |   |
|---|---|---|---|---|---|---|---|---|---|--|---|-------------------------------------|---|
| Juan Samuel, R (1, 4)<br>OBP: 0.290, SLG: 0.402   | 0-0<br>6-3  |   | 0-0<br>6-3  |   |   | 0-0   |   | 0-0<br>WP<br>1B                                     |   | 4 0 1 0 0 0 0  |   |                                     |   |
| Tom Foley, L (1, 6)<br>Ozzie Virgil, R (8, PH)<br>Larry Andersen, R (8, 1)  | 0-0<br>1B   |   |   | 0-0<br>4-3  |   | 0-3<br>K  |   | 0-0<br>SF8  |   | 3 0 1 0 0 1 0<br>0 0 0 1 0 0 0<br>0 0 0 0 0 0 0                  |   |                                     |   |
| Mike Schmidt, R (1, 3)<br>OBP: 0.347, SLG: 0.469  | 0-0<br>F3   |   |   | 0-0<br>1B<br>1B                                     |   | 0-3<br>K  |   | 0-0<br>F3   |   | 4 0 1 0 0 1 3  |   |                                     |   |
| Von Hayes, L (1, 8)<br>OBP: 0.357, SLG: 0.437   | 0-3<br>K  |   |   | 0-0<br>1-2<br>1B                                    |   | 0-0<br>L9   |   | 0-3<br>K  |   | 4 0 1 0 0 2 3  |   |                                     |   |
| Glenn Wilson, R (1, 9)<br>OBP: 0.305, SLG: 0.422  |   | 0-3<br>K2-3   |   | 0-3<br>K  |   | 0-0<br>6-3  |   | 0-0<br>6-3<br>2B                                    |   | 4 0 1 0 0 2 2  |   |                                     |   |
| Darren Daulton, L (1, 2)<br>Garry Maddox, R (9, PH)<br>OBP: 0.287, SLG: 0.337   |   | 0-0<br>F4   |   | 0-0<br>F7   |   | 0-0<br>HR   |   | 0-0<br>6-3<br>2-3                                   |   | 3 1 1 1 0 0 2<br>1 0 0 0 0 0 1                                   |   |                                     |   |
| John Russell, R (1, 7)<br>OBP: 0.297, SLG: 0.389  |   | 0-0<br>F9   |   |   | 0-3<br>K  |   | 0-3<br>K  |   | 0-3<br>K  | 4 0 0 0 0 3 1  |   |                                     |   |
| Rick Schu, R (1, 5)<br>OBP: 0.329, SLG: 0.394   |   |   | 0-0<br>F7   |   | 0-3<br>K  |   |   | 0-0<br>1B<br>SF8<br>1B                              | 0-0<br>6-3  | 4 1 1 0 0 1 1  |   |                                     |   |
| Charles Hudson, S (1, 1)<br>Dave Rucker, L (6, 1)<br>Greg Gross, L (8, PH)<br>Luis Aguayo, R (8, 6)<br>OBP: 0.364, SLG: 0.370 |   | 0-0<br>1-3  |   |   | 0-0   |   |   | 0-0<br>SF8<br>1B                                    |   | 2 0 0 0 0 0 0<br>0 0 0 0 0 0 0<br>1 0 1 0 0 0 0<br>0 0 0 0 0 0 0 |   |                                     |   |
| <b>Inning Stats</b>   | R: 0 H: 1<br>E: 0 LOB: 1<br>K: 1 BB: 0<br>S: 6 P: 6   | R: 0 H: 0<br>E: 0 LOB: 0<br>K: 1 BB: 0<br>S: 5 P: 5 | R: 0 H: 0<br>E: 0 LOB: 0<br>K: 0 BB: 0<br>S: 3 P: 3 | R: 0 H: 2<br>E: 0 LOB: 2<br>K: 1 BB: 0<br>S: 7 P: 7 | R: 0 H: 0<br>E: 0 LOB: 0<br>K: 2 BB: 0<br>S: 7 P: 7 | R: 0 H: 0<br>E: 0 LOB: 0<br>K: 2 BB: 0<br>S: 7 P: 7 | R: 1 H: 1<br>E: 0 LOB: 0<br>K: 1 BB: 0<br>S: 6 P: 6 | R: 1 H: 3<br>E: 0 LOB: 2<br>K: 1 BB: 0<br>S: 8 P: 8 | R: 0 H: 1<br>E: 0 LOB: 1<br>K: 1 BB: 0<br>S: 6 P: 6 | 1B: 6 SF: 1<br>2B: 1 SAC: 0<br>3B: 0 DP: 0<br>HR: 1 HBP: 0       | WP: 1 PA: 35<br>PB: 0<br>SB: 0<br>CS: 0 |                                     |   |
| <b>PITCHER</b>  | IP WLS BF H R ER SO BB IBB HBP BLK WP HR S P ERA WHIP |   |   |   |   |   |   |   |   |  |   | <b>PITCHER</b>                      | IP WLS BF H R ER SO BB IBB HBP BLK WP HR S P ERA WHIP |
| Rick Aguilera, R (1, 1)<br>ERA: 2.74  | 7.0 W 28 7 2 2 8 0 0 0 0 0 0 1 44 44 2.57 1.000       |   |   |   |   |   |   |   |   |  |   | Jesse Orosco, L (8, 1)<br>ERA: 3.06 | 2.0 S 7 1 0 0 2 0 0 0 0 0 1 0 11 11 0.00 0.500        |

Philadelphia Phillies @ New York Mets  
 Shea Stadium, Flushing, NY  
 Tue Aug 13 1985, 7:05 PM EDT  
 Att: 31,186 - Unknown

livebaseballscorecards.com

|     |    |
|-----|----|
| AB  | 34 |
| R   | 2  |
| H   | 8  |
| RBI | 2  |
| BB  | 0  |
| SO  | 10 |
| LOB | 13 |



BOTTOM

Philadelphia Phillies @ New York Mets  
Shea Stadium, Flushing, NY  
Tue Aug 13 1985, 7:05 PM EDT  
Att. 31,186 - Unknown

livebaseballscorecards.com

|     |    |
|-----|----|
| AB  | 32 |
| R   | 4  |
| H   | 10 |
| RBI | 4  |
| BB  | 4  |
| SO  | 4  |
| LOB | 24 |



|     |   |     |    |
|-----|---|-----|----|
| WP: | 1 | PA: | 37 |
| PB: | 0 | SB: | 2  |
| CS: | 0 |     |    |

| AB  | R | H    | RBI | BB | SO | LOB |
|-----|---|------|-----|----|----|-----|
| 4   | 1 | 1    | 1   | 1  | 0  | 3   |
| 4   | 0 | 3    | 1   | 0  | 0  | 1   |
| 4   | 0 | 0    | 0   | 0  | 0  | 5   |
| 3   | 0 | 0    | 0   | 1  | 0  | 3   |
| 3   | 1 | 2    | 0   | 1  | 1  | 2   |
| 4   | 1 | 1    | 1   | 0  | 1  | 4   |
| 3   | 1 | 1    | 0   | 1  | 0  | 2   |
| 4   | 0 | 0    | 0   | 0  | 1  | 4   |
| 2   | 0 | 2    | 1   | 0  | 0  | 0   |
| 1   | 0 | 0    | 0   | 0  | 1  | 0   |
| 1B: | 7 | SF:  | 0   |    |    |     |
| 2B: | 2 | SAC: | 1   |    |    |     |
| 3B: | 1 | DP:  | 1   |    |    |     |
| HR: | 0 | HBP: | 0   |    |    |     |

| Batter   | 1   | 2  | 3   | 4   | 5  | 6   | 7   | 8   | 9                                |                                    |  |                    |             |
|--|---|--|---|---|--|---|---|---|----------------------------------|------------------------------------|--|--------------------|-------------|
| Lenny Dykstra, L<br>OBP: 0.324, SLG: 0.313<br>(1, 8)     | FC6-5 BLK<br>BB<br>4-0                                  |  | L8<br>0-0   | G6-4-3<br>1-2f<br>0-0   |  | 2B<br>3B<br>2-H<br>0-0  |   | G1<br>0-0   |                                  |                                    |  |                    |             |
| Wally Backman, S<br>OBP: 0.351, SLG: 0.391<br>(1, 4)     | F8<br>0-0   |  | 3-1<br>1B<br>1-2  |   | S<br>1B<br>0-0   | 2B<br>0-0   |   |   |                                  |                                    |  |                    |             |
| Keith Hernandez, L<br>OBP: 0.384, SLG: 0.434<br>(1, 3)   | FC6-5<br>1-3<br>0-0                                     |  | 3-1<br>1-2<br>2-3<br>0-0  |   | F9<br>1-2<br>0-0   | 1-3<br>0-0  |   |   |                                  |                                    |  |                    |             |
| Gary Carter, R<br>OBP: 0.356, SLG: 0.431<br>(1, 2)       | F8<br>0-0   |  | L4<br>0-0   |   | BB<br>4-0  |   | F8<br>0-0   |   |                                  |                                    |  |                    |             |
| Darryl Strawberry, L<br>OBP: 0.388, SLG: 0.549<br>(1, 9) |   | WP<br>BB<br>4-0  |   | 2B<br>1B<br>0-0   | K<br>0-3   |   | FC6-4<br>1B<br>0-0  |   |                                  |                                    |  |                    |             |
| George Foster, R<br>OBP: 0.327, SLG: 0.484<br>(1, 7)     |   | K<br>1-2<br>0-3  |   | 1B<br>2B<br>1-H<br>0-0  | L8<br>0-0  |   | F4<br>0-0   |   |                                  |                                    |  |                    |             |
| Howard Johnson, S<br>OBP: 0.293, SLG: 0.346<br>(1, 5)    |   | F9<br>0-0  |   | 1B<br>1B<br>S<br>2-3<br>0-0                                     |  | SH1-3<br>3B<br>BB<br>4-0  | FC6-4<br>1-2f<br>0-0  |   |                                  |                                    |  |                    |             |
| Rafael Santana, R<br>OBP: 0.283, SLG: 0.296<br>(1, 6)    |   | K<br>0-3   |   | L3<br>0-0   |  | P4<br>0-0   |   | 6-3<br>0-0  |                                  |                                    |  |                    |             |
| Rick Aguilera, R<br>OBP: 0.429, SLG: 0.500<br>(1, 1)     |   |  |   | 3-1<br>1B<br>0-0  |  | SH1-3<br>1-2<br>0-0   |   | K<br>0-3  |                                  |                                    |  |                    |             |
| Jesse Orosco, R<br>OBP: 0.250, SLG: 0.250<br>(8, 1)      |   |  |   | G6-4-3<br>1B<br>1-3<br>3-H<br>0-0                               |  |   |   |   |                                  |                                    |  |                    |             |
| Inning Stats   | R: 0<br>E: 0<br>K: 3<br>H: 0<br>LOB: 1<br>BB: 1<br>P: 7 | R: 0<br>E: 0<br>K: 2<br>S: 7<br>H: 0<br>LOB: 1<br>BB: 1<br>P: 11 | R: 0<br>E: 0<br>K: 0<br>S: 5<br>H: 2<br>LOB: 2<br>BB: 0<br>P: 5 | R: 2<br>E: 0<br>K: 0<br>S: 6<br>H: 4<br>LOB: 1<br>BB: 0<br>P: 6 | R: 0<br>E: 0<br>K: 1<br>S: 6<br>H: 1<br>LOB: 2<br>BB: 1<br>P: 10 | R: 2<br>E: 0<br>K: 0<br>S: 5<br>H: 2<br>LOB: 1<br>BB: 1<br>P: 9 | R: 0<br>E: 0<br>K: 0<br>S: 4<br>H: 1<br>LOB: 1<br>BB: 0<br>P: 4 | R: 0<br>E: 0<br>K: 1<br>S: 5<br>H: 0<br>LOB: 0<br>BB: 0<br>P: 5 | 1B: 7<br>2B: 2<br>3B: 1<br>HR: 0 | SF: 0<br>SAC: 1<br>DP: 1<br>HBP: 0 | WP: 1<br>PA: 37<br>PB: 0<br>SB: 2<br>CS: 0 |                    |             |
| PITCHER  | IP<br>WLS<br>L  | BF<br>H<br>R   | ER<br>SO  | BB<br>IBB<br>HBP<br>BLK   | WP<br>HR<br>S<br>P   | ERA<br>WHIP   | PITCHER   | IP<br>WLS<br>L  | BF<br>H<br>R                     | ER<br>SO                           | BB<br>IBB<br>HBP<br>BLK                    | WP<br>HR<br>S<br>P | ERA<br>WHIP |
| Charles Hudson, R<br>ERA: 4.04<br>(1, 1)                 | 5.2   | 29   | 4   | 4   | 3  | 6.35  |   |   |                                  |                                    |  |                    |             |
| Dave Rucker, L<br>ERA: 4.3<br>(6, 1)                     | 1.1   | 5  | 1   | 0   | 0  | 0.00  |   |   |                                  |                                    |  |                    |             |
| Larry Andersen, R<br>ERA: 4.89<br>(8, 1)                 | 1.0   | 3  | 0   | 0   | 1  | 0.00  |   |   |                                  |                                    |  |                    |             |



| Batter   | 1   | 2                               | 3                            | 4                               | 5                            | 6                               | 7                              | 8                               | 9                            | AB R H RBI BB SO LOB            | TOP                          |                                 |                              |                                 |                              |                                 |                                  |                                    |                                  |        |
|--|---|---------------------------------|------------------------------|---------------------------------|------------------------------|---------------------------------|--------------------------------|---------------------------------|------------------------------|---------------------------------|------------------------------|---------------------------------|------------------------------|---------------------------------|------------------------------|---------------------------------|----------------------------------|------------------------------------|----------------------------------|--------|
| Greg Gross, L (1, 7)<br>OBP: 0.345, SLG: 0.292   | 0-0<br>6-3  |                                 | 0-0<br>FC4-6<br>1B           |                                 | 0-0<br>4-3                   |                                 | 0-0<br>4-3                     |                                 | 0-0<br>4-3                   | 5 0 0 0 0 0 5                   |                              |                                 |                              |                                 |                              |                                 |                                  |                                    |                                  |        |
| Tom Foley, L (1, 6)<br>OBP: 0.262, SLG: 0.305    | 0-0<br>G1   |                                 | 0-0<br>1B                    |                                 |                              | 0-0<br>F8                       |                                | 0-0<br>4-3                      |                              | 4 0 1 0 0 0 0                   |                              |                                 |                              |                                 |                              |                                 |                                  |                                    |                                  |        |
| Juan Samuel, R (1, 4)<br>OBP: 0.288, SLG: 0.399  | 0-3<br>K  |                                 | 0-0<br>4-3                   |                                 |                              | 0-0<br>6-3                      |                                | 0-3<br>K                        |                              | 4 0 0 0 0 2 2                   |                              |                                 |                              |                                 |                              |                                 |                                  |                                    |                                  |        |
| Mike Schmidt, R (1, 3)<br>OBP: 0.346, SLG: 0.469 |   | 0-0<br>F8                       |                              | 0-0<br>WP<br>2B                 |                              | 0-3<br>K                        |                                | 0-0<br>5-3                      |                              | 4 0 1 0 0 1 0                   |                              |                                 |                              |                                 |                              |                                 |                                  |                                    |                                  |        |
| Von Hayes, L (1, 8)<br>OBP: 0.358, SLG: 0.441    |   | 0-0<br>2B                       |                              | 0-0<br>5-3                      |                              | 0-0<br>F8<br>1B<br>1B           |                                | 0-0<br>F7                       |                              | 4 1 2 0 0 0 1                   |                              |                                 |                              |                                 |                              |                                 |                                  |                                    |                                  |        |
| Glenn Wilson, R (1, 9)<br>OBP: 0.307, SLG: 0.423 |   | 0-0<br>1-3                      |                              | 0-3<br>K2-3                     |                              | 4-0<br>1B<br>1-2<br>BB          |                                | 0-0<br>1B<br>2B                 |                              | 3 1 1 0 1 1 2                   |                              |                                 |                              |                                 |                              |                                 |                                  |                                    |                                  |        |
| Ozzie Virgil, R (1, 2)<br>OBP: 0.362, SLG: 0.481 |   | 0-3<br>K                        |                              | 0-0<br>6-3<br>2-3               |                              | 0-0<br>F8<br>2-3                |                                | 0-0<br>6-3                      |                              | 4 0 0 0 0 1 5                   |                              |                                 |                              |                                 |                              |                                 |                                  |                                    |                                  |        |
| Rick Schu, R (1, 5)<br>OBP: 0.332, SLG: 0.393    |   |                                 | 0-0<br>E6<br>FC3-6           |                                 | 0-0<br>F8                    |                                 | 0-0<br>SH3<br>1-3<br>3-H<br>1B |                                 | 4-0<br>1B<br>IBB             | 3 0 1 1 1 0 0                   |                              |                                 |                              |                                 |                              |                                 |                                  |                                    |                                  |        |
| Kevin Gross, R (1, 1)<br>OBP: 0.204, SLG: 0.213  |   |                                 | 0-0<br>FC3-6<br>FC4-6        |                                 | 0-3<br>K                     |                                 | 0-0<br>SH3                     |                                 | 0-0<br>1B                    | 3 0 1 1 0 1 1                   |                              |                                 |                              |                                 |                              |                                 |                                  |                                    |                                  |        |
| Don Carman, L (9, 1)                             |   |                                 |                              |                                 |                              |                                 |                                |                                 |                              | 0 0 0 0 0 0 0                   |                              |                                 |                              |                                 |                              |                                 |                                  |                                    |                                  |        |
| <b>Inning Stats</b>                              | R: 0<br>E: 0<br>K: 1<br>S: 5                          | H: 0<br>LOB: 0<br>BB: 0<br>P: 5 | R: 0<br>E: 0<br>K: 1<br>S: 6 | H: 1<br>LOB: 1<br>BB: 0<br>P: 6 | R: 0<br>E: 1<br>K: 0<br>S: 5 | H: 1<br>LOB: 2<br>BB: 0<br>P: 5 | R: 0<br>E: 0<br>K: 1<br>S: 6   | H: 1<br>LOB: 1<br>BB: 0<br>P: 6 | R: 0<br>E: 0<br>K: 1<br>S: 5 | H: 0<br>LOB: 0<br>BB: 0<br>P: 5 | R: 1<br>E: 0<br>K: 0<br>S: 5 | H: 2<br>LOB: 2<br>BB: 1<br>P: 9 | R: 0<br>E: 0<br>K: 1<br>S: 5 | H: 0<br>LOB: 0<br>BB: 0<br>P: 5 | R: 1<br>E: 0<br>K: 0<br>S: 5 | H: 2<br>LOB: 2<br>BB: 1<br>P: 9 | 1B: 4<br>2B: 3<br>3B: 0<br>HR: 0 | SF: 0<br>SAC: 1<br>DP: 0<br>HBP: 0 | WP: 1<br>PB: 0<br>SB: 0<br>CS: 0 | PA: 37 |
| <b>PITCHER</b>                                   | IP WLS BF H R ER SO BB IBB HBP BLK WP HR S P ERA WHIP |                                 |                              |                                 |                              |                                 |                                |                                 |                              |                                 |                              |                                 |                              |                                 |                              |                                 |                                  |                                    |                                  |        |
| Ron Darling, R (1, 1)<br>ERA: 2.92               | 7.0 L 28 5 1 1 5 1 0 0 0 0 1 0 37 41 1.29 0.857       |                                 |                              |                                 |                              |                                 |                                |                                 |                              |                                 |                              |                                 |                              |                                 |                              |                                 |                                  |                                    |                                  |        |
| Roger McDowell, R (8, 1)<br>ERA: 3.01            | 2.0 9 2 1 1 1 0 1 0 0 0 0 0 10 14 4.50 1.000          |                                 |                              |                                 |                              |                                 |                                |                                 |                              |                                 |                              |                                 |                              |                                 |                              |                                 |                                  |                                    |                                  |        |

Philadelphia Phillies @ New York Mets  
 Shea Stadium, Flushing, NY  
 Wed Aug 14 1985, 7:05 PM EDT  
 Att: 31,549 - Unknown

livebaseballscorecards.com

|     |    |
|-----|----|
| AB  | 34 |
| R   | 2  |
| H   | 7  |
| RBI | 2  |
| BB  | 2  |
| SO  | 6  |
| LOB | 16 |



BOTTOM

Philadelphia Phillies @ New York Mets  
Shea Stadium, Flushing, NY  
Wed Aug 14 1985, 7:05 PM EDT  
Att. 31,549 - Unknown

livebaseballscores.com

AB 29  
R 1  
H 6  
RBI 0  
BB 8  
SO 7  
LOB 22



WP: 0 PA: 39  
PB: 0  
SB: 0  
CS: 2

AB R H RBI BB SO LOB

3 0 2 0 1 0 1  
0 0 0 0 1 0 0

4 0 1 0 1 1 5

5 0 0 0 0 2 9

4 0 0 0 0 1 1

3 0 1 0 1 1 0

4 0 1 0 0 0 2

2 1 0 0 2 1 1

2 0 1 0 1 0 2

0 0 0 0 1 0 0

0 0 0 0 0 0 0

2 0 0 0 0 1 1

0 0 0 0 0 0 0

0 0 0 0 0 0 0

0 0 0 0 0 0 0

1B: 6 SF: 0  
2B: 1 SAC: 2  
3B: 0 DP: 3  
HR: 0 HBP: 0

| Batter  | 1                      | 2                 | 3          | 4         | 5                        | 6          | 7                  | 8         | 9  |
|---|------------------------|-------------------|------------|-----------|--------------------------|------------|--------------------|-----------|--|
| Lenny Dykstra, L (1, 8)<br>Tom Paciorek, R (9, PH)<br>OBP: 0.333, SLG: 0.320<br>OBP: 0.305, SLG: 0.275  | 0-0<br>CS 1B<br>1B     |                   | 0-0<br>1B  |           | 4-0<br>1-2<br>BB<br>BB   |            | 0-0<br>F8          |           | 4-0<br>FC5-2<br>IBB                          |
| Wally Backman, S (1, 4)<br>OBP: 0.352, SLG: 0.389   | 0-0<br>CS<br>1-2<br>1B |                   | 0-0<br>F5  |           | 4-0<br>1-2<br>2-3<br>BB  |            | 0-3<br>K           |           | 0-0<br>FC5-2<br>G4-6-3<br>1-2<br>2-3<br>3-Hf |
| Keith Hernandez, L (1, 3)<br>OBP: 0.380, SLG: 0.428   | 0-3<br>K<br>1-2<br>2-3 |                   | 0-0<br>6-3 |           | 0-3<br>K                 |            |                    | 0-0<br>F7 | 0-0<br>G4-6-3<br>1-2f                        |
| Gary Carter, R (1, 2)<br>OBP: 0.353, SLG: 0.426   | 0-0<br>F9              |                   |            | 0-0<br>F6 |                          | 0-0<br>1-3 |                    | 0-3<br>K  |  |
| Darryl Strawberry, L (1, 9)<br>OBP: 0.390, SLG: 0.546   |                        | 0-0<br>G3         |            | 0-3<br>K  |                          | 0-0<br>1B  |                    | 4-0<br>BB |  |
| Danny Heep, L (1, 7)<br>OBP: 0.339, SLG: 0.438  |                        | 0-0<br>E8<br>1B   |            | 0-0<br>F8 |                          | 0-0<br>F7  |                    | 0-0<br>L6 |  |
| Howard Johnson, S (1, 5)<br>OBP: 0.296, SLG: 0.343  |                        | 4-0<br>G4-3<br>BB |            |           | 0-3<br>K                 | 0-0<br>F9  |                    |           | 4-0<br>BB<br>SH<br>BB                        |
| Rafael Santana, R (1, 6)<br>Rusty Staub, L (9, PH)<br>Rick Aguilera, R (9, PR)<br>OBP: 0.286, SLG: 0.297<br>OBP: 0.350, SLG: 0.344<br>OBP: 0.429, SLG: 0.500  |                        | 0-0<br>G4-3       |            |           | 4-0<br>FC1-6<br>BB       |            | 0-0<br>SH1-4<br>1B |           | 4-0<br>SH<br>FC5-2<br>BB                     |
| Ron Darling, R (1, 1)<br>Roger McDowell, R (8, 1)<br>Clint Hurdle, L (9, PH)<br>Ron Gardenhire, R (9, PH)<br>OBP: 0.220, SLG: 0.276<br>OBP: 0.214, SLG: 0.154<br>OBP: 0.351, SLG: 0.435<br>OBP: 0.394, SLG: 0.240 |                        |                   | 0-3<br>K   |           | 0-0<br>FC1-6<br>BB<br>BB |            | 0-0<br>SH1-4       |           | 0-0<br>SH<br>FC5-2<br>1-3<br>2-H             |

| Inning Stats | R: 0 | H: 2 | E: 0 | K: 1 | S: 6 | LOB: 1 | BB: 0 | P: 6 | R: 0 | H: 1 | E: 1 | K: 0 | S: 3 | LOB: 1 | BB: 1 | P: 7 | R: 0 | H: 1 | E: 0 | K: 1 | S: 6 | LOB: 1 | BB: 0 | P: 6 | R: 0 | H: 0 | E: 0 | K: 1 | S: 5 | LOB: 0 | BB: 0 | P: 5 | R: 0 | H: 1 | E: 0 | K: 0 | S: 4 | LOB: 1 | BB: 0 | P: 4 | R: 0 | H: 1 | E: 0 | K: 1 | S: 6 | LOB: 1 | BB: 0 | P: 6 | R: 0 | H: 0 | E: 1 | K: 0 | S: 3 | LOB: 3 | BB: 3 | P: 15 | 1B: 6 | SF: 0 | 2B: 1 | SAC: 2 | 3B: 0 | DP: 3 | HR: 0 | HBP: 0 | WP: 0 | PA: 39 |
|--------------|------|------|------|------|------|--------|-------|------|------|------|------|------|------|--------|-------|------|------|------|------|------|------|--------|-------|------|------|------|------|------|------|--------|-------|------|------|------|------|------|------|--------|-------|------|------|------|------|------|------|--------|-------|------|------|------|------|------|------|--------|-------|-------|-------|-------|-------|--------|-------|-------|-------|--------|-------|--------|
|--------------|------|------|------|------|------|--------|-------|------|------|------|------|------|------|--------|-------|------|------|------|------|------|------|--------|-------|------|------|------|------|------|------|--------|-------|------|------|------|------|------|------|--------|-------|------|------|------|------|------|------|--------|-------|------|------|------|------|------|------|--------|-------|-------|-------|-------|-------|--------|-------|-------|-------|--------|-------|--------|

| PITCHER                            | IP  | WLS | BF | H | R | ER | SO | BB | IBB | HBP | BLK | WP | HR | S  | P  | ERA  | WHIP  |
|------------------------------------|-----|-----|----|---|---|----|----|----|-----|-----|-----|----|----|----|----|------|-------|
| Kevin Gross, R (1, 1)<br>ERA: 2.91 | 8.0 | W   | 35 | 6 | 1 | 0  | 7  | 7  | 0   | 0   | 0   | 0  | 0  | 42 | 70 | 0.00 | 1.625 |
| Don Carman, L (9, 1)<br>ERA: 2.49  | 1.0 | S   | 4  | 0 | 0 | 0  | 0  | 0  | 1   | 0   | 0   | 0  | 0  | 3  | 7  | 0.00 | 0.000 |



| Batter   | 1  | 2   | 3   | 4   | 5   | 6   | 7  | 8   | 9   | AB R H RBI BB SO LOB                                       | TOP   |                |   |
|--|--|---|---|---|---|---|--|---|---|--|---|----------------|---|
| <b>Greg Gross, L</b> (1, 7)<br><small>OBP: 0.354, SLG: 0.295</small><br><b>Ozzie Virgil, R</b> (8, PH)<br><small>OBP: 0.363, SLG: 0.482</small><br><b>Don Carman, L</b> (8, 1)   | 4-0<br>  | 0-0<br>4-3<br>                                      |   | 0-0<br>G6-3<br>                                     |   |   | 4-0<br>SH1-4<br>                                     | 0-0<br>   |   | 2 1 1 0 2 0 1<br>1 0 1 1 0 0 0<br>0 0 0 0 0 0 0            | <b>Philadelphia Phillies @ New York Mets</b><br>Shea Stadium, Flushing, NY<br>Thu Aug 15 1985, 3:33 AM EDT<br>Att: 36,663 - Unknown<br><br>livebaseballscorecards.com |                |   |
| <b>Tom Foley, L</b> (1, 6)<br><small>OBP: 0.260, SLG: 0.295</small>  | 0-0<br>FC4-6<br>   |   | 0-3<br>K<br>  | 0-0<br>G6-3<br>                                     |   |   | 4-0<br>  | 0-0<br>F9<br>                                       |   | 4 1 0 0 1 1 3  |   |                |   |
| <b>Juan Samuel, R</b> (1, 4)<br><small>OBP: 0.287, SLG: 0.402</small>  | 0-0<br>6-3<br>   |   | 0-0<br>   |   | 0-0<br>G3<br>                                       |   | 0-0<br>SH1-4<br>                                     | 0-3<br>K<br>  |   | 4 1 1 0 0 1 2  |   |                |   |
| <b>Mike Schmidt, R</b> (1, 3)<br><small>OBP: 0.351, SLG: 0.478</small>   | 0-0<br>  |   | 0-0<br>   |   | 0-0<br>F8<br>                                       |   | 4-0<br>FC1-2<br>                                     | 4-0<br>   |   | 3 1 2 3 2 0 0  |   |                |   |
| <b>Von Hayes, L</b> (1, 8)<br><small>OBP: 0.354, SLG: 0.435</small><br>(8, 7)  | 0-0<br>F7<br>  |   | 0-0<br>F8<br>   |   | 0-0<br>G3<br>                                       |   | 0-0<br>E6<br>  | 0-0<br>FC3-6<br>                                    |   | 5 0 0 1 0 0 4  |   |                |   |
| <b>Glenn Wilson, R</b> (1, 9)<br><small>OBP: 0.310, SLG: 0.428</small>   |  | 0-0<br>   |   | 0-0<br>   |   | 0-0<br>   | 0-0<br>FC1-2<br>                                     | 0-0<br>F9<br>                                       |   | 5 1 3 0 0 0 4  |   |                |   |
| <b>Darren Daulton, L</b> (1, 2)<br><small>OBP: 0.333, SLG: 0.313</small><br><b>John Wockenfuss, R</b> (9, PH)<br><small>OBP: 0.311, SLG: 0.162</small>   |  | 0-3<br>K<br>  | 0-3<br>K<br>  |   |   | 0-3<br>K<br>  | 0-0<br>G3<br>  | 0-0<br>F4<br>                                       |   | 4 0 0 0 0 3 6<br>1 0 0 0 0 0 1                             |   |                |   |
| <b>Rick Schu, R</b> (1, 5)<br><small>OBP: 0.339, SLG: 0.412</small>  |  | 0-0<br>E8<br>                                       |   | 0-0<br>   |   | 0-3<br>K<br>  |  | 0-0<br>   |   | 4 2 3 1 0 1 1  |   |                |   |
| <b>Jerry Koosman, R</b> (1, 1)<br><small>OBP: 0.111, SLG: 0.088</small><br><b>Dave Shipanoff, R</b> (2, 1)<br><small>OBP: 0.250, SLG: 0.302</small><br><b>Derrel Thomas, S</b> (6, PH)<br><small>OBP: 0.000, SLG: 0.800</small><br><b>Larry Andersen, R</b> (6, 1)<br><small>OBP: 0.306, SLG: 0.266</small><br><b>Dave Rucker, L</b> (7, 1)<br><small>OBP: 0.286, SLG: 0.335</small><br><b>Tim Corcoran, L</b> (8, PH)<br><small>OBP: 0.286, SLG: 0.335</small><br><b>Garry Maddox, R</b> (8, PH)<br><small>OBP: 0.286, SLG: 0.335</small><br>(8, 8) |  | 0-0<br>6-3<br>                                      |   | 0-3<br>K<br>  |   | 0-0<br>F9<br>                                       | 0-0<br>5-3<br>                                       |   | 1 0 0 1 0 0 1<br>1 0 0 0 0 1 0<br>1 0 0 0 0 0 1<br>0 0 0 0 0 0 0<br>0 0 0 0 0 0 0<br>0 0 0 0 0 0 0<br>1 0 0 0 0 0 1 |  |   |                |   |
| <b>Inning Stats</b>  | R: 1 H: 1<br>E: 0 LOB: 1<br>K: 0 BB: 1<br>S: 4 P: 8                                      | R: 1 H: 2<br>E: 1 LOB: 1<br>K: 1 BB: 0<br>S: 7 P: 7 | R: 2 H: 3<br>E: 0 LOB: 1<br>K: 2 BB: 0<br>S: 10 P: 10 | R: 1 H: 2<br>E: 0 LOB: 0<br>K: 1 BB: 0<br>S: 6 P: 6 | R: 0 H: 0<br>E: 0 LOB: 0<br>K: 0 BB: 0<br>S: 3 P: 3 | R: 0 H: 1<br>E: 0 LOB: 1<br>K: 2 BB: 0<br>S: 8 P: 8 | R: 1 H: 0<br>E: 1 LOB: 3<br>K: 0 BB: 3<br>S: 4 P: 16 | R: 1 H: 2<br>E: 0 LOB: 1<br>K: 1 BB: 0<br>S: 7 P: 7 | R: 0 H: 0<br>E: 0 LOB: 1<br>K: 0 BB: 1<br>S: 3 P: 7   | 1B: 7 SF: 0<br>2B: 1 SAC: 1<br>3B: 1 DP: 1<br>HR: 2 HBP: 0 | WP: 1 PA: 43<br>PB: 0<br>SB: 0<br>CS: 0   |                |   |
| <b>PITCHER</b>   | IP WLS BF H R ER SO BB IBB HBP BLK WP HR S P ERA WHIP                                    |   |   |   |   |   |  |   |   |  |   | <b>PITCHER</b> | IP WLS BF H R ER SO BB IBB HBP BLK WP HR S P ERA WHIP |
| <b>Dwight Gooden, R</b> (1, 1)<br><small>ERA: 1.82</small>   | 5.0<br>23<br>8<br>5<br>5<br>4<br>1<br>0<br>0<br>0<br>1<br>2<br>30<br>34<br>9.00<br>1.800 |   |   |   |   |   |  |   |   |  |   |                |   |
| <b>Terry Leach, R</b> (6, 1)<br><small>ERA: 2.08</small>   | 1.1<br>8<br>1<br>1<br>1<br>2<br>2<br>1<br>0<br>0<br>0<br>0<br>9<br>21<br>6.75<br>2.250   |   |   |   |   |   |  |   |   |  |   |                |   |
| <b>Tom Gorman, L</b> (7, 1)<br><small>ERA: 5.24</small>  | 0.0<br>1<br>0<br>0<br>0<br>0<br>0<br>0<br>0<br>0<br>0<br>0<br>1<br>1<br>∞<br>∞           |   |   |   |   |   |  |   |   |  |   |                |   |
| <b>Doug Sisk, R</b> (7, 1)<br><small>ERA: 5.82</small>   | 0.2<br>3<br>1<br>1<br>1<br>0<br>0<br>0<br>0<br>0<br>0<br>0<br>3<br>3<br>13.50<br>1.500   |   |   |   |   |   |  |   |   |  |   |                |   |
| <b>Jesse Orosco, L</b> (8, 1)<br><small>ERA: 2.95</small>  | 2.0 W<br>8<br>1<br>0<br>0<br>1<br>1<br>0<br>0<br>0<br>0<br>0<br>9<br>13<br>0.00<br>1.000 |   |   |   |   |   |  |   |   |  |   |                |   |



BOTTOM

Philadelphia Phillies @ New York Mets  
Shea Stadium, Flushing, NY  
Thu Aug 15 1985, 3:33 AM EDT  
Att. 36,663 - Unknown

livebaseballscorecards.com

|     |    |
|-----|----|
| AB  | 34 |
| R   | 10 |
| H   | 10 |
| RBI | 8  |
| BB  | 5  |
| SO  | 4  |
| LOB | 11 |



|     |   |     |    |
|-----|---|-----|----|
| WP: | 0 | PA: | 40 |
| PB: | 0 | SB: | 0  |
| CS: | 0 |     |    |

| AB  | R | H    | RBI | BB  | SO | LOB |    |
|-----|---|------|-----|-----|----|-----|----|
| 3   | 3 | 1    | 0   | 2   | 0  | 1   |    |
| 3   | 2 | 2    | 2   | 1   | 1  | 1   |    |
| 1   | 1 | 1    | 1   | 0   | 0  | 0   |    |
| 5   | 0 | 1    | 1   | 0   | 0  | 2   |    |
| 2   | 1 | 2    | 2   | 0   | 0  | 0   |    |
| 2   | 0 | 0    | 0   | 0   | 0  | 2   |    |
| 1   | 0 | 0    | 0   | 0   | 0  | 1   |    |
| 2   | 1 | 0    | 0   | 2   | 0  | 2   |    |
| 4   | 1 | 1    | 2   | 0   | 0  | 2   |    |
| 1   | 0 | 0    | 0   | 0   | 0  | 0   |    |
| 3   | 0 | 0    | 0   | 0   | 1  | 0   |    |
| 4   | 1 | 1    | 0   | 0   | 1  | 0   |    |
| 2   | 0 | 1    | 0   | 0   | 0  | 0   |    |
| 1   | 0 | 0    | 0   | 0   | 1  | 0   |    |
| 0   | 0 | 0    | 0   | 0   | 0  | 0   |    |
| 0   | 0 | 0    | 0   | 0   | 0  | 0   |    |
| 0   | 0 | 0    | 0   | 0   | 0  | 0   |    |
| 1B: | 6 | SF:  | 0   | WP: | 0  | PA: | 40 |
| 2B: | 1 | SAC: | 1   | PB: | 0  |     |    |
| 3B: | 0 | DP:  | 0   | SB: | 0  |     |    |
| HR: | 3 | HBP: | 0   | CS: | 0  |     |    |

| Batter   | 1                            | 2                                | 3                            | 4                               | 5                            | 6                               | 7                            | 8                               | 9                            |                                 |                              |                                 |                              |                                 |                              |                                  |
|--|------------------------------|----------------------------------|------------------------------|---------------------------------|------------------------------|---------------------------------|------------------------------|---------------------------------|------------------------------|---------------------------------|------------------------------|---------------------------------|------------------------------|---------------------------------|------------------------------|----------------------------------|
| Wally Backman, S<br>OBP: 0.356, SLG: 0.389<br>(1, 4)   | 4-0<br>HR<br>BB              | 0-0<br>F3                        |                              | 0-0<br>F7                       |                              |                                 | 0-0<br>1B<br>G3-4-1          | 4-0<br>2B<br>E<br>IBB           |                              |                                 |                              |                                 |                              |                                 |                              |                                  |
| Tom Paciorek, R<br>OBP: 0.315, SLG: 0.303<br>(1, 9)<br>(4, 3)  | 0-0<br>HR                    | 4-0<br>1B<br>BB                  |                              | 0-3<br>K                        |                              |                                 | 0-0<br>1B<br>G3-4-1          | 0-0<br>E<br>2B                  |                              |                                 |                              |                                 |                              |                                 |                              |                                  |
| Lenny Dykstra, L<br>OBP: 0.337, SLG: 0.329<br>(7, PR)<br>(8, 8)  | 1-H<br>HR                    | 1B<br>BB                         |                              |                                 |                              |                                 | 1-3<br>1B                    | 1-3<br>2-H<br>E                 |                              |                                 |                              |                                 |                              |                                 |                              |                                  |
| Darryl Strawberry, L<br>OBP: 0.386, SLG: 0.539<br>(1, 8)<br>(8, 9)   | 0-0<br>F7                    | 0-0<br>1B<br>1B                  |                              | 0-0<br>F8                       |                              |                                 | 0-0<br>G3-4-1                | 0-0<br>E7                       |                              |                                 |                              |                                 |                              |                                 |                              |                                  |
| Gary Carter, R<br>OBP: 0.356, SLG: 0.437<br>(1, 3)<br>Danny Heep, L<br>OBP: 0.336, SLG: 0.434<br>(4, 9)<br>Keith Hernandez, L<br>OBP: 0.379, SLG: 0.427<br>(8, 3)  | 0-0<br>HR                    | 0-0<br>1B                        |                              |                                 | 0-0<br>F8                    |                                 | 0-0<br>6-3                   | 0-0<br>4-3                      |                              |                                 |                              |                                 |                              |                                 |                              |                                  |
| George Foster, R<br>OBP: 0.329, SLG: 0.481<br>(1, 7)   | 4-0<br>HR<br>BB              | 0-0<br>6-3                       |                              |                                 | 0-0<br>F9                    |                                 | 4-0<br>IBB                   |                                 |                              |                                 |                              |                                 |                              |                                 |                              |                                  |
| Ray Knight, R<br>OBP: 0.250, SLG: 0.354<br>(1, 5)  | 0-0<br>HR                    |                                  | 0-0<br>F8                    |                                 | 0-0<br>F5                    |                                 | 0-0<br>F7                    |                                 |                              |                                 |                              |                                 |                              |                                 |                              |                                  |
| Ron Gardenhire, R<br>OBP: 0.382, SLG: 0.231<br>(1, 6)<br>Rafael Santana, R<br>OBP: 0.284, SLG: 0.294<br>(2, 6)   | 0-0<br>3-1                   |                                  | 0-0<br>6-3                   |                                 |                              | 0-0<br>5-3                      |                              | 0-3<br>K                        |                              |                                 |                              |                                 |                              |                                 |                              |                                  |
| Ronn Reynolds, R<br>OBP: 0.313, SLG: 0.355<br>(1, 2)   | 0-3<br>K                     |                                  | 0-0<br>F5                    |                                 |                              | 0-0<br>F8                       |                              | 0-0<br>SH1-4<br>2B<br>1B        |                              |                                 |                              |                                 |                              |                                 |                              |                                  |
| Dwight Gooden, R<br>OBP: 0.250, SLG: 0.209<br>(1, 1)<br>Terry Leach, R<br>OBP: 0.333, SLG: 0.500<br>(6, 1)<br>Tom Gorman, L<br>(7, 1)<br>Doug Sisk, R<br>(7, 1)<br>Jesse Orosco, R<br>OBP: 0.250, SLG: 0.250<br>(8, 1) |                              | 0-0<br>F9                        |                              | 0-0<br>1B                       |                              | 0-3<br>K                        |                              | 0-0<br>SH1-4                    |                              |                                 |                              |                                 |                              |                                 |                              |                                  |
| Inning Stats   | R: 5<br>E: 0<br>K: 1<br>S: 8 | H: 3<br>LOB: 0<br>BB: 2<br>P: 16 | R: 1<br>E: 0<br>K: 0<br>S: 5 | H: 2<br>LOB: 2<br>BB: 1<br>P: 9 | R: 0<br>E: 0<br>K: 0<br>S: 3 | H: 0<br>LOB: 0<br>BB: 0<br>P: 3 | R: 0<br>E: 0<br>K: 1<br>S: 6 | H: 1<br>LOB: 1<br>BB: 0<br>P: 6 | R: 0<br>E: 0<br>K: 0<br>S: 3 | H: 0<br>LOB: 0<br>BB: 0<br>P: 3 | R: 0<br>E: 0<br>K: 1<br>S: 5 | H: 0<br>LOB: 0<br>BB: 0<br>P: 5 | R: 1<br>E: 0<br>K: 0<br>S: 5 | H: 2<br>LOB: 2<br>BB: 1<br>P: 9 | R: 3<br>E: 1<br>K: 1<br>S: 8 | H: 2<br>LOB: 1<br>BB: 1<br>P: 12 |

| PITCHER                                  | IP  | WLS | BF | H | R | ER | SO | BB | IBB | HBP | BLK | WP | HR | S  | P  | ERA   | WHIP  |
|--|-----|-----|----|---|---|----|----|----|-----|-----|-----|----|----|----|----|-------|-------|
| Jerry Koosman, L<br>ERA: 4.2<br>(1, 1)   | 1.2 |     | 13 | 5 | 6 | 6  | 1  | 3  | 0   | 0   | 0   | 0  | 3  | 12 | 24 | 32.40 | 4.800 |
| Dave Shipanoff, R<br>ERA:<br>(2, 1)      | 3.1 |     | 11 | 1 | 0 | 0  | 1  | 0  | 0   | 0   | 0   | 0  | 0  | 13 | 13 | 0.00  | 0.300 |
| Larry Andersen, R<br>ERA: 4.97<br>(6, 1) | 1.0 |     | 5  | 2 | 1 | 1  | 1  | 0  | 0   | 0   | 0   | 0  | 0  | 7  | 7  | 9.00  | 2.000 |
| Dave Rucker, L<br>ERA: 4.2<br>(7, 1)     | 1.0 |     | 4  | 0 | 0 | 0  | 0  | 0  | 1   | 0   | 0   | 0  | 0  | 3  | 7  | 0.00  | 0.000 |
| Don Carman, L<br>ERA: 2.6<br>(8, 1)      | 1.0 | L   | 7  | 2 | 3 | 1  | 1  | 0  | 1   | 0   | 0   | 0  | 0  | 8  | 12 | 9.00  | 2.000 |



| Batter   | 1   | 2  | 3  | 4   | 5  | 6   | 7   | 8   | 9   | AB   | R  | H | RBI | BB | SO | LOB | TOP |
|--|---|--|--|---|--|---|---|---|---|--|--|---|-----|----|----|-----|-----|
| <b>Greg Gross, L</b><br>OBP: 0.361, SLG: 0.311<br>(1, 7)   | 0-0<br>PB<br>1B   |  | 0-0<br>4-3   |   | 0-0<br>BB<br>BB<br>1B  | 0-0<br>2B   |   | 0-0<br>G6-4-3<br>1-2f<br>2-3<br>3-H   |   | 5  | 0  | 3 | 1   | 0  | 0  | 2   |     |
| <b>Juan Samuel, R</b><br>OBP: 0.289, SLG: 0.408<br>(1, 4)  | 0-0<br>PB<br>1B   |  | 0-0<br>5-3   |   | 0-3<br>K   | 0-0<br>6-3  |   | 0-0<br>HR   |   | 5  | 1  | 2 | 2   | 0  | 1  | 2   |     |
| <b>Glenn Wilson, R</b><br>OBP: 0.311, SLG: 0.429<br><b>Kent Tekulve, R</b><br>(8, 1)   | 0-0<br>F9   |  | 0-0<br>WP<br>2B  |   | 4-0<br>BB<br>1-2<br>BB   |   | 0-0<br>F9   | 0-3<br>K  |   | 4  | 0  | 1 | 0   | 1  | 1  | 3   |     |
| <b>Mike Schmidt, R</b><br>OBP: 0.352, SLG: 0.474<br>(1, 3)   | 0-0<br>F5   |  | 4-0<br>2-3<br>BB   |   | 4-0<br>1-2<br>2-3<br>BB  |   | 0-0<br>6-3  |   | 0-0<br>F8   | 3  | 0  | 0 | 0   | 2  | 0  | 2   |     |
| <b>Von Hayes, L</b><br>OBP: 0.352, SLG: 0.434<br>(1, 8)<br>(8, 9)  | 0-3<br>K<br>FC6-4<br>1-2<br>2-3   |  | 0-0<br>F6  |   | 0-0<br>F7  |   | 0-0<br>2B   |   | 0-3<br>K  | 5  | 0  | 1 | 0   | 0  | 2  | 7   |     |
| <b>Ozzie Virgil, R</b><br>OBP: 0.361, SLG: 0.487<br>(1, 2)   | 0-0<br>FC6-4<br>1-2f  |  | 0-0<br>F9  |   | 0-0<br>HR  |   | 0-3<br>K  |   | 0-3<br>K  | 5  | 1  | 1 | 1   | 0  | 2  | 4   |     |
| <b>Rick Schu, R</b><br>OBP: 0.341, SLG: 0.411<br>(1, 5)  |   | 0-0<br>F2  |  | 0-3<br>K  |  | 0-0<br>FC4-6<br>1B  |   | 4-0<br>BB<br>E<br>G6-4-3<br>BB  |   | 3  | 1  | 1 | 0   | 1  | 1  | 0   |     |
| <b>Tom Foley, L</b><br>OBP: 0.252, SLG: 0.286<br>(1, 6)  |   | 0-0<br>4-3   |  | 0-3<br>K  |  | 0-0<br>FC4-6<br>1-3<br>2B   |   | 0-0<br>E3<br>G6-4-3<br>BB<br>HR   |   | 4  | 2  | 0 | 0   | 0  | 1  | 2   |     |
| <b>Shane Rawley, R</b><br><b>John Russell, R</b><br><b>Larry Andersen, R</b><br><b>Denel Thomas, S</b><br><b>Dave Ruskoff, L</b><br><b>Dave Shapiro, R</b><br><b>Tim Corcoran, L</b><br><b>Garry Maddox, R</b> |   | 0-3<br>K   |  | 0-0<br>F3   |  | 0-0<br>1-3  |   | 4-0<br>BB<br>G6-4-3<br>1-2<br>2-3<br>BB   |   | 1  | 0  | 0 | 0   | 0  | 1  | 0   |     |
| <b>Inning Stats</b>  | R: 0<br>E: 0<br>K: 1<br>S: 8<br>H: 2<br>LOB: 3<br>BB: 0<br>P: 8   | R: 0<br>E: 0<br>K: 1<br>S: 5<br>H: 0<br>LOB: 0<br>BB: 0<br>P: 5  | R: 0<br>E: 0<br>K: 0<br>S: 4<br>H: 1<br>LOB: 2<br>BB: 1<br>P: 8  | R: 0<br>E: 0<br>K: 2<br>S: 7<br>H: 0<br>LOB: 0<br>BB: 0<br>P: 7   | R: 0<br>E: 0<br>K: 1<br>S: 6<br>H: 1<br>LOB: 3<br>BB: 2<br>P: 14 | R: 2<br>E: 0<br>K: 0<br>S: 6<br>H: 3<br>LOB: 1<br>BB: 0<br>P: 6   | R: 0<br>E: 0<br>K: 1<br>S: 6<br>H: 1<br>LOB: 1<br>BB: 0<br>P: 6   | R: 3<br>E: 1<br>K: 1<br>S: 6<br>H: 1<br>LOB: 1<br>BB: 2<br>P: 14  | R: 0<br>E: 0<br>K: 2<br>S: 7<br>H: 0<br>LOB: 0<br>BB: 0<br>P: 7   | 1B: 4<br>2B: 3<br>3B: 0<br>HR: 2<br>SF: 0<br>SAC: 0<br>DP: 1<br>HBP: 0 | WP: 1<br>PB: 1<br>SB: 0<br>CS: 0<br>PA: 42 |   |     |    |    |     |     |
| <b>PITCHER</b>   | <b>Derek Botelho, R</b><br>ERA: 7.16<br><b>Dave Gumpert, R</b><br>ERA: 1.42<br><b>Lee Smith, R</b><br>ERA: 3.08 | IP: 5.2<br>WLS: 1<br>BF: 28<br>H: 7<br>R: 2<br>ER: 2<br>SO: 5<br>BB: 3<br>IBB: 0<br>HBP: 0<br>BLK: 0<br>WP: 1<br>HR: 1<br>S: 35<br>P: 47<br>ERA: 3.18<br>WHIP: 1.765 | IP: 1.1<br>WLS: 0<br>BF: 8<br>H: 1<br>R: 3<br>ER: 1<br>SO: 1<br>BB: 2<br>IBB: 0<br>HBP: 0<br>BLK: 0<br>WP: 0<br>HR: 0<br>S: 8<br>P: 16<br>ERA: 6.75<br>WHIP: 2.250 | IP: 2.0<br>WLS: 1<br>BF: 6<br>H: 1<br>R: 0<br>ER: 0<br>SO: 3<br>BB: 0<br>IBB: 0<br>HBP: 0<br>BLK: 0<br>WP: 0<br>HR: 1<br>S: 12<br>P: 12<br>ERA: 0.00<br>WHIP: 0.500 | <b>PITCHER</b>   | IP: 1.0<br>WLS: 0<br>BF: 4<br>H: 1<br>R: 0<br>ER: 0<br>SO: 0<br>BB: 1<br>IBB: 0<br>HBP: 0<br>BLK: 0<br>WP: 0<br>HR: 0<br>S: 4<br>P: 6<br>ERA: 0.00<br>WHIP: 0.500 | IP: 1.0<br>WLS: 0<br>BF: 4<br>H: 1<br>R: 0<br>ER: 0<br>SO: 0<br>BB: 1<br>IBB: 0<br>HBP: 0<br>BLK: 0<br>WP: 0<br>HR: 0<br>S: 4<br>P: 6<br>ERA: 0.00<br>WHIP: 0.500 | IP: 1.0<br>WLS: 0<br>BF: 4<br>H: 1<br>R: 0<br>ER: 0<br>SO: 0<br>BB: 1<br>IBB: 0<br>HBP: 0<br>BLK: 0<br>WP: 0<br>HR: 0<br>S: 4<br>P: 6<br>ERA: 0.00<br>WHIP: 0.500 | IP: 1.0<br>WLS: 0<br>BF: 4<br>H: 1<br>R: 0<br>ER: 0<br>SO: 0<br>BB: 1<br>IBB: 0<br>HBP: 0<br>BLK: 0<br>WP: 0<br>HR: 0<br>S: 4<br>P: 6<br>ERA: 0.00<br>WHIP: 0.500 |  |  |   |     |    |    |     |     |

Philadelphia Phillies @ Chicago Cubs  
Wrigley Field, Chicago, IL  
Fri Aug 16 1985, 3:33 AM CDT  
Att: 31,557 - Unknown

AB 37  
R 5  
H 9  
RBI 4  
BB 5  
SO 9  
LOB 23



| Batter  | 1              | 2           | 3                  | 4             | 5         | 6       | 7            | 8                  | 9 |
|---|----------------|-------------|--------------------|---------------|-----------|---------|--------------|--------------------|---|
| Davey Lopes, R (1, 8)<br>OBP: 0.391, SLG: 0.434<br>Bob Dernier, R (7, 8)<br>OBP: 0.303, SLG: 0.300  | 0-0 F8         | 0-0 G6-3    |                    | 0-0 F8        |           | 0-0 1B  |              | 4-0 FC3-6 1B BB    |   |
| Gary Matthews, R (1, 7)<br>OBP: 0.368, SLG: 0.399<br>Leon Durham, L (8, 3)  | 0-0 F7         |             | 4-0 BB 1B 1B BB    | 0-0 G6-4-3    |           | 0-0 4-3 |              | 4-0 FC3-6 1B IBB   |   |
| 23 Ryne Sandberg, R (1, 4)<br>OBP: 0.346, SLG: 0.467  | 0-0 1B HR 1B   |             | 0-3 K              |               | 0-3 K     |         | 0-3 K        | 0-0 FC3-6 1B S     |   |
| Keith Moreland, R (1, 3)<br>OBP: 0.369, SLG: 0.430  | 0-0 1-3 HR 1B  |             | 0-0 BB 1B 1B       |               | 0-0 BB 1B |         | 0-0 F4       | 4-0 FC5 1B IBB     |   |
| Ron Cey, R (1, 5)<br>OBP: 0.316, SLG: 0.390<br>Chris Speier, R (7, PR)<br>OBP: 0.298, SLG: 0.348  | 0-0 1-H 3-H HR |             | 0-3 K              |               | 0-3 K     |         | 0-0 BB BB 1B | 0-0 1-2 2-3 3-H 1B |   |
| Jody Davis, R (1, 2)<br>OBP: 0.293, SLG: 0.396  | 0-0 2B         |             | 4-0 1B BB          |               | 4-0 BB    |         | 4-0 BB BB    | 4-0 FC5            |   |
| Gary Woods, R (1, 9)<br>OBP: 0.321, SLG: 0.239  | 0-0 F8         |             | 0-0 1-2 2-H 3-H 1B |               | 0-0 6-3   |         | 4-0 FC6 BB   |                    |   |
| Shawon Dunston, R (1, 6)<br>OBP: 0.261, SLG: 0.318  |                | 0-0 G6-3 1B | 0-3 K              |               |           | 0-0 4-3 | 0-0 FC6      |                    |   |
| Derek Botelho, R (1, 1)<br>OBP: 0.200, SLG: 0.200<br>Dave Gumpert, R (6, 1)<br>Lee Smith, R (8, 1)<br>Thad Bosley, L (8, 7)<br>OBP: 0.355, SLG: 0.491 |                | 0-3 K       |                    | 0-0 G6-4-3 1B |           | 0-3 K   |              | 0-0 F5             |   |

| Inning Stats | R: 3 | H: 4 | E: 0 | LOB: 1 | K: 0 | BB: 0 | S: 7 | R: 0 | H: 1 | E: 0 | LOB: 0 | K: 1 | BB: 0 | S: 5 | R: 2 | H: 2 | E: 0 | LOB: 2 | K: 3 | BB: 2 | S: 11 | R: 0 | H: 1 | E: 0 | LOB: 0 | K: 0 | BB: 0 | S: 3 | R: 0 | H: 1 | E: 0 | LOB: 2 | K: 2 | BB: 1 | S: 8 | R: 0 | H: 1 | E: 0 | LOB: 1 | K: 1 | BB: 0 | S: 6 | R: 0 | H: 1 | E: 0 | LOB: 3 | K: 1 | BB: 2 | S: 6 | R: 1 | H: 1 | E: 0 | LOB: 3 | K: 0 | BB: 3 | S: 4 | P: 16 |
|--------------|------|------|------|--------|------|-------|------|------|------|------|--------|------|-------|------|------|------|------|--------|------|-------|-------|------|------|------|--------|------|-------|------|------|------|------|--------|------|-------|------|------|------|------|--------|------|-------|------|------|------|------|--------|------|-------|------|------|------|------|--------|------|-------|------|-------|
|--------------|------|------|------|--------|------|-------|------|------|------|------|--------|------|-------|------|------|------|------|--------|------|-------|-------|------|------|------|--------|------|-------|------|------|------|------|--------|------|-------|------|------|------|------|--------|------|-------|------|------|------|------|--------|------|-------|------|------|------|------|--------|------|-------|------|-------|

| PITCHER                               | IP  | WLS | BF | H | R | ER | SO | BB | IBB | HBP | BLK | WP | HR | S  | P  | ERA   | WHIP  |
|---------------------------------------|-----|-----|----|---|---|----|----|----|-----|-----|-----|----|----|----|----|-------|-------|
| Shane Rawley, L (1, 1)<br>ERA: 3.0    | 4.0 |     | 20 | 8 | 5 | 5  | 4  | 2  | 0   | 0   | 0   | 0  | 1  | 26 | 34 | 11.25 | 2.500 |
| Larry Andersen, R (5, 1)<br>ERA: 4.88 | 1.0 |     | 5  | 1 | 0 | 0  | 2  | 1  | 0   | 0   | 0   | 0  | 0  | 8  | 12 | 0.00  | 2.000 |
| Dave Rucker, L (6, 1)<br>ERA: 4.05    | 1.2 |     | 9  | 2 | 0 | 0  | 2  | 2  | 0   | 0   | 0   | 0  | 0  | 11 | 19 | 0.00  | 2.400 |
| Dave Shipanoff, R (7, 1)<br>ERA:      | 0.1 |     | 1  | 0 | 0 | 0  | 0  | 0  | 0   | 0   | 0   | 0  | 0  | 1  | 1  | 0.00  | 0.000 |
| Kent Tekulve, R (8, 1)<br>ERA: 4.25   | 1.0 | L   | 7  | 1 | 1 | 1  | 0  | 1  | 2   | 0   | 0   | 0  | 0  | 4  | 16 | 9.00  | 2.000 |

**BOTTOM**

| AB | R | H | RBI | BB | SO | LOB |
|----|---|---|-----|----|----|-----|
| 4  | 0 | 1 | 0   | 0  | 0  | 2   |
| 0  | 1 | 0 | 0   | 1  | 0  | 0   |
| 3  | 1 | 0 | 0   | 1  | 0  | 2   |
| 0  | 0 | 0 | 0   | 1  | 0  | 0   |
| 5  | 1 | 1 | 0   | 0  | 3  | 3   |
| 4  | 2 | 3 | 0   | 1  | 0  | 0   |
| 4  | 1 | 2 | 3   | 0  | 2  | 3   |
| 1  | 0 | 1 | 1   | 0  | 0  | 0   |
| 2  | 0 | 1 | 0   | 3  | 0  | 3   |
| 3  | 0 | 1 | 2   | 1  | 0  | 3   |
| 4  | 0 | 1 | 0   | 0  | 1  | 5   |
| 2  | 0 | 1 | 0   | 0  | 1  | 1   |
| 1  | 0 | 0 | 0   | 0  | 1  | 0   |
| 0  | 0 | 0 | 0   | 0  | 0  | 0   |
| 1  | 0 | 0 | 0   | 0  | 0  | 0   |


**AB 34**  
**R 6**  
**H 12**  
**RBI 6**  
**BB 8**  
**SO 8**  
**LOB 22**

**WP: 0** **PA: 42**  
**PB: 0**  
**SB: 2**  
**CS: 0**

**1B: 10** **SF: 0**  
**2B: 1** **SAC: 0**  
**3B: 0** **DP: 2**  
**HR: 1** **HBP: 0**

**WP: 0** **PA: 42**  
**ERA** **WHIP**

**Philadelphia Phillies @ Chicago Cubs**  
**Wrigley Field, Chicago, IL**  
**Fri Aug 16 1985, 3:33 AM CDT**  
**Att. 31,557 - Unknown**



livebaseballscorecards.com



| Batter   | 1   | 2                               | 3                            | 4                               | 5                            | 6                               | 7                            | 8                               | 9                            | AB R H RBI BB SO LOB            | TOP                          |                                 |                               |                                  |                              |                                  |                              |                                 |                                  |                                    |                                  |        |
|--|---|---------------------------------|------------------------------|---------------------------------|------------------------------|---------------------------------|------------------------------|---------------------------------|------------------------------|---------------------------------|------------------------------|---------------------------------|-------------------------------|----------------------------------|------------------------------|----------------------------------|------------------------------|---------------------------------|----------------------------------|------------------------------------|----------------------------------|--------|
| Greg Gross, L (1, 7)<br>OBP: 0.362, SLG: 0.310   | 0-0<br>F4   |                                 | 0-0<br>3-1                   |                                 | 0-0<br>3-1                   |                                 | 0-0<br>HR                    | 4-0<br>2B BB                    |                              | 4 1 1 0 1 0 0                   |                              |                                 |                               |                                  |                              |                                  |                              |                                 |                                  |                                    |                                  |        |
| Juan Samuel, R (1, 4)<br>Luis Aguayo, R (8, 4)<br>OBP: 0.294, SLG: 0.421<br>OBP: 0.364, SLG: 0.370   | 0-0<br>S<br>1B  |                                 | 0-0<br>CS<br>1B              |                                 | 0-0<br>F4                    |                                 | 0-0<br>1-H<br>HR             | 0-0<br>1-3<br>2B                |                              | 5 1 4 2 0 0 0<br>0 0 0 0 0 0 0  |                              |                                 |                               |                                  |                              |                                  |                              |                                 |                                  |                                    |                                  |        |
| Glenn Wilson, R (1, 9)<br>OBP: 0.312, SLG: 0.434   | 0-3<br>K<br>1-2                                       |                                 | 0-3<br>K2-3<br>1-2           |                                 | 0-0<br>6-3                   |                                 | 0-0<br>HR                    | 4-0<br>IBB                      |                              | 4 1 1 1 1 2 2                   |                              |                                 |                               |                                  |                              |                                  |                              |                                 |                                  |                                    |                                  |        |
| Mike Schmidt, R (1, 3)<br>Tim Corcoran, L (7, 3)<br>OBP: 0.353, SLG: 0.482<br>OBP: 0.309, SLG: 0.264 | 0-0<br>F3   |                                 |                              | 0-0<br>F7                       |                              | 0-0<br>G3<br>1B                 | 0-0<br>HR                    | 0-0<br>1-3                      |                              | 4 2 2 1 0 0 1<br>1 0 0 0 0 0 3  |                              |                                 |                               |                                  |                              |                                  |                              |                                 |                                  |                                    |                                  |        |
| Von Hayes, L (1, 8)<br>OBP: 0.348, SLG: 0.429  |   | 0-3<br>K                        |                              | 0-0<br>4-3                      |                              | 0-0<br>G3<br>1-2                | 0-3<br>K                     |                                 | 0-0<br>6-3                   | 5 0 0 0 0 2 1                   |                              |                                 |                               |                                  |                              |                                  |                              |                                 |                                  |                                    |                                  |        |
| Darren Daulton, L (1, 2)<br>OBP: 0.386, SLG: 0.568   |   | 0-0<br>1B<br>FC4-6<br>2B        |                              | 0-0<br>HR                       |                              | 0-0<br>S<br>1B                  | 0-0<br>HR                    |                                 | 0-0<br>5-3                   | 5 4 4 3 0 0 0                   |                              |                                 |                               |                                  |                              |                                  |                              |                                 |                                  |                                    |                                  |        |
| Rick Schu, R (1, 5)<br>OBP: 0.346, SLG: 0.428  |   | 0-0<br>FC4-6<br>1B              |                              | 0-0<br>HR                       |                              | 0-0<br>1B                       | 0-0<br>5-3                   |                                 | 0-0<br>F9                    | 5 1 3 2 0 0 0                   |                              |                                 |                               |                                  |                              |                                  |                              |                                 |                                  |                                    |                                  |        |
| Tom Foley, L (1, 6)<br>OBP: 0.245, SLG: 0.277  |   | 0-0<br>FC4-6<br>1-2<br>3-H      |                              | 0-0<br>4-3                      |                              | 0-0<br>G3                       |                              | 0-0<br>G3                       |                              | 4 0 0 1 0 0 2                   |                              |                                 |                               |                                  |                              |                                  |                              |                                 |                                  |                                    |                                  |        |
| John Denny, R (1, 1)<br>OBP: 0.212, SLG: 0.177   |   | 0-3<br>K                        |                              | 0-0<br>F7                       |                              | 0-0<br>F6                       | 0-0<br>F9                    |                                 |                              | 4 0 0 0 0 1 1                   |                              |                                 |                               |                                  |                              |                                  |                              |                                 |                                  |                                    |                                  |        |
| <b>Inning Stats</b>  | R: 0<br>E: 0<br>K: 1<br>S: 6                          | H: 1<br>LOB: 1<br>BB: 0<br>P: 6 | R: 1<br>E: 0<br>K: 2<br>S: 9 | H: 2<br>LOB: 1<br>BB: 0<br>P: 9 | R: 0<br>E: 0<br>K: 1<br>S: 5 | H: 1<br>LOB: 0<br>BB: 0<br>P: 5 | R: 2<br>E: 0<br>K: 0<br>S: 5 | H: 2<br>LOB: 0<br>BB: 0<br>P: 5 | R: 0<br>E: 0<br>K: 0<br>S: 3 | H: 0<br>LOB: 0<br>BB: 0<br>P: 3 | R: 2<br>E: 0<br>K: 0<br>S: 6 | H: 3<br>LOB: 1<br>BB: 0<br>P: 6 | R: 5<br>E: 0<br>K: 1<br>S: 10 | H: 5<br>LOB: 0<br>BB: 0<br>P: 10 | R: 0<br>E: 0<br>K: 0<br>S: 4 | H: 1<br>LOB: 3<br>BB: 2<br>P: 12 | R: 0<br>E: 0<br>K: 0<br>S: 3 | H: 0<br>LOB: 0<br>BB: 0<br>P: 3 | 1B: 7<br>2B: 2<br>3B: 0<br>HR: 6 | SF: 0<br>SAC: 0<br>DP: 0<br>HBP: 0 | WP: 0<br>PB: 0<br>SB: 2<br>CS: 1 | PA: 43 |
| <b>PITCHER</b>   | IP WLS BF H R ER SO BB IBB HBP BLK WP HR S P ERA WHIP |                                 |                              |                                 |                              |                                 |                              |                                 |                              |                                 |                              |                                 |                               |                                  |                              |                                  |                              |                                 |                                  |                                    |                                  |        |
| Lary Sorensen, R (1, 1)<br>ERA: 5.09   | 5.0 L 20 6 3 3 4 0 0 0 0 0 0 2 28 28 5.40 1.200       |                                 |                              |                                 |                              |                                 |                              |                                 |                              |                                 |                              |                                 |                               |                                  |                              |                                  |                              |                                 |                                  |                                    |                                  |        |
| Warren Brusstar, R (6, 1)<br>ERA: 5.4  | 1.1 10 6 5 5 0 0 0 0 0 0 0 2 10 10 33.75 4.500        |                                 |                              |                                 |                              |                                 |                              |                                 |                              |                                 |                              |                                 |                               |                                  |                              |                                  |                              |                                 |                                  |                                    |                                  |        |
| George Frazier, R (7, 1)<br>ERA: 5.37  | 0.2 4 2 2 2 1 0 0 0 0 0 0 2 6 6 27.00 3.000           |                                 |                              |                                 |                              |                                 |                              |                                 |                              |                                 |                              |                                 |                               |                                  |                              |                                  |                              |                                 |                                  |                                    |                                  |        |
| Ron Meredith, L (8, 1)<br>ERA: 3.14  | 2.0 9 1 0 0 0 1 1 0 0 0 0 0 7 15 0.00 1.000           |                                 |                              |                                 |                              |                                 |                              |                                 |                              |                                 |                              |                                 |                               |                                  |                              |                                  |                              |                                 |                                  |                                    |                                  |        |

Philadelphia Phillies @ Chicago Cubs  
Wrigley Field, Chicago, IL  
Sat Aug 17 1985, 3:33 AM CDT  
Att: 31,421 - Unknown

livebaseballscorecards.com

AB 41  
R 10  
H 15  
RBI 10  
BB 2  
SO 5  
LOB 10



| Batter  | 1                    | 2          | 3          | 4                                   | 5                    | 6         | 7                 | 8                        | 9          | AB R H RBI BB SO LOB  |
|---|----------------------|------------|------------|-------------------------------------|----------------------|-----------|-------------------|--------------------------|------------|---|
| Bob Demier, R (1, 8)<br>OBP: 0.304, SLG: 0.312  | 0-0<br>6-3           |            | 0-0<br>1B  |                                     | 0-0<br>HR            |           | 0-0<br>F7         |                          | 0-0<br>F9  | 5 1 2 1 0 0 0   |
| Thad Bosley, L (1, 7)<br>OBP: 0.360, SLG: 0.487   | 0-0<br>FC5-4<br>1B   |            | 0-0<br>4-3 |                                     | 4-0<br>FC4-6<br>BB   |           | 0-0<br>F9         |                          |            | 3 0 1 0 1 0 1   |
| 23 Ryne Sandberg, R (1, 4)<br>OBP: 0.343, SLG: 0.463  | 0-0<br>FC5-4<br>1-2f |            |            | 0-3<br>K                            | 0-0<br>FC4-6<br>1-2f |           |                   | 0-0<br>F9                |            | 4 0 0 0 0 1 2   |
| Keith Moreland, R (1, 9)<br>OBP: 0.370, SLG: 0.430  | 0-0<br>F6<br>1-2     |            |            | 0-0<br>FC1-4<br>1B                  |                      | 0-0<br>F8 |                   | 4-0<br>2B<br>PB<br>BB    |            | 3 1 1 0 1 0 1   |
| Ron Cey, R (1, 5)   |                      | 0-0<br>5-3 |            | 0-0<br>FC1-4<br>FC5-4<br>1B<br>1-2f |                      | 0-3<br>K  |                   | 0-0<br>PB<br>2B          |            | 4 0 1 0 0 1 1   |
| Leon Durham, L (1, 3)<br>OBP: 0.353, SLG: 0.442   |                      | 0-0<br>F9  |            | 0-0<br>1-2<br>1B                    |                      | 0-0<br>HR |                   | 0-0<br>F6                |            | 4 1 2 1 0 0 2   |
| Steve Lake, R (1, 2)<br>OBP: 0.159, SLG: 0.190  |                      | 0-0<br>6-3 |            | 0-0<br>FC5<br>2-3f                  |                      | 0-0<br>F8 |                   | 0-0<br>6-3<br>2-3<br>3-H |            | 3 0 0 0 0 0 2   |
| Jody Davis, R (8, PH)<br>OBP: 0.292, SLG: 0.395   |                      |            |            |                                     |                      |           |                   |                          |            | 1 0 0 0 0 0 1   |
| Shawon Dunston, R (1, 6)<br>OBP: 0.260, SLG: 0.337  |                      |            | 0-0<br>5-3 |                                     | 0-3<br>K             |           | 0-0<br>4-3<br>3B  |                          | 0-0<br>6-3 | 4 1 1 0 0 1 0   |
| Lary Sorensen, R (1, 1)<br>Gary Woods, R (5, PH)<br>Warren Brusstar, R (6, 1)<br>George Frazier, R (7, 1)<br>Gary Matthews, R (7, PH)<br>Ron Meridith, L (8, 1)<br>Richie Hebner, L (9, PH) |                      |            | 0-3<br>K   |                                     | 0-0<br>5-3           |           | 0-0<br>4-3<br>3-H |                          | 0-0<br>F9  | 1 0 0 0 0 0 1 0<br>1 0 0 0 0 0 0 0<br>0 0 0 0 0 0 0 0<br>0 0 0 0 0 0 0 0<br>1 0 0 1 0 0 0 0<br>0 0 0 0 0 0 0 0<br>1 0 0 0 0 0 0 0 |


| Inning Stats | R: 0<br>E: 0<br>K: 0<br>S: 4 | H: 1<br>LOB: 1<br>BB: 0<br>P: 4 | R: 0<br>E: 0<br>K: 0<br>S: 3 | H: 0<br>LOB: 0<br>BB: 0<br>P: 3 | R: 0<br>E: 0<br>K: 1<br>S: 6 | H: 1<br>LOB: 1<br>BB: 0<br>P: 6 | R: 0<br>E: 0<br>K: 1<br>S: 7 | H: 2<br>LOB: 2<br>BB: 0<br>P: 7 | R: 1<br>E: 0<br>K: 1<br>S: 6 | H: 1<br>LOB: 1<br>BB: 1<br>P: 10 | R: 1<br>E: 0<br>K: 1<br>S: 6 | H: 1<br>LOB: 0<br>BB: 0<br>P: 6 | R: 1<br>E: 0<br>K: 0<br>S: 4 | H: 1<br>LOB: 0<br>BB: 0<br>P: 4 | R: 1<br>E: 0<br>K: 0<br>S: 4 | H: 1<br>LOB: 1<br>BB: 1<br>P: 8 | R: 0<br>E: 0<br>K: 0<br>S: 3 | H: 0<br>LOB: 0<br>BB: 0<br>P: 3 | 1B: 4<br>2B: 1<br>3B: 1<br>HR: 2 | SF: 0<br>SAC: 0<br>DP: 0<br>HBP: 0 |
|--------------|------------------------------|---------------------------------|------------------------------|---------------------------------|------------------------------|---------------------------------|------------------------------|---------------------------------|------------------------------|----------------------------------|------------------------------|---------------------------------|------------------------------|---------------------------------|------------------------------|---------------------------------|------------------------------|---------------------------------|----------------------------------|------------------------------------|
|--------------|------------------------------|---------------------------------|------------------------------|---------------------------------|------------------------------|---------------------------------|------------------------------|---------------------------------|------------------------------|----------------------------------|------------------------------|---------------------------------|------------------------------|---------------------------------|------------------------------|---------------------------------|------------------------------|---------------------------------|----------------------------------|------------------------------------|

| PITCHER                           | IP  | WLS | BF | H | R | ER | SO | BB | IBB | HBP | BLK | WP | HR | S  | P  | ERA  | WHIP  |
|-----------------------------------|-----|-----|----|---|---|----|----|----|-----|-----|-----|----|----|----|----|------|-------|
| John Denny, R (1, 1)<br>ERA: 3.71 | 9.0 | W   | 37 | 8 | 4 | 3  | 4  | 2  | 0   | 0   | 0   | 0  | 2  | 43 | 51 | 3.00 | 1.111 |

**BOTTOM**

**Philadelphia Phillies @ Chicago Cubs**  
 Wrigley Field, Chicago, IL  
 Sat Aug 17 1985, 3:33 AM CDT  
 Att. 31,421 - Unknown

|     |    |
|-----|----|
| AB  | 35 |
| R   | 4  |
| H   | 8  |
| RBI | 3  |
| BB  | 2  |
| SO  | 4  |
| LOB | 10 |



|       |        |
|-------|--------|
| WP: 0 | PA: 37 |
| PB: 1 |        |
| SB: 1 |        |
| CS: 0 |        |

livebaseballscorecards.com



| Batter   | 1   | 2   | 3   | 4  | 5   | 6   | 7  | 8   | 9   | AB R H RBI BB SO LOB  | TOP                                     |  |
|--|---|---|---|--|---|---|--|---|---|---|---|--|
| Greg Gross, L (1, 7) x<br>OBP: 0.366, SLG: 0.317   | 0-0 ①<br>6-3  |   | x 0-0 ②<br>1-3                                      | x 0-0 ③<br>FC4<br>1-2f                               |   | x 0-0<br>WP<br>E 1B<br>1-H                          |  | x 0-0<br>FC5-2 1B<br>SF8 1B<br>1-2                  | x 0-0<br>BB<br>1B                                   | 6 2 3 1 0 0 3   |   |  |
| Juan Samuel, R (1, 4)<br>Luis Aguayo, R (8, 4)<br>OBP: 0.299, SLG: 0.431<br>OBP: 0.368, SLG: 0.370   | 0-3 ②<br>K  |   | x 0-0<br>1B   |  | x 0-0<br>HR   | x 0-0<br>1-H<br>E2 1B                               |  | x 0-0<br>SF8 2B<br>FC5-2 1B<br>1-2 2-3              | x 4-0<br>BB<br>1B                                   | 5 2 4 1 0 1 0<br>0 0 0 0 1 0 0                              |   |  |
| Glenn Wilson, R (1, 9) S S S<br>OBP: 0.310, SLG: 0.429   | 0-3 ③<br>K  |   | x 0-0 ③<br>G3                                       |  | B B B B<br>4-0<br>BB                                | x 0-0<br>F9   |  | x 0-0 ①<br>FC5-2 2B<br>E 1B<br>1-2 2-3 3-H          | x 0-0 ③<br>G3                                       | 5 1 0 0 1 1 8   |   |  |
| Mike Schmidt, R (1, 3)<br>Tim Corcoran, L (8, 3)<br>OBP: 0.351, SLG: 0.488<br>OBP: 0.309, SLG: 0.264 |   | x 0-0 ①<br>F7                                       |   | x 0-0<br>HR  |   | x 0-0 ①<br>F8                                       |  | S S S S<br>0-3 ①<br>K                               |   | 4 1 1 2 0 1 1<br>0 0 0 0 0 0 0                              |   |  |
| Von Hayes, L (1, 8) S S S<br>OBP: 0.351, SLG: 0.436  |   | S S S S<br>0-3 ②<br>K                               |   | x 0-0<br>1B<br>2B                                    |   | x 0-0 ②<br>F7                                       |  | x 0-0<br>S<br>1B                                    |   | 5 1 3 1 0 1 1   |   |  |
| Ozzie Virgil, R (1, 2) H<br>OBP: 0.362, SLG: 0.483   |   | H<br>1-0<br>HBP                                     |   | x 0-0 ①<br>6-3                                       |   | x 0-0 ③<br>F9                                       |  | B B B B B<br>4-0<br>1-3<br>BB                       | S S S S<br>0-3 ③<br>K                               | 3 0 0 0 1 1 2   |   |  |
| Rick Schu, R (1, 5) S S S<br>OBP: 0.340, SLG: 0.419  |   | S S S S<br>0-3 ③<br>K                               |   | x 0-0 ②<br>5-3                                       |   | x 0-0 ①<br>F8                                       |  | x 0-3 ②<br>K  |   | 5 0 0 0 0 2 4   |   |  |
| Tom Foley, L (1, 6) S S S<br>OBP: 0.257, SLG: 0.306  |   |   | x 0-0<br>HR   | x 4-0<br>1B<br>IBB                                   |   | x 0-0<br>S<br>1B                                    |  | x 0-0 ③<br>6-3                                      |   | 4 2 2 1 1 0 2   |   |  |
| Charles Hudson, S (1, 1)<br>Dave Shipanoff, R (9, 1)<br>Kent Tekulve, R (9, 1)                       |   |   | x 0-0 ①<br>2-3                                      | x 0-0<br>FC4<br>1B<br>1-2 2-3                        |   | S S S S<br>0-3 ②<br>K                               |  | x 0-0<br>1B 1B<br>FC5-2 1B                          | x 0-0<br>BB 1B                                      | 5 0 3 0 0 1 1<br>0 0 0 0 0 0 0<br>0 0 0 0 0 0 0             |   |  |
| Inning Stats   | R: 0 H: 0<br>E: 0 LOB: 0<br>K: 2 BB: 0<br>S: 7 P: 7   | R: 0 H: 0<br>E: 0 LOB: 1<br>K: 2 BB: 0<br>S: 7 P: 8 | R: 1 H: 2<br>E: 0 LOB: 1<br>K: 0 BB: 0<br>S: 5 P: 5 | R: 1 H: 3<br>E: 0 LOB: 3<br>K: 0 BB: 1<br>S: 6 P: 10 | R: 1 H: 1<br>E: 0 LOB: 1<br>K: 0 BB: 1<br>S: 4 P: 8 | R: 2 H: 3<br>E: 1 LOB: 1<br>K: 1 BB: 0<br>S: 8 P: 8 | R: 0 H: 1<br>E: 0 LOB: 2<br>K: 2 BB: 1<br>S: 8 P: 12 | R: 4 H: 4<br>E: 1 LOB: 0<br>K: 1 BB: 0<br>S: 9 P: 9 | R: 0 H: 2<br>E: 0 LOB: 3<br>K: 0 BB: 1<br>S: 5 P: 9 | 1B: 11 SF: 1<br>2B: 2 SAC: 0<br>3B: 0 DP: 0<br>HR: 3 HBP: 1 | WP: 1 PA: 48<br>PB: 0<br>SB: 3<br>CS: 0 |  |
| PITCHER  | IP WLS BF H R ER SO BB IBB HBP BLK WP HR S P ERA WHIP |   |   |  |   |   |  |   |   |   |   |  |
| Jay Baller, R (1, 1) ERA: 6.35   | 5.2 L 29 9 5 4 5 1 1 1 0 1 3 36 45 6.35 1.765         |   |   |  |   |   |  |   |   |   |   |  |
| Dave Gumpert, R (6, 1) ERA: 3.24   | 2.0 11 4 3 2 2 1 0 0 0 0 0 14 18 9.00 2.500           |   |   |  |   |   |  |   |   |   |   |  |
| George Frazier, R (8, 1) ERA: 5.34   | 0.1 2 1 1 0 1 0 0 0 0 0 0 4 4 0.00 3.000              |   |   |  |   |   |  |   |   |   |   |  |
| Ron Meridith, L (9, 1) ERA: 3.03   | 1.0 6 2 0 0 0 1 0 0 0 0 0 5 9 0.00 3.000              |   |   |  |   |   |  |   |   |   |   |  |

Philadelphia Phillies @ Chicago Cubs  
Wrigley Field, Chicago, IL  
Sun Aug 18 1985, 3:33 AM CDT  
Att: 31,269 - Unknown

livebaseballscorecards.com

|     |    |
|-----|----|
| AB  | 42 |
| R   | 9  |
| H   | 16 |
| RBI | 6  |
| BB  | 4  |
| SO  | 8  |
| LOB | 22 |



**BOTTOM**

**Philadelphia Phillies @ Chicago Cubs**  
 Wrigley Field, Chicago, IL  
 Sun Aug 18 1985, 3:33 AM CDT  
 Att. 31,269 - Unknown

|     |    |
|-----|----|
| AB  | 33 |
| R   | 5  |
| H   | 8  |
| RBI | 5  |
| BB  | 3  |
| SO  | 9  |
| LOB | 9  |



|     |   |     |    |
|-----|---|-----|----|
| WP: | 0 | PA: | 36 |
| PB: | 0 | SB: | 0  |
| CS: | 0 |     |    |

AB R H RBI BB SO LOB

|   |   |   |   |   |   |   |
|---|---|---|---|---|---|---|
| 4 | 0 | 0 | 0 | 0 | 0 | 1 |
| 0 | 0 | 0 | 0 | 0 | 0 | 0 |
| 3 | 1 | 0 | 0 | 1 | 1 | 0 |
| 4 | 1 | 1 | 1 | 0 | 1 | 1 |
| 3 | 1 | 2 | 0 | 1 | 0 | 0 |
| 4 | 1 | 2 | 2 | 0 | 1 | 1 |
| 4 | 1 | 1 | 1 | 0 | 1 | 3 |
| 4 | 0 | 1 | 0 | 0 | 1 | 0 |
| 2 | 0 | 0 | 0 | 0 | 2 | 0 |
| 1 | 0 | 1 | 1 | 1 | 0 | 0 |
| 2 | 0 | 0 | 0 | 0 | 2 | 0 |
| 0 | 0 | 0 | 0 | 0 | 0 | 0 |
| 0 | 0 | 0 | 0 | 0 | 0 | 0 |
| 1 | 0 | 0 | 0 | 0 | 0 | 1 |
| 1 | 0 | 0 | 0 | 0 | 0 | 2 |

| Batter   | 1                | 2              | 3              | 4              | 5 | 6                     | 7                   | 8                       | 9 |
|--|------------------|----------------|----------------|----------------|---|-----------------------|---------------------|-------------------------|---|
| Bob Demier, R (1, 8)<br>OBP: 0.301, SLG: 0.308<br>Ron Meridith, L (9, 1)   | 0-0<br>6-3<br>①  |                | 0-0<br>F8<br>① |                |   | 0-0<br>L6<br>①        |                     | 0-0<br>F7<br>③          |   |
| Gary Matthews, R (1, 7)<br>OBP: 0.365, SLG: 0.390  | 0-0<br>F9<br>②   |                | 0-3<br>K<br>②  |                |   | 0-0<br>F8<br>②        |                     | 4-0<br>1B<br>3B<br>BB   |   |
| 23 Ryne Sandberg, R (1, 4)<br>OBP: 0.342, SLG: 0.468   | 0-0<br>HR        |                | 0-3<br>K<br>③  |                |   | 0-0<br>F8<br>③        |                     | 0-0<br>F8<br>①          |   |
| Keith Moreland, R (1, 9)<br>OBP: 0.373, SLG: 0.431   | 4-0<br>1B<br>BB  |                |                | 0-0<br>F8<br>① |   |                       | 0-0<br>G5-4-3<br>1B | 0-0<br>1-2<br>3B<br>1B  |   |
| Ron Cey, R (1, 5)<br>OBP: 0.317, SLG: 0.398  | 0-0<br>1-2<br>1B |                | 0-3<br>K<br>②  |                |   | 0-0<br>F8<br>①        |                     | 0-0<br>1B<br>3B         |   |
| Leon Durham, L (1, 3)<br>OBP: 0.352, SLG: 0.440  | 0-0<br>F6<br>③   |                | 0-3<br>K<br>③  |                |   | 0-0<br>G5-4-3<br>1-2f |                     | 0-0<br>1B<br>1B         |   |
| Jody Davis, R (1, 2)<br>OBP: 0.291, SLG: 0.393   |                  | 0-0<br>F8<br>① |                | 0-3<br>K<br>①  |   |                       | 0-0<br>F4<br>①      | 0-0<br>G5-3<br>1B<br>1B |   |
| Shawon Dunston, R (1, 6)<br>OBP: 0.255, SLG: 0.330<br>Thad Bosley, L (8, PH)<br>OBP: 0.370, SLG: 0.491<br>(9, 8)   |                  | 0-3<br>K<br>②  |                | 0-3<br>K<br>②  |   |                       | 4-0<br>BB           | 0-0<br>1-2<br>2-H<br>1B |   |
| Jay Baller, R (1, 1)<br>Dave Gumpert, R (6, 1)<br>George Frazier, R (8, 1)<br>Richie Hebner, L (8, PH)<br>OBP: 0.298, SLG: 0.320<br>Chris Speier, R (9, 6)<br>OBP: 0.296, SLG: 0.346 |                  | 0-3<br>K<br>③  |                | 0-3<br>K<br>③  |   |                       | 0-0<br>F7<br>②      | 0-0<br>G5-3<br>2-3f     |   |

| Inning Stats | R: 1 | H: 2 | E: 0 | K: 0 | S: 5 | H: 2 | LOB: 2 | BB: 1 | P: 9 | R: 0 | H: 0 | E: 0 | K: 2 | S: 7 | H: 0 | LOB: 0 | BB: 0 | P: 7 | R: 0 | H: 0 | E: 0 | K: 2 | S: 7 | H: 0 | LOB: 0 | BB: 0 | P: 7 | R: 0 | H: 0 | E: 0 | K: 3 | S: 9 | H: 0 | LOB: 0 | BB: 0 | P: 9 | R: 0 | H: 0 | E: 0 | K: 0 | S: 3 | H: 0 | LOB: 0 | BB: 0 | P: 3 | R: 0 | H: 1 | E: 0 | K: 0 | S: 3 | H: 0 | LOB: 1 | BB: 1 | P: 7 | R: 4 | H: 5 | E: 0 | K: 0 | S: 7 | H: 5 | LOB: 1 | BB: 1 | P: 11 | 1B: 6 | SF: 0 | 2B: 0 | SAC: 0 | 3B: 1 | DP: 2 | HR: 1 | HBP: 0 | WP: 0 | PA: 36 |
|--------------|------|------|------|------|------|------|--------|-------|------|------|------|------|------|------|------|--------|-------|------|------|------|------|------|------|------|--------|-------|------|------|------|------|------|------|------|--------|-------|------|------|------|------|------|------|------|--------|-------|------|------|------|------|------|------|------|--------|-------|------|------|------|------|------|------|------|--------|-------|-------|-------|-------|-------|--------|-------|-------|-------|--------|-------|--------|
|--------------|------|------|------|------|------|------|--------|-------|------|------|------|------|------|------|------|--------|-------|------|------|------|------|------|------|------|--------|-------|------|------|------|------|------|------|------|--------|-------|------|------|------|------|------|------|------|--------|-------|------|------|------|------|------|------|------|--------|-------|------|------|------|------|------|------|------|--------|-------|-------|-------|-------|-------|--------|-------|-------|-------|--------|-------|--------|

| PITCHER                               | IP  | WLS | BF | H | R | ER | SO | BB | IBB | HBP | BLK | WP | HR | S  | P  | ERA  | WHIP  |
|---------------------------------------|-----|-----|----|---|---|----|----|----|-----|-----|-----|----|----|----|----|------|-------|
| Charles Hudson, R (1, 1)<br>ERA: 4.12 | 8.1 | W   | 33 | 6 | 5 | 5  | 9  | 3  | 0   | 0   | 0   | 0  | 1  | 48 | 60 | 5.40 | 1.080 |
| Dave Shipanoff, R (9, 1)<br>ERA:      | 0.0 |     | 2  | 2 | 0 | 0  | 0  | 0  | 0   | 0   | 0   | 0  | 0  | 2  | 2  | ∞    | ∞     |
| Kent Tekulve, R (9, 1)<br>ERA: 4.19   | 0.2 | S   | 1  | 0 | 0 | 0  | 0  | 0  | 0   | 0   | 0   | 0  | 0  | 1  | 1  | 0.00 | 0.000 |

| PITCHER                               | IP  | WLS | BF | H | R | ER | SO | BB | IBB | HBP | BLK | WP | HR | S  | P  | ERA  | WHIP  |
|---------------------------------------|-----|-----|----|---|---|----|----|----|-----|-----|-----|----|----|----|----|------|-------|
| Charles Hudson, R (1, 1)<br>ERA: 4.12 | 8.1 | W   | 33 | 6 | 5 | 5  | 9  | 3  | 0   | 0   | 0   | 0  | 1  | 48 | 60 | 5.40 | 1.080 |
| Dave Shipanoff, R (9, 1)<br>ERA:      | 0.0 |     | 2  | 2 | 0 | 0  | 0  | 0  | 0   | 0   | 0   | 0  | 0  | 2  | 2  | ∞    | ∞     |
| Kent Tekulve, R (9, 1)<br>ERA: 4.19   | 0.2 | S   | 1  | 0 | 0 | 0  | 0  | 0  | 0   | 0   | 0   | 0  | 0  | 1  | 1  | 0.00 | 0.000 |



| Batter  | 1   | 2                               | 3                            | 4                                | 5                            | 6                                | 7                            | 8                               | 9                            | 10                              | 11                           | AB R H RBI BB SO LOB             | TOP  |                                 |                              |                                 |                              |                                 |                              |                                 |                              |                                 |                                  |                                    |                                  |        |  |  |  |  |
|---|---|---------------------------------|------------------------------|----------------------------------|------------------------------|----------------------------------|------------------------------|---------------------------------|------------------------------|---------------------------------|------------------------------|----------------------------------|--|---------------------------------|------------------------------|---------------------------------|------------------------------|---------------------------------|------------------------------|---------------------------------|------------------------------|---------------------------------|----------------------------------|------------------------------------|----------------------------------|--------|--|--|--|--|
| Mariano Duncan, R (1, 6)<br>OBP: 0.292, SLG: 0.350    | 0-3 K   |                                 | 0-0 WP<br>E<br>2B            |                                  | 0-0 F9                       | 0-0 P5                           |                              |                                 | 0-3 K                        |                                 | 0-0 1-H<br>3B                | 6 1 2 1 0 2 2                    | <b>Los Angeles Dodgers @ Philadelphia Phillies</b><br><b>Veterans Stadium, Philadelphia, PA</b><br>Tue Aug 20 1985, 7:05 PM EDT<br>Att. 24,227 - Unknown<br><a href="http://livebaseballscorecards.com">livebaseballscorecards.com</a> |                                 |                              |                                 |                              |                                 |                              |                                 |                              |                                 |                                  |                                    |                                  |        |  |  |  |  |
| Bob Bailor, R (1, 5)<br>OBP: 0.230, SLG: 0.262        | 0-0 6-3   |                                 | 0-0 P4<br>2-3                |                                  | 0-0 L5                       |                                  |                              | 0-0 G3<br>1B                    | 0-0 F9                       |                                 | 0-0 6-3                      | 6 0 1 0 0 0 2                    |  |                                 |                              |                                 |                              |                                 |                              |                                 |                              |                                 |                                  |                                    |                                  |        |  |  |  |  |
| Ken Landreaux, L (1, 8)<br>OBP: 0.313, SLG: 0.416     | 0-0 6-3   |                                 | 4-0 E<br>BB                  |                                  | 0-0 F8                       |                                  |                              | 0-0 G3<br>1-2                   | 0-0 L6                       |                                 |                              | 4 0 0 0 1 0 1                    |  |                                 |                              |                                 |                              |                                 |                              |                                 |                              |                                 |                                  |                                    |                                  |        |  |  |  |  |
| Pedro Guerrero, R (1, 7)<br>OBP: 0.426, SLG: 0.608    |   | 0-0 2B<br>1B                    | 4-0 1-2<br>3-H<br>BB         |                                  |                              | 0-0 2B<br>6-3<br>1B              |                              | 0-0 F8                          |                              | 0-0 F7                          |                              | 4 2 2 0 1 0 1                    |  |                                 |                              |                                 |                              |                                 |                              |                                 |                              |                                 |                                  |                                    |                                  |        |  |  |  |  |
| Greg Brock, L (1, 3)<br>OBP: 0.326, SLG: 0.440        |   | 0-3 K<br>1B                     | 0-0 4-3                      |                                  |                              | 0-0 1-3<br>E<br>2B               |                              | 0-3 K                           |                              | 0-0 G3-6-3<br>1B                |                              | 5 1 2 0 0 2 4                    |  |                                 |                              |                                 |                              |                                 |                              |                                 |                              |                                 |                                  |                                    |                                  |        |  |  |  |  |
| Mike Marshall, R (1, 9)<br>OBP: 0.330, SLG: 0.451     |   | 0-0 1-H<br>2B                   |                              | 0-0 F9                           |                              | 0-0 6-3                          |                              | 0-0 FC3-6<br>1B                 |                              | 0-0 G3-6-3<br>1-2f              |                              | 4 0 2 2 0 0 1                    |  |                                 |                              |                                 |                              |                                 |                              |                                 |                              |                                 |                                  |                                    |                                  |        |  |  |  |  |
| Terry Whitfield, L (10, PH)<br>OBP: 0.314, SLG: 0.451 |   |                                 |                              |                                  |                              |                                  |                              |                                 |                              |                                 |                              | 1 0 0 0 0 0 1                    |  |                                 |                              |                                 |                              |                                 |                              |                                 |                              |                                 |                                  |                                    |                                  |        |  |  |  |  |
| Candy Maldonado, R (10, 9)<br>OBP: 0.263, SLG: 0.285  |   |                                 |                              |                                  |                              |                                  |                              |                                 |                              |                                 |                              | 0 0 0 0 0 0 0                    |  |                                 |                              |                                 |                              |                                 |                              |                                 |                              |                                 |                                  |                                    |                                  |        |  |  |  |  |
| Mike Scioscia, L (1, 2)<br>OBP: 0.391, SLG: 0.401     |   | 4-0 G6-3<br>BB                  |                              | 0-0 P5                           |                              | 4-0 E<br>BB                      |                              | 0-0 P1                          |                              |                                 | 0-0 4-3                      | 3 0 0 0 2 0 1                    |  |                                 |                              |                                 |                              |                                 |                              |                                 |                              |                                 |                                  |                                    |                                  |        |  |  |  |  |
| Steve Sax, R (1, 4)<br>OBP: 0.334, SLG: 0.292         |   | 0-0 G6-3<br>1-2f                |                              | 0-0 E1<br>CS<br>1B               |                              | 0-0 1-3<br>2-H<br>BB             |                              | 0-0 FC3-6<br>FC6-4<br>1-2f      |                              |                                 | 0-0 3B<br>1B                 | 5 1 2 0 0 0 4                    |  |                                 |                              |                                 |                              |                                 |                              |                                 |                              |                                 |                                  |                                    |                                  |        |  |  |  |  |
| Bob Welch, R (1, 1)<br>OBP: 0.290, SLG: 0.250         |   |                                 | 0-0 F9                       |                                  | 0-0 4-3                      |                                  |                              | 0-0 FC6-4<br>1-2f               |                              |                                 | 0-0 P3                       | 2 0 0 0 0 0 1                    |  |                                 |                              |                                 |                              |                                 |                              |                                 |                              |                                 |                                  |                                    |                                  |        |  |  |  |  |
| Len Matuszek, L (6, PH)<br>OBP: 0.264, SLG: 0.326     |   |                                 |                              |                                  |                              |                                  |                              |                                 |                              |                                 |                              | 0 0 0 0 0 1 0 0                  |  |                                 |                              |                                 |                              |                                 |                              |                                 |                              |                                 |                                  |                                    |                                  |        |  |  |  |  |
| Ken Howell, R (8, PH)<br>OBP: 0.306, SLG: 0.344       |   |                                 |                              |                                  |                              |                                  |                              |                                 |                              |                                 |                              | 0 0 0 0 0 0 0 0                  |  |                                 |                              |                                 |                              |                                 |                              |                                 |                              |                                 |                                  |                                    |                                  |        |  |  |  |  |
| R.J. Reynolds, S (8, PH)<br>OBP: 0.111, SLG: 0.111    |   |                                 |                              |                                  |                              |                                  |                              |                                 |                              |                                 |                              | 1 0 0 0 0 0 0 0                  |  |                                 |                              |                                 |                              |                                 |                              |                                 |                              |                                 |                                  |                                    |                                  |        |  |  |  |  |
| Tom Niedenfuer, R (8, 1)<br>OBP: 0.143, SLG: 0.318    |   |                                 |                              |                                  |                              |                                  |                              |                                 |                              |                                 |                              | 1 0 0 0 0 0 0 0                  |  |                                 |                              |                                 |                              |                                 |                              |                                 |                              |                                 |                                  |                                    |                                  |        |  |  |  |  |
| Bill Russell, R (11, PH)<br>OBP: 0.188, SLG: 0.138    |   |                                 |                              |                                  |                              |                                  |                              |                                 |                              |                                 |                              | 1 0 0 0 0 0 0 1                  |  |                                 |                              |                                 |                              |                                 |                              |                                 |                              |                                 |                                  |                                    |                                  |        |  |  |  |  |
| Rick Honeycutt, L (11, 1)<br>OBP: 0.188, SLG: 0.138   |   |                                 |                              |                                  |                              |                                  |                              |                                 |                              |                                 |                              | 0 0 0 0 0 0 0 0                  |  |                                 |                              |                                 |                              |                                 |                              |                                 |                              |                                 |                                  |                                    |                                  |        |  |  |  |  |
| <b>Inning Stats</b>                                   | R: 0<br>E: 0<br>K: 1<br>S: 5                          | H: 0<br>LOB: 0<br>BB: 0<br>P: 5 | R: 1<br>E: 0<br>K: 1<br>S: 6 | H: 2<br>LOB: 1<br>BB: 1<br>P: 10 | R: 1<br>E: 1<br>K: 0<br>S: 4 | H: 1<br>LOB: 2<br>BB: 2<br>P: 12 | R: 0<br>E: 0<br>K: 0<br>S: 4 | H: 1<br>LOB: 1<br>BB: 0<br>P: 4 | R: 0<br>E: 0<br>K: 0<br>S: 3 | H: 0<br>LOB: 0<br>BB: 0<br>P: 3 | R: 2<br>E: 1<br>K: 0<br>S: 5 | H: 2<br>LOB: 2<br>BB: 2<br>P: 13 | R: 0<br>E: 0<br>K: 1<br>S: 6   | H: 1<br>LOB: 1<br>BB: 0<br>P: 6 | R: 0<br>E: 0<br>K: 0<br>S: 4 | H: 1<br>LOB: 1<br>BB: 0<br>P: 4 | R: 0<br>E: 0<br>K: 1<br>S: 5 | H: 0<br>LOB: 0<br>BB: 0<br>P: 5 | R: 0<br>E: 0<br>K: 0<br>S: 3 | H: 1<br>LOB: 0<br>BB: 0<br>P: 3 | R: 1<br>E: 0<br>K: 0<br>S: 5 | H: 2<br>LOB: 1<br>BB: 0<br>P: 5 | 1B: 7<br>2B: 3<br>3B: 1<br>HR: 0 | SF: 0<br>SAC: 0<br>DP: 2<br>HBP: 0 | WP: 1<br>PB: 0<br>SB: 0<br>CS: 1 | PA: 47 |  |  |  |  |
| <b>PITCHER</b>  | IP WLS BF H R ER SO BB IBB HBP BLK WP HR S P ERA WHIP |                                 |                              |                                  |                              |                                  |                              |                                 |                              |                                 |                              |                                  |  |                                 |                              |                                 |                              |                                 |                              |                                 |                              |                                 |                                  |                                    |                                  |        |  |  |  |  |
| Kevin Gross, R (1, 1)<br>ERA: 2.93                    | 5.0   | 23                              | 6                            | 4                                | 2                            | 2                                | 3                            | 0                               | 0                            | 0                               | 1                            | 0                                | 24   | 36                              | 3.60                         | 1.800                           |                              |                                 |                              |                                 |                              |                                 |                                  |                                    |                                  |        |  |  |  |  |
| Larry Andersen, R (6, 1)<br>ERA: 4.71                 | 2.0   | 9                               | 1                            | 0                                | 0                            | 1                                | 2                            | 0                               | 0                            | 0                               | 0                            | 0                                | 9  | 17                              | 0.00                         | 1.500                           |                              |                                 |                              |                                 |                              |                                 |                                  |                                    |                                  |        |  |  |  |  |
| Don Carman, L (8, 1)<br>ERA: 2.52                     | 2.0   | 7                               | 1                            | 0                                | 0                            | 1                                | 0                            | 0                               | 0                            | 0                               | 0                            | 0                                | 9  | 9                               | 0.00                         | 0.500                           |                              |                                 |                              |                                 |                              |                                 |                                  |                                    |                                  |        |  |  |  |  |
| Kent Tekulve, R (10, 1)<br>ERA: 4.2                   | 2.0   | L 8                             | 3                            | 1                                | 1                            | 0                                | 0                            | 0                               | 0                            | 0                               | 0                            | 0                                | 8  | 8                               | 4.50                         | 1.500                           |                              |                                 |                              |                                 |                              |                                 |                                  |                                    |                                  |        |  |  |  |  |

|     |    |
|-----|----|
| AB  | 42 |
| R   | 5  |
| H   | 11 |
| RBI | 3  |
| BB  | 5  |
| SO  | 4  |
| LOB | 20 |



| Batter   | 1             | 2             | 3       | 4      | 5      | 6            | 7       | 8      | 9          | 10      | 11               | AB R H RBI BB SO LOB  |
|--|---------------|---------------|---------|--------|--------|--------------|---------|--------|------------|---------|------------------|---|
| <b>Jeff Stone, L</b> (1, 7)<br><small>OBP: 0.296, SLG: 0.315</small><br><b>Don Carman, L</b> (8, 1)<br><b>Tim Corcoran, L</b> (9, PH)<br><small>OBP: 0.307, SLG: 0.263</small><br><b>Kent Tekulve, R</b> (10, 1)<br><b>Ozzie Virgil, R</b> (11, PH)<br><small>OBP: 0.361, SLG: 0.481</small> | <br>3B 1B     | <br>K         |         |        | <br>G3 |              | <br>F7  |        | <br>9-6    |         | <br>4-3          | 4 1 1 0 0 1 3<br>0 0 0 0 0 0 0<br>1 0 0 0 0 0 2<br>0 0 0 0 0 0 0<br>1 0 0 0 0 0 1 |
| <b>Juan Samuel, R</b> (1, 4)<br><small>OBP: 0.300, SLG: 0.441</small>  | <br>2B 3B     | <br>F8        |         |        | <br>HR |              | <br>6-3 |        |            | <br>F9  |                  | 5 2 2 2 0 0 3   |
| <b>Glenn Wilson, R</b> (1, 9)<br><small>OBP: 0.309, SLG: 0.425</small>   | <br>2B 4-3 BB |               | <br>6-3 |        | <br>F9 |              |         | <br>K  |            | <br>K   |                  | 4 1 0 0 1 2 0   |
| <b>Mike Schmidt, R</b> (1, 3)<br><small>OBP: 0.352, SLG: 0.491</small>   | <br>2B        |               | <br>K   |        | <br>P2 |              |         | <br>K  |            | <br>2B  |                  | 5 0 2 1 0 2 0   |
| <b>Von Hayes, L</b> (1, 8)<br><small>OBP: 0.352, SLG: 0.437</small>  | <br>4-3       |               | <br>1-3 |        | <br>F9 |              |         | <br>2B |            | <br>IBB |                  | 4 0 1 1 1 0 1   |
| <b>Darren Daulton, L</b> (1, 2)<br><small>OBP: 0.347, SLG: 0.500</small>   | <br>K         |               |         | <br>K  |        | <br>F7       |         | <br>K  |            | <br>3-1 |                  | 5 0 0 0 0 3 4   |
| <b>Rick Schu, R</b> (1, 5)<br><small>OBP: 0.337, SLG: 0.415</small>  | <br>F8        |               |         | <br>K  |        | <br>K        |         |        | <br>F8     |         | <br>4-3 SH1-4 1B | 5 0 1 0 0 2 1   |
| <b>Tom Foley, L</b> (1, 6)<br><small>OBP: 0.272, SLG: 0.328</small><br><b>Luis Aguayo, R</b> (7, PR)<br><small>OBP: 0.373, SLG: 0.376</small>  |               | <br>2B        |         | <br>1B |        | <br>SH2-4 1B |         |        | <br>9-6 1B |         | <br>SH1-4        | 3 0 3 0 0 0 0<br>1 0 1 0 0 0 0  |
| <b>Kevin Gross, R</b> (1, 1)<br><small>OBP: 0.196, SLG: 0.204</small><br><b>Larry Andersen, R</b> (6, 1)<br><b>Greg Gross, L</b> (7, PH)<br><small>OBP: 0.370, SLG: 0.321</small><br><b>Garry Maddox, R</b> (11, PH)<br><small>OBP: 0.284, SLG: 0.333</small>                                |               | <br>FC3-5-6-2 |         | <br>K  |        | <br>SH2-4    |         |        | <br>1-2 1B |         | <br>4-3          | 2 0 0 0 0 1 2<br>0 0 0 0 0 0 0<br>1 0 1 0 0 0 0<br>1 0 0 0 0 0 1                  |

BOTTOM

Los Angeles Dodgers @ Philadelphia Phillies  
 Veterans Stadium, Philadelphia, PA  
 Tue Aug 20 1985, 7:05 PM EDT  
 Att. 24,227 - Unknown

livebaseballscores.com

|     |    |
|-----|----|
| AB  | 42 |
| R   | 4  |
| H   | 12 |
| RBI | 4  |
| BB  | 2  |
| SO  | 11 |
| LOB | 18 |



| Inning Stats | R: 3 | H: 3 | E: 0 | K: 1 | S: 8 | R: 0 | H: 1 | E: 0 | K: 1 | S: 6 | R: 0 | H: 0 | E: 0 | K: 1 | S: 5 | R: 0 | H: 1 | E: 0 | K: 3 | S: 10 | R: 1 | H: 1 | E: 0 | K: 0 | S: 4 | R: 0 | H: 0 | E: 0 | K: 1 | S: 5 | R: 0 | H: 1 | E: 0 | K: 0 | S: 4 | R: 0 | H: 1 | E: 0 | K: 3 | S: 10 | R: 0 | H: 2 | E: 0 | K: 0 | S: 4 | R: 0 | H: 1 | E: 0 | K: 1 | S: 6 | R: 0 | H: 1 | E: 0 | K: 0 | S: 4 | 1B: 6 | SF: 0 | 2B: 5 | SAC: 2 | 3B: 1 | DP: 1 | HR: 1 | HBP: 0 | WP: 0 | PA: 46 |
|--------------|------|------|------|------|------|------|------|------|------|------|------|------|------|------|------|------|------|------|------|-------|------|------|------|------|------|------|------|------|------|------|------|------|------|------|------|------|------|------|------|-------|------|------|------|------|------|------|------|------|------|------|------|------|------|------|------|-------|-------|-------|--------|-------|-------|-------|--------|-------|--------|
|--------------|------|------|------|------|------|------|------|------|------|------|------|------|------|------|------|------|------|------|------|-------|------|------|------|------|------|------|------|------|------|------|------|------|------|------|------|------|------|------|------|-------|------|------|------|------|------|------|------|------|------|------|------|------|------|------|------|-------|-------|-------|--------|-------|-------|-------|--------|-------|--------|

| PITCHER  | IP  | WLS | BF | H | R | ER | SO | BB | IBB | HBP | BLK | WP | HR | S  | P  | ERA  | WHIP  |
|--|-----|-----|----|---|---|----|----|----|-----|-----|-----|----|----|----|----|------|-------|
| <b>Bob Welch, R</b> (1, 1)<br><small>ERA: 1.94</small>       | 5.0 |     | 22 | 6 | 4 | 4  | 6  | 1  | 0   | 0   | 0   | 0  | 1  | 33 | 37 | 7.20 | 1.400 |
| <b>Ken Howell, R</b> (6, 1)<br><small>ERA: 2.87</small>      | 2.0 |     | 7  | 1 | 0 | 0  | 1  | 0  | 0   | 0   | 0   | 0  | 0  | 9  | 9  | 0.00 | 0.500 |
| <b>Tom Niedenfuer, R</b> (8, 1)<br><small>ERA: 1.9</small>   | 3.0 | W   | 13 | 4 | 0 | 0  | 4  | 0  | 1   | 0   | 0   | 0  | 0  | 20 | 24 | 0.00 | 1.333 |
| <b>Rick Honeycutt, L</b> (11, 1)<br><small>ERA: 3.36</small> | 1.0 | S   | 4  | 1 | 0 | 0  | 0  | 0  | 0   | 0   | 0   | 0  | 0  | 4  | 4  | 0.00 | 1.000 |



| Batter   | 1   | 2                                | 3                            | 4                                | 5                            | 6                               | 7                            | 8                               | 9                             | AB R H RBI BB SO LOB             | TOP                          |                                 |                              |                                 |                               |                                  |                              |                                 |                                   |                                    |                                  |        |
|--|---|----------------------------------|------------------------------|----------------------------------|------------------------------|---------------------------------|------------------------------|---------------------------------|-------------------------------|----------------------------------|------------------------------|---------------------------------|------------------------------|---------------------------------|-------------------------------|----------------------------------|------------------------------|---------------------------------|-----------------------------------|------------------------------------|----------------------------------|--------|
| Mariano Duncan, R<br>OBP: 0.293, SLG: 0.348<br>(1, 6)  |   |                                  |                              |                                  |                              |                                 |                              |                                 |                               | 5 1 1 0 1 0 2                    |                              |                                 |                              |                                 |                               |                                  |                              |                                 |                                   |                                    |                                  |        |
| Bob Bailor, R<br>OBP: 0.269, SLG: 0.292<br>(1, 5)  |   |                                  |                              |                                  |                              |                                 |                              |                                 |                               | 5 3 4 0 1 1 0                    |                              |                                 |                              |                                 |                               |                                  |                              |                                 |                                   |                                    |                                  |        |
| R.J. Reynolds, S<br>OBP: 0.308, SLG: 0.356<br>(1, 7)   |   |                                  |                              |                                  |                              |                                 |                              |                                 |                               | 5 2 2 1 0 0 4                    |                              |                                 |                              |                                 |                               |                                  |                              |                                 |                                   |                                    |                                  |        |
| Pedro Guerrero, R<br>OBP: 0.427, SLG: 0.612<br>Greg Brock, L<br>OBP: 0.326, SLG: 0.440<br>(1, 3)<br>(9, 3)     |   |                                  |                              |                                  |                              |                                 |                              |                                 |                               | 4 3 1 3 2 1 2<br>0 0 0 0 0 0 0   |                              |                                 |                              |                                 |                               |                                  |                              |                                 |                                   |                                    |                                  |        |
| Mike Marshall, R<br>OBP: 0.335, SLG: 0.467<br>Terry Whitfield, L<br>OBP: 0.314, SLG: 0.451<br>(1, 9)<br>(9, 9) |   |                                  |                              |                                  |                              |                                 |                              |                                 |                               | 6 3 4 5 0 1 3<br>0 0 0 0 0 0 0   |                              |                                 |                              |                                 |                               |                                  |                              |                                 |                                   |                                    |                                  |        |
| Candy Maldonado, R<br>OBP: 0.283, SLG: 0.333<br>(1, 8)   |   |                                  |                              |                                  |                              |                                 |                              |                                 |                               | 6 1 5 2 0 0 1                    |                              |                                 |                              |                                 |                               |                                  |                              |                                 |                                   |                                    |                                  |        |
| Steve Yeager, R<br>OBP: 0.246, SLG: 0.239<br>(1, 2)  |   |                                  |                              |                                  |                              |                                 |                              |                                 |                               | 6 0 0 0 0 1 7                    |                              |                                 |                              |                                 |                               |                                  |                              |                                 |                                   |                                    |                                  |        |
| Steve Sax, R<br>OBP: 0.337, SLG: 0.299<br>(1, 4)   |   |                                  |                              |                                  |                              |                                 |                              |                                 |                               | 6 1 3 1 0 1 3                    |                              |                                 |                              |                                 |                               |                                  |                              |                                 |                                   |                                    |                                  |        |
| Fernando Valenzuela, L<br>OBP: 0.211, SLG: 0.237<br>Carlos Diaz, R<br>(8, 1)                                   |   |                                  |                              |                                  |                              |                                 |                              |                                 |                               | 5 1 2 1 0 0 1<br>1 0 0 0 0 0 1   |                              |                                 |                              |                                 |                               |                                  |                              |                                 |                                   |                                    |                                  |        |
| <b>Inning Stats</b>  | R: 5<br>E: 0<br>K: 0<br>S: 8                          | H: 5<br>LOB: 2<br>BB: 2<br>P: 16 | R: 2<br>E: 0<br>K: 0<br>S: 4 | H: 1<br>LOB: 1<br>BB: 2<br>P: 12 | R: 0<br>E: 0<br>K: 0<br>S: 5 | H: 2<br>LOB: 2<br>BB: 0<br>P: 5 | R: 2<br>E: 1<br>K: 0<br>S: 6 | H: 3<br>LOB: 1<br>BB: 0<br>P: 6 | R: 3<br>E: 0<br>K: 1<br>S: 10 | H: 5<br>LOB: 2<br>BB: 0<br>P: 10 | R: 0<br>E: 0<br>K: 1<br>S: 5 | H: 0<br>LOB: 0<br>BB: 0<br>P: 5 | R: 1<br>E: 0<br>K: 0<br>S: 5 | H: 2<br>LOB: 1<br>BB: 0<br>P: 5 | R: 2<br>E: 1<br>K: 2<br>S: 11 | H: 3<br>LOB: 2<br>BB: 0<br>P: 11 | R: 0<br>E: 0<br>K: 1<br>S: 6 | H: 1<br>LOB: 1<br>BB: 0<br>P: 6 | 1B: 14<br>2B: 4<br>3B: 1<br>HR: 3 | SF: 0<br>SAC: 1<br>DP: 1<br>HBP: 0 | WP: 0<br>PB: 0<br>SB: 0<br>CS: 0 | PA: 54 |
| <b>PITCHER</b>   | IP WLS BF H R ER SO BB IBB HBP BLK WP HR S P ERA WHIP |                                  |                              |                                  |                              |                                 |                              |                                 |                               |                                  |                              |                                 |                              |                                 |                               |                                  |                              |                                 |                                   |                                    |                                  |        |
| Jerry Koosman, L<br>ERA: 4.62<br>(1, 1)  | 0.2 L 9 5 5 5 0 2 0 0 0 0 0 2 7 15 67.50 10.500       |                                  |                              |                                  |                              |                                 |                              |                                 |                               |                                  |                              |                                 |                              |                                 |                               |                                  |                              |                                 |                                   |                                    |                                  |        |
| Dave Rucker, L<br>ERA: 4.47<br>(1, 1)  | 3.2 21 8 6 4 0 2 0 0 0 0 0 0 19 27 9.82 2.727         |                                  |                              |                                  |                              |                                 |                              |                                 |                               |                                  |                              |                                 |                              |                                 |                               |                                  |                              |                                 |                                   |                                    |                                  |        |
| Larry Andersen, R<br>ERA: 4.81<br>(5, 1)   | 0.2 5 3 1 1 1 1 0 0 0 0 0 1 7 7 13.50 4.500           |                                  |                              |                                  |                              |                                 |                              |                                 |                               |                                  |                              |                                 |                              |                                 |                               |                                  |                              |                                 |                                   |                                    |                                  |        |
| Dave Shipanoff, R<br>ERA: 2.31<br>(6, 1)   | 3.0 15 5 3 3 3 0 0 0 0 0 0 0 21 21 9.00 1.667         |                                  |                              |                                  |                              |                                 |                              |                                 |                               |                                  |                              |                                 |                              |                                 |                               |                                  |                              |                                 |                                   |                                    |                                  |        |
| Kent Tekulve, R<br>ERA: 4.13<br>(9, 1)   | 1.0 4 1 0 0 0 1 0 0 0 0 0 0 6 6 0.00 1.000            |                                  |                              |                                  |                              |                                 |                              |                                 |                               |                                  |                              |                                 |                              |                                 |                               |                                  |                              |                                 |                                   |                                    |                                  |        |

**Los Angeles Dodgers @ Philadelphia Phillies**  
**Veterans Stadium, Philadelphia, PA**  
 Wed Aug 21 1985, 7:05 PM EDT  
 Att: 23,650 - Unknown

[livebaseballscorecards.com](http://livebaseballscorecards.com)

|            |    |
|------------|----|
| <b>AB</b>  | 49 |
| <b>R</b>   | 15 |
| <b>H</b>   | 22 |
| <b>RBI</b> | 13 |
| <b>BB</b>  | 4  |
| <b>SO</b>  | 5  |
| <b>LOB</b> | 24 |



| Batter   | 1                            | 2                               | 3                            | 4                               | 5                            | 6                                | 7                            | 8                               | 9                            | AB                              | R                            | H                               | RBI                          | BB                              | SO                           | LOB                              |                              |                                 |                                  |                                    |                                  |        |  |  |  |  |
|--|------------------------------|---------------------------------|------------------------------|---------------------------------|------------------------------|----------------------------------|------------------------------|---------------------------------|------------------------------|---------------------------------|------------------------------|---------------------------------|------------------------------|---------------------------------|------------------------------|----------------------------------|------------------------------|---------------------------------|----------------------------------|------------------------------------|----------------------------------|--------|--|--|--|--|
| <b>Von Hayes, L</b> (1, 8)<br>OBP: 0.352, SLG: 0.444     | F8                           |                                 | HR                           |                                 | FC6-4<br>1B                  |                                  | K                            |                                 | 4-3                          | 5                               | 1                            | 2                               | 3                            | 0                               | 1                            | 0                                |                              |                                 |                                  |                                    |                                  |        |  |  |  |  |
| <b>Juan Samuel, R</b> (1, 4)<br>OBP: 0.297, SLG: 0.436   | F9                           |                                 | 1-3                          |                                 | FC6-4<br>1B                  |                                  |                              | F9                              | K                            | 5                               | 0                            | 0                               | 0                            | 0                               | 1                            | 1                                |                              |                                 |                                  |                                    |                                  |        |  |  |  |  |
| <b>Glenn Wilson, R</b> (1, 9)<br>OBP: 0.312, SLG: 0.426  | 6-3                          |                                 | BB                           |                                 | 1-2<br>1B                    |                                  |                              | HR<br>1B                        | 5-3                          | 4                               | 1                            | 2                               | 0                            | 1                               | 0                            | 0                                |                              |                                 |                                  |                                    |                                  |        |  |  |  |  |
| <b>Mike Schmidt, R</b> (1, 3)<br>OBP: 0.353, SLG: 0.491  |                              | K                               | 1-2<br>1B                    |                                 | P6                           |                                  |                              | HR<br>1B                        |                              | 4                               | 1                            | 2                               | 0                            | 0                               | 1                            | 2                                |                              |                                 |                                  |                                    |                                  |        |  |  |  |  |
| <b>Ozzie Virgil, R</b> (1, 2)<br>OBP: 0.358, SLG: 0.477  |                              | F9                              | K                            |                                 |                              | P6                               |                              | HR                              |                              | 3                               | 0                            | 0                               | 0                            | 0                               | 1                            | 2                                |                              |                                 |                                  |                                    |                                  |        |  |  |  |  |
| <b>Derrel Thomas, S</b> (8, 2)<br>OBP: 0.295, SLG: 0.408 |                              |                                 |                              |                                 |                              |                                  |                              |                                 |                              | 1                               | 1                            | 1                               | 3                            | 0                               | 0                            | 0                                |                              |                                 |                                  |                                    |                                  |        |  |  |  |  |
| <b>John Russell, R</b> (1, 7)<br>OBP: 0.294, SLG: 0.390  | F2                           |                                 |                              |                                 | F9                           |                                  | K                            | 2B                              |                              | 4                               | 0                            | 1                               | 0                            | 0                               | 1                            | 0                                |                              |                                 |                                  |                                    |                                  |        |  |  |  |  |
| <b>Rick Schu, R</b> (1, 5)<br>OBP: 0.336, SLG: 0.412     |                              |                                 | FC4-6<br>1B                  |                                 | K                            |                                  | 5-3                          |                                 | P5                           | 4                               | 0                            | 1                               | 0                            | 0                               | 1                            | 1                                |                              |                                 |                                  |                                    |                                  |        |  |  |  |  |
| <b>Luis Aguayo, R</b> (1, 6)<br>OBP: 0.370, SLG: 0.366   |                              |                                 | FC4-6<br>BB<br>HR            |                                 | K                            |                                  | K                            |                                 | BB<br>BB<br>BB               | 3                               | 1                            | 0                               | 0                            | 1                               | 2                            | 1                                |                              |                                 |                                  |                                    |                                  |        |  |  |  |  |
| <b>Jerry Koosman, R</b> (1, 1)<br>OBP: 0.111, SLG: 0.088 |                              |                                 |                              |                                 |                              | F5                               |                              |                                 |                              | 0                               | 0                            | 0                               | 0                            | 0                               | 0                            | 0                                |                              |                                 |                                  |                                    |                                  |        |  |  |  |  |
| <b>Dave Rucker, L</b> (1, 1)<br>OBP: 0.667, SLG: 0.800   |                              |                                 |                              |                                 |                              |                                  |                              |                                 |                              | 0                               | 1                            | 0                               | 0                            | 1                               | 0                            | 0                                |                              |                                 |                                  |                                    |                                  |        |  |  |  |  |
| <b>Larry Andersen, R</b> (5, 1)                          |                              |                                 |                              |                                 |                              |                                  |                              |                                 |                              | 0                               | 0                            | 0                               | 0                            | 0                               | 0                            | 0                                |                              |                                 |                                  |                                    |                                  |        |  |  |  |  |
| <b>Jeff Stone, L</b> (5, PH)<br>OBP: 0.294, SLG: 0.314   |                              |                                 | HR                           |                                 |                              |                                  |                              |                                 |                              | 1                               | 0                            | 0                               | 0                            | 0                               | 0                            | 0                                |                              |                                 |                                  |                                    |                                  |        |  |  |  |  |
| <b>Dave Shipanoff, R</b> (8, 1)                          |                              |                                 |                              |                                 |                              |                                  |                              |                                 |                              | 1                               | 0                            | 0                               | 0                            | 0                               | 1                            | 0                                |                              |                                 |                                  |                                    |                                  |        |  |  |  |  |
| <b>Garry Maddox, R</b> (8, PH)<br>OBP: 0.282, SLG: 0.331 |                              |                                 | HR                           |                                 |                              |                                  |                              |                                 |                              | 1                               | 0                            | 0                               | 0                            | 0                               | 0                            | 2                                |                              |                                 |                                  |                                    |                                  |        |  |  |  |  |
| <b>Kent Tekulve, R</b> (9, 1)                            |                              |                                 | BB                           |                                 |                              |                                  |                              |                                 |                              | 0                               | 0                            | 0                               | 0                            | 0                               | 0                            | 0                                |                              |                                 |                                  |                                    |                                  |        |  |  |  |  |
| <b>Inning Stats</b>                                      | R: 0<br>E: 0<br>K: 0<br>S: 3 | H: 0<br>LOB: 0<br>BB: 0<br>P: 3 | R: 0<br>E: 0<br>K: 1<br>S: 5 | H: 0<br>LOB: 0<br>BB: 0<br>P: 5 | R: 3<br>E: 0<br>K: 1<br>S: 8 | H: 3<br>LOB: 2<br>BB: 2<br>P: 16 | R: 0<br>E: 0<br>K: 2<br>S: 7 | H: 0<br>LOB: 0<br>BB: 0<br>P: 7 | R: 0<br>E: 0<br>K: 0<br>S: 5 | H: 2<br>LOB: 2<br>BB: 0<br>P: 5 | R: 0<br>E: 0<br>K: 1<br>S: 5 | H: 0<br>LOB: 0<br>BB: 0<br>P: 5 | R: 0<br>E: 0<br>K: 3<br>S: 9 | H: 0<br>LOB: 0<br>BB: 0<br>P: 9 | R: 3<br>E: 0<br>K: 0<br>S: 7 | H: 4<br>LOB: 2<br>BB: 1<br>P: 11 | R: 0<br>E: 0<br>K: 1<br>S: 5 | H: 0<br>LOB: 0<br>BB: 0<br>P: 5 | 1B: 6<br>2B: 1<br>3B: 0<br>HR: 2 | SF: 0<br>SAC: 0<br>DP: 0<br>HBP: 0 | WP: 0<br>PB: 0<br>SB: 0<br>CS: 0 | PA: 39 |  |  |  |  |
| <b>PITCHER</b>   | IP                           | WLS                             | BF                           | H                               | R                            | ER                               | SO                           | BB                              | IBB                          | HBP                             | BLK                          | WP                              | HR                           | S                               | P                            | ERA                              | WHIP                         |                                 |                                  |                                    |                                  |        |  |  |  |  |
| <b>Fernando Valenzuela, L</b> (1, 1)<br>ERA: 2.43        | 7.1                          | W                               | 33                           | 9                               | 6                            | 6                                | 8                            | 2                               | 0                            | 0                               | 0                            | 0                               | 2                            | 47                              | 55                           | 7.36                             | 1.500                        |                                 |                                  |                                    |                                  |        |  |  |  |  |
| <b>Carlos Diaz, L</b> (8, 1)<br>ERA: 1.88                | 1.2                          |                                 | 6                            | 0                               | 0                            | 0                                | 1                            | 1                               | 0                            | 0                               | 0                            | 0                               | 0                            | 7                               | 11                           | 0.00                             | 0.600                        |                                 |                                  |                                    |                                  |        |  |  |  |  |

# BOTTOM

## Los Angeles Dodgers @ Philadelphia Phillies Veterans Stadium, Philadelphia, PA

Wed Aug 21 1985, 7:05 PM EDT  
Att. 23,650 - Unknown

|     |    |
|-----|----|
| AB  | 36 |
| R   | 6  |
| H   | 9  |
| RBI | 6  |
| BB  | 3  |
| SO  | 9  |
| LOB | 9  |



|    |   |      |    |
|----|---|------|----|
| WP | 0 | PA   | 39 |
| PB | 0 | SB   | 0  |
| CS | 0 | ERA  |    |
|    |   | WHIP |    |



| Batter  | 1                            | 2   | 3                            | 4                                | 5                                   | 6                               | 7                            | 8                               | 9                            | AB R H RBI BB SO LOB            | TOP                          |                                 |                              |                                 |                              |                                 |                              |                                 |                                  |                                    |                                  |        |                |           |          |          |        |        |         |         |         |          |          |          |         |         |         |         |             |               |
|---|------------------------------|---|------------------------------|----------------------------------|-------------------------------------|---------------------------------|------------------------------|---------------------------------|------------------------------|---------------------------------|------------------------------|---------------------------------|------------------------------|---------------------------------|------------------------------|---------------------------------|------------------------------|---------------------------------|----------------------------------|------------------------------------|----------------------------------|--------|----------------|-----------|----------|----------|--------|--------|---------|---------|---------|----------|----------|----------|---------|---------|---------|---------|-------------|---------------|
| Mariano Duncan, R (1, 6)<br>OBP: 0.292, SLG: 0.345    | 4-0<br>BB<br>CS<br>BB        |   | 0-3<br>K                     |                                  | 0-0<br>G5-3<br>1-2<br>2-3f          |                                 |                              | 0-3<br>K                        |                              | 3 0 0 0 1 2 3                   |                              |                                 |                              |                                 |                              |                                 |                              |                                 |                                  |                                    |                                  |        |                |           |          |          |        |        |         |         |         |          |          |          |         |         |         |         |             |               |
| Bob Bailor, R (1, 5)<br>OBP: 0.271, SLG: 0.293        | 0-0<br>FC6-4<br>1B           |   | 0-0<br>6-3                   |                                  |                                     | 0-3<br>K                        |                              | 0-0<br>6-3                      |                              | 3 0 1 0 0 1 0                   |                              |                                 |                              |                                 |                              |                                 |                              |                                 |                                  |                                    |                                  |        |                |           |          |          |        |        |         |         |         |          |          |          |         |         |         |         |             |               |
| Greg Brock, L (8, PH)<br>OBP: 0.325, SLG: 0.438       |                              |   |                              |                                  |                                     |                                 |                              |                                 |                              | 1 0 0 0 0 0 1                   |                              |                                 |                              |                                 |                              |                                 |                              |                                 |                                  |                                    |                                  |        |                |           |          |          |        |        |         |         |         |          |          |          |         |         |         |         |             |               |
| Ken Howell, R (8, 1)                                  |                              |   |                              |                                  |                                     |                                 |                              |                                 |                              | 0 0 0 0 0 0 0                   |                              |                                 |                              |                                 |                              |                                 |                              |                                 |                                  |                                    |                                  |        |                |           |          |          |        |        |         |         |         |          |          |          |         |         |         |         |             |               |
| R.J. Reynolds, S (1, 7)<br>OBP: 0.302, SLG: 0.348     | 0-0<br>FC6-4<br>1-2f         |   | 0-0<br>F9                    |                                  |                                     | 0-0<br>F8                       |                              |                                 | 0-0<br>F8                    | 4 0 0 0 0 0 1                   |                              |                                 |                              |                                 |                              |                                 |                              |                                 |                                  |                                    |                                  |        |                |           |          |          |        |        |         |         |         |          |          |          |         |         |         |         |             |               |
| Pedro Guerrero, R (1, 3)<br>OBP: 0.424, SLG: 0.606    | 0-0<br>6-3                   |   |                              | 0-3<br>K                         |                                     | 0-0<br>6-3                      |                              |                                 | 0-0<br>E5<br>FC6-4           | 4 0 0 0 0 1 1                   |                              |                                 |                              |                                 |                              |                                 |                              |                                 |                                  |                                    |                                  |        |                |           |          |          |        |        |         |         |         |          |          |          |         |         |         |         |             |               |
| Mike Marshall, R (1, 9)<br>OBP: 0.337, SLG: 0.466     |                              | 4-0<br>BB<br>BB<br>BB<br>BB<br>BB<br>BB<br>BB | G4-6-3<br>BB                 | 0-0<br>5-3                       |                                     | 0-0<br>G4-3<br>1B               |                              | 0-0<br>F9                       | 0-0<br>F9                    | 3 0 1 0 1 0 1                   |                              |                                 |                              |                                 |                              |                                 |                              |                                 |                                  |                                    |                                  |        |                |           |          |          |        |        |         |         |         |          |          |          |         |         |         |         |             |               |
| Candy Maldonado, R (1, 8)<br>OBP: 0.276, SLG: 0.325   |                              | 0-0<br>G4-6-3<br>1-2f                         |                              | 0-0<br>6-3                       |                                     | 0-0<br>F8                       |                              | 0-0<br>FC6-4<br>1-2f            | 0-0<br>FC6-4                 | 4 0 0 0 0 0 3                   |                              |                                 |                              |                                 |                              |                                 |                              |                                 |                                  |                                    |                                  |        |                |           |          |          |        |        |         |         |         |          |          |          |         |         |         |         |             |               |
| Mike Scioscia, L (1, 2)<br>OBP: 0.394, SLG: 0.401     |                              | 4-0<br>BB<br>BB<br>BB<br>BB<br>BB<br>BB<br>BB | BB<br>BB                     |                                  | 0-0<br>FC1-5<br>BB<br>1B            |                                 | 0-0<br>G4-3<br>1-2f          |                                 |                              | 2 0 1 0 1 0 1                   |                              |                                 |                              |                                 |                              |                                 |                              |                                 |                                  |                                    |                                  |        |                |           |          |          |        |        |         |         |         |          |          |          |         |         |         |         |             |               |
| Steve Sax, R (1, 4)<br>OBP: 0.342, SLG: 0.304         |                              | 4-0<br>BB<br>BB<br>BB<br>BB<br>BB<br>BB<br>BB | BB<br>BB                     |                                  | 4-0<br>G5-3<br>FC1-5<br>BB<br>BB    |                                 | 0-0<br>F8<br>2B              |                                 |                              | 1 0 1 0 2 0 0                   |                              |                                 |                              |                                 |                              |                                 |                              |                                 |                                  |                                    |                                  |        |                |           |          |          |        |        |         |         |         |          |          |          |         |         |         |         |             |               |
| Jerry Reuss, L (1, 1)<br>OBP: 0.172, SLG: 0.158       |                              | 0-0<br>4-3                                    |                              |                                  | 0-0<br>FC1-5<br>G5-3<br>1-2<br>2-3f |                                 | 0-0<br>F8                    |                                 | 0-0<br>F8                    | 2 0 0 0 0 0 4                   |                              |                                 |                              |                                 |                              |                                 |                              |                                 |                                  |                                    |                                  |        |                |           |          |          |        |        |         |         |         |          |          |          |         |         |         |         |             |               |
| Bill Russell, R (8, PH)<br>OBP: 0.341, SLG: 0.316     |                              |   |                              |                                  |                                     |                                 |                              |                                 |                              | 1 0 0 0 0 0 1                   |                              |                                 |                              |                                 |                              |                                 |                              |                                 |                                  |                                    |                                  |        |                |           |          |          |        |        |         |         |         |          |          |          |         |         |         |         |             |               |
| <b>Inning Stats</b>                                   | R: 0<br>E: 0<br>K: 0<br>S: 3 | H: 1<br>LOB: 1<br>BB: 1<br>P: 7               | R: 0<br>E: 0<br>K: 0<br>S: 2 | H: 0<br>LOB: 2<br>BB: 3<br>P: 14 | R: 0<br>E: 0<br>K: 1<br>S: 5        | H: 0<br>LOB: 0<br>BB: 0<br>P: 5 | R: 0<br>E: 0<br>K: 1<br>S: 5 | H: 0<br>LOB: 0<br>BB: 0<br>P: 5 | R: 0<br>E: 0<br>K: 0<br>S: 3 | H: 1<br>LOB: 1<br>BB: 1<br>P: 7 | R: 0<br>E: 0<br>K: 1<br>S: 5 | H: 0<br>LOB: 0<br>BB: 0<br>P: 5 | R: 0<br>E: 0<br>K: 0<br>S: 3 | H: 1<br>LOB: 0<br>BB: 0<br>P: 3 | R: 0<br>E: 0<br>K: 1<br>S: 6 | H: 1<br>LOB: 1<br>BB: 0<br>P: 6 | R: 0<br>E: 1<br>K: 0<br>S: 4 | H: 0<br>LOB: 1<br>BB: 0<br>P: 4 | 1B: 3<br>2B: 1<br>3B: 0<br>HR: 0 | SF: 0<br>SAC: 0<br>DP: 3<br>HBP: 0 | WP: 0<br>PB: 0<br>SB: 0<br>CS: 1 | PA: 33 |                |           |          |          |        |        |         |         |         |          |          |          |         |         |         |         |             |               |
| <b>PITCHER</b><br>Shane Rawley, L (1, 1)<br>ERA: 2.82 | IP<br>9.0                    | WLS<br>W                                      | BF<br>33                     | H<br>4                           | R<br>0                              | ER<br>0                         | SO<br>4                      | BB<br>5                         | IBB<br>0                     | HBP<br>0                        | BLK<br>0                     | WP<br>0                         | HR<br>0                      | S<br>36                         | P<br>56                      | ERA<br>0.00                     | WHIP<br>1.000                |                                 |                                  |                                    |                                  |        | <b>PITCHER</b> | IP<br>9.0 | WLS<br>W | BF<br>33 | H<br>4 | R<br>0 | ER<br>0 | SO<br>4 | BB<br>5 | IBB<br>0 | HBP<br>0 | BLK<br>0 | WP<br>0 | HR<br>0 | S<br>36 | P<br>56 | ERA<br>0.00 | WHIP<br>1.000 |

Los Angeles Dodgers @ Philadelphia Phillies  
Veterans Stadium, Philadelphia, PA

Thu Aug 22 1985, 7:05 PM EDT  
Att: 22,598 - Unknown

livebaseballscorecards.com

|     |    |
|-----|----|
| AB  | 28 |
| R   | 0  |
| H   | 4  |
| RBI | 0  |
| BB  | 5  |
| SO  | 4  |
| LOB | 16 |



| Batter   | 1                | 2                  | 3                  | 4          | 5                 | 6                       | 7                  | 8                  | 9 | AB | R | H | RBI | BB | SO | LOB |
|--|------------------|--------------------|--------------------|------------|-------------------|-------------------------|--------------------|--------------------|---|----|---|---|-----|----|----|-----|
| Von Hayes, L<br>OBP: 0.353, SLG: 0.447 (1, 8)    | 0-0<br>4-3       |                    | 0-0<br>4-3         | 0-0<br>4-3 |                   |                         | 0-0<br>CS<br>1B    |                    |   | 4  | 0 | 2 | 0   | 0  | 0  | 1   |
| Juan Samuel, R<br>OBP: 0.296, SLG: 0.439 (1, 4)  | 0-0<br>SF8<br>3B |                    | 0-3<br>K           |            | 0-0<br>5-3        |                         | 0-0<br>F9          |                    |   | 4  | 1 | 1 | 0   | 0  | 1  | 2   |
| Glenn Wilson, R<br>OBP: 0.312, SLG: 0.425 (1, 9) | 0-0<br>SF8       |                    | 0-0<br>4-3         |            | 0-0<br>CS<br>1B   |                         | 0-0<br>1-4-3       |                    |   | 3  | 0 | 1 | 1   | 0  | 0  | 2   |
| Mike Schmidt, R<br>OBP: 0.354, SLG: 0.490 (1, 3) | 0-0<br>F7        |                    | 0-0<br>FC5-4<br>BB |            | 0-0<br>F8         |                         | 0-0<br>FC6-4<br>1B |                    |   | 3  | 0 | 1 | 0   | 1  | 0  | 1   |
| Ozzie Virgil, R<br>OBP: 0.359, SLG: 0.476 (1, 2) |                  | 0-0<br>FC5-4<br>1B | 0-0<br>FC5-4       |            | 0-0<br>CS         | 4-0<br>G5-3<br>1B<br>BB |                    | 0-0<br>FC6-4<br>1B |   | 3  | 0 | 1 | 0   | 1  | 0  | 3   |
| John Russell, R<br>OBP: 0.299, SLG: 0.399 (1, 7) |                  | 0-0<br>F8          |                    | 0-0<br>2B  |                   | 0-0<br>G5-3<br>1B       |                    | 0-0<br>F7          |   | 4  | 1 | 2 | 0   | 0  | 0  | 2   |
| Greg Gross, L<br>OBP: 0.370, SLG: 0.321 (9, 7)   |                  |                    |                    |            |                   |                         |                    |                    |   | 0  | 0 | 0 | 0   | 0  | 0  | 0   |
| Rick Schu, R<br>OBP: 0.335, SLG: 0.409 (1, 5)    |                  | 0-0<br>FC5-4<br>1B | 0-3<br>K           |            | 0-0<br>G5-3<br>1B |                         | 0-0<br>G5-3<br>1B  |                    |   | 4  | 0 | 1 | 0   | 0  | 1  | 4   |
| Luis Aguayo, R<br>OBP: 0.373, SLG: 0.365 (1, 6)  |                  | 0-0<br>1B          | 0-0<br>6-3         |            | 0-0<br>IBB        |                         | 0-3<br>K           |                    |   | 3  | 0 | 1 | 0   | 1  | 1  | 3   |
| Shane Rawley, R<br>OBP: 0.191, SLG: 0.163 (1, 1) |                  | 0-0<br>1B          | 0-0<br>2B          |            | 0-3<br>K          |                         |                    |                    |   | 3  | 0 | 2 | 1   | 0  | 1  | 2   |

| Inning Stats | R: 1 | H: 1 | E: 0 | K: 0 | S: 4 | H: 1 | LOB: 0 | BB: 0 | P: 4 | R: 0 | H: 3 | E: 0 | K: 0 | S: 5 | H: 1 | LOB: 2 | BB: 1 | P: 10 | R: 1 | H: 2 | E: 0 | K: 1 | S: 7 | H: 1 | LOB: 1 | BB: 0 | P: 7 | R: 0 | H: 1 | E: 0 | K: 0 | S: 3 | H: 1 | LOB: 2 | BB: 2 | P: 13 | R: 0 | H: 1 | E: 0 | K: 0 | S: 3 | H: 2 | LOB: 2 | BB: 0 | P: 7 |
|--------------|------|------|------|------|------|------|--------|-------|------|------|------|------|------|------|------|--------|-------|-------|------|------|------|------|------|------|--------|-------|------|------|------|------|------|------|------|--------|-------|-------|------|------|------|------|------|------|--------|-------|------|
|--------------|------|------|------|------|------|------|--------|-------|------|------|------|------|------|------|------|--------|-------|-------|------|------|------|------|------|------|--------|-------|------|------|------|------|------|------|------|--------|-------|-------|------|------|------|------|------|------|--------|-------|------|

| PITCHER                            | IP  | WLS | BF | H  | R | ER | SO | BB | IBB | HBP | BLK | WP | HR | S  | P  | ERA  | WHIP  |
|------------------------------------|-----|-----|----|----|---|----|----|----|-----|-----|-----|----|----|----|----|------|-------|
| Jerry Reuss, L<br>ERA: 2.91 (1, 1) | 7.0 | L   | 30 | 10 | 2 | 2  | 3  | 2  | 1   | 0   | 0   | 0  | 0  | 33 | 45 | 2.57 | 1.714 |
| Ken Howell, R<br>ERA: 2.83 (8, 1)  | 1.0 |     | 5  | 2  | 0 | 0  | 1  | 0  | 0   | 0   | 0   | 0  | 0  | 7  | 7  | 0.00 | 2.000 |

**BOTTOM**

Los Angeles Dodgers @ Philadelphia Phillies  
Veterans Stadium, Philadelphia, PA

Thu Aug 22 1985, 7:05 PM EDT  
Att. 22,598 - Unknown

|     |    |
|-----|----|
| AB  | 31 |
| R   | 2  |
| H   | 12 |
| RBI | 2  |
| BB  | 3  |
| SO  | 4  |
| LOB | 20 |

WP: 0 PA: 36  
PB: 0 SB: 0  
CS: 2





| Batter   | 1   | 2                               | 3                            | 4                                | 5                            | 6                                | 7                             | 8                                | 9                            | AB R H RBI BB SO LOB                            | TOP   |                                 |                              |                                  |                              |                                 |                              |                                 |                                  |                                    |                                  |        |  |  |  |  |  |  |  |  |  |  |  |  |  |  |
|--|---|---------------------------------|------------------------------|----------------------------------|------------------------------|----------------------------------|-------------------------------|----------------------------------|------------------------------|---|---|---------------------------------|------------------------------|----------------------------------|------------------------------|---------------------------------|------------------------------|---------------------------------|----------------------------------|------------------------------------|----------------------------------|--------|--|--|--|--|--|--|--|--|--|--|--|--|--|--|
| Joel Youngblood, R<br>OBP: 0.344, SLG: 0.347<br>(1, 7)<br>(6, 9)   | 0-0<br>2B<br>G3<br>1B                                 |                                 | 0-3<br>K                     | 0-0<br>FC4-6<br>1-2f             |                              |                                  | 0-0<br>G3                     | 0-0<br>1-2<br>1B                 |                              | 5 1 2 0 0 1 4                                   |   |                                 |                              |                                  |                              |                                 |                              |                                 |                                  |                                    |                                  |        |  |  |  |  |  |  |  |  |  |  |  |  |  |  |
| Brad Wellman, R<br>OBP: 0.277, SLG: 0.313<br>(1, 4)  | 0-0<br>P4   |                                 | 0-0<br>E6                    |                                  | 0-0<br>F9                    |                                  | 0-0<br>G3-4                   | 0-0<br>F8                        |                              | 5 0 0 0 0 0 4                                   |   |                                 |                              |                                  |                              |                                 |                              |                                 |                                  |                                    |                                  |        |  |  |  |  |  |  |  |  |  |  |  |  |  |  |
| Chili Davis, S<br>OBP: 0.349, SLG: 0.408<br>(1, 8)   | 0-0<br>G3<br>1-3<br>2B                                |                                 | 0-0<br>F3                    |                                  | 0-0<br>4-3                   |                                  | 4-0<br>BB                     |                                  | 0-0<br>G3                    | 4 0 1 0 1 0 1                                   |   |                                 |                              |                                  |                              |                                 |                              |                                 |                                  |                                    |                                  |        |  |  |  |  |  |  |  |  |  |  |  |  |  |  |
| Dan Driessen, L<br>OBP: 0.318, SLG: 0.366<br>(1, 3)  | 0-0<br>G3<br>2-3<br>3-H                               |                                 |                              | 0-0<br>1B<br>1B                  | 0-0<br>L4                    |                                  | 0-3<br>K                      |                                  | 0-0<br>4-3                   | 5 1 1 1 0 1 3                                   |   |                                 |                              |                                  |                              |                                 |                              |                                 |                                  |                                    |                                  |        |  |  |  |  |  |  |  |  |  |  |  |  |  |  |
| Chris Brown, R<br>OBP: 0.346, SLG: 0.457<br>(1, 5)   | 0-0<br>6-3  |                                 |                              | 0-0<br>1B<br>1-2<br>1B           |                              | 0-3<br>K                         |                               | 0-0<br>HR                        | 0-3<br>K                     | 5 1 2 1 0 2 1                                   |   |                                 |                              |                                  |                              |                                 |                              |                                 |                                  |                                    |                                  |        |  |  |  |  |  |  |  |  |  |  |  |  |  |  |
| Bob Brenly, R<br>OBP: 0.311, SLG: 0.419<br>(1, 2)  |   | 0-0<br>6-3                      |                              | 0-0<br>1B<br>1-2<br>2-H<br>1B    |                              | 0-0<br>WP<br>1B                  |                               | 0-0<br>4-3<br>SH1-4<br>1B        |                              | 4 1 3 1 0 0 0                                   |   |                                 |                              |                                  |                              |                                 |                              |                                 |                                  |                                    |                                  |        |  |  |  |  |  |  |  |  |  |  |  |  |  |  |
| David Green, R<br>OBP: 0.296, SLG: 0.357<br>Frank Williams, R<br>(6, 1)<br>Scott Garrelts, R<br>OBP: 0.222, SLG: 0.125<br>(9, 1) |   | 0-0<br>6-3                      |                              | 0-3<br>K                         |                              | 4-0<br>BB                        |                               | 0-0<br>SH1-4                     |                              | 2 0 0 0 1 1 2<br>0 0 0 0 0 0 0<br>0 0 0 0 0 0 0 | AB 38<br>R 4<br>H 12<br>RBI 4<br>BB 2<br>SO 7<br>LOB 20 |                                 |                              |                                  |                              |                                 |                              |                                 |                                  |                                    |                                  |        |  |  |  |  |  |  |  |  |  |  |  |  |  |  |
| Jose Uribe, S<br>OBP: 0.271, SLG: 0.299<br>(1, 6)  |   | 0-3<br>K2-3                     |                              | 0-3<br>K                         |                              | 0-0<br>FC6-4-3-2-5<br>1-2<br>2-H |                               | 0-0<br>4-3                       |                              | 4 0 0 0 0 2 5                                   |   |                                 |                              |                                  |                              |                                 |                              |                                 |                                  |                                    |                                  |        |  |  |  |  |  |  |  |  |  |  |  |  |  |  |
| Atlee Hammaker, S<br>OBP: 0.079, SLG: 0.079<br>Dan Gladden, R<br>OBP: 0.292, SLG: 0.306<br>(6, 7)                                |   |                                 | 0-0<br>P4                    | 0-0<br>FC4-6<br>1-2<br>2-3<br>1B |                              |                                  | 0-0<br>3B                     | 0-0<br>3-H<br>1B                 |                              | 2 0 1 0 0 0 0<br>2 0 2 1 0 0 0                  |   |                                 |                              |                                  |                              |                                 |                              |                                 |                                  |                                    |                                  |        |  |  |  |  |  |  |  |  |  |  |  |  |  |  |
| Inning Stats   | R: 1<br>E: 0<br>K: 0<br>S: 5                          | H: 2<br>LOB: 1<br>BB: 0<br>P: 5 | R: 0<br>E: 0<br>K: 1<br>S: 5 | H: 0<br>LOB: 0<br>BB: 0<br>P: 5  | R: 0<br>E: 1<br>K: 1<br>S: 6 | H: 0<br>LOB: 1<br>BB: 0<br>P: 6  | R: 1<br>E: 0<br>K: 2<br>S: 11 | H: 4<br>LOB: 3<br>BB: 0<br>P: 11 | R: 0<br>E: 0<br>K: 0<br>S: 3 | H: 0<br>LOB: 0<br>BB: 0<br>P: 3                 | R: 0<br>E: 0<br>K: 1<br>S: 5                            | H: 1<br>LOB: 1<br>BB: 1<br>P: 9 | R: 0<br>E: 0<br>K: 1<br>S: 6 | H: 1<br>LOB: 2<br>BB: 1<br>P: 10 | R: 2<br>E: 0<br>K: 0<br>S: 7 | H: 4<br>LOB: 2<br>BB: 0<br>P: 7 | R: 0<br>E: 0<br>K: 1<br>S: 5 | H: 0<br>LOB: 0<br>BB: 0<br>P: 5 | 1B: 9<br>2B: 2<br>3B: 1<br>HR: 1 | SF: 0<br>SAC: 1<br>DP: 1<br>HBP: 0 | WP: 1<br>PB: 0<br>SB: 0<br>CS: 0 | PA: 41 |  |  |  |  |  |  |  |  |  |  |  |  |  |  |
| PITCHER  | IP WLS BF H R ER SO BB IBB HBP BLK WP HR S P ERA WHIP |                                 |                              |                                  |                              |                                  |                               |                                  |                              |   |   |                                 |                              |                                  |                              |                                 |                              |                                 |                                  |                                    |                                  |        |  |  |  |  |  |  |  |  |  |  |  |  |  |  |
| John Denny, R<br>ERA: 3.75<br>Kent Tekulve, R<br>ERA: 4.11<br>Dave Shipanoff, R<br>ERA: 2.13                                     | (1, 1)<br>(8, 1)<br>(9, 1)                            | 7.2<br>0.1<br>1.0               | L                            | 37<br>1<br>3                     | 12<br>0<br>0                 | 4<br>0<br>0                      | 4<br>0<br>0                   | 6<br>0<br>1                      | 2<br>0<br>0                  | 0<br>0<br>0                                     | 0<br>0<br>0   | 1<br>0<br>0                     | 1<br>1<br>5                  | 47<br>1<br>5                     | 55<br>1<br>5                 | 4.70<br>0.00<br>0.00            | 1.826<br>0.000<br>0.000      |                                 |                                  |                                    |                                  |        |  |  |  |  |  |  |  |  |  |  |  |  |  |  |

San Francisco Giants @ Philadelphia Phillies  
Veterans Stadium, Philadelphia, PA  
Fri Aug 23 1985, 7:05 PM EDT  
Att: 26,194 - Unknown

livebaseballscorecards.com



| Batter   | 1       | 2       | 3                   | 4          | 5          | 6       | 7                    | 8       | 9                  | AB | R | H | RBI | BB | SO | LOB |
|--|---------|---------|---------------------|------------|------------|---------|----------------------|---------|--------------------|----|---|---|-----|----|----|-----|
| Von Hayes, L (1, 8)<br>OBP: 0.352, SLG: 0.445  | 0-0 L6  |         | 0-0 1B              |            | 0-0 4-3    |         |                      | 0-3 K   |                    | 4  | 0 | 1 | 0   | 0  | 1  | 1   |
| Juan Samuel, R (1, 4)<br>OBP: 0.294, SLG: 0.435  | 0-0 F8  |         | 0-0 F9              |            | 0-3 K      |         |                      | 0-0 4-3 |                    | 4  | 0 | 0 | 0   | 0  | 1  | 3   |
| Glenn Wilson, R (1, 9)<br>OBP: 0.311, SLG: 0.423   | 0-0 5-3 |         | 0-0 6-3             |            |            | 0-0 5-3 |                      |         | 0-0 G6-4-3 BB 1B   | 4  | 0 | 1 | 0   | 0  | 0  | 2   |
| Mike Schmidt, R (1, 3)<br>OBP: 0.355, SLG: 0.489   |         | 0-0 F8  |                     | 0-0 F8 1B  |            | 0-0 F8  |                      |         | 4-0 G6-4-3 BB 1-2  | 3  | 0 | 1 | 0   | 1  | 0  | 0   |
| Ozzie Virgil, R (1, 2)<br>OBP: 0.355, SLG: 0.470   |         | 0-0 F9  |                     | 0-0 F8 1-2 |            | 0-3 K   |                      |         | 0-0 G6-4-3 1-2 2-3 | 4  | 0 | 0 | 0   | 0  | 1  | 3   |
| John Russell, R (1, 7)<br>OBP: 0.295, SLG: 0.394<br>Greg Gross, L (7, PH)<br>OBP: 0.371, SLG: 0.323 (8, 7) |         | 0-0 5-3 |                     | 0-0 F9     |            |         | 0-0 FC6-4 1B         |         | 0-0 F7             | 2  | 0 | 0 | 0   | 0  | 0  | 1   |
| Rick Schu, R (1, 5)<br>OBP: 0.335, SLG: 0.416  |         |         | 0-0 1B 3B           | 0-0 5-3    |            |         | 0-0 FC6-4 G1-6-3 1-2 |         |                    | 3  | 1 | 1 | 0   | 0  | 0  | 2   |
| Luis Aguayo, R (1, 6)<br>OBP: 0.375, SLG: 0.368<br>Tom Foley, L (7, PH)<br>OBP: 0.270, SLG: 0.326 (8, 6)   |         |         | 0-0 1B SH1-4 1B 3-H |            | 0-0 6-3    |         | 0-0 G1-6-3 1-2       |         |                    | 2  | 0 | 1 | 1   | 0  | 0  | 0   |
| John Denny, R (1, 1)<br>OBP: 0.209, SLG: 0.175<br>Kent Tekulve, R (8, 1)                                   |         |         | 0-0 SH1-4           |            | 0-0 E6 4-3 |         |                      | 0-0 F7  |                    | 1  | 0 | 0 | 0   | 0  | 0  | 0   |
| Jeff Stone, L (8, PH)<br>OBP: 0.293, SLG: 0.312<br>Dave Shipanoff, R (9, 1)                                |         |         | 1-2                 |            |            |         |                      |         |                    | 0  | 0 | 0 | 0   | 0  | 0  | 0   |

**BOTTOM**

San Francisco Giants @ Philadelphia Phillies  
Veterans Stadium, Philadelphia, PA  
Fri Aug 23 1985, 7:05 PM EDT  
Att. 26,194 - Unknown

|     |    |
|-----|----|
| AB  | 31 |
| R   | 1  |
| H   | 6  |
| RBI | 1  |
| BB  | 1  |
| SO  | 3  |
| LOB | 14 |



| Inning Stats | R: 0 | H: 0 | E: 0 | LOB: 0 | K: 0 | BB: 0 | S: 3 | P: 3 | R: 0 | H: 0 | E: 0 | LOB: 0 | K: 0 | BB: 0 | S: 3 | P: 3 | R: 1 | H: 3 | E: 0 | LOB: 2 | K: 0 | BB: 0 | S: 6 | P: 6 | R: 0 | H: 1 | E: 0 | LOB: 1 | K: 0 | BB: 0 | S: 4 | P: 4 | R: 0 | H: 0 | E: 1 | LOB: 1 | K: 1 | BB: 0 | S: 6 | P: 6 | R: 0 | H: 0 | E: 0 | LOB: 0 | K: 1 | BB: 0 | S: 5 | P: 5 | R: 0 | H: 1 | E: 0 | LOB: 0 | K: 0 | BB: 0 | S: 3 | P: 3 | R: 0 | H: 0 | E: 0 | LOB: 0 | K: 1 | BB: 0 | S: 5 | P: 5 | R: 0 | H: 1 | E: 0 | LOB: 1 | K: 0 | BB: 1 | S: 3 | P: 7 | R: 0 | H: 1 | E: 0 | LOB: 1 | K: 0 | BB: 1 | S: 3 | P: 7 | 1B: 5 | SF: 0 | 2B: 0 | SAC: 1 | 3B: 1 | DP: 2 | HR: 0 | HBP: 0 | WP: 0 | PA: 33 | PB: 0 | SB: 0 | CS: 0 |
|--------------|------|------|------|--------|------|-------|------|------|------|------|------|--------|------|-------|------|------|------|------|------|--------|------|-------|------|------|------|------|------|--------|------|-------|------|------|------|------|------|--------|------|-------|------|------|------|------|------|--------|------|-------|------|------|------|------|------|--------|------|-------|------|------|------|------|------|--------|------|-------|------|------|------|------|------|--------|------|-------|------|------|------|------|------|--------|------|-------|------|------|-------|-------|-------|--------|-------|-------|-------|--------|-------|--------|-------|-------|-------|
|--------------|------|------|------|--------|------|-------|------|------|------|------|------|--------|------|-------|------|------|------|------|------|--------|------|-------|------|------|------|------|------|--------|------|-------|------|------|------|------|------|--------|------|-------|------|------|------|------|------|--------|------|-------|------|------|------|------|------|--------|------|-------|------|------|------|------|------|--------|------|-------|------|------|------|------|------|--------|------|-------|------|------|------|------|------|--------|------|-------|------|------|-------|-------|-------|--------|-------|-------|-------|--------|-------|--------|-------|-------|-------|

| PITCHER                               | IP  | WLS | BF | H | R | ER | SO | BB | IBB | HBP | BLK | WP | HR | S  | P  | ERA  | WHIP  |
|---------------------------------------|-----|-----|----|---|---|----|----|----|-----|-----|-----|----|----|----|----|------|-------|
| Atlee Hammaker, L (1, 1)<br>ERA: 3.48 | 5.0 | W   | 20 | 4 | 1 | 1  | 1  | 1  | 0   | 0   | 0   | 0  | 0  | 22 | 22 | 1.80 | 0.800 |
| Frank Williams, R (6, 1)<br>ERA: 4.98 | 3.0 |     | 11 | 2 | 0 | 0  | 2  | 1  | 0   | 0   | 0   | 0  | 0  | 14 | 18 | 0.00 | 1.000 |
| Scott Garrelts, R (9, 1)<br>ERA: 1.54 | 1.0 | S   | 2  | 0 | 0 | 0  | 0  | 0  | 0   | 0   | 0   | 0  | 0  | 2  | 2  | 0.00 | 0.000 |

| PITCHER | IP | WLS | BF | H | R | ER | SO | BB | IBB | HBP | BLK | WP | HR | S | P | ERA | WHIP |
|---------|----|-----|----|---|---|----|----|----|-----|-----|-----|----|----|---|---|-----|------|
|---------|----|-----|----|---|---|----|----|----|-----|-----|-----|----|----|---|---|-----|------|



| Batter  | 1                            | 2                               | 3                            | 4                               | 5                                 | 6                               | 7                            | 8                               | 9                            | AB R H RBI BB SO LOB            | TOP                          |                                 |                              |                                 |                              |                                 |                              |                                 |                                  |                                    |                                  |         |        |         |         |         |          |          |          |         |         |         |         |             |               |
|---|------------------------------|---------------------------------|------------------------------|---------------------------------|-----------------------------------|---------------------------------|------------------------------|---------------------------------|------------------------------|---------------------------------|------------------------------|---------------------------------|------------------------------|---------------------------------|------------------------------|---------------------------------|------------------------------|---------------------------------|----------------------------------|------------------------------------|----------------------------------|---------|--------|---------|---------|---------|----------|----------|----------|---------|---------|---------|---------|-------------|---------------|
| Joel Youngblood, R (1, 7)<br>OBP: 0.345, SLG: 0.341     | 0-0<br>5-3                   |                                 | 4-0<br>BB                    |                                 | 0-0<br>F7                         |                                 | 4-0<br>G4-6-3<br>BB          |                                 | 0-0<br>F5                    | 3 0 0 0 2 0 1                   |                              |                                 |                              |                                 |                              |                                 |                              |                                 |                                  |                                    |                                  |         |        |         |         |         |          |          |          |         |         |         |         |             |               |
| Brad Wellman, R (1, 4)<br>OBP: 0.279, SLG: 0.313        | 0-3<br>K                     |                                 | 0-0<br>F9                    |                                 | 0-0                               |                                 | 0-0<br>G4-6-3                |                                 | 0-0                          | 3 0 1 0 0 1 1                   |                              |                                 |                              |                                 |                              |                                 |                              |                                 |                                  |                                    |                                  |         |        |         |         |         |          |          |          |         |         |         |         |             |               |
| Ron Roenicke, S (7, PH)<br>OBP: 0.422, SLG: 0.333       |                              |                                 |                              |                                 | 1-2<br>1B                         |                                 | 1-2f<br>2-3<br>3-H           |                                 | G4-6-3<br>1B                 | 1 0 0 0 0 0 2                   |                              |                                 |                              |                                 |                              |                                 |                              |                                 |                                  |                                    |                                  |         |        |         |         |         |          |          |          |         |         |         |         |             |               |
| Ricky Adams, R (7, 4)<br>OBP: 0.228, SLG: 0.325         |                              |                                 |                              |                                 |                                   |                                 |                              |                                 |                              | 1 0 1 0 0 0 0                   |                              |                                 |                              |                                 |                              |                                 |                              |                                 |                                  |                                    |                                  |         |        |         |         |         |          |          |          |         |         |         |         |             |               |
| Chili Davis, S (1, 8)<br>OBP: 0.347, SLG: 0.408         | 0-0                          |                                 | 0-0<br>F8                    |                                 | 0-3<br>K                          |                                 | 0-0<br>F5                    |                                 | 0-0<br>G4-6-3                | 5 0 1 0 0 1 5                   |                              |                                 |                              |                                 |                              |                                 |                              |                                 |                                  |                                    |                                  |         |        |         |         |         |          |          |          |         |         |         |         |             |               |
| Dan Driessen, L (1, 3)<br>OBP: 0.315, SLG: 0.362        | 0-0<br>P3                    |                                 |                              |                                 | 0-0<br>F8                         |                                 | 0-0<br>F7                    |                                 | 0-0<br>4-3                   | 4 0 0 0 0 0 3                   |                              |                                 |                              |                                 |                              |                                 |                              |                                 |                                  |                                    |                                  |         |        |         |         |         |          |          |          |         |         |         |         |             |               |
| Chris Brown, R (1, 5)<br>OBP: 0.348, SLG: 0.456         |                              | 0-0<br>P4                       |                              |                                 | 0-0<br>E E<br>1B                  |                                 | 0-0<br>3-1                   |                                 | 4-0<br>2B<br>BB              | 3 0 1 0 1 0 0                   |                              |                                 |                              |                                 |                              |                                 |                              |                                 |                                  |                                    |                                  |         |        |         |         |         |          |          |          |         |         |         |         |             |               |
| Bob Brenly, R (1, 2)<br>OBP: 0.311, SLG: 0.417          |                              | 0-0                             |                              |                                 | 0-0<br>E5<br>P6-4<br>E<br>1-2     |                                 | 0-0<br>6-3                   |                                 | 0-0<br>F8                    | 4 0 1 0 0 0 2                   |                              |                                 |                              |                                 |                              |                                 |                              |                                 |                                  |                                    |                                  |         |        |         |         |         |          |          |          |         |         |         |         |             |               |
| David Green, R (1, 9)<br>OBP: 0.299, SLG: 0.363         |                              | 0-0                             |                              |                                 | 0-0<br>E5<br>FC5-4-6<br>1-2<br>1B |                                 | 0-0<br>6-3                   |                                 | 0-0                          | 4 0 2 0 0 0 2                   |                              |                                 |                              |                                 |                              |                                 |                              |                                 |                                  |                                    |                                  |         |        |         |         |         |          |          |          |         |         |         |         |             |               |
| Jose Uribe, S (1, 6)<br>OBP: 0.271, SLG: 0.298          |                              | 0-0<br>FC5-4-6                  |                              |                                 | 0-0<br>P6-4                       |                                 | 0-0                          |                                 | 0-0<br>4-3                   | 4 1 1 0 0 0 7                   |                              |                                 |                              |                                 |                              |                                 |                              |                                 |                                  |                                    |                                  |         |        |         |         |         |          |          |          |         |         |         |         |             |               |
| Mike Krukow, R (1, 1)<br>OBP: 0.269, SLG: 0.367         |                              |                                 | 0-3<br>K                     |                                 | 0-0                               |                                 | 0-0                          |                                 | 0-0                          | 2 0 1 0 0 1 0                   |                              |                                 |                              |                                 |                              |                                 |                              |                                 |                                  |                                    |                                  |         |        |         |         |         |          |          |          |         |         |         |         |             |               |
| Dan Gladden, R (7, PH)<br>OBP: 0.294, SLG: 0.307        |                              |                                 |                              |                                 |                                   |                                 |                              |                                 |                              | 1 0 1 0 0 0 0                   |                              |                                 |                              |                                 |                              |                                 |                              |                                 |                                  |                                    |                                  |         |        |         |         |         |          |          |          |         |         |         |         |             |               |
| Mark Davis, L (7, 1)<br>OBP: 0.200, SLG: 0.400          |                              |                                 |                              |                                 |                                   |                                 |                              |                                 |                              | 0 0 0 0 0 0 0                   |                              |                                 |                              |                                 |                              |                                 |                              |                                 |                                  |                                    |                                  |         |        |         |         |         |          |          |          |         |         |         |         |             |               |
| Greg Minton, S (8, 1)<br>OBP: 0.282, SLG: 0.387         |                              |                                 |                              |                                 |                                   |                                 |                              |                                 |                              | 0 0 0 0 0 0 0                   |                              |                                 |                              |                                 |                              |                                 |                              |                                 |                                  |                                    |                                  |         |        |         |         |         |          |          |          |         |         |         |         |             |               |
| Rob Deer, R (9, PH)<br>OBP: 0.282, SLG: 0.387           |                              |                                 |                              |                                 |                                   |                                 |                              |                                 |                              | 1 1 1 1 0 0 0                   |                              |                                 |                              |                                 |                              |                                 |                              |                                 |                                  |                                    |                                  |         |        |         |         |         |          |          |          |         |         |         |         |             |               |
| <b>Inning Stats</b>                                     | R: 0<br>E: 0<br>K: 1<br>S: 6 | H: 1<br>LOB: 1<br>BB: 0<br>P: 6 | R: 0<br>E: 0<br>K: 0<br>S: 4 | H: 2<br>LOB: 1<br>BB: 0<br>P: 4 | R: 0<br>E: 0<br>K: 1<br>S: 5      | H: 0<br>LOB: 1<br>BB: 1<br>P: 9 | R: 0<br>E: 2<br>K: 0<br>S: 5 | H: 1<br>LOB: 2<br>BB: 0<br>P: 5 | R: 0<br>E: 0<br>K: 1<br>S: 7 | H: 2<br>LOB: 2<br>BB: 0<br>P: 7 | R: 0<br>E: 0<br>K: 0<br>S: 3 | H: 0<br>LOB: 0<br>BB: 0<br>P: 3 | R: 1<br>E: 0<br>K: 0<br>S: 4 | H: 2<br>LOB: 1<br>BB: 1<br>P: 8 | R: 0<br>E: 0<br>K: 0<br>S: 4 | H: 1<br>LOB: 2<br>BB: 1<br>P: 8 | R: 1<br>E: 0<br>K: 0<br>S: 4 | H: 2<br>LOB: 0<br>BB: 0<br>P: 4 | 1B: 8<br>2B: 4<br>3B: 0<br>HR: 1 | SF: 0<br>SAC: 0<br>DP: 4<br>HBP: 0 | WP: 0<br>PB: 0<br>SB: 0<br>CS: 0 | PA: 39  |        |         |         |         |          |          |          |         |         |         |         |             |               |
| <b>PITCHER</b><br>Charles Hudson, R (1, 1)<br>ERA: 3.99 | IP<br>9.0                    | WLS<br>W                        | BF<br>39                     | H<br>11                         | R<br>2                            | ER<br>2                         | SO<br>3                      | BB<br>3                         | IBB<br>0                     | HBP<br>0                        | BLK<br>0                     | WP<br>0                         | HR<br>1                      | S<br>42                         | P<br>54                      | ERA<br>2.00                     | WHIP<br>1.556                | <b>PITCHER</b>                  | IP<br>9.0                        | WLS<br>W                           | BF<br>39                         | H<br>11 | R<br>2 | ER<br>2 | SO<br>3 | BB<br>3 | IBB<br>0 | HBP<br>0 | BLK<br>0 | WP<br>0 | HR<br>1 | S<br>42 | P<br>54 | ERA<br>2.00 | WHIP<br>1.556 |

San Francisco Giants @ Philadelphia Phillies  
Veterans Stadium, Philadelphia, PA

livebaseballscorecards.com

|     |    |
|-----|----|
| AB  | 36 |
| R   | 2  |
| H   | 11 |
| RBI | 1  |
| BB  | 3  |
| SO  | 3  |
| LOB | 23 |



Sat Aug 24 1985, 7:05 PM EDT  
Att: 27,011 - Unknown

| Batter  | 1                                | 2          | 3          | 4                     | 5         | 6                              | 7                                    | 8                        | 9 |
|---|----------------------------------|------------|------------|-----------------------|-----------|--------------------------------|--------------------------------------|--------------------------|---|
| <b>Jeff Stone, L</b> (1, 7)<br>OBP: 0.288, SLG: 0.306<br><b>Garry Maddox, R</b> (7, PH)<br>OBP: 0.285, SLG: 0.333<br>(8, 8) | 0-0<br>L1                        |            | 0-0<br>F7  |                       | 0-0<br>B3 |                                | 0-3<br>K                             | 0-0<br>PB 1B<br>1B       |   |
| <b>Juan Samuel, R</b> (1, 4)<br>OBP: 0.295, SLG: 0.437  | 0-0<br>WP 1B<br>2B               |            | 0-0<br>6-3 |                       | 0-0<br>L4 |                                | 0-3<br>K                             | 0-0<br>1-2<br>PB 1B      |   |
| <b>Von Hayes, L</b> (1, 8)<br>OBP: 0.355, SLG: 0.444<br>(8, 7)  | 4-0<br>WP 1B<br>BB               |            | 0-0<br>P4  |                       |           | 0-0<br>6-3<br>1B               | 4-0<br>BB                            | 0-0<br>1-3<br>1-2<br>2-3 |   |
| <b>Mike Schmidt, R</b> (1, 3)   | 0-0<br>F3                        |            |            | 0-0<br>F3             |           | 0-0<br>6-3<br>1-2              | 0-0<br>F8                            |                          |   |
| <b>Glenn Wilson, R</b> (1, 9)<br>OBP: 0.315, SLG: 0.426   | 0-0<br>FC6-4<br>1-2<br>2-H<br>1B |            |            | 0-0<br>BLK<br>E<br>1B |           | 0-0<br>WP 2B<br>S<br>2-H<br>1B |                                      | 0-0<br>5-3               |   |
| <b>Darren Daulton, L</b> (1, 2)<br>OBP: 0.340, SLG: 0.467   | 0-0<br>FC6-4<br>1-2f             |            |            | 0-0<br>F9<br>1-2      |           | 0-3<br>K<br>1-2                | 4-0<br>BB<br>2B<br>BB                | 4-0<br>BB<br>2B<br>BB    |   |
| <b>Rick Schu, R</b> (1, 5)<br>OBP: 0.337, SLG: 0.413  |                                  | 0-0<br>F8  |            | 0-0<br>E9<br>2-H      |           | 4-0<br>2B<br>BB                | 4-0<br>2B<br>1-2<br>1-3<br>BB        |                          |   |
| <b>Tom Foley, L</b> (1, 6)<br>OBP: 0.276, SLG: 0.345<br><b>Luis Aguayo, R</b> (9, 6)<br>OBP: 0.375, SLG: 0.368              |                                  | 0-0<br>F9  |            | 0-3<br>K              |           | 0-0<br>1-H<br>3-H<br>2B        | 0-0<br>1-3<br>1-3<br>2-H<br>1B<br>2B |                          |   |
| <b>Charles Hudson, S</b> (1, 1)<br>OBP: 0.140, SLG: 0.140   |                                  | 0-0<br>5-3 |            |                       | 0-0<br>L6 | 0-3<br>K                       | 0-0<br>1-3                           |                          |   |

| Inning Stats | R: 2 | H: 2 | E: 0 | K: 0 | S: 5 | LOB: 1 | BB: 1 | P: 9 | R: 0 | H: 0 | E: 0 | K: 0 | S: 3 | LOB: 0 | BB: 0 | P: 3 | R: 0 | H: 0 | E: 0 | K: 0 | S: 3 | LOB: 0 | BB: 0 | P: 3 | R: 1 | H: 1 | E: 1 | K: 1 | S: 7 | LOB: 1 | BB: 0 | P: 7 | R: 0 | H: 0 | E: 0 | K: 0 | S: 3 | LOB: 0 | BB: 0 | P: 3 | R: 3 | H: 3 | E: 0 | K: 2 | S: 10 | LOB: 1 | BB: 1 | P: 14 | R: 0 | H: 0 | E: 0 | K: 2 | S: 7 | LOB: 1 | BB: 1 | P: 11 | R: 3 | H: 3 | E: 0 | K: 0 | S: 6 | LOB: 2 | BB: 2 | P: 14 |
|--------------|------|------|------|------|------|--------|-------|------|------|------|------|------|------|--------|-------|------|------|------|------|------|------|--------|-------|------|------|------|------|------|------|--------|-------|------|------|------|------|------|------|--------|-------|------|------|------|------|------|-------|--------|-------|-------|------|------|------|------|------|--------|-------|-------|------|------|------|------|------|--------|-------|-------|
|--------------|------|------|------|------|------|--------|-------|------|------|------|------|------|------|--------|-------|------|------|------|------|------|------|--------|-------|------|------|------|------|------|------|--------|-------|------|------|------|------|------|------|--------|-------|------|------|------|------|------|-------|--------|-------|-------|------|------|------|------|------|--------|-------|-------|------|------|------|------|------|--------|-------|-------|

| AB | R | H | RBI | BB | SO | LOB |
|----|---|---|-----|----|----|-----|
| 3  | 0 | 0 | 0   | 0  | 0  | 0   |
| 2  | 0 | 1 | 1   | 0  | 1  | 0   |
| 5  | 1 | 2 | 0   | 0  | 1  | 0   |
| 3  | 2 | 1 | 0   | 2  | 0  | 2   |
| 4  | 0 | 0 | 0   | 0  | 0  | 4   |
| 4  | 2 | 3 | 3   | 0  | 0  | 0   |
| 3  | 1 | 0 | 0   | 1  | 1  | 3   |
| 2  | 2 | 0 | 0   | 2  | 0  | 0   |
| 4  | 1 | 2 | 3   | 0  | 1  | 1   |
| 0  | 0 | 0 | 0   | 0  | 0  | 0   |
| 4  | 0 | 0 | 1   | 0  | 1  | 2   |

**BOTTOM**

San Francisco Giants @ Philadelphia Phillies  
 Veterans Stadium, Philadelphia, PA

Sat Aug 24 1985, 7:05 PM EDT  
 Att. 27,011 - Unknown

|     |    |
|-----|----|
| AB  | 34 |
| R   | 9  |
| H   | 9  |
| RBI | 8  |
| BB  | 5  |
| SO  | 5  |
| LOB | 12 |

livebaseballscores.com



|       |        |
|-------|--------|
| WP: 2 | PA: 39 |
| PB: 1 |        |
| SB: 1 |        |
| CS: 0 |        |

| PITCHER                                   | IP  | WLS | BF | H | R | ER | SO | BB | IBB | HBP | BLK | WP | HR | S  | P  | ERA   | WHIP  |
|---|-----|-----|----|---|---|----|----|----|-----|-----|-----|----|----|----|----|-------|-------|
| <b>Mike Krukow, R</b> (1, 1)<br>ERA: 3.45 | 6.0 | L   | 27 | 6 | 6 | 5  | 3  | 2  | 0   | 0   | 1   | 2  | 0  | 31 | 39 | 7.50  | 1.333 |
| <b>Mark Davis, L</b> (7, 1)<br>ERA: 2.76  | 1.0 |     | 4  | 0 | 0 | 0  | 2  | 1  | 0   | 0   | 0   | 0  | 0  | 7  | 11 | 0.00  | 1.000 |
| <b>Greg Minton, R</b> (8, 1)<br>ERA: 3.44 | 1.0 |     | 8  | 3 | 3 | 3  | 0  | 2  | 0   | 0   | 0   | 0  | 0  | 6  | 14 | 27.00 | 5.000 |



| Batter  | 1   | 2                               | 3                               | 4                               | 5                             | 6                                | 7                            | 8                               | 9                            | AB R H RBI BB SO LOB            | TOP                          |                                 |                              |                                 |                              |                                 |                              |                                 |                                  |                                    |                                  |        |  |  |  |  |  |  |  |  |  |  |  |  |  |  |
|---|---|---------------------------------|---------------------------------|---------------------------------|-------------------------------|----------------------------------|------------------------------|---------------------------------|------------------------------|---------------------------------|------------------------------|---------------------------------|------------------------------|---------------------------------|------------------------------|---------------------------------|------------------------------|---------------------------------|----------------------------------|------------------------------------|----------------------------------|--------|--|--|--|--|--|--|--|--|--|--|--|--|--|--|
| Dan Gladden, R (1, 7)<br>OBP: 0.298, SLG: 0.308   | 0-0<br>CS<br>1B                                       |                                 | 4-0<br>1B 1B<br>FC3-6 BB        | 0-0<br>F9                       |                               |                                  | 4-0<br>G4-6-3<br>BB          |                                 | 0-0<br>F8                    | 3 1 1 0 2 0 1                   |                              |                                 |                              |                                 |                              |                                 |                              |                                 |                                  |                                    |                                  |        |  |  |  |  |  |  |  |  |  |  |  |  |  |  |
| Brad Wellman, R (1, 4)<br>OBP: 0.276, SLG: 0.308  | 0-3<br>K<br>1-2                                       |                                 | 0-0<br>FC3-6 1B<br>1-2 2-3 1B   | 0-3<br>K                        |                               |                                  | 0-0<br>F8                    |                                 | 0-0<br>P4                    | 5 1 1 0 0 2 3                   |                              |                                 |                              |                                 |                              |                                 |                              |                                 |                                  |                                    |                                  |        |  |  |  |  |  |  |  |  |  |  |  |  |  |  |
| Chili Davis, S (1, 8)<br>OBP: 0.346, SLG: 0.406   | 0-3<br>K  |                                 | 0-0<br>FC3-6<br>1-2 2-3 3-H 1B  |                                 |                               |                                  | 0-0<br>G4-6-3<br>1-2f        |                                 | 0-3<br>K                     | 5 0 1 1 0 3 1                   |                              |                                 |                              |                                 |                              |                                 |                              |                                 |                                  |                                    |                                  |        |  |  |  |  |  |  |  |  |  |  |  |  |  |  |
| Dan Driessen, L (1, 3)<br>OBP: 0.314, SLG: 0.361  |   | 0-0<br>HR<br>1B                 | 0-0<br>FC3-6<br>1-2f 2-3 3-H 1B |                                 |                               |                                  | 0-0<br>P4                    |                                 | 0-0<br>6-3                   | 4 1 1 1 0 0 2                   |                              |                                 |                              |                                 |                              |                                 |                              |                                 |                                  |                                    |                                  |        |  |  |  |  |  |  |  |  |  |  |  |  |  |  |
| Chris Brown, R (1, 5)<br>OBP: 0.347, SLG: 0.453   |   | 0-0<br>F9                       | 0-3<br>K                        |                                 |                               |                                  | 0-0<br>F3                    |                                 | 1-0<br>1B 1B<br>HBP          | 3 0 0 0 0 1 3                   |                              |                                 |                              |                                 |                              |                                 |                              |                                 |                                  |                                    |                                  |        |  |  |  |  |  |  |  |  |  |  |  |  |  |  |
| David Green, R (1, 9)<br>OBP: 0.306, SLG: 0.369   |   | 0-0<br>F9                       | 0-0<br>1-2 3-H 1B               |                                 |                               |                                  | 0-0<br>FC5-4<br>1B           |                                 | 0-0<br>1-2 1B                | 4 0 3 1 0 0 1                   |                              |                                 |                              |                                 |                              |                                 |                              |                                 |                                  |                                    |                                  |        |  |  |  |  |  |  |  |  |  |  |  |  |  |  |
| Alex Trevino, R (1, 2)<br>OBP: 0.287, SLG: 0.363  |   | 0-0<br>1-H HR                   | 0-3<br>K                        |                                 |                               |                                  | 0-0<br>F9                    |                                 | 0-0<br>P4                    | 4 1 1 2 0 1 5                   |                              |                                 |                              |                                 |                              |                                 |                              |                                 |                                  |                                    |                                  |        |  |  |  |  |  |  |  |  |  |  |  |  |  |  |
| Jose Uribe, S (1, 6)<br>OBP: 0.271, SLG: 0.298    |   | 0-3<br>K2-3                     |                                 | 0-0<br>F8                       |                               |                                  | 0-0<br>FC5-4<br>1-2f         |                                 | 0-0<br>1-2 2-3 1B            | 4 0 1 0 0 1 1                   |                              |                                 |                              |                                 |                              |                                 |                              |                                 |                                  |                                    |                                  |        |  |  |  |  |  |  |  |  |  |  |  |  |  |  |
| Jim Gott, R (1, 1)<br>OBP: 0.195, SLG: 0.350      |   |                                 | 0-0<br>1B 1B<br>2B              | 0-0<br>1B                       |                               |                                  | 0-3<br>K                     |                                 | 0-3<br>K                     | 2 1 2 0 0 0 0                   |                              |                                 |                              |                                 |                              |                                 |                              |                                 |                                  |                                    |                                  |        |  |  |  |  |  |  |  |  |  |  |  |  |  |  |
| Mark Davis, L (4, 1)<br>OBP: 0.200, SLG: 0.400    |   |                                 |                                 |                                 |                               |                                  |                              |                                 |                              | 0 0 0 0 0 0 0                   |                              |                                 |                              |                                 |                              |                                 |                              |                                 |                                  |                                    |                                  |        |  |  |  |  |  |  |  |  |  |  |  |  |  |  |
| Rob Deer, R (6, PH)<br>OBP: 0.279, SLG: 0.382     |   |                                 |                                 |                                 |                               |                                  |                              |                                 |                              | 1 0 0 0 0 1 1                   |                              |                                 |                              |                                 |                              |                                 |                              |                                 |                                  |                                    |                                  |        |  |  |  |  |  |  |  |  |  |  |  |  |  |  |
| Frank Williams, R (6, 1)                          |   |                                 |                                 |                                 |                               |                                  |                              |                                 |                              | 0 0 0 0 0 0 0                   |                              |                                 |                              |                                 |                              |                                 |                              |                                 |                                  |                                    |                                  |        |  |  |  |  |  |  |  |  |  |  |  |  |  |  |
| Ron Roenicke, S (8, PH)<br>OBP: 0.413, SLG: 0.324 |   |                                 |                                 |                                 |                               |                                  |                              |                                 |                              | 1 0 0 0 0 1 3                   |                              |                                 |                              |                                 |                              |                                 |                              |                                 |                                  |                                    |                                  |        |  |  |  |  |  |  |  |  |  |  |  |  |  |  |
| Greg Minton, S (8, 1)                             |   |                                 |                                 |                                 |                               |                                  |                              |                                 |                              | 0 0 0 0 0 0 0                   |                              |                                 |                              |                                 |                              |                                 |                              |                                 |                                  |                                    |                                  |        |  |  |  |  |  |  |  |  |  |  |  |  |  |  |
| <b>Inning Stats</b>                               | R: 0<br>E: 0<br>K: 2<br>S: 7                          | H: 1<br>LOB: 0<br>BB: 0<br>P: 7 | R: 2<br>E: 0<br>K: 1<br>S: 7    | H: 2<br>LOB: 0<br>BB: 0<br>P: 7 | R: 3<br>E: 0<br>K: 2<br>S: 11 | H: 4<br>LOB: 2<br>BB: 1<br>P: 15 | R: 0<br>E: 0<br>K: 1<br>S: 6 | H: 1<br>LOB: 1<br>BB: 0<br>P: 6 | R: 0<br>E: 0<br>K: 0<br>S: 2 | H: 0<br>LOB: 0<br>BB: 1<br>P: 6 | R: 0<br>E: 0<br>K: 1<br>S: 6 | H: 1<br>LOB: 1<br>BB: 0<br>P: 6 | R: 0<br>E: 0<br>K: 0<br>S: 2 | H: 0<br>LOB: 0<br>BB: 1<br>P: 6 | R: 0<br>E: 0<br>K: 1<br>S: 7 | H: 2<br>LOB: 3<br>BB: 0<br>P: 8 | R: 0<br>E: 0<br>K: 1<br>S: 5 | H: 0<br>LOB: 0<br>BB: 0<br>P: 5 | 1B: 9<br>2B: 1<br>3B: 0<br>HR: 1 | SF: 0<br>SAC: 0<br>DP: 1<br>HBP: 1 | WP: 0<br>PB: 0<br>SB: 0<br>CS: 1 | PA: 39 |  |  |  |  |  |  |  |  |  |  |  |  |  |  |
| <b>PITCHER</b>                                    | IP WLS BF H R ER SO BB IBB HBP BLK WP HR S P ERA WHIP |                                 |                                 |                                 |                               |                                  |                              |                                 |                              |                                 |                              |                                 |                              |                                 |                              |                                 |                              |                                 |                                  |                                    |                                  |        |  |  |  |  |  |  |  |  |  |  |  |  |  |  |
| Kevin Gross, R (1, 1)<br>ERA: 3.19                | 2.0   |                                 | 12                              | 6                               | 5                             | 5                                | 3                            | 1                               | 0                            | 0                               | 0                            | 0                               | 1                            | 17                              | 21                           | 22.50                           | 3.500                        |                                 |                                  |                                    |                                  |        |  |  |  |  |  |  |  |  |  |  |  |  |  |  |
| Dave Rucker, L (3, 1)<br>ERA: 4.07                | 5.0   | W                               | 18                              | 3                               | 0                             | 0                                | 5                            | 1                               | 0                            | 0                               | 0                            | 0                               | 0                            | 27                              | 31                           | 0.00                            | 0.800                        |                                 |                                  |                                    |                                  |        |  |  |  |  |  |  |  |  |  |  |  |  |  |  |
| Dave Shipanoff, R (8, 1)<br>ERA: 1.98             | 1.0   |                                 | 6                               | 2                               | 0                             | 0                                | 1                            | 0                               | 0                            | 1                               | 0                            | 0                               | 0                            | 7                               | 8                            | 0.00                            | 2.000                        |                                 |                                  |                                    |                                  |        |  |  |  |  |  |  |  |  |  |  |  |  |  |  |
| Don Carman, L (9, 1)<br>ERA: 2.48                 | 1.0   |                                 | 3                               | 0                               | 0                             | 0                                | 1                            | 0                               | 0                            | 0                               | 0                            | 0                               | 0                            | 5                               | 5                            | 0.00                            | 0.000                        |                                 |                                  |                                    |                                  |        |  |  |  |  |  |  |  |  |  |  |  |  |  |  |

San Francisco Giants @ Philadelphia Phillies  
Veterans Stadium, Philadelphia, PA  
Sun Aug 25 1985, 3:33 AM EDT  
Att: 25,653 - Unknown

livebaseballscorecards.com

|     |    |
|-----|----|
| AB  | 36 |
| R   | 5  |
| H   | 11 |
| RBI | 5  |
| BB  | 2  |
| SO  | 10 |
| LOB | 21 |



| Batter   | 1                | 2                             | 3                 | 4                           | 5               | 6                          | 7                           | 8                       | 9 | AB | R | H | RBI | BB | SO | LOB |
|--|------------------|-------------------------------|-------------------|-----------------------------|-----------------|----------------------------|-----------------------------|-------------------------|---|----|---|---|-----|----|----|-----|
| <b>Jeff Stone, L</b> (1, 7)<br><small>OBP: 0.291, SLG: 0.320</small><br><b>Dave Shipanoff, R</b> (8, 1)<br><b>Don Carman, L</b> (9, 1)   | 0-0<br>6-3<br>1B | 0-3<br>K                      |                   | 0-0<br>FC1-5<br>HR          |                 | 0-0<br>6-3 BLK<br>HR<br>1B | 0-0<br>1-H<br>2-H<br>3B     |                         |   | 5  | 2 | 2 | 2   | 0  | 1  | 1   |
| <b>Juan Samuel, R</b> (1, 4)<br><small>OBP: 0.296, SLG: 0.442</small>  | 0-0<br>S<br>1B   | 0-0<br>F5                     |                   | 0-0<br>3-H<br>HR            |                 | 0-0<br>6-3<br>1-3          | 0-0<br>F9                   |                         |   | 5  | 1 | 2 | 2   | 0  | 0  | 2   |
| <b>Von Hayes, L</b> (1, 8)<br><small>OBP: 0.358, SLG: 0.454</small>  | 0-0<br>F8        |                               | 0-0<br>3-1<br>2B  | 0-0<br>HR                   |                 | 4-0<br>HR<br>IBB           |                             | 0-0<br>F9               |   | 4  | 2 | 2 | 1   | 1  | 0  | 1   |
| <b>Glenn Wilson, R</b> (1, 9)<br><small>OBP: 0.316, SLG: 0.433</small>   | 0-3<br>K<br>1-2  |                               | 0-0<br>5-3        | 0-0<br>F7                   |                 | 0-0<br>1-H<br>3-H<br>HR    |                             | 0-0<br>3-1<br>1B<br>1B  |   | 5  | 2 | 2 | 3   | 0  | 1  | 2   |
| <b>Tim Corcoran, L</b> (1, 3)<br><small>OBP: 0.299, SLG: 0.255</small>   |                  | 0-0<br>F8                     | 0-0<br>3-1<br>2-3 |                             | 0-0<br>4-3      | 0-0<br>4-3                 |                             | 0-0<br>3-1              |   | 5  | 0 | 0 | 0   | 0  | 0  | 2   |
| <b>Darren Daulton, L</b> (1, 2)<br><small>OBP: 0.345, SLG: 0.469</small>   |                  | 0-0<br>3B<br>2B               | 0-3<br>K          |                             | 0-3<br>K        |                            | 0-0<br>4-3                  | 4-0<br>1B<br>BB         |   | 4  | 1 | 1 | 0   | 1  | 2  | 1   |
| <b>Rick Schu, R</b> (1, 5)<br><small>OBP: 0.345, SLG: 0.420</small>  |                  | 4-0<br>3B<br>BB               |                   | 0-0<br>2B<br>2B             | 4-0<br>BB<br>BB | 4-0<br>BB<br>BB            | 0-0<br>F9                   | 0-0<br>1-3<br>2-H<br>1B |   | 3  | 2 | 2 | 1   | 2  | 0  | 0   |
| <b>Luis Aguayo, R</b> (1, 6)<br><small>OBP: 0.383, SLG: 0.397</small>  |                  | 0-0<br>1-H<br>2-H<br>HR<br>3B |                   | 0-0<br>SH5-4<br>FC1-5<br>2B | 0-3<br>K        |                            | H<br>1-0<br>BB<br>3B<br>HBP | 0-0<br>F3               |   | 4  | 2 | 2 | 3   | 0  | 1  | 3   |
| <b>Kevin Gross, R</b> (1, 1)<br><small>OBP: 0.212, SLG: 0.280</small><br><b>Dave Rucker, L</b> (3, 1)<br><small>OBP: 0.571, SLG: 0.667</small><br><b>Derrel Thomas, S</b> (7, PH)<br><small>OBP: 0.304, SLG: 0.408</small><br>(8, 7) |                  | 0-0<br>3-H<br>HR              |                   | 0-0<br>SH5-4<br>2-3         |                 | 0-0<br>5-3                 | 4-0<br>1-2<br>3B<br>BB      |                         |   | 1  | 1 | 1 | 2   | 0  | 0  | 0   |


| Inning Stats | R: 0 | H: 1 | E: 0 | K: 1 | S: 6 | H: 1 | LOB: 1 | BB: 0 | P: 6 | R: 4 | H: 3 | E: 0 | K: 1 | S: 8 | R: 0 | H: 1 | E: 0 | K: 1 | S: 6 | R: 4 | H: 4 | E: 0 | K: 0 | S: 7 | R: 0 | H: 0 | E: 0 | K: 2 | S: 7 | R: 3 | H: 2 | E: 0 | K: 0 | S: 5 | R: 2 | H: 1 | E: 0 | K: 0 | S: 4 | R: 1 | H: 2 | E: 0 | K: 0 | S: 5 | H: 2 | LOB: 2 | BB: 1 | P: 9 | 1B: 4 | SF: 0 | 2B: 4 | SAC: 1 | 3B: 2 | DP: 0 | HR: 4 | HBP: 1 | WP: 0 | PA: 44 |
|--------------|------|------|------|------|------|------|--------|-------|------|------|------|------|------|------|------|------|------|------|------|------|------|------|------|------|------|------|------|------|------|------|------|------|------|------|------|------|------|------|------|------|------|------|------|------|------|--------|-------|------|-------|-------|-------|--------|-------|-------|-------|--------|-------|--------|
|--------------|------|------|------|------|------|------|--------|-------|------|------|------|------|------|------|------|------|------|------|------|------|------|------|------|------|------|------|------|------|------|------|------|------|------|------|------|------|------|------|------|------|------|------|------|------|------|--------|-------|------|-------|-------|-------|--------|-------|-------|-------|--------|-------|--------|

| PITCHER   | IP  | WLS | BF | H | R | ER | SO | BB | IBB | HBP | BLK | WP | HR | S  | P  | ERA   | WHIP  |
|---|-----|-----|----|---|---|----|----|----|-----|-----|-----|----|----|----|----|-------|-------|
| <b>Jim Gott, R</b> (1, 1)<br><small>ERA: 4.02</small>       | 3.2 | L   | 20 | 8 | 7 | 7  | 3  | 1  | 0   | 0   | 0   | 0  | 2  | 25 | 29 | 17.18 | 2.455 |
| <b>Mark Davis, L</b> (4, 1)<br><small>ERA: 2.83</small>     | 1.1 |     | 6  | 1 | 1 | 1  | 2  | 1  | 0   | 0   | 0   | 0  | 1  | 9  | 13 | 6.75  | 1.500 |
| <b>Frank Williams, R</b> (6, 1)<br><small>ERA: 5.76</small> | 2.0 |     | 12 | 3 | 5 | 5  | 0  | 1  | 1   | 1   | 1   | 0  | 1  | 9  | 18 | 22.50 | 2.000 |
| <b>Greg Minton, R</b> (8, 1)<br><small>ERA: 3.52</small>    | 1.0 |     | 6  | 2 | 1 | 1  | 0  | 1  | 0   | 0   | 0   | 0  | 0  | 5  | 9  | 9.00  | 3.000 |

**BOTTOM**

**San Francisco Giants @ Philadelphia Phillies**  
**Veterans Stadium, Philadelphia, PA**  
 Sun Aug 25 1985, 3:33 AM EDT  
 Att. 25,653 - Unknown

|            |           |
|------------|-----------|
| <b>AB</b>  | <b>37</b> |
| <b>R</b>   | <b>14</b> |
| <b>H</b>   | <b>14</b> |
| <b>RBI</b> | <b>14</b> |
| <b>BB</b>  | <b>5</b>  |
| <b>SO</b>  | <b>5</b>  |
| <b>LOB</b> | <b>12</b> |





| Batter  | 1   | 2  | 3   | 4   | 5   | 6  | 7   | 8  | 9   | AB R H RBI BB SO LOB                                       | TOP                                     |   |    |    |      |       |
|---|---|--|---|---|---|--|---|--|---|--|---|---|----|----|------|-------|
| Garry Templeton, S (1, 6)<br>OBP: 0.342, SLG: 0.374   | 0-0<br>6-3  |  | 4-0<br>G4-3<br>BB                                   |   | 0-0<br>S<br>1B                                      |  | 4-0<br>F8<br>1B<br>BB                               | 0-0<br>F9  |   | 3 1 1 0 2 0 2  |   |   |    |    |      |       |
| Tony Gwynn, L (1, 9)<br>OBP: 0.347, SLG: 0.398  | 0-0<br>5-3  |  | 0-0<br>G4-3<br>1-2f                                 |   | 0-0<br>5-3<br>1-2                                   |  | 0-0<br>F8   |  | 0-0<br>6-3-5<br>1B                                  | 5 0 1 0 0 0 3  |   |   |    |    |      |       |
| Steve Garvey, R (1, 3)<br>OBP: 0.307, SLG: 0.435  | 0-0<br>4-3  |  | 0-0<br>1B   |   | 0-0<br>P4   |  | 0-0<br>F8<br>1-2                                    |  | 0-0<br>6-3-5<br>1-3f                                | 5 0 1 0 0 0 3  |   |   |    |    |      |       |
| Graig Nettles, L (1, 5)<br>OBP: 0.370, SLG: 0.424   |   | 0-3<br>K   | 0-0<br>F5   |   | 0-0<br>G3   |  | 0-0<br>2-H<br>1B                                    |  | 0-3<br>K  | 5 0 1 1 0 2 2  |   |   |    |    |      |       |
| Carmelo Martinez, R (1, 7)<br>OBP: 0.350, SLG: 0.434  |   | 0-0<br>1B<br>WP<br>2B                                |   | 0-0<br>F8   |   | 4-0<br>1B<br>BB                                      | 0-0<br>G3   |  |   | 3 1 1 0 1 0 1  |   |   |    |    |      |       |
| Terry Kennedy, L (1, 2)<br>OBP: 0.291, SLG: 0.382   |   | 0-0<br>6-3   |   | 0-0<br>1B<br>PB<br>SF8<br>1B                        |   | 0-0<br>L1-3<br>1B                                    |   | 0-0<br>P4  |   | 4 1 2 0 0 0 1  |   |   |    |    |      |       |
| Kevin McReynolds, R (1, 8)<br>OBP: 0.287, SLG: 0.369  |   | 4-0<br>WP<br>1B<br>BB                                |   | 0-0<br>FC1-4-6<br>1B                                |   | 0-0<br>L1-3<br>1-2                                   |   | 4-0<br>BB<br>BB                                      |   | 2 0 1 0 2 0 2  |   |   |    |    |      |       |
| Jerry Royster, R (1, 4)<br>OBP: 0.357, SLG: 0.392   |   | 0-0<br>WP<br>1B                                      |   | 0-0<br>SF8  |   | 4-0<br>BB  |   | 4-0<br>BB  |   | 1 0 1 1 2 0 0  |   |   |    |    |      |       |
| Andy Hawkins, R (1, 1)<br>OBP: 0.123, SLG: 0.095<br>Kurt Bevacqua, R (8, PH)<br>OBP: 0.352, SLG: 0.360<br>Lance McCullers, S (8, 1) |   | 0-0<br>1-3   |   | 0-0<br>FC1-4-6                                      |   | 0-0<br>4-3   |   | 0-3<br>K   |   | 3 0 0 0 0 0 5<br>1 0 0 0 0 1 2<br>0 0 0 0 0 0 0            |   |   |    |    |      |       |
| <b>Inning Stats</b>   | R: 0 H: 0<br>E: 0 LOB: 0<br>K: 0 BB: 0<br>S: 3 P: 3   | R: 1 H: 2<br>E: 0 LOB: 2<br>K: 1 BB: 1<br>S: 7 P: 11 | R: 0 H: 1<br>E: 0 LOB: 1<br>K: 0 BB: 1<br>S: 3 P: 7 | R: 1 H: 2<br>E: 0 LOB: 1<br>K: 0 BB: 0<br>S: 5 P: 5 | R: 0 H: 1<br>E: 0 LOB: 1<br>K: 0 BB: 0<br>S: 4 P: 4 | R: 0 H: 1<br>E: 0 LOB: 2<br>K: 0 BB: 2<br>S: 3 P: 11 | R: 1 H: 1<br>E: 0 LOB: 1<br>K: 0 BB: 1<br>S: 4 P: 8 | R: 0 H: 0<br>E: 0 LOB: 2<br>K: 1 BB: 2<br>S: 5 P: 13 | R: 0 H: 1<br>E: 0 LOB: 0<br>K: 1 BB: 0<br>S: 5 P: 5 | 1B: 8 SF: 1<br>2B: 3 SAC: 0<br>3B: 0 DP: 3<br>HR: 0 HBP: 0 | WP: 1 PA: 40<br>PB: 1<br>SB: 1<br>CS: 0 |   |    |    |      |       |
| <b>PITCHER</b>  | IP WLS BF H R ER SO BB IBB HBP BLK WP HR S P ERA WHIP |  |   |   |   |  |   |  |   |  |   |   |    |    |      |       |
| Shane Rawley, L (1, 1)<br>ERA: 2.81   | 7.0   | 32   | 8   | 3   | 2   | 1  | 5   | 0  | 0   | 0  | 1                                       | 0 | 29 | 49 | 2.57 | 1.857 |
| Don Carman, L (8, 1)<br>ERA: 2.41   | 2.0   | W  | 8   | 1   | 0   | 0  | 2   | 2  | 0   | 0  | 0                                       | 0 | 10 | 18 | 0.00 | 1.500 |

San Diego Padres @ Philadelphia Phillies  
Veterans Stadium, Philadelphia, PA  
Mon Aug 26 1985, 7:05 PM EDT  
Att: 25,736 - Unknown

|     |    |
|-----|----|
| AB  | 32 |
| R   | 3  |
| H   | 9  |
| RBI | 2  |
| BB  | 7  |
| SO  | 3  |
| LOB | 21 |



WP: 1 PA: 40  
PB: 1  
SB: 1  
CS: 0

| Batter   | 1                             | 2                                | 3                            | 4                               | 5                            | 6                               | 7                            | 8                               | 9                            | AB                              | R                            | H                               | RBI                          | BB                              | SO                           | LOB                             |                              |                                  |                                  |                                    |                                  |        |
|--|-------------------------------|----------------------------------|------------------------------|---------------------------------|------------------------------|---------------------------------|------------------------------|---------------------------------|------------------------------|---------------------------------|------------------------------|---------------------------------|------------------------------|---------------------------------|------------------------------|---------------------------------|------------------------------|----------------------------------|----------------------------------|------------------------------------|----------------------------------|--------|
| <b>Jeff Stone, L</b> (1, 7)<br>OBP: 0.295, SLG: 0.324<br><b>Don Carman, L</b> (8, 1)<br><b>Tim Corcoran, L</b> (9, PH)<br>OBP: 0.303, SLG: 0.255 | 0-0<br><br>1B                 | 0-0<br><br>F7                    |                              | 0-0<br><br>1B                   |                              |                                 | 0-0<br><br>F3                |                                 | 4-0<br><br>1B<br>BB          | 4                               | 1                            | 2                               | 0                            | 0                               | 0                            | 0                               |                              |                                  |                                  |                                    |                                  |        |
| <b>Juan Samuel, R</b> (1, 4)<br>OBP: 0.297, SLG: 0.442   | 0-3<br><br>K                  |                                  | 0-0<br><br>5-3               | 0-0<br><br>F7                   |                              |                                 | 0-0<br><br>1B                |                                 | 0-0<br><br>1B                | 5                               | 0                            | 2                               | 1                            | 0                               | 1                            | 3                               |                              |                                  |                                  |                                    |                                  |        |
| <b>Von Hayes, L</b> (1, 8)<br>OBP: 0.357, SLG: 0.452   | 0-0<br><br>2B<br>1B           |                                  | 0-0<br><br>F8                |                                 | 0-0<br><br>F7                |                                 | 0-0<br><br>G3                |                                 |                              | 4                               | 1                            | 1                               | 1                            | 0                               | 0                            | 1                               |                              |                                  |                                  |                                    |                                  |        |
| <b>Mike Schmidt, R</b> (1, 3)<br>OBP: 0.354, SLG: 0.487  | 0-0<br><br>2B                 |                                  | 0-0<br><br>1B                |                                 | 0-0<br><br>6-3               |                                 |                              | 0-0<br><br>6-3                  |                              | 4                               | 0                            | 2                               | 1                            | 0                               | 0                            | 0                               |                              |                                  |                                  |                                    |                                  |        |
| <b>Glenn Wilson, R</b> (1, 9)<br>OBP: 0.313, SLG: 0.429  | 0-0<br><br>F9                 |                                  | 0-0<br><br>F9                |                                 | 0-0<br><br>6-3               |                                 |                              | 0-3<br><br>K                    |                              | 4                               | 0                            | 0                               | 0                            | 0                               | 1                            | 2                               |                              |                                  |                                  |                                    |                                  |        |
| <b>Ozzie Virgil, R</b> (1, 2)<br>OBP: 0.354, SLG: 0.466  | 4-0<br><br>BB                 |                                  |                              | 0-0<br><br>5-3                  |                              | 0-0<br><br>5-3                  |                              | 0-0<br><br>1-3                  |                              | 3                               | 0                            | 0                               | 0                            | 1                               | 0                            | 0                               |                              |                                  |                                  |                                    |                                  |        |
| <b>Rick Schu, R</b> (1, 5)<br>OBP: 0.344, SLG: 0.415   | 0-3<br><br>K                  |                                  |                              | 4-0<br><br>1B<br>SF8<br>BB      |                              | 0-0<br><br>F3                   |                              | 0-0<br><br>F8                   |                              | 3                               | 1                            | 0                               | 0                            | 1                               | 1                            | 2                               |                              |                                  |                                  |                                    |                                  |        |
| <b>Tom Foley, L</b> (1, 6)<br>OBP: 0.282, SLG: 0.349   |                               | 0-0<br><br>F8                    |                              | 0-0<br><br>1B<br>1B             |                              | 0-0<br><br>P4                   |                              | 0-0<br><br>BB<br>BB<br>1B<br>1B |                              | 4                               | 1                            | 2                               | 0                            | 0                               | 0                            | 0                               |                              |                                  |                                  |                                    |                                  |        |
| <b>Shane Rawley, R</b> (1, 1)<br>OBP: 0.184, SLG: 0.159<br><b>Greg Gross, L</b> (7, PH)<br>OBP: 0.372, SLG: 0.321<br>(8, 7)                      |                               | 0-0<br><br>6-3                   |                              | 0-0<br><br>SF8                  |                              | 0-0<br><br>F2                   |                              | 4-0<br><br>1B<br>BB<br>BB       |                              | 1                               | 0                            | 0                               | 1                            | 0                               | 0                            | 0                               |                              |                                  |                                  |                                    |                                  |        |
| <b>Inning Stats</b>  | R: 2<br>E: 0<br>K: 2<br>S: 10 | H: 3<br>LOB: 2<br>BB: 1<br>P: 14 | R: 0<br>E: 0<br>K: 0<br>S: 3 | H: 0<br>LOB: 0<br>BB: 0<br>P: 3 | R: 0<br>E: 0<br>K: 0<br>S: 4 | H: 1<br>LOB: 1<br>BB: 0<br>P: 4 | R: 1<br>E: 0<br>K: 0<br>S: 5 | H: 2<br>LOB: 2<br>BB: 1<br>P: 9 | R: 0<br>E: 0<br>K: 0<br>S: 3 | H: 0<br>LOB: 0<br>BB: 0<br>P: 3 | R: 0<br>E: 0<br>K: 0<br>S: 3 | H: 0<br>LOB: 0<br>BB: 0<br>P: 3 | R: 0<br>E: 0<br>K: 1<br>S: 5 | H: 1<br>LOB: 1<br>BB: 0<br>P: 4 | R: 0<br>E: 0<br>K: 1<br>S: 5 | H: 0<br>LOB: 0<br>BB: 0<br>P: 5 | R: 1<br>E: 0<br>K: 0<br>S: 3 | H: 2<br>LOB: 3<br>BB: 2<br>P: 11 | 1B: 8<br>2B: 1<br>3B: 0<br>HR: 0 | SF: 1<br>SAC: 0<br>DP: 0<br>HBP: 0 | WP: 0<br>PB: 0<br>SB: 1<br>CS: 0 | PA: 38 |

**BOTTOM**

**San Diego Padres @ Philadelphia Phillies**  
 Veterans Stadium, Philadelphia, PA  
 Mon Aug 26 1985, 7:05 PM EDT  
 Att. 25,736 - Unknown

[livebaseballscorecards.com](http://livebaseballscorecards.com)

|            |           |
|------------|-----------|
| <b>AB</b>  | <b>33</b> |
| <b>R</b>   | <b>4</b>  |
| <b>H</b>   | <b>9</b>  |
| <b>RBI</b> | <b>4</b>  |
| <b>BB</b>  | <b>4</b>  |
| <b>SO</b>  | <b>3</b>  |
| <b>LOB</b> | <b>8</b>  |



| PITCHER                                       | IP  | WLS | BF | H | R | ER | SO | BB | IBB | HBP | BLK | WP | HR | S  | P  | ERA  | WHIP  |
|---|-----|-----|----|---|---|----|----|----|-----|-----|-----|----|----|----|----|------|-------|
| <b>Andy Hawkins, R</b> (1, 1)<br>ERA: 3.02    | 7.0 |     | 30 | 7 | 3 | 3  | 2  | 2  | 0   | 0   | 0   | 0  | 0  | 32 | 40 | 3.86 | 1.286 |
| <b>Lance McCullers, R</b> (8, 1)<br>ERA: 0.77 | 1.1 | L   | 8  | 2 | 1 | 1  | 1  | 2  | 0   | 0   | 0   | 0  | 0  | 8  | 16 | 6.75 | 3.000 |



| Batter   | 1   | 2   | 3   | 4   | 5   | 6   | 7   | 8   | 9   | AB R H RBI BB SO LOB                                       | TOP                                     |  |
|--|---|---|---|---|---|---|---|---|---|--|---|--|
| Garry Templeton, S (1, 6)<br>OBP: 0.341, SLG: 0.373<br>Mario Ramirez, R (9, 6)<br>OBP: 0.281, SLG: 0.333 | 0-0<br>1B<br>1B                                       | 0-0<br>1-3  |   |   | 0-0<br>4-3  |   | 0-3<br>K  |   |   | 4 0 1 0 0 1 0<br>0 0 0 0 0 0 0                             |   |  |
| Tony Gwynn, L (1, 9)<br>OBP: 0.349, SLG: 0.401   | 0-0<br>4-3<br>1-3<br>2B<br>1B                         |   | 0-0<br>4-3  |   | 0-0<br>4-3<br>2B                                    |   |   | 0-0<br>F7   |   | 4 1 2 0 0 0 0  |   |  |
| Steve Garvey, R (1, 3)<br>OBP: 0.305, SLG: 0.431   | 0-0<br>4-3<br>2-3                                     |   | 0-0<br>5-3  |   | 0-0<br>4-3  |   |   | 0-0<br>6-3  |   | 4 0 0 0 0 0 2  |   |  |
| Graig Nettles, L (1, 5)<br>OBP: 0.371, SLG: 0.430  | 0-0<br>2B<br>3-H                                      |   | 0-0<br>2B   |   | 0-0<br>F7   |   |   | 0-0<br>P6   |   | 4 0 2 1 0 0 1  |   |  |
| Terry Kennedy, L (1, 2)<br>OBP: 0.291, SLG: 0.381  | 0-0<br>4-3  |   | 0-0<br>4-3  |   |   | 0-0<br>G5-4-3<br>1B                                 |   | 0-0<br>F9   |   | 4 0 1 0 0 0 2  |   |  |
| Carmelo Martinez, R (1, 7)<br>OBP: 0.351, SLG: 0.443   |   | 0-0<br>2B<br>1B<br>1B                               |   | 0-0<br>6-3  |   | 0-0<br>G5-4-3<br>1-2f                               |   | 0-0<br>HR   |   | 4 2 2 1 0 0 1  |   |  |
| Kevin McReynolds, R (1, 8)<br>OBP: 0.286, SLG: 0.370   |   | 0-0<br>1-3<br>1B<br>2B                              |   | 0-0<br>6-3  |   | 0-0<br>F8   |   | 0-0<br>5-3  |   | 4 1 1 0 0 0 0  |   |  |
| Tim Flannery, L (1, 4)<br>OBP: 0.391, SLG: 0.367   |   | 0-0<br>2-H<br>3-H<br>1B                             |   | 4-0<br>BB<br>BB<br>BB<br>BB                         |   |   | 0-0<br>3-1  | 0-0<br>2B   |   | 3 0 2 2 1 0 0  |   |  |
| Mark Thurmond, L (1, 1)<br>OBP: 0.148, SLG: 0.120<br>Roy Lee Jackson, R (8, 1)                           |   | 0-0<br>4-3  |   | 0-3<br>K  |   |   | 0-0<br>4-3  | 0-0<br>1-3  |   | 3 0 0 0 0 1 1<br>1 0 0 0 0 0 1                             |   |  |
| <b>Inning Stats</b>  | R: 1 H: 3<br>E: 0 LOB: 1<br>K: 0 BB: 0<br>S: 5 P: 5   | R: 2 H: 3<br>E: 0 LOB: 0<br>K: 0 BB: 0<br>S: 5 P: 5 | R: 0 H: 1<br>E: 0 LOB: 1<br>K: 0 BB: 0<br>S: 4 P: 4 | R: 0 H: 0<br>E: 0 LOB: 1<br>K: 1 BB: 1<br>S: 5 P: 9 | R: 0 H: 1<br>E: 0 LOB: 1<br>K: 0 BB: 0<br>S: 4 P: 4 | R: 0 H: 1<br>E: 0 LOB: 0<br>K: 0 BB: 0<br>S: 3 P: 3 | R: 0 H: 0<br>E: 0 LOB: 0<br>K: 1 BB: 0<br>S: 5 P: 5 | R: 0 H: 0<br>E: 0 LOB: 0<br>K: 0 BB: 0<br>S: 3 P: 3 | R: 1 H: 2<br>E: 0 LOB: 1<br>K: 0 BB: 0<br>S: 5 P: 5 | 1B: 5 SF: 0<br>2B: 5 SAC: 0<br>3B: 0 DP: 1<br>HR: 1 HBP: 0 | WP: 0 PA: 36<br>PB: 0<br>SB: 0<br>CS: 0 |  |
| <b>PITCHER</b><br>John Denny, R (1, 1)<br>ERA: 3.76<br>Dave Rucker, L (8, 1)<br>ERA: 4.08                | IP WLS BF H R ER SO BB IBB HBP BLK WP HR S P ERA WHIP |   |   |   |   |   |   |   |   |  |   |  |
|  | 7.0 L 28 9 3 3 2 1 0 0 0 0 0 0 31 35 3.86 1.429       |   |   |   |   |   |   |   |   |  |   |  |
|  | 2.0 8 2 1 1 0 0 0 0 0 0 0 1 8 8 4.50 1.000            |   |   |   |   |   |   |   |   |  |   |  |

San Diego Padres @ Philadelphia Phillies  
Veterans Stadium, Philadelphia, PA  
Tue Aug 27 1985, 7:05 PM EDT  
Att: 23,604 - Unknown

|     |    |
|-----|----|
| AB  | 35 |
| R   | 4  |
| H   | 11 |
| RBI | 4  |
| BB  | 1  |
| SO  | 2  |
| LOB | 8  |



| Batter   | 1                | 2          | 3               | 4          | 5         | 6               | 7               | 8                | 9                | AB | R | H | RBI | BB | SO | LOB |
|--|------------------|------------|-----------------|------------|-----------|-----------------|-----------------|------------------|------------------|----|---|---|-----|----|----|-----|
| Von Hayes, L (1, 8)<br>OBP: 0.353, SLG: 0.447    | 0-0<br>4-3       |            | 0-0<br>P5       |            |           | 0-3<br>K        |                 | 0-3<br>K         | 0-0<br>4-3       | 5  | 0 | 0 | 0   | 0  | 2  | 1   |
| Rick Schu, R (1, 5)<br>OBP: 0.349, SLG: 0.420    | 0-0<br>F7        |            | 0-0<br>CS<br>1B |            |           | 0-0<br>E7<br>1B |                 | 0-0<br>BB<br>1B  |                  | 4  | 0 | 3 | 0   | 0  | 0  | 0   |
| Juan Samuel, R (1, 4)<br>OBP: 0.297, SLG: 0.440  | 0-0<br>S<br>1B   |            | 0-3<br>K<br>1-2 |            |           | 0-3<br>K        |                 | 0-0<br>F8        |                  | 4  | 0 | 1 | 0   | 0  | 2  | 3   |
| Mike Schmidt, R (1, 3)<br>OBP: 0.355, SLG: 0.485 | 4-0<br>1-2<br>BB |            |                 | 0-0<br>6-3 |           | 0-0<br>F8       |                 | 4-0<br>1-2<br>BB |                  | 2  | 0 | 0 | 0   | 2  | 0  | 1   |
| Glenn Wilson, R (1, 9)<br>OBP: 0.313, SLG: 0.427 | 0-3<br>K         |            |                 | 0-0<br>6-3 |           |                 | 0-0<br>1B<br>1B | 0-3<br>K         |                  | 4  | 0 | 1 | 0   | 0  | 2  | 4   |
| Ozzie Virgil, R (1, 2)<br>OBP: 0.353, SLG: 0.469 |                  | 0-0<br>6-3 |                 | 0-0<br>P4  |           | 0-3<br>K        |                 |                  | 0-0<br>4-3<br>3B | 4  | 1 | 1 | 0   | 0  | 1  | 1   |
| John Russell, R (1, 7)<br>OBP: 0.296, SLG: 0.393 |                  | 0-0<br>F7  |                 |            | 0-0<br>F7 |                 |                 |                  | 0-0<br>F8        | 3  | 0 | 1 | 0   | 0  | 0  | 0   |
| Greg Gross, L (9, PH)<br>OBP: 0.371, SLG: 0.319  |                  |            |                 |            |           | 1-2<br>1B       |                 |                  |                  | 1  | 0 | 0 | 0   | 0  | 0  | 1   |
| Tom Foley, L (1, 6)<br>OBP: 0.281, SLG: 0.347    |                  |            |                 |            |           | 0-0<br>F8       |                 | 0-3<br>K         |                  | 4  | 0 | 1 | 1   | 0  | 1  | 2   |
| John Denny, R (1, 1)<br>OBP: 0.203, SLG: 0.169   |                  | 0-3<br>K   |                 |            |           | 0-0<br>F7       |                 |                  | 0-0<br>3-H<br>1B | 2  | 0 | 0 | 0   | 0  | 1  | 1   |
| Luis Aguayo, R (7, PH)<br>OBP: 0.380, SLG: 0.393 |                  |            |                 |            |           |                 | 0-0<br>P3       |                  |                  | 1  | 0 | 0 | 0   | 0  | 0  | 2   |
| Dave Rucker, L (8, 1)<br>OBP: 0.571, SLG: 0.667  |                  |            |                 |            |           |                 |                 |                  |                  | 0  | 0 | 0 | 0   | 0  | 0  | 0   |
| Jeff Stone, L (9, PH)<br>OBP: 0.299, SLG: 0.328  |                  |            |                 |            |           |                 |                 |                  |                  | 1  | 0 | 1 | 0   | 0  | 0  | 0   |

| Inning Stats | R: 0 | H: 1   | R: 0 | H: 1   | R: 0 | H: 1   | R: 0 | H: 0   | R: 0 | H: 0   | R: 0 | H: 1   | R: 0 | H: 1   | R: 0 | H: 2   | R: 0 | H: 1   | R: 1 | H: 2   | 1B: 8 | SF: 0  | WP: 0 | PA: 37 |
|--------------|------|--------|------|--------|------|--------|------|--------|------|--------|------|--------|------|--------|------|--------|------|--------|------|--------|-------|--------|-------|--------|
|              | E: 0 | LOB: 2 | E: 0 | LOB: 1 | E: 0 | LOB: 0 | E: 0 | LOB: 0 | E: 1 | LOB: 1 | E: 0 | LOB: 2 | E: 0 | LOB: 2 | E: 0 | LOB: 2 | E: 0 | LOB: 1 | E: 0 | LOB: 1 | 2B: 1 | SAC: 0 | PB: 0 |        |
|              | K: 1 | BB: 1  | K: 1 | BB: 0  | K: 0 | BB: 0  | K: 0 | BB: 0  | K: 2 | BB: 0  | K: 2 | BB: 0  | K: 2 | BB: 1  | K: 0 | BB: 0  | K: 0 | BB: 0  | K: 0 | BB: 0  | 3B: 1 | DP: 1  | SB: 1 |        |
|              | S: 6 | P: 10  | S: 6 | P: 6   | S: 5 | P: 3   | S: 3 | P: 3   | S: 8 | P: 8   | S: 9 | P: 9   | S: 8 | P: 12  | S: 5 | P: 5   | S: 8 | P: 12  | S: 5 | P: 5   | HR: 0 | HBP: 0 | CS: 1 |        |

| PITCHER                               | IP  | WLS | BF | H | R | ER | SO | BB | IBB | HBP | BLK | WP | HR | S  | P  | ERA  | WHIP  |
|---------------------------------------|-----|-----|----|---|---|----|----|----|-----|-----|-----|----|----|----|----|------|-------|
| Mark Thurmond, L (1, 1)<br>ERA: 3.89  | 7.2 | W   | 31 | 7 | 0 | 0  | 8  | 2  | 0   | 0   | 0   | 0  | 0  | 45 | 53 | 0.00 | 1.174 |
| Roy Lee Jackson, R (8, 1)<br>ERA: 2.1 | 1.1 | S   | 6  | 2 | 1 | 1  | 1  | 0  | 0   | 0   | 0   | 0  | 0  | 8  | 8  | 6.75 | 1.500 |

**BOTTOM**

**San Diego Padres @ Philadelphia Phillies**  
Veterans Stadium, Philadelphia, PA

Tue Aug 27 1985, 7:05 PM EDT  
Att. 23,604 - Unknown

livebaseballscores.com

|            |           |
|------------|-----------|
| <b>AB</b>  | <b>35</b> |
| <b>R</b>   | <b>1</b>  |
| <b>H</b>   | <b>9</b>  |
| <b>RBI</b> | <b>1</b>  |
| <b>BB</b>  | <b>2</b>  |
| <b>SO</b>  | <b>9</b>  |
| <b>LOB</b> | <b>16</b> |





| Batter  | 1   | 2   | 3   | 4   | 5   | 6   | 7   | 8   | 9   | 10   | AB R H RBI BB SO LOB                                       | TOP   |   |
|---|---|---|---|---|---|---|---|---|---|--|--|---|---|
| <b>Jeff Stone, L</b> (1, 7) X<br>OBP: 0.298, SLG: 0.326<br><b>Kent Tekulve, R</b> (8, 1)<br><b>Garry Maddox, R</b> (9, 8)<br>OBP: 0.289, SLG: 0.337 | 0-0<br><b>E4</b><br>BB                                |   | 0-0<br><b>G6-3</b><br>1-2                           |   | 0-3<br><b>K</b>                                       |   |   | 0-0<br><b>HR</b><br>1B                              |   | 0-0<br><b>F9</b> BB<br><b>E</b><br>1B                | 4 1 1 0 0 1 4<br>0 0 0 0 0 0 0<br>1 1 1 0 0 0 0            | <b>Philadelphia Phillies @ Los Angeles Dodgers</b><br><b>Dodger Stadium, Los Angeles, CA</b><br>Thu Aug 29 1985, 7:05 PM PDT<br>Att. 39,487 - Unknown |   |
| <b>Juan Samuel, R</b> (1, 4) B<br>OBP: 0.299, SLG: 0.447  | 4-0<br><b>G1</b><br>BB<br>1-2                         |   |   | 0-0<br><b>F8</b>                                    |   | 0-0<br><b>CS</b> S<br><b>1B</b>                     |   | 0-0<br><b>HR</b><br>1-H                             |   | 0-0<br><b>L5</b>                                     | 4 1 2 2 1 0 1  |   |   |
| <b>Von Hayes, L</b> (1, 8) X<br>OBP: 0.354, SLG: 0.445<br>(9, 7)  | 0-0<br><b>G1</b><br>1-2                               |   |   | 0-3<br><b>K</b>                                     |   | 0-0<br><b>6-3</b><br>1-2                            |   | 0-0<br><b>1B</b><br><b>1B</b>                       |   | 4-0<br><b>E</b><br><b>BB</b><br>1-2                  | 4 0 1 0 1 1 2  |   |   |
| <b>Mike Schmidt, R</b> (1, 3) X<br>OBP: 0.353, SLG: 0.481   | 0-0<br><b>L8</b>                                      |   |   | 0-0<br><b>F6</b>                                    |   | 0-3<br><b>K</b><br>2-3                              |   | 0-0<br><b>1B</b><br>1-2                             |   | 0-0<br><b>F9</b><br>2-3                              | 5 0 1 0 0 1 4  |   |   |
| <b>Glenn Wilson, R</b> (1, 9)<br>OBP: 0.313, SLG: 0.429   |   | 0-0<br><b>5-3</b>                                   |   |   | 0-0<br><b>E</b><br><b>1B</b>                          |   | 0-0<br><b>2B</b>                                    | 0-3<br><b>K</b>                                     |   | 0-0<br><b>E5</b><br>1-2<br>3-H                       | 5 0 2 0 0 1 3  |   |   |
| <b>Darren Daulton, L</b> (1, 2)<br>OBP: 0.333, SLG: 0.444   |   | 0-3<br><b>K</b>                                     |   |   | 0-0<br><b>E6</b><br>1-3<br><b>1B</b>                  |   | 0-0<br><b>F8</b>                                    | 0-0<br><b>F2</b>                                    |   | 0-3<br><b>K</b>                                      | 5 0 1 0 0 2 5  |   |   |
| <b>Rick Schu, R</b> (1, 5)<br>OBP: 0.344, SLG: 0.414  |   | 0-3<br><b>K</b>                                     |   |   | 0-3<br><b>K</b>                                       |   | 0-0<br><b>L9</b>                                    |   | 0-3<br><b>K</b>                                     |  | 4 0 0 0 0 3 3  |   |   |
| <b>Tom Foley, L</b> (1, 6)<br>OBP: 0.280, SLG: 0.340  |   |   | 0-0<br><b>G3</b>                                    |   | 4-0<br><b>IBB</b>                                     |   | 0-0<br><b>F5</b>                                    |   | 0-0<br><b>F9</b>                                    |  | 3 0 0 0 1 0 1  |   |   |
| <b>Charles Hudson, S</b> (1, 1)<br>OBP: 0.156, SLG: 0.136<br><b>Greg Gross, L</b> (8, PH)<br>OBP: 0.367, SLG: 0.315<br><b>Don Carman, L</b> (9, 1)  |   |   | 4-0<br><b>G6-3</b><br><b>BB</b>                     |   | 0-3<br><b>K</b>                                       |   |   | 0-0<br><b>F7</b>                                    | 0-0<br><b>4-3</b>                                   |  | 1 0 0 0 1 1 3<br>2 0 0 0 0 0 0<br>0 0 0 0 0 0 0            |   |   |
| <b>Inning Stats</b>   | R: 0 H: 0<br>E: 1 LOB: 1<br>K: 0 BB: 1<br>S: 3 P: 7   | R: 0 H: 0<br>E: 0 LOB: 0<br>K: 2 BB: 0<br>S: 7 P: 7 | R: 0 H: 0<br>E: 0 LOB: 0<br>K: 0 BB: 1<br>S: 2 P: 6 | R: 0 H: 0<br>E: 0 LOB: 0<br>K: 1 BB: 0<br>S: 5 P: 5 | R: 0 H: 2<br>E: 1 LOB: 3<br>K: 3 BB: 1<br>S: 11 P: 15 | R: 0 H: 1<br>E: 0 LOB: 1<br>K: 1 BB: 0<br>S: 5 P: 5 | R: 0 H: 1<br>E: 0 LOB: 1<br>K: 0 BB: 0<br>S: 4 P: 4 | R: 2 H: 4<br>E: 0 LOB: 2<br>K: 1 BB: 0<br>S: 9 P: 9 | R: 0 H: 0<br>E: 0 LOB: 0<br>K: 1 BB: 0<br>S: 5 P: 5 | R: 1 H: 1<br>E: 1 LOB: 2<br>K: 1 BB: 1<br>S: 7 P: 11 | 1B: 7 SF: 0<br>2B: 2 SAC: 0<br>3B: 0 DP: 2<br>HR: 1 HBP: 0 |   | WP: 0 PA: 42<br>PB: 0<br>SB: 1<br>CS: 1 |
| <b>PITCHER</b>  | IP WLS BF H R ER SO BB IBB HBP BLK WP HR S P ERA WHIP |   |   |   |   |   |   |   |   |  |  |   |   |
| <b>Orel Hershiser, R</b> (1, 1)<br>ERA: 2.29  | 6.0   |   |   |   |   |   |   |   |   |  |  |   |   |
| <b>Ken Howell, R</b> (7, 1)<br>ERA: 3.0   | 1.1   |   |   |   |   |   |   |   |   |  |  |   |   |
| <b>Tom Niedenfuer, R</b> (8, 1)<br>ERA: 1.85  | 1.2   |   |   |   |   |   |   |   |   |  |  |   |   |
| <b>Rick Honeycutt, L</b> (10, 1)<br>ERA: 3.53   | 0.1 L   |   |   |   |   |   |   |   |   |  |  |   |   |
| <b>Bobby Castillo, R</b> (10, 1)<br>ERA: 5.71   | 0.2   |   |   |   |   |   |   |   |   |  |  |   |   |

|     |    |
|-----|----|
| AB  | 38 |
| R   | 3  |
| H   | 9  |
| RBI | 2  |
| BB  | 4  |
| SO  | 10 |
| LOB | 26 |



| Batter   | 1         | 2   | 3                   | 4 | 5                     | 6                | 7 | 8 | 9         | 10            | AB | R | H | RBI | BB | SO | LOB |
|--|-----------|-----|---------------------|---|-----------------------|------------------|---|---|-----------|---------------|----|---|---|-----|----|----|-----|
| Mariano Duncan, R (1, 6)<br>OBP: 0.295, SLG: 0.355   | L4        |     | FC8-4<br>1B         |   | B5                    | 6-3              |   |   | 4-3       |               | 5  | 0 | 1 | 0   | 0  | 0  | 1   |
| Enos Cabell, R (1, 5)<br>OBP: 0.314, SLG: 0.335  | K         |     | FC8-4<br>4-3<br>1-2 |   | F7                    |                  |   |   | L7        | G3<br>S<br>1B | 5  | 0 | 1 | 0   | 0  | 1  | 1   |
| Ken Landreaux, L (1, 8)<br>OBP: 0.316, SLG: 0.427  | 1B<br>2B  |     | 4-3<br>1-2          |   | BB<br>BB<br>1B        |                  |   |   | G3        | G3            | 5  | 1 | 3 | 1   | 0  | 0  | 2   |
| Pedro Guerrero, R (1, 7)<br>OBP: 0.424, SLG: 0.599   | 2-3<br>1B |     | F8                  |   | BB<br>BB<br>1-2<br>BB |                  |   |   | 5-3       | S<br>IBB      | 3  | 0 | 1 | 0   | 2  | 0  | 1   |
| Greg Brock, L (1, 3)<br>Tom Niedenfuer, R (8, 1)<br>Terry Whitfield, L (9, PH)<br>R.J. Reynolds, S (9, PH)<br>Rick Honeycutt, L (10, 1)<br>Bobby Castillo, R (10, 1)<br>OBP: 0.329, SLG: 0.430<br>OBP: 0.111, SLG: 0.111<br>OBP: 0.309, SLG: 0.430<br>OBP: 0.309, SLG: 0.354<br>OBP: 0.176, SLG: 0.129<br>OBP: 0.222, SLG: 0.125 | F3        |     |                     |   | F4                    | 1-2<br>2-3<br>BB |   |   | 4-3       | K             | 3  | 0 | 0 | 0   | 1  | 0  | 2   |
| Mike Marshall, R (1, 9)<br>OBP: 0.328, SLG: 0.457  |           | K   |                     |   | HR                    | F8               |   |   | K         | SH1-3<br>1B   | 5  | 1 | 2 | 1   | 0  | 2  | 3   |
| Mike Scioscia, L (1, 2)<br>OBP: 0.405, SLG: 0.413  |           | 2B  |                     |   | F8                    |                  |   |   | 1-3<br>2B | SH1-3         | 4  | 0 | 3 | 0   | 0  | 0  | 0   |
| Steve Sax, R (1, 4)<br>OBP: 0.340, SLG: 0.302  |           | 5-3 |                     |   | 1B                    |                  |   |   | 1-3       | L7            | 5  | 0 | 1 | 0   | 0  | 0  | 4   |
| Orel Hershiser, R (1, 1)<br>Ken Howell, R (7, 1)<br>Len Matuszek, L (8, 3)<br>Candy Maldonado, R (10, PH)<br>OBP: 0.203, SLG: 0.179<br>OBP: 0.260, SLG: 0.320<br>OBP: 0.269, SLG: 0.314  |           | K   |                     |   | B1                    |                  |   |   | F7        | G3            | 3  | 0 | 0 | 0   | 0  | 1  | 3   |
|  |           |     |                     |   |                       |                  |   |   |           | 6-3           | 0  | 0 | 0 | 0   | 0  | 0  | 0   |
|  |           |     |                     |   |                       |                  |   |   |           |               | 1  | 0 | 0 | 0   | 0  | 0  | 1   |
|  |           |     |                     |   |                       |                  |   |   |           |               | 1  | 0 | 0 | 0   | 0  | 0  | 1   |

|                                       |                              |                                 |                              |                                 |                              |                                 |                              |                                 |                              |                                  |                              |                                 |                              |                                 |                              |                                 |                              |                                  |                              |                                 |                                  |                                    |                                  |        |
|---------------------------------------|------------------------------|---------------------------------|------------------------------|---------------------------------|------------------------------|---------------------------------|------------------------------|---------------------------------|------------------------------|----------------------------------|------------------------------|---------------------------------|------------------------------|---------------------------------|------------------------------|---------------------------------|------------------------------|----------------------------------|------------------------------|---------------------------------|----------------------------------|------------------------------------|----------------------------------|--------|
| <b>Inning Stats</b>                   | R: 0<br>E: 0<br>K: 1<br>S: 7 | H: 2<br>LOB: 2<br>BB: 0<br>P: 7 | R: 0<br>E: 0<br>K: 2<br>S: 8 | H: 1<br>LOB: 1<br>BB: 0<br>P: 8 | R: 0<br>E: 0<br>K: 0<br>S: 4 | H: 1<br>LOB: 1<br>BB: 0<br>P: 4 | R: 1<br>E: 0<br>K: 0<br>S: 5 | H: 2<br>LOB: 1<br>BB: 0<br>P: 5 | R: 0<br>E: 0<br>K: 0<br>S: 4 | H: 1<br>LOB: 3<br>BB: 2<br>P: 12 | R: 0<br>E: 1<br>K: 0<br>S: 4 | H: 1<br>LOB: 1<br>BB: 0<br>P: 4 | R: 1<br>E: 0<br>K: 0<br>S: 4 | H: 1<br>LOB: 0<br>BB: 0<br>P: 4 | R: 0<br>E: 0<br>K: 1<br>S: 6 | H: 1<br>LOB: 1<br>BB: 0<br>P: 6 | R: 0<br>E: 0<br>K: 1<br>S: 6 | H: 1<br>LOB: 2<br>BB: 1<br>P: 10 | R: 0<br>E: 0<br>K: 0<br>S: 4 | H: 1<br>LOB: 1<br>BB: 0<br>P: 4 | 1B: 7<br>2B: 3<br>3B: 0<br>HR: 2 | SF: 0<br>SAC: 1<br>DP: 0<br>HBP: 0 | WP: 0<br>PB: 0<br>SB: 2<br>CS: 0 | PA: 45 |
| <b>PITCHER</b>                        | IP                           | WLS                             | BF                           | H                               | R                            | ER                              | SO                           | BB                              | IBB                          | HBP                              | BLK                          | WP                              | HR                           | S                               | P                            | ERA                             | WHIP                         |                                  |                              |                                 |                                  |                                    |                                  |        |
| Charles Hudson, R (1, 1)<br>ERA: 3.92 | 7.0                          |                                 | 32                           | 9                               | 2                            | 2                               | 3                            | 2                               | 0                            | 0                                | 0                            | 0                               | 2                            | 36                              | 44                           | 2.57                            | 1.571                        |                                  |                              |                                 |                                  |                                    |                                  |        |
| Kent Tekulve, R (8, 1)<br>ERA: 3.99   | 1.2                          |                                 | 8                            | 2                               | 0                            | 0                               | 1                            | 0                               | 1                            | 0                                | 0                            | 0                               | 0                            | 9                               | 13                           | 0.00                            | 1.200                        |                                  |                              |                                 |                                  |                                    |                                  |        |
| Don Carman, L (9, 1)<br>ERA: 2.36     | 1.1                          | W                               | 5                            | 1                               | 0                            | 0                               | 1                            | 0                               | 0                            | 0                                | 0                            | 0                               | 0                            | 7                               | 7                            | 0.00                            | 0.750                        |                                  |                              |                                 |                                  |                                    |                                  |        |


**BOTTOM**

**Philadelphia Phillies @ Los Angeles Dodgers**  
**Dodger Stadium, Los Angeles, CA**

Thu Aug 29 1985, 7:05 PM PDT  
Att: 39,487 - Unknown

[livebaseballscorecards.com](http://livebaseballscorecards.com)

|            |    |
|------------|----|
| <b>AB</b>  | 41 |
| <b>R</b>   | 2  |
| <b>H</b>   | 12 |
| <b>RBI</b> | 2  |
| <b>BB</b>  | 3  |
| <b>SO</b>  | 5  |
| <b>LOB</b> | 21 |





| Batter  | 1  | 2   | 3   | 4   | 5   | 6   | 7   | 8   | 9   | AB R H RBI BB SO LOB                                       | TOP   |   |
|---|--|---|---|---|---|---|---|---|---|--|---|---|
| <b>Jeff Stone, L</b> (1, 7) <sup>x</sup><br><small>OBP: 0.292, SLG: 0.319</small><br><b>Dave Shipanoff, R</b> (8, 1)  | 0-0 <sup>①</sup><br>4-3  |   | 0-0 <sup>③</sup><br>1-3                             |   | 0-3 <sup>③</sup><br>K                               |   |   | 0-3 <sup>①</sup><br>K                                 | 0-3 <sup>③</sup><br>K                               | 4 0 0 0 0 2 1<br>1 0 0 0 0 1 1                             | Philadelphia Phillies @ Los Angeles Dodgers<br>Dodger Stadium, Los Angeles, CA<br>Fri Aug 30 1985, 7:05 PM PDT<br>Att: 49,068 - Unknown |   |
| <b>Juan Samuel, R</b> (1, 4) <sup>s s s</sup><br><small>OBP: 0.301, SLG: 0.447</small>  | 0-3 <sup>②</sup><br>K  |   |   | 0-0 <sup>x</sup><br>4-3 S<br>FC6-4<br>1B                      |   | 0-0 <sup>x</sup><br>6-3 <sup>①</sup>                |   | 0-0 <sup>x</sup><br>FC3-6<br>1B                       |   | 4 1 2 0 0 1 0  |   |   |
| <b>Von Hayes, L</b> (1, 8) <sup>s s s</sup><br><small>OBP: 0.351, SLG: 0.441</small><br>(9, 7)  | 0-3 <sup>③</sup><br>K  |   |   | 0-0 <sup>x</sup><br>4-3 <sup>①</sup><br>1-3                   |   | 0-0 <sup>x</sup><br>1-3 <sup>②</sup>                |   | 0-0 <sup>x</sup><br>FC3-6<br>3B                       |   | 4 1 0 0 0 1 3  |   |   |
| <b>Mike Schmidt, R</b> (1, 3)<br><small>OBP: 0.356, SLG: 0.494</small>  |  | 0-0 <sup>x</sup><br>HR                              |   | 4-0 <sup>B B B B</sup><br>FC6-4<br>BB                         |   | 0-0 <sup>x</sup><br>E4                              |   | 0-0 <sup>x</sup><br>3B                                |   | 3 1 2 3 1 0 0  |   |   |
| <b>Glenn Wilson, R</b> (1, 9)<br><small>OBP: 0.311, SLG: 0.426</small>  | 0-0 <sup>x</sup><br>4-3 <sup>①</sup>   |   |   | 0-0 <sup>x</sup><br>FC6-4 <sup>②</sup><br>S WP<br>1-2f<br>3-H |   | 0-3 <sup>s s s</sup><br>0-3 <sup>③</sup><br>K       |   | 0-3 <sup>s s s</sup><br>0-3 <sup>③</sup><br>K         |   | 4 0 0 1 0 2 3  |   |   |
| <b>Ozzie Virgil, R</b> (1, 2)<br><small>OBP: 0.355, SLG: 0.468</small>  | 0-0 <sup>x</sup><br>4-3 <sup>②</sup>   |   |   | 4-0 <sup>B B B B</sup><br>FC5-4<br>BB                         |   | 0-0 <sup>x</sup><br>6-3 <sup>①</sup>                |   | 0-0 <sup>x</sup><br>FC6-4<br>1B                       |   | 3 0 1 0 1 0 0  |   |   |
| <b>Rick Schu, R</b> (1, 5)<br><small>OBP: 0.340, SLG: 0.408</small>   | 0-0 <sup>x</sup><br>6-3 <sup>③</sup>   |   |   | 0-0 <sup>x</sup><br>FC5-4 <sup>③</sup><br>1-2f                |   | 0-0 <sup>x</sup><br>L7 <sup>②</sup>                 |   | 0-0 <sup>x</sup><br>FC6-4<br>1B<br>1-2f<br>FC5-4      |   | 4 1 0 0 0 0 3  |   |   |
| <b>Tom Foley, L</b> (1, 6)<br><small>OBP: 0.280, SLG: 0.338</small>   |  |   | 0-0 <sup>x</sup><br>4-3 <sup>①</sup>                |   | 0-0 <sup>x</sup><br>4-3 <sup>①</sup>                |   | 0-0 <sup>x</sup><br>F8 <sup>③</sup>                 |   | 0-0 <sup>x</sup><br>FC5-4<br>1B                     |  |   | 4 0 1 0 0 0 0                           |
| <b>Kevin Gross, R</b> (1, 1)<br><small>OBP: 0.204, SLG: 0.269</small><br><b>Greg Gross, L</b> (8, PH)<br><small>OBP: 0.370, SLG: 0.315</small><br>(8, 7)<br><b>Garry Maddox, R</b> (9, PH)<br><small>OBP: 0.287, SLG: 0.335</small><br>(9, 8) |  |   | 0-0 <sup>x</sup><br>L4 <sup>②</sup>                 |   | 0-0 <sup>x</sup><br>6-3 <sup>②</sup>                |   | 4-0 <sup>B B B B</sup><br>FC3-6<br>1B<br>3B<br>BB   | 0-0 <sup>x</sup><br>FC5-4 <sup>②</sup><br>1-2f<br>3-H |   | 2 0 0 0 0 0 0<br>0 1 0 0 1 0 0<br>1 0 0 1 0 0 1            |   |   |
| <b>Inning Stats</b>   | R: 0 H: 0<br>E: 0 LOB: 0<br>K: 2 BB: 0<br>S: 7 P: 7  | R: 1 H: 1<br>E: 0 LOB: 0<br>K: 0 BB: 0<br>S: 4 P: 4 | R: 0 H: 0<br>E: 0 LOB: 0<br>K: 0 BB: 0<br>S: 3 P: 3 | R: 1 H: 1<br>E: 0 LOB: 2<br>K: 0 BB: 2<br>S: 4 P: 12          | R: 0 H: 0<br>E: 0 LOB: 0<br>K: 1 BB: 0<br>S: 5 P: 5 | R: 0 H: 0<br>E: 1 LOB: 1<br>K: 1 BB: 0<br>S: 6 P: 6 | R: 0 H: 0<br>E: 0 LOB: 0<br>K: 0 BB: 0<br>S: 3 P: 3 | R: 2 H: 2<br>E: 0 LOB: 1<br>K: 2 BB: 1<br>S: 9 P: 13  | R: 1 H: 2<br>E: 0 LOB: 1<br>K: 1 BB: 0<br>S: 7 P: 7 | 1B: 4 SF: 0<br>2B: 0 SAC: 0<br>3B: 1 DP: 0<br>HR: 1 HBP: 0 |   | WP: 1 PA: 37<br>PB: 0<br>SB: 2<br>CS: 0 |
| <b>PITCHER</b><br><b>Bob Welch, R</b> (1, 1)<br><small>ERA: 2.28</small><br><b>Ken Howell, R</b> (8, 1)<br><small>ERA: 2.98</small><br><b>Carlos Diaz, L</b> (9, 1)<br><small>ERA: 2.55</small>   | IP WLS BF H R ER SO BB IBB HBP BLK WP HR S P ERA WHIP<br>7.2 L 31 4 4 4 5 3 0 0 0 1 1 38 50 4.70 0.913 |   |   |   |   |   |   |   |   |  |   |   |

livebaseballscorecards.com

|     |    |
|-----|----|
| AB  | 34 |
| R   | 5  |
| H   | 6  |
| RBI | 5  |
| BB  | 3  |
| SO  | 7  |
| LOB | 12 |



| Batter   | 1       | 2      | 3         | 4 | 5         | 6 | 7 | 8      | 9 | AB | R | H | RBI | BB | SO | LOB |
|--|---------|--------|-----------|---|-----------|---|---|--------|---|----|---|---|-----|----|----|-----|
| Mariano Duncan, R (1, 6)<br>OBP: 0.292, SLG: 0.352 | 0-0 L8  |        | 0-0 F8    |   | 0-0 F8    |   |   | 0-0 F8 |   | 4  | 0 | 0 | 0   | 0  | 0  | 0   |
| Bob Bailor, R (1, 5)<br>OBP: 0.267, SLG: 0.289     | 0-0 6-3 |        | 0-0 BB 1B |   | 0-0 4-3   |   |   | 0-0 F3 |   | 4  | 0 | 1 | 0   | 0  | 0  | 0   |
| Ken Landreaux, L (1, 8)<br>OBP: 0.318, SLG: 0.427  | 0-0 F2  |        | 0-0 BB 1B |   |           |   |   |        |   | 4  | 0 | 2 | 0   | 0  | 0  | 0   |
| Pedro Guerrero, R (1, 7)<br>OBP: 0.424, SLG: 0.604 |         | 0-0 HR | 4-0 BB    |   |           |   |   |        |   | 3  | 1 | 1 | 1   | 1  | 0  | 1   |
| Greg Brock, L (1, 3)<br>OBP: 0.323, SLG: 0.425     |         | 0-0 F5 | 0-0 F7    |   |           |   |   |        |   | 4  | 0 | 0 | 0   | 0  | 2  | 4   |
| Mike Marshall, R (1, 9)<br>OBP: 0.328, SLG: 0.463  |         | 0-0 HR |           |   | 0-0 F4    |   |   |        |   | 4  | 1 | 1 | 1   | 0  | 0  | 1   |
| Mike Scioscia, L (1, 2)<br>OBP: 0.405, SLG: 0.412  |         | 0-0 G3 |           |   | 0-0 CS 1B |   |   |        |   | 3  | 0 | 1 | 0   | 0  | 0  | 0   |
| Steve Sax, R (1, 4)<br>OBP: 0.337, SLG: 0.299      |         | 0-0 F9 |           |   | 0-3 K     |   |   |        |   | 3  | 0 | 0 | 0   | 0  | 2  | 1   |
| Bob Welch, R (1, 1)<br>OBP: 0.265, SLG: 0.226      |         |        | 0-0 G3    |   |           |   |   |        |   | 2  | 0 | 0 | 0   | 0  | 0  | 0   |
| Ken Howell, R (8, 1)                               |         |        |           |   | 0-0 6-3   |   |   |        |   | 0  | 0 | 0 | 0   | 0  | 0  | 0   |
| R.J. Reynolds, S (8, PH)<br>OBP: 0.308, SLG: 0.353 |         |        |           |   |           |   |   |        |   | 1  | 0 | 0 | 0   | 0  | 1  | 0   |
| Carlos Diaz, R (9, 1)                              |         |        |           |   |           |   |   |        |   | 0  | 0 | 0 | 0   | 0  | 0  | 0   |

| Inning Stats | R: 0 | H: 0 | E: 0 | K: 0 | S: 3 | R: 2 | H: 2 | E: 0 | K: 0 | S: 5 | R: 0 | H: 2 | E: 0 | K: 0 | S: 5 | R: 0 | H: 1 | E: 0 | K: 1 | S: 5 | R: 0 | H: 0 | E: 0 | K: 0 | S: 3 | R: 0 | H: 0 | E: 0 | K: 1 | S: 5 | R: 0 | H: 0 | E: 0 | K: 1 | S: 5 | R: 0 | H: 0 | E: 0 | K: 1 | S: 5 | R: 0 | H: 1 | E: 0 | K: 1 | S: 6 | 1B: 4 | SF: 0 | 2B: 1 | SAC: 0 | 3B: 0 | DP: 1 | HR: 2 | HBP: 0 | WP: 0 | PA: 33 |
|--------------|------|------|------|------|------|------|------|------|------|------|------|------|------|------|------|------|------|------|------|------|------|------|------|------|------|------|------|------|------|------|------|------|------|------|------|------|------|------|------|------|------|------|------|------|------|-------|-------|-------|--------|-------|-------|-------|--------|-------|--------|
|--------------|------|------|------|------|------|------|------|------|------|------|------|------|------|------|------|------|------|------|------|------|------|------|------|------|------|------|------|------|------|------|------|------|------|------|------|------|------|------|------|------|------|------|------|------|------|-------|-------|-------|--------|-------|-------|-------|--------|-------|--------|

| PITCHER                               | IP  | WLS | BF | H | R | ER | SO | BB | IBB | HBP | BLK | WP | HR | S  | P  | ERA  | WHIP  |
|---------------------------------------|-----|-----|----|---|---|----|----|----|-----|-----|-----|----|----|----|----|------|-------|
| Kevin Gross, R (1, 1)<br>ERA: 3.16    | 7.0 | W   | 26 | 5 | 2 | 2  | 3  | 1  | 0   | 0   | 0   | 0  | 2  | 31 | 35 | 2.57 | 0.857 |
| Dave Shipanoff, R (8, 1)<br>ERA: 1.72 | 2.0 | S   | 7  | 1 | 0 | 0  | 2  | 0  | 0   | 0   | 0   | 0  | 0  | 11 | 11 | 0.00 | 0.500 |

**BOTTOM**

Philadelphia Phillies @ Los Angeles Dodgers  
 Dodger Stadium, Los Angeles, CA


Fri Aug 30 1985, 7:05 PM PDT  
 Att. 49,068 - Unknown

livebaseballscorecards.com

|     |    |
|-----|----|
| AB  | 32 |
| R   | 2  |
| H   | 6  |
| RBI | 2  |
| BB  | 1  |
| SO  | 5  |
| LOB | 7  |





| Batter  | 1  | 2   | 3   | 4   | 5   | 6  | 7   | 8   | 9   | AB R H RBI BB SO LOB  | TOP   |
|---|--|---|---|---|---|--|---|---|---|---|---|
| <b>Jeff Stone, L</b> (1, 7)<br>OBP: 0.296, SLG: 0.328<br><b>Garry Maddox, R</b> (7, PR)<br>OBP: 0.286, SLG: 0.333<br>(7, 8)                                       | 0-0<br><b>F7</b>   |   | 0-0<br><b>HR</b><br>2B                              |   | 0-0<br><b>F9</b>                                    |  | 0-0<br><b>1B</b>                                    |   | 0-0<br><b>F3</b>                                    | 4 1 2 0 0 0 0<br>1 0 0 0 0 0 2  | <b>Philadelphia Phillies @ Los Angeles Dodgers</b><br><b>Dodger Stadium, Los Angeles, CA</b><br>Sat Aug 31 1985, 7:05 PM PDT<br>Att: 46,942 - Unknown |
| <b>Juan Samuel, R</b> (1, 4)<br>OBP: 0.304, SLG: 0.454  | 0-0<br><b>CS</b><br><b>1B</b>  |   | 0-0<br><b>HR</b><br>2-H<br>3-H                      |   | 4-0<br><b>CS</b><br><b>BB</b>                       | 0-0<br><b>SF7</b>                                    |   | 0-0<br><b>1-3</b>                                   | 3 1 2 4 1 0 2                                       |   |   |
| <b>Von Hayes, L</b> (1, 8)<br>OBP: 0.348, SLG: 0.437<br>(7, 7)  | 0-3<br><b>K</b><br>1-2   |   | 0-0<br><b>L8</b>                                    |   | 0-3<br><b>K</b><br>1-2                              | 0-0<br><b>G3</b>                                     |   | 0-3<br><b>K</b>                                     | 4 0 0 0 0 2 3                                       |   |   |
| <b>Mike Schmidt, R</b> (1, 3)<br>OBP: 0.358, SLG: 0.494   |  | 0-0<br><b>CS</b><br><b>1B</b>   |   | 0-0<br><b>F8</b>                                    | 0-0<br><b>BB</b><br><b>1B</b>                       |  | 0-3<br><b>K</b>                                     |   | 4 0 2 0 0 1 0                                       |   |   |
| <b>Glenn Wilson, R</b> (1, 9)<br>OBP: 0.310, SLG: 0.424   |  | 0-0<br><b>F8</b>  |   | 0-0<br><b>F3</b>                                    | 0-0<br><b>BB</b><br><b>1B</b>                       |  | 0-0<br><b>5-3</b>                                   |   | 4 0 1 0 0 0 1                                       |   |   |
| <b>Darren Daulton, L</b> (1, 2)<br>OBP: 0.328, SLG: 0.421   |  | 0-3<br><b>K</b><br>1-2  |   | 0-3<br><b>K</b>                                     | 4-0<br><b>1-2</b><br><b>BB</b>                      |  | 0-0<br><b>F8</b>                                    |   | 3 0 0 0 1 2 1                                       |   |   |
| <b>Rick Schu, R</b> (1, 5)<br>OBP: 0.339, SLG: 0.416  |  |   | 0-0<br><b>F5</b>                                    |   | 0-0<br><b>HR</b>                                    | 0-3<br><b>K</b>                                      |   | 0-0<br><b>E4</b>                                    | 4 1 1 1 0 1 3                                       | <b>AB</b> 34<br><b>R</b> 5<br><b>H</b> 8<br><b>RBI</b> 5<br><b>BB</b> 3<br><b>SO</b> 8<br><b>LOB</b> 14 |   |
| <b>Tom Foley, L</b> (1, 6)<br>OBP: 0.273, SLG: 0.329  |  |   | 0-3<br><b>K</b>                                     |   | 0-0<br><b>G3</b>                                    |  | 0-0<br><b>4-3</b>                                   |   | 4 0 0 0 0 2 1                                       |   |   |
| <b>Shane Rawley, R</b> (1, 1)<br>OBP: 0.189, SLG: 0.149   |  |   | 0-0<br><b>E5</b><br><b>2B</b><br><b>HR</b>          |   | 0-0<br><b>5-3</b>                                   | 4-0<br><b>1B</b><br><b>SF7</b><br><b>BB</b>          |   | 0-0<br><b>E5</b><br><b>1-3</b>                      | 3 2 0 0 1 0 1                                       |                    |   |
| <b>Inning Stats</b>   | R: 0 H: 1<br>E: 0 LOB: 0<br>K: 1 BB: 0<br>S: 5 P: 5  | R: 0 H: 1<br>E: 0 LOB: 1<br>K: 1 BB: 0<br>S: 5 P: 5                     | R: 3 H: 2<br>E: 1 LOB: 0<br>K: 1 BB: 0<br>S: 8 P: 8 | R: 0 H: 0<br>E: 0 LOB: 0<br>K: 1 BB: 0<br>S: 5 P: 5 | R: 1 H: 1<br>E: 0 LOB: 0<br>K: 0 BB: 0<br>S: 4 P: 4 | R: 0 H: 2<br>E: 0 LOB: 3<br>K: 2 BB: 2<br>S: 8 P: 16 | R: 1 H: 1<br>E: 0 LOB: 1<br>K: 0 BB: 1<br>S: 4 P: 8 | R: 0 H: 0<br>E: 0 LOB: 0<br>K: 1 BB: 0<br>S: 5 P: 5 | R: 0 H: 0<br>E: 2 LOB: 2<br>K: 1 BB: 0<br>S: 7 P: 7 | 1B: 5 SF: 1<br>2B: 2 SAC: 0<br>3B: 0 DP: 1<br>HR: 2 HBP: 0  | WP: 0 PA: 38<br>PB: 0<br>SB: 0<br>CS: 3   |
| <b>PITCHER</b><br><b>Fernando Valenzuela, L</b> (1, 1)<br>ERA: 2.37<br><b>Bobby Castillo, R</b> (8, 1)<br>ERA: 5.6<br><b>Dennis Powell, L</b> (9, 1)<br>ERA: 4.86 | IP WLS BF H R ER SO BB IBB HBP BLK WP HR S P ERA WHIP<br>7.0 L 30 8 5 2 6 3 0 0 0 0 2 39 51 2.57 1.571<br>1.0 3 0 0 0 1 0 0 0 0 0 0 5 5 0.00 0.000<br>1.0 5 0 0 0 1 0 0 0 0 0 0 7 7 0.00 0.000 | <b>PITCHER</b><br>IP WLS BF H R ER SO BB IBB HBP BLK WP HR S P ERA WHIP |   |   |   |  |   |   |   |   |   |

livebaseballscorecards.com

| Batter  | 1          | 2          | 3            | 4         | 5         | 6           | 7          | 8            | 9                           | AB | R | H | RBI | BB | SO | LOB |
|---|------------|------------|--------------|-----------|-----------|-------------|------------|--------------|-----------------------------|----|---|---|-----|----|----|-----|
| Mariano Duncan, R (1, 6)<br>OBP: 0.290, SLG: 0.348      | 0-0<br>6-3 |            | 0-0<br>4-3   |           |           | 0-0<br>B1-3 |            | 0-0<br>FC5-2 |                             | 4  | 0 | 0 | 0   | 0  | 0  | 2   |
| Bill Russell, R (1, 7)<br>OBP: 0.331, SLG: 0.307        | 0-0<br>E6  |            | 0-0<br>5-3   |           |           | 0-0<br>F8   |            | 0-0<br>4-3   |                             | 4  | 0 | 0 | 0   | 0  | 0  | 2   |
| Pedro Guerrero, R (1, 3)<br>OBP: 0.421, SLG: 0.599      | 0-3<br>K   |            |              | 0-0<br>F9 |           | 0-0<br>5-3  |            |              | 0-0<br>F9                   | 4  | 0 | 0 | 0   | 0  | 1  | 1   |
| Mike Marshall, R (1, 9)<br>OBP: 0.327, SLG: 0.459       | 0-3<br>K   |            |              | 4-0<br>BB |           |             | 0-3<br>K   |              | 0-0<br>F8                   | 3  | 0 | 0 | 0   | 1  | 2  | 1   |
| Candy Maldonado, R (1, 8)<br>OBP: 0.266, SLG: 0.313     |            | 0-0<br>6-3 |              | 0-3<br>K  |           |             | 0-0<br>5-3 |              | 0-0<br>FC5-4<br>1B          | 4  | 0 | 1 | 0   | 0  | 1  | 1   |
| Steve Sax, R (1, 4)<br>OBP: 0.334, SLG: 0.296           |            | 0-0<br>6-3 |              | 0-3<br>K  |           |             | 0-0<br>F8  |              | 0-0<br>FC5-4                | 4  | 0 | 0 | 0   | 0  | 1  | 2   |
| Mike Scioscia, L (1, 2)<br>OBP: 0.404, SLG: 0.410       |            |            | 4-0<br>BB    |           | 0-3<br>K  |             |            |              | 0-0<br>F7                   | 2  | 0 | 0 | 0   | 1  | 1  | 0   |
| Bob Bailor, R (1, 5)<br>OBP: 0.269, SLG: 0.290          |            |            | 0-0<br>F8    |           | 0-0<br>F8 |             |            |              | 0-0<br>1B WP<br>FC5-2<br>1B | 3  | 0 | 1 | 0   | 0  | 0  | 1   |
| Fernando Valenzuela, L (1, 1)<br>OBP: 0.198, SLG: 0.225 |            |            | 0-0<br>5-6-3 |           |           | 0-0<br>F9   |            |              | 0-0<br>FC5-2<br>1B          | 2  | 0 | 0 | 0   | 0  | 0  | 0   |
| Bobby Castillo, R (8, 1)<br>OBP: 0.222, SLG: 0.125      |            |            |              |           |           |             |            |              |                             | 0  | 0 | 0 | 0   | 0  | 0  | 0   |
| Bill Madlock, R (8, PH)<br>OBP: 0.324, SLG: 0.390       |            |            |              |           |           |             |            |              |                             | 1  | 0 | 1 | 0   | 0  | 0  | 0   |
| Dennis Powell, R (9, 1)                                 |            |            |              |           |           |             |            |              |                             | 0  | 0 | 0 | 0   | 0  | 0  | 0   |

| Inning Stats                                   | R: 0 | H: 0 | E: 1 | LOB: 1 | K: 2 | BB: 0 | S: 8 | P: 8 | R: 0 | H: 0 | E: 0 | LOB: 1 | K: 0 | BB: 1 | S: 3 | P: 7 | R: 0 | H: 0 | E: 0 | LOB: 0 | K: 0 | BB: 0 | S: 3 | P: 3 | R: 0 | H: 0 | E: 0 | LOB: 0 | K: 1 | BB: 0 | S: 5 | P: 5 | R: 0 | H: 0 | E: 0 | LOB: 0 | K: 0 | BB: 0 | S: 3 | P: 3 | R: 0 | H: 0 | E: 0 | LOB: 0 | K: 1 | BB: 0 | S: 5 | P: 5 | R: 0 | H: 2 | E: 0 | LOB: 2 | K: 0 | BB: 0 | S: 5 | P: 5 | R: 0 | H: 1 | E: 0 | LOB: 1 | K: 0 | BB: 0 | S: 4 | P: 4 | 1B: 3 | SF: 0 | 2B: 0 | SAC: 0 | 3B: 0 | DP: 0 | HR: 0 | HBP: 0 | WP: 1 | PA: 33 | PB: 0 | SB: 0 | CS: 0 |
|--|------|------|------|--------|------|-------|------|------|------|------|------|--------|------|-------|------|------|------|------|------|--------|------|-------|------|------|------|------|------|--------|------|-------|------|------|------|------|------|--------|------|-------|------|------|------|------|------|--------|------|-------|------|------|------|------|------|--------|------|-------|------|------|------|------|------|--------|------|-------|------|------|-------|-------|-------|--------|-------|-------|-------|--------|-------|--------|-------|-------|-------|
| PITCHER<br>Shane Rawley, L (1, 1)<br>ERA: 2.65 | IP   | WLS  | BF   | H      | R    | ER    | SO   | BB   | IBB  | HBP  | BLK  | WP     | HR   | S     | P    | ERA  | WHIP | IP   | WLS  | BF     | H    | R     | ER   | SO   | BB   | IBB  | HBP  | BLK    | WP   | HR    | S    | P    | ERA  | WHIP |      |        |      |       |      |      |      |      |      |        |      |       |      |      |      |      |      |        |      |       |      |      |      |      |      |        |      |       |      |      |       |       |       |        |       |       |       |        |       |        |       |       |       |

**BOTTOM**

Philadelphia Phillies @ Los Angeles Dodgers  
 Dodger Stadium, Los Angeles, CA

Sat Aug 31 1985, 7:05 PM PDT  
 Att. 46,942 - Unknown

|     |    |
|-----|----|
| AB  | 31 |
| R   | 0  |
| H   | 3  |
| RBI | 0  |
| BB  | 2  |
| SO  | 6  |
| LOB | 10 |



livebaseballscorecards.com



| Batter   | 1   | 2   | 3   | 4   | 5   | 6   | 7   | 8   | 9   | AB R H RBI BB SO LOB                                       | TOP   |   |   |
|--|---|---|---|---|---|---|---|---|---|--|---|---|---|
| Garry Maddox, R (1, 8)<br>OBP: 0.283, SLG: 0.335   | 0-0<br>SH3<br>1B<br>2B                                |   | 0-0<br>6-3  |   | 0-0<br>L5   |   | 0-0<br>F4   |   | 0-0<br>F9   | 5 1 1 0 0 0 0  | <b>Philadelphia Phillies @ Los Angeles Dodgers</b><br><b>Dodger Stadium, Los Angeles, CA</b><br>Sun Sep 01 1985, 3:33 AM PDT<br>Att: 29,029 - Unknown<br><a href="http://livebaseballscorecards.com">livebaseballscorecards.com</a> |   |   |
| Rick Schu, R (1, 5)<br>OBP: 0.338, SLG: 0.414  | 0-0<br>SH3<br>2-3                                     |   | 0-0<br>F2   |   | 0-0<br>F9 WP<br>1B                                  |   | 0-0<br>5-3  |   | 0-0<br>5-3  | 4 0 1 0 0 0 0  |   |   |   |
| Juan Samuel, R (1, 4)<br>OBP: 0.306, SLG: 0.461  | 0-0<br>FC6-4 BB<br>1B<br>3-H                          |   | 0-0<br>1B<br>3B                                     |   | 0-0<br>F9<br>1-3                                    |   | 0-0<br>WP<br>1B<br>2B                               |   | 0-3<br>K  | 5 2 3 1 0 1 1  |   |   |   |
| Mike Schmidt, R (1, 3)<br>OBP: 0.363, SLG: 0.495   | 4-0<br>FC6-4<br>1-2<br>BB                             |   | 0-0<br>1B<br>1B<br>3-H                              |   | 4-0<br>FC3-6<br>IBB                                 |   | 4-0<br>1B<br>2-3<br>BB                              |   |   | 1 0 1 1 3 0 0  |   |   |   |
| Glenn Wilson, R (1, 9)<br>OBP: 0.312, SLG: 0.425   | 0-0<br>FC6-4<br>FC5-4<br>1-2f<br>2-3                  |   | 0-0<br>FC5-4<br>1B                                  |   | 0-0<br>FC3-6<br>1-2f                                |   | 0-0<br>FC4<br>1B                                    |   |   | 4 0 2 1 0 0 4  |   |   |   |
| Ozzie Virgil, R (1, 2)<br>OBP: 0.351, SLG: 0.462   | 0-0<br>FC5-4<br>1-2f                                  |   | 0-0<br>FC5-4<br>1-2f                                |   |   |   | 0-0<br>5-3  |   | 0-0<br>FC4<br>1-2f                                  | 4 0 0 0 0 0 6  |   |   |   |
| John Russell, R (1, 7)<br>OBP: 0.297, SLG: 0.410<br>Von Hayes, L (7, 7)<br>OBP: 0.347, SLG: 0.436        |   | 0-0<br>6-3  |   | 0-0<br>G3   |   | 0-0<br>HR   |   | 0-0<br>1-3  |   | 3 1 1 1 0 0 0<br>1 0 0 0 0 0 0                             |   |   |   |
| Luis Aguayo, R (1, 6)<br>OBP: 0.373, SLG: 0.384<br>Tom Foley, L (8, PH)<br>OBP: 0.272, SLG: 0.327 (8, 6) |   | 0-0<br>5-3  |   | 0-0<br>6-3  |   | 0-0<br>F9   |   | 0-0<br>3-1  |   | 3 0 0 0 0 0 0<br>1 0 0 0 0 0 0                             |   |   |   |
| John Denny, R (1, 1)<br>OBP: 0.192, SLG: 0.159<br>Don Carman, L (9, 1)<br>Dave Shipanoff, R (9, 1)       |   | 0-0<br>1-3  |   | 0-0<br>5-3  |   | 0-0<br>1-3  |   | 0-3<br>K  |   | 4 0 0 0 0 1 0<br>0 0 0 0 0 0 0<br>0 0 0 0 0 0 0            |   |   |   |
| <b>Inning Stats</b>  | R: 1 H: 2<br>E: 0 LOB: 2<br>K: 0 BB: 1<br>S: 5 P: 9   | R: 0 H: 0<br>E: 0 LOB: 0<br>K: 0 BB: 0<br>S: 3 P: 3 | R: 1 H: 3<br>E: 0 LOB: 2<br>K: 0 BB: 0<br>S: 6 P: 6 | R: 0 H: 0<br>E: 0 LOB: 0<br>K: 0 BB: 0<br>S: 3 P: 3 | R: 0 H: 1<br>E: 0 LOB: 2<br>K: 0 BB: 1<br>S: 4 P: 8 | R: 1 H: 1<br>E: 0 LOB: 0<br>K: 0 BB: 0<br>S: 4 P: 4 | R: 1 H: 2<br>E: 0 LOB: 2<br>K: 0 BB: 1<br>S: 5 P: 9 | R: 0 H: 0<br>E: 0 LOB: 0<br>K: 1 BB: 0<br>S: 5 P: 5 | R: 0 H: 0<br>E: 0 LOB: 0<br>K: 1 BB: 0<br>S: 5 P: 5 | 1B: 5 SF: 0<br>2B: 2 SAC: 1<br>3B: 1 DP: 0<br>HR: 1 HBP: 0 |   | WP: 2 PA: 39<br>PB: 0<br>SB: 0<br>CS: 0 |   |
| <b>PITCHER</b>   | IP WLS BF H R ER SO BB IBB HBP BLK WP HR S P ERA WHIP |   |   |   |   |   |   |   |   |  |   | <b>PITCHER</b>                          | IP WLS BF H R ER SO BB IBB HBP BLK WP HR S P ERA WHIP |
| Jerry Reuss, L (1, 1)<br>ERA: 2.87   | 6.0 L 27 7 3 3 0 1 1 0 0 0 1 1 25 33 4.50 1.333       |   |   |   |   |   |   |   |   |  |   |   |   |
| Ken Howell, R (7, 1)<br>ERA: 3.03  | 2.0 9 2 1 1 1 1 0 0 0 0 1 0 10 14 4.50 1.500          |   |   |   |   |   |   |   |   |  |   |   |   |
| Carlos Diaz, L (9, 1)<br>ERA: 2.5  | 1.0 3 0 0 0 0 1 0 0 0 0 0 0 5 5 0.00 0.000            |   |   |   |   |   |   |   |   |  |   |   |   |

| Batter   | 1      | 2      | 3               | 4            | 5             | 6                | 7            | 8            | 9         | AB | R | H | RBI | BB | SO | LOB |
|--|--------|--------|-----------------|--------------|---------------|------------------|--------------|--------------|-----------|----|---|---|-----|----|----|-----|
| Mariano Duncan, R (1, 6)<br>OBP: 0.289, SLG: 0.345   | 0-3 K  |        | 0-3 K           |              | 4-0 WP SF7 BB |                  | 0-0 G3       |              | 0-3 K     | 4  | 1 | 0 | 0   | 1  | 3  | 2   |
| Ken Landreaux, L (1, 8)<br>Candy Maldonado, R (9, PH)<br>OBP: 0.315, SLG: 0.424<br>OBP: 0.272, SLG: 0.317  | 0-3 K  |        | 0-0 FC3-6 FC5-4 |              | 0-0 SF7       |                  | 0-0 1-3      |              | 0-0 1B 1B | 3  | 0 | 0 | 1   | 0  | 1  | 1   |
| Bill Madlock, R (1, 5)<br>OBP: 0.327, SLG: 0.395   | 0-0 2B |        | 0-0 FC5-4       |              | 0-0 5-3       |                  | 0-0 FC5-4 1B |              | 0-0 1B 1B | 5  | 0 | 3 | 0   | 0  | 0  | 1   |
| Pedro Guerrero, R (1, 7)<br>OBP: 0.419, SLG: 0.593   | 4-0 BB |        |                 | 0-0 1-3      | 0-0 F8        |                  | 0-0 FC5-4    |              | 0-3 K     | 4  | 0 | 0 | 0   | 1  | 1  | 4   |
| Greg Brock, L (1, 3)<br>OBP: 0.321, SLG: 0.421   | 0-0 G3 |        |                 | 4-0 BB 1B BB |               | 0-0 G3           |              | 0-3 K        | 4         | 0  | 0 | 0 | 1   | 1  | 5  |     |
| Mike Marshall, R (1, 9)<br>OBP: 0.329, SLG: 0.458  |        | 0-3 K  |                 | 0-0 BB 1B    |               | 1-0 FC5-4 1B HBP |              | 0-3 K        | 3         | 0  | 1 | 0 | 0   | 2  | 0  |     |
| Mike Scioscia, L (1, 2)<br>OBP: 0.408, SLG: 0.410  |        | 0-0 L6 |                 | 4-0 FC6-4 BB |               | 0-0 FC5-4 1B     |              | 4-0 BB       | 2         | 0  | 1 | 0 | 2   | 0  | 0  |     |
| Bob Bailor, R (1, 4)<br>Terry Whitfield, L (4, PH)<br>Steve Sax, R (5, 4)<br>OBP: 0.267, SLG: 0.287<br>OBP: 0.297, SLG: 0.425<br>OBP: 0.333, SLG: 0.295  |        | 0-0 L7 |                 | 0-3 K        |               | 0-0 FC5-4        |              | 0-0 1-3      | 1         | 0  | 0 | 0 | 0   | 0  | 0  |     |
| Jerry Reuss, L (1, 1)<br>Len Matuszek, L (6, PH)<br>Ken Howell, R (7, 1)<br>Carlos Diaz, R (9, 1)<br>Jay Johnstone, L (9, PH)<br>Bill Russell, R (9, PH)<br>OBP: 0.172, SLG: 0.145<br>OBP: 0.289, SLG: 0.318<br>OBP: 0.289, SLG: 0.318<br>OBP: 0.333, SLG: 0.295<br>OBP: 0.111, SLG: 0.222<br>OBP: 0.335, SLG: 0.307 |        |        | 4-0 FC3-8 BB    | 0-0 FC6-4    |               | 0-0 L9           |              | 4-0 1B 1B BB | 1         | 0  | 0 | 0 | 1   | 0  | 3  |     |

| Inning Stats | R: 0 | H: 1 | E: 0 | K: 2 | S: 8 | LOB: 2 | BB: 1 | P: 12 | R: 0 | H: 0 | E: 0 | K: 1 | S: 5 | LOB: 0 | BB: 0 | P: 5 | R: 0 | H: 0 | E: 0 | K: 1 | S: 5 | LOB: 1 | BB: 1 | P: 9 | R: 0 | H: 1 | E: 0 | K: 1 | S: 6 | LOB: 3 | BB: 2 | P: 14 | R: 1 | H: 0 | E: 0 | K: 0 | S: 3 | LOB: 0 | BB: 1 | P: 7 | R: 0 | H: 1 | E: 0 | K: 0 | S: 4 | LOB: 2 | BB: 0 | P: 5 | R: 0 | H: 1 | E: 0 | K: 0 | S: 4 | LOB: 1 | BB: 0 | P: 4 | R: 0 | H: 0 | E: 0 | K: 2 | S: 7 | LOB: 1 | BB: 1 | P: 11 | R: 0 | H: 2 | E: 0 | K: 2 | S: 9 | LOB: 3 | BB: 1 | P: 13 | 1B: 5 | SF: 1 | 2B: 1 | SAC: 0 | 3B: 0 | DP: 0 | HR: 0 | HBP: 1 | WP: 2 | PA: 41 |
|--------------|------|------|------|------|------|--------|-------|-------|------|------|------|------|------|--------|-------|------|------|------|------|------|------|--------|-------|------|------|------|------|------|------|--------|-------|-------|------|------|------|------|------|--------|-------|------|------|------|------|------|------|--------|-------|------|------|------|------|------|------|--------|-------|------|------|------|------|------|------|--------|-------|-------|------|------|------|------|------|--------|-------|-------|-------|-------|-------|--------|-------|-------|-------|--------|-------|--------|
|--------------|------|------|------|------|------|--------|-------|-------|------|------|------|------|------|--------|-------|------|------|------|------|------|------|--------|-------|------|------|------|------|------|------|--------|-------|-------|------|------|------|------|------|--------|-------|------|------|------|------|------|------|--------|-------|------|------|------|------|------|------|--------|-------|------|------|------|------|------|------|--------|-------|-------|------|------|------|------|------|--------|-------|-------|-------|-------|-------|--------|-------|-------|-------|--------|-------|--------|

| PITCHER                               | IP  | WLS | BF | H | R | ER | SO | BB | IBB | HBP | BLK | WP | HR | S  | P  | ERA  | WHIP  |
|---------------------------------------|-----|-----|----|---|---|----|----|----|-----|-----|-----|----|----|----|----|------|-------|
| John Denny, R (1, 1)<br>ERA: 3.65     | 8.0 | W   | 35 | 4 | 1 | 1  | 7  | 6  | 0   | 1   | 0   | 1  | 0  | 42 | 67 | 1.12 | 1.250 |
| Don Carman, L (9, 1)<br>ERA: 2.35     | 0.1 |     | 3  | 1 | 0 | 0  | 1  | 1  | 0   | 0   | 0   | 0  | 0  | 4  | 8  | 0.00 | 6.000 |
| Dave Shipanoff, R (9, 1)<br>ERA: 1.65 | 0.2 | S   | 3  | 1 | 0 | 0  | 1  | 0  | 0   | 0   | 0   | 0  | 0  | 5  | 5  | 0.00 | 1.500 |

BOTTOM

Philadelphia Phillies @ Los Angeles Dodgers  
Dodger Stadium, Los Angeles, CA

Sun Sep 01 1985, 3:33 AM PDT  
Att. 29,029 - Unknown

livebaseballscorecards.com

|     |    |
|-----|----|
| AB  | 32 |
| R   | 1  |
| H   | 6  |
| RBI | 1  |
| BB  | 7  |
| SO  | 9  |
| LOB | 24 |





| Batter  | 1   | 2                               | 3                            | 4                               | 5                            | 6                               | 7                            | 8                               | 9                            | 10                              | AB R H RBI BB SO LOB  | TOP   |                                 |                              |                                 |                              |                                 |                              |                                 |                              |                                 |                                  |                                    |                                  |        |
|---|---|---------------------------------|------------------------------|---------------------------------|------------------------------|---------------------------------|------------------------------|---------------------------------|------------------------------|---------------------------------|---|---|---------------------------------|------------------------------|---------------------------------|------------------------------|---------------------------------|------------------------------|---------------------------------|------------------------------|---------------------------------|----------------------------------|------------------------------------|----------------------------------|--------|
| Von Hayes, L<br>OBP: 0.346, SLG: 0.433<br>(1, 8) X<br>(9, 7)  | 0-0<br>1B   |                                 | 0-0<br>4-3                   |                                 | 0-0<br>F8                    |                                 |                              | 0-0<br>G3                       |                              | 0-0<br>1-3                      | 5 0 1 0 0 0 2   | <b>Philadelphia Phillies @ San Francisco Giants</b><br><b>Candlestick Park, San Francisco, CA</b><br>Mon Sep 02 1985, 6:33 AM EDT<br>Att: 6,522 - Unknown |                                 |                              |                                 |                              |                                 |                              |                                 |                              |                                 |                                  |                                    |                                  |        |
| Rick Schu, R<br>OBP: 0.335, SLG: 0.421<br>(1, 5) X  | 0-0<br>F4   |                                 | 0-0<br>HR                    |                                 | 0-3<br>K                     |                                 |                              | 0-3<br>K                        |                              | 0-0<br>4-3                      | 5 1 1 1 0 2 2   |   |                                 |                              |                                 |                              |                                 |                              |                                 |                              |                                 |                                  |                                    |                                  |        |
| Juan Samuel, R<br>OBP: 0.305, SLG: 0.460<br>(1, 4) X  | 0-0<br>F1   |                                 | 0-0<br>2B                    |                                 | 0-0<br>F7                    |                                 |                              | 0-0<br>5-3                      |                              | 0-3<br>K                        | 5 0 1 0 0 1 2   |   |                                 |                              |                                 |                              |                                 |                              |                                 |                              |                                 |                                  |                                    |                                  |        |
| Mike Schmidt, R<br>OBP: 0.362, SLG: 0.492<br>(1, 3) X   |   | 0-0<br>5-3                      | 0-0<br>F7                    |                                 |                              | 0-3<br>K                        |                              |                                 | 4-0<br>BB<br>BB              |                                 | 3 0 0 0 1 1 1   |   |                                 |                              |                                 |                              |                                 |                              |                                 |                              |                                 |                                  |                                    |                                  |        |
| Glenn Wilson, R<br>OBP: 0.311, SLG: 0.425<br>(1, 9) X   |   | 0-0<br>HR<br>2B                 |                              | 0-0<br>F7                       |                              | 0-0<br>F8                       |                              |                                 | 0-0<br>F8                    |                                 | 4 1 1 0 0 0 1   |   |                                 |                              |                                 |                              |                                 |                              |                                 |                              |                                 |                                  |                                    |                                  |        |
| Ozzie Virgil, R<br>OBP: 0.350, SLG: 0.469<br>(1, 2) X   |   | 0-0<br>2-H<br>HR                |                              | 0-0<br>F7                       |                              | 0-0<br>5-3                      |                              |                                 | 0-0<br>E3<br>1-3             |                                 | 4 1 1 2 0 0 1   |   |                                 |                              |                                 |                              |                                 |                              |                                 |                              |                                 |                                  |                                    |                                  |        |
| John Russell, R<br>OBP: 0.297, SLG: 0.405<br>(1, 7) X<br>Tim Corcoran, L<br>OBP: 0.301, SLG: 0.253<br>(9, PH)<br>Garry Maddox, R<br>OBP: 0.283, SLG: 0.335<br>(9, 8) X  |   | 0-3<br>K                        |                              | 4-0<br>BB<br>BB                 |                              |                                 | 0-3<br>K                     |                                 | 0-0<br>L6-3<br>1-2           |                                 | 2 0 0 0 1 2 0<br>1 0 0 0 0 0 2<br>0 0 0 0 0 0 0   |   |                                 |                              |                                 |                              |                                 |                              |                                 |                              |                                 |                                  |                                    |                                  |        |
| Tom Foley, L<br>OBP: 0.271, SLG: 0.325<br>(1, 6) X  |   | 0-0<br>F3                       |                              | 0-0<br>6-3                      |                              |                                 | 0-0<br>1-3                   |                                 |                              | 0-0<br>E<br>2B<br>1B            | 4 1 1 0 0 0 1   |   |                                 |                              |                                 |                              |                                 |                              |                                 |                              |                                 |                                  |                                    |                                  |        |
| Steve Carlton, L<br>OBP: 0.185, SLG: 0.200<br>(6, 1) X<br>Freddie Toliver, R<br>(7, PH)<br>Alan Knicely, R<br>OBP: 0.320, SLG: 0.403<br>(7, 1) X<br>Kent Tekulve, R<br>(8, 1) X<br>Don Carman, L<br>(10, PH)<br>Luis Aguayo, R<br>OBP: 0.377, SLG: 0.397<br>(10, 1) X<br>Dave Shipanoff, R<br>(10, 1) X |   |                                 | 0-0<br>5-3                   |                                 |                              |                                 | 0-3<br>K                     |                                 |                              | 0-0<br>4-3<br>1-H<br>2B         | 2 0 1 0 0 0 0<br>0 0 0 0 0 0 0<br>1 0 0 0 0 0 1<br>0 0 0 0 0 0 0<br>0 0 0 0 0 0 0<br>1 0 1 1 0 0 0<br>0 0 0 0 0 0 0 |   |                                 |                              |                                 |                              |                                 |                              |                                 |                              |                                 |                                  |                                    |                                  |        |
| <b>Inning Stats</b>   | R: 0<br>E: 0<br>K: 0<br>S: 3  | H: 1<br>LOB: 0<br>BB: 0<br>P: 3 | R: 2<br>E: 0<br>K: 1<br>S: 7 | H: 2<br>LOB: 0<br>BB: 0<br>P: 7 | R: 1<br>E: 0<br>K: 0<br>S: 5 | H: 2<br>LOB: 1<br>BB: 0<br>P: 5 | R: 0<br>E: 0<br>K: 0<br>S: 3 | H: 0<br>LOB: 1<br>BB: 1<br>P: 7 | R: 0<br>E: 0<br>K: 1<br>S: 6 | H: 1<br>LOB: 1<br>BB: 0<br>P: 6 | R: 0<br>E: 0<br>K: 1<br>S: 5  |   | H: 0<br>LOB: 0<br>BB: 0<br>P: 5 | R: 0<br>E: 0<br>K: 2<br>S: 7 | H: 0<br>LOB: 0<br>BB: 0<br>P: 7 | R: 0<br>E: 0<br>K: 1<br>S: 5 | H: 0<br>LOB: 0<br>BB: 0<br>P: 5 | R: 0<br>E: 1<br>K: 0<br>S: 3 | H: 0<br>LOB: 1<br>BB: 1<br>P: 7 | R: 1<br>E: 1<br>K: 1<br>S: 7 | H: 2<br>LOB: 1<br>BB: 0<br>P: 7 | 1B: 3<br>2B: 4<br>3B: 0<br>HR: 2 | SF: 0<br>SAC: 0<br>DP: 1<br>HBP: 0 | WP: 0<br>PB: 0<br>SB: 0<br>CS: 0 | PA: 39 |
| <b>PITCHER</b>  | IP<br>WLS<br>BF<br>H<br>R<br>ER<br>SO<br>BB<br>IBB<br>HBP<br>BLK<br>WP<br>HR<br>S<br>P<br>ERA<br>WHIP |                                 |                              |                                 |                              |                                 |                              |                                 |                              |                                 |   |   |                                 |                              |                                 |                              |                                 |                              |                                 |                              |                                 |                                  |                                    |                                  |        |
| Vida Blue, L<br>ERA: 4.58<br>(1, 1)   | 8.0   |                                 |                              |                                 |                              |                                 |                              |                                 |                              |                                 |   |   |                                 |                              |                                 |                              |                                 |                              |                                 |                              |                                 |                                  |                                    |                                  |        |
| Greg Minton, R<br>ERA: 3.38<br>(9, 1)   | 1.0   | 3                               | 0                            | 0                               | 0                            | 0                               | 0                            | 0                               | 0                            | 0                               | 0   | 0   | 0                               | 3                            | 3                               | 0.00                         | 0.000                           |                              |                                 |                              |                                 |                                  |                                    |                                  |        |
| Mike Jeffcoat, L<br>ERA: 2.67<br>(10, 1)  | 1.0   | L 5                             | 2                            | 1                               | 1                            | 1                               | 0                            | 0                               | 0                            | 0                               | 0   | 0   | 0                               | 7                            | 7                               | 9.00                         | 2.000                           |                              |                                 |                              |                                 |                                  |                                    |                                  |        |

livebaseballscorecards.com

|     |    |
|-----|----|
| AB  | 37 |
| R   | 4  |
| H   | 8  |
| RBI | 4  |
| BB  | 2  |
| SO  | 7  |
| LOB | 12 |



| Batter   | 1                 | 2         | 3                        | 4        | 5          | 6                 | 7                   | 8                | 9         | 10        | AB | R | H | RBI | BB | SO | LOB |
|--|-------------------|-----------|--------------------------|----------|------------|-------------------|---------------------|------------------|-----------|-----------|----|---|---|-----|----|----|-----|
| Joel Youngblood, R (1, 8)<br>OBP: 0.342, SLG: 0.325  | 4-0<br>5-3<br>BB  |           | 0-3<br>K                 | 0-3<br>K |            |                   | 0-0<br>G6-3<br>1-2f |                  |           | 0-0<br>F3 | 4  | 0 | 0 | 0   | 1  | 2  | 2   |
| Manny Trillo, R (1, 4)<br>OBP: 0.286, SLG: 0.292<br>Chili Davis, S (10, PH)<br>OBP: 0.347, SLG: 0.410  | 0-3<br>K          |           | 0-0<br>FC4-6<br>1B<br>2B |          | 0-0<br>1-3 |                   |                     | 0-0<br>F8        |           | 0-3<br>K  | 4  | 1 | 1 | 0   | 0  | 1  | 1   |
| Chris Brown, R (1, 5)<br>OBP: 0.347, SLG: 0.449  | 0-0<br>5-3<br>1-2 |           | 4-0<br>FC4-6<br>BB       |          | 0-0<br>5-3 |                   |                     | 0-0<br>1B<br>1B  |           | 0-0<br>F9 | 4  | 0 | 1 | 0   | 1  | 0  | 1   |
| Jeffrey Leonard, R (1, 7)<br>OBP: 0.278, SLG: 0.405  | 0-0<br>6-3        |           | 0-0<br>FC4-6<br>1B<br>PB |          | 0-3<br>K   |                   |                     | 0-0<br>F8        |           |           | 4  | 1 | 0 | 0   | 0  | 1  | 4   |
| Bob Brenly, R (1, 2)<br>OBP: 0.311, SLG: 0.415 (9, 3)  |                   | 0-0<br>F2 | 0-0<br>1B<br>1-H<br>3-H  |          |            | 0-0<br>F8         |                     | 0-0<br>1B<br>1-2 |           |           | 4  | 0 | 2 | 2   | 0  | 0  | 0   |
| David Green, R (1, 3)<br>OBP: 0.303, SLG: 0.359<br>Dan Driessen, L (8, PH)<br>OBP: 0.310, SLG: 0.358<br>Dan Gladden, R (8, PH)<br>OBP: 0.294, SLG: 0.304<br>Alex Trevino, R (9, 2)<br>OBP: 0.292, SLG: 0.361 | 0-3<br>K          | 0-3<br>K  | 0-3<br>K                 |          | 0-0<br>1-3 |                   | 0-3<br>K            |                  | 0-3<br>K  |           | 3  | 0 | 0 | 0   | 0  | 2  | 1   |
| Rob Deer, R (1, 9)<br>OBP: 0.263, SLG: 0.363   | 4-0<br>2B<br>BB   |           | 4-0<br>SH1-4<br>BB       |          | 0-3<br>K   |                   |                     | 0-3<br>K         |           | 0-3<br>K  | 2  | 1 | 0 | 0   | 2  | 2  | 0   |
| Jose Uribe, S (1, 6)<br>OBP: 0.281, SLG: 0.309   | 0-0<br>1-H<br>2B  |           | 0-0<br>F4                |          |            | 0-0<br>G6-3<br>1B |                     | 0-3<br>K         |           | 0-3<br>K  | 4  | 0 | 2 | 1   | 0  | 1  | 1   |
| Vida Blue, S (1, 1)<br>OBP: 0.174, SLG: 0.136<br>Greg Minton, S (9, 1)<br>Ricky Adams, R (9, PH)<br>OBP: 0.232, SLG: 0.325<br>Mike Jeffcoat, L (10, 1)   | 0-0<br>G3         |           | 0-0<br>SH1-4             |          | 0-0<br>K   |                   | 0-3<br>K            |                  | 0-0<br>F9 |           | 2  | 0 | 0 | 0   | 0  | 1  | 2   |

| Inning Stats | R: 0 | H: 0 | E: 0 | K: 1 | S: 5 | H: 0 | LOB: 1 | BB: 1 | P: 9 | R: 1 | H: 1 | E: 0 | K: 1 | S: 6 | R: 2 | H: 2 | E: 0 | K: 2 | S: 9 | R: 0 | H: 0 | E: 0 | K: 1 | S: 5 | R: 0 | H: 0 | E: 0 | K: 1 | S: 5 | R: 0 | H: 1 | E: 0 | K: 1 | S: 5 | R: 0 | H: 2 | E: 0 | K: 1 | S: 7 | R: 0 | H: 0 | E: 0 | K: 2 | S: 7 | R: 0 | H: 0 | E: 0 | K: 1 | S: 5 | R: 0 | H: 0 | E: 0 | K: 1 | S: 5 | 1B: 4 | SF: 0 | 2B: 2 | SAC: 1 | 3B: 0 | DP: 1 | HR: 0 | HBP: 0 | WP: 0 | PA: 39 |
|--------------|------|------|------|------|------|------|--------|-------|------|------|------|------|------|------|------|------|------|------|------|------|------|------|------|------|------|------|------|------|------|------|------|------|------|------|------|------|------|------|------|------|------|------|------|------|------|------|------|------|------|------|------|------|------|------|-------|-------|-------|--------|-------|-------|-------|--------|-------|--------|
|--------------|------|------|------|------|------|------|--------|-------|------|------|------|------|------|------|------|------|------|------|------|------|------|------|------|------|------|------|------|------|------|------|------|------|------|------|------|------|------|------|------|------|------|------|------|------|------|------|------|------|------|------|------|------|------|------|-------|-------|-------|--------|-------|-------|-------|--------|-------|--------|

| PITCHER                                | IP  | WLS | BF | H | R | ER | SO | BB | IBB | HBP | BLK | WP | HR | S  | P  | ERA  | WHIP  |
|--|-----|-----|----|---|---|----|----|----|-----|-----|-----|----|----|----|----|------|-------|
| Steve Carlton, L (1, 1)<br>ERA: 2.5    | 5.0 |     | 22 | 3 | 3 | 2  | 6  | 4  | 0   | 0   | 0   | 0  | 0  | 30 | 46 | 3.60 | 1.400 |
| Freddie Toliver, R (6, 1)<br>ERA:      | 1.0 |     | 3  | 0 | 0 | 0  | 1  | 0  | 0   | 0   | 0   | 0  | 0  | 5  | 5  | 0.00 | 0.000 |
| Kent Tekulve, R (7, 1)<br>ERA: 3.88    | 1.2 |     | 7  | 3 | 0 | 0  | 1  | 0  | 0   | 0   | 0   | 0  | 0  | 9  | 9  | 0.00 | 1.800 |
| Don Carman, L (8, 1)<br>ERA: 2.3       | 1.1 | W   | 4  | 0 | 0 | 0  | 3  | 0  | 0   | 0   | 0   | 0  | 0  | 10 | 10 | 0.00 | 0.000 |
| Dave Shipanoff, R (10, 1)<br>ERA: 1.56 | 1.0 | S   | 3  | 0 | 0 | 0  | 1  | 0  | 0   | 0   | 0   | 0  | 0  | 5  | 5  | 0.00 | 0.000 |

| PITCHER | IP | WLS | BF | H | R | ER | SO | BB | IBB | HBP | BLK | WP | HR | S | P | ERA | WHIP |
|---------|----|-----|----|---|---|----|----|----|-----|-----|-----|----|----|---|---|-----|------|
|---------|----|-----|----|---|---|----|----|----|-----|-----|-----|----|----|---|---|-----|------|

**BOTTOM**

Philadelphia Phillies @ San Francisco Giants  
Candlestick Park, San Francisco, CA

Mon Sep 02 1985, 6:33 AM EDT  
Att. 6,522 - Unknown

livebaseballscorecards.com

|     |    |
|-----|----|
| AB  | 34 |
| R   | 3  |
| H   | 6  |
| RBI | 3  |
| BB  | 4  |
| SO  | 12 |
| LOB | 14 |





| Batter  | 1   | 2  | 3  | 4  | 5  | 6  | 7  | 8  | 9   | 10  | 11  | 12   | 13   | AB R H RBI BB SO LOB                              | TOP                            |  |
|---|---|--|--|--|--|--|--|--|---|---|---|--|--|---|--------------------------------|--|
| Garry Maddox, R<br>OBP: 0.289, SLG: 0.348<br>(1, 8)   | 0-0<br>HR   |  | 0-0<br>F7                                  |  | 0-0<br>5-3                                 |  |  | 0-3<br>K                                   |   | 4-0<br>BB                                   | 4-0<br>BB                                   |  | 0-0<br>L4                                  | 5 1 1 1 2 1 1                                     |                                |  |
| Rick Schu, R<br>OBP: 0.332, SLG: 0.419<br>(1, 5)  | 0-0<br>F8   |  | 0-0<br>2B                                  |  | 0-0<br>F7                                  |  |  | 0-0<br>5-3                                 |   | 0-0<br>B5                                   | 0-0<br>F9                                   |  |  | 6 0 1 0 0 0 5                                     |                                |  |
| Juan Samuel, R<br>OBP: 0.302, SLG: 0.455<br>(1, 4)  | 0-0<br>F9   |  | 0-0<br>5-3                                 |  |  |  |  | 0-0<br>6-3                                 |   | 0-0<br>F9                                   |   |  |  | 6 0 0 0 0 1 3                                     |                                |  |
| Mike Schmidt, R<br>OBP: 0.363, SLG: 0.500<br>(1, 3)   | 0-0<br>HR   |  |  | 0-0<br>4-3<br>FC<br>2B                     |  |  |  | 0-0<br>F8                                  |   | 4-0<br>BB                                   |   |  |  | 5 2 2 1 1 1 0                                     |                                |  |
| Glenn Wilson, R<br>OBP: 0.312, SLG: 0.427<br>Don Carman, L<br>(10, 1)   | 0-3<br>K  |  |  | 0-0<br>4-3                                 |  |  |  | 0-0  |   | 0-0<br>4-3                                  |   |  |  | 5 0 2 0 0 1 4                                     |                                |  |
| Derrel Thomas, S<br>OBP: 0.300, SLG: 0.403<br>Dave Shipanoff, R<br>(12, 1)  |   |  |  | 2-3  |  |  |  | 3-1<br>2B                                  |   | 4-3   |   |  |  | 0 0 0 0 0 0 0                                     |                                |  |
| Jeff Stone, L<br>OBP: 0.296, SLG: 0.328<br>(13, 7)  |   |  |  | 2-3  |  |  |  | 1B   |   |   |   |  |  | 0 0 0 0 0 0 0                                     |                                |  |
| Ozzie Virgil, R<br>OBP: 0.347, SLG: 0.472<br>(1, 2)   |   | 0-3<br>K                                   |  | 0-0<br>FC<br>FC6-4                         |  |  |  | 4-3  |   | 3-1   |   |  | 0-0<br>F9                                  | 6 1 1 2 0 1 2                                     |                                |  |
| John Russell, R<br>OBP: 0.293, SLG: 0.398<br>Greg Gross, L<br>OBP: 0.374, SLG: 0.314<br>Freddie Toliver, R<br>(13, 1) |   | 0-3<br>K                                   |  | 0-0<br>3-H<br>FC6-4<br>1-2r                |  |  |  | 0-3<br>K                                   |   | 4-0<br>BB                                   |   |  | 4-0<br>G4-3-6<br>BB                        | 3 0 0 0 0 2 1                                     | AB 49                          |  |
| Tom Foley, L<br>OBP: 0.267, SLG: 0.320<br>Luis Aguayo, R<br>OBP: 0.376, SLG: 0.395<br>(9, 6)                          |   | 0-0<br>G3                                  |  | 0-0<br>6-3                                 |  |  |  | 0-0<br>F3                                  |   | 0-0<br>1-3                                  |   |  | 0-0<br>BB<br>S<br>1B                       | 0 0 0 0 0 0 0                                     | R 4                            |  |
| Charles Hudson, S<br>OBP: 0.146, SLG: 0.128<br>Kent Tekulve, R<br>Von Hayes, L<br>OBP: 0.350, SLG: 0.436<br>(10, 9)   |   |  | 0-0<br>4-3                                 |  | 0-0<br>4-3                                 |  |  | 0-3<br>K                                   |   | 0-0<br>BB<br>S<br>1B                        |   |  | 0-0<br>1B                                  | 3 0 0 0 0 1 0                                     | H 10                           |  |
|   | R: 2 H: 2 E: 0 LOB: 0 K: 1 BB: 0 S: 7 P: 7            | R: 0 H: 0 E: 0 LOB: 0 K: 2 BB: 0 S: 7 P: 7 | R: 0 H: 1 E: 0 LOB: 1 K: 0 BB: 0 S: 4 P: 4 | R: 1 H: 1 E: 0 LOB: 1 K: 0 BB: 0 S: 5 P: 5 | R: 0 H: 0 E: 0 LOB: 0 K: 0 BB: 0 S: 3 P: 3 | R: 0 H: 1 E: 0 LOB: 1 K: 1 BB: 0 S: 6 P: 6 | R: 0 H: 0 E: 0 LOB: 0 K: 2 BB: 0 S: 7 P: 7 | R: 0 H: 0 E: 0 LOB: 0 K: 1 BB: 0 S: 5 P: 5 | R: 0 H: 1 E: 0 LOB: 2 K: 1 BB: 1 S: 6 P: 10 | R: 0 H: 1 E: 0 LOB: 3 K: 0 BB: 2 S: 4 P: 12 | R: 0 H: 1 E: 0 LOB: 3 K: 0 BB: 2 S: 4 P: 12 | R: 0 H: 0 E: 0 LOB: 0 K: 1 BB: 0 S: 5 P: 5 | R: 1 H: 2 E: 0 LOB: 1 K: 0 BB: 1 S: 4 P: 8 | 1B: 4 SF: 0 2B: 3 SAC: 0 3B: 0 DP: 1 HR: 3 HBP: 0 | WP: 0 PA: 55 PB: 0 SB: 2 CS: 0 |  |
| PITCHER   | IP WLS BF H R ER SO BB IBB HBP BLK WP HR S P ERA WHIP |  |  |  |  |  |  |  |   |   |   |  |  |   |                                |  |
| Atlee Hammaker, L<br>ERA: 3.47<br>(1, 1)  | 7.0   |  |  |  |  |  |  |  |   |   |   |  |  |   |                                |  |
| Frank Williams, R<br>ERA: 5.48<br>(8, 1)  | 1.2   |  |  |  |  |  |  |  |   |   |   |  |  |   |                                |  |
| Mark Davis, L<br>ERA: 2.86<br>(9, 1)  | 0.1   |  |  |  |  |  |  |  |   |   |   |  |  |   |                                |  |
| Scott Garrelts, R<br>ERA: 1.78<br>(10, 1)   | 3.0   |  |  |  |  |  |  |  |   |   |   |  |  |   |                                |  |
| Greg Minton, R<br>ERA: 3.45<br>(13, 1)  | 1.0   | L  |  |  |  |  |  |  |   |   |   |  |  |   |                                |  |

Philadelphia Phillies @ San Francisco Giants  
Candlestick Park, San Francisco, CA  
Tue Sep 03 1985, 6:33 AM EDT  
Att: 1,632 - Unknown

livebaseballscorecards.com





| Batter  | 1                     | 2                     | 3          | 4         | 5                  | 6          | 7         | 8                     | 9            | 10                   | 11          | 12        | 13 | AB R H RBI BB SO LOB  |
|---|-----------------------|-----------------------|------------|-----------|--------------------|------------|-----------|-----------------------|--------------|----------------------|-------------|-----------|----|---|
| Jose Uribe, S<br>OBP: 0.282, SLG: 0.308<br>(1, 6)   | 0-0<br>E4<br>1B       |                       | 0-0<br>F7  |           | 0-0<br>F9          |            |           | 4-0<br>1B<br>SF<br>BB | 0-0<br>F7    |                      |             | 0-0<br>B1 |    | 5 1 1 0 1 0 2   |
| Manny Trillo, R<br>OBP: 0.290, SLG: 0.294<br>Brad Wellman, R<br>OBP: 0.267, SLG: 0.303<br>(10, PR)<br>(11, 4)   | 4-0<br>G3-6-3<br>BB   |                       | 0-0        |           |                    | 0-0<br>6-3 |           | 0-0<br>F9             | 0-0<br>CS    | 0-0<br>FC6-4<br>1B   |             | 0-0<br>F8 |    | 4 0 2 0 1 0 1<br>1 0 0 0 0 0 0  |
| Chili Davis, S<br>OBP: 0.345, SLG: 0.407<br>(1, 8)  | 0-0<br>L1             |                       | 0-0<br>G3  |           |                    | 0-0<br>4-3 |           | 0-0<br>SF<br>1B       |              | 0-0<br>B1            |             |           |    | 6 1 1 0 0 1 4   |
| Dan Driessen, L<br>OBP: 0.310, SLG: 0.358<br>David Green, R<br>OBP: 0.301, SLG: 0.357<br>(10, PH)<br>(11, 3)<br>(13, 9)   | 0-0<br>G3-6-3<br>1-2f |                       |            | 0-0<br>F9 |                    | 0-0<br>1B  |           | 0-0<br>SF<br>1B       |              | 0-0<br>FC6-4<br>1-2f |             |           |    | 3 1 1 1 0 0 2<br>2 0 0 0 0 0 1  |
| Chris Brown, R<br>OBP: 0.345, SLG: 0.443<br>(1, 5)  |                       | 0-0<br>F9             |            | 0-0<br>F9 |                    | 0-0<br>F2  |           | 0-0<br>K              |              | 0-0<br>F8            |             |           |    | 5 0 0 0 1 1 4   |
| Ron Roenicke, S<br>OBP: 0.453, SLG: 0.340<br>(1, 7)   |                       | 4-0<br>S<br>BB        |            | 0-0<br>G3 |                    |            | 0-0<br>1B | 0-0<br>1B             |              |                      | 0-0<br>B5-3 |           |    | 4 0 2 2 2 0 0   |
| Rob Deer, R<br>OBP: 0.278, SLG: 0.345<br>Greg Minton, S<br>(13, 1)  |                       | 4-0<br>BB             |            |           | 0-0<br>5-3         |            | 0-0<br>F7 | 0-0<br>F6             |              |                      | 0-0<br>F3   |           |    | 4 0 0 0 1 0 2<br>0 0 0 0 0 0 0  |
| Jeffrey Leonard, R<br>OBP: 0.277, SLG: 0.404<br>(13, PH)  |                       | 1-2<br>BB             |            |           |                    |            | 0-0<br>F9 |                       |              |                      | 0-0<br>F8   |           |    | 1 0 0 0 0 1 2   |
| Matt Nokes, L<br>OBP: 0.500, SLG: 0.500<br>Ricky Adams, R<br>OBP: 0.232, SLG: 0.325<br>Alex Trevino, R<br>OBP: 0.290, SLG: 0.358<br>(10, 2)   |                       | 0-0<br>G6-4-3<br>1-2f |            |           | 0-0<br>SH1-4<br>1B |            | 0-0<br>F9 |                       |              | 0-0<br>FC1-6<br>1B   |             |           |    | 4 0 2 0 0 0 3<br>0 0 0 0 0 0 0<br>1 0 0 0 0 0 0   |
| Allee Hammsaker, S<br>OBP: 0.075, SLG: 0.075<br>Joel Youngblood, R<br>OBP: 0.341, SLG: 0.303<br>Frank Williams, R<br>(8, 1)<br>Mark Davis, L<br>OBP: 0.200, SLG: 0.400<br>Dan Gladden, R<br>OBP: 0.293, SLG: 0.303<br>Scott Garrelts, R<br>OBP: 0.300, SLG: 0.333<br>Bob Brenly, R<br>OBP: 0.310, SLG: 0.414<br>(12, PH)<br>(13, 3) |                       |                       | 0-0<br>4-3 |           | 0-0<br>SH1-4       |            | 0-0<br>F8 |                       | 0-0<br>FC1-6 |                      |             | 0-0<br>F2 |    | 1 0 0 0 0 0 0<br>1 0 0 0 0 0 1<br>0 0 0 0 0 0 0<br>0 0 0 0 0 0 0<br>1 0 0 0 0 0 1<br>0 0 0 0 0 0 0<br>1 0 0 0 0 0 0 |

| Inning Stats | R: 0 | H: 1 | E: 1 | LOB: 1 | K: 0 | P: 7 | R: 0 | H: 0 | E: 0 | LOB: 1 | K: 0 | P: 2 | R: 0 | H: 0 | E: 0 | LOB: 0 | K: 0 | P: 3 | R: 0 | H: 1 | E: 0 | LOB: 1 | K: 0 | P: 4 | R: 0 | H: 1 | E: 0 | LOB: 1 | K: 0 | P: 4 | R: 3 | H: 2 | E: 1 | LOB: 1 | K: 1 | P: 8 | R: 0 | H: 1 | E: 0 | LOB: 1 | K: 0 | P: 3 | R: 0 | H: 1 | E: 0 | LOB: 1 | K: 0 | P: 4 | R: 0 | H: 0 | E: 0 | LOB: 0 | K: 0 | P: 3 | R: 0 | H: 0 | E: 0 | LOB: 2 | K: 2 | P: 7 | R: 0 | H: 0 | E: 0 | LOB: 2 | K: 2 | P: 15 | 1B: 9 | SF: 1 | 2B: 0 | SAC: 1 | 3B: 0 | DP: 2 | HR: 0 | HBP: 0 | WP: 0 | PA: 53 |
|--------------|------|------|------|--------|------|------|------|------|------|--------|------|------|------|------|------|--------|------|------|------|------|------|--------|------|------|------|------|------|--------|------|------|------|------|------|--------|------|------|------|------|------|--------|------|------|------|------|------|--------|------|------|------|------|------|--------|------|------|------|------|------|--------|------|------|------|------|------|--------|------|-------|-------|-------|-------|--------|-------|-------|-------|--------|-------|--------|
|--------------|------|------|------|--------|------|------|------|------|------|--------|------|------|------|------|------|--------|------|------|------|------|------|--------|------|------|------|------|------|--------|------|------|------|------|------|--------|------|------|------|------|------|--------|------|------|------|------|------|--------|------|------|------|------|------|--------|------|------|------|------|------|--------|------|------|------|------|------|--------|------|-------|-------|-------|-------|--------|-------|-------|-------|--------|-------|--------|

| PITCHER                                   | IP  | WLS | BF | H | R | ER | SO | BB | IBB | HBP | BLK | WP | HR | S  | P  | ERA  | WHIP  |
|---|-----|-----|----|---|---|----|----|----|-----|-----|-----|----|----|----|----|------|-------|
| Charles Hudson, R<br>ERA: 3.8<br>(1, 1)   | 7.1 |     | 31 | 6 | 3 | 1  | 0  | 4  | 0   | 0   | 0   | 0  | 0  | 27 | 43 | 1.23 | 1.364 |
| Kent Tekulve, R<br>ERA: 3.77<br>(8, 1)    | 1.2 |     | 6  | 2 | 0 | 0  | 1  | 0  | 0   | 0   | 0   | 0  | 0  | 8  | 8  | 0.00 | 1.200 |
| Don Carman, L<br>ERA: 2.24<br>(10, 1)     | 2.0 |     | 7  | 1 | 0 | 0  | 0  | 0  | 0   | 0   | 0   | 0  | 0  | 7  | 7  | 0.00 | 0.500 |
| Dave Shipanoff, R<br>ERA: 1.47<br>(12, 1) | 1.0 | W   | 3  | 0 | 0 | 0  | 0  | 0  | 0   | 0   | 0   | 0  | 0  | 3  | 3  | 0.00 | 0.000 |
| Freddie Toliver, R<br>ERA:<br>(13, 1)     | 1.0 | S   | 5  | 0 | 0 | 0  | 2  | 2  | 0   | 0   | 0   | 0  | 0  | 7  | 15 | 0.00 | 2.000 |

**BOTTOM**

Philadelphia Phillies @ San Francisco Giants  
Candlestick Park, San Francisco, CA

Tue Sep 03 1985, 6:33 AM EDT  
Att. 1,632 - Unknown

| AB | R | H | RBI | BB | SO | LOB |
|----|---|---|-----|----|----|-----|
| 4  | 0 | 2 | 0   | 1  | 0  | 1   |
| 1  | 0 | 0 | 0   | 0  | 0  | 0   |
| 6  | 1 | 1 | 0   | 0  | 1  | 4   |
| 3  | 1 | 1 | 1   | 0  | 0  | 2   |
| 2  | 0 | 0 | 0   | 0  | 0  | 1   |
| 5  | 0 | 0 | 0   | 1  | 1  | 4   |
| 4  | 0 | 2 | 2   | 2  | 0  | 0   |
| 4  | 0 | 0 | 0   | 1  | 0  | 2   |
| 0  | 0 | 0 | 0   | 0  | 0  | 0   |
| 1  | 0 | 0 | 0   | 0  | 1  | 2   |
| 4  | 0 | 2 | 0   | 0  | 0  | 3   |
| 0  | 0 | 0 | 0   | 0  | 0  | 0   |
| 1  | 0 | 0 | 0   | 0  | 0  | 0   |
| 1  | 0 | 0 | 0   | 0  | 0  | 0   |
| 1  | 0 | 0 | 0   | 0  | 0  | 0   |
| 1  | 0 | 0 | 0   | 0  | 0  | 0   |

livebaseballscorecards.com

| AB  | 44 |
|-----|----|
| R   | 3  |
| H   | 9  |
| RBI | 3  |
| BB  | 6  |
| SO  | 3  |
| LOB | 23 |





| Batter   | 1   | 2                               | 3                            | 4                               | 5                            | 6                               | 7                            | 8                                | 9                            | AB R H RBI BB SO LOB            | TOP                          |                                 |                              |                                 |                              |                                 |                              |                                 |                              |                                 |                                  |                                    |                                  |        |
|--|---|---------------------------------|------------------------------|---------------------------------|------------------------------|---------------------------------|------------------------------|----------------------------------|------------------------------|---------------------------------|------------------------------|---------------------------------|------------------------------|---------------------------------|------------------------------|---------------------------------|------------------------------|---------------------------------|------------------------------|---------------------------------|----------------------------------|------------------------------------|----------------------------------|--------|
| <b>Jeff Stone, L</b> (1, 7)<br>OBP: 0.295, SLG: 0.327<br><b>Garry Maddox, R</b> (7, 8)<br>OBP: 0.289, SLG: 0.348 | 0-3<br>K  |                                 | 0-0<br>F3                    |                                 | 0-3<br>K                     |                                 | 0-0<br>1B                    |                                  |                              | 4 0 1 0 0 2 1<br>0 0 0 0 0 0 0  |                              |                                 |                              |                                 |                              |                                 |                              |                                 |                              |                                 |                                  |                                    |                                  |        |
| <b>Juan Samuel, R</b> (1, 4)<br>OBP: 0.300, SLG: 0.452   | 0-0<br>F4   |                                 |                              | 0-0<br>E6<br>1B<br>SF7          |                              | 0-3<br>K                        |                              | 0-3<br>K                         |                              | 4 1 0 0 0 2 1                   |                              |                                 |                              |                                 |                              |                                 |                              |                                 |                              |                                 |                                  |                                    |                                  |        |
| <b>Von Hayes, L</b> (1, 8)<br>OBP: 0.351, SLG: 0.439<br>(7, 7)   | 0-0<br>F8   |                                 |                              | 0-0<br>BB<br>1B                 |                              | 0-0<br>HR<br>2B                 |                              | 0-0<br>F3                        |                              | 4 1 2 0 0 0 0                   |                              |                                 |                              |                                 |                              |                                 |                              |                                 |                              |                                 |                                  |                                    |                                  |        |
| <b>Mike Schmidt, R</b> (1, 3)<br>OBP: 0.366, SLG: 0.510  |   | 0-0<br>F8<br>2B                 |                              | 4-0<br>BB<br>1B                 |                              | 0-0<br>HR                       |                              | 0-0<br>F8                        |                              | 3 1 2 2 1 0 0                   |                              |                                 |                              |                                 |                              |                                 |                              |                                 |                              |                                 |                                  |                                    |                                  |        |
| <b>Glenn Wilson, R</b> (1, 9)<br>OBP: 0.310, SLG: 0.424  |   | 0-0<br>F8<br>2-3                |                              | 0-0<br>SF7                      |                              | 0-0<br>F8                       |                              | 0-0<br>G3                        |                              | 3 0 0 1 0 0 1                   |                              |                                 |                              |                                 |                              |                                 |                              |                                 |                              |                                 |                                  |                                    |                                  |        |
| <b>Darren Daulton, L</b> (1, 2)<br>OBP: 0.310, SLG: 0.393  |   | 0-3<br>K                        |                              | 0-3<br>K                        |                              | 0-3<br>K                        |                              | 0-0<br>4-3                       |                              | 4 0 0 0 0 3 3                   |                              |                                 |                              |                                 |                              |                                 |                              |                                 |                              |                                 |                                  |                                    |                                  |        |
| <b>Rick Schu, R</b> (1, 5)<br>OBP: 0.328, SLG: 0.413   |   | 0-0<br>G3                       |                              | 0-0<br>F8                       |                              | 0-0<br>1-3                      |                              | 0-3<br>K                         |                              | 4 0 0 0 0 1 3                   |                              |                                 |                              |                                 |                              |                                 |                              |                                 |                              |                                 |                                  |                                    |                                  |        |
| <b>Tom Foley, L</b> (1, 6)<br>OBP: 0.273, SLG: 0.326   |   |                                 | 0-0<br>F8                    |                                 | 0-0<br>SH3-4<br>1B           |                                 | 0-0<br>CS<br>1B              |                                  |                              | 3 0 2 0 0 0 0                   |                              |                                 |                              |                                 |                              |                                 |                              |                                 |                              |                                 |                                  |                                    |                                  |        |
| <b>Kevin Gross, R</b> (1, 1)<br>OBP: 0.196, SLG: 0.259<br><b>Freddie Toliver, R</b> (9, 1)                       |   |                                 | 0-3<br>K                     |                                 | 0-0<br>SH3-4<br>1-2          |                                 | 0-3<br>K                     |                                  |                              | 2 0 0 0 0 2 1<br>0 0 0 0 0 0 0  |                              |                                 |                              |                                 |                              |                                 |                              |                                 |                              |                                 |                                  |                                    |                                  |        |
| <b>Inning Stats</b>  | R: 0<br>E: 0<br>K: 1<br>S: 5                          | H: 0<br>LOB: 0<br>BB: 0<br>P: 5 | R: 0<br>E: 0<br>K: 1<br>S: 6 | H: 1<br>LOB: 1<br>BB: 0<br>P: 6 | R: 0<br>E: 0<br>K: 1<br>S: 5 | H: 0<br>LOB: 0<br>BB: 0<br>P: 5 | R: 1<br>E: 1<br>K: 1<br>S: 7 | H: 1<br>LOB: 2<br>BB: 1<br>P: 11 | R: 0<br>E: 0<br>K: 2<br>S: 8 | H: 1<br>LOB: 1<br>BB: 0<br>P: 8 | R: 2<br>E: 0<br>K: 1<br>S: 7 | H: 2<br>LOB: 0<br>BB: 0<br>P: 7 | R: 0<br>E: 0<br>K: 1<br>S: 5 | H: 2<br>LOB: 1<br>BB: 0<br>P: 5 | R: 0<br>E: 0<br>K: 1<br>S: 5 | H: 0<br>LOB: 0<br>BB: 0<br>P: 5 | R: 0<br>E: 0<br>K: 1<br>S: 5 | H: 0<br>LOB: 0<br>BB: 0<br>P: 5 | R: 0<br>E: 0<br>K: 1<br>S: 5 | H: 0<br>LOB: 0<br>BB: 0<br>P: 5 | 1B: 4<br>2B: 2<br>3B: 0<br>HR: 1 | SF: 1<br>SAC: 1<br>DP: 0<br>HBP: 0 | WP: 0<br>PB: 0<br>SB: 0<br>CS: 1 | PA: 34 |
| <b>PITCHER</b>   | IP WLS BF H R ER SO BB IBB HBP BLK WP HR S P ERA WHIP |                                 |                              |                                 |                              |                                 |                              |                                  |                              |                                 |                              |                                 |                              |                                 |                              |                                 |                              |                                 |                              |                                 |                                  |                                    |                                  |        |
| <b>Mike Krukow, R</b> (1, 1)<br>ERA: 3.3<br><b>Mark Davis, L</b> (8, 1)<br>ERA: 2.8                              | 7.0 28 7 3 2 8 1 0 0 0 0 1 43 47 2.57 1.143           |                                 |                              |                                 |                              |                                 |                              |                                  |                              |                                 |                              |                                 |                              |                                 |                              |                                 |                              |                                 |                              |                                 |                                  |                                    |                                  |        |

Philadelphia Phillies @ San Francisco Giants  
 Candlestick Park, San Francisco, CA  
 Wed Sep 04 1985, 6:33 AM EDT  
 Att. 2,067 - Unknown

livebaseballscorecards.com

|     |    |
|-----|----|
| AB  | 31 |
| R   | 3  |
| H   | 7  |
| RBI | 3  |
| BB  | 1  |
| SO  | 10 |
| LOB | 10 |



| Batter   | 1                           | 2          | 3                     | 4         | 5               | 6         | 7               | 8         | 9                       | AB | R | H | RBI | BB | SO | LOB |
|--|-----------------------------|------------|-----------------------|-----------|-----------------|-----------|-----------------|-----------|-------------------------|----|---|---|-----|----|----|-----|
| Ron Roenicke, S (1, 7)<br>OBP: 0.471, SLG: 0.420   | 0-0<br>FC4-6 1B<br>1B       |            | 0-0<br>HR             |           | 4-0<br>CS<br>BB |           |                 | 0-0<br>F8 |                         | 3  | 1 | 2 | 1   | 1  | 0  | 0   |
| Manny Trillo, R (1, 4)<br>OBP: 0.289, SLG: 0.292   | 0-0<br>F8                   |            | 4-0<br>G3-6-3<br>BB   |           | 0-0<br>CS       | 0-0<br>F4 |                 | 0-0<br>F9 |                         | 3  | 0 | 0 | 0   | 1  | 0  | 1   |
| Chili Davis, S (1, 8)<br>OBP: 0.344, SLG: 0.405  | 0-0<br>FC4-6<br>1-2<br>1B   |            | 0-0<br>G3-6-3<br>1-2f |           |                 | 0-3<br>K  |                 | 0-3<br>K  |                         | 4  | 0 | 1 | 0   | 0  | 2  | 1   |
| Dan Driessen, L (1, 3)<br>OBP: 0.311, SLG: 0.362<br>Ricky Adams, R (9, PR)<br>OBP: 0.232, SLG: 0.325   | 0-0<br>FC4-6<br>1-2f<br>2-3 |            |                       | 0-0<br>2B |                 | 0-0<br>F7 |                 |           | 0-0<br>HR<br>1B<br>1B   | 4  | 0 | 2 | 0   | 0  | 0  | 2   |
| Chris Brown, R (1, 5)<br>OBP: 0.346, SLG: 0.442  | 0-3<br>K                    |            |                       | 0-3<br>K  |                 |           | 4-0<br>BB<br>BB |           | 0-0<br>HR<br>1B<br>1B   | 3  | 1 | 1 | 0   | 1  | 2  | 3   |
| Bob Brenly, R (1, 2)<br>OBP: 0.307, SLG: 0.409   |                             | 0-0<br>6-3 |                       | 0-0<br>F3 |                 | 0-0<br>F7 |                 | 0-0<br>F9 |                         | 4  | 0 | 0 | 0   | 0  | 0  | 4   |
| Rob Deer, R (1, 9)<br>OBP: 0.287, SLG: 0.379   |                             | 0-0<br>F3  |                       | 0-0<br>F7 |                 |           | 4-0<br>BB<br>BB |           | 0-0<br>HR<br>1-H<br>2-H | 3  | 1 | 1 | 3   | 1  | 0  | 1   |
| Jose Uribe, S (1, 6)<br>OBP: 0.280, SLG: 0.305   |                             | 0-0<br>F7  |                       |           | 0-0<br>3-1      |           | 0-3<br>K        |           |                         | 3  | 0 | 0 | 0   | 0  | 1  | 2   |
| Mike Krukow, R (1, 1)<br>OBP: 0.263, SLG: 0.352<br>Matt Nokes, L (7, PH)<br>OBP: 0.400, SLG: 0.400<br>Mark Davis, L (8, 1)<br>OBP: 0.200, SLG: 0.400 |                             |            | 0-0<br>F9             |           | 0-0<br>L6       |           | 0-0<br>4-3      |           |                         | 2  | 0 | 0 | 0   | 0  | 0  | 0   |
|  |                             |            |                       |           |                 |           |                 |           |                         | 1  | 0 | 0 | 0   | 0  | 0  | 2   |
|  |                             |            |                       |           |                 |           |                 |           |                         | 0  | 0 | 0 | 0   | 0  | 0  | 0   |

| Inning Stats                           | R: 0 | H: 2 | E: 0 | K: 1 | S: 7 | LOB: 2 | BB: 0 | P: 7 | R: 0 | H: 0 | E: 0 | K: 0 | S: 3 | LOB: 0 | BB: 0 | P: 3  | R: 1  | H: 1 | E: 0 | K: 0 | S: 3 | LOB: 0 | BB: 1 | P: 7 | R: 0 | H: 1 | E: 0 | K: 1 | S: 6 | LOB: 1 | BB: 0 | P: 6 | R: 0 | H: 0 | E: 0 | K: 0 | S: 2 | LOB: 0 | BB: 1 | P: 6 | R: 0 | H: 0 | E: 0 | K: 1 | S: 5 | LOB: 0 | BB: 0 | P: 5 | R: 0 | H: 0 | E: 0 | K: 1 | S: 5 | LOB: 2 | BB: 2 | P: 13 | R: 0 | H: 0 | E: 0 | K: 1 | S: 5 | LOB: 0 | BB: 0 | P: 5 | R: 3 | H: 3 | E: 0 | K: 0 | S: 4 | LOB: 1 | BB: 0 | P: 4 | 1B: 4 | SF: 0 | 2B: 1 | SAC: 0 | 3B: 0 | DP: 1 | HR: 2 | HBP: 0 | WP: 0 | PA: 35 |
|--|------|------|------|------|------|--------|-------|------|------|------|------|------|------|--------|-------|-------|-------|------|------|------|------|--------|-------|------|------|------|------|------|------|--------|-------|------|------|------|------|------|------|--------|-------|------|------|------|------|------|------|--------|-------|------|------|------|------|------|------|--------|-------|-------|------|------|------|------|------|--------|-------|------|------|------|------|------|------|--------|-------|------|-------|-------|-------|--------|-------|-------|-------|--------|-------|--------|
| PITCHER                                | IP   | WLS  | BF   | H    | R    | ER     | SO    | BB   | IBB  | HBP  | BLK  | WP   | HR   | S      | P     | ERA   | WHIP  |      |      |      |      |        |       |      |      |      |      |      |      |        |       |      |      |      |      |      |      |        |       |      |      |      |      |      |      |        |       |      |      |      |      |      |      |        |       |       |      |      |      |      |      |        |       |      |      |      |      |      |      |        |       |      |       |       |       |        |       |       |       |        |       |        |
| Kevin Gross, R (1, 1)<br>ERA: 3.17     | 8.0  |      | 32   | 6    | 3    | 3      | 5     | 4    | 0    | 0    | 0    | 0    | 1    | 38     | 54    | 3.38  | 1.250 |      |      |      |      |        |       |      |      |      |      |      |      |        |       |      |      |      |      |      |      |        |       |      |      |      |      |      |      |        |       |      |      |      |      |      |      |        |       |       |      |      |      |      |      |        |       |      |      |      |      |      |      |        |       |      |       |       |       |        |       |       |       |        |       |        |
| Freddie Toliver, R (9, 1)<br>ERA: 3.86 | 0.1  | L    | 2    | 1    | 1    | 1      | 0     | 0    | 0    | 0    | 0    | 0    | 1    | 2      | 2     | 27.00 | 3.000 |      |      |      |      |        |       |      |      |      |      |      |      |        |       |      |      |      |      |      |      |        |       |      |      |      |      |      |      |        |       |      |      |      |      |      |      |        |       |       |      |      |      |      |      |        |       |      |      |      |      |      |      |        |       |      |       |       |       |        |       |       |       |        |       |        |

BOTTOM

Philadelphia Phillies @ San Francisco Giants  
Candlestick Park, San Francisco, CA

Wed Sep 04 1985, 6:33 AM EDT  
Att. 2,067 - Unknown

livebaseballscores.com

|     |    |
|-----|----|
| AB  | 30 |
| R   | 4  |
| H   | 7  |
| RBI | 4  |
| BB  | 4  |
| SO  | 5  |
| LOB | 16 |





| Batter  | 1   | 2  | 3  | 4  | 5  | 6  | 7   | 8  | 9   | 10   | 11   | AB R H RBI BB SO LOB   | TOP                                     |
|---|---|--|--|--|--|--|---|--|---|--|--|--|---|
| <b>Jeff Stone, L</b> (1, 7)<br><small>OBP: 0.299, SLG: 0.330</small><br><b>Gary Maddox, R</b> (7, 8)<br><small>OBP: 0.287, SLG: 0.346</small>   | <br><small>0-0</small>                                | <br><small>0-3</small>                     |  |  | <br><small>0-0</small>                     |  | <br><small>0-0</small>                      |  | <br><small>0-3</small>                      |  |  | 4 2 2 0 0 1 0<br>1 0 0 0 0 1 1                                   |   |
| <b>Juan Samuel, R</b> (1, 4)<br><small>OBP: 0.304, SLG: 0.454</small>   | <br><small>0-0</small>                                |  | <br><small>0-0</small>                     |  | <br><small>0-0</small>                     |  | <br><small>4-0</small>                      |  | <br><small>0-3</small>                      |  |  | 4 0 3 0 1 1 1  |   |
| <b>Von Hayes, L</b> (1, 8)<br><small>OBP: 0.351, SLG: 0.438</small>   | <br><small>0-0</small>                                |  | <br><small>0-0</small>                     |  | <br><small>0-0</small>                     |  | <br><small>0-0</small>                      |  | <br><small>0-0</small>                      |  |  | 5 0 2 1 0 0 4  |   |
| <b>Mike Schmidt, R</b> (1, 3)<br><small>OBP: 0.368, SLG: 0.509</small>  | <br><small>4-0</small>                                |  | <br><small>0-3</small>                     |  | <br><small>0-0</small>                     |  | <br><small>4-0</small>                      |  | <br><small>0-3</small>                      |  |  | 3 0 1 0 2 2 1  |   |
| <b>Glenn Wilson, R</b> (1, 9)<br><small>OBP: 0.307, SLG: 0.420</small>  | <br><small>0-0</small>                                |  | <br><small>0-0</small>                     |  | <br><small>0-0</small>                     |  | <br><small>0-3</small>                      |  | <br><small>0-3</small>                      |  |  | 5 0 0 1 0 2 8  |   |
| <b>Ozzie Virgil, R</b> (1, 2)<br><small>OBP: 0.343, SLG: 0.465</small>  | <br><small>0-3</small>                                |  | <br><small>0-3</small>                     |  | <br><small>0-0</small>                     |  | <br><small>0-0</small>                      |  | <br><small>0-0</small>                      |  |  | 5 0 0 0 0 2 3  |   |
| <b>Rick Schu, R</b> (1, 5)<br><small>OBP: 0.326, SLG: 0.410</small>   | <br><small>0-3</small>                                |  | <br><small>0-0</small>                     |  | <br><small>0-0</small>                     |  | <br><small>0-0</small>                      |  | <br><small>0-0</small>                      |  |  | 5 0 1 0 0 1 3  |   |
| <b>Tom Foley, L</b> (1, 6)<br><small>OBP: 0.267, SLG: 0.318</small><br><b>Don Carman, L</b> (8, 1)<br><b>Derrel Thomas, S</b> (11, PH)<br><small>OBP: 0.296, SLG: 0.397</small><br><b>Dave Shipanoff, R</b> (11, 1) |   | <br><small>0-0</small>                     |  | <br><small>0-0</small>                     |  | <br><small>0-0</small>                     |   | <br><small>0-0</small>                     | <br><small>0-3</small>                      |  |  | 4 0 0 0 0 0 1<br>0 0 0 0 0 0 0<br>1 0 0 0 0 1 0<br>0 0 0 0 0 0 0 |   |
| <b>Shane Rawley, R</b> (1, 1)<br><small>OBP: 0.179, SLG: 0.140</small><br><b>Kent Tekulve, R</b> (7, 1)<br><b>Luis Aguayo, R</b> (8, 6)<br><small>OBP: 0.377, SLG: 0.392</small>                                    |   | <br><small>0-3</small>                     |  | <br><small>0-3</small>                     |  | <br><small>0-0</small>                     |   | <br><small>4-0</small>                     | <br><small>0-0</small>                      |  |  | 3 0 0 0 0 2 0<br>0 0 0 0 0 0 0<br>1 0 0 0 1 0 0                  |   |
| <b>Inning Stats</b>   | R: 1 H: 2 E: 0 LOB: 3 K: 2 BB: 1 S: 10 P: 14          | R: 0 H: 0 E: 0 LOB: 0 K: 2 BB: 0 S: 7 P: 7 | R: 0 H: 1 E: 0 LOB: 1 K: 1 BB: 0 S: 5 P: 5 | R: 0 H: 1 E: 0 LOB: 1 K: 1 BB: 0 S: 6 P: 6 | R: 1 H: 4 E: 0 LOB: 2 K: 1 BB: 0 S: 8 P: 8 | R: 0 H: 0 E: 0 LOB: 0 K: 0 BB: 0 S: 3 P: 3 | R: 0 H: 1 E: 0 LOB: 3 K: 1 BB: 2 S: 6 P: 14 | R: 0 H: 0 E: 0 LOB: 0 K: 0 BB: 0 S: 3 P: 3 | R: 0 H: 0 E: 0 LOB: 1 K: 2 BB: 1 S: 7 P: 11 | R: 0 H: 0 E: 0 LOB: 0 K: 2 BB: 0 S: 7 P: 7 | R: 0 H: 0 E: 0 LOB: 0 K: 1 BB: 0 S: 5 P: 5 | 1B: 9 SF: 0<br>2B: 1 SAC: 0<br>3B: 0 DP: 2<br>HR: 0 HBP: 0       | WP: 0 PA: 45<br>PB: 0<br>SB: 0<br>CS: 1 |
| <b>PITCHER</b>  | IP WLS BF H R ER SO BB IBB HBP BLK WP HR S P ERA WHIP |  |  |  |  |  |   |  |   |  |  |  |   |
| <b>Eric Show, R</b> (1, 1)<br><small>ERA: 3.24</small><br><b>Lance McCullers, R</b> (7, 1)<br><small>ERA: 1.35</small><br><b>Rich Gossage, R</b> (10, 1)<br><small>ERA: 1.69</small>                                | 6.2 8 9 2 2 7 3 0 0 0 0 0 42 54 2.70 1.800            |  |  |  |  |  |   |  |   |  |  |  |   |
|   | 2.1 0 0 0 3 1 0 0 0 0 0 0 13 17 0.00 0.429            |  |  |  |  |  |   |  |   |  |  |  |   |
|   | 2.0 W 6 0 0 0 3 0 0 0 0 0 0 12 12 0.00 0.000          |  |  |  |  |  |   |  |   |  |  |  |   |

Philadelphia Phillies @ San Diego Padres  
Jack Murphy Stadium, San Diego, CA  
Fri Sep 06 1985, 10:05 PM EDT  
Att. 14,889 - Unknown

livebaseballscorecards.com

|     |    |
|-----|----|
| AB  | 41 |
| R   | 2  |
| H   | 9  |
| RBI | 2  |
| BB  | 4  |
| SO  | 13 |
| LOB | 22 |

| Batter  | 1   | 2                 | 3  | 4 | 5          | 6 | 7                       | 8 | 9 | 10       | 11                      | AB R H RBI BB SO LOB   |
|---|-----|-------------------|----|---|------------|---|-------------------------|---|---|----------|-------------------------|--|
| Gary Templeton, S<br>OBP: 0.331, SLG: 0.368<br>(1, 6)   | 6-3 | 6-3               |    |   | 5-3        |   | SH1-4                   |   | K |          |                         | 4 0 0 0 0 1 3  |
| Tony Gwynn, L<br>OBP: 0.346, SLG: 0.401<br>(1, 9)   | G3  |                   | G3 |   | BB<br>1B   |   | F8                      |   |   | CS<br>1B |                         | 5 1 2 0 0 0 2  |
| Steve Garvey, R<br>OBP: 0.308, SLG: 0.439<br>(1, 3)   |     |                   |    |   | BB<br>1B   |   |                         |   |   | K        |                         | 4 0 3 1 1 1 1  |
| Carmelo Martinez, R<br>OBP: 0.351, SLG: 0.436<br>(1, 7)   | K   |                   | F9 |   | BB<br>1B   |   | K                       |   |   | K        |                         | 5 0 1 1 0 3 3  |
| Graig Nettles, L<br>OBP: 0.365, SLG: 0.421<br>Bobby Brown, S<br>OBP: 0.203, SLG: 0.188<br>(1, 5)  |     | 4-3               | P4 |   | G3         |   | F8                      |   |   |          | E1<br>FC3 S<br>FC7-2    | 5 0 0 0 0 0 3<br>0 0 0 0 0 0 0                                   |
| Kevin McReynolds, R<br>OBP: 0.286, SLG: 0.369<br>(1, 8)   |     | FC5<br>1B         |    |   | 6-3        |   | 6-3                     |   | K |          | FC3<br>FC7-2 IBB<br>SF8 | 5 1 1 0 0 1 1  |
| Terry Kennedy, L<br>OBP: 0.297, SLG: 0.385<br>(1, 2)  |     | HBP<br>FC5<br>1B  |    |   | G6-3<br>1B |   | 4-3                     |   | K |          | FC7-2<br>IBB            | 4 0 2 0 1 1 0  |
| Jerry Royster, R<br>OBP: 0.350, SLG: 0.379<br>Lance McCullers, S<br>(7, 1)  |     | FC5               |    |   | G6-3       |   | F9                      |   |   | 4-3      | FC7-2                   | 3 0 0 0 0 0 3<br>0 0 0 0 0 0 0                                   |
| Gerry Davis, R<br>OBP: 0.326, SLG: 0.366<br>Rich Gossage, R<br>(10, 1)  |     | HBP               |    |   | 1-2f       |   |                         |   |   |          | 1-2<br>2-3f             | 1 0 0 0 0 0 0<br>0 0 0 0 0 0 0                                   |
| Kurt Bevacqua, R<br>OBP: 0.352, SLG: 0.360<br>(11, PH)  |     | 1-2<br>2-3f       |    |   |            |   |                         |   |   |          | 1-2<br>2-3<br>3-Hf      | 1 0 0 0 0 0 3<br>1 0 0 0 0 0 0                                   |
| Eric Show, R<br>OBP: 0.115, SLG: 0.100<br>Mario Ramirez, R<br>OBP: 0.294, SLG: 0.344<br>Miguel Dilone, S<br>OBP: 0.262, SLG: 0.252<br>Tim Flannery, L<br>OBP: 0.379, SLG: 0.351<br>(8, 4) |     | 1-2<br>2-3<br>HBP |    |   | F9         |   | F8<br>SH1-4<br>1B<br>1B |   |   | F2       | SF8                     | 1 0 0 0 0 0 0<br>1 0 1 0 0 0 0<br>0 1 0 0 0 0 0<br>1 0 0 1 0 0 0 |

| Inning Stats | R: 0 | H: 1 | E: 0 | LOB: 1 | K: 1 | BB: 0 | S: 6 | P: 6 | R: 0 | H: 2 | E: 0 | LOB: 3 | K: 0 | BB: 0 | S: 5 | P: 6 | R: 0 | H: 1 | E: 0 | LOB: 1 | K: 0 | BB: 0 | S: 4 | P: 4 | R: 0 | H: 1 | E: 0 | LOB: 0 | K: 0 | BB: 0 | S: 3 | P: 3 | R: 1 | H: 2 | E: 0 | LOB: 2 | K: 0 | BB: 1 | S: 5 | P: 9 | R: 0 | H: 0 | E: 0 | LOB: 0 | K: 0 | BB: 0 | S: 3 | P: 3 | R: 1 | H: 2 | E: 0 | LOB: 1 | K: 1 | BB: 0 | S: 7 | P: 7 | R: 0 | H: 0 | E: 0 | LOB: 0 | K: 2 | BB: 0 | S: 7 | P: 7 | R: 0 | H: 0 | E: 0 | LOB: 0 | K: 1 | BB: 0 | S: 5 | P: 5 | R: 0 | H: 1 | E: 0 | LOB: 0 | K: 2 | BB: 0 | S: 7 | P: 7 | R: 1 | H: 0 | E: 1 | LOB: 2 | K: 0 | BB: 1 | S: 4 | P: 8 | 1B: 9 | SF: 1 | 2B: 1 | SAC: 1 | 3B: 0 | DP: 1 | HR: 0 | HBP: 1 | WP: 0 | PA: 45 |
|--------------|------|------|------|--------|------|-------|------|------|------|------|------|--------|------|-------|------|------|------|------|------|--------|------|-------|------|------|------|------|------|--------|------|-------|------|------|------|------|------|--------|------|-------|------|------|------|------|------|--------|------|-------|------|------|------|------|------|--------|------|-------|------|------|------|------|------|--------|------|-------|------|------|------|------|------|--------|------|-------|------|------|------|------|------|--------|------|-------|------|------|------|------|------|--------|------|-------|------|------|-------|-------|-------|--------|-------|-------|-------|--------|-------|--------|
|--------------|------|------|------|--------|------|-------|------|------|------|------|------|--------|------|-------|------|------|------|------|------|--------|------|-------|------|------|------|------|------|--------|------|-------|------|------|------|------|------|--------|------|-------|------|------|------|------|------|--------|------|-------|------|------|------|------|------|--------|------|-------|------|------|------|------|------|--------|------|-------|------|------|------|------|------|--------|------|-------|------|------|------|------|------|--------|------|-------|------|------|------|------|------|--------|------|-------|------|------|-------|-------|-------|--------|-------|-------|-------|--------|-------|--------|

| PITCHER                                   | IP  | WLS | BF | H | R | ER | SO | BB | IBB | HBP | BLK | WP | HR | S  | P  | ERA  | WHIP  |
|---|-----|-----|----|---|---|----|----|----|-----|-----|-----|----|----|----|----|------|-------|
| Shane Rawley, L<br>ERA: 2.65<br>(1, 1)    | 6.2 |     | 29 | 8 | 2 | 2  | 1  | 1  | 0   | 1   | 0   | 0  | 0  | 29 | 34 | 2.70 | 1.350 |
| Kent Tekulve, R<br>ERA: 3.75<br>(7, 1)    | 0.1 |     | 2  | 1 | 0 | 0  | 1  | 0  | 0   | 0   | 0   | 0  | 0  | 4  | 4  | 0.00 | 3.000 |
| Don Carman, L<br>ERA: 2.15<br>(8, 1)      | 3.0 |     | 9  | 1 | 0 | 0  | 5  | 0  | 0   | 0   | 0   | 0  | 0  | 19 | 19 | 0.00 | 0.333 |
| Dave Shipanoff, R<br>ERA: 1.42<br>(11, 1) | 0.2 | L   | 5  | 0 | 1 | 0  | 0  | 0  | 1   | 0   | 0   | 0  | 0  | 4  | 8  | 0.00 | 0.000 |

BOTTOM

Philadelphia Phillies @ San Diego Padres  
Jack Murphy Stadium, San Diego, CA  
Fri Sep 06 1985, 10:05 PM EDT  
Att. 14,889 - Unknown

livebaseballscores.com

|     |    |
|-----|----|
| AB  | 40 |
| R   | 3  |
| H   | 10 |
| RBI | 3  |
| BB  | 2  |
| SO  | 7  |
| LOB | 19 |





| Batter   | 1  | 2   | 3                            | 4                               | 5                            | 6                               | 7                            | 8                               | 9                            | AB R H RBI BB SO LOB            | TOP  |                                 |   |                                 |                              |                                 |                              |                                 |                                  |                                    |                                  |        |
|--|--|---|------------------------------|---------------------------------|------------------------------|---------------------------------|------------------------------|---------------------------------|------------------------------|---------------------------------|--|---------------------------------|---|---------------------------------|------------------------------|---------------------------------|------------------------------|---------------------------------|----------------------------------|------------------------------------|----------------------------------|--------|
| <b>Jeff Stone, L</b> (1, 7)<br><small>OBP: 0.295, SLG: 0.325</small><br><b>Garry Maddox, R</b> (8, PH)<br><small>OBP: 0.286, SLG: 0.344</small> (8, 8) | 0-0<br>3-1   |   | 0-3<br>K                     |                                 | 0-0<br>E6                    |                                 |                              | 0-3<br>K                        |                              | 3 0 0 0 0 1 0<br>1 0 0 0 0 1 0  | <b>Philadelphia Phillies @ San Diego Padres</b><br>Jack Murphy Stadium, San Diego, CA<br>Sat Sep 07 1985, 6:33 AM EDT<br>Att: 11,141 - Unknown<br><a href="http://livebaseballscorecards.com">livebaseballscorecards.com</a> |                                 |   |                                 |                              |                                 |                              |                                 |                                  |                                    |                                  |        |
| <b>Juan Samuel, R</b> (1, 4)<br><small>OBP: 0.304, SLG: 0.453</small>  | 0-0<br>1B<br>1B  |   | 0-3<br>K                     |                                 | 0-0<br>4-3                   |                                 |                              | 0-0<br>F9                       |                              | 4 0 1 0 0 1 1                   |  |                                 |   |                                 |                              |                                 |                              |                                 |                                  |                                    |                                  |        |
| <b>Von Hayes, L</b> (1, 8)<br><small>OBP: 0.352, SLG: 0.439</small> (8, 7)   | 0-0<br>1-2<br>1B   |   |                              | 0-0<br>F7                       |                              | 0-0<br>3B<br>1B                 |                              | 0-3<br>K                        |                              | 4 1 2 0 0 1 0                   |  |                                 |   |                                 |                              |                                 |                              |                                 |                                  |                                    |                                  |        |
| <b>Mike Schmidt, R</b> (1, 3)<br><small>OBP: 0.369, SLG: 0.520</small>   | 0-0<br>F8  |   |                              | 0-0<br>HR                       |                              | 0-0<br>K<br>3B                  |                              | 0-0<br>F9                       |                              | 4 1 2 2 0 0 2                   |  |                                 |   |                                 |                              |                                 |                              |                                 |                                  |                                    |                                  |        |
| <b>Glenn Wilson, R</b> (1, 9)<br><small>OBP: 0.308, SLG: 0.421</small>   | 0-0<br>1-3   |   |                              | 0-0<br>BLK<br>1B                |                              | 0-0<br>5-3                      |                              | 0-0<br>1B                       |                              | 4 0 2 0 0 0 3                   |  |                                 |   |                                 |                              |                                 |                              |                                 |                                  |                                    |                                  |        |
| <b>Darren Daulton, L</b> (1, 2)<br><small>OBP: 0.293, SLG: 0.369</small>   |  | 0-0<br>F5   |                              | 0-3<br>K<br>1-2                 |                              | 0-3<br>K<br>3-H                 |                              | 0-3<br>K                        |                              | 4 0 0 0 0 3 3                   |  |                                 |   |                                 |                              |                                 |                              |                                 |                                  |                                    |                                  |        |
| <b>Tom Foley, L</b> (1, 6)<br><small>OBP: 0.262, SLG: 0.311</small>  |  | 0-0<br>4-3  |                              | 0-0<br>3-1                      |                              |                                 | 0-0<br>P4                    |                                 | 0-3<br>K                     | 4 0 0 0 0 1 2                   |  |                                 |   |                                 |                              |                                 |                              |                                 |                                  |                                    |                                  |        |
| <b>Rick Schu, R</b> (1, 5)<br><small>OBP: 0.323, SLG: 0.406</small>  |  | 0-0<br>F7   |                              |                                 | 0-0<br>6-3                   |                                 | 0-0<br>F8                    |                                 |                              | 3 0 0 0 0 0 0                   |  |                                 |   |                                 |                              |                                 |                              |                                 |                                  |                                    |                                  |        |
| <b>John Denny, R</b> (1, 1)<br><small>OBP: 0.184, SLG: 0.153</small>   |  |   | 0-0<br>F8                    |                                 | 0-0<br>F8                    |                                 | 0-0<br>F8                    |                                 |                              | 3 0 0 0 0 0 0                   |  |                                 |   |                                 |                              |                                 |                              |                                 |                                  |                                    |                                  |        |
| <b>Inning Stats</b>  | R: 0<br>E: 0<br>K: 0<br>S: 5   | H: 2<br>LOB: 2<br>BB: 0<br>P: 5   | R: 0<br>E: 0<br>K: 0<br>S: 3 | H: 0<br>LOB: 0<br>BB: 0<br>P: 3 | R: 0<br>E: 0<br>K: 2<br>S: 7 | H: 0<br>LOB: 0<br>BB: 0<br>P: 7 | R: 1<br>E: 0<br>K: 1<br>S: 7 | H: 2<br>LOB: 1<br>BB: 0<br>P: 7 | R: 0<br>E: 1<br>K: 0<br>S: 4 | H: 0<br>LOB: 1<br>BB: 0<br>P: 4 | R: 1<br>E: 0<br>K: 1<br>S: 6   | H: 2<br>LOB: 0<br>BB: 0<br>P: 6 | R: 0<br>E: 0<br>K: 0<br>S: 3  | H: 0<br>LOB: 0<br>BB: 0<br>P: 3 | R: 0<br>E: 0<br>K: 2<br>S: 7 | H: 0<br>LOB: 0<br>BB: 0<br>P: 7 | R: 0<br>E: 0<br>K: 2<br>S: 8 | H: 1<br>LOB: 1<br>BB: 0<br>P: 8 | 1B: 5<br>2B: 0<br>3B: 1<br>HR: 1 | SF: 0<br>SAC: 0<br>DP: 0<br>HBP: 0 | WP: 0<br>PB: 0<br>SB: 0<br>CS: 0 | PA: 34 |
| <b>ANDY HAWKINS, R</b> (1, 1)<br><small>ERA: 2.97</small><br><b>Craig Lefferts, L</b> (8, 1)<br><small>ERA: 3.13</small>                               | IP: 7.0<br>WLS: L<br>BF: 27<br>H: 6<br>R: 2<br>ER: 2<br>SO: 4<br>BB: 0<br>IBB: 0<br>HBP: 0<br>BLK: 1<br>WP: 0<br>HR: 1<br>S: 35<br>P: 35<br>ERA: 2.57<br>WHIP: 0.857 | IP: 2.0<br>WLS: L<br>BF: 7<br>H: 1<br>R: 0<br>ER: 0<br>SO: 4<br>BB: 0<br>IBB: 0<br>HBP: 0<br>BLK: 0<br>WP: 0<br>HR: 0<br>S: 15<br>P: 15<br>ERA: 0.00<br>WHIP: 0.500 |                              |                                 |                              |                                 |                              |                                 |                              |                                 |  |                                 | <b>PITCHER</b><br>IP WLS BF H R ER SO BB IBB HBP BLK WP HR S P ERA WHIP |                                 |                              |                                 |                              |                                 |                                  |                                    |                                  |        |



| Batter   | 1                 | 2          | 3                | 4         | 5                    | 6          | 7 | 8                              | 9 | AB | R | H | RBI | BB | SO | LOB |
|--|-------------------|------------|------------------|-----------|----------------------|------------|---|--------------------------------|---|----|---|---|-----|----|----|-----|
| Tim Flannery, L (1, 4)<br>OBP: 0.380, SLG: 0.352     | 0-0<br>1-3<br>1B  |            | 0-0<br>4-3       |           | 0-0<br>1-3           |            |   | 0-0<br>FC3-8<br>1B             |   | 4  | 0 | 2 | 0   | 0  | 0  | 0   |
| Tony Gwynn, L (1, 9)<br>OBP: 0.347, SLG: 0.401       | 0-0<br>F7         |            | 4-0<br>1B<br>BB  |           | 0-0<br>FC5-4<br>1B   |            |   | 0-0<br>FC3-6<br>G4-6-3<br>1-2f |   | 3  | 0 | 1 | 0   | 1  | 0  | 2   |
| Steve Garvey, R (1, 3)<br>OBP: 0.308, SLG: 0.437     | 0-0<br>1-3<br>1-2 |            | 0-0<br>1-2<br>1B |           | 0-0<br>FC5-4<br>1-2f |            |   | 0-0<br>G4-6-3<br>1-2f          |   | 4  | 0 | 1 | 0   | 0  | 0  | 3   |
| Graig Nettles, L (1, 5)<br>OBP: 0.364, SLG: 0.417    | 4-0<br>BB         |            | 0-0<br>4-3       |           | 0-0<br>F7            |            |   | 0-3<br>K                       |   | 3  | 0 | 0 | 0   | 1  | 1  | 2   |
| Terry Kennedy, L (1, 2)<br>OBP: 0.294, SLG: 0.382    | 0-3<br>K          |            |                  | 0-0<br>F8 |                      | 0-0<br>P6  |   | 0-0<br>F8                      |   | 4  | 0 | 0 | 0   | 0  | 1  | 2   |
| Carmelo Martinez, R (1, 7)<br>OBP: 0.348, SLG: 0.432 |                   | 0-0<br>6-3 |                  | 0-0<br>F3 |                      | 0-0<br>6-3 |   | 0-0<br>5-3                     |   | 4  | 0 | 0 | 0   | 0  | 0  | 0   |
| Kevin McReynolds, R (1, 8)<br>OBP: 0.287, SLG: 0.370 |                   | 0-0<br>5-3 |                  | 0-0<br>2B |                      | 0-0<br>5-3 |   | 0-0<br>F2                      |   | 3  | 0 | 1 | 0   | 0  | 0  | 0   |
| Mario Ramirez, R (1, 6)<br>OBP: 0.278, SLG: 0.324    |                   | 0-0<br>5-3 |                  | 0-3<br>K  |                      | 0-0<br>F2  |   | 0-0<br>F2                      |   | 2  | 0 | 0 | 0   | 0  | 1  | 1   |
| Miguel Dilone, S (7, PH)<br>OBP: 0.260, SLG: 0.250   |                   |            |                  |           |                      |            |   |                                |   | 1  | 0 | 0 | 0   | 0  | 0  | 0   |
| Jerry Royster, R (8, 6)<br>OBP: 0.350, SLG: 0.379    |                   |            |                  |           |                      |            |   |                                |   | 0  | 0 | 0 | 0   | 0  | 0  | 0   |
| Andy Hawkins, R (1, 1)<br>OBP: 0.118, SLG: 0.091     |                   |            | 0-0<br>L4        |           | 0-0<br>2-3           |            |   | 0-3<br>K                       |   | 2  | 0 | 0 | 0   | 0  | 0  | 0   |
| Al Bumbry, L (7, PH)<br>OBP: 0.269, SLG: 0.287       |                   |            |                  |           |                      |            |   |                                |   | 1  | 0 | 0 | 0   | 0  | 1  | 0   |
| Craig Lefferts, L (8, 1)<br>OBP: 0.250, SLG: 0.250   |                   |            |                  |           |                      |            |   |                                |   | 0  | 0 | 0 | 0   | 0  | 0  | 0   |

| Inning Stats | R: 0  | H: 1  | E: 0   | K: 1  | S: 6  | LOB: 2 | BB: 1  | P: 10 | R: 0   | H: 0      | E: 0        | K: 0  | S: 3   | LOB: 0    | BB: 0       | P: 3  | R: 0   | H: 1      | E: 0        | K: 0  | S: 4   | LOB: 2    | BB: 1       | P: 8  | R: 0   | H: 1      | E: 0        | K: 1  | S: 6   | LOB: 1    | BB: 0       | P: 6  | R: 0   | H: 1      | E: 0        | K: 0  | S: 4   | LOB: 1    | BB: 0       | P: 4  | R: 0   | H: 0      | E: 0        | K: 0  | S: 3   | LOB: 0    | BB: 0       | P: 3  | R: 0   | H: 0      | E: 0        | K: 1 | S: 5 | LOB: 0 | BB: 0 | P: 5 | R: 0 | H: 1 | E: 0 | K: 0 | S: 3 | LOB: 0 | BB: 0 | P: 3 | R: 0 | H: 0 | E: 0 | K: 1 | S: 5 | LOB: 0 | BB: 0 | P: 5 |
|--------------|-------|-------|--------|-------|-------|--------|--------|-------|--------|-----------|-------------|-------|--------|-----------|-------------|-------|--------|-----------|-------------|-------|--------|-----------|-------------|-------|--------|-----------|-------------|-------|--------|-----------|-------------|-------|--------|-----------|-------------|-------|--------|-----------|-------------|-------|--------|-----------|-------------|-------|--------|-----------|-------------|-------|--------|-----------|-------------|------|------|--------|-------|------|------|------|------|------|------|--------|-------|------|------|------|------|------|------|--------|-------|------|
| 1B: 4        | SF: 0 | 2B: 1 | SAC: 0 | 3B: 0 | DP: 1 | HR: 0  | HBP: 0 | WP: 0 | PA: 33 | ERA: 0.00 | WHIP: 0.778 | WP: 0 | PA: 33 | ERA: 0.00 | WHIP: 0.778 | WP: 0 | PA: 33 | ERA: 0.00 | WHIP: 0.778 | WP: 0 | PA: 33 | ERA: 0.00 | WHIP: 0.778 | WP: 0 | PA: 33 | ERA: 0.00 | WHIP: 0.778 | WP: 0 | PA: 33 | ERA: 0.00 | WHIP: 0.778 | WP: 0 | PA: 33 | ERA: 0.00 | WHIP: 0.778 | WP: 0 | PA: 33 | ERA: 0.00 | WHIP: 0.778 | WP: 0 | PA: 33 | ERA: 0.00 | WHIP: 0.778 | WP: 0 | PA: 33 | ERA: 0.00 | WHIP: 0.778 | WP: 0 | PA: 33 | ERA: 0.00 | WHIP: 0.778 |      |      |        |       |      |      |      |      |      |      |        |       |      |      |      |      |      |      |        |       |      |


**BOTTOM**

**Philadelphia Phillies @ San Diego Padres**  
**Jack Murphy Stadium, San Diego, CA**

Sat Sep 07 1985, 6:33 AM EDT  
 Att. 11,141 - Unknown

livebaseballscorecards.com

|     |    |
|-----|----|
| AB  | 31 |
| R   | 0  |
| H   | 5  |
| RBI | 0  |
| BB  | 2  |
| SO  | 4  |
| LOB | 10 |





| Batter   | 1   | 2                               | 3                            | 4                               | 5                            | 6                               | 7                            | 8                               | 9                             | AB R H RBI BB SO LOB  | TOP                          |                                  |                               |                                  |                              |                                 |                              |                                 |                                  |                                    |  |  |  |  |  |  |  |  |  |  |  |
|--|---|---------------------------------|------------------------------|---------------------------------|------------------------------|---------------------------------|------------------------------|---------------------------------|-------------------------------|---|------------------------------|----------------------------------|-------------------------------|----------------------------------|------------------------------|---------------------------------|------------------------------|---------------------------------|----------------------------------|------------------------------------|--|--|--|--|--|--|--|--|--|--|--|
| Von Hayes, L<br>OBP: 0.351, SLG: 0.438<br>(1, 8)<br>(7, 7)   | 0-0<br>3-1  |                                 | 0-0<br>G3                    |                                 | 0-0<br>1B<br>2B              | 0-0<br>4-3                      |                              | 0-0<br>F8                       |                               | 5 1 1 1 0 0 0   |                              |                                  |                               |                                  |                              |                                 |                              |                                 |                                  |                                    |  |  |  |  |  |  |  |  |  |  |  |
| Rick Schu, R<br>OBP: 0.330, SLG: 0.410<br>(1, 5)<br>BBB  | 4-0<br>BB   |                                 | 0-0<br>2B                    |                                 | 4-0<br>1B<br>BB              | 4-0<br>S<br>BB                  |                              | 0-3<br>K                        |                               | 2 1 1 0 3 1 0   |                              |                                  |                               |                                  |                              |                                 |                              |                                 |                                  |                                    |  |  |  |  |  |  |  |  |  |  |  |
| Juan Samuel, R<br>OBP: 0.305, SLG: 0.452<br>(1, 4)<br>X  | 0-0<br>P4   |                                 | 0-3<br>K                     |                                 | 0-0<br>1B<br>1B              | 0-3<br>K                        |                              | 0-0<br>S<br>1B                  |                               | 5 2 2 1 0 2 3   |                              |                                  |                               |                                  |                              |                                 |                              |                                 |                                  |                                    |  |  |  |  |  |  |  |  |  |  |  |
| Mike Schmidt, R<br>OBP: 0.368, SLG: 0.516<br>(1, 3)<br>SSS   | 0-3<br>K  |                                 |                              | 0-0<br>F9                       | 0-0<br>1B<br>1B              |                                 | 0-3<br>K                     |                                 | 0-3<br>K                      | 5 0 1 1 0 3 2   |                              |                                  |                               |                                  |                              |                                 |                              |                                 |                                  |                                    |  |  |  |  |  |  |  |  |  |  |  |
| Glenn Wilson, R<br>OBP: 0.311, SLG: 0.425<br>(1, 9)<br>X   |   | 0-0<br>1-3                      |                              | 0-0<br>F7                       | 0-0<br>1B                    |                                 | 0-0<br>2B                    |                                 | 0-0<br>S<br>1B                | 5 0 3 2 0 0 0   |                              |                                  |                               |                                  |                              |                                 |                              |                                 |                                  |                                    |  |  |  |  |  |  |  |  |  |  |  |
| Ozzie Virgil, R<br>OBP: 0.339, SLG: 0.459<br>(1, 2)<br>X   |   | 0-0<br>5-3                      |                              | 0-0<br>F7                       | 0-3<br>K                     |                                 | 0-3<br>K                     |                                 | 0-0<br>FC6-5-4<br>WP          | 5 0 0 0 0 2 4   |                              |                                  |                               |                                  |                              |                                 |                              |                                 |                                  |                                    |  |  |  |  |  |  |  |  |  |  |  |
| John Russell, R<br>OBP: 0.297, SLG: 0.417<br>Garry Maddox, R<br>OBP: 0.284, SLG: 0.342<br>(1, 7)<br>(7, 8)   |   | 0-0<br>HR                       |                              |                                 | 0-3<br>K                     | 0-0<br>HR<br>1B                 | 0-3<br>K                     |                                 | 0-3<br>K                      | 4 2 2 1 0 2 1<br>1 0 0 0 0 1 1  |                              |                                  |                               |                                  |                              |                                 |                              |                                 |                                  |                                    |  |  |  |  |  |  |  |  |  |  |  |
| Luis Aguayo, R<br>OBP: 0.387, SLG: 0.448<br>(1, 6)<br>X  |   | 0-0<br>G3                       |                              |                                 | 0-0<br>SH1-4<br>2B<br>1B     | 0-0<br>HR                       |                              | 0-0<br>HR                       |                               | 4 3 3 3 0 0 0   |                              |                                  |                               |                                  |                              |                                 |                              |                                 |                                  |                                    |  |  |  |  |  |  |  |  |  |  |  |
| Steve Carlton, L<br>OBP: 0.179, SLG: 0.192<br>Rick Surhoff, R<br>OBP: 0.294, SLG: 0.324<br>Jeff Stone, L<br>OBP: 0.293, SLG: 0.392<br>Freddie Toliver, R<br>OBP: 0.283, SLG: 0.392<br>Derrel Thomas, S<br>OBP: 0.283, SLG: 0.392<br>Don Garrihan, L<br>OBP: 0.283, SLG: 0.392<br>Kent Tekulve, R<br>OBP: 0.283, SLG: 0.392<br>Dave Rucker, L<br>OBP: 0.283, SLG: 0.392<br>(1, 1)<br>(5, 1)<br>(6, PH)<br>(6, 1)<br>(8, PH)<br>(8, 1)<br>(9, 1)<br>(9, 1) |   |                                 | 0-0<br>6-3                   |                                 | 0-0<br>SH1-4<br>2B           | 0-0<br>F9                       |                              | 0-3<br>K                        |                               | 1 0 0 0 0 0 0<br>0 0 0 0 0 0 0<br>1 0 0 0 0 0 0<br>0 0 0 0 0 0 0<br>1 0 0 0 0 1 0<br>0 0 0 0 0 0 0<br>0 0 0 0 0 0 0<br>0 0 0 0 0 0 0<br>0 0 0 0 0 0 0 |                              |                                  |                               |                                  |                              |                                 |                              |                                 |                                  |                                    |  |  |  |  |  |  |  |  |  |  |  |
| <b>Inning Stats</b>  | R: 0<br>E: 0<br>K: 1<br>S: 5                          | H: 0<br>LOB: 1<br>BB: 1<br>P: 9 | R: 1<br>E: 0<br>K: 0<br>S: 4 | H: 1<br>LOB: 0<br>BB: 0<br>P: 4 | R: 0<br>E: 0<br>K: 1<br>S: 6 | H: 1<br>LOB: 1<br>BB: 0<br>P: 6 | R: 0<br>E: 0<br>K: 0<br>S: 3 | H: 0<br>LOB: 0<br>BB: 0<br>P: 3 | R: 4<br>E: 0<br>K: 2<br>S: 12 | H: 5<br>LOB: 2<br>BB: 1<br>P: 16  | R: 2<br>E: 0<br>K: 1<br>S: 7 | H: 2<br>LOB: 1<br>BB: 1<br>P: 11 | R: 0<br>E: 0<br>K: 3<br>S: 10 | H: 1<br>LOB: 1<br>BB: 0<br>P: 10 | R: 1<br>E: 0<br>K: 2<br>S: 8 | H: 1<br>LOB: 0<br>BB: 0<br>P: 8 | R: 1<br>E: 0<br>K: 2<br>S: 9 | H: 2<br>LOB: 1<br>BB: 0<br>P: 9 | 1B: 7<br>2B: 3<br>3B: 0<br>HR: 3 | SF: 0<br>SAC: 1<br>DP: 0<br>HBP: 0 | WP: 1<br>PA: 43<br>PB: 0<br>SB: 4<br>CS: 0 |  |  |  |  |  |  |  |  |  |  |
| <b>PITCHER</b>   | IP WLS BF H R ER SO BB IBB HBP BLK WP HR S P ERA WHIP |                                 |                              |                                 |                              |                                 |                              |                                 |                               |   |                              |                                  |                               |                                  |                              |                                 |                              |                                 |                                  |                                    |  |  |  |  |  |  |  |  |  |  |  |
| Mark Thurmond, L<br>ERA: 4.46<br>(1, 1)  | 4.2   |                                 | 6                            | 5                               | 5                            | 3                               | 2                            | 0                               | 0                             | 0   | 0                            | 1                                | 26                            | 34                               | 9.64                         | 1.714                           |                              |                                 |                                  |                                    |  |  |  |  |  |  |  |  |  |  |  |
| Ed Wojna, R<br>ERA: 5.3<br>(5, 1)  | 0.1   | L                               | 4                            | 3                               | 2                            | 1                               | 0                            | 0                               | 0                             | 0   | 0                            | 1                                | 6                             | 6                                | 54.00                        | 9.000                           |                              |                                 |                                  |                                    |  |  |  |  |  |  |  |  |  |  |  |
| Gene Walter, L<br>ERA: 2.7<br>(6, 1)   | 1.0   |                                 | 4                            | 0                               | 0                            | 0                               | 1                            | 1                               | 0                             | 0   | 0                            | 0                                | 5                             | 9                                | 0.00                         | 1.000                           |                              |                                 |                                  |                                    |  |  |  |  |  |  |  |  |  |  |  |
| Roy Lee Jackson, R<br>ERA: 3.31<br>(7, 1)  | 2.0   |                                 | 8                            | 2                               | 1                            | 1                               | 5                            | 0                               | 0                             | 0   | 0                            | 1                                | 18                            | 18                               | 4.50                         | 1.000                           |                              |                                 |                                  |                                    |  |  |  |  |  |  |  |  |  |  |  |
| Tim Stoddard, R<br>ERA: 4.53<br>(9, 1)   | 1.0   |                                 | 5                            | 2                               | 1                            | 1                               | 2                            | 0                               | 0                             | 0   | 0                            | 1                                | 9                             | 9                                | 9.00                         | 2.000                           |                              |                                 |                                  |                                    |  |  |  |  |  |  |  |  |  |  |  |

Philadelphia Phillies @ San Diego Padres  
 Jack Murphy Stadium, San Diego, CA  
 Sun Sep 08 1985, 6:33 AM EDT  
 Att: 15,765 - Unknown

|     |    |
|-----|----|
| AB  | 39 |
| R   | 9  |
| H   | 13 |
| RBI | 9  |
| BB  | 3  |
| SO  | 12 |
| LOB | 11 |



BOTTOM

Philadelphia Phillies @ San Diego Padres  
Jack Murphy Stadium, San Diego, CA

Sun Sep 08 1985, 6:33 AM EDT  
Att. 15,765 - Unknown

livebaseballscorecards.com

AB 38  
R 7  
H 12  
RBI 7  
BB 5  
SO 6  
LOB 19



WP: 0 PA: 43  
PB: 0  
SB: 0  
CS: 0

AB R H RBI BB SO LOB

5 1 1 2 0 1 0

5 2 3 1 0 0 0

4 1 1 0 1 0 1

4 1 1 0 1 1 2

4 0 2 2 1 0 0

4 0 2 1 0 0 3

3 1 0 0 2 0 6

4 1 2 1 0 2 2

2 0 0 0 0 1 2  
0 0 0 0 0 0 0  
0 0 0 0 0 0 0  
1 0 0 0 0 0 0  
0 0 0 0 0 0 0  
1 0 0 0 0 1 0  
0 0 0 0 0 0 0

1B: 8 SF: 0  
2B: 2 SAC: 0  
3B: 0 DP: 0  
HR: 2 HBP: 0

| Batter   | 1          | 2          | 3               | 4                       | 5                              | 6          | 7                        | 8                    | 9 |
|--|------------|------------|-----------------|-------------------------|--------------------------------|------------|--------------------------|----------------------|---|
| Garry Templeton, S (1, 6)<br>OBP: 0.329, SLG: 0.373  | 0-0<br>G3  |            | 0-0<br>HR       |                         | 0-0<br>G1-6-3                  | 0-3<br>K   |                          | 0-0<br>4-3           |   |
| Jerry Royster, R (1, 4)<br>OBP: 0.356, SLG: 0.407  | 0-0<br>P4  |            | 0-0<br>2B       |                         | 0-0<br>BB 1B<br>1B             | 0-0<br>F8  |                          | 0-0<br>HR            |   |
| Tony Gwynn, L (1, 9)<br>OBP: 0.348, SLG: 0.400   | 0-0<br>4-3 |            | 0-0<br>F8       |                         | 0-0<br>1-2<br>1B               |            | 0-0<br>F8                | 4-0<br>BB<br>1B G5-3 |   |
| Steve Garvey, R (1, 3)<br>OBP: 0.309, SLG: 0.436   |            | 0-0<br>F2  | 0-3<br>K        |                         | 4-0<br>1-2<br>2-3<br>1B        |            | 0-0<br>BB<br>1B          | 0-0<br>G5-3          |   |
| Kevin McReynolds, R (1, 8)<br>Miguel Dilone, S (9, PR)<br>OBP: 0.290, SLG: 0.372<br>OBP: 0.260, SLG: 0.250   |            | 0-0<br>6-3 |                 | 0-0<br>F9               | 0-0<br>1-2<br>2-H<br>3-H<br>1B |            | 4-0<br>BB<br>FC6-4<br>BB | 0-0<br>5-3           |   |
| Carmelo Martinez, R (1, 7)<br>OBP: 0.349, SLG: 0.429   |            | 4-0<br>BB  |                 | 4-0<br>1B<br>BB         | 0-0<br>P4                      |            | 0-0<br>F7                | 0-0<br>5-3           |   |
| Kurt Bevacqua, R (1, 5)<br>Graig Nettles, L (9, PH)<br>OBP: 0.357, SLG: 0.366<br>OBP: 0.363, SLG: 0.416  |            | 0-0<br>4-3 |                 | 0-0<br>1-2<br>1B        | 0-0<br>1-3<br>2-H<br>1B        |            | 0-0<br>FC6-4             | 0-0<br>F9            |   |
| Bruce Bochy, R (1, 2)<br>OBP: 0.313, SLG: 0.500  |            |            | 0-0<br>HR<br>2B | 0-0<br>1-3<br>2-H<br>1B | 0-3<br>K2-3                    |            | 0-3<br>K                 |                      |   |
| Mark Thurmond, L (1, 1)<br>Ed Weir, R (5, 1)<br>Gene Walter, L (6, 1)<br>Bobby Brown, S (6, PH)<br>Roy Lee Jackson, R (7, 1)<br>Gerry Davis, R (8, PH)<br>Tim Stoddard, R (9, 1) |            |            | 0-3<br>K        | 0-0<br>1-3              |                                | 0-0<br>4-3 |                          | 0-3<br>K             |   |

| Inning Stats | R: 0<br>E: 0<br>K: 0<br>S: 3 | H: 0<br>LOB: 0<br>BB: 0<br>P: 3 | R: 0<br>E: 0<br>K: 0<br>S: 3 | H: 0<br>LOB: 1<br>BB: 1<br>P: 7 | R: 2<br>E: 0<br>K: 2<br>S: 10 | H: 3<br>LOB: 1<br>BB: 0<br>P: 10 | R: 1<br>E: 0<br>K: 0<br>S: 4 | H: 2<br>LOB: 1<br>BB: 1<br>P: 8 | R: 3<br>E: 0<br>K: 1<br>S: 9 | H: 4<br>LOB: 2<br>BB: 1<br>P: 13 | R: 0<br>E: 0<br>K: 1<br>S: 5 | H: 0<br>LOB: 0<br>BB: 0<br>P: 5 | R: 0<br>E: 0<br>K: 0<br>S: 4 | H: 1<br>LOB: 2<br>BB: 1<br>P: 8 | R: 0<br>E: 0<br>K: 2<br>S: 7 | H: 0<br>LOB: 0<br>BB: 0<br>P: 7 | R: 1<br>E: 0<br>K: 0<br>S: 5 | H: 2<br>LOB: 3<br>BB: 1<br>P: 9 |
|--------------|------------------------------|---------------------------------|------------------------------|---------------------------------|-------------------------------|----------------------------------|------------------------------|---------------------------------|------------------------------|----------------------------------|------------------------------|---------------------------------|------------------------------|---------------------------------|------------------------------|---------------------------------|------------------------------|---------------------------------|
|--------------|------------------------------|---------------------------------|------------------------------|---------------------------------|-------------------------------|----------------------------------|------------------------------|---------------------------------|------------------------------|----------------------------------|------------------------------|---------------------------------|------------------------------|---------------------------------|------------------------------|---------------------------------|------------------------------|---------------------------------|

| PITCHER                                | IP  | WLS | BF | H | R | ER | SO | BB | IBB | HBP | BLK | WP | HR | S  | P  | ERA   | WHIP  |
|--|-----|-----|----|---|---|----|----|----|-----|-----|-----|----|----|----|----|-------|-------|
| Steve Carlton, L (1, 1)<br>ERA: 3.0    | 4.1 |     | 23 | 8 | 6 | 6  | 2  | 3  | 0   | 0   | 0   | 0  | 1  | 24 | 36 | 12.46 | 2.538 |
| Rick Sutthoff, R (5, 1)<br>ERA:        | 0.2 | W   | 3  | 1 | 0 | 0  | 1  | 0  | 0   | 0   | 0   | 0  | 0  | 5  | 5  | 0.00  | 1.500 |
| Freddie Toliver, R (6, 1)<br>ERA: 2.08 | 2.0 |     | 8  | 1 | 0 | 0  | 1  | 1  | 0   | 0   | 0   | 0  | 0  | 9  | 13 | 0.00  | 1.000 |
| Don Carman, L (8, 1)<br>ERA: 2.24      | 1.0 |     | 5  | 1 | 1 | 1  | 2  | 1  | 0   | 0   | 0   | 0  | 1  | 8  | 12 | 9.00  | 2.000 |
| Kent Tekulve, R (9, 1)<br>ERA: 3.71    | 0.2 |     | 3  | 1 | 0 | 0  | 0  | 0  | 0   | 0   | 0   | 0  | 0  | 3  | 3  | 0.00  | 1.500 |

| PITCHER                            | IP  | WLS | BF | H | R | ER | SO | BB | IBB | HBP | BLK | WP | HR | S | P | ERA  | WHIP  |
|------------------------------------|-----|-----|----|---|---|----|----|----|-----|-----|-----|----|----|---|---|------|-------|
| Dave Rucker, L (9, 1)<br>ERA: 4.06 | 0.1 |     | 1  | 0 | 0 | 0  | 0  | 0  | 0   | 0   | 0   | 0  | 0  | 1 | 1 | 0.00 | 0.000 |



| Batter   | 1   | 2                        | 3                         | 4                        | 5                        | 6                        | 7                        | 8                        | 9                        | 10                       | 11                        | AB R H RBI BB SO LOB                                       | TOP  |    |    |      |       |       |
|--|---|--------------------------|---------------------------|--------------------------|--------------------------|--------------------------|--------------------------|--------------------------|--------------------------|--------------------------|---------------------------|--|--|----|----|------|-------|-------|
| Tim Raines, S<br>OBP: 0.387, SLG: 0.452 (1, 7)       | F7  |                          | S<br>1B                   |                          | FC5-2<br>BB<br>1B        |                          | F8                       | FC6-4                    |                          |                          | K                         | 6 0 2 0 0 1 4  | <b>Montreal Expos @ Philadelphia Phillies</b><br>Veterans Stadium, Philadelphia, PA<br>Tue Sep 10 1985, 7:05 PM EDT<br>Att. 15,920 - Unknown |    |    |      |       |       |
| Vance Law, R<br>OBP: 0.355, SLG: 0.400 (1, 4)        | F8  |                          | K                         |                          | FC5-2<br>BB              |                          |                          |                          | F8                       |                          |                           | 5 0 2 0 1 1 1  |  |    |    |      |       |       |
| Andre Dawson, R<br>OBP: 0.296, SLG: 0.419 (1, 9)     | 6-3   |                          | K                         |                          | L7                       |                          | P6                       |                          | 6-3                      |                          | K                         | 6 0 0 0 0 2 7  |  |    |    |      |       |       |
| Hubie Brooks, R<br>OBP: 0.307, SLG: 0.399 (1, 6)     |   | 4-3                      |                           | 6-3                      | FC5-2                    |                          | F7                       |                          | F8                       |                          |                           | 5 0 0 0 0 0 4  |  |    |    |      |       |       |
| Terry Francona, L<br>OBP: 0.316, SLG: 0.377 (1, 3)   |   | F3                       |                           |                          | 4-3                      |                          |                          | 6-3                      |                          | F9                       |                           | 5 0 1 0 0 0 3  |  |    |    |      |       |       |
| Tim Wallach, R<br>OBP: 0.306, SLG: 0.434 (1, 5)      |   | HR                       |                           | F7                       |                          | 5-3                      |                          | F7                       |                          | F5                       |                           | 5 1 1 1 0 0 1  |  |    |    |      |       |       |
| Mitch Webster, S<br>OBP: 0.312, SLG: 0.489 (1, 8)    |   |                          |                           |                          |                          |                          |                          |                          |                          |                          |                           | 1 1 1 1 3 0 0  |  |    |    |      |       |       |
| Herm Winningham, L<br>OBP: 0.299, SLG: 0.331 (8, 8)  |   |                          |                           |                          |                          |                          |                          |                          |                          |                          |                           | 1 0 0 0 0 0 0  |  |    |    |      |       |       |
| Mike O'Berry, R<br>OBP: 0.333, SLG: 0.200 (1, 2)     |   |                          |                           |                          |                          |                          |                          |                          |                          |                          |                           | 4 0 1 0 0 0 3  |  |    |    |      |       |       |
| Jim Wohlford, R<br>OBP: 0.288, SLG: 0.286 (11, PH)   |   |                          |                           |                          |                          |                          |                          |                          |                          |                          |                           | 0 0 0 0 1 0 0  |  |    |    |      |       |       |
| Al Newman, S<br>OBP: 0.118, SLG: 0.176 (11, PR)      |   |                          |                           |                          |                          |                          |                          |                          |                          |                          |                           | 0 0 0 0 0 0 0  |  |    |    |      |       |       |
| Sal Butera, R<br>OBP: 0.293, SLG: 0.301 (11, 2)      |   |                          |                           |                          |                          |                          |                          |                          |                          |                          |                           | 0 0 0 0 0 0 0  |  |    |    |      |       |       |
| John Dopson, L<br>OBP: 0.167, SLG: 0.167 (8, 1)      |   |                          | K                         |                          |                          |                          |                          |                          |                          |                          |                           | 2 0 0 0 2 2 0  |  |    |    |      |       |       |
| Jeff Reardon, R<br>OBP: 0.167, SLG: 0.167 (8, 1)     |   |                          |                           |                          |                          |                          |                          |                          |                          |                          |                           | 0 0 0 0 0 0 0  |  |    |    |      |       |       |
| U L Washington, S<br>OBP: 0.313, SLG: 0.368 (11, PH) |   |                          |                           |                          |                          |                          |                          |                          |                          |                          |                           | 1 0 0 0 0 1 1  |  |    |    |      |       |       |
| Tim Burke, R<br>OBP: 0.125, SLG: 0.125 (11, 1)       |   |                          |                           |                          |                          |                          |                          |                          |                          |                          |                           | 0 0 0 0 0 0 0  |  |    |    |      |       |       |
| <b>Inning Stats</b>                                  | R: 0 H: 0 E: 0 K: 0 S: 3                              | R: 1 H: 1 E: 0 K: 0 S: 4 | R: 0 H: 1 E: 0 K: 3 S: 10 | R: 0 H: 1 E: 0 K: 0 S: 4 | R: 0 H: 1 E: 0 K: 0 S: 4 | R: 1 H: 1 E: 0 K: 1 S: 6 | R: 0 H: 1 E: 0 K: 0 S: 4 | R: 0 H: 1 E: 0 K: 0 S: 4 | R: 0 H: 0 E: 0 K: 0 S: 3 | R: 0 H: 0 E: 0 K: 0 S: 3 | R: 0 H: 1 E: 0 K: 3 S: 10 | 1B: 5 SF: 0<br>2B: 1 SAC: 0<br>3B: 0 DP: 0<br>HR: 2 HBP: 0 | WP: 0 PA: 48<br>PB: 0<br>SB: 3<br>CS: 0  |    |    |      |       |       |
| <b>PITCHER</b>                                       | IP WLS BF H R ER SO BB IBB HBP BLK WP HR S P ERA WHIP |                          |                           |                          |                          |                          |                          |                          |                          |                          |                           |  |  |    |    |      |       |       |
| Charles Hudson, R<br>ERA: 3.74 (1, 1)                | 7.2   | 36                       | 7                         | 2                        | 2                        | 4                        | 5                        | 1                        | 0                        | 0                        | 0                         | 0  | 0  | 2  | 38 | 62   | 2.35  | 1.565 |
| Dave Rucker, L<br>ERA: 4.03 (8, 1)                   | 0.1   | 1                        | 0                         | 0                        | 0                        | 0                        | 0                        | 0                        | 0                        | 0                        | 0                         | 0  | 0  | 1  | 1  | 0.00 | 0.000 |       |
| Dave Shipanoff, R<br>ERA: 1.29 (9, 1)                | 2.0   | 6                        | 0                         | 0                        | 0                        | 0                        | 0                        | 0                        | 0                        | 0                        | 0                         | 0  | 0  | 6  | 6  | 0.00 | 0.000 |       |
| Don Carman, L<br>ERA: 2.21 (11, 1)                   | 1.0   | W 5                      | 1                         | 0                        | 0                        | 3                        | 1                        | 0                        | 0                        | 0                        | 0                         | 0  | 0  | 10 | 14 | 0.00 | 2.000 |       |

livebaseballscorecards.com

|     |    |
|-----|----|
| AB  | 41 |
| R   | 2  |
| H   | 8  |
| RBI | 2  |
| BB  | 7  |
| SO  | 7  |
| LOB | 24 |



| Batter  | 1   | 2   | 3   | 4   | 5   | 6   | 7   | 8   | 9   | 10  | 11  | AB R H RBI BB SO LOB   | BOTTOM   |   |
|---|---|---|---|---|---|---|---|---|---|---|---|--|--|---|
| <b>Jeff Stone, L</b> (1, 7)<br><small>OBP: 0.293, SLG: 0.327</small><br><b>Dave Shipanoff, R</b> (9, 1)<br><b>John Russell, R</b> (10, PH)<br><small>OBP: 0.295, SLG: 0.415</small><br><b>Don Carman, L</b> (11, 1)   |   |   |   |   |   |   |   |   |   |   |   | 4 1 1 0 0 0 1<br>0 0 0 0 0 0 0<br>1 0 0 0 0 1 0<br>0 0 0 0 0 0 0 | <b>Montreal Expos @ Philadelphia Phillies</b><br>Veterans Stadium, Philadelphia, PA<br>Tue Sep 10 1985, 7:05 PM EDT<br>Att. 15,920 - Unknown |   |
| <b>Juan Samuel, R</b> (1, 4)<br><small>OBP: 0.304, SLG: 0.450</small>   |   |   |   |   |   |   |   |   |   |   |   | 3 1 0 1 0 0 0  |  |   |
| <b>Von Hayes, L</b> (1, 8)<br><small>OBP: 0.350, SLG: 0.438</small><br>(9, 7)   |   |   |   |   |   |   |   |   |   |   |   | 5 1 1 0 0 1 1  |  |   |
| <b>Mike Schmidt, R</b> (1, 3)<br><small>OBP: 0.368, SLG: 0.521</small>  |   |   |   |   |   |   |   |   |   |   |   | 5 1 2 3 0 1 1  |  |   |
| <b>Glenn Wilson, R</b> (1, 9)<br><small>OBP: 0.309, SLG: 0.421</small>  |   |   |   |   |   |   |   |   |   |   |   | 4 0 0 0 0 0 1  |  |   |
| <b>Ozzie Virgil, R</b> (1, 2)<br><small>OBP: 0.338, SLG: 0.455</small>  |   |   |   |   |   |   |   |   |   |   |   | 3 0 0 0 1 2 0  |  |   |
| <b>Tom Foley, L</b> (1, 6)<br><small>OBP: 0.256, SLG: 0.304</small>   |   |   |   |   |   |   |   |   |   |   |   | 4 0 0 0 0 0 1  |  |   |
| <b>Rick Schu, R</b> (1, 5)<br><small>OBP: 0.329, SLG: 0.408</small>   |   |   |   |   |   |   |   |   |   |   |   | 4 0 1 0 0 1 2  |  |   |
| <b>Charles Hudson, S</b> (1, 1)<br><small>OBP: 0.140, SLG: 0.122</small><br><b>Dave Rucker, L</b> (8, 1)<br><small>OBP: 0.571, SLG: 0.667</small><br><b>Derrel Thomas, S</b> (8, PH)<br><small>OBP: 0.301, SLG: 0.400</small><br><b>Garry Maddox, R</b> (9, 8)<br><small>OBP: 0.283, SLG: 0.341</small> |   |   |   |   |   |   |   |   |   |   |   | 2 0 0 0 0 0 3<br>0 0 0 0 0 0 0<br>1 1 1 0 0 0 0<br>1 0 0 0 0 0 0 |  |   |
| <b>Inning Stats</b>   | R: 0 H: 1<br>E: 0 LOB: 1<br>K: 1 BB: 0<br>S: 6 P: 6   | R: 0 H: 0<br>E: 1 LOB: 2<br>K: 0 BB: 1<br>S: 4 P: 8 | R: 0 H: 0<br>E: 0 LOB: 0<br>K: 0 BB: 0<br>S: 3 P: 3 | R: 0 H: 0<br>E: 0 LOB: 0<br>K: 1 BB: 0<br>S: 5 P: 5 | R: 0 H: 1<br>E: 0 LOB: 1<br>K: 0 BB: 0<br>S: 4 P: 4 | R: 0 H: 1<br>E: 0 LOB: 1<br>K: 0 BB: 0<br>S: 4 P: 4 | R: 0 H: 0<br>E: 0 LOB: 0<br>K: 0 BB: 0<br>S: 3 P: 3 | R: 2 H: 2<br>E: 1 LOB: 0<br>K: 1 BB: 0<br>S: 7 P: 7 | R: 0 H: 0<br>E: 0 LOB: 0<br>K: 1 BB: 0<br>S: 5 P: 5 | R: 0 H: 0<br>E: 0 LOB: 0<br>K: 2 BB: 0<br>S: 7 P: 7 | R: 3 H: 1<br>E: 0 LOB: 0<br>K: 0 BB: 0<br>S: 2 P: 3 | 1B: 3 SF: 1<br>2B: 2 SAC: 0<br>3B: 0 DP: 0<br>HR: 1 HBP: 1       |  | WP: 1 PA: 40<br>PB: 0<br>SB: 0<br>CS: 0 |
| <b>PITCHER</b>  | IP WLS BF H R ER SO BB IBB HBP BLK WP HR S P ERA WHIP<br><b>John Dopson, R</b> (1, 1)<br><small>ERA: 4.09</small><br><b>Jeff Reardon, R</b> (8, 1)<br><small>ERA: 3.08</small><br><b>Tim Burke, R</b> (11, 1)<br><small>ERA: 2.02</small> |   |   |   |   |   |   |   |   |   |   |  |  |   |

livebaseballscores.com

|     |    |
|-----|----|
| AB  | 37 |
| R   | 5  |
| H   | 6  |
| RBI | 4  |
| BB  | 1  |
| SO  | 6  |
| LOB | 10 |





| Batter   | 1  | 2                                | 3                            | 4                               | 5                            | 6                                | 7                            | 8                                | 9                            | AB R H RBI BB SO LOB            | TOP  |                                 |                              |                                 |                              |                                 |                                  |                                    |                                  |        |
|--|--|----------------------------------|------------------------------|---------------------------------|------------------------------|----------------------------------|------------------------------|----------------------------------|------------------------------|---------------------------------|--|---------------------------------|------------------------------|---------------------------------|------------------------------|---------------------------------|----------------------------------|------------------------------------|----------------------------------|--------|
| Tim Raines, S (1, 7)<br>OBP: 0.387, SLG: 0.450       | 0-3<br>K   |                                  | 4-0<br>PB<br>BB              |                                 | 4-0<br>S<br>BB               |                                  | 0-0<br>F8                    |                                  | 0-0<br>L1                    | 3 0 0 0 2 1 1                   | <b>Montreal Expos @ Philadelphia Phillies</b><br>Veterans Stadium, Philadelphia, PA<br>Wed Sep 11 1985, 7:05 PM EDT<br>Att: 15,193 - Unknown |                                 |                              |                                 |                              |                                 |                                  |                                    |                                  |        |
| Vance Law, R (1, 4)<br>OBP: 0.356, SLG: 0.400        | 4-0<br>5-3<br>BB   |                                  | 0-0<br>P2                    |                                 | 0-0<br>P5                    |                                  | 0-0<br>BB<br>1B              |                                  |                              | 3 0 1 1 1 0 3                   |  |                                 |                              |                                 |                              |                                 |                                  |                                    |                                  |        |
| Andre Dawson, R (1, 9)<br>OBP: 0.296, SLG: 0.417     | 0-0<br>5-3<br>1-2  |                                  | 0-3<br>K<br>1-2<br>2-3       |                                 | 0-0<br>F9<br>1-2             |                                  | 4-0<br>BB<br>1B              |                                  |                              | 3 0 0 0 1 1 4                   |  |                                 |                              |                                 |                              |                                 |                                  |                                    |                                  |        |
| Hubie Brooks, R (1, 6)<br>OBP: 0.304, SLG: 0.396     | 0-3<br>K   |                                  | 0-0<br>F5                    |                                 | 0-0<br>3-1                   |                                  | 0-0<br>F9                    |                                  |                              | 4 0 0 0 0 1 6                   |  |                                 |                              |                                 |                              |                                 |                                  |                                    |                                  |        |
| Terry Francona, L (1, 3)<br>OBP: 0.311, SLG: 0.370   |  | 0-0<br>1-3                       |                              | 0-3<br>K                        |                              | 0-0<br>L3                        |                              | 0-0<br>G3                        |                              | 4 0 0 0 0 1 0                   |  |                                 |                              |                                 |                              |                                 |                                  |                                    |                                  |        |
| Tim Wallach, R (1, 5)<br>OBP: 0.308, SLG: 0.435      |  | 0-0<br>1B                        |                              | 0-0<br>BB<br>1B                 |                              | 0-0<br>5-3                       |                              | 0-0<br>F8                        |                              | 4 0 2 0 0 0 0                   |  |                                 |                              |                                 |                              |                                 |                                  |                                    |                                  |        |
| Mitch Webster, S (1, 8)<br>OBP: 0.304, SLG: 0.476    |  | 0-3<br>K                         |                              | 0-0<br>F8                       |                              | 0-0<br>F8                        |                              | 0-0<br>F9                        |                              | 4 0 0 0 0 1 2                   |  |                                 |                              |                                 |                              |                                 |                                  |                                    |                                  |        |
| Sal Butera, R (1, 2)<br>OBP: 0.298, SLG: 0.298       |  | 0-0<br>F8                        |                              | 4-0<br>BB                       |                              | 0-0<br>G3<br>1B<br>1B            |                              | 0-3<br>K                         | 1 0 0 0 1 0 1                |                                 |  |                                 |                              |                                 |                              |                                 |                                  |                                    |                                  |        |
| Herm Winningham, L (7, PH)<br>OBP: 0.302, SLG: 0.333 |  |                                  |                              | 1-2<br>BB                       |                              |                                  |                              | 0-3<br>K                         | 1 1 1 0 0 0 0                |                                 |  |                                 |                              |                                 |                              |                                 |                                  |                                    |                                  |        |
| Mike O'Berry, R (7, 2)<br>OBP: 0.333, SLG: 0.200     |  |                                  |                              |                                 |                              |                                  |                              | 0-3<br>K                         | 0 0 0 0 0 0 0                |                                 |  |                                 |                              |                                 |                              |                                 |                                  |                                    |                                  |        |
| U L Washington, S (9, PH)<br>OBP: 0.312, SLG: 0.366  |  |                                  |                              |                                 |                              |                                  |                              | 0-3<br>K                         | 1 0 0 0 0 1 0                |                                 |  |                                 |                              |                                 |                              |                                 |                                  |                                    |                                  |        |
| Bill Gullickson, R (1, 1)<br>OBP: 0.196, SLG: 0.268  |  |                                  | 0-0<br>PB<br>2B              |                                 | 0-0<br>L1                    |                                  | 0-0<br>G3                    |                                  | 0-3<br>K                     | 2 0 1 0 0 0 2                   |  |                                 |                              |                                 |                              |                                 |                                  |                                    |                                  |        |
| Doug Frobel, L (7, PH)<br>OBP: 0.318, SLG: 0.257     |  |                                  |                              |                                 |                              |                                  |                              |                                  |                              | 1 0 0 0 0 0 1                   |  |                                 |                              |                                 |                              |                                 |                                  |                                    |                                  |        |
| Gary Lucas, L (7, 1)                                 |  |                                  |                              |                                 |                              |                                  |                              |                                  |                              | 0 0 0 0 0 0 0                   |  |                                 |                              |                                 |                              |                                 |                                  |                                    |                                  |        |
| Scot Thompson, L (9, PH)<br>OBP: 0.263, SLG: 0.281   |  |                                  |                              |                                 |                              |                                  |                              |                                  |                              | 1 0 0 0 0 1 0                   |  |                                 |                              |                                 |                              |                                 |                                  |                                    |                                  |        |
| <b>Inning Stats</b>                                  | R: 0<br>E: 0<br>K: 2<br>S: 7   | H: 0<br>LOB: 1<br>BB: 1<br>P: 11 | R: 0<br>E: 0<br>K: 1<br>S: 6 | H: 1<br>LOB: 1<br>BB: 0<br>P: 6 | R: 0<br>E: 0<br>K: 1<br>S: 6 | H: 1<br>LOB: 2<br>BB: 1<br>P: 10 | R: 0<br>E: 0<br>K: 1<br>S: 6 | H: 1<br>LOB: 2<br>BB: 1<br>P: 10 | R: 0<br>E: 0<br>K: 0<br>S: 3 | H: 0<br>LOB: 0<br>BB: 0<br>P: 3 | R: 1<br>E: 0<br>K: 0<br>S: 5   | H: 2<br>LOB: 2<br>BB: 1<br>P: 9 | R: 0<br>E: 0<br>K: 0<br>S: 3 | H: 0<br>LOB: 0<br>BB: 0<br>P: 3 | R: 0<br>E: 0<br>K: 2<br>S: 7 | H: 0<br>LOB: 0<br>BB: 0<br>P: 7 | 1B: 4<br>2B: 1<br>3B: 0<br>HR: 0 | SF: 0<br>SAC: 0<br>DP: 0<br>HBP: 0 | WP: 0<br>PB: 1<br>SB: 1<br>CS: 0 | PA: 37 |
| <b>PITCHER</b><br>Kevin Gross, R (1, 1)<br>ERA: 3.06 | IP: 9.0<br>WLS: W<br>BF: 37<br>H: 5<br>R: 1<br>ER: 1<br>SO: 7<br>BB: 5<br>IBB: 0<br>HBP: 0<br>BLK: 0<br>WP: 0<br>HR: 0<br>S: 46<br>P: 66<br>ERA: 1.00<br>WHIP: 1.111 |                                  |                              |                                 |                              |                                  |                              |                                  |                              |                                 |  |                                 |                              |                                 |                              |                                 |                                  |                                    |                                  |        |

livebaseballscorecards.com

|            |    |
|------------|----|
| <b>AB</b>  | 32 |
| <b>R</b>   | 1  |
| <b>H</b>   | 5  |
| <b>RBI</b> | 1  |
| <b>BB</b>  | 5  |
| <b>SO</b>  | 7  |
| <b>LOB</b> | 20 |



| Batter  | 1             | 2             | 3                      | 4                    | 5              | 6                          | 7                         | 8             | 9 |
|---|---------------|---------------|------------------------|----------------------|----------------|----------------------------|---------------------------|---------------|---|
| <b>Jeff Stone, L</b> (1, 7)<br>OBP: 0.293, SLG: 0.327<br><b>Garry Maddox, R</b> (7, PH)<br>OBP: 0.286, SLG: 0.349<br>(8, 8) | 0-0<br><br>1B |               | 0-0<br><br>F8          |                      | 0-0<br><br>1-3 |                            | 0-0<br><br>F8<br>PB<br>2B |               |   |
| <b>Juan Samuel, R</b> (1, 4)<br>OBP: 0.303, SLG: 0.448  | 0-0<br><br>P4 |               | 0-0<br><br>1B<br>1B    |                      | 0-0<br><br>5-3 |                            | 0-0<br><br>F8<br>2-3      |               |   |
| <b>Von Hayes, L</b> (1, 8)<br>OBP: 0.349, SLG: 0.436<br>(8, 7)  | 0-3<br><br>K  |               | 0-0<br><br>1B          |                      | 0-0<br><br>L3  |                            | 0-0<br><br>5-3            |               |   |
| <b>Mike Schmidt, R</b> (1, 3)<br>OBP: 0.369, SLG: 0.527   |               | 0-0<br><br>P4 | 0-3<br><br>K           |                      |                | 0-0<br><br>HR              | 4-0<br><br>FC4<br>BB      |               |   |
| <b>Glenn Wilson, R</b> (1, 9)<br>OBP: 0.310, SLG: 0.424   |               | 0-3<br><br>K  |                        | 0-0<br><br>4-3<br>2B |                | 0-0<br><br>F8<br>5-3<br>1B | 0-0<br><br>FC4<br>1-2f    |               |   |
| <b>Rick Schu, R</b> (1, 5)<br>OBP: 0.329, SLG: 0.406  |               | 0-0<br><br>1B |                        | 0-0<br><br>4-3       |                | 0-0<br><br>5-3             |                           | 0-0<br><br>F8 |   |
| <b>Darren Daulton, L</b> (1, 2)<br>OBP: 0.278, SLG: 0.348   |               | 0-3<br><br>K  |                        | 0-0<br><br>F7        |                | 0-0<br><br>F8<br>2-3       |                           | 0-3<br><br>K  |   |
| <b>Tom Foley, L</b> (1, 6)<br>OBP: 0.266, SLG: 0.306  |               |               | 0-0<br><br>SH3-4<br>1B | 4-0<br><br>IBB       |                | 4-0<br><br>IBB             |                           | 0-3<br><br>K  |   |
| <b>Kevin Gross, R</b> (1, 1)<br>OBP: 0.190, SLG: 0.250  |               |               | 0-0<br><br>SH3-4       | 0-3<br><br>K         |                | 0-0<br><br>P4              |                           |               |   |

| AB | R | H | RBI | BB | SO | LOB |
|----|---|---|-----|----|----|-----|
| 3  | 0 | 1 | 0   | 0  | 0  | 1   |
| 1  | 1 | 1 | 0   | 0  | 0  | 0   |
| 4  | 1 | 1 | 1   | 0  | 0  | 1   |
| 4  | 0 | 1 | 1   | 0  | 1  | 0   |
| 3  | 1 | 1 | 1   | 1  | 1  | 1   |
| 4  | 0 | 2 | 0   | 0  | 1  | 1   |
| 4  | 0 | 1 | 0   | 0  | 0  | 2   |
| 4  | 0 | 0 | 0   | 0  | 2  | 3   |
| 2  | 1 | 1 | 0   | 2  | 1  | 0   |
| 2  | 0 | 0 | 0   | 0  | 1  | 4   |

| BOTTOM   |  |
|--|--|
| <b>Montreal Expos @ Philadelphia Phillies</b><br>Veterans Stadium, Philadelphia, PA<br>Wed Sep 11 1985, 7:05 PM EDT<br>Att. 15,193 - Unknown |  |
| <b>AB</b> 31<br><b>R</b> 4<br><b>H</b> 9<br><b>RBI</b> 3<br><b>BB</b> 3<br><b>SO</b> 7<br><b>LOB</b> 13                                      |  |


| Inning Stats |  | R: 0 | H: 1   | R: 0 | H: 1   | R: 2 | H: 3   | R: 0 | H: 0   | R: 1 | H: 2   | R: 1 | H: 1   | R: 0 | H: 0   |
|--------------|--|------|--------|------|--------|------|--------|------|--------|------|--------|------|--------|------|--------|
|              |  | E: 0 | LOB: 0 | E: 0 | LOB: 1 | E: 0 | LOB: 1 | E: 0 | LOB: 2 | E: 0 | LOB: 2 | E: 0 | LOB: 1 | E: 0 | LOB: 0 |
|              |  | K: 1 | BB: 0  | K: 2 | BB: 0  | K: 1 | BB: 0  | K: 1 | BB: 1  | K: 0 | BB: 1  | K: 0 | BB: 1  | K: 2 | BB: 0  |
|              |  | S: 5 | P: 5   | S: 8 | P: 8   | S: 8 | P: 8   | S: 6 | P: 10  | S: 5 | P: 9   | S: 4 | P: 8   | S: 7 | P: 7   |

| PITCHER                   |        | IP  | WLS | BF | H | R | ER | SO | BB | IBB | HBP | BLK | WP | HR | S  | P  | ERA  | WHIP  |
|---------------------------|--------|-----|-----|----|---|---|----|----|----|-----|-----|-----|----|----|----|----|------|-------|
| <b>Bill Gullickson, R</b> | (1, 1) | 6.0 | L   | 27 | 8 | 3 | 3  | 5  | 0  | 2   | 0   | 0   | 0  | 1  | 35 | 43 | 4.50 | 1.333 |
| <b>Gary Lucas, L</b>      | (7, 1) | 2.0 |     | 8  | 1 | 1 | 0  | 2  | 1  | 0   | 0   | 0   | 0  | 0  | 11 | 15 | 0.00 | 1.000 |

| WP | PA | 3B | DP | CS |
|----|----|----|----|----|
| 0  | 35 | 0  | 0  | 0  |



| Batter   | 1  | 2   | 3   | 4   | 5  | 6   | 7   | 8   | 9  | AB R H RBI BB SO LOB  | TOP   |  |         |   |
|--|--|---|---|---|--|---|---|---|--|---|---|--|---------|---|
| Mitch Webster, S<br>OBP: 0.307, SLG: 0.473<br>(1, 8)<br>(7, 7)   | 0-0<br>6-3   |   | 0-0<br>F2   |   | 0-0<br>WP<br>HR<br>1B  | 0-0<br>S<br>1B  |   | 0-0<br>P5   |  | 5 1 2 0 0 0 1   |   |  |         |   |
| Vance Law, R<br>OBP: 0.362, SLG: 0.403<br>(1, 4)<br>BB<br>BB<br>BB   | 4-0<br>1B<br>BB  |   | 4-0<br>BB   |   | 4-0<br>HR<br>BB  | 0-0<br>1B   |   | 0-0<br>BB<br>1B   |  | 2 2 2 1 3 0 0   |   |  |         |   |
| Andre Dawson, R<br>OBP: 0.295, SLG: 0.414<br>(1, 9)<br>BB<br>BB<br>BB  | 0-0<br>1-3<br>1B   |   | 0-0<br>F7   |   | 0-0<br>F6  |   | 0-0<br>6-3  |   | 0-0<br>F4  | 5 0 1 0 0 0 5   |   |  |         |   |
| Hubie Brooks, R<br>OBP: 0.307, SLG: 0.401<br>(1, 6)<br>BB<br>BB<br>BB  | 4-0<br>1B<br>BB  |   | 0-0<br>F9   |   | 0-0<br>HR  |   | 0-0<br>F9   |   | 4-0<br>1-2<br>BB   | 3 1 1 4 2 0 1   |   |  |         |   |
| Tim Wallach, R<br>OBP: 0.309, SLG: 0.434<br>(1, 5)<br>BB<br>BB<br>BB   | 0-0<br>1-2<br>3-H<br>1B  |   | 0-3<br>K  |   | 0-0<br>F8  |   | 0-0<br>FC5-4<br>1B  |   | 0-3<br>K   | 5 0 2 1 0 2 2   |   |  |         |   |
| Andres Galarraga, R<br>OBP: 0.200, SLG: 0.130<br>(1, 3)<br>BB<br>BB<br>BB  | 0-0<br>F8  |   | 0-0<br>1-3  |   | 0-0<br>F8  |   | 0-0<br>FC5-4<br>1-2f  |   | 0-0<br>F9  | 5 0 0 0 0 0 5   |   |  |         |   |
| Jim Wohlford, R<br>OBP: 0.289, SLG: 0.280<br>Herm Winningham, L<br>OBP: 0.304, SLG: 0.339<br>(1, 7)<br>(7, 8)  |  | 0-0<br>4-3  |   | 4-0<br>BB   |  | 0-0<br>6-3  |   | 0-0<br>S<br>2B  |  | 2 0 0 0 1 0 0<br>1 0 1 0 0 0 0  | AB 35<br>R 6<br>H 10<br>RBI 6<br>BB 7<br>SO 4<br>LOB 18                               |  |         |   |
| Sal Butera, R<br>OBP: 0.296, SLG: 0.295<br>(1, 2)<br>BB<br>BB<br>BB  |  | 0-0<br>5-3  |   | 0-0<br>F4   |  | 0-0<br>FC6-4<br>1B  |   | 0-0<br>F7   |  | 4 0 1 0 0 0 2   |   |  |         |   |
| Floyd Youmans, R<br>OBP: 0.125, SLG: 0.067<br>Fred Manrique, R<br>(6, PH)<br>Tim Burke, R<br>OBP: 0.125, SLG: 0.125<br>Scott Thompson, L<br>OBP: 0.261, SLG: 0.279<br>Jeff Reardon, R<br>OBP: 0.167, SLG: 0.167<br>(1, 1)<br>(6, 1)<br>(6, 1)<br>(8, PH)<br>(8, 1) |  | 0-3<br>K  |   | 4-0<br>WP<br>HR<br>1B<br>BB                                     |  | 0-0<br>FC6-4<br>1B  |   | 0-3<br>K<br>2-3   |  | 1 1 0 0 1 1 0<br>1 1 0 0 0 0 1<br>0 0 0 0 0 0 0<br>1 0 0 0 0 1 1<br>0 0 0 0 0 0 0 |  |  |         |   |
| Inning Stats   | R: 1<br>E: 0<br>K: 0<br>S: 4<br>H: 2<br>LOB: 2<br>BB: 2<br>P: 12 | R: 0<br>E: 0<br>K: 1<br>S: 5<br>H: 0<br>LOB: 0<br>BB: 0<br>P: 5 | R: 0<br>E: 0<br>K: 0<br>S: 3<br>H: 0<br>LOB: 1<br>BB: 1<br>P: 7 | R: 0<br>E: 0<br>K: 1<br>S: 5<br>H: 0<br>LOB: 1<br>BB: 1<br>P: 9 | R: 4<br>E: 0<br>K: 0<br>S: 5<br>H: 2<br>LOB: 0<br>BB: 2<br>P: 13 | R: 1<br>E: 0<br>K: 0<br>S: 5<br>H: 3<br>LOB: 2<br>BB: 0<br>P: 5 | R: 0<br>E: 0<br>K: 0<br>S: 4<br>H: 1<br>LOB: 1<br>BB: 0<br>P: 4 | R: 0<br>E: 0<br>K: 1<br>S: 6<br>H: 1<br>LOB: 1<br>BB: 0<br>P: 6 | R: 0<br>E: 0<br>K: 1<br>S: 6<br>H: 1<br>LOB: 2<br>BB: 1<br>P: 10 | 1B: 8<br>2B: 1<br>3B: 0<br>HR: 1<br>SF: 0<br>SAC: 0<br>DP: 0<br>HBP: 0            | WP: 1<br>PB: 0<br>SB: 2<br>CS: 0<br>PA: 42  |  |         |   |
| PITCHER  | IP WLS BF H R ER SO BB IBB HBP BLK WP HR S P ERA WHIP            |   |   |   |  |   |   |   |  |   |   |  | PITCHER | IP WLS BF H R ER SO BB IBB HBP BLK WP HR S P ERA WHIP |
| Shane Rawley, L<br>ERA: 2.87<br>(1, 1)   | 5.2 L 28 6 6 6 2 6 0 0 0 1 1 26 50 9.53 2.118                    |   |   |   |  |   |   |   |  |   |   |  |         |   |
| Rick Surhoff, R<br>ERA:<br>(6, 1)  | 0.1 1 1 0 0 0 0 0 0 0 0 0 0 1 1 0.00 3.000                       |   |   |   |  |   |   |   |  |   |   |  |         |   |
| Larry Andersen, R<br>ERA: 4.73<br>(7, 1)   | 1.0 4 1 0 0 0 0 0 0 0 0 0 0 4 4 0.00 1.000                       |   |   |   |  |   |   |   |  |   |   |  |         |   |
| Rocky Childress, R<br>ERA: 6.3<br>(8, 1)   | 1.0 4 1 0 0 1 0 0 0 0 0 0 0 6 6 0.00 1.000                       |   |   |   |  |   |   |   |  |   |   |  |         |   |
| Freddie Toliver, R<br>ERA: 1.69<br>(9, 1)  | 1.0 5 1 0 0 1 1 0 0 0 0 0 0 6 10 0.00 2.000                      |   |   |   |  |   |   |   |  |   |   |  |         |   |

**Montreal Expos @ Philadelphia Phillies**  
Veterans Stadium, Philadelphia, PA  
Thu Sep 12 1985, 7:05 PM EDT  
Att. 15,335 - Unknown

[livebaseballscorecards.com](http://livebaseballscorecards.com)

BOTTOM

Montreal Expos @ Philadelphia Phillies  
Veterans Stadium, Philadelphia, PA

|     |    |
|-----|----|
| AB  | 32 |
| R   | 3  |
| H   | 7  |
| RBI | 3  |
| BB  | 9  |
| SO  | 6  |
| LOB | 22 |



|     |   |     |    |
|-----|---|-----|----|
| WP: | 1 | PA: | 42 |
| PB: | 1 |     |    |
| SB: | 2 |     |    |
| CS: | 0 |     |    |

livebaseballscorecards.com

Thu Sep 12 1985, 7:05 PM EDT  
Att. 15,335 - Unknown

AB R H RBI BB SO LOB

4 0 1 0 1 2 4

5 0 0 0 0 1 4

5 1 1 0 0 1 3

3 1 0 0 2 0 1

4 1 2 1 1 0 0

3 0 0 1 2 1 2

4 0 1 0 0 1 4

2 0 2 1 2 0 0

|     |   |      |   |
|-----|---|------|---|
| 1B: | 6 | SF:  | 0 |
| 2B: | 1 | SAC: | 1 |
| 3B: | 0 | DP:  | 1 |
| HR: | 0 | HBP: | 0 |

|     |   |      |   |
|-----|---|------|---|
| 1B: | 6 | SF:  | 0 |
| 2B: | 1 | SAC: | 1 |
| 3B: | 0 | DP:  | 1 |
| HR: | 0 | HBP: | 0 |

| Batter  | 1         | 2          | 3                  | 4                            | 5                        | 6                     | 7                              | 8         | 9          |
|---|-----------|------------|--------------------|------------------------------|--------------------------|-----------------------|--------------------------------|-----------|------------|
| Jeff Stone, L (1, 7)<br>OBP: 0.296, SLG: 0.326  | 0-0<br>1B |            | 4-0<br>BB          | 0-3<br>K                     |                          | 0-3<br>K              |                                | 0-0<br>F7 |            |
| Juan Samuel, R (1, 4)<br>OBP: 0.301, SLG: 0.444   | 0-0<br>F9 |            | 0-0<br>F9          |                              | 0-0<br>F3                | 0-0<br>5-3            |                                | 0-3<br>K  |            |
| Von Hayes, L (1, 8)<br>OBP: 0.347, SLG: 0.434   | 0-3<br>K  |            | 0-0<br>F8          |                              | 0-0<br>S WP<br>3-1<br>1B |                       | 0-0<br>4-3                     | 0-0<br>F5 |            |
| Mike Schmidt, R (1, 3)<br>OBP: 0.369, SLG: 0.523  | 0-0<br>F9 |            |                    | 4-0<br>2B<br>BB              | 4-0<br>3-1<br>BB<br>BB   |                       | 0-0<br>F7                      |           | 0-0<br>5-3 |
| Glenn Wilson, R (1, 9)<br>OBP: 0.313, SLG: 0.426  |           | 0-0<br>6-3 |                    | 0-0<br>G4-6-3<br>1-H<br>2B   | 4-0<br>3-1<br>BB         |                       | 0-0<br>1B<br>BB<br>1B          |           | 0-0<br>L4  |
| Rick Schu, R (1, 5)<br>OBP: 0.330, SLG: 0.402   |           | 0-0<br>F9  |                    | 4-0<br>G4-6-3<br>BB          | 0-0<br>3-1               |                       | 4-0<br>1B<br>1B<br>BB          |           | 0-3<br>K   |
| Darren Daulton, L (1, 2)<br>OBP: 0.277, SLG: 0.342  |           | 0-3<br>K   |                    | 0-0<br>G4-6-3<br>1-2f<br>2-3 | 0-0<br>4-3               |                       | 0-0<br>1B<br>1B                |           |            |
| Tom Foley, L (1, 6)<br>OBP: 0.281, SLG: 0.314   |           |            | 0-0<br>SH3-4<br>1B | 4-0<br>BB<br>IBB             |                          | 4-0<br>F9<br>PB<br>BB | 0-0<br>1-2<br>2-3<br>3-H<br>1B |           |            |
| Shane Rawley, R (1, 1)<br>Rick Surhoff, R (6, 1)<br>Derrel Thomas, S (6, PH)<br>Larry Andersen, R (7, 1)<br>Tim Corcoran, L (7, PH)<br>Rocky Childress, R (8, 1)<br>Freddie Toliver, R (9, 1) |           |            | 0-0<br>SH3-4       | 4-0<br>BB                    |                          | 0-0<br>F9             | 0-0<br>L6                      |           |            |

| Inning Stats | R: 0 | H: 1 | E: 0 | LOB: 1 | K: 1 | P: 6 | R: 0 | H: 0 | E: 0 | LOB: 0 | K: 1 | P: 5 | R: 0 | H: 1 | E: 0 | LOB: 2 | K: 0 | P: 8 | R: 1 | H: 1 | E: 0 | LOB: 3 | K: 1 | P: 21 | R: 1 | H: 1 | E: 0 | LOB: 2 | K: 0 | P: 12 | R: 0 | H: 0 | E: 0 | LOB: 1 | K: 1 | P: 9 | R: 1 | H: 3 | E: 0 | LOB: 3 | K: 0 | P: 10 | R: 0 | H: 0 | E: 0 | LOB: 0 | K: 1 | P: 5 | R: 0 | H: 0 | E: 0 | LOB: 0 | K: 1 | P: 5 |
|--------------|------|------|------|--------|------|------|------|------|------|--------|------|------|------|------|------|--------|------|------|------|------|------|--------|------|-------|------|------|------|--------|------|-------|------|------|------|--------|------|------|------|------|------|--------|------|-------|------|------|------|--------|------|------|------|------|------|--------|------|------|
|--------------|------|------|------|--------|------|------|------|------|------|--------|------|------|------|------|------|--------|------|------|------|------|------|--------|------|-------|------|------|------|--------|------|-------|------|------|------|--------|------|------|------|------|------|--------|------|-------|------|------|------|--------|------|------|------|------|------|--------|------|------|

| PITCHER                              | IP  | WLS | BF | H | R | ER | SO | BB | IBB | HBP | BLK | WP | HR | S  | P  | ERA  | WHIP  |
|--------------------------------------|-----|-----|----|---|---|----|----|----|-----|-----|-----|----|----|----|----|------|-------|
| Floyd Youmans, R (1, 1)<br>ERA: 2.38 | 5.0 | W   | 25 | 4 | 2 | 2  | 3  | 6  | 1   | 0   | 0   | 1  | 0  | 24 | 52 | 3.60 | 2.000 |
| Tim Burke, R (6, 1)<br>ERA: 2.07     | 2.0 |     | 11 | 3 | 1 | 1  | 1  | 2  | 0   | 0   | 0   | 0  | 0  | 11 | 19 | 4.50 | 2.500 |
| Jeff Reardon, R (8, 1)<br>ERA: 3.0   | 2.0 | S   | 6  | 0 | 0 | 0  | 2  | 0  | 0   | 0   | 0   | 0  | 0  | 10 | 10 | 0.00 | 0.000 |



| Batter  | 1                            | 2                               | 3                            | 4                               | 5                            | 6                               | 7                            | 8                               | 9                            | AB                              | R                             | H                                | RBI                          | BB                              | SO                           | LOB                             | TOP                              |                                    |                                  |        |  |  |  |  |  |
|---|------------------------------|---------------------------------|------------------------------|---------------------------------|------------------------------|---------------------------------|------------------------------|---------------------------------|------------------------------|---------------------------------|-------------------------------|----------------------------------|------------------------------|---------------------------------|------------------------------|---------------------------------|----------------------------------|------------------------------------|----------------------------------|--------|--|--|--|--|--|
| <b>Jeff Stone, L</b> (1, 7)<br><small>OBP: 0.292, SLG: 0.321</small><br><b>Garry Maddox, R</b> (7, PH)<br><small>OBP: 0.290, SLG: 0.353</small> (7, 8)                          | 0-3<br>K                     |                                 | 0-3<br>K                     |                                 |                              | 0-3<br>K                        | 0-0<br>1-3<br>2-H<br>1B      |                                 |                              | 3                               | 0                             | 0                                | 0                            | 0                               | 3                            | 0                               |                                  |                                    |                                  |        |  |  |  |  |  |
| <b>Juan Samuel, R</b> (1, 4)<br><small>OBP: 0.299, SLG: 0.441</small>   | 0-0<br>F7                    |                                 |                              | 0-0<br>L4                       |                              | 0-0<br>F7                       | 0-0<br>F7                    |                                 |                              | 4                               | 0                             | 0                                | 0                            | 0                               | 0                            | 1                               |                                  |                                    |                                  |        |  |  |  |  |  |
| <b>Von Hayes, L</b> (1, 8)<br><small>OBP: 0.347, SLG: 0.432</small> (7, 7)  | 0-0<br>4-3                   |                                 |                              | 0-3<br>K                        |                              |                                 | 0-0<br>E<br>1B<br>1B         | 0-0<br>4-3                      |                              | 4                               | 1                             | 1                                | 0                            | 0                               | 1                            | 0                               |                                  |                                    |                                  |        |  |  |  |  |  |
| <b>Mike Schmidt, R</b> (1, 3)<br><small>OBP: 0.370, SLG: 0.522</small>  |                              | 0-0<br>5-3                      |                              | 4-0<br>BB                       |                              |                                 | 0-0<br>E7<br>1B<br>1B        | 0-3<br>K                        |                              | 3                               | 1                             | 1                                | 0                            | 1                               | 1                            | 0                               |                                  |                                    |                                  |        |  |  |  |  |  |
| <b>Glenn Wilson, R</b> (1, 9)<br><small>OBP: 0.312, SLG: 0.425</small>  |                              | 0-3<br>K                        |                              | 0-0<br>F8                       |                              |                                 | 0-0<br>S<br>1B<br>1B         | 0-0<br>5-3                      |                              | 4                               | 1                             | 1                                | 2                            | 0                               | 1                            | 1                               |                                  |                                    |                                  |        |  |  |  |  |  |
| <b>Ozzie Virgil, R</b> (1, 2)<br><small>OBP: 0.342, SLG: 0.457</small>  |                              | 4-0<br>FC4-6<br>BB              |                              |                                 | 0-0<br>6-3                   |                                 | 0-0<br>E<br>1B<br>FC<br>1B   |                                 | 0-0<br>1B<br>G1-6-3<br>1B    | 3                               | 2                             | 2                                | 1                            | 1                               | 0                            | 0                               |                                  |                                    |                                  |        |  |  |  |  |  |
| <b>Tom Foley, L</b> (1, 6)<br><small>OBP: 0.285, SLG: 0.318</small>   |                              | 0-0<br>FC4-6                    |                              |                                 | 0-0<br>6-3                   |                                 | 0-0<br>E9<br>FC<br>1B<br>1B  |                                 | 0-0<br>G1-6-3<br>1B          | 4                               | 1                             | 2                                | 0                            | 0                               | 0                            | 1                               |                                  |                                    |                                  |        |  |  |  |  |  |
| <b>Rick Schu, R</b> (1, 5)<br><small>OBP: 0.326, SLG: 0.397</small>   |                              |                                 | 0-0<br>F9                    |                                 | 0-3<br>K                     |                                 | 0-3<br>K                     |                                 | 0-0<br>G1-6-3                | 4                               | 0                             | 0                                | 0                            | 0                               | 2                            | 3                               |                                  |                                    |                                  |        |  |  |  |  |  |
| <b>John Denny, R</b> (1, 1)<br><small>OBP: 0.175, SLG: 0.145</small><br><b>Don Carman, L</b> (9, 1)<br><b>Kent Tekulve, R</b> (9, 1)  |                              |                                 | 0-0<br>5-3                   |                                 |                              | 0-0<br>5-3                      | 0-0<br>FC<br>1B              |                                 | 0-0<br>F9                    | 4                               | 0                             | 0                                | 1                            | 0                               | 0                            | 1                               |                                  |                                    |                                  |        |  |  |  |  |  |
| <b>Inning Stats</b>   | R: 0<br>E: 0<br>K: 1<br>S: 5 | H: 0<br>LOB: 0<br>BB: 0<br>P: 5 | R: 0<br>E: 0<br>K: 1<br>S: 5 | H: 0<br>LOB: 1<br>BB: 1<br>P: 9 | R: 0<br>E: 0<br>K: 1<br>S: 5 | H: 0<br>LOB: 0<br>BB: 0<br>P: 5 | R: 0<br>E: 0<br>K: 1<br>S: 5 | H: 0<br>LOB: 1<br>BB: 1<br>P: 9 | R: 0<br>E: 0<br>K: 1<br>S: 5 | H: 0<br>LOB: 0<br>BB: 0<br>P: 5 | R: 5<br>E: 2<br>K: 1<br>S: 11 | H: 6<br>LOB: 1<br>BB: 0<br>P: 11 | R: 0<br>E: 0<br>K: 1<br>S: 5 | H: 0<br>LOB: 0<br>BB: 0<br>P: 5 | R: 1<br>E: 0<br>K: 0<br>S: 4 | H: 2<br>LOB: 0<br>BB: 0<br>P: 4 | 1B: 8<br>2B: 0<br>3B: 0<br>HR: 0 | SF: 0<br>SAC: 0<br>DP: 1<br>HBP: 0 | WP: 0<br>PB: 0<br>SB: 1<br>CS: 0 | PA: 36 |  |  |  |  |  |
| <b>PITCHER</b>  | IP                           | WLS                             | BF                           | H                               | R                            | ER                              | SO                           | BB                              | IBB                          | HBP                             | BLK                           | WP                               | HR                           | S                               | P                            | ERA                             | WHIP                             |                                    |                                  |        |  |  |  |  |  |
| <b>Bob Walk, R</b> (1, 1)<br><small>ERA: 3.89</small><br><b>Pat Clements, L</b> (7, 1)<br><small>ERA: 3.01</small><br><b>Ray Krawczyk, R</b> (9, 1)<br><small>ERA: 16.2</small> | 6.1                          | L                               | 27                           | 5                               | 5                            | 5                               | 7                            | 2                               | 0                            | 0                               | 0                             | 0                                | 0                            | 39                              | 47                           | 7.11                            | 1.105                            |                                    |                                  |        |  |  |  |  |  |
|   | 1.2                          |                                 | 5                            | 1                               | 0                            | 0                               | 1                            | 0                               | 0                            | 0                               | 0                             | 0                                | 0                            | 7                               | 7                            | 0.00                            | 0.600                            |                                    |                                  |        |  |  |  |  |  |
|   | 1.0                          |                                 | 4                            | 2                               | 1                            | 1                               | 0                            | 0                               | 0                            | 0                               | 0                             | 0                                | 0                            | 4                               | 4                            | 9.00                            | 2.000                            |                                    |                                  |        |  |  |  |  |  |

Philadelphia Phillies @ Pittsburgh Pirates  
 Three Rivers Stadium, Pittsburgh, PA  
 Fri Sep 13 1985, 7:05 PM EDT  
 Att. 4,429 - Unknown

[livebaseballscorecards.com](http://livebaseballscorecards.com)

|            |    |
|------------|----|
| <b>AB</b>  | 34 |
| <b>R</b>   | 6  |
| <b>H</b>   | 8  |
| <b>RBI</b> | 5  |
| <b>BB</b>  | 2  |
| <b>SO</b>  | 8  |
| <b>LOB</b> | 7  |



**BOTTOM**

**Philadelphia Phillies @ Pittsburgh Pirates**  
**Three Rivers Stadium, Pittsburgh, PA**

Fri Sep 13 1985, 7:05 PM EDT  
 Att. 4,429 - Unknown

livebaseballscorecards.com

|            |           |
|------------|-----------|
| <b>AB</b>  | <b>34</b> |
| <b>R</b>   | <b>3</b>  |
| <b>H</b>   | <b>9</b>  |
| <b>RBI</b> | <b>3</b>  |
| <b>BB</b>  | <b>6</b>  |
| <b>SO</b>  | <b>6</b>  |
| <b>LOB</b> | <b>22</b> |



|       |        |
|-------|--------|
| WP: 0 | PA: 41 |
| PB: 0 |        |
| SB: 1 |        |
| CS: 0 |        |

AB R H RBI BB SO LOB

|   |   |   |   |   |   |   |
|---|---|---|---|---|---|---|
| 5 | 0 | 2 | 0 | 0 | 0 | 1 |
| 5 | 1 | 2 | 0 | 0 | 0 | 1 |
| 4 | 0 | 1 | 0 | 1 | 0 | 5 |
| 2 | 0 | 0 | 1 | 3 | 0 | 2 |
| 0 | 0 | 0 | 0 | 0 | 0 | 0 |
| 5 | 1 | 2 | 1 | 0 | 2 | 3 |
| 4 | 0 | 0 | 0 | 0 | 0 | 4 |
| 2 | 0 | 1 | 0 | 2 | 1 | 0 |
| 4 | 0 | 0 | 1 | 0 | 1 | 4 |
| 2 | 0 | 0 | 0 | 0 | 2 | 2 |
| 0 | 0 | 0 | 0 | 0 | 0 | 0 |
| 0 | 0 | 0 | 0 | 0 | 0 | 0 |
| 1 | 1 | 1 | 0 | 0 | 0 | 0 |

|       |        |
|-------|--------|
| 1B: 9 | SF: 0  |
| 2B: 0 | SAC: 1 |
| 3B: 0 | DP: 1  |
| HR: 0 | HBP: 0 |

| Batter  | 1            | 2       | 3                 | 4                                    | 5                                | 6                | 7                  | 8       | 9                     |
|---|--------------|---------|-------------------|--------------------------------------|----------------------------------|------------------|--------------------|---------|-----------------------|
| Joe Orsulak, L (1, 8)<br>OBP: 0.321, SLG: 0.334   | 0-0 F9<br>1B |         | 0-0 FC4-6<br>1B   |                                      | 0-0 F8<br>1B                     | 0-0 3-1          |                    |         | 0-0 BB<br>1B          |
| R.J. Reynolds, S (1, 7)<br>OBP: 0.321, SLG: 0.385   | 0-0 G3       |         | 0-0 FC4-6<br>1-2f |                                      | 0-0 S<br>1B                      |                  |                    |         | 0-0 BB<br>1B          |
| Johnny Ray, S (1, 4)<br>OBP: 0.302, SLG: 0.355  | 0-0 1B       |         | 0-0 4-3           |                                      | 0-0 F5<br>1-2                    |                  | 4-0 G4-6-3<br>BB   |         | 0-0 F9                |
| Sid Bream, L (1, 3)<br>OBP: 0.254, SLG: 0.300<br>Bill Almon, R (9, PR)<br>OBP: 0.336, SLG: 0.411                          | 0-0 F7       |         |                   | 4-0 FC1-5<br>BB                      | 4-0 1B                           |                  | 0-0 G4-6-3<br>1-2f |         | 4-0 BB<br>1-2 2-3 3-H |
| Mike Brown, R (1, 9)<br>OBP: 0.338, SLG: 0.462  |              | 0-3 K   |                   | 0-0 1B<br>FC1-5<br>1-2 FC5-4<br>1B   | 0-0 1B<br>FC4-6<br>1-2 2-H<br>1B |                  |                    | 0-0 6-3 | 0-3 K                 |
| Tony Peña, R (1, 2)<br>OBP: 0.280, SLG: 0.344   |              | 0-0 4-3 |                   | 0-0 FC1-5<br>FC5-4<br>1-2 2-3f<br>1B | 0-0 FC4-6<br>1-2f                |                  |                    | 0-0 F9  |                       |
| Denny Gonzalez, R (1, 5)<br>OBP: 0.296, SLG: 0.404  |              | 4-0 BB  |                   | 0-0 FC5-4<br>1-2 2-3<br>1B           |                                  | 4-0 SH1-4<br>BB  |                    | 0-3 K   |                       |
| Sam Khalifa, R (1, 6)<br>OBP: 0.279, SLG: 0.316   |              | 0-3 K   |                   | 0-0 FC5-4<br>1-2f 2-3 3-H            |                                  | 0-0 F8           |                    | 0-0 6-3 |                       |
| Bob Walk, R (1, 1)<br>Pat Clements, R (7, 1)<br>Ray Krawczyk, R (9, 1)<br>Steve Kemp, L (9, PH)<br>OBP: 0.317, SLG: 0.345 |              | 0-3 K   | 0-3 K             | 0-3 K                                | 0-3 K                            | 0-0 SH1-4<br>1-2 |                    |         | 0-0 BB<br>1B          |

| Inning Stats | R: 0 | H: 1 | E: 0 | K: 0 | S: 4 | LOB: 1 | BB: 1 | P: 4 |
|--------------|------|------|------|------|------|--------|-------|------|
|              | 0    | 0    | 0    | 2    | 7    | 1      | 1     | 11   |
|              | 0    | 0    | 0    | 1    | 7    | 0      | 0     | 6    |
|              | 1    | 2    | 0    | 1    | 7    | 2      | 1     | 11   |
|              | 1    | 2    | 0    | 5    | 5    | 2      | 1     | 9    |
|              | 0    | 0    | 0    | 3    | 2    | 0      | 1     | 7    |
|              | 0    | 0    | 0    | 6    | 5    | 0      | 1     | 6    |
|              | 0    | 0    | 0    | 5    | 5    | 0      | 0     | 5    |
|              | 1    | 3    | 0    | 8    | 8    | 3      | 12    |      |

| PITCHER                             | IP  | WLS | BF | H | R | ER | SO | BB | IBB | HBP | BLK | WP | HR | S  | P  | ERA  | WHIP  |
|-------------------------------------|-----|-----|----|---|---|----|----|----|-----|-----|-----|----|----|----|----|------|-------|
| John Denny, R (1, 1)<br>ERA: 3.48   | 8.1 | W   | 38 | 9 | 3 | 3  | 5  | 5  | 0   | 0   | 0   | 0  | 0  | 43 | 63 | 3.24 | 1.680 |
| Don Carman, L (9, 1)<br>ERA: 2.2    | 0.1 |     | 2  | 0 | 0 | 0  | 0  | 1  | 0   | 0   | 0   | 0  | 0  | 1  | 5  | 0.00 | 3.000 |
| Kent Tekulve, R (9, 1)<br>ERA: 3.69 | 0.1 | S   | 1  | 0 | 0 | 0  | 1  | 0  | 0   | 0   | 0   | 0  | 0  | 3  | 3  | 0.00 | 0.000 |



| Batter   | 1   | 2                               | 3                            | 4                               | 5                            | 6                                | 7                            | 8                                | 9                            | AB R H RBI BB SO LOB            | TOP                          |                                 |                              |                                 |                              |                                 |                                  |                                    |                                  |        |
|--|---|---------------------------------|------------------------------|---------------------------------|------------------------------|----------------------------------|------------------------------|----------------------------------|------------------------------|---------------------------------|------------------------------|---------------------------------|------------------------------|---------------------------------|------------------------------|---------------------------------|----------------------------------|------------------------------------|----------------------------------|--------|
| Derrel Thomas, S (1, 7)<br>OBP: 0.295, SLG: 0.400  | 0-0<br>E7<br>1B<br>2B                                 |                                 | 0-0<br>F9                    |                                 | 0-0<br>G3                    |                                  | 0-3<br>K                     |                                  |                              | 4 1 1 0 0 1 2                   |                              |                                 |                              |                                 |                              |                                 |                                  |                                    |                                  |        |
| Juan Samuel, R (1, 4)<br>OBP: 0.299, SLG: 0.439    | 0-0<br>E5<br>1B<br>1B                                 |                                 | 0-3<br>K                     |                                 | 0-3<br>K                     |                                  |                              | 1-0<br>8-6-4<br>HBP              |                              | 3 1 0 0 0 2 2                   |                              |                                 |                              |                                 |                              |                                 |                                  |                                    |                                  |        |
| Von Hayes, L (1, 8)<br>OBP: 0.348, SLG: 0.432      | 0-0<br>K<br>1B<br>1-3<br>3-H<br>1B                    |                                 | 4-0<br>FC6-4<br>1-2<br>BB    |                                 | 0-0<br>4-3                   |                                  |                              | 0-0<br>8-6-4<br>1-2f             |                              | 3 0 1 1 1 0 1                   |                              |                                 |                              |                                 |                              |                                 |                                  |                                    |                                  |        |
| Mike Schmidt, R (1, 3)<br>OBP: 0.369, SLG: 0.520   | 0-0<br>K<br>1-2<br>3-H<br>1B                          |                                 | 0-0<br>FC6-4<br>1-2f         |                                 |                              | 0-3<br>K                         |                              | 0-3<br>K                         |                              | 4 0 1 1 0 2 2                   |                              |                                 |                              |                                 |                              |                                 |                                  |                                    |                                  |        |
| Glenn Wilson, R (1, 9)<br>OBP: 0.312, SLG: 0.426   | 0-3<br>K<br>1-2<br>2-3                                |                                 |                              | 0-0<br>F8                       |                              | 0-0<br>F3                        |                              |                                  | 0-0<br>2B                    | 4 0 1 0 0 1 2                   |                              |                                 |                              |                                 |                              |                                 |                                  |                                    |                                  |        |
| Darren Daulton, L (1, 2)<br>OBP: 0.287, SLG: 0.333 |   | 0-0<br>4-3                      |                              | 4-0<br>E<br>S<br>1B<br>BB       |                              | 0-0<br>G3                        |                              |                                  | 4-0<br>BB                    | 2 1 0 0 2 0 0                   |                              |                                 |                              |                                 |                              |                                 |                                  |                                    |                                  |        |
| Tom Foley, L (1, 6)<br>OBP: 0.284, SLG: 0.316      |   |                                 | 0-0<br>F7                    |                                 | 0-3<br>K<br>1-3              |                                  | 0-0<br>1B                    |                                  | 0-0<br>F9                    | 4 0 1 0 0 1 3                   |                              |                                 |                              |                                 |                              |                                 |                                  |                                    |                                  |        |
| Rick Schu, R (1, 5)<br>OBP: 0.325, SLG: 0.395      |   |                                 | 0-0<br>F2                    |                                 | 0-0<br>FC6<br>1B<br>3-H      |                                  | 0-0<br>F9                    |                                  | 0-0<br>F6                    | 4 0 1 1 0 0 3                   |                              |                                 |                              |                                 |                              |                                 |                                  |                                    |                                  |        |
| Steve Carlton, L (1, 1)<br>OBP: 0.200, SLG: 0.214  |   |                                 | 0-0<br>BB                    |                                 | 0-0<br>FC6<br>1-2f           |                                  | 0-3<br>K                     |                                  | 0-0<br>6-3                   | 2 0 1 0 0 0 1                   |                              |                                 |                              |                                 |                              |                                 |                                  |                                    |                                  |        |
| Larry Andersen, R (6, 1)                           |   |                                 |                              |                                 |                              |                                  |                              |                                  |                              | 0 0 0 0 0 0 0                   |                              |                                 |                              |                                 |                              |                                 |                                  |                                    |                                  |        |
| Jeff Stone, L (7, PH)<br>OBP: 0.291, SLG: 0.320    |   |                                 |                              |                                 |                              |                                  |                              |                                  |                              | 1 0 0 0 0 1 1                   |                              |                                 |                              |                                 |                              |                                 |                                  |                                    |                                  |        |
| Freddie Toliver, R (7, 1)                          |   |                                 |                              |                                 |                              |                                  |                              |                                  |                              | 0 0 0 0 0 0 0                   |                              |                                 |                              |                                 |                              |                                 |                                  |                                    |                                  |        |
| Tim Corcoran, L (9, PH)<br>OBP: 0.298, SLG: 0.250  |   |                                 |                              |                                 |                              |                                  |                              |                                  |                              | 1 0 0 0 0 0 2                   |                              |                                 |                              |                                 |                              |                                 |                                  |                                    |                                  |        |
| <b>Inning Stats</b>                                | R: 2<br>E: 2<br>K: 1<br>S: 7                          | H: 3<br>LOB: 2<br>BB: 0<br>P: 7 | R: 0<br>E: 0<br>K: 0<br>S: 3 | H: 0<br>LOB: 0<br>BB: 0<br>P: 3 | R: 0<br>E: 0<br>K: 1<br>S: 6 | H: 1<br>LOB: 2<br>BB: 1<br>P: 10 | R: 1<br>E: 1<br>K: 1<br>S: 6 | H: 1<br>LOB: 1<br>BB: 1<br>P: 10 | R: 0<br>E: 0<br>K: 1<br>S: 5 | H: 0<br>LOB: 0<br>BB: 0<br>P: 5 | R: 0<br>E: 0<br>K: 2<br>S: 8 | H: 1<br>LOB: 1<br>BB: 0<br>P: 8 | R: 0<br>E: 0<br>K: 1<br>S: 4 | H: 0<br>LOB: 0<br>BB: 0<br>P: 5 | R: 0<br>E: 0<br>K: 0<br>S: 4 | H: 1<br>LOB: 2<br>BB: 1<br>P: 8 | 1B: 5<br>2B: 3<br>3B: 0<br>HR: 0 | SF: 0<br>SAC: 0<br>DP: 1<br>HBP: 1 | WP: 0<br>PB: 0<br>SB: 1<br>CS: 0 | PA: 36 |
| <b>PITCHER</b>                                     | IP WLS BF H R ER SO BB IBB HBP BLK WP HR S P ERA WHIP |                                 |                              |                                 |                              |                                  |                              |                                  |                              |                                 |                              |                                 |                              |                                 |                              |                                 |                                  |                                    |                                  |        |
| Lee Tunnell, R (1, 1)<br>ERA: 3.9                  | 6.0 W 25 6 3 2 5 2 0 0 0 0 0 0 33 41 3.00 1.333       |                                 |                              |                                 |                              |                                  |                              |                                  |                              |                                 |                              |                                 |                              |                                 |                              |                                 |                                  |                                    |                                  |        |
| Cecilio Guante, R (7, 1)<br>ERA: 2.55              | 3.0 S 11 1 0 0 3 1 0 1 0 0 0 0 15 20 0.00 0.667       |                                 |                              |                                 |                              |                                  |                              |                                  |                              |                                 |                              |                                 |                              |                                 |                              |                                 |                                  |                                    |                                  |        |

Philadelphia Phillies @ Pittsburgh Pirates  
 Three Rivers Stadium, Pittsburgh, PA  
 Sat Sep 14 1985, 7:05 PM EDT  
 Att. 5,549 - Unknown

livebaseballscorecards.com

|     |    |
|-----|----|
| AB  | 32 |
| R   | 3  |
| H   | 7  |
| RBI | 3  |
| BB  | 3  |
| SO  | 8  |
| LOB | 19 |



| Batter  | 1   | 2                    | 3                | 4   | 5                 | 6                    | 7                | 8                     | 9 | AB | R | H | RBI | BB | SO | LOB |
|---|---|----------------------|------------------|---|-------------------|----------------------|------------------|-----------------------|---|----|---|---|-----|----|----|-----|
| <b>Bill Almon, R</b> (1, 3)<br><small>OBP: 0.335, SLG: 0.412</small><br><b>Sid Bream, L</b> (8, 3)<br><small>OBP: 0.254, SLG: 0.300</small>       | 0-0<br><br><b>HR</b><br><b>2B</b>                   | 0-0<br><b>F9</b>     |                  |   | 0-0<br><b>F8</b>  |                      | 0-3<br><b>K</b>  |                       |   | 4  | 1 | 1 | 0   | 0  | 1  | 1   |
| <b>R.J. Reynolds, S</b> (1, 8)<br><small>OBP: 0.320, SLG: 0.381</small>   | 4-0<br><br><b>BB</b>                                |                      | 0-3<br><b>K</b>  |   | 0-0<br><b>6-3</b> |                      | 0-0<br><b>F7</b> |                       |   | 3  | 0 | 0 | 0   | 1  | 1  | 0   |
| <b>Johnny Ray, S</b> (1, 4)<br><small>OBP: 0.304, SLG: 0.355</small>  | 0-0<br><b>G6-4-3</b><br><small>1-2f<br/>2-3</small> |                      | 0-0<br><b>F7</b> |   |                   | 4-0<br><br><b>BB</b> |                  | 0-0<br><br><b>1B</b>  |   | 3  | 0 | 1 | 0   | 1  | 0  | 2   |
| <b>Mike Brown, R</b> (1, 9)<br><small>OBP: 0.340, SLG: 0.472</small>  | 0-0<br><br><b>HR</b>                                |                      | 0-3<br><b>K</b>  |   |                   | 4-0<br><br><b>3B</b> |                  | 0-3<br><b>K</b>       |   | 3  | 2 | 1 | 2   | 1  | 2  | 1   |
| <b>Jim Morrison, R</b> (1, 5)<br><small>OBP: 0.279, SLG: 0.325</small><br><b>Joe Orsulak, L</b> (6, PH)<br><small>OBP: 0.322, SLG: 0.333</small>  | 0-0<br><b>F7</b>                                    |                      |                  | 0-0<br><b>5-3</b>                         |                   | 0-0<br><br><b>3B</b> |                  | 4-0<br><br><b>IBB</b> |   | 2  | 0 | 0 | 0   | 0  | 0  | 0   |
| <b>Tony Peña, R</b> (1, 2)<br><small>OBP: 0.283, SLG: 0.354</small>   |   | 0-0<br><br><b>2B</b> |                  | 0-0<br><br><b>1B</b>                      |                   | 0-0<br><br><b>3B</b> |                  | 0-0<br><b>P4</b>      |   | 4  | 2 | 3 | 2   | 0  | 0  | 2   |
| <b>Denny Gonzalez, R</b> (1, 7)<br><small>OBP: 0.314, SLG: 0.407</small>  |   | 0-0<br><b>F8</b>     |                  | 4-0<br><br><b>BB</b>                      |                   | 0-0<br><br><b>1B</b> |                  | 4-0<br><br><b>BB</b>  |   | 2  | 0 | 1 | 1   | 2  | 0  | 1   |
| <b>Sam Khalifa, R</b> (1, 6)<br><small>OBP: 0.279, SLG: 0.319</small>   |   | 0-0<br><br><b>2B</b> |                  | 0-0<br><b>G4-3</b><br><small>1-2f</small> |                   | 0-0<br><b>5-3</b>    |                  | 0-3<br><b>K</b>       |   | 4  | 0 | 1 | 1   | 0  | 1  | 5   |
| <b>Lee Tunnell, R</b> (1, 1)<br><small>OBP: 0.119, SLG: 0.150</small><br><b>Cecilio Guante, R</b> (7, 1)<br><small>OBP: 0.067, SLG: 0.067</small> |   | 0-3<br><b>K</b>      |                  |   | 0-3<br><b>K</b>   |                      | 0-3<br><b>K</b>  |                       |   | 2  | 0 | 0 | 0   | 0  | 2  | 1   |
|   |   |                      |                  |   |                   |                      |                  |                       |   | 1  | 0 | 0 | 0   | 0  | 1  | 0   |

| Inning Stats | R: 2 | H: 2 | E: 0 | K: 0 | S: 4 | LOB: 0 | BB: 1 | P: 8 | R: 1 | H: 2 | E: 0 | K: 1 | S: 7 | LOB: 1 | BB: 0 | P: 7 | R: 0 | H: 0 | E: 0 | K: 2 | S: 7 | LOB: 0 | BB: 0 | P: 7 | R: 0 | H: 1 | E: 0 | K: 0 | S: 3 | LOB: 1 | BB: 1 | P: 7 | R: 0 | H: 0 | E: 0 | K: 1 | S: 5 | LOB: 0 | BB: 0 | P: 5 | R: 3 | H: 2 | E: 0 | K: 0 | S: 4 | LOB: 0 | BB: 2 | P: 12 | R: 0 | H: 0 | E: 0 | K: 2 | S: 7 | LOB: 0 | BB: 0 | P: 7 | R: 0 | H: 1 | E: 0 | K: 2 | S: 8 | LOB: 3 | BB: 2 | P: 16 |
|--------------|------|------|------|------|------|--------|-------|------|------|------|------|------|------|--------|-------|------|------|------|------|------|------|--------|-------|------|------|------|------|------|------|--------|-------|------|------|------|------|------|------|--------|-------|------|------|------|------|------|------|--------|-------|-------|------|------|------|------|------|--------|-------|------|------|------|------|------|------|--------|-------|-------|
|--------------|------|------|------|------|------|--------|-------|------|------|------|------|------|------|--------|-------|------|------|------|------|------|------|--------|-------|------|------|------|------|------|------|--------|-------|------|------|------|------|------|------|--------|-------|------|------|------|------|------|------|--------|-------|-------|------|------|------|------|------|--------|-------|------|------|------|------|------|------|--------|-------|-------|

| PITCHER                   |     |    |    |   |    |    |    |     |     |     |    |    |    |    |      |       | 1B: 3 | SF: 0  | WP: 0 | PA: 35 |
|---------------------------|-----|----|----|---|----|----|----|-----|-----|-----|----|----|----|----|------|-------|-------|--------|-------|--------|
| IP                        | WLS | BF | H  | R | ER | SO | BB | IBB | HBP | BLK | WP | HR | S  | P  | ERA  | WHIP  | 2B: 3 | SAC: 0 | PB: 0 | PA:    |
| Steve Carlton, L (1, 1)   | 5.0 | L  | 22 | 5 | 5  | 5  | 4  | 4   | 0   | 0   | 0  | 1  | 26 | 42 | 9.00 | 1.800 | 3     | 0      | 0     | 35     |
| Larry Andersen, R (6, 1)  | 1.0 |    | 4  | 2 | 1  | 0  | 0  | 0   | 0   | 0   | 0  | 0  | 4  | 4  | 9.00 | 2.000 | 0     | 0      | 0     |        |
| Freddie Toliver, R (7, 1) | 2.0 |    | 9  | 1 | 0  | 4  | 1  | 1   | 0   | 0   | 0  | 0  | 15 | 23 | 0.00 | 1.000 | 1     | 0      | 0     |        |

**BOTTOM**

Philadelphia Phillies @ Pittsburgh Pirates  
 Three Rivers Stadium, Pittsburgh, PA

Sat Sep 14 1985, 7:05 PM EDT  
 Att. 5,549 - Unknown

livebaseballscorecards.com

|            |           |
|------------|-----------|
| <b>AB</b>  | <b>29</b> |
| <b>R</b>   | <b>6</b>  |
| <b>H</b>   | <b>8</b>  |
| <b>RBI</b> | <b>6</b>  |
| <b>BB</b>  | <b>6</b>  |
| <b>SO</b>  | <b>8</b>  |
| <b>LOB</b> | <b>15</b> |



| Batter   | 1  | 2                               | 3                            | 4                               | 5                            | 6                                | 7                            | 8                               | 9                            | AB R H RBI BB SO LOB            | TOP                          |                                 |                              |                                 |                              |                                 |                              |                                 |                                  |                                    |                                  |        |
|--|--|---------------------------------|------------------------------|---------------------------------|------------------------------|----------------------------------|------------------------------|---------------------------------|------------------------------|---------------------------------|------------------------------|---------------------------------|------------------------------|---------------------------------|------------------------------|---------------------------------|------------------------------|---------------------------------|----------------------------------|------------------------------------|----------------------------------|--------|
| Derrel Thomas, S (1, 7)<br>OBP: 0.293, SLG: 0.386      | 0-3<br>K   |                                 | 4-0<br>1B<br>FC1-5<br>BB     |                                 | 0-0<br>G4-3                  |                                  | 0-0<br>4-3                   |                                 |                              | 3 1 0 0 1 1 1                   |                              |                                 |                              |                                 |                              |                                 |                              |                                 |                                  |                                    |                                  |        |
| Juan Samuel, R (1, 4)<br>OBP: 0.298, SLG: 0.440        | 0-0<br>5-3   |                                 | 0-0<br>1B<br>FC1-5           |                                 | 0-0<br>2B                    |                                  |                              | 0-0<br>4-3                      |                              | 4 0 1 0 0 0 2                   |                              |                                 |                              |                                 |                              |                                 |                              |                                 |                                  |                                    |                                  |        |
| Von Hayes, L (1, 8)<br>OBP: 0.345, SLG: 0.428          | 0-0<br>F8  |                                 | 0-3<br>K                     |                                 | 0-0<br>3-1                   |                                  |                              | 0-3<br>K2-3                     |                              | 4 0 0 0 0 2 3                   |                              |                                 |                              |                                 |                              |                                 |                              |                                 |                                  |                                    |                                  |        |
| Mike Schmidt, R (1, 3)<br>OBP: 0.372, SLG: 0.530       |  | 0-0<br>2B<br>FC4-6              | 0-0<br>1B<br>FC6-4           |                                 |                              | 0-3<br>K                         |                              | 0-0<br>HR                       |                              | 4 2 3 2 0 1 0                   |                              |                                 |                              |                                 |                              |                                 |                              |                                 |                                  |                                    |                                  |        |
| Glenn Wilson, R (1, 9)<br>OBP: 0.310, SLG: 0.422       |  | 0-0<br>L8                       | 0-0<br>1B<br>FC6-4           |                                 |                              | 0-0<br>P1                        |                              | 0-0<br>F8                       |                              | 4 0 0 0 0 0 3                   |                              |                                 |                              |                                 |                              |                                 |                              |                                 |                                  |                                    |                                  |        |
| Ozzie Virgil, R (1, 2)<br>OBP: 0.341, SLG: 0.455       |  | 0-0<br>1B<br>FC4-6              |                              | 0-0<br>5-3                      |                              | 0-0<br>F3                        |                              |                                 | 0-0<br>6-3                   | 4 0 1 0 0 0 0                   |                              |                                 |                              |                                 |                              |                                 |                              |                                 |                                  |                                    |                                  |        |
| Tom Foley, L (1, 6)<br>OBP: 0.279, SLG: 0.310          |  | 0-0<br>1B<br>FC4-6              |                              | 0-0<br>1-3                      |                              |                                  | 0-0<br>4-3                   |                                 | 0-0<br>4-3                   | 4 0 0 1 0 0 1                   |                              |                                 |                              |                                 |                              |                                 |                              |                                 |                                  |                                    |                                  |        |
| Rick Schu, R (1, 5)<br>OBP: 0.321, SLG: 0.390          |  | 0-3<br>K                        |                              | 0-3<br>K                        |                              |                                  | 0-0<br>F7                    |                                 | 0-0<br>5-3                   | 4 0 0 0 0 2 1                   |                              |                                 |                              |                                 |                              |                                 |                              |                                 |                                  |                                    |                                  |        |
| Charles Hudson, S (1, 1)<br>OBP: 0.173, SLG: 0.140     |  |                                 | 1-0<br>HBP<br>FC1-5<br>BB    |                                 | 0-0<br>1B<br>G4-3            |                                  |                              |                                 |                              | 1 0 1 0 0 0 0                   |                              |                                 |                              |                                 |                              |                                 |                              |                                 |                                  |                                    |                                  |        |
| Jeff Stone, L (7, PH)<br>OBP: 0.294, SLG: 0.336        |  |                                 |                              |                                 |                              |                                  |                              |                                 |                              | 1 1 1 1 0 0 0                   |                              |                                 |                              |                                 |                              |                                 |                              |                                 |                                  |                                    |                                  |        |
| Dave Shipanoff, R (7, 1)                               |  |                                 |                              |                                 |                              |                                  |                              |                                 |                              | 0 0 0 0 0 0 0                   |                              |                                 |                              |                                 |                              |                                 |                              |                                 |                                  |                                    |                                  |        |
| <b>Inning Stats</b>                                    | R: 0<br>E: 0<br>K: 1<br>S: 5   | H: 0<br>LOB: 0<br>BB: 0<br>P: 5 | R: 1<br>E: 1<br>K: 1<br>S: 7 | H: 2<br>LOB: 1<br>BB: 0<br>P: 7 | R: 1<br>E: 0<br>K: 1<br>S: 6 | H: 1<br>LOB: 2<br>BB: 1<br>P: 11 | R: 0<br>E: 0<br>K: 1<br>S: 5 | H: 0<br>LOB: 0<br>BB: 0<br>P: 5 | R: 0<br>E: 0<br>K: 0<br>S: 4 | H: 2<br>LOB: 1<br>BB: 0<br>P: 4 | R: 0<br>E: 0<br>K: 1<br>S: 5 | H: 0<br>LOB: 0<br>BB: 0<br>P: 5 | R: 1<br>E: 0<br>K: 0<br>S: 4 | H: 1<br>LOB: 0<br>BB: 0<br>P: 4 | R: 1<br>E: 0<br>K: 1<br>S: 6 | H: 1<br>LOB: 0<br>BB: 0<br>P: 6 | R: 0<br>E: 0<br>K: 0<br>S: 3 | H: 0<br>LOB: 0<br>BB: 0<br>P: 3 | 1B: 3<br>2B: 2<br>3B: 0<br>HR: 2 | SF: 0<br>SAC: 0<br>DP: 1<br>HBP: 1 | WP: 0<br>PB: 0<br>SB: 0<br>CS: 0 | PA: 35 |
| <b>PITCHER</b><br>Rick Reuschel, R (1, 1)<br>ERA: 2.28 | IP: 9.0<br>WLS: W<br>BF: 35<br>H: 7<br>R: 4<br>ER: 3<br>SO: 6<br>BB: 1<br>IBB: 0<br>HBP: 1<br>BLK: 0<br>WP: 0<br>HR: 2<br>S: 45<br>P: 50<br>ERA: 3.00<br>WHIP: 0.889 |                                 |                              |                                 |                              |                                  |                              |                                 |                              |                                 |                              |                                 |                              |                                 |                              |                                 |                              |                                 |                                  |                                    |                                  |        |
| <b>PITCHER</b>   | IP   | WLS                             | BF                           | H                               | R                            | ER                               | SO                           | BB                              | IBB                          | HBP                             | BLK                          | WP                              | HR                           | S                               | P                            | ERA                             | WHIP                         |                                 |                                  |                                    |                                  |        |

Philadelphia Phillies @ Pittsburgh Pirates  
 Three Rivers Stadium, Pittsburgh, PA  
 Sun Sep 15 1985, 3:33 AM EDT  
 Att. 5,961 - Unknown

livebaseballscorecards.com

AB 33  
 R 4  
 H 7  
 RBI 4  
 BB 1  
 SO 6  
 LOB 11



BOTTOM

Philadelphia Phillies @ Pittsburgh Pirates  
Three Rivers Stadium, Pittsburgh, PA  
Sun Sep 15 1985, 3:33 AM EDT  
Att. 5,961 - Unknown

livebaseballscorecards.com

|     |    |
|-----|----|
| AB  | 31 |
| R   | 5  |
| H   | 7  |
| RBI | 5  |
| BB  | 4  |
| SO  | 8  |
| LOB | 14 |



|     |   |     |    |
|-----|---|-----|----|
| WP: | 0 | PA: | 35 |
| PB: | 0 | SB: | 1  |
| CS: | 0 |     |    |

AB R H RBI BB SO LOB

4 0 0 0 0 2 0

4 2 2 0 0 1 0

2 2 2 1 2 0 0

3 0 0 0 1 0 4

3 1 1 0 1 0 1

4 0 1 3 0 0 4

4 0 1 1 0 2 1

4 0 0 0 0 3 4

3 0 0 0 0 0 0

|     |   |      |   |
|-----|---|------|---|
| 1B: | 4 | SF:  | 0 |
| 2B: | 2 | SAC: | 0 |
| 3B: | 1 | DP:  | 0 |
| HR: | 0 | HBP: | 0 |

| Batter  | 1      | 2       | 3       | 4            | 5       | 6                    | 7      | 8             | 9 |
|---|--------|---------|---------|--------------|---------|----------------------|--------|---------------|---|
| <b>Joe Orsulak, L</b> (1, 8)<br>OBP: 0.319, SLG: 0.329    | 0-0 F8 |         | 0-3 K   |              | 0-3 K   |                      |        | 0-0 F8        |   |
| <b>R.J. Reynolds, S</b> (1, 7)<br>OBP: 0.322, SLG: 0.390  | 0-3 K  |         |         | 0-0 BB 2B 1B | 0-0 6-3 |                      |        | 0-0 2B 3B     |   |
| <b>Johnny Ray, S</b> (1, 4)<br>OBP: 0.309, SLG: 0.360     | 4-0 BB |         |         | 4-0 BB 2B BB |         | 0-0 FC3-6 1B         |        | 0-0 1B 2B     |   |
| <b>Sid Bream, L</b> (1, 3)<br>OBP: 0.253, SLG: 0.286      | 0-0 P6 |         |         | 0-0 F7       |         | 0-0 FC3-6 FC5-4 1-2f |        | 4-0 1B 1B IBB |   |
| <b>Mike Brown, R</b> (1, 9)<br>OBP: 0.342, SLG: 0.470     |        | 0-0 F9  |         | 4-0 2B BB    |         | 0-0 F7               |        | 0-0 1B 1B     |   |
| <b>Tony Peña, R</b> (1, 2)<br>OBP: 0.283, SLG: 0.355      |        | 0-0 4-3 |         | 0-0 2B       |         | 0-0 FC5-4 1-2f       |        | 0-0 F7        |   |
| <b>Denny Gonzalez, R</b> (1, 5)<br>OBP: 0.311, SLG: 0.400 |        | 0-0 F3  |         | 0-3 K        |         |                      | 0-3 K  | 0-0 1B        |   |
| <b>Sam Khalifa, R</b> (1, 6)<br>OBP: 0.275, SLG: 0.313    |        |         | 0-3 K   | 0-0 6-3      |         |                      | 0-3 K  | 0-3 K         |   |
| <b>Rick Reuschel, R</b> (1, 1)<br>OBP: 0.208, SLG: 0.275  |        |         | 0-0 5-3 |              | 0-0 F8  |                      | 0-0 P4 |               |   |

| Inning Stats | R: 0 | H: 0 | E: 0 | K: 1 | S: 5 | R: 0 | H: 0 | E: 0 | K: 0 | S: 3 | R: 0 | H: 0 | E: 0 | K: 2 | S: 7 | R: 3 | H: 2 | E: 0 | K: 1 | S: 7 | R: 0 | H: 0 | E: 0 | K: 1 | S: 5 | R: 0 | H: 1 | E: 0 | K: 0 | S: 4 | R: 0 | H: 0 | E: 0 | K: 2 | S: 7 | R: 2 | H: 4 | E: 0 | K: 1 | S: 9 |
|--------------|------|------|------|------|------|------|------|------|------|------|------|------|------|------|------|------|------|------|------|------|------|------|------|------|------|------|------|------|------|------|------|------|------|------|------|------|------|------|------|------|
|--------------|------|------|------|------|------|------|------|------|------|------|------|------|------|------|------|------|------|------|------|------|------|------|------|------|------|------|------|------|------|------|------|------|------|------|------|------|------|------|------|------|

| PITCHER                                      | IP  | WLS | BF | H | R | ER | SO | BB | IBB | HBP | BLK | WP | HR | S  | P  | ERA  | WHIP  |
|--|-----|-----|----|---|---|----|----|----|-----|-----|-----|----|----|----|----|------|-------|
| <b>Charles Hudson, R</b> (1, 1)<br>ERA: 3.76 | 6.0 |     | 24 | 3 | 3 | 3  | 5  | 3  | 0   | 0   | 0   | 0  | 0  | 31 | 43 | 4.50 | 1.000 |
| <b>Dave Shipanoff, R</b> (7, 1)<br>ERA: 1.96 | 2.0 | L   | 11 | 4 | 2 | 2  | 3  | 0  | 1   | 0   | 0   | 0  | 0  | 16 | 20 | 9.00 | 2.000 |

| PITCHER | IP | WLS | BF | H | R | ER | SO | BB | IBB | HBP | BLK | WP | HR | S | P | ERA | WHIP |
|---------|----|-----|----|---|---|----|----|----|-----|-----|-----|----|----|---|---|-----|------|
|---------|----|-----|----|---|---|----|----|----|-----|-----|-----|----|----|---|---|-----|------|



| Batter   | 1                            | 2                               | 3                            | 4                               | 5                            | 6                                | 7                            | 8                               | 9                            | AB R H RBI BB SO LOB  | TOP                          |                                 |                              |                                 |                              |                                 |                              |                                 |                                  |                                    |                                  |        |        |         |          |         |          |          |          |         |         |         |         |             |               |
|--|------------------------------|---------------------------------|------------------------------|---------------------------------|------------------------------|----------------------------------|------------------------------|---------------------------------|------------------------------|---|------------------------------|---------------------------------|------------------------------|---------------------------------|------------------------------|---------------------------------|------------------------------|---------------------------------|----------------------------------|------------------------------------|----------------------------------|--------|--------|---------|----------|---------|----------|----------|----------|---------|---------|---------|---------|-------------|---------------|
| Jeff Stone, L (1, 7)<br>OBP: 0.293, SLG: 0.335   | 0-3<br>K                     |                                 | 0-0<br>F7                    |                                 |                              | 0-0<br>4-3                       |                              |                                 | 0-0<br>G3<br>1B              | 4 0 1 0 0 1 1   |                              |                                 |                              |                                 |                              |                                 |                              |                                 |                                  |                                    |                                  |        |        |         |          |         |          |          |          |         |         |         |         |             |               |
| Juan Samuel, R (1, 4)<br>OBP: 0.297, SLG: 0.437<br>Luis Aguayo, R (6, 4)<br>OBP: 0.384, SLG: 0.444   | 0-0<br>5-3                   |                                 | 0-3<br>K                     |                                 |                              | 0-0<br>F9                        |                              |                                 | 0-0<br>F7                    | 3 0 0 0 0 1 1<br>1 0 0 0 0 0 1  |                              |                                 |                              |                                 |                              |                                 |                              |                                 |                                  |                                    |                                  |        |        |         |          |         |          |          |          |         |         |         |         |             |               |
| Von Hayes, L (1, 8)<br>OBP: 0.343, SLG: 0.425  | 0-0<br>G3                    |                                 |                              |                                 |                              | 0-0<br>4-3                       |                              |                                 | 0-0<br>G3<br>1-2             | 4 0 0 0 0 0 1   |                              |                                 |                              |                                 |                              |                                 |                              |                                 |                                  |                                    |                                  |        |        |         |          |         |          |          |          |         |         |         |         |             |               |
| Mike Schmidt, R (1, 3)<br>OBP: 0.373, SLG: 0.532<br>Alan Knicely, R (6, 3)<br>OBP: 0.317, SLG: 0.398   |                              | 0-0<br>6-3                      |                              |                                 |                              | 0-0<br>2B                        |                              |                                 | 0-3<br>K                     | 2 0 1 0 0 0 0<br>2 0 0 0 0 2 1  |                              |                                 |                              |                                 |                              |                                 |                              |                                 |                                  |                                    |                                  |        |        |         |          |         |          |          |          |         |         |         |         |             |               |
| Glenn Wilson, R (1, 9)<br>OBP: 0.308, SLG: 0.420   |                              | 0-0<br>5-3                      |                              |                                 |                              | 0-3<br>K                         |                              |                                 | 0-3<br>K                     | 3 0 0 0 0 2 1   |                              |                                 |                              |                                 |                              |                                 |                              |                                 |                                  |                                    |                                  |        |        |         |          |         |          |          |          |         |         |         |         |             |               |
| Darren Daulton, L (1, 2)<br>OBP: 0.289, SLG: 0.325   |                              | 4-0<br>BB                       |                              |                                 |                              | 0-0<br>L3                        |                              |                                 | 0-0<br>F4                    | 2 0 0 0 1 0 1   |                              |                                 |                              |                                 |                              |                                 |                              |                                 |                                  |                                    |                                  |        |        |         |          |         |          |          |          |         |         |         |         |             |               |
| Tom Foley, L (1, 6)<br>OBP: 0.275, SLG: 0.305  |                              | 0-3<br>K                        |                              |                                 |                              | 0-3<br>K                         |                              |                                 | 0-0<br>F8                    | 3 0 0 0 0 2 1   |                              |                                 |                              |                                 |                              |                                 |                              |                                 |                                  |                                    |                                  |        |        |         |          |         |          |          |          |         |         |         |         |             |               |
| Rick Schu, R (1, 5)<br>OBP: 0.322, SLG: 0.388  |                              |                                 | 4-0<br>BB                    |                                 |                              | 0-3<br>K                         |                              |                                 | 0-0<br>F9                    | 2 0 0 0 1 1 0   |                              |                                 |                              |                                 |                              |                                 |                              |                                 |                                  |                                    |                                  |        |        |         |          |         |          |          |          |         |         |         |         |             |               |
| Kevin Gross, R (1, 1)<br>OBP: 0.186, SLG: 0.246<br>Rocky Childress, R (4, 1)<br>OBP: 0.294, SLG: 0.412<br>John Russell, R (5, PH)<br>OBP: 0.294, SLG: 0.412<br>Freddie Toliver, R (5, 1)<br>OBP: 0.294, SLG: 0.412<br>Dave Rucker, L (6, 1)<br>OBP: 0.571, SLG: 0.667<br>Tim Corcoran, L (8, PH)<br>OBP: 0.296, SLG: 0.249<br>Dave Stewart, R (8, 1)<br>OBP: 0.296, SLG: 0.249 |                              |                                 | 0-3<br>K                     |                                 |                              | 0-3<br>K                         |                              |                                 | 0-0<br>F7                    | 1 0 0 0 0 1 1<br>0 0 0 0 0 0 0<br>1 0 0 0 0 1 0<br>0 0 0 0 0 0 0<br>0 0 0 0 0 0 0<br>1 0 0 0 0 0 0<br>0 0 0 0 0 0 0 |                              |                                 |                              |                                 |                              |                                 |                              |                                 |                                  |                                    |                                  |        |        |         |          |         |          |          |          |         |         |         |         |             |               |
| <b>Inning Stats</b>  | R: 0<br>E: 0<br>K: 1<br>S: 5 | H: 0<br>LOB: 0<br>BB: 0<br>P: 5 | R: 0<br>E: 0<br>K: 1<br>S: 5 | H: 0<br>LOB: 1<br>BB: 1<br>P: 9 | R: 0<br>E: 0<br>K: 2<br>S: 7 | H: 0<br>LOB: 1<br>BB: 1<br>P: 11 | R: 0<br>E: 0<br>K: 1<br>S: 6 | H: 1<br>LOB: 1<br>BB: 0<br>P: 6 | R: 0<br>E: 0<br>K: 3<br>S: 9 | H: 0<br>LOB: 0<br>BB: 0<br>P: 9   | R: 0<br>E: 0<br>K: 0<br>S: 3 | H: 0<br>LOB: 0<br>BB: 0<br>P: 3 | R: 0<br>E: 0<br>K: 2<br>S: 7 | H: 0<br>LOB: 0<br>BB: 0<br>P: 7 | R: 0<br>E: 0<br>K: 0<br>S: 3 | H: 0<br>LOB: 0<br>BB: 0<br>P: 3 | R: 0<br>E: 0<br>K: 1<br>S: 6 | H: 1<br>LOB: 1<br>BB: 0<br>P: 6 | 1B: 1<br>2B: 1<br>3B: 0<br>HR: 0 | SF: 0<br>SAC: 0<br>DP: 0<br>HBP: 0 | WP: 0<br>PB: 0<br>SB: 0<br>CS: 0 | PA: 31 |        |         |          |         |          |          |          |         |         |         |         |             |               |
| <b>PITCHER</b><br>Dwight Gooden, R (1, 1)<br>ERA: 1.62   | IP<br>9.0                    | WLS<br>W                        | BF<br>31                     | H<br>2                          | R<br>0                       | ER<br>0                          | SO<br>11                     | BB<br>2                         | IBB<br>0                     | HBP<br>0  | BLK<br>0                     | WP<br>0                         | HR<br>0                      | S<br>51                         | P<br>59                      | ERA<br>0.00                     | WHIP<br>0.444                | <b>PITCHER</b>                  | IP<br>9.0                        | WLS<br>W                           | BF<br>31                         | H<br>2 | R<br>0 | ER<br>0 | SO<br>11 | BB<br>2 | IBB<br>0 | HBP<br>0 | BLK<br>0 | WP<br>0 | HR<br>0 | S<br>51 | P<br>59 | ERA<br>0.00 | WHIP<br>0.444 |

Philadelphia Phillies @ New York Mets  
Shea Stadium, Flushing, NY  
Mon Sep 16 1985, 7:05 PM EDT  
Att: 30,606 - Unknown

livebaseballscorecards.com

|     |    |
|-----|----|
| AB  | 29 |
| R   | 0  |
| H   | 2  |
| RBI | 0  |
| BB  | 2  |
| SO  | 11 |
| LOB | 9  |



| Batter  | 1                       | 2 | 3                          | 4                       | 5                       | 6                  | 7 | 8          | 9 |
|---|-------------------------|---|----------------------------|-------------------------|-------------------------|--------------------|---|------------|---|
| Mookie Wilson, S<br>OBP: 0.327, SLG: 0.443<br>Lenny Dykstra, L<br>OBP: 0.337, SLG: 0.338    | 0-0<br>1B S<br>1B       |   | 0-0<br>FC6-4<br>1B         | 0-0<br>1-H<br>3-H<br>3B | 0-0<br>5-3              |                    |   | 0-0<br>G3  |   |
| Wally Backman, S<br>OBP: 0.328, SLG: 0.346  | 0-0<br>1B<br>1-3<br>1B  |   | 0-0<br>FC6-4<br>1-2f<br>HR | 0-0<br>G3               |                         | 0-0<br>4-3         |   | 0-0<br>F8  |   |
| Keith Hernandez, L<br>OBP: 0.368, SLG: 0.412<br>Tom Paciorek, R<br>OBP: 0.310, SLG: 0.314   | 0-3<br>K                |   | 4-0<br>1-2<br>HR<br>BB     | 0-0<br>4-3              |                         | 0-0<br>FC6-4<br>1B |   |            |   |
| Gary Carter, R<br>OBP: 0.368, SLG: 0.493<br>Ronn Reynolds, R<br>OBP: 0.250, SLG: 0.282      | 0-0<br>1-3<br>3-H<br>1B |   | 0-0<br>1-H<br>2-H<br>HR    |                         | 0-0<br>F4               | 0-0<br>F9          |   |            |   |
| Darryl Strawberry, L<br>OBP: 0.391, SLG: 0.548<br>Billy Beane, R<br>OBP: 0.315, SLG: 0.333  | 0-3<br>K                |   | 0-0<br>6-3                 |                         | 0-0<br>1B<br>2B         | 0-0<br>FC6-4       |   |            |   |
| George Foster, R<br>OBP: 0.324, SLG: 0.443<br>John Christensen, R<br>OBP: 0.315, SLG: 0.333 | 0-3<br>K                |   | 0-0<br>F8                  |                         | 0-0<br>2-H<br>1B<br>1B  | 4-0<br>G6-3<br>BB  |   |            |   |
| Howard Johnson, S<br>OBP: 0.304, SLG: 0.389   | 0-3<br>K                |   |                            | 0-0<br>1B<br>3B<br>2B   | 0-3<br>K                | 0-0<br>G6-3        |   |            |   |
| Rafael Santana, R<br>OBP: 0.293, SLG: 0.295   | 0-0<br>1B               |   |                            | 0-0<br>5-3              | 0-0<br>1-2<br>2B<br>1B  | 0-0<br>F5          |   |            |   |
| Dwight Gooden, R<br>OBP: 0.250, SLG: 0.229  | 0-0<br>1-3              |   |                            | 0-0<br>2-3<br>3B<br>1B  | 0-0<br>1-H<br>2-H<br>2B |                    |   | 0-0<br>6-3 |   |

| Inning Stats | R: 1 | H: 3 | E: 0 | K: 2 | S: 9 | H: 3 | LOB: 1 | BB: 0 | P: 9 | R: 0 | H: 1 | E: 0 | K: 2 | S: 8 | R: 3 | H: 2 | E: 0 | K: 0 | S: 5 | R: 2 | H: 3 | E: 0 | K: 0 | S: 6 | R: 3 | H: 4 | E: 0 | K: 1 | S: 9 | R: 0 | H: 1 | E: 0 | K: 0 | S: 4 | R: 0 | H: 0 | E: 0 | K: 0 | S: 2 | R: 0 | H: 0 | E: 0 | K: 0 | S: 3 |
|--------------|------|------|------|------|------|------|--------|-------|------|------|------|------|------|------|------|------|------|------|------|------|------|------|------|------|------|------|------|------|------|------|------|------|------|------|------|------|------|------|------|------|------|------|------|------|
|--------------|------|------|------|------|------|------|--------|-------|------|------|------|------|------|------|------|------|------|------|------|------|------|------|------|------|------|------|------|------|------|------|------|------|------|------|------|------|------|------|------|------|------|------|------|------|

| AB | R | H | RBI | BB | SO | LOB |
|----|---|---|-----|----|----|-----|
| 4  | 1 | 3 | 2   | 0  | 0  | 1   |
| 1  | 0 | 0 | 0   | 0  | 0  | 0   |
| 5  | 1 | 1 | 0   | 0  | 0  | 2   |
| 2  | 1 | 0 | 0   | 1  | 1  | 3   |
| 1  | 0 | 1 | 0   | 0  | 0  | 0   |
| 4  | 1 | 2 | 4   | 0  | 0  | 1   |
| 0  | 0 | 0 | 0   | 0  | 0  | 0   |
| 3  | 1 | 1 | 0   | 0  | 1  | 1   |
| 1  | 0 | 0 | 0   | 0  | 0  | 1   |
| 3  | 1 | 1 | 1   | 1  | 1  | 0   |
| 0  | 0 | 0 | 0   | 0  | 0  | 0   |
| 4  | 1 | 1 | 0   | 0  | 2  | 2   |
| 4  | 1 | 2 | 0   | 0  | 0  | 2   |
| 4  | 1 | 2 | 2   | 0  | 0  | 1   |

**BOTTOM**

**Philadelphia Phillies @ New York Mets**  
**Shea Stadium, Flushing, NY**  
 Mon Sep 16 1985, 7:05 PM EDT  
 Att. 30,606 - Unknown

[livebaseballscorecards.com](http://livebaseballscorecards.com)

|            |           |
|------------|-----------|
| <b>AB</b>  | <b>36</b> |
| <b>R</b>   | <b>9</b>  |
| <b>H</b>   | <b>14</b> |
| <b>RBI</b> | <b>9</b>  |
| <b>BB</b>  | <b>2</b>  |
| <b>SO</b>  | <b>5</b>  |
| <b>LOB</b> | <b>14</b> |



| PITCHER                         | IP     | WLS | BF   | H | R | ER | SO | BB | IBB | HBP | BLK | WP | HR | S  | P  | ERA   | WHIP  |
|---------------------------------|--------|-----|------|---|---|----|----|----|-----|-----|-----|----|----|----|----|-------|-------|
| Kevin Gross, R<br>ERA: 3.31     | (1, 1) | 3.1 | L 19 | 9 | 6 | 6  | 4  | 1  | 0   | 0   | 0   | 0  | 1  | 26 | 30 | 16.20 | 3.000 |
| Rocky Childress, R<br>ERA: 6.1  | (4, 1) | 0.2 | 2    | 0 | 0 | 0  | 0  | 0  | 0   | 0   | 0   | 0  | 0  | 2  | 2  | 0.00  | 0.000 |
| Freddie Toliver, R<br>ERA: 4.32 | (5, 1) | 1.0 | 7    | 4 | 3 | 3  | 1  | 0  | 0   | 0   | 0   | 0  | 0  | 9  | 9  | 27.00 | 4.000 |
| Dave Rucker, L<br>ERA: 3.9      | (6, 1) | 2.0 | 7    | 1 | 0 | 0  | 0  | 1  | 0   | 0   | 0   | 0  | 0  | 6  | 10 | 0.00  | 1.000 |
| Dave Stewart, R<br>ERA: 5.36    | (8, 1) | 1.0 | 3    | 0 | 0 | 0  | 0  | 0  | 0   | 0   | 0   | 0  | 0  | 3  | 3  | 0.00  | 0.000 |

| WP | PA | ERA | WHIP |
|----|----|-----|------|
| 0  | 38 |     |      |
| 0  |    |     |      |
| 2  |    |     |      |
| 0  |    |     |      |



| Batter  | 1   | 2                               | 3                            | 4  | 5                            | 6                               | 7                            | 8                                | 9                            | AB R H RBI BB SO LOB            | TOP                          |                                 |                              |                                 |                              |                                 |                              |                                 |                                  |                                    |                                  |        |
|---|---|---------------------------------|------------------------------|--|------------------------------|---------------------------------|------------------------------|----------------------------------|------------------------------|---------------------------------|------------------------------|---------------------------------|------------------------------|---------------------------------|------------------------------|---------------------------------|------------------------------|---------------------------------|----------------------------------|------------------------------------|----------------------------------|--------|
| <b>Jeff Stone, L</b> (1, 7)<br><small>OBP: 0.302, SLG: 0.341</small><br><b>Garry Maddox, R</b> (7, PH)<br><small>OBP: 0.292, SLG: 0.354</small><br>(7, 8) | 0-0<br>1B   |                                 | H 1-0<br>9-6<br>HBP          | X 0-0<br>1-2<br>2-H<br>1B                |                              |                                 | X 0-0<br>G1-4-3<br>①         |                                  | X 0-0<br>1B                  | 2 0 2 1 0 0 0<br>2 0 1 0 0 0 0  |                              |                                 |                              |                                 |                              |                                 |                              |                                 |                                  |                                    |                                  |        |
| <b>Juan Samuel, R</b> (1, 4)<br><small>OBP: 0.295, SLG: 0.434</small>   | 0-3<br>K<br>①   |                                 | X 0-0<br>9-6<br>1-2f<br>②    | X 0-3<br>K<br>③                          |                              |                                 | X 0-0<br>5-3<br>②            |                                  | X 0-0<br>F7<br>③             | 5 0 0 0 0 2 5                   |                              |                                 |                              |                                 |                              |                                 |                              |                                 |                                  |                                    |                                  |        |
| <b>Von Hayes, L</b> (1, 8)<br><small>OBP: 0.342, SLG: 0.423</small><br>(7, 7)   | 0-0<br>F4<br>②  |                                 | X 0-0<br>L4<br>③             |  | X 0-0<br>1-3<br>①            |                                 | X 0-0<br>1B<br>③             |                                  |                              | 4 0 1 0 0 0 1                   |                              |                                 |                              |                                 |                              |                                 |                              |                                 |                                  |                                    |                                  |        |
| <b>Mike Schmidt, R</b> (1, 3)<br><small>OBP: 0.372, SLG: 0.529</small>  | 0-3<br>K<br>③   |                                 |                              | B B B B<br>4-0<br>2B<br>FC<br>BB         | X 0-0<br>5-3<br>②            |                                 | X 0-0<br>F9<br>③             |                                  |                              | 3 1 0 0 1 1 2                   |                              |                                 |                              |                                 |                              |                                 |                              |                                 |                                  |                                    |                                  |        |
| <b>Glenn Wilson, R</b> (1, 9)<br><small>OBP: 0.311, SLG: 0.424</small>  |   | X 0-0<br>HR<br>1B               |                              | X 0-0<br>FC3-6<br>1-3<br>1B<br>2B        | X 0-0<br>1B<br>③             |                                 | X 0-0<br>1-3<br>①            |                                  |                              | 4 2 3 0 0 0 0                   |                              |                                 |                              |                                 |                              |                                 |                              |                                 |                                  |                                    |                                  |        |
| <b>Ozzie Virgil, R</b> (1, 2)<br><small>OBP: 0.340, SLG: 0.461</small>  |   | X 0-0<br>HR                     |                              | X 0-0<br>FC<br>FC3-6                     | X 0-0<br>F7<br>③             |                                 | X 0-3<br>K<br>②              |                                  |                              | 4 1 1 3 0 1 2                   |                              |                                 |                              |                                 |                              |                                 |                              |                                 |                                  |                                    |                                  |        |
| <b>Tom Foley, L</b> (1, 6)<br><small>OBP: 0.273, SLG: 0.302</small><br><b>Luis Aguayo, R</b> (5, 6)<br><small>OBP: 0.380, SLG: 0.438</small>              |   | X 0-0<br>F8<br>①                |                              | X 0-0<br>F7<br>①                         |                              | X 0-0<br>E5<br>①                |                              | X 0-0<br>F8<br>③                 |                              | 2 0 0 0 0 0 2<br>2 0 0 0 0 0 0  |                              |                                 |                              |                                 |                              |                                 |                              |                                 |                                  |                                    |                                  |        |
| <b>Rick Schu, R</b> (1, 5)<br><small>OBP: 0.318, SLG: 0.383</small>   |   | 0-3<br>K<br>②                   |                              | X 0-0<br>FC3-6<br>1B<br>1-2f<br>2-3<br>② |                              | X 0-0<br>F9<br>②                |                              | X 0-0<br>F8<br>①                 |                              | 4 1 0 0 0 1 2                   |                              |                                 |                              |                                 |                              |                                 |                              |                                 |                                  |                                    |                                  |        |
| <b>Shane Rawley, R</b> (1, 1)<br><small>OBP: 0.197, SLG: 0.148</small>  |   | X 0-0<br>F2<br>③                |                              | X 0-0<br>1B<br>1-2<br>3-H<br>1B<br>③     |                              | X 0-0<br>5-3<br>③               |                              | X 0-3<br>K<br>②                  |                              | 4 0 1 1 0 1 0                   |                              |                                 |                              |                                 |                              |                                 |                              |                                 |                                  |                                    |                                  |        |
| <b>Inning Stats</b>   | R: 0<br>E: 0<br>K: 2<br>S: 8                          | H: 1<br>LOB: 1<br>BB: 0<br>P: 8 | R: 2<br>E: 0<br>K: 1<br>S: 7 | H: 2<br>LOB: 0<br>BB: 0<br>P: 7          | R: 0<br>E: 0<br>K: 0<br>S: 2 | H: 0<br>LOB: 0<br>BB: 0<br>P: 3 | R: 3<br>E: 0<br>K: 1<br>S: 9 | H: 3<br>LOB: 2<br>BB: 1<br>P: 13 | R: 0<br>E: 0<br>K: 0<br>S: 4 | H: 1<br>LOB: 1<br>BB: 0<br>P: 4 | R: 0<br>E: 1<br>K: 0<br>S: 3 | H: 0<br>LOB: 0<br>BB: 0<br>P: 3 | R: 0<br>E: 0<br>K: 0<br>S: 4 | H: 1<br>LOB: 1<br>BB: 0<br>P: 4 | R: 0<br>E: 0<br>K: 1<br>S: 5 | H: 0<br>LOB: 0<br>BB: 0<br>P: 5 | R: 0<br>E: 0<br>K: 1<br>S: 6 | H: 1<br>LOB: 1<br>BB: 0<br>P: 6 | 1B: 7<br>2B: 2<br>3B: 0<br>HR: 1 | SF: 0<br>SAC: 0<br>DP: 1<br>HBP: 1 | WP: 0<br>PB: 0<br>SB: 0<br>CS: 0 | PA: 38 |
| <b>PITCHER</b>  | IP WLS BF H R ER SO BB IBB HBP BLK WP HR S P ERA WHIP |                                 |                              |  |                              |                                 |                              |                                  |                              |                                 |                              |                                 |                              |                                 |                              |                                 |                              |                                 |                                  |                                    |                                  |        |
| <b>Ed Lynch, R</b> (1, 1)<br><small>ERA: 3.43</small>   | 3.2 L 18 5 5 5 3 1 0 1 0 0 0 1 22 27 12.27 1.636      |                                 |                              |  |                              |                                 |                              |                                  |                              |                                 |                              |                                 |                              |                                 |                              |                                 |                              |                                 |                                  |                                    |                                  |        |
| <b>Randy Niemann, L</b> (4, 1)<br><small>ERA:</small>   | 1.1 6 2 0 0 1 0 0 0 0 0 0 0 8 8 0.00 1.500            |                                 |                              |  |                              |                                 |                              |                                  |                              |                                 |                              |                                 |                              |                                 |                              |                                 |                              |                                 |                                  |                                    |                                  |        |
| <b>Bill Latham, L</b> (6, 1)<br><small>ERA: 3.6</small>   | 2.0 7 1 0 0 0 0 0 0 0 0 0 0 7 7 0.00 0.500            |                                 |                              |  |                              |                                 |                              |                                  |                              |                                 |                              |                                 |                              |                                 |                              |                                 |                              |                                 |                                  |                                    |                                  |        |
| <b>Wes Gardner, R</b> (8, 1)<br><small>ERA: 7.56</small>  | 2.0 7 1 0 0 2 0 0 0 0 0 0 0 11 11 0.00 0.500          |                                 |                              |  |                              |                                 |                              |                                  |                              |                                 |                              |                                 |                              |                                 |                              |                                 |                              |                                 |                                  |                                    |                                  |        |

Philadelphia Phillies @ New York Mets  
 Shea Stadium, Flushing, NY  
 Tue Sep 17 1985, 7:05 PM EDT  
 Att. 22,440 - Unknown

livebaseballscorecards.com

|     |    |
|-----|----|
| AB  | 36 |
| R   | 5  |
| H   | 9  |
| RBI | 5  |
| BB  | 1  |
| SO  | 6  |
| LOB | 14 |



| Batter  | 1         | 2         | 3         | 4                  | 5          | 6          | 7                | 8                     | 9         | AB | R | H | RBI | BB | SO | LOB |
|---|-----------|-----------|-----------|--------------------|------------|------------|------------------|-----------------------|-----------|----|---|---|-----|----|----|-----|
| Mookie Wilson, S<br>OBP: 0.326, SLG: 0.438<br>(1, 8)  | 0-0<br>F8 |           | 0-0<br>F4 |                    | 4-0<br>BB  |            | 0-0<br>5-3       |                       |           | 3  | 0 | 0 | 0   | 1  | 0  | 2   |
| Ron Gardenhire, R<br>OBP: 0.317, SLG: 0.182<br>(1, 4)   | 0-0<br>E5 |           | 0-3<br>K  |                    | 0-0<br>F5  |            |                  | 0-0<br>6-3            |           | 4  | 0 | 0 | 0   | 0  | 1  | 1   |
| Keith Hernandez, L<br>OBP: 0.366, SLG: 0.409<br>(1, 3)  | 0-0<br>F8 |           |           | 0-0<br>4-3         |            | 0-0<br>6-3 |                  | 0-0<br>1-3            |           | 4  | 0 | 0 | 0   | 0  | 0  | 1   |
| Gary Carter, R<br>OBP: 0.367, SLG: 0.491<br>(1, 2)  | 0-0<br>F8 |           |           | 0-0<br>FC3-6<br>1B |            | 0-0<br>6-3 |                  | 0-0<br>F6             |           | 4  | 0 | 1 | 0   | 0  | 0  | 1   |
| Darryl Strawberry, L<br>OBP: 0.387, SLG: 0.542<br>(1, 9)  |           | 0-3<br>K  |           | 0-0<br>FC3-6<br>2B |            | 0-0<br>1-3 |                  |                       | 0-0<br>G3 | 4  | 1 | 0 | 0   | 0  | 1  | 1   |
| George Foster, R<br>OBP: 0.325, SLG: 0.446<br>(1, 7)  |           | 0-0<br>F9 |           | 0-0<br>1-H<br>2B   |            | 0-0<br>F4  |                  | 0-0<br>G4-6-3<br>1B   |           | 4  | 0 | 2 | 1   | 0  | 0  | 0   |
| Ray Knight, R<br>OBP: 0.236, SLG: 0.320<br>(1, 5)   |           | 0-0<br>1B |           | 0-0<br>F5          |            | 0-0<br>F9  |                  | 0-0<br>G4-6-3<br>1-2f |           | 4  | 0 | 1 | 0   | 0  | 0  | 2   |
| Rafael Santana, R<br>OBP: 0.291, SLG: 0.293<br>(1, 6)   |           | 0-0<br>F4 |           |                    | 0-0<br>6-3 |            | 0-0<br>E6<br>2B  |                       |           | 3  | 0 | 0 | 0   | 0  | 0  | 1   |
| Ed Lynch, R<br>OBP: 0.130, SLG: 0.078<br>Randy Niermann, L<br>OBP: 0.312, SLG: 0.330<br>John Christensen, R<br>OBP: 0.500, SLG: 0.333<br>Bill Latham, L<br>OBP: 0.600, SLG: 1.000<br>Billy Beane, R<br>OBP: 0.600, SLG: 1.000<br>Wes Gardner, R |           |           | 0-3<br>K  |                    | 0-0<br>F8  |            | 0-0<br>1-3<br>2B |                       |           | 1  | 0 | 0 | 0   | 0  | 1  | 0   |

| Inning Stats | R: 0 | H: 0   | R: 0 | H: 1   | R: 0 | H: 0   | R: 1 | H: 2   | R: 0 | H: 0   | R: 0 | H: 0   | R: 0 | H: 0   | R: 0 | H: 1   | R: 0 | H: 1   | R: 0 | H: 0   | R: 0 | H: 0   | R: 0 | H: 1   | 1B: 3 | SF: 0  | WP: 0 | PA: 34 |
|--------------|------|--------|------|--------|------|--------|------|--------|------|--------|------|--------|------|--------|------|--------|------|--------|------|--------|------|--------|------|--------|-------|--------|-------|--------|
|              | E: 1 | LOB: 1 | E: 0 | LOB: 1 | E: 0 | LOB: 0 | E: 0 | LOB: 1 | E: 0 | LOB: 1 | E: 0 | LOB: 0 | E: 1 | LOB: 2 | E: 0 | LOB: 0 | E: 0 | LOB: 0 | E: 0 | LOB: 0 | E: 0 | LOB: 0 | E: 0 | LOB: 0 | 2B: 2 | SAC: 0 | PB: 0 |        |
|              | K: 0 | BB: 0  | K: 1 | BB: 0  | K: 2 | BB: 0  | K: 0 | BB: 0  | K: 0 | BB: 1  | K: 0 | BB: 0  | K: 0 | BB: 0  | K: 0 | BB: 0  | K: 0 | BB: 0  | K: 0 | BB: 0  | K: 0 | BB: 0  | K: 0 | BB: 0  | 3B: 0 | DP: 1  | SB: 0 |        |
|              | S: 4 | P: 4   | S: 6 | P: 6   | S: 7 | P: 7   | S: 5 | P: 5   | S: 3 | P: 7   | S: 3 | P: 3   | S: 5 | P: 5   | S: 3 | P: 3   | S: 3 | P: 3   | S: 3 | P: 3   | S: 3 | P: 3   | S: 3 | P: 3   | HR: 0 | HBP: 0 | CS: 0 |        |

| PITCHER                                | IP  | WLS | BF | H | R | ER | SO | BB | IBB | HBP | BLK | WP | HR | S  | P  | ERA  | WHIP  |
|--|-----|-----|----|---|---|----|----|----|-----|-----|-----|----|----|----|----|------|-------|
| Shane Rawley, L<br>ERA: 2.78<br>(1, 1) | 9.0 | W   | 34 | 5 | 1 | 1  | 3  | 1  | 0   | 0   | 0   | 0  | 0  | 39 | 43 | 1.00 | 0.667 |

**BOTTOM**

**Philadelphia Phillies @ New York Mets**  
**Shea Stadium, Flushing, NY**  
 Tue Sep 17 1985, 7:05 PM EDT  
 Att. 22,440 - Unknown

livebaseballscores.com

|            |           |
|------------|-----------|
| <b>AB</b>  | <b>33</b> |
| <b>R</b>   | <b>1</b>  |
| <b>H</b>   | <b>5</b>  |
| <b>RBI</b> | <b>1</b>  |
| <b>BB</b>  | <b>1</b>  |
| <b>SO</b>  | <b>3</b>  |
| <b>LOB</b> | <b>9</b>  |





| Batter   | 1   | 2   | 3   | 4   | 5  | 6   | 7  | 8   | 9   | AB R H RBI BB SO LOB                                       | TOP  |
|--|---|---|---|---|--|---|--|---|---|--|--|
| Vince Coleman, S (1, 7) x<br>OBP: 0.324, SLG: 0.347  | 0-0 G3  |   | 0-0 3-1   |   | 4-0 S<br>E BB  |   | 0-0 1B<br>1B   | 0-0 4-3<br>1B                                       |   | 4 2 2 0 1 0 0  | <b>St. Louis Cardinals @ Philadelphia Phillies</b><br><b>Veterans Stadium, Philadelphia, PA</b><br>Wed Sep 18 1985, 7:05 PM EDT<br>Att: 17,354 - Unknown |
| Willie McGee, S (1, 8) x<br>OBP: 0.393, SLG: 0.525   | 0-0 4-3   |   | 0-0 2B  |   | 0-0 E4<br>1B   |   | 0-0 1B<br>1B   | 0-0 4-3   |   | 5 2 3 1 0 0 1  |  |
| Tom Herr, S (1, 4) x<br>OBP: 0.388, SLG: 0.417       | 0-0 F8  |   | 0-0 2B  |   | 4-0 FC6-4<br>BB                                      |   | 0-0 1B<br>1B   | 0-0 6-3   |   | 4 1 2 3 1 0 1  |  |
| Cesar Cedeno, R (1, 3)<br>Mike Jorgensen, L (8, 3)   |   | 0-0 1B<br>S<br>FC4-6 1B                             | 0-3 K   |   | 0-0 FC6-4<br>1-2f                                    |   | 0-0 P6<br>1-3  |   | 0-0 4-3   | 4 1 1 0 0 1 4<br>1 0 0 0 0 0 0                             |  |
| Andy Van Slyke, L (1, 9)<br>OBP: 0.333, SLG: 0.446   |   | 4-0 FC4-6<br>1-2 BB                                 |   | 0-0 G3  |  | 0-0 G3  | 0-0 BB<br>WP<br>1B                                   |   | 0-0 4-3   | 4 0 1 1 1 0 0  |  |
| Darrell Porter, L (1, 2)<br>OBP: 0.318, SLG: 0.408   |   | 0-0 FC4-6<br>1-2 2-3 1B                             |   | 0-3 K   |  | 0-0 HR  | 4-0 BB<br>BB   |   | 0-3 K   | 4 1 2 1 1 2 0  |  |
| Terry Pendleton, S (1, 5)<br>Ivan De Jesus, R (9, 5) |   | 0-0 FC4-6<br>1-2f 2-3 3-H                           |   | 0-0 1-3   |  | 0-0 E6<br>1-3                                       | 4-0 G6-4-3<br>BB                                     |   |   | 3 0 0 1 1 0 2<br>0 0 0 0 0 0 0                             |  |
| Ozzie Smith, S (1, 6)<br>OBP: 0.346, SLG: 0.351      |   | 0-0 G6-3<br>1-2f                                    |   | 0-3 K   |  | 0-0 1-3   | 0-0 G6-4-3   |   |   | 4 0 0 0 0 1 6  |  |
| Bob Forsch, R (1, 1)<br>OBP: 0.256, SLG: 0.410       |   |   | 0-3 K   |   | 0-0 5-3  | 0-0 1-3   |  |   | 0-3 K   | 4 0 0 0 0 2 1  |  |
| <b>Inning Stats</b>                                  | R: 0 H: 0<br>E: 0 LOB: 0<br>K: 0 BB: 0<br>S: 3 P: 3   | R: 1 H: 2<br>E: 0 LOB: 1<br>K: 0 BB: 1<br>S: 4 P: 8 | R: 1 H: 2<br>E: 0 LOB: 1<br>K: 2 BB: 0<br>S: 9 P: 9 | R: 0 H: 0<br>E: 0 LOB: 0<br>K: 1 BB: 0<br>S: 5 P: 5 | R: 1 H: 1<br>E: 1 LOB: 2<br>K: 1 BB: 2<br>S: 6 P: 14 | R: 1 H: 1<br>E: 1 LOB: 1<br>K: 0 BB: 0<br>S: 5 P: 5 | R: 3 H: 4<br>E: 1 LOB: 2<br>K: 0 BB: 2<br>S: 6 P: 14 | R: 0 H: 1<br>E: 0 LOB: 1<br>K: 1 BB: 0<br>S: 6 P: 6 | R: 0 H: 0<br>E: 0 LOB: 0<br>K: 1 BB: 0<br>S: 5 P: 5 | 1B: 8 SF: 0<br>2B: 2 SAC: 0<br>3B: 0 DP: 2<br>HR: 1 HBP: 0 |  |
| <b>PITCHER</b>                                       | IP WLS BF H R ER SO BB IBB HBP BLK WP HR S P ERA WHIP |   |   |   |  |   |  |   |   |  |  |
| John Denny, R (1, 1)<br>ERA: 3.59                    | 6.0 L 29 8 6 5 4 3 0 0 0 0 0 1 34 46 7.50 1.833       |   |   |   |  |   |  |   |   |  |  |
| Dave Stewart, R (7, 1)<br>ERA: 5.44                  | 0.1 5 2 1 1 0 2 0 0 0 0 1 0 3 11 27.00 12.000         |   |   |   |  |   |  |   |   |  |  |
| Rocky Childress, R (7, 1)<br>ERA: 5.64               | 1.2 5 1 0 0 1 0 0 0 0 0 0 0 7 7 0.00 0.600            |   |   |   |  |   |  |   |   |  |  |
| Don Carman, L (9, 1)<br>ERA: 2.17                    | 1.0 3 0 0 0 0 1 0 0 0 0 0 0 5 5 0.00 0.000            |   |   |   |  |   |  |   |   |  |  |

livebaseballscorecards.com

**AB 37**  
**R 7**  
**H 11**  
**RBI 7**  
**BB 5**  
**SO 6**  
**LOB 15**



| Batter   | 1       | 2               | 3       | 4       | 5      | 6       | 7      | 8                   | 9              | AB | R | H | RBI | BB | SO | LOB |
|--|---------|-----------------|---------|---------|--------|---------|--------|---------------------|----------------|----|---|---|-----|----|----|-----|
| Jeff Stone, L (1, 7)<br>OBP: 0.297, SLG: 0.335   | 0-0 F7  |                 | 0-0 F8  |         |        | 0-3 K   |        | 0-0 G3              |                | 4  | 0 | 0 | 0   | 0  | 1  | 1   |
| Juan Samuel, R (1, 4)<br>OBP: 0.293, SLG: 0.431  | 0-0 1-3 |                 |         | 0-0 4-3 |        | 0-0 5-3 |        |                     | 0-3 K          | 4  | 0 | 0 | 0   | 0  | 1  | 0   |
| Von Hayes, L (1, 8)<br>OBP: 0.343, SLG: 0.423    | 4-0 BB  |                 |         | 0-0 1B  |        | 0-0 4-3 |        |                     | 0-0 F8         | 3  | 0 | 1 | 0   | 1  | 0  | 0   |
| Mike Schmidt, R (1, 3)<br>OBP: 0.371, SLG: 0.530 | 0-0 F8  |                 |         | 0-3 K   |        | 0-3 K   |        |                     | 0-0 3B         | 4  | 0 | 1 | 0   | 0  | 2  | 2   |
| Glenn Wilson, R (1, 9)<br>OBP: 0.313, SLG: 0.424 |         | 0-0 G6-4-3 1B   |         | 0-0 F8  |        | 0-0 4-3 |        |                     | 4-0 FC6-4 BB   | 3  | 0 | 1 | 0   | 1  | 0  | 1   |
| Ozzie Virgil, R (1, 2)<br>OBP: 0.337, SLG: 0.456 |         | 0-0 G6-4-3 1-2f |         |         | 0-0 F7 |         | 0-0 F8 |                     | 0-0 FC6-4 1-2f | 4  | 0 | 0 | 0   | 0  | 0  | 3   |
| Tom Foley, L (1, 6)<br>OBP: 0.274, SLG: 0.300    |         | 0-0 2-3         |         |         | 4-0 BB |         |        | 0-0 E3 G4-6-3 1B    |                | 2  | 0 | 0 | 0   | 1  | 0  | 0   |
| Rick Schu, R (1, 5)<br>OBP: 0.318, SLG: 0.383    |         |                 | 0-0 F9  |         | 0-0 F8 |         |        | 0-0 G4-6-3 1-2 1B   |                | 3  | 0 | 1 | 0   | 0  | 0  | 1   |
| John Denny, R (1, 1)<br>OBP: 0.171, SLG: 0.141   |         |                 | 0-0 1-3 |         | 0-0 F7 |         |        | 0-0 G4-6-3 1-2f 2-3 |                | 2  | 0 | 0 | 0   | 0  | 0  | 1   |
| Dave Stewart, R (7, 1)                           |         |                 |         |         |        |         |        |                     |                | 0  | 0 | 0 | 0   | 0  | 0  | 0   |
| Rocky Childress, R (7, 1)                        |         |                 |         |         |        |         |        |                     |                | 0  | 0 | 0 | 0   | 0  | 0  | 0   |
| Derrel Thomas, S (8, PH)                         |         |                 |         |         |        |         |        |                     |                | 1  | 0 | 0 | 0   | 0  | 0  | 2   |
| Don Carman, L (9, 1)                             |         |                 |         |         |        |         |        |                     |                | 0  | 0 | 0 | 0   | 0  | 0  | 0   |

| Inning Stats                                 | R: 0 | H: 0 | E: 0 | K: 0 | S: 3 | R: 0 | H: 1 | E: 0 | K: 0 | S: 3 | R: 0 | H: 0 | E: 0 | K: 0 | S: 3 | R: 0 | H: 0 | E: 0 | K: 1 | S: 6 | R: 0 | H: 1 | E: 0 | K: 0 | S: 3 | R: 0 | H: 0 | E: 0 | K: 1 | S: 5 | R: 0 | H: 0 | E: 0 | K: 1 | S: 5 | R: 0 | H: 1 | E: 1 | K: 0 | S: 4 | R: 0 | H: 1 | E: 0 | K: 1 | S: 6 | R: 0 | H: 1 | E: 0 | K: 1 | S: 6 | 1B: 3 | 2B: 0 | 3B: 1 | HR: 0 | SF: 0 | SAC: 0 | DP: 2 | HBP: 0 | WP: 0 | PA: 33 |
|--|------|------|------|------|------|------|------|------|------|------|------|------|------|------|------|------|------|------|------|------|------|------|------|------|------|------|------|------|------|------|------|------|------|------|------|------|------|------|------|------|------|------|------|------|------|------|------|------|------|------|-------|-------|-------|-------|-------|--------|-------|--------|-------|--------|
| PITCHER<br>Bob Forsch, R (1, 1)<br>ERA: 3.88 | IP   | WLS  | BF   | H    | R    | ER   | SO   | BB   | IBB  | HBP  | BLK  | WP   | HR   | S    | P    | ERA  | WHIP |      |      |      |      |      |      |      |      |      |      |      |      |      |      |      |      |      |      | IP   | WLS  | BF   | H    | R    | ER   | SO   | BB   | IBB  | HBP  | BLK  | WP   | HR   | S    | P    | ERA   | WHIP  |       |       |       |        |       |        |       |        |

BOTTOM

St. Louis Cardinals @ Philadelphia Phillies  
Veterans Stadium, Philadelphia, PA  
Wed Sep 18 1985, 7:05 PM EDT  
Att. 17,354 - Unknown

livebaseballscorecards.com

|     |    |
|-----|----|
| AB  | 30 |
| R   | 0  |
| H   | 4  |
| RBI | 0  |
| BB  | 3  |
| SO  | 4  |
| LOB | 11 |





| Batter   | 1   | 2                         | 3                        | 4                       | 5                        | 6                      | 7                        | 8                      | 9                        | AB R H RBI BB SO LOB    | TOP  |                        |                          |                        |                          |                        |                          |                        |  |   |
|--|---|---------------------------|--------------------------|-------------------------|--------------------------|------------------------|--------------------------|------------------------|--------------------------|-------------------------|--|------------------------|--------------------------|------------------------|--------------------------|------------------------|--------------------------|------------------------|--|---|
| Vince Coleman, S (1, 7) X<br>OBP: 0.324, SLG: 0.346  | 0-0 4-3 ①   |                           | 0-0 6-3 ①                |                         | 4-0 4-3 S 6-3 BB         |                        | 0-3 0-3 K ①              |                        | 0-0 0-0 1B               | 4 1 1 0 1 1 0           | <b>St. Louis Cardinals @ Philadelphia Phillies</b><br><b>Veterans Stadium, Philadelphia, PA</b><br>Thu Sep 19 1985, 7:05 PM EDT<br>Att. 17,120 - Unknown |                        |                          |                        |                          |                        |                          |                        |  |   |
| Willie McGee, S (1, 8) X<br>OBP: 0.389, SLG: 0.520   | 0-0 6-3 ②   |                           | 0-3 0-3 K ②              |                         | 0-0 4-3 ①                |                        | 0-3 0-3 K ②              | 0-0 P4 ③               | 5 0 0 0 0 2 2            |                         |  |                        |                          |                        |                          |                        |                          |                        |  |   |
| Tom Herr, S (1, 4) X<br>OBP: 0.385, SLG: 0.414   | 0-0 F3 ③  |                           | 0-0 F8 ③                 |                         | 0-0 6-3 ②                |                        | 0-0 5-3 ③                |                        | 4 0 0 1 0 0 0            |                         |  |                        |                          |                        |                          |                        |                          |                        |  |   |
| Jack Clark, R (1, 9)<br>OBP: 0.398, SLG: 0.512   |   | 4-0 BB 1B 1B BB           |                          | 0-0 1B 1B SF8 1B        |                          | 4-0 BB BB BB BB        |                          | 0-0 FC6-4 1B           | 2 2 2 0 2 0 0            |                         |  |                        |                          |                        |                          |                        |                          |                        |  |   |
| Cesar Cedeno, R (1, 3)<br>OBP: 0.338, SLG: 0.426   |   | 0-0 1B BB 1-2 1B          |                          | 0-0 SF8 1B 1-2 1B       |                          | 0-0 F7 ③               |                          | 0-0 F9 ①               | 4 0 2 0 0 0 2            |                         |  |                        |                          |                        |                          |                        |                          |                        |  |   |
| Terry Pendleton, S (1, 5)<br>OBP: 0.275, SLG: 0.289  |   | 4-0 1B BB 1-2 2-3         |                          | 0-0 1B 1-2 2-3          |                          | 4-0 CS BB              |                          | 0-0 FC6-4 1-2f         | 2 0 1 0 2 0 1            |                         |  |                        |                          |                        |                          |                        |                          |                        |  |   |
| Ozzie Smith, S (1, 6)<br>OBP: 0.345, SLG: 0.351  |   | 0-0 F2 ①                  |                          | 0-0 SF8 ①               |                          | 0-0 FC6-4 1B 1-2       |                          | 0-0 F9 ③               | 3 0 1 1 0 0 4            |                         |  |                        |                          |                        |                          |                        |                          |                        |  |   |
| Tom Nieto, R (1, 2)<br>OBP: 0.303, SLG: 0.282  |   | 0-0 G6-4-3 1B 1-2 2-3 3-H |                          | 0-3 K ②                 |                          | 0-0 FC6-4 S 1-2f       |                          | 0-3 K ①                | 2 0 1 1 0 1 2            |                         |  |                        |                          |                        |                          |                        |                          |                        |  |   |
| Andy Van Slyke, L (6, PH)<br>OBP: 0.332, SLG: 0.444  |   |                           |                          |                         |                          |                        |                          |                        | 1 0 0 0 0 0 1            |                         |  |                        |                          |                        |                          |                        |                          |                        |  |   |
| Ricky Horton, L (6, 1)<br>OBP: 0.200, SLG: 0.077   |   |                           |                          |                         |                          |                        |                          |                        | 0 0 0 0 0 0 0            |                         |  |                        |                          |                        |                          |                        |                          |                        |  |   |
| Ivan De Jesus, R (9, PH)<br>OBP: 0.286, SLG: 0.318   |   |                           |                          |                         |                          |                        |                          |                        | 1 0 0 0 0 1 0            |                         |  |                        |                          |                        |                          |                        |                          |                        |  |   |
| Matt Keough, R (1, 1)<br>Joe Boever, R (3, 1)<br>Bill Campbell, R (3, 1)<br>Brian Harper, R (4, PH)<br>Pat Perry, L (4, 1)<br>Darrell Porter, L (6, PH)<br>Tito Landrum, R (9, PH) |   |                           |                          |                         |                          |                        |                          |                        |                          | 1 0 0 0 0 0 3           |  |                        |                          |                        |                          |                        |                          |                        |  |   |
|  |   |                           |                          |                         |                          |                        |                          |                        |                          | 0 0 0 0 0 0 0           |  |                        |                          |                        |                          |                        |                          |                        |  |   |
|  |   |                           |                          |                         |                          |                        |                          |                        |                          | 0 0 0 0 0 0 0           |  |                        |                          |                        |                          |                        |                          |                        |  |   |
|  |   |                           |                          |                         |                          |                        |                          |                        |                          | 1 0 0 0 0 0 2           |  |                        |                          |                        |                          |                        |                          |                        |  |   |
|  |   |                           |                          |                         |                          |                        |                          |                        |                          | 0 0 0 0 0 0 0           |  |                        |                          |                        |                          |                        |                          |                        |  |   |
|  |   |                           |                          |                         |                          |                        |                          |                        |                          | 1 0 0 0 0 0 1           |  |                        |                          |                        |                          |                        |                          |                        |  |   |
|  |   |                           |                          |                         |                          |                        |                          |                        |                          | 1 0 0 0 0 1 0           |  |                        |                          |                        |                          |                        |                          |                        |  |   |
| <b>Inning Stats</b>  | R: 0 H: 0 E: 0 K: 0 S: 3                              | H: 0 LOB: 0 BB: 0 P: 3    | R: 1 H: 2 E: 0 K: 0 S: 4 | H: 2 LOB: 2 BB: 2 P: 12 | R: 0 H: 0 E: 0 K: 1 S: 5 | H: 0 LOB: 0 BB: 0 P: 5 | R: 1 H: 3 E: 0 K: 1 S: 8 | H: 3 LOB: 2 BB: 0 P: 8 | R: 1 H: 0 E: 0 K: 0 S: 3 | H: 0 LOB: 1 BB: 2 P: 11 | R: 0 H: 1 E: 0 K: 2 S: 7   | H: 1 LOB: 1 BB: 0 P: 7 | R: 0 H: 0 E: 0 K: 2 S: 7 | H: 0 LOB: 0 BB: 0 P: 7 | R: 0 H: 1 E: 0 K: 2 S: 4 | H: 1 LOB: 1 BB: 0 P: 4 | R: 0 H: 1 E: 0 K: 2 S: 8 | H: 1 LOB: 1 BB: 0 P: 8 | 1B: 8 SF: 1<br>2B: 0 SAC: 0<br>3B: 0 DP: 1<br>HR: 0 HBP: 0 | WP: 0 PA: 38<br>PB: 0<br>SB: 2<br>CS: 1 |
| <b>PITCHER</b>   | IP WLS BF H R ER SO BB IBB HBP BLK WP HR S P ERA WHIP |                           |                          |                         |                          |                        |                          |                        |                          |                         |  |                        |                          |                        |                          |                        |                          |                        |  |   |
| Dave Rucker, L (1, 1)<br>ERA: 4.02   | 5.0 W 23 5 3 3 2 4 0 0 0 0 0 0 23 39 5.40 1.800       |                           |                          |                         |                          |                        |                          |                        |                          |                         |  |                        |                          |                        |                          |                        |                          |                        |  |   |
| Rocky Childress, R (6, 1)<br>ERA: 5.4  | 1.0 4 1 0 0 0 1 0 0 0 0 0 0 3 7 0.00 2.000            |                           |                          |                         |                          |                        |                          |                        |                          |                         |  |                        |                          |                        |                          |                        |                          |                        |  |   |
| Don Carman, L (7, 1)<br>ERA: 2.09  | 3.0 S 11 2 0 0 4 0 0 0 0 0 0 0 19 19 0.00 0.667       |                           |                          |                         |                          |                        |                          |                        |                          |                         |  |                        |                          |                        |                          |                        |                          |                        |  |   |

livebaseballscorecards.com

|     |    |
|-----|----|
| AB  | 32 |
| R   | 3  |
| H   | 8  |
| RBI | 3  |
| BB  | 5  |
| SO  | 6  |
| LOB | 18 |



| Batter  | 1                            | 2                               | 3                                       | 4                                | 5                            | 6                                | 7                            | 8                               | 9                            | AB                              | R                            | H                               | RBI                          | BB                              | SO                           | LOB                             |
|---|------------------------------|---------------------------------|---|----------------------------------|------------------------------|----------------------------------|------------------------------|---------------------------------|------------------------------|---------------------------------|------------------------------|---------------------------------|------------------------------|---------------------------------|------------------------------|---------------------------------|
| <b>Jeff Stone, L</b> (1, 7)<br>OBP: 0.301, SLG: 0.339<br><b>Garry Maddox, R</b> (6, PH)<br>OBP: 0.294, SLG: 0.356<br>(7, 8)   | 0-0<br>CS<br>1B              |                                 | BB<br>1B                                |                                  |                              | 1-2<br>1B                        |                              | 0-0<br>L4                       |                              | 3                               | 1                            | 2                               | 0                            | 0                               | 0                            | 3                               |
| <b>Juan Samuel, R</b> (1, 4)<br>OBP: 0.292, SLG: 0.429  | 0-0<br>5-3<br>1-2            |                                 | BB<br>BB<br>1B<br>BB                    |                                  | 0-0<br>L5                    | 0-0<br>F9<br>2-3                 |                              |                                 |                              | 3                               | 1                            | 0                               | 0                            | 1                               | 0                            | 3                               |
| <b>Von Hayes, L</b> (1, 8)<br>OBP: 0.343, SLG: 0.420<br>(7, 7)  | 0-0<br>F8                    |                                 | BB<br>BB<br>1-2<br>2-3<br>1B<br>BB      |                                  | 0-0<br>6-3                   | 0-0<br>F9                        |                              |                                 |                              | 3                               | 1                            | 0                               | 0                            | 1                               | 0                            | 2                               |
| <b>Mike Schmidt, R</b> (1, 3)<br>OBP: 0.372, SLG: 0.530   |                              | 0-0<br>3B<br>1B                 | 0-0<br>1-2<br>2-3<br>1B<br>BB           |                                  | 0-0<br>F7                    |                                  |                              | 0-0<br>6-3                      |                              | 4                               | 2                            | 2                               | 1                            | 0                               | 0                            | 0                               |
| <b>Glenn Wilson, R</b> (1, 9)<br>OBP: 0.310, SLG: 0.421   |                              | 0-3<br>K                        | 0-0<br>P6                               |                                  |                              | 0-0<br>P6                        |                              | 0-0<br>6-3                      |                              | 4                               | 0                            | 0                               | 0                            | 0                               | 1                            | 4                               |
| <b>Ozzie Virgil, R</b> (1, 2)<br>OBP: 0.339, SLG: 0.460   |                              | 0-0<br>1-H<br>2B<br>3B          | 0-0<br>1-2<br>2-3<br>3-H<br>1B<br>BB    |                                  | 0-0<br>5-3                   |                                  |                              | 0-0<br>5-3                      |                              | 3                               | 1                            | 1                               | 2                            | 1                               | 0                            | 0                               |
| <b>Luis Aguayo, R</b> (1, 6)<br>OBP: 0.388, SLG: 0.454  |                              | 0-0<br>3-H<br>2B                | 0-0<br>1-2<br>2-3<br>3-H<br>1B<br>1B    |                                  | 0-0<br>5-3                   |                                  |                              | 0-0<br>SH1-4<br>1B              |                              | 4                               | 0                            | 3                               | 2                            | 0                               | 0                            | 0                               |
| <b>Rick Schu, R</b> (1, 5)<br>OBP: 0.320, SLG: 0.383  |                              | 0-0<br>5-3                      | 0-0<br>1-2<br>2-3<br>3-H<br>FC6-4<br>1B |                                  |                              | 0-0<br>F9<br>1B<br>BB            |                              | 0-0<br>F7                       |                              | 3                               | 0                            | 1                               | 1                            | 1                               | 0                            | 2                               |
| <b>Dave Rucker, L</b> (1, 1)<br>OBP: 0.444, SLG: 0.500<br><b>Rocky Childress, R</b> (6, 1)<br><b>John Russell, R</b> (6, PH)<br>OBP: 0.292, SLG: 0.410<br><b>Don Carman, L</b> (7, 1) |                              | 0-3<br>K                        | 0-3<br>K                                |                                  |                              | 0-0<br>F9                        |                              | 0-0<br>SH1-4                    |                              | 2                               | 0                            | 0                               | 0                            | 0                               | 2                            | 4                               |
| <b>Inning Stats</b>   | R: 0<br>E: 0<br>K: 0<br>S: 3 | H: 1<br>LOB: 0<br>BB: 0<br>P: 3 | R: 2<br>E: 0<br>K: 2<br>S: 10           | H: 3<br>LOB: 1<br>BB: 0<br>P: 10 | R: 4<br>E: 0<br>K: 1<br>S: 9 | H: 4<br>LOB: 3<br>BB: 3<br>P: 21 | R: 0<br>E: 0<br>K: 0<br>S: 3 | H: 0<br>LOB: 0<br>BB: 0<br>P: 3 | R: 0<br>E: 0<br>K: 0<br>S: 3 | H: 0<br>LOB: 0<br>BB: 0<br>P: 3 | R: 0<br>E: 0<br>K: 0<br>S: 4 | H: 1<br>LOB: 2<br>BB: 1<br>P: 8 | R: 0<br>E: 0<br>K: 0<br>S: 3 | H: 0<br>LOB: 0<br>BB: 0<br>P: 3 | R: 0<br>E: 0<br>K: 0<br>S: 4 | H: 1<br>LOB: 1<br>BB: 0<br>P: 4 |

**BOTTOM**

St. Louis Cardinals @ Philadelphia Phillies  
 Veterans Stadium, Philadelphia, PA  
 Thu Sep 19 1985, 7:05 PM EDT  
 Att. 17,120 - Unknown

|     |    |
|-----|----|
| AB  | 32 |
| R   | 6  |
| H   | 10 |
| RBI | 6  |
| BB  | 4  |
| SO  | 3  |
| LOB | 20 |



| PITCHER                                     |     |     |    |   |   |    |    |    |     |     |     |    |    |    |    |       | WP    | HR    | S      | P     | ERA   | WHIP  |
|---|-----|-----|----|---|---|----|----|----|-----|-----|-----|----|----|----|----|-------|-------|-------|--------|-------|-------|-------|
| <b>Matt Keough, R</b> (1, 1)<br>ERA: 5.63   | 2.0 | WLS | BF | H | R | ER | SO | BB | IBB | HBP | BLK | WP | HR | S  | P  | ERA   | WHIP  | WP: 0 | PA: 37 | PB: 0 | SB: 1 | CS: 1 |
| <b>Joe Boever, R</b> (3, 1)<br>ERA: 4.7     | 0.1 | L   | 4  | 2 | 0 | 0  | 0  | 1  | 0   | 0   | 0   | 0  | 0  | 3  | 7  | 0.00  | 9.000 |       |        |       |       |       |
| <b>Bill Campbell, R</b> (3, 1)<br>ERA: 3.32 | 0.2 |     | 3  | 1 | 1 | 1  | 1  | 0  | 0   | 0   | 0   | 0  | 0  | 5  | 5  | 13.50 | 1.500 |       |        |       |       |       |
| <b>Pat Perry, L</b> (4, 1)<br>ERA:          | 2.0 |     | 6  | 0 | 0 | 0  | 0  | 0  | 0   | 0   | 0   | 0  | 0  | 6  | 6  | 0.00  | 0.000 |       |        |       |       |       |
| <b>Ricky Horton, L</b> (6, 1)<br>ERA: 2.69  | 3.0 |     | 12 | 2 | 0 | 0  | 0  | 1  | 0   | 0   | 0   | 0  | 0  | 11 | 15 | 0.00  | 1.000 |       |        |       |       |       |



| Batter   | 1                            | 2                               | 3                            | 4                               | 5                            | 6                               | 7                            | 8                                | 9                                | AB R H RBI BB SO LOB            | TOP                          |                                 |                              |                                 |                              |                                  |                              |                                  |                                  |                                    |                                  |        |   |   |    |    |    |     |     |     |    |    |   |   |     |      |  |  |  |
|--|------------------------------|---------------------------------|------------------------------|---------------------------------|------------------------------|---------------------------------|------------------------------|----------------------------------|----------------------------------|---------------------------------|------------------------------|---------------------------------|------------------------------|---------------------------------|------------------------------|----------------------------------|------------------------------|----------------------------------|----------------------------------|------------------------------------|----------------------------------|--------|---|---|----|----|----|-----|-----|-----|----|----|---|---|-----|------|--|--|--|
| Bob Dernier, R<br>OBP: 0.308, SLG: 0.313<br>(1, 8)   | 0-0<br>F9                    |                                 | 0-0<br>6-3                   |                                 | 0-0<br>6-3                   |                                 | 0-0<br>F8                    |                                  | 4-0<br>BB<br>S<br>BB<br>BB<br>BB | 4 0 0 0 1 0 1                   |                              |                                 |                              |                                 |                              |                                  |                              |                                  |                                  |                                    |                                  |        |   |   |    |    |    |     |     |     |    |    |   |   |     |      |  |  |  |
| Shawon Dunston, R<br>OBP: 0.290, SLG: 0.349<br>(1, 6)  | 0-3<br>K                     |                                 |                              | 0-0<br>23 HR<br>1B              | 0-0<br>F9                    |                                 |                              | 0-0<br>B5-3                      | 0-3<br>K                         | 5 1 1 0 0 2 1                   |                              |                                 |                              |                                 |                              |                                  |                              |                                  |                                  |                                    |                                  |        |   |   |    |    |    |     |     |     |    |    |   |   |     |      |  |  |  |
| 23 Ryne Sandberg, R<br>OBP: 0.367, SLG: 0.507<br>(1, 4)  | 0-0<br>6-3                   |                                 |                              | 0-0<br>1-H<br>HR                | 0-0<br>1B                    |                                 |                              | 0-0<br>F9                        |                                  | 4 1 2 2 0 0 0                   |                              |                                 |                              |                                 |                              |                                  |                              |                                  |                                  |                                    |                                  |        |   |   |    |    |    |     |     |     |    |    |   |   |     |      |  |  |  |
| Keith Moreland, R<br>OBP: 0.364, SLG: 0.419<br>(1, 5)<br>(8, 9)  |                              | 0-0<br>F9                       |                              | 0-0<br>F9<br>BB<br>1B           | 0-0<br>F6                    |                                 |                              | 4-0<br>BB<br>1B<br>BB            |                                  | 3 1 1 0 1 0 1                   |                              |                                 |                              |                                 |                              |                                  |                              |                                  |                                  |                                    |                                  |        |   |   |    |    |    |     |     |     |    |    |   |   |     |      |  |  |  |
| Leon Durham, L<br>OBP: 0.358, SLG: 0.456<br>(1, 3)   |                              | 0-0<br>F8                       |                              | 4-0<br>BB<br>1-2<br>BB          |                              | 0-0<br>F5                       |                              | 0-0<br>1B<br>1-2<br>1B           |                                  | 3 0 1 0 1 0 0                   |                              |                                 |                              |                                 |                              |                                  |                              |                                  |                                  |                                    |                                  |        |   |   |    |    |    |     |     |     |    |    |   |   |     |      |  |  |  |
| Gary Matthews, R<br>OBP: 0.353, SLG: 0.379<br>Dave Owen, S<br>OBP: 0.375, SLG: 0.375<br>(1, 7)<br>(8, 5) |                              | 0-0<br>F8                       |                              | 0-0<br>F9                       |                              | 0-0<br>6-3                      |                              | 0-0<br>1-2<br>2-H<br>1B          |                                  | 4 0 1 1 0 0 2<br>0 0 0 0 0 0 0  |                              |                                 |                              |                                 |                              |                                  |                              |                                  |                                  |                                    |                                  |        |   |   |    |    |    |     |     |     |    |    |   |   |     |      |  |  |  |
| Thad Bosley, L<br>OBP: 0.393, SLG: 0.528<br>(1, 9)<br>(8, 7)   |                              |                                 | 0-0<br>SH1-4<br>1B           | 4-0<br>BB<br>1-2<br>BB          |                              | 0-0<br>4-3                      |                              | 0-3<br>K                         |                                  | 3 0 1 0 1 1 2<br>0 0 0 0 0 0 0  |                              |                                 |                              |                                 |                              |                                  |                              |                                  |                                  |                                    |                                  |        |   |   |    |    |    |     |     |     |    |    |   |   |     |      |  |  |  |
| Gary Woods, R<br>OBP: 0.344, SLG: 0.260<br>(9, 7)  |                              |                                 |                              |                                 |                              |                                 |                              |                                  |                                  |                                 |                              |                                 |                              |                                 |                              |                                  |                              |                                  |                                  |                                    |                                  |        |   |   |    |    |    |     |     |     |    |    |   |   |     |      |  |  |  |
| Steve Lake, R<br>OBP: 0.184, SLG: 0.202<br>(1, 2)  |                              |                                 | 0-0<br>F6                    | 0-0<br>B2                       |                              |                                 | 0-0<br>F9                    |                                  | 0-3<br>K                         | 4 0 0 0 0 1 4                   |                              |                                 |                              |                                 |                              |                                  |                              |                                  |                                  |                                    |                                  |        |   |   |    |    |    |     |     |     |    |    |   |   |     |      |  |  |  |
| Reggie Patterson, R<br>Lee Smith, R<br>(1, 1)<br>(9, 1)  |                              |                                 | 0-0<br>SH1-4                 | 0-0<br>F9                       |                              |                                 | 0-0<br>6-3                   |                                  | 0-0<br>4-3                       | 3 0 0 0 0 0 3<br>0 0 0 0 0 0 0  |                              |                                 |                              |                                 |                              |                                  |                              |                                  |                                  |                                    |                                  |        |   |   |    |    |    |     |     |     |    |    |   |   |     |      |  |  |  |
| <b>Inning Stats</b>  | R: 0<br>E: 0<br>K: 1<br>S: 5 | H: 0<br>LOB: 0<br>BB: 0<br>P: 5 | R: 0<br>E: 0<br>K: 0<br>S: 3 | H: 0<br>LOB: 0<br>BB: 0<br>P: 3 | R: 0<br>E: 0<br>K: 0<br>S: 4 | H: 1<br>LOB: 1<br>BB: 0<br>P: 4 | R: 2<br>E: 0<br>K: 0<br>S: 6 | H: 3<br>LOB: 3<br>BB: 2<br>P: 14 | R: 0<br>E: 0<br>K: 0<br>S: 4     | H: 1<br>LOB: 1<br>BB: 0<br>P: 4 | R: 0<br>E: 0<br>K: 0<br>S: 3 | H: 0<br>LOB: 0<br>BB: 0<br>P: 3 | R: 0<br>E: 0<br>K: 0<br>S: 3 | H: 0<br>LOB: 0<br>BB: 0<br>P: 3 | R: 1<br>E: 0<br>K: 1<br>S: 7 | H: 2<br>LOB: 2<br>BB: 1<br>P: 11 | R: 0<br>E: 0<br>K: 2<br>S: 7 | H: 0<br>LOB: 1<br>BB: 1<br>P: 11 | 1B: 6<br>2B: 0<br>3B: 0<br>HR: 1 | SF: 0<br>SAC: 1<br>DP: 0<br>HBP: 0 | WP: 0<br>PB: 0<br>SB: 1<br>CS: 0 | PA: 38 |   |   |    |    |    |     |     |     |    |    |   |   |     |      |  |  |  |
| <b>PITCHER</b><br>Charles Hudson, R<br>ERA: 3.74<br>Dave Shipanoff, R<br>ERA: 1.88<br>(1, 1)<br>(9, 1)   | IP<br>8.0                    | WLS<br>L                        | BF<br>34                     | H<br>7                          | R<br>3                       | ER<br>3                         | SO<br>2                      | BB<br>3                          | IBB<br>0                         | HBP<br>0                        | BLK<br>0                     | WP<br>0                         | HR<br>1                      | S<br>35                         | P<br>47                      | ERA<br>3.38                      | WHIP<br>1.250                |                                  |                                  |                                    |                                  |        |   |   |    |    |    |     |     |     |    |    |   |   |     |      |  |  |  |
|  |                              |                                 |                              |                                 |                              |                                 |                              |                                  |                                  |                                 |                              |                                 |                              |                                 |                              |                                  |                              |                                  | <b>PITCHER</b>                   | IP                                 | WLS                              | BF     | H | R | ER | SO | BB | IBB | HBP | BLK | WP | HR | S | P | ERA | WHIP |  |  |  |

Chicago Cubs @ Philadelphia Phillies  
Veterans Stadium, Philadelphia, PA  
Fri Sep 20 1985, 7:05 PM EDT  
Att. 20,207 - Unknown

livebaseballscorecards.com

|     |    |
|-----|----|
| AB  | 33 |
| R   | 3  |
| H   | 7  |
| RBI | 3  |
| BB  | 4  |
| SO  | 4  |
| LOB | 14 |







| Batter  | 1   | 2   | 3   | 4   | 5   | 6   | 7   | 8   | 9   | AB R H RBI BB SO LOB  | TOP   |   |   |   |   |   |   |   |   |   |   |   |   |   |
|---|---|---|---|---|---|---|---|---|---|---|---|---|---|---|---|---|---|---|---|---|---|---|---|---|
| Bob Dernier, R<br>OBP: 0.309, SLG: 0.312<br>(1, 8)  | 0-0<br>F8   |   | 0-0<br>BB<br>2-H<br>1B  |   | 0-0<br>BB<br>FC   |   | 0-0<br>G3   |   |   | 4 1 1 2 1 0 2   |   |   |   |   |   |   |   |   |   |   |   |   |   |   |
| Shawon Dunston, R<br>OBP: 0.292, SLG: 0.347<br>(1, 6)   | 0-0<br>F7   |   | 4-0<br>BB<br>23<br>1B   |   | 0-0<br>BB<br>FC5-4  |   |   | 0-0<br>L4   |   | 4 1 1 1 1 0 1   |   |   |   |   |   |   |   |   |   |   |   |   |   |   |
| 23 Ryne Sandberg, R<br>OBP: 0.368, SLG: 0.507<br>Chris Speier, R<br>OBP: 0.284, SLG: 0.338<br>(1, 4)<br>(7, 4)                            | 0-0<br>5-3  |   | 0-0<br>BB<br>1-2<br>1B  |   | 0-0<br>BB<br>1-3  |   |   | 0-0<br>5-3  |   | 4 1 2 2 0 0 1<br>1 0 0 0 0 0 0  |   |   |   |   |   |   |   |   |   |   |   |   |   |   |
| Keith Moreland, R<br>OBP: 0.363, SLG: 0.421<br>Dave Owen, S<br>OBP: 0.333, SLG: 0.333<br>(1, 5)<br>(6, 5)                                 |   | 0-0<br>1-3  | 0-0<br>F8   |   | 0-0<br>2B<br>3B   |   | 0-0<br>4-3  |   | 0-0<br>G3   | 4 1 1 1 0 0 2<br>1 0 0 0 0 0 0  |   |   |   |   |   |   |   |   |   |   |   |   |   |   |
| Leon Durham, L<br>OBP: 0.356, SLG: 0.455<br>(1, 3)  |   | 0-3<br>K  |   | 0-3<br>K  | 0-0<br>1B<br>2B   |   | 0-0<br>F7   |   | 0-3<br>K  | 5 1 1 1 0 3 0   |   |   |   |   |   |   |   |   |   |   |   |   |   |   |
| Jody Davis, R<br>OBP: 0.289, SLG: 0.378<br>Steve Lake, R<br>OBP: 0.183, SLG: 0.200<br>(1, 2)<br>(8, 2)                                    |   | 4-0<br>BB   |   | 0-0<br>F4   | 0-0<br>1B<br>1B<br>5-3<br>1B  |   | 0-0<br>4-3  |   | 0-3<br>K  | 3 1 1 0 1 0 0<br>1 0 0 0 0 1 0  |   |   |   |   |   |   |   |   |   |   |   |   |   |   |
| Thad Bosley, L<br>OBP: 0.398, SLG: 0.531<br>Gary Woods, R<br>OBP: 0.348, SLG: 0.256<br>(1, 9)<br>(5, 9)                                   |   | 0-0<br>F8   |   | 0-0<br>E<br>S<br>1B   | 0-0<br>5-3<br>FC<br>1B  |   | 4-0<br>BB   |   | 0-0<br>6-3  | 3 1 2 1 0 0 1<br>1 0 0 0 1 0 0  |   |   |   |   |   |   |   |   |   |   |   |   |   |   |
| Billy Hatcher, R<br>OBP: 0.299, SLG: 0.363<br>(1, 7)  |   |   | 0-0<br>1B<br>2B   | 0-0<br>E5   | 0-0<br>FC<br>5-3<br>FC5-4<br>1B   |   | 0-0<br>F7   |   |   | 4 2 2 0 0 0 2   |   |   |   |   |   |   |   |   |   |   |   |   |   |   |
| Johnny Abrego, R<br>Gary Matthews, R<br>OBP: 0.352, SLG: 0.378<br>Jay Baller, R<br>Dave Beard, L<br>(1, 1)<br>(7, PH)<br>(7, 1)<br>(9, 1) |   |   | 0-0<br>B1-3   | 0-0<br>F8   | 0-0<br>5-3  |   | 0-3<br>K  |   |   | 3 0 0 1 0 0 5<br>1 0 0 0 0 1 1<br>0 0 0 0 0 0 0<br>0 0 0 0 0 0 0                                      |   |   |   |   |   |   |   |   |   |   |   |   |   |   |
| <b>Inning Stats</b>   | R: 0<br>E: 0<br>K: 0<br>S: 3  | H: 0<br>LOB: 0<br>BB: 0<br>P: 3   | R: 0<br>E: 0<br>K: 1<br>S: 5  | H: 0<br>LOB: 1<br>BB: 1<br>P: 9   | R: 1<br>E: 0<br>K: 0<br>S: 5  | H: 3<br>LOB: 2<br>BB: 1<br>P: 9   | R: 0<br>E: 1<br>K: 1<br>S: 7  | H: 1<br>LOB: 2<br>BB: 0<br>P: 7   | R: 8<br>E: 0<br>K: 0<br>S: 11   | H: 7<br>LOB: 1<br>BB: 1<br>P: 15  | R: 0<br>E: 0<br>K: 0<br>S: 3  | H: 0<br>LOB: 0<br>BB: 0<br>P: 3   | R: 0<br>E: 0<br>K: 1<br>S: 5  | H: 0<br>LOB: 1<br>BB: 1<br>P: 9   | R: 0<br>E: 0<br>K: 2<br>S: 7  | H: 0<br>LOB: 0<br>BB: 0<br>P: 7   | R: 0<br>E: 0<br>K: 2<br>S: 7  | H: 0<br>LOB: 0<br>BB: 0<br>P: 7   | 1B: 8<br>2B: 2<br>3B: 1<br>HR: 0  | SF: 0<br>SAC: 0<br>DP: 0<br>HBP: 0  | WP: 0<br>PB: 0<br>SB: 3<br>CS: 0  | PA: 43  |   |   |
| <b>PITCHER</b>  | IP<br>WLS<br>BF<br>H<br>R<br>ER<br>SO<br>BB<br>IBB<br>HBP<br>BLK<br>WP<br>HR<br>S<br>P<br>ERA<br>WHIP | IP<br>WLS<br>BF<br>H<br>R<br>ER<br>SO<br>BB<br>IBB<br>HBP<br>BLK<br>WP<br>HR<br>S<br>P<br>ERA<br>WHIP | IP<br>WLS<br>BF<br>H<br>R<br>ER<br>SO<br>BB<br>IBB<br>HBP<br>BLK<br>WP<br>HR<br>S<br>P<br>ERA<br>WHIP | IP<br>WLS<br>BF<br>H<br>R<br>ER<br>SO<br>BB<br>IBB<br>HBP<br>BLK<br>WP<br>HR<br>S<br>P<br>ERA<br>WHIP | IP<br>WLS<br>BF<br>H<br>R<br>ER<br>SO<br>BB<br>IBB<br>HBP<br>BLK<br>WP<br>HR<br>S<br>P<br>ERA<br>WHIP | IP<br>WLS<br>BF<br>H<br>R<br>ER<br>SO<br>BB<br>IBB<br>HBP<br>BLK<br>WP<br>HR<br>S<br>P<br>ERA<br>WHIP | IP<br>WLS<br>BF<br>H<br>R<br>ER<br>SO<br>BB<br>IBB<br>HBP<br>BLK<br>WP<br>HR<br>S<br>P<br>ERA<br>WHIP | IP<br>WLS<br>BF<br>H<br>R<br>ER<br>SO<br>BB<br>IBB<br>HBP<br>BLK<br>WP<br>HR<br>S<br>P<br>ERA<br>WHIP | IP<br>WLS<br>BF<br>H<br>R<br>ER<br>SO<br>BB<br>IBB<br>HBP<br>BLK<br>WP<br>HR<br>S<br>P<br>ERA<br>WHIP | IP<br>WLS<br>BF<br>H<br>R<br>ER<br>SO<br>BB<br>IBB<br>HBP<br>BLK<br>WP<br>HR<br>S<br>P<br>ERA<br>WHIP | IP<br>WLS<br>BF<br>H<br>R<br>ER<br>SO<br>BB<br>IBB<br>HBP<br>BLK<br>WP<br>HR<br>S<br>P<br>ERA<br>WHIP | IP<br>WLS<br>BF<br>H<br>R<br>ER<br>SO<br>BB<br>IBB<br>HBP<br>BLK<br>WP<br>HR<br>S<br>P<br>ERA<br>WHIP | IP<br>WLS<br>BF<br>H<br>R<br>ER<br>SO<br>BB<br>IBB<br>HBP<br>BLK<br>WP<br>HR<br>S<br>P<br>ERA<br>WHIP | IP<br>WLS<br>BF<br>H<br>R<br>ER<br>SO<br>BB<br>IBB<br>HBP<br>BLK<br>WP<br>HR<br>S<br>P<br>ERA<br>WHIP | IP<br>WLS<br>BF<br>H<br>R<br>ER<br>SO<br>BB<br>IBB<br>HBP<br>BLK<br>WP<br>HR<br>S<br>P<br>ERA<br>WHIP | IP<br>WLS<br>BF<br>H<br>R<br>ER<br>SO<br>BB<br>IBB<br>HBP<br>BLK<br>WP<br>HR<br>S<br>P<br>ERA<br>WHIP | IP<br>WLS<br>BF<br>H<br>R<br>ER<br>SO<br>BB<br>IBB<br>HBP<br>BLK<br>WP<br>HR<br>S<br>P<br>ERA<br>WHIP | IP<br>WLS<br>BF<br>H<br>R<br>ER<br>SO<br>BB<br>IBB<br>HBP<br>BLK<br>WP<br>HR<br>S<br>P<br>ERA<br>WHIP | IP<br>WLS<br>BF<br>H<br>R<br>ER<br>SO<br>BB<br>IBB<br>HBP<br>BLK<br>WP<br>HR<br>S<br>P<br>ERA<br>WHIP | IP<br>WLS<br>BF<br>H<br>R<br>ER<br>SO<br>BB<br>IBB<br>HBP<br>BLK<br>WP<br>HR<br>S<br>P<br>ERA<br>WHIP | IP<br>WLS<br>BF<br>H<br>R<br>ER<br>SO<br>BB<br>IBB<br>HBP<br>BLK<br>WP<br>HR<br>S<br>P<br>ERA<br>WHIP | IP<br>WLS<br>BF<br>H<br>R<br>ER<br>SO<br>BB<br>IBB<br>HBP<br>BLK<br>WP<br>HR<br>S<br>P<br>ERA<br>WHIP | IP<br>WLS<br>BF<br>H<br>R<br>ER<br>SO<br>BB<br>IBB<br>HBP<br>BLK<br>WP<br>HR<br>S<br>P<br>ERA<br>WHIP | IP<br>WLS<br>BF<br>H<br>R<br>ER<br>SO<br>BB<br>IBB<br>HBP<br>BLK<br>WP<br>HR<br>S<br>P<br>ERA<br>WHIP |

**Chicago Cubs @ Philadelphia Phillies**  
Veterans Stadium, Philadelphia, PA  
Sat Sep 21 1985, 3:33 AM EDT  
Att: 17,779 - Unknown

livebaseballscorecards.com

|     |    |
|-----|----|
| AB  | 39 |
| R   | 9  |
| H   | 11 |
| RBI | 9  |
| BB  | 4  |
| SO  | 5  |
| LOB | 15 |







| Batter  | 1   | 2                                | 3                            | 4                               | 5                            | 6                               | 7                            | 8                               | 9                            | AB R H RBI BB SO LOB   | TOP                          |                                 |                              |                                 |                              |                                  |                              |                                 |                                   |                                    |                                  |   |
|---|---|----------------------------------|------------------------------|---------------------------------|------------------------------|---------------------------------|------------------------------|---------------------------------|------------------------------|--|------------------------------|---------------------------------|------------------------------|---------------------------------|------------------------------|----------------------------------|------------------------------|---------------------------------|-----------------------------------|------------------------------------|----------------------------------|---|
| Bob Dernier, R<br>OBP: 0.314, SLG: 0.316<br>(1, 8) X  | 0-0<br>S<br>1B  | 0-0<br>FC4-6<br>1B               |                              | 0-0<br>F2                       |                              | 0-0<br>HR<br>1B                 |                              | 4-0<br>1B<br>E<br>BB            | 0-0<br>E5<br>23<br>1B        | 5 4 3 0 1 0 1  |                              |                                 |                              |                                 |                              |                                  |                              |                                 |                                   |                                    |                                  |   |
| Shawon Dunston, R<br>OBP: 0.298, SLG: 0.366<br>(1, 6) X   | 0-0<br>F8   | 0-3<br>K                         |                              | 0-0<br>F4                       |                              | 0-0<br>HR<br>1B                 |                              | 0-0<br>23<br>S<br>E<br>1B       | 0-0<br>23<br>1B              | 6 2 3 2 0 1 4  |                              |                                 |                              |                                 |                              |                                  |                              |                                 |                                   |                                    |                                  |   |
| 23 Ryne Sandberg, R<br>OBP: 0.369, SLG: 0.506<br>(1, 4) B B B   | 4-0<br>1B<br>S<br>BB  | 0-0<br>F9                        |                              | 0-0<br>1B                       |                              | 0-3<br>K                        |                              | 0-0<br>5-3                      | 0-0<br>1B                    | 5 1 2 1 1 1 4  |                              |                                 |                              |                                 |                              |                                  |                              |                                 |                                   |                                    |                                  |   |
| Keith Moreland, R<br>OBP: 0.363, SLG: 0.420<br>Dave Owen, S<br>OBP: 0.300, SLG: 0.300<br>(1, 5) X<br>(8, 5)   | 0-0<br>BB<br>S<br>1B  | 0-0<br>FC4-6                     |                              | 0-0<br>F9                       |                              | 0-0<br>F4                       |                              | 4-0<br>E<br>4-3<br>IBB          | 0-0<br>4-3                   | 4 1 1 1 1 0 4<br>1 0 0 0 0 0 2                                   |                              |                                 |                              |                                 |                              |                                  |                              |                                 |                                   |                                    |                                  |   |
| Davey Lopes, R<br>OBP: 0.377, SLG: 0.429<br>Thad Bosley, L<br>OBP: 0.396, SLG: 0.528<br>(1, 7) X<br>(8, PH)<br>(8, 7)   | 0-0<br>F3   |                                  | 0-0<br>4-3                   |                                 | 0-0<br>F6                    |                                 | 0-0<br>F4                    | 0-0<br>E3<br>4-3                |                              | 4 0 0 0 0 0 2<br>1 0 0 1 0 0 1                                   |                              |                                 |                              |                                 |                              |                                  |                              |                                 |                                   |                                    |                                  |   |
| Jody Davis, R<br>OBP: 0.292, SLG: 0.380<br>Dave Gumpert, R<br>(1, 2) B B B<br>(9, 1)  | 4-0<br>BB<br>1-2<br>BB  |                                  | 0-0<br>4-3<br>2B             |                                 | 4-0<br>S<br>BB               |                                 | 0-0<br>6-3                   | 0-0<br>4-3                      |                              | 3 0 1 1 2 0 1<br>0 0 0 0 0 0 0                                   |                              |                                 |                              |                                 |                              |                                  |                              |                                 |                                   |                                    |                                  |   |
| Leon Durham, L<br>OBP: 0.357, SLG: 0.460<br>(1, 3) B B B  | 4-0<br>1-2<br>2-3<br>3-H<br>BB  |                                  | 0-0<br>4-3                   |                                 | 0-0<br>F6                    |                                 | 0-0<br>HR                    | 0-0<br>K                        |                              | 4 1 1 2 1 1 3  |                              |                                 |                              |                                 |                              |                                  |                              |                                 |                                   |                                    |                                  |   |
| Billy Hatcher, R<br>OBP: 0.285, SLG: 0.364<br>(1, 9) X  | 0-0<br>6-3  |                                  | 0-0<br>5-3                   |                                 | 0-0<br>1-3                   |                                 | 0-0<br>2B                    |                                 | 0-0<br>F7                    | 5 0 1 0 0 0 5  |                              |                                 |                              |                                 |                              |                                  |                              |                                 |                                   |                                    |                                  |   |
| Dennis Eckersley, R<br>OBP: 0.241, SLG: 0.196<br>Ron Cey, R<br>OBP: 0.318, SLG: 0.401<br>Jay Baller, R<br>(7, PH)<br>(7, 1)<br>Steve Lake, R<br>OBP: 0.181, SLG: 0.198<br>(9, PH)<br>(9, 2) |   | 0-0<br>23<br>F9<br>1B            |                              | 0-0<br>23<br>1B                 |                              | 0-3<br>K                        | 0-0<br>F3                    | 0-0<br>5-3                      |                              | 3 0 2 0 0 1 0<br>1 0 0 0 0 0 1<br>0 0 0 0 0 0 0<br>1 0 0 0 0 0 0 |                              |                                 |                              |                                 |                              |                                  |                              |                                 |                                   |                                    |                                  |   |
| <b>Inning Stats</b>   | R: 2<br>E: 0<br>K: 0<br>S: 5  | H: 2<br>LOB: 3<br>BB: 3<br>P: 17 | R: 0<br>E: 0<br>K: 1<br>S: 7 | H: 2<br>LOB: 2<br>BB: 0<br>P: 7 | R: 0<br>E: 0<br>K: 0<br>S: 4 | H: 1<br>LOB: 1<br>BB: 0<br>P: 4 | R: 0<br>E: 0<br>K: 0<br>S: 5 | H: 2<br>LOB: 2<br>BB: 0<br>P: 5 | R: 0<br>E: 0<br>K: 0<br>S: 3 | H: 0<br>LOB: 1<br>BB: 1<br>P: 7                                  | R: 2<br>E: 0<br>K: 2<br>S: 9 | H: 2<br>LOB: 0<br>BB: 0<br>P: 9 | R: 1<br>E: 0<br>K: 0<br>S: 5 | H: 2<br>LOB: 1<br>BB: 0<br>P: 5 | R: 3<br>E: 1<br>K: 1<br>S: 7 | H: 1<br>LOB: 1<br>BB: 2<br>P: 15 | R: 1<br>E: 1<br>K: 0<br>S: 6 | H: 2<br>LOB: 2<br>BB: 0<br>P: 6 | 1B: 10<br>2B: 2<br>3B: 0<br>HR: 2 | SF: 0<br>SAC: 0<br>DP: 0<br>HBP: 0 | WP: 0<br>PB: 0<br>SB: 6<br>CS: 0 | PA: 49  |
| <b>PITCHER</b>  | IP<br>WLS<br>BF<br>H<br>R<br>ER<br>SO<br>BB<br>IBB<br>HBP<br>BLK<br>WP<br>HR<br>S<br>P<br>ERA<br>WHIP |                                  |                              |                                 |                              |                                 |                              |                                 |                              |  |                              |                                 |                              |                                 |                              |                                  |                              |                                 |                                   |                                    | <b>PITCHER</b>                   | IP<br>WLS<br>BF<br>H<br>R<br>ER<br>SO<br>BB<br>IBB<br>HBP<br>BLK<br>WP<br>HR<br>S<br>P<br>ERA<br>WHIP |
| Shane Rawley, L<br>ERA: 2.92<br>(1, 1)  | 6.2<br>L<br>35<br>11<br>5<br>5<br>3<br>4<br>0<br>0<br>0<br>0<br>2<br>37<br>53<br>6.75<br>2.250        |                                  |                              |                                 |                              |                                 |                              |                                 |                              |  |                              |                                 |                              |                                 |                              |                                  |                              |                                 |                                   |                                    |                                  |   |
| Larry Andersen, R<br>ERA: 4.7<br>(7, 1)   | 0.1<br>1<br>0<br>0<br>0<br>0<br>0<br>0<br>0<br>0<br>0<br>0<br>0<br>1<br>1<br>0.00<br>0.000            |                                  |                              |                                 |                              |                                 |                              |                                 |                              |  |                              |                                 |                              |                                 |                              |                                  |                              |                                 |                                   |                                    |                                  |   |
| Kent Tekulve, R<br>ERA: 3.72<br>(8, 1)  | 2.0<br>13<br>3<br>4<br>1<br>1<br>1<br>1<br>1<br>0<br>0<br>0<br>0<br>13<br>21<br>4.50<br>2.000         |                                  |                              |                                 |                              |                                 |                              |                                 |                              |  |                              |                                 |                              |                                 |                              |                                  |                              |                                 |                                   |                                    |                                  |   |

Chicago Cubs @ Philadelphia Phillies  
Veterans Stadium, Philadelphia, PA  
Sun Sep 22 1985, 3:33 AM EDT  
Att: 21,768 - Unknown

livebaseballscorecards.com

|     |    |
|-----|----|
| AB  | 43 |
| R   | 9  |
| H   | 14 |
| RBI | 8  |
| BB  | 6  |
| SO  | 4  |
| LOB | 28 |



| Batter  | 1         | 2               | 3         | 4        | 5                  | 6                          | 7          | 8                | 9                     | AB | R | H | RBI | BB | SO | LOB |
|---|-----------|-----------------|-----------|----------|--------------------|----------------------------|------------|------------------|-----------------------|----|---|---|-----|----|----|-----|
| Jeff Stone, L (1, 7)<br>OBP: 0.304, SLG: 0.335    | 0-0<br>B3 |                 | 0-0<br>L6 |          | 0-3<br>K           |                            | 0-0<br>G3  |                  | 0-0<br>F7             | 5  | 0 | 0 | 0   | 0  | 1  | 3   |
| Luis Aguayo, R (1, 4)<br>OBP: 0.393, SLG: 0.483   | 0-0<br>1B |                 | 0-0<br>F7 |          |                    | 0-0<br>HR                  |            | 0-0<br>6-3       | 0-0<br>1B             | 5  | 1 | 3 | 1   | 0  | 0  | 0   |
| Von Hayes, L (1, 8)<br>OBP: 0.344, SLG: 0.420     | 0-0<br>F8 |                 | 0-0<br>F4 |          |                    | 0-0<br>FC1-6<br>1B         |            | 0-0<br>1B        | 0-0<br>1B             | 5  | 0 | 2 | 0   | 0  | 0  | 4   |
| Mike Schmidt, R (1, 3)<br>OBP: 0.370, SLG: 0.526  | 0-3<br>K  |                 |           | 0-3<br>K |                    | 0-0<br>1-2<br>1B           |            | 0-0<br>1-2<br>1B |                       | 4  | 0 | 2 | 0   | 0  | 2  | 1   |
| Glenn Wilson, R (1, 9)<br>OBP: 0.306, SLG: 0.415  |           | 0-3<br>K        |           | 0-3<br>K |                    | 0-3<br>K                   |            | 0-3<br>K         |                       | 4  | 0 | 0 | 0   | 0  | 4  | 4   |
| Ozzie Virgil, R (1, 2)<br>OBP: 0.335, SLG: 0.452  |           | 0-0<br>6-3      |           | 0-3<br>K |                    | 0-0<br>FC1-6<br>1-2<br>2-3 |            | 0-0<br>F4        |                       | 4  | 0 | 0 | 0   | 0  | 1  | 4   |
| Tom Foley, L (1, 6)<br>OBP: 0.272, SLG: 0.301     |           | 0-0<br>1B<br>2B |           |          | 0-0<br>F6          | 0-0<br>F8                  |            | 0-0<br>4-3       |                       | 4  | 1 | 1 | 0   | 0  | 0  | 2   |
| Rick Schu, R (1, 5)<br>OBP: 0.321, SLG: 0.380     |           | 0-0<br>1B       |           |          | 0-0<br>SH1-4<br>1B |                            | 0-0<br>F9  |                  | 0-0<br>E5<br>1B<br>BB | 4  | 0 | 2 | 1   | 0  | 0  | 0   |
| Shane Rawley, R (1, 1)<br>OBP: 0.194, SLG: 0.145  |           | 0-0<br>4-3      |           |          | 0-0<br>SH1-4       |                            | 0-0<br>5-3 |                  | 4-0<br>1B<br>BB       | 1  | 0 | 0 | 0   | 0  | 0  | 1   |
| Larry Andersen, R (7, 1)                          |           |                 |           |          |                    |                            |            |                  |                       | 0  | 0 | 0 | 0   | 0  | 0  | 0   |
| Juan Samuel, R (7, PH)<br>OBP: 0.291, SLG: 0.428  |           |                 |           |          |                    |                            |            |                  |                       | 1  | 0 | 0 | 0   | 0  | 0  | 0   |
| Kent Tekulve, R (8, 1)                            |           |                 |           |          |                    |                            |            |                  |                       | 0  | 0 | 0 | 0   | 0  | 0  | 0   |
| Tim Corcoran, L (9, PH)<br>OBP: 0.302, SLG: 0.260 |           |                 |           |          |                    |                            |            |                  |                       | 0  | 0 | 0 | 0   | 1  | 0  | 0   |

| Inning Stats | R: 0 | H: 1 | E: 0 | LOB: 1 | K: 1 | BB: 0 | S: 6 | R: 1 | H: 2 | E: 0 | LOB: 1 | K: 1 | BB: 0 | S: 7 | R: 0 | H: 0 | E: 0 | LOB: 0 | K: 0 | BB: 0 | S: 3 | R: 0 | H: 0 | E: 0 | LOB: 0 | K: 3 | BB: 0 | S: 9 | R: 0 | H: 1 | E: 0 | LOB: 1 | K: 1 | BB: 0 | S: 6 | R: 1 | H: 3 | E: 0 | LOB: 2 | K: 1 | BB: 0 | S: 8 | R: 0 | H: 0 | E: 0 | LOB: 0 | K: 0 | BB: 0 | S: 3 | R: 0 | H: 2 | E: 0 | LOB: 2 | K: 1 | BB: 0 | S: 7 | R: 0 | H: 1 | E: 1 | LOB: 3 | K: 0 | BB: 1 | S: 5 | 1B: 8 | SF: 0 | 2B: 1 | SAC: 1 | 3B: 0 | DP: 0 | HR: 1 | HBP: 0 | WP: 0 | PA: 39 |
|--------------|------|------|------|--------|------|-------|------|------|------|------|--------|------|-------|------|------|------|------|--------|------|-------|------|------|------|------|--------|------|-------|------|------|------|------|--------|------|-------|------|------|------|------|--------|------|-------|------|------|------|------|--------|------|-------|------|------|------|------|--------|------|-------|------|------|------|------|--------|------|-------|------|-------|-------|-------|--------|-------|-------|-------|--------|-------|--------|
|--------------|------|------|------|--------|------|-------|------|------|------|------|--------|------|-------|------|------|------|------|--------|------|-------|------|------|------|------|--------|------|-------|------|------|------|------|--------|------|-------|------|------|------|------|--------|------|-------|------|------|------|------|--------|------|-------|------|------|------|------|--------|------|-------|------|------|------|------|--------|------|-------|------|-------|-------|-------|--------|-------|-------|-------|--------|-------|--------|

| PITCHER                                 | IP  | WLS | BF | H | R | ER | SO | BB | IBB | HBP | BLK | WP | HR | S  | P  | ERA  | WHIP  |
|---|-----|-----|----|---|---|----|----|----|-----|-----|-----|----|----|----|----|------|-------|
| Dennis Eckersley, R (1, 1)<br>ERA: 2.79 | 6.0 | W   | 25 | 7 | 2 | 2  | 7  | 0  | 0   | 0   | 0   | 0  | 1  | 39 | 39 | 3.00 | 1.167 |
| Jay Baller, R (7, 1)<br>ERA: 2.9        | 2.0 |     | 8  | 2 | 0 | 0  | 1  | 0  | 0   | 0   | 0   | 0  | 0  | 10 | 10 | 0.00 | 1.000 |
| Dave Gumpert, R (9, 1)<br>ERA: 2.61     | 1.0 |     | 6  | 1 | 0 | 0  | 0  | 1  | 0   | 0   | 0   | 0  | 0  | 5  | 9  | 0.00 | 2.000 |


**BOTTOM**

**Chicago Cubs @ Philadelphia Phillies**  
Veterans Stadium, Philadelphia, PA

Sun Sep 22 1985, 3:33 AM EDT  
Att. 21,768 - Unknown

livebaseballscorecards.com

|            |           |
|------------|-----------|
| <b>AB</b>  | <b>37</b> |
| <b>R</b>   | <b>2</b>  |
| <b>H</b>   | <b>10</b> |
| <b>RBI</b> | <b>2</b>  |
| <b>BB</b>  | <b>1</b>  |
| <b>SO</b>  | <b>8</b>  |
| <b>LOB</b> | <b>19</b> |





| Batter   | 1   | 2                                | 3                            | 4                                | 5                            | 6                                | 7                            | 8                                | 9                            | AB R H RBI BB SO LOB                            | TOP                          |                                  |                              |                                 |                              |                                 |                              |                                 |                                  |                                    |                                  |        |
|--|---|----------------------------------|------------------------------|----------------------------------|------------------------------|----------------------------------|------------------------------|----------------------------------|------------------------------|---|------------------------------|----------------------------------|------------------------------|---------------------------------|------------------------------|---------------------------------|------------------------------|---------------------------------|----------------------------------|------------------------------------|----------------------------------|--------|
| Mookie Wilson, S<br>OBP: 0.334, SLG: 0.427<br>(1, 8)   | 0-3<br>K  |                                  | 0-0<br>4-3                   | 0-0<br>S<br>1B                   |                              | 0-3<br>K                         |                              | 0-3<br>K                         |                              | 5 0 1 1 0 3 1                                   |                              |                                  |                              |                                 |                              |                                 |                              |                                 |                                  |                                    |                                  |        |
| Wally Backman, S<br>OBP: 0.324, SLG: 0.345<br>(1, 4)   | 0-0<br>CS<br>1B                                       |                                  | 0-3<br>K                     | 0-0<br>1-3<br>1-2                |                              | 0-0<br>2B                        |                              |                                  | 0-0<br>F7                    | 5 0 2 1 0 1 2                                   |                              |                                  |                              |                                 |                              |                                 |                              |                                 |                                  |                                    |                                  |        |
| Keith Hernandez, L<br>OBP: 0.372, SLG: 0.414<br>(1, 3)   | 4-0<br>BB<br>1-2<br>BB                                |                                  | 0-0<br>HR<br>3B              |                                  | 4-0<br>BB<br>BB              | 4-0<br>BB                        |                              |                                  | 0-0<br>F9                    | 2 1 1 0 3 0 0                                   |                              |                                  |                              |                                 |                              |                                 |                              |                                 |                                  |                                    |                                  |        |
| Gary Carter, R<br>OBP: 0.372, SLG: 0.497<br>(1, 2)   | 4-0<br>BB<br>1-2<br>BB                                |                                  | 0-0<br>HR                    |                                  | 0-0<br>P6                    | 0-0<br>F9                        |                              |                                  | 0-0<br>E5                    | 4 1 1 2 1 0 3                                   |                              |                                  |                              |                                 |                              |                                 |                              |                                 |                                  |                                    |                                  |        |
| Darryl Strawberry, L<br>OBP: 0.387, SLG: 0.550<br>(1, 9)   | 4-0<br>BB<br>1-2<br>2-3<br>BB                         |                                  | 4-0<br>CS<br>BB              |                                  | 4-0<br>BB                    |                                  | 0-0<br>L4                    |                                  | 0-0<br>3-1                   | 2 0 0 0 3 0 1                                   |                              |                                  |                              |                                 |                              |                                 |                              |                                 |                                  |                                    |                                  |        |
| George Foster, R<br>OBP: 0.328, SLG: 0.455<br>(1, 7)   | 0-0<br>1-3  |                                  | 0-0<br>CS                    | 4-0<br>FC6-4<br>1B<br>BB         | 0-0<br>F9                    |                                  | 0-0<br>4-3                   |                                  |                              | 3 1 0 0 1 0 5                                   |                              |                                  |                              |                                 |                              |                                 |                              |                                 |                                  |                                    |                                  |        |
| Howard Johnson, S<br>OBP: 0.304, SLG: 0.394<br>(1, 5)  |   | 0-3<br>K                         |                              | 0-0<br>FC6-4<br>1B               | 0-0<br>F9                    |                                  | 0-3<br>K                     |                                  |                              | 4 0 1 0 0 2 2                                   |                              |                                  |                              |                                 |                              |                                 |                              |                                 |                                  |                                    |                                  |        |
| Rafael Santana, R<br>OBP: 0.293, SLG: 0.292<br>(1, 6)  |   | 0-3<br>K2-3                      |                              | 0-0<br>FC6-4<br>1B<br>1-2<br>2-3 |                              | 0-0<br>4-3                       |                              | 0-3<br>K                         |                              | 4 0 0 0 0 2 2                                   |                              |                                  |                              |                                 |                              |                                 |                              |                                 |                                  |                                    |                                  |        |
| Rick Aguilera, R<br>OBP: 0.303, SLG: 0.344<br>Lenny Dykstra, L<br>OBP: 0.338, SLG: 0.336<br>Roger McDowell, R<br>OBP: 0.211, SLG: 0.222<br>(1, 1)<br>(6, PH)<br>(6, 1) | 0-0<br>6-3  |                                  | 0-0<br>K                     | 0-3<br>K                         |                              | 4-0<br>S<br>2B<br>BB             |                              | 0-3<br>K                         |                              | 2 0 0 0 0 1 2<br>0 1 0 0 1 0 0<br>1 0 0 0 0 1 0 |                              |                                  |                              |                                 |                              |                                 |                              |                                 |                                  |                                    |                                  |        |
| <b>Inning Stats</b>  | R: 0<br>E: 0<br>K: 1<br>S: 5                          | H: 1<br>LOB: 3<br>BB: 3<br>P: 17 | R: 0<br>E: 0<br>K: 2<br>S: 7 | H: 0<br>LOB: 0<br>BB: 0<br>P: 7  | R: 2<br>E: 0<br>K: 1<br>S: 6 | H: 2<br>LOB: 0<br>BB: 1<br>P: 10 | R: 1<br>E: 0<br>K: 1<br>S: 7 | H: 2<br>LOB: 2<br>BB: 1<br>P: 11 | R: 0<br>E: 0<br>K: 0<br>S: 3 | H: 0<br>LOB: 2<br>BB: 2<br>P: 11                | R: 1<br>E: 0<br>K: 1<br>S: 6 | H: 1<br>LOB: 2<br>BB: 2<br>P: 14 | R: 0<br>E: 0<br>K: 1<br>S: 5 | H: 0<br>LOB: 0<br>BB: 0<br>P: 5 | R: 0<br>E: 0<br>K: 3<br>S: 9 | H: 0<br>LOB: 0<br>BB: 0<br>P: 9 | R: 0<br>E: 1<br>K: 0<br>S: 4 | H: 0<br>LOB: 1<br>BB: 0<br>P: 4 | 1B: 3<br>2B: 1<br>3B: 1<br>HR: 1 | SF: 0<br>SAC: 0<br>DP: 0<br>HBP: 0 | WP: 0<br>PB: 0<br>SB: 2<br>CS: 2 | PA: 42 |
| <b>PITCHER</b>   | IP WLS BF H R ER SO BB IBB HBP BLK WP HR S P ERA WHIP |                                  |                              |                                  |                              |                                  |                              |                                  |                              |   |                              |                                  |                              |                                 |                              |                                 |                              |                                 |                                  |                                    |                                  |        |
| Freddie Toliver, R<br>ERA: 4.11<br>(1, 1)  | 5.0 L 25 5 3 3 5 7 0 0 0 0 0 1 28 56 5.40 2.400       |                                  |                              |                                  |                              |                                  |                              |                                  |                              |   |                              |                                  |                              |                                 |                              |                                 |                              |                                 |                                  |                                    |                                  |        |
| Larry Andersen, R<br>ERA: 4.69<br>(6, 1)   | 2.0 9 1 1 1 2 2 0 0 0 0 0 0 11 19 4.50 1.500          |                                  |                              |                                  |                              |                                  |                              |                                  |                              |   |                              |                                  |                              |                                 |                              |                                 |                              |                                 |                                  |                                    |                                  |        |
| Dave Shipanoff, R<br>ERA: 1.73<br>(8, 1)   | 2.0 7 0 0 0 3 0 0 0 0 0 0 0 13 13 0.00 0.000          |                                  |                              |                                  |                              |                                  |                              |                                  |                              |   |                              |                                  |                              |                                 |                              |                                 |                              |                                 |                                  |                                    |                                  |        |

**New York Mets @ Philadelphia Phillies**  
**Veterans Stadium, Philadelphia, PA**  
 Mon Sep 23 1985, 7:05 PM EDT  
 Att: 15,295 - Unknown

|     |    |
|-----|----|
| AB  | 32 |
| R   | 4  |
| H   | 6  |
| RBI | 4  |
| BB  | 9  |
| SO  | 10 |
| LOB | 18 |



| Batter  | 1                     | 2               | 3         | 4          | 5                | 6                         | 7          | 8          | 9          | AB | R | H | RBI | BB | SO | LOB |
|---|-----------------------|-----------------|-----------|------------|------------------|---------------------------|------------|------------|------------|----|---|---|-----|----|----|-----|
| Jeff Stone, L (1, 7)<br>OBP: 0.311, SLG: 0.339    | 0-0<br>G1-4-3<br>1B   |                 | 0-0<br>1B |            | 4-0<br>1-2<br>BB |                           | 0-0<br>G1  |            |            | 3  | 0 | 2 | 0   | 1  | 0  | 0   |
| Luis Aguayo, R (1, 6)<br>OBP: 0.385, SLG: 0.471   | 0-0<br>G1-4-3<br>1-2f |                 | 0-0<br>F8 |            | 0-3<br>K         |                           |            | 0-0<br>6-3 |            | 4  | 0 | 0 | 0   | 0  | 1  | 4   |
| Juan Samuel, R (1, 4)<br>OBP: 0.291, SLG: 0.428   | 0-0<br>2B             |                 |           | 0-0<br>3-1 |                  | 0-0<br>E5<br>FC3-2        |            | 0-0<br>5-3 |            | 4  | 0 | 1 | 0   | 0  | 0  | 0   |
| Mike Schmidt, R (1, 3)<br>OBP: 0.371, SLG: 0.531  | 0-3<br>K              |                 |           | 0-0<br>HR  |                  | 0-0<br>6-3                |            | 0-0<br>1B  |            | 4  | 1 | 2 | 1   | 0  | 1  | 2   |
| Von Hayes, L (1, 8)<br>OBP: 0.341, SLG: 0.416     |                       | 0-3<br>K        |           | 0-0<br>P6  |                  | 0-0<br>FC3-2<br>1B<br>2-H |            | 0-0<br>P6  |            | 4  | 0 | 0 | 0   | 0  | 1  | 2   |
| Glenn Wilson, R (1, 9)<br>OBP: 0.307, SLG: 0.415  |                       | 0-0<br>CS<br>1B |           | 0-0<br>4-3 |                  | 0-0<br>1-2<br>1B          |            | 0-0<br>6-3 |            | 4  | 0 | 2 | 0   | 0  | 0  | 0   |
| Ozzie Virgil, R (1, 2)<br>OBP: 0.332, SLG: 0.447  |                       | 0-3<br>K<br>1-2 |           |            | 0-0<br>6-3       |                           | 0-3<br>K   |            | 0-0<br>5-3 | 4  | 0 | 0 | 0   | 0  | 2  | 3   |
| Rick Schu, R (1, 5)<br>OBP: 0.321, SLG: 0.379     |                       |                 | 0-0<br>F8 |            | 0-0<br>BB<br>1B  |                           | 0-0<br>5-3 |            | 0-0<br>5-3 | 4  | 0 | 1 | 0   | 0  | 0  | 0   |
| Freddie Toliver, R (1, 1)                         |                       |                 | 0-3<br>K  |            | 0-0<br>F7        |                           | 0-3<br>K   |            |            | 1  | 0 | 0 | 0   | 0  | 1  | 0   |
| Tom Foley, L (5, PH)<br>OBP: 0.270, SLG: 0.300    |                       |                 |           |            |                  |                           |            |            |            | 1  | 0 | 0 | 0   | 0  | 0  | 1   |
| Larry Andersen, R (6, 1)                          |                       |                 |           |            |                  |                           |            |            |            | 0  | 0 | 0 | 0   | 0  | 0  | 0   |
| Alan Knicely, R (7, PH)<br>OBP: 0.313, SLG: 0.393 |                       |                 |           |            |                  |                           |            |            |            | 1  | 0 | 0 | 0   | 0  | 1  | 0   |
| Dave Shipanoff, R (8, 1)                          |                       |                 |           |            |                  |                           |            |            |            | 0  | 0 | 0 | 0   | 0  | 0  | 0   |

| Inning Stats | R: 0 | H: 2 | E: 0 | K: 1 | S: 6 | H: 1 | LOB: 1 | BB: 0 | P: 6 | R: 0 | H: 1 | E: 0 | K: 2 | S: 7 | H: 1 | LOB: 1 | BB: 0 | P: 7 | R: 0 | H: 1 | E: 0 | K: 1 | S: 6 | R: 1 | H: 1 | E: 0 | K: 0 | S: 4 | H: 1 | LOB: 0 | BB: 0 | P: 4 | R: 0 | H: 1 | E: 2 | K: 1 | S: 7 | H: 0 | LOB: 2 | BB: 1 | P: 10 | R: 0 | H: 0 | E: 0 | K: 1 | S: 5 | H: 0 | LOB: 0 | BB: 0 | P: 5 | R: 0 | H: 1 | E: 0 | K: 0 | S: 4 | H: 0 | LOB: 1 | BB: 0 | P: 4 | R: 0 | H: 0 | E: 0 | K: 0 | S: 3 | H: 0 | LOB: 0 | BB: 0 | P: 3 | 1B: 6 | SF: 0 | 2B: 2 | SAC: 0 | 3B: 0 | DP: 2 | HR: 1 | HBP: 0 | WP: 0 | PA: 35 |
|--------------|------|------|------|------|------|------|--------|-------|------|------|------|------|------|------|------|--------|-------|------|------|------|------|------|------|------|------|------|------|------|------|--------|-------|------|------|------|------|------|------|------|--------|-------|-------|------|------|------|------|------|------|--------|-------|------|------|------|------|------|------|------|--------|-------|------|------|------|------|------|------|------|--------|-------|------|-------|-------|-------|--------|-------|-------|-------|--------|-------|--------|
|--------------|------|------|------|------|------|------|--------|-------|------|------|------|------|------|------|------|--------|-------|------|------|------|------|------|------|------|------|------|------|------|------|--------|-------|------|------|------|------|------|------|------|--------|-------|-------|------|------|------|------|------|------|--------|-------|------|------|------|------|------|------|------|--------|-------|------|------|------|------|------|------|------|--------|-------|------|-------|-------|-------|--------|-------|-------|-------|--------|-------|--------|

| PITCHER                               | IP  | WLS | BF | H | R | ER | SO | BB | IBB | HBP | BLK | WP | HR | S  | P  | ERA  | WHIP  |
|---------------------------------------|-----|-----|----|---|---|----|----|----|-----|-----|-----|----|----|----|----|------|-------|
| Rick Aguilera, R (1, 1)<br>ERA: 3.24  | 5.0 | W   | 20 | 6 | 1 | 1  | 5  | 1  | 0   | 0   | 0   | 0  | 0  | 29 | 33 | 1.80 | 1.400 |
| Roger McDowell, R (6, 1)<br>ERA: 2.81 | 4.0 | S   | 15 | 2 | 0 | 0  | 2  | 0  | 0   | 0   | 0   | 0  | 0  | 19 | 19 | 0.00 | 0.500 |

**BOTTOM**

**New York Mets @ Philadelphia Phillies**  
**Veterans Stadium, Philadelphia, PA**  
 Mon Sep 23 1985, 7:05 PM EDT  
 Att. 15,295 - Unknown

[livebaseballscorecards.com](http://livebaseballscorecards.com)

|            |           |
|------------|-----------|
| <b>AB</b>  | <b>34</b> |
| <b>R</b>   | <b>1</b>  |
| <b>H</b>   | <b>8</b>  |
| <b>RBI</b> | <b>1</b>  |
| <b>BB</b>  | <b>1</b>  |
| <b>SO</b>  | <b>7</b>  |
| <b>LOB</b> | <b>12</b> |





| Batter   | 1   | 2   | 3   | 4   | 5  | 6   | 7   | 8  | 9  | AB R H RBI BB SO LOB                                       | TOP                                     |
|--|---|---|---|---|--|---|---|--|--|--|---|
| Mookie Wilson, S<br>OBP: 0.339, SLG: 0.433<br>(1, 8)   | 4-0<br>1-3 S<br>SF9 BB                                |   | 0-0<br>FC1-2<br>3B                                  |   | 4-0<br>IBB   |   | 0-0<br>5-3  |  | 0-0<br>F7  | 3 1 1 0 2 0 1  |   |
| Larry Bowa, S<br>OBP: 0.279, SLG: 0.308<br>Wally Backman, S<br>OBP: 0.326, SLG: 0.346<br>(8, PR)<br>(8, 4) | 0-0<br>1-3  |   | 0-0<br>FC1-2  |   | 0-0<br>5-3   |   |   | 4-0<br>1B BB   | 0-0<br>1B WP<br>1B                                   | 3 0 0 0 1 0 4<br>1 2 1 0 0 0 0                             |   |
| Keith Hernandez, L<br>OBP: 0.374, SLG: 0.417<br>(1, 3)   | 0-0<br>SF9  |   | 0-0<br>F8   |   |  | 0-0<br>E9<br>1B                                     |   | 0-0<br>G4-6-3<br>1B 1B                               | 0-0<br>1B WP<br>1B                                   | 4 2 3 1 0 0 1  |   |
| Gary Carter, R<br>OBP: 0.372, SLG: 0.496<br>(1, 2)   | 0-0<br>F7   |   |   | 0-0<br>F7   |  | 0-0<br>F3   |   | 0-0<br>G4-6-3<br>1B                                  | 0-0<br>1B<br>1B                                      | 5 0 2 2 0 0 1  |   |
| Darryl Strawberry, L<br>OBP: 0.385, SLG: 0.543<br>(1, 9)   |   | 0-0<br>1-3  |   | 0-0<br>F7   |  | 0-3<br>K  |   | 0-0<br>G4-6-3<br>1B                                  | 4-0<br>BB<br>E<br>BB                                 | 4 1 0 0 1 1 3  |   |
| George Foster, R<br>OBP: 0.331, SLG: 0.456<br>(1, 7)   |   | 0-0<br>G5-4-3<br>1B                                 |   | 0-0<br>F9   |  | 0-0<br>F7   |   | 0-0<br>2B<br>1B                                      | 4-0<br>E<br>BB                                       | 4 0 2 1 1 0 1  |   |
| Ray Knight, R<br>OBP: 0.247, SLG: 0.327<br>(1, 5)  |   | 0-0<br>G5-4-3                                       |   | 0-0<br>F4   |  |   | 0-0<br>SH1-4<br>1B                                  | 0-0<br>2B  | 0-0<br>E4<br>FC5-4                                   | 5 0 2 0 0 0 2  |   |
| Rafael Santana, R<br>OBP: 0.296, SLG: 0.297<br>(1, 6)  |   |   | 0-0<br>WP<br>3B                                     |   | 4-0<br>SH3<br>BB                                     |   | 0-0<br>F8   | 4-0<br>IBB   | 0-0<br>FC5-4   | 3 1 1 0 2 0 3  |   |
| Sid Fernandez, L<br>OBP: 0.184, SLG: 0.224<br>(1, 1)   |   |   | 0-3<br>K  |   | 0-0<br>SH3   |   | 0-0<br>SH1-4  | 0-0<br>F9  |  | 2 0 0 0 0 1 3  |   |
| <b>Inning Stats</b>  | R: 1 H: 0<br>E: 0 LOB: 0<br>K: 0 BB: 1<br>S: 3 P: 7   | R: 0 H: 1<br>E: 0 LOB: 0<br>K: 0 BB: 0<br>S: 3 P: 3 | R: 1 H: 2<br>E: 0 LOB: 1<br>K: 1 BB: 0<br>S: 7 P: 7 | R: 0 H: 0<br>E: 0 LOB: 0<br>K: 0 BB: 0<br>S: 3 P: 3 | R: 0 H: 0<br>E: 0 LOB: 2<br>K: 0 BB: 2<br>S: 3 P: 11 | R: 0 H: 1<br>E: 1 LOB: 1<br>K: 1 BB: 0<br>S: 6 P: 6 | R: 0 H: 1<br>E: 0 LOB: 1<br>K: 0 BB: 0<br>S: 4 P: 4 | R: 2 H: 4<br>E: 0 LOB: 3<br>K: 0 BB: 2<br>S: 6 P: 14 | R: 3 H: 3<br>E: 1 LOB: 2<br>K: 0 BB: 2<br>S: 6 P: 14 | 1B: 9 SF: 1<br>2B: 1 SAC: 2<br>3B: 2 DP: 2<br>HR: 0 HBP: 0 | WP: 2 PA: 44<br>PB: 0<br>SB: 1<br>CS: 0 |
| <b>PITCHER</b>   | IP WLS BF H R ER SO BB IBB HBP BLK WP HR S P ERA WHIP |   |   |   |  |   |   |  |  |  |   |
| Dave Rucker, L<br>ERA: 4.13<br>(1, 1)  | 7.0 L 30 6 4 4 2 3 1 0 0 1 0 30 46 5.14 1.286         |   |   |   |  |   |   |  |  |  |   |
| Dave Shipanoff, R<br>ERA: 1.67<br>(8, 1)   | 1.0 6 3 0 0 0 0 0 1 0 0 0 0 5 9 0.00 3.000            |   |   |   |  |   |   |  |  |  |   |
| Dave Stewart, R<br>ERA: 5.46<br>(9, 1)   | 1.0 8 3 3 2 0 2 0 0 0 1 0 6 14 18.00 5.000            |   |   |   |  |   |   |  |  |  |   |

**New York Mets @ Philadelphia Phillies**  
**Veterans Stadium, Philadelphia, PA**  
 Tue Sep 24 1985, 3:33 AM EDT  
 Att. 14,398 - Unknown

livebaseballscorecards.com

|     |    |
|-----|----|
| AB  | 34 |
| R   | 7  |
| H   | 12 |
| RBI | 4  |
| BB  | 7  |
| SO  | 2  |
| LOB | 19 |



| Batter   | 1      | 2              | 3           | 4      | 5         | 6      | 7 | 8      | 9 | AB | R | H | RBI | BB | SO | LOB |
|--|--------|----------------|-------------|--------|-----------|--------|---|--------|---|----|---|---|-----|----|----|-----|
| Luis Aguayo, R (1, 6)<br>OBP: 0.392, SLG: 0.490  | 0-0 F8 |                | 4-0 P4-6 BB |        | H 1-0 HBP |        |   | 0-0 HR |   | 2  | 1 | 1 | 1   | 1  | 0  | 0   |
| Juan Samuel, R (1, 4)<br>OBP: 0.289, SLG: 0.426  | 0-0 F8 |                | 0-0 F7      |        | 0-3 K     |        |   | 0-0 F8 |   | 4  | 0 | 0 | 0   | 0  | 1  | 2   |
| Mike Schmidt, R (1, 3)<br>OBP: 0.370, SLG: 0.528 | 0-0 F7 |                | 4-0 1-2 BB  |        | 0-3 K     |        |   | 0-0 F7 |   | 3  | 0 | 0 | 0   | 1  | 1  | 0   |
| Glenn Wilson, R (1, 9)<br>OBP: 0.305, SLG: 0.412 |        | 0-3 K          | 0-0 P4-6    |        | 0-0 6-3   |        |   | 0-0 F9 |   | 4  | 0 | 0 | 0   | 0  | 1  | 2   |
| Ozzie Virgil, R (1, 2)<br>OBP: 0.329, SLG: 0.443 |        | 0-3 K          |             | 0-3 K  |           | 0-0 F8 |   | 0-0 F8 |   | 4  | 0 | 0 | 0   | 0  | 2  | 0   |
| Garry Maddox, R (1, 8)<br>OBP: 0.297, SLG: 0.365 |        | 4-0 1B S BB    |             | 0-0 F3 |           | 0-0 F4 |   | 0-0 F4 |   | 3  | 0 | 0 | 0   | 1  | 0  | 0   |
| John Russell, R (1, 7)<br>OBP: 0.291, SLG: 0.403 |        | 4-0 1B BB      |             | 0-3 K  |           | 0-0 F4 |   | 0-0 F4 |   | 2  | 0 | 0 | 0   | 1  | 1  | 0   |
| Rick Schu, R (1, 5)<br>OBP: 0.321, SLG: 0.378    |        | 0-0 1-2 2-3 1B |             | 0-3 K  |           | 0-3 K  |   | 0-0 F4 |   | 3  | 0 | 1 | 0   | 0  | 1  | 0   |
| Dave Rucker, L (1, 1)<br>OBP: 0.364, SLG: 0.400  |        | 0-3 K          |             | 0-3 K  |           |        |   | 0-0 F4 |   | 2  | 0 | 0 | 0   | 0  | 2  | 3   |
| Dave Shipanoff, R (8, 1)                         |        |                |             |        |           |        |   |        |   | 0  | 0 | 0 | 0   | 0  | 0  | 0   |
| Derrel Thomas, S (8, PH)                         |        |                |             |        |           |        |   |        |   | 1  | 0 | 0 | 0   | 0  | 0  | 0   |
| Dave Stewart, R (9, 1)                           |        |                |             |        |           |        |   |        |   | 0  | 0 | 0 | 0   | 0  | 0  | 0   |

| Inning Stats                                    | R: 0 | H: 0 | E: 0 | K: 0 | S: 3 | R: 0 | H: 1 | E: 0 | K: 3 | S: 10 | R: 0 | H: 0 | E: 0 | K: 0 | S: 2 | R: 0 | H: 0 | E: 0 | K: 2 | S: 7 | R: 0 | H: 0 | E: 0 | K: 3 | S: 9 | R: 0 | H: 0 | E: 0 | K: 1 | S: 5 | R: 0 | H: 0 | E: 0 | K: 0 | S: 3 | R: 1 | H: 1 | E: 0 | K: 0 | S: 4 | R: 0 | H: 0 | E: 0 | K: 0 | S: 3 | R: 0 | H: 0 | E: 0 | K: 0 | S: 3 | 1B: 1 | SF: 0 | 2B: 1 | SAC: 0 | 3B: 0 | DP: 1 | HR: 1 | HBP: 1 | WP: 0 | PA: 33 |
|---|------|------|------|------|------|------|------|------|------|-------|------|------|------|------|------|------|------|------|------|------|------|------|------|------|------|------|------|------|------|------|------|------|------|------|------|------|------|------|------|------|------|------|------|------|------|------|------|------|------|------|-------|-------|-------|--------|-------|-------|-------|--------|-------|--------|
| PITCHER<br>Sid Fernandez, L (1, 1)<br>ERA: 2.56 | IP   | WLS  | BF   | H    | R    | ER   | SO   | BB   | IBB  | HBP   | BLK  | WP   | HR   | S    | P    | ERA  | WHIP |      |      |      |      |      |      |      |      |      |      |      |      |      |      |      |      |      |      |      | IP   | WLS  | BF   | H    | R    | ER   | SO   | BB   | IBB  | HBP  | BLK  | WP   | HR   | S    | P     | ERA   | WHIP  |        |       |       |       |        |       |        |

**BOTTOM**

**New York Mets @ Philadelphia Phillies**  
Veterans Stadium, Philadelphia, PA

Tue Sep 24 1985, 3:33 AM EDT  
Att. 14,398 - Unknown

livebaseballscorecards.com

|            |           |
|------------|-----------|
| <b>AB</b>  | <b>28</b> |
| <b>R</b>   | <b>1</b>  |
| <b>H</b>   | <b>2</b>  |
| <b>RBI</b> | <b>1</b>  |
| <b>BB</b>  | <b>4</b>  |
| <b>SO</b>  | <b>9</b>  |
| <b>LOB</b> | <b>7</b>  |





| Batter  | 1   | 2   | 3  | 4                               | 5                            | 6                               | 7                            | 8   | 9                            | AB R H RBI BB SO LOB  | TOP  |                              |                                 |                              |                                 |                              |                                 |                                  |                                    |                                  |
|---|---|---|--|---------------------------------|------------------------------|---------------------------------|------------------------------|---|------------------------------|---|--|------------------------------|---------------------------------|------------------------------|---------------------------------|------------------------------|---------------------------------|----------------------------------|------------------------------------|----------------------------------|
| <b>Von Hayes, L</b> (1, 8)<br>OBP: 0.340, SLG: 0.414  | 0-0<br>E<br>E<br>SF7<br>1B  | 0-0<br>G3   |  | 0-3<br>K                        |                              |                                 | 0-0<br>G3                    |   | 0-0<br>G4-6-3<br>1-2f        | 5 1 1 0 0 1 3   | <b>Philadelphia Phillies @ St. Louis Cardinals</b><br><b>Busch Stadium, St. Louis, MO</b><br>Wed Sep 25 1985, 7:05 PM CDT<br>Att: 17,733 - Unknown |                              |                                 |                              |                                 |                              |                                 |                                  |                                    |                                  |
| <b>Rick Schu, R</b> (1, 5)<br>OBP: 0.322, SLG: 0.381  | 0-0<br>E4<br>E<br>1B  | 0-0<br>F3   |  | 0-0<br>1-3<br>2B                |                              |                                 | 0-0<br>1B                    |   | 0-0<br>F4                    | 5 1 2 0 0 0 2   |  |                              |                                 |                              |                                 |                              |                                 |                                  |                                    |                                  |
| <b>Juan Samuel, R</b> (1, 4)<br>OBP: 0.289, SLG: 0.427  | 0-0<br>SF7<br>1-2<br>2-H  |   | 0-0<br>PB<br>G3<br>2B                    | 0-0<br>F7                       |                              |                                 | 0-0<br>F9                    |   |                              | 3 1 1 1 0 0 3   |  |                              |                                 |                              |                                 |                              |                                 |                                  |                                    |                                  |
| <b>Mike Schmidt, R</b> (1, 3)<br>OBP: 0.373, SLG: 0.529   | 0-0<br>2B<br>2-H<br>1B  |   | 4-0<br>BB<br>BB<br>BB<br>G3<br>2-3<br>BB |                                 | 0-0<br>G6-4-3<br>1B          |                                 | 0-0<br>F9                    |   |                              | 3 0 2 1 1 0 1   |  |                              |                                 |                              |                                 |                              |                                 |                                  |                                    |                                  |
| <b>Glenn Wilson, R</b> (1, 9)<br>OBP: 0.305, SLG: 0.413   | 0-0<br>1-3<br>2B  |   | 0-0<br>G3<br>1-2<br>3-H                  |                                 | 0-0<br>G6-4-3<br>1-2f        |                                 |                              | 0-0<br>F4                                   |                              | 4 0 1 1 0 0 2   |  |                              |                                 |                              |                                 |                              |                                 |                                  |                                    |                                  |
| <b>Ozzie Virgil, R</b> (1, 2)<br>OBP: 0.328, SLG: 0.441   | 0-3<br>K  |   | 0-0<br>F6                                |                                 | 0-0<br>5-3                   |                                 |                              | 0-0<br>3-1<br>1B                            |                              | 4 0 1 0 0 1 3   |  |                              |                                 |                              |                                 |                              |                                 |                                  |                                    |                                  |
| <b>John Russell, R</b> (1, 7)<br>OBP: 0.286, SLG: 0.395   | 0-0<br>F2   |   | 0-0<br>6-3                               |                                 | 0-0<br>5-3                   |                                 |                              | 0-0<br>3-1                                  |                              | 4 0 0 0 0 0 4   |  |                              |                                 |                              |                                 |                              |                                 |                                  |                                    |                                  |
| <b>Tom Foley, L</b> (1, 6)<br>OBP: 0.270, SLG: 0.303  |   | 0-0<br>G3<br>2B   |  | 0-0<br>6-3                      |                              | 0-0<br>F8                       |                              | 0-0<br>4-3                                  |                              | 4 0 1 0 0 0 1   |  |                              |                                 |                              |                                 |                              |                                 |                                  |                                    |                                  |
| <b>Charles Hudson, S</b> (1, 1)<br>OBP: 0.164, SLG: 0.132<br><b>Rocky Childress, R</b> (2, 1)<br>OBP: 0.113, SLG: 0.341<br><b>Jeff Stone, L</b> (4, PH)<br><b>Larry Andersen, R</b> (4, 1)<br><b>Derrel Thomas, S</b> (6, PH)<br><b>Dave Shipanoff, R</b> (6, 1)<br><b>Kent Tekulve, R</b> (8, 1)<br><b>Tim Corcoran, L</b> (9, PH)<br>OBP: 0.300, SLG: 0.260 |   | 0-3<br>K  |  | 0-0<br>2B<br>1B                 |                              | 0-0<br>F7                       |                              | 4-0<br>BB<br>BB<br>BB<br>BB<br>G4-6-3<br>BB |                              | 1 0 0 0 0 0 1 1<br>0 0 0 0 0 0 0 0<br>1 0 0 1 0 0 0 0<br>0 0 0 0 0 0 0 0<br>1 0 0 0 0 0 0 0<br>0 0 0 0 0 0 0 0<br>0 0 0 0 0 0 0 0<br>0 0 0 0 0 0 0 0<br>0 0 0 0 0 1 0 0 |  |                              |                                 |                              |                                 |                              |                                 |                                  |                                    |                                  |
| <b>Inning Stats</b>   | R: 2<br>E: 2<br>K: 1<br>S: 9  | H: 3<br>LOB: 2<br>BB: 0<br>P: 9   | R: 0<br>E: 0<br>K: 1<br>S: 6             | H: 1<br>LOB: 1<br>BB: 0<br>P: 6 | R: 1<br>E: 0<br>K: 0<br>S: 4 | H: 1<br>LOB: 1<br>BB: 1<br>P: 8 | R: 0<br>E: 0<br>K: 1<br>S: 7 | H: 2<br>LOB: 2<br>BB: 0<br>P: 7             | R: 0<br>E: 0<br>K: 0<br>S: 3 | H: 0<br>LOB: 0<br>BB: 0<br>P: 3   |  | R: 0<br>E: 0<br>K: 0<br>S: 4 | H: 1<br>LOB: 1<br>BB: 0<br>P: 4 | R: 0<br>E: 0<br>K: 0<br>S: 4 | H: 1<br>LOB: 1<br>BB: 0<br>P: 4 | R: 0<br>E: 0<br>K: 0<br>S: 2 | H: 0<br>LOB: 0<br>BB: 1<br>P: 6 | 1B: 6<br>2B: 4<br>3B: 0<br>HR: 0 | SF: 1<br>SAC: 0<br>DP: 2<br>HBP: 0 | WP: 0<br>PB: 1<br>SB: 0<br>CS: 0 |
| <b>PITCHER</b>  | IP<br>WLS<br>BF<br>H<br>R<br>ER<br>SO<br>BB<br>IBB<br>HBP<br>BLK<br>WP<br>HR<br>S<br>P<br>ERA<br>WHIP | IP<br>WLS<br>BF<br>H<br>R<br>ER<br>SO<br>BB<br>IBB<br>HBP<br>BLK<br>WP<br>HR<br>S<br>P<br>ERA<br>WHIP |  |                                 |                              |                                 |                              |   |                              |   |  |                              |                                 |                              |                                 |                              |                                 |                                  |                                    |                                  |
| <b>Danny Cox, R</b> (1, 1)<br>ERA: 2.87   | 7.0<br>W<br>31<br>9<br>3<br>1<br>3<br>1<br>0<br>0<br>0<br>0<br>0<br>36<br>40<br>1.29<br>1.429         | 2.0<br>S<br>7<br>1<br>0<br>0<br>0<br>1<br>0<br>0<br>0<br>0<br>0<br>6<br>10<br>0.00<br>1.000           |  |                                 |                              |                                 |                              |   |                              |   |  |                              |                                 |                              |                                 |                              |                                 |                                  |                                    |                                  |

livebaseballscorecards.com

|            |    |
|------------|----|
| <b>AB</b>  | 35 |
| <b>R</b>   | 3  |
| <b>H</b>   | 10 |
| <b>RBI</b> | 3  |
| <b>BB</b>  | 2  |
| <b>SO</b>  | 3  |
| <b>LOB</b> | 20 |







| Batter  | 1  | 2                               | 3                            | 4                               | 5                            | 6                               | 7                            | 8                               | 9                            | AB R H RBI BB SO LOB            | TOP  |                                 |  |                                 |                                  |                                    |                                  |        |
|---|--|---------------------------------|------------------------------|---------------------------------|------------------------------|---------------------------------|------------------------------|---------------------------------|------------------------------|---------------------------------|--|---------------------------------|--|---------------------------------|----------------------------------|------------------------------------|----------------------------------|--------|
| Luis Aguayo, R (1, 6)<br>OBP: 0.384, SLG: 0.478     | 0-0<br>5-3   |                                 | 0-0<br>F9                    |                                 |                              | 0-0<br>F8                       |                              |                                 | 0-0<br>1-3                   | 4 0 0 0 0 0 0                   | Philadelphia Phillies @ St. Louis Cardinals<br>Busch Stadium, St. Louis, MO<br>Thu Sep 26 1985, 7:05 PM CDT<br>Att. 23,598 - Unknown<br><br><a href="http://livebaseballscorecards.com">livebaseballscorecards.com</a> |                                 |  |                                 |                                  |                                    |                                  |        |
| Rick Schu, R (1, 5)<br>OBP: 0.321, SLG: 0.380       | 0-0<br>F3  |                                 |                              | 0-0<br>F6                       |                              | 0-3<br>K                        |                              |                                 | 0-0<br>1B                    | 4 0 1 0 0 1 0                   |  |                                 |  |                                 |                                  |                                    |                                  |        |
| Juan Samuel, R (1, 4)<br>OBP: 0.287, SLG: 0.424     | 0-0<br>F3  |                                 |                              | 0-3<br>K                        |                              |                                 | 0-3<br>K                     |                                 | 0-0<br>F4                    | 4 0 0 0 0 2 1                   |  |                                 |  |                                 |                                  |                                    |                                  |        |
| Mike Schmidt, R (1, 3)<br>OBP: 0.370, SLG: 0.525    |  | 0-3<br>K                        |                              | 0-0<br>5-3                      |                              |                                 | 0-0<br>F8                    |                                 | 0-0<br>5-3                   | 4 0 0 0 0 1 1                   |  |                                 |  |                                 |                                  |                                    |                                  |        |
| Glenn Wilson, R (1, 9)<br>OBP: 0.308, SLG: 0.418    |  | 0-0<br>1B                       |                              |                                 | 0-0<br>4-3<br>2B             |                                 | 0-0<br>1B                    |                                 |                              | 3 0 3 0 0 0 0                   |  |                                 |  |                                 |                                  |                                    |                                  |        |
| Ozzie Virgil, R (1, 2)<br>OBP: 0.326, SLG: 0.438    |  | 0-0<br>F9                       |                              |                                 | 0-0<br>4-3<br>2-3            |                                 | 0-3<br>K                     |                                 |                              | 3 0 0 0 0 1 3                   |  |                                 |  |                                 |                                  |                                    |                                  |        |
| Garry Maddox, R (1, 8)<br>OBP: 0.293, SLG: 0.360    |  | 0-0<br>1-3                      |                              |                                 | 0-3<br>K                     |                                 |                              | 0-0<br>L1                       |                              | 3 0 0 0 0 1 2                   |  |                                 |  |                                 |                                  |                                    |                                  |        |
| John Russell, R (1, 7)<br>OBP: 0.282, SLG: 0.388    |  |                                 | 0-0<br>F8                    |                                 | 0-0<br>4-3                   |                                 |                              | 0-0<br>F3                       |                              | 3 0 0 0 0 0 1                   |  |                                 |  |                                 |                                  |                                    |                                  |        |
| Kevin Gross, R (1, 1)<br>OBP: 0.180, SLG: 0.237     |  |                                 | 0-3<br>K                     |                                 |                              | 0-0<br>3-1                      |                              | 0-0<br>5-3                      |                              | 1 0 0 0 0 1 0                   |  |                                 |  |                                 |                                  |                                    |                                  |        |
| Derrel Thomas, S (6, PH)<br>OBP: 0.278, SLG: 0.364  |  |                                 |                              |                                 |                              |                                 |                              |                                 |                              | 1 0 0 0 0 0 0                   |  |                                 |  |                                 |                                  |                                    |                                  |        |
| Larry Andersen, R (6, 1)                            |  |                                 |                              |                                 |                              |                                 |                              |                                 |                              | 0 0 0 0 0 0 0                   |  |                                 |  |                                 |                                  |                                    |                                  |        |
| Alan Knicely, R (8, PH)<br>OBP: 0.311, SLG: 0.390   |  |                                 |                              |                                 |                              |                                 |                              |                                 |                              | 1 0 0 0 0 0 0                   |  |                                 |  |                                 |                                  |                                    |                                  |        |
| Don Carman, L (8, 1)                                |  |                                 |                              |                                 |                              |                                 |                              |                                 |                              | 0 0 0 0 0 0 0                   |  |                                 |  |                                 |                                  |                                    |                                  |        |
| <b>Inning Stats</b>                                 | R: 0<br>E: 0<br>K: 0<br>S: 3   | H: 0<br>LOB: 0<br>BB: 0<br>P: 3 | R: 0<br>E: 0<br>K: 1<br>S: 6 | H: 1<br>LOB: 1<br>BB: 0<br>P: 6 | R: 0<br>E: 0<br>K: 1<br>S: 5 | H: 0<br>LOB: 0<br>BB: 0<br>P: 5 | R: 0<br>E: 0<br>K: 1<br>S: 5 | H: 0<br>LOB: 0<br>BB: 0<br>P: 5 | R: 0<br>E: 0<br>K: 2<br>S: 8 | H: 1<br>LOB: 1<br>BB: 0<br>P: 8 | R: 0<br>E: 0<br>K: 0<br>S: 3   | H: 0<br>LOB: 0<br>BB: 0<br>P: 3 | R: 0<br>E: 0<br>K: 0<br>S: 4   | H: 1<br>LOB: 1<br>BB: 0<br>P: 4 | 1B: 3<br>2B: 1<br>3B: 0<br>HR: 0 | SF: 0<br>SAC: 0<br>DP: 0<br>HBP: 0 | WP: 0<br>PB: 0<br>SB: 0<br>CS: 0 | PA: 31 |
| <b>PITCHER</b><br>John Tudor, L (1, 1)<br>ERA: 2.04 | IP: 9.0<br>WLS: W<br>BF: 31<br>H: 4<br>R: 0<br>ER: 0<br>SO: 7<br>BB: 0<br>IBB: 0<br>HBP: 0<br>BLK: 0<br>WP: 0<br>HR: 0<br>S: 45<br>P: 45<br>ERA: 0.00<br>WHIP: 0.444 |                                 |                              |                                 |                              |                                 |                              |                                 |                              |                                 |  | <b>PITCHER</b>                  | IP: 9.0<br>WLS: W<br>BF: 31<br>H: 4<br>R: 0<br>ER: 0<br>SO: 7<br>BB: 0<br>IBB: 0<br>HBP: 0<br>BLK: 0<br>WP: 0<br>HR: 0<br>S: 45<br>P: 45<br>ERA: 0.00<br>WHIP: 0.444 |                                 |                                  |                                    |                                  |        |



| Batter  | 1          | 2                            | 3         | 4                    | 5                               | 6                               | 7                 | 8                            | 9                            |
|---|------------|------------------------------|-----------|----------------------|---------------------------------|---------------------------------|-------------------|------------------------------|------------------------------|
| Vince Coleman, S<br>OBP: 0.324, SLG: 0.341 (1, 7)   | 0-0<br>5-3 |                              | 0-0<br>F7 |                      | 0-0<br>G6-4-3                   |                                 | 0-0<br>6-3<br>1B  |                              |                              |
| Willie McGee, S<br>OBP: 0.389, SLG: 0.515 (1, 8)    | 0-3<br>K   |                              |           | 0-3<br>K             | 0-0<br>1B                       |                                 | 0-0<br>6-3<br>1-2 |                              |                              |
| Tom Herr, S<br>OBP: 0.385, SLG: 0.423 (1, 4)        | 0-0<br>F7  |                              |           | 0-0<br>F4            | 0-0<br>L1                       |                                 | 0-0<br>4-3        |                              |                              |
| Darrell Porter, L<br>OBP: 0.333, SLG: 0.407 (1, 2)  |            | 0-0<br>1B<br>G6-4-3<br>2B    |           | 4-0<br>S<br>3B<br>BB |                                 | 1-0<br>FC3-6<br>HBP             |                   | 0-3<br>K                     |                              |
| Andy Van Slyke, L<br>OBP: 0.337, SLG: 0.441 (1, 9)  |            | 0-0<br>G6-4-3<br>2-3<br>1B   |           | 4-0<br>3B<br>BB      |                                 | 0-0<br>FC3-6<br>1B<br>S<br>1-2f |                   | 0-0<br>F9<br>S<br>1B         |                              |
| Terry Pendleton, S<br>OBP: 0.286, SLG: 0.307 (1, 5) |            | 0-0<br>G6-4-3<br>1-2f<br>3-H |           | 0-0<br>3B            |                                 | 0-0<br>S<br>1B                  |                   | 4-0<br>BB<br>BB<br>1-2<br>BB |                              |
| Mike Jorgensen, L<br>OBP: 0.378, SLG: 0.264 (1, 3)  |            | 0-0<br>5-3                   |           | 0-3<br>K             |                                 | 4-0<br>S<br>BB                  |                   | 0-0<br>F9                    |                              |
| Ozzie Smith, S<br>OBP: 0.351, SLG: 0.351 (1, 6)     |            |                              | 0-0<br>G3 |                      | 4-0<br>G6-4-3<br>SH<br>1B<br>BB |                                 | 0-0<br>F1         |                              | 4-0<br>BB<br>BB<br>1-2<br>BB |
| John Tudor, L<br>OBP: 0.183, SLG: 0.225 (1, 1)      |            |                              | 0-3<br>K  |                      | 0-0<br>SH<br>G6-4-3<br>1-2      |                                 | 0-3<br>K          |                              | 0-3<br>K                     |


| Inning Stats | R: 0   | H: 0  | E: 0 | K: 1   | S: 5  | R: 1 | H: 2   | E: 0  | K: 0  | S: 4   | R: 0  | H: 0 | E: 0   | K: 1  | S: 5  | R: 2   | H: 1  | E: 0 | K: 2   | S: 8  | R: 1  | H: 1   | E: 0  | K: 0 | S: 4   | R: 1  | H: 1 | E: 0   | K: 1  | S: 6 | R: 0   | H: 1  | E: 0 | K: 0   | S: 3  | R: 0 | H: 1   | E: 0  | K: 2 | S: 8 |
|--------------|--------|-------|------|--------|-------|------|--------|-------|-------|--------|-------|------|--------|-------|-------|--------|-------|------|--------|-------|-------|--------|-------|------|--------|-------|------|--------|-------|------|--------|-------|------|--------|-------|------|--------|-------|------|------|
|              | LOB: 0 | BB: 0 | P: 5 | LOB: 0 | BB: 0 | P: 4 | LOB: 1 | BB: 2 | P: 16 | LOB: 1 | BB: 1 | P: 8 | LOB: 2 | BB: 1 | P: 11 | LOB: 0 | BB: 0 | P: 3 | LOB: 3 | BB: 2 | P: 16 | LOB: 0 | BB: 0 | P: 3 | LOB: 0 | BB: 0 | P: 3 | LOB: 0 | BB: 0 | P: 3 | LOB: 0 | BB: 0 | P: 3 | LOB: 0 | BB: 0 | P: 3 | LOB: 0 | BB: 0 | P: 3 |      |

| AB | R | H | RBI | BB | SO | LOB |
|----|---|---|-----|----|----|-----|
| 4  | 0 | 1 | 0   | 0  | 0  | 2   |
| 4  | 0 | 1 | 1   | 0  | 2  | 1   |
| 4  | 0 | 0 | 0   | 0  | 0  | 1   |
| 2  | 2 | 1 | 0   | 1  | 1  | 0   |
| 3  | 2 | 2 | 0   | 1  | 0  | 1   |
| 3  | 0 | 2 | 2   | 1  | 0  | 1   |
| 3  | 0 | 0 | 0   | 1  | 1  | 3   |
| 2  | 1 | 0 | 0   | 2  | 0  | 2   |
| 3  | 0 | 0 | 0   | 0  | 3  | 5   |

**BOTTOM**

Philadelphia Phillies @ St. Louis Cardinals  
 Busch Stadium, St. Louis, MO  
 Thu Sep 26 1985, 7:05 PM CDT  
 Att. 23,598 - Unknown

|     |    |
|-----|----|
| AB  | 28 |
| R   | 5  |
| H   | 7  |
| RBI | 3  |
| BB  | 6  |
| SO  | 7  |
| LOB | 16 |



| PITCHER                               | IP  | WLS | BF | H | R | ER | SO | BB | IBB | HBP | BLK | WP | HR | S  | P  | ERA  | WHIP  |
|---------------------------------------|-----|-----|----|---|---|----|----|----|-----|-----|-----|----|----|----|----|------|-------|
| Kevin Gross, R<br>ERA: 3.58 (1, 1)    | 5.0 | L   | 21 | 4 | 4 | 4  | 4  | 3  | 0   | 0   | 0   | 0  | 0  | 26 | 38 | 7.20 | 1.400 |
| Larry Andersen, R<br>ERA: 4.54 (6, 1) | 2.0 |     | 9  | 2 | 1 | 1  | 1  | 1  | 0   | 1   | 0   | 0  | 0  | 9  | 14 | 4.50 | 1.500 |
| Don Carman, L<br>ERA: 2.07 (8, 1)     | 1.0 |     | 6  | 1 | 0 | 0  | 2  | 2  | 0   | 0   | 0   | 0  | 0  | 8  | 16 | 0.00 | 3.000 |



# Philadelphia Phillies @ Chicago Cubs

Wrigley Field, Chicago, IL  
Fri Sep 27 1985, 3:33 AM CDT  
Att. 9,258 - Unknown

[livebaseballscorecards.com](http://livebaseballscorecards.com)

|     |    |
|-----|----|
| AB  | 34 |
| R   | 7  |
| H   | 8  |
| RBI | 6  |
| BB  | 4  |
| SO  | 5  |
| LOB | 12 |



| Batter  | 1         | 2  | 3                       | 4              | 5 | 6             | 7  | 8       | 9  | AB | R | H | RBI | BB | SO | LOB |
|---|-----------|----|-------------------------|----------------|---|---------------|----|---------|----|----|---|---|-----|----|----|-----|
| Von Hayes, L<br><small>OBP: 0.341, SLG: 0.413</small><br>(1, 8)   | <br>1B    |    | WP<br>HR<br>BB          | G4-6-3<br>1-2f |   |               | F9 |         | F7 | 4  | 1 | 1 | 0   | 1  | 0  | 1   |
| Rick Schu, R<br><small>OBP: 0.320, SLG: 0.376</small><br>(1, 5)   | 3<br>1-2f |    | WP<br>HR<br>BB          | 6-3            |   |               | F8 |         | F8 | 4  | 1 | 0 | 0   | 1  | 0  | 1   |
| Juan Samuel, R<br><small>OBP: 0.288, SLG: 0.429</small><br>Luis Aguayo, R<br><small>OBP: 0.378, SLG: 0.469</small><br>(1, 4)<br>(3, 4)  | HR        |    | F5<br>1-2<br>2-3<br>3-H |                |   | 6-3           | K  |         | F6 | 2  | 1 | 1 | 1   | 0  | 0  | 2   |
| Mike Schmidt, R<br><small>OBP: 0.369, SLG: 0.522</small><br>(1, 3)  | F7        |    | HR<br>BB                |                |   | 5-3           |    | K       |    | 3  | 1 | 0 | 0   | 1  | 1  | 0   |
| Glenn Wilson, R<br><small>OBP: 0.311, SLG: 0.430</small><br>(1, 9)  |           | F7 | HR<br>1-H<br>2-H<br>3-H |                |   | FC6-4<br>BB   |    | HR      |    | 3  | 2 | 2 | 5   | 1  | 0  | 0   |
| Ozzie Virgil, R<br><small>OBP: 0.325, SLG: 0.436</small><br>(1, 2)  |           | K  | 1B<br>1B                |                |   | FC6-4<br>1-2f |    | E6<br>E |    | 4  | 0 | 1 | 0   | 0  | 1  | 1   |
| John Russell, R<br><small>OBP: 0.281, SLG: 0.385</small><br>(1, 7)  | L1        |    | 1-2<br>1B               |                |   |               | F8 |         | E3 | 4  | 0 | 1 | 0   | 0  | 0  | 1   |
| Tom Foley, L<br><small>OBP: 0.270, SLG: 0.302</small><br>(1, 6)   |           |    | BP<br>SH1-4<br>WP<br>1B |                |   |               | F8 |         | K  | 4  | 1 | 1 | 0   | 0  | 2  | 4   |
| Shane Rawley, R<br><small>OBP: 0.194, SLG: 0.145</small><br>Rocky Chiress, R<br><small>OBP: 0.200, SLG: 0.200</small><br>Jeff Stone, L<br><small>OBP: 0.112, SLG: 0.340</small><br>Kent Tekulve, R<br><small>OBP: 0.112, SLG: 0.340</small><br>Tim Corcoran, L<br><small>OBP: 0.304, SLG: 0.259</small><br>Dave Shipanoff, R<br><small>OBP: 0.259, SLG: 0.302</small><br>(1, 1)<br>(3, 1)<br>(6, PH)<br>(6, 1)<br>(8, PH)<br>(8, 1) |           |    | SH1-4<br>1-2            |                |   | G4-6-3<br>1B  |    | F7      |    | F5 | 0 | 0 | 0   | 0  | 0  | 0   |

| Inning Stats |        | R: 1 | H: 2   | R: 0 | H: 0   | R: 5 | H: 4   | R: 0 | H: 1   | R: 0 | H: 0   | R: 0 | H: 0   | R: 1  | H: 1   | R: 0 | H: 0   | R: 0 | H: 0   | R: 0 | H: 0   | 1B: 5 | SF: 0  | WP: 1 | PA: 39 |
|--------------|--------|------|--------|------|--------|------|--------|------|--------|------|--------|------|--------|-------|--------|------|--------|------|--------|------|--------|-------|--------|-------|--------|
| E: 0         | LOB: 0 | E: 0 | LOB: 0 | E: 0 | LOB: 2 | E: 0 | LOB: 0 | E: 0 | LOB: 0 | E: 0 | LOB: 1 | E: 0 | LOB: 0 | E: 2  | LOB: 2 | E: 0 | LOB: 0 | E: 0 | LOB: 0 | E: 0 | LOB: 0 | 2B: 1 | SAC: 1 | PB: 0 |        |
| K: 0         | BB: 0  | K: 1 | BB: 0  | K: 1 | BB: 3  | K: 0 | BB: 0  | K: 1 | BB: 0  | K: 1 | BB: 0  | K: 1 | BB: 0  | K: 2  | BB: 0  | K: 0 | BB: 0  | K: 0 | BB: 0  | K: 0 | BB: 0  | 3B: 0 | DP: 2  | SB: 0 |        |
| S: 4         | P: 4   | S: 5 | P: 5   | S: 9 | P: 21  | S: 3 | P: 3   | S: 3 | P: 7   | S: 3 | P: 3   | S: 5 | P: 5   | S: 10 | P: 10  | S: 3 | P: 3   | S: 3 | P: 3   | S: 3 | P: 3   | HR: 3 | HBP: 0 | CS: 0 |        |

| PITCHER                                       |        | IP  | WLS | BF | H | R | ER | SO | BB | IBB | HBP | BLK | WP | HR | S  | P  | ERA   | WHIP  |
|---|--------|-----|-----|----|---|---|----|----|----|-----|-----|-----|----|----|----|----|-------|-------|
| Rick Sutcliffe, R<br><small>ERA: 3.02</small> | (1, 1) | 2.2 |     | 12 | 3 | 4 | 4  | 1  | 2  | 0   | 0   | 0   | 1  | 1  | 12 | 20 | 13.50 | 1.875 |
| Ray Fontenot, L<br><small>ERA: 4.31</small>   | (3, 1) | 1.1 |     | 8  | 4 | 2 | 2  | 1  | 1  | 0   | 0   | 0   | 0  | 1  | 9  | 13 | 13.50 | 3.750 |
| Lary Sorensen, R<br><small>ERA: 4.26</small>  | (5, 1) | 2.0 |     | 7  | 0 | 0 | 0  | 0  | 1  | 0   | 0   | 0   | 0  | 0  | 6  | 10 | 0.00  | 0.500 |
| Jay Baller, R<br><small>ERA: 2.82</small>     | (7, 1) | 1.1 | W   | 7  | 1 | 1 | 1  | 2  | 0  | 0   | 0   | 0   | 0  | 1  | 11 | 11 | 6.75  | 0.750 |
| Lee Smith, R<br><small>ERA: 3.05</small>      | (8, 1) | 1.2 | S   | 5  | 0 | 0 | 0  | 1  | 0  | 0   | 0   | 0   | 0  | 0  | 7  | 7  | 0.00  | 0.000 |

| PITCHER                                       |        | IP  | WLS | BF | H | R | ER | SO | BB | IBB | HBP | BLK | WP | HR | S  | P  | ERA   | WHIP  |
|---|--------|-----|-----|----|---|---|----|----|----|-----|-----|-----|----|----|----|----|-------|-------|
| Rick Sutcliffe, R<br><small>ERA: 3.02</small> | (1, 1) | 2.2 |     | 12 | 3 | 4 | 4  | 1  | 2  | 0   | 0   | 0   | 1  | 1  | 12 | 20 | 13.50 | 1.875 |
| Ray Fontenot, L<br><small>ERA: 4.31</small>   | (3, 1) | 1.1 |     | 8  | 4 | 2 | 2  | 1  | 1  | 0   | 0   | 0   | 0  | 1  | 9  | 13 | 13.50 | 3.750 |
| Lary Sorensen, R<br><small>ERA: 4.26</small>  | (5, 1) | 2.0 |     | 7  | 0 | 0 | 0  | 0  | 1  | 0   | 0   | 0   | 0  | 0  | 6  | 10 | 0.00  | 0.500 |
| Jay Baller, R<br><small>ERA: 2.82</small>     | (7, 1) | 1.1 | W   | 7  | 1 | 1 | 1  | 2  | 0  | 0   | 0   | 0   | 0  | 1  | 11 | 11 | 6.75  | 0.750 |
| Lee Smith, R<br><small>ERA: 3.05</small>      | (8, 1) | 1.2 | S   | 5  | 0 | 0 | 0  | 1  | 0  | 0   | 0   | 0   | 0  | 0  | 7  | 7  | 0.00  | 0.000 |

BOTTOM

Philadelphia Phillies @ Chicago Cubs  
Wrigley Field, Chicago, IL  
Fri Sep 27 1985, 3:33 AM CDT  
Att. 9,258 - Unknown

livebaseballscorecards.com

AB 38  
R 9  
H 14  
RBI 9  
BB 3  
SO 2  
LOB 15



WP: 2 PA: 41  
PB: 0  
SB: 1  
CS: 0

AB R H RBI BB SO LOB

4 0 0 0 1 1 1

4 1 0 0 1 1 2

5 1 1 1 0 0 4

5 2 3 2 0 0 0

4 2 4 2 0 0 0

0 1 0 0 0 0 0

1 0 0 0 0 0 3

3 1 1 1 1 0 1

0 0 0 0 0 0 0

4 1 3 3 0 0 0

4 0 0 0 0 0 4

0 0 0 0 0 0 0

1B: 7 SF: 0  
2B: 3 SAC: 0  
3B: 0 DP: 1  
HR: 4 HBP: 0

| Batter  | 1                | 2               | 3               | 4                  | 5                      | 6                        | 7                      | 8                       | 9 |
|---|------------------|-----------------|-----------------|--------------------|------------------------|--------------------------|------------------------|-------------------------|---|
| Bob Demier, R<br>OBP: 0.315, SLG: 0.313<br>(1, 8)       | 0-0<br>5-3<br>1  | 0-0<br>5-3<br>3 |                 | 0-0<br>F4<br>2     |                        | 0-3<br>K<br>2            |                        | 4-0<br>1B<br>BB<br>1-2  |   |
| Shawon Dunston, R<br>OBP: 0.306, SLG: 0.374<br>(1, 6)   | 4-0<br>HR<br>BB  |                 | 0-0<br>F7<br>1  | 0-0<br>E6<br>23 WP |                        | 0-0<br>1-3<br>3          |                        | 0-3<br>K<br>1           |   |
| 23 Ryne Sandberg, R<br>OBP: 0.366, SLG: 0.505<br>(1, 4) | 0-0<br>F7<br>2   |                 | 0-0<br>HR       | 0-0<br>5-3<br>1-3  |                        |                          | 0-0<br>6-3<br>1        | 0-0<br>F8<br>2          |   |
| Keith Moreland, R<br>OBP: 0.370, SLG: 0.433<br>(1, 9)   | 0-0<br>1-H<br>HR |                 | 0-0<br>HR<br>1B |                    | 0-0<br>4-3<br>1        |                          | 0-0<br>4-3<br>2        | 0-0<br>1-2<br>2-3<br>1B |   |
| Jody Davis, R<br>OBP: 0.300, SLG: 0.400<br>(1, 2)       | 0-0              |                 | 0-0             |                    | 0-0                    |                          | 0-0                    | 0-0<br>F8<br>3          |   |
| Dave Owen, S<br>OBP: 0.429, SLG: 0.385<br>(7, PR)       |                  |                 |                 |                    |                        |                          |                        |                         |   |
| Steve Lake, R<br>OBP: 0.175, SLG: 0.191<br>(8, 2)       |                  |                 | 1-H<br>HR       |                    | 1B<br>2B               |                          | BB<br>HR<br>1B         |                         |   |
| Ron Cey, R<br>OBP: 0.320, SLG: 0.403<br>(1, 5)          | 0-0<br>6-3<br>3  |                 | 0-0<br>6-3<br>2 |                    | 0-0<br>1B<br>1B<br>2-H |                          | 4-0<br>1-2<br>HR<br>BB |                         |   |
| Chris Speier, R<br>OBP: 0.297, SLG: 0.350<br>(9, 5)     |                  |                 |                 |                    |                        |                          |                        |                         |   |
| Leon Durham, L<br>OBP: 0.358, SLG: 0.464<br>(1, 3)      |                  | 0-0<br>G3<br>1  | 0-0             | 0-0<br>2B          |                        | 0-0<br>1-3<br>1B<br>G6-3 |                        | 0-0<br>1-H<br>2-H<br>HR |   |
| Billy Hatcher, R<br>OBP: 0.299, SLG: 0.381<br>(1, 7)    |                  | 0-0<br>F8<br>2  | 0-0<br>F9<br>3  |                    | 0-0<br>G6-3<br>1-2f    |                          | 0-0<br>F9<br>3         |                         |   |
| Lee Smith, R<br>(8, 1)                                  |                  |                 |                 |                    |                        |                          |                        |                         |   |
| Rick Sutcliffe, L<br>OBP: 0.250, SLG: 0.293<br>(1, 1)   |                  | 0-0             |                 | 0-0<br>F2<br>1     |                        | 0-0<br>5-3<br>1          |                        | 0-0<br>1B<br>S<br>1B    |   |
| Ray Fontenot, L<br>OBP: 0.049, SLG: 0.049<br>(3, 1)     |                  |                 |                 |                    |                        |                          |                        |                         |   |
| Gary Matthews, R<br>OBP: 0.352, SLG: 0.388<br>(4, PH)   |                  |                 |                 |                    |                        |                          |                        |                         |   |
| Lary Sorensen, R<br>(5, 1)                              |                  |                 |                 |                    |                        |                          |                        |                         |   |
| Gary Woods, R<br>OBP: 0.354, SLG: 0.280<br>(6, PH)      |                  |                 |                 |                    |                        |                          |                        |                         |   |
| Jay Baller, R<br>(7, 1)                                 |                  |                 |                 |                    |                        |                          |                        |                         |   |
| Thad Bosley, L<br>OBP: 0.397, SLG: 0.517<br>(8, 7)      |                  |                 |                 |                    |                        |                          |                        |                         |   |

| Inning Stats | R: 2 | H: 2 | E: 0 | K: 5 | H: 2 | LOB: 1 | BB: 1 | P: 9 | R: 0 | H: 1 | E: 0 | K: 0 | S: 4 | R: 0 | H: 4 | E: 0 | K: 0 | S: 7 | R: 3 | H: 0 | E: 1 | K: 0 | S: 4 | R: 1 | H: 3 | E: 0 | K: 5 | R: 0 | H: 0 | E: 0 | K: 1 | S: 5 | R: 3 | H: 2 | E: 0 | K: 0 | S: 5 | R: 0 | H: 2 | E: 0 | K: 1 | S: 7 | R: 0 | H: 2 | E: 0 | K: 1 | S: 7 |
|--------------|------|------|------|------|------|--------|-------|------|------|------|------|------|------|------|------|------|------|------|------|------|------|------|------|------|------|------|------|------|------|------|------|------|------|------|------|------|------|------|------|------|------|------|------|------|------|------|------|
|--------------|------|------|------|------|------|--------|-------|------|------|------|------|------|------|------|------|------|------|------|------|------|------|------|------|------|------|------|------|------|------|------|------|------|------|------|------|------|------|------|------|------|------|------|------|------|------|------|------|

| PITCHER                                   | IP  | WLS | BF | H | R | ER | SO | BB | IBB | HBP | BLK | WP | HR | S  | P  | ERA   | WHIP  |
|---|-----|-----|----|---|---|----|----|----|-----|-----|-----|----|----|----|----|-------|-------|
| Shane Rawley, L<br>ERA: 3.11<br>(1, 1)    | 2.2 |     | 16 | 7 | 5 | 5  | 0  | 1  | 0   | 0   | 0   | 0  | 3  | 15 | 19 | 16.88 | 3.000 |
| Rocky Childress, R<br>ERA: 6.91<br>(3, 1) | 2.1 |     | 10 | 3 | 1 | 1  | 0  | 0  | 0   | 0   | 0   | 1  | 0  | 10 | 10 | 3.86  | 1.286 |
| Kent Tekulve, R<br>ERA: 3.95<br>(6, 1)    | 2.0 | L   | 9  | 2 | 3 | 3  | 1  | 1  | 0   | 0   | 0   | 0  | 1  | 10 | 14 | 13.50 | 1.500 |
| Dave Shipanoff, R<br>ERA: 1.5<br>(8, 1)   | 1.0 |     | 6  | 2 | 0 | 0  | 1  | 1  | 0   | 0   | 0   | 0  | 0  | 7  | 11 | 0.00  | 3.000 |

| PITCHER | IP | WLS | BF | H | R | ER | SO | BB | IBB | HBP | BLK | WP | HR | S | P | ERA | WHIP |
|---------|----|-----|----|---|---|----|----|----|-----|-----|-----|----|----|---|---|-----|------|
|---------|----|-----|----|---|---|----|----|----|-----|-----|-----|----|----|---|---|-----|------|



| Batter   | 1   | 2                                | 3                             | 4                                | 5                            | 6                               | 7                            | 8                               | 9                            | AB R H RBI BB SO LOB            | TOP                          |                                 |                               |                                  |                              |                                 |                              |                                 |                                   |                                    |  |
|--|---|----------------------------------|-------------------------------|----------------------------------|------------------------------|---------------------------------|------------------------------|---------------------------------|------------------------------|---------------------------------|------------------------------|---------------------------------|-------------------------------|----------------------------------|------------------------------|---------------------------------|------------------------------|---------------------------------|-----------------------------------|------------------------------------|--|
| Von Hayes, L (1, 8)<br>OBP: 0.339, SLG: 0.411      | 0-3<br>K  | 0-0<br>1-2<br>3-H<br>1B          |                               |                                  | 0-0<br>6-3                   |                                 | 0-0<br>4-3                   | 0-0<br>F9                       |                              | 5 0 1 1 0 1 0                   |                              |                                 |                               |                                  |                              |                                 |                              |                                 |                                   |                                    |  |
| Rick Schu, R (1, 5)<br>OBP: 0.318, SLG: 0.374      | 0-3<br>K  | 0-0<br>F9                        |                               |                                  | 0-0<br>F7                    |                                 | 0-0<br>1B<br>HR<br>1B        | 0-3<br>K                        |                              | 5 1 1 0 0 2 2                   |                              |                                 |                               |                                  |                              |                                 |                              |                                 |                                   |                                    |  |
| Juan Samuel, R (1, 4)<br>OBP: 0.289, SLG: 0.428    | 4-0<br>BB   |                                  |                               | 0-0<br>F3                        |                              | 0-0<br>F9                       | 0-0<br>1-2<br>HR<br>1B       | 0-0<br>F3                       |                              | 4 1 1 0 1 0 0                   |                              |                                 |                               |                                  |                              |                                 |                              |                                 |                                   |                                    |  |
| Mike Schmidt, R (1, 3)<br>OBP: 0.371, SLG: 0.534   | 0-3<br>K  |                                  |                               | 0-3<br>K                         |                              | 0-0<br>1B<br>HR<br>1B           | 0-0<br>1-H<br>2-H<br>HR      |                                 |                              | 5 3 3 4 0 2 1                   |                              |                                 |                               |                                  |                              |                                 |                              |                                 |                                   |                                    |  |
| Glenn Wilson, R (1, 9)<br>OBP: 0.314, SLG: 0.430   |   |                                  |                               | 0-0<br>6-3                       |                              | 0-0<br>1-3<br>HR<br>1B          | 4-0<br>1B<br>1B<br>BB        | 0-0<br>5-3                      |                              | 4 3 2 0 1 0 0                   |                              |                                 |                               |                                  |                              |                                 |                              |                                 |                                   |                                    |  |
| Darren Daulton, L (1, 2)<br>OBP: 0.283, SLG: 0.349 |   |                                  |                               | 0-3<br>K                         |                              | 0-0<br>1-H<br>3-H<br>HR         | 0-3<br>K                     | 0-3<br>K                        |                              | 5 2 2 3 0 3 1                   |                              |                                 |                               |                                  |                              |                                 |                              |                                 |                                   |                                    |  |
| John Russell, R (1, 7)<br>OBP: 0.284, SLG: 0.386   |   |                                  |                               | 0-3<br>K                         |                              | 0-0<br>E<br>1B                  | 0-0<br>1B<br>1-3<br>1B       | 0-3<br>K                        |                              | 5 0 2 0 0 3 2                   |                              |                                 |                               |                                  |                              |                                 |                              |                                 |                                   |                                    |  |
| Tom Foley, L (1, 6)<br>OBP: 0.273, SLG: 0.306      |   |                                  |                               | 0-0<br>F6                        |                              | 0-0<br>E1<br>G4-6-3             | 0-0<br>1-3<br>3-H<br>1B      |                                 |                              | 4 0 2 2 0 0 1                   |                              |                                 |                               |                                  |                              |                                 |                              |                                 |                                   |                                    |  |
| John Denny, R (1, 1)<br>OBP: 0.169, SLG: 0.139     |   |                                  |                               |                                  | 0-0<br>5-3                   | 0-0<br>G4-6-3                   | 0-3<br>K                     |                                 |                              | 1 0 0 0 0 1 2                   |                              |                                 |                               |                                  |                              |                                 |                              |                                 |                                   |                                    |  |
| Jeff Stone, L (5, PH)<br>OBP: 0.311, SLG: 0.339    |   |                                  |                               |                                  |                              |                                 |                              |                                 |                              | 1 0 0 0 0 0 0                   |                              |                                 |                               |                                  |                              |                                 |                              |                                 |                                   |                                    |  |
| Kent Tekulve, R (5, 1)                             |   |                                  |                               |                                  |                              |                                 |                              |                                 |                              | 0 0 0 0 0 0 0                   |                              |                                 |                               |                                  |                              |                                 |                              |                                 |                                   |                                    |  |
| Derrel Thomas, S (6, PH)<br>OBP: 0.276, SLG: 0.360 |   |                                  |                               |                                  |                              |                                 |                              |                                 |                              | 1 0 0 0 0 0 2                   |                              |                                 |                               |                                  |                              |                                 |                              |                                 |                                   |                                    |  |
| Dave Shipanoff, R (6, 1)                           |   |                                  |                               |                                  |                              |                                 |                              |                                 |                              | 0 0 0 0 0 0 0                   |                              |                                 |                               |                                  |                              |                                 |                              |                                 |                                   |                                    |  |
| Ozzie Virgil, R (7, PH)<br>OBP: 0.325, SLG: 0.435  |   |                                  |                               |                                  |                              |                                 |                              |                                 |                              | 1 0 0 0 0 1 2                   |                              |                                 |                               |                                  |                              |                                 |                              |                                 |                                   |                                    |  |
| Dave Ruckoff, L (7, 1)<br>OBP: 0.364, SLG: 0.400   |   |                                  |                               |                                  |                              |                                 |                              |                                 |                              | 0 0 0 0 0 0 0                   |                              |                                 |                               |                                  |                              |                                 |                              |                                 |                                   |                                    |  |
| Larry Andersen, R (8, 1)                           |   |                                  |                               |                                  |                              |                                 |                              |                                 |                              | 0 0 0 0 0 0 0                   |                              |                                 |                               |                                  |                              |                                 |                              |                                 |                                   |                                    |  |
| <b>Inning Stats</b>                                | R: 0<br>E: 0<br>K: 3<br>S: 9                          | H: 0<br>LOB: 1<br>BB: 1<br>P: 13 | R: 2<br>E: 0<br>K: 2<br>S: 11 | H: 4<br>LOB: 2<br>BB: 0<br>P: 11 | R: 0<br>E: 0<br>K: 1<br>S: 5 | H: 0<br>LOB: 0<br>BB: 0<br>P: 5 | R: 0<br>E: 0<br>K: 2<br>S: 7 | H: 0<br>LOB: 0<br>BB: 0<br>P: 7 | R: 0<br>E: 0<br>K: 0<br>S: 3 | H: 0<br>LOB: 0<br>BB: 0<br>P: 3 | R: 3<br>E: 1<br>K: 0<br>S: 7 | H: 4<br>LOB: 1<br>BB: 0<br>P: 7 | R: 4<br>E: 0<br>K: 2<br>S: 12 | H: 5<br>LOB: 2<br>BB: 1<br>P: 16 | R: 0<br>E: 0<br>K: 1<br>S: 5 | H: 0<br>LOB: 0<br>BB: 0<br>P: 5 | R: 1<br>E: 0<br>K: 2<br>S: 8 | H: 1<br>LOB: 0<br>BB: 0<br>P: 8 | 1B: 11<br>2B: 0<br>3B: 0<br>HR: 3 | SF: 0<br>SAC: 0<br>DP: 1<br>HBP: 0 | WP: 0<br>PA: 43<br>PB: 0<br>SB: 0<br>CS: 0 |
| <b>PITCHER</b>                                     | IP WLS BF H R ER SO BB IBB HBP BLK WP HR S P ERA WHIP |                                  |                               |                                  |                              |                                 |                              |                                 |                              |                                 |                              |                                 |                               |                                  |                              |                                 |                              |                                 |                                   |                                    |  |
| Dennis Eckersley, R (1, 1)<br>ERA: 2.98            | 5.1 W 26 8 5 5 8 1 0 0 0 0 1 41 45 8.44 1.688         |                                  |                               |                                  |                              |                                 |                              |                                 |                              |                                 |                              |                                 |                               |                                  |                              |                                 |                              |                                 |                                   |                                    |  |
| Ron Meredith, L (6, 1)<br>ERA: 4.37                | 1.0 4 2 2 2 0 0 0 0 0 0 0 4 4 18.00 2.000             |                                  |                               |                                  |                              |                                 |                              |                                 |                              |                                 |                              |                                 |                               |                                  |                              |                                 |                              |                                 |                                   |                                    |  |
| Dave Beard, R (7, 1)<br>ERA: 6.97                  | 0.0 2 1 1 1 0 1 0 0 0 0 1 1 5 ∞ ∞                     |                                  |                               |                                  |                              |                                 |                              |                                 |                              |                                 |                              |                                 |                               |                                  |                              |                                 |                              |                                 |                                   |                                    |  |
| Jay Baller, R (7, 1)<br>ERA: 2.78                  | 0.2 4 2 1 1 2 0 0 0 0 0 0 8 8 13.50 3.000             |                                  |                               |                                  |                              |                                 |                              |                                 |                              |                                 |                              |                                 |                               |                                  |                              |                                 |                              |                                 |                                   |                                    |  |
| Lee Smith, R (8, 1)<br>ERA: 3.08                   | 2.0 S 7 1 1 1 3 0 0 0 0 0 0 1 13 13 4.50 0.500        |                                  |                               |                                  |                              |                                 |                              |                                 |                              |                                 |                              |                                 |                               |                                  |                              |                                 |                              |                                 |                                   |                                    |  |

Philadelphia Phillies @ Chicago Cubs  
Wrigley Field, Chicago, IL  
Sat Sep 28 1985, 3:33 AM CDT  
Att: 27,875 - Unknown

livebaseballscorecards.com

|     |    |
|-----|----|
| AB  | 41 |
| R   | 10 |
| H   | 14 |
| RBI | 10 |
| BB  | 2  |
| SO  | 13 |
| LOB | 13 |



| Batter  | 1                     | 2             | 3      | 4          | 5      | 6          | 7            | 8              | 9 | AB | R | H | RBI | BB | SO | LOB |
|---|-----------------------|---------------|--------|------------|--------|------------|--------------|----------------|---|----|---|---|-----|----|----|-----|
| <b>Bob Demier, R</b><br>OBP: 0.312, SLG: 0.309 (1, 8)       | 0-0 F4                | 0-0 F8        |        | 0-0 6-3    |        | 0-0 6-3    | 0-0 FC6-4    |                |   | 5  | 0 | 0 | 0   | 0  | 0  | 1   |
| <b>Shawon Dunston, R</b><br>OBP: 0.316, SLG: 0.396 (1, 6)   | 0-0 F8 23 S 1B        | 0-0 23 1B 2B  |        | 0-0 HR 3B  |        | 0-3 K      |              | 0-0 23 1-3 1B  |   | 5  | 3 | 4 | 0   | 0  | 1  | 0   |
| <b>23 Ryne Sandberg, R</b><br>OBP: 0.368, SLG: 0.504 (1, 4) | 4-0 S 1B 1-2 BB       | 0-0 1B 2-H 1B |        | 0-0 5-3    |        | 4-0 HR BB  |              | 0-0 1-3 1-2    |   | 3  | 2 | 1 | 1   | 2  | 0  | 2   |
| <b>Keith Moreland, R</b><br>OBP: 0.373, SLG: 0.445 (1, 9)   | 0-0 F8 2-3            | 0-0 2-3 1B    |        | 0-0 HR 3-H |        | 0-0 HR 1-H |              | 4-0 G6-4-3 IBB |   | 4  | 2 | 3 | 4   | 1  | 0  | 2   |
| <b>Jody Davis, R</b><br>OBP: 0.299, SLG: 0.397 (1, 2)       | 4-0 1B HR 1-2 BB      | 0-0 5-3       |        | 0-3 K 3-H  |        | 0-0 6-3    |              | 0-0 G6-4-3 1-2 |   | 4  | 1 | 0 | 0   | 1  | 1  | 4   |
| <b>Leon Durham, L</b><br>OBP: 0.359, SLG: 0.464 (1, 3)      | 0-0 HR 1-3 2-H 3-H 1B |               | 0-0 1B |            | 0-3 K  |            | 0-0 F8       |                |   | 4  | 1 | 2 | 2   | 0  | 1  | 0   |
| <b>Ron Cey, R</b><br>OBP: 0.323, SLG: 0.417 (1, 5)          | 0-0 HR 1-H 3-H        |               | 0-0 F8 |            | 4-0 BB |            | 0-0 HR       |                |   | 3  | 2 | 2 | 4   | 1  | 0  | 1   |
| <b>Billy Hatcher, R</b><br>OBP: 0.298, SLG: 0.377 (1, 7)    | 0-0 6-3               |               | 0-0 F8 |            | 0-0 F9 |            | 0-0 FC6-4 1B |                |   | 4  | 0 | 1 | 0   | 0  | 0  | 2   |
| <b>Dennis Eckersley, R</b><br>OBP: 0.230, SLG: 0.185 (1, 1) |                       | 0-3 K         |        | 0-0 5-3    |        | 0-3 K      |              | 0-3 K          |   | 3  | 0 | 0 | 0   | 0  | 2  | 2   |
| <b>Ron Merdith, L</b><br>OBP: 0.400, SLG: 0.250 (6, 1)      |                       |               |        |            |        |            |              |                |   | 0  | 0 | 0 | 0   | 0  | 0  | 0   |
| <b>Dave Beard, L</b><br>OBP: 0.387, SLG: 0.387 (7, 1)       |                       |               |        |            |        |            |              |                |   | 0  | 0 | 0 | 0   | 0  | 0  | 0   |
| <b>Jay Bailer, R</b><br>OBP: 0.387, SLG: 0.387 (7, 1)       |                       |               |        |            |        |            |              |                |   | 0  | 0 | 0 | 0   | 0  | 0  | 0   |
| <b>Gary Matthews, R</b><br>OBP: 0.387, SLG: 0.387 (7, PH)   |                       |               |        |            |        |            |              |                |   | 1  | 0 | 0 | 0   | 0  | 1  | 1   |
| <b>Lee Smith, R</b><br>OBP: 0.387, SLG: 0.387 (8, 1)        |                       |               |        |            |        |            |              |                |   | 0  | 0 | 0 | 0   | 0  | 0  | 0   |

| Inning Stats | R: 5 | H: 3 | LOB: 0 | K: 0 | S: 6 | P: 14 | R: 1 | H: 3 | LOB: 2 | K: 1 | S: 8 | R: 0 | H: 1 | LOB: 1 | K: 0 | S: 4 | R: 2 | H: 2 | LOB: 0 | K: 1 | S: 7 | R: 0 | H: 0 | LOB: 1 | K: 2 | S: 7 | R: 2 | H: 1 | LOB: 0 | K: 1 | S: 6 | R: 1 | H: 2 | LOB: 1 | K: 1 | S: 7 | R: 0 | H: 1 | LOB: 1 | K: 0 | S: 3 |  |  |  |  |  |  |
|--------------|------|------|--------|------|------|-------|------|------|--------|------|------|------|------|--------|------|------|------|------|--------|------|------|------|------|--------|------|------|------|------|--------|------|------|------|------|--------|------|------|------|------|--------|------|------|--|--|--|--|--|--|
|              |      |      |        |      |      |       |      |      |        |      |      |      |      |        |      |      |      |      |        |      |      |      |      |        |      |      |      |      |        |      |      |      |      |        |      |      |      |      |        |      |      |  |  |  |  |  |  |

| PITCHER                                      | IP  | WLS | BF | H | R | ER | SO | BB | IBB | HBP | BLK | WP | HR | S  | P  | ERA   | WHIP  |
|--|-----|-----|----|---|---|----|----|----|-----|-----|-----|----|----|----|----|-------|-------|
| <b>John Denny, R</b><br>ERA: 3.85 (1, 1)     | 4.0 | L   | 23 | 9 | 8 | 8  | 2  | 2  | 2   | 0   | 0   | 0  | 2  | 25 | 33 | 18.00 | 2.750 |
| <b>Kent Tekulve, R</b><br>ERA: 3.89 (5, 1)   | 1.0 |     | 4  | 0 | 0 | 0  | 2  | 1  | 0   | 0   | 0   | 0  | 0  | 7  | 11 | 0.00  | 1.000 |
| <b>Dave Shipanoff, R</b><br>ERA: 2.03 (6, 1) | 1.0 |     | 5  | 1 | 2 | 2  | 1  | 1  | 0   | 0   | 0   | 0  | 1  | 6  | 10 | 18.00 | 2.000 |
| <b>Dave Rucker, L</b><br>ERA: 4.17 (7, 1)    | 1.1 |     | 8  | 3 | 1 | 1  | 1  | 0  | 1   | 0   | 0   | 0  | 1  | 9  | 13 | 6.75  | 2.250 |
| <b>Larry Andersen, R</b><br>ERA: 4.5 (8, 1)  | 0.2 |     | 1  | 0 | 0 | 0  | 0  | 0  | 0   | 0   | 0   | 0  | 0  | 1  | 1  | 0.00  | 0.000 |

**BOTTOM**

**Philadelphia Phillies @ Chicago Cubs**  
Wrigley Field, Chicago, IL

Sat Sep 28 1985, 3:33 AM CDT  
Att. 27,875 - Unknown

|     |    |
|-----|----|
| AB  | 36 |
| R   | 11 |
| H   | 13 |
| RBI | 11 |
| BB  | 5  |
| SO  | 6  |
| LOB | 15 |

| WP | HR | S | P | ERA | WHIP |
|----|----|---|---|-----|------|
| 0  | 0  | 0 | 0 | 0   | 0    |
| 0  | 0  | 0 | 0 | 0   | 0    |
| 0  | 0  | 0 | 0 | 0   | 0    |
| 0  | 0  | 0 | 0 | 0   | 0    |
| 1  | 0  | 0 | 0 | 1   | 1    |
| 0  | 0  | 0 | 0 | 0   | 0    |



| Batter  | 1   | 2   | 3   | 4   | 5   | 6   | 7   | 8   | 9   | AB R H RBI BB SO LOB   | TOP                                     |
|---|---|---|---|---|---|---|---|---|---|--|---|
| Luis Aguayo, R (1, 6)<br>OBP: 0.378, SLG: 0.467<br>Steve Jeltz, S (6, 6)<br>OBP: 0.287, SLG: 0.226  | 0-0<br>6-3  |   | 0-0<br>1B   |   | 0-0<br>G6-4-3                                       |   | 0-0<br>G4-6-3                                       |   |   | 3 0 1 0 0 0 1<br>1 0 0 0 0 0 1                                   |   |
| Rick Schu, R (1, 5)<br>OBP: 0.315, SLG: 0.370   | 0-0<br>1-3  |   | 0-0<br>5-3  |   | 0-0<br>6-3  |   |   | 0-0<br>F8   |   | 4 0 0 0 0 0 1  |   |
| Juan Samuel, R (1, 4)<br>OBP: 0.290, SLG: 0.428   | 0-0<br>1B   |   |   | 0-0<br>1B S<br>E 1B                                 |   | 0-0<br>4-3  |   | 0-0<br>B1-3   |   | 4 1 2 0 0 0 0  |   |
| Mike Schmidt, R (1, 3)<br>OBP: 0.371, SLG: 0.532  | 0-0<br>6-3  |   |   | 0-0<br>FC4-6<br>1-3 SF9<br>1B                       |   | 0-0<br>G3   |   | 0-0<br>6-3  |   | 4 1 1 0 0 0 1  |   |
| Glenn Wilson, R (1, 9)<br>OBP: 0.313, SLG: 0.429  |   | 0-0<br>G3   |   | 0-0<br>E6<br>FC4-6<br>1-2<br>3-H                    |   | 0-0<br>BB<br>1B                                     |   | 0-0<br>4-3  |   | 4 0 1 1 0 0 1  |   |
| Ozzie Virgil, R (1, 2)<br>OBP: 0.324, SLG: 0.432  |   | 0-0<br>6-3  |   | 0-0<br>FC4-6<br>1-2f<br>2-3                         |   | 4-0<br>BB<br>1-2<br>BB                              |   | 0-0<br>6-3  |   | 3 0 0 0 1 0 2  |   |
| Garry Maddox, R (1, 8)<br>OBP: 0.292, SLG: 0.360  |   | 0-0<br>5-3  |   | 0-0<br>SF9<br>3-H                                   |   | 0-0<br>1-3  |   | 0-0<br>FC6-4<br>1B                                  |   | 3 0 1 1 0 0 2  |   |
| John Russell, R (1, 7)<br>OBP: 0.279, SLG: 0.378  |   |   | 0-0<br>1-4-3  |   | 0-0<br>F4   |   | 0-0<br>6-3  |   | 0-0<br>FC6-4  | 4 0 0 0 0 0 2  |   |
| Freddie Toliver, R (1, 1)<br>OBP: 0.333, SLG: 0.333<br>Kent Tekulve, R (5, 1)<br>Derrel Thomas, S (7, PH)<br>OBP: 0.283, SLG: 0.360<br>Dave Shipanoff, R (7, 1) |   |   | 0-0<br>1-3  |   | 0-0<br>G6-4-3<br>1B                                 |   | 4-0<br>G4-6-3<br>BB                                 |   |   | 2 0 1 0 0 0 0<br>0 0 0 0 0 0 0<br>0 0 0 0 1 0 0<br>0 0 0 0 0 0 0 |   |
| <b>Inning Stats</b>   | R: 0 H: 1<br>E: 0 LOB: 1<br>K: 0 BB: 0<br>S: 4 P: 4   | R: 0 H: 0<br>E: 0 LOB: 0<br>K: 0 BB: 0<br>S: 3 P: 3 | R: 0 H: 1<br>E: 0 LOB: 1<br>K: 0 BB: 0<br>S: 4 P: 4 | R: 2 H: 2<br>E: 1 LOB: 1<br>K: 0 BB: 0<br>S: 6 P: 6 | R: 0 H: 1<br>E: 0 LOB: 0<br>K: 0 BB: 0<br>S: 3 P: 3 | R: 0 H: 1<br>E: 0 LOB: 2<br>K: 0 BB: 1<br>S: 4 P: 8 | R: 0 H: 0<br>E: 0 LOB: 0<br>K: 0 BB: 1<br>S: 2 P: 6 | R: 0 H: 0<br>E: 0 LOB: 0<br>K: 0 BB: 0<br>S: 3 P: 3 | R: 0 H: 1<br>E: 0 LOB: 1<br>K: 0 BB: 0<br>S: 4 P: 4 | 1B: 7 SF: 1<br>2B: 0 SAC: 0<br>3B: 0 DP: 2<br>HR: 0 HBP: 0       | WP: 0 PA: 35<br>PB: 0<br>SB: 2<br>CS: 0 |
| <b>PITCHER</b><br>Steve Trout, L (1, 1)<br>ERA: 3.33  | IP WLS BF H R ER SO BB IBB HBP BLK WP HR S P ERA WHIP |   |   |   |   |   |   |   |   |  |   |
|   | 9.0 W 35 7 2 1 0 2 0 0 0 0 0 0 33 41 1.00 1.000       |   |   |   |   |   |   |   |   |  |   |

Philadelphia Phillies @ Chicago Cubs  
Wrigley Field, Chicago, IL  
Sun Sep 29 1985, 3:33 AM CDT  
Att. 26,641 - Unknown

livebaseballscorecards.com

AB 32  
R 2  
H 7  
RBI 2  
BB 2  
SO 0  
LOB 11



| Batter  | 1          | 2                  | 3          | 4       | 5          | 6      | 7       | 8       | 9 |
|---|------------|--------------------|------------|---------|------------|--------|---------|---------|---|
| Bob Demier, R (1, 8)<br>OBP: 0.314, SLG: 0.311<br>Thad Bosley, L (9, 7)<br>OBP: 0.397, SLG: 0.517 | 0-0 F8     |                    | 0-0 4-3    |         | 0-0 1B     |        | 0-0 1B  |         |   |
| Shawon Dunston, R (1, 6)<br>OBP: 0.311, SLG: 0.390  | 0-0 L4     |                    | 0-0 F5     |         | 0-0 B5     |        | 0-3 K   |         |   |
| 23 Ryne Sandberg, R (1, 4)<br>OBP: 0.367, SLG: 0.503  | 0-0 CS 1B  |                    | 0-0 E6 1B  |         | 0-3 K      |        | 0-0 F9  |         |   |
| Keith Moreland, R (1, 9)<br>OBP: 0.374, SLG: 0.446  | 0-0 CS 1-2 | 0-0 4-3            | 0-0 2B 1B  |         | 0-0 1B 1B  |        | 0-0 4-3 |         |   |
| Jody Davis, R (1, 2)<br>OBP: 0.303, SLG: 0.401  |            | 4-0 2B BB          | 0-0 2B 1-H |         | 0-0 1B 1-3 |        | 0-0 F2  |         |   |
| Ron Cey, R (1, 5)<br>OBP: 0.323, SLG: 0.414<br>Chris Speier, R (9, 5)<br>OBP: 0.297, SLG: 0.350   |            | 4-0 2B SF8 BB      | 0-3 K      |         | 0-0 F8     |        | 0-0 F8  |         |   |
| Richie Hebner, L (1, 3)<br>OBP: 0.262, SLG: 0.311   |            | 0-0 SF8 1-3 2-H 2B |            | 0-0 F8  |            | 0-0 F8 |         | 0-0 HR  |   |
| Billy Hatcher, R (1, 7)<br>OBP: 0.297, SLG: 0.390   |            | 0-0 SF8 2-3 3-H    |            | 0-0 6-3 |            | 0-0 G3 |         | 0-0 3B  |   |
| Steve Trout, L (1, 1)<br>OBP: 0.152, SLG: 0.136   |            | 0-3 K              |            | 0-0 4-3 |            | 0-3 K  |         | 0-0 6-3 |   |


| AB | R | H | RBI | BB | SO | LOB |
|----|---|---|-----|----|----|-----|
| 4  | 1 | 2 | 0   | 0  | 0  | 0   |
| 0  | 0 | 0 | 0   | 0  | 0  | 0   |
| 4  | 0 | 0 | 0   | 0  | 1  | 2   |
| 4  | 1 | 1 | 0   | 0  | 1  | 2   |
| 4  | 1 | 2 | 2   | 0  | 0  | 1   |
| 3  | 1 | 2 | 1   | 1  | 0  | 0   |
| 3  | 1 | 0 | 0   | 1  | 1  | 3   |
| 0  | 0 | 0 | 0   | 0  | 0  | 0   |
| 4  | 1 | 2 | 2   | 0  | 0  | 0   |
| 3  | 0 | 1 | 1   | 0  | 0  | 0   |
| 4  | 0 | 0 | 0   | 0  | 2  | 2   |

**BOTTOM**

**Philadelphia Phillies @ Chicago Cubs**  
Wrigley Field, Chicago, IL

Sun Sep 29 1985, 3:33 AM CDT  
Att. 26,641 - Unknown

|     |    |
|-----|----|
| AB  | 33 |
| R   | 6  |
| H   | 10 |
| RBI | 6  |
| BB  | 2  |
| SO  | 5  |
| LOB | 10 |



| Inning Stats | R | H | E | K | S  | P | IP  | WLS | BF | H | R | ER | SO | BB | IBB | HBP | BLK | WP | HR | S  | P    | ERA   | WHIP  |
|--------------|---|---|---|---|----|---|-----|-----|----|---|---|----|----|----|-----|-----|-----|----|----|----|------|-------|-------|
|              | 0 | 1 | 0 | 0 | 3  |   | 4.2 |     | 23 | 7 | 5 | 3  | 3  | 2  | 0   | 0   | 0   | 0  | 0  | 27 | 35   | 5.79  | 1.929 |
|              | 2 | 1 | 0 | 1 | 6  |   | 1.1 |     | 4  | 0 | 0 | 0  | 1  | 0  | 0   | 0   | 0   | 0  | 6  | 6  | 0.00 | 0.000 |       |
|              | 2 | 1 | 0 | 1 | 11 |   | 2.0 |     | 9  | 3 | 1 | 1  | 1  | 0  | 0   | 0   | 0   | 0  | 11 | 11 | 4.50 | 1.500 |       |

| WP | PA | ERA | WHIP |
|----|----|-----|------|
| 0  | 37 |     |      |
| 0  |    |     |      |
| 2  |    |     |      |
| 1  |    |     |      |



| Batter   | 1   | 2                               | 3                            | 4                                | 5                            | 6                               | 7                            | 8                                | 9                            | AB R H RBI BB SO LOB            | TOP                          |                                 |                              |                                 |                              |                                 |                              |                                 |                              |                                 |                                  |                                    |                                  |        |
|--|---|---------------------------------|------------------------------|----------------------------------|------------------------------|---------------------------------|------------------------------|----------------------------------|------------------------------|---------------------------------|------------------------------|---------------------------------|------------------------------|---------------------------------|------------------------------|---------------------------------|------------------------------|---------------------------------|------------------------------|---------------------------------|----------------------------------|------------------------------------|----------------------------------|--------|
| Jeff Stone, L (1, 7)<br>OBP: 0.307, SLG: 0.333   | 0-3<br>K  |                                 | 0-3<br>K                     |                                  | 0-0<br>G3                    |                                 |                              | 0-0<br>F7                        |                              | 4 0 0 0 0 2 1                   |                              |                                 |                              |                                 |                              |                                 |                              |                                 |                              |                                 |                                  |                                    |                                  |        |
| Juan Samuel, R (1, 4)<br>OBP: 0.291, SLG: 0.429  | 0-0<br>F9   |                                 |                              | 4-0<br>1B<br>BB                  |                              | 0-0<br>CS<br>2B                 |                              | 0-0<br>F9                        |                              | 3 1 1 0 1 0 0                   |                              |                                 |                              |                                 |                              |                                 |                              |                                 |                              |                                 |                                  |                                    |                                  |        |
| Von Hayes, L (1, 8)<br>OBP: 0.339, SLG: 0.410    | 0-3<br>K  |                                 |                              | 0-0<br>1B<br>1-3<br>1B           |                              | 0-0<br>4-3                      |                              | 0-0<br>F2                        |                              | 4 0 1 0 0 1 1                   |                              |                                 |                              |                                 |                              |                                 |                              |                                 |                              |                                 |                                  |                                    |                                  |        |
| Mike Schmidt, R (1, 3)<br>OBP: 0.371, SLG: 0.530 |   | 4-0<br>G4-6-3<br>BB             |                              | 0-3<br>K                         |                              | 4-0<br>2-3<br>BB                |                              | 0-0<br>6-3                       |                              | 2 0 0 0 2 1 2                   |                              |                                 |                              |                                 |                              |                                 |                              |                                 |                              |                                 |                                  |                                    |                                  |        |
| Glenn Wilson, R (1, 9)<br>OBP: 0.313, SLG: 0.428 |   | 0-0<br>G4-6-3<br>1-2f           |                              | 0-0<br>1-3<br>1B                 |                              | 0-3<br>K                        |                              | 0-3<br>K                         |                              | 4 0 1 1 0 2 2                   |                              |                                 |                              |                                 |                              |                                 |                              |                                 |                              |                                 |                                  |                                    |                                  |        |
| Ozzie Virgil, R (1, 2)<br>OBP: 0.326, SLG: 0.431 |   | 4-0<br>FC6-4<br>BB              |                              | 0-0<br>3-H<br>5-3                |                              | 0-3<br>K                        |                              | 0-0<br>1B                        |                              | 3 0 1 0 1 1 1                   |                              |                                 |                              |                                 |                              |                                 |                              |                                 |                              |                                 |                                  |                                    |                                  |        |
| Tom Foley, L (1, 6)<br>OBP: 0.277, SLG: 0.306    |   | 0-0<br>FC6-4<br>1-2f            |                              | 4-0<br>SH2-3<br>BB               |                              | 0-0<br>FC5-4<br>1B              |                              | 0-0<br>1-3                       |                              | 3 0 1 0 1 0 2                   |                              |                                 |                              |                                 |                              |                                 |                              |                                 |                              |                                 |                                  |                                    |                                  |        |
| Rick Schu, R (1, 5)<br>OBP: 0.313, SLG: 0.367    |   |                                 | 0-0<br>4-3                   |                                  | 0-3<br>K                     |                                 | 0-0<br>FC5-4<br>1-2f         |                                  |                              | 3 0 0 0 0 1 2                   |                              |                                 |                              |                                 |                              |                                 |                              |                                 |                              |                                 |                                  |                                    |                                  |        |
| Kevin Gross, R (1, 1)<br>OBP: 0.175, SLG: 0.230  |   |                                 | 0-0<br>5-3                   |                                  | 0-0<br>SH2-3<br>1-2          |                                 | 0-0<br>5-3                   |                                  |                              | 2 0 0 0 0 0 1                   |                              |                                 |                              |                                 |                              |                                 |                              |                                 |                              |                                 |                                  |                                    |                                  |        |
| <b>Inning Stats</b>                              | R: 0<br>E: 0<br>K: 2<br>S: 7                          | H: 0<br>LOB: 0<br>BB: 0<br>P: 7 | R: 0<br>E: 0<br>K: 0<br>S: 2 | H: 0<br>LOB: 1<br>BB: 2<br>P: 10 | R: 0<br>E: 0<br>K: 1<br>S: 5 | H: 0<br>LOB: 0<br>BB: 0<br>P: 5 | R: 1<br>E: 0<br>K: 1<br>S: 6 | H: 2<br>LOB: 1<br>BB: 1<br>P: 10 | R: 0<br>E: 0<br>K: 1<br>S: 5 | H: 0<br>LOB: 1<br>BB: 1<br>P: 9 | R: 0<br>E: 0<br>K: 1<br>S: 5 | H: 1<br>LOB: 1<br>BB: 1<br>P: 9 | R: 0<br>E: 0<br>K: 1<br>S: 6 | H: 1<br>LOB: 1<br>BB: 0<br>P: 6 | R: 0<br>E: 0<br>K: 0<br>S: 3 | H: 0<br>LOB: 0<br>BB: 0<br>P: 3 | R: 0<br>E: 0<br>K: 1<br>S: 6 | H: 1<br>LOB: 1<br>BB: 0<br>P: 6 | R: 0<br>E: 0<br>K: 1<br>S: 6 | H: 1<br>LOB: 1<br>BB: 0<br>P: 6 | 1B: 4<br>2B: 1<br>3B: 0<br>HR: 0 | SF: 0<br>SAC: 1<br>DP: 1<br>HBP: 0 | WP: 0<br>PB: 0<br>SB: 0<br>CS: 1 | PA: 34 |
| <b>PITCHER</b>                                   | IP WLS BF H R ER SO BB IBB HBP BLK WP HR S P ERA WHIP |                                 |                              |                                  |                              |                                 |                              |                                  |                              |                                 |                              |                                 |                              |                                 |                              |                                 |                              |                                 |                              |                                 |                                  |                                    |                                  |        |
| Bryn Smith, R (1, 1)<br>ERA: 2.91                | 7.0 W 27 4 1 1 7 5 0 0 0 0 0 0 36 56 1.29 1.286       |                                 |                              |                                  |                              |                                 |                              |                                  |                              |                                 |                              |                                 |                              |                                 |                              |                                 |                              |                                 |                              |                                 |                                  |                                    |                                  |        |
| Jeff Reardon, R (8, 1)<br>ERA: 3.16              | 2.0 S 7 1 0 0 1 0 0 0 0 0 0 0 9 9 0.00 0.500          |                                 |                              |                                  |                              |                                 |                              |                                  |                              |                                 |                              |                                 |                              |                                 |                              |                                 |                              |                                 |                              |                                 |                                  |                                    |                                  |        |

Philadelphia Phillies @ Montreal Expos  
Olympic Stadium, Montreal, QB  
Wed Oct 02 1985, 7:05 PM EDT  
Unknown

|     |    |
|-----|----|
| AB  | 28 |
| R   | 1  |
| H   | 5  |
| RBI | 1  |
| BB  | 5  |
| SO  | 8  |
| LOB | 12 |



| Batter  | 1  | 2                                | 3                            | 4                               | 5                            | 6                               | 7                            | 8                               | 9                            | AB                              | R                            | H                                | RBI                              | BB                                 | SO                               | LOB    | BOTTOM   |  |
|---|--|----------------------------------|------------------------------|---------------------------------|------------------------------|---------------------------------|------------------------------|---------------------------------|------------------------------|---------------------------------|------------------------------|----------------------------------|----------------------------------|------------------------------------|----------------------------------|--------|--|--|
| Tim Raines, S<br>OBP: 0.402, SLG: 0.461 (1, 7)  | 0-0<br>S<br>G3<br>1B   | 4-0<br>S<br>BB                   |                              |                                 | 0-3<br>K                     |                                 |                              | 0-0<br>SF9<br>3B                |                              | 3                               | 2                            | 2                                | 0                                | 1                                  | 1                                | 0      | <b>Philadelphia Phillies @ Montreal Expos</b><br><b>Olympic Stadium, Montreal, QB</b><br>Wed Oct 02 1985, 7:05 PM EDT<br>Unknown |  |
| Vance Law, R<br>OBP: 0.363, SLG: 0.400 (1, 4)   | 4-0<br>4-3<br>1-3<br>G3<br>1B<br>BB  | 0-0<br>6-3<br>1-2                |                              |                                 | 0-0<br>F9                    |                                 |                              | 4-0<br>6-3<br>BB                |                              | 2                               | 1                            | 0                                | 0                                | 2                                  | 0                                | 1      |  |  |
| Mitch Webster, S<br>OBP: 0.327, SLG: 0.492 (1, 8)<br>(8, 9)   | 0-0<br>G3<br>1-2<br>3-H  |                                  | 0-0<br>F7                    |                                 | 0-0<br>5-3                   |                                 |                              | 0-0<br>6-3<br>1-2               |                              | 4                               | 0                            | 0                                | 1                                | 0                                  | 0                                | 3      |  |  |
| Hubie Brooks, R<br>OBP: 0.307, SLG: 0.405 (1, 6)  | 0-0<br>4-3<br>2-3  |                                  | 0-0<br>FC1-3-6<br>BB         |                                 | 0-3<br>K                     |                                 |                              | 0-0<br>SF9<br>3-H               |                              | 2                               | 0                            | 0                                | 1                                | 1                                  | 1                                | 1      |  |  |
| Tim Wallach, R<br>OBP: 0.312, SLG: 0.454 (1, 5)   | 0-0<br>1B<br>3-H<br>1B   |                                  | 0-0<br>FC1-3-6<br>1-2f       |                                 | 0-0<br>F8                    |                                 |                              | 4-0<br>FC6-4<br>IBB             |                              | 3                               | 0                            | 1                                | 1                                | 1                                  | 0                                | 1      |  |  |
| Andres Galarraga, R<br>OBP: 0.271, SLG: 0.327 (1, 3)  | 0-0<br>FC6-4<br>1-2<br>1B  |                                  | 0-3<br>K                     |                                 | 0-0<br>1-3                   |                                 |                              | 0-0<br>FC6-4<br>1-2f            |                              | 4                               | 0                            | 1                                | 0                                | 0                                  | 1                                | 3      |  |  |
| Scot Thompson, L<br>OBP: 0.247, SLG: 0.264<br>Herm Winningham, L<br>OBP: 0.304, SLG: 0.326 (1, 9)<br>(8, 8)   | 0-0<br>FC6-4<br>1-2f   |                                  | 0-0<br>4-3                   |                                 | 0-0<br>6-3                   |                                 |                              | 0-0<br>6-3                      |                              | 3                               | 0                            | 0                                | 0                                | 0                                  | 0                                | 2      |  |  |
| Sal Butera, R<br>OBP: 0.287, SLG: 0.293 (1, 2)  |  | 0-0<br>F6                        |                              | 0-3<br>K                        |                              |                                 |                              | 0-0<br>F9                       |                              | 3                               | 0                            | 0                                | 0                                | 0                                  | 1                                | 0      |  |  |
| Bryn Smith, R<br>OBP: 0.227, SLG: 0.250<br>Razor Shines, S<br>OBP: 0.196, SLG: 0.128<br>Jeff Reardon, R<br>OBP: 0.286, SLG: 0.286 (1, 1)<br>(7, PH)<br>(8, 1) |  | 0-3<br>K                         |                              | 0-0<br>F9                       |                              |                                 |                              | 0-0<br>5-3                      |                              | 2                               | 0                            | 0                                | 0                                | 0                                  | 1                                | 0      |  |  |
|   |  |                                  |                              |                                 |                              |                                 |                              |                                 |                              | 1                               | 0                            | 0                                | 0                                | 0                                  | 0                                | 0      |  |  |
|   |  |                                  |                              |                                 |                              |                                 |                              |                                 |                              | 0                               | 0                            | 0                                | 0                                | 0                                  | 0                                | 0      |  |  |
| <b>Inning Stats</b>   | R: 2<br>E: 0<br>K: 0<br>S: 6   | H: 3<br>LOB: 2<br>BB: 1<br>P: 10 | R: 0<br>E: 0<br>K: 1<br>S: 5 | H: 0<br>LOB: 1<br>BB: 1<br>P: 9 | R: 0<br>E: 0<br>K: 1<br>S: 5 | H: 0<br>LOB: 0<br>BB: 0<br>P: 5 | R: 0<br>E: 0<br>K: 1<br>S: 5 | H: 0<br>LOB: 0<br>BB: 0<br>P: 5 | R: 0<br>E: 0<br>K: 0<br>S: 3 | H: 0<br>LOB: 0<br>BB: 0<br>P: 3 | R: 1<br>E: 0<br>K: 0<br>S: 4 | H: 1<br>LOB: 2<br>BB: 2<br>P: 12 | 1B: 3<br>2B: 0<br>3B: 1<br>HR: 0 | SF: 1<br>SAC: 0<br>DP: 0<br>HBP: 0 | WP: 0<br>PB: 0<br>SB: 3<br>CS: 0 | PA: 33 |  |  |
| <b>PITCHER</b><br>Kevin Gross, R<br>ERA: 3.57 (1, 1)  | IP: 8.0<br>WLS: L<br>BF: 33<br>H: 4<br>R: 3<br>ER: 3<br>SO: 5<br>BB: 4<br>IBB: 1<br>HBP: 0<br>BLK: 0<br>WP: 0<br>HR: 0<br>S: 38<br>P: 58<br>ERA: 3.38<br>WHIP: 1.000 |                                  |                              |                                 |                              |                                 |                              |                                 |                              |                                 |                              |                                  |                                  |                                    |                                  |        |  |  |

livebaseballscorecards.com

|            |           |
|------------|-----------|
| <b>AB</b>  | <b>27</b> |
| <b>R</b>   | <b>3</b>  |
| <b>H</b>   | <b>4</b>  |
| <b>RBI</b> | <b>3</b>  |
| <b>BB</b>  | <b>5</b>  |
| <b>SO</b>  | <b>5</b>  |
| <b>LOB</b> | <b>11</b> |





| Batter   | 1  | 2   | 3   | 4  | 5   | 6  | 7   | 8   | 9   | AB R H RBI BB SO LOB   | TOP  |                |   |
|--|--|---|---|--|---|--|---|---|---|--|--|----------------|---|
| Von Hayes, L (1, 7)<br>OBP: 0.338, SLG: 0.408      | 0-0<br>S WP<br>SF8<br>1B   | 0-0<br>4-3  |   | 0-3<br>K   |   | 0-0<br>G3  |   |   | 0-3<br>K  | 5 1 1 0 0 2 4  |  |                |   |
| Rick Schu, R (1, 5)<br>OBP: 0.314, SLG: 0.368      | 4-0<br>S<br>1-2<br>BB  |   | 0-0<br>L5   |  | 0-0<br>G3   |  | 0-0<br>WP<br>2B   |   | 0-3<br>K  | 4 1 1 0 1 1 0  |  |                |   |
| Juan Samuel, R (1, 4)<br>OBP: 0.291, SLG: 0.428    | 0-3<br>K<br>1-2<br>2-3   |   | 0-0<br>S<br>1B  |  | 0-0<br>F8   |  | 0-0<br>L3   |   |   | 4 0 1 0 0 1 3  |  |                |   |
| Mike Schmidt, R (1, 3)<br>OBP: 0.372, SLG: 0.528   | 4-0<br>FC5-4<br>BB   |   | 0-0<br>F5<br>1-2  |  | 4-0<br>BB<br>BB<br>BB<br>BB                                     |  | 0-0<br>F8<br>2-H  |   |   | 2 0 0 0 2 0 1  |  |                |   |
| Glenn Wilson, R (1, 9)<br>OBP: 0.311, SLG: 0.425   | 0-0<br>SF8<br>3-H  |   | 0-0<br>6-3  |  | 0-0<br>5-3  |  | 0-0<br>4-3  |   |   | 3 0 0 1 0 0 2  |  |                |   |
| Garry Maddox, R (1, 8)<br>OBP: 0.296, SLG: 0.359   | 0-0<br>FC5-4<br>1-2f   |   | 0-3<br>K  |  | 4-0<br>FC4-6<br>FC1-6-5<br>BB<br>BB                             |  | 0-0<br>CS<br>1B   |   |   | 3 1 1 0 1 1 2  |  |                |   |
| Darren Daulton, L (1, 2)<br>OBP: 0.291, SLG: 0.341 |  | 0-3<br>K  |   | 4-0<br>BB<br>BB  |   | 4-0<br>FC4-6<br>1-2<br>BB  |   | 0-3<br>K<br>1-2   |   | 2 0 0 0 2 2 1  |  |                |   |
| Steve Jeltz, S (1, 6)<br>OBP: 0.286, SLG: 0.223    |  | 0-3<br>K  |   | 4-0<br>FC1-5<br>1-2<br>BB  |   | 0-0<br>FC4-6<br>1-2f<br>2-3<br>FC1-6-5                           |   | 0-3<br>K  |   | 3 0 0 0 1 2 2  |  |                |   |
| Charles Hudson, S (1, 1)<br>OBP: 0.169, SLG: 0.140 |  | 0-0<br>1B   |   | 0-0<br>FC1-5<br>1-2f   |   | 0-0<br>FC1-6-5<br>1-2<br>3-H                                     |   | 0-3<br>K  |   | 4 0 1 1 0 1 3  |  |                |   |
| <b>Inning Stats</b>                                | R: 1<br>E: 0<br>K: 1<br>S: 6<br>H: 1<br>LOB: 2<br>BB: 2<br>P: 14 | R: 0<br>E: 0<br>K: 2<br>S: 8<br>H: 1<br>LOB: 1<br>BB: 0<br>P: 8 | R: 0<br>E: 0<br>K: 0<br>S: 4<br>H: 1<br>LOB: 1<br>BB: 0<br>P: 4 | R: 0<br>E: 0<br>K: 2<br>S: 7<br>H: 0<br>LOB: 2<br>BB: 2<br>P: 15 | R: 0<br>E: 0<br>K: 0<br>S: 3<br>H: 0<br>LOB: 1<br>BB: 1<br>P: 7 | R: 1<br>E: 0<br>K: 0<br>S: 3<br>H: 0<br>LOB: 1<br>BB: 2<br>P: 11 | R: 1<br>E: 0<br>K: 0<br>S: 4<br>H: 1<br>LOB: 0<br>BB: 0<br>P: 4 | R: 0<br>E: 0<br>K: 2<br>S: 7<br>H: 1<br>LOB: 0<br>BB: 0<br>P: 7 | R: 0<br>E: 0<br>K: 3<br>S: 9<br>H: 0<br>LOB: 0<br>BB: 0<br>P: 9 | 1B: 4<br>2B: 2<br>3B: 0<br>HR: 0<br>SF: 1<br>SAC: 0<br>DP: 1<br>HBP: 0 | WP: 3<br>PB: 0<br>SB: 3<br>CS: 1<br>PA: 38 |                |   |
| <b>PITCHER</b>                                     | IP WLS BF H R ER SO BB IBB HBP BLK WP HR S P ERA WHIP            |   |   |  |   |  |   |   |   |  |  | <b>PITCHER</b> | IP WLS BF H R ER SO BB IBB HBP BLK WP HR S P ERA WHIP |
| David Palmer, R (1, 1)<br>ERA: 3.71                | 6.0 L 28 3 2 2 5 7 0 0 0 0 1 0 31 59 3.00 1.667                  |   |   |  |   |  |   |   |   |  |  |                |   |
| Tim Burke, R (7, 1)<br>ERA: 2.42                   | 2.0 7 2 1 1 2 0 0 0 0 1 0 11 11 4.50 1.000                       |   |   |  |   |  |   |   |   |  |  |                |   |
| Jack O'Connor, L (9, 1)<br>ERA: 4.57               | 1.0 3 0 0 0 3 0 0 0 0 0 0 9 9 0.00 0.000                         |   |   |  |   |  |   |   |   |  |  |                |   |

Philadelphia Phillies @ Montreal Expos  
Olympic Stadium, Montreal, QB  
Wed Oct 02 1985, 7:05 PM EDT  
Att: 10,178 - Unknown

|     |    |
|-----|----|
| AB  | 30 |
| R   | 3  |
| H   | 5  |
| RBI | 2  |
| BB  | 7  |
| SO  | 10 |
| LOB | 18 |



|    |   |    |    |
|----|---|----|----|
| WP | 3 | PA | 38 |
| PB | 0 |    |    |
| SB | 3 |    |    |
| CS | 1 |    |    |

| Batter   | 1               | 2         | 3         | 4               | 5              | 6          | 7                       | 8          | 9 |
|--|-----------------|-----------|-----------|-----------------|----------------|------------|-------------------------|------------|---|
| <b>Herm Winningham, L</b><br>OBP: 0.301, SLG: 0.321<br>(1, 8)          | 0-0<br>3-1      |           | 0-3<br>K  |                 |                | 0-0<br>4-3 | 0-3<br>K                |            |   |
| <b>Vance Law, R</b><br>OBP: 0.366, SLG: 0.401<br>(1, 5)<br>(8, 4)      | 4-0<br>PB<br>BB |           |           | 0-0<br>CS<br>1B |                | 0-0<br>1B  |                         | 0-0<br>F8  |   |
| <b>Mitch Webster, S</b><br>OBP: 0.323, SLG: 0.485<br>(1, 9)            | 0-3<br>K        |           |           | 0-0<br>F6       |                | 0-3<br>K   |                         | 0-0<br>F7  |   |
| <b>Tim Burke, R</b><br>OBP: 0.182, SLG: 0.100<br>(7, 1)                |                 |           |           | 1-2             |                |            |                         |            |   |
| <b>Razor Shines, S</b><br>OBP: 0.192, SLG: 0.125<br>(8, PH)            |                 |           |           |                 |                |            |                         |            |   |
| <b>Jack O'Connor, L</b><br>(9, 1)                                      | 1-2<br>K        |           |           | 1-2             |                |            |                         |            |   |
| <b>Hubie Brooks, R</b><br>OBP: 0.307, SLG: 0.404<br>(1, 6)             | 0-3<br>K2-3     |           |           | 0-0<br>F9       |                |            | 0-0<br>2B<br>1B         | 0-0<br>5-3 |   |
| <b>Terry Francona, L</b><br>OBP: 0.302, SLG: 0.353<br>(1, 7)<br>(7, 9) |                 | 0-0<br>F8 |           |                 | 0-0<br>F8      |            | 0-0<br>E<br>1B<br>2B    | 0-0<br>F7  |   |
| <b>Andres Galarraga, R</b><br>OBP: 0.254, SLG: 0.305<br>(1, 3)         |                 | 0-0<br>F9 |           |                 | 0-0<br>4-3     |            | 0-0<br>E3<br>1B<br>2-3  | 0-0<br>F8  |   |
| <b>Al Newman, S</b><br>OBP: 0.241, SLG: 0.192<br>(1, 4)                |                 | 0-3<br>K  |           |                 | 4-0            |            | 0-3<br>K                | 0-0        |   |
| <b>Tim Wallach, R</b><br>OBP: 0.312, SLG: 0.454<br>(7, PH)             |                 |           |           |                 | BB<br>BB<br>BB |            |                         |            |   |
| <b>Fred Manrique, R</b><br>OBP: 0.400, SLG: 0.800<br>(9, PR)           |                 |           |           |                 | BB<br>BB<br>BB |            |                         | 1B         |   |
| <b>Ned Yost, R</b><br>(1, 2)   |                 |           | 0-0<br>F6 |                 | 0-3<br>K       |            | 0-3<br>K                | 0-0<br>F7  |   |
| <b>Scot Thompson, L</b><br>OBP: 0.245, SLG: 0.262<br>(7, PH)           |                 |           |           |                 | 0-3<br>K       |            |                         |            |   |
| <b>Mike O'Berry, R</b><br>OBP: 0.320, SLG: 0.190<br>(8, 2)             |                 |           |           |                 |                |            |                         |            |   |
| <b>Andre Dawson, R</b><br>OBP: 0.298, SLG: 0.443<br>(9, PH)            |                 |           |           |                 |                |            |                         |            |   |
| <b>David Palmer, R</b><br>OBP: 0.111, SLG: 0.139<br>(1, 1)             |                 |           | 0-3<br>K  |                 |                | 0-0<br>6-3 | 0-0<br>1-3<br>3-H<br>1B |            |   |
| <b>Tim Raines, S</b><br>OBP: 0.402, SLG: 0.461<br>(6, PH)<br>(7, 7)    |                 |           |           |                 |                |            |                         |            |   |

| AB | R | H | RBI | BB | SO | LOB |
|----|---|---|-----|----|----|-----|
| 4  | 0 | 0 | 0   | 0  | 2  | 2   |
| 3  | 0 | 2 | 0   | 1  | 0  | 0   |
| 3  | 0 | 0 | 0   | 0  | 2  | 3   |
| 0  | 0 | 0 | 0   | 0  | 0  | 0   |
| 1  | 0 | 0 | 0   | 0  | 0  | 0   |
| 0  | 0 | 0 | 0   | 0  | 0  | 0   |
| 4  | 1 | 1 | 0   | 0  | 1  | 1   |
| 4  | 1 | 1 | 1   | 0  | 0  | 0   |
| 4  | 0 | 0 | 0   | 0  | 0  | 1   |
| 1  | 0 | 0 | 0   | 1  | 1  | 0   |
| 2  | 0 | 1 | 0   | 0  | 1  | 2   |
| 0  | 0 | 0 | 0   | 0  | 0  | 0   |
| 2  | 0 | 0 | 0   | 0  | 1  | 1   |
| 1  | 0 | 0 | 0   | 0  | 1  | 2   |
| 0  | 0 | 0 | 0   | 0  | 0  | 0   |
| 1  | 0 | 0 | 0   | 0  | 0  | 1   |
| 1  | 0 | 0 | 0   | 0  | 1  | 0   |
| 2  | 0 | 1 | 1   | 0  | 0  | 0   |

| AB | R | H | RBI | BB | SO | LOB |
|----|---|---|-----|----|----|-----|
| 33 | 2 | 6 | 2   | 2  | 10 | 13  |

| Inning | R | H | E | K | S  | P  | IP  | WLS | BF | H | R | ER | SO | BB | IBB | HBP | BLK | WP | HR | S  | P  | ERA  | WHIP  |
|--------|---|---|---|---|----|----|-----|-----|----|---|---|----|----|----|-----|-----|-----|----|----|----|----|------|-------|
| 1      | 0 | 0 | 0 | 2 | 7  | 3  | 0.0 | 0   | 35 | 6 | 2 | 1  | 10 | 2  | 0   | 0   | 0   | 0  | 0  | 53 | 61 | 1.00 | 0.889 |
| 2      | 0 | 0 | 0 | 1 | 5  | 3  | 0.0 | 0   | 0  | 0 | 0 | 0  | 0  | 0  | 0   | 0   | 0   | 0  | 0  | 0  | 0  | 0.00 | 0.000 |
| 3      | 0 | 0 | 0 | 1 | 7  | 3  | 0.0 | 0   | 0  | 0 | 0 | 0  | 0  | 0  | 0   | 0   | 0   | 0  | 0  | 0  | 0  | 0.00 | 0.000 |
| 4      | 0 | 1 | 0 | 0 | 3  | 3  | 0.0 | 0   | 0  | 0 | 0 | 0  | 0  | 0  | 0   | 0   | 0   | 0  | 0  | 0  | 0  | 0.00 | 0.000 |
| 5      | 0 | 0 | 0 | 1 | 9  | 3  | 0.0 | 0   | 0  | 0 | 0 | 0  | 0  | 0  | 0   | 0   | 0   | 0  | 0  | 0  | 0  | 0.00 | 0.000 |
| 6      | 0 | 1 | 0 | 1 | 6  | 6  | 0.0 | 0   | 0  | 0 | 0 | 0  | 0  | 0  | 0   | 0   | 0   | 0  | 0  | 0  | 0  | 0.00 | 0.000 |
| 7      | 2 | 3 | 1 | 3 | 13 | 13 | 0.0 | 0   | 0  | 0 | 0 | 0  | 0  | 0  | 0   | 0   | 0   | 0  | 0  | 0  | 0  | 0.00 | 0.000 |
| 8      | 0 | 0 | 0 | 0 | 3  | 3  | 0.0 | 0   | 0  | 0 | 0 | 0  | 0  | 0  | 0   | 0   | 0   | 0  | 0  | 0  | 0  | 0.00 | 0.000 |
| 9      | 0 | 1 | 0 | 1 | 4  | 4  | 0.0 | 0   | 0  | 0 | 0 | 0  | 0  | 0  | 0   | 0   | 0   | 0  | 0  | 0  | 0  | 0.00 | 0.000 |

| PITCHER   | IP  | WLS | BF | H | R | ER | SO | BB | IBB | HBP | BLK | WP | HR | S  | P  | ERA  | WHIP  |
|---|-----|-----|----|---|---|----|----|----|-----|-----|-----|----|----|----|----|------|-------|
| <b>Charles Hudson, R</b><br>ERA: 3.78<br>(1, 1) | 9.0 | W   | 35 | 6 | 2 | 1  | 10 | 2  | 0   | 0   | 0   | 0  | 0  | 53 | 61 | 1.00 | 0.889 |

**BOTTOM**

**Philadelphia Phillies @ Montreal Expos**  
Olympic Stadium, Montreal, QB  
Wed Oct 02 1985, 7:05 PM EDT  
Att. 10,178 - Unknown

livebaseballscores.com

| AB | R | H | RBI | BB | SO | LOB |
|----|---|---|-----|----|----|-----|
| 33 | 2 | 6 | 2   | 2  | 10 | 13  |



| WP | PA | ERA  | WHIP  |
|----|----|------|-------|
| 0  | 35 | 1.00 | 0.889 |



| Batter   | 1   | 2   | 3   | 4  | 5   | 6                                | 7                            | 8                               | 9                            | AB R H RBI BB SO LOB  | TOP                          |                                 |                              |                                  |                              |                                  |                                  |                                    |                                  |        |  |  |  |  |
|--|---|---|---|--|---|----------------------------------|------------------------------|---------------------------------|------------------------------|---|------------------------------|---------------------------------|------------------------------|----------------------------------|------------------------------|----------------------------------|----------------------------------|------------------------------------|----------------------------------|--------|--|--|--|--|
| <b>Jeff Stone, L</b> (1, 7)<br><small>OBP: 0.309, SLG: 0.340</small><br><b>Garry Maddox, R</b> (7, PH)<br><small>OBP: 0.293, SLG: 0.356</small> (7, 8)   | 0-0<br>HBP<br>2B                                      | 0-0<br>F7                                 | 0-0<br>S<br>2B<br>1B                      |  | 0-0<br>4-3                                |                                  | 0-0<br>F8                    |                                 | 0-0<br>4-3<br>1-2<br>2-3     | 4 1 2 0 0 0 1<br>2 0 0 0 0 0 2  |                              |                                 |                              |                                  |                              |                                  |                                  |                                    |                                  |        |  |  |  |  |
| <b>Rick Schu, R</b> (1, 5)<br><small>OBP: 0.316, SLG: 0.374</small>  | 0-0<br>1-3  |   | HR<br>2B<br>1B<br>2B                      |  | 4-0<br>BB                                 |                                  |                              | 0-3<br>K                        | 0-0<br>1-3                   | 5 2 2 1 1 1 4   |                              |                                 |                              |                                  |                              |                                  |                                  |                                    |                                  |        |  |  |  |  |
| <b>Juan Samuel, R</b> (1, 4)<br><small>OBP: 0.295, SLG: 0.429</small>  | 4-0<br>HBP<br>BB                                      |   | HR<br>HBP<br>1B<br>2B                     |  | 0-0<br>F7                                 |                                  |                              | 0-0<br>G3<br>S<br>1B            |                              | 3 1 2 1 1 0 1   |                              |                                 |                              |                                  |                              |                                  |                                  |                                    |                                  |        |  |  |  |  |
| <b>Mike Schmidt, R</b> (1, 3)<br><small>OBP: 0.374, SLG: 0.533</small>   | 1-0<br>1-2<br>2-3<br>HBP                              |   | HR<br>1B<br>6-3                           |  | 0-0<br>L5                                 |                                  |                              | 4-0<br>G3<br>1-2<br>IBB         |                              | 3 1 1 3 1 0 2   |                              |                                 |                              |                                  |                              |                                  |                                  |                                    |                                  |        |  |  |  |  |
| <b>Von Hayes, L</b> (1, 8)<br><small>OBP: 0.337, SLG: 0.406</small> (7, 7)   | 0-3<br>K  |   | G3<br>1B                                  | 0-0<br>3-1<br>1B                           |   | 0-0<br>6-3                       |                              | 0-0<br>G3<br>1-2<br>2-3         |                              | 5 0 1 0 0 1 5   |                              |                                 |                              |                                  |                              |                                  |                                  |                                    |                                  |        |  |  |  |  |
| <b>Glenn Wilson, R</b> (1, 9)<br><small>OBP: 0.310, SLG: 0.423</small>   | 0-0<br>G3   |   | PB<br>1B<br>1B                            | 0-0<br>F8                                  |   | 0-0<br>F7                        |                              | 0-3<br>K                        |                              | 5 1 1 0 0 1 6   |                              |                                 |                              |                                  |                              |                                  |                                  |                                    |                                  |        |  |  |  |  |
| <b>Darren Daulton, L</b> (1, 2)<br><small>OBP: 0.296, SLG: 0.344</small>   |   | 0-3<br>K                                  | S<br>E<br>1B                              | 0-0<br>3-1                                 |   | 0-0<br>4-3                       |                              |                                 | 0-0<br>4-3<br>WP<br>1B       | 5 1 2 1 0 1 1   |                              |                                 |                              |                                  |                              |                                  |                                  |                                    |                                  |        |  |  |  |  |
| <b>Tom Foley, L</b> (1, 6)<br><small>OBP: 0.280, SLG: 0.305</small>  |   | 0-0<br>4-3                                | 1-H<br>E8<br>1B                           | 4-0<br>FC6-4<br>IBB                        |   |                                  | 0-3<br>K                     |                                 | 0-3<br>K<br>1-2              | 4 1 1 1 1 2 1   |                              |                                 |                              |                                  |                              |                                  |                                  |                                    |                                  |        |  |  |  |  |
| <b>Shane Rawley, R</b> (1, 1)<br><small>OBP: 0.200, SLG: 0.155</small><br><b>Kent Tekulve, R</b> (6, 1)<br><b>Tim Corcoran, L</b> (9, PH)<br><small>OBP: 0.308, SLG: 0.259</small><br><b>Steve Jeltz, S</b> (9, PR)<br><small>OBP: 0.286, SLG: 0.223</small><br><b>Don Carman, L</b> (9, 1)                  |   | 0-0<br>1B                                 | 0-3<br>K<br>1B                            | 0-0<br>FC6-4                               |   |                                  | 0-0<br>F4                    |                                 | 4-0<br>4-3<br>IBB            | 3 0 1 0 0 1 2<br>1 0 0 0 0 0 0<br>0 0 0 0 1 0 0<br>0 0 0 0 0 0 0<br>0 0 0 0 0 0 0 |                              |                                 |                              |                                  |                              |                                  |                                  |                                    |                                  |        |  |  |  |  |
| <b>Inning Stats</b>  | R: 0<br>E: 0<br>K: 1<br>S: 6                          | H: 1<br>LOB: 3<br>BB: 1<br>P: 11          | R: 0<br>E: 0<br>K: 1<br>S: 6              | H: 1<br>LOB: 1<br>BB: 0<br>P: 6            | R: 8<br>E: 1<br>K: 1<br>S: 13             | H: 8<br>LOB: 1<br>BB: 0<br>P: 14 | R: 0<br>E: 0<br>K: 0<br>S: 4 | H: 1<br>LOB: 2<br>BB: 1<br>P: 8 | R: 0<br>E: 0<br>K: 0<br>S: 3 | H: 0<br>LOB: 1<br>BB: 1<br>P: 7   | R: 0<br>E: 0<br>K: 1<br>S: 5 | H: 0<br>LOB: 0<br>BB: 0<br>P: 5 | R: 0<br>E: 0<br>K: 2<br>S: 8 | H: 1<br>LOB: 2<br>BB: 1<br>P: 12 | R: 0<br>E: 0<br>K: 1<br>S: 6 | H: 1<br>LOB: 3<br>BB: 1<br>P: 10 | 1B: 9<br>2B: 3<br>3B: 0<br>HR: 1 | SF: 0<br>SAC: 0<br>DP: 0<br>HBP: 2 | WP: 1<br>PB: 1<br>SB: 3<br>CS: 0 | PA: 47 |  |  |  |  |
| <b>PITCHER</b>   | IP WLS BF H R ER SO BB IBB HBP BLK WP HR S P ERA WHIP |   |   |  |   |                                  |                              |                                 |                              |   |                              |                                 |                              |                                  |                              |                                  |                                  |                                    |                                  |        |  |  |  |  |
| <b>Bill Laskey, R</b> (1, 1)<br><small>ERA: 4.91</small><br><b>Randy St. Claire, R</b> (3, 1)<br><small>ERA: 3.93</small><br><b>Gary Lucas, L</b> (5, 1)<br><small>ERA: 3.19</small><br><b>Jack O'Connor, L</b> (7, 1)<br><small>ERA: 4.24</small><br><b>Tim Burke, R</b> (8, 1)<br><small>ERA: 2.39</small> | 2.2 L 19 8 7 7 3 1 0 2 0 0 1 22 28 23.62 3.375        | 1.1 8 3 1 1 0 0 0 1 0 0 0 7 11 6.75 2.250 | 2.0 7 0 0 0 0 1 0 0 0 0 0 6 10 0.00 0.500 | 1.2 7 1 0 0 2 0 1 0 0 0 0 10 14 0.00 0.600 | 1.1 6 1 0 0 2 0 1 0 0 1 0 9 13 0.00 0.750 |                                  |                              |                                 |                              |   |                              |                                 |                              |                                  |                              |                                  |                                  |                                    |                                  |        |  |  |  |  |

Philadelphia Phillies @ Montreal Expos  
Olympic Stadium, Montreal, QB  
Thu Oct 03 1985, 7:05 PM EDT  
Att. 7,772 - Unknown

livebaseballscorecards.com

|     |    |
|-----|----|
| AB  | 40 |
| R   | 8  |
| H   | 13 |
| RBI | 7  |
| BB  | 5  |
| SO  | 7  |
| LOB | 25 |



| Batter   | 1         | 2                              | 3         | 4                | 5                          | 6               | 7                 | 8          | 9                  | AB R H RBI BB SO LOB |
|--|-----------|--------------------------------|-----------|------------------|----------------------------|-----------------|-------------------|------------|--------------------|----------------------|
| Fred Manrique, R (1, 4)<br>OBP: 0.500, SLG: 1.111    | 0-0<br>HR | 4-0<br>1B<br>1-2<br>2-3<br>BB  |           |                  | 0-0<br>1B<br>SF9<br>2B     | 0-3<br>K        |                   |            | 0-3<br>K           | 4 2 2 1 1 2 0        |
| Mitch Webster, S (1, 8)<br>OBP: 0.333, SLG: 0.493    | 0-0<br>F9 | 0-0<br>1B<br>1-3<br>2-H<br>3-H |           |                  | 0-0<br>2B<br>SF9<br>1B     | 0-0<br>S<br>1B  |                   |            | 0-0<br>1B          | 5 1 4 2 0 0 0        |
| Andre Dawson, R (1, 9)<br>OBP: 0.295, SLG: 0.439     | 0-3<br>K  |                                | 0-0<br>F6 |                  | 0-0<br>1-2<br>3-H<br>SF9   | 0-3<br>K<br>1-2 |                   |            | 0-3<br>K           | 4 0 0 1 0 3 2        |
| Hubie Brooks, R (1, 6)<br>OBP: 0.307, SLG: 0.406     | 0-0<br>F4 |                                | 0-0<br>L4 |                  | 0-0<br>2B<br>E<br>2B<br>2B |                 | 0-0<br>L4-3<br>1B |            | 0-3<br>K           | 5 1 2 1 0 1 1        |
| Tim Wallach, R (1, 5)<br>OBP: 0.312, SLG: 0.453      |           | 0-0<br>1B<br>1B                | 0-3<br>K  |                  | 0-0<br>F7                  |                 | 0-0<br>L4-3       |            | 0-0<br>1-2<br>L4-3 | 4 1 1 0 0 1 2        |
| Andres Galarraga, R (1, 3)<br>OBP: 0.254, SLG: 0.317 |           | 0-3<br>K                       |           | 0-0<br>FC5<br>2B | 0-0<br>E5<br>2B            |                 | 0-0<br>4-3        |            |                    | 4 0 1 0 0 1 2        |
| Tim Burke, R (8, 1)<br>OBP: 0.182, SLG: 0.100        |           |                                |           |                  | 2-3<br>2B                  |                 |                   |            |                    | 0 0 0 0 0 0 0        |
| Jim Wohlford, R (1, 7)<br>OBP: 0.285, SLG: 0.273     |           | 0-3<br>K                       |           |                  | 0-0<br>K                   |                 |                   |            | 0-0<br>6-3         | 3 0 1 1 0 2 2        |
| Tim Raines, S (8, PH)<br>OBP: 0.401, SLG: 0.460      |           |                                |           |                  | 1-3<br>3-H<br>2B           |                 |                   |            |                    | 1 0 0 0 0 0 0        |
| Ned Yost, R (1, 2)<br>OBP: 0.125, SLG: 0.125         |           | 0-0<br>BB<br>1B<br>1B          |           | 0-0<br>5-3       | 0-0<br>F8                  |                 |                   | 0-3<br>K   |                    | 3 1 1 0 0 0 3        |
| Scot Thompson, L (8, PH)<br>OBP: 0.243, SLG: 0.261   |           |                                |           |                  |                            |                 |                   |            |                    | 1 0 0 0 0 1 0        |
| Mike O'Berry, R (9, 2)<br>OBP: 0.320, SLG: 0.190     |           |                                |           |                  |                            |                 |                   |            |                    | 0 0 0 0 0 0 0        |
| Bill Laskey, R (1, 1)<br>OBP: 0.220, SLG: 0.135      |           | 0-0<br>1B                      |           | 0-0<br>FC5       |                            | 0-3<br>K        |                   | 0-0<br>1-3 |                    | 1 1 1 1 0 0 0        |
| Randy St. Claire, R (3, 1)<br>OBP: 0.429, SLG: 0.200 |           |                                |           |                  |                            |                 |                   |            |                    | 0 0 0 0 0 0 0        |
| Razor Shines, S (4, PH)<br>OBP: 0.189, SLG: 0.122    |           |                                |           |                  |                            |                 |                   |            |                    | 1 0 0 0 0 0 1        |
| Gary Lucas, L (5, 1)<br>OBP: 0.189, SLG: 0.122       |           |                                |           |                  |                            |                 |                   |            |                    | 0 0 0 0 0 0 0        |
| Herm Winningham, L (8, PH)<br>OBP: 0.300, SLG: 0.320 |           |                                |           |                  |                            |                 |                   |            |                    | 1 0 0 0 0 1 0        |
| Jack O'Connor, L (7, 1)<br>OBP: 0.301, SLG: 0.351    |           | 1-2<br>2-H<br>1B<br>1B         |           | 2-3<br>FC5       |                            |                 |                   |            |                    | 0 0 0 0 0 0 0        |
| Terry Francona, L (8, 3)<br>OBP: 0.301, SLG: 0.351   |           |                                |           |                  |                            |                 |                   |            |                    | 1 0 0 0 0 0 0        |

| Inning Stats | R: 1 | H: 1 | E: 0 | K: 1 | S: 6 | H: 1 | LOB: 0 | BB: 0 | P: 6 | R: 3 | H: 4 | E: 0 | K: 2 | S: 10 | H: 0 | LOB: 0 | BB: 1 | P: 14 | R: 0 | H: 0 | E: 0 | K: 1 | S: 5 | H: 1 | LOB: 1 | BB: 0 | P: 6 | R: 3 | H: 4 | E: 1 | K: 0 | S: 8 | H: 1 | LOB: 1 | BB: 0 | P: 10 | R: 0 | H: 1 | E: 0 | K: 3 | S: 10 | H: 1 | LOB: 0 | BB: 0 | P: 3 | R: 0 | H: 0 | E: 0 | K: 1 | S: 5 | H: 1 | LOB: 1 | BB: 0 | P: 10 | R: 0 | H: 1 | E: 0 | K: 3 | S: 10 | 1B: 8 | 2B: 5 | 3B: 0 | HR: 1 | SF: 1 | SAC: 0 | DP: 1 | HBP: 0 | WP: 0 | PB: 0 | SB: 1 | CS: 0 | PA: 40 |
|--------------|------|------|------|------|------|------|--------|-------|------|------|------|------|------|-------|------|--------|-------|-------|------|------|------|------|------|------|--------|-------|------|------|------|------|------|------|------|--------|-------|-------|------|------|------|------|-------|------|--------|-------|------|------|------|------|------|------|------|--------|-------|-------|------|------|------|------|-------|-------|-------|-------|-------|-------|--------|-------|--------|-------|-------|-------|-------|--------|
|--------------|------|------|------|------|------|------|--------|-------|------|------|------|------|------|-------|------|--------|-------|-------|------|------|------|------|------|------|--------|-------|------|------|------|------|------|------|------|--------|-------|-------|------|------|------|------|-------|------|--------|-------|------|------|------|------|------|------|------|--------|-------|-------|------|------|------|------|-------|-------|-------|-------|-------|-------|--------|-------|--------|-------|-------|-------|-------|--------|

| PITCHER                             | IP  | WLS | BF | H  | R | ER | SO | BB | IBB | HBP | BLK | WP | HR | S  | P  | ERA   | WHIP  |
|-------------------------------------|-----|-----|----|----|---|----|----|----|-----|-----|-----|----|----|----|----|-------|-------|
| Shane Rawley, L (1, 1)<br>ERA: 3.31 | 5.0 | W   | 26 | 10 | 7 | 6  | 5  | 1  | 0   | 0   | 0   | 0  | 1  | 35 | 39 | 10.80 | 2.200 |
| Kent Tekulve, R (6, 1)<br>ERA: 3.67 | 3.0 |     | 10 | 2  | 0 | 0  | 4  | 0  | 0   | 0   | 0   | 0  | 0  | 18 | 18 | 0.00  | 0.667 |
| Don Carman, L (9, 1)<br>ERA: 2.04   | 1.0 | S   | 4  | 1  | 0 | 0  | 3  | 0  | 0   | 0   | 0   | 0  | 0  | 10 | 10 | 0.00  | 1.000 |

BOTTOM

Philadelphia Phillies @ Montreal Expos  
Olympic Stadium, Montreal, QB  
Thu Oct 03 1985, 7:05 PM EDT  
Att. 7,772 - Unknown

livebaseballscorecards.com

|     |    |
|-----|----|
| AB  | 38 |
| R   | 7  |
| H   | 13 |
| RBI | 7  |
| BB  | 1  |
| SO  | 12 |
| LOB | 13 |





| Batter  | 1   | 2                               | 3                            | 4                               | 5                            | 6                               | 7                             | 8                               | 9                            | AB R H RBI BB SO LOB   | TOP   |                                 |                              |                                 |                              |                                  |                              |                                 |                                  |                                    |                                  |        |
|---|---|---------------------------------|------------------------------|---------------------------------|------------------------------|---------------------------------|-------------------------------|---------------------------------|------------------------------|--|---|---------------------------------|------------------------------|---------------------------------|------------------------------|----------------------------------|------------------------------|---------------------------------|----------------------------------|------------------------------------|----------------------------------|--------|
| Joe Orsulak, L (1, 8)<br>OBP: 0.338, SLG: 0.362   | 0-0<br>F8   |                                 | 0-0<br>F9                    |                                 |                              | 0-0<br>CS<br>1B                 | 0-0<br>FC4-6<br>1B<br>E       |                                 | 0-0<br>G3                    | 5 1 1 0 0 0 4  | Pittsburgh Pirates @ Philadelphia Phillies<br>Veterans Stadium, Philadelphia, PA<br>Fri Oct 04 1985, 7:05 PM EDT<br>Unknown |                                 |                              |                                 |                              |                                  |                              |                                 |                                  |                                    |                                  |        |
| R.J. Reynolds, S (1, 7)<br>OBP: 0.330, SLG: 0.393   | 0-0<br>G3   |                                 | 0-0<br>F8                    |                                 |                              | 0-0<br>HR                       | 0-0<br>E<br>1B                |                                 | 4-0<br>HR<br>BB              | 4 2 2 2 1 0 1  |   |                                 |                              |                                 |                              |                                  |                              |                                 |                                  |                                    |                                  |        |
| Johnny Ray, S (1, 4)<br>OBP: 0.323, SLG: 0.373  | 4-0<br>BB   |                                 |                              | 0-0<br>5-3                      |                              | 0-0<br>3B<br>1B                 | 0-0<br>E1                     |                                 | 0-0<br>HR                    | 4 2 2 3 1 0 1  |   |                                 |                              |                                 |                              |                                  |                              |                                 |                                  |                                    |                                  |        |
| Sid Bream, L (1, 3)<br>OBP: 0.318, SLG: 0.417   | 0-0<br>G3   |                                 |                              | 0-0<br>G3                       |                              | 0-3<br>K                        | 0-0<br>4-3                    |                                 | 0-0<br>F7                    | 5 0 0 0 0 1 4  |   |                                 |                              |                                 |                              |                                  |                              |                                 |                                  |                                    |                                  |        |
| Mike Brown, R (1, 9)<br>OBP: 0.353, SLG: 0.466  |   | 0-0<br>F9                       |                              | 0-0<br>1B                       |                              | 0-0<br>3B                       |                               | 0-3<br>K                        |                              | 4 0 2 1 0 1 0  |   |                                 |                              |                                 |                              |                                  |                              |                                 |                                  |                                    |                                  |        |
| Tony Peña, R (1, 2)<br>OBP: 0.285, SLG: 0.360   |   | 0-0<br>5-3                      |                              | 0-3<br>K                        |                              | 0-0<br>6-3                      |                               | 4-0<br>BB                       |                              | 3 0 0 0 1 1 2  |   |                                 |                              |                                 |                              |                                  |                              |                                 |                                  |                                    |                                  |        |
| Bill Almon, R (1, 5)<br>OBP: 0.331, SLG: 0.416  |   | 0-0<br>6-3                      |                              |                                 | 0-0<br>5-3                   |                                 | 0-0<br>FC4-6<br>1B<br>E<br>1B | 0-3<br>K                        |                              | 4 1 1 0 0 1 1  |   |                                 |                              |                                 |                              |                                  |                              |                                 |                                  |                                    |                                  |        |
| Sam Khalifa, R (1, 6)<br>OBP: 0.301, SLG: 0.319   |   |                                 | 0-0<br>SH1-4<br>1B           |                                 | 0-0<br>F9                    |                                 | 0-0<br>E3<br>FC4-6            |                                 | 0-0<br>HR<br>3B              | 4 1 2 0 0 0 1  |   |                                 |                              |                                 |                              |                                  |                              |                                 |                                  |                                    |                                  |        |
| Bob Walk, R (1, 1)<br>Pat Clements, R (8, 1)<br>Jim Morrison, R (8, 5)<br>Jose DeLeon, R (8, 1)<br>OBP: 0.128, SLG: 0.056 |   |                                 | 0-0<br>SH1-4                 |                                 | 0-0<br>5-3                   |                                 | 0-3<br>K                      |                                 | 0-0<br>F8                    | 2 0 0 0 0 1 2<br>0 0 0 0 0 0 0<br>1 0 0 0 0 0 1<br>0 0 0 0 0 0 0 |   |                                 |                              |                                 |                              |                                  |                              |                                 |                                  |                                    |                                  |        |
| <b>Inning Stats</b>   | R: 0<br>E: 0<br>K: 0<br>S: 3                          | H: 0<br>LOB: 1<br>BB: 1<br>P: 7 | R: 0<br>E: 0<br>K: 0<br>S: 3 | H: 0<br>LOB: 0<br>BB: 0<br>P: 3 | R: 0<br>E: 0<br>K: 0<br>S: 4 | H: 1<br>LOB: 1<br>BB: 0<br>P: 4 | R: 0<br>E: 0<br>K: 1<br>S: 6  | H: 1<br>LOB: 1<br>BB: 0<br>P: 6 | R: 0<br>E: 0<br>K: 0<br>S: 3 | H: 0<br>LOB: 0<br>BB: 0<br>P: 3                                  | R: 2<br>E: 0<br>K: 1<br>S: 8  | H: 4<br>LOB: 1<br>BB: 0<br>P: 8 | R: 2<br>E: 2<br>K: 1<br>S: 9 | H: 2<br>LOB: 2<br>BB: 0<br>P: 9 | R: 0<br>E: 0<br>K: 2<br>S: 6 | H: 0<br>LOB: 0<br>BB: 1<br>P: 10 | R: 3<br>E: 0<br>K: 0<br>S: 5 | H: 2<br>LOB: 0<br>BB: 1<br>P: 9 | 1B: 6<br>2B: 0<br>3B: 2<br>HR: 2 | SF: 0<br>SAC: 1<br>DP: 0<br>HBP: 0 | WP: 0<br>PB: 0<br>SB: 0<br>CS: 1 | PA: 40 |
| <b>PITCHER</b>  | IP WLS BF H R ER SO BB IBB HBP BLK WP HR S P ERA WHIP |                                 |                              |                                 |                              |                                 |                               |                                 |                              |  |   |                                 |                              |                                 |                              |                                  |                              |                                 |                                  |                                    |                                  |        |
| John Denny, R (1, 1)<br>ERA: 3.82   | 6.0 L 24 6 2 2 2 1 0 0 0 0 0 1 27 31 3.00 1.167       |                                 |                              |                                 |                              |                                 |                               |                                 |                              |  |   |                                 |                              |                                 |                              |                                  |                              |                                 |                                  |                                    |                                  |        |
| Larry Andersen, R (7, 1)<br>ERA: 4.37   | 2.0 10 2 2 0 3 1 0 0 0 0 0 0 15 19 0.00 1.500         |                                 |                              |                                 |                              |                                 |                               |                                 |                              |  |   |                                 |                              |                                 |                              |                                  |                              |                                 |                                  |                                    |                                  |        |
| Dave Shipanoff, R (9, 1)<br>ERA: 2.91   | 1.0 6 2 3 3 0 1 0 0 0 0 0 1 5 9 27.00 3.000           |                                 |                              |                                 |                              |                                 |                               |                                 |                              |  |   |                                 |                              |                                 |                              |                                  |                              |                                 |                                  |                                    |                                  |        |

livebaseballscorecards.com

|     |    |
|-----|----|
| AB  | 36 |
| R   | 7  |
| H   | 10 |
| RBI | 6  |
| BB  | 3  |
| SO  | 5  |
| LOB | 17 |







| Batter  | 1                            | 2                               | 3                            | 4                               | 5                            | 6                               | 7                            | 8                               | 9                            | AB                              | R                            | H                               | RBI                          | BB                               | SO                           | LOB                             | TOP   |                                 |                                   |                                    |                                  |        |  |  |  |  |  |
|---|------------------------------|---------------------------------|------------------------------|---------------------------------|------------------------------|---------------------------------|------------------------------|---------------------------------|------------------------------|---------------------------------|------------------------------|---------------------------------|------------------------------|----------------------------------|------------------------------|---------------------------------|---|---------------------------------|-----------------------------------|------------------------------------|----------------------------------|--------|--|--|--|--|--|
| <b>Bill Almon, R</b> (1, 7)<br><small>OBP: 0.330, SLG: 0.414</small><br><b>Joe Orsulak, L</b> (2, PH)<br><small>OBP: 0.337, SLG: 0.359</small> (2, 8)   | 0-3<br>K                     | 0-0<br>G3                       |                              | 0-0<br>G3                       |                              |                                 | 4-0<br>PB S<br>SF9 BB        |                                 | 0-0<br>P4                    | 1                               | 0                            | 0                               | 0                            | 0                                | 1                            | 0                               | <b>Pittsburgh Pirates @ Philadelphia Phillies</b><br><b>Veterans Stadium, Philadelphia, PA</b><br>Fri Oct 04 1985, 7:05 PM EDT<br>Att. 12,410 - Unknown |                                 |                                   |                                    |                                  |        |  |  |  |  |  |
| <b>R.J. Reynolds, S</b> (1, 8)<br><small>OBP: 0.325, SLG: 0.387</small> (2, 7)  | 0-0<br>5-3                   |                                 | 0-0<br>F8                    | 0-3<br>K                        |                              |                                 | 0-3<br>K                     |                                 | 0-0<br>P3                    | 5                               | 0                            | 0                               | 0                            | 0                                | 2                            | 1                               |   |                                 |                                   |                                    |                                  |        |  |  |  |  |  |
| <b>Johnny Ray, S</b> (1, 4)<br><small>OBP: 0.323, SLG: 0.372</small>  | 0-0<br>F9                    |                                 | 0-0<br>L4                    |                                 | 0-0<br>G6-3<br>1B            |                                 | 4-0<br>SF9 PB<br>BB          |                                 | 0-0<br>F8                    | 4                               | 0                            | 1                               | 0                            | 1                                | 0                            | 0                               |   |                                 |                                   |                                    |                                  |        |  |  |  |  |  |
| <b>Mike Brown, R</b> (1, 9)<br><small>OBP: 0.355, SLG: 0.470</small>  |                              | 0-0<br>1B<br>SF8<br>2B          | 0-0<br>1B<br>1B              |                                 | 0-0<br>G6-3<br>1-2f          |                                 | 0-0<br>SF9<br>1-3<br>2-H     |                                 |                              | 3                               | 2                            | 2                               | 1                            | 0                                | 0                            | 1                               |   |                                 |                                   |                                    |                                  |        |  |  |  |  |  |
| <b>Sid Bream, L</b> (1, 3)<br><small>OBP: 0.323, SLG: 0.419</small><br><b>Jose DeLeon, R</b> (7, 1)<br><small>OBP: 0.128, SLG: 0.056</small>  |                              | 0-0<br>1B<br>E<br>1B            | 0-0<br>1B<br>1B              |                                 | 0-0<br>L3                    |                                 | 0-0<br>4-3                   |                                 |                              | 4                               | 2                            | 2                               | 0                            | 0                                | 0                            | 1                               |   |                                 |                                   |                                    |                                  |        |  |  |  |  |  |
| <b>Jim Morrison, R</b> (1, 5)<br><small>OBP: 0.279, SLG: 0.352</small>  |                              | 0-0<br>SF8<br>3-H               | 0-0<br>1B<br>1-2<br>2-H      |                                 |                              | 0-0<br>1B<br>1B                 |                              | 0-0<br>F3                       |                              | 3                               | 0                            | 2                               | 2                            | 0                                | 0                            | 0                               |   |                                 |                                   |                                    |                                  |        |  |  |  |  |  |
| <b>Junior Ortiz, R</b> (1, 2)<br><small>OBP: 0.324, SLG: 0.369</small>  |                              | 0-0<br>E<br>1B                  | 0-0<br>FC6-4<br>1B           |                                 |                              | 0-0<br>FC4<br>1B                |                              | 0-3<br>K                        |                              | 4                               | 0                            | 3                               | 1                            | 0                                | 1                            | 0                               |   |                                 |                                   |                                    |                                  |        |  |  |  |  |  |
| <b>Johnnie LeMaster, R</b> (1, 6)<br><small>OBP: 0.180, SLG: 0.160</small><br><b>Sam Khalifa, R</b> (7, 6)<br><small>OBP: 0.303, SLG: 0.319</small>   |                              | 0-0<br>E9<br>1B                 | 0-0<br>FC6-4                 |                                 |                              | 0-3<br>K                        |                              | 4-0<br>BB                       |                              | 3                               | 0                            | 1                               | 1                            | 0                                | 1                            | 3                               |   |                                 |                                   |                                    |                                  |        |  |  |  |  |  |
| <b>Lee Tunnell, R</b> (1, 1)<br><small>OBP: 0.102, SLG: 0.128</small><br><b>Lee Mazzilli, S</b> (6, PH)<br><small>OBP: 0.425, SLG: 0.376</small><br><b>Cecilio Guante, R</b> (6, 1)<br><small>OBP: 0.059, SLG: 0.059</small><br><b>Jim Winn, R</b> (7, 1)<br><small>OBP: 0.176, SLG: 0.188</small><br><b>Pat Clements, R</b> (7, 1)<br><small>OBP: 0.333, SLG: 0.333</small><br><b>Tony Peña, R</b> (7, 3)<br><small>OBP: 0.285, SLG: 0.360</small> | 0-0<br>F9                    |                                 | 0-3<br>K                     |                                 |                              | 0-0<br>FC4                      |                              | 0-0<br>F8                       |                              | 2                               | 0                            | 0                               | 0                            | 0                                | 1                            | 2                               |   |                                 |                                   |                                    |                                  |        |  |  |  |  |  |
| <b>Inning Stats</b>   | R: 0<br>E: 0<br>K: 1<br>S: 5 | H: 0<br>LOB: 0<br>BB: 0<br>P: 5 | R: 2<br>E: 1<br>K: 0<br>S: 7 | H: 4<br>LOB: 2<br>BB: 0<br>P: 7 | R: 2<br>E: 0<br>K: 0<br>S: 7 | H: 4<br>LOB: 2<br>BB: 0<br>P: 7 | R: 0<br>E: 0<br>K: 2<br>S: 7 | H: 0<br>LOB: 0<br>BB: 0<br>P: 7 | R: 0<br>E: 0<br>K: 0<br>S: 3 | H: 1<br>LOB: 0<br>BB: 0<br>P: 3 | R: 0<br>E: 0<br>K: 1<br>S: 6 | H: 2<br>LOB: 1<br>BB: 0<br>P: 6 | R: 1<br>E: 0<br>K: 1<br>S: 5 | H: 0<br>LOB: 1<br>BB: 2<br>P: 13 | R: 0<br>E: 0<br>K: 1<br>S: 5 | H: 0<br>LOB: 1<br>BB: 1<br>P: 9 | R: 0<br>E: 0<br>K: 0<br>S: 3  | H: 0<br>LOB: 0<br>BB: 0<br>P: 3 | 1B: 10<br>2B: 1<br>3B: 0<br>HR: 0 | SF: 2<br>SAC: 0<br>DP: 1<br>HBP: 0 | WP: 0<br>PB: 1<br>SB: 1<br>CS: 0 | PA: 39 |  |  |  |  |  |
| <b>PITCHER</b>  | IP                           | WLS                             | BF                           | H                               | R                            | ER                              | SO                           | BB                              | IBB                          | HBP                             | BLK                          | WP                              | HR                           | S                                | P                            | ERA                             | WHIP  |                                 |                                   |                                    |                                  |        |  |  |  |  |  |
| <b>Dave Rucker, L</b> (1, 1)<br>ERA: 4.31   | 6.0                          |                                 | 27                           | 11                              | 4                            | 4                               | 4                            | 0                               | 0                            | 0                               | 0                            | 0                               | 0                            | 35                               | 35                           | 6.00                            | 1.833   |                                 |                                   |                                    |                                  |        |  |  |  |  |  |
| <b>Dave Shipanoff, R</b> (7, 1)<br>ERA: 2.83  | 1.0                          |                                 | 5                            | 0                               | 1                            | 0                               | 1                            | 2                               | 0                            | 0                               | 0                            | 0                               | 0                            | 5                                | 13                           | 0.00                            | 2.000   |                                 |                                   |                                    |                                  |        |  |  |  |  |  |
| <b>Don Carman, L</b> (8, 1)<br>ERA: 2.0   | 2.0                          | W                               | 7                            | 0                               | 0                            | 0                               | 1                            | 1                               | 0                            | 0                               | 0                            | 0                               | 0                            | 8                                | 12                           | 0.00                            | 0.500   |                                 |                                   |                                    |                                  |        |  |  |  |  |  |

livebaseballscorecards.com

|            |           |
|------------|-----------|
| <b>AB</b>  | <b>34</b> |
| <b>R</b>   | <b>5</b>  |
| <b>H</b>   | <b>11</b> |
| <b>RBI</b> | <b>5</b>  |
| <b>BB</b>  | <b>3</b>  |
| <b>SO</b>  | <b>6</b>  |
| <b>LOB</b> | <b>12</b> |



BOTTOM

Pittsburgh Pirates @ Philadelphia Phillies  
Veterans Stadium, Philadelphia, PA

AB 35  
R 8  
H 14  
RBI 8  
BB 6  
SO 3  
LOB 25



WP: 0 PA: 44  
PB: 0  
SB: 0  
CS: 0

Fri Oct 04 1985, 7:05 PM EDT  
Att. 12,410 - Unknown

livebaseballscorecards.com

AB R H RBI BB SO LOB

3 1 1 0 2 0 1

4 1 2 0 1 1 3

5 0 1 0 0 0 7

4 1 2 1 0 0 4

4 0 1 2 1 0 2

0 1 0 0 0 0 0

2 1 0 0 2 1 1

4 1 2 2 0 1 2

0 0 0 0 0 0 0

1 1 1 0 0 0 0

5 1 3 3 0 0 2

2 0 1 0 0 0 1

1 0 0 0 0 0 2

0 0 0 0 0 0 0

0 0 0 0 0 0 0

1B: 10 SF: 1  
2B: 2 SAC: 2  
3B: 0 DP: 1  
HR: 2 HBP: 0

| Batter   | 1                    | 2         | 3               | 4                     | 5                  | 6                  | 7                             | 8                               | 9 |
|--|----------------------|-----------|-----------------|-----------------------|--------------------|--------------------|-------------------------------|---------------------------------|---|
| Rick Schu, R<br>OBP: 0.318, SLG: 0.374<br>(1, 5)   | 0-0<br>F9            |           | 0-0<br>1B       |                       | 0-0<br>FC5-4       |                    | 4-0<br>1B 1B<br>SF8 BB        | 4-0<br>FC3-2 1B<br>BB           |   |
| Juan Samuel, R<br>OBP: 0.301, SLG: 0.439<br>(1, 4)   | 4-0<br>FC3-6<br>BB   |           | 0-3<br>K        |                       | 0-0<br>F7          |                    | 0-0<br>SF8 1B<br>1-2 FC4-6 1B | 0-0<br>FC3-2<br>1B              |   |
| Von Hayes, L<br>OBP: 0.335, SLG: 0.402<br>(1, 8)<br>(8, 7)   | 0-0<br>FC3-6<br>1-2f |           | 0-0<br>4-3      |                       | 0-0<br>F8          |                    | 0-0<br>FC4-6<br>1B            | 0-0<br>FC3-2<br>1-2 2-3<br>3-Hf |   |
| Glenn Wilson, R<br>OBP: 0.310, SLG: 0.424<br>(1, 9)  | 0-0<br>F8            |           |                 | 0-0<br>G4-6-3<br>1B   |                    | 0-0<br>1B<br>2B    | 0-0<br>SF8                    | 0-0<br>6-3                      |   |
| Tim Corcoran, L<br>OBP: 0.308, SLG: 0.257<br>Steve Jeltz, S<br>OBP: 0.286, SLG: 0.223<br>(1, 3)<br>(9, PR)   |                      | 0-0<br>F7 |                 | 0-0<br>G4-6-3<br>1-2f |                    | 0-0<br>FC6-4<br>1B | 0-0<br>FC4-6<br>BB            | 4-0<br>1B SH1-3<br>HR BB        |   |
| Ozzie Virgil, R<br>OBP: 0.328, SLG: 0.429<br>(1, 2)  |                      | 0-3<br>K  |                 | 4-0<br>HR<br>BB       |                    | 0-0<br>FC6-4<br>1B | 4-0<br>1-2<br>BB              | 0-0<br>SH1-3                    |   |
| John Russell, R<br>OBP: 0.283, SLG: 0.395<br>Don Carman, L<br>Derrel Thomas, S<br>OBP: 0.287, SLG: 0.363<br>(1, 7)<br>(8, 1)<br>(9, PH)  |                      | 0-3<br>K  |                 | 0-0<br>HR             |                    | 0-0<br>FC5-4<br>1B | 0-0<br>P3                     | 0-0<br>HR<br>1B                 |   |
| Tom Foley, L<br>OBP: 0.290, SLG: 0.329<br>(1, 6)   |                      |           | 0-0<br>1B<br>2B |                       | 0-0<br>P6          |                    | 0-0<br>P2                     | 0-0<br>1B SH3-4<br>FC3-2 1B     |   |
| Dave Rucker, L<br>OBP: 0.385, SLG: 0.417<br>Mike Schmidt, R<br>OBP: 0.374, SLG: 0.531<br>Dave Shipanoff, R<br>Garry Maddox, R<br>OBP: 0.287, SLG: 0.347<br>(1, 1)<br>(6, PH)<br>(7, 1)<br>(8, 8) |                      |           | 0-0<br>5-3      |                       | 0-0<br>FC5-4<br>1B |                    | 0-0<br>FC5-4<br>1-2f          | 0-0<br>SH3-4<br>1-2             |   |

| Inning Stats | R: 0<br>E: 0<br>K: 0<br>S: 3 | H: 0<br>LOB: 1<br>BB: 1<br>P: 7 | R: 0<br>E: 0<br>K: 2<br>S: 7 | H: 0<br>LOB: 0<br>BB: 0<br>P: 7 | R: 0<br>E: 0<br>K: 1<br>S: 7 | H: 2<br>LOB: 2<br>BB: 0<br>P: 7 | R: 2<br>E: 0<br>K: 0<br>S: 4 | H: 2<br>LOB: 0<br>BB: 1<br>P: 8 | R: 0<br>E: 0<br>K: 0<br>S: 4 | H: 1<br>LOB: 1<br>BB: 0<br>P: 4 | R: 1<br>E: 0<br>K: 0<br>S: 6 | H: 3<br>LOB: 2<br>BB: 0<br>P: 6 | R: 2<br>E: 0<br>K: 0<br>S: 5 | H: 2<br>LOB: 2<br>BB: 2<br>P: 13 | R: 0<br>E: 0<br>K: 0<br>S: 5 | H: 2<br>LOB: 3<br>BB: 1<br>P: 9 | R: 3<br>E: 0<br>K: 0<br>S: 3 | H: 2<br>LOB: 1<br>BB: 1<br>P: 7 |
|--------------|------------------------------|---------------------------------|------------------------------|---------------------------------|------------------------------|---------------------------------|------------------------------|---------------------------------|------------------------------|---------------------------------|------------------------------|---------------------------------|------------------------------|----------------------------------|------------------------------|---------------------------------|------------------------------|---------------------------------|
|--------------|------------------------------|---------------------------------|------------------------------|---------------------------------|------------------------------|---------------------------------|------------------------------|---------------------------------|------------------------------|---------------------------------|------------------------------|---------------------------------|------------------------------|----------------------------------|------------------------------|---------------------------------|------------------------------|---------------------------------|

| PITCHER                                  | IP  | WLS | BF | H | R | ER | SO | BB | IBB | HBP | BLK | WP | HR | S  | P  | ERA   | WHIP  |
|--|-----|-----|----|---|---|----|----|----|-----|-----|-----|----|----|----|----|-------|-------|
| Lee Tunnel, R<br>ERA: 4.01<br>(1, 1)     | 5.0 |     | 21 | 5 | 2 | 2  | 3  | 2  | 0   | 0   | 0   | 0  | 1  | 25 | 33 | 3.60  | 1.400 |
| Cecilio Guante, R<br>ERA: 2.72<br>(6, 1) | 1.0 |     | 6  | 3 | 1 | 1  | 0  | 0  | 0   | 0   | 0   | 0  | 0  | 6  | 6  | 9.00  | 3.000 |
| Jim Winn, R<br>ERA: 5.63<br>(7, 1)       | 0.0 |     | 2  | 1 | 2 | 2  | 0  | 1  | 0   | 0   | 0   | 0  | 0  | 1  | 5  | ∞     | ∞     |
| Pat Clements, L<br>ERA: 3.48<br>(7, 1)   | 0.2 |     | 4  | 1 | 0 | 0  | 0  | 1  | 0   | 0   | 0   | 0  | 0  | 3  | 7  | 0.00  | 3.000 |
| Jose DeLeon, R<br>ERA: 4.7<br>(7, 1)     | 1.2 | L   | 11 | 4 | 3 | 3  | 0  | 2  | 0   | 0   | 0   | 0  | 1  | 9  | 17 | 16.20 | 3.600 |



| Batter  | 1   | 2   | 3   | 4   | 5   | 6   | 7   | 8   | 9   | AB R H RBI BB SO LOB                                       | TOP   |                |   |
|---|---|---|---|---|---|---|---|---|---|--|---|----------------|---|
| Joe Orsulak, L (1, 8)<br>OBP: 0.339, SLG: 0.359   | 4-0<br>F8 G3<br>2B BB                                 |   | x 0-0<br>F8   | x 0-0<br>F8   |   |   | x 0-0<br>CS<br>1B                                   |   |   | 3 1 1 0 1 0 2  | Pittsburgh Pirates @ Philadelphia Phillies<br>Veterans Stadium, Philadelphia, PA<br>Sat Oct 05 1985, 7:05 PM EDT<br>Unknown |                |   |
| R.J. Reynolds, S (1, 7)<br>OBP: 0.327, SLG: 0.395   | x 0-0<br>G3   |   | x 0-0<br>F7   |   |   | x 0-0<br>3B   | x 0-0<br>1B 1B                                      |   |   | 4 1 2 0 0 0 1  |   |                |   |
| Johnny Ray, S (1, 4)<br>OBP: 0.324, SLG: 0.373  | x 0-0<br>F8   |   | x 0-0<br>1B   |   |   | x 0-0<br>F9   | x 0-0<br>CS<br>1B                                   |   |   | 4 0 2 1 0 0 2  |   |                |   |
| Sid Bream, L (1, 3)<br>OBP: 0.321, SLG: 0.421   | x 0-0<br>PB<br>2B                                     |   | S S 0-3<br>K  |   |   | x 0-0<br>F7   | x 0-0<br>CS<br>1B                                   | x 0-0<br>3-1  |   | 4 1 1 1 0 1 2  |   |                |   |
| Mike Brown, R (1, 9)<br>OBP: 0.354, SLG: 0.471  | x 0-0<br>2-H<br>2B                                    |   |   | x 0-0<br>1-3  |   | x 0-0<br>6-3  |   | x 0-0<br>F9   |   | 4 0 1 1 0 0 1  |   |                |   |
| Tony Peña, R (1, 2)<br>OBP: 0.284, SLG: 0.361   | S S 0-3<br>K  |   |   | x 0-0<br>1B<br>2B                                   |   | x 0-0<br>4-3  |   | x 0-0<br>6-3  |   | 4 1 1 0 0 1 1  |   |                |   |
| Jim Morrison, R (1, 5)<br>OBP: 0.278, SLG: 0.350  |   | x 0-0<br>F8   |   | x 0-0<br>1B<br>1B                                   |   | x 0-0<br>6-3  |   | x 0-0<br>F5   |   | 4 0 1 1 0 0 0  |   |                |   |
| Sam Khalifa, R (1, 6)<br>OBP: 0.303, SLG: 0.318   |   | x 0-0<br>F8   |   | x 0-0<br>S<br>1B                                    |   | x 0-0<br>1-3  |   | S S 0-3<br>K  |   | 4 0 1 0 0 1 0  |   |                |   |
| Larry McWilliams, L (1, 1)<br>Rick Reuschel, R (8, 1)<br>OBP: 0.146, SLG: 0.150<br>OBP: 0.197, SLG: 0.254 |   | S S 0-3<br>K  |   | S S 0-3<br>K  |   | x 0-0<br>4-3  |   | S S 0-3<br>K  |   | 3 0 0 0 0 2 2<br>1 0 0 0 0 1 0                             |   |                |   |
| <b>Inning Stats</b>   | R: 2 H: 2<br>E: 0 LOB: 1<br>K: 1 BB: 1<br>S: 7 P: 11  | R: 0 H: 0<br>E: 0 LOB: 0<br>K: 1 BB: 0<br>S: 5 P: 5 | R: 0 H: 1<br>E: 0 LOB: 1<br>K: 1 BB: 0<br>S: 6 P: 6 | R: 1 H: 3<br>E: 0 LOB: 2<br>K: 1 BB: 0<br>S: 8 P: 8 | R: 0 H: 1<br>E: 0 LOB: 1<br>K: 0 BB: 0<br>S: 4 P: 4 | R: 0 H: 0<br>E: 0 LOB: 0<br>K: 0 BB: 0<br>S: 3 P: 3 | R: 1 H: 3<br>E: 0 LOB: 0<br>K: 0 BB: 0<br>S: 4 P: 4 | R: 0 H: 0<br>E: 0 LOB: 0<br>K: 0 BB: 0<br>S: 3 P: 3 | R: 0 H: 0<br>E: 0 LOB: 0<br>K: 2 BB: 0<br>S: 7 P: 7 | 1B: 6 SF: 0<br>2B: 3 SAC: 0<br>3B: 1 DP: 0<br>HR: 0 HBP: 0 | WP: 0 PA: 37<br>PB: 1<br>SB: 2<br>CS: 2   |                |   |
| <b>PITCHER</b>  | IP WLS BF H R ER SO BB IBB HBP BLK WP HR S P ERA WHIP |   |   |   |   |   |   |   |   |  |   | <b>PITCHER</b> | IP WLS BF H R ER SO BB IBB HBP BLK WP HR S P ERA WHIP |
| Freddie Toliver, R (1, 1)<br>ERA: 4.68  | 5.0 L 23 7 3 3 4 1 0 0 0 0 0 0 30 34 5.40 1.600       |   |   |   |   |   |   |   |   |  |   |                |   |
| Larry Andersen, R (6, 1)<br>ERA: 4.38   | 2.0 7 3 1 1 0 0 0 0 0 0 0 0 7 7 4.50 1.500            |   |   |   |   |   |   |   |   |  |   |                |   |
| Kent Tekulve, R (8, 1)<br>ERA: 3.57   | 2.0 6 0 0 0 0 2 0 0 0 0 0 0 10 10 0.00 0.000          |   |   |   |   |   |   |   |   |  |   |                |   |

livebaseballscorecards.com

**AB** 35  
**R** 4  
**H** 10  
**RBI** 4  
**BB** 1  
**SO** 6  
**LOB** 11



| Batter  | 1          | 2          | 3                  | 4                   | 5 | 6                      | 7         | 8          | 9                   | AB | R | H | RBI | BB | SO | LOB |
|---|------------|------------|--------------------|---------------------|---|------------------------|-----------|------------|---------------------|----|---|---|-----|----|----|-----|
| Rick Schu, R<br>OBP: 0.318, SLG: 0.375 (1, 5)       | 0-0<br>4-3 |            | 0-0<br>F7          |                     |   | 0-0<br>E9<br>6-3<br>2B | 0-0<br>F7 |            |                     | 4  | 1 | 1 | 0   | 0  | 0  | 2   |
| Garry Maddox, R<br>OBP: 0.282, SLG: 0.341 (1, 8)    | 0-0<br>F8  |            | 0-0<br>FC5-4       |                     |   | 0-3<br>K               |           | 0-0<br>6-3 |                     | 4  | 0 | 0 | 0   | 0  | 1  | 2   |
| Juan Samuel, R<br>OBP: 0.299, SLG: 0.436 (1, 4)     | 0-0<br>F8  |            |                    | 0-0<br>5-3          |   | 0-0<br>6-3             |           | 0-3<br>K   |                     | 4  | 0 | 0 | 1   | 0  | 1  | 0   |
| Mike Schmidt, R<br>OBP: 0.374, SLG: 0.533 (1, 3)    |            | 0-3<br>K   |                    | 0-0<br>G6-4-3<br>1B |   | 0-0<br>1B<br>2B        |           | 0-3<br>K   |                     | 4  | 1 | 2 | 0   | 0  | 2  | 0   |
| Glenn Wilson, R<br>OBP: 0.312, SLG: 0.425 (1, 9)    |            | 0-0<br>4-3 |                    | 0-0<br>G6-4-3       |   | 0-0<br>FC6-4<br>1B     |           |            | 0-0<br>G6-4-3<br>1B | 4  | 0 | 2 | 1   | 0  | 0  | 1   |
| Ozzie Virgil, R<br>OBP: 0.330, SLG: 0.432 (1, 2)    |            |            |                    |                     |   | 0-0<br>1B              |           |            | 0-0<br>G6-4-3       | 4  | 0 | 2 | 0   | 0  | 0  | 2   |
| John Russell, R<br>OBP: 0.279, SLG: 0.389 (1, 7)    |            |            |                    |                     |   | 0-0<br>F8              |           |            | 0-0<br>5-3          | 3  | 0 | 0 | 0   | 0  | 1  | 2   |
| Jeff Stone, L<br>OBP: 0.308, SLG: 0.338 (9, PH)     |            | 0-0<br>6-3 |                    |                     |   |                        |           |            |                     | 1  | 0 | 0 | 0   | 0  | 0  | 0   |
| Steve Jeltz, S<br>OBP: 0.283, SLG: 0.219 (1, 6)     |            |            | 0-0<br>5-3         |                     |   | 0-3<br>K               |           |            | 0-0<br>1-3          | 3  | 0 | 0 | 0   | 0  | 1  | 1   |
| Freddie Toliver, R<br>OBP: 0.500, SLG: 0.500 (1, 1) |            |            | 0-0<br>FC5-4<br>1B |                     |   | 0-0<br>1-3             |           |            | 4-0<br>BB           | 1  | 0 | 1 | 0   | 0  | 0  | 0   |
| Alan Knicely, R<br>OBP: 0.310, SLG: 0.388 (5, PH)   |            |            |                    |                     |   |                        |           |            |                     | 1  | 0 | 0 | 0   | 0  | 0  | 1   |
| Larry Andersen, R<br>(6, 1)                         |            |            |                    |                     |   |                        |           |            |                     | 0  | 0 | 0 | 0   | 0  | 0  | 0   |
| Derrel Thomas, S<br>OBP: 0.294, SLG: 0.363 (7, PH)  |            |            |                    |                     |   |                        |           |            |                     | 0  | 0 | 0 | 0   | 1  | 0  | 0   |
| Kent Tekulve, R<br>(8, 1)                           |            |            |                    |                     |   |                        |           |            |                     | 0  | 0 | 0 | 0   | 0  | 0  | 0   |

| Inning Stats | R: 0 | H: 0 | E: 0 | K: 0 | S: 3 | R: 0 | H: 1 | E: 0 | K: 1 | S: 6 | R: 0 | H: 1 | E: 0 | K: 0 | S: 4 | R: 0 | H: 1 | E: 0 | K: 0 | S: 3 | R: 0 | H: 1 | E: 0 | K: 1 | S: 6 | R: 2 | H: 3 | E: 1 | K: 1 | S: 8 | R: 0 | H: 0 | E: 0 | K: 1 | S: 5 | R: 0 | H: 0 | E: 0 | K: 2 | S: 7 | R: 0 | H: 1 | E: 0 | K: 0 | S: 3 | 1B: 5 | 2B: 3 | 3B: 0 | HR: 0 | SF: 0 | SAC: 0 | DP: 2 | HBP: 0 | WP: 0 | PB: 0 | SB: 0 | CS: 0 | PA: 34 |
|--------------|------|------|------|------|------|------|------|------|------|------|------|------|------|------|------|------|------|------|------|------|------|------|------|------|------|------|------|------|------|------|------|------|------|------|------|------|------|------|------|------|------|------|------|------|------|-------|-------|-------|-------|-------|--------|-------|--------|-------|-------|-------|-------|--------|
|--------------|------|------|------|------|------|------|------|------|------|------|------|------|------|------|------|------|------|------|------|------|------|------|------|------|------|------|------|------|------|------|------|------|------|------|------|------|------|------|------|------|------|------|------|------|------|-------|-------|-------|-------|-------|--------|-------|--------|-------|-------|-------|-------|--------|

| PITCHER                                | IP  | WLS | BF | H | R | ER | SO | BB | IBB | HBP | BLK | WP | HR | S  | P  | ERA  | WHIP  |
|--|-----|-----|----|---|---|----|----|----|-----|-----|-----|----|----|----|----|------|-------|
| Larry McWilliams, L<br>ERA: 4.7 (1, 1) | 7.0 | W   | 28 | 7 | 2 | 2  | 4  | 1  | 0   | 0   | 0   | 0  | 0  | 35 | 39 | 2.57 | 1.143 |
| Rick Reuschel, R<br>ERA: 2.28 (8, 1)   | 2.0 | S   | 6  | 1 | 0 | 0  | 2  | 0  | 0   | 0   | 0   | 0  | 0  | 10 | 10 | 0.00 | 0.500 |

**BOTTOM**

Pittsburgh Pirates @ Philadelphia Phillies  
Veterans Stadium, Philadelphia, PA  
Sat Oct 05 1985, 7:05 PM EDT  
Unknown

livebaseballscorecards.com

|            |           |
|------------|-----------|
| <b>AB</b>  | <b>33</b> |
| <b>R</b>   | <b>2</b>  |
| <b>H</b>   | <b>8</b>  |
| <b>RBI</b> | <b>2</b>  |
| <b>BB</b>  | <b>1</b>  |
| <b>SO</b>  | <b>6</b>  |
| <b>LOB</b> | <b>11</b> |





| Batter   | 1   | 2  | 3  | 4  | 5  | 6  | 7   | 8  | 9   | AB R H RBI BB SO LOB   | TOP                            |                |   |
|--|---|--|--|--|--|--|---|--|---|--|--------------------------------|----------------|---|
| Joe Orsulak, L (1, 9)<br>OBP: 0.338, SLG: 0.363<br>Mike Brown, R (9, PH)<br>OBP: 0.355, SLG: 0.472 (9, 9)                      | 0-0 F7  |  | 0-0 6-3 3B                                 |  | 0-0 L6                                     |  | 0-0 F7                                      |  | 0-0 2B 1B                                   | 4 1 1 0 0 0 2<br>1 1 1 0 0 0 0                                   |                                |                |   |
| Marvell Wynne, L (1, 8)<br>OBP: 0.250, SLG: 0.261  | 0-0 4-3   |  | 0-0 F7                                     |  |  | 0-0 F9                                     | 0-0 F8                                      |  | 0-3 K                                       | 5 0 0 0 0 1 6  |                                |                |   |
| Johnny Ray, S (1, 4)<br>OBP: 0.327, SLG: 0.378   | 0-0 1B  |  | 0-0 6-3                                    |  |  | 0-0 G3 2B                                  |   | 0-0 P6                                     | 0-0 2B                                      | 5 0 3 4 0 0 0  |                                |                |   |
| Sid Bream, L (1, 3)<br>OBP: 0.311, SLG: 0.407  | 0-0 G3  |  | 0-0 5-3                                    |  |  | 0-0 G3 2B                                  |   | 0-0 F9                                     | 0-0 1-3                                     | 5 0 0 0 0 0 3  |                                |                |   |
| Steve Kemp, L (1, 7)<br>OBP: 0.322, SLG: 0.353   |   | 0-0 FC5-4 1B                               |  | 0-0 G3                                     |  | 0-0 F7                                     |   | 0-0 1B                                     |   | 4 0 2 0 0 0 1  |                                |                |   |
| Jim Morrison, R (1, 5)<br>OBP: 0.278, SLG: 0.346   |   | 0-0 FC5-4 1B                               |  | 0-0 5-3                                    |  |  | 4-0 S 1B BB                                 |  | 0-0 F8                                      | 3 1 0 0 1 0 2  |                                |                |   |
| Sam Khalifa, R (1, 6)<br>OBP: 0.308, SLG: 0.322  |   | 0-0 1B                                     |  | 0-0 F8                                     |  |  | 0-0 1B 1B                                   |  | 4-0 S 2B BB                                 | 3 1 2 1 1 0 0  |                                |                |   |
| Junior Ortiz, R (1, 2)<br>OBP: 0.319, SLG: 0.362   |   | 0-3 K                                      |  | 0-0 6-3                                    |  |  | 0-0 1B                                      |  | 0-0 P5                                      | 4 0 1 0 0 1 3  |                                |                |   |
| Mike Bielecki, R (1, 1)<br>Pat Clements, R (8, 1)<br>Rick Reuschel, R (8, 1)<br>Bob Kipper, R (9, 1)<br>OBP: 0.250, SLG: 0.250 |   | 0-3 K                                      |  | 0-0 G3                                     |  |  | 0-3 K                                       |  | 4-0 1B 2B BB                                | 3 0 0 0 0 2 4<br>0 0 0 0 0 0 0<br>0 1 0 0 1 0 0<br>0 0 0 0 0 0 0 |                                |                |   |
| <b>Inning Stats</b>  | R: 0 H: 1 E: 0 LOB: 1 K: 0 BB: 0 S: 4 P: 4            | R: 0 H: 2 E: 0 LOB: 2 K: 2 BB: 0 S: 9 P: 9 | R: 1 H: 1 E: 0 LOB: 0 K: 0 BB: 0 S: 4 P: 4 | R: 0 H: 0 E: 0 LOB: 0 K: 0 BB: 0 S: 3 P: 3 | R: 0 H: 0 E: 0 LOB: 0 K: 0 BB: 0 S: 3 P: 3 | R: 0 H: 1 E: 0 LOB: 1 K: 0 BB: 0 S: 4 P: 4 | R: 1 H: 2 E: 0 LOB: 2 K: 1 BB: 1 S: 7 P: 11 | R: 0 H: 1 E: 0 LOB: 1 K: 0 BB: 0 S: 4 P: 4 | R: 3 H: 2 E: 0 LOB: 1 K: 1 BB: 2 S: 7 P: 15 | 1B: 7 SF: 0 2B: 2 SAC: 0 3B: 1 DP: 0 HR: 0 HBP: 0                | WP: 0 PA: 40 PB: 0 SB: 2 CS: 0 |                |   |
| <b>PITCHER</b>   | IP WLS BF H R ER SO BB IBB HBP BLK WP HR S P ERA WHIP |  |  |  |  |  |   |  |   |  |                                | <b>PITCHER</b> | IP WLS BF H R ER SO BB IBB HBP BLK WP HR S P ERA WHIP |
| Rocky Childress, R (1, 1)<br>ERA: 6.21   | 6.0 L 25 6 2 2 2 1 0 0 0 0 0 0 28 32 3.00 1.167       |  |  |  |  |  |   |  |   |  |                                |                |   |
| Larry Andersen, R (7, 1)<br>ERA: 4.32  | 1.0 4 1 0 0 1 0 0 0 0 0 0 0 6 6 0.00 1.000            |  |  |  |  |  |   |  |   |  |                                |                |   |
| Dave Shipanoff, R (8, 1)<br>ERA: 3.22  | 1.1 7 1 2 2 0 2 0 0 0 0 0 0 5 13 13.50 2.250          |  |  |  |  |  |   |  |   |  |                                |                |   |
| Don Carman, L (9, 1)<br>ERA: 2.08  | 0.2 4 2 1 1 1 0 0 0 0 0 0 0 6 6 13.50 3.000           |  |  |  |  |  |   |  |   |  |                                |                |   |

Pittsburgh Pirates @ Philadelphia Phillies  
Veterans Stadium, Philadelphia, PA  
Sat Oct 05 1985, 7:05 PM EDT  
Att: 21,820 - Unknown

livebaseballscorecards.com

|     |    |
|-----|----|
| AB  | 37 |
| R   | 5  |
| H   | 10 |
| RBI | 5  |
| BB  | 3  |
| SO  | 4  |
| LOB | 21 |



| Batter   | 1                    | 2               | 3                | 4               | 5          | 6          | 7          | 8                | 9 | AB | R | H | RBI | BB | SO | LOB |
|--|----------------------|-----------------|------------------|-----------------|------------|------------|------------|------------------|---|----|---|---|-----|----|----|-----|
| Rick Schu, R<br>OBP: 0.319, SLG: 0.375 (1, 5)            | 0-0<br>6-3 5-3<br>1B |                 | 4-0<br>3-1<br>BB |                 | 0-0<br>6-3 |            | 0-0<br>6-3 |                  |   | 3  | 0 | 1 | 0   | 1  | 0  | 1   |
| Juan Samuel, R<br>OBP: 0.300, SLG: 0.435 (1, 4)          | 0-0<br>5-3<br>1-2    |                 | 0-0<br>F8        |                 | 4-0<br>BB  |            |            | 4-0<br>4-3<br>BB |   | 2  | 0 | 0 | 0   | 2  | 0  | 2   |
| Von Hayes, L<br>OBP: 0.333, SLG: 0.399 (1, 8)            | 0-0<br>6-3<br>2-3    |                 | 0-0<br>3-1       |                 | 0-0<br>G3  |            |            | 0-0<br>4-3       |   | 4  | 0 | 0 | 0   | 0  | 0  | 5   |
| Glenn Wilson, R<br>OBP: 0.311, SLG: 0.425 (1, 9)         | 0-0<br>L3            |                 | 0-0<br>5-3       |                 | 0-0<br>2B  |            |            | 0-3<br>K         |   | 4  | 0 | 1 | 0   | 0  | 1  | 3   |
| Tim Corcoran, L<br>OBP: 0.309, SLG: 0.254 (1, 3)         |                      | 4-0<br>FC1-5 BB |                  | 0-0<br>F7       |            | 0-0<br>6-3 |            | 0-0<br>5-3       |   | 2  | 0 | 0 | 0   | 1  | 0  | 1   |
| Mike Schmidt, R<br>OBP: 0.374, SLG: 0.532 (8, PH) (9, 3) |                      | 4-0<br>FC1-5 BB |                  | 0-3<br>K        |            | 0-0<br>F7  |            | 0-0<br>F8        |   | 1  | 0 | 0 | 0   | 0  | 0  | 0   |
| Darren Daulton, L<br>OBP: 0.304, SLG: 0.364 (1, 2)       |                      | 4-0<br>FC1-5 BB |                  | 0-3<br>K        |            | 0-0<br>1-3 |            | 0-0<br>5-3       |   | 2  | 0 | 0 | 0   | 1  | 1  | 1   |
| Garry Maddox, R<br>OBP: 0.281, SLG: 0.339 (9, PH)        |                      | 0-3<br>K        |                  | 0-3<br>K        |            | 0-0<br>1-3 |            | 0-0<br>5-3       |   | 1  | 0 | 0 | 0   | 0  | 0  | 0   |
| John Russell, R<br>OBP: 0.274, SLG: 0.382 (1, 7)         |                      | 0-3<br>K        |                  | 0-3<br>K        |            | 0-0<br>1-3 |            | 0-0<br>5-3       |   | 4  | 0 | 0 | 0   | 0  | 2  | 3   |
| Tom Foley, L<br>OBP: 0.291, SLG: 0.329 (1, 6)            |                      | 0-0<br>FC1-5    |                  | 0-0<br>SH3-4 1B |            | 0-0<br>F7  |            | 0-0<br>5-3       |   | 3  | 0 | 1 | 0   | 0  | 0  | 2   |
| Derrel Thomas, S<br>OBP: 0.291, SLG: 0.359 (9, PH)       |                      | 1-2<br>2-3f     |                  | 0-0<br>SH3-4 1B |            | 0-0<br>F7  |            | 0-0<br>5-3       |   | 1  | 0 | 0 | 0   | 0  | 0  | 0   |
| Rocky Childress, R<br>OBP: 0.167, SLG: 0.167 (1, 1)      |                      | 0-3<br>K        |                  | 0-0<br>SH3-4    |            | 0-0<br>F9  |            |                  |   | 1  | 0 | 0 | 0   | 0  | 1  | 2   |
| Larry Andersen, R (7, 1)                                 |                      |                 |                  |                 |            |            |            |                  |   | 0  | 0 | 0 | 0   | 0  | 0  | 0   |
| Jeff Stone, L<br>OBP: 0.307, SLG: 0.337 (7, PH)          |                      |                 |                  |                 |            |            |            |                  |   | 1  | 0 | 0 | 0   | 0  | 0  | 0   |
| Dave Shipanoff, R (8, 1)                                 |                      |                 |                  |                 |            |            |            |                  |   | 0  | 0 | 0 | 0   | 0  | 0  | 0   |
| Don Carman, L (9, 1)                                     |                      |                 |                  |                 |            |            |            |                  |   | 0  | 0 | 0 | 0   | 0  | 0  | 0   |

| Inning Stats | R: 0 | H: 1  | E: 0 | LOB: 1 | K: 0 | P: 4 | R: 0 | H: 0  | E: 0 | LOB: 2 | K: 2 | P: 7 | R: 0 | H: 0  | E: 0 | LOB: 0 | K: 2 | P: 7  | R: 0 | H: 1  | E: 0  | LOB: 2 | K: 0   | P: 8  | R: 0   | H: 1   | E: 0  | LOB: 1 | K: 0  | P: 4   | R: 0                  | H: 0   | E: 0 | LOB: 0 | K: 0 | P: 3 | R: 0 | H: 0 | E: 0 | LOB: 1 | K: 1 | P: 9 | R: 0 | H: 0 | E: 0 | LOB: 0 | K: 0 | P: 3 | 1B: 2 | SF: 0 | 2B: 1 | SAC: 1 | 3B: 0 | DP: 0 | HR: 0 | HBP: 0 | WP: 0 | PA: 35 |
|--------------|------|-------|------|--------|------|------|------|-------|------|--------|------|------|------|-------|------|--------|------|-------|------|-------|-------|--------|--|-------|--|--------|---|--------|---|--------|-----------------------|--------|------|--------|------|------|------|------|------|--------|------|------|------|------|------|--------|------|------|-------|-------|-------|--------|-------|-------|-------|--------|-------|--------|
|              | S: 4 | BB: 4 | S: 7 | BB: 15 | S: 3 | P: 7 | S: 7 | BB: 1 | S: 3 | P: 7   | S: 4 | P: 8 | S: 4 | BB: 0 | S: 3 | P: 3   | S: 5 | BB: 1 | S: 3 | BB: 3 | BB: 0 | P: 3   | 1B: 2 <td>SF: 0</td> <td>2B: 1 <td>SAC: 1</td> <td>3B: 0 <td>DP: 0</td> <td>HR: 0 <td>HBP: 0</td> <td>WP: 0 <td>PA: 35</td> </td></td></td></td> | SF: 0 | 2B: 1 <td>SAC: 1</td> <td>3B: 0 <td>DP: 0</td> <td>HR: 0 <td>HBP: 0</td> <td>WP: 0 <td>PA: 35</td> </td></td></td> | SAC: 1 | 3B: 0 <td>DP: 0</td> <td>HR: 0 <td>HBP: 0</td> <td>WP: 0 <td>PA: 35</td> </td></td> | DP: 0  | HR: 0 <td>HBP: 0</td> <td>WP: 0 <td>PA: 35</td> </td> | HBP: 0 | WP: 0 <td>PA: 35</td> | PA: 35 |      |        |      |      |      |      |      |        |      |      |      |      |      |        |      |      |       |       |       |        |       |       |       |        |       |        |

| PITCHER                              | IP  | WLS | BF | H | R | ER | SO | BB | IBB | HBP | BLK | WP | HR | S  | P  | ERA  | WHIP  |
|--------------------------------------|-----|-----|----|---|---|----|----|----|-----|-----|-----|----|----|----|----|------|-------|
| Mike Bielecki, R<br>ERA: 4.53 (1, 1) | 7.0 | W   | 29 | 3 | 0 | 0  | 4  | 5  | 0   | 0   | 0   | 0  | 0  | 32 | 52 | 0.00 | 1.143 |
| Pat Clements, L<br>ERA: 3.46 (8, 1)  | 0.2 |     | 2  | 0 | 0 | 0  | 1  | 0  | 0   | 0   | 0   | 0  | 0  | 4  | 4  | 0.00 | 0.000 |
| Rick Reuschel, R<br>ERA: 2.27 (8, 1) | 0.1 |     | 1  | 0 | 0 | 0  | 0  | 0  | 0   | 0   | 0   | 0  | 0  | 1  | 1  | 0.00 | 0.000 |
| Bob Kipper, L<br>ERA: 7.07 (9, 1)    | 1.0 |     | 3  | 0 | 0 | 0  | 0  | 0  | 0   | 0   | 0   | 0  | 0  | 3  | 3  | 0.00 | 0.000 |

BOTTOM

Pittsburgh Pirates @ Philadelphia Phillies  
Veterans Stadium, Philadelphia, PA  
Sat Oct 05 1985, 7:05 PM EDT  
Att. 21,820 - Unknown

livebaseballscorecards.com

|     |    |
|-----|----|
| AB  | 29 |
| R   | 0  |
| H   | 3  |
| RBI | 0  |
| BB  | 5  |
| SO  | 5  |
| LOB | 21 |





| Batter   | 1   | 2   | 3  | 4   | 5   | 6   | 7   | 8   | 9   | AB R H RBI BB SO LOB                                       | TOP   |
|--|---|---|--|---|---|---|---|---|---|--|---|
| Joe Orsulak, L (1, 9)<br>OBP: 0.342, SLG: 0.365      | 4-0<br>3-1 S<br>BB                                    |   | 0-0<br>S<br>1B                                       |   | 0-0<br>F8   |   |   | 0-0<br>1B   |   | 3 0 2 0 1 0 0  | Pittsburgh Pirates @ Philadelphia Phillies<br>Veterans Stadium, Philadelphia, PA<br>Sun Oct 06 1985, 3:33 AM EDT<br>Att: 13,749 - Unknown<br><a href="http://livebaseballscorecards.com">livebaseballscorecards.com</a> |
| Marvell Wynne, L (1, 8)<br>OBP: 0.247, SLG: 0.258    | 0-3<br>K<br>1-2                                       |   | 0-3<br>K   |   | 0-3<br>K  |   |   | 0-0<br>P6   |   | 4 0 0 0 0 3 3  |   |
| Johnny Ray, S (1, 4)<br>OBP: 0.325, SLG: 0.375       | 0-0<br>3-1<br>2-3                                     |   | 0-3<br>K<br>1-2                                      |   | 0-0<br>4-3  |   |   | 0-0<br>F9   |   | 4 0 0 0 0 1 3  |   |
| Sid Bream, L (1, 3)<br>OBP: 0.310, SLG: 0.399        | 0-3<br>K  |   | 4-0<br>BB  |   | 0-0<br>2-3  |   |   | 0-0<br>F5   |   | 3 0 0 0 1 1 2  |   |
| Steve Kemp, L (1, 7)<br>OBP: 0.317, SLG: 0.347       |   | 0-0<br>P6   | 0-0<br>F2  |   | 0-0<br>K  |   |   | 0-0<br>F5   |   | 4 0 0 0 0 1 2  |   |
| Jim Morrison, R (1, 5)<br>OBP: 0.277, SLG: 0.344     |   | 0-0<br>1-3  |  | 0-0<br>1B   |   | 0-0<br>F9   |   | 0-3<br>K  |   | 4 0 1 0 0 1 0  |   |
| Sam Khalifa, R (1, 6)<br>OBP: 0.307, SLG: 0.319      |   | 4-0<br>1B<br>BB                                     |  | 0-0<br>F8   |   | 0-0<br>4-3  |   | 0-0<br>F8   |   | 3 0 0 0 1 0 1  |   |
| Junior Ortiz, R (1, 2)<br>OBP: 0.320, SLG: 0.361     |   | 0-0<br>K<br>1-2<br>1B                               |  | 0-3<br>K  |   | 0-0<br>6-3  |   |   |   | 3 0 1 0 0 1 1  |   |
| Rick Rhoden, R (1, 1)<br>OBP: 0.211, SLG: 0.230      |   | 0-0<br>L6   |  | 0-0<br>F9   |   | 0-3<br>K  |   |   |   | 1 0 0 0 0 0 2  |   |
| Jim Winn, R (3, 1)<br>OBP: 0.158, SLG: 0.167         |   |   |  |   |   |   |   |   |   | 2 0 0 0 0 1 1  |   |
| <b>Inning Stats</b>                                  | R: 0 H: 0<br>E: 0 LOB: 1<br>K: 2 BB: 1<br>S: 7 P: 11  | R: 0 H: 1<br>E: 0 LOB: 2<br>K: 0 BB: 1<br>S: 4 P: 8 | R: 0 H: 1<br>E: 0 LOB: 2<br>K: 2 BB: 1<br>S: 8 P: 12 | R: 0 H: 1<br>E: 0 LOB: 1<br>K: 1 BB: 0<br>S: 6 P: 6 | R: 0 H: 0<br>E: 0 LOB: 0<br>K: 1 BB: 0<br>S: 5 P: 5 | R: 0 H: 0<br>E: 0 LOB: 0<br>K: 1 BB: 0<br>S: 5 P: 5 | R: 0 H: 0<br>E: 0 LOB: 0<br>K: 1 BB: 0<br>S: 5 P: 5 | R: 0 H: 1<br>E: 0 LOB: 1<br>K: 0 BB: 0<br>S: 4 P: 4 | R: 0 H: 0<br>E: 0 LOB: 0<br>K: 1 BB: 0<br>S: 5 P: 5 | 1B: 4 SF: 0<br>2B: 0 SAC: 0<br>3B: 0 DP: 0<br>HR: 0 HBP: 0 | WP: 0 PA: 34<br>PB: 0<br>SB: 2<br>CS: 0   |
| <b>PITCHER</b><br>Kevin Gross, R (1, 1)<br>ERA: 3.41 | IP WLS BF H R ER SO BB IBB HBP BLK WP HR S P ERA WHIP |   |  |   |   |   |   |   |   |  |   |



| Batter  | 1          | 2           | 3          | 4         | 5 | 6             | 7 | 8             | 9 | AB | R | H | RBI | BB | SO | LOB |
|---|------------|-------------|------------|-----------|---|---------------|---|---------------|---|----|---|---|-----|----|----|-----|
| Rick Schu, R<br>OBP: 0.318, SLG: 0.373<br>(1, 5)  | 0-0<br>4-3 |             | 0-0<br>6-3 | 0-0<br>1B |   | 0-0<br>F8     |   | 0-0<br>1-3    |   | 5  | 0 | 1 | 0   | 0  | 0  | 0   |
| Juan Samuel, R<br>OBP: 0.303, SLG: 0.436<br>(1, 4)  | 4-0<br>FC5 |             | 0-0<br>1B  | 0-0<br>1B |   | 0-0<br>6-3    |   |               |   | 3  | 1 | 2 | 0   | 1  | 0  | 0   |
| Von Hayes, L<br>OBP: 0.332, SLG: 0.398<br>(1, 8)  | 0-0<br>F7  |             | 0-0<br>1B  | 0-0<br>1B |   |               |   |               |   | 4  | 1 | 1 | 1   | 0  | 0  | 3   |
| Mike Schmidt, R<br>OBP: 0.375, SLG: 0.532<br>Tim Corcoran, L<br>OBP: 0.312, SLG: 0.258<br>(7, PH)<br>(8, 3) | 4-0<br>BB  |             | 0-0<br>1B  | 0-0<br>1B |   | 0-0<br>G5-4-3 |   |               |   | 2  | 1 | 1 | 0   | 1  | 0  | 2   |
| Glenn Wilson, R<br>OBP: 0.311, SLG: 0.424<br>(1, 9)   | 0-0<br>FC5 |             | 0-0<br>1B  |           |   |               |   |               |   | 4  | 1 | 1 | 1   | 0  | 0  | 3   |
| Darren Daulton, L<br>OBP: 0.311, SLG: 0.369<br>(1, 2)   |            | 0-0<br>FC4  | 0-3<br>K   |           |   | 0-0<br>4-3    |   | 0-0<br>1B     |   | 4  | 0 | 2 | 0   | 0  | 1  | 2   |
| John Russell, R<br>OBP: 0.278, SLG: 0.398<br>(1, 7)   |            | 0-3<br>K    | 0-0<br>1B  |           |   | 0-0<br>1B     |   | 0-3<br>K      |   | 4  | 1 | 2 | 3   | 0  | 2  | 3   |
| Tom Foley, L<br>OBP: 0.294, SLG: 0.336<br>(1, 6)  |            | 0-0<br>FC4  | 0-0<br>2B  |           |   | 0-3<br>K      |   |               |   | 4  | 0 | 2 | 0   | 0  | 1  | 2   |
| Kevin Gross, R<br>OBP: 0.164, SLG: 0.215<br>(1, 1)  |            | 0-3<br>K2-3 | 0-0<br>6-3 |           |   | 0-0<br>5-3    |   | 0-0<br>G5-4-3 |   | 4  | 0 | 0 | 0   | 0  | 1  | 3   |

| Inning Stats  | R: 0             | H: 0       | E: 0    | K: 0   | S: 3   | LOB: 2 | BB: 2  | P: 11  | R: 0   | H: 1   | E: 0   | K: 2   | S: 8   | LOB: 1  | BB: 0    | P: 8          | R: 5           | H: 6 | E: 0 | K: 1 | S: 11 | LOB: 1 | BB: 0 | P: 11 | R: 0 | H: 2 | E: 0 | K: 0 | S: 4 | LOB: 1 | BB: 0 | P: 4 | R: 0 | H: 1 | E: 0 | K: 1 | S: 6 | LOB: 1 | BB: 0 | P: 6 | R: 0 | H: 0 | E: 0 | K: 0 | S: 3 | LOB: 0 | BB: 0 | P: 3 | R: 0 | H: 2 | E: 0 | K: 1 | S: 7 | LOB: 2 | BB: 0 | P: 7 | R: 0 | H: 1 | E: 0 | K: 0 | S: 3 | LOB: 0 | BB: 0 | P: 3 |
|---|------------------|------------|---------|--------|--------|--------|--------|--------|--------|--------|--------|--------|--------|---------|----------|---------------|----------------|------|------|------|-------|--------|-------|-------|------|------|------|------|------|--------|-------|------|------|------|------|------|------|--------|-------|------|------|------|------|------|------|--------|-------|------|------|------|------|------|------|--------|-------|------|------|------|------|------|------|--------|-------|------|
| PITCHER   | IP               | WLS        | BF      | H      | R      | ER     | SO     | BB     | IBB    | HBP    | BLK    | WP     | HR     | S       | P        | ERA           | WHIP           |      |      |      |       |        |       |       |      |      |      |      |      |        |       |      |      |      |      |      |      |        |       |      |      |      |      |      |      |        |       |      |      |      |      |      |      |        |       |      |      |      |      |      |      |        |       |      |
| Rick Rhoden, R<br>ERA: 4.47<br>Jim Winn, R<br>ERA: 5.23 | (1, 1)<br>(3, 1) | 2.2<br>5.1 | L<br>20 | 7<br>6 | 5<br>0 | 5<br>0 | 3<br>2 | 2<br>0 | 0<br>0 | 0<br>0 | 0<br>0 | 0<br>0 | 0<br>0 | 0<br>24 | 29<br>24 | 16.88<br>0.00 | 3.375<br>1.125 |      |      |      |       |        |       |       |      |      |      |      |      |        |       |      |      |      |      |      |      |        |       |      |      |      |      |      |      |        |       |      |      |      |      |      |      |        |       |      |      |      |      |      |      |        |       |      |

**BOTTOM**

**Pittsburgh Pirates @ Philadelphia Phillies**  
Veterans Stadium, Philadelphia, PA

Sun Oct 06 1985, 3:33 AM EDT  
Att. 13,749 - Unknown

|     |    |
|-----|----|
| AB  | 35 |
| R   | 5  |
| H   | 13 |
| RBI | 5  |
| BB  | 2  |
| SO  | 5  |
| LOB | 18 |

[livebaseballscorecards.com](http://livebaseballscorecards.com)

|    |   |    |    |
|----|---|----|----|
| WP | 0 | PA | 37 |
| PB | 0 | SB | 2  |
| CS | 0 |    |    |

