

Philadelphia Phillies - 1986



Batter	1	2	3	4	5	6	7	8	9	AB R H RBI BB SO LOB	TOP									
Gary Redus, R (1, 7) OBP: 0.200, SLG: 0.400	0-0 SH SF8 2B	0-0 G3		0-0 5-3			0-3 K		0-0 F4	5 1 1 0 0 1 0										
Milt Thompson, L (1, 8)	0-0 SH 2B	0-0 6-3			0-0 6-3		0-0 1-3			3 1 0 0 0 0 0										
Juan Samuel, R (1, 4)	0-0 5-3 1-2	0-0 F7			0-0 F8		0-0 F7			4 0 0 0 0 0 2										
Mike Schmidt, R (1, 5) OBP: 0.750, SLG: 2.000	4-0 2B IBB		0-0 HR		0-0 F4			0-0 3-1 2B		3 2 2 1 1 0 0										
Glenn Wilson, R (1, 9)	0-0 SF8		0-0 F9		0-0 6-3			0-0 3-1 2-3		3 0 0 1 0 0 1										
Von Hayes, L (1, 3) OBP: 0.500, SLG: 1.000	0-0 1B 2B		0-0 F3		0-0 F8 2B			0-0 1-3		4 0 2 2 0 0 1										
Darren Daulton, L (1, 2)	4-0 1B BB		0-0 4-3		0-0 F8 2-3			0-0 F8		3 0 0 0 1 0 2										
Steve Jeltz, S (1, 6) OBP: 0.750, SLG: 0.667	0-0 1-2 2-3 1B			0-0 G4-6-3 1B		4-0 BB BB			0-3 K	3 0 2 0 1 1 0										
Steve Carlton, L (1, 1)	0-0 F9		0-0 G4-6-3		0-0 G3				0-0 4-3	2 0 0 0 0 0 4										
Larry Andersen, R (5, 1)										0 0 0 0 0 0 0										
Joe Lefebvre, L (6, PH)										1 0 0 0 0 0 2										
Charles Hudson, S (6, 1)										0 0 0 0 0 0 0										
Greg Gross, L (9, PH)										1 0 0 0 0 0 0										
<b>Inning Stats</b>	R: 3 E: 1 K: 0 S: 7	H: 3 LOB: 3 BB: 2 P: 15	R: 0 E: 0 K: 0 S: 3	H: 0 LOB: 0 BB: 0 P: 3	R: 1 E: 0 K: 0 S: 4	H: 1 LOB: 0 BB: 0 P: 4	R: 0 E: 0 K: 0 S: 3	H: 0 LOB: 0 BB: 0 P: 3	R: 0 E: 0 K: 0 S: 4	H: 1 LOB: 2 BB: 1 P: 8	R: 0 E: 0 K: 1 S: 5	H: 0 LOB: 0 BB: 0 P: 5	R: 0 E: 0 K: 0 S: 4	H: 1 LOB: 1 BB: 0 P: 4	R: 0 E: 0 K: 1 S: 5	H: 0 LOB: 0 BB: 0 P: 5	1B: 2 2B: 4 3B: 0 HR: 1	SF: 1 SAC: 1 DP: 1 HBP: 0	WP: 0 PB: 0 SB: 1 CS: 0	PA: 37
<b>PITCHER</b>	IP WLS BF H R ER SO BB IBB HBP BLK WP HR S P ERA WHIP																			
Mario Soto, R (1, 1) ERA: 1.59	5.2 W 26 6 4 1 0 2 2 1 0 0 0 1 23 35 1.59 1.412																			
Ron Robinson, R (6, 1) ERA:	3.1 S 11 1 0 0 2 0 0 0 0 0 0 0 15 15 0.00 0.300																			

Philadelphia Phillies @ Cincinnati Reds  
Riverfront Stadium, Cincinnati, OH  
Mon Apr 07 1986, 3:33 AM EST  
Att: 54,960 - Unknown

AB	32
R	4
H	7
RBI	4
BB	3
SO	2
LOB	12



Batter	1	2	3	4	5	6	7	8	9
Eric Davis, R OBP: 0.200, SLG: 0.800 (1, 8) (6, 7)	0-0 5-3	0-0 HR		0-0 6-3		0-0 F5		0-0 G6-4-3	
Buddy Bell, R OBP: 0.250, SLG: 0.250 (1, 5)	0-0 F4	0-0 1B		0-0 L7		0-0 F8			
Dave Parker, L OBP: 0.750, SLG: 2.000 (1, 9)	0-0 2B	0-0 4-3			0-0 HR		0-0 FC3-2 2B		
Nick Esasky, R (1, 3)	0-0 6-3		0-0 F8		4-0 1B 1B BB		0-0 F8 2-3		
Tracy Jones, R OBP: 0.667, SLG: 0.500 Eddie Milner, L (6, 8)		0-0 F8	4-0 1B BB		0-0 1B FC3-2 1B		0-0 FC3-2		
Dave Concepcion, R OBP: 0.500, SLG: 0.500 (1, 6)		0-0 1B 1B	0-0 F9		0-0 CS FC3-2 1B		0-0 6-3		
Bo Diaz, R OBP: 0.750, SLG: 0.750 (1, 2)		0-0 FC5-6 1B HR 1B	0-0 FC6-4 1B		0-0 FC3-2		0-0 F9 1B		
Ron Oester, S OBP: 0.500, SLG: 0.500 (1, 4)		0-0 FC5-6 1B	0-0 FC6-4		0-3 K		0-0 G6-4-3 1B		
Mario Soto, R Ron Robinson, R (6, 1)		0-0 FC5-6 HR		0-0 5-3		0-0 4-3		0-0 F9	

AB	R	H	RBI	BB	SO	LOB
5	1	1	3	0	0	2
4	0	1	0	0	0	0
4	1	3	1	0	0	1
3	1	0	0	1	0	2
2	1	1	0	1	0	0
1	0	0	0	0	0	1
4	1	2	1	0	0	2
4	1	3	1	0	0	2
4	0	2	1	0	1	3
2	1	0	0	0	0	2
2	0	0	0	0	0	2

**BOTTOM**

**Philadelphia Phillies @ Cincinnati Reds**  
Riverfront Stadium, Cincinnati, OH  
Mon Apr 07 1986, 3:33 AM EST  
Att. 54,960 - Unknown

AB	35
R	7
H	13
RBI	7
BB	2
SO	1
LOB	17



1B:	9	SF:	0
2B:	3	SAC:	0
3B:	0	DP:	2
HR:	2	HBP:	0

WP:	0	PA:	37
PB:	0		
SB:	1		
CS:	1		

Inning Stats	R	H	E	K	S	R	H	E	K	S	R	H	E	K	S	R	H	E	K	S	R	H	E	K	S
	0	1	0	0	4	4	5	0	0	8	1	1	0	0	4	2	3	0	0	7	0	0	0	0	0
	0	0	0	0	0	0	1	0	0	0	0	0	0	0	0	0	0	0	0	0	0	0	0	0	0
	0	0	0	0	0	0	0	0	0	0	0	0	0	0	0	0	0	0	0	0	0	0	0	0	0
	0	0	0	0	0	0	0	0	0	0	0	0	0	0	0	0	0	0	0	0	0	0	0	0	0
	0	0	0	0	0	0	0	0	0	0	0	0	0	0	0	0	0	0	0	0	0	0	0	0	0
	0	0	0	0	0	0	0	0	0	0	0	0	0	0	0	0	0	0	0	0	0	0	0	0	0
	0	0	0	0	0	0	0	0	0	0	0	0	0	0	0	0	0	0	0	0	0	0	0	0	0
	0	0	0	0	0	0	0	0	0	0	0	0	0	0	0	0	0	0	0	0	0	0	0	0	0
	0	0	0	0	0	0	0	0	0	0	0	0	0	0	0	0	0	0	0	0	0	0	0	0	0
	0	0	0	0	0	0	0	0	0	0	0	0	0	0	0	0	0	0	0	0	0	0	0	0	0
	0	0	0	0	0	0	0	0	0	0	0	0	0	0	0	0	0	0	0	0	0	0	0	0	0
	0	0	0	0	0	0	0	0	0	0	0	0	0	0	0	0	0	0	0	0	0	0	0	0	0
	0	0	0	0	0	0	0	0	0	0	0	0	0	0	0	0	0	0	0	0	0	0	0	0	0
	0	0	0	0	0	0	0	0	0	0	0	0	0	0	0	0	0	0	0	0	0	0	0	0	0
	0	0	0	0	0	0	0	0	0	0	0	0	0	0	0	0	0	0	0	0	0	0	0	0	0
	0	0	0	0	0	0	0	0	0	0	0	0	0	0	0	0	0	0	0	0	0	0	0	0	0
	0	0	0	0	0	0	0	0	0	0	0	0	0	0	0	0	0	0	0	0	0	0	0	0	0
	0	0	0	0	0	0	0	0	0	0	0	0	0	0	0	0	0	0	0	0	0	0	0	0	0
	0	0	0	0	0	0	0	0	0	0	0	0	0	0	0	0	0	0	0	0	0	0	0	0	0
	0	0	0	0	0	0	0	0	0	0	0	0	0	0	0	0	0	0	0	0	0	0	0	0	0
	0	0	0	0	0	0	0	0	0	0	0	0	0	0	0	0	0	0	0	0	0	0	0	0	0
	0	0	0	0	0	0	0	0	0	0	0	0	0	0	0	0	0	0	0	0	0	0	0	0	0
	0	0	0	0	0	0	0	0	0	0	0	0	0	0	0	0	0	0	0	0	0	0	0	0	0
	0	0	0	0	0	0	0	0	0	0	0	0	0	0	0	0	0	0	0	0	0	0	0	0	0
	0	0	0	0	0	0	0	0	0	0	0	0	0	0	0	0	0	0	0	0	0	0	0	0	0
	0	0	0	0	0	0	0	0	0	0	0	0	0	0	0	0	0	0	0	0	0	0	0	0	0
	0	0	0	0	0	0	0	0	0	0	0	0	0	0	0	0	0	0	0	0	0	0	0	0	0
	0	0	0	0	0	0	0	0	0	0	0	0	0	0	0	0	0	0	0	0	0	0	0	0	0
	0	0	0	0	0	0	0	0	0	0	0	0	0	0	0	0	0	0	0	0	0	0	0	0	0
	0	0	0	0	0	0	0	0	0	0	0	0	0	0	0	0	0	0	0	0	0	0	0	0	0
	0	0	0	0	0	0	0	0	0	0	0	0	0	0	0	0	0	0	0	0	0	0	0	0	0
	0	0	0	0	0	0	0	0	0	0	0	0	0	0	0	0	0	0	0	0	0	0	0	0	0
	0	0	0	0	0	0	0	0	0	0	0	0	0	0	0	0	0	0	0	0	0	0	0	0	0
	0	0	0	0	0	0	0	0	0	0	0	0	0	0	0	0	0	0	0	0	0	0	0	0	0
	0	0	0	0	0	0	0	0	0	0	0	0	0	0	0	0	0	0	0	0	0	0	0	0	0
	0	0	0	0	0	0	0	0	0	0	0	0	0	0	0	0	0	0	0	0	0	0	0	0	0
	0	0	0	0	0	0	0	0	0	0	0	0	0	0	0	0	0	0	0	0	0	0	0	0	0
	0	0	0	0	0	0	0	0	0	0	0	0	0	0	0	0	0	0	0	0	0	0	0	0	0
	0	0	0	0	0	0	0	0	0	0	0	0	0	0	0	0	0	0	0	0	0	0	0	0	0
	0	0	0	0	0	0	0	0	0	0	0	0	0	0	0	0	0	0	0	0	0	0	0	0	0
	0	0	0	0	0	0	0	0	0	0	0	0	0	0	0	0	0	0	0	0	0	0	0	0	0
	0	0	0	0	0	0	0	0	0	0	0	0	0	0	0	0	0	0	0	0	0	0	0	0	0
	0	0	0	0	0	0	0	0	0	0	0	0	0	0	0	0	0	0	0	0	0	0	0	0	0
	0	0	0	0	0	0	0	0	0	0	0	0	0	0	0	0	0	0	0	0	0	0	0	0	0
	0	0	0	0	0	0	0	0	0	0	0	0	0	0	0	0	0	0	0	0	0	0	0	0	0
	0	0	0	0	0	0	0	0	0	0	0	0	0	0	0	0	0	0	0	0	0	0	0	0	0
	0	0	0	0	0	0	0	0	0	0	0	0	0	0	0	0	0	0	0	0	0	0	0	0	0
	0	0	0	0	0	0	0	0	0	0	0	0	0	0	0	0	0	0	0	0	0	0	0	0	0
	0	0	0	0	0	0	0	0	0	0	0	0	0	0	0	0	0	0	0	0	0	0	0	0	0
	0	0	0	0	0	0	0	0	0	0	0	0	0	0	0	0	0	0	0	0	0	0	0	0	0
	0	0	0	0	0																				



Batter	1	2	3	4	5	6	7	8	9	10	11	AB R H RBI BB SO LOB	TOP																		
Gary Redus, R (1, 7) OBP: 0.273, SLG: 0.364	F7		G1-6-3 1B			6-3			1B SH2-3	K2-1-2	FC6-4	6 0 2 1 0 1 4	<b>Philadelphia Phillies @ Cincinnati Reds</b> Riverfront Stadium, Cincinnati, OH Wed Apr 09 1986, 6:05 PM EST Att. 11,411 - Unknown																		
Milt Thompson, L (1, 8) Garry Maddox, R (11, PH) OBP: 1.000, SLG: 1.000	4-3		G1-6-3			4-3			SH2-3		F7 1B SF8	3 0 0 0 0 0 2 1 1 1 0 0 0 0																			
Juan Samuel, R (1, 4) OBP: 0.111, SLG: 0.111	K					F7			F8		SF8 F7 E 1B	5 1 1 0 0 1 1																			
Mike Schmidt, R (1, 5) OBP: 0.556, SLG: 1.000		F9				F9			F9		F7 1B IBB	3 0 0 0 2 0 2																			
Glenn Wilson, R (1, 9) OBP: 0.111, SLG: 0.143		6-3				F9			F7		SF8	4 0 1 1 0 0 1																			
Von Hayes, L (1, 3) Greg Gross, L (11, PR)		G3				F5			F8		E5 HR	5 0 0 0 0 0 4 0 1 0 0 0 0 0																			
John Russell, R (1, 2) OBP: 0.400, SLG: 1.000			K			K			F5		WP K2-1-2 SH1-4 1B	5 1 2 2 0 2 0																			
Steve Jeltz, S (1, 6) OBP: 0.625, SLG: 0.400			SH 1B BB			6-3			F8		SH1-4	2 1 0 0 2 0 0																			
Shane Rawley, R (1, 1) Luis Aguayo, R (10, PH) Steve Bedrosian, R (10, 1)			SH 1B			1-3			K		BB BB BB BB	2 0 0 0 0 1 0 0 0 0 0 1 0 0 0 0 0 0 1 0 0																			
<b>Inning Stats</b>	R: 0 E: 0 K: 1 S: 5	H: 0 LOB: 0 BB: 0 P: 5	R: 0 E: 0 K: 0 S: 3	H: 0 LOB: 0 BB: 0 P: 3	R: 1 E: 1 K: 1 S: 6	H: 1 LOB: 1 BB: 1 P: 10	R: 0 E: 0 K: 0 S: 3	H: 0 LOB: 1 BB: 1 P: 7	R: 0 E: 0 K: 1 S: 5	H: 0 LOB: 0 BB: 0 P: 5	R: 0 E: 0 K: 0 S: 3	H: 0 LOB: 0 BB: 0 P: 3		R: 0 E: 0 K: 1 S: 5	H: 0 LOB: 0 BB: 0 P: 5	R: 0 E: 0 K: 0 S: 5	H: 2 LOB: 3 BB: 1 P: 9	R: 0 E: 0 K: 1 S: 5	H: 1 LOB: 2 BB: 1 P: 9	R: 4 E: 1 K: 0 S: 7	H: 3 LOB: 2 BB: 2 P: 15	1B: 6 2B: 1 3B: 0 HR: 1	SF: 1 SAC: 3 DP: 2 HBP: 0	WP: 1 PB: 0 SB: 0 CS: 0	PA: 46						
<b>PITCHER</b>	IP WLS BF H R ER SO BB IBB HBP BLK WP HR S P ERA WHIP																														
Tom Browning, L (1, 1) ERA: 1.13	8.0		27	1	1	1	4	2	0	0	0	0	0	0	33	41	1.12	0.375													
John Franco, L (9, 1) ERA:	2.0		10	3	0	0	1	1	1	0	0	1	0	10	18	0.00	2.000														
Ted Power, R (11, 1) ERA: 13.5	0.2	L	8	3	4	1	0	2	0	0	0	0	1	6	14	13.50	7.500														
Scott Terry, R (11, 1) ERA:	0.1		1	0	0	0	0	0	0	0	0	0	0	1	1	0.00	0.000														

livebaseballscorecards.com

AB	36
R	5
H	7
RBI	4
BB	6
SO	5
LOB	14



Batter	1	2	3	4	5	6	7	8	9	10	11	AB R H RBI BB SO LOB	BOTTOM				
Eric Davis, R OBP: 0.200, SLG: 0.800 (1, 8)												5 1 1 1 0 0 1	<b>Philadelphia Phillies @ Cincinnati Reds</b> Riverfront Stadium, Cincinnati, OH Wed Apr 09 1986, 6:05 PM EST Att. 11,411 - Unknown				
Buddy Bell, R OBP: 0.111, SLG: 0.111 (1, 5)												5 0 0 0 0 0 1					
Dave Parker, L OBP: 0.444, SLG: 1.000 (1, 9)												5 1 1 0 0 2 0					
Nick Esasky, R OBP: 0.333, SLG: 0.143 (1, 3)												4 1 1 0 1 0 0					
Tracy Jones, R OBP: 0.571, SLG: 0.667 (1, 7) Kal Daniels, L (11, PH)												4 0 2 0 0 0 2 0 0 0 0 1 0 0					
Dave Concepcion, R OBP: 0.444, SLG: 0.375 (1, 6)												4 0 1 2 1 0 4					
Bo Diaz, R OBP: 0.444, SLG: 0.444 (1, 2) Max Venable, L (11, PR)												5 0 1 0 0 0 5 0 0 0 0 0 0 0					
Ron Oester, S OBP: 0.333, SLG: 0.333 (1, 4)												5 0 1 0 0 1 4					
Tom Browning, L (1, 1) John Franco, L (8, 1) Eddie Milner, L (10, PH) Ted Power, R (11, 1) Scott Terry, R (11, 1) Paul O'Neill, L (11, PH)												3 0 0 0 0 0 2 1 0 0 0 0 0 0 0 0 1 0 0 0 0 0 0 1 0 0 0 0 0 0 0 0 0 0 0 0 0 0 0 0 1 0 0 0 0 0 1 2					
<b>Inning Stats</b>	R: 1 H: 1 E: 0 LOB: 0 K: 1 BB: 0 S: 6 P: 6	R: 0 H: 1 E: 0 LOB: 1 K: 0 BB: 0 S: 4 P: 4	R: 0 H: 0 E: 0 LOB: 0 K: 1 BB: 0 S: 5 P: 5	R: 0 H: 0 E: 0 LOB: 0 K: 1 BB: 0 S: 5 P: 5	R: 0 H: 1 E: 0 LOB: 1 K: 0 BB: 0 S: 4 P: 4	R: 0 H: 0 E: 2 LOB: 3 K: 0 BB: 1 S: 5 P: 9	R: 0 H: 0 E: 0 LOB: 0 K: 1 BB: 0 S: 5 P: 5	R: 0 H: 0 E: 0 LOB: 0 K: 0 BB: 0 S: 3 P: 3	R: 0 H: 1 E: 0 LOB: 1 K: 0 BB: 1 S: 3 P: 7	R: 0 H: 1 E: 0 LOB: 2 K: 2 BB: 1 S: 10 P: 14	1B: 6 SF: 0 2B: 1 SAC: 0 3B: 0 DP: 1 HR: 1 HBP: 0	WP: 0 PA: 45 PB: 0 SB: 1 CS: 0					
<b>PITCHER</b>	IP WLS BF H R ER SO BB IBB HBP BLK WP HR S P ERA WHIP																
Shane Rawley, L (1, 1) ERA: 1.0	9.0	34	4	1	1	4	1	1	0	0	0	0	1	40	48	1.00	0.556
Steve Bedrosian, R (10, 1) ERA: 9.0	2.0	11	4	2	2	2	1	0	0	0	0	0	0	14	18	9.00	2.500

AB	42
R	3
H	8
RBI	3
BB	3
SO	6
LOB	21





Batter	1	2	3	4	5	6	7	8	9	AB R H RBI BB SO LOB	TOP											
Lenny Dykstra, L OBP: 0.300, SLG: 0.125 (1, 8) X	0-0 F5		0-0 G3	0-0 E S 1B	0-0 4-3			0-3 K		5 1 1 0 0 1 1												
Wally Backman, S OBP: 0.222, SLG: 0.125 (1, 4) X	0-0 1-3		0-0 2B 1B	0-0 F8	0-0 5-3			0-0 F9		5 1 1 0 0 0 2												
Keith Hernandez, L OBP: 0.500, SLG: 0.667 (1, 3) X	0-0 HR 1B		0-0 1B 2B	0-0 E3 1B 3B			0-0 F7		0-0 F8	5 3 2 0 0 0 1												
Gary Carter, R OBP: 0.333, SLG: 0.750 (1, 2) X	0-0 1-H HR		0-0 2B 1B	0-0 1-2 3B 1B			0-0 F8		0-0 F8	5 3 3 5 0 0 0												
Darryl Strawberry, L OBP: 0.556, SLG: 0.667 (1, 9) S S S	0-3 K		0-0 BB SF7 2B	0-3 K			0-0 6-3		0-0 4-3	5 1 1 0 0 2 2												
Danny Heep, L OBP: 0.500, SLG: 1.000 (1, 7)		0-0 6-3	4-0 SF7 IBB	0-0 1-H 2-H 3B			0-0 F7			3 0 1 2 1 0 0												
Howard Johnson, S OBP: 0.500, SLG: 0.571 (1, 5)		0-0 1-3 1B	4-0 SF7 BB	0-3 K			0-0 1-3-4 1B			3 0 2 1 1 1 1												
Rafael Santana, R OBP: 0.125, SLG: 0.143 (1, 6)		0-0 1-3	0-0 SF7		0-0 4-3 1B		0-0 1-3-4			3 0 1 1 0 0 2												
Ron Darling, R (1, 1)		0-0 F8	0-3 K		0-3 K			0-0 F8		3 0 0 0 0 2 4												
Bob Ojeda, L (5, 1)										1 0 0 0 0 0 0												
Roger McDowell, R (8, 1)										0 0 0 0 0 0 0												
Jesse Orosco, R (9, 1)										0 0 0 0 0 0 0												
<b>Inning Stats</b>	R: 2 E: 0 K: 1 S: 7	H: 2 LOB: 0 BB: 0 P: 7	R: 0 E: 0 K: 0 S: 4	H: 1 LOB: 1 BB: 0 P: 4	R: 4 E: 0 K: 1 S: 9	H: 4 LOB: 2 BB: 2 P: 17	R: 3 E: 1 K: 2 S: 11	H: 3 LOB: 1 BB: 0 P: 11	R: 0 E: 0 K: 1 S: 6	H: 1 LOB: 1 BB: 0 P: 6	R: 0 E: 0 K: 0 S: 3	H: 0 LOB: 0 BB: 0 P: 3	R: 0 E: 0 K: 0 S: 3	H: 1 LOB: 0 BB: 0 P: 3	R: 0 E: 0 K: 0 S: 5	H: 0 LOB: 0 BB: 0 P: 5	R: 0 E: 0 K: 0 S: 3	H: 0 LOB: 0 BB: 0 P: 3	1B: 8 2B: 3 3B: 1 HR: 1	SF: 1 SAC: 0 DP: 1 HBP: 0	WP: 0 PB: 0 SB: 1 CS: 0	PA: 41
<b>PITCHER</b>	IP WLS BF H R ER SO BB IBB HBP BLK WP HR S P ERA WHIP																					
Kevin Gross, R ERA: 23.14 (1, 1)	2.1 L 16 7 6 6 1 1 1 0 0 0 0 1 16 24 23.14 3.429																					
Larry Andersen, R ERA: 3.38 (3, 1)	1.2 9 3 3 1 3 0 0 0 0 0 0 0 15 15 5.40 1.800																					
Dave Rucker, L ERA: (5, 1)	2.0 7 1 0 0 1 0 0 0 0 0 0 0 9 9 0.00 0.500																					
Don Carman, L ERA: (7, 1)	2.0 6 1 0 0 1 0 0 0 0 0 0 0 8 8 0.00 0.500																					
Dave Stewart, R ERA: (9, 1)	1.0 3 0 0 0 0 0 0 0 0 0 0 0 3 3 0.00 0.000																					

New York Mets @ Philadelphia Phillies  
Veterans Stadium, Philadelphia, PA

livebaseballscorecards.com

AB	38
R	9
H	12
RBI	9
BB	2
SO	6
LOB	13



Fri Apr 11 1986, 6:05 PM EST  
Att: 36,190 - Unknown

Batter	1	2	3	4	5	6	7	8	9	AB	R	H	RBI	BB	SO	LOB
Gary Redus, R OBP: 0.375, SLG: 0.467 (1, 7)	4-0 4-3 BLK 2B BB		0-0 5-3	0-0 E1 1B		0-0 F7		0-0 2B 1-3 2-H		4	1	2	1	1	0	0
Milt Thompson, L (1, 8)	0-0 4-3 1-3		0-0 1-3	0-0 6-3		0-0 6-3		0-0 6-3		5	0	0	0	0	0	4
Juan Samuel, R OBP: 0.357, SLG: 0.385 (1, 4)	0-0 2B 3-H		0-0 1B S		0-0 1B WP S		0-3 K		4-0 BB G6-4-3 BB	4	2	3	1	1	1	0
Mike Schmidt, R OBP: 0.429, SLG: 0.636 (1, 5)	0-3 K		0-0 1B 1-H		0-3 K 1-2		0-0 5-3		0-0 G6-4-3 1-2f	5	0	1	1	0	2	3
Glenn Wilson, R OBP: 0.214, SLG: 0.182 (1, 9)	0-3 K		0-0 F8		4-0 1B WP BB		0-0 F9		0-0 1B	4	1	1	0	1	1	2
Von Hayes, L OBP: 0.357, SLG: 0.714 (1, 3)		0-0 L1		0-0 HR		0-0 1B WP		0-0 1B FC1-4	0-0 3-1	5	1	3	2	0	0	1
Darren Daulton, L OBP: 0.375, SLG: 0.667 (1, 2)		4-0 BB		0-0 HR		0-3 K 1-2 3-H		0-3 K		3	1	1	1	1	2	2
Steve Jeltz, S OBP: 0.417, SLG: 0.222 (1, 6)		0-3 K		0-0 F8		0-0 F8		0-0 FC1-4 1B 2B 1-2f		4	1	0	0	0	1	3
Kevin Gross, R (1, 1) Larry Andersen, R (3, 1) Rick Schu, R (4, PH) Dave Rucker, L (5, 1) Garry Maddox, R (6, PH) Don Carman, L (7, 1) John Russell, R (8, PH) Dave Stewart, R (9, 1)	0-0 4-3		0-3 K		0-3 K		0-0 F6		0-0 2B 1B 1-2	1	0	0	0	0	0	1

Inning Stats	R: 1	H: 1	E: 0	K: 2	S: 8	R: 0	H: 0	E: 0	K: 1	S: 5	R: 0	H: 0	E: 0	K: 0	S: 5	R: 1	H: 2	E: 0	K: 1	S: 8	R: 2	H: 3	E: 0	K: 1	S: 8	R: 2	H: 2	E: 0	K: 2	S: 9	R: 0	H: 0	E: 0	K: 1	S: 5	R: 1	H: 3	E: 0	K: 1	S: 8	R: 0	H: 1	E: 0	K: 0	S: 3	1B: 8	SF: 0	2B: 2	SAC: 0	3B: 0	DP: 1	HR: 2	HBP: 0	WP: 2	PA: 42
--------------	------	------	------	------	------	------	------	------	------	------	------	------	------	------	------	------	------	------	------	------	------	------	------	------	------	------	------	------	------	------	------	------	------	------	------	------	------	------	------	------	------	------	------	------	------	-------	-------	-------	--------	-------	-------	-------	--------	-------	--------

PITCHER	IP	WLS	BF	H	R	ER	SO	BB	IBB	HBP	BLK	WP	HR	S	P	ERA	WHIP
Ron Darling, R ERA: 12.46 (1, 1)	4.1		24	8	6	6	5	3	0	0	1	1	0	31	43	12.46	2.538
Bob Ojeda, L ERA: 2.7 (5, 1)	3.1	W	12	2	1	1	3	0	0	0	0	1	0	18	18	2.70	0.600
Roger McDowell, R ERA: (8, 1)	1.0		5	2	0	0	0	1	0	0	0	0	0	4	8	0.00	3.000
Jesse Orosco, L ERA: (9, 1)	0.1	S	1	0	0	0	0	0	0	0	0	0	0	1	1	0.00	0.000


**BOTTOM**

**New York Mets @ Philadelphia Phillies**  
Veterans Stadium, Philadelphia, PA

Fri Apr 11 1986, 6:05 PM EST  
Att. 36,190 - Unknown

livebaseballscorecards.com

AB	38
R	7
H	12
RBI	6
BB	4
SO	8
LOB	16





Batter	1	2	3	4	5	6	7	8	9	10	11	12	13	14	AB R H RBI BB SO LOB	TOP															
Lenny Dykstra, L (1, 8) OBP: 0.500, SLG: 0.385	0-0 E S 4-3 1B		0-0 F8		0-0 FC4-6 1B		0-0 SH	0-0 2B 1B		4-0 WP BB		0-0 SH1-3		0-0 1B 1B	5 1 4 2 1 0 1																
Tim Teufel, R (1, 4) OBP: 0.375, SLG: 0.429 (9, 5)	0-0 4-3 1-H		0-0 FC5-4 FC4-6 1-2f		0-0 FC4-6 1-2f		0-0 F2	0-0 1-3 2-H 3-H 2B		4-0 G6-4-3 BB		0-0 FC6-5		0-0 1-3 2-H 1B	7 0 2 3 1 0 6																
Keith Hernandez, L (1, 3) OBP: 0.333, SLG: 0.375	0-0 F7		0-0 FC4-6 1-2f			0-3 K	0-0 L9	1-0 HBP		0-0 G6-4-3 1-2f		0-0 4-3		0-0 G3-6-3 1-2f	7 0 0 0 0 1 10																
Gary Carter, R (1, 2) OBP: 0.375, SLG: 0.571	0-0 5-3			0-0 F7		0-0 G4-6-3 1B		0-0 F7 1B		4-0 G6-3 BB			0-0 L7		6 1 2 0 1 0 3																
Darryl Strawberry, L (1, 9) OBP: 0.375, SLG: 0.333		0-3 K		0-3 K		0-0 G4-6-3 1-2f		0-3 K	0-0 F9		0-0 G6-3 1-2f		4-0 FC6-4 BB		6 0 0 0 1 3 3																
George Foster, R (1, 7) OBP: 0.364, SLG: 0.455		0-3 K		0-0 1B			0-0 5-3	0-0 2B 1B	0-0 F3		0-0 BB 1B		0-0 FC6-4 1-2f		7 1 3 0 0 1 1																
Ray Knight, R (1, 5) OBP: 0.600, SLG: 1.400 Jesse Orosco, R (9, 1) Randy Niemann, L (12, 1)		0-0 HR		0-0 1-3			0-0 E5 1B 1B	0-0 1-3 2-H 1B 2B	0-0 1-3		4-0 BB		0-0 F5		5 3 3 2 0 0 1 0 0 0 0 1 0 0 1 0 0 0 0 0 1	AB 56 R 8 H 19 RBI 8 BB 7 SO 7 LOB 31															
Rafael Santana, R (1, 6) OBP: 0.200, SLG: 0.154		0-0 6-3			0-0 F7		0-0 SH 1B 1B	4-0 1B 2B IBB		0-0 6-3		0-0 3-1		0-3 K	6 1 1 0 1 1 2																
Sid Fernandez, L (1, 1) OBP: 0.500, SLG: 0.500 Ed Lynch, R (5, 1) Kevin Mitchell, R (7, 9) Danny Heep, L (7, 9) Bruce Berenyi, R (7, 1) Howard Johnson, S (8, 9) OBP: 0.484, SLG: 0.520 Roger McDowell, R (8, 1) Wally Backman, S (9, 4) OBP: 0.417, SLG: 0.300			0-0 FC5-4 1B		0-0 4-3		0-0 SH 1B	0-3 K		4-0 WP BB BB		0-0 FC6-5 SH1-3 1B		0-0 1B 1B	2 0 1 0 0 0 0 0 0 0 0 0 0 0 0 0 0 0 0 0 0 1 0 1 1 0 0 0 0 0 0 0 0 0 0 1 0 0 0 0 0 1 0 0 0 0 0 0 0 2 1 2 0 1 0 0																
<b>Inning Stats</b>	R: 1 E: 0 K: 0 S: 4	H: 1 LOB: 0 BB: 0 P: 4	R: 1 E: 0 K: 2 S: 8	H: 1 LOB: 0 BB: 0 P: 8	R: 0 E: 0 K: 4 S: 4	H: 1 LOB: 1 BB: 0 P: 4	R: 0 E: 0 K: 1 S: 6	H: 1 LOB: 1 BB: 0 P: 6	R: 0 E: 0 K: 0 S: 4	H: 1 LOB: 1 BB: 0 P: 4	R: 0 E: 0 K: 1 S: 5	H: 0 LOB: 0 BB: 0 P: 3	R: 0 E: 0 K: 0 S: 3	H: 1 LOB: 2 BB: 2 P: 11	R: 0 E: 0 K: 0 S: 4	H: 1 LOB: 1 BB: 0 P: 4	R: 0 E: 0 K: 1 S: 7	H: 0 LOB: 1 BB: 0 P: 7	R: 0 E: 0 K: 1 S: 7	H: 3 LOB: 1 BB: 0 P: 7	1B: 16 2B: 2 3B: 0 HR: 1	SF: 0 SAC: 2 DP: 4 HBP: 1	WP: 1 PB: 0 SB: 1 CS: 0	PA: 66							
<b>PITCHER</b>	IP WLS BF H R ER SO BB IBB HBP BLK WP HR S P ERA WHIP	IP WLS BF H R ER SO BB IBB HBP BLK WP HR S P ERA WHIP															IP WLS BF H R ER SO BB IBB HBP BLK WP HR S P ERA WHIP														
Steve Carlton, L (1, 1) ERA: 3.71	6.1	26	8	3	3	4	0	0	0	0	0	0	0	0	0	4.26	1.263														
Kent Tekulve, R (7, 1) ERA:	0.1	3	1	0	0	0	0	0	0	0	0	0	0	0	0	0.00	3.000														
Don Carman, L (7, 1) ERA: 12.0	1.0	5	4	4	2	0	0	1	1	0	0	0	0	0	0	36.00	5.000														
Dave Stewart, R (8, 1) ERA:	0.1	1	0	0	0	0	0	0	0	0	0	0	0	0	0	0.00	0.000														
Steve Bedrosian, R (9, 1) ERA: 6.0	1.0	3	0	0	0	0	0	0	0	0	0	0	0	0	0	0.00	0.000														
Dave Rucker, L (10, 1) ERA:	1.2	9	1	0	0	0	0	0	0	0	0	0	0	0	0	0.00	3.600														
Larry Andersen, R (11, 1) ERA: 1.8	2.1	9	1	0	0	0	1	0	0	0	0	0	0	0	0	0.00	0.857														
Charles Hudson, R (14, 1) ERA: 2.25	1.0	5	3	1	1	1	0	0	0	0	0	0	0	0	0	9.00	3.000														

New York Mets @ Philadelphia Phillies  
Veterans Stadium, Philadelphia, PA  
Sat Apr 12 1986, 3:33 AM EST  
Att. 22,737 - Unknown

livebaseballscores.com





Batter	1	2	3	4	5	6	7	8	9	10	11	12	13	14	AB	R	H	RBI	BB	SO	LOB	BOTTOM
Gary Redus, R (1, 7) OBP: 0.417, SLG: 0.400	F8		FC4-6 BB	K		K		1B 1B	BB BB		F8		BB IBB		5	0	1	0	3	2	4	<b>New York Mets @ Philadelphia Phillies</b> Veterans Stadium, Philadelphia, PA Sat Apr 12 1986, 3:33 AM EST Att. 22,737 - Unknown <a href="http://livebaseballscorecards.com">livebaseballscorecards.com</a>
Milt Thompson, L (1, 8) OBP: 0.118, SLG: 0.118	K		FC4-6 BB					F7	K		SH1-3				6	2	2	0	0	2	5	
Dave Rucker, L (10, 1)	K		FC4-6 BB						K						0	0	0	0	0	0	0	
Larry Andersen, R (11, 1)	K		1B BB						K						0	0	0	0	0	0	0	
Darren Daulton, L (13, PH) OBP: 0.444, SLG: 0.667			1B BB						K						0	0	0	0	1	0	0	
Charles Hudson, S (14, 1)			1B BB						K						0	0	0	0	0	0	0	
Juan Samuel, R (1, 4) OBP: 0.375, SLG: 0.357	F8		1B BB						F3						1	0	0	0	1	0	0	
Luis Aguayo, R (5, PH) OBP: 0.286, SLG: 0.167	F8		1B BB						F3						6	0	1	0	0	1	9	
Mike Schmidt, R (1, 3) OBP: 0.500, SLG: 0.611		F9	FC6-4 1B					F9							7	2	4	2	1	0	2	
Glenn Wilson, R (1, 9) OBP: 0.318, SLG: 0.188			FC6-4					F8	E3 BB				G1-6-3 1B		5	2	1	0	3	0	4	
John Russell, R (1, 2) OBP: 0.500, SLG: 0.692		F4	BB					FC4-6 1B	K				4-3		7	0	3	2	1	2	3	
Rick Schu, R (1, 5)		F9						FC4-6 1B	K						3	0	0	0	0	1	4	
Von Hayes, L (7, PH) OBP: 0.368, SLG: 0.588		F9						FC4-6 FC6-4	BB					1-3	3	1	0	1	2	0	3	
Steve Jeltz, S (1, 6) OBP: 0.500, SLG: 0.467			FC4-6 SH1-4 1B BB					FC6-4							6	2	3	3	2	0	5	
Steve Carlton, L (1, 1)			SH1-4					FC6							2	0	0	0	0	0	2	
Kent Tekulak, R (1, 1)			SH1-4					5-3							0	0	0	0	0	0	0	
Don Carman, L (1, 1)			SH1-4					5-3							0	0	0	0	0	0	0	
Dave Stewart, R (1, 1)			SH1-4					5-3							0	0	0	0	0	0	0	
Greg Gross, L (1, 1)			SH1-4					5-3							0	0	0	0	0	0	0	
Steve Bedrosian, R (1, 1)			SH1-4					5-3							0	0	0	0	0	0	0	
Joe Lefebvre, L (1, 1)			SH1-4					5-3							0	0	0	0	0	0	0	
Garry Modina, R (1, 1)			SH1-4					5-3							0	0	0	0	0	0	0	
Garry Modina, R (1, 1)			SH1-4					5-3							0	0	0	0	0	0	0	

<b>Inning Stats</b>	R: 0 E: 0 K: 1 S: 5	H: 0 LOB: 0 BB: 0 P: 5	R: 0 E: 0 K: 0 S: 3	H: 0 LOB: 1 BB: 1 P: 7	R: 2 E: 0 K: 0 S: 4	H: 1 LOB: 2 BB: 3 P: 16	R: 0 E: 0 K: 2 S: 8	H: 0 LOB: 2 BB: 1 P: 12	R: 2 E: 0 K: 1 S: 7	H: 2 LOB: 2 BB: 2 P: 15	R: 0 E: 0 K: 1 S: 5	H: 1 LOB: 0 BB: 0 P: 6	R: 0 E: 0 K: 0 S: 5	H: 2 LOB: 2 BB: 0 P: 5	R: 0 E: 0 K: 1 S: 5	H: 0 LOB: 1 BB: 1 P: 9	R: 0 E: 0 K: 0 S: 4	H: 1 LOB: 2 BB: 1 P: 8	R: 0 E: 0 K: 0 S: 3	H: 1 LOB: 0 BB: 0 P: 3	R: 0 E: 0 K: 0 S: 4	H: 1 LOB: 3 BB: 2 P: 12	R: 2 E: 0 K: 0 S: 4	H: 4 LOB: 3 BB: 1 P: 8	1B: 16 2B: 0 3B: 1 HR: 0	SF: 0 SAC: 2 DP: 1 HBP: 0	WP: 0 PB: 0 SB: 2 CS: 0	PA: 71
<b>PITCHER</b>	<b>Sid Fernandez, L</b> (1, 1) ERA: 8.31	IP: 4.1 WLS: 23 BF: 4 H: 4 R: 0 ER: 4 SO: 4 BB: 7 IBB: 0 HBP: 0 BLK: 0 WP: 0 HR: 0 S: 24 P: 52 ERA: 8.31 WHIP: 2.077	<b>Ed Lynch, R</b> (5, 1) ERA:	IP: 1.2 WLS: 7 BF: 2 H: 2 R: 0 ER: 0 SO: 1 BB: 0 IBB: 0 HBP: 0 BLK: 0 WP: 0 HR: 0 S: 9 P: 9 ERA: 0.00 WHIP: 1.200	<b>Bruce Berenyi, R</b> (7, 1) ERA:	IP: 1.0 WLS: 5 BF: 2 H: 2 R: 0 ER: 0 SO: 0 BB: 0 IBB: 0 HBP: 0 BLK: 0 WP: 0 HR: 0 S: 5 P: 5 ERA: 0.00 WHIP: 2.000	<b>Roger McDowell, R</b> (8, 1) ERA: 7.71	IP: 1.1 WLS: 9 BF: 3 H: 3 R: 3 ER: 2 SO: 1 BB: 1 IBB: 0 HBP: 0 BLK: 0 WP: 0 HR: 0 S: 10 P: 14 ERA: 13.50 WHIP: 3.000	<b>Jesse Orosco, L</b> (9, 1) ERA:	IP: 2.2 WLS: 13 BF: 2 H: 2 R: 0 ER: 0 SO: 2 BB: 3 IBB: 0 HBP: 0 BLK: 0 WP: 0 HR: 0 S: 14 P: 26 ERA: 0.00 WHIP: 1.875	<b>PITCHER</b>	<b>Randy Niemann, L</b> (12, 1) ERA: 9.0	IP: 2.0 WLS: L BF: 14 H: 6 R: 2 ER: 2 SO: 0 BB: 2 IBB: 1 HBP: 0 BLK: 0 WP: 0 HR: 0 S: 11 P: 23 ERA: 9.00 WHIP: 4.000															





Batter	1	2	3	4	5	6	7	8	9	AB R H RBI BB SO LOB	TOP										
Lenny Dykstra, L (1, 8) OBP: 0.450, SLG: 0.353	0-3 K		0-0 6-3			0-0 FC6-4 1B		0-0 L9		4 0 1 0 0 1 0											
Tim Teufel, R (1, 4) OBP: 0.333, SLG: 0.364	0-0 CS 1B			0-0 5-3		0-0 FC6-4 1B		0-0 F7		4 0 1 0 0 0 1											
Keith Hernandez, L (1, 3) OBP: 0.455, SLG: 0.526	4-0 1-2 BB			0-0 1B 1B		0-0 1-2 G6-4-3 1B		0-0 2B		3 1 3 0 1 0 0											
Gary Carter, R (1, 2) OBP: 0.350, SLG: 0.556	0-0 F8			0-0 F8		0-0 1-2f G6-4-3		0-0 2-H 2B		4 0 1 1 0 0 4											
Darryl Strawberry, L (1, 9) OBP: 0.350, SLG: 0.313		0-0 3-1		0-0 1-3 1B		0-0 4-3		0-0 4-3		4 0 1 0 0 0 1											
George Foster, R (1, 7) OBP: 0.333, SLG: 0.400		0-0 F3		0-0 1-3		0-0 1B 1B		0-0 L9		4 0 1 0 0 0 2											
Ray Knight, R (1, 5) OBP: 0.556, SLG: 1.333		0-0 F9			0-0 F9		0-0 1-2 1B		0-0 HR	4 1 2 1 0 0 0											
Rafael Santana, R (1, 6) OBP: 0.158, SLG: 0.118			0-0 F8		0-0 F9		0-0 F9		0-0 F9	4 0 0 0 0 0 2											
Rick Aguilera, R (1, 1)			0-0 1-3		0-0 4-3		0-0 F8		0-0 F9	2 0 0 0 0 0 0											
Kevin Mitchell, R (7, PH)										1 0 0 0 0 0 2											
Bob Ojeda, L (7, 1)										0 0 0 0 0 0 0											
Wally Backman, S (9, PH) OBP: 0.385, SLG: 0.273										1 0 0 0 0 0 0											
<b>Inning Stats</b>	R: 0 E: 0 K: 1 S: 5	H: 1 LOB: 1 BB: 1 P: 9	R: 0 E: 0 K: 0 S: 3	H: 0 LOB: 0 BB: 0 P: 3	R: 0 E: 0 K: 0 S: 3	H: 2 LOB: 2 BB: 0 P: 5	R: 0 E: 0 K: 0 S: 3	H: 0 LOB: 0 BB: 0 P: 3	R: 0 E: 0 K: 0 S: 4	H: 2 LOB: 1 BB: 0 P: 4	R: 0 E: 0 K: 0 S: 5	H: 2 LOB: 2 BB: 0 P: 5	R: 1 E: 0 K: 0 S: 5	H: 2 LOB: 1 BB: 0 P: 5	R: 1 E: 0 K: 0 S: 4	H: 1 LOB: 0 BB: 0 P: 4	1B: 7 2B: 2 3B: 0 HR: 1	SF: 0 SAC: 0 DP: 1 HBP: 0	WP: 0 PB: 0 SB: 0 CS: 1	PA: 36	
<b>PITCHER</b> Shane Rawley, L (1, 1) ERA: 1.5	IP 9.0	WLS W	BF 36	H 10	R 2	ER 2	SO 1	BB 1	IBB 0	HBP 0	BLK 0	WP 0	HR 1	S 37	P 41	ERA 2.00	WHIP 1.222				
<b>PITCHER</b>	IP	WLS	BF	H	R	ER	SO	BB	IBB	HBP	BLK	WP	HR	S	P	ERA	WHIP				

**New York Mets @ Philadelphia Phillies**  
**Veterans Stadium, Philadelphia, PA**  
 Sun Apr 13 1986, 3:33 AM EST  
 Att: 27,691 - Unknown

[livebaseballscorecards.com](http://livebaseballscorecards.com)

<b>AB</b>	35
<b>R</b>	2
<b>H</b>	10
<b>RBI</b>	2
<b>BB</b>	1
<b>SO</b>	1
<b>LOB</b>	12



Batter	1	2	3	4	5	6	7	8	9
<b>Gary Redus, R</b> OBP: 0.429, SLG: 0.522 (1, 7) X	0-0 5-3 ①		0-0 HR		0-0 F1		4-0 IBB		
<b>Milt Thompson, L</b> OBP: 0.095, SLG: 0.095 (1, 8) S S S	0-3 K		0-3 K			0-3 K	0-0 1-3		
<b>Von Hayes, L</b> OBP: 0.391, SLG: 0.550 (1, 3) B B B	4-0 BB			0-0 G3		0-0 2B 1B		0-0 F4	
<b>Mike Schmidt, R</b> OBP: 0.462, SLG: 0.545 (1, 5) S S S	0-3 K			0-0 6-3		0-0 F8		0-0 G6-4-3 1B	
<b>Glenn Wilson, R</b> OBP: 0.346, SLG: 0.263 (1, 9) X		0-0 F6		4-0 HR BB		0-0 2B		0-0 G6-4-3 1B	
<b>Darren Daulton, L</b> OBP: 0.417, SLG: 0.889 (1, 2) X		0-0 5-3		0-0 HR		0-0 F9			
<b>Luis Aguayo, R</b> OBP: 0.200, SLG: 0.111 (1, 4) X		0-0 F6		0-0 F7			0-0 5-3		
<b>Steve Jeltz, S</b> OBP: 0.478, SLG: 0.444 (1, 6) S S S			0-3 K		0-0 5-3		0-0 SH5-4 1B		
<b>Shane Rawley, R</b> (1, 1) X			0-0 F9		0-3 K		0-0 SH5-4		

Inning Stats	R: 0	H: 0	E: 0	LOB: 1	K: 2	P: 7	R: 0	H: 0	E: 0	LOB: 0	K: 0	P: 3	R: 0	H: 0	E: 0	LOB: 0	K: 2	P: 3	R: 1	H: 1	E: 0	LOB: 0	K: 2	P: 8	R: 2	H: 1	E: 0	LOB: 0	K: 0	P: 8	R: 0	H: 0	E: 0	LOB: 0	K: 1	P: 5	R: 1	H: 2	E: 0	LOB: 1	K: 1	P: 7	R: 0	H: 1	E: 0	LOB: 2	K: 0	P: 8	R: 0	H: 1	E: 0	LOB: 0	K: 0	P: 3	
	3	1	1	1	1	0	0	4	0	0	0	3	3	1	1	1	1	0	1	3	1	1	1	0	0	3	1	1	1	0	1	0	1	3	1	1	2	0	0	1	2	3	1	1	1	1	0	1	3	1	1	2	0	0	1

PITCHER	IP	WLS	BF	H	R	ER	SO	BB	IBB	HBP	BLK	WP	HR	S	P	ERA	WHIP
<b>Rick Aguilera, R</b> ERA: 6.0 (1, 1)	6.0	L	24	4	4	4	6	2	0	0	0	0	2	34	42	6.00	1.000
<b>Bob Ojeda, L</b> ERA: 1.69 (7, 1)	2.0		8	2	0	0	0	2	1	0	0	0	0	7	11	0.00	1.000

**BOTTOM**

**New York Mets @ Philadelphia Phillies**  
Veterans Stadium, Philadelphia, PA  
Sun Apr 13 1986, 3:33 AM EST  
Att. 27,691 - Unknown

<b>AB</b>	<b>28</b>
<b>R</b>	<b>4</b>
<b>H</b>	<b>6</b>
<b>RBI</b>	<b>4</b>
<b>BB</b>	<b>3</b>
<b>SO</b>	<b>6</b>
<b>LOB</b>	<b>6</b>



WP	HR	S	P	ERA	WHIP
0	0	0	32	0	0



Batter	1	2	3	4	5	6	7	8	9	10	AB R H RBI BB SO LOB	TOP
R.J. Reynolds, S (1, 7) OBP: 0.409, SLG: 0.667	0-0 CI 1B		0-0 5-3		0-0 F8			0-0 F7		0-0 1B 2B	5 1 2 1 0 0 0	Pittsburgh Pirates @ Philadelphia Phillies Veterans Stadium, Philadelphia, PA Mon Apr 14 1986 6:05 PM EST Att. 16,200 - Unknown
Joe Orsulak, L (1, 8) OBP: 0.409, SLG: 0.529	0-0 F9		0-0 1B 2B		0-3 K			0-0 F8		0-0 G6-3 1B	5 1 2 1 0 1 1	
Johnny Ray, S (1, 4) OBP: 0.476, SLG: 0.782	0-1 CI 1-2		0-0 2-H 1B		0-0 4-3			0-0 4-3		0-0 G6-3 1-2f	4 0 1 1 0 0 1	
Sid Bream, L (1, 3) OBP: 0.231, SLG: 0.182	0-0 F6		0-0 F9		0-3 K			0-0 3-1			4 0 0 0 0 1 3	
Mike Brown, R (1, 9) OBP: 0.313, SLG: 0.500	0-0 F9		0-3 K		0-0 1B			0-0 2-3 1B			4 0 2 0 0 1 2	
Tony Peña, R (1, 2) OBP: 0.250, SLG: 0.211		0-0 F8		0-0 5-3 1B			0-0 5-3		0-0 2-3		4 0 1 0 0 0 2	
Jim Morrison, R (1, 5) OBP: 0.158, SLG: 0.059		0-0 F3		0-0 5-3 1-2			0-0 F8		0-3 K		4 0 0 0 0 1 2	
Sam Khalifa, R (1, 6) OBP: 0.200, SLG: 0.111 Lee Mazzilli, S (10, PH) OBP: 0.556, SLG: 0.200 Jim Winn, R (10, 1)		0-0 F8		0-0 F4			0-0 6-3		0-0 F6		3 0 0 0 0 0 1 1 0 0 0 0 0 0 0 0 0 0 0 0 0	
Mike Bielecki, R (1, 1) Pat Clements, R (6, 1) Cecilio Guante, R (8, 1) Steve Kemp, L (10, PH) Rafael Belliard, R (10, PR) OBP: 0.333, SLG: 0.333			0-3 K		0-3 K		0-0 F7		4-0 2B BB		2 0 0 0 0 2 0 1 0 0 0 0 0 0 0 0 0 0 0 0 0 0 0 0 0 1 0 0 0 1 0 0 0 0 0	
<b>Inning Stats</b>	R: 0 H: 1 E: 1 LOB: 2 K: 0 BB: 0 S: 5 P: 5	R: 0 H: 0 E: 0 LOB: 0 K: 0 BB: 0 S: 3 P: 3	R: 1 H: 2 E: 0 LOB: 1 K: 1 BB: 0 S: 7 P: 7	R: 0 H: 1 E: 0 LOB: 1 K: 1 BB: 0 S: 6 P: 6	R: 0 H: 0 E: 0 LOB: 0 K: 2 BB: 0 S: 7 P: 7	R: 0 H: 1 E: 0 LOB: 1 K: 1 BB: 0 S: 6 P: 6	R: 0 H: 0 E: 0 LOB: 0 K: 0 BB: 0 S: 3 P: 3	R: 0 H: 0 E: 0 LOB: 0 K: 0 BB: 0 S: 3 P: 3	R: 0 H: 1 E: 0 LOB: 1 K: 1 BB: 0 S: 6 P: 6	R: 2 H: 2 E: 0 LOB: 1 K: 0 BB: 1 S: 4 P: 8	1B: 6 SF: 0 2B: 2 SAC: 0 3B: 0 DP: 1 HR: 0 HBP: 0	
<b>PITCHER</b> Kevin Gross, R (1, 1) ERA: 5.56 Steve Bedrosian, R (10, 1) ERA: 9.0	IP WLS BF H R ER SO BB IBB HBP BLK WP HR S P ERA WHIP											
	9.0 34 6 1 1 6 0 0 0 0 0 0 0 46 1.00 0.667											
	1.0 5 2 2 2 0 1 0 0 0 0 0 0 4 18.00 3.000											

AB	37
R	3
H	8
RBI	3
BB	1
SO	6
LOB	12



BOTTOM

Pittsburgh Pirates @ Philadelphia Phillies  
Veterans Stadium, Philadelphia, PA

Mon Apr 14 1986, 6:05 PM EST  
Att: 16,200 - Unknown

livebaseballscorecards.com

AB	36
R	1
H	9
RBI	1
BB	3
SO	8
LOB	17



AB R H RBI BB SO LOB

5	0	2	0	0	1	1
4	0	2	1	0	1	0
5	0	0	0	0	0	4
4	0	0	0	1	1	1
4	0	1	0	0	2	2
3	0	2	0	1	1	0
4	0	0	0	0	1	4
4	0	1	0	0	1	3
3	1	1	0	0	0	2
0	0	0	0	1	0	0
0	0	0	0	0	0	0
0	0	0	0	0	0	0

1B:	7	SF:	1
2B:	2	SAC:	0
3B:	0	DP:	1
HR:	0	HBP:	0

WP:	0	PA:	41
PB:	0		
SB:	2		
CS:	1		

Batter	1	2	3	4	5	6	7	8	9	10
Gary Redus, R (1, 7) OBP: 0.424, SLG: 0.536	0-3 K		X 0-0 1B S 1B		X 0-0 1-3 2B		X 0-0 1-3		X 0-0 F5	
Milt Thompson, L (1, 8) OBP: 0.154, SLG: 0.160	0-0 S 1B		X 0-0 1-3 1B		X 0-0 SF7		0-3 K		0-0 CS	0-0 1-3
Von Hayes, L (1, 3) OBP: 0.321, SLG: 0.440	0-0 F7		X 0-0 G3		X 0-0 F7		X 0-0 F6			0-0 F7
Mike Schmidt, R (1, 5) OBP: 0.419, SLG: 0.462	0-3 K			X 0-0 5-3	4-0 FC5 BB			X 0-0 F5		0-0 F8
Glenn Wilson, R (1, 9) OBP: 0.333, SLG: 0.261		0-3 K		X 0-0 BB 1B	4-0 FC5			0-3 K		
Darren Daulton, L (1, 2) OBP: 0.500, SLG: 0.917		0-3 K		4-0 1-2 BB		X 0-0 1B		0-0 2B		
Luis Aguayo, R (1, 4) OBP: 0.143, SLG: 0.077		0-3 K		X 0-0 F8		X 0-0 F4		X 0-0 F7		
Steve Jeltz, S (1, 6) OBP: 0.444, SLG: 0.409			X 0-0 B3-6-4 1B	X 0-0 4-3		0-3 K			X 0-0 G3	
Kevin Gross, R (1, 1) OBP: 0.250, SLG: 0.250			X 0-0 B3-6-4		X 0-0 2B SF7 1B	X 0-0 F9			4-0 CS BB	
Joe Lefebvre, L (9, PH)										
Garry Maddox, R (9, PR)										
Steve Bedrosian, R (10, 1)										

Inning Stats	R: 0	H: 1	E: 0	K: 2	S: 8	R: 0	H: 0	E: 0	K: 3	S: 9	R: 0	H: 3	E: 0	K: 0	S: 5	R: 0	H: 1	E: 0	K: 0	S: 4	R: 1	H: 2	E: 0	K: 0	S: 5	R: 0	H: 1	E: 0	K: 1	S: 6	R: 0	H: 0	E: 0	K: 1	S: 5	R: 0	H: 1	E: 0	K: 1	S: 6	R: 0	H: 1	E: 0	K: 1	S: 6	R: 0	H: 0	E: 0	K: 1	S: 5	R: 0	H: 1	E: 0	K: 0	S: 2	R: 0	H: 0	E: 0	K: 0	S: 3	1B: 7	2B: 2	3B: 0	HR: 0	SF: 1	SAC: 0	DP: 1	HBP: 0	WP: 0	PA: 41
--------------	------	------	------	------	------	------	------	------	------	------	------	------	------	------	------	------	------	------	------	------	------	------	------	------	------	------	------	------	------	------	------	------	------	------	------	------	------	------	------	------	------	------	------	------	------	------	------	------	------	------	------	------	------	------	------	------	------	------	------	------	-------	-------	-------	-------	-------	--------	-------	--------	-------	--------

PITCHER	IP	WLS	BF	H	R	ER	SO	BB	IBB	HBP	BLK	WP	HR	S	P	ERA	WHIP
Mike Bielecki, R (1, 1) ERA: 1.8	5.0		23	7	1	1	5	2	0	0	0	0	0	31	39	1.80	1.800
Pat Clements, L (6, 1) ERA: 3.86	2.0		7	1	0	0	2	0	0	0	0	0	0	11	11	0.00	0.500
Cecilio Guante, R (8, 1) ERA:	2.0	W	7	1	0	0	1	1	0	0	0	0	0	8	12	0.00	1.000
Jim Winn, R (10, 1) ERA:	1.0	S	3	0	0	0	0	0	0	0	0	0	0	3	3	0.00	0.000



Batter	1	2	3	4	5	6	7	8	9	AB R H RBI BB SO LOB	TOP											
Gary Redus, R (1, 7) OBP: 0.405, SLG: 0.500	0-3 K		0-0 F8			0-0 5-3		0-0 WP S 1B		4 0 1 0 0 1 0	<b>Philadelphia Phillies @ New York Mets</b> Shea Stadium, Flushing, NY Fri Apr 18 1986, 6:05 PM EST Att. 26,906 - Unknown											
Milt Thompson, L (1, 8) OBP: 0.167, SLG: 0.276	0-0 HR		0-3 K			0-0 F7		0-3 K 1-2		4 1 1 1 0 2 1												
Von Hayes, L (1, 3) OBP: 0.281, SLG: 0.379	0-0 3-1				0-0 3-1			0-0 F2 2-3		4 0 0 0 0 0 1												
Mike Schmidt, R (1, 5) OBP: 0.429, SLG: 0.567	0-0 HR				0-0 F9		0-0 HBP 1B		0-0 5-3	4 1 2 1 0 0 0												
Glenn Wilson, R (1, 9) OBP: 0.324, SLG: 0.231	0-0 F9				0-0 5-3		1-0 HBP		0-3 K	3 0 0 0 0 1 0												
John Russell, R (1, 2) OBP: 0.444, SLG: 0.563		4-0 BB G4-6-3			0-0 6-3		0-3 K		0-3 K	3 0 0 0 1 2 2												
Luis Aguayo, R (1, 4) OBP: 0.125, SLG: 0.067		0-0 G4-6-3			0-0 6-3		0-0 F9			2 0 0 0 0 0 1												
Joe Lefebvre, L (7, PH)		1-2f								1 0 0 0 0 0 2												
Greg Legg, R (7, 4)										0 0 0 0 0 0 0												
Steve Jeltz, S (1, 6) OBP: 0.433, SLG: 0.400		0-3 K			0-0 FC4-6 1B		0-0 F9			3 0 1 0 0 1 2												
Steve Carlton, L (1, 1)			0-0 G3			0-0 FC4-6 1-2f		0-3 K		2 0 0 0 0 0 1												
Kent Tekulve, R (7, 1)										0 0 0 0 0 0 0												
Garry Maddox, R (8, PH) OBP: 0.500, SLG: 0.500										1 0 0 0 0 1 0												
Don Carman, L (8, 1)										0 0 0 0 0 0 0												
<b>Inning Stats</b>	R: 2 E: 0 K: 1 S: 7	H: 2 LOB: 0 BB: 0 P: 7	R: 0 E: 0 K: 1 S: 4	H: 0 LOB: 0 BB: 1 P: 8	R: 0 E: 0 K: 1 S: 5	H: 0 LOB: 0 BB: 0 P: 5	R: 0 E: 0 K: 0 S: 3	H: 0 LOB: 0 BB: 0 P: 3	R: 0 E: 0 K: 0 S: 4	H: 1 LOB: 1 BB: 0 P: 4	R: 0 E: 0 K: 0 S: 3	H: 0 LOB: 0 BB: 0 P: 3	R: 0 E: 0 K: 1 S: 6	H: 1 LOB: 2 BB: 0 P: 7	R: 0 E: 0 K: 2 S: 8	H: 1 LOB: 1 BB: 0 P: 8	R: 0 E: 0 K: 2 S: 7	H: 0 LOB: 0 BB: 0 P: 7	1B: 3 2B: 0 3B: 0 HR: 2	SF: 0 SAC: 0 DP: 1 HBP: 1	WP: 1 PB: 0 SB: 1 CS: 0	PA: 33
<b>PITCHER</b>	IP WLS BF H R ER SO BB IBB HBP BLK WP HR S P ERA WHIP																					
Ron Darling, R (1, 1) ERA: 6.35	7.0 W 26 4 2 2 4 1 0 1 0 0 2 32 37 2.57 0.714																					
Jesse Orosco, L (8, 1) ERA:	2.0 S 7 1 0 0 4 0 0 0 0 1 0 15 15 0.00 0.500																					

livebaseballscorecards.com

AB	31
R	2
H	5
RBI	2
BB	1
SO	8
LOB	10



Batter	1	2	3	4	5	6	7	8	9
Lenny Dykstra, L OBP: 0.387, SLG: 0.296 (1, 8) X	0-0 PB WP BB 1B	0-3 K		0-3 K			0-0 6-3	0-0 F7	
Tim Teufel, R OBP: 0.227, SLG: 0.211 (1, 4) S S S	0-3 K 1-2	0-3 K			0-3 K		0-3 K		
Keith Hernandez, L OBP: 0.433, SLG: 0.462 (1, 3) B B B B	4-0 BB BB 1B 2-3 BB	0-0 G3			0-0 4-3		0-0 BB BB 1B 1B		
Gary Carter, R OBP: 0.400, SLG: 0.480 (1, 2) B B B B	4-0 BB BB 1B 1-2 BB		0-0 F7		0-0 5-3		0-0 BB BB 1B 1-2 BB		
Darryl Strawberry, L OBP: 0.414, SLG: 0.318 (1, 9) B B B B	4-0 1B BB 1-2 BB 2-3 3-H		0-0 BB 1B		4-0 CS BB BB		4-0 1B BB 1-2 BB 2-3		
George Foster, R OBP: 0.333, SLG: 0.318 (1, 7) S S S S	0-3 K		4-0 BB BB 1B 1-2 BB G6-4-3		0-0 4-3		0-0 1-3 BB 1B 1-3 2-H 3-H		
Ray Knight, R OBP: 0.438, SLG: 0.867 Jesse Orosco, R (8, 1) X	0-0 BB 1B 1-3 BB 2-H 3-H		0-0 G6-4-3 1-2		0-3 K		0-0 F9		
Rafael Santana, R OBP: 0.214, SLG: 0.087 (1, 6) B B B B	4-0 BB BB 1-2 BB		0-0 F9		4-0 IBB		0-3 K		
Ron Darling, R Howard Johnson, S (8, 5) S S S S	0-3 K		0-3 K		0-0 5-3		0-3 K		

AB	R	H	RBI	BB	SO	LOB
5	1	1	0	0	2	0
4	0	0	0	0	4	1
3	2	1	0	1	0	0
3	2	1	0	1	0	0
1	0	1	1	3	0	0
3	0	1	2	1	1	4
4	0	1	2	0	1	5
0	0	0	0	0	0	0
2	0	0	0	2	1	0
3	0	0	0	0	2	5
1	0	0	0	0	1	0

AB	R	H	RBI	BB	SO	LOB
29	5	6	5	8	12	15

WP	PA
1	37

Inning Stats	R	H	E	K	S	H	LOB	BB	P	R	H	E	K	S	H	LOB	BB	P
1	3	2	0	3	11	2	3	4	27	0	0	0	2	7	0	0	0	7
2	0	0	0	2	7	0	0	0	7	0	0	0	0	0	0	0	0	7
3	0	1	0	0	3	1	1	1	7	0	0	0	2	0	0	0	0	7
4	0	0	0	2	7	0	0	0	7	0	0	0	0	0	0	0	0	7
5	0	0	0	1	5	0	0	0	5	0	0	0	2	0	0	0	0	5
6	0	0	0	1	5	0	2	2	13	0	0	0	2	0	0	0	0	13
7	2	3	0	1	8	3	2	1	12	0	0	0	1	0	0	0	0	12
8	0	0	0	2	7	0	0	0	7	0	0	0	0	0	0	0	0	7
9	0	0	0	0	0	0	0	0	0	0	0	0	0	0	0	0	0	0

PITCHER	IP	WLS	BF	H	R	ER	SO	BB	IBB	HBP	BLK	WP	HR	S	P	ERA	WHIP
Steve Carlton, L ERA: 7.94 (1, 1)	6.2	L	32	5	5	5	10	7	1	0	0	1	0	44	76	6.75	1.800
Kent Tekulve, R ERA: (7, 1)	0.1		2	1	0	0	0	0	0	0	0	0	0	2	2	0.00	3.000
Don Carman, L ERA: 9.0 (8, 1)	1.0		3	0	0	0	2	0	0	0	0	0	0	7	7	0.00	0.000

Philadelphia Phillies @ New York Mets  
Shea Stadium, Flushing, NY  
Fri Apr 18 1986, 6:05 PM EST  
Att. 26,906 - Unknown

livebaseballscores.com





Batter	1	2	3	4	5	6	7	8	9	AB R H RBI BB SO LOB	TOP	
Gary Redus, R (1, 7) OBP: 0.390, SLG: 0.500	0-0 1B 1B 2B		0-0 F8			0-0 F7	0-3 K			4 1 1 0 0 1 2		
Milt Thompson, L (1, 8) OBP: 0.176, SLG: 0.273	0-3 K		0-0 1-3			0-0 E4 1B		0-0 S 1B		4 1 1 0 0 1 1		
Von Hayes, L (1, 3) OBP: 0.278, SLG: 0.364	0-3 K		0-3 K			0-0 S 1B		0-0 F2		4 0 1 1 0 2 2		
Mike Schmidt, R (1, 5) OBP: 0.410, SLG: 0.529	0-0 1B 2-3 1B			0-0 5-3		0-0 6-3		0-0 F3		4 0 1 0 0 0 2		
Glenn Wilson, R (1, 9) OBP: 0.316, SLG: 0.233	0-0 1-2 3-H 1B			0-0 6-3		0-3 K		0-0 F8		4 0 1 1 0 1 2		
Darren Daulton, L (1, 2) OBP: 0.400, SLG: 0.688	0-3 K			0-0 P6			0-0 F3		0-0 G3	4 0 0 0 0 1 2		
Luis Aguayo, R (1, 4) OBP: 0.158, SLG: 0.167 Greg Gross, L (9, PH)		0-0 5-3			0-0 F7		0-0 SH1-3 2B		4-0 BB	3 0 1 0 0 0 0 0 0 0 0 1 0 0	AB 33 R 2 H 6 RBI 2 BB 2 SO 10 LOB 13	
Steve Jeltz, S (1, 6) OBP: 0.412, SLG: 0.357		0-3 K			0-0 5-3		4-0 SH1-3 BB		0-3 K	3 0 0 0 1 2 1		
Shane Rawley, R (1, 1) Steve Bedrosian, R (8, 1) Joe Lefebvre, L (9, PH)		0-3 K			0-0 F9		0-0 SH1-3		0-3 K	2 0 0 0 0 1 0 0 0 0 0 0 0 0 1 0 0 0 0 1 1		
<b>Inning Stats</b>	R: 1 H: 3 E: 0 LOB: 2 K: 3 BB: 0 S: 12 P: 12	R: 0 H: 0 E: 0 LOB: 0 K: 2 BB: 0 S: 7 P: 7	R: 0 H: 0 E: 0 LOB: 0 K: 1 BB: 0 S: 5 P: 5	R: 0 H: 0 E: 0 LOB: 0 K: 0 BB: 0 S: 3 P: 3	R: 0 H: 0 E: 0 LOB: 0 K: 0 BB: 0 S: 3 P: 3	R: 1 H: 1 E: 1 LOB: 1 K: 1 BB: 0 S: 7 P: 7	R: 0 H: 1 E: 0 LOB: 2 K: 1 BB: 1 S: 6 P: 10	R: 0 H: 1 E: 0 LOB: 1 K: 0 BB: 0 S: 4 P: 4	R: 0 H: 0 E: 0 LOB: 1 K: 2 BB: 1 S: 7 P: 11	1B: 4 SF: 0 2B: 2 SAC: 1 3B: 0 DP: 0 HR: 0 HBP: 0	WP: 0 PA: 36 PB: 0 SB: 3 CS: 0	
<b>PITCHER</b> Dwight Gooden, R (1, 1) ERA: 1.73	IP WLS BF H R ER SO BB IBB HBP BLK WP HR S P ERA WHIP	9.0 W 36 6 2 1 10 2 0 0 0 0 0 0 54 62 1.00 0.889										
<b>PITCHER</b>	IP WLS BF H R ER SO BB IBB HBP BLK WP HR S P ERA WHIP											

Philadelphia Phillies @ New York Mets  
Shea Stadium, Flushing, NY  
Sat Apr 19 1986, 3:33 AM EST  
Att. 38,333 - Unknown

livebaseballscorecards.com



Batter	1	2	3	4	5	6	7	8	9
Kevin Mitchell, R OBP: 0.333, SLG: 0.500 (1, 8) (9, 7)	0-0 F9 ①			0-0 1-3 ①		0-0 1-H 2B		0-0 1B 1B	
Tim Teufel, R OBP: 0.192, SLG: 0.174 (1, 4)	0-0 5-3 ②			0-0 6-3 ②		0-0 F8 ①		0-0 F8 ②	
Keith Hernandez, L OBP: 0.412, SLG: 0.433 (1, 3)	0-0 F8 ③			0-0 4-3 ③		0-0 F9 ②		0-0 1B 1-2 1B	
Gary Carter, R OBP: 0.412, SLG: 0.464 (1, 7) (9, 2)		0-0 4-3 ①			4-0 1B 1-3 BB	0-0 6-3 ③		0-0 1-3 2-H 1B	
Darryl Strawberry, L OBP: 0.394, SLG: 0.280 (1, 9)		0-3 K ②			0-0 F7 ①		0-0 F2 ①	4-0 1-2 BB 1B	
Ray Knight, R OBP: 0.450, SLG: 0.789 (1, 5)		0-0 4-3 ③			0-0 FC5 1-3 1B		0-0 1B ①	0-0 L4 ③	
Barry Lyons, R Lenny Dykstra, L OBP: 0.387, SLG: 0.296 (1, 2) (9, 8)			0-0 P4 ①		0-0 1-3 ②		0-3 K ②		
Rafael Santana, R OBP: 0.194, SLG: 0.077 (1, 6)			0-0 5-3 ②		0-0 FC5 ③		0-0 F8 ③		
Dwight Gooden, R OBP: 0.250, SLG: 0.250 (1, 1)			0-0 F9 ③			0-0 2B 1B		0-0 P6 ①	


Inning Stats	R: 0	H: 0	E: 0	K: 0	S: 3	LOB: 0	BB: 0	P: 3	R: 0	H: 0	E: 0	K: 1	S: 5	LOB: 0	BB: 0	P: 5	R: 0	H: 0	E: 0	K: 0	S: 3	LOB: 0	BB: 0	P: 3	R: 1	H: 1	E: 0	K: 0	S: 4	LOB: 1	BB: 1	P: 8	R: 1	H: 2	E: 0	K: 0	S: 5	LOB: 1	BB: 0	P: 5	R: 0	H: 1	E: 0	K: 1	S: 6	LOB: 1	BB: 0	P: 6	R: 1	H: 3	E: 0	K: 0	S: 6	LOB: 3	BB: 1	P: 10
1B: 6	SF: 0	2B: 1	SAC: 0	3B: 0	DP: 0	HR: 0	HBP: 0	WP: 0	PA: 33																																															

PITCHER	IP	WLS	BF	H	R	ER	SO	BB	IBB	HBP	BLK	WP	HR	S	P	ERA	WHIP
Shane Rawley, L ERA: 2.1 (1, 1)	7.2	L	30	6	3	3	2	1	0	0	0	0	0	33	37	3.52	0.913
Steve Bedrosian, R ERA: 8.31 (8, 1)	0.1		3	1	0	0	0	1	0	0	0	0	0	2	6	0.00	6.000

**BOTTOM**

**Philadelphia Phillies @ New York Mets**  
Shea Stadium, Flushing, NY  
Sat Apr 19 1986, 3:33 AM EST  
Att. 38,333 - Unknown

AB	31
R	3
H	7
RBI	3
BB	2
SO	2
LOB	12





Batter	1	2	3	4	5	6	7	8	9	AB R H RBI BB SO LOB	TOP
Gary Redus, R OBP: 0.378, SLG: 0.475 (1, 7) X	0-0 CS 1B			0-3 K		0-3 K			0-0 F8	4 0 1 0 0 2 0	<b>Philadelphia Phillies @ New York Mets</b> <b>Shea Stadium, Flushing, NY</b> Sun Apr 20 1986, 3:33 AM EST Att: 41,848 - Unknown <a href="http://livebaseballscorecards.com">livebaseballscorecards.com</a>
Luis Aguayo, R OBP: 0.130, SLG: 0.136 (1, 4) X (5, 6)	0-0 F7 1-2			0-0 P4		0-0 F3			0-3 K	4 0 0 0 0 1 1	
Rick Schu, R (1, 5) X	0-0 5-3			0-0 F7			0-0 F7		0-3 K	4 0 0 0 0 1 0	
Mike Schmidt, R OBP: 0.405, SLG: 0.514 (1, 3) X		0-0 F5			0-0 BB 1B		0-0 F8			3 0 1 0 0 0 0	
Glenn Wilson, R OBP: 0.293, SLG: 0.212 (1, 9) X		0-0 6-3			0-0 F8		0-0 6-3			3 0 0 0 0 0 1	
John Russell, R OBP: 0.429, SLG: 0.500 (1, 2) X		0-3 K			0-3 K			4-0 G4-6-3 BB		2 0 0 0 1 2 1	
Garry Maddox, R OBP: 0.556, SLG: 0.429 (1, 8) X			0-0 F3		4-0 BB 1-2			4-0 G4-6-3 BB		1 0 0 0 2 0 0	
Steve Jeltz, S OBP: 0.389, SLG: 0.333 (1, 6) X Dave Rucker, L (5, 1) Larry Andersen, R (7, 1) Greg Gross, L (8, PH) Dave Stewart, R (8, 1)			0-0 P4		0-3 K			0-0 G4-6-3		2 0 0 0 0 1 2	
Kevin Gross, R OBP: 0.200, SLG: 0.200 (1, 1) X Greg Legg, R (5, 4)			0-0 6-3		0-0 F3			0-3 K		0 0 0 0 0 0 0	
<b>Inning Stats</b>	R: 0 H: 1 E: 0 LOB: 0 K: 0 BB: 0 S: 3 P: 3	R: 0 H: 0 E: 0 LOB: 0 K: 1 BB: 0 S: 5 P: 5	R: 0 H: 0 E: 0 LOB: 0 K: 0 BB: 0 S: 3 P: 3	R: 0 H: 0 E: 0 LOB: 0 K: 1 BB: 0 S: 5 P: 5	R: 0 H: 1 E: 0 LOB: 2 K: 2 BB: 1 S: 8 P: 12	R: 0 H: 0 E: 0 LOB: 0 K: 1 BB: 0 S: 5 P: 5	R: 0 H: 0 E: 0 LOB: 0 K: 0 BB: 0 S: 3 P: 3	R: 0 H: 0 E: 0 LOB: 1 K: 1 BB: 2 S: 4 P: 12	R: 0 H: 0 E: 0 LOB: 0 K: 2 BB: 0 S: 7 P: 7	1B: 2 SF: 0 2B: 0 SAC: 0 3B: 0 DP: 1 HR: 0 HBP: 0	WP: 0 PA: 30 PB: 0 SB: 0 CS: 1
<b>PITCHER</b> Sid Fernandez, L (1, 1) ERA: 2.92 Roger McDowell, R (9, 1) ERA: 3.38	IP WLS BF H R ER SO BB IBB HBP BLK WP HR S P ERA WHIP										
	8.0 W 27 2 0 0 6 3 0 0 0 0 0 0 36 48 0.00 0.625										
	1.0 3 0 0 0 2 0 0 0 0 0 0 0 7 7 0.00 0.000										

AB	27
R	0
H	2
RBI	0
BB	3
SO	8
LOB	8







Batter	1	2	3	4	5	6	7	8	9	AB R H RBI BB SO LOB	TOP
Gary Redus, R (1, 7) OBP: 0.367, SLG: 0.442	4-0 S 1B BB		0-0 F8		0-3 K		0-0 F3			3 1 0 0 1 1 1	
Milt Thompson, L (1, 8) OBP: 0.158, SLG: 0.243	0-0 F7		0-0 F8		0-0 F7			0-0 B1-3		4 0 0 0 0 0 2	
Von Hayes, L (1, 3) OBP: 0.300, SLG: 0.343	0-0 F6 1-2		4-0 CS BB		0-0 B4-3			4-0 FC6-4 BB		2 0 0 0 2 0 1	
Mike Schmidt, R (1, 5) OBP: 0.413, SLG: 0.512	0-0 1B		0-0 CS 1-2	0-3 K	0-0 1B 1B		0-0 F8	0-0 F8		4 0 2 1 0 1 1	
Glenn Wilson, R (1, 9) OBP: 0.267, SLG: 0.189	0-3 K			0-0 6-3	0-0 F8		0-0 FC6-4 1-2f			4 0 0 0 0 1 3	
Darren Daulton, L (1, 2) OBP: 0.458, SLG: 0.842		0-0 HR		4-0 BB	0-0 1B			0-3 K		3 1 2 1 1 1 0	
Luis Aguayo, R (1, 4) OBP: 0.148, SLG: 0.154		0-0 F9		0-0 1-3	0-0 5-3			0-0 1B		4 0 1 0 0 0 3	
Steve Jeltz, S (1, 6) OBP: 0.350, SLG: 0.294		0-0 6-3			0-0 F5		0-3 K	0-0 E4 G4-6-3		4 0 0 0 0 1 1	
Charles Hudson, S (1, 1) Larry Andersen, R (4, 1) Rick Schu, R (5, PH) Dave Stewart, R (5, 1) Greg Gross, L (7, PH) Kent Tekulve, R (7, 1) Steve Bedrosian, R (8, 1) Joe Lefebvre, L (9, PH)		0-3 K			0-0 E S 1B		0-0 4-3	0-0 G4-6-3 1-2f		1 0 0 0 0 0 1 0 0 0 0 0 0 0 0 0 1 0 1 0 0 0 0 0 0 0 0 0 0 0 0 0 1 0 1 0 0 0 0 0 0 2	
<b>Inning Stats</b>	R: 1 H: 1 E: 0 LOB: 1 K: 1 BB: 1 S: 6 P: 10	R: 1 H: 1 E: 0 LOB: 0 K: 1 BB: 0 S: 6 P: 6	R: 0 H: 0 E: 0 LOB: 0 K: 0 BB: 1 S: 2 P: 6	R: 0 H: 0 E: 0 LOB: 1 K: 1 BB: 1 S: 5 P: 9	R: 0 H: 1 E: 1 LOB: 1 K: 1 BB: 0 S: 6 P: 6	R: 0 H: 2 E: 0 LOB: 2 K: 0 BB: 0 S: 5 P: 5	R: 0 H: 0 E: 0 LOB: 0 K: 1 BB: 0 S: 5 P: 5	R: 0 H: 0 E: 0 LOB: 1 K: 0 BB: 1 S: 3 P: 7	R: 0 H: 1 E: 1 LOB: 1 K: 1 BB: 0 S: 6 P: 6	1B: 5 SF: 0 2B: 0 SAC: 0 3B: 0 DP: 1 HR: 1 HBP: 0	WP: 0 PA: 37 PB: 0 SB: 2 CS: 1
<b>PITCHER</b>	IP WLS BF H R ER SO BB IBB HBP BLK WP HR S P ERA WHIP										
Andy McGaffigan, R (1, 1) ERA: 4.09	5.2 W 24 5 2 2 4 3 0 0 0 0 1 29 41 3.18 1.412										
Tim Burke, R (6, 1) ERA: 1.23	3.1 S 12 1 0 0 2 1 0 0 0 0 0 0 15 19 0.00 0.600										

Philadelphia Phillies @ Montreal Expos  
Olympic Stadium, Montreal, QB  
Tue Apr 22 1986, 3:33 AM EST  
Att. 4,276 - Unknown

livebaseballscorecards.com

AB	32
R	2
H	6
RBI	2
BB	4
SO	6
LOB	14







Batter	1	2	3	4	5	6	7	8	9	AB R H RBI BB SO LOB	TOP	
Gary Redus, R (1, 7) OBP: 0.352, SLG: 0.438	0-0 5-3		0-0 SH1-3 2B	0-0 F5		0-0 F9			0-0 F8	5 0 1 0 0 0 1		
Chris James, R (1, 8) OBP: 0.333, SLG: 0.333 Milt Thompson, L (7, 8) OBP: 0.154, SLG: 0.237	0-3 K		0-0 SH1-3 2-3	0-0 4-3			0-0 BB 1B		0-0 4-3	3 0 1 0 0 1 1 1 0 0 0 0 0 0		
Von Hayes, L (1, 3) OBP: 0.311, SLG: 0.359	0-0 1B 2B		0-0 4-3		4-0 BB BB BB 2B BB		0-0 F6		0-0 4-3	4 2 1 0 1 0 2		
Mike Schmidt, R (1, 5) OBP: 0.400, SLG: 0.489	0-0 2-H 1B		0-3 K2-3		0-0 F3		0-0 F3			4 0 1 1 0 1 3		
Glenn Wilson, R (1, 9) OBP: 0.286, SLG: 0.200	0-0 5-3			0-0 1B 3B 1B		0-0 F8		4-0 BB BB BB 1-2 FC4 BB		3 1 1 0 1 0 2		
John Russell, R (1, 2) OBP: 0.440, SLG: 0.545		0-0 F8		0-0 HBP 3B 1B		0-0 1-H 2B		0-0 FC4		4 1 2 1 0 0 2		
Luis Aguayo, R (1, 4) OBP: 0.161, SLG: 0.138		0-0 F5		1-0 1-2 3B HBP		0-0 5-3		0-0 F9		3 1 0 0 0 0 1		
Steve Jeltz, S (1, 6) OBP: 0.364, SLG: 0.368		0-0 1B		0-0 1-H 2-H 3-H 3B		0-0 6-3		0-0 5-3		4 0 2 3 0 0 0		
Steve Carlton, L (1, 1) Don Carman, L (6, 1) Steve Bedrosian, R (9, 1)		0-3 K		0-3 K		0-0 4-3		0-3 K		3 0 0 0 0 2 2 1 0 0 0 0 1 0 0 0 0 0 0 0 0		
<b>Inning Stats</b>	R: 1 E: 0 K: 1 S: 7 H: 2 LOB: 1 BB: 0 P: 7	R: 0 E: 0 K: 1 S: 6 H: 1 LOB: 1 BB: 0 P: 6	R: 0 E: 0 K: 1 S: 6 H: 1 LOB: 1 BB: 0 P: 6	R: 3 E: 0 K: 1 S: 8 H: 3 LOB: 1 BB: 0 P: 9	R: 1 E: 0 K: 0 S: 4 H: 1 LOB: 1 BB: 1 P: 8	R: 0 E: 0 K: 0 S: 3 H: 0 LOB: 0 BB: 0 P: 3	R: 0 E: 0 K: 0 S: 4 H: 1 LOB: 2 BB: 1 P: 8	R: 0 E: 0 K: 1 S: 5 H: 0 LOB: 0 BB: 0 P: 5	R: 0 E: 0 K: 0 S: 3 H: 0 LOB: 0 BB: 0 P: 3	1B: 5 2B: 3 3B: 1 HR: 0 SF: 0 SAC: 1 DP: 0 HBP: 1	WP: 0 PB: 0 SB: 1 CS: 0 PA: 39	
<b>PITCHER</b>	IP WLS BF H R ER SO BB IBB HBP BLK WP HR S P ERA WHIP											
Joe Hesketh, L (1, 1) ERA: 7.63	4.2 L 24 8 5 5 4 1 0 1 0 0 0 0 30 35 9.64 1.929											
George Riley, L (5, 1) ERA: 7.36	0.1 1 0 0 0 0 0 0 0 0 0 0 0 0 1 1 0.00 0.000											
Dan Schatzeder, L (6, 1) ERA: 2.77	4.0 14 1 0 0 1 1 0 0 0 0 0 0 0 15 19 0.00 0.500											

Philadelphia Phillies @ Montreal Expos  
Olympic Stadium, Montreal, QB  
Wed Apr 23 1986, 3:33 AM EST  
Att. 6,293 - Unknown

livebaseballscorecards.com

AB	35
R	5
H	9
RBI	5
BB	2
SO	5
LOB	14



BOTTOM

Philadelphia Phillies @ Montreal Expos  
Olympic Stadium, Montreal, QB

Wed Apr 23 1986, 3:33 AM EST  
Att. 6,293 - Unknown

livebaseballscorecards.com

AB	33
R	4
H	8
RBI	4
BB	7
SO	10
LOB	17



WP	0	PA	40
PB	0	SB	0
CS	0		

AB R H RBI BB SO LOB

3	0	0	0	2	0	0
5	0	1	2	0	1	1
2	0	2	0	3	0	0
0	0	0	0	0	0	0
5	0	1	0	0	0	6
4	0	0	0	0	1	2
2	2	1	1	2	1	0
4	1	2	0	0	0	1
4	0	0	0	0	4	4
1	0	0	0	0	1	0
0	0	0	0	0	0	0
1	0	0	0	0	1	2
1	0	0	0	0	1	1
1	1	1	1	0	0	0

Batter	1	2	3	4	5	6	7	8	9
<b>Tim Raines, S</b> (1, 7) OBP: 0.305, SLG: 0.327	0-0 L1		4-0 BB G6-4-3		4-0 1B BB		0-0 6-3		0-0 1-3
<b>Mitch Webster, S</b> (1, 8) OBP: 0.306, SLG: 0.400	0-0 F8		0-0 G6-4-3 1-2f		0-0 BB 1B		0-3 K		0-0 F6
<b>Andre Dawson, R</b> (1, 9) OBP: 0.367, SLG: 0.605 <b>Herm Winningham, L</b> (9, PR) OBP: 0.350, SLG: 0.375	4-0 1B BB			4-0 BB G6-4-3	4-0 1-2 BB		0-0 1B		0-0 1B
<b>Hubie Brooks, R</b> (1, 6) OBP: 0.404, SLG: 0.480	0-0 FC6-4 1-2 1B			0-0 G6-4-3 1-2f	0-0 F8		0-0 F4		0-0 F9
<b>Tim Wallach, R</b> (1, 5) OBP: 0.333, SLG: 0.400	0-0 FC6-4 1-2f			0-3 K		0-0 F7		0-0 G1-6-3	
<b>Andres Galarraga, R</b> (1, 3) OBP: 0.529, SLG: 0.852		0-3 K			4-0 BB 1B BB	0-0 HR		4-0 BB	
<b>Vance Law, R</b> (1, 4) OBP: 0.264, SLG: 0.191		0-0 F9			0-0 BB 1B 1B	0-0 1B		0-0 F9	
<b>Tom Nieto, R</b> (1, 2) OBP: 0.276, SLG: 0.269		0-3 K			0-3 K	0-3 K		0-3 K	
<b>Joe Hesketh, R</b> (1, 1) <b>George Riley, L</b> (5, 1) <b>Jim Wohlford, R</b> (5, PH) OBP: 0.091, SLG: 0.182 <b>Dan Schatzeder, L</b> (6, 1) OBP: 0.667, SLG: 1.200 <b>Wayne Krenchicki, L</b> (9, PH) OBP: 0.231, SLG: 0.417			0-3 K		0-3 K	0-3 K			0-0 HR

<b>Inning Stats</b>	R: 0 E: 0 K: 0 S: 4	H: 1 LOB: 2 BB: 1 P: 8	R: 0 E: 0 K: 2 S: 7	H: 0 LOB: 0 BB: 0 P: 7	R: 0 E: 0 K: 1 S: 4	H: 0 LOB: 0 BB: 1 P: 8	R: 0 E: 0 K: 1 S: 4	H: 0 LOB: 0 BB: 1 P: 8	R: 2 E: 0 K: 2 S: 9	H: 2 LOB: 3 BB: 3 P: 21	R: 1 E: 0 K: 2 S: 9	H: 2 LOB: 1 BB: 0 P: 9	R: 0 E: 0 K: 1 S: 6	H: 1 LOB: 1 BB: 0 P: 6	R: 0 E: 0 K: 1 S: 5	H: 0 LOB: 1 BB: 1 P: 9	R: 1 E: 0 K: 0 S: 5	H: 2 LOB: 1 BB: 0 P: 5	1B: 6 2B: 0 3B: 0 HR: 2	SF: 0 SAC: 0 DP: 2 HBP: 0	WP: 0 PB: 0 SB: 0 CS: 0	PA: 40
---------------------	------------------------------	---------------------------------	------------------------------	---------------------------------	------------------------------	---------------------------------	------------------------------	---------------------------------	------------------------------	----------------------------------	------------------------------	---------------------------------	------------------------------	---------------------------------	------------------------------	---------------------------------	------------------------------	---------------------------------	----------------------------------	------------------------------------	----------------------------------	--------

PITCHER	IP	WLS	BF	H	R	ER	SO	BB	IBB	HBP	BLK	WP	HR	S	P	ERA	WHIP
<b>Steve Carlton, L</b> (1, 1) ERA: 7.25	5.1	W	25	5	3	3	6	6	0	0	0	0	1	31	55	5.06	2.062
<b>Don Carman, L</b> (6, 1) ERA: 5.4	2.2		10	1	0	0	4	1	0	0	0	0	0	17	21	0.00	0.750
<b>Steve Bedrosian, R</b> (9, 1) ERA: 7.11	1.0	S	5	2	1	1	0	0	0	0	0	0	1	5	5	9.00	2.000



Batter	1	2	3	4	5	6	7	8	9	AB R H RBI BB SO LOB	TOP		
Gary Redus, R (1, 7) OBP: 0.345, SLG: 0.423	0-0 CS 1B	0-3 K			0-0 F9			0-3 K		4 0 1 0 0 2 2			
Milt Thompson, L (1, 8) OBP: 0.163, SLG: 0.238	0-0 4-3 1-2		0-0 3-1			0-0 E9 G3 SF7 1B		0-0 F7		4 1 1 0 0 0 1			
Von Hayes, L (1, 3) OBP: 0.306, SLG: 0.333	4-0 E HR BB		0-3 K			0-0 G3			0-0 3-1	3 1 0 0 1 1 1			
Mike Schmidt, R (1, 5) OBP: 0.407, SLG: 0.625	0-0 1-H HR		0-3 K			0-0 SF7			0-0 HR	3 2 2 4 0 1 0			
Glenn Wilson, R (1, 9) OBP: 0.283, SLG: 0.186	0-0 F9			0-0 F8		0-0 F9			4-0 BB BB	3 0 0 0 1 0 0			
Darren Daulton, L (1, 2) OBP: 0.464, SLG: 0.762		4-0 BB BB		0-0 F9		0-0 F7		4-0 BB BB	4-0 BB BB	2 0 0 0 2 0 0			
Luis Aguayo, R (1, 4) OBP: 0.171, SLG: 0.152		0-3 K		0-0 CS 1B		0-3 K		0-0 G6-3 1-2 BB	0-0 G6-3 1-2	4 0 1 0 0 2 3			
Steve Jeltz, S (1, 6) OBP: 0.383, SLG: 0.375		4-0 BB BB		0-0 CS 1-2	0-0 CS 1-2	0-0 B3-6-4 1B		0-0 4-3		2 0 1 0 1 0 0			
Shane Rawley, R (1, 1) OBP: 0.383, SLG: 0.375		0-3 K			0-0 B3-6-4 1-2			0-3 K		3 0 0 0 0 2 3			
<b>Inning Stats</b>	R: 2 H: 2 E: 1 LOB: 0 K: 0 BB: 1 S: 4 P: 8	R: 0 H: 0 E: 0 LOB: 2 K: 3 BB: 2 S: 9 P: 17	R: 0 H: 0 E: 0 LOB: 0 K: 2 BB: 0 S: 7 P: 7	R: 0 H: 1 E: 0 LOB: 0 K: 0 BB: 0 S: 3 P: 3	R: 0 H: 1 E: 0 LOB: 0 K: 0 BB: 0 S: 3 P: 3	R: 1 H: 1 E: 1 LOB: 0 K: 0 BB: 0 S: 4 P: 4	R: 0 H: 0 E: 0 LOB: 0 K: 1 BB: 0 S: 5 P: 5	R: 0 H: 0 E: 0 LOB: 0 K: 2 BB: 0 S: 7 P: 7	R: 1 H: 1 E: 0 LOB: 1 K: 0 BB: 2 S: 3 P: 11	1B: 4 SF: 1 2B: 0 SAC: 0 3B: 0 DP: 2 HR: 2 HBP: 0	WP: 0 PA: 35 PB: 0 SB: 0 CS: 2		
<b>PITCHER</b>	IP WLS BF H R ER SO BB IBB HBP BLK WP HR S P ERA WHIP											<b>PITCHER</b>	IP WLS BF H R ER SO BB IBB HBP BLK WP HR S P ERA WHIP
Rick Rhoden, R (1, 1) ERA: 1.59	8.1 L 32 6 4 3 8 4 0 0 0 0 2 44 60 3.24 1.200												
Pat Clements, L (9, 1) ERA: 4.76	0.2 2 0 0 0 0 1 0 0 0 0 0 0 1 5 0.00 1.500												

Philadelphia Phillies @ Pittsburgh Pirates  
 Three Rivers Stadium, Pittsburgh, PA  
 Thu Apr 24 1986, 6:05 PM EST  
 Att. 14,622 - Unknown

livebaseballscorecards.com

AB	28
R	4
H	6
RBI	4
BB	5
SO	8
LOB	10



Batter	1	2	3	4	5	6	7	8	9	AB	R	H	RBI	BB	SO	LOB						
R.J. Reynolds, S OBP: 0.389, SLG: 0.580 (1, 8)	0-0 1-3	0-0 CS 1B			0-0 6-3		0-0 6-3			4	0	1	0	0	0	0						
Bill Almon, R OBP: 0.429, SLG: 0.500 (1, 7)	0-0 F8	0-0 CS 1-2	4-0 BB BB BB		4-0 G6-4-3 1B BB		0-0 6-3			2	0	0	0	2	0	0						
Johnny Ray, S OBP: 0.510, SLG: 0.630 (1, 4)	4-0 1B K BB				0-0 F8 1-2		0-0 G6-4-3 1B			3	1	1	0	1	0	1						
Mike Brown, R OBP: 0.350, SLG: 0.500 (1, 9)	0-0 K 1B 1-2				0-0 F9 1-2 2-3		0-0 G6-4-3 1-2 2-3		0-0 6-3	4	0	1	0	0	0	3						
Sid Bream, L OBP: 0.316, SLG: 0.452 (1, 3)	0-0 K 1B 1-2 2-3				0-0 F2		0-0 F8		0-3 K	4	0	1	0	0	1	3						
Tony Peña, R OBP: 0.271, SLG: 0.295 (1, 2)	0-3 K 1-2 2-3 3-H			0-3 K			0-0 HR		0-0 4-3	4	1	1	1	0	2	2						
Jim Morrison, R OBP: 0.268, SLG: 0.351 (1, 5)	0-0 F9			4-0 BB BB BB			0-0 4-3		0-0 F8	3	0	0	0	1	0	3						
Sam Khalifa, R OBP: 0.167, SLG: 0.091 (1, 6)				0-3 K			0-0 G3		0-0 P4	3	0	0	0	0	1	1						
Mike Diaz, R OBP: 0.250, SLG: 0.250 (9, PH)				0-3 K			0-0 6-3		0-3 K	1	0	0	0	0	0	0						
Rick Rhoden, R (1, 1)				0-0 F9						3	0	0	0	0	0	1						
Pat Clements, R (9, 1)										0	0	0	0	0	0	0						
Lee Mazzilli, S OBP: 0.500, SLG: 0.143 (9, PH)										1	0	0	0	0	1	0						
<b>Inning Stats</b>	R: 1 E: 1 K: 1 S: 8	H: 2 LOB: 3 BB: 1 P: 12	R: 0 E: 0 K: 0 S: 3	H: 1 LOB: 0 BB: 0 P: 3	R: 0 E: 0 K: 0 S: 3	H: 0 LOB: 1 BB: 1 P: 7	R: 0 E: 0 K: 2 S: 7	H: 0 LOB: 1 BB: 1 P: 11	R: 0 E: 0 K: 0 S: 4	H: 1 LOB: 2 BB: 1 P: 8	R: 1 E: 0 K: 0 S: 4	H: 1 LOB: 0 BB: 0 P: 4	R: 0 E: 0 K: 0 S: 3	H: 0 LOB: 0 BB: 0 P: 5	R: 0 E: 0 K: 1 S: 5	H: 0 LOB: 0 BB: 0 P: 5	R: 0 E: 0 K: 1 S: 5	H: 0 LOB: 0 BB: 0 P: 5	1B: 4 2B: 0 3B: 0 HR: 1	SF: 0 SAC: 0 DP: 0 HBP: 0	WP: 0 PB: 0 SB: 0 CS: 1	PA: 37
<b>PITCHER</b> Shane Rawley, L ERA: 1.82 (1, 1)	IP 9.0	WLS W	BF 36	H 5	R 2	ER 1	SO 5	BB 4	IBB 0	HBP 0	BLK 0	WP 0	HR 1	S 42	P 58	ERA 1.00	WHIP 1.000					

**BOTTOM**

**Philadelphia Phillies @ Pittsburgh Pirates**  
**Three Rivers Stadium, Pittsburgh, PA**  
 Thu Apr 24 1986, 6:05 PM EST  
 Att. 14,622 - Unknown

livebaseballscorecards.com

<b>AB</b>	<b>32</b>
<b>R</b>	<b>2</b>
<b>H</b>	<b>5</b>
<b>RBI</b>	<b>1</b>
<b>BB</b>	<b>4</b>
<b>SO</b>	<b>5</b>
<b>LOB</b>	<b>14</b>





Batter	1	2	3	4	5	6	7	8	9	AB R H RBI BB SO LOB	TOP											
Gary Redus, R (1, 7) OBP: 0.361, SLG: 0.444 Greg Gross, L (5, 7)	0-0 5-3	0-0 E8 4-3 2B	H 1-0 HBP			0-0 6-3			H 1-0 FC4-6 1B 1B HBP	2 1 1 0 0 0 0 1 1 0 0 0 0 0												
Milt Thompson, L (1, 8) OBP: 0.188, SLG: 0.255	0-0 1B SF8 1B	0-0 4-3	0-0 4-3			0-3 K			0-0 FC4-6 1B	5 1 2 1 0 1 3												
Von Hayes, L (1, 3) OBP: 0.296, SLG: 0.319	0-0 1B 1B	0-3 K			0-0 1-3			0-0 4-3	0-0 FC4-6 1B WP	5 1 1 0 0 1 2												
Mike Schmidt, R (1, 5) OBP: 0.390, SLG: 0.596	0-0 SF8	0-0 1-3			0-0 5-3			0-0 F8	0-0 WP 1B	4 0 1 2 0 0 0												
Glenn Wilson, R (1, 9) OBP: 0.293, SLG: 0.208	0-0 1B 1B		0-0 1B SF8 1B		0-0 F9			0-3 K	0-0 F8	5 2 2 0 0 1 2												
Darren Daulton, L (1, 2) OBP: 0.500, SLG: 0.760	0-0 BB 1B 1B		0-0 E 4-3 1B		0-0 CS 1B			0-3 K		4 0 3 1 0 1 0												
Luis Aguayo, R (1, 4) OBP: 0.179, SLG: 0.167	0-0 BB 1B		0-0 SF8		0-0 6-3			0-3 K		3 0 1 2 0 1 1												
Steve Jeltz, S (1, 6) OBP: 0.373, SLG: 0.349	4-0 FC6-4 BB		0-0 4-3		0-3 K			0-0 6-3		3 0 0 0 1 1 1												
Kevin Gross, R (1, 1) OBP: 0.125, SLG: 0.125 Steve Bedrosian, R (8, 1)	0-0 FC6-4		0-0 E5 HBP		0-0 5-3			0-0 F9		3 0 0 0 0 0 4 1 0 0 0 0 0 0												
<b>Inning Stats</b>	R: 3 E: 0 K: 0 S: 8	H: 5 LOB: 3 BB: 1 P: 12	R: 1 E: 1 K: 1 S: 6	H: 1 LOB: 0 BB: 0 P: 6	R: 1 E: 1 K: 0 S: 6	H: 2 LOB: 3 BB: 0 P: 7	R: 0 E: 0 K: 0 S: 3	H: 0 LOB: 0 BB: 0 P: 3	R: 0 E: 0 K: 1 S: 5	H: 1 LOB: 0 BB: 0 P: 5	R: 0 E: 0 K: 1 S: 5	H: 0 LOB: 0 BB: 0 P: 5	R: 0 E: 0 K: 1 S: 7	H: 0 LOB: 0 BB: 0 P: 7	R: 1 E: 0 K: 0 S: 5	H: 2 LOB: 2 BB: 0 P: 6	1B: 10 2B: 1 3B: 0 HR: 0	SF: 2 SAC: 0 DP: 0 HBP: 2	WP: 1 PB: 0 SB: 0 CS: 1	PA: 41		
<b>PITCHER</b>	IP WLS BF H R ER SO BB IBB HBP BLK WP HR S P ERA WHIP	IP WLS BF H R ER SO BB IBB HBP BLK WP HR S P ERA WHIP	IP WLS BF H R ER SO BB IBB HBP BLK WP HR S P ERA WHIP	IP WLS BF H R ER SO BB IBB HBP BLK WP HR S P ERA WHIP	IP WLS BF H R ER SO BB IBB HBP BLK WP HR S P ERA WHIP	IP WLS BF H R ER SO BB IBB HBP BLK WP HR S P ERA WHIP	IP WLS BF H R ER SO BB IBB HBP BLK WP HR S P ERA WHIP	IP WLS BF H R ER SO BB IBB HBP BLK WP HR S P ERA WHIP	IP WLS BF H R ER SO BB IBB HBP BLK WP HR S P ERA WHIP	IP WLS BF H R ER SO BB IBB HBP BLK WP HR S P ERA WHIP	IP WLS BF H R ER SO BB IBB HBP BLK WP HR S P ERA WHIP	IP WLS BF H R ER SO BB IBB HBP BLK WP HR S P ERA WHIP	IP WLS BF H R ER SO BB IBB HBP BLK WP HR S P ERA WHIP	IP WLS BF H R ER SO BB IBB HBP BLK WP HR S P ERA WHIP	IP WLS BF H R ER SO BB IBB HBP BLK WP HR S P ERA WHIP	IP WLS BF H R ER SO BB IBB HBP BLK WP HR S P ERA WHIP	IP WLS BF H R ER SO BB IBB HBP BLK WP HR S P ERA WHIP	IP WLS BF H R ER SO BB IBB HBP BLK WP HR S P ERA WHIP	IP WLS BF H R ER SO BB IBB HBP BLK WP HR S P ERA WHIP	IP WLS BF H R ER SO BB IBB HBP BLK WP HR S P ERA WHIP	IP WLS BF H R ER SO BB IBB HBP BLK WP HR S P ERA WHIP	IP WLS BF H R ER SO BB IBB HBP BLK WP HR S P ERA WHIP
Rick Reuschel, R (1, 1) ERA: 3.57	2.2 L	19 8 5 4 1	1 0 1 0 0	0 0 0 0 0	0 0 4 4 0.00 0.000	0 0 15 15 0.00 0.333	0 0 12 13 4.50 1.000															
Bob Patterson, L (3, 1) ERA:	1.1	4 0 0 0 0	0 0 0 0 0	0 0 0 0 0	0 0 4 4 0.00 0.000	0 0 15 15 0.00 0.333	0 0 12 13 4.50 1.000															
Bob Walk, R (5, 1) ERA: 1.46	3.0	9 1 0 0 3	0 0 0 3 0	0 0 0 0 0	0 0 4 4 0.00 0.000	0 0 15 15 0.00 0.333	0 0 12 13 4.50 1.000															
Cecilio Guante, R (8, 1) ERA: 2.25	2.0	9 2 1 1 2	0 0 1 0 1	0 0 1 0 0	0 0 4 4 0.00 0.000	0 0 15 15 0.00 0.333	0 0 12 13 4.50 1.000															

Philadelphia Phillies @ Pittsburgh Pirates  
 Three Rivers Stadium, Pittsburgh, PA  
 Fri Apr 25 1986, 6:05 PM EST  
 Att. 11,847 - Unknown

livebaseballscorecards.com

AB	36
R	6
H	11
RBI	6
BB	1
SO	6
LOB	13



BOTTOM

Philadelphia Phillies @ Pittsburgh Pirates  
Three Rivers Stadium, Pittsburgh, PA

Fri Apr 25 1986, 6:05 PM EST  
Att. 11,847 - Unknown

livebaseballscorecards.com

AB	34
R	3
H	9
RBI	3
BB	6
SO	2
LOB	25



WP:	0	PA:	41
PB:	0		
SB:	0		
CS:	0		

AB R H RBI BB SO LOB

3	0	0	0	1	0	2
5	0	0	0	0	0	4
4	0	2	2	1	0	1
4	1	3	1	1	0	2
4	0	1	0	1	1	4
3	0	1	0	1	0	2
4	0	1	0	0	0	4
3	0	0	0	0	0	4
0	1	0	0	1	0	0
0	0	0	0	0	0	0
1	0	0	0	0	1	0
1	0	0	0	0	0	2
0	0	0	0	0	0	0
1	0	0	0	0	0	0
0	0	0	0	0	0	0
1	1	1	0	0	0	0

Batter	1	2	3	4	5	6	7	8	9
R.J. Reynolds, S (1, 7) OBP: 0.379, SLG: 0.547	0-0 F7		0-1 CI		0-0 1-3		4-0 FC3-6 BB		0-0 F7
Joe Orsulak, L (1, 8) OBP: 0.300, SLG: 0.409	0-0 F7		0-0 F9		0-0 F8		0-0 FC3-6		0-0 P5
Johnny Ray, S (1, 4) OBP: 0.518, SLG: 0.620	4-0 BB BB		0-0 1-2 1B		0-0 6-3		0-0 G3		0-0 2B 1B
Sid Bream, L (1, 3) OBP: 0.372, SLG: 0.600	4-0 1-2 BB		0-0 P6		0-0 HR		0-0 G6-4-3 BB 1B		0-0 1-3 2B
Mike Brown, R (1, 9) OBP: 0.356, SLG: 0.475	0-0 F8		0-0 G1 1B 1B		0-0 F8		4-0 G6-4-3 BB 1-2		0-3 K
Tony Peña, R (1, 2) OBP: 0.288, SLG: 0.298		4-0 L6-3 BB	0-0 G1 1B		0-0 6-3		0-0 G6-4-3 1-2 2-3		
Jim Morrison, R (1, 5) OBP: 0.267, SLG: 0.341		0-0 F3	0-0 G1 1-2 2-3		0-0 1B		0-0 F7		
Sam Khalifa, R (1, 6) OBP: 0.148, SLG: 0.080		0-0 L6-3	0-0 P4		0-0 1-3			4-0 2B 1B BB	
Lee Mazzilli, S (9, PH) OBP: 0.538, SLG: 0.143			0-0 K		0-0 1-3		0-0 F7		0-0 1-3 1B 2B
Rick Reuschel, R (1, 1) OBP: 0.125, SLG: 0.125			0-3 K		0-0 1-3				
Bob Patterson, R (3, 1)									
Steve Kemp, L (4, PH) OBP: 0.308, SLG: 0.455									
Bob Walk, R (5, 1)									
Rafael Belliard, R (7, PH) OBP: 0.353, SLG: 0.375									
Cecilio Guante, R (8, 1)									
Bill Almon, R (9, PH) OBP: 0.467, SLG: 0.638									

Inning Stats	R: 0	H: 0	E: 0	K: 0	S: 3	R: 0	H: 0	E: 0	K: 0	S: 2	R: 0	H: 1	E: 1	K: 1	S: 7	R: 0	H: 2	E: 0	K: 0	S: 5	R: 0	H: 0	E: 0	K: 0	S: 3	R: 1	H: 2	E: 0	K: 0	S: 5	R: 0	H: 0	E: 0	K: 0	S: 3	R: 0	H: 1	E: 0	K: 0	S: 8	R: 2	H: 3	E: 0	K: 1	S: 8	1B: 6	2B: 3	3B: 0	HR: 1	SF: 0	SAC: 0	DP: 2	HBP: 0	WP: 0	PA: 41
--------------	------	------	------	------	------	------	------	------	------	------	------	------	------	------	------	------	------	------	------	------	------	------	------	------	------	------	------	------	------	------	------	------	------	------	------	------	------	------	------	------	------	------	------	------	------	-------	-------	-------	-------	-------	--------	-------	--------	-------	--------

PITCHER	IP	WLS	BF	H	R	ER	SO	BB	IBB	HBP	BLK	WP	HR	S	P	ERA	WHIP
Kevin Gross, R (1, 1) ERA: 5.24	7.0	W	32	6	1	1	1	5	0	0	0	0	1	29	49	1.29	1.571
Steve Bedrosian, R (8, 1) ERA: 7.56	2.0	S	9	3	2	2	1	1	0	0	0	0	0	10	14	9.00	2.000



Batter	1	2	3	4	5	6	7	8	9	AB R H RBI BB SO LOB	TOP									
Chris James, R (1, 7) OBP: 0.375, SLG: 0.714	0-0 6-3		0-0 6-3		4-0 FC1-6 BB		0-0 2-H HR		0-3 K	4 1 1 2 1 1 0										
Milt Thompson, L (1, 8) OBP: 0.189, SLG: 0.235	0-0 4-3		0-0 5-3		0-0 FC1-6 1-2f 2-3		4-0 1B 2B BB		0-3 K	4 1 0 0 1 1 2										
Rick Schu, R (1, 5) OBP: 0.357, SLG: 0.786	0-0 1B 1B		0-0 HR		0-0 F7		0-0 1-2 2B 1B		0-0 HR	5 3 4 2 0 0 2										
Mike Schmidt, R (1, 3) OBP: 0.391, SLG: 0.596	0-0 1-2 1B		0-0 F7		0-0 F8		0-0 1-H 2-H 2B		0-3 K	5 0 2 2 0 1 0										
Glenn Wilson, R (1, 9) OBP: 0.274, SLG: 0.192	0-0 F7		0-0 5-3		0-0 F8		0-0 2-3 F8		0-3 K	4 0 0 0 0 1 3										
John Russell, R (1, 2) OBP: 0.414, SLG: 0.480		0-0 6-3		0-0 F9		1-0 FC5-4 HBP		0-3 K		3 0 0 0 0 1 1										
Luis Aguayo, R (1, 4) OBP: 0.163, SLG: 0.150		0-0 2-3		0-0 4-3		0-0 FC5-4 1-2f		0-0 5-3		4 0 0 0 0 0 1										
Steve Jeltz, S (1, 6) OBP: 0.400, SLG: 0.356		0-0 1B		4-0 FC1-6 SH3-4 BB		4-0 SH2-4 HR BB		0-0 F9		2 1 1 0 2 0 0										
Charles Hudson, S (1, 1)		0-3 K		0-0 SH3-4		0-0 SH2-4		0-0 F9		2 0 0 0 0 1 1										
Don Carman, L (8, 1)										0 0 0 0 0 0 0										
Kent Tekulve, R (8, 1)										0 0 0 0 0 0 0										
Dave Rucker, L (9, 1)										0 0 0 0 0 0 0										
Steve Bedrosian, R (9, 1)										0 0 0 0 0 0 0										
<b>Inning Stats</b>	R: 0 E: 0 K: 0 S: 5	H: 2 LOB: 2 BB: 0 P: 5	R: 0 E: 0 K: 1 S: 6	H: 1 LOB: 1 BB: 0 P: 6	R: 1 E: 0 K: 0 S: 4	H: 1 LOB: 0 BB: 0 P: 4	R: 0 E: 0 K: 0 S: 3	H: 0 LOB: 0 BB: 0 P: 3	R: 0 E: 0 K: 1 S: 5	H: 0 LOB: 1 BB: 0 P: 6	R: 4 E: 0 K: 1 S: 8	H: 3 LOB: 1 BB: 2 P: 16	R: 0 E: 0 K: 0 S: 3	H: 0 LOB: 0 BB: 0 P: 3	R: 1 E: 0 K: 3 S: 10	H: 1 LOB: 0 BB: 0 P: 10	1B: 4 2B: 1 3B: 0 HR: 3	SF: 0 SAC: 2 DP: 0 HBP: 1	WP: 0 PB: 0 SB: 0 CS: 0	PA: 40
<b>PITCHER</b>	IP WLS BF H R ER SO BB IBB HBP BLK WP HR S P ERA WHIP																			
Larry McWilliams, L (1, 1) ERA: 4.66	6.1 L 30 6 5 5 2 4 0 1 0 0 2 29 46 7.11 1.579																			
Cecilio Guante, R (7, 1) ERA: 2.13	0.2 3 1 0 0 1 0 0 0 0 0 0 5 5 0.00 1.500																			
Pat Clements, L (8, 1) ERA: 4.05	1.0 3 0 0 0 0 0 0 0 0 0 0 3 3 0.00 0.000																			
Jim Winn, R (9, 1) ERA: 2.57	1.0 4 1 1 1 3 0 0 0 0 0 1 10 10 9.00 1.000																			

Philadelphia Phillies @ Pittsburgh Pirates  
 Three Rivers Stadium, Pittsburgh, PA  
 Sat Apr 26 1986, 3:33 AM EST  
 Att. 16,373 - Unknown

livebaseballscorecards.com

AB	33
R	6
H	8
RBI	6
BB	4
SO	6
LOB	10



BOTTOM

Philadelphia Phillies @ Pittsburgh Pirates  
Three Rivers Stadium, Pittsburgh, PA

Sat Apr 26 1986, 3:33 AM EST  
Att. 16,373 - Unknown

livebaseballscorecards.com

AB	36
R	5
H	9
RBI	4
BB	5
SO	2
LOB	14



WP:	0	PA:	41
PB:	0		
SB:	1		
CS:	0		

AB R H RBI BB SO LOB

5	1	1	0	0	1	2
5	0	0	0	0	0	2
4	1	1	1	1	0	0
4	0	1	0	1	0	1
5	1	1	0	0	0	3
2	1	1	0	2	0	0
4	1	2	2	0	0	2
2	0	0	0	0	0	0
1	0	0	0	0	1	1
0	0	0	0	0	0	0
0	0	0	1	1	0	0
2	0	1	0	0	0	0
0	0	0	0	0	0	0
1	0	1	0	0	0	0
1	0	0	0	0	0	3
0	0	0	0	0	0	0

1B:	7	SF:	0
2B:	1	SAC:	0
3B:	0	DP:	0
HR:	1	HBP:	0

Batter	1	2	3	4	5	6	7	8	9
R.J. Reynolds, S (1, 7) OBP: 0.365, SLG: 0.534	0-3 K		0-0 FC5-4			0-0 F8	0-0 G3		0-0 4-3 6-3 2B
Joe Orsulak, L (1, 8) OBP: 0.273, SLG: 0.367	0-0 L4		0-0 4-3			0-0 4-3		0-0 P5	0-0 4-3 2-3
Johnny Ray, S (1, 4) OBP: 0.508, SLG: 0.593	0-0 F9			0-0 F7		4-0 BB BB		0-0 BB 1B 1B	0-0 6-3 3-H
Sid Bream, L (1, 3) OBP: 0.375, SLG: 0.564		0-0 6-3		0-0 G3		4-0 BB 1-2 BB		0-0 F8	0-0 FC5-4 1B
Mike Brown, R (1, 9) OBP: 0.340, SLG: 0.444		0-0 6-3		0-0 F9		0-0 F8		0-0 BB 1B 1B	0-0 FC5-4 1-2
Tony Peña, R (1, 2) OBP: 0.321, SLG: 0.306		4-0 BB BB		0-0 F7		0-0 E S 1B		4-0 BB 1-2 2-3 BB	
Bill Almon, R (1, 5) OBP: 0.474, SLG: 0.800		0-0 6-3		0-0 HR		0-0 F7		0-0 BB 1B	
Rafael Belliard, R (1, 6) OBP: 0.316, SLG: 0.333			0-0 6-3		0-0 F9		0-3 K	4-0 FC6-4 BB	
Steve Kemp, L (7, PH) OBP: 0.286, SLG: 0.417					0-0 F9		1-2 K	1-2 2-3 3-H BB	
Sam Khalifa, R (8, 6) OBP: 0.148, SLG: 0.080					0-0 F8		0-0 E6	0-0 FC6-4 1-2	
Mike Diaz, R (8, PH) OBP: 0.333, SLG: 0.250									0-0 FC6-4 1-2
Larry McWilliams, L (1, 1) OBP: 0.187, SLG: 0.187									
Cecilio Guante, R (7, 1)									
Lee Mazzilli, S (7, PH) OBP: 0.571, SLG: 0.250									
Pat Clements, R (8, 1)									
Jim Morrison, R (8, PH) OBP: 0.291, SLG: 0.333									
Jim Winn, R (9, 1)									

Inning Stats	R: 0	H: 0	E: 0	K: 1	S: 5	LOB: 0	BB: 0	P: 5	R: 0	H: 0	E: 0	K: 0	S: 3	LOB: 1	BB: 1	P: 7	R: 0	H: 1	E: 0	K: 0	S: 4	LOB: 1	BB: 0	P: 4	R: 0	H: 0	E: 0	K: 0	S: 3	LOB: 0	BB: 0	P: 3	R: 1	H: 1	E: 0	K: 0	S: 4	LOB: 0	BB: 0	P: 4	R: 0	H: 0	E: 0	K: 0	S: 3	LOB: 2	BB: 2	P: 11	R: 1	H: 2	E: 1	K: 1	S: 7	LOB: 1	BB: 0	P: 7	R: 2	H: 3	E: 0	K: 0	S: 6	LOB: 3	BB: 2	P: 14	R: 1	H: 2	E: 0	K: 0	S: 5	LOB: 1	BB: 0	P: 5	1B: 7	SF: 0	2B: 1	SAC: 0	3B: 0	DP: 0	HR: 1	HBP: 0	WP: 0	PA: 41
--------------	------	------	------	------	------	--------	-------	------	------	------	------	------	------	--------	-------	------	------	------	------	------	------	--------	-------	------	------	------	------	------	------	--------	-------	------	------	------	------	------	------	--------	-------	------	------	------	------	------	------	--------	-------	-------	------	------	------	------	------	--------	-------	------	------	------	------	------	------	--------	-------	-------	------	------	------	------	------	--------	-------	------	-------	-------	-------	--------	-------	-------	-------	--------	-------	--------

PITCHER	IP	WLS	BF	H	R	ER	SO	BB	IBB	HBP	BLK	WP	HR	S	P	ERA	WHIP
Charles Hudson, R (1, 1) ERA: 3.6	7.1		30	5	3	2	2	3	0	0	0	0	1	31	43	2.46	1.091
Don Carman, L (8, 1) ERA: 6.43	0.1		3	1	0	0	0	1	0	0	0	0	0	2	6	0.00	6.000
Kent Tekulve, R (8, 1) ERA: 4.5	0.1		4	2	2	2	0	1	0	0	0	0	0	3	7	54.00	9.000
Dave Rucker, L (9, 1) ERA:	0.2		3	1	0	0	0	0	0	0	0	0	0	3	3	0.00	1.500
Steve Bedrosian, R (9, 1) ERA: 7.27	0.1	S	1	0	0	0	0	0	0	0	0	0	0	1	1	0.00	0.000



Batter	1	2	3	4	5	6	7	8	9	AB R H RBI BB SO LOB	TOP	
<b>Greg Gross, L</b> (1, 7) <small>BBP: 0.400, SLG: 0.143</small> <b>Chris James, R</b> (6, PH) <small>BBP: 0.300, SLG: 0.556</small> (6, 7)	4-0 	0-0 4-3 		0-0 		0-3 		0-0 		2 0 1 0 1 0 1 2 0 0 0 0 1 3		
<b>Milt Thompson, L</b> (1, 8) <small>BBP: 0.224, SLG: 0.273</small>	0-0 		4-0 	0-0 		0-0 		0-3 		4 0 2 1 1 1 2		
<b>Von Hayes, L</b> (1, 3) <small>BBP: 0.271, SLG: 0.294</small>	0-3 		0-0 	0-0 		0-0 		0-0 		4 0 0 1 0 1 6		
<b>Mike Schmidt, R</b> (1, 5) <small>BBP: 0.377, SLG: 0.557</small>	4-0 		0-0 	0-0 		0-0 		0-0 		4 0 0 0 1 0 5		
<b>Joe Lefebvre, L</b> (1, 9) <b>Glenn Wilson, R</b> (6, PH) <small>BBP: 0.266, SLG: 0.185</small> (6, 9)	0-0 		4-0 		0-0 	0-0 		0-0 		2 0 0 0 1 0 2 2 0 0 0 0 0 2		
<b>Darren Daulton, L</b> (1, 2) <small>BBP: 0.432, SLG: 0.633</small>		0-0 	0-0 		0-3 		0-0 		0-0 	5 0 0 0 0 1 2		
<b>Luis Aguayo, R</b> (1, 4) <small>BBP: 0.191, SLG: 0.209</small>		1-0 		0-0 	0-0 		0-0 			3 2 1 0 0 0 0	<b>AB</b> 35 <b>R</b> 5 <b>H</b> 7 <b>RBI</b> 4 <b>BB</b> 5 <b>SO</b> 5 <b>LOB</b> 26	
<b>Steve Jeltz, S</b> (1, 6) <small>BBP: 0.390, SLG: 0.333</small>		0-0 		0-3 		4-0 		0-0 		3 1 0 0 1 1 2		
<b>Steve Carlton, L</b> (1, 1) <small>BBP: 0.167, SLG: 0.167</small> <b>Charles Hudson, S</b> (6, PR) <b>Dave Stewart, R</b> (6, 1) <b>Greg Legg, R</b> (8, PH) <small>BBP: 0.333, SLG: 0.333</small> <b>Larry Andersen, R</b> (8, 1)		0-0 		0-0 		0-0 		0-0 		3 1 2 2 0 0 1 0 1 0 0 0 0 0 0 0 0 0 0 0 0 1 0 1 0 0 0 0 0 0 0 0 0 0 0		
<b>Inning Stats</b>	R: 0 H: 0 E: 0 LOB: 2 K: 1 BB: 2 S: 5 P: 13	R: 1 H: 1 E: 0 LOB: 1 K: 0 BB: 0 S: 4 P: 5	R: 0 H: 0 E: 0 LOB: 2 K: 0 BB: 2 S: 3 P: 11	R: 2 H: 4 E: 0 LOB: 2 K: 1 BB: 0 S: 9 P: 9	R: 0 H: 0 E: 0 LOB: 0 K: 1 BB: 0 S: 5 P: 5	R: 2 H: 1 E: 2 LOB: 2 K: 1 BB: 1 S: 8 P: 12	R: 0 H: 0 E: 0 LOB: 0 K: 0 BB: 0 S: 3 P: 3	R: 0 H: 1 E: 0 LOB: 1 K: 1 BB: 0 S: 6 P: 6	R: 0 H: 0 E: 0 LOB: 0 K: 0 BB: 0 S: 3 P: 3	1B: 5 SF: 1 2B: 1 SAC: 0 3B: 1 DP: 0 HR: 0 HBP: 1	WP: 0 PA: 42 PB: 0 SB: 0 CS: 0	
<b>PITCHER</b>	<b>IP</b> <b>WLS</b> <b>BF</b> <b>H</b> <b>R</b> <b>ER</b> <b>SO</b> <b>BB</b> <b>IBB</b> <b>HBP</b> <b>BLK</b> <b>WP</b> <b>HR</b> <b>S</b> <b>P</b> <b>ERA</b> <b>WHIP</b>											<b>PITCHER</b> <b>IP</b> <b>WLS</b> <b>BF</b> <b>H</b> <b>R</b> <b>ER</b> <b>SO</b> <b>BB</b> <b>IBB</b> <b>HBP</b> <b>BLK</b> <b>WP</b> <b>HR</b> <b>S</b> <b>P</b> <b>ERA</b> <b>WHIP</b>
<b>Mike Bielecki, R</b> (1, 1) <small>ERA: 6.75</small>	5.0 W 27 5 5 4 3 5 0 1 2 0 0 27 48 7.20 2.000											
<b>Bob Patterson, L</b> (6, 1) <small>ERA:</small>	0.2 4 1 0 0 1 0 0 0 0 0 0 6 6 0.00 1.500											
<b>Bob Walk, R</b> (6, 1) <small>ERA: 1.15</small>	3.1 S 11 1 0 0 1 0 0 0 0 0 0 13 13 0.00 0.300											

Philadelphia Phillies @ Pittsburgh Pirates  
 Three Rivers Stadium, Pittsburgh, PA  
 Sun Apr 27 1986, 3:33 AM EDT  
 Att: 17,218 - Unknown

livebaseballscorecards.com

Batter	1	2	3	4	5	6	7	8	9
R.J. Reynolds, S OBP: 0.348, SLG: 0.516 (1, 8) Jim Morrison, R OBP: 0.261, SLG: 0.333 (8, PR) (9, 5)	0-0 F3	0-0 4-3	0-3 K		0-0 E5		0-0 4-3	0-0 2B	
Bill Almon, R OBP: 0.520, SLG: 1.000 (1, 5) (9, 7)	0-0 F8	0-0 SF8 2B		0-0 HR	4-0 FC3-2 IBB		0-0 4-3	0-0 2B	
Johnny Ray, S OBP: 0.463, SLG: 0.542 (1, 4)	0-0 4-3	0-0 SF8 2-H		0-0 6-3	0-0 FC3-2 FC6		0-0 6-3	0-0 5-3	
Mike Brown, R OBP: 0.364, SLG: 0.469 (1, 9)		0-0 BB 6-3		0-0 1B 1B	0-0 FC6 1-2f			0-0 1B 2B	
Mike Diaz, R OBP: 0.308, SLG: 0.250 Joe Orsulak, L OBP: 0.286, SLG: 0.380 (1, 7) (7, 8)		0-0 BB 1B	0-0 F8	0-3 K		0-3 K		0-0 2B 1B	
Tony Peña, R OBP: 0.361, SLG: 0.377 (1, 2)		4-0 E BB	0-0 E 2B	0-0 1B		0-0 F9		0-0 CS 2B	
Sid Bream, L OBP: 0.396, SLG: 0.548 (1, 3)		0-0 E 4-3 BB	4-0 E BB	0-0 F3		4-0 S BB		0-0 CS 2B 1B	
Rafael Belliard, R OBP: 0.292, SLG: 0.304 (1, 6)		0-0 E 4-3 2B	0-0 E 1B		0-0 SH2-4 FC3-2 1B		0-0 4-3	0-3 K	
Mike Bielecki, R Bob Patterson, R Bob Walk, R OBP: 0.400, SLG: 0.800 (1, 1) (6, 1) (6, 1)		0-0 E 4-3 2B	0-3 K		0-0 SH2-4		0-0 4-3 2B	0-0 2B 2B	

Inning Stats	R: 0 E: 0 K: 0 S: 3	H: 0 LOB: 0 BB: 0 P: 3	R: 7 E: 3 K: 0 S: 8	H: 2 LOB: 0 BB: 2 P: 16	R: 0 E: 1 K: 2 S: 9	H: 1 LOB: 3 BB: 1 P: 13	R: 1 E: 0 K: 1 S: 8	H: 3 LOB: 2 BB: 0 P: 8	R: 0 E: 1 K: 0 S: 5	H: 1 LOB: 3 BB: 1 P: 9	R: 0 E: 0 K: 1 S: 5	H: 0 LOB: 1 BB: 1 P: 9	R: 0 E: 0 K: 0 S: 4	H: 1 LOB: 1 BB: 0 P: 4	R: 5 E: 0 K: 1 S: 11	H: 7 LOB: 1 BB: 0 P: 11
1B: 6 2B: 8 3B: 0 HR: 1	SF: 1 SAC: 1 DP: 0 HBP: 0	WP: 0 PA: 48														

PITCHER	IP	WLS	BF	H	R	ER	SO	BB	IBB	HBP	BLK	WP	HR	S	P	ERA	WHIP	
Steve Carlton, L ERA: 6.91 (1, 1)	5.0	L	31	7	8	3	3	3	3	1	0	0	0	1	33	49	5.40	2.000
Dave Stewart, R ERA: 4.26 (6, 1)	2.0		8	1	0	0	1	1	0	0	0	0	0	9	13	0.00	1.000	
Larry Andersen, R ERA: 7.36 (8, 1)	1.0		9	7	5	5	1	0	0	0	0	0	0	11	11	45.00	7.000	

**BOTTOM**

Philadelphia Phillies @ Pittsburgh Pirates  
Three Rivers Stadium, Pittsburgh, PA

Sun Apr 27 1986, 3:33 AM EDT  
Att. 17,218 - Unknown

livebaseballscorecards.com

AB	41
R	13
H	15
RBI	12
BB	5
SO	5
LOB	31





Batter	1	2	3	4	5	6	7	8	9	AB R H RBI BB SO LOB	TOP											
Bill Doran, S OBP: 0.422, SLG: 0.362 (1, 4) X	0-0 F7	0-0 1B 1-3 2-H		X 0-0 L9		X 0-0 1B S	X 0-0 F7			5 0 2 1 0 0 2												
Dickie Thon, R OBP: 0.327, SLG: 0.347 (1, 6) X	0-0 FC5 3-1 1B	4-0 1B 1-2		X 0-0 F7		X 0-0 L7		X 0-0 6-3		4 0 1 0 1 0 1												
Phil Garner, R OBP: 0.377, SLG: 0.700 (1, 5) X	0-0 3-1 1-2	0-0 L8			X 0-0 2B 2B	X 0-0 F8 1-2		S S S S 0-3 K		5 1 1 0 0 1 5												
Glenn Davis, R OBP: 0.256, SLG: 0.394 (1, 3) B B B	4-0 BB		X 0-0 F8		X 0-0 1B FC6-4 2B	X 0-0 F2		X 0-0 6-3		4 1 1 1 1 0 1												
Kevin Bass, S OBP: 0.320, SLG: 0.406 (1, 9) X	0-0 FC5 2-3f		S S S 0-3 K		X 0-0 FC6-4 1B		X 0-0 F9		X 0-0 6-3	5 0 1 0 0 1 2												
Jose Cruz, L OBP: 0.219, SLG: 0.172 (1, 7) Jeff Calhoun, L (5, 1) Terry Puhl, L (7, PH) Frank DiPino, L (7, 1) Charlie Kerfeld, R (8, 1) Craig Reynolds, L (9, PH) OBP: 0.481, SLG: 0.720		X 0-0 4-3	X 0-0 2B 1B		X 0-0 FC6-4 1B		X 0-0 BB 2B 1B		X 0-0 F8	3 0 1 1 0 0 1 0 0 0 0 0 0 0 1 1 1 0 0 0 0 0 0 0 0 0 0 0 0 0 0 0 0 0 0 1 0 0 0 0 0 0												
Alan Ashby, S OBP: 0.400, SLG: 0.579 (1, 2) X		X 0-0 L7	X 0-0 1-3 2B		X 0-0 1-2 3-H 1B		B B B B 4-0 2B 1-2 BB		X 0-0 1B 1B	4 0 3 0 1 0 0												
Tony Walker, R OBP: 0.273, SLG: 0.300 (1, 8) B B B		4-0 1B 1B BB	X 0-0 6-3		X 0-0 F8		X 0-0 1-3 2-H 2B		X 0-0 1-2 1B	4 1 2 1 1 0 4												
Nolan Ryan, R (1, 7) Mark Ballew, R (2, PH) Julio Solano, R (2, 1) Mike Scott, R (2, 1) Mike Madden, L (2, 1) Jim Panakovsky, R (2, 1) Denny Walling, L (2, 1)		X 0-0 1B 1B		S S S 0-3 K	X 0-0 F3		X 0-0 F7		X 0-0 G3	0 0 0 0 0 0 0 1 0 0 1 0 0 0 0 0 0 0 0 0 0 1 0 0 0 0 0 0 0 0 0 0 0 0 0 1 0 0 0 0 0 2 2 0 0 0 0 0 4												
<b>Inning Stats</b>	R: 0 E: 0 K: 0 S: 4	H: 1 LOB: 2 BB: 1 P: 8	R: 1 E: 0 K: 0 S: 5	H: 2 LOB: 3 BB: 2 P: 13	R: 0 E: 0 K: 1 S: 7	H: 2 LOB: 2 BB: 0 P: 7	R: 0 E: 0 K: 1 S: 5	H: 0 LOB: 0 BB: 0 P: 5	R: 2 E: 0 K: 0 S: 7	H: 4 LOB: 2 BB: 0 P: 7	R: 0 E: 0 K: 0 S: 4	H: 1 LOB: 1 BB: 0 P: 4	R: 1 E: 0 K: 0 S: 5	H: 2 LOB: 2 BB: 1 P: 9	R: 0 E: 0 K: 1 S: 5	H: 0 LOB: 0 BB: 0 P: 5	R: 0 E: 0 K: 0 S: 5	H: 2 LOB: 2 BB: 0 P: 5	1B: 10 2B: 4 3B: 0 HR: 0	SF: 0 SAC: 0 DP: 0 HBP: 0	WP: 0 PB: 0 SB: 1 CS: 0	PA: 45
<b>PITCHER</b>	IP WLS BF H R ER SO BB IBB HBP BLK WP HR S P ERA WHIP																					
Shane Rawley, L (1, 1) ERA: 2.41	6.1 W 35 12 4 4 2 4 0 0 0 0 0 0 35 51 5.68 2.526																					
Kent Tekulve, R (7, 1) ERA: 1.93	2.2 10 2 0 0 1 0 0 0 0 0 0 0 12 12 0.00 0.750																					

Houston Astros @ Philadelphia Phillies  
Veterans Stadium, Philadelphia, PA  
Tue Apr 29 1986, 7:05 PM EDT  
Att. 16,313 - Unknown

AB	41
R	4
H	14
RBI	4
BB	4
SO	3
LOB	22



WP	0	PA	45
PB	0		
SB	1		
CS	0		

Batter	1	2	3	4	5	6	7	8	9	AB	R	H	RBI	BB	SO	LOB	BOTTOM
--------	---	---	---	---	---	---	---	---	---	----	---	---	-----	----	----	-----	--------

<b>Milt Thompson, L</b> <small>OBP: 0.238, SLG: 0.271</small> (1, 8)	4-0  BB	0-0  BB	0-0  BB		0-0  BB		0-0  BB			4	2	1	0	1	0	2	<h3>Houston Astros @ Philadelphia Phillies</h3> <p>Veterans Stadium, Philadelphia, PA</p> <p>Tue Apr 29 1986, 7:05 PM EDT Att. 16,313 - Unknown</p>
<b>Rick Schu, R</b> <small>OBP: 0.474, SLG: 0.778</small> (1, 5)	4-0  BB	0-0  BB	0-0  BB		0-0  BB		0-3  BB			4	1	3	1	1	1	1	
<b>Von Hayes, L</b> <small>OBP: 0.266, SLG: 0.286</small> (1, 7)	0-0  BB	0-0  BB	0-0  BB		0-0  BB		0-0  BB			5	1	1	1	0	0	5	
<b>Mike Schmidt, R</b> <small>OBP: 0.378, SLG: 0.594</small> (1, 3)	0-0  BB	0-0  BB	0-0  BB		4-0  BB		0-3  BB			3	3	1	4	1	1	2	
<b>Glenn Wilson, R</b> <small>OBP: 0.261, SLG: 0.186</small> (1, 9)	0-3  BB	0-0  BB		0-0  BB		0-0  BB		0-0  BB		5	0	1	0	0	1	2	
<b>Darren Daulton, L</b> <small>OBP: 0.476, SLG: 0.719</small> (1, 2)	4-0  BB	0-3  BB		4-0  BB		4-0  BB		0-0  BB		2	2	1	2	3	1	2	
<b>Luis Aguayo, R</b> <small>OBP: 0.212, SLG: 0.313</small> (1, 4)	0-0  BB		0-0  BB		0-0  BB		0-0  BB		0-0  BB	5	2	2	2	0	0	2	
<b>Steve Jeltz, S</b> <small>OBP: 0.375, SLG: 0.321</small> (1, 6)	0-3  BB		0-0  BB		0-0  BB		0-0  BB		0-0  BB	5	1	1	0	0	1	2	
<b>Shane Rawley, R</b> <b>Kent Tekulve, R</b>	0-0  BB		0-0  BB		4-0  BB		0-0  BB			2	0	0	0	1	0	1	

<b>Inning Stats</b> R: 6 H: 2 E: 0 K: 10 S: 12 LOB: 0 BB: 3 P: 22	R: 1 H: 3 E: 0 K: 1 S: 8 LOB: 2 BB: 0 P: 8	R: 2 H: 4 E: 1 K: 0 S: 7 LOB: 2 BB: 0 P: 7	R: 0 H: 0 E: 0 K: 0 S: 3 LOB: 1 BB: 1 P: 7	R: 0 H: 1 E: 0 K: 0 S: 3 LOB: 1 BB: 1 P: 7	R: 1 H: 0 E: 1 K: 0 S: 6 LOB: 1 BB: 2 P: 11	R: 0 H: 0 E: 1 K: 1 S: 6 LOB: 1 BB: 0 P: 6	R: 2 H: 1 E: 0 K: 1 S: 7 LOB: 0 BB: 0 P: 7	1B: 7 SF: 1 2B: 1 SAC: 0 3B: 0 DP: 1 HR: 3 HBP: 0	WP: 1 PA: 44 PB: 1 SB: 2 CS: 0
---	---	---	---	---	--	---	---	--	---

PITCHER	IP	WLS	BF	H	R	ER	SO	BB	IBB	HBP	BLK	WP	HR	S	P	ERA	WHIP
<b>Nolan Ryan, R</b> <small>ERA: 5.56</small>	(1, 1)	1.0	9	2	6	6	2	3	0	0	0	1	2	10	22	54.00	5.000
<b>Julio Solano, R</b> <small>ERA: 5.63</small>	(2, 1)	2.0	13	7	3	3	1	0	0	0	0	0	0	15	15	13.50	3.500
<b>Mike Madden, L</b> <small>ERA: 2.7</small>	(4, 1)	1.0	4	0	0	0	0	1	0	0	0	0	0	3	7	0.00	1.000
<b>Jeff Calhoun, L</b> <small>ERA: 1.29</small>	(5, 1)	2.0	9	1	1	0	0	3	0	0	0	0	0	6	18	0.00	2.000
<b>Frank DiPino, L</b> <small>ERA: 1.8</small>	(7, 1)	1.0	4	0	0	0	1	0	0	0	0	0	0	6	6	0.00	0.000

livebaseballscorecards.com

<b>AB</b>	<b>36</b>
<b>R</b>	<b>12</b>
<b>H</b>	<b>11</b>
<b>RBI</b>	<b>10</b>
<b>BB</b>	<b>7</b>
<b>SO</b>	<b>5</b>
<b>LOB</b>	<b>19</b>







Batter	1	2	3	4	5	6	7	8	9	AB R H RBI BB SO LOB
Milt Thompson, L (1, 8) OBP: 0.250, SLG: 0.258	0-0 B1-3	0-3 K			4-0 BB		0-0 B5		4-0 L4-6 SH1-3 BB	3 0 0 0 2 1 4
Rick Schu, R (1, 5) OBP: 0.435, SLG: 0.682	0-3 K		0-0 F6		0-3 K		0-0 G3 1B		0-0 SH1-3	4 0 1 0 0 2 1
Von Hayes, L (1, 7) (8, 9) OBP: 0.275, SLG: 0.300	0-0 2B		0-0 F7		4-0 BB		0-0 G3		0-0 L4-6	4 0 1 0 1 0 3
Mike Schmidt, R (1, 3) OBP: 0.385, SLG: 0.582	0-3 K		0-0 BB 1B		0-3 K		4-0 IBB			3 0 1 0 1 2 3
Glenn Wilson, R (1, 9) OBP: 0.260, SLG: 0.177 Don Carman, L (8, 1)		0-0 L8	4-0 BB		0-0 F4		0-0 F4			3 0 0 0 1 0 5 0 0 0 0 0 0 0
Darren Daulton, L (1, 2) OBP: 0.457, SLG: 0.667		0-0 1B BB 1B	0-0 F4			0-0 4-3		0-0 F7		4 0 1 0 0 0 2
Luis Aguayo, R (1, 4) OBP: 0.214, SLG: 0.294		4-0 1B BB		0-3 K		0-0 F8		0-0 L7		3 0 0 0 1 1 0
Steve Jeltz, S (1, 6) OBP: 0.382, SLG: 0.321		0-0 1B		0-0 4-3		0-0 F9		4-0 S BB		3 0 1 0 1 0 0
Kevin Gross, R (1, 1) OBP: 0.100, SLG: 0.100 Greg Gross, L (7, PH) (8, 7) OBP: 0.417, SLG: 0.222		0-3 K		0-0 4-3			0-0 G3 1B 1B		0-0 6-3	2 0 0 0 0 1 3 2 0 1 0 0 0 1

Inning Stats	R: 0	H: 1	E: 0	LOB: 1	K: 2	BB: 0	S: 8	R: 0	H: 2	E: 0	LOB: 3	K: 2	BB: 1	S: 9	R: 0	H: 1	E: 0	LOB: 2	K: 0	BB: 1	S: 4	R: 0	H: 0	E: 0	LOB: 0	K: 1	BB: 0	S: 5	R: 0	H: 0	E: 0	LOB: 2	K: 2	BB: 2	S: 7	R: 0	H: 0	E: 0	LOB: 0	K: 0	BB: 0	S: 3	R: 0	H: 2	E: 0	LOB: 3	K: 0	BB: 1	S: 5	R: 0	H: 0	E: 0	LOB: 1	K: 0	BB: 1	S: 3	R: 0	H: 0	E: 0	LOB: 0	K: 0	BB: 1	S: 2	1B: 5	SF: 0	2B: 2	SAC: 1	3B: 0	DP: 1	HR: 0	HBP: 0	WP: 0	PA: 39
--------------	------	------	------	--------	------	-------	------	------	------	------	--------	------	-------	------	------	------	------	--------	------	-------	------	------	------	------	--------	------	-------	------	------	------	------	--------	------	-------	------	------	------	------	--------	------	-------	------	------	------	------	--------	------	-------	------	------	------	------	--------	------	-------	------	------	------	------	--------	------	-------	------	-------	-------	-------	--------	-------	-------	-------	--------	-------	--------

PITCHER	IP	WLS	BF	H	R	ER	SO	BB	IBB	HBP	BLK	WP	HR	S	P	ERA	WHIP
Mike Scott, R (1, 1) ERA: 3.18	6.1	W	29	6	0	0	7	4	0	0	0	0	0	39	55	0.00	1.579
Frank DiPino, L (7, 1) ERA: 1.74	0.1		1	0	0	0	0	0	0	0	0	0	0	1	1	0.00	0.000
Charlie Kerfeld, R (7, 1) ERA: 0.52	1.1		6	0	0	0	0	1	1	0	0	0	0	4	12	0.00	0.750
Dave Smith, R (9, 1) ERA: 2.25	1.0	S	3	0	0	0	0	1	0	0	0	0	0	2	6	0.00	1.000

**BOTTOM**

**Houston Astros @ Philadelphia Phillies**  
Veterans Stadium, Philadelphia, PA

Wed Apr 30 1986, 7:05 PM EDT  
Att. 17,134 - Unknown

livebaseballscorecards.com

**AB 31**  
**R 0**  
**H 6**  
**RBI 0**  
**BB 7**  
**SO 7**  
**LOB 22**





Batter	1	2	3	4	5	6	7	8	9	AB R H RBI BB SO LOB	TOP											
Bill Sample, R (1, 9) OBP: 0.310, SLG: 0.393	0-0 1B E 1B	4-0 BB 1B BB	0-0 FC6-4 1-2f			0-0 6-3		0-3 K		4 2 1 0 1 1 2												
Rafael Ramirez, R (1, 5) OBP: 0.291, SLG: 0.393	0-0 FC5-4 1-2 1B	0-0 F5			0-0 F8	0-0 4-3		0-0 6-3		5 0 1 0 0 0 2												
Dale Murphy, R (1, 8) OBP: 0.417, SLG: 0.625	0-0 FC5-4 S FC6-2 1-2f 2-H	4-0 1B BB			0-0 F8	0-0 6-3		0-3 K		4 0 0 0 1 1 1												
Bob Homer, R (1, 3) OBP: 0.321, SLG: 0.386	0-0 FC6-2 BB 2B 2-H	0-0 FC6-4 1-2 2-H 3-H			0-0 1B		0-0 E SF8 1B 1B		0-0 FC5-4 1B	5 2 4 2 0 0 1												
Terry Harper, R (1, 7) OBP: 0.320, SLG: 0.308	4-0 2B WP BB	0-0 FC6-4 1-2f			0-0 L6		0-3 K		0-0 FC5-4 1B 1-2f	4 1 0 0 1 1 5												
Andres Thomas, R (1, 6) OBP: 0.400, SLG: 0.526	0-0 WP 1-3 2-H 2B		0-0 6-3			0-3 K		0-0 E9 1B 1B	0-0 FC5-4 1B 1-2	5 0 3 1 0 1 0												
Ozzie Virgil, R (1, 2) OBP: 0.240, SLG: 0.262	0-0 F8 2-3 3-H		4-0 FC5-6 BB BB			0-0 BLK SF9 1B		0-0 SF8	0-3 K	3 1 1 1 1 1 3												
Glenn Hubbard, R (1, 4) OBP: 0.351, SLG: 0.367		0-0 4-3	4-0 FC5-6 BB BB			0-0 SF9		0-0 FC4 1B	0-0 F9	3 0 1 1 1 0 2												
David Palmer, R (1, 1)		0-0 E4 BB 1B	0-0 FC5-6 FC6-4 1-2 2-3f			0-0 F3		0-0 FC4		4 1 0 0 0 0 4												
<b>Inning Stats</b>	R: 3 E: 1 K: 0 S: 6	H: 3 LOB: 1 BB: 1 P: 10	R: 2 E: 1 K: 0 S: 5	H: 1 LOB: 2 BB: 2 P: 13	R: 0 E: 0 K: 0 S: 3	H: 0 LOB: 2 BB: 2 P: 11	R: 0 E: 0 K: 0 S: 4	H: 1 LOB: 1 BB: 0 P: 4	R: 1 E: 0 K: 1 S: 6	H: 1 LOB: 0 BB: 0 P: 6	R: 0 E: 0 K: 0 S: 3	H: 0 LOB: 0 BB: 0 P: 3	R: 1 E: 1 K: 1 S: 8	H: 3 LOB: 2 BB: 0 P: 8	R: 0 E: 0 K: 2 S: 7	H: 0 LOB: 0 BB: 0 P: 7	R: 0 E: 0 K: 1 S: 7	H: 2 LOB: 2 BB: 0 P: 7	1B: 10 2B: 1 3B: 0 HR: 0	SF: 2 SAC: 0 DP: 0 HBP: 0	WP: 1 PB: 0 SB: 1 CS: 0	PA: 44
<b>PITCHER</b>	IP WLS BF H R ER SO BB IBB HBP BLK WP HR S P ERA WHIP																				<b>PITCHER</b>	IP WLS BF H R ER SO BB IBB HBP BLK WP HR S P ERA WHIP
Steve Carlton, L (1, 1) ERA: 6.89	4.0 L 23 5 5 3 0 5 0 0 0 1 0 18 38 6.75 2.500																					
Dave Stewart, R (5, 1) ERA: 4.32	2.0 7 1 1 1 1 0 0 0 0 0 0 0 9 9 4.50 0.500																					
Dave Rucker, L (7, 1) ERA: 1.08	2.0 9 3 1 1 3 0 0 0 0 0 0 0 15 15 4.50 1.500																					
Steve Bedrosian, R (9, 1) ERA: 6.52	1.0 5 2 0 0 1 0 0 0 0 0 0 0 7 7 0.00 2.000																					

Atlanta Braves @ Philadelphia Phillies  
Veterans Stadium, Philadelphia, PA  
Fri May 02 1986, 7:05 PM EDT  
Att. 20,237 - Unknown

livebaseballscorecards.com

AB	37
R	7
H	11
RBI	5
BB	5
SO	5
LOB	20







Batter	1	2	3	4	5	6	7	8	9	AB	R	H	RBI	BB	SO	LOB	TOP								
Claudell Washington, L OBP: 0.284, SLG: 0.379 (1, 9) X	0-0 4-3	0-0 5-3		4-0 CS BB		0-0 4-3	0-0 5-3		0-3 K	5	0	0	1	1	1	3									
Rafael Ramirez, R OBP: 0.297, SLG: 0.393 (1, 5) X	0-0 4-3	0-0 4-3		1-2 1B		0-0 1B WP SF5 1B			0-3 K	5	1	2	0	0	1	1									
Dale Murphy, R OBP: 0.416, SLG: 0.623 (1, 8) X	0-0 6-3			0-3 K		0-0 1B BB 1B			0-0 F7	5	1	2	0	0	1	1									
Bob Homer, R OBP: 0.337, SLG: 0.411 (1, 3) X		0-0 2B 4-3 1B	0-0 1B E 2B		0-0 5-3	0-0 SF5			4-0 BB	3	2	2	2	1	0	0									
Terry Harper, R OBP: 0.313, SLG: 0.290 (1, 7) X		0-0 4-3	0-0 L8		0-3 K	4-0 FC6-4 BB			0-3 K	4	0	0	0	1	2	3									
Andres Thomas, R OBP: 0.480, SLG: 0.708 (1, 6) X		0-0 2B 2B	0-0 E 1B		0-0 2B	0-0 FC6-4			0-0 WP 2B 2B	5	3	4	1	0	0	2									
Ozzie Virgil, R OBP: 0.255, SLG: 0.283 (1, 2) X		4-0 2B BB	0-0 1-4-3		0-0 BLK 2B 2B				0-0 F3	4	2	1	1	1	0	2									
Glenn Hubbard, R OBP: 0.380, SLG: 0.438 (1, 4) X		0-0 1B 5-3 2B	0-3 K		0-0 2B				0-0 2B	4	1	3	4	1	1	1									
Rick Mahler, R OBP: 0.313, SLG: 0.333 (1, 1) X		0-0 5-3 1B		0-0 F9		0-3 K			0-0 1-3	4	0	1	0	0	2	2									
Paul Assenmacher, L (7, 1) X		2-3 1B		0-0 K		0-3 K			0-0 1-3	1	0	0	0	0	0	1									
<b>Inning Stats</b>	R: 0 E: 0 K: 0 S: 3	H: 0 LOB: 0 BB: 0 P: 3	R: 4 E: 0 K: 0 S: 7	H: 4 LOB: 1 BB: 1 P: 11	R: 2 E: 1 K: 1 S: 8	H: 3 LOB: 1 BB: 0 P: 8	R: 0 E: 0 K: 1 S: 5	H: 1 LOB: 1 BB: 1 P: 9	R: 2 E: 0 K: 2 S: 10	H: 3 LOB: 1 BB: 0 P: 10	R: 1 E: 0 K: 0 S: 5	H: 2 LOB: 2 BB: 1 P: 9	R: 0 E: 0 K: 1 S: 5	H: 0 LOB: 1 BB: 1 P: 9	R: 0 E: 0 K: 2 S: 7	H: 0 LOB: 1 BB: 1 P: 11	R: 1 E: 0 K: 1 S: 7	H: 2 LOB: 1 BB: 0 P: 7	1B: 6 2B: 9 3B: 0 HR: 0	SF: 1 SAC: 0 DP: 0 HBP: 0	WP: 2 PB: 0 SB: 0 CS: 1	PA: 46			
<b>PITCHER</b>	IP	WLS	BF	H	R	ER	SO	BB	IBB	HBP	BLK	WP	HR	S	P	ERA	WHIP								
Shane Rawley, L ERA: 3.35 (1, 1)	2.0	L	13	6	6	5	0	1	0	0	0	0	0	12	16	22.50	3.500								
Larry Andersen, R ERA: 5.79 (3, 1)	2.0		8	2	0	0	2	1	0	0	0	0	0	11	15	0.00	1.500								
Dave Stewart, R ERA: 6.1 (5, 1)	2.0		12	5	3	3	2	1	0	0	1	1	0	15	19	13.50	3.000								
Kent Tekulve, R ERA: 1.59 (7, 1)	1.0		4	0	0	0	1	1	0	0	0	0	0	5	9	0.00	1.000								
Dave Rucker, L ERA: 1.74 (8, 1)	2.0		9	2	1	1	3	1	0	0	0	1	0	14	18	4.50	1.500								

Atlanta Braves @ Philadelphia Phillies  
Veterans Stadium, Philadelphia, PA  
Sat May 03 1986, 3:33 AM EDT  
Att: 20,511 - Unknown

livebaseballscorecards.com

AB 40  
R 10  
H 15  
RBI 9  
BB 5  
SO 8  
LOB 16







Batter	1	2	3	4	5	6	7	8	9	AB R H RBI BB SO LOB	TOP
Claudell Washington, L OBP: 0.282, SLG: 0.386 (1, 9) X	0-0 F8 ①		0-3 K ③			0-0 2B X		0-0 F9 ②		4 0 1 0 0 1 1	
Ken Oberkfell, L OBP: 0.413, SLG: 0.388 (1, 5) B B B	4-0 CS BB			0-0 F8 ① X		4-0 BB B B		0-0 F6 ③		2 0 0 0 2 0 1	
Dale Murphy, R OBP: 0.398, SLG: 0.593 (1, 8) X	0-0 F8 ②			0-0 5-3 X		0-3 K ③			0-0 F8 ① X	4 0 0 0 0 1 3	
Bob Homer, R OBP: 0.322, SLG: 0.390 (1, 3)	0-0 CS 1-2 ③ X	0-0 5-3 ①		0-3 K ③ S S S		0-0 5-3 ① X			0-0 F9 ② X	4 0 0 0 0 1 0	
Terry Harper, R OBP: 0.333, SLG: 0.347 (1, 7)					4-0 G4-6-3 BB B B		0-0 HR X		0-0 1-3 ③ X	3 1 2 1 1 0 0	
Andres Thomas, R OBP: 0.429, SLG: 0.630 (1, 6)					0-0 G4-6-3 1-2f ① ② X		0-0 F4 ② X			3 0 0 0 0 0 2	
Ozzie Virgil, R OBP: 0.241, SLG: 0.265 (1, 2)					0-0 F4 ③ X		0-0 4-3 ③ X			3 0 0 0 0 0 1	
Glenn Hubbard, R OBP: 0.378, SLG: 0.433 (1, 4)					0-0 L9 ① X		0-0 F8 ① X		0-0 1B X	3 0 1 0 0 0 0	
Joe Johnson, R OBP: 0.333, SLG: 0.273 (1, 1)					0-0 F4 ② X		0-0 F7 ② X		0-0 F8 ① X	1 0 0 0 0 0 0	
Omar Moreno, L OBP: 0.265, SLG: 0.400 (6, PH)										1 0 0 0 0 0 0	
Gene Garber, R (6, 1)										0 0 0 0 0 0 0	
Chris Chambliss, L OBP: 0.550, SLG: 0.647 (8, PH)										1 0 0 0 0 0 1	
Bruce Sutter, R (8, 1)										0 0 0 0 0 0 0	
<b>Inning Stats</b>	R: 0 E: 0 K: 0 S: 2 H: 0 LOB: 0 BB: 1 P: 6	R: 0 E: 0 K: 0 S: 4 H: 1 LOB: 1 BB: 0 P: 4	R: 0 E: 0 K: 1 S: 5 H: 0 LOB: 0 BB: 0 P: 5	R: 0 E: 0 K: 1 S: 5 H: 0 LOB: 0 BB: 0 P: 5	R: 0 E: 0 K: 0 S: 2 H: 0 LOB: 0 BB: 1 P: 6	R: 0 E: 0 K: 1 S: 6 H: 1 LOB: 2 BB: 1 P: 10	R: 1 E: 0 K: 0 S: 4 H: 1 LOB: 0 BB: 0 P: 4	R: 0 E: 0 K: 0 S: 4 H: 1 LOB: 1 BB: 0 P: 4	R: 0 E: 0 K: 0 S: 3 H: 0 LOB: 0 BB: 0 P: 3	1B: 2 2B: 1 3B: 0 HR: 1 SF: 0 SAC: 0 DP: 1 HBP: 0	WP: 0 PB: 0 SB: 0 CS: 1 PA: 33
<b>PITCHER</b> Kevin Gross, R ERA: 3.52 (1, 1)	IP: 9.0 WLS: W BF: 32 H: 4 R: 1 ER: 1 SO: 3 BB: 3 IBB: 0 HBP: 0 BLK: 1 WP: 0 HR: 1 S: 35 P: 47 ERA: 1.00 WHIP: 0.778										

Atlanta Braves @ Philadelphia Phillies  
Veterans Stadium, Philadelphia, PA  
Sun May 04 1986, 3:33 AM EDT  
Att: 37,352 - Unknown

livebaseballscorecards.com

AB 29  
R 1  
H 4  
RBI 1  
BB 3  
SO 3  
LOB 9







Batter	1	2	3	4	5	6	7	8	9	AB R H RBI BB SO LOB	TOP												
Tim Raines, S OBP: 0.409, SLG: 0.505 (1, 7)	0-0 L7		0-0 F8		0-0 F8		0-0 F9 WP 2B	0-0 1B		5 1 2 0 0 0 1													
Herm Winningham, L OBP: 0.390, SLG: 0.364 Andre Dawson, R OBP: 0.398, SLG: 0.645 (7, PH) (7, 9)	0-0 6-3		0-0 1B		0-0 1B 2B		0-0 F9 2-3	0-0 F9		3 1 2 1 0 0 0 2 0 0 0 0 0 3													
Mitch Webster, S OBP: 0.311, SLG: 0.415 (1, 9) (7, 8)	0-0 F7		0-0 F8		0-0 1B 6-3		4-0 WP BB		0-0 HR	4 1 2 2 1 0 1													
Hubie Brooks, R OBP: 0.415, SLG: 0.624 (1, 6)		0-0 1B 1B		0-0 G6-4-3 3B		0-0 6-3 1-2	4-0 1-2 BB		0-0 F8	4 1 2 0 1 0 1													
Wayne Krenchicki, L OBP: 0.190, SLG: 0.333 Andres Galarraga, R OBP: 0.458, SLG: 0.620 (1, 3) (7, PH) (7, 3)		0-0 F7		0-0 FC G6-4-3		0-0 F9	0-3 K		0-0 4-3	3 0 0 0 0 0 2 2 0 0 0 0 0 1 2													
Tim Wallach, R OBP: 0.413, SLG: 0.557 (1, 5)		0-0 1-2 1B		0-0 G6-4-3 1-2f 3-H		0-0 6-3		0-0 1B SH2-3 1B	0-0 F7	5 1 2 0 0 0 1													
Vance Law, R OBP: 0.322, SLG: 0.364 (1, 4)		0-0 F9		4-0 S BB		0-0 1B		0-0 1B SH2-3 1B		3 0 2 0 1 0 2													
Dann Bilardello, R OBP: 0.265, SLG: 0.379 Jason Thompson, L OBP: 0.447, SLG: 0.371 Jeff Reardon, R (1, 2) (8, PH) (8, 1)		0-0 F9		0-3 K 1-2		0-0 F8		0-0 F5		3 0 0 0 0 1 4 1 0 0 0 0 0 2 0 0 0 0 0 0 0													
Jay Tibbs, R OBP: 0.267, SLG: 0.231 Jim Wohlford, R OBP: 0.071, SLG: 0.143 Dan Schatzeder, L OBP: 0.600, SLG: 0.889 Mike Fitzgerald, R OBP: 0.333, SLG: 0.600 (1, 1) (7, PH) (7, 1) (8, PH) (8, 2)		0-0 F7		0-0 F8 2B 2B		0-3 K		0-0 SH2-3		2 1 1 0 0 0 0 1 0 0 0 0 1 0 0 0 0 0 0 0 0 0 0 0 1 0 0 0													
<b>Inning Stats</b>	R: 0 E: 0 K: 0 S: 3	H: 0 LOB: 0 BB: 0 P: 3	R: 0 E: 0 K: 0 S: 5	H: 2 LOB: 2 BB: 0 P: 5	R: 0 E: 0 K: 0 S: 4	H: 1 LOB: 1 BB: 0 P: 4	R: 1 E: 0 K: 1 S: 6	H: 1 LOB: 1 BB: 1 P: 10	R: 2 E: 0 K: 0 S: 5	H: 3 LOB: 1 BB: 0 P: 5	R: 0 E: 0 K: 0 S: 4	H: 1 LOB: 1 BB: 0 P: 4	R: 1 E: 0 K: 2 S: 8	H: 1 LOB: 2 BB: 2 P: 16	R: 1 E: 0 K: 0 S: 6	H: 3 LOB: 2 BB: 0 P: 6	R: 1 E: 0 K: 0 S: 4	H: 1 LOB: 0 BB: 0 P: 4	1B: 8 2B: 3 3B: 1 HR: 1	SF: 0 SAC: 1 DP: 1 HBP: 0	WP: 1 PA: 42		
<b>PITCHER</b>	IP WLS BF H R ER SO BB IBB HBP BLK WP HR S P ERA WHIP	IP WLS BF H R ER SO BB IBB HBP BLK WP HR S P ERA WHIP	IP WLS BF H R ER SO BB IBB HBP BLK WP HR S P ERA WHIP	IP WLS BF H R ER SO BB IBB HBP BLK WP HR S P ERA WHIP	IP WLS BF H R ER SO BB IBB HBP BLK WP HR S P ERA WHIP	IP WLS BF H R ER SO BB IBB HBP BLK WP HR S P ERA WHIP	IP WLS BF H R ER SO BB IBB HBP BLK WP HR S P ERA WHIP	IP WLS BF H R ER SO BB IBB HBP BLK WP HR S P ERA WHIP	IP WLS BF H R ER SO BB IBB HBP BLK WP HR S P ERA WHIP	IP WLS BF H R ER SO BB IBB HBP BLK WP HR S P ERA WHIP	IP WLS BF H R ER SO BB IBB HBP BLK WP HR S P ERA WHIP	IP WLS BF H R ER SO BB IBB HBP BLK WP HR S P ERA WHIP	IP WLS BF H R ER SO BB IBB HBP BLK WP HR S P ERA WHIP	IP WLS BF H R ER SO BB IBB HBP BLK WP HR S P ERA WHIP	IP WLS BF H R ER SO BB IBB HBP BLK WP HR S P ERA WHIP	IP WLS BF H R ER SO BB IBB HBP BLK WP HR S P ERA WHIP	IP WLS BF H R ER SO BB IBB HBP BLK WP HR S P ERA WHIP	IP WLS BF H R ER SO BB IBB HBP BLK WP HR S P ERA WHIP	IP WLS BF H R ER SO BB IBB HBP BLK WP HR S P ERA WHIP	IP WLS BF H R ER SO BB IBB HBP BLK WP HR S P ERA WHIP	IP WLS BF H R ER SO BB IBB HBP BLK WP HR S P ERA WHIP		
Charles Hudson, R ERA: 3.86 (1, 1)	6.0	26	8	3	3	1	1	0	0	0	0	0	0	27	31	4.50	1.500						
Don Carman, L ERA: 5.59 (7, 1)	0.2	5	1	1	1	1	2	0	0	0	1	0	5	13	13.50	4.500							
Kent Tekulve, R ERA: 3.0 (7, 1)	0.1	L	3	2	1	1	0	0	0	0	0	0	5	5	27.00	6.000							
Dave Rucker, L ERA: 1.69 (8, 1)	0.1	1	0	0	0	0	0	0	0	0	0	0	1	1	0.00	0.000							
Larry Andersen, R ERA: 5.4 (8, 1)	0.2	3	1	0	0	0	0	0	0	0	0	0	3	3	0.00	1.500							

**Montreal Expos @ Philadelphia Phillies**  
**Veterans Stadium, Philadelphia, PA**  
 Mon May 05 1986, 7:05 PM EDT  
 Att: 15,425 - Unknown

AB	38
R	6
H	13
RBI	4
BB	3
SO	3
LOB	19



WP	1	PA	42
PB	0		
SB	1		
CS	0		

1B	8	SF	0
2B	3	SAC	1
3B	1	DP	1
HR	1	HBP	0

livebaseballscorecards.com





Batter	1	2	3	4	5	6	7	8	9	AB R H RBI BB SO LOB	TOP											
Tim Raines, S OBP: 0.400, SLG: 0.510 (1, 7) X	0-0 F9 ①		0-0 L7 ③		0-0 L3 ②		0-0 SF8 3B		0-0 F8 ②	5 1 1 0 0 0 0	<b>Montreal Expos @ Philadelphia Phillies</b> Veterans Stadium, Philadelphia, PA Tue May 06 1986, 7:05 PM EDT Att. 16,528 - Unknown  <a href="http://livebaseballscorecards.com">livebaseballscorecards.com</a>											
Mitch Webster, S OBP: 0.316, SLG: 0.424 (1, 8) X (7, 9)	0-0 F4 ②			0-0 F9 ① X	0-0 HR 2B		0-0 SF8 ①	4-0 BB	3 1 1 1 1 0 0													
Andre Dawson, R OBP: 0.402, SLG: 0.688 Herm Winningham, L OBP: 0.381, SLG: 0.353 (1, 9) S S S (7, 8)	0-3 K ③			0-0 E 2B	0-0 HR		0-3 K ②	0-0 3-1 ③	4 2 2 2 0 2 0 1 0 0 0 0 0 1													
Hubie Brooks, R OBP: 0.409, SLG: 0.608 (1, 6)		0-0 F6 ①		0-0 E4 2B 6-3	0-0 6-3 ③		0-0 FC5-4 1B		4 1 1 0 0 0 1													
Tim Wallach, R OBP: 0.406, SLG: 0.554 (1, 5)		0-0 F9 ②		0-0 HR 2B		0-0 6-3 ① X	0-0 FC5-4 ③		4 1 1 1 0 0 1													
Andres Galarraga, R OBP: 0.460, SLG: 0.611 (1, 3)		0-0 1B		0-0 6-3 ②		0-0 6-3 1B		0-3 K ①	4 1 2 1 0 1 1													
Vance Law, R OBP: 0.319, SLG: 0.395 (1, 4)		0-3 K ③		0-0 HR		0-0 6-3 ②		0-3 K ②	4 1 1 2 0 2 2													
Dann Bilardello, R OBP: 0.263, SLG: 0.364 (1, 2)			0-0 6-3 ① X	0-0 F9 ③		0-0 FC4-6 1B		0-0 1-3 ③	4 0 1 1 0 0 0													
Andy McGaffigan, R (1, 1)			0-0 4-3 ②		0-3 K ① X	0-0 FC4-6 ③		0-3 K ①	4 0 0 0 0 2 1													
<b>Inning Stats</b>	R: 0 E: 0 K: 1 S: 5	H: 0 LOB: 0 BB: 0 P: 5	R: 0 E: 0 K: 1 S: 6	H: 1 LOB: 1 BB: 0 P: 6	R: 0 E: 0 K: 0 S: 3	H: 0 LOB: 0 BB: 0 P: 3	R: 4 E: 1 K: 0 S: 7	H: 3 LOB: 0 BB: 0 P: 7	R: 2 E: 0 K: 1 S: 7	H: 2 LOB: 0 BB: 0 P: 7	R: 1 E: 0 K: 0 S: 5	H: 2 LOB: 1 BB: 0 P: 5	R: 1 E: 0 K: 1 S: 7	H: 2 LOB: 1 BB: 0 P: 7	R: 0 E: 0 K: 2 S: 7	H: 0 LOB: 0 BB: 0 P: 7	R: 0 E: 0 K: 1 S: 5	H: 0 LOB: 1 BB: 1 P: 9	1B: 4 2B: 3 3B: 1 HR: 2	SF: 1 SAC: 0 DP: 0 HBP: 0	WP: 0 PB: 0 SB: 0 CS: 0	PA: 39
<b>PITCHER</b>	IP WLS BF H R ER SO BB IBB HBP BLK WP HR S P ERA WHIP																					
Steve Carlton, L ERA: 6.69 (1, 1)	5.0 L 22 6 6 3 3 0 0 0 0 0 0 2 28 28 5.40 1.200																					
Dave Stewart, R ERA: 6.57 (6, 1)	2.0 10 4 2 2 1 0 0 0 0 0 0 0 12 12 9.00 2.000																					
Kent Tekulve, R ERA: 2.57 (8, 1)	1.0 3 0 0 0 0 2 0 0 0 0 0 0 7 7 0.00 0.000																					
Steve Bedrosian, R ERA: 6.17 (9, 1)	1.0 4 0 0 0 0 1 1 0 0 0 0 0 5 9 0.00 1.000																					

**Montreal Expos @ Philadelphia Phillies**  
 Veterans Stadium, Philadelphia, PA  
 Tue May 06 1986, 7:05 PM EDT  
 Att. 16,528 - Unknown

AB	37
R	8
H	10
RBI	8
BB	1
SO	7
LOB	7



Batter	1	2	3	4	5	6	7	8	9	AB R H RBI BB SO LOB
Milt Thompson, L (1, 8) OBP: 0.272, SLG: 0.310	0-0 B1-3		0-0 2B		0-0 FC3-6		0-0 6-3		4-0 BB 1-2 BB	4 0 1 0 1 0 3
Rick Schu, R (1, 5) OBP: 0.383, SLG: 0.476	0-0 FC5-4 1B		0-0 6-3		0-0 F9			0-0 5-3	0-3 K	5 0 1 0 0 1 5
Juan Samuel, R (1, 4) OBP: 0.308, SLG: 0.343	0-3 K		0-3 K			0-3 K2-3		0-0 F4		4 0 0 0 0 3 2
Mike Schmidt, R (1, 3) OBP: 0.390, SLG: 0.535	0-0 FC5-4			0-0 L8		0-0 F8		4-0 BB BB		3 0 0 0 1 0 1
Von Hayes, L (1, 7) OBP: 0.322, SLG: 0.303		4-0 BLK BB		0-0 G6-4-3 1B		0-0 FC6-4 1B		4-0 1-2 BB		2 0 2 0 2 0 0
Glenn Wilson, R (1, 9) OBP: 0.244, SLG: 0.160		0-3 K		0-0 G6-4-3		0-0 FC6-4		0-0 L4		4 0 0 0 0 1 5
Darren Daulton, L (1, 2) OBP: 0.410, SLG: 0.511		0-3 K			0-0 G3		0-0 4-3		0-0 L4	4 0 0 0 0 1 1
Steve Jeltz, S (1, 6) OBP: 0.369, SLG: 0.347		0-0 5-3			0-0 FC3-6 1B		0-0 4-3		0-0 BB 1B	4 0 2 0 0 0 1
Steve Carlton, L (1, 1) OBP: 0.214, SLG: 0.154			0-0 G3		0-0 FC3-6 1B		0-0 1B		0-3 K	1 0 0 0 0 0 0
Tom Foley, L (5, PH) OBP: 0.500, SLG: 0.600										1 0 1 0 0 0 0
Dave Stewart, R (6, 1)										0 0 0 0 0 0 0
Greg Gross, L (7, PH) OBP: 0.429, SLG: 0.273										1 0 1 0 0 0 0
Kent Tekulve, R (8, 1)										0 0 0 0 0 0 0
Steve Bedrosian, R (9, 1)										0 0 0 0 0 0 0
Joe Lefebvre, L (9, PH) OBP: 0.333, SLG: 0.167										1 0 0 0 0 0 1

Inning Stats	R: 0	H: 1	E: 0	K: 1	S: 6	LOB: 1	BB: 0	P: 6	R: 0	H: 0	E: 0	K: 2	S: 7	LOB: 1	BB: 1	P: 11	R: 0	H: 1	E: 0	K: 1	S: 6	LOB: 1	BB: 0	P: 6	R: 0	H: 2	E: 0	K: 0	S: 5	LOB: 2	BB: 0	P: 5	R: 0	H: 1	E: 0	K: 1	S: 6	LOB: 1	BB: 0	P: 6	R: 0	H: 1	E: 0	K: 0	S: 4	LOB: 1	BB: 0	P: 4	R: 0	H: 0	E: 0	K: 0	S: 3	LOB: 2	BB: 2	P: 11	R: 0	H: 1	E: 0	K: 2	S: 8	LOB: 2	BB: 1	P: 12	1B: 7	2B: 1	3B: 0	HR: 0	SF: 0	SAC: 0	DP: 1	HBP: 0	WP: 0	PA: 38
PITCHER Andy McGaffigan, R (1, 1) ERA: 3.75	IP	WLS	BF	H	R	ER	SO	BB	IBB	HBP	BLK	WP	HR	S	P	ERA	WHIP	IP	WLS	BF	H	R	ER	SO	BB	IBB	HBP	BLK	WP	HR	S	P	ERA	WHIP	IP	WLS	BF	H	R	ER	SO	BB	IBB	HBP	BLK	WP	HR	S	P	ERA	WHIP																							

**BOTTOM**

**Montreal Expos @ Philadelphia Phillies**  
Veterans Stadium, Philadelphia, PA

Tue May 06 1986, 7:05 PM EDT  
Att. 16,528 - Unknown

livebaseballscorecards.com

AB	34
R	0
H	8
RBI	0
BB	4
SO	7
LOB	19





Batter	1	2	3	4	5	6	7	8	9	AB R H RBI BB SO LOB	TOP											
<b>Tim Raines, S</b> (1, 7) <small>OBP: 0.408, SLG: 0.510</small>	0-0  1B	0-0 6-3			0-0  1B		0-0  F9		4-0  HR BB	4 3 2 0 1 0 1												
<b>Mitch Webster, S</b> (1, 8) <small>OBP: 0.330, SLG: 0.433</small> (7, 9)	0-0  4-3 1B		0-0  L5		0-0  FC6-5 S 1B 1-H		0-0  WP 1B 1-2		0-0  F7	5 1 3 1 0 0 1												
<b>Andre Dawson, R</b> (1, 9) <small>OBP: 0.396, SLG: 0.690</small> <b>Herm Winningham, L</b> (7, 8) <small>OBP: 0.395, SLG: 0.457</small>	0-0  E4 4-3 S 1B 1-3 2-H		0-0  SF8 3B		0-0  FC6-5 L6-3 1B 1-3		0-3  K		0-0  HR 1-H	4 2 1 0 0 1 4 1 1 1 2 0 0 0												
<b>Hubie Brooks, R</b> (1, 6) <small>OBP: 0.400, SLG: 0.624</small>	0-3  K 1-2		0-0  SF8		0-0  L6-3 1-2		0-0  4-3 1-2 2-3		0-0  IHR	4 1 1 2 0 1 5												
<b>Tim Wallach, R</b> (1, 5) <small>OBP: 0.396, SLG: 0.545</small>	0-0  4-3 2-3 3-H		0-0  2B			0-3  K		0-0  F8	0-0  F9	5 0 1 1 0 1 1												
<b>Andres Galarraga, R</b> (1, 3) <small>OBP: 0.463, SLG: 0.603</small>	0-0  S 1B 3-H		0-0  L6			0-0  4-3		0-0  S 1B		4 0 2 1 0 0 1												
<b>Vance Law, R</b> (1, 4) <small>OBP: 0.316, SLG: 0.388</small>	0-3  K 1-2			0-3  K		0-0  S 1B		0-0  L5 1-2		4 0 1 0 0 2 2												
<b>Mike Fitzgerald, R</b> (1, 2) <small>OBP: 0.280, SLG: 0.500</small>		0-0  F7		0-0  F4		0-3  K 1-2		0-0  5-3		4 0 0 0 0 1 2												
<b>Floyd Youmans, R</b> (1, 1) <b>Tim Burke, R</b> (8, 1) <b>Al Newman, S</b> (8, 4) <small>OBP: 0.333, SLG: 0.300</small>		0-0  F9		0-0  4-3			0-0  E5 WP 1B		0-0  F3	3 0 0 0 0 0 0 0 0 0 0 0 0 0 1 0 0 0 0 0 0												
<b>Inning Stats</b>	R: 3 H: 3 E: 1 LOB: 1 K: 2 BB: 0 S: 11 P: 11	R: 0 H: 0 E: 0 LOB: 0 K: 0 BB: 0 S: 3 P: 3	R: 1 H: 2 E: 0 LOB: 1 K: 0 BB: 0 S: 5 P: 5	R: 0 H: 0 E: 0 LOB: 0 K: 1 BB: 0 S: 5 P: 5	R: 1 H: 2 E: 0 LOB: 0 K: 0 BB: 0 S: 4 P: 4	R: 0 H: 1 E: 0 LOB: 1 K: 2 BB: 0 S: 8 P: 8	R: 0 H: 1 E: 1 LOB: 2 K: 1 BB: 0 S: 7 P: 7	R: 0 H: 1 E: 0 LOB: 1 K: 0 BB: 0 S: 4 P: 4	R: 3 H: 2 E: 0 LOB: 0 K: 0 BB: 1 S: 5 P: 9	1B: 8 SF: 1 2B: 2 SAC: 0 3B: 1 DP: 1 HR: 2 HBP: 0	WP: 1 PA: 41 PB: 0 SB: 7 CS: 0											
<b>PITCHER</b>											<b>PITCHER</b>											
<b>Shane Rawley, L</b> (1, 1) <small>ERA: 3.45</small>	IP: 4.0 WLS: L BF: 20 H: 7 R: 5 ER: 2 SO: 3 BB: 0 IBB: 0 HBP: 0 BLK: 0 WP: 0 HR: 0 S: 26 P: 26 ERA: 4.50 WHIP: 1.750											<b>Larry Andersen, R</b> (5, 1) <small>ERA: 4.91</small>										
<b>Kent Tekulve, R</b> (6, 1) <small>ERA: 1.8</small>	IP: 3.0 WLS: BF: 13 H: 3 R: 0 ER: 0 SO: 3 BB: 0 IBB: 0 HBP: 0 BLK: 0 WP: 1 HR: 0 S: 19 P: 19 ERA: 0.00 WHIP: 1.000											<b>Don Carman, L</b> (9, 1) <small>ERA: 7.59</small>										

**Montreal Expos @ Philadelphia Phillies**  
 Veterans Stadium, Philadelphia, PA  
 Wed May 07 1986, 7:05 PM EDT  
 Att: 15,840 - Unknown

[livebaseballscorecards.com](http://livebaseballscorecards.com)

<b>AB</b>	<b>39</b>
<b>R</b>	<b>8</b>
<b>H</b>	<b>12</b>
<b>RBI</b>	<b>7</b>
<b>BB</b>	<b>1</b>
<b>SO</b>	<b>6</b>
<b>LOB</b>	<b>17</b>



Batter	1	2	3	4	5	6	7	8	9	AB R H RBI BB SO LOB
Milt Thompson, L OBP: 0.260, SLG: 0.295 (1, 8)	0-3 K		0-3 K		0-0 L6			0-3 K		4 0 0 0 0 3 3
Rick Schu, R OBP: 0.373, SLG: 0.444 (1, 5)	4-0 BB 2B BB		0-0 F9		0-0 FC6-4			0-0 5-3		3 1 0 0 1 0 3
Juan Samuel, R OBP: 0.302, SLG: 0.316 (1, 4)	4-0 1-2 2B BB		0-0 F3				0-0 F3	0-0 6-3		3 1 0 0 1 0 1
Mike Schmidt, R OBP: 0.385, SLG: 0.533 (1, 3)	0-0 G3 1-H 2-H 2B			0-0 F3		0-0 F3			0-3 K	4 0 1 2 0 1 0
Von Hayes, L OBP: 0.309, SLG: 0.288 (1, 7)	0-0 G3 2-3			0-3 K		0-0 G3		0-0 4-3		4 0 0 0 0 1 1
Glenn Wilson, R OBP: 0.234, SLG: 0.152 (1, 9)	0-0 F9			0-0 6-3			0-0 F8	0-0 4-3		4 0 0 0 0 0 1
John Russell, R OBP: 0.351, SLG: 0.424 (1, 2)		0-3 K			0-3 K		0-0 L8			3 0 0 0 0 2 0
Steve Jeltz, S OBP: 0.368, SLG: 0.347 (1, 6)			0-0 5-3			0-0 BB 1B	0-3 K			3 0 1 0 0 1 0
Shane Rawley, R Larry Andersen, R Tom Foley, L Kent Tekulve, R Greg Gross, L Don Carman, L (1, 1) (5, 1) (5, PH) (6, 1) (8, PH) (9, 1)		0-3 K			4-0 FC6-4 1-2 BB			0-0 2B		1 0 0 0 0 0 1 0 0 0 0 0 0 0 0 0 0 0 0 0 1 0 0 0 0 0 0 0 0 0 0 0 1 0 1 0 0 0 0 0 0 0 0 0 0 0 0 0

Inning Stats	R: 2	H: 1	E: 0	K: 1	S: 6	LOB: 1	BB: 2	P: 14	R: 0	H: 0	E: 0	K: 2	S: 7	LOB: 0	BB: 0	P: 7	R: 0	H: 0	E: 0	K: 1	S: 5	LOB: 0	BB: 0	P: 5	R: 0	H: 1	E: 0	K: 1	S: 6	LOB: 2	BB: 1	P: 10	R: 0	H: 0	E: 0	K: 0	S: 3	LOB: 0	BB: 0	P: 3	R: 0	H: 0	E: 0	K: 1	S: 5	LOB: 0	BB: 0	P: 5	R: 0	H: 1	E: 0	K: 1	S: 6	LOB: 1	BB: 0	P: 6	R: 0	H: 0	E: 0	K: 1	S: 5	LOB: 0	BB: 0	P: 5
PITCHER	IP	WLS	BF	H	R	ER	SO	BB	IBB	HBP	BLK	WP	HR	S	P	ERA	WHIP																																															
Floyd Youmans, R ERA: 6.14 (1, 1)	7.0	W	27	3	2	2	7	3	0	0	0	0	0	38	50	2.57	0.857																																															
Tim Burke, R ERA: 1.05 (8, 1)	2.0	S	6	0	0	0	2	0	0	0	0	0	0	10	10	0.00	0.000																																															

**BOTTOM**

**Montreal Expos @ Philadelphia Phillies**  
Veterans Stadium, Philadelphia, PA

Wed May 07 1986, 7:05 PM EDT  
Att. 15,840 - Unknown

AB	30
R	2
H	3
RBI	2
BB	3
SO	9
LOB	9

livebaseballscorecards.com



WP	HR	S	P	ERA	WHIP
0	0	0	33		



Batter	1	2	3	4	5	6	7	8	9	AB R H RBI BB SO LOB	TOP									
Milt Thompson, L (1, 8) OBP: 0.257, SLG: 0.283	0-0 4-3	1-0 1B HBP	0-0 4-3		0-0 F7			0-0 4-3		4 1 0 0 0 0 1										
Darren Daulton, L (1, 2) OBP: 0.394, SLG: 0.481	0-0 6-3	0-0 1B 1B	0-3 K			0-0 F8		0-3 K		5 1 1 1 0 2 1										
Juan Samuel, R (1, 4) OBP: 0.354, SLG: 0.395	0-0 1B 2B	0-0 E 1B 1B		0-0 E1 2B 1B		0-3 K		0-0 SH3-4 1B		5 3 4 1 0 1 0										
Mike Schmidt, R (1, 3) OBP: 0.389, SLG: 0.532 Ron Roenicke, S (8, 7)	0-0 1B 1B	0-0 E7 1B 1B		0-0 6-3		0-0 2-3		0-0 SH3-4		4 0 2 2 0 0 1 0 0 0 0 0 0 0										
Von Hayes, L (1, 7) OBP: 0.343, SLG: 0.325 (7, 9)	0-0 1-2 1B	0-0 1-2 1B		0-0 3-H 2B		4-0 CS BB		4-0 CS IBB		3 0 3 2 2 0 0										
Glenn Wilson, R (1, 9) OBP: 0.224, SLG: 0.145 Kent Tekulve, R (7, 1) Joe Lefebvre, L (9, PH) OBP: 0.313, SLG: 0.154 Don Carman, L (9, 1) Steve Bedrosian, R (9, 1)	0-0 F2	0-0 F9		0-3 K		0-0 F4		0-0 L4		4 0 0 0 0 1 6 0 0 0 0 0 0 0 1 0 0 0 0 0 2 0 0 0 0 0 0 0 0 0 0 0 0 0 0										
Rick Schu, R (1, 5) OBP: 0.400, SLG: 0.551		0-0 WP 1B 2B	0-0 HR	0-3 K		0-0 1-2 1B		0-0 1-2 1B		4 2 3 1 0 1 1										
Steve Jeltz, S (1, 6) OBP: 0.352, SLG: 0.329		0-0 5-3	0-0 6-3		0-0 1-3		0-0 6-3			4 0 0 0 0 0 2										
Kevin Gross, R (1, 1) OBP: 0.125, SLG: 0.188 Dave Rucker, L (6, 1) Greg Gross, L (7, 7) (8, 3)		0-3 K	0-0 4-3 2B		0-3 K			0-0 4-3		3 0 1 0 0 2 1 0 0 0 0 0 0 0 1 0 0 0 0 0 0										
<b>Inning Stats</b>	R: 1 E: 0 K: 0 S: 6	H: 3 LOB: 2 BB: 0 P: 6	R: 4 E: 1 K: 1 S: 10	H: 5 LOB: 2 BB: 0 P: 11	R: 1 E: 0 K: 1 S: 7	H: 2 LOB: 1 BB: 0 P: 7	R: 1 E: 1 K: 2 S: 9	H: 2 LOB: 1 BB: 0 P: 9	R: 0 E: 0 K: 1 S: 5	H: 0 LOB: 0 BB: 0 P: 5	R: 0 E: 0 K: 0 S: 3	H: 1 LOB: 1 BB: 1 P: 7	R: 0 E: 0 K: 1 S: 5	H: 0 LOB: 0 BB: 0 P: 5	R: 0 E: 0 K: 0 S: 3	H: 1 LOB: 1 BB: 1 P: 7	1B: 9 2B: 4 3B: 0 HR: 1	SF: 0 SAC: 1 DP: 0 HBP: 1	WP: 1 PB: 0 SB: 1 CS: 2	PA: 42
<b>PITCHER</b>	IP WLS BF H R ER SO BB IBB HBP BLK WP HR S P ERA WHIP																			
Joe Johnson, R (1, 1) ERA: 4.89	1.2 L 12 6 5 5 1 0 0 1 0 0 1 0 13 14 27.00 3.600																			
Jeff Dedmon, R (2, 1) ERA: 5.68	3.1 16 6 2 1 4 0 0 0 0 0 0 1 24 24 2.70 1.800																			
Gene Garber, R (6, 1) ERA: 2.19	2.0 7 1 0 0 1 1 0 0 0 0 0 0 8 12 0.00 1.000																			
Bruce Sutter, R (8, 1) ERA: 3.27	2.0 7 1 0 0 1 0 1 0 0 0 0 0 8 12 0.00 0.500																			

Philadelphia Phillies @ Atlanta Braves  
Atlanta-Fulton County Stadium, Atlanta, GA

Fri May 09 1986, 7:05 PM EDT  
Att: 11,817 - Unknown

AB	38
R	7
H	14
RBI	7
BB	2
SO	7
LOB	15



Batter	1	2	3	4	5	6	7	8	9	AB	R	H	RBI	BB	SO	LOB
--------	---	---	---	---	---	---	---	---	---	----	---	---	-----	----	----	-----

Claudell Washington, L OBP: 0.315, SLG: 0.458 (1, 9)	0-0 HR	0-0 1-2 3-H 1B			0-0 1-H 1B	0-0 G1-6-3			0-0 SH1-4	4	2	3	3	0	0	2
Rafael Ramirez, R OBP: 0.303, SLG: 0.393 Ted Simmons, S OBP: 0.313, SLG: 0.250 (1, 6) (9, PH)	0-0 4-3	0-0 F3			0-3 K		0-0 F9 1B		0-3 K	4	0	1	0	0	1	3
Dale Murphy, R OBP: 0.364, SLG: 0.606 (1, 8)	0-3 K		0-0 4-3		0-0 F8		0-0 F4		4-0 BB	4	0	0	0	1	1	2
Bob Horner, R OBP: 0.314, SLG: 0.451 (1, 3)	0-0 F7		0-0 6-3		0-0 1B		0-0 F9		0-3 K	5	0	1	1	0	1	3
Terry Harper, R OBP: 0.297, SLG: 0.295 Gene Garber, R (6, 1) Chris Chambliss, L OBP: 0.600, SLG: 0.667 Bruce Sutter, R (8, 1)		0-0 F7	0-0 F4		0-3 K		0-3 K			3	0	0	0	0	1	1
Ken Oberkfell, L OBP: 0.413, SLG: 0.377 (1, 5)		0-0 1B 1B		0-0 4-3		0-0 G3		0-0 F9		4	1	1	0	0	0	0
Ozzie Virgil, R OBP: 0.253, SLG: 0.344 (1, 2)		0-0 F8		0-0 5-3		0-0 HR		0-0 F4		4	1	1	1	0	0	1
Glenn Hubbard, R OBP: 0.347, SLG: 0.390 (1, 4)		0-0 1B 1B		0-0 F2		0-0 E5 1B		0-0 F4		4	1	1	0	0	0	0
Joe Johnson, R OBP: 0.333, SLG: 0.273 Jeff Dedmon, L OBP: 1.000, SLG: 1.000 Omar Moreno, L OBP: 0.306, SLG: 0.438 Bill Sample, R OBP: 0.324, SLG: 0.375 (1, 1) (2, 1) (5, PH) (6, 7) (9, PH)		0-0 1B 1B		0-0 1B 1B		0-0 1B 1B		0-0 SH1-4 BB		0	0	0	0	0	0	0

Inning Stats	R: 1	H: 1	E: 0	K: 1	S: 6	LOB: 0	BB: 0	P: 6	R: 2	H: 4	E: 0	K: 0	S: 7	LOB: 2	BB: 0	P: 7	R: 0	H: 0	E: 0	K: 0	S: 3	LOB: 0	BB: 0	P: 3	R: 0	H: 0	E: 0	K: 0	S: 3	LOB: 0	BB: 0	P: 3	R: 2	H: 3	E: 0	K: 2	S: 10	LOB: 1	BB: 0	P: 10	R: 1	H: 2	E: 1	K: 0	S: 5	LOB: 1	BB: 0	P: 5	R: 0	H: 1	E: 0	K: 1	S: 6	LOB: 1	BB: 0	P: 6	R: 0	H: 0	E: 0	K: 0	S: 3	LOB: 0	BB: 0	P: 3	R: 0	H: 0	E: 0	K: 2	S: 7	LOB: 2	BB: 2	P: 15	1B: 9	2B: 0	3B: 0	HR: 2	SF: 0	SAC: 1	DP: 1	HBP: 0	WP: 0	PA: 40
--------------	------	------	------	------	------	--------	-------	------	------	------	------	------	------	--------	-------	------	------	------	------	------	------	--------	-------	------	------	------	------	------	------	--------	-------	------	------	------	------	------	-------	--------	-------	-------	------	------	------	------	------	--------	-------	------	------	------	------	------	------	--------	-------	------	------	------	------	------	------	--------	-------	------	------	------	------	------	------	--------	-------	-------	-------	-------	-------	-------	-------	--------	-------	--------	-------	--------

PITCHER	IP	WLS	BF	H	R	ER	SO	BB	IBB	HBP	BLK	WP	HR	S	P	ERA	WHIP
Kevin Gross, R ERA: 4.33 (1, 1)	5.1		26	9	6	6	3	0	0	0	0	0	2	32	32	10.12	1.688
Dave Rucker, L ERA: 1.59 (6, 1)	0.2		2	1	0	0	0	0	0	0	0	0	0	2	2	0.00	1.500
Kent Tekulve, R ERA: 1.5 (7, 1)	2.0		7	1	0	0	1	0	0	0	0	0	0	9	9	0.00	0.500
Don Carman, L ERA: 7.36 (9, 1)	0.1		2	0	0	0	0	1	0	0	0	0	0	1	5	0.00	3.000
Steve Bedrosian, R ERA: 5.84 (9, 1)	0.2	S	3	0	0	0	2	1	0	0	0	0	0	6	10	0.00	1.500

BOTTOM

Philadelphia Phillies @ Atlanta Braves  
Atlanta-Fulton County Stadium, Atlanta, GA  
Fri May 09 1986, 7:05 PM EDT  
Att. 11,817 - Unknown

livebaseballscorecards.com

AB	37
R	6
H	11
RBI	6
BB	2
SO	6
LOB	14





Batter	1	2	3	4	5	6	7	8	9	AB R H RBI BB SO LOB	TOP									
Ron Roenicke, S OBP: 0.250, SLG: 0.250 (1, 8) X	0-0 SH3 WP 1B		0-0 1-3		0-3 K		0-3 K			4 0 1 0 0 2 1										
Rick Schu, R OBP: 0.397, SLG: 0.538 (1, 5) X	0-0 SH3 1-3		0-3 K			0-0 FC5-4 1B		0-0 6-3		3 0 1 0 0 1 0										
Juan Samuel, R OBP: 0.346, SLG: 0.370 (1, 4) S S S	0-3 K		0-3 K			0-0 FC5-4 CS 1-2f		1-0 S HBP		3 0 0 0 0 2 3										
Mike Schmidt, R OBP: 0.393, SLG: 0.536 (1, 3) B B B	4-0 BB		0-0 F3			0-0 1-2 2B		0-3 K 1-2		3 0 1 0 1 1 2										
Von Hayes, L OBP: 0.330, SLG: 0.310 (1, 7) S S S	0-3 K			0-0 F6		0-0 4-3		0-3 K		4 0 0 0 0 2 4										
Glenn Wilson, R OBP: 0.225, SLG: 0.149 (1, 9) X		0-0 5-3		0-0 G1			0-0 FC6-4 1B 4-3 1B		0-0 6-3	4 1 1 0 0 0 0										
John Russell, R OBP: 0.390, SLG: 0.429 (1, 2) B B B B		4-0 FC3-6 BB		0-3 K			0-0 1-2 FC6-4 1B		4-0 FC6-4 BB	2 0 1 0 2 1 0										
Steve Jeltz, S OBP: 0.337, SLG: 0.313 (1, 6) X		0-0 FC3-6 1-2f			0-0 1-3		0-0 FC6-4 4-3		0-3 K	4 0 0 0 0 1 4										
Charles Hudson, S (1, 1)		0-3 K2-3			0-0 B1-3		0-0 4-3		0-0 FC6-4 1-2f	2 0 0 0 0 1 1 1 0 0 1 0 0 1 0 1 0 0 0 0 0 1										
Luis Aguayo, R OBP: 0.224, SLG: 0.302 (7, PH)																				
Dave Rucker, L (7, 1)																				
Kent Tekulve, R (7, 1)																				
Don Carman, L (8, 1)																				
Greg Gross, L OBP: 0.412, SLG: 0.357 (9, PH)																				
<b>Inning Stats</b>	R: 0 E: 0 K: 2 S: 8	H: 1 LOB: 2 BB: 1 P: 12	R: 0 E: 0 K: 1 S: 5	H: 0 LOB: 1 BB: 1 P: 9	R: 0 E: 0 K: 2 S: 8	H: 0 LOB: 1 BB: 0 P: 8	R: 0 E: 0 K: 1 S: 5	H: 0 LOB: 0 BB: 0 P: 5	R: 0 E: 0 K: 0 S: 4	H: 2 LOB: 1 BB: 0 P: 4	R: 1 E: 0 K: 1 S: 7	H: 2 LOB: 1 BB: 0 P: 7	R: 0 E: 0 K: 2 S: 7	H: 0 LOB: 1 BB: 0 P: 8	R: 0 E: 0 K: 1 S: 5	H: 0 LOB: 1 BB: 1 P: 9	1B: 4 2B: 1 3B: 0 HR: 0	SF: 0 SAC: 1 DP: 0 HBP: 1	WP: 2 PB: 0 SB: 1 CS: 1	PA: 36
<b>PITCHER</b>	IP WLS BF H R ER SO BB IBB HBP BLK WP HR S P ERA WHIP																			
Zane Smith, L ERA: 2.34 (1, 1)	7.0 W 28 5 1 1 8 2 0 0 0 2 0 42 50 1.29 1.000																			
Gene Garber, R ERA: 2.08 (8, 1)	0.2 3 0 0 0 1 0 0 1 0 0 0 4 5 0.00 0.000																			
Paul Assenmacher, L ERA: 1.84 (8, 1)	1.1 S 5 0 0 0 2 1 0 0 0 0 0 8 12 0.00 0.750																			

Philadelphia Phillies @ Atlanta Braves  
Atlanta-Fulton County Stadium, Atlanta, GA  
Sat May 10 1986, 7:05 PM EDT  
Att: 25,958 - Unknown

livebaseballscorecards.com

AB 31  
R 1  
H 5  
RBI 1  
BB 3  
SO 11  
LOB 17



Batter	1	2	3	4	5	6	7	8	9
Claudell Washington, L OBP: 0.309, SLG: 0.477	0-3 K2-3		0-0 HR	0-0 4-3			0-0 F8	0-0 L3	
Ken Oberkfell, L OBP: 0.417, SLG: 0.375	0-0 F7		0-0 1B SF9 1B		0-0 F6		4-0 FC4 BB		
Dale Murphy, R OBP: 0.388, SLG: 0.602	0-0 FC5-4 1B		0-0 1-3		0-0 CS 1B		0-0 F3		
Bob Horner, R OBP: 0.312, SLG: 0.442	0-0 FC5-4		0-0 1B 1B		0-3 K		0-0 FC4		
Terry Harper, R OBP: 0.314, SLG: 0.337		4-0 BLK S BB	0-0 SF9			4-0 FC6-4 BB		0-0 HR	
Andres Thomas, R OBP: 0.395, SLG: 0.541		0-0 F9	0-0 1-2 1B		0-0 F7		0-0 5-3		
Ozzie Virgil, R OBP: 0.241, SLG: 0.324		0-0 F4	0-3 K		0-0 FC6-4 1B		0-3 K		
Glenn Hubbard, R OBP: 0.363, SLG: 0.400		4-0 BB		0-0 5-3		0-0 1-2 1B		0-0 E1 WP 1B	
Zane Smith, L OBP: 0.045, SLG: 0.045		0-0 L4		0-0 F8		0-3 K		4-0 BB	
Gene Garber, R									
Paul Assenmacher, L									

Inning Stats	R: 0	H: 1	E: 0	LOB: 1	K: 1	BB: 0	S: 6	R: 0	H: 0	E: 0	LOB: 2	K: 0	BB: 2	S: 3	R: 2	H: 4	E: 0	LOB: 2	K: 1	BB: 0	S: 9	R: 0	H: 0	E: 0	LOB: 0	K: 0	BB: 0	S: 3	R: 0	H: 1	E: 0	LOB: 0	K: 1	BB: 0	S: 5	R: 0	H: 1	E: 0	LOB: 2	K: 1	BB: 1	S: 6	R: 0	H: 0	E: 0	LOB: 1	K: 0	BB: 1	S: 3	R: 1	H: 2	E: 1	LOB: 2	K: 1	BB: 1	S: 7
--------------	------	------	------	--------	------	-------	------	------	------	------	--------	------	-------	------	------	------	------	--------	------	-------	------	------	------	------	--------	------	-------	------	------	------	------	--------	------	-------	------	------	------	------	--------	------	-------	------	------	------	------	--------	------	-------	------	------	------	------	--------	------	-------	------

PITCHER	IP	WLS	BF	H	R	ER	SO	BB	IBB	HBP	BLK	WP	HR	S	P	ERA	WHIP
Charles Hudson, R ERA: 3.67	6.0	L	27	7	2	2	4	3	0	0	1	0	1	32	44	3.00	1.667
Dave Rucker, L ERA: 1.54	0.1		2	0	0	0	0	1	0	0	0	0	0	1	5	0.00	3.000
Kent Tekulve, R ERA: 2.03	1.1		7	2	1	1	1	1	0	0	0	1	1	8	12	6.75	2.250
Don Carman, L ERA: 7.15	0.1		1	0	0	0	0	0	0	0	0	0	0	1	1	0.00	0.000

AB	R	H	RBI	BB	SO	LOB
5	1	1	1	0	1	2
3	1	1	0	1	0	0
4	0	2	0	0	0	2
4	0	1	0	0	1	3
1	1	1	2	2	0	0
4	0	1	0	0	0	2
4	0	0	0	0	2	4
3	0	2	0	1	0	0
3	0	0	0	0	1	4
0	0	0	0	0	0	0
0	0	0	0	1	0	0

WP	HR	S	P	ERA	WHIP
1	1	11	37		
0	0	1	1		
0	0	0	0		
1	0	0	0		

**Philadelphia Phillies @ Atlanta Braves**  
Atlanta-Fulton County Stadium, Atlanta, GA  
Sat May 10 1986, 7:05 PM EDT  
Att. 25,958 - Unknown

[livebaseballscorecards.com](http://livebaseballscorecards.com)

AB	31
R	3
H	9
RBI	3
BB	5
SO	5
LOB	17





Batter	1	2	3	4	5	6	7	8	9	AB R H RBI BB SO LOB	TOP																		
Milt Thompson, L (1, 8) OBP: 0.245, SLG: 0.268	0-0 1-3			0-0 2-3		0-3 K		0-0 6-3	0-0 1-3	5 0 0 0 0 1 2																			
Greg Gross, L (1, 7) OBP: 0.476, SLG: 0.412	0-0 6-3			0-0 1B		0-0 1B		4-0 2B BB		3 1 2 0 1 0 0																			
Juan Samuel, R (1, 4) OBP: 0.357, SLG: 0.400	0-3 K			0-0 F8		0-0 1B		0-0 1-H 2B		4 0 2 1 0 1 1																			
Joe Lefebvre, L (1, 9) OBP: 0.250, SLG: 0.118 Steve Bedrosian, R (8, 1)		0-0 F7		0-0 F7		0-0 3-1		0-3 K		4 0 0 0 0 1 4 0 0 0 0 0 0 0																			
Von Hayes, L (1, 3) OBP: 0.346, SLG: 0.333		0-0 5-3			4-0 CS BB		0-0 1B	0-0 1B 2B		3 1 2 0 1 0 0																			
Darren Daulton, L (1, 2) OBP: 0.400, SLG: 0.463		0-0 F8			4-0 1-2 BB		0-3 K	4-0 1B BB		2 0 0 0 2 1 1																			
Rick Schu, R (1, 5) OBP: 0.371, SLG: 0.500			0-3 K		0-0 F8		0-0 F4	0-3 K		4 0 0 0 0 2 4																			
Steve Jeltz, S (1, 6) OBP: 0.327, SLG: 0.302 Mike Schmidt, R (9, PH) OBP: 0.389, SLG: 0.531 Tom Foley, L (9, 6) OBP: 0.571, SLG: 0.600			0-0 5-3		0-0 6-3		0-0 F6	0-0 F2		3 0 0 0 0 0 2 1 0 0 0 0 0 2 0 0 0 0 0 0 0																			
Steve Carlton, L (1, 1) OBP: 0.188, SLG: 0.133 Larry Andersen, R (6, 1) Dave Rucker, L (7, 1) Ron Roenicke, S (8, PH) OBP: 0.333, SLG: 0.333			0-0 F8			0-3 K		0-0 F7	0-0 1-3 2-H 1B	2 0 0 0 0 1 0 0 0 0 0 0 0 0 0 0 0 0 0 0 0 2 0 1 1 0 0 0																			
<b>Inning Stats</b>	R: 0 E: 0 K: 1 S: 5	H: 0 LOB: 0 BB: 0 P: 5	R: 0 E: 0 K: 0 S: 3	H: 0 LOB: 0 BB: 0 P: 3	R: 0 E: 0 K: 1 S: 5	H: 0 LOB: 0 BB: 0 P: 5	R: 0 E: 0 K: 0 S: 4	H: 1 LOB: 1 BB: 0 P: 4	R: 0 E: 0 K: 0 S: 2	H: 0 LOB: 1 BB: 2 P: 10	R: 0 E: 0 K: 2 S: 9	H: 2 LOB: 2 BB: 0 P: 9	R: 0 E: 0 K: 1 S: 6	H: 1 LOB: 1 BB: 0 P: 6	R: 1 E: 0 K: 1 S: 6	H: 1 LOB: 1 BB: 1 P: 10	R: 1 E: 0 K: 1 S: 7	H: 2 LOB: 2 BB: 1 P: 11	1B: 5 2B: 2 3B: 0 HR: 0	SF: 0 SAC: 0 DP: 0 HBP: 0	WP: 0 PB: 0 SB: 0 CS: 1	PA: 37							
<b>PITCHER</b>	IP WLS BF H R ER SO BB IBB HBP BLK WP HR S P ERA WHIP																												
David Palmer, R (1, 1) ERA: 2.31	7.0		26	4	0	0	5	2	0	0	0	0	0	0	34	42	0.00	0.857											
Craig McMurtry, R (8, 1) ERA: 4.8	1.2	L	10	3	2	2	2	2	0	0	0	0	0	12	20	10.80	3.000												
Bruce Sutter, R (9, 1) ERA: 3.18	0.1		1	0	0	0	0	0	0	0	0	0	0	1	1	0.00	0.000												

Philadelphia Phillies @ Atlanta Braves  
 Atlanta-Fulton County Stadium, Atlanta, GA  
 Sun May 11 1986, 3:33 AM EDT  
 Att. 15,689 - Unknown

AB	33
R	2
H	7
RBI	2
BB	4
SO	7
LOB	16



Batter	1	2	3	4	5	6	7	8	9	AB	R	H	RBI	BB	SO	LOB
Bill Sample, R (1, 9) OBP: 0.324, SLG: 0.371 Claudell Washington, L (8, PH) OBP: 0.306, SLG: 0.472 (9, 9)	0-0 F6		0-3 K		0-0 1B			0-0 F9		3	0	1	0	0	1	0
Andres Thomas, R (1, 6) OBP: 0.405, SLG: 0.550	0-3 K		0-0 2B		0-3 K			4-0 1B SF9 BB		3	1	1	0	1	2	1
Dale Murphy, R (1, 8) OBP: 0.400, SLG: 0.604	4-0 BB		0-0 L8				0-0 1B G6-4-3	0-0 1B 1-3		3	0	2	0	1	0	1
Bob Horner, R (1, 3) OBP: 0.301, SLG: 0.429	0-3 K			0-0 5-3		0-0 1B G6-4-3	0-0 SF9	0-0 SF9		3	0	0	1	0	1	2
Terry Harper, R (1, 7) OBP: 0.312, SLG: 0.326		4-0 BB 5-3		0-0 F7		0-0 F9		0-0 F6		3	0	0	0	1	0	1
Ozzie Virgil, R (1, 2) OBP: 0.253, SLG: 0.347 Omar Moreno, L (9, PR) OBP: 0.306, SLG: 0.438		0-0 F3		0-0 2B			0-0 F7		0-0 G3 SH5-3 1B	4	0	2	0	0	0	1
Ken Oberkfell, L (1, 5) OBP: 0.414, SLG: 0.373		0-0 5-3 1-2		0-0 F9			0-0 1B		0-0 SH5-3	3	0	1	0	0	0	2
Glenn Hubbard, R (1, 4) OBP: 0.352, SLG: 0.386 Chris Chambliss, L (9, PH) OBP: 0.577, SLG: 0.636		0-0 G3			0-0 F8		0-3 K		0-0 G3 2-3	3	0	0	0	0	1	2
David Palmer, R (1, 1) Ted Simmons, S (7, PH) OBP: 0.303, SLG: 0.241 Craig McMurtry, R (8, 1) Bruce Sutter, R (9, 1) Rafael Ramirez, R (9, PH) OBP: 0.300, SLG: 0.389			0-0 5-3		0-3 K		0-0 F4		0-0 F8	2	0	0	0	0	1	0

Inning Stats	R: 0	H: 0	E: 0	K: 2	S: 7	H: 0	LOB: 1	BB: 1	P: 11	R: 0	H: 0	E: 0	K: 0	S: 3	H: 1	LOB: 1	BB: 1	P: 7	R: 0	H: 1	E: 0	K: 1	S: 6	H: 1	LOB: 1	BB: 0	P: 6	R: 0	H: 1	E: 0	K: 0	S: 4	H: 1	LOB: 1	BB: 0	P: 4	R: 0	H: 1	E: 0	K: 2	S: 8	H: 1	LOB: 1	BB: 0	P: 8	R: 0	H: 1	E: 0	K: 0	S: 3	H: 1	LOB: 0	BB: 0	P: 3	R: 0	H: 1	E: 0	K: 1	S: 6	H: 1	LOB: 1	BB: 0	P: 6	R: 1	H: 1	E: 0	K: 0	S: 4	H: 1	LOB: 1	BB: 1	P: 8	R: 0	H: 1	E: 0	K: 0	S: 4	H: 1	LOB: 2	BB: 0	P: 4	1B: 5	SF: 1	2B: 2	SAC: 1	3B: 0	DP: 1	HR: 0	HBP: 0
--------------	------	------	------	------	------	------	--------	-------	-------	------	------	------	------	------	------	--------	-------	------	------	------	------	------	------	------	--------	-------	------	------	------	------	------	------	------	--------	-------	------	------	------	------	------	------	------	--------	-------	------	------	------	------	------	------	------	--------	-------	------	------	------	------	------	------	------	--------	-------	------	------	------	------	------	------	------	--------	-------	------	------	------	------	------	------	------	--------	-------	------	-------	-------	-------	--------	-------	-------	-------	--------

PITCHER	IP	WLS	BF	H	R	ER	SO	BB	IBB	HBP	BLK	WP	HR	S	P	ERA	WHIP
Steve Carlton, L (1, 1) ERA: 5.88	5.0		20	3	0	0	5	2	0	0	0	0	0	28	36	0.00	1.000
Larry Andersen, R (6, 1) ERA: 4.26	1.2		6	2	0	0	1	0	0	0	0	0	0	8	8	0.00	1.200
Dave Rucker, L (7, 1) ERA: 1.5	0.1		1	0	0	0	0	0	0	0	0	0	0	1	1	0.00	0.000
Steve Bedrosian, R (8, 1) ERA: 5.65	2.0	W	9	2	1	1	0	1	0	0	0	0	0	8	12	4.50	1.500

**BOTTOM**

**Philadelphia Phillies @ Atlanta Braves**  
Atlanta-Fulton County Stadium, Atlanta, GA

AB	31
R	1
H	7
RBI	1
BB	3
SO	6
LOB	15



WP: 0	PA: 36
PB: 0	
SB: 0	
CS: 0	

Sun May 11 1986, 3:33 AM EDT  
Att. 15,689 - Unknown

livebaseballscorecards.com



Batter	1	2	3	4	5	6	7	8	9	AB R H RBI BB SO LOB	TOP		
Ron Roenicke, S (1, 8) OBP: 0.273, SLG: 0.273	0-0 F8			0-0 6-3	0-0 2B 1B		0-0 F9		0-0 F8	5 0 1 2 0 0 1			
Von Hayes, L (1, 7) OBP: 0.366, SLG: 0.383	0-3 K			0-0 1B 2B	0-0 1-2 2-H 3-H 2B		0-0 BB		0-0 2B	4 1 3 2 1 1 0			
Juan Samuel, R (1, 4) OBP: 0.344, SLG: 0.382	0-0 F9			0-0 2-H 1B	0-3 K		0-0 F9		0-0 F8	5 0 1 1 0 1 4			
Mike Schmidt, R (1, 3) OBP: 0.393, SLG: 0.520		4-0 BB CS BB		0-0 6-3	4-0 FC6-4 IBB		0-0 F9			2 0 0 0 2 0 1			
Rick Schu, R (1, 5) OBP: 0.348, SLG: 0.467		0-0 6-3 1-2		0-3 K	0-0 FC6-4 1-2f		0-0 E5			4 0 0 0 0 1 5			
John Russell, R (1, 2) OBP: 0.356, SLG: 0.385		0-3 K			0-0 F4	0-0 F9		0-0 K		4 0 0 0 0 2 1			
Glenn Wilson, R (1, 9) OBP: 0.236, SLG: 0.156			0-3 K		0-0 1B BB 1B	4-0 G6-4-3 BB		0-0 L9		3 1 1 0 1 1 1			
Steve Jeltz, S (1, 6) OBP: 0.333, SLG: 0.295			0-3 K		4-0 1B BB 1B	0-0 G6-4-3 1-2f		4-0 F8 SH1-4 2B BB		2 2 0 0 2 1 1			
Shane Rawley, R (1, 1) OBP: 0.125, SLG: 0.067			0-3 K		0-0 1-2 2-3 2B 1B		0-3 K		0-0 SH1-4	3 1 1 0 0 2 0			
<b>Inning Stats</b>	R: 0 E: 0 K: 1 S: 5 H: 0 LOB: 0 BB: 0 P: 5	R: 0 E: 0 K: 1 S: 4 H: 0 LOB: 0 BB: 1 P: 8	R: 0 E: 0 K: 3 S: 9 H: 0 LOB: 0 BB: 0 P: 9	R: 1 E: 0 K: 1 S: 7 H: 2 LOB: 1 BB: 0 P: 7	R: 3 E: 0 K: 1 S: 9 H: 4 LOB: 3 BB: 2 P: 17	R: 0 E: 0 K: 0 S: 2 H: 0 LOB: 0 BB: 1 P: 6	R: 0 E: 0 K: 1 S: 5 H: 0 LOB: 1 BB: 1 P: 9	R: 0 E: 1 K: 1 S: 6 H: 0 LOB: 1 BB: 0 P: 6	R: 1 E: 0 K: 0 S: 4 H: 1 LOB: 1 BB: 1 P: 8	1B: 4 2B: 3 3B: 0 HR: 0 SF: 0 SAC: 1 DP: 1 HBP: 0	WP: 0 PB: 0 SB: 1 CS: 1 PA: 39		
<b>PITCHER</b>	IP WLS BF H R ER SO BB IBB HBP BLK WP HR S P ERA WHIP											<b>PITCHER</b>	IP WLS BF H R ER SO BB IBB HBP BLK WP HR S P ERA WHIP
Jim Deshaies, L (1, 1) ERA: 5.54	4.1 L 19 5 4 4 6 2 0 0 0 0 0 0 29 37 8.31 1.615												
Julio Solano, R (5, 1) ERA: 5.54	1.2 7 1 0 0 1 1 1 0 0 0 0 0 7 15 0.00 1.200												
Jeff Calhoun, L (7, 1) ERA: 1.69	2.0 8 0 0 0 2 1 0 0 0 0 0 0 11 15 0.00 0.500												
Frank DiPino, L (9, 1) ERA: 2.3	1.0 5 1 1 1 0 1 0 0 0 0 0 0 4 8 9.00 2.000												

Philadelphia Phillies @ Houston Astros  
Astrodome, Houston, TX  
Mon May 12 1986, 8:05 PM EDT  
Att. 8,354 - Unknown

livebaseballscorecards.com

AB	32
R	5
H	7
RBI	5
BB	6
SO	9
LOB	14



Batter	1	2	3	4	5	6	7	8	9
<b>Bill Doran, S</b> (1, 4) <small>OBP: 0.369, SLG: 0.309</small> <b>Jeff Calhoun, L</b> (7, 1) <b>Alan Ashby, S</b> (8, PH) <small>OBP: 0.393, SLG: 0.469</small> <b>Frank DiPino, L</b> (9, 1) <small>OBP: 0.333, SLG: 0.333</small>	0-0 F8		0-3 K			0-0 F7		0-0 FC6-4 1B	
<b>Billy Hatcher, R</b> (1, 7) <small>OBP: 0.279, SLG: 0.262</small>	0-0 L9-3 1B			0-0 L7		0-0 1B		0-0 FC6-4 1-2f	
<b>Phil Gamier, R</b> (1, 5) <small>OBP: 0.342, SLG: 0.569</small>	0-0 L9-3 1-2			0-0 F9		0-0 L1		0-0 FC6-4 1B	
<b>Glenn Davis, R</b> (1, 3) <small>OBP: 0.287, SLG: 0.491</small>		4-0 S BB		0-0 L8		0-0 F2		0-0 F4	
<b>Kevin Bass, S</b> (1, 9) <small>OBP: 0.316, SLG: 0.407</small>		0-0 F7		0-0 6-3		0-0 1B 1B		0-0 L6	
<b>Dickie Thon, R</b> (1, 6) <small>OBP: 0.325, SLG: 0.377</small>		4-0 G6-4-3 1-2 BB		0-0 F6		0-0 G4-6-3 1-2 1B		0-0 FC6-4 1-2f	
<b>Mark Bailey, S</b> (1, 2) <small>OBP: 0.283, SLG: 0.306</small>		0-0 G6-4-3 1-2f		0-0 6-3		0-0 G4-6-3 1-2f			
<b>Tony Walker, R</b> (1, 8) <small>OBP: 0.294, SLG: 0.400</small>			0-3 K			0-0 HR		0-0 5-3	
<b>Jim Deshaies, L</b> (1, 1) <b>Julio Solano, R</b> (5, 1) <b>Jim Pankovits, R</b> (6, PH) <small>OBP: 0.364, SLG: 0.300</small> (7, 4)			0-3 K			0-0 6-3		0-0 6-3	

AB	R	H	RBI	BB	SO	LOB
3	0	0	0	0	1	0
0	0	0	0	0	0	0
1	0	1	0	0	0	0
0	0	0	0	0	0	0

4	0	2	0	0	0	1
---	---	---	---	---	---	---

4	0	1	0	0	0	2
---	---	---	---	---	---	---

3	0	0	0	1	0	1
---	---	---	---	---	---	---

4	0	1	0	0	0	2
---	---	---	---	---	---	---

3	0	1	0	1	0	1
---	---	---	---	---	---	---

3	0	0	0	0	0	4
---	---	---	---	---	---	---

3	1	1	1	0	1	0
---	---	---	---	---	---	---

1	0	0	0	0	1	0
0	0	0	0	0	0	0
2	0	0	0	0	0	0

1B:	6	SF:	0
2B:	1	SAC:	0
3B:	0	DP:	3
HR:	1	HBP:	0

**BOTTOM**

**Philadelphia Phillies @ Houston Astros**  
Astrodome, Houston, TX  
Mon May 12 1986, 8:05 PM EDT  
Att. 8,354 - Unknown

[livebaseballscorecards.com](http://livebaseballscorecards.com)


AB	31
R	1
H	7
RBI	1
BB	2
SO	3
LOB	11



Inning Stats	R	H	E	K	S	H	LOB	BB	P	R	H	E	K	S	H	LOB	BB	P	ERA	WHIP	PITCHER	IP	WLS	BF	H	R	ER	SO	BB	IBB	HBP	BLK	WP	HR	S	P	ERA	WHIP	
Shane Rawley, L (1, 1) <small>ERA: 3.05</small>	0	1	0	0	3	0	0	0	3	0	0	0	0	3	0	0	0	3	1.00	1.000		9.0	W	33	7	1	1	3	2	0	0	0	0	0	1	37	45	1.00	1.000

WP:	0	PA:	33
PB:	0	SB:	1
CS:	0		



Batter	1	2	3	4	5	6	7	8	9	10	11	AB R H RBI BB SO LOB	TOP																		
Milt Thompson, L (1, 8) OBP: 0.243, SLG: 0.265	0-0 1-3		0-0 F7		0-3 K			0-0 6-3		0-0 1B		5 0 1 0 0 1 0																			
Rick Schu, R (1, 5) OBP: 0.324, SLG: 0.431	0-0 F9		0-0 F9			0-3 K		0-0 F9			0-0 F6	5 0 0 0 0 1 0																			
Juan Samuel, R (1, 4) OBP: 0.318, SLG: 0.350	0-3 K				0-3 K			0-0 F5		0-0 4-3		5 0 0 0 0 2 0																			
Mike Schmidt, R (1, 3) OBP: 0.383, SLG: 0.505 Greg Gross, L (6, 7) OBP: 0.435, SLG: 0.368		0-0 6-3		0-0 3-1		0-0 F9			0-0 6-3		0-0 4-3	3 0 0 0 0 0 0 2 0 0 0 0 0 0																			
Von Hayes, L (1, 7) OBP: 0.379, SLG: 0.402		0-0 2B		4-0 BB			0-0 F8 BB 1B		0-0 F5			3 1 2 0 1 0 0																			
Darren Daulton, L (1, 2) OBP: 0.405, SLG: 0.446		4-0 BB		0-3 K			4-0 BB 1B		0-0 F7			2 0 0 0 2 1 1																			
Glenn Wilson, R (1, 9) OBP: 0.245, SLG: 0.194		0-3 K			0-0 HR		0-0 F8			4-0 BB		3 1 1 1 1 1 4	AB 36 R 2 H 5 RBI 2 BB 4 SO 7 LOB 11																		
Steve Jeltz, S (1, 6) OBP: 0.327, SLG: 0.289 Ron Roenicke, S (7, PH) OBP: 0.333, SLG: 0.333 Luis Aguayo, R (7, 6) OBP: 0.220, SLG: 0.296		0-0 F7		0-3 K			0-0 G4-6-3 1B			0-0 F1		2 0 0 0 0 1 2 1 0 1 1 0 0 0 1 0 0 0 0 0 1																			
Freddie Toliver, R (1, 1) Joe Lefebvre, L (7, PH) OBP: 0.238, SLG: 0.111 Don Carman, L (7, 1) Kent Tekulve, R (8, 1) John Russell, R (10, PH) OBP: 0.348, SLG: 0.375 Dave Rucker, L (10, 1)			0-0 F8			0-0 6-3		0-0 G4-6-3 1B		0-0 F8		2 0 0 0 0 0 0 1 0 0 0 0 0 2 0 0 0 0 0 0 0 0 0 0 0 0 0 0 1 0 0 0 0 0 1 0 0 0 0 0 0 0																			
<b>Inning Stats</b>	R: 0 H: 0 E: 0 K: 1 S: 5	H: 0 LOB: 0 BB: 0 P: 5	R: 0 H: 1 E: 0 K: 1 S: 6	H: 1 LOB: 2 BB: 1 P: 10	R: 0 H: 0 E: 0 K: 0 S: 3	H: 0 LOB: 0 BB: 0 P: 3	R: 0 H: 0 E: 0 K: 2 S: 7	H: 0 LOB: 1 BB: 1 P: 11	R: 1 H: 1 E: 0 K: 2 S: 8	H: 1 LOB: 0 BB: 0 P: 8	R: 0 H: 0 E: 0 K: 1 S: 5	H: 0 LOB: 0 BB: 0 P: 5	R: 1 H: 2 E: 0 K: 0 S: 4	H: 2 LOB: 1 BB: 1 P: 8	R: 0 H: 0 E: 0 K: 0 S: 3	H: 0 LOB: 0 BB: 0 P: 3	R: 0 H: 0 E: 0 K: 0 S: 3	H: 0 LOB: 0 BB: 0 P: 3	R: 0 H: 1 E: 0 K: 0 S: 3	H: 1 LOB: 2 BB: 1 P: 7	R: 0 H: 0 E: 0 K: 0 S: 3	H: 0 LOB: 0 BB: 0 P: 3	1B: 3 SF: 0 2B: 1 SAC: 0 3B: 0 DP: 1 HR: 1 HBP: 0	WP: 0 PA: 40 PB: 0 SB: 1 CS: 0							
<b>PITCHER</b>	IP WLS BF H R ER SO BB IBB HBP BLK WP HR S P ERA WHIP																														
Mike Scott, R (1, 1) ERA: 3.59	6.0	24	3	2	2	7	3	0	0	0	0	0	0	1	35	47	3.00	1.000													
Charlie Kerfeld, R (7, 1) ERA: 1.0	2.0	6	1	0	0	0	0	0	0	0	0	0	0	0	6	6	0.00	0.500													
Frank DiPino, L (9, 1) ERA: 2.04	2.0	7	1	0	0	0	1	0	0	0	0	0	0	0	6	10	0.00	1.000													
Julio Solano, R (11, 1) ERA: 5.14	1.0	W 3	0	0	0	0	0	0	0	0	0	0	0	0	3	3	0.00	0.000													

Philadelphia Phillies @ Houston Astros  
Astrodome, Houston, TX  
Tue May 13 1986, 8:05 PM EDT  
Att: 7,087 - Unknown

livebaseballscores.com

Batter	1	2	3	4	5	6	7	8	9	10	11	AB	R	H	RBI	BB	SO	LOB	BOTTOM							
Bill Doran, S OBP: 0.373, SLG: 0.316 (1, 4)												4	0	2	1	0	0	2								
Craig Reynolds, L OBP: 0.321, SLG: 0.460 (1, 6)												3	0	0	0	0	1	2								
Alan Ashby, S OBP: 0.387, SLG: 0.460 (8, PH)												1	0	0	0	0	0	1								
Frank DiPino, L OBP: 0.333, SLG: 0.333 (9, 1)												0	0	0	0	0	0	0								
Julio Solano, R OBP: 0.333, SLG: 0.333 (11, 1)												0	0	0	0	0	0	0								
Jose Cruz, L OBP: 0.238, SLG: 0.190 (11, PH)												1	0	0	0	0	0	0								
Phil Garner, R OBP: 0.333, SLG: 0.558 (1, 5)												5	1	1	0	0	1	2								
Glenn Davis, R OBP: 0.291, SLG: 0.482 (1, 3)												4	0	1	0	1	0	1								
Denny Walling, L OBP: 0.375, SLG: 0.431 (1, 7)												5	0	2	1	0	0	1								
Terry Puhl, L OBP: 0.323, SLG: 0.358 (1, 9)												4	1	1	0	0	0	1								
Mark Bailey, S OBP: 0.279, SLG: 0.321 (1, 2)												4	1	2	0	0	0	1								
Billy Hatcher, R OBP: 0.261, SLG: 0.244 (1, 8)												3	0	0	0	0	0	2								
Mike Scott, R OBP: 0.417, SLG: 0.364 (8, PH)												1	0	0	0	0	1	0								
Charlie Kerfeld, R OBP: 0.333, SLG: 0.377 (9, 6)												0	0	0	0	0	0	0								
Dickie Thon, R OBP: 0.333, SLG: 0.377 (9, 6)												1	0	1	0	0	0	0								
Inning Stats	R: 0 E: 0 K: 0 S: 4	H: 1 LOB: 1 BB: 0 P: 4	R: 0 E: 0 K: 0 S: 3	H: 1 LOB: 0 BB: 0 P: 3	R: 0 E: 0 K: 1 S: 5	H: 0 LOB: 0 BB: 0 P: 5	R: 0 E: 0 K: 0 S: 4	H: 1 LOB: 1 BB: 0 P: 4	R: 2 E: 0 K: 1 S: 8	H: 3 LOB: 1 BB: 0 P: 8	R: 0 E: 0 K: 1 S: 5	H: 0 LOB: 0 BB: 0 P: 5	R: 0 E: 0 K: 0 S: 3	H: 0 LOB: 0 BB: 0 P: 3	R: 0 E: 0 K: 0 S: 4	H: 1 LOB: 1 BB: 0 P: 4	R: 0 E: 0 K: 0 S: 3	H: 0 LOB: 0 BB: 0 P: 3	R: 0 E: 0 K: 0 S: 3	H: 1 LOB: 1 BB: 1 P: 7	R: 1 E: 0 K: 0 S: 3	H: 2 LOB: 2 BB: 1 P: 7	1B: 9 2B: 1 3B: 0 HR: 0	SF: 0 SAC: 3 DP: 2 HBP: 0	WP: 0 PB: 0 SB: 1 CS: 0	PA: 41
PITCHER	IP	WLS	BF	H	R	ER	SO	BB	IBB	HBP	BLK	WP	HR	S	P	ERA	WHIP									
Freddie Toliver, R ERA: 1.5 (1, 1)	6.0		23	6	2	1	3	0	0	0	0	0	0	29	29	1.50	1.000									
Don Carman, L ERA: 6.23 (7, 1)	1.2		6	1	0	0	0	0	0	0	0	0	0	6	6	0.00	0.600									
Kent Tekulve, R ERA: 1.84 (8, 1)	1.1		4	0	0	0	0	0	0	0	0	0	0	4	4	0.00	0.000									
Dave Rucker, L ERA: 2.03 (10, 1)	1.1	L	8	3	1	1	0	0	2	0	0	0	0	6	14	6.75	2.250									

Philadelphia Phillies @ Houston Astros  
Astrodome, Houston, TX  
Tue May 13 1986, 8:05 PM EDT  
Att: 7,087 - Unknown

livebaseballscorecards.com

AB 36  
R 3  
H 10  
RBI 2  
BB 2  
SO 3  
LOB 13





Batter	1	2	3	4	5	6	7	8	9	AB R H RBI BB SO LOB	TOP			
Eddie Milner, L OBP: 0.356, SLG: 0.385 (1, 8) X	0-0 F4	0-0 4-3		0-0 1-3		0-0 BB 1B		0-0 F9		5 1 1 0 0 0 2				
Pete Rose, S OBP: 0.245, SLG: 0.146 (1, 3) X	0-0 4-3		0-0 4-3	0-0 1-3		4-0 BB 1B		0-0 FC6-4		4 0 0 0 1 0 1				
Dave Parker, L OBP: 0.336, SLG: 0.508 (1, 9) X	0-0 BB 1B		0-0 HR 1B	0-3 K		0-0 1-3 2-H 1B			0-0 1-3	5 2 3 1 0 1 0				
Nick Esasky, R OBP: 0.341, SLG: 0.417 (1, 7) X	0-0 1-2 1B		0-0 1-H HR		0-0 F3	0-0 F4			0-0 F9	5 1 2 2 0 0 2				
Dave Concepcion, R OBP: 0.304, SLG: 0.320 (1, 6) X	0-0 1-2 2-H 1B		4-0 BB 1B		0-0 1B		0-0 6-3		0-3 K	4 1 2 1 1 1 0				
Buddy Bell, R OBP: 0.298, SLG: 0.277 (1, 5) X	0-0 F8		0-0 G3 1B	0-3 K		0-3 K				4 1 1 0 0 2 3				
Bo Diaz, R OBP: 0.337, SLG: 0.393 (1, 2) X		0-0 3-1	0-0 1-2 3-H 1B	0-0 5-3		0-0 5-3				4 0 1 1 0 0 1				
Ron Oester, S OBP: 0.259, SLG: 0.273 (1, 4) X		0-0 2B	0-0 G3		0-0 F3		0-0 FC6-4 1B			4 0 2 0 0 0 2				
Tom Browning, L OBP: 0.133, SLG: 0.133 (1, 1) X		0-0 F8	0-0 1-2 2-3		0-0 6-3		0-0 B1			3 0 1 1 0 0 1				
John Franco, L (7, 1) X										1 0 0 0 0 0 1				
Ted Power, R (8, 1) X			2-H 3-H 1B							0 0 0 0 0 0 0				
<b>Inning Stats</b>	R: 1 H: 3 E: 0 LOB: 2 K: 0 BB: 0 S: 6 P: 6	R: 0 H: 1 E: 0 LOB: 1 K: 0 BB: 0 S: 4 P: 4	R: 4 H: 5 E: 0 LOB: 2 K: 0 BB: 1 S: 7 P: 11	R: 0 H: 0 E: 0 LOB: 0 K: 1 BB: 0 S: 5 P: 5	R: 0 H: 1 E: 0 LOB: 1 K: 1 BB: 0 S: 6 P: 6	R: 1 H: 2 E: 0 LOB: 2 K: 0 BB: 1 S: 5 P: 9	R: 0 H: 0 E: 0 LOB: 0 K: 1 BB: 0 S: 5 P: 5	R: 0 H: 1 E: 0 LOB: 1 K: 0 BB: 0 S: 4 P: 4	R: 0 H: 0 E: 0 LOB: 0 K: 1 BB: 0 S: 5 P: 5	1B: 11 SF: 0 2B: 1 SAC: 0 3B: 0 DP: 0 HR: 1 HBP: 0	WP: 0 PA: 41 PB: 0 SB: 0 CS: 0			
<b>PITCHER</b>	IP WLS BF H R ER SO BB IBB HBP BLK WP HR S P ERA WHIP													
Kevin Gross, R ERA: 5.09 (1, 1)	2.1		8 5 5 0 1 0 0 0 0 0 0 1 15 19 19.29 3.857											
Tom Hume, R ERA: (3, 1)	2.2		9 2 0 0 2 0 0 0 0 0 0 0 13 13 0.00 0.750											
Dave Rucker, L ERA: 2.35 (6, 1)	2.0		9 2 1 1 1 1 0 0 0 0 0 0 10 14 4.50 1.500											
Don Carman, L ERA: 5.79 (8, 1)	1.0	W	4 1 0 0 0 0 0 0 0 0 0 0 4 4 0.00 1.000											
Steve Bedrosian, R ERA: 5.28 (9, 1)	1.0	S	3 0 0 0 1 0 0 0 0 0 0 0 5 5 0.00 0.000											

Cincinnati Reds @ Philadelphia Phillies  
Veterans Stadium, Philadelphia, PA  
Wed May 14 1986, 7:05 PM EDT  
Att: 21,877 - Unknown

livebaseballscorecards.com

AB	39
R	6
H	13
RBI	6
BB	2
SO	4
LOB	13



Batter	1	2	3	4	5	6	7	8	9
Milt Thompson, L (1, 8) OBP: 0.243, SLG: 0.264 Mike Schmidt, R (8, PH) OBP: 0.388, SLG: 0.510 (9, 3)	0-0 B3		0-0 F8		0-0 1B		0-3 K	0-0 E4 SF9 1B	
Ron Roenicke, S (1, 7) OBP: 0.353, SLG: 0.267	0-3 K		4-0 1B BB		0-3 K		4-0 1B FC4 BB	0-0 G3	
Juan Samuel, R (1, 4) OBP: 0.324, SLG: 0.359	0-0 F3		0-0 1B			0-3 K	0-0 FC4 1B 1-2 2-3	0-0 SF9	
Glenn Wilson, R (1, 9) OBP: 0.252, SLG: 0.204		0-0 F7	0-0 F5			0-0 HR 1B	0-0 FC4 1B 1-2 2-3 3-H	0-3 K	
Von Hayes, L (1, 3) OBP: 0.392, SLG: 0.446 (9, 8)		0-0 1B		0-0 7-6-3 1B		0-0 HR 1B 1-H	0-0 FC4 1B 1-2f 2-3 3-H		
John Russell, R (1, 2) OBP: 0.340, SLG: 0.364		0-0 1B		0-3 K		0-0 F8	0-3 K		
Rick Schu, R (1, 5) OBP: 0.333, SLG: 0.426		0-3 K		0-0 7-6-3 1-2f		0-0 1B		4-0 BB 1B BB	
Steve Jeltz, S (1, 6) OBP: 0.333, SLG: 0.298		0-3 K			0-0 G4-6-3 1B	0-3 K		0-0 1B BB E 1B	
Kevin Gross, R (1, 1) Tom Hurme, R (3, 1) Tom Foley, L (5, PH) Dave Rucker, L (6, 1) Greg Gross, L (7, PH) Don Carman, L (8, 1) Luis Aguayo, R (8, PH) Steve Bedrosian, R (9, 1)			0-0 F8		0-0 G4-6-3 1-2f		4-0 1B BB BB	4-0 E BB	

AB	R	H	RBI	BB	SO	LOB
4	0	1	0	0	1	1
1	1	1	1	0	0	0
3	1	0	0	2	2	2
4	0	2	1	0	1	0
5	1	2	1	0	1	2
4	1	3	3	0	0	2
4	0	1	0	0	2	3
3	1	1	0	1	1	3
4	1	2	0	0	2	3
0	0	0	0	0	0	0
1	0	0	0	0	0	0
1	0	0	0	0	0	1
0	0	0	0	0	0	0
0	1	0	0	1	0	0
0	0	0	0	0	0	0
0	0	0	0	0	0	0
0	1	0	0	1	0	0
0	0	0	0	0	0	0

AB	R	H	RBI	BB	SO	LOB
34	8	13	6	5	10	17

Inning Stats	R: 0	H: 0	E: 0	K: 1	S: 5	H: 0	LOB: 0	BB: 0	P: 5	R: 0	H: 2	E: 0	K: 2	S: 9	H: 2	LOB: 2	BB: 0	P: 9	R: 0	H: 1	E: 0	K: 0	S: 4	H: 1	LOB: 2	BB: 1	P: 8	R: 0	H: 1	E: 0	K: 1	S: 5	H: 2	LOB: 1	BB: 0	P: 6	R: 2	H: 3	E: 0	K: 2	S: 10	H: 3	LOB: 1	BB: 0	P: 10	R: 2	H: 2	E: 0	K: 2	S: 9	H: 2	LOB: 2	BB: 2	P: 17	R: 4	H: 2	E: 1	K: 1	S: 7	H: 2	LOB: 0	BB: 2	P: 15
<b>PITCHER</b>	IP	WLS	BF	H	R	ER	SO	BB	IBB	HBP	BLK	WP	HR	S	P	ERA	WHIP																																														
Tom Browning, L (1, 1) ERA: 4.63	6.0		27	9	3	3	7	2	0	0	0	0	1	39	47	4.50	1.833																																														
John Franco, L (7, 1) ERA: 3.0	1.0	L	9	3	4	3	2	3	0	0	0	0	0	10	22	27.00	6.000																																														
Ted Power, R (8, 1) ERA: 5.65	1.0		4	1	1	0	1	0	0	0	0	0	0	6	6	0.00	1.000																																														

**Cincinnati Reds @ Philadelphia Phillies**  
Veterans Stadium, Philadelphia, PA  
Wed May 14 1986, 7:05 PM EDT  
Att. 21,877 - Unknown

**AB 34**  
**R 8**  
**H 13**  
**RBI 6**  
**BB 5**  
**SO 10**  
**LOB 17**



WP: 0 PA: 40  
PB: 0  
SB: 0  
CS: 0

WP	HR	S	P	ERA	WHIP
0	0	0	0	0	0









Batter	1	2	3	4	5	6	7	8	9	AB R H RBI BB SO LOB	TOP											
Milt Thompson, L (1, 8) OBP: 0.248, SLG: 0.276	0-0 E SF9 1B		0-0 CS 1B	0-0 G6-4-3 1-2f			0-0 6-3		0-0 5-3	5 1 2 0 0 0 2												
Rick Schu, R (1, 5) OBP: 0.321, SLG: 0.421	0-0 SF9 1-H		0-0 1B 1B			0-0 6-3	0-3 K		0-0 F3	4 0 1 1 0 1 0												
Juan Samuel, R (1, 4) OBP: 0.338, SLG: 0.375	0-0 F6		0-0 1B			0-0 F8	0-3 K			4 0 1 0 0 1 0												
Mike Schmidt, R (1, 3) OBP: 0.373, SLG: 0.486	0-0 F8		0-3 K			0-0 5-3		0-0 6-3		4 0 0 0 0 1 2												
Von Hayes, L (1, 7) OBP: 0.395, SLG: 0.459		0-3 K	0-3 K			0-0 WP SF8 2B		0-0 S 1B		4 1 2 0 0 2 2												
Glenn Wilson, R (1, 9) OBP: 0.274, SLG: 0.212		0-0 4-3		0-0 E 6-3 1B		4-0 FC4-6 2-3 BB		1-0 1-2 HBP		2 1 1 0 1 0 0												
Darren Daulton, L (1, 2) OBP: 0.386, SLG: 0.413		0-0 E6 BB		0-0 E9 1B 1-3 1B		0-0 SF8		0-0 F8		3 0 1 1 0 0 2												
Steve Jeltz, S (1, 6) OBP: 0.336, SLG: 0.290		4-0 BB		0-0 6-3		0-0 FC4-6 1-2f		0-0 F7		3 0 0 1 1 0 4												
Steve Carlton, L (1, 1) OBP: 0.211, SLG: 0.167		0-0 3-1		0-0 G6-4-3 2-3 1B		0-0 F9			0-0 4-3	3 0 1 0 0 0 3 1 0 0 0 0 0 0												
Kent Tekulve, R (8, 1)																						
<b>Inning Stats</b>	R: 1 E: 1 K: 0 S: 4	H: 1 LOB: 0 BB: 0 P: 4	R: 0 E: 1 K: 1 S: 6	H: 0 LOB: 2 BB: 1 P: 10	R: 0 E: 0 K: 2 S: 9	H: 3 LOB: 2 BB: 0 P: 9	R: 1 E: 1 K: 0 S: 5	H: 3 LOB: 1 BB: 0 P: 5	R: 0 E: 0 K: 0 S: 3	H: 0 LOB: 0 BB: 0 P: 3	R: 1 E: 0 K: 0 S: 4	H: 1 LOB: 1 BB: 1 P: 8	R: 0 E: 0 K: 2 S: 7	H: 0 LOB: 0 BB: 0 P: 7	R: 0 E: 0 K: 0 S: 4	H: 1 LOB: 2 BB: 0 P: 5	R: 0 E: 0 K: 0 S: 3	H: 0 LOB: 0 BB: 0 P: 3	1B: 8 2B: 1 3B: 0 HR: 0	SF: 2 SAC: 0 DP: 1 HBP: 1	WP: 1 PB: 0 SB: 1 CS: 1	PA: 38
<b>PITCHER</b>	IP WLS BF H R ER SO BB IBB HBP BLK WP HR S P ERA WHIP																					
Roger Mason, R (1, 1) ERA: 3.05	6.0 L 27 8 3 1 3 2 0 0 0 0 1 0 31 39 1.50 1.667																					
Juan Berenguer, R (7, 1) ERA: 4.5	2.0 8 1 0 0 2 0 0 1 0 0 0 11 12 0.00 0.500																					
Greg Minton, R (9, 1) ERA: 4.3	1.0 3 0 0 0 0 0 0 0 0 0 0 3 3 0.00 0.000																					

Philadelphia Phillies @ San Francisco Giants  
 Candlestick Park, San Francisco, CA  
 Fri May 16 1986, 10:05 PM EDT  
 Att. 16,560 - Unknown

livebaseballscorecards.com

AB	33
R	3
H	9
RBI	3
BB	2
SO	5
LOB	15



Batter	1	2	3	4	5	6	7	8	9	AB R H RBI BB SO LOB
<b>Candy Maldonado, R</b> (1, 8) OBP: 0.286, SLG: 0.597	0-0 F9			0-3 K		0-0 F7			0-3 K	4 0 0 0 0 2 0
<b>Will Clark, L</b> (1, 3) OBP: 0.333, SLG: 0.475	0-0 F7			0-0 5-3 1B			0-0 G3		0-0 4-3	4 0 1 0 0 0 0
<b>Chris Brown, R</b> (1, 5) OBP: 0.382, SLG: 0.440	0-0 5-3			0-0 5-3 1-2			0-0 F9		0-0 1-3	4 0 0 0 0 0 1
<b>Jeffrey Leonard, R</b> (1, 7) OBP: 0.361, SLG: 0.511			0-3 K	0-0 F3			0-0 F4			3 0 0 0 0 1 1
<b>Chili Davis, S</b> (1, 9) OBP: 0.320, SLG: 0.420			0-0 5-3		0-0 CS 1B			0-0 F9		3 0 1 0 0 0 0
<b>Bob Brenly, R</b> (1, 2) OBP: 0.411, SLG: 0.406			0-0 4-3		0-3 K 1-2			0-0 WP 1B 1B		3 0 1 0 0 1 1
<b>Robby Thompson, R</b> (1, 4) OBP: 0.331, SLG: 0.333				0-0 CS 1B		0-0 F8		0-0 WP 1B 1-2		3 0 2 0 0 0 0
<b>Jose Uribe, S</b> (1, 6) OBP: 0.319, SLG: 0.284			0-3 K			0-0 F8		0-3 K 1-2 2-3		2 0 0 0 0 1 1
<b>Joel Youngblood, R</b> (8, PH) OBP: 0.367, SLG: 0.423				1-2 K						1 0 0 0 0 1 2
<b>Greg Minton, S</b> (9, 1)										0 0 0 0 0 0 0
<b>Roger Mason, R</b> (1, 1) OBP: 0.077, SLG: 0.077			0-0 4-3			0-0 F4		0-0 G3		1 0 0 0 0 0 0
<b>Dan Gladden, R</b> (6, PH) OBP: 0.327, SLG: 0.333										1 0 0 0 0 0 0
<b>Juan Berenguer, R</b> (7, 1)										0 0 0 0 0 0 0
<b>Luis Quinones, S</b> (8, PH) (9, 6)										1 0 0 0 0 0 2

Inning Stats	R: 0 E: 0 K: 0 S: 3	H: 0 LOB: 0 BB: 0 P: 3	R: 0 E: 0 K: 1 S: 5	H: 0 LOB: 0 BB: 0 P: 5	R: 0 E: 0 K: 1 S: 5	H: 1 LOB: 0 BB: 0 P: 5	R: 0 E: 0 K: 1 S: 6	H: 1 LOB: 1 BB: 0 P: 6	R: 0 E: 0 K: 1 S: 5	H: 1 LOB: 0 BB: 0 P: 5	R: 0 E: 0 K: 0 S: 3	H: 0 LOB: 0 BB: 0 P: 3	R: 0 E: 0 K: 1 S: 7	H: 2 LOB: 2 BB: 0 P: 7	R: 0 E: 0 K: 1 S: 5	H: 0 LOB: 0 BB: 0 P: 5	1B: 5 2B: 2 3B: 0 HR: 0	SF: 0 SAC: 0 DP: 2 HBP: 0
<b>Steve Carlton, L</b> (1, 1) ERA: 4.99	IP: 7.1	WLS: W	BF: 25	H: 5	R: 0	ER: 0	SO: 4	BB: 0	IBB: 0	HBP: 0	BLK: 0	WP: 0	HR: 0	S: 33	P: 33	ERA: 0.00	WHIP: 0.682	
<b>Kent Tekulve, R</b> (8, 1) ERA: 1.65	IP: 1.2	WLS: S	BF: 5	H: 0	R: 0	ER: 0	SO: 2	BB: 0	IBB: 0	HBP: 0	BLK: 0	WP: 1	HR: 0	S: 9	P: 9	ERA: 0.00	WHIP: 0.000	

**BOTTOM**

Philadelphia Phillies @ San Francisco Giants  
 Candlestick Park, San Francisco, CA  
 Fri May 16 1986, 10:05 PM EDT  
 Att. 16,560 - Unknown

[livebaseballscorecards.com](http://livebaseballscorecards.com)

<b>AB</b>	<b>30</b>
<b>R</b>	<b>0</b>
<b>H</b>	<b>5</b>
<b>RBI</b>	<b>0</b>
<b>BB</b>	<b>0</b>
<b>SO</b>	<b>6</b>
<b>LOB</b>	<b>8</b>



WP: 1	PA: 30
PB: 0	
SB: 0	
CS: 2	



Batter	1	2	3	4	5	6	7	8	9	AB R H RBI BB SO LOB	TOP	
Milt Thompson, L (1, 8) OBP: 0.256, SLG: 0.277 John Russell, R (8, PH) OBP: 0.333, SLG: 0.356 Don Carman, L (8, 1)	0-0 1B		0-0 5-3		0-0 F9	4-0 BB		0-3 K		3 0 1 0 1 0 0 1 0 0 0 0 1 2 0 0 0 0 0 0 0		
Rick Schu, R (1, 5) OBP: 0.315, SLG: 0.400	0-3 K 1-2		0-0 6-3		0-3 K	0-3 K		4-0 BB 1-2		4 0 0 0 1 3 4		
Juan Samuel, R (1, 4) OBP: 0.341, SLG: 0.377	0-0 6-3			0-0 1B 1B	0-0 5-3		0-0 G5-4-3 1B	0-0 4-3		5 1 2 0 0 0 4		
Mike Schmidt, R (1, 3) OBP: 0.374, SLG: 0.478	4-0 BB			0-0 1B HR 1B		0-0 E3 HR	0-0 G5-4-3 1-2f	0-3 K		4 2 1 0 1 1 1		
Von Hayes, L (1, 7) OBP: 0.396, SLG: 0.482	0-3 K			0-0 1B HR 1B		0-0 HR	0-3 K	0-0 F6		5 2 2 3 0 2 2		
Glenn Wilson, R (1, 9) OBP: 0.271, SLG: 0.239		0-0 6-3		0-0 HR		0-0 F8		0-0 F9	0-0 F8	5 1 1 3 0 0 0		
Darren Daulton, L (1, 2) OBP: 0.391, SLG: 0.463		0-3 K		0-3 K		0-0 4-6-3 1B 1B		0-0 HR		4 1 2 1 0 2 0		
Tom Foley, L (1, 6) OBP: 0.500, SLG: 0.600		0-0 4-3		0-0 G3		0-0 4-6-3 1B		0-0 1B 2B		4 0 2 0 0 0 0		
Shane Rawley, R (1, 1) OBP: 0.111, SLG: 0.059 Tom Hume, R (5, 1) Ron Roenicke, S (6, PH) OBP: 0.456, SLG: 0.400 Dave Rucker, L (6, 1) Jeff Stone, L (8, PH) OBP: 1.000, SLG: 1.000 (8, 8)			0-0 5-3	0-3 K		0-0 4-6-3		0-0 BB 1B		2 0 0 0 0 1 0 0 0 0 0 0 0 0 1 0 0 0 0 0 2 0 0 0 0 0 0 0 1 0 1 0 0 0 0		
<b>Inning Stats</b>	R: 0 H: 1 E: 0 LOB: 2 K: 2 BB: 1 S: 8 P: 12	R: 0 H: 0 E: 0 LOB: 0 K: 1 BB: 0 S: 5 P: 5	R: 0 H: 0 E: 0 LOB: 0 K: 0 BB: 0 S: 3 P: 3	R: 4 H: 4 E: 0 LOB: 0 K: 2 BB: 0 S: 11 P: 11	R: 0 H: 0 E: 0 LOB: 0 K: 1 BB: 0 S: 5 P: 5	R: 2 H: 3 E: 1 LOB: 3 K: 1 BB: 1 S: 9 P: 13	R: 0 H: 1 E: 0 LOB: 0 K: 1 BB: 0 S: 5 P: 5	R: 1 H: 3 E: 0 LOB: 3 K: 1 BB: 1 S: 8 P: 12	R: 0 H: 0 E: 0 LOB: 0 K: 1 BB: 0 S: 5 P: 5	1B: 8 SF: 0 2B: 1 SAC: 0 3B: 0 DP: 1 HR: 3 HBP: 0	WP: 0 PA: 42 PB: 0 SB: 1 CS: 0	
<b>PITCHER</b>	IP WLS BF H R ER SO BB IBB HBP BLK WP HR S P ERA WHIP											
Mike Krukow, R (1, 1) ERA: 4.07	5.1 W 25 7 6 5 6 1 0 0 0 0 0 2 36 40 8.44 1.500											
Chuck Hensley, L (6, 1) ERA: 3.86	0.1 3 1 0 0 0 1 0 0 0 0 0 0 2 6 0.00 6.000											
Jeff Robinson, R (6, 1) ERA: 4.13	1.2 8 4 1 1 2 0 0 0 0 0 1 12 12 5.40 2.400											
Mark Davis, L (8, 1) ERA: 2.49	0.1 2 0 0 0 1 1 0 0 0 0 0 3 7 0.00 3.000											
Greg Minton, R (8, 1) ERA: 4.07	1.1 S 4 0 0 0 1 0 0 0 0 0 0 0 6 6 0.00 0.000											

Philadelphia Phillies @ San Francisco Giants  
Candlestick Park, San Francisco, CA  
Sat May 17 1986, 6:33 AM EDT  
Att. 14,260 - Unknown

livebaseballscorecards.com

AB	39
R	7
H	12
RBI	7
BB	3
SO	10
LOB	15



Batter	1	2	3	4	5	6	7	8	9
Dan Gladden, R OBP: 0.329, SLG: 0.331 (1, 8)	0-0 6-3		0-3 K		0-0 2B		0-0 F9		
Will Clark, L OBP: 0.335, SLG: 0.479 (1, 3)	0-0 G3		0-3 K		0-0 2B			0-0 1B	
Chris Brown, R OBP: 0.363, SLG: 0.439 (1, 5)	0-0 F8			0-0 1B	0-0 1B	0-0 E3		0-0 G4-6-3	
Candy Maldonado, R OBP: 0.279, SLG: 0.582 (1, 7)		0-0 1-3		0-0 1B	0-0 L4	0-0 F8		0-0 F7	
Chili Davis, S OBP: 0.318, SLG: 0.417 (1, 9)		0-0 6-3		0-0 1B	0-0 SF7	0-0 F8			
Bob Brenly, R OBP: 0.406, SLG: 0.398 (1, 2)		0-0 6-3		0-0 SF8	0-0 1B	0-3 K			
Robby Thompson, R OBP: 0.343, SLG: 0.377 (1, 4)			0-0 HR	0-3 K	0-0 2B		0-0 F8		
Jose Uribe, S OBP: 0.333, SLG: 0.311 (1, 6)			0-0 SH1-4		0-0 1B		0-0 F8		
Mike Krukow, R OBP: 0.227, SLG: 0.190 (1, 1)			0-0 SH1-4		0-0 2B		0-0 SF8		
Chuck Hensley, L (6, 1)									
Jeff Robinson, R OBP: 0.333, SLG: 0.500 (6, 1)									
Mark Davis, L (8, 1)									
Greg Minton, S (8, 1)									

Inning Stats	R: 0	H: 0	E: 0	K: 0	S: 3	LOB: 0	BB: 0	P: 3	R: 0	H: 0	E: 0	K: 0	S: 3	LOB: 0	BB: 0	P: 3	R: 1	H: 2	E: 0	K: 2	S: 9	LOB: 1	BB: 0	P: 9	R: 2	H: 3	E: 0	K: 1	S: 7	LOB: 0	BB: 0	P: 7	R: 8	H: 7	E: 0	K: 0	S: 11	LOB: 2	BB: 2	P: 19	R: 0	H: 0	E: 1	K: 1	S: 6	LOB: 1	BB: 0	P: 6	R: 1	H: 1	E: 0	K: 0	S: 4	LOB: 0	BB: 0	P: 4	R: 0	H: 1	E: 0	K: 0	S: 3	LOB: 0	BB: 0	P: 3
--------------	------	------	------	------	------	--------	-------	------	------	------	------	------	------	--------	-------	------	------	------	------	------	------	--------	-------	------	------	------	------	------	------	--------	-------	------	------	------	------	------	-------	--------	-------	-------	------	------	------	------	------	--------	-------	------	------	------	------	------	------	--------	-------	------	------	------	------	------	------	--------	-------	------

PITCHER	IP	WLS	BF	H	R	ER	SO	BB	IBB	HBP	BLK	WP	HR	S	P	ERA	WHIP
Shane Rawley, L ERA: 3.9 (1, 1)	4.0	L	20	8	7	7	3	0	0	0	0	0	1	26	26	15.75	2.000
Tom Hume, R ERA: 9.82 (5, 1)	1.0		9	4	4	4	0	2	0	0	0	0	0	7	15	36.00	6.000
Dave Rucker, L ERA: 2.6 (6, 1)	2.0		8	1	1	1	1	0	0	0	0	0	0	10	10	4.50	0.500
Don Carman, L ERA: 5.94 (8, 1)	1.0		3	1	0	0	0	0	0	0	0	0	0	3	3	0.00	1.000

AB	R	H	RBI	BB	SO	LOB
4	1	1	1	1	1	1
5	1	2	2	0	1	3
5	2	2	0	0	0	1
5	1	1	0	0	0	3
3	0	1	2	0	0	1
2	1	0	1	1	1	1
4	3	3	2	0	1	1
4	2	3	2	0	0	1
1	1	1	1	0	0	0
0	0	0	0	0	0	0
0	0	0	1	0	0	0
0	0	0	0	0	0	0
0	0	0	0	0	0	0

WP	PA	ERA	WHIP
0	40		
1			
0			
1			

Philadelphia Phillies @ San Francisco Giants  
 Candlestick Park, San Francisco, CA  
 Sat May 17 1986, 6:33 AM EDT  
 Att. 14,260 - Unknown

AB	33
R	12
H	14
RBI	12
BB	2
SO	4
LOB	12





Batter	1	2	3	4	5	6	7	8	9	AB R H RBI BB SO LOB	TOP											
Milt Thompson, L (1, 8) OBP: 0.256, SLG: 0.270	0-0 4-3		0-0 1-3			4-0 2B 1B BB		0-0 1-3		3 1 0 0 1 0 1	Philadelphia Phillies @ San Francisco Giants Candlestick Park, San Francisco, CA Sun May 18 1986, 6:33 AM EDT Att: 31,186 - Unknown <a href="http://livebaseballscorecards.com">livebaseballscorecards.com</a>											
Darren Daulton, L (1, 2) OBP: 0.385, SLG: 0.465	0-0 4-3			0-0 G3		0-0 1B 1-3 2B		0-3 K		4 0 1 0 0 1 0												
Juan Samuel, R (1, 4) OBP: 0.337, SLG: 0.370	0-0 5-3			0-0 S 1B		0-0 F9		0-3 K		4 0 1 0 0 1 2												
Mike Schmidt, R (1, 3) OBP: 0.370, SLG: 0.470		0-0 F9		0-3 K 1-3		0-0 BB 1B		0-0 6-3		4 0 1 1 0 1 1												
Von Hayes, L (1, 7) OBP: 0.399, SLG: 0.479		0-0 5-3		0-0 F5		2-3 3-H 4-0 G5-4-3 1-2 BB		0-0 1B		3 0 1 0 1 0 1												
Glenn Wilson, R (1, 9) OBP: 0.263, SLG: 0.230		0-3 K			0-0 F8	0-0 G5-4-3 1-2		0-3 K		4 0 0 0 0 2 4												
Rick Schu, R (1, 5) OBP: 0.312, SLG: 0.405			0-0 F3		0-0 2B		0-3 K		0-0 F5			4 0 1 0 0 1 1										
Steve Jeltz, S (1, 6) OBP: 0.328, SLG: 0.282			0-0 1-3		0-3 K		0-3 K			3 0 0 0 0 2 1												
Freddie Toliver, R (1, 1) Kent Tekulve, R (5, 1) Jeff Stone, L (7, PH) Don Carman, L (7, 1)			4-0 BB		0-0 4-3		0-3 K			1 0 0 0 1 0 1 0 0 0 0 0 0 0 1 0 0 0 0 1 0 0 0 0 0 0 0 0												
<b>Inning Stats</b>	R: 0 E: 0 K: 0 S: 3	H: 0 LOB: 0 BB: 0 P: 3	R: 0 E: 0 K: 1 S: 5	H: 0 LOB: 0 BB: 1 P: 5	R: 0 E: 0 K: 0 S: 3	H: 0 LOB: 1 BB: 1 P: 7	R: 0 E: 0 K: 1 S: 6	H: 1 LOB: 1 BB: 0 P: 6	R: 0 E: 0 K: 1 S: 6	H: 1 LOB: 1 BB: 0 P: 6	R: 1 E: 0 K: 0 S: 4	H: 2 LOB: 2 BB: 2 P: 12	R: 0 E: 0 K: 3 S: 9	H: 0 LOB: 0 BB: 0 P: 9	R: 0 E: 0 K: 2 S: 7	H: 0 LOB: 0 BB: 0 P: 7	R: 0 E: 0 K: 1 S: 6	H: 1 LOB: 1 BB: 0 P: 6	1B: 3 2B: 2 3B: 0 HR: 0	SF: 0 SAC: 0 DP: 1 HBP: 0	WP: 0 PB: 0 SB: 2 CS: 0	PA: 34
<b>PITCHER</b>	IP WLS BF H R ER SO BB IBB HBP BLK WP HR S P ERA WHIP																					
Scott Garrelts, R (1, 1) ERA: 3.03	5.0 W 20 3 1 1 3 2 0 0 0 0 0 0 24 32 1.80 1.000																					
Juan Berenguer, R (6, 1) ERA: 4.41	0.1 2 1 0 0 0 0 0 0 0 0 0 0 2 2 0.00 3.000																					
Chuck Hensley, L (6, 1) ERA: 3.86	0.0 1 0 0 0 0 0 1 0 0 0 0 0 0 4 ∞ ∞																					
Jeff Robinson, R (6, 1) ERA: 3.58	3.2 S 11 1 0 0 6 0 0 0 0 0 0 0 23 23 0.00 0.273																					

Batter	1	2	3	4	5	6	7	8	9	AB	R	H	RBI	BB	SO	LOB
Dan Gladden, R OBP: 0.329, SLG: 0.338 (1, 8)	0-3 K		0-0 SH5-3		0-0 E 2B	0-3 K				3	1	1	0	0	2	1
Will Clark, L OBP: 0.340, SLG: 0.480 (1, 3)	0-0 F7		0-3 K		0-0 E6 1B		0-0 CS WP 1B			4	2	2	0	0	1	2
Chris Brown, R OBP: 0.386, SLG: 0.436 (1, 5)	0-0 FC1-6 1B		4-0 BB		0-0 5-3		0-3 K			3	0	1	0	1	1	2
Candy Maldonado, R OBP: 0.292, SLG: 0.571 (1, 7)	0-0 FC1-6		0-3 K		0-0 S 1B		4-0 WP BB			3	1	1	1	1	1	4
Jeffrey Leonard, R OBP: 0.361, SLG: 0.511 (8, 7)	1-2				2-H 1B		1-3 BB			0	0	0	0	0	0	0
Chili Davis, S OBP: 0.323, SLG: 0.420 (1, 9)		0-0 CS 1B		0-0 F8	0-0 PB WP 1B		0-3 K			4	0	2	1	0	1	1
Bob Melvin, R OBP: 0.150, SLG: 0.220 (1, 2)		0-3 K		0-0 4-3	0-0 1-3		0-3 K			3	0	0	0	0	1	2
Robby Thompson, R OBP: 0.340, SLG: 0.373 (1, 4)		0-0 F4		0-0 1B		0-3 K		0-0 F6		4	0	1	0	0	1	0
Jose Uribe, S OBP: 0.339, SLG: 0.306 (1, 6)			4-0 SH5-3 SH BB	0-0 4-3		0-0 G3		4-0 CS BB		2	0	0	0	2	0	1
Scott Garrelts, R OBP: 0.167, SLG: 0.167 (1, 1)			0-0 SH		0-3 K		0-0 E5		0-0 F8	1	0	0	0	0	1	0
Juan Berenguer, R (6, 1)										0	0	0	0	0	0	0
Chuck Hensley, L (6, 1)										0	0	0	0	0	0	0
Jeff Robinson, R OBP: 0.250, SLG: 0.333 (6, 1)			1-2 SH5-3							1	0	0	0	0	1	1
Bob Brenly, R OBP: 0.400, SLG: 0.390 (6, 2)										2	0	0	0	0	0	1

Inning Stats	R: 0	H: 1	E: 0	LOB: 1	K: 1	BB: 0	S: 6	R: 0	H: 1	E: 0	LOB: 0	K: 1	BB: 0	S: 5	R: 0	H: 0	E: 1	LOB: 3	K: 2	BB: 2	S: 8	R: 0	H: 1	E: 0	LOB: 1	K: 0	BB: 0	S: 4	R: 3	H: 4	E: 1	LOB: 1	K: 1	BB: 0	S: 9	R: 0	H: 0	E: 1	LOB: 1	K: 2	BB: 0	S: 8	R: 1	H: 1	E: 0	LOB: 1	K: 3	BB: 1	S: 10	R: 0	H: 0	E: 0	LOB: 0	K: 0	BB: 1	S: 2	R: 0	H: 0	E: 0	LOB: 0	K: 0	BB: 1	S: 6	1B: 7	2B: 1	3B: 0	HR: 0	SF: 0	SAC: 2	DP: 0	HBP: 0	WP: 2	PB: 1	SB: 2	CS: 3	PA: 36
--------------	------	------	------	--------	------	-------	------	------	------	------	--------	------	-------	------	------	------	------	--------	------	-------	------	------	------	------	--------	------	-------	------	------	------	------	--------	------	-------	------	------	------	------	--------	------	-------	------	------	------	------	--------	------	-------	-------	------	------	------	--------	------	-------	------	------	------	------	--------	------	-------	------	-------	-------	-------	-------	-------	--------	-------	--------	-------	-------	-------	-------	--------

PITCHER	IP	WLS	BF	H	R	ER	SO	BB	IBB	HBP	BLK	WP	HR	S	P	ERA	WHIP
Freddie Toliver, R ERA: 3.38 (1, 1)	4.2	L	23	7	3	3	5	2	0	0	0	0	0	31	39	5.79	1.929
Kent Tekulve, R ERA: 1.53 (5, 1)	1.1		5	0	0	0	2	0	0	0	0	1	0	9	9	0.00	0.000
Don Carman, L ERA: 5.3 (7, 1)	2.0		8	1	1	0	3	2	0	0	0	1	0	12	20	0.00	1.500


**BOTTOM**

Philadelphia Phillies @ San Francisco Giants  
Candlestick Park, San Francisco, CA

Sun May 18 1986, 6:33 AM EDT  
Att. 31,186 - Unknown

livebaseballscorecards.com

AB	30
R	4
H	8
RBI	2
BB	4
SO	10
LOB	15





Batter	1	2	3	4	5	6	7	8	9	AB R H RBI BB SO LOB	TOP
<b>Jeff Stone, L</b> (1, 8) OBP: 0.143, SLG: 0.143	0-3 		0-0 4-3 		0-3 			0-3 	0-0 G3 	5 0 0 1 0 3 3	<b>Philadelphia Phillies @ San Diego Padres</b> Jack Murphy Stadium, San Diego, CA Tue May 20 1986, 10:05 PM EDT Att: 13,997 - Unknown  livebaseballscorecards.com
<b>Darren Daulton, L</b> (1, 2) OBP: 0.365, SLG: 0.434	0-0 F9 			0-0 F9 	0-3 		0-3 	0-3 	5 0 0 0 0 3 3		
<b>Juan Samuel, R</b> (1, 4) OBP: 0.344, SLG: 0.376	0-3 			0-0 WP 		0-3 		0-0 	4 0 2 0 0 2 0		
<b>Mike Schmidt, R</b> (1, 3) OBP: 0.360, SLG: 0.455		0-0 G3 		0-0 F3 		0-3 		0-3 	4 0 0 0 0 2 2		
<b>Von Hayes, L</b> (1, 7) OBP: 0.408, SLG: 0.492		0-0 		4-0 		0-0 4-3 		0-0 	3 1 2 0 1 0 0		
<b>Glenn Wilson, R</b> (1, 9) OBP: 0.255, SLG: 0.222		0-0 F4 		0-3 			0-0 F9 	0-0 F4 	4 0 0 0 0 1 4		
<b>Rick Schu, R</b> (1, 5) OBP: 0.320, SLG: 0.402		0-3 		4-0 SH1-4 		0-3 		0-0 	3 1 1 0 1 2 1		
<b>Tom Foley, L</b> (1, 6) OBP: 0.583, SLG: 0.583			0-0 4-3 		4-0 		0-0 	4-0 	2 1 1 0 2 0 0		
<b>Kevin Gross, R</b> (1, 1) OBP: 0.111, SLG: 0.167 <b>Ron Roenicke, S</b> (9, PH) OBP: 0.458, SLG: 0.476			0-0 F9 		0-0 SH1-4 		0-0 F9 	0-0 	0-0 	2 0 0 0 0 0 1	
<b>Inning Stats</b>	R: 0 E: 0 K: 2 S: 7 H: 0 LOB: 0 BB: 0 P: 7	R: 0 E: 0 K: 1 S: 6 H: 1 LOB: 1 BB: 0 P: 6	R: 0 E: 0 K: 0 S: 3 H: 0 LOB: 0 BB: 0 P: 3	R: 0 E: 0 K: 1 S: 6 H: 1 LOB: 2 BB: 1 P: 10	R: 0 E: 0 K: 2 S: 7 H: 0 LOB: 2 BB: 2 P: 15	R: 0 E: 0 K: 2 S: 7 H: 0 LOB: 0 BB: 0 P: 7	R: 0 E: 0 K: 1 S: 6 H: 1 LOB: 1 BB: 0 P: 6	R: 0 E: 0 K: 3 S: 10 H: 1 LOB: 1 BB: 0 P: 10	R: 3 E: 0 K: 1 S: 8 H: 3 LOB: 1 BB: 1 P: 12	1B: 5 2B: 2 3B: 0 HR: 0 SF: 0 SAC: 1 DP: 0 HBP: 0	WP: 1 PB: 0 SB: 1 CS: 0 PA: 38
<b>PITCHER</b> <b>Eric Show, R</b> (1, 1) ERA: 2.97 <b>Rich Gossage, R</b> (9, 1) ERA: 4.15	IP: 8.1 WLS: W BF: 35 H: 6 R: 3 ER: 3 SO: 12 BB: 4 IBB: 0 HBP: 0 BLK: 0 WP: 1 HR: 0 S: 55 P: 71 ERA: 3.24 WHIP: 1.200	IP: 0.2 WLS: S BF: 3 H: 1 R: 0 ER: 0 SO: 1 BB: 0 IBB: 0 HBP: 0 BLK: 0 WP: 0 HR: 0 S: 5 P: 5 ERA: 0.00 WHIP: 1.500	<b>PITCHER</b> IP: 0.2 WLS: S BF: 3 H: 1 R: 0 ER: 0 SO: 1 BB: 0 IBB: 0 HBP: 0 BLK: 0 WP: 0 HR: 0 S: 5 P: 5 ERA: 0.00 WHIP: 1.500								



Batter	1	2	3	4	5	6	7	8	9
Bip Roberts, S (1, 4) OBP: 0.286, SLG: 0.288 Tim Flannery, L (4, 4) OBP: 0.368, SLG: 0.419	0-0 B1-3		0-0 L6			0-0 G3		0-0 E4 1-H 3B	
Garry Templeton, S (1, 6) OBP: 0.252, SLG: 0.214	0-0 F5		0-3 K			0-0 L4-3 1B		0-0 F7	
Tony Gwynn, L (1, 9) OBP: 0.400, SLG: 0.490	0-0 BB 1B				0-0 4-3	0-0 L4-3 1-2		0-0 L6	
Steve Garvey, R (1, 3) OBP: 0.260, SLG: 0.413	4-0 1-2 BB				0-0 F8		0-0 L8	0-0 4-3	
Terry Kennedy, L (1, 2) OBP: 0.328, SLG: 0.395	0-0 L7				0-0 F5		0-0 HR 1B		
Kevin McReynolds, R (1, 8) (8, 7) OBP: 0.377, SLG: 0.496		0-0 B5-3			0-0 S 1B		3-0 1-H HR		
Graig Nettles, L (1, 5) OBP: 0.263, SLG: 0.310		0-0 3-1			0-3 K		0-0 4-3		
Carmelo Martinez, R (1, 7) Marvell Wynne, L (8, 8) OBP: 0.311, SLG: 0.367 OBP: 0.326, SLG: 0.475		0-3 K			0-0 F2		0-0 L5		
Eric Show, R (1, 1) Rich Gossage, R (9, 1) OBP: 0.217, SLG: 0.261			0-0 F9		0-0 F4		0-0 E 1B		

Inning Stats	R: 0	H: 1	E: 0	LOB: 2	K: 0	BB: 1	S: 4	P: 8
	R: 0	H: 0	E: 0	LOB: 0	K: 1	BB: 0	S: 5	P: 5
	R: 0	H: 0	E: 0	LOB: 0	K: 1	BB: 0	S: 5	P: 5
	R: 0	H: 0	E: 0	LOB: 0	K: 0	BB: 0	S: 3	P: 3
	R: 0	H: 1	E: 0	LOB: 1	K: 1	BB: 0	S: 6	P: 6
	R: 0	H: 1	E: 0	LOB: 0	K: 0	BB: 0	S: 3	P: 3
	R: 2	H: 2	E: 0	LOB: 0	K: 0	BB: 0	S: 5	P: 8
	R: 2	H: 2	E: 1	LOB: 0	K: 0	BB: 0	S: 5	P: 5

PITCHER	IP	WLS	BF	H	R	ER	SO	BB	IBB	HBP	BLK	WP	HR	S	P	ERA	WHIP
Kevin Gross, R (1, 1) ERA: 4.83	8.0	L	31	7	4	3	3	1	0	0	0	0	1	36	43	3.38	1.000

**BOTTOM**

AB	R	H	RBI	BB	SO	LOB
2	0	0	0	0	0	0
2	1	1	1	0	0	0
4	0	1	0	0	1	0
4	0	1	0	0	0	1
3	0	0	0	1	0	0
3	1	1	0	0	0	2
3	1	2	2	0	0	0
3	0	0	0	0	1	1
3	0	0	0	0	1	1
0	0	0	0	0	0	0
3	1	1	0	0	0	1
0	0	0	0	0	0	0

<b>AB</b>	<b>30</b>
<b>R</b>	<b>4</b>
<b>H</b>	<b>7</b>
<b>RBI</b>	<b>3</b>
<b>BB</b>	<b>1</b>
<b>SO</b>	<b>3</b>
<b>LOB</b>	<b>6</b>



WP	PA
0	31

**Philadelphia Phillies @ San Diego Padres**  
**Jack Murphy Stadium, San Diego, CA**  
 Tue May 20 1986, 10:05 PM EDT  
 Att. 13,997 - Unknown

[livebaseballscorecards.com](http://livebaseballscorecards.com)



Batter	1	2	3	4	5	6	7	8	9	AB R H RBI BB SO LOB	TOP																					
Ron Roenicke, S (1, 8) OBP: 0.429, SLG: 0.440	0-0 F3		0-0 1B		0-3 K			0-0 1-3		4 1 1 0 0 1 0																						
Von Hayes, L (1, 7) OBP: 0.404, SLG: 0.484	0-3 K		0-0 1B		0-0 F7			0-3 K		4 1 1 0 0 2 0																						
Juan Samuel, R (1, 4) OBP: 0.340, SLG: 0.364	0-0 F2		1-0 1B		0-0 E6			0-0 F4		3 0 0 0 0 0 0																						
Mike Schmidt, R (1, 3) OBP: 0.357, SLG: 0.448		0-0 6-3	0-0 1B		0-0 F9			0-0 L7		4 0 1 2 0 0 1																						
Glenn Wilson, R (1, 9) OBP: 0.255, SLG: 0.223		0-0 1B	0-0 F8		0-0 8-5			0-0 F8		4 0 1 0 0 0 3																						
John Russell, R (1, 2) OBP: 0.315, SLG: 0.333		0-3 K		0-3 K			0-3 K			3 0 0 0 0 3 1																						
Rick Schu, R (1, 5) OBP: 0.310, SLG: 0.389		0-0 6-3		0-0 6-3			0-0 4-3			3 0 0 0 0 0 1																						
Steve Jeltz, S (1, 6) OBP: 0.320, SLG: 0.274			0-0 5-3		0-3 K		0-3 K			3 0 0 0 0 2 0																						
Charles Hudson, S (1, 1) Dave Rucker, L (3, 1) Jeff Stone, L (5, PH) Tom Hume, R (5, 1) Luis Aguayo, R (8, PH) Steve Bedrosian, R (8, 1)			0-3 K		0-3 K		0-3 K			1 0 0 0 0 1 0 0 0 0 0 0 0 0 1 0 0 0 0 1 0 0 0 0 0 0 0 0 1 0 0 0 0 1 0 0 0 0 0 0 0 0																						
<b>Inning Stats</b>	R: 0 E: 0 K: 1 S: 5	H: 0 LOB: 0 BB: 0 P: 5	R: 0 E: 0 K: 1 S: 6	H: 1 LOB: 1 BB: 0 P: 6	R: 2 E: 0 K: 1 S: 8	H: 3 LOB: 2 BB: 0 P: 9	R: 0 E: 0 K: 2 S: 7	H: 0 LOB: 0 BB: 0 P: 7	R: 0 E: 1 K: 0 S: 3	H: 0 LOB: 0 BB: 0 P: 3	R: 0 E: 0 K: 2 S: 7	H: 0 LOB: 0 BB: 0 P: 7	R: 0 E: 0 K: 0 S: 3	H: 0 LOB: 0 BB: 0 P: 3	R: 0 E: 0 K: 0 S: 3	H: 0 LOB: 0 BB: 0 P: 3	1B: 4 2B: 1 3B: 0 HR: 0	SF: 0 SAC: 0 DP: 1 HBP: 1	WP: 0 PB: 0 SB: 1 CS: 0	PA: 32												
<b>PITCHER</b> Dave Dravecky, L (1, 1) ERA: 2.27	IP 9.0	WLS W	BF 32	H 4	R 2	ER 2	SO 11	BB 0	IBB 0	HBP 1	BLK 0	WP 0	HR 0	S 53	P 54	ERA 2.00	WHIP 0.444															
											<b>PITCHER</b>	IP	WLS	BF	H	R	ER	SO	BB	IBB	HBP	BLK	WP	HR	S	P	ERA	WHIP				

Philadelphia Phillies @ San Diego Padres  
 Jack Murphy Stadium, San Diego, CA  
 Wed May 21 1986, 10:05 PM EDT  
 Att: 12,674 - Unknown

livebaseballscorecards.com

AB 31  
 R 2  
 H 4  
 RBI 2  
 BB 0  
 SO 11  
 LOB 6













Batter	1	2	3	4	5	6	7	8	9	AB R H RBI BB SO LOB	TOP														
Ron Roenicke, S OBP: 0.351, SLG: 0.353 (1, 8)	0-3 K		0-0 5-3		0-0 FC6		0-3 K		0-0 5-3	5 0 0 0 0 2 1	Philadelphia Phillies @ Los Angeles Dodgers Dodger Stadium, Los Angeles, CA Fri May 23 1986, 7:05 PM PDT Att: 39,354 - Unknown														
Luis Aguayo, R OBP: 0.227, SLG: 0.283 (1, 6) (6, 4)	0-0 4-3		0-0 3-1			0-0 6-3 2B 1B	0-3 K		0-0 F8	5 1 1 0 0 1 0															
Juan Samuel, R OBP: 0.317, SLG: 0.337 Steve Jeltz, S OBP: 0.331, SLG: 0.296 (1, 4) (6, 6)	0-0 E5 FC5-4			0-0 B2-3		0-0 5-3 1-2	0-0 HR 1B		0-0 1B 2B	3 0 0 0 0 0 1 2 2 2 0 0 0 0															
Mike Schmidt, R OBP: 0.362, SLG: 0.500 (1, 3)	0-0 FC5-4 1-2f			0-0 4-3 2B		0-0 6-3 2-3	0-0 HR 1B		0-0 FC6-4 1B	5 1 3 3 0 0 2															
Glenn Wilson, R OBP: 0.253, SLG: 0.238 (1, 9)		0-0 F8		0-0 4-3 2-3		0-0 1B 2B	0-3 K		0-0 FC6-4 1-2f	5 1 1 1 0 1 2															
Von Hayes, L OBP: 0.390, SLG: 0.462 (1, 7)		0-0 6-3		0-0 1-3		0-0 WP HR 1B		0-0 5-3		4 1 1 1 0 0 1															
Rick Schu, R OBP: 0.314, SLG: 0.383 (1, 5)		0-0 1B			0-0 F8	4-0 1-2 HR BB		0-0 6-3		3 1 1 0 1 0 0															
John Russell, R OBP: 0.328, SLG: 0.392 (1, 2)		0-3 K			0-3 K	0-0 1-2 HR 1B		4-0 FC6-4 BB		3 1 1 3 1 2 1															
Shane Rawley, R OBP: 0.136, SLG: 0.095 Steve Bedrosian, R (1, 1) (9, 1)			0-0 5-3		0-0 FC6 1B	0-0 F8		0-0 FC6-4 1-2f		4 0 1 0 0 0 1 0 0 0 0 0 0 0															
Inning Stats	R: 0 E: 1 K: 1 S: 6	H: 0 LOB: 1 BB: 0 P: 6	R: 0 E: 0 K: 1 S: 6	H: 1 LOB: 1 BB: 0 P: 6	R: 0 E: 0 K: 0 S: 3	H: 0 LOB: 0 BB: 0 P: 3	R: 0 E: 0 K: 0 S: 4	H: 1 LOB: 1 BB: 0 P: 4	R: 0 E: 0 K: 1 S: 6	H: 1 LOB: 1 BB: 0 P: 6	R: 5 E: 0 K: 0 S: 7	H: 4 LOB: 0 BB: 1 P: 11	R: 2 E: 0 K: 3 S: 11	H: 2 LOB: 0 BB: 0 P: 11	R: 0 E: 0 K: 0 S: 3	H: 0 LOB: 1 BB: 1 P: 7	R: 1 E: 0 K: 0 S: 5	H: 2 LOB: 1 BB: 0 P: 5	1B: 6 2B: 3 3B: 0 HR: 2	SF: 0 SAC: 0 DP: 0 HBP: 0	WP: 1 PB: 0 SB: 0 CS: 0	PA: 41			
PITCHER	IP	WLS	BF	H	R	ER	SO	BB	IBB	HBP	BLK	WP	HR	S	P	ERA	WHIP								
Jerry Reuss, L ERA: 5.26 (1, 1)	5.2	L	26	7	5	5	3	1	0	0	0	1	1	31	35	7.94	1.412								
Tom Niedenfuer, R ERA: 3.33 (6, 1)	1.1		6	2	2	2	3	0	0	0	0	0	1	12	12	13.50	1.500								
Rick Honeycutt, L ERA: 3.38 (8, 1)	2.0		9	2	1	1	0	1	0	0	0	0	0	8	12	4.50	1.500								

livebaseballscorecards.com

AB	39
R	8
H	11
RBI	8
BB	2
SO	6
LOB	9







Batter	1	2	3	4	5	6	7	8	9	AB R H RBI BB SO LOB	TOP											
Greg Gross, L (1, 7) OBP: 0.438, SLG: 0.320	0-0 5-3		4-0 BB			0-0 F6		0-0 F7		3 0 0 0 1 0 0	Philadelphia Phillies @ Los Angeles Dodgers Dodger Stadium, Los Angeles, CA Sat May 24 1986, 7:05 PM PDT Att: 47,725 - Unknown											
Luis Aguayo, R (1, 4) OBP: 0.214, SLG: 0.266	0-3 K		0-3 K			0-0 F3		0-3 K		4 0 0 0 0 3 1												
Von Hayes, L (1, 8) OBP: 0.392, SLG: 0.471	0-0 1B			0-3 K		0-0 2B			0-0 4-3	4 0 2 0 0 1 0												
Mike Schmidt, R (1, 3) OBP: 0.359, SLG: 0.489	0-0 F8			0-0 F8		4-0 IBB			0-3 K	3 0 0 0 1 1 1												
Glenn Wilson, R (1, 9) OBP: 0.247, SLG: 0.231		0-0 F3		0-0 F9		0-0 F6			0-3 K	4 0 0 0 0 1 2												
Rick Schu, R (1, 5) OBP: 0.306, SLG: 0.371		0-3 K			0-0 4-3		0-0 6-3			3 0 0 0 0 1 0												
John Russell, R (1, 2) OBP: 0.328, SLG: 0.377		0-0 G1-6-3			4-0 BB		0-3 K			2 0 0 0 1 1 0												
Steve Jeltz, S (1, 6) OBP: 0.323, SLG: 0.288			0-0 B3		0-3 K		0-0 B1			3 0 0 0 0 1 1												
Freddie Toliver, R (1, 1)			0-3 K		0-0 1-3			0-3 K		2 0 0 0 0 1 1												
Jeff Stone, L (8, PH) OBP: 0.111, SLG: 0.111										1 0 0 0 0 1 0												
Don Carman, L (8, 1)										0 0 0 0 0 0 0												
Kent Tekulve, R (8, 1)										0 0 0 0 0 0 0												
Dave Rucker, L (8, 1)										0 0 0 0 0 0 0												
<b>Inning Stats</b>	R: 0 E: 0 K: 1 S: 6	H: 1 LOB: 1 BB: 0 P: 6	R: 0 E: 0 K: 1 S: 5	H: 0 LOB: 0 BB: 0 P: 5	R: 0 E: 0 K: 2 S: 7	H: 0 LOB: 1 BB: 1 P: 11	R: 0 E: 0 K: 1 S: 5	H: 0 LOB: 0 BB: 0 P: 5	R: 0 E: 0 K: 1 S: 5	H: 0 LOB: 1 BB: 1 P: 9	R: 0 E: 0 K: 0 S: 4	H: 1 LOB: 2 BB: 1 P: 8	R: 0 E: 0 K: 1 S: 5	H: 0 LOB: 0 BB: 0 P: 5	R: 0 E: 0 K: 2 S: 7	H: 0 LOB: 0 BB: 0 P: 7	R: 0 E: 0 K: 2 S: 7	H: 0 LOB: 0 BB: 0 P: 7	1B: 1 2B: 1 3B: 0 HR: 0	SF: 0 SAC: 0 DP: 0 HBP: 0	WP: 0 PB: 0 SB: 0 CS: 0	PA: 32
<b>PITCHER</b> Fernando Valenzuela, L (1, 1) ERA: 2.36	IP: 9.0 WLS: W BF: 32 H: 2 R: 0 ER: 0 SO: 11 BB: 2 IBB: 1 HBP: 0 BLK: 0 WP: 0 HR: 0 S: 51 P: 63 ERA: 0.00 WHIP: 0.444											<b>PITCHER</b>	IP: 9.0 WLS: W BF: 32 H: 2 R: 0 ER: 0 SO: 11 BB: 2 IBB: 1 HBP: 0 BLK: 0 WP: 0 HR: 0 S: 51 P: 63 ERA: 0.00 WHIP: 0.444									

livebaseballscorecards.com

<b>AB</b>	29
<b>R</b>	0
<b>H</b>	2
<b>RBI</b>	0
<b>BB</b>	3
<b>SO</b>	11
<b>LOB</b>	6







Batter	1	2	3	4	5	6	7	8	9	AB R H RBI BB SO LOB	TOP										
Jeff Stone, L (1, 7) OBP: 0.077, SLG: 0.077	0-0 F7		0-0 FC3-4 1B		0-3 K			0-0 1-3		4 0 0 0 0 1 1											
Milt Thompson, L (1, 8) OBP: 0.255, SLG: 0.270	0-0 4-3		0-0 1-3 1B		0-0 4-3			0-3 K		4 0 1 0 0 1 0											
Von Hayes, L (1, 3) OBP: 0.383, SLG: 0.457	0-0 5-3		0-0 G3				0-0 4-3	0-3 K		4 0 0 0 0 1 2											
Mike Schmidt, R (1, 5) OBP: 0.363, SLG: 0.482		4-0 L1-3 BB		0-0 F4			0-0 F8		4-0 G6-4-3 BB	2 0 0 0 2 0 0											
Glenn Wilson, R (1, 9) OBP: 0.247, SLG: 0.226		0-0 L1-3		4-0 G1 2B BB		0-3 K		0-0 G6-4-3		3 1 0 0 1 1 2											
Darren Daulton, L (1, 2) OBP: 0.356, SLG: 0.452		0-0 HR		0-0 G1				0-0 F2		4 1 2 1 0 0 1											
Luis Aguayo, R (1, 4) OBP: 0.219, SLG: 0.284		0-0 4-3		0-0 2B			0-0 F6			3 0 1 1 0 0 1											
Steve Jeltz, S (1, 6) OBP: 0.323, SLG: 0.289			0-0 FC2-4 1B		0-3 K		0-3 K			3 0 1 0 0 2 2											
Kevin Gross, R (1, 1) OBP: 0.095, SLG: 0.143			0-0 FC2-4 FC3-4		0-0 4-3		0-0 6-3			3 0 0 0 0 0 2											
<b>Inning Stats</b>	R: 0 E: 0 K: 0 S: 3	H: 0 LOB: 0 BB: 0 P: 3	R: 1 E: 0 K: 0 S: 3	H: 1 LOB: 0 BB: 1 P: 7	R: 0 E: 0 K: 0 S: 5	H: 2 LOB: 2 BB: 0 P: 5	R: 1 E: 0 K: 1 S: 6	H: 1 LOB: 1 BB: 1 P: 10	R: 0 E: 0 K: 1 S: 5	H: 0 LOB: 0 BB: 0 P: 5	R: 0 E: 0 K: 1 S: 6	H: 1 LOB: 1 BB: 0 P: 6	R: 0 E: 0 K: 2 S: 7	H: 0 LOB: 0 BB: 0 P: 7	R: 0 E: 0 K: 0 S: 2	H: 0 LOB: 0 BB: 1 P: 6	1B: 3 2B: 2 3B: 0 HR: 1	SF: 0 SAC: 0 DP: 2 HBP: 0	WP: 0 PB: 0 SB: 0 CS: 0	PA: 33	
<b>PITCHER</b> Orel Hershiser, R (1, 1) ERA: 1.95	IP 9.0	WLS W	BF 33	H 5	R 2	ER 2	SO 6	BB 3	IBB 0	HBP 0	BLK 0	WP 0	HR 1	S 42	P 54	ERA 2.00	WHIP 0.889				
<b>PITCHER</b>	IP	WLS	BF	H	R	ER	SO	BB	IBB	HBP	BLK	WP	HR	S	P	ERA	WHIP				

Philadelphia Phillies @ Los Angeles Dodgers  
Dodger Stadium, Los Angeles, CA  
Sun May 25 1986, 3:33 AM PDT  
Att: 40,424 - Unknown

livebaseballscorecards.com

AB	30
R	2
H	5
RBI	2
BB	3
SO	6
LOB	11







Batter	1	2	3	4	5	6	7	8	9	AB R H RBI BB SO LOB	TOP											
Dan Gladden, R OBP: 0.324, SLG: 0.341 (1, 8)	0-0 6-3		0-0 CS 1B			0-0 G3-6-3 1B		0-0 F7		4 0 2 0 0 0 2												
Will Clark, L OBP: 0.316, SLG: 0.441 (1, 3)	0-3 K		0-0 CS 1-2	0-3 K		0-0 G3-6-3 1-2f		0-3 K	4 0 0 0 0 3 1													
Chris Brown, R OBP: 0.393, SLG: 0.470 (1, 5)	0-0 F3			0-0 HR			0-3 K	0-0 F9	4 1 1 1 0 1 0													
Jeffrey Leonard, R OBP: 0.368, SLG: 0.491 (1, 7)		0-0 PB 1B		0-0 1-3			0-0 6-3	0-3 K	4 0 1 0 0 1 0													
Candy Maldonado, R OBP: 0.286, SLG: 0.523 (1, 9)		0-3 K 1-3		0-0 5-3			0-0 F3		3 0 0 0 0 1 1													
Bob Brenly, R OBP: 0.383, SLG: 0.359 (1, 2)		0-0 F3			0-0 G3-6-3 1B			0-0 1B SH1-4 5-3 1B	3 1 2 0 0 0 1													
Robby Thompson, R OBP: 0.333, SLG: 0.354 (1, 4)		0-3 K			0-0 G3-6-3 1-2f			0-0 SH1-4 1-2	2 0 0 0 0 1 2													
Jose Uribe, S OBP: 0.333, SLG: 0.289 (1, 6)			0-3 K		0-3 K			0-0 5-3 1B	2 0 0 0 0 2 0													
Joel Youngblood, R OBP: 0.384, SLG: 0.414 (8, PH)								0-0 F8	1 0 1 0 0 0 0													
Luis Quinones, S OBP: 0.364, SLG: 0.455 (8, 6)								0-0 5-3 1B	0 0 0 0 0 0 0													
Mike Krukow, R OBP: 0.192, SLG: 0.160 (1, 1)			0-3 K					0-0 5-3 1-2 3-H	2 0 0 0 0 1 0													
Chili Davis, S OBP: 0.351, SLG: 0.441 (8, PH)									1 0 0 1 0 0 1													
Jeff Robinson, R OBP: 0.250, SLG: 0.333 (8, 1)									0 0 0 0 0 0 0													
Mark Davis, L (8, 1)									0 0 0 0 0 0 0													
Greg Minton, S (8, 1)									0 0 0 0 0 0 0													
<b>Inning Stats</b>	R: 0 E: 0 K: 1 S: 5	H: 0 LOB: 0 BB: 0 P: 5	R: 0 E: 0 K: 2 S: 8	H: 1 LOB: 1 BB: 0 P: 8	R: 0 E: 0 K: 2 S: 7	H: 1 LOB: 0 BB: 0 P: 7	R: 1 E: 0 K: 1 S: 6	H: 1 LOB: 0 BB: 0 P: 6	R: 0 E: 0 K: 1 S: 5	H: 1 LOB: 0 BB: 0 P: 5	R: 0 E: 0 K: 0 S: 3	H: 1 LOB: 0 BB: 0 P: 3	R: 0 E: 0 K: 1 S: 5	H: 0 LOB: 0 BB: 0 P: 5	R: 1 E: 0 K: 2 S: 5	H: 2 LOB: 2 BB: 0 P: 5	R: 0 E: 0 K: 2 S: 7	H: 0 LOB: 0 BB: 0 P: 7	1B: 6 2B: 0 3B: 0 HR: 1	SF: 0 SAC: 1 DP: 2 HBP: 0	WP: 0 PB: 2 SB: 0 CS: 1	PA: 32
<b>PITCHER</b>	IP WLS BF H R ER SO BB IBB HBP BLK WP HR S P ERA WHIP																					
Steve Carlton, L ERA: 4.6 (1, 1)	8.0 W 28 7 2 2 8 0 0 0 0 0 0 1 44 44 2.25 0.875																					
Steve Bedrosian, R ERA: 4.66 (9, 1)	1.0 3 0 0 0 2 0 0 0 0 0 0 0 7 7 0.00 0.000																					

San Francisco Giants @ Philadelphia Phillies  
Veterans Stadium, Philadelphia, PA  
Tue May 27 1986, 7:05 PM EDT  
Att: 16,023 - Unknown

[livebaseballscorecards.com](http://livebaseballscorecards.com)

AB	30
R	2
H	7
RBI	2
BB	0
SO	10
LOB	8







Batter	1	2	3	4	5	6	7	8	9	AB R H RBI BB SO LOB	TOP																
<b>Candy Maldonado, R</b> (1, 9) OBP: 0.274, SLG: 0.500	0-0 1-3		0-0 F8		0-0 L5			0-0 6-3		4 0 0 0 0 0 3																	
<b>Bob Brenly, R</b> (1, 2) OBP: 0.392, SLG: 0.361	4-0 5-3 BB			0-0 5-3		0-0 1B		4-0 FC5-4 BB		2 0 1 0 2 0 0																	
<b>Chris Brown, R</b> (1, 5) OBP: 0.391, SLG: 0.467	0-0 5-3			0-0 E6 G6-4-3		0-0 L6		0-3 K		1 0 0 0 0 0 1																	
<b>Mike Aldrete, L</b> (1, 3)	1-2									3 0 0 0 0 1 2																	
<b>Jeffrey Leonard, R</b> (1, 7) OBP: 0.360, SLG: 0.479	0-0 4-3			0-0 G6-4-3 1-2f		0-3 K		0-0 FC5-4 1-2f		4 0 0 0 0 1 4																	
<b>Chili Davis, S</b> (1, 8) OBP: 0.342, SLG: 0.429		0-0 4-3			0-0 F9		0-3 K		0-0 5-3	4 0 0 0 0 1 1																	
<b>Bob Melvin, R</b> (1, 3) OBP: 0.176, SLG: 0.254		0-0 F9			0-0 1B E 1B		0-3 K		0-0 1B	4 0 2 0 0 1 0																	
<b>Robby Thompson, R</b> (1, 4) OBP: 0.325, SLG: 0.345		0-0 F8			0-0 E4 1B		0-0 1-3		0-3 K	4 0 0 0 0 1 2																	
<b>Jose Uribe, S</b> (1, 6) OBP: 0.338, SLG: 0.303			0-3 K		0-0 1-2 2-3 1B		0-0 2B		0-0 F7	4 0 2 0 0 1 1																	
<b>Scott Garrelts, R</b> (1, 1) OBP: 0.150, SLG: 0.150			0-0 5-3		0-0 F8		0-0 F8			0 0 0 0 0 0 0																	
<b>Juan Berenguer, R</b> (1, 1)										1 0 0 0 0 0 0																	
<b>Joel Youngblood, R</b> (5, PH) OBP: 0.853, SLG: 0.400										1 0 0 0 0 0 3																	
<b>Bill Laskey, R</b> (5, 1)										0 0 0 0 0 0 0																	
<b>Dan Gladden, R</b> (7, PH) OBP: 0.322, SLG: 0.339										1 0 0 0 0 0 1																	
<b>Mark Davis, L</b> (7, 1)										0 0 0 0 0 0 0																	
<b>Inning Stats</b>	R: 0 E: 0 K: 0 S: 3	H: 0 LOB: 1 BB: 1 P: 7	R: 0 E: 0 K: 0 S: 3	H: 0 LOB: 0 BB: 0 P: 3	R: 0 E: 0 K: 1 S: 5	H: 0 LOB: 0 BB: 0 P: 5	R: 0 E: 1 K: 0 S: 3	H: 0 LOB: 0 BB: 0 P: 3	R: 0 E: 1 K: 0 S: 6	H: 2 LOB: 3 BB: 0 P: 6	R: 0 E: 0 K: 2 S: 8	H: 1 LOB: 1 BB: 0 P: 8	R: 0 E: 0 K: 1 S: 6	H: 1 LOB: 1 BB: 0 P: 6	R: 0 E: 0 K: 1 S: 5	H: 0 LOB: 1 BB: 1 P: 9	R: 0 E: 0 K: 1 S: 6	H: 1 LOB: 1 BB: 0 P: 6	R: 0 E: 0 K: 1 S: 6	H: 1 LOB: 1 BB: 0 P: 6	1B: 4 2B: 1 3B: 0 HR: 0	SF: 0 SAC: 0 DP: 1 HBP: 0	WP: 0 PB: 0 SB: 0 CS: 0	PA: 35			
<b>PITCHER</b> <b>Shane Rawley, L</b> (1, 1) ERA: 3.27	IP 9.0	WLS W	BF 35	H 5	R 0	ER 0	SO 6	BB 2	IBB 0	HBP 0	BLK 0	WP 0	HR 0	S 45	P 53	ERA 0.00	WHIP 0.778										
										<b>PITCHER</b>	IP	WLS	BF	H	R	ER	SO	BB	IBB	HBP	BLK	WP	HR	S	P	ERA	WHIP

San Francisco Giants @ Philadelphia Phillies  
Veterans Stadium, Philadelphia, PA  
Wed May 28 1986, 7:05 PM EDT  
Att: 17,003 - Unknown

livebaseballscorecards.com

<b>AB</b>	<b>33</b>
<b>R</b>	<b>0</b>
<b>H</b>	<b>5</b>
<b>RBI</b>	<b>0</b>
<b>BB</b>	<b>2</b>
<b>SO</b>	<b>6</b>
<b>LOB</b>	<b>18</b>



Batter	1	2	3	4	5	6	7	8	9
<b>Jeff Stone, L</b> (1, 7) OBP: 0.250, SLG: 0.211 <b>Ron Roenicke, S</b> (7, PH) OBP: 0.333, SLG: 0.333 (8, 7)	0-0 	4-0 			0-0 		0-0 		
<b>Milt Thompson, L</b> (1, 8) OBP: 0.255, SLG: 0.269	0-0 	0-3 			0-0 			0-0 	
<b>Juan Samuel, R</b> (1, 4) OBP: 0.315, SLG: 0.343 <b>Luis Aguayo, R</b> (5, PR) OBP: 0.216, SLG: 0.279 (6, 4)	0-3 		0-3 		0-0 			0-0 	
<b>Mike Schmidt, R</b> (1, 5) OBP: 0.375, SLG: 0.497	4-0 		4-0 		0-0 			4-0 	
<b>Von Hayes, L</b> (1, 3) OBP: 0.382, SLG: 0.456	0-0 		0-0 		0-0 			4-0 	
<b>Glenn Wilson, R</b> (1, 9) OBP: 0.259, SLG: 0.248	0-0 			0-3 		0-0 		0-0 	
<b>Darren Daulton, L</b> (1, 2) OBP: 0.369, SLG: 0.443	0-0 			4-0 		0-3 			
<b>Steve Jeltz, S</b> (1, 6) OBP: 0.321, SLG: 0.277	0-0 			0-3 			0-0 		
<b>Shane Rawley, R</b> (1, 1) OBP: 0.160, SLG: 0.125		0-3 		0-0 			0-0 		

AB	R	H	RBI	BB	SO	LOB
2	1	2	0	1	0	0
1	0	0	0	0	0	1
4	1	2	0	0	1	2
3	0	0	0	0	2	3
1	0	0	0	0	0	1
1	1	0	0	3	0	1
3	1	0	1	1	0	3
4	0	2	2	0	1	2
2	0	1	1	1	1	0
3	0	0	0	0	1	2
3	0	1	0	0	1	1

**BOTTOM**

San Francisco Giants @ Philadelphia Phillies  
 Veterans Stadium, Philadelphia, PA  
 Wed May 28 1986, 7:05 PM EDT  
 Att. 17,003 - Unknown

livebaseballscorecards.com

<b>AB</b>	<b>27</b>
<b>R</b>	<b>4</b>
<b>H</b>	<b>8</b>
<b>RBI</b>	<b>4</b>
<b>BB</b>	<b>6</b>
<b>SO</b>	<b>7</b>
<b>LOB</b>	<b>16</b>



1B: 7	SF: 0
2B: 3	SAC: 0
3B: 0	DP: 4
HR: 0	HBP: 0

WP: 0	PA: 33
PB: 0	
SB: 0	
CS: 1	

Inning Stats		R	H	E	K	S	P											R	H	E	K	S	P	ERA	WHIP		
PITCHER		4	4	1	9	13												0	1	0	4	5	3	12	40.50	7.500	
Scott Garrelts, R		1	1	0	1	1												0	0	0	0	0	0	0	0	0.00	0.900
Juan Berenguer, R		0	0	0	0	0												0	0	0	0	0	0	0	0	0.00	1.000
Bill Laskey, R		0	0	0	0	0												0	0	0	0	0	0	0	0	0.00	2.000
Mark Davis, L		0	0	0	0	0												0	0	0	0	0	0	0	0	0.00	2.000



Batter	1	2	3	4	5	6	7	8	9	AB R H RBI BB SO LOB	TOP																									
Dan Gladden, R (1, 8) OBP: 0.330, SLG: 0.339	0-0 CS 1B		4-0 FC3-5 S BB	0-0 L9			4-0 FC1-6 BB		0-3 K	3 0 1 0 2 1 1																										
Mike Aldrete, L (1, 3) OBP: 0.330, SLG: 0.339	0-0 F7		0-0 FC3-5 1B FC4-6 1-3		0-0 3-1		0-0 FC1-6 1-2f			4 1 0 0 0 0 3																										
Bob Brenly, R (1, 5) OBP: 0.395, SLG: 0.361	0-0 F3 1-2		0-0 FC4-6 1B 1-2		4-0 FC4-6 BB		0-0 F3			3 0 1 0 1 0 2																										
Jeffrey Leonard, R (1, 7) OBP: 0.363, SLG: 0.479		0-0 S E 1B	0-0 FC4-6 1B 1-2 2-3		0-3 K		0-0 F9			4 1 2 0 0 1 2																										
Chili Davis, S (1, 9) OBP: 0.333, SLG: 0.417		0-0 E6 1B 1-2	0-0 FC4-6 1-2f 2-3 3-H		0-0 FC4-6 1-2f			0-0 1-3		4 1 0 1 0 0 4																										
Bob Melvin, R (1, 2) OBP: 0.181, SLG: 0.282		0-3 K 1-2 2-3	0-3 K			0-0 1B 3B		0-3 K		4 1 1 0 0 3 4																										
Robby Thompson, R (1, 4) OBP: 0.335, SLG: 0.351 Greg Minton, S (8, 1)	0-0 F3			4-0 F9 S BB		0-0 8-1-5 1B 3-H		0-0 1B		3 0 2 1 1 0 2 0 0 0 0 0 0 0	AB 33 R 4 H 8 RBI 4 BB 4 SO 8 LOB 22																									
Jose Uribe, S (1, 6) OBP: 0.336, SLG: 0.301		0-0 2-H 3-H 1B		0-0 F9 1-3		0-0 8-1-5 2-3f			0-3 K	4 0 1 2 0 1 2																										
Roger Mason, R (1, 1) OBP: 0.059, SLG: 0.059 Jeff Robinson, R (6, 1) OBP: 0.250, SLG: 0.333 Mark Davis, L (6, 1) Mike Woodard, L (8, 4) OBP: 0.318, SLG: 0.222		0-3 K	0-3 K		0-0 F9		0-0 6-3		0-0 1-3	3 0 0 0 0 2 2 0 0 0 0 0 0 0 0 0 0 0 0 0 0 1 0 0 0 0 0 0																										
Inning Stats	R: 0 E: 0 K: 0 S: 3	H: 1 LOB: 0 BB: 0 P: 3	R: 2 E: 1 K: 2 S: 10	H: 2 LOB: 1 BB: 0 P: 10	R: 1 E: 0 K: 1 S: 7	H: 2 LOB: 2 BB: 1 P: 11	R: 0 E: 0 K: 1 S: 5	H: 0 LOB: 1 BB: 1 P: 9	R: 0 E: 0 K: 1 S: 5	H: 0 LOB: 1 BB: 1 P: 9	R: 1 E: 0 K: 0 S: 4	H: 2 LOB: 0 BB: 0 P: 4	R: 0 E: 0 K: 0 S: 3	H: 0 LOB: 1 BB: 1 P: 7	R: 0 E: 0 K: 1 S: 5	H: 1 LOB: 1 BB: 0 P: 5	R: 0 E: 0 K: 2 S: 7	H: 0 LOB: 0 BB: 0 P: 7	1B: 7 2B: 1 3B: 1 HR: 0	SF: 0 SAC: 0 DP: 1 HBP: 0	WP: 0 PA: 37 PB: 0 SB: 4 CS: 1															
PITCHER	IP WLS BF H R ER SO BB IBB HBP BLK WP HR S P ERA WHIP																																			
Freddie Toliver, R (1, 1) ERA: 2.78	5.0		23	5	3	1	5	3	0	0	0	0	0	30	42	1.80	1.600																			
Kent Tekulve, R (6, 1) ERA: 2.61	1.0		4	2	1	1	0	0	0	0	0	0	0	4	4	9.00	2.000																			
Don Carman, L (7, 1) ERA: 5.32	3.0	W	10	1	0	0	3	1	0	0	0	0	0	15	19	0.00	0.667																			

San Francisco Giants @ Philadelphia Phillies  
Veterans Stadium, Philadelphia, PA  
Thu May 29 1986, 7:05 PM EDT  
Att. 17,785 - Unknown

livebaseballscorecards.com



BOTTOM

San Francisco Giants @ Philadelphia Phillies  
Veterans Stadium, Philadelphia, PA  
Thu May 29 1986, 7:05 PM EDT  
Att. 17,785 - Unknown

livebaseballscorecards.com

AB	34
R	5
H	8
RBI	5
BB	3
SO	7
LOB	14



WP	0	PA	38
PB	0		
SB	1		
CS	0		

AB R H RBI BB SO LOB

5	0	0	0	0	0	3
5	0	1	1	0	2	1
4	0	0	0	0	1	1
4	2	3	0	0	0	0
4	1	1	0	0	1	2
3	1	1	3	1	0	1
3	0	0	0	1	1	2
3	1	1	1	1	1	2
1	0	0	0	0	0	0
0	0	0	0	0	0	0
1	0	0	0	0	1	2
0	0	0	0	0	0	0
1	0	1	0	0	0	0

Batter	1	2	3	4	5	6	7	8	9
Jeff Stone, L (1, 7) OBP: 0.200, SLG: 0.167	0-0 B1-3		0-0 G3		0-0 F6		0-0 F8		0-0 F8
Milt Thompson, L (1, 8) OBP: 0.253, SLG: 0.266	0-0 5-3		0-0 3-1		0-3 K		0-3 K		0-0 2-3
Juan Samuel, R (1, 4) OBP: 0.304, SLG: 0.330	0-0 F7			0-0 F9	0-0 F3		0-3 K		0-0 1-2
Mike Schmidt, R (1, 5) OBP: 0.384, SLG: 0.517		0-0 2B		0-0 1B HR		0-0 1B 2B		0-0 1-3	
Von Hayes, L (1, 3) OBP: 0.379, SLG: 0.450		0-0 F5		0-0 1B HR		0-0 L8		0-3 K	
Glenn Wilson, R (1, 9) OBP: 0.265, SLG: 0.270		0-0 F6		0-0 1B HR		4-0 1B BB		0-0 6-3	
Darren Daulton, L (1, 2) OBP: 0.365, SLG: 0.429		4-0 BB		0-0 6-3		0-3 K			0-0 F8
Steve Jeltz, S (1, 6) OBP: 0.326, SLG: 0.279		0-3 K		0-0 F8		0-0 E7			4-0 1B BB
Freddie Toliver, R (1, 1)			0-0 4-3		1-0 S		0-3 K		0-0 1B
Kent Tekulve, R (6, 1)									1-2 1B
Rick Schu, R (6, PH) OBP: 0.303, SLG: 0.367									
Don Carman, L (7, 1)									
Greg Gross, L (9, PH) OBP: 0.471, SLG: 0.407									

Inning Stats	R: 0	H: 0	E: 0	K: 0	S: 3	H: 0	LOB: 0	BB: 0	P: 3	R: 0	H: 1	E: 0	K: 1	S: 6	R: 0	H: 0	E: 0	K: 0	S: 3	R: 3	H: 3	E: 0	K: 0	S: 6	R: 0	H: 0	E: 0	K: 1	S: 5	R: 1	H: 2	E: 1	K: 2	S: 9	R: 0	H: 0	E: 0	K: 2	S: 7	R: 0	H: 0	E: 0	K: 1	S: 5	R: 1	H: 2	E: 0	K: 0	S: 4	1B: 5	2B: 2	3B: 0	HR: 1	SF: 0	SAC: 0	DP: 0	HBP: 1	WP: 0	PA: 38
--------------	------	------	------	------	------	------	--------	-------	------	------	------	------	------	------	------	------	------	------	------	------	------	------	------	------	------	------	------	------	------	------	------	------	------	------	------	------	------	------	------	------	------	------	------	------	------	------	------	------	------	-------	-------	-------	-------	-------	--------	-------	--------	-------	--------

PITCHER	IP	WLS	BF	H	R	ER	SO	BB	IBB	HBP	BLK	WP	HR	S	P	ERA	WHIP
Roger Mason, R (1, 1) ERA: 4.5	5.0		22	5	4	4	2	1	0	1	0	0	0	1	5	0.00	3.000
Jeff Robinson, R (6, 1) ERA: 4.15	0.1		2	0	0	0	0	1	0	0	0	0	0	1	5	0.00	3.000
Mark Davis, L (6, 1) ERA: 2.28	1.2		6	1	0	0	4	0	0	0	0	0	0	14	14	0.00	0.600
Greg Minton, R (8, 1) ERA: 3.99	1.2	L	8	2	1	1	1	1	0	0	0	0	0	9	13	5.40	1.800



Batter	1	2	3	4	5	6	7	8	9	AB R H RBI BB SO LOB	TOP	
Tim Flannery, L (1, 4) OBP: 0.370, SLG: 0.417	0-0 F7		0-0 2B		0-0 F8		0-0 G4-6-3			4 0 1 0 0 0 1		
Tony Gwynn, L (1, 9) OBP: 0.413, SLG: 0.489	0-0 2B		0-0 5-3		0-0 F9			0-0 F8		4 0 1 0 0 0 1		
Kevin McReynolds, R (1, 8) OBP: 0.382, SLG: 0.536 (8, 7)	0-0 F8		0-3 K		0-0 F8			0-0 1B		4 0 1 0 0 1 2		
Steve Garvey, R (1, 3) OBP: 0.292, SLG: 0.489 Marvell Wynne, L (8, PR) OBP: 0.321, SLG: 0.442 (8, 8)	0-0 G3			0-0 2B	0-0 1B			0-0 1B		4 0 3 0 0 0 1 0 0 0 0 0 0 0		
Graig Nettles, L (1, 5) OBP: 0.288, SLG: 0.423		0-0 3-1		0-0 4-3	0-0 F9			0-0 F7		4 0 0 0 0 0 4		
Carmelo Martinez, R (1, 7) OBP: 0.345, SLG: 0.390 (8, 3)		0-0 F2		0-3 K	0-0 1B			0-0 F6		4 0 1 0 0 1 3		
Terry Kennedy, L (1, 2) OBP: 0.315, SLG: 0.379		0-0 2B		4-0 BB	0-0 F7			0-0 F7		3 0 1 0 1 0 2		
Garry Templeton, S (1, 6) OBP: 0.246, SLG: 0.212		0-0 6-3		0-0 4-3			0-0 4-3		0-3 K	4 0 0 0 0 1 3		
Eric Show, R (1, 1) OBP: 0.192, SLG: 0.231 John Kruk, L (7, PH) OBP: 0.352, SLG: 0.420 Craig Lefferts, L (7, 1) OBP: 0.333, SLG: 1.333 Dane Iorg, L (9, PH) OBP: 0.257, SLG: 0.400		0-3 K		0-0 4-3		4-0 BB		0-0 F5		2 0 0 0 0 1 0 0 0 0 0 1 0 0 0 0 0 0 0 0 0 1 0 0 0 0 0 0		
<b>Inning Stats</b>	R: 0 H: 1 E: 0 LOB: 1 K: 0 BB: 0 S: 4 P: 4	R: 0 H: 1 E: 0 LOB: 1 K: 0 BB: 0 S: 4 P: 4	R: 0 H: 1 E: 0 LOB: 1 K: 2 BB: 0 S: 8 P: 8	R: 0 H: 1 E: 0 LOB: 2 K: 1 BB: 1 S: 6 P: 10	R: 0 H: 0 E: 0 LOB: 0 K: 0 BB: 0 S: 3 P: 3	R: 0 H: 2 E: 0 LOB: 2 K: 0 BB: 0 S: 5 P: 5	R: 0 H: 0 E: 0 LOB: 0 K: 0 BB: 1 S: 2 P: 6	R: 0 H: 2 E: 0 LOB: 2 K: 0 BB: 0 S: 5 P: 5	R: 0 H: 0 E: 0 LOB: 0 K: 1 BB: 0 S: 5 P: 5	1B: 4 SF: 0 2B: 4 SAC: 0 3B: 0 DP: 1 HR: 0 HBP: 0	WP: 0 PA: 36 PB: 0 SB: 0 CS: 0	
<b>PITCHER</b> Kevin Gross, R (1, 1) ERA: 4.31	IP WLS BF H R ER SO BB IBB HBP BLK WP HR S P ERA WHIP	9.0 W 36 8 0 0 4 2 0 0 0 0 0 0 42 50 0.00 1.111										

San Diego Padres @ Philadelphia Phillies  
Veterans Stadium, Philadelphia, PA  
Fri May 30 1986, 7:05 PM EDT  
Att: 10,608 - Unknown

livebaseballscorecards.com

AB	34
R	0
H	8
RBI	0
BB	2
SO	4
LOB	17







Batter	1	2	3	4	5	6	7	8	9	AB R H RBI BB SO LOB	TOP
<b>Tim Flannery, L</b> (1, 4) <small>OBP: 0.373, SLG: 0.415</small> 	4-0 		0-0 		0-0 		0-0 			3 0 1 0 1 0 1	
<b>Tony Gwynn, L</b> (1, 9) <small>OBP: 0.405, SLG: 0.478</small> 	0-3 		0-0 		0-0 			0-0 		4 0 0 0 0 1 3	
<b>Kevin McReynolds, R</b> (1, 8) <small>OBP: 0.374, SLG: 0.524</small> 	0-0 			0-0 		0-0 		0-3 		4 0 0 0 0 1 1	
<b>Steve Garvey, R</b> (1, 3) <small>OBP: 0.291, SLG: 0.483</small> 	0-0 			0-0 		0-0 		0-0 		4 0 1 0 0 0 0	
<b>Graig Nettles, L</b> (1, 5) <small>OBP: 0.297, SLG: 0.420</small> <b>Jerry Royster, R</b> (6, 5) <small>OBP: 0.291, SLG: 0.397</small> <b>Dane Iorg, L</b> (9, PH) <small>OBP: 0.250, SLG: 0.389</small> 	0-0 			4-0 		4-0 		0-3 		1 0 0 0 2 0 2 0 0 0 0 0 0 0 1 0 0 0 0 1 0	
<b>Carmelo Martinez, R</b> (1, 7) <small>OBP: 0.350, SLG: 0.394</small> 		0-0 		0-0 		0-0 		0-0 		4 0 2 0 0 0 0	
<b>Terry Kennedy, L</b> (1, 2) <small>OBP: 0.307, SLG: 0.369</small> 		0-0 		0-0 		0-0 		0-0 		4 0 0 0 0 0 4	
<b>Garry Templeton, S</b> (1, 6) <small>OBP: 0.242, SLG: 0.208</small> 		0-0 			0-0 		0-0 			3 0 0 0 0 0 0	
<b>Dave Dravecky, R</b> (1, 1) <small>OBP: 0.214, SLG: 0.296</small> <b>Gene Walter, L</b> (7, 1) <small>OBP: 0.500, SLG: 0.667</small> 			0-0 		0-0 		0-0 			3 0 1 0 0 0 0 0 0 0 0 0 0 0	
<b>Inning Stats</b>	R: 0 H: 1 E: 0 LOB: 2 K: 1 BB: 1 S: 6 P: 10	R: 0 H: 0 E: 0 LOB: 0 K: 0 BB: 0 S: 3 P: 3	R: 0 H: 1 E: 0 LOB: 0 K: 0 BB: 0 S: 3 P: 3	R: 0 H: 1 E: 0 LOB: 2 K: 0 BB: 1 S: 4 P: 8	R: 0 H: 1 E: 0 LOB: 1 K: 0 BB: 0 S: 4 P: 4	R: 0 H: 1 E: 0 LOB: 2 K: 0 BB: 1 S: 4 P: 8	R: 0 H: 0 E: 0 LOB: 0 K: 0 BB: 0 S: 3 P: 3	R: 0 H: 0 E: 0 LOB: 0 K: 1 BB: 0 S: 5 P: 5	R: 0 H: 0 E: 0 LOB: 0 K: 1 BB: 0 S: 5 P: 5	1B: 5 SF: 0 2B: 0 SAC: 0 3B: 0 DP: 1 HR: 0 HBP: 0	WP: 0 PA: 34 PB: 0 SB: 0 CS: 0
<b>PITCHER</b> <b>Charles Hudson, R</b> (1, 1) <small>ERA: 3.61</small> <b>Steve Bedrosian, R</b> (8, 1) <small>ERA: 4.22</small>	IP WLS BF H R ER SO BB IBB HBP BLK WP HR S P ERA WHIP 7.0 W 28 5 0 0 1 3 0 0 0 0 0 0 27 39 0.00 1.143 2.0 S 6 0 0 0 2 0 0 0 0 0 0 0 10 10 0.00 0.000										

**San Diego Padres @ Philadelphia Phillies**  
 Veterans Stadium, Philadelphia, PA  
 Sat May 31 1986, 3:33 AM EDT  
 Att: 21,211 - Unknown

<b>AB</b>	<b>31</b>
<b>R</b>	<b>0</b>
<b>H</b>	<b>5</b>
<b>RBI</b>	<b>0</b>
<b>BB</b>	<b>3</b>
<b>SO</b>	<b>3</b>
<b>LOB</b>	<b>11</b>



Batter	1	2	3	4	5	6	7	8	9
<b>Jeff Stone, L</b> (1, 7) <small>OBP: 0.242, SLG: 0.219</small> <b>Steve Bedrosian, R</b> (8, 1)	0-3 K		0-3 K			0-0 FC5-4 E 1B	0-0 4-3		
<b>Ron Roenicke, S</b> (1, 8) <small>OBP: 0.326, SLG: 0.325</small>	0-0 2B 1B		0-0 F4			0-0 E6 FC5-4 1-2		0-3 K	
<b>Juan Samuel, R</b> (1, 4) <small>OBP: 0.301, SLG: 0.319</small>	0-0 F4			0-0 F7		0-0 FC5-4 1-2f 2-3		0-3 K	
<b>Mike Schmidt, R</b> (1, 5) <small>OBP: 0.383, SLG: 0.513</small>	0-0 1-H 2B			0-0 4-3		0-3 K		4-0 BB	
<b>Von Hayes, L</b> (1, 3) <small>OBP: 0.374, SLG: 0.437</small>		0-0 F7		0-0 F9		0-0 4-3		0-3 K	
<b>Glenn Wilson, R</b> (1, 9) <small>OBP: 0.260, SLG: 0.265</small>		0-0 F9			0-0 F5		0-3 K		
<b>John Russell, R</b> (1, 2) <small>OBP: 0.328, SLG: 0.429</small>		0-3 K			0-0 F6		0-0 HR		
<b>Steve Jeltz, S</b> (1, 6) <small>OBP: 0.340, SLG: 0.288</small>			4-0 SH1-4 BB		4-0 BB		0-0 F4		
<b>Charles Hudson, S</b> (1, 1) <b>Rick Schu, R</b> (7, PH) <small>OBP: 0.309, SLG: 0.384</small> <b>Greg Gross, L</b> (8, 7) <small>OBP: 0.471, SLG: 0.407</small>			0-0 SH1-4 1-2		0-3 K		0-0 2B		

AB	R	H	RBI	BB	SO	LOB
4	0	1	0	0	2	2
0	0	0	0	0	0	0
4	0	1	0	0	1	2
4	0	0	0	0	1	3
3	0	1	0	1	1	2
4	0	0	0	0	1	3
3	0	0	0	0	1	0
3	1	1	1	0	1	0
1	0	0	0	2	0	0
1	0	0	0	0	1	1
1	0	1	0	0	0	0
0	0	0	0	0	0	0


**BOTTOM**

**San Diego Padres @ Philadelphia Phillies**  
 Veterans Stadium, Philadelphia, PA

Sat May 31 1986, 3:33 AM EDT  
 Att. 21,211 - Unknown

livebaseballscorecards.com

<b>AB</b>	<b>28</b>
<b>R</b>	<b>1</b>
<b>H</b>	<b>5</b>
<b>RBI</b>	<b>1</b>
<b>BB</b>	<b>3</b>
<b>SO</b>	<b>9</b>
<b>LOB</b>	<b>13</b>



Inning Stats		R: 0	H: 2	E: 0	LOB: 2	K: 1	BB: 0	S: 6	P: 6									
R: 0 H: 0 E: 0 LOB: 0 K: 1 BB: 0 S: 5 P: 5		R: 0 H: 0 E: 0 LOB: 1 K: 1 BB: 1 S: 5 P: 9		R: 0 H: 0 E: 0 LOB: 0 K: 0 BB: 0 S: 3 P: 3		R: 0 H: 0 E: 0 LOB: 1 K: 1 BB: 1 S: 5 P: 9		R: 0 H: 1 E: 1 LOB: 2 K: 1 BB: 0 S: 7 P: 7		R: 1 H: 2 E: 0 LOB: 1 K: 1 BB: 0 S: 7 P: 7		R: 0 H: 0 E: 0 LOB: 1 K: 3 BB: 1 S: 9 P: 13						
PITCHER		IP	WLS	BF	H	R	ER	SO	BB	IBB	HBP	BLK	WP	HR	S	P	ERA	WHIP
<b>Dave Dravecky, L</b> (1, 1) <small>ERA: 2.05</small>		6.2	L	27	5	1	1	6	2	0	0	0	0	1	37	45	1.35	1.050
<b>Gene Walter, L</b> (7, 1) <small>ERA: 3.04</small>		1.1		5	0	0	0	3	1	0	0	0	0	0	10	14	0.00	0.750

WP	PA	3B	SF	SAC	DP	HBP
0	32	0	0	1	0	0



Batter	1	2	3	4	5	6	7	8	9	AB R H RBI BB SO LOB	TOP											
<b>Jerry Royster, R</b> (1, 4) <small>OBP: 0.300, SLG: 0.395</small> <b>Craig Lefferts, L</b> (8, 1) <small>OBP: 0.333, SLG: 1.333</small> <b>Terry Kennedy, L</b> (9, PH) <small>OBP: 0.311, SLG: 0.373</small>	0-0 F4	0-0 4-3			0-0 G3 1B	4-0 1B 1-2 BB			0-0 BB 1B	3 0 1 0 1 0 0 0 0 0 0 0 0 0 1 0 1 0 0 0 0												
<b>Tony Gwynn, L</b> (1, 9) <small>OBP: 0.410, SLG: 0.484</small>	0-0 HR 2B		0-0 4-3		0-0 G3	0-0 1B 1-3 2-H			4-0 1-2 BB	4 1 2 1 1 0 1												
<b>Kevin McReynolds, R</b> (1, 8) <small>OBP: 0.372, SLG: 0.534</small> <b>Marvell Wynne, L</b> (7, 8) <small>OBP: 0.316, SLG: 0.434</small>	0-0 2-H HR		0-3 K		0-0 6-3				0-0 3 1-2f	4 1 1 2 0 1 1 1 0 0 0 0 0 2												
<b>Steve Garvey, R</b> (1, 3) <small>OBP: 0.292, SLG: 0.481</small> <b>Lance McCullers, S</b> (5, 1) <b>Gene Walter, L</b> (6, 1) <small>OBP: 0.500, SLG: 0.667</small> <b>Dane Iorg, L</b> (6, 5) <small>OBP: 0.263, SLG: 0.378</small>	0-0 6-3		0-0 BB 1B		0-0 F9				0-0 L5	3 0 1 0 0 0 1 0 0 0 0 0 0 0 0 0 0 0 0 0 0 1 0 0 0 1 0 1												
<b>Carmelo Martinez, R</b> (1, 7) <small>OBP: 0.355, SLG: 0.393</small>	0-0 1B 1B		4-0 1-2 BB			0-0 L7			0-0 F8	3 0 1 0 1 0 1												
<b>Bruce Bochy, R</b> (1, 2) <small>OBP: 0.368, SLG: 0.606</small>	0-0 1-2 1B		0-0 F3			0-0 2B 1B			0-3 K	4 1 2 0 0 1 3												
<b>Tim Flannery, L</b> (1, 6) <small>OBP: 0.370, SLG: 0.417</small>	0-0 F9			0-0 F1		0-0 1-3 1B 2B			0-0 F8	4 1 1 0 0 0 2												
<b>Mark Wasinger, R</b> (1, 5) <small>OBP: 0.370, SLG: 0.417</small>		0-0 F9		0-0 L5		0-0 5-3			0-3 K	4 0 0 0 0 1 2												
<b>Andy Hawkins, R</b> (1, 1) <small>OBP: 0.182, SLG: 0.182</small> <b>Tim Stoddard, R</b> (2, 1) <b>John Kruk, L</b> (5, 7) <small>OBP: 0.357, SLG: 0.423</small>		0-0 F8		0-3 K		0-0 2-H 3-H 1B BB 1B			0-0 6-3	1 0 0 0 0 0 0 1 0 0 0 0 1 0 2 1 1 2 0 0 0												
<b>Inning Stats</b>	R: 2 E: 0 K: 0 S: 7	H: 4 LOB: 2 BB: 0 P: 7	R: 0 E: 0 K: 0 S: 3	H: 0 LOB: 0 BB: 0 P: 3	R: 0 E: 0 K: 1 S: 6	H: 1 LOB: 2 BB: 1 P: 10	R: 0 E: 0 K: 1 S: 5	H: 0 LOB: 0 BB: 0 P: 5	R: 0 E: 0 K: 0 S: 4	H: 1 LOB: 1 BB: 0 P: 4	R: 3 E: 0 K: 0 S: 6	H: 4 LOB: 2 BB: 1 P: 10	R: 0 E: 0 K: 1 S: 5	H: 0 LOB: 1 BB: 1 P: 9	R: 0 E: 0 K: 1 S: 5	H: 0 LOB: 0 BB: 0 P: 5	R: 0 E: 0 K: 0 S: 3	H: 1 LOB: 1 BB: 1 P: 7	1B: 8 2B: 3 3B: 0 HR: 1	SF: 0 SAC: 0 DP: 1 HBP: 0	WP: 0 PB: 0 SB: 0 CS: 0	PA: 40
<b>PITCHER</b>	IP WLS BF H R ER SO BB IBB HBP BLK WP HR S P ERA WHIP																				<b>PITCHER</b>	IP WLS BF H R ER SO BB IBB HBP BLK WP HR S P ERA WHIP
<b>Steve Carlton, L</b> (1, 1) <small>ERA: 4.85</small> <b>Tom Hume, R</b> (7, 1) <small>ERA: 5.19</small> <b>Dave Rucker, L</b> (9, 1) <small>ERA: 2.57</small>	6.0 W 29 10 5 5 2 2 0 0 0 0 1 31 39 7.50 2.000																					

San Diego Padres @ Philadelphia Phillies  
Veterans Stadium, Philadelphia, PA  
Sun Jun 01 1986, 3:33 AM EDT  
Att: 35,144 - Unknown

AB	36
R	5
H	11
RBI	5
BB	4
SO	4
LOB	14



Batter	1	2	3	4	5	6	7	8	9
Jeff Stone, L (1, 7) OBP: 0.282, SLG: 0.243	0-0 4-3	0-0 2B 1B	0-0 F8		0-0 L4-3 1B	0-0 1-3		4-0 1B SF8 BB	
Ron Roenicke, S (1, 8) OBP: 0.347, SLG: 0.356	0-0 BB SF7 2B	4-0 2B BB	0-0 F4		0-0 L4-3 1-2		0-3 K	0-0 1-3 2-H 3-H 1B	
Juan Samuel, R (1, 4) Luis Aguayo, R (6, 4) OBP: 0.323, SLG: 0.365 OBP: 0.211, SLG: 0.275	1-0 BB HR HBP	0-0 S E 2B	0-0 HR		4-0 BB		0-0 F8	0-0 SF8	
Mike Schmidt, R (1, 5) Rick Schu, R (5, 5) OBP: 0.388, SLG: 0.510 OBP: 0.310, SLG: 0.382	4-0 HR BB	0-0 1-3	4-0 BB		0-0 L7		0-0 1B 1B	0-0 G3	
Von Hayes, L (1, 3) OBP: 0.380, SLG: 0.441	0-0 SF7	4-0 E S BB IBB	0-0 G3			0-0 1B HR 1B	0-0 FC6-4 1-2 1B		
Glenn Wilson, R (1, 9) OBP: 0.275, SLG: 0.296	0-0 HR	4-0 BB BB BB		0-0 BB 1B		0-0 1-3 HR 1B	0-0 FC6-4 1-2f		
Darren Daulton, L (1, 2) OBP: 0.387, SLG: 0.458	4-0 CS BB	4-0 BB BB		0-3 K		0-0 1-H 3-H HR		0-0 BB BB 1B 1B	
Steve Jeltz, S (1, 6) OBP: 0.349, SLG: 0.283	0-0 CS	6-3 BB 1B		4-0 G6-4-3 BB		0-3 K		4-0 1-2 1B BB	
Steve Carlton, L (1, 1) Milt Thompson, L (6, PH) Tom Hume, R (7, 1) Dave Rucker, L (9, 1) OBP: 0.222, SLG: 0.192 OBP: 0.245, SLG: 0.257				0-0 G6-4-3		0-3 K		0-3 K	

Inning Stats	R: 4	H: 2	E: 0	K: 0	S: 4	LOB: 0	BB: 2	P: 13	R: 5	H: 3	E: 0	K: 0	S: 6	LOB: 3	BB: 5	P: 26	R: 1	H: 1	E: 0	K: 0	S: 4	LOB: 1	BB: 1	P: 8	R: 0	H: 1	E: 0	K: 1	S: 5	LOB: 1	BB: 1	P: 9	R: 0	H: 1	E: 0	K: 0	S: 3	LOB: 1	BB: 1	P: 7	R: 3	H: 3	E: 0	K: 2	S: 10	LOB: 0	BB: 0	P: 10	R: 0	H: 2	E: 0	K: 1	S: 7	LOB: 2	BB: 0	P: 7	R: 3	H: 2	E: 0	K: 1	S: 7	LOB: 1	BB: 2	P: 15
--------------	------	------	------	------	------	--------	-------	-------	------	------	------	------	------	--------	-------	-------	------	------	------	------	------	--------	-------	------	------	------	------	------	------	--------	-------	------	------	------	------	------	------	--------	-------	------	------	------	------	------	-------	--------	-------	-------	------	------	------	------	------	--------	-------	------	------	------	------	------	------	--------	-------	-------

PITCHER	IP	WLS	BF	H	R	ER	SO	BB	IBB	HBP	BLK	WP	HR	S	P	ERA	WHIP
Andy Hawkins, R (1, 1) ERA: 5.08	1.1	L	12	5	8	8	0	3	0	1	0	0	1	8	21	54.00	6.000
Tim Stoddard, R (2, 1) ERA: 4.45	2.2		15	2	2	2	1	5	1	0	0	0	1	11	35	6.75	2.625
Lance McCullers, R (5, 1) ERA: 2.13	1.0		7	4	3	3	0	1	0	0	0	0	1	6	10	27.00	5.000
Gene Walter, L (6, 1) ERA: 2.83	2.0		8	2	0	0	3	0	0	0	0	0	0	14	14	0.00	1.000
Craig Lefferts, L (8, 1) ERA: 3.06	1.0		7	2	3	3	1	2	0	0	0	0	0	7	15	27.00	4.000

**BOTTOM**

**San Diego Padres @ Philadelphia Phillies**  
Veterans Stadium, Philadelphia, PA


Sun Jun 01 1986, 3:33 AM EDT  
Att. 35,144 - Unknown

AB	R	H	RBI	BB	SO	LOB
5	2	2	0	1	0	0
5	2	2	2	1	1	1
2	3	2	4	1	0	0
1	0	0	1	0	0	0
1	1	0	0	2	0	1
3	0	1	0	0	0	2
3	2	2	1	1	0	1
4	2	3	3	1	0	2
3	2	2	3	2	1	1
2	1	0	1	3	1	0
3	1	1	0	0	0	5
1	0	0	0	0	1	0
1	0	0	0	0	1	2
0	0	0	0	0	0	0

1B	2B	3B	HR	SF	SAC	DP	HBP	WP	PA
10	3	0	3	2	0	2	1	0	50

AB	R	H	RBI	BB	SO	LOB
34	16	15	15	12	5	15

WP: 0 PA: 50  
PB: 0 SB: 2 CS: 1  
ERA: WHIP



livebaseballscores.com





Batter	1	2	3	4	5	6	7	8	9	AB	R	H	RBI	BB	SO	LOB
Jeff Stone, L OBP: 0.318, SLG: 0.357 (1, 7)	0-0 1B E 1B	0-0 HR		0-0 F7 1B	0-0 FC6-4 1B		0-3 K			5	2	3	1	0	1	1
Ron Roenicke, S OBP: 0.389, SLG: 0.460 (1, 8)	0-0 FC6-4 1B	0-0 HR		0-0 2B 1B	0-0 FC6-4 1-2f 2-3		0-0 FC3-6 1B			5	2	4	1	0	0	2
Juan Samuel, R OBP: 0.321, SLG: 0.370 (1, 4)	0-0 FC6-4 HR	0-3 K		0-0 1B 2B	0-3 K		0-0 FC3-6			4	2	1	1	0	2	3
Tom Foley, L OBP: 0.550, SLG: 0.563 (7, PH) (8, 4)	1-2f 2-H			1-3 3-H			1-2f			1	0	0	0	0	0	1
Mike Schmidt, R OBP: 0.398, SLG: 0.541 (1, 5)	0-0 HR		0-0 FC4-6 2B	4-0 1B 1B		0-0 3-1 PB 1B	0-0 F8			2	2	2	2	1	0	0
Rick Schu, R OBP: 0.313, SLG: 0.385 (5, 5)	1-H			1B IBB		1B				2	1	1	0	0	0	1
Von Hayes, L OBP: 0.380, SLG: 0.436 (1, 3)	0-0 4-3		H 1-0 FC4-6 HBP	0-0 1B 2B 1B		0-0 3-1	0-0 3-1			4	1	1	2	0	0	1
Glenn Wilson, R OBP: 0.283, SLG: 0.305 (1, 9)	0-0 E5		0-0 FC4-6 G4-6-3	0-0 2B 1B		0-0 2B 1B	0-0 1B			5	2	3	2	0	0	2
John Russell, R OBP: 0.333, SLG: 0.459 (1, 2)	0-0 E9		0-0 G4-6-3	0-0 2B		0-0 2B	0-3 K			5	0	2	3	0	1	4
Steve Jeltz, S OBP: 0.350, SLG: 0.288 (1, 6)		0-0 CS 1B		0-0 6-3	0-0 F9	0-0 6-3	0-0 1B			5	0	2	0	0	0	1
Shane Rawley, R OBP: 0.207, SLG: 0.179 (1, 1)		0-3 K		0-0 1B 2B 1B	0-0 FC6-4 1B	0-0 G3	0-0 F8			4	1	2	0	0	1	2
Kent Tekulve, R (8, 1)										1	0	0	0	0	0	2

Inning Stats	R: 3	H: 3	E: 3	LOB: 1	K: 0	S: 7	P: 7	R: 2	H: 3	E: 0	LOB: 0	K: 2	BB: 0	S: 9	R: 0	H: 1	E: 0	LOB: 1	K: 0	BB: 0	S: 3	R: 6	H: 6	E: 0	LOB: 1	K: 0	BB: 1	S: 8	R: 0	H: 2	E: 0	LOB: 2	K: 1	BB: 0	S: 7	R: 2	H: 3	E: 0	LOB: 1	K: 0	BB: 0	S: 6	R: 0	H: 1	E: 0	LOB: 1	K: 1	BB: 0	S: 6	R: 0	H: 2	E: 0	LOB: 2	K: 1	BB: 0	S: 7
--------------	------	------	------	--------	------	------	------	------	------	------	--------	------	-------	------	------	------	------	--------	------	-------	------	------	------	------	--------	------	-------	------	------	------	------	--------	------	-------	------	------	------	------	--------	------	-------	------	------	------	------	--------	------	-------	------	------	------	------	--------	------	-------	------

PITCHER	IP	WLS	BF	H	R	ER	SO	BB	IBB	HBP	BLK	WP	HR	S	P	ERA	WHIP
Jerry Reuss, L ERA: 6.29 (1, 1)	4.0	L	25	13	11	9	2	0	0	0	0	0	0	27	32	20.25	3.250
Ed Vande Berg, L ERA: 3.81 (5, 1)	3.0		15	6	2	2	2	0	0	0	0	0	0	19	19	6.00	2.000
Ken Howell, R ERA: 1.06 (8, 1)	1.0		5	2	0	0	1	0	0	0	0	0	0	7	7	0.00	2.000

**BOTTOM**

Los Angeles Dodgers @ Philadelphia Phillies  
Veterans Stadium, Philadelphia, PA

Mon Jun 02 1986, 7:05 PM EDT  
Att. 21,476 - Unknown

AB	43
R	13
H	21
RBI	12
BB	1
SO	5
LOB	20

WP: 0 PA: 45  
PB: 1  
SB: 0  
CS: 1



livebaseballscores.com



Batter	1	2	3	4	5	6	7	8	9	AB R H RBI BB SO LOB	TOP									
Mariano Duncan, R (1, 6) OBP: 0.273, SLG: 0.265	0-3 K	4-0 1B BB		0-0 6-3	0-3 K		0-0 FC4-6 G1-4-3		0-0 4-3	5 1 0 0 1 2 2										
Steve Sax, R (1, 4) OBP: 0.371, SLG: 0.452	0-0 6-3	0-0 1B		0-0 1B		0-0 2B 1B	0-0 G1-4-3			5 2 3 1 0 0 1										
Ken Landreaux, L (1, 8) OBP: 0.315, SLG: 0.379	0-0 1B	0-0 L6		0-0 1B		4-0 2B BB		0-0 1B		4 2 3 1 1 0 1										
Mike Marshall, R (1, 9) OBP: 0.322, SLG: 0.511 Reggie Williams, R (8, 9) OBP: 0.318, SLG: 0.328	0-0 1B	0-3 K		0-0 1B		0-0 F9		0-0 F8		5 1 1 1 0 1 5 0 0 0 0 0 0 0										
Mike Scioscia, L (1, 2) OBP: 0.410, SLG: 0.371	4-0 1-2 HR BB		0-0 5-3	0-0 4-3		0-0 2B		0-0 1B		4 1 2 1 1 0 1										
Greg Brock, L (1, 3) OBP: 0.319, SLG: 0.393	0-0 HR		0-0 HR		0-0 HR	4-0 IBB		0-3 K		4 3 3 4 1 1 2										
Franklin Stubbs, L (1, 7) OBP: 0.311, SLG: 0.509	0-0 1B		0-0 HR		0-0 1B	4-0 BB		0-3 K		4 1 3 3 1 1 2										
Dave Anderson, R (1, 5) OBP: 0.281, SLG: 0.278	0-0 6-3		0-0 F8		0-3 K	0-0 G6-4-3			0-3 K	5 0 0 0 0 2 5										
Fernando Valenzuela, L (1, 1) OBP: 0.171, SLG: 0.171		0-0 G3	0-0 F5		0-0 G3		0-0 E8 FC4-6		0-0 4-3	5 0 0 0 0 0 1										
<b>Inning Stats</b>	R: 4 E: 0 K: 1 S: 9	H: 4 LOB: 1 BB: 1 P: 13	R: 1 E: 0 K: 1 S: 6	H: 1 LOB: 1 BB: 1 P: 10	R: 2 E: 0 K: 0 S: 5	H: 2 LOB: 1 BB: 0 P: 5	R: 1 E: 0 K: 2 S: 9	H: 2 LOB: 1 BB: 0 P: 9	R: 2 E: 0 K: 0 S: 4	H: 2 LOB: 2 BB: 3 P: 16	R: 0 E: 1 K: 0 S: 3	H: 0 LOB: 0 BB: 0 P: 3	R: 0 E: 0 K: 2 S: 9	H: 2 LOB: 2 BB: 0 P: 9	R: 0 E: 0 K: 1 S: 5	H: 0 LOB: 0 BB: 0 P: 5	1B: 10 2B: 2 3B: 0 HR: 3	SF: 0 SAC: 0 DP: 2 HBP: 0	WP: 0 PB: 0 SB: 5 CS: 0	PA: 46
<b>PITCHER</b>	IP WLS BF H R ER SO BB IBB HBP BLK WP HR S P ERA WHIP																			
Mike Maddux, R (1, 1) ERA: 33.75	1.1 L 11 5 5 5 1 2 0 0 0 0 0 1 11 19 33.75 5.250																			
Dave Rucker, L (2, 1) ERA: 3.42	2.2 12 4 3 3 1 0 0 0 0 0 0 1 14 14 10.12 1.500																			
Tom Hume, R (5, 1) ERA: 7.2	1.1 11 4 3 3 2 2 1 0 0 0 0 1 12 24 20.25 4.500																			
Kent Tekulve, R (6, 1) ERA: 2.22	1.2 4 0 0 0 0 0 0 0 0 0 0 0 4 4 0.00 0.000																			
Don Carman, L (8, 1) ERA: 5.09	1.0 5 2 0 0 2 0 0 0 0 0 0 0 9 9 0.00 2.000																			
<b>PITCHER</b>	IP WLS BF H R ER SO BB IBB HBP BLK WP HR S P ERA WHIP																			
Steve Bedrosian, R (9, 1) ERA: 4.03	1.0 3 0 0 0 1 0 0 0 0 0 0 0 5 5 0.00 0.000																			

Los Angeles Dodgers @ Philadelphia Phillies  
Veterans Stadium, Philadelphia, PA  
Tue Jun 03 1986, 7:05 PM EDT  
Att: 24,373 - Unknown

livebaseballscorecards.com

AB	41
R	11
H	15
RBI	11
BB	5
SO	7
LOB	20



Batter	1	2	3	4	5	6	7	8	9	AB	R	H	RBI	BB	SO	LOB	
<b>Jeff Stone, L</b> <small>OBP: 0.313, SLG: 0.348</small> (1, 8) (9, 7)	0-0  1B 2B 1B	0-0 6-3  1B			0-0 B3  1B		0-0 G4-6-3  1-2f 1B			4	1	1	0	0	0	2	
<b>Greg Gross, L</b> <small>OBP: 0.474, SLG: 0.400</small> (1, 7) (9, 3)	0-0  2B SF9 1B	4-0  S BB			0-3 K  1B			0-0 6-3  1B		3	1	1	0	1	1	0	
<b>Juan Samuel, R</b> <small>OBP: 0.319, SLG: 0.374</small> (1, 4)	0-0  SF9 2B	0-0 F8  1-2			0-0 L8  1B			0-3 K  1B		4	1	1	1	0	1	1	
<b>Mike Schmidt, R</b> <small>OBP: 0.392, SLG: 0.535</small> <b>Tom Foley, L</b> <small>OBP: 0.571, SLG: 0.588</small> (1, 5) (7, 5)	0-0  SF9		0-0 F7  1B		0-0 F3  1B			0-0  1B		2	0	0	1	0	0	0	
<b>Von Hayes, L</b> <small>OBP: 0.376, SLG: 0.438</small> <b>Steve Bedrosian, R</b> (1, 3) (9, 1)	0-0  2B		0-3 K  1B		0-3 K  1B			0-0 F9  1B		4	1	1	1	0	2	1	
<b>Glenn Wilson, R</b> <small>OBP: 0.283, SLG: 0.310</small> (1, 9)	0-0  2B		0-3 K  1B		0-0 4-3  1B				0-3 K  1B		4	0	1	1	0	2	0
<b>Darren Daulton, L</b> <small>OBP: 0.391, SLG: 0.465</small> (1, 2)	0-3 K  1B			0-3 K  1B			0-0  1B 2B		4-0  G4-3 BB		3	0	1	0	1	2	1
<b>Steve Jeltz, S</b> <small>OBP: 0.342, SLG: 0.279</small> (1, 6)	0-0 6-3  1B			0-3 K  1B			0-3 K  1B		0-0 G4-3  1-2f 1B		4	0	0	0	0	2	3
<b>Mike Maddux, L</b> (1, 1) <b>Dave Rucker, L</b> (2, 1) <b>Rick Schu, R</b> <small>OBP: 0.310, SLG: 0.381</small> (4, PH) <b>Tom Hume, R</b> (5, 1) <b>Kent Tekulve, R</b> (6, 1) <b>Luis Aguayo, R</b> <small>OBP: 0.221, SLG: 0.286</small> (7, PH) <b>Don Carman, L</b> (8, 1) <b>Milt Thompson, L</b> <small>OBP: 0.245, SLG: 0.257</small> (9, 8)		0-0 4-3  1B		0-3 K  1B			0-0  G4-6-3 1B			0	0	0	0	0	0	0	

Inning Stats	R: 4	H: 5	E: 0	LOB: 1	K: 1	P: 10	R: 0	H: 0	E: 0	LOB: 1	K: 0	P: 7	R: 0	H: 0	E: 0	LOB: 0	K: 2	P: 7	R: 0	H: 0	E: 0	LOB: 0	K: 3	P: 9	R: 0	H: 0	E: 0	LOB: 0	K: 1	P: 5	R: 0	H: 0	E: 0	LOB: 0	K: 1	P: 5	R: 0	H: 2	E: 0	LOB: 1	K: 1	P: 6	R: 0	H: 1	E: 0	LOB: 1	K: 1	P: 6	R: 0	H: 0	E: 0	LOB: 0	K: 1	P: 8	1B: 4	SF: 1	2B: 4	SAC: 0	3B: 0	DP: 2	HR: 0	HBP: 0	WP: 0	PA: 35
--------------	------	------	------	--------	------	-------	------	------	------	--------	------	------	------	------	------	--------	------	------	------	------	------	--------	------	------	------	------	------	--------	------	------	------	------	------	--------	------	------	------	------	------	--------	------	------	------	------	------	--------	------	------	------	------	------	--------	------	------	-------	-------	-------	--------	-------	-------	-------	--------	-------	--------

PITCHER	IP	WLS	BF	H	R	ER	SO	BB	IBB	HBP	BLK	WP	HR	S	P	ERA	WHIP
<b>Fernando Valenzuela, L</b> <small>ERA: 2.79</small>	(1, 1)	9.0	W	35	8	4	4	11	2	0	0	0	0	55	63	4.00	1.111

**BOTTOM**

Los Angeles Dodgers @ Philadelphia Phillies  
 Veterans Stadium, Philadelphia, PA

Tue Jun 03 1986, 7:05 PM EDT  
 Att. 24,373 - Unknown

livebaseballscorecards.com

AB	32
R	4
H	8
RBI	4
BB	2
SO	11
LOB	8





Batter	1	2	3	4	5	6	7	8	9	AB R H RBI BB SO LOB	TOP									
Mariano Duncan, R (1, 6) OBP: 0.280, SLG: 0.289	0-0 S 2B 1B	0-0 F7		0-0 2-H 1B			0-0 1-H 2-H HR	0-0 F2		5 2 3 3 0 0 1										
Steve Sax, R (1, 4) OBP: 0.367, SLG: 0.445	0-3 K 1-2		0-0 E3 1B S		0-0 6-3		0-0 G6-4-3 1B 1B	0-0 F8		5 1 1 0 0 1 1										
Ken Landreaux, L (1, 8) OBP: 0.329, SLG: 0.400	0-0 2-H 2B		0-0 CS 1-3 1B		0-0 F8		0-0 G6-4-3 1-2 1B	0-0 1B		5 0 4 1 0 0 0										
Mike Marshall, R (1, 9) OBP: 0.315, SLG: 0.497	0-3 K 1-2		0-3 K 1-2		0-3 K		0-0 G6-4-3 1-2f 2-3	0-3 K		5 0 0 0 0 4 6										
Mike Scioscia, L (1, 2) OBP: 0.410, SLG: 0.368	4-0 BB		0-0 F7		0-0 4-3		0-0 3-H 1B	0-0 L6		4 0 1 1 1 0 2										
Greg Brock, L (1, 3) OBP: 0.317, SLG: 0.410	0-3 K			0-0 HR		0-0 G3	0-3 K			4 1 1 1 0 2 3										
Franklin Stubbs, L (1, 7) OBP: 0.309, SLG: 0.527		0-0 1-3		0-0 F9		0-3 K		0-0 HR		4 1 1 1 0 1 0										
Dave Anderson, R (1, 5) OBP: 0.280, SLG: 0.277		0-0 5-3		0-0 F9			0-0 HR 1B 1B	0-0 4-3		4 1 1 0 0 0 0										
Orel Hershiser, R (1, 1) OBP: 0.292, SLG: 0.304		0-0		0-0			0-0 HR 1B	0-0 5-3		2 0 2 0 0 0 0										
Len Matuszek, L (7, PH) OBP: 0.500, SLG: 0.500										1 1 1 0 0 0 0										
Alejandro Pena, R (7, 1)										0 0 0 0 0 0 0										
Bill Madlock, R (8, PH) OBP: 0.258, SLG: 0.271										1 0 0 0 0 0 0										
Ed Vande Berg, R (8, 1)										0 0 0 0 0 0 0										
<b>Inning Stats</b>	R: 1 E: 0 K: 3 S: 11	H: 2 LOB: 2 BB: 1 P: 15	R: 0 E: 0 K: 0 S: 4	H: 1 LOB: 1 BB: 0 P: 4	R: 0 E: 1 K: 1 S: 6	H: 1 LOB: 1 BB: 0 P: 6	R: 1 E: 0 K: 0 S: 5	H: 3 LOB: 2 BB: 0 P: 5	R: 0 E: 0 K: 1 S: 5	H: 0 LOB: 0 BB: 0 P: 5	R: 4 E: 0 K: 1 S: 10	H: 6 LOB: 1 BB: 0 P: 10	R: 1 E: 0 K: 0 S: 4	H: 1 LOB: 0 BB: 0 P: 4	R: 0 E: 0 K: 1 S: 6	H: 1 LOB: 1 BB: 0 P: 6	1B: 10 2B: 3 3B: 0 HR: 3	SF: 0 SAC: 0 DP: 2 HBP: 0	WP: 0 PB: 0 SB: 2 CS: 1	PA: 41
<b>PITCHER</b>	IP WLS BF H R ER SO BB IBB HBP BLK WP HR S P ERA WHIP																			
Kevin Gross, R (1, 1) ERA: 4.56	6.0 W 28 10 5 5 6 1 0 0 0 0 0 2 39 43 7.50 1.833																			
Kent Tekulve, R (7, 1) ERA: 2.52	0.2 4 3 1 1 0 0 0 0 0 0 0 0 4 4 13.50 4.500																			
Don Carman, L (7, 1) ERA: 5.01	0.1 1 0 0 0 0 1 0 0 0 0 0 0 3 3 0.00 0.000																			
Steve Bedrosian, R (8, 1) ERA: 4.07	2.0 S 8 2 1 1 1 0 0 0 0 0 0 1 10 10 4.50 1.000																			

Los Angeles Dodgers @ Philadelphia Phillies  
Veterans Stadium, Philadelphia, PA  
Wed Jun 04 1986, 7:05 PM EDT  
Att: 26,983 - Unknown

livebaseballscorecards.com

AB	40
R	7
H	15
RBI	7
BB	1
SO	8
LOB	13



Batter	1	2	3	4	5	6	7	8	9
<b>Jeff Stone, L</b> (1, 7) <small>OBP: 0.302, SLG: 0.320</small> <b>Greg Gross, L</b> (9, 7) <small>OBP: 0.474, SLG: 0.400</small>	4-0  <small>BB</small>	0-3 <b>K</b> <small>1-2</small>		0-0 <b>F8</b> <small>S</small>	0-3 <b>K</b> <small>S</small>			0-0 <b>B5-3</b> <small>S</small>	
<b>Ron Roenicke, S</b> (1, 8) <small>OBP: 0.390, SLG: 0.434</small>	0-0 <b>F5</b> <small>S</small>		0-3 <b>K</b> <small>S</small>	4-0 <b>F8</b> HBP <b>S</b> BB		0-3 <b>K</b> <small>S</small>		4-0  <small>BB</small>	
<b>Juan Samuel, R</b> (1, 4) <small>OBP: 0.321, SLG: 0.378</small>	0-3 <b>K</b> <small>S</small>		0-0  <small>E</small>	1-0  <small>S</small>		0-3 <b>K</b> <small>S</small>		0-3 <b>K</b> <small>S</small>	
<b>Mike Schmidt, R</b> (1, 5) <small>OBP: 0.394, SLG: 0.531</small> <b>Rick Schu, R</b> (7, 5) <small>OBP: 0.308, SLG: 0.377</small>	4-0  <small>1-2</small>		0-0 <b>E5</b> BB  <small>2-3</small>	0-0 <b>F8</b> <small>S</small>		0-0  <small>S</small>		0-0 <b>F9</b> <small>S</small>	
<b>Von Hayes, L</b> (1, 3) <small>OBP: 0.390, SLG: 0.450</small>	0-0  <small>1-3, 2-H</small>		4-0  <small>1-2</small>	4-0  <small>3-H</small>		0-0  <small>1-H</small>			
<b>Glenn Wilson, R</b> (1, 9) <small>OBP: 0.282, SLG: 0.308</small>	0-0 <b>4-3</b> <small>S</small>		0-0  <small>1-2, 2-H, 3-H</small>	0-0 <b>F7</b> <small>S</small>		0-3 <b>K</b> <small>S</small>			
<b>Darren Daulton, L</b> (1, 2) <small>OBP: 0.385, SLG: 0.455</small> <b>John Russell, R</b> (5, 2) <small>OBP: 0.324, SLG: 0.444</small>		0-3 <b>K</b> <small>S</small>	0-0 <b>FC4-6</b> E  <small>1-2, 2-H</small>		0-3 <b>K</b> <small>S</small>		0-0 <b>1-3</b> <small>S</small>		
<b>Steve Jeltz, S</b> (1, 6) <small>OBP: 0.339, SLG: 0.279</small>		0-0 <b>6-3</b> <small>S</small>	0-0 <b>E4</b>  <small>1-H</small>		0-0 <b>G2</b> <small>S</small>		0-0 <b>4-3</b> <small>S</small>		
<b>Kevin Gross, R</b> (1, 1) <small>OBP: 0.111, SLG: 0.148</small> <b>Kent Tekulve, R</b> (7, 1) <b>Don Carman, L</b> (7, 1) <b>Milt Thompson, L</b> (7, PH) <small>OBP: 0.244, SLG: 0.255</small> <b>Steve Bedrosian, R</b> (8, 1)		0-0  <small>S</small>	0-0 <b>L5</b> <small>S</small>		0-0 <b>E6</b> <small>S</small>		0-0 <b>L3</b> <small>S</small>		

AB	R	H	RBI	BB	SO	LOB
4	1	0	0	1	2	2
0	0	0	0	0	0	0
3	1	0	0	2	2	1
4	2	1	0	0	3	2
3	2	1	0	1	0	3
1	0	0	0	0	0	1
2	1	2	2	2	0	0
4	0	1	2	0	1	4
2	1	0	0	0	1	1
2	0	0	0	0	1	0
4	0	1	1	0	0	0
3	0	1	0	0	0	1
0	0	0	0	0	0	0
0	0	0	0	0	0	0
1	0	0	0	0	0	0
0	0	0	0	0	0	0

**BOTTOM**

Los Angeles Dodgers @ Philadelphia Phillies  
 Veterans Stadium, Philadelphia, PA  
 Wed Jun 04 1986, 7:05 PM EDT  
 Att. 26,983 - Unknown

[livebaseballscorecards.com](http://livebaseballscorecards.com)

<b>AB</b>	<b>33</b>
<b>R</b>	<b>8</b>
<b>H</b>	<b>7</b>
<b>RBI</b>	<b>5</b>
<b>BB</b>	<b>6</b>
<b>SO</b>	<b>10</b>
<b>LOB</b>	<b>15</b>



1B: 5	SF: 0	WP: 0	PA: 40
2B: 2	SAC: 0	PB: 0	
3B: 0	DP: 0	SB: 4	
HR: 0	HBP: 1	CS: 0	

Inning Stats		R: 1	H: 1	E: 0	K: 1	S: 6	LOB: 2	BB: 2	P: 14	R: 0	H: 1	E: 0	K: 2	S: 8	LOB: 1	BB: 0	P: 8	R: 4	H: 3	E: 3	K: 1	S: 9	LOB: 1	BB: 1	P: 13	R: 2	H: 0	E: 0	K: 0	S: 3	LOB: 1	BB: 2	P: 12	R: 0	H: 0	E: 1	K: 2	S: 8	LOB: 1	BB: 0	P: 8	R: 1	H: 2	E: 0	K: 3	S: 11	LOB: 1	BB: 0	P: 11	R: 0	H: 0	E: 0	K: 0	S: 3	LOB: 0	BB: 0	P: 3	R: 0	H: 0	E: 0	K: 1	S: 5	LOB: 1	BB: 1	P: 9
<b>PITCHER</b>	<b>IP</b>	<b>WLS</b>	<b>BF</b>	<b>H</b>	<b>R</b>	<b>ER</b>	<b>SO</b>	<b>BB</b>	<b>IBB</b>	<b>HBP</b>	<b>BLK</b>	<b>WP</b>	<b>HR</b>	<b>S</b>	<b>P</b>	<b>ERA</b>	<b>WHIP</b>	<b>PITCHER</b>	<b>IP</b>	<b>WLS</b>	<b>BF</b>	<b>H</b>	<b>R</b>	<b>ER</b>	<b>SO</b>	<b>BB</b>	<b>IBB</b>	<b>HBP</b>	<b>BLK</b>	<b>WP</b>	<b>HR</b>	<b>S</b>	<b>P</b>	<b>ERA</b>	<b>WHIP</b>																														
Orel Hershiser, R (1, 1) <small>ERA: 2.59</small>	6.0	L	33	7	8	4	9	5	0	1	0	0	0	45	66	6.00	2.000	Alejandro Pena, R (7, 1) <small>ERA: 4.05</small>	1.0		3	0	0	0	0	0	0	0	0	0	3	3	0.00	0.000	Ed Vande Berg, L (8, 1) <small>ERA: 3.68</small>	1.0		4	0	0	0	1	1	0	0	0	0	5	9	0.00	1.000														



Batter	1	2	3	4	5	6	7	8	9	AB R H RBI BB SO LOB	TOP											
<b>Jeff Stone, L</b> (1, 7) X OBP: 0.293, SLG: 0.309 <b>Milt Thompson, L</b> (9, 8) OBP: 0.244, SLG: 0.255	0-0 L8 ① X	0-0 6-3 ①		0-3 K ②		0-0 S 1B			0-0 L8 ①	5 0 1 0 0 1 0 0 0 0 0 0 0 0												
<b>Ron Roenicke, S</b> (1, 8) B B B OBP: 0.375, SLG: 0.404 (9, 7)	4-0 3B BB	0-0 F7 ②		0-3 K ③		0-0 6-3 ③			0-0 F7 ②	4 1 0 0 1 1 1												
<b>Juan Samuel, R</b> (1, 4) X OBP: 0.324, SLG: 0.409	0-0 1B 3B	0-0 3B			0-3 K ①				0-0 F2 ③	5 1 2 1 0 2 0												
<b>Mike Schmidt, R</b> (1, 5) X OBP: 0.391, SLG: 0.524	0-0 1B HR 1B	0-3 K ③			0-0 6-3 ②				0-3 K ②	4 1 1 1 0 2 1												
<b>Von Hayes, L</b> (1, 3) X OBP: 0.397, SLG: 0.454	0-0 1-2 HR 1B		B B B B	4-0 G4-6-3 BB		0-0 HR 1B			0-0 F9 ③	3 2 2 0 1 0 0												
<b>Glenn Wilson, R</b> (1, 9) S S S OBP: 0.281, SLG: 0.324	0-3 K ②		X	0-0 G4-6-3 ① ②		0-0 HR 1B			0-0 F7 ①	4 1 1 2 0 1 3												
<b>Darren Daulton, L</b> (1, 2) X OBP: 0.396, SLG: 0.490	0-0 HR		B B B B	4-0 BB		0-3 HR ③			0-0 G3 1B	3 1 2 3 1 1 0												
<b>Steve Jeltz, S</b> (1, 6) X OBP: 0.337, SLG: 0.278	0-0 FC6-4 1B		X	0-0 6-3 ③		0-3 K ①			0-0 G3 ②	4 0 1 0 0 1 2												
<b>Charles Hudson, S</b> (1, 1) X <b>Don Carman, L</b> (7, 1) <b>Greg Gross, L</b> (8, PH) OBP: 0.462, SLG: 0.387 <b>Kent Tekulve, R</b> (8, 1)	0-0 FC6-4 1-2f			0-3 K ①		0-0 F9 ②			0-0 F8 ③	3 0 0 0 0 1 1 0 0 0 0 0 0 0 1 0 0 0 0 0 1 0 0 0 0 0 0 0												
<b>Inning Stats</b>	R: 5 E: 0 K: 1 S: 10	H: 5 LOB: 1 BB: 1 P: 14	R: 0 E: 0 K: 1 S: 6	H: 1 LOB: 1 BB: 0 P: 6	R: 0 E: 0 K: 0 S: 2	H: 0 LOB: 1 BB: 2 P: 10	R: 0 E: 0 K: 3 S: 9	H: 0 LOB: 0 BB: 0 P: 9	R: 2 E: 0 K: 2 S: 9	H: 2 LOB: 0 BB: 0 P: 9	R: 0 E: 0 K: 1 S: 6	H: 1 LOB: 1 BB: 0 P: 6	R: 0 E: 0 K: 2 S: 7	H: 0 LOB: 0 BB: 0 P: 7	R: 0 E: 0 K: 0 S: 4	H: 1 LOB: 1 BB: 0 P: 4	R: 0 E: 0 K: 0 S: 3	H: 0 LOB: 0 BB: 0 P: 3	1B: 6 2B: 0 3B: 2 HR: 2	SF: 0 SAC: 0 DP: 1 HBP: 0	WP: 0 PB: 0 SB: 1 CS: 0	PA: 39
<b>PITCHER</b>	IP WLS BF H R ER SO BB IBB HBP BLK WP HR S P ERA WHIP																					
<b>Jay Tibbs, R</b> (1, 1) ERA: 3.42 <b>Dan Schatzeder, L</b> (5, 1) ERA: 2.97 <b>Bert Roberge, R</b> (8, 1) ERA: 6.3	4.2 L 24 8 7 7 6 3 0 0 0 0 0 2 33 45 13.50 2.357																					

Philadelphia Phillies @ Montreal Expos  
 Olympic Stadium, Montreal, QB  
 Thu Jun 05 1986, 7:05 PM EDT  
 Att: 10,845 - Unknown

AB	36
R	7
H	10
RBI	7
BB	3
SO	10
LOB	9



Batter	1	2	3	4	5	6	7	8	9	AB	R	H	RBI	BB	SO	LOB
Tim Raines, S OBP: 0.413, SLG: 0.486 (1, 7)	0-0 3-1			0-0 G3	0-0 1B		0-0 F9			4	0	1	0	0	0	1
Mitch Webster, S OBP: 0.348, SLG: 0.405 (1, 9)	0-0 3-1			0-0 1B 3B	4-0 1-2 BB		0-0 F8			3	1	1	0	1	0	1
Hern Wittingham, L OBP: 0.326, SLG: 0.413 (1, 8)	0-0 4-3			0-3 K	0-3 K			0-0 4-3		4	0	0	0	0	2	3
Tim Wallach, R OBP: 0.347, SLG: 0.503 (1, 5)		0-0 G3		0-0 1B		0-0 FC3-6 1B		0-3 K		4	0	2	1	0	1	0
Andres Galarraga, R OBP: 0.342, SLG: 0.414 (1, 3)		0-0 F8		0-0 1-3		0-0 FC3-6		0-3 K		4	0	0	0	0	1	2
Vance Law, R OBP: 0.286, SLG: 0.308 (1, 4)		0-0 F9			4-0 HR BB		0-0 F7		0-0 4-3	3	1	0	0	1	0	1
Al Newman, S OBP: 0.324, SLG: 0.250 (1, 6)			0-0 F8		0-0 F9		0-0 F9		0-0 6-3	4	0	0	0	0	0	2
Dann Bilardello, R OBP: 0.238, SLG: 0.310 (1, 2)			0-0 5-3		0-0 F5		0-0 1B		0-0 6-3	4	0	1	0	0	0	1
Jay Tibbs, R OBP: 0.227, SLG: 0.200 (1, 1)			0-3 K		0-0 HR		0-3 K			1	0	0	0	0	1	0
Dan Schatzeder, L OBP: 0.500, SLG: 0.923 (5, 1)										1	1	1	2	0	0	0
Casey Candaele, S (7, PH)										1	0	0	0	0	1	1
Bert Roberge, R (8, 1)										0	0	0	0	0	0	0


Inning Stats	R: 0	H: 0	E: 0	K: 0	S: 3	LOB: 0	BB: 0	P: 3	R: 0	H: 0	E: 0	K: 0	S: 3	LOB: 0	BB: 0	P: 3	R: 0	H: 0	E: 0	K: 1	S: 5	LOB: 0	BB: 0	P: 5	R: 1	H: 2	E: 0	K: 1	S: 7	LOB: 1	BB: 0	P: 7	R: 2	H: 2	E: 0	K: 1	S: 7	LOB: 2	BB: 2	P: 15	R: 0	H: 1	E: 0	K: 0	S: 4	LOB: 1	BB: 0	P: 4	R: 0	H: 1	E: 0	K: 1	S: 6	LOB: 1	BB: 0	P: 6	R: 0	H: 0	E: 0	K: 2	S: 7	LOB: 0	BB: 0	P: 7	R: 0	H: 0	E: 0	K: 0	S: 3	LOB: 0	BB: 0	P: 3	1B: 4	2B: 0	3B: 1	SF: 0	SAC: 0	DP: 0	HBP: 0	WP: 0	PB: 0	SB: 1	CS: 0	PA: 35
--------------	------	------	------	------	------	--------	-------	------	------	------	------	------	------	--------	-------	------	------	------	------	------	------	--------	-------	------	------	------	------	------	------	--------	-------	------	------	------	------	------	------	--------	-------	-------	------	------	------	------	------	--------	-------	------	------	------	------	------	------	--------	-------	------	------	------	------	------	------	--------	-------	------	------	------	------	------	------	--------	-------	------	-------	-------	-------	-------	--------	-------	--------	-------	-------	-------	-------	--------

PITCHER	IP	WLS	BF	H	R	ER	SO	BB	IBB	HBP	BLK	WP	HR	S	P	ERA	WHIP
Charles Hudson, R ERA: 3.72 (1, 1)	6.0		26	6	3	3	3	2	0	0	0	0	1	30	38	4.50	1.333
Don Carman, L ERA: 4.81 (7, 1)	1.0		3	0	0	0	1	0	0	0	0	0	0	5	5	0.00	0.000
Kent Tekulve, R ERA: 2.33 (8, 1)	2.0		6	0	0	0	2	0	0	0	0	0	0	10	10	0.00	0.000


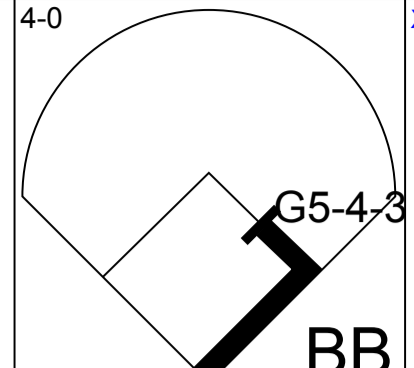
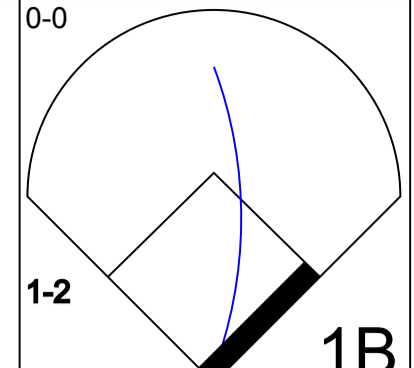
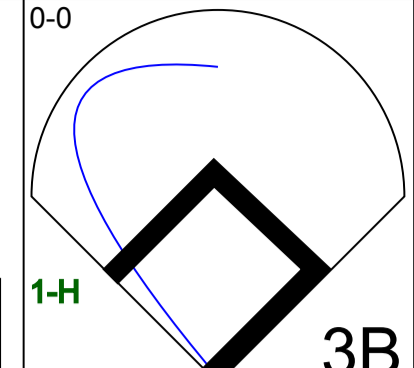
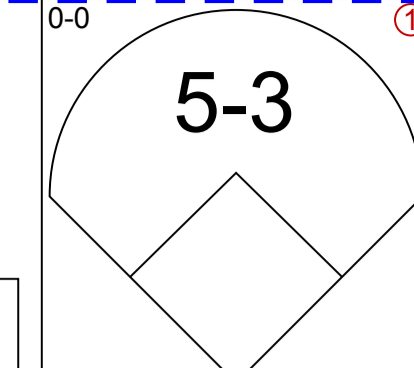
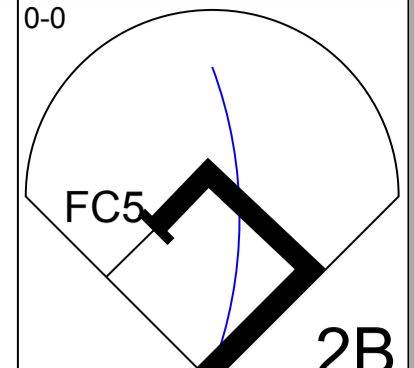
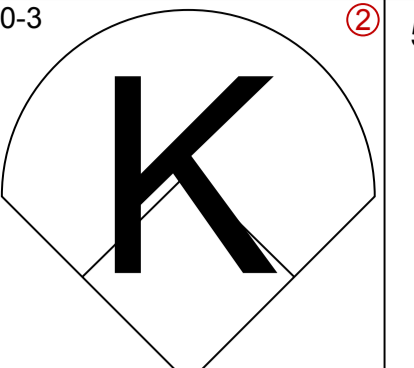

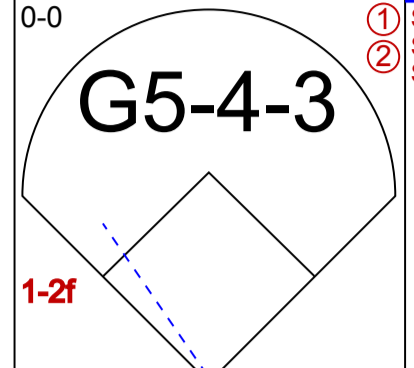
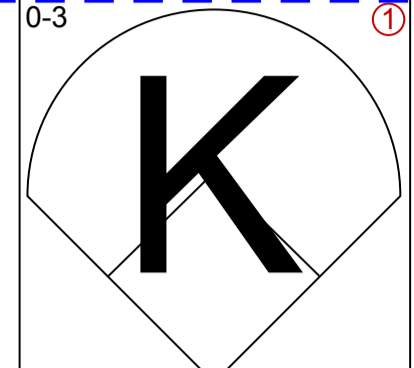
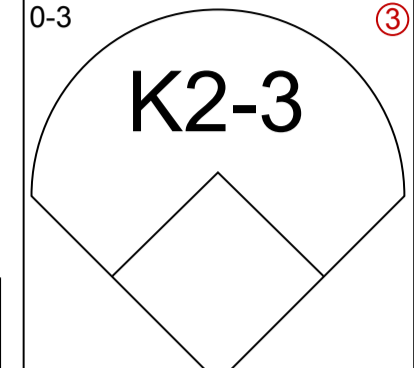
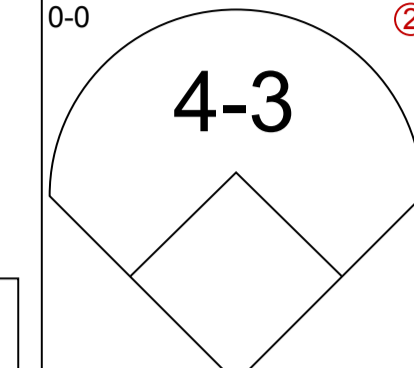
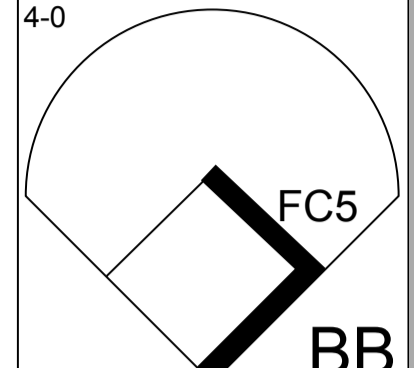
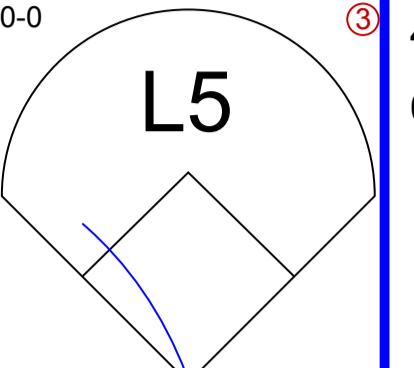

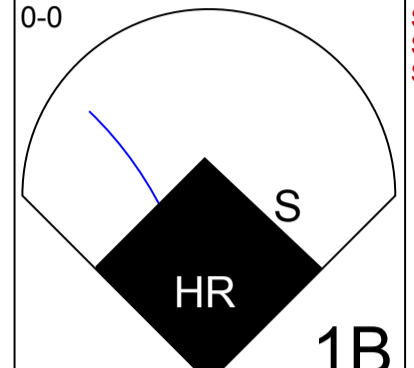
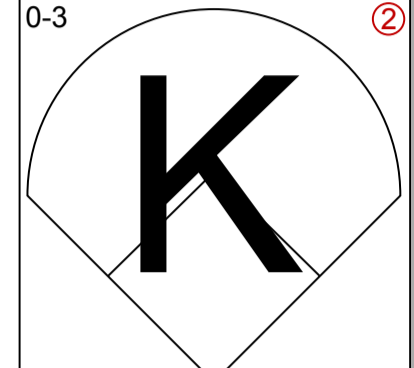
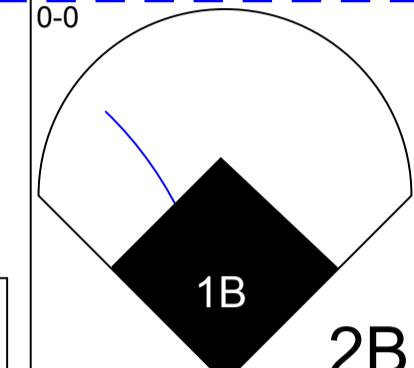
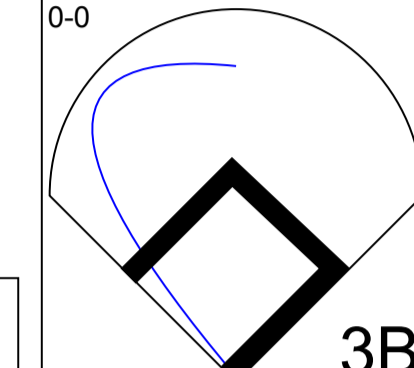
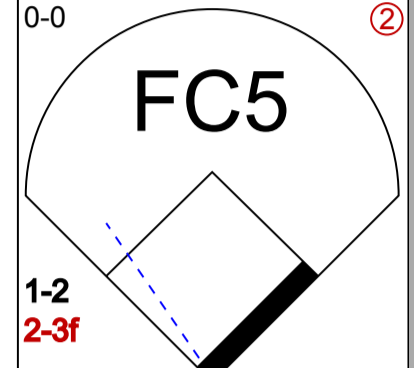

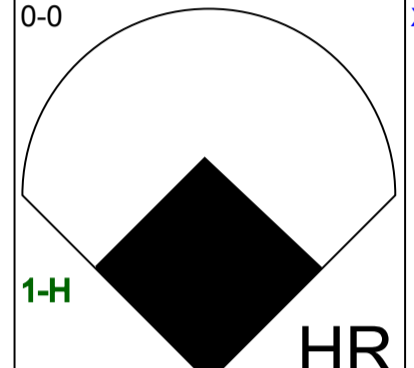
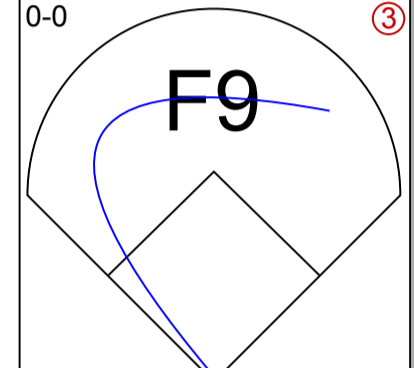
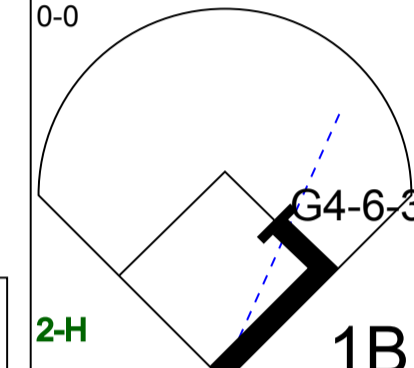
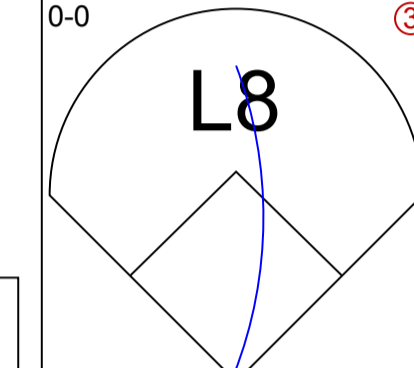
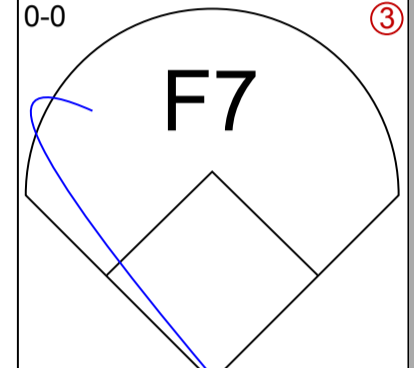

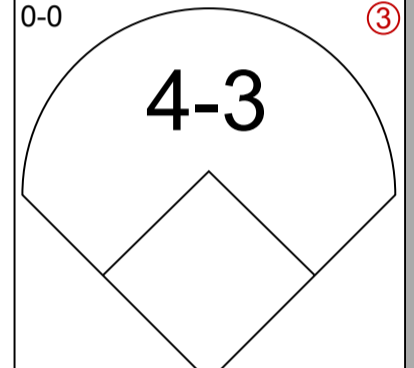
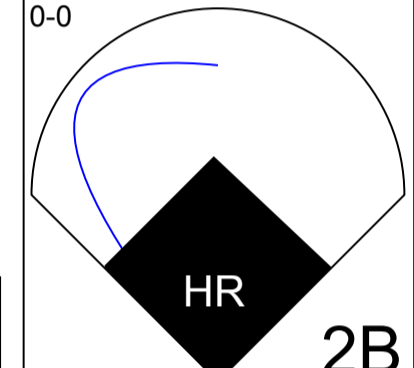
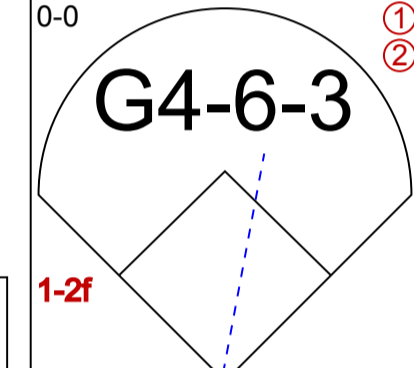
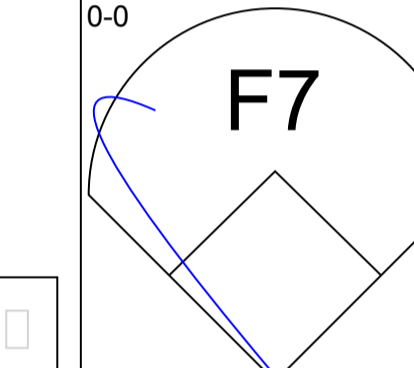
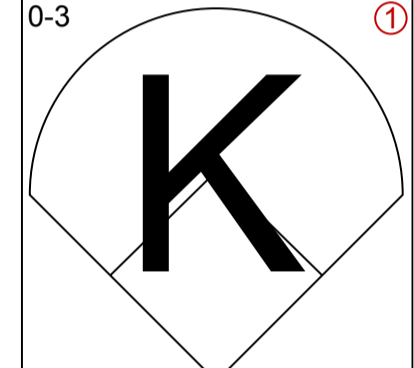

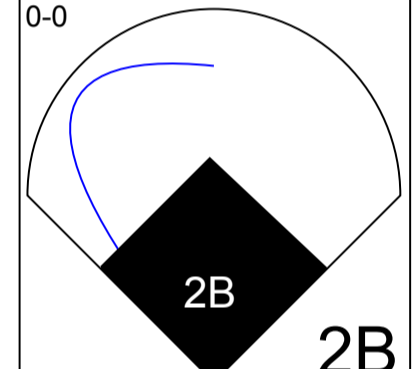
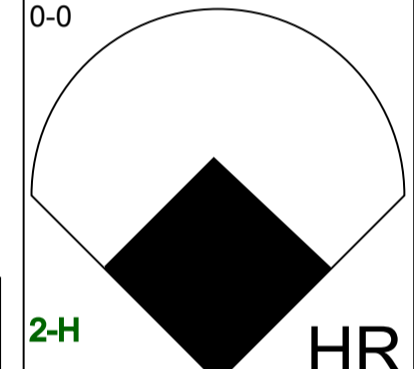
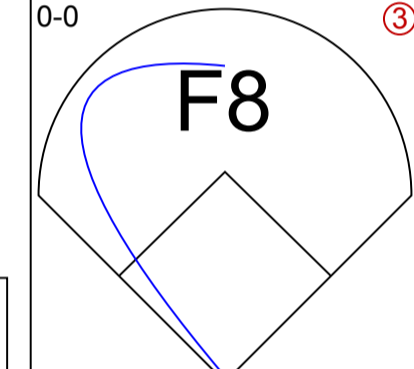
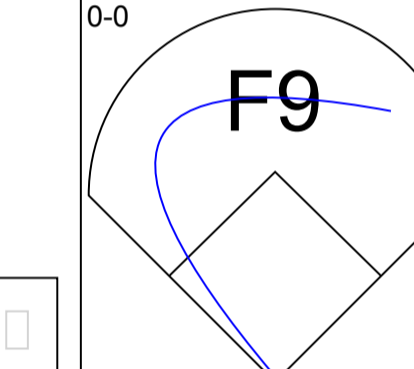
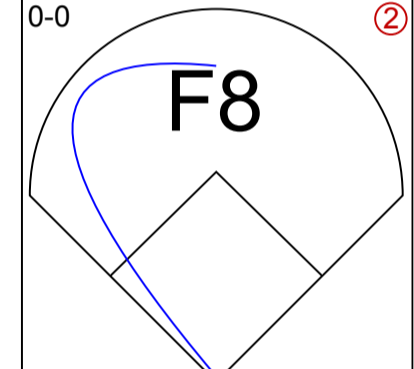

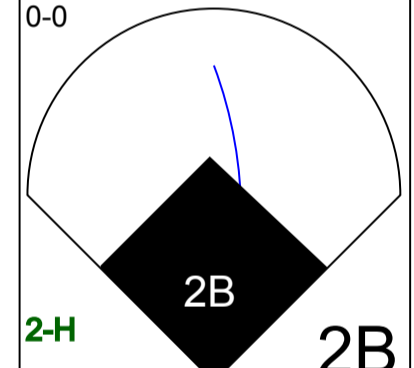
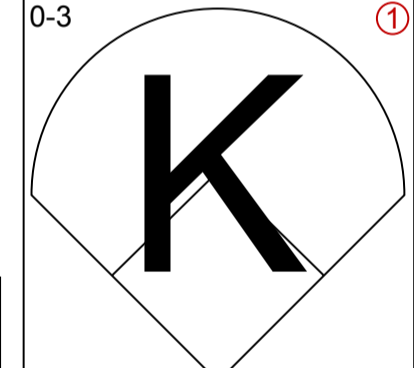
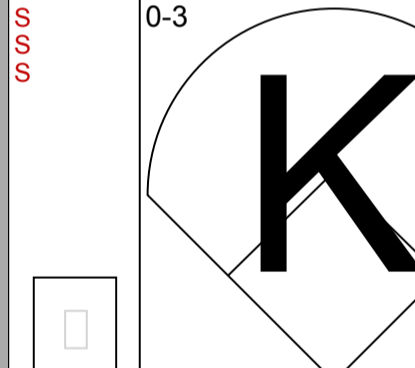
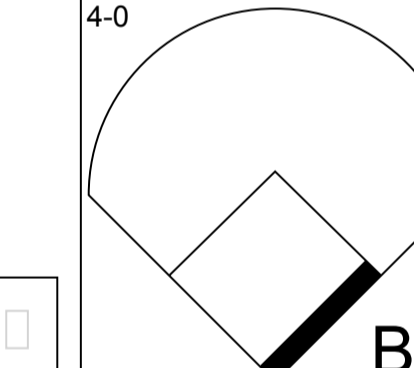
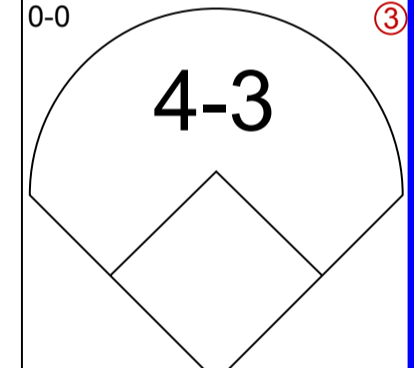

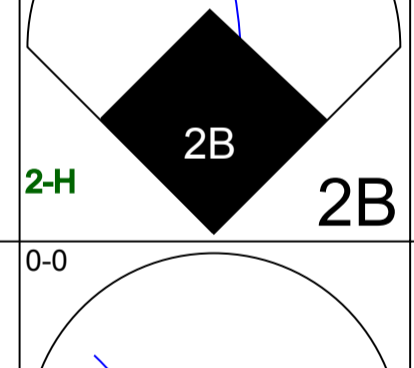
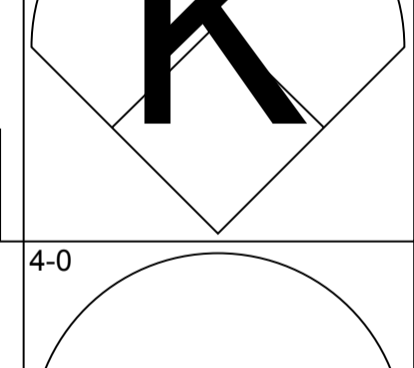

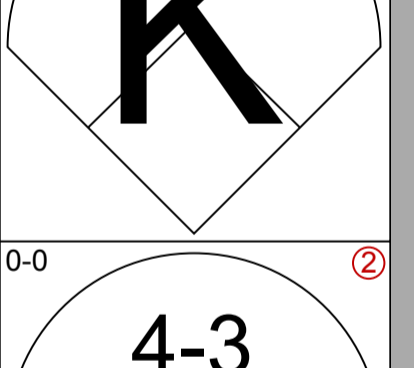
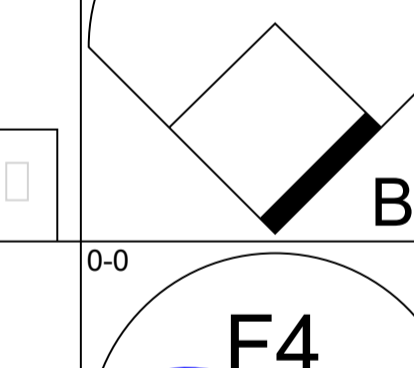
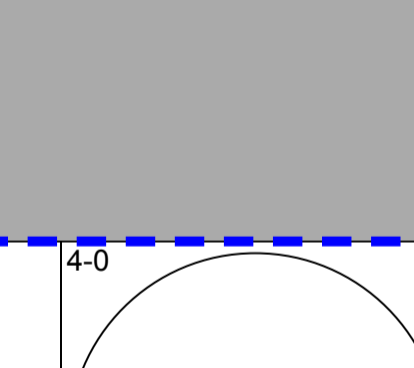

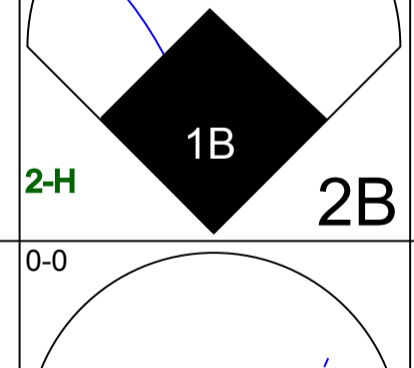
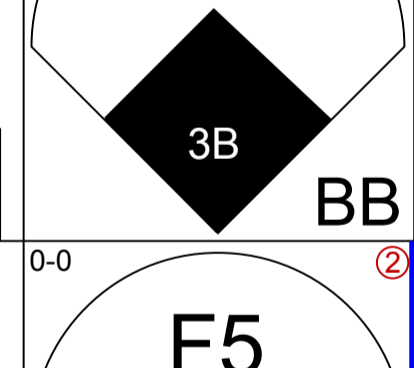
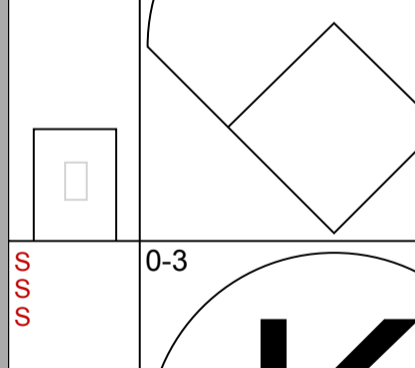
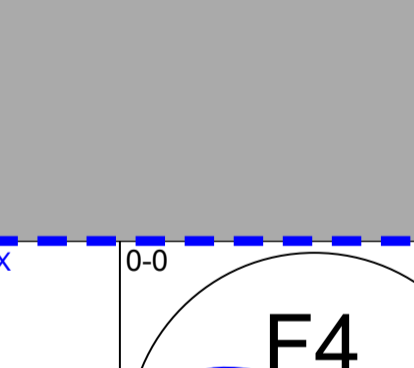
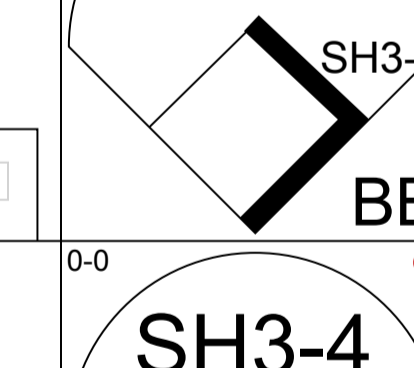


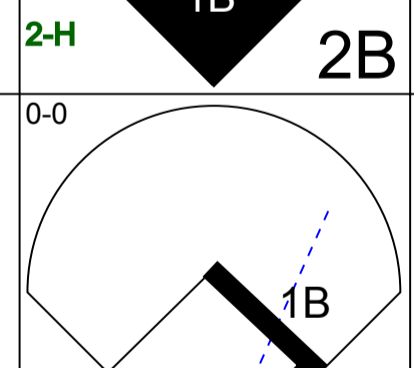


**BOTTOM**

**Philadelphia Phillies @ Montreal Expos**  
**Olympic Stadium, Montreal, QB**  
Thu Jun 05 1986, 7:05 PM EDT  
Att. 10,845 - Unknown

<b>AB</b>	<b>33</b>
<b>R</b>	<b>3</b>
<b>H</b>	<b>6</b>
<b>RBI</b>	<b>3</b>
<b>BB</b>	<b>2</b>
<b>SO</b>	<b>6</b>
<b>LOB</b>	<b>12</b>





Batter	1	2	3	4	5	6	7	8	9	10	AB R H RBI BB SO LOB	TOP													
Jeff Stone, L OBP: 0.328, SLG: 0.383 (1, 7) 	4-0 G5-4-3 BB 	0-0 1-2 1B 	0-0 1-H 3B 			0-0 5-3 		0-0 FC5 2B 		0-3 K 	5 0 3 1 1 1 1														
Ron Roenicke, S OBP: 0.362, SLG: 0.377 Dave Rucker, L (10, 1) 	0-0 G5-4-3 1-2f 	0-3 K 	0-3 K2-3 			0-0 4-3 		4-0 FC5 BB 		0-0 L5 	4 0 0 0 1 2 4 0 0 0 0 0 0 0														
Juan Samuel, R OBP: 0.333, SLG: 0.438 (1, 4) 	0-0 S HR 1B 	0-3 K 		0-0 1B 2B 		0-0 3B 		0-0 FC5 1-2 2-3f 			5 2 3 0 0 1 4														
Mike Schmidt, R OBP: 0.391, SLG: 0.538 (1, 5) 	0-0 1-H HR 	0-0 F9 		0-0 G4-6-3 2-H 1B 		0-0 L8 		0-0 F7 			5 1 2 3 0 0 5														
Von Hayes, L OBP: 0.392, SLG: 0.453 (1, 3) 	0-0 4-3 		0-0 HR 2B 		0-0 G4-6-3 1-2f 		0-0 F7 		0-3 K 		5 1 1 0 0 1 1														
Glenn Wilson, R OBP: 0.284, SLG: 0.348 (1, 9) 		0-0 2B 2B 	0-0 2-H HR 		0-0 F8 		0-0 F9 		0-0 F8 		5 2 2 2 0 0 0														
John Russell, R OBP: 0.333, SLG: 0.455 Don Carman, L (7, 1) 		0-0 2B 2B 	0-3 K 		0-3 K 		4-0 BB 		0-0 4-3 		3 1 1 1 1 2 0 0 0 0 0 0 0 0 0 0 0 0 0 0 0 1 0 0 0 0 0 0 1 0 0 0 0 0 1	AB 41 R 9 H 14 RBI 9 BB 5 SO 8 LOB 18													
Milt Thompson, L OBP: 0.242, SLG: 0.253 Greg Gross, L (10, PH) 		0-0 2-H 2B 2B 	0-0 2B 2B 	4-0 3B BB 		0-0 4-3 		0-0 F4 		4-0 SH3-4 BB 	3 2 1 1 2 0 1														
Steve Jeltz, S OBP: 0.345, SLG: 0.286 (1, 6) 		0-0 2-H 1B 2B 	0-0 F5 		0-3 K 			0-0 F4 		0-0 SH3-4 1-2 	2 0 1 1 0 0 1 1 0 0 0 0 1 0 0 0 0 0 0 0 0 1 0 0 0 0 0 0														
Steve Carlton, L OBP: 0.241, SLG: 0.214 Tom Hume, R (3, 1) 		0-0 1B 1B 																							
Kent Tekulve, R (6, 1) 																									
Darren Daulton, L OBP: 0.393, SLG: 0.486 (7, 2) 																									
<b>Inning Stats</b>	R: 2 E: 0 K: 0 S: 4	H: 2 LOB: 0 BB: 1 P: 8	R: 3 E: 0 K: 2 S: 12	H: 5 LOB: 2 BB: 0 P: 12	R: 3 E: 0 K: 2 S: 10	H: 3 LOB: 1 BB: 1 P: 14	R: 1 E: 0 K: 0 S: 4	H: 2 LOB: 0 BB: 0 P: 4	R: 0 E: 0 K: 0 S: 7	H: 0 LOB: 0 BB: 0 P: 7	R: 0 E: 0 K: 0 S: 4	H: 1 LOB: 1 BB: 0 P: 4	R: 0 E: 0 K: 0 S: 3	H: 0 LOB: 1 BB: 1 P: 7	R: 0 E: 0 K: 0 S: 4	H: 1 LOB: 2 BB: 1 P: 8	R: 0 E: 0 K: 1 S: 5	H: 0 LOB: 0 BB: 0 P: 5	R: 0 E: 0 K: 1 S: 5	H: 0 LOB: 1 BB: 1 P: 9	1B: 4 2B: 6 3B: 2 HR: 2	SF: 0 SAC: 1 DP: 2 HBP: 0	WP: 0 PB: 0 SB: 1 CS: 0	PA: 47	
<b>PITCHER</b>	IP WLS BF H R ER SO BB IBB HBP BLK WP HR S P ERA WHIP	IP WLS BF H R ER SO BB IBB HBP BLK WP HR S P ERA WHIP	IP WLS BF H R ER SO BB IBB HBP BLK WP HR S P ERA WHIP	IP WLS BF H R ER SO BB IBB HBP BLK WP HR S P ERA WHIP	IP WLS BF H R ER SO BB IBB HBP BLK WP HR S P ERA WHIP	IP WLS BF H R ER SO BB IBB HBP BLK WP HR S P ERA WHIP	IP WLS BF H R ER SO BB IBB HBP BLK WP HR S P ERA WHIP	IP WLS BF H R ER SO BB IBB HBP BLK WP HR S P ERA WHIP	IP WLS BF H R ER SO BB IBB HBP BLK WP HR S P ERA WHIP	IP WLS BF H R ER SO BB IBB HBP BLK WP HR S P ERA WHIP	IP WLS BF H R ER SO BB IBB HBP BLK WP HR S P ERA WHIP	IP WLS BF H R ER SO BB IBB HBP BLK WP HR S P ERA WHIP	IP WLS BF H R ER SO BB IBB HBP BLK WP HR S P ERA WHIP	IP WLS BF H R ER SO BB IBB HBP BLK WP HR S P ERA WHIP	IP WLS BF H R ER SO BB IBB HBP BLK WP HR S P ERA WHIP	IP WLS BF H R ER SO BB IBB HBP BLK WP HR S P ERA WHIP	IP WLS BF H R ER SO BB IBB HBP BLK WP HR S P ERA WHIP	IP WLS BF H R ER SO BB IBB HBP BLK WP HR S P ERA WHIP	IP WLS BF H R ER SO BB IBB HBP BLK WP HR S P ERA WHIP	IP WLS BF H R ER SO BB IBB HBP BLK WP HR S P ERA WHIP	IP WLS BF H R ER SO BB IBB HBP BLK WP HR S P ERA WHIP	IP WLS BF H R ER SO BB IBB HBP BLK WP HR S P ERA WHIP	IP WLS BF H R ER SO BB IBB HBP BLK WP HR S P ERA WHIP	IP WLS BF H R ER SO BB IBB HBP BLK WP HR S P ERA WHIP	IP WLS BF H R ER SO BB IBB HBP BLK WP HR S P ERA WHIP
Joe Hesketh, L ERA: 7.14 (1, 1)	1.0																								
Jeff Parrett, R ERA: 4.87 (2, 1)	2.0																								
Bert Roberge, R ERA: 6.0 (4, 1)	2.0																								
Dan Schatzeder, L ERA: 2.82 (6, 1)	2.0																								
Jeff Reardon, R ERA: 2.75 (8, 1)	2.0																								
Tim Burke, R ERA: 2.03 (10, 1)	1.0																								

Philadelphia Phillies @ Montreal Expos  
Olympic Stadium, Montreal, QB  
Fri Jun 06 1986, 7:05 PM EDT  
Att. 18,325 - Unknown

livebaseballscores.com







Batter	1	2	3	4	5	6	7	8	9	AB	R	H	RBI	BB	SO	LOB
Tim Raines, S OBP: 0.404, SLG: 0.477 (1, 7)	0-0 F4	0-0 F9			0-0 6-3			0-0 6-3		4	0	0	0	0	0	3
Mitch Webster, S OBP: 0.355, SLG: 0.421 (1, 8)	4-0 FC6-4 BB		0-0 F8		0-0 5-3			0-0 F7		3	0	0	0	1	0	1
Andres Galarraga, R OBP: 0.346, SLG: 0.441 (1, 3)	0-0 FC6-4 FC5-4 1-2f		0-0 4-3			0-3 K		0-0 6-3		4	0	0	0	0	1	1
Hubie Brooks, R OBP: 0.378, SLG: 0.639 (1, 6)	0-0 FC5-4 1-2f		0-0 1B			0-0 F7			0-0 F7	4	0	1	0	0	0	1
Tim Wallach, R OBP: 0.345, SLG: 0.505 (1, 5)		0-0 F7			0-0 G5-4-3 1B			0-0 F8		4	0	1	0	0	0	0
Jim Wohlford, R OBP: 0.231, SLG: 0.289 (1, 9)		4-0 1B 1B BB		0-0 F8				0-0 1B		3	1	1	0	1	0	1
Vance Law, R OBP: 0.290, SLG: 0.313 (1, 4)		0-0 FC1-6 1B 1-3 1B		0-0 G5-4-3 1-2f				0-0 F9		3	0	1	0	0	0	2
Mike Fitzgerald, R OBP: 0.324, SLG: 0.429 (1, 2)		0-0 FC1-6 1B 1-2 3-H			0-0 SH3-4 1B			0-0 F9		3	0	2	1	0	0	1
Andy McGaffigan, R (1, 1) Jason Thompson, L (7, PH) Tim Burke, R (8, 1)		0-0 FC1-6			0-0 SH3-4			0-0 1-3		1	0	0	0	0	0	2
		1-2 2-3f			1-2					1	0	0	0	0	0	1
										0	0	0	0	0	0	0

Inning Stats	R: 0	H: 0	E: 0	K: 0	S: 3	R: 1	H: 2	E: 0	K: 0	S: 5	R: 0	H: 1	E: 0	K: 0	S: 3	R: 0	H: 1	E: 0	K: 0	S: 3	R: 0	H: 0	E: 0	K: 1	S: 5	R: 0	H: 1	E: 0	K: 0	S: 4	R: 0	H: 0	E: 0	K: 0	S: 3	R: 0	H: 0	E: 0	K: 0	S: 3	R: 0	H: 0	E: 0	K: 0	S: 3	R: 0	H: 0	E: 0	K: 0	S: 3	1B: 6	SF: 0	2B: 0	SAC: 1	3B: 0	DP: 1	HR: 0	HBP: 0	WP: 0	PA: 33
PITCHER Shane Rawley, L (1, 1) ERA: 3.0	IP	WLS	BF	H	R	ER	SO	BB	IBB	HBP	BLK	WP	HR	S	P	ERA	WHIP													IP	WLS	BF	H	R	ER	SO	BB	IBB	HBP	BLK	WP	HR	S	P	ERA	WHIP														


**BOTTOM**

**Philadelphia Phillies @ Montreal Expos**  
Olympic Stadium, Montreal, QB

Sat Jun 07 1986, 7:05 PM EDT  
Att. 20,486 - Unknown

livebaseballscorecards.com

AB	30
R	1
H	6
RBI	1
BB	2
SO	1
LOB	13





Batter	1	2	3	4	5	6	7	8	9	AB R H RBI BB SO LOB	TOP
<b>Jeff Stone, L</b> (1, 7) OBP: 0.333, SLG: 0.354 	4-0 	0-3 			4-0 			4-0 		1 0 0 0 3 1 2	<b>Philadelphia Phillies @ Montreal Expos</b> Olympic Stadium, Montreal, QB Sun Jun 08 1986, 3:33 AM EDT Att. 20,743 - Unknown <a href="http://livebaseballscorecards.com">livebaseballscorecards.com</a>
<b>Ron Roenicke, S</b> (1, 8) OBP: 0.377, SLG: 0.388 	4-0 		4-0 		0-0 			0-0 		2 0 0 0 2 0 2	
<b>Juan Samuel, R</b> (1, 4) OBP: 0.323, SLG: 0.421 <b>Luis Aguayo, R</b> (8, 4) OBP: 0.221, SLG: 0.286 	0-0 		0-3 		0-0 			0-3 		4 0 0 0 0 2 5 0 0 0 0 0 0 0	
<b>Mike Schmidt, R</b> (1, 5) OBP: 0.386, SLG: 0.534 <b>Rick Schu, R</b> (8, 5) OBP: 0.308, SLG: 0.377 	0-3 		0-0 				0-0 	0-0 		4 0 0 0 0 1 4 0 0 0 0 0 0 0	
<b>Von Hayes, L</b> (1, 3) OBP: 0.382, SLG: 0.435 	0-0 			0-0 			0-0 		0-0 	4 0 0 0 0 0 2	
<b>Glenn Wilson, R</b> (1, 9) OBP: 0.283, SLG: 0.344 		0-0 		0-0 			0-0 		0-0 	4 0 1 0 0 0 0	
<b>Darren Daulton, L</b> (1, 2) OBP: 0.392, SLG: 0.468 		4-0 		0-3 			0-0 		0-3 	3 0 0 0 1 2 1	
<b>Steve Jeltz, S</b> (1, 6) OBP: 0.343, SLG: 0.276 <b>Dave Rucker, L</b> (7, 1) <b>Greg Gross, L</b> (8, 1) OBP: 0.450, SLG: 0.375 		0-3 		0-0 			0-0 			3 0 0 0 0 1 2 0 0 0 0 0 0 0 0 0 0 0 0 0 0	
<b>Mike Maddux, L</b> (1, 1) <b>Milt Thompson, L</b> (5, PH) OBP: 0.241, SLG: 0.252 <b>Tom Hume, R</b> (5, 1) <b>Tom Foley, L</b> (7, PH) OBP: 0.545, SLG: 0.556 		4-0 		0-0 			0-3 			0 0 0 0 1 0 0 1 0 0 0 0 0 0 0 0 0 0 0 0 0 1 0 0 0 0 1 0	
<b>Inning Stats</b>	R: 0 H: 0 E: 0 LOB: 2 K: 1 BB: 2 S: 5 P: 13	R: 0 H: 0 E: 0 LOB: 2 K: 2 BB: 2 S: 7 P: 15	R: 0 H: 0 E: 0 LOB: 0 K: 1 BB: 1 S: 4 P: 8	R: 0 H: 1 E: 0 LOB: 1 K: 1 BB: 0 S: 6 P: 6	R: 0 H: 0 E: 0 LOB: 1 K: 0 BB: 1 S: 3 P: 7	R: 0 H: 0 E: 0 LOB: 0 K: 0 BB: 0 S: 3 P: 3	R: 0 H: 0 E: 0 LOB: 0 K: 1 BB: 0 S: 5 P: 5	R: 0 H: 0 E: 0 LOB: 1 K: 1 BB: 1 S: 5 P: 9	R: 0 H: 0 E: 0 LOB: 0 K: 1 BB: 0 S: 5 P: 5	1B: 1 SF: 0 2B: 0 SAC: 0 3B: 0 DP: 1 HR: 0 HBP: 0	
<b>PITCHER</b> <b>Floyd Youmans, R</b> (1, 1) ERA: 5.1	IP WLS BF H R ER SO BB IBB HBP BLK WP HR S P ERA WHIP 9.0 W 34 1 0 0 8 7 0 0 0 1 0 43 71 0.00 0.889										

Philadelphia Phillies @ Montreal Expos  
 Olympic Stadium, Montreal, QB  
 Sun Jun 08 1986, 3:33 AM EDT  
 Att. 20,743 - Unknown

AB 27  
 R 0  
 H 1  
 RBI 0  
 BB 7  
 SO 8  
 LOB 18



Batter	1	2	3	4	5	6	7	8	9
Tim Raines, S OBP: 0.408, SLG: 0.500 (1, 7)	0-0 4-3 F8	0-0 F8			0-0 1B		0-0 2B	0-0 HR	
Mitch Webster, S OBP: 0.361, SLG: 0.416 (1, 9)	4-0 6-3 HR BB		0-0 5-3		4-0 1B BB		0-0 5-3	4-0 2B BB	
Andres Galarraga, R OBP: 0.354, SLG: 0.449 (1, 3)	0-0 6-3 1-3		0-0 F8		0-0 1B BB		4-0 E IBB	0-0 2B	
Hubie Brooks, R OBP: 0.383, SLG: 0.655 Casey Candaele, S OBP: 0.500, SLG: 0.667 (1, 6) (7, 4)	0-0 HR		0-0 4-3		4-0 BB FC6-4 BB		0-0 E8 2B	0-3 K	
Tim Wallach, R OBP: 0.338, SLG: 0.495 Vance Law, R OBP: 0.293, SLG: 0.313 (1, 5) (8, 5)	0-0 5-3			0-0 F5	0-0 FC6-4		0-0 5-3		
Herm Winningham, L OBP: 0.316, SLG: 0.395 (1, 8)		0-3 K		0-0 4-3		0-0 4-3		0-0 K	
Al Newman, S OBP: 0.349, SLG: 0.282 (1, 4) (7, 6)		4-0 HR BB		0-0 4-3		0-0 G3		0-0 HR 1B	
Mike Fitzgerald, R OBP: 0.321, SLG: 0.415 (1, 2)		0-0 F9			0-0 4-3		0-3 K	4-0 HR BB	
Floyd Youmans, R OBP: 0.200, SLG: 0.227 (1, 1)		0-0 HR			0-0 1-3		0-0 1-3	0-3 K	

Inning Stats	R: 2 E: 0 K: 0 S: 4	H: 1 LOB: 0 BB: 1 P: 8	R: 2 E: 0 K: 1 S: 6	L: 1 LOB: 0 BB: 1 P: 10	R: 0 E: 0 K: 0 S: 3	H: 0 LOB: 0 BB: 0 P: 3	R: 0 E: 0 K: 0 S: 3	H: 0 LOB: 0 BB: 0 P: 3	R: 2 E: 0 K: 0 S: 5	H: 2 LOB: 2 BB: 2 P: 13	R: 0 E: 0 K: 1 S: 5	H: 0 LOB: 0 BB: 0 P: 5	R: 2 E: 1 K: 0 S: 5	H: 2 LOB: 1 BB: 1 P: 9	R: 4 E: 0 K: 3 S: 13	H: 4 LOB: 3 BB: 3 P: 25
--------------	------------------------------	---------------------------------	------------------------------	----------------------------------	------------------------------	---------------------------------	------------------------------	---------------------------------	------------------------------	----------------------------------	------------------------------	---------------------------------	------------------------------	---------------------------------	-------------------------------	----------------------------------

PITCHER															PITCHER																		
IP	WLS	BF	H	R	ER	SO	BB	IBB	HBP	BLK	WP	HR	S	P	ERA	WHIP	IP	WLS	BF	H	R	ER	SO	BB	IBB	HBP	BLK	WP	HR	S	P	ERA	WHIP
Mike Maddux, R ERA: 15.19 (1, 1)	4.0	L	16	2	4	4	1	2	0	0	0	0	16	24	9.00	1.000																	
Tom Hume, R ERA: 6.0 (5, 1)	2.0		10	2	2	2	1	2	0	0	0	0	10	18	9.00	2.000																	
Dave Rucker, L ERA: 5.76 (7, 1)	1.1		12	5	6	6	1	2	1	0	0	0	11	23	40.50	5.250																	
Greg Gross, L ERA: (8, 1)	0.2		4	1	0	0	2	1	0	0	0	0	7	11	0.00	3.000																	


**BOTTOM**

Philadelphia Phillies @ Montreal Expos  
Olympic Stadium, Montreal, QB  
Sun Jun 08 1986, 3:33 AM EDT  
Att. 20,743 - Unknown

AB	R	H	RBI	BB	SO	LOB
5	3	3	4	0	0	0
2	2	0	0	3	0	1
4	1	2	2	1	0	1
2	1	1	2	1	0	0
2	0	1	2	0	1	2
4	0	0	0	0	0	3
0	0	0	0	1	0	0
5	1	1	0	0	2	3
3	2	1	0	1	0	0
3	1	0	0	1	1	1
4	1	1	2	0	1	3

AB	34	R	12	H	10	RBI	12	BB	8	SO	5	LOB	14
----	----	---	----	---	----	-----	----	----	---	----	---	-----	----

WP: 0 PA: 42  
PB: 0  
SB: 4  
CS: 0





Batter	1	2	3	4	5	6	7	8	9	10	AB	R	H	RBI	BB	SO	LOB	TOP
<b>Jeff Stone, L</b> (1, 7) X OBP: 0.316, SLG: 0.333 <b>Rick Schu, R</b> (9, PH) OBP: 0.305, SLG: 0.374 <b>Don Carman, L</b> (9, 1) <b>Tom Foley, L</b> (10, 6) OBP: 0.545, SLG: 0.556	0-0 G3		0-0 FC6-4		0-0 F7			0-0 5-3	0-0 F8		4	0	0	0	0	0	2	
<b>Ron Roenicke, S</b> (1, 8) X OBP: 0.354, SLG: 0.361	0-0 F1		0-3 K		0-0 4-3			0-0 5-3	0-0 F8		5	0	0	0	0	1	3	
<b>Juan Samuel, R</b> (1, 4) S OBP: 0.319, SLG: 0.420	0-3 K		0-0 F9		0-0 P3			0-0 1B		0-0 E5	5	1	1	0	0	1	2	
<b>Mike Schmidt, R</b> (1, 5) OBP: 0.391, SLG: 0.533		0-0 L7		0-0 E 3-1 SF7 1B		0-0 F8		4-0 1B 1B 1B		0-0 1-3 1B 1B	4	2	2	0	1	0	0	
<b>Von Hayes, L</b> (1, 3) OBP: 0.383, SLG: 0.435		0-0 S 1B		0-0 3-1		0-0 F8		0-0 1B 1B		0-0 FC6-2-5 1B	5	0	2	1	0	0	3	
<b>Glenn Wilson, R</b> (1, 9) S OBP: 0.286, SLG: 0.345		0-3 K		0-0 E6		0-3 K		0-0 1-2 2-3 1B		0-0 1-2 2-H 1B	5	0	2	1	0	2	2	
<b>Darren Daulton, L</b> (1, 2) OBP: 0.397, SLG: 0.473 <b>Luis Aguayo, R</b> (8, PH) OBP: 0.218, SLG: 0.282 <b>John Russell, R</b> (8, 2) OBP: 0.329, SLG: 0.448		4-0 BB BB BB		0-0 SF7		0-0 G4-6-3 1B		0-3 K		0-0 F3	1	0	1	1	1	0	0	
<b>Steve Jeltz, S</b> (1, 6) OBP: 0.339, SLG: 0.269 <b>Steve Bedrosian, R</b> (10, 1) X	0-0 4-3		0-0 G3		0-0 G4-6-3 1B			0-0 G4-6-3 1B		0-0 4-3	4	0	0	0	1	0	6	
<b>Kevin Gross, R</b> (1, 1) OBP: 0.167, SLG: 0.207 <b>Milt Thompson, L</b> (9, PH) OBP: 0.239, SLG: 0.250 (9, 8) S		4-0 FC6-4 BB		0-0 4-3 2B		0-0 K		0-3 K		0-0 FC1-6 1-2f	2	0	1	0	1	1	0	
<b>Inning Stats</b>	R: 0 H: 0 E: 0 LOB: 0 K: 1 BB: 0 S: 5 P: 5	R: 0 H: 1 E: 0 LOB: 2 K: 1 BB: 1 S: 6 P: 10	R: 0 H: 0 E: 0 LOB: 1 K: 1 BB: 1 S: 5 P: 9	R: 1 H: 1 E: 1 LOB: 1 K: 0 BB: 0 S: 5 P: 5	R: 0 H: 1 E: 0 LOB: 1 K: 0 BB: 0 S: 4 P: 4	R: 0 H: 0 E: 0 LOB: 0 K: 1 BB: 0 S: 5 P: 5	R: 0 H: 1 E: 0 LOB: 0 K: 1 BB: 0 S: 5 P: 5	R: 1 H: 3 E: 0 LOB: 3 K: 1 BB: 1 S: 8 P: 12	R: 0 H: 0 E: 0 LOB: 1 K: 0 BB: 1 S: 3 P: 7	R: 1 H: 2 E: 1 LOB: 2 K: 0 BB: 0 S: 6 P: 6	1B: 7 SF: 1 2B: 2 SAC: 0 3B: 0 DP: 1 HR: 0 HBP: 0	WP: 0 PA: 44 PB: 0 SB: 2 CS: 0						
<b>PITCHER</b> <b>Rick Anderson, R</b> (1, 1) ERA: <b>Jesse Orosco, L</b> (8, 1) ERA: 1.8 <b>Doug Sisk, R</b> (10, 1) ERA: 1.86	IP WLS BF H R ER SO BB IBB HBP BLK WP HR S P ERA WHIP 7.0 27 4 1 0 5 2 0 0 0 0 0 0 35 43 0.00 0.857 2.0 11 3 1 1 1 1 1 0 0 0 0 0 11 19 4.50 2.000 1.0 L 6 2 1 0 0 0 0 0 0 0 0 0 6 6 0.00 2.000	<b>PITCHER</b> IP WLS BF H R ER SO BB IBB HBP BLK WP HR S P ERA WHIP																

Philadelphia Phillies @ New York Mets  
 Shea Stadium, Flushing, NY  
 Mon Jun 09 1986, 7:05 PM EDT  
 Att. 26,050 - Unknown

livebaseballscores.com

AB	39
R	3
H	9
RBI	3
BB	4
SO	6
LOB	25



BOTTOM

Philadelphia Phillies @ New York Mets  
Shea Stadium, Flushing, NY  
Mon Jun 09 1986, 7:05 PM EDT  
Att: 26,050 - Unknown

livebaseballscorecards.com

AB 36  
R 2  
H 9  
RBI 2  
BB 5  
SO 7  
LOB 14



WP: 0 PA: 42  
PB: 0  
SB: 1  
CS: 0

AB R H RBI BB SO LOB  
4 1 4 0 1 0 0  
0 0 0 0 0 0 0

4 1 1 0 0 0 3  
1 0 0 0 0 0 1

3 0 0 0 2 2 1

4 0 3 1 0 0 0

5 0 0 0 0 0 6

3 0 0 0 2 1 1

4 0 1 1 0 0 2

3 0 0 0 0 1 0  
0 0 0 0 0 0 0  
1 0 0 0 0 1 0

2 0 0 0 0 2 0  
2 0 0 0 0 0 0

1B: 6 SF: 1  
2B: 3 SAC: 0  
3B: 0 DP: 0  
HR: 0 HBP: 0

Batter	1	2	3	4	5	6	7	8	9	10
Lenny Dykstra, L OBP: 0.388, SLG: 0.418 Doug Sisk, R (10, 1)	0-0 FC1-5 2B		4-0 5-3 BB			0-0 1B SF7	0-0 2B		0-0 1B	
Wally Backman, S OBP: 0.355, SLG: 0.391 Tim Teufel, R (9, PH) (10, 4)	0-0 FC1-5 BB 1B		0-0 5-3			0-0 BB 1B	0-0 3-1		0-0 F2	
Keith Hernandez, L OBP: 0.416, SLG: 0.439	4-0 1B 1-2 BB		0-3 K			4-0 1-2 1B BB		0-3 K		0-0 1-3
Darryl Strawberry, L OBP: 0.378, SLG: 0.516	0-0 1-2 2-H 1B			0-0 5-3		0-0 SF7		0-0 2B		0-0 1B
Gary Carter, R OBP: 0.325, SLG: 0.404	0-0 F9			0-0 F9		0-0 F6		0-0 5-3		0-0 F4
Danny Heep, L OBP: 0.391, SLG: 0.487		0-0 L9		0-0 L7		4-0 1-2 2-3 1B BB		4-0 IBB		0-3 K
Ray Knight, R OBP: 0.381, SLG: 0.525		0-0 4-3			0-0 F8	0-0 1-2 2-H 3-H 1B		0-0 4-3		
Kevin Mitchell, R OBP: 0.348, SLG: 0.500 Jesse Orosco, R (8, 1) Mookie Wilson, S OBP: 0.350, SLG: 0.451 (9, PH) (10, 8)		0-3 K			0-0 G3		0-0 F3		0-3 K	
Rick Anderson, R Rafael Santana, R OBP: 0.216, SLG: 0.184 (7, PH) (8, 6)			0-3 K		0-3 K		0-0 F9		0-0 4-3	

Inning Stats	R: 0	H: 2	E: 0	LOB: 2	K: 0	S: 4	P: 8	R: 0	H: 0	E: 0	LOB: 0	K: 1	BB: 0	S: 5	P: 5	R: 0	H: 0	E: 0	LOB: 1	K: 2	BB: 1	S: 7	P: 11	R: 0	H: 0	E: 0	LOB: 0	K: 0	BB: 0	S: 3	P: 3	R: 2	H: 3	E: 0	LOB: 2	K: 0	BB: 2	S: 5	P: 13	R: 0	H: 1	E: 0	LOB: 1	K: 0	BB: 0	S: 4	P: 4	R: 0	H: 1	E: 0	LOB: 2	K: 1	BB: 1	S: 6	P: 10	R: 0	H: 1	E: 0	LOB: 1	K: 1	BB: 0	S: 6	P: 6	R: 0	H: 1	E: 0	LOB: 1	K: 1	BB: 0	S: 6	P: 6	R: 0	H: 1	E: 0	LOB: 1	K: 1	BB: 0	S: 6	P: 6
--------------	------	------	------	--------	------	------	------	------	------	------	--------	------	-------	------	------	------	------	------	--------	------	-------	------	-------	------	------	------	--------	------	-------	------	------	------	------	------	--------	------	-------	------	-------	------	------	------	--------	------	-------	------	------	------	------	------	--------	------	-------	------	-------	------	------	------	--------	------	-------	------	------	------	------	------	--------	------	-------	------	------	------	------	------	--------	------	-------	------	------

PITCHER	IP	WLS	BF	H	R	ER	SO	BB	IBB	HBP	BLK	WP	HR	S	P	ERA	WHIP
Kevin Gross, R ERA: 4.34	(1, 1)		34	7	2	2	5	4	1	0	0	0	0	39	59	2.25	1.375
Don Carman, L ERA: 4.44	(9, 1)	W	6	2	0	0	1	0	0	0	0	0	0	8	8	0.00	1.500
Steve Bedrosian, R ERA: 3.67	(10, 1)	S	2	0	0	0	1	0	0	0	0	0	0	4	4	0.00	0.000




Batter	1	2	3	4	5	6	7	8	9	10	11	AB R H RBI BB SO LOB	TOP	
<b>Jeff Stone, L</b> (1, 7) <small>OBP: 0.321, SLG: 0.329</small> <b>Steve Bedrosian, R</b> (8, 1) <b>Randy Lerch, L</b> (10, PH) <small>(10, 1)</small> <b>Tom Hume, R</b> (11, 1)	 <small>4-0</small>		 <small>0-0</small>	 <small>0-3</small>		 <small>0-0</small>		 <small>0-3</small>		 <small>0-3</small>		4 1 1 0 1 2 2 0 0 0 0 0 0 0 1 0 0 0 0 1 0 0 0 0 0 0 0 0	<b>Philadelphia Phillies @ New York Mets</b> Shea Stadium, Flushing, NY Tue Jun 10 1986, 7:05 PM EDT Att. 27,472 - Unknown	
<b>Ron Roenicke, S</b> (1, 8) <small>OBP: 0.364, SLG: 0.364</small> <small>(8, 7)</small>	 <small>0-0</small>		 <small>1-3</small>	 <small>1-2</small>		 <small>0-0</small>		 <small>2-H</small>		 <small>0-0</small>		5 0 2 1 1 0 1		
<b>Juan Samuel, R</b> (1, 4) <small>OBP: 0.325, SLG: 0.423</small>	 <small>1-2</small>		 <small>1-2f, 3-H</small>	 <small>1-3, 2-H</small>			 <small>1-3</small>		 <small>2-3</small>		 <small>0-3</small>	6 1 3 2 0 1 2		
<b>Glenn Wilson, R</b> (1, 9) <small>OBP: 0.283, SLG: 0.340</small>	 <small>1-2, 2-3</small>		 <small>0-0</small>	 <small>0-0</small>			 <small>1-3</small>		 <small>0-0</small>		 <small>0-0</small>	6 0 1 0 0 0 5		
<b>Von Hayes, L</b> (1, 3) <small>OBP: 0.377, SLG: 0.426</small>	 <small>0-0</small>		 <small>1-2</small>			 <small>0-0</small>		 <small>3-H</small>		 <small>0-0</small>		 <small>0-0</small>		4 0 0 1 1 0 3
<b>John Russell, R</b> (1, 2) <small>OBP: 0.325, SLG: 0.429</small> <b>Don Carman, L</b> (7, 1) <b>Milt Thompson, L</b> (8, 8) <small>OBP: 0.238, SLG: 0.248</small>	 <small>0-3</small>		 <small>1-2, 2-3</small>			 <small>4-0</small>		 <small>0-3</small>		 <small>0-0</small>		3 0 0 0 1 2 6 0 0 0 0 0 0 0 1 0 0 0 0 0 0		
<b>Rick Schu, R</b> (1, 5) <small>OBP: 0.301, SLG: 0.360</small>		 <small>0-0</small>	 <small>0-0</small>			 <small>0-0</small>		 <small>0-0</small>		 <small>1-0</small>		4 0 0 0 0 0 5		
<b>Steve Jeltz, S</b> (1, 6) <small>OBP: 0.342, SLG: 0.266</small> <b>Greg Gross, L</b> (9, PH) <small>OBP: 0.450, SLG: 0.375</small> <b>Mike Schmidt, R</b> (9, PH) <small>OBP: 0.389, SLG: 0.530</small> <b>Tom Foley, L</b> (9, 6) <small>OBP: 0.545, SLG: 0.556</small>		 <small>0-3</small>		 <small>1-2f</small>		 <small>0-0</small>		 <small>4-0</small>		 <small>0-0</small>		2 1 0 0 2 1 1 0 0 0 0 0 0 0 1 0 0 0 0 0 2 0 0 0 0 0 0 0		
<b>Charles Hudson, S</b> (1, 1) <b>Kent Tekulve, R</b> (6, 1) <b>Darren Daulton, L</b> (7, 2) <small>OBP: 0.395, SLG: 0.469</small>		 <small>0-0</small>		 <small>1-2f</small>		 <small>0-0</small>		 <small>1-2</small>		 <small>0-0</small>		3 1 0 0 0 0 1 0 0 0 0 0 0 0 1 0 0 0 0 0 0		
<b>Inning Stats</b>	R: 0 H: 1 E: 1 LOB: 3 K: 1 BB: 1 S: 7 P: 11	R: 0 H: 0 E: 0 LOB: 0 K: 1 BB: 0 S: 5 P: 5	R: 1 H: 2 E: 0 LOB: 3 K: 0 BB: 1 S: 6 P: 10	R: 1 H: 1 E: 0 LOB: 2 K: 1 BB: 2 S: 6 P: 14	R: 0 H: 0 E: 0 LOB: 1 K: 0 BB: 1 S: 3 P: 7	R: 0 H: 0 E: 0 LOB: 0 K: 0 BB: 0 S: 3 P: 3	R: 1 H: 2 E: 0 LOB: 1 K: 1 BB: 0 S: 7 P: 7	R: 1 H: 1 E: 0 LOB: 1 K: 1 BB: 1 S: 6 P: 10	R: 0 H: 0 E: 1 LOB: 2 K: 0 BB: 0 S: 4 P: 5	R: 0 H: 0 E: 0 LOB: 0 K: 1 BB: 0 S: 5 P: 5	R: 0 H: 0 E: 0 LOB: 0 K: 1 BB: 0 S: 5 P: 5	1B: 7 SF: 1 2B: 0 SAC: 1 3B: 0 DP: 0 HR: 0 HBP: 1		WP: 1 PA: 50 PB: 0 SB: 2 CS: 0
<b>PITCHER</b> <b>Bob Ojeda, L</b> (1, 1) <small>ERA: 2.53</small> <b>Doug Sisk, R</b> (8, 1) <small>ERA: 1.69</small> <b>Jesse Orosco, L</b> (9, 1) <small>ERA: 1.78</small> <b>Roger McDowell, R</b> (10, 1) <small>ERA: 2.37</small>	IP WLS BF H R ER SO BB IBB HBP BLK WP HR S P ERA WHIP 7.2 0 38 7 4 4 5 6 0 0 0 0 0 0 42 66 4.70 1.696 1.0 0 5 0 0 0 0 0 0 0 1 0 1 0 4 5 0.00 0.000 0.1 0 1 0 0 0 0 0 0 0 0 0 0 0 1 1 0.00 0.000 2.0 W 6 0 0 0 0 2 0 0 0 0 0 0 0 10 10 0.00 0.000	<b>PITCHER</b> IP WLS BF H R ER SO BB IBB HBP BLK WP HR S P ERA WHIP 0 0 0 0 0 0 0 0 0 0 0 0 0 0 0 0 0.00 0.000 0 0 0 0 0 0 0 0 0 0 0 0 0 0 0 0 0.00 0.000 0 0 0 0 0 0 0 0 0 0 0 0 0 0 0 0 0.00 0.000												

AB	41
R	4
H	7
RBI	4
BB	6
SO	7
LOB	28







Batter	1	2	3	4	5	6	7	8	9	AB R H RBI BB SO LOB	TOP													
<b>Jeff Stone, L</b> (1, 7) OBP: 0.318, SLG: 0.316 <b>Luis Aguayo, R</b> (9, PH) OBP: 0.215, SLG: 0.278	0-0 F8		1-0 SH1-3 HBP	0-3 K			0-0 6-3		0-0 G5-3	3 0 0 0 0 1 2 1 0 0 0 0 0 2														
<b>Ron Roenicke, S</b> (1, 8) OBP: 0.374, SLG: 0.388	0-0 F9		0-0 SH1-3		0-0 2B		0-0 1B			3 0 2 1 0 0 0														
<b>Juan Samuel, R</b> (1, 4) OBP: 0.318, SLG: 0.413	0-3 K		0-3 K		0-3 K		0-0 1-3			4 0 0 0 0 3 4														
<b>Glenn Wilson, R</b> (1, 9) OBP: 0.282, SLG: 0.338		0-0 6-3		0-0 HR 1B	0-3 K			0-3 K		4 1 1 0 0 2 0														
<b>Von Hayes, L</b> (1, 3) OBP: 0.379, SLG: 0.442		0-0 3-1		0-0 HR		0-0 G5-3 4-1 1B		0-0 3-1		4 1 2 2 0 0 0														
<b>Darren Daulton, L</b> (1, 2) OBP: 0.391, SLG: 0.457		0-0 G3		4-0 FC1-5 E BB		0-0 4-1 1-2		0-0 F8		3 0 0 0 1 0 1														
<b>Rick Schu, R</b> (1, 5) OBP: 0.310, SLG: 0.363 <b>Greg Gross, L</b> (9, PH) OBP: 0.439, SLG: 0.364			0-0 HBP SH1-3 1B	0-0 E3 FC1-5 1-2		4-0 BB		0-0 F7	2 1 1 0 1 0 1 1 0 0 0 0 0 0		<b>AB</b> 32 <b>R</b> 3 <b>H</b> 8 <b>RBI</b> 3 <b>BB</b> 3 <b>SO</b> 7 <b>LOB</b> 18													
<b>Steve Jeltz, S</b> (1, 6) OBP: 0.345, SLG: 0.267			0-0 SH1-3 HBP 1B	0-0 FC1-5 1-2 2-3f		0-0 G5-3 2-3f		4-0 G5-3 1B BB	3 0 1 0 1 0 4															
<b>Steve Carlton, L</b> (1, 1) OBP: 0.226, SLG: 0.200 <b>Tom Hume, R</b> (4, 1) <b>Milt Thompson, L</b> (7, PH) OBP: 0.236, SLG: 0.247 <b>Kent Tekulve, R</b> (7, 1) <b>Mike Schmidt, R</b> (9, PH) OBP: 0.382, SLG: 0.533 <b>Charles Hudson, S</b> (9, PH)			0-3 K	0-0 F9			0-0 G3	0-0 1B	2 0 0 0 0 0 1 4 0 0 0 0 0 0 0 0 1 0 0 0 0 0 0 0 0 0 0 0 0 0 0 0 1 0 1 0 0 0 0 0 0 0 0 0 0 0 0 0															
<b>Inning Stats</b>	R: 0 E: 0 K: 1 S: 5	H: 0 LOB: 0 BB: 0 P: 5	R: 0 E: 0 K: 0 S: 3	H: 0 LOB: 0 BB: 0 P: 3	R: 1 E: 0 K: 2 S: 9	H: 2 LOB: 2 BB: 0 P: 10	R: 2 E: 1 K: 1 S: 8	H: 2 LOB: 2 BB: 1 P: 12	R: 0 E: 0 K: 2 S: 7	H: 1 LOB: 0 BB: 0 P: 7	R: 0 E: 0 K: 0 S: 3	H: 1 LOB: 1 BB: 1 P: 7	R: 0 E: 0 K: 0 S: 4	H: 1 LOB: 1 BB: 0 P: 4	R: 0 E: 0 K: 1 S: 5	H: 0 LOB: 0 BB: 0 P: 5	R: 0 E: 0 K: 0 S: 3	H: 1 LOB: 1 BB: 1 P: 7	1B: 6 2B: 1 3B: 0 HR: 1	SF: 0 SAC: 1 DP: 2 HBP: 1	WP: 0 PB: 0 SB: 0 CS: 0	PA: 37		
<b>PITCHER</b>	IP WLS BF H R ER SO BB IBB HBP BLK WP HR S P ERA WHIP																							
<b>Ron Darling, R</b> (1, 1) ERA: 3.93 <b>Randy Niemann, L</b> (7, 1) ERA: 3.71 <b>Roger McDowell, R</b> (7, 1) ERA: 2.29 <b>Jesse Orosco, L</b> (9, 1) ERA: 1.74	6.0 W 26 6 3 3 6 2 0 1 0 0 1 35 44 4.50 1.333	0.2 3 1 0 0 0 0 0 0 0 0 0 3 3 0.00 1.500	1.2 7 1 0 0 1 1 0 0 0 0 0 8 12 0.00 1.200	0.2 S 1 0 0 0 0 0 0 0 0 0 0 1 1 0.00 0.000																				

Philadelphia Phillies @ New York Mets  
 Shea Stadium, Flushing, NY  
 Wed Jun 11 1986, 7:05 PM EDT  
 Att: 27,830 - Unknown

livebaseballscorecards.com





Batter	1	2	3	4	5	6	7	8	9	AB R H RBI BB SO LOB	TOP	
<b>Tim Raines, S</b> (1, 7) <small>OBP: 0.412, SLG: 0.514</small>	0-3 		0-0 		0-0  1B			0-0 		4 1 2 1 0 1 0	<b>Montreal Expos @ Philadelphia Phillies</b> Veterans Stadium, Philadelphia, PA Fri Jun 13 1986, 7:05 PM EDT Att. 24,491 - Unknown	
<b>Mitch Webster, S</b> (1, 8) <small>OBP: 0.350, SLG: 0.392</small> (7, 9)	0-0 			0-0 	0-0  1-2			0-0  1B		4 0 1 0 0 0 1		
<b>Andres Galarraga, R</b> (1, 3) <small>OBP: 0.346, SLG: 0.453</small>	0-0 			0-3 		4-0  G1-6-3		0-0  1-2		3 0 0 0 1 1 1		
<b>Hubie Brooks, R</b> (1, 6) <small>OBP: 0.385, SLG: 0.641</small>		0-0 		0-0  1B		0-0  1-2f		0-3 		4 0 1 0 0 1 1		
<b>Tim Wallach, R</b> (1, 5) <small>OBP: 0.344, SLG: 0.505</small>		0-0  1B		0-0  1-2 1B		4-0 		0-3 		3 0 2 0 1 1 0		
<b>Jim Wohlford, R</b> (1, 9) <small>OBP: 0.227, SLG: 0.268</small> <b>Herm Winningham, L</b> (7, 8) <small>OBP: 0.306, SLG: 0.384</small>		0-0  1-2		4-0  1-2 2-3 BB		0-0 		0-0 		2 0 0 0 1 0 2 1 0 0 0 0 0 0		
<b>Vance Law, R</b> (1, 4) <small>OBP: 0.293, SLG: 0.308</small> <b>Tim Burke, R</b> (9, 1)		0-0 		0-3 			0-0 	4-0 		3 0 0 0 1 1 4 0 0 0 0 0 0 0		
<b>Mike Fitzgerald, R</b> (1, 2) <small>OBP: 0.325, SLG: 0.390</small>			0-0 		0-0 		0-0 	0-0 		4 0 0 0 0 0 1		
<b>Floyd Youmans, R</b> (1, 1) <small>OBP: 0.179, SLG: 0.200</small> <b>Al Newman, S</b> (9, 4) <small>OBP: 0.347, SLG: 0.280</small>			0-0 		0-0 		0-0 			3 0 0 0 0 0 0 0 0 0 0 0 0 0		
<b>Inning Stats</b>	R: 0 H: 0 E: 0 LOB: 0 K: 1 BB: 0 S: 5 P: 5	R: 0 H: 1 E: 0 LOB: 1 K: 0 BB: 0 S: 4 P: 4	R: 0 H: 0 E: 0 LOB: 0 K: 0 BB: 0 S: 3 P: 3	R: 0 H: 2 E: 0 LOB: 3 K: 2 BB: 1 S: 9 P: 13	R: 0 H: 1 E: 0 LOB: 1 K: 0 BB: 0 S: 4 P: 4	R: 0 H: 0 E: 0 LOB: 1 K: 0 BB: 2 S: 2 P: 10	R: 0 H: 0 E: 0 LOB: 0 K: 0 BB: 0 S: 3 P: 3	R: 1 H: 2 E: 0 LOB: 0 K: 1 BB: 0 S: 6 P: 6	R: 0 H: 0 E: 0 LOB: 1 K: 1 BB: 1 S: 5 P: 9	1B: 5 SF: 0 2B: 0 SAC: 0 3B: 0 DP: 1 HR: 1 HBP: 0		WP: 0 PA: 35 PB: 0 SB: 2 CS: 1
<b>PITCHER</b> <b>Shane Rawley, L</b> (1, 1) <small>ERA: 2.82</small>	IP WLS BF H R ER SO BB IBB HBP BLK WP HR S P ERA WHIP 9.0 W 35 6 1 1 5 4 0 0 0 0 1 41 57 1.00 1.111											<b>PITCHER</b> IP WLS BF H R ER SO BB IBB HBP BLK WP HR S P ERA WHIP

livebaseballscorecards.com

<b>AB</b>	<b>31</b>
<b>R</b>	<b>1</b>
<b>H</b>	<b>6</b>
<b>RBI</b>	<b>1</b>
<b>BB</b>	<b>4</b>
<b>SO</b>	<b>5</b>
<b>LOB</b>	<b>10</b>



Batter	1	2	3	4	5	6	7	8	9	AB R H RBI BB SO LOB
<b>Jeff Stone, L</b> (1, 7) OBP: 0.303, SLG: 0.300 <b>Steve Jeltz, S</b> (8, 6) OBP: 0.349, SLG: 0.272	0-3 K ①		0-3 K ③			0-0 G3 ①	0-0 4-3 ③		0-0 1B	4 0 0 0 0 2 2 1 0 1 1 0 0 0
<b>Ron Roenicke, S</b> (1, 8) OBP: 0.379, SLG: 0.410 (8, 7)	0-3 K ②			4-0 BB		0-0 3B		0-0 F9 ①		3 0 1 0 0 1 1 0
<b>Juan Samuel, R</b> (1, 4) OBP: 0.316, SLG: 0.409	0-0 1B			0-3 K ①		0-3 ②		0-0 F8 ②		4 0 1 0 0 0 2 2
<b>Mike Schmidt, R</b> (1, 5) OBP: 0.389, SLG: 0.527 <b>Rick Schu, R</b> (8, PR) OBP: 0.310, SLG: 0.363 (9, 5)	0-3 K ③			0-0 F9 ②		0-3 K ③		0-0 1B		4 0 1 0 0 0 2 3 0 0 0 0 0 0 0 0
<b>Von Hayes, L</b> (1, 3) OBP: 0.377, SLG: 0.438		0-3 K ①		0-3 K ③			0-0 1B FC3	0-0 F8 ③		4 1 1 0 0 0 2 2
<b>Glenn Wilson, R</b> (1, 9) OBP: 0.286, SLG: 0.346		0-0 6-3 ②			0-0 6-3 ①		0-0 SH2-4 FC3 1B		0-0 BB 1B 2B	4 1 2 0 0 0 0 0
<b>Darren Daulton, L</b> (1, 2) OBP: 0.381, SLG: 0.442		0-0 F8 ③			0-3 K ②		0-0 F7 ①		0-3 K ①	4 0 0 0 0 0 2 3
<b>Tom Foley, L</b> (1, 6) OBP: 0.520, SLG: 0.500 <b>Milt Thompson, L</b> (8, 8) OBP: 0.241, SLG: 0.247			0-0 F8 ①		4-0 BB FC4-6		0-0 FC3 SH2-4		4-0 1B BB IBB	2 0 0 1 1 0 1 0 0 0 0 0 1 0 0
<b>Shane Rawley, R</b> (1, 1) OBP: 0.176, SLG: 0.152 <b>Greg Gross, L</b> (9, PH) OBP: 0.452, SLG: 0.364			0-3 K ②		0-0 FC4-6 ③		0-0 SH2-4 ②		4-0 1B BB	2 0 0 0 0 0 1 1 0 0 0 0 0 1 0 0

Inning Stats	R: 0 E: 0 K: 3 S: 10	H: 1 LOB: 1 BB: 0 P: 10	R: 0 E: 0 K: 1 S: 5	H: 0 LOB: 0 BB: 0 P: 5	R: 0 E: 0 K: 2 S: 7	H: 0 LOB: 0 BB: 0 P: 7	R: 0 E: 0 K: 2 S: 7	H: 0 LOB: 1 BB: 1 P: 11	R: 0 E: 0 K: 1 S: 5	H: 0 LOB: 1 BB: 1 P: 9	R: 0 E: 0 K: 2 S: 8	H: 1 LOB: 1 BB: 0 P: 8	R: 1 E: 0 K: 0 S: 6	H: 2 LOB: 2 BB: 0 P: 6	R: 0 E: 0 K: 0 S: 4	H: 1 LOB: 1 BB: 0 P: 4	R: 1 E: 0 K: 1 S: 5	H: 2 LOB: 3 BB: 2 P: 13	1B: 5 2B: 1 3B: 1 HR: 0	SF: 0 SAC: 1 DP: 0 HBP: 0
--------------	-------------------------------	----------------------------------	------------------------------	---------------------------------	------------------------------	---------------------------------	------------------------------	----------------------------------	------------------------------	---------------------------------	------------------------------	---------------------------------	------------------------------	---------------------------------	------------------------------	---------------------------------	------------------------------	----------------------------------	----------------------------------	------------------------------------

PITCHER	IP	WLS	BF	H	R	ER	SO	BB	IBB	HBP	BLK	WP	HR	S	P	ERA	WHIP
<b>Floyd Youmans, R</b> (1, 1) ERA: 4.66	8.0		32	5	1	1	11	2	0	0	0	0	0	52	60	1.12	0.875
<b>Tim Burke, R</b> (9, 1) ERA: 2.17	0.1	L	5	2	1	1	1	1	1	0	0	0	0	5	13	27.00	9.000

**BOTTOM**

**Montreal Expos @ Philadelphia Phillies**  
 Veterans Stadium, Philadelphia, PA

Fri Jun 13 1986, 7:05 PM EDT  
 Att. 24,491 - Unknown

livebaseballscorecards.com

<b>AB</b>	<b>32</b>
<b>R</b>	<b>2</b>
<b>H</b>	<b>7</b>
<b>RBI</b>	<b>2</b>
<b>BB</b>	<b>4</b>
<b>SO</b>	<b>12</b>
<b>LOB</b>	<b>14</b>



<b>WP: 0</b>	<b>PA: 37</b>
<b>PB: 0</b>	
<b>SB: 1</b>	
<b>CS: 0</b>	



Batter	1	2	3	4	5	6	7	8	9	AB R H RBI BB SO LOB	TOP																									
Herm Winningham, L (1, 8) OBP: 0.313, SLG: 0.398 Jim Wohlford, R (8, PH) OBP: 0.222, SLG: 0.262 (8, 9)	0-0 F7		0-0 CS 1B		0-0 2B	0-0 F6		0-3 K		4 0 2 0 0 0 1 1 0 0 0 0 1 1																										
Mitch Webster, S (1, 9) OBP: 0.347, SLG: 0.387 (8, 8)	0-0 F9		0-0 CS 1-2	0-0 1B E 1B	0-0 F7		0-0 F8		0-0 F7	5 1 1 0 0 0 2																										
Tim Raines, S (1, 7) OBP: 0.416, SLG: 0.514	4-0 S BB			0-0 F8	0-0 F7		0-0 1B SF9 1B		0-0 S 1B	4 1 2 0 1 0 3																										
Hubie Brooks, R (1, 6) OBP: 0.390, SLG: 0.640	0-3 K 1-2			0-0 E9 1B 1-H		0-0 BB 1B	0-0 1B	0-3 K 1-2	0-3 K 1-2	5 1 3 0 0 2 2																										
Tim Wallach, R (1, 5) OBP: 0.345, SLG: 0.500		0-0 F8		4-0 BB		4-0 1B 2B BB	0-0 SF9		0-0 F9	2 1 0 1 2 0 1																										
Andres Galarraga, R (1, 3) OBP: 0.339, SLG: 0.442		0-0 F6		0-3 K		0-0 F4	0-0 4-3			4 0 0 0 0 1 5																										
Vance Law, R (1, 4) OBP: 0.297, SLG: 0.324		0-3 K		0-0 F8		0-0 2B 1B 1-3 2-H		0-0 4-3 3B		4 2 2 1 0 1 2																										
Mike Fitzgerald, R (1, 2) OBP: 0.331, SLG: 0.404			0-0 CS 1B		0-0 6-3	0-0 CS 2B		0-0 4-3		4 0 2 3 0 0 0																										
Bryn Smith, R Dan Schatzeder, L Casey Candaele, S Bert Roberge, R Bob McClure, R Wayne Krenchicki, L Al Newman, S Tim Burke, R			0-3 K 1-2		4-0 2B BB	4-0 S BB		0-0 CS 1B		0 0 0 0 0 0 0 1 0 0 0 0 2 1 1 0 0 0 0 0 0 0 0 0 0 0 0 0 0 0 0 1 0 0 1 0																										
<b>Inning Stats</b>	R: 0 E: 0 K: 1 S: 5	H: 0 LOB: 1 BB: 1 P: 9	R: 0 E: 0 K: 1 S: 5	H: 0 LOB: 0 BB: 0 P: 5	R: 0 E: 0 K: 1 S: 5	H: 2 LOB: 0 BB: 0 P: 5	R: 1 E: 1 K: 1 S: 7	H: 2 LOB: 2 BB: 1 P: 11	R: 0 E: 0 K: 0 S: 4	H: 1 LOB: 2 BB: 1 P: 8	R: 3 E: 0 K: 0 S: 5	H: 3 LOB: 2 BB: 2 P: 13	R: 1 E: 0 K: 0 S: 5	H: 2 LOB: 1 BB: 0 P: 5	R: 1 E: 0 K: 1 S: 6	H: 2 LOB: 1 BB: 0 P: 6	R: 0 E: 0 K: 1 S: 6	H: 1 LOB: 1 BB: 0 P: 6	1B: 10 2B: 3 3B: 1 HR: 0	SF: 1 SAC: 0 DP: 1 HBP: 0	WP: 0 PB: 0 SB: 3 CS: 3	PA: 42														
<b>PITCHER</b>	IP WLS BF H R ER SO BB IBB HBP BLK WP HR S P ERA WHIP																																			
Kevin Gross, R (1, 1) ERA: 4.37	5.2		8	4	3	4	5	0	0	0	0	0	0	30	50	4.76	2.294																			
Randy Lerch, L (6, 1) ERA: 16.2	0.1	W	1	0	0	0	0	0	0	0	0	0	0	1	1	0.00	0.000																			
Kent Tekulve, R (7, 1) ERA: 3.06	1.1		8	4	2	2	0	0	0	0	0	0	0	8	8	13.50	3.000																			
Don Carman, L (8, 1) ERA: 4.08	1.0		3	1	0	0	1	0	0	0	0	0	0	5	5	0.00	1.000																			
Steve Bedrosian, R (9, 1) ERA: 3.68	0.2	S	2	0	0	0	1	0	0	0	0	0	0	4	4	0.00	0.000																			

**Montreal Expos @ Philadelphia Phillies**  
**Veterans Stadium, Philadelphia, PA**  
 Sat Jun 14 1986, 7:05 PM EDT  
 Att: 25,769 - Unknown

livebaseballscorecards.com

AB	35
R	6
H	13
RBI	5
BB	5
SO	6
LOB	18



Batter	1	2	3	4	5	6	7	8	9
<b>Greg Gross, L</b> OBP: 0.447, SLG: 0.368 (1, 7) X	0-0 4-3 X	0-0 BB 1B 1B 1-3 2-H		0-3 K X		0-0 1B 1B 1-3 2-H		0-0 3-1 X	
<b>Ron Roenicke, S</b> OBP: 0.380, SLG: 0.409 (1, 8) X	0-0 4-3 X	0-0 BB 1B 1-2 3-H		0-3 K X		0-0 G6-4-3 1B X		0-3 K X	
<b>Juan Samuel, R</b> OBP: 0.320, SLG: 0.413 (1, 4) X	0-0 2B 1-2 2-3	4-0 FC5-4 BB		0-3 K X		0-0 G6-4-3 1-2f X			
<b>Mike Schmidt, R</b> OBP: 0.387, SLG: 0.521 (1, 5) X		K FC5-4		0-0 F9 X		0-0 F9 1B 1B			
<b>Von Hayes, L</b> OBP: 0.379, SLG: 0.440 (1, 3) X		0-0 WP S 1B	0-0 L3 X		0-0 6-3 X		0-0 FC6-4 1B		
<b>Glenn Wilson, R</b> OBP: 0.289, SLG: 0.351 (1, 9) X		4-0 1B SF7 BB	0-0 6-3 X		0-0 1B 2B		0-0 F9		
<b>Darren Daulton, L</b> OBP: 0.390, SLG: 0.452 (1, 2) X		0-0 1B 1B 1-3 2-H	0-0 CS 1B		0-0 FC4-6 1B 2-H		0-3 K		
<b>Tom Foley, L</b> OBP: 0.500, SLG: 0.500 (1, 6) X		0-0 SF7	0-0 CS	0-0 SH1-4 1B		0-0 FC4-6 BLK 1B 1-2f		0-0 FC6-4 1-2f	
<b>Steve Jeltz, S</b> OBP: 0.347, SLG: 0.270 (7, PH) (8, 6) X		0-0 SF7	0-0 CS	0-0 SH1-4 1B		0-0 FC4-6 BLK 1B 1-2f		0-0 FC6-4 1-2f	
<b>Kevin Gross, R</b> OBP: 0.194, SLG: 0.233 (1, 1) X		0-0 1B 1B 1-2		0-0 SH1-4 1B		0-0 1B BLK 1B 1-2		0-0 4-3 X	
<b>Randy Lerch, L</b> OBP: 0.311, SLG: 0.309 (6, PH) (7, 1) X		0-0 1B 1B 1-2		0-0 SH1-4 1B		0-0 1B BLK 1B 1-2		0-0 4-3 X	
<b>Jeff Stone, L</b> OBP: 0.311, SLG: 0.309 (6, PH) (7, 1) X		0-0 1B 1B 1-2		0-0 SH1-4 1B		0-0 1B BLK 1B 1-2		0-0 4-3 X	
<b>Kent Tekulve, R</b> OBP: 0.311, SLG: 0.309 (6, PH) (7, 1) X		0-0 1B 1B 1-2		0-0 SH1-4 1B		0-0 1B BLK 1B 1-2		0-0 4-3 X	
<b>Don Carman, L</b> OBP: 0.311, SLG: 0.309 (6, PH) (7, 1) X		0-0 1B 1B 1-2		0-0 SH1-4 1B		0-0 1B BLK 1B 1-2		0-0 4-3 X	
<b>Steve Bedrosian, R</b> OBP: 0.311, SLG: 0.309 (6, PH) (7, 1) X		0-0 1B 1B 1-2		0-0 SH1-4 1B		0-0 1B BLK 1B 1-2		0-0 4-3 X	

AB	R	H	RBI	BB	SO	LOB
5	0	2	2	0	1	1
5	0	2	2	0	2	1
3	0	1	0	1	1	2
4	0	1	0	0	1	3
4	1	2	0	0	0	0
3	2	1	0	1	0	2
4	1	3	2	0	1	2
2	1	1	1	0	0	1
1	0	0	0	0	0	2
1	1	1	0	0	0	0
0	0	0	0	0	0	0
1	1	1	0	0	0	0
0	0	0	0	0	0	0
0	0	0	0	0	0	0
0	0	0	0	0	0	0
0	0	0	0	0	0	0
1B: 13	SF: 1	WP: 1	PA: 39			
2B: 2	SAC: 1	PB: 0				
3B: 0	DP: 1	SB: 1				
HR: 0	HBP: 0	CS: 1				

**BOTTOM**

**Montreal Expos @ Philadelphia Phillies**  
**Veterans Stadium, Philadelphia, PA**  
 Sat Jun 14 1986, 7:05 PM EDT  
 Att. 25,769 - Unknown

AB	34
R	7
H	15
RBI	7
BB	2
SO	6
LOB	14



Inning Stats	R	H	E	K	S	H	LOB	BB	P	R	H	E	K	S	H	LOB	BB	P	ERA	WHIP
<b>Bryn Smith, R</b> ERA: 3.97 (1, 1)	0	1	0	3	10	1	3	0	3	0	0	0	0	0	0	0	0	0	18.00	4.000
<b>Dan Schatzeder, L</b> ERA: 2.61 (3, 1)	0	1	0	3	10	3	0	0	3	0	0	0	0	0	0	0	0	0	0.00	0.667
<b>Bert Roberge, R</b> ERA: 7.43 (6, 1)	0	1	0	3	10	3	0	0	3	0	0	0	0	0	0	0	0	0	81.00	12.000
<b>Bob McClure, L</b> ERA: 3.5 (6, 1)	0	1	0	3	10	3	0	0	3	0	0	0	0	0	0	0	0	0	0.00	1.800
<b>Tim Burke, R</b> ERA: 2.13 (8, 1)	0	1	0	3	10	3	0	0	3	0	0	0	0	0	0	0	0	0	0.00	0.000

PITCHER	IP	WLS	BF	H	R	ER	SO	BB	IBB	HBP	BLK	WP	HR	S	P	ERA	WHIP
<b>Bryn Smith, R</b> ERA: 3.97 (1, 1)	2.0		13	6	4	4	1	2	0	0	0	1	0	13	21	18.00	4.000
<b>Dan Schatzeder, L</b> ERA: 2.61 (3, 1)	3.0		10	2	0	0	3	0	0	0	0	0	0	16	16	0.00	0.667
<b>Bert Roberge, R</b> ERA: 7.43 (6, 1)	0.1	L	5	4	3	3	0	0	0	0	1	0	0	5	5	81.00	12.000
<b>Bob McClure, L</b> ERA: 3.5 (6, 1)	1.2		7	3	0	0	1	0	0	0	0	0	0	9	9	0.00	1.800
<b>Tim Burke, R</b> ERA: 2.13 (8, 1)	1.0		3	0	0	0	1	0	0	0	0	0	0	5	5	0.00	0.000



Batter	1	2	3	4	5	6	7	8	9	AB R H RBI BB SO LOB	TOP
Al Newman, S (1, 4) OBP: 0.333, SLG: 0.267	0-0 F6		0-0 4-3			0-0 B1		0-0 2-3		4 0 0 0 0 0 1	
Mitch Webster, S (1, 9) OBP: 0.345, SLG: 0.381	4-0 BB G6-4-3 BB			0-0 B4-3		0-0 F8		0-0 F9		3 0 0 0 1 0 1	
Tim Raines, S (1, 7) OBP: 0.409, SLG: 0.504	0-0 G6-4-3 1-2f			0-3 K		0-0 F8			0-0 F3	4 0 0 0 0 1 1	
Hubie Brooks, R (1, 6) OBP: 0.388, SLG: 0.642		0-0 L9		0-0 6-3		0-0 F2			0-0 S 3B	4 1 1 0 0 0 0	
Tim Wallach, R (1, 5) OBP: 0.343, SLG: 0.493		0-0 F6			0-0 6-3		0-3 K		4-0 S IBB	3 0 0 0 1 1 0	
Wayne Krenchicki, L (1, 3) OBP: 0.293, SLG: 0.453		0-0 L8			0-0 1B 1B		0-0 1B		0-3 K	3 0 2 0 0 0 0 0 0 0 0 0 0 0 1 0 0 0 0 1 2	
Bob McClure, R (7, 1)											
Jeff Reardon, R (8, 1)											
Herm Winningham, L (1, 8) OBP: 0.311, SLG: 0.421			0-0 HR		0-0 F7		0-0 F9		0-0 G3	4 1 1 1 0 0 3	
Mike Fitzgerald, R (1, 2) OBP: 0.339, SLG: 0.420			0-0 F8		0-0 1-2 1B				1-2 3-H	3 0 2 0 0 0 0	
Andy McGaffigan, R (1, 1)			0-3 K		0-3 K						
Andres Galarraga, R (7, 3) OBP: 0.337, SLG: 0.440							0-3 K			2 0 0 0 0 2 2 1 0 0 0 0 1 1	
<b>Inning Stats</b>	R: 0 E: 0 K: 0 S: 2 H: 0 LOB: 0 BB: 1 P: 6	R: 0 E: 0 K: 0 S: 3 H: 0 LOB: 0 BB: 0 P: 3	R: 1 E: 0 K: 1 S: 6 H: 1 LOB: 0 BB: 0 P: 6	R: 0 E: 0 K: 1 S: 5 H: 0 LOB: 0 BB: 0 P: 5	R: 0 E: 0 K: 1 S: 7 H: 2 LOB: 2 BB: 0 P: 7	R: 0 E: 0 K: 0 S: 3 H: 0 LOB: 0 BB: 0 P: 3	R: 0 E: 0 K: 1 S: 6 H: 1 LOB: 1 BB: 0 P: 6	R: 0 E: 0 K: 1 S: 6 H: 1 LOB: 1 BB: 0 P: 6	R: 1 E: 0 K: 1 S: 6 H: 1 LOB: 1 BB: 1 P: 10	1B: 3 2B: 1 3B: 1 HR: 1 SF: 0 SAC: 0 DP: 1 HBP: 0	WP: 0 PB: 0 SB: 2 CS: 0 PA: 34
<b>PITCHER</b> Charles Hudson, R (1, 1) ERA: 3.52	IP: 8.0 WLS: L BF: 29 H: 5 R: 1 ER: 1 SO: 5 BB: 1 IBB: 0 HBP: 0 BLK: 0 WP: 0 HR: 1 S: 38 P: 42 ERA: 1.12 WHIP: 0.750										
Don Carman, L (9, 1) ERA: 4.25	IP: 1.0 WLS: BF: 5 H: 1 R: 1 ER: 1 SO: 1 BB: 0 IBB: 1 HBP: 0 BLK: 0 WP: 0 HR: 0 S: 6 P: 10 ERA: 9.00 WHIP: 1.000										

**Montreal Expos @ Philadelphia Phillies**  
 Veterans Stadium, Philadelphia, PA  
 Sun Jun 15 1986, 3:33 AM EDT  
 Att. 30,242 - Unknown

AB	32
R	2
H	6
RBI	1
BB	2
SO	6
LOB	11



Batter	1	2	3	4	5	6	7	8	9	AB R H RBI BB SO LOB
Milt Thompson, L (1, 8) OBP: 0.235, SLG: 0.240	0-0 4-3		0-3 K			0-0 F5			0-0 B2	4 0 0 0 0 1 2
Ron Roenicke, S (1, 7) OBP: 0.375, SLG: 0.402	0-0 F5			0-3 K		0-0 G6-4-3 1B			0-0 F9	4 0 1 0 0 1 0
Juan Samuel, R (1, 4) OBP: 0.314, SLG: 0.404	0-3 K			0-3 K		0-0 G6-4-3 1-2f			0-0 4-3	4 0 0 0 0 2 1
Mike Schmidt, R (1, 5) OBP: 0.390, SLG: 0.526		4-0 G4-6-3 BB		0-0 2B			0-0 L8			2 0 1 0 1 0 0
Von Hayes, L (1, 3) OBP: 0.374, SLG: 0.433		0-0 G4-6-3 1-2f		0-3 K			0-0 4-3			3 0 0 0 0 1 2
Glenn Wilson, R (1, 9) OBP: 0.286, SLG: 0.346		0-3 K			0-0 F3		0-0 F4			3 0 0 0 0 1 0
Darren Daulton, L (1, 2) OBP: 0.398, SLG: 0.464			0-0 1B K 2B		4-0 BB BB			0-3 K		1 0 1 0 1 0 0
Rick Schu, R (8, PH) OBP: 0.310, SLG: 0.363						0-0 BB BB				0 0 0 0 0 0 0
Jeff Stone, L (8, PH) OBP: 0.308, SLG: 0.305						0-0 BB BB				1 0 0 0 0 1 0
John Russell, R (9, 2) OBP: 0.325, SLG: 0.429						0-0 BB BB				0 0 0 0 0 0 0
Steve Jeltz, S (1, 6) OBP: 0.348, SLG: 0.273			0-0 2-3 1B		0-0 F7			0-0 G3		2 0 1 0 0 0 1
Tom Foley, L (8, PH) OBP: 0.483, SLG: 0.478					0-0 F3					1 0 0 0 0 0 0
Charles Hudson, S (1, 1) OBP: 0.438, SLG: 0.359			0-0 L6		0-3 K			0-0 4-3		2 0 0 0 0 1 3
Greg Gross, L (8, PH) OBP: 0.438, SLG: 0.359										1 0 0 0 0 0 0
Don Carman, L (9, 1)										0 0 0 0 0 0 0

Inning Stats	R: 0	H: 0	E: 0	K: 1	S: 5	R: 0	H: 0	E: 0	K: 1	S: 4	R: 0	H: 2	E: 0	K: 1	S: 6	R: 0	H: 1	E: 0	K: 3	S: 10	R: 0	H: 0	E: 0	K: 1	S: 5	R: 0	H: 1	E: 0	K: 0	S: 3	R: 0	H: 0	E: 0	K: 0	S: 3	R: 0	H: 0	E: 0	K: 1	S: 5	R: 0	H: 0	E: 0	K: 0	S: 3	R: 0	H: 0	E: 0	K: 1	S: 5	R: 0	H: 0	E: 0	K: 0	S: 3	
	0	0	0	1	5	0	0	0	1	4	0	2	0	1	6	0	1	0	3	10	0	0	0	0	1	5	0	1	0	0	3	0	0	0	0	3	0	0	0	0	5	0	0	0	0	5	0	0	0	0	3	0	0	0	0	3

PITCHER	IP	WLS	BF	H	R	ER	SO	BB	IBB	HBP	BLK	WP	HR	S	P	ERA	WHIP
Andy McGaffigan, R (1, 1) ERA: 3.2	6.1	W	22	4	0	0	7	2	0	0	0	0	0	34	42	0.00	0.947
Bob McClure, L (7, 1) ERA: 3.38	0.2		2	0	0	0	0	0	0	0	0	0	0	2	2	0.00	0.000
Jeff Reardon, R (8, 1) ERA: 2.58	2.0	S	6	0	0	0	1	0	0	0	0	0	0	8	8	0.00	0.000

**BOTTOM**

**Montreal Expos @ Philadelphia Phillies**  
Veterans Stadium, Philadelphia, PA

Sun Jun 15 1986, 3:33 AM EDT  
Att. 30,242 - Unknown

AB	R	H	RBI	BB	SO	LOB
28	0	4	0	2	8	9

WP: 0 PA: 30  
PB: 0 SB: 0  
CS: 0



1B	2B	3B	HR	SF	SAC	DP	HBP
2	2	0	0	0	2	0	0



Batter	1	2	3	4	5	6	7	8	9	AB R H RBI BB SO LOB	TOP		
Ron Roenicke, S OBP: 0.394, SLG: 0.427 (1, 8) X	0-0 FC6-5 2B		4-0 FC6-2 SH1-3 1-2 BB		0-0 1-3 1B		0-0 6-3	0-0 1-2 1B		4 1 3 0 1 0 0			
Rick Schu, R OBP: 0.308, SLG: 0.359 (1, 5) X	0-0 FC6-5 HBP 2-3		0-0 SH1-3 1-2 2-3		0-0 1-3		0-0 1B 1B	0-0 L7		4 1 1 0 0 0 4			
Juan Samuel, R OBP: 0.321, SLG: 0.406 (1, 4) H	1-0 G5-4-3 HBP		0-0 FC6-2 2-3 3-H		0-0 S 1B		0-0 BLK 4-3 1B	0-0 F8 2-3		4 1 2 1 0 0 4			
Mike Schmidt, R OBP: 0.386, SLG: 0.518 Don Carman, L (8, 1)	0-0 G5-4-3 1-2f		0-0 6-3		0-0 5-3 1-2		0-0 4-3 E 1B	0-3 K		5 1 1 1 0 1 7 0 0 0 0 0 0 0			
Von Hayes, L OBP: 0.383, SLG: 0.437 (8, 3)		0-0 1-3 1B		4-0 1B FC4-6 BB		4-0 BB		0-0 4-3 1-3 2-H	0-0 G6-3 1B	3 1 2 1 2 0 1			
Glenn Wilson, R OBP: 0.284, SLG: 0.342 (1, 9)		0-0 1-3		0-0 FC4-6 1-3 8-2 1B		0-3 K		0-0 E5 WP	0-0 G6-3 1-2f	5 0 1 0 0 1 4			
John Russell, R OBP: 0.325, SLG: 0.417 Darren Daulton, L (7, PH) (7, 2)		0-0 L8		1-0 FC4-6 1-2 HBP		0-3 K		4-0 2-3 BB	0-0 F8	2 0 0 0 0 1 1 1 0 0 0 1 0 0			
Steve Jeltz, S OBP: 0.343, SLG: 0.268 Tom Foley, L OBP: 0.467, SLG: 0.458 (7, 6) (7, 6)		0-0 6-3		0-0 FC4-6 1-2f 2-3 3-H		0-0 1-3		0-0 F8		3 0 0 1 0 0 3 1 0 0 0 0 0 2			
Steve Carlton, L OBP: 0.212, SLG: 0.188 Tom Hume, R Jeff Stone, L Kent Tekulve, R Greg Gross, L (8, 7) (8, 7)			0-0 SH1-3 FC6-2 BB		0-0 8-2 3-Hf		0-0 F8	4-0 F8 1B BB		2 0 0 0 0 0 2 0 0 0 0 0 0 0 1 0 0 0 0 0 0 0 0 0 0 0 0 0 0 0 0 0 1 0 0			
Inning Stats	R: 0 H: 1 E: 0 LOB: 1 K: 0 BB: 0 S: 3 P: 4	R: 0 H: 1 E: 0 LOB: 1 K: 0 BB: 0 S: 4 P: 4	R: 0 H: 0 E: 1 LOB: 2 K: 0 BB: 1 S: 4 P: 8	R: 1 H: 1 E: 0 LOB: 1 K: 0 BB: 1 S: 3 P: 8	R: 1 H: 2 E: 0 LOB: 2 K: 1 BB: 1 S: 7 P: 11	R: 0 H: 0 E: 0 LOB: 0 K: 1 BB: 0 S: 5 P: 5	R: 3 H: 3 E: 1 LOB: 2 K: 0 BB: 1 S: 7 P: 11	R: 0 H: 1 E: 0 LOB: 2 K: 1 BB: 1 S: 6 P: 10	R: 0 H: 1 E: 0 LOB: 0 K: 0 BB: 0 S: 3 P: 3	1B: 9 SF: 0 2B: 2 SAC: 1 3B: 0 DP: 3 HR: 0 HBP: 2	WP: 1 PA: 43 PB: 0 SB: 2 CS: 0		
PITCHER	IP WLS BF H R ER SO BB IBB HBP BLK WP HR S P ERA WHIP											PITCHER	IP WLS BF H R ER SO BB IBB HBP BLK WP HR S P ERA WHIP
Jamie Moyer, L ERA: 5.68 (1, 1)	6.1 W 31 8 5 4 2 3 0 2 0 0 0 30 44 5.68 1.737												
Jay Baller, R ERA: 4.13 (7, 1)	1.0 7 1 0 0 0 2 0 0 1 1 0 5 13 0.00 3.000												
Lee Smith, R ERA: 2.91 (8, 1)	1.2 S 5 1 0 0 1 0 0 0 0 0 0 7 7 0.00 0.600												

Philadelphia Phillies @ Chicago Cubs  
Wrigley Field, Chicago, IL  
Mon Jun 16 1986, 3:33 AM CDT  
Att: 20,614 - Unknown

livebaseballscorecards.com

AB 35  
R 5  
H 10  
RBI 4  
BB 5  
SO 3  
LOB 28



Batter	1	2	3	4	5	6	7	8	9	AB	R	H	RBI	BB	SO	LOB
Davey Lopes, R OBP: 0.416, SLG: 0.455 (1, 5)	L7		G6-3 BB	2B BB		23 1B BB		F8		2	1	0	1	3	0	0
Shawon Dunston, R OBP: 0.323, SLG: 0.456 (1, 6)	F9		K	2B		1-3		K		5	0	1	2	0	2	2
23 Ryne Sandberg, R OBP: 0.337, SLG: 0.447 (1, 4)	1B E 1B		G6-3	F5		1B				4	0	2	1	0	0	3
Keith Moreland, R OBP: 0.332, SLG: 0.383 (1, 9)	E6 1B			2B 1B	HR 1B	F8				4	2	2	0	0	0	2
Gary Matthews, R OBP: 0.374, SLG: 0.403 (1, 7)				1B	K	4-3				4	0	2	0	0	1	2
Jay Baller, R (7, 1)				1B						0	0	0	0	0	0	0
Jody Davis, R OBP: 0.303, SLG: 0.440 (8, 2)	1B			1B						0	0	0	0	0	0	0
Leon Durham, L OBP: 0.341, SLG: 0.409 (1, 3)	6-3			G4-6-3 HR		3-1				4	1	1	2	0	0	5
Jerry Mumphrey, S OBP: 0.357, SLG: 0.360 (1, 8)		6-3		BB 2B	FC5-4 1B	G3				4	1	2	1	0	0	0
Steve Lake, R OBP: 0.412, SLG: 0.438 (1, 2)		6-3		BB 2B IBB	FC5-4	K				3	1	0	0	1	1	1
Lee Smith, R (8, 1)				2B BB						0	0	0	0	0	0	0
Jamie Moyer, L (1, 1)			K	2B BB	K			L5		2	1	0	0	1	2	1
Dave Martinez, L (7, 8)										1	0	0	0	0	0	0


Inning Stats	R: 0	H: 2	E: 1	LOB: 3	K: 0	BB: 0	S: 6	P: 6	R: 0	H: 0	E: 0	LOB: 0	K: 1	BB: 0	S: 5	P: 5	R: 0	H: 0	E: 0	LOB: 0	K: 1	BB: 1	S: 4	P: 8	R: 4	H: 4	E: 0	LOB: 2	K: 0	BB: 3	S: 6	P: 18	R: 2	H: 3	E: 0	LOB: 1	K: 2	BB: 0	S: 10	P: 10	R: 1	H: 1	E: 0	LOB: 1	K: 0	BB: 1	S: 4	P: 8	R: 0	H: 0	E: 0	LOB: 0	K: 1	BB: 0	S: 5	P: 5	R: 0	H: 0	E: 0	LOB: 0	K: 1	BB: 0	S: 5	P: 5
--------------	------	------	------	--------	------	-------	------	------	------	------	------	--------	------	-------	------	------	------	------	------	--------	------	-------	------	------	------	------	------	--------	------	-------	------	-------	------	------	------	--------	------	-------	-------	-------	------	------	------	--------	------	-------	------	------	------	------	------	--------	------	-------	------	------	------	------	------	--------	------	-------	------	------

PITCHER	IP	WLS	BF	H	R	ER	SO	BB	IBB	HBP	BLK	WP	HR	S	P	ERA	WHIP
Steve Carlton, L ERA: 5.88 (1, 1)	3.2	L	20	6	4	4	2	3	1	0	0	0	0	20	36	9.82	2.455
Tom Hume, R ERA: 6.16 (4, 1)	1.1		7	3	2	2	2	0	0	0	0	0	1	11	11	13.50	2.250
Kent Tekulve, R ERA: 3.15 (6, 1)	2.0		8	1	1	1	1	1	0	0	0	0	0	9	13	4.50	1.000
Don Carman, L ERA: 4.11 (8, 1)	1.0		3	0	0	0	1	0	0	0	0	0	0	5	5	0.00	0.000

**BOTTOM**

**Philadelphia Phillies @ Chicago Cubs**  
**Wrigley Field, Chicago, IL**  
 Mon Jun 16 1986, 3:33 AM CDT  
 Att. 20,614 - Unknown

AB	33
R	7
H	10
RBI	7
BB	5
SO	6
LOB	16



WP: 0	PA: 38
PB: 0	
SB: 2	
CS: 0	

PITCHER	IP	WLS	BF	H	R	ER	SO	BB	IBB	HBP	BLK	WP	HR	S	P	ERA	WHIP
---------	----	-----	----	---	---	----	----	----	-----	-----	-----	----	----	---	---	-----	------



Batter	1	2	3	4	5	6	7	8	9	AB	R	H	RBI	BB	SO	LOB	TOP
<b>Jeff Stone, L</b> (1, 7) <small>OBP: 0.302, SLG: 0.291</small> <b>Rick Schu, R</b> (8, PH) <small>OBP: 0.311, SLG: 0.370</small> (8, 5)	0-0 B1-3		4-0 E 1B BB	0-0 L9			0-0 L7	0-0 E6 1B	0-0 2B	3	1	0	0	1	0	0	
<b>Ron Roenicke, S</b> (1, 8) <small>OBP: 0.374, SLG: 0.402</small>	0-0 F4		0-0 F8		0-0 4-3		0-0 5-3	0-3 K	0-3 K	6	0	0	0	0	2	6	
<b>Juan Samuel, R</b> (1, 4) <small>OBP: 0.323, SLG: 0.402</small>	4-0 PO BB		0-0 E7 1B 2B		0-0 L8		0-0 F9	0-3 K		4	1	1	0	1	1	3	
<b>Mike Schmidt, R</b> (1, 5) <small>OBP: 0.387, SLG: 0.515</small> <b>Steve Bedrosian, R</b> (8, 1)	0-0 PO 1-2	0-0 F8	0-0 F4		0-0 F4					5	1	2	2	0	0	1	
<b>Von Hayes, L</b> (1, 3) <small>OBP: 0.387, SLG: 0.447</small>		0-0 WP 2B	4-0 S 2B BB			0-0 F9 1B 2B				4	3	2	0	1	0	3	
<b>Glenn Wilson, R</b> (1, 9) <small>OBP: 0.286, SLG: 0.348</small>		0-0 5-3	0-0 1B 2B			0-3 K		0-0 BB 1B	0-3 K	5	1	2	2	0	2	2	
<b>Darren Daulton, L</b> (1, 2) <small>OBP: 0.398, SLG: 0.453</small> <b>John Russell, R</b> (8, PH) <small>OBP: 0.341, SLG: 0.438</small> (8, 2)		4-0 BB 2B	0-3 K			0-0 F9		4-0 1B BB E BB	0-0 6-3 2B	2	0	0	0	1	1	2	
<b>Steve Jeltz, S</b> (1, 6) <small>OBP: 0.350, SLG: 0.269</small>		4-0 1B BB		0-0 6-3		0-0 1B		4-0 E 1B BB	0-0 6-3	3	1	1	2	2	0	1	
<b>Mike Maddux, L</b> (1, 1) <b>Tom Foley, L</b> (6, PH) <small>OBP: 0.452, SLG: 0.440</small> <b>Kent Tekulve, R</b> (6, 1) <b>Greg Gross, L</b> (8, PH) <small>OBP: 0.471, SLG: 0.375</small> (8, 7)		0-3 K		0-0 6-3		0-0 L1		0-0 1B E 1B	4-0 2B BB	2	0	0	0	0	1	3	
<b>Inning Stats</b>	R: 0 E: 0 K: 0 S: 2 H: 0 LOB: 0 BB: 1 P: 6	R: 0 E: 0 K: 1 S: 6 H: 1 LOB: 3 BB: 2 P: 14	R: 3 E: 1 K: 1 S: 7 H: 2 LOB: 1 BB: 2 P: 15	R: 0 E: 0 K: 0 S: 3 H: 0 LOB: 0 BB: 0 P: 3	R: 0 E: 0 K: 0 S: 3 H: 0 LOB: 0 BB: 0 P: 3	R: 1 E: 0 K: 1 S: 7 H: 2 LOB: 1 BB: 0 P: 7	R: 0 E: 0 K: 0 S: 3 H: 0 LOB: 0 BB: 0 P: 3	R: 6 E: 2 K: 2 S: 13 H: 4 LOB: 2 BB: 2 P: 21	R: 1 E: 0 K: 2 S: 9 H: 2 LOB: 2 BB: 1 P: 13	1B: 6 2B: 5 3B: 0 HR: 0 SF: 0 SAC: 0 DP: 0 HBP: 0	WP: 1 PB: 0 SB: 1 CS: 0	PA: 48					
<b>PITCHER</b> <b>Rick Sutcliffe, R</b> (1, 1) <small>ERA: 3.89</small> <b>Ray Fontenot, L</b> (7, 1) <small>ERA: 2.17</small> <b>Jay Baller, R</b> (8, 1) <small>ERA: 4.31</small> <b>Guy Hoffman, L</b> (8, 1) <small>ERA: 4.59</small> <b>George Frazier, R</b> (9, 1) <small>ERA: 3.74</small>	IP	WLS	BF	H	R	ER	SO	BB	IBB	HBP	BLK	WP	HR	S	P	ERA	WHIP
	6.0	L	27	5	4	4	3	5	0	0	0	1	0	28	48	6.00	1.667
	1.0		6	2	3	3	0	0	0	0	0	0	0	6	6	27.00	2.000
	0.0		2	0	0	0	0	2	0	0	0	0	0	0	8	∞	∞
	1.0		6	2	3	0	2	0	0	0	0	0	0	10	10	0.00	2.000
	1.0		6	2	1	1	2	1	0	0	0	0	0	9	13	9.00	3.000

Philadelphia Phillies @ Chicago Cubs  
 Wrigley Field, Chicago, IL  
 Tue Jun 17 1986, 3:33 AM CDT  
 Att: 27,114 - Unknown

livebaseballscorecards.com

AB	39
R	11
H	11
RBI	10
BB	8
SO	7
LOB	24



Batter	1	2	3	4	5	6	7	8	9	AB	R	H	RBI	BB	SO	LOB
Dave Martinez, L (1, 8) George Frazier, R (9, 1) Terry Francona, L (9, PH) OBP: 0.245, SLG: 0.231	1-0 4-3 23 WP S HBP		0-0 FC1-2 G6-3 1-2 3-H		0-3 K		0-0 6-3		4-0 G6-3 BB	3	1	0	0	0	1	2
Davey Lopes, R (1, 5) OBP: 0.408, SLG: 0.438	0-0 4-3 1-3		0-0 G6-3 1-2f		0-0 6-3			4-0 23 1B G3 BB	0-0 G6-3 1-2f 2-3	4	1	0	0	1	0	5
23 Ryne Sandberg, R (1, 4) OBP: 0.338, SLG: 0.450	0-0 F8 3-H			0-0 1B 2B		0-0 6-3		0-0 G3 1B	0-0 E5 BB 3-H	5	1	2	0	0	0	0
Leon Durham, L (1, 3) OBP: 0.346, SLG: 0.411	0-0 6-3			0-0 2B 1B		0-0 FC5-4 1B		0-0 G3 1-2 3-H	4-0 BB BB BB 1-2 BB	4	1	2	1	1	0	1
Keith Moreland, R (1, 9) OBP: 0.330, SLG: 0.383		0-0 L8		0-0 1B 2B 1-3 3-H		0-0 FC5-4 1-2f		0-3 K	0-3 K	5	1	1	1	0	2	4
Jody Davis, R (1, 2) OBP: 0.303, SLG: 0.436		0-0 5-3		0-0 FC1-6 1B 2-H 3-H		0-3 K		0-0 F7		4	0	1	2	0	1	2
Gary Matthews, R (1, 7) Ray Fontenot, L (7, 1) Jay Baller, R (8, 1) Guy Hoffman, L (8, 1) Thad Bosley, L (8, 7) OBP: 0.377, SLG: 0.327		0-0 F4		0-0 FC1-6 1B 1-2f		0-3 K				3	0	0	0	0	1	2
Shawon Dunston, R (1, 6) OBP: 0.326, SLG: 0.459			4-0 1B FC1-2 BB		0-3 K		0-0 6-3		0-0 1B 2B	3	1	1	0	1	1	1
Rick Sutcliffe, L (1, 1) Jerry Mumphrey, S (7, 7) OBP: 0.359, SLG: 0.362			0-0 FC1-2 1B 1-3		0-0 4-3		0-0 L8		0-0 G6-3 23 BB E 1B 2-H 3-H	2	0	1	0	0	0	1
										2	1	1	2	0	0	0


Inning Stats	R: 1	H: 0	E: 0	K: 0	S: 3	H: 0	LOB: 0	BB: 0	P: 4	R: 0	H: 0	E: 0	K: 0	S: 3	R: 0	H: 1	E: 0	K: 1	S: 5	R: 0	H: 0	E: 0	K: 1	S: 5	R: 0	H: 1	E: 1	K: 2	S: 8	R: 0	H: 0	E: 0	K: 0	S: 3	R: 1	H: 1	E: 0	K: 1	S: 6	R: 3	H: 3	E: 1	K: 1	S: 8	1B: 7	2B: 3	3B: 0	HR: 0	SF: 0	SAC: 0	DP: 2	HBP: 1	WP: 1	PA: 41
--------------	------	------	------	------	------	------	--------	-------	------	------	------	------	------	------	------	------	------	------	------	------	------	------	------	------	------	------	------	------	------	------	------	------	------	------	------	------	------	------	------	------	------	------	------	------	-------	-------	-------	-------	-------	--------	-------	--------	-------	--------

PITCHER	IP	WLS	BF	H	R	ER	SO	BB	IBB	HBP	BLK	WP	HR	S	P	ERA	WHIP
Mike Maddux, R (1, 1) ERA: 11.32	5.0		21	5	4	4	2	1	0	1	0	1	0	23	28	7.20	1.200
Kent Tekulve, R (6, 1) ERA: 2.97	2.0	W	7	1	0	0	2	0	0	0	0	0	0	11	11	0.00	0.500
Steve Bedrosian, R (8, 1) ERA: 4.31	2.0		13	4	4	3	2	3	0	0	0	0	0	14	26	13.50	3.500

**BOTTOM**

**Philadelphia Phillies @ Chicago Cubs**  
Wrigley Field, Chicago, IL  
Tue Jun 17 1986, 3:33 AM CDT  
Att. 27,114 - Unknown

<b>AB</b>	<b>36</b>
<b>R</b>	<b>8</b>
<b>H</b>	<b>10</b>
<b>RBI</b>	<b>6</b>
<b>BB</b>	<b>4</b>
<b>SO</b>	<b>6</b>
<b>LOB</b>	<b>18</b>











Batter	1	2	3	4	5	6	7	8	9	AB R H RBI BB SO LOB	TOP											
<b>Curt Ford, L</b> (1, 7) OBP: 0.280, SLG: 0.318	0-0 G3		0-0 FC6			0-0 FC3-6 3B		0-0 3B		4 1 1 0 0 0 2	<b>St. Louis Cardinals @ Philadelphia Phillies</b> <b>Veterans Stadium, Philadelphia, PA</b> Thu Jun 19 1986, 7:05 PM EDT Att. 22,376 - Unknown											
<b>Ozzie Smith, S</b> (1, 6) OBP: 0.402, SLG: 0.384	0-0 4-3			4-0 BB		0-0 1B 3B		0-3 K		3 1 1 1 1 1 1												
<b>Tom Herr, S</b> (1, 4) OBP: 0.283, SLG: 0.256 <b>Rick Ownbey, R</b> (8, 1) <b>Pat Perry, L</b> (8, 1)	0-0 4-3			0-0 F8		0-0 1B		0-0 F7		4 0 1 1 0 0 2 0 0 0 0 0 0 0 0 0 0 0 0 0 0												
<b>Jack Clark, R</b> (1, 3) OBP: 0.366, SLG: 0.425		0-0 F5		0-0 G5-4-3		0-3 K			0-0 F8	4 0 0 0 0 1 2												
<b>Willie McGee, S</b> (1, 8) OBP: 0.292, SLG: 0.328		0-0 6-3			0-0 F7		0-3 K		0-0 6-3	4 0 0 0 0 1 0												
<b>Terry Pendleton, S</b> (1, 5) OBP: 0.269, SLG: 0.260		0-0 F8			0-3 K		0-0 F8		0-0 S BB 1B	4 0 1 0 0 1 0												
<b>Clint Hurdle, L</b> (1, 9) OBP: 0.238, SLG: 0.263 <b>Vince Coleman, S</b> (9, PR) OBP: 0.335, SLG: 0.338			0-3 K		0-0 1-3		0-0 F8		4-0 BB BB BB 1-2 BB	3 0 0 0 1 1 0 0 0 0 0 0 0 0												
<b>Michael LaValliere, L</b> (1, 2) OBP: 0.346, SLG: 0.347 <b>Tito Landrum, R</b> (9, PH) OBP: 0.233, SLG: 0.266			0-0 FC6 1B			4-0 FC4-6 BB		0-0 HR	0-3 K	2 1 2 1 1 0 0 1 0 0 0 0 1 2												
<b>Ray Burris, R</b> (1, 1) OBP: 0.250, SLG: 0.438 <b>Tom Lawless, R</b> (6, PH) OBP: 0.143, SLG: 0.143 <b>Greg Bargar, R</b> (6, 1) <b>José Oquendo, S</b> (8, PH) OBP: 0.444, SLG: 0.453			0-0 F2			0-0 FC4-6 FC3-6		0-3 K		1 0 0 0 0 0 1 1 0 0 0 0 0 1 0 0 0 0 0 0 0 1 0 0 0 0 1 0												
<b>Inning Stats</b>	R: 0 E: 0 K: 0 S: 3	H: 0 LOB: 0 BB: 0 P: 3	R: 0 E: 0 K: 1 S: 3	H: 0 LOB: 0 BB: 0 P: 3	R: 0 E: 0 K: 1 S: 6	H: 1 LOB: 1 BB: 0 P: 6	R: 0 E: 0 K: 0 S: 2	H: 0 LOB: 0 BB: 1 P: 6	R: 0 E: 0 K: 1 S: 5	H: 0 LOB: 0 BB: 0 P: 5		R: 2 E: 0 K: 1 S: 7	H: 2 LOB: 1 BB: 1 P: 11	R: 0 E: 0 K: 1 S: 5	H: 0 LOB: 0 BB: 0 P: 5	R: 1 E: 0 K: 2 S: 9	H: 2 LOB: 1 BB: 0 P: 9	R: 0 E: 0 K: 1 S: 6	H: 1 LOB: 2 BB: 1 P: 10	1B: 3 2B: 0 3B: 2 HR: 1	SF: 0 SAC: 0 DP: 1 HBP: 0	WP: 0 PB: 0 SB: 1 CS: 0
<b>PITCHER</b>	IP WLS BF H R ER SO BB IBB HBP BLK WP HR S P ERA WHIP																					
<b>Kevin Gross, R</b> (1, 1) ERA: 4.26 <b>Don Carman, L</b> (9, 1) ERA: 4.06	8.2 W 34 6 3 3 6 3 0 0 0 0 0 1 43 55 3.12 1.038																					

livebaseballscorecards.com

<b>AB</b>	<b>32</b>
<b>R</b>	<b>3</b>
<b>H</b>	<b>6</b>
<b>RBI</b>	<b>3</b>
<b>BB</b>	<b>3</b>
<b>SO</b>	<b>7</b>
<b>LOB</b>	<b>11</b>



Batter	1	2	3	4	5	6	7	8	9
<b>Jeff Stone, L</b> (1, 7) <small>OBP: 0.310, SLG: 0.292</small> <b>Milt Thompson, L</b> (8, 8) <small>OBP: 0.235, SLG: 0.240</small>	4-0  BB		0-0  F7		0-0  G3		0-0  G1-6-3 1B		
<b>Ron Roenicke, S</b> (1, 8) <small>OBP: 0.371, SLG: 0.391</small> (8, 7)	4-0  FC5-4 BB		0-0  G3		0-0  6-3		0-0  G1-6-3 1-2		
<b>Juan Samuel, R</b> (1, 4) <small>OBP: 0.309, SLG: 0.383</small>	0-0  FC5-4 CS 1-2 2-3			0-0  6-3	0-0  4-3		0-3  K		
<b>Mike Schmidt, R</b> (1, 5) <small>OBP: 0.389, SLG: 0.528</small>	0-0  CS 1-2	0-0  F3		0-0  L6		0-0  HR	0-0  G3		
<b>Von Hayes, L</b> (1, 3) <small>OBP: 0.393, SLG: 0.453</small>		4-0  5-3 BB		0-0  F8		0-0  1B		0-3  K	
<b>Glenn Wilson, R</b> (1, 9) <small>OBP: 0.288, SLG: 0.349</small>		0-0  5-3 1-2			4-0  1B BB	0-0  1B		0-0  1-3 2B	
<b>Darren Daulton, L</b> (1, 2) <small>OBP: 0.392, SLG: 0.444</small>		0-0  F7			0-0  2B HR 1B	0-0  F9		0-0  1-3 2-3	
<b>Steve Jeltz, S</b> (1, 6) <small>OBP: 0.362, SLG: 0.284</small>			0-0  4-3		0-0  1-3 2-H HR 2B	0-0  F7		4-0  IBB	
<b>Kevin Gross, R</b> (1, 1) <small>OBP: 0.229, SLG: 0.353</small> <b>Don Carman, L</b> (9, 1)			0-0  1B		0-0  2-H 3-H HR	0-0  F8		0-0  4-3	

AB	R	H	RBI	BB	SO	LOB
3	0	1	0	1	0	1
0	0	0	0	0	0	0
3	0	0	0	1	0	2
4	0	0	0	0	1	3
4	1	1	1	0	0	1
3	0	1	0	1	1	0
3	1	2	0	1	0	1
4	1	1	0	0	0	4
3	1	1	1	1	0	2
4	1	2	3	0	0	4
0	0	0	0	0	0	0

**BOTTOM**

**St. Louis Cardinals @ Philadelphia Phillies**  
**Veterans Stadium, Philadelphia, PA**  
 Thu Jun 19 1986, 7:05 PM EDT  
 Att. 22,376 - Unknown

[livebaseballscorecards.com](http://livebaseballscorecards.com)

<b>AB</b>	<b>31</b>
<b>R</b>	<b>5</b>
<b>H</b>	<b>9</b>
<b>RBI</b>	<b>5</b>
<b>BB</b>	<b>5</b>
<b>SO</b>	<b>2</b>
<b>LOB</b>	<b>18</b>



Inning Stats	R: 0	H: 0	E: 0	K: 0	S: 1	LOB: 0	BB: 2	P: 9	R: 0	H: 0	E: 0	K: 0	S: 3	LOB: 1	BB: 1	P: 7	R: 0	H: 1	E: 0	K: 0	S: 4	LOB: 1	BB: 0	P: 4	R: 0	H: 0	E: 0	K: 0	S: 3	LOB: 0	BB: 0	P: 3	R: 4	H: 3	E: 0	K: 0	S: 6	LOB: 0	BB: 1	P: 10	R: 1	H: 3	E: 0	K: 0	S: 6	LOB: 2	BB: 0	P: 6	R: 0	H: 1	E: 0	K: 1	S: 6	LOB: 1	BB: 0	P: 6	R: 0	H: 1	E: 0	K: 1	S: 6	LOB: 2	BB: 1	P: 10
--------------	------	------	------	------	------	--------	-------	------	------	------	------	------	------	--------	-------	------	------	------	------	------	------	--------	-------	------	------	------	------	------	------	--------	-------	------	------	------	------	------	------	--------	-------	-------	------	------	------	------	------	--------	-------	------	------	------	------	------	------	--------	-------	------	------	------	------	------	------	--------	-------	-------

PITCHER	IP	WLS	BF	H	R	ER	SO	BB	IBB	HBP	BLK	WP	HR	S	P	ERA	WHIP
<b>Ray Burris, R</b> (1, 1) <small>ERA: 3.83</small>	5.0	L	21	4	4	4	0	4	0	0	0	0	1	17	33	7.20	1.600
<b>Greg Bargar, R</b> (6, 1) <small>ERA: 6.0</small>	2.0		10	4	1	1	1	0	0	0	0	0	1	12	12	4.50	2.000
<b>Rick Ownbey, R</b> (8, 1) <small>ERA: 4.19</small>	0.1		2	1	0	0	1	0	0	0	0	0	0	4	4	0.00	3.000
<b>Pat Perry, L</b> (8, 1) <small>ERA: 4.13</small>	0.2		3	0	0	0	0	0	1	0	0	0	0	2	6	0.00	0.000

WP	PA	ERA	WHIP
0	37		
0			
0			
0			
1			



Batter	1	2	3	4	5	6	7	8	9	AB R H RBI BB SO LOB	TOP											
<b>Curt Ford, L</b> (1, 7) OBP: 0.355, SLG: 0.481	0-0 HR		0-3 K		0-0 2B 1B	4-0 1B BB		0-0 1B	0-0 E3	5 3 3 1 1 1 2												
<b>Ozzie Smith, S</b> (1, 6) OBP: 0.396, SLG: 0.377	0-0 G3		0-0 L9		0-0 F7	0-0 1B		0-0 F7	0-0 F3	6 0 1 1 0 0 5												
<b>Tom Herr, S</b> (1, 4) OBP: 0.285, SLG: 0.259	0-0 G5-4-3 1B			0-0 4-3	0-0 4-3	0-0 F9		0-0 1B		5 0 2 0 0 0 2												
<b>Jack Clark, R</b> (1, 3) OBP: 0.366, SLG: 0.443	0-0 G5-4-3 1-2f			0-0 HR	0-0 2B			0-3 K2-3		5 2 2 2 0 2 3												
<b>Willie McGee, S</b> (1, 8) OBP: 0.294, SLG: 0.333		0-0 4-3		0-0 FC4-6 1B	0-0 2B			0-0 E4 PB	0-0 F9	5 2 2 1 0 0 0												
<b>Michael LaValliere, L</b> (1, 2) OBP: 0.372, SLG: 0.373		0-0 3-1		4-0 FC4-6 1-2 BB	0-0 2B			4-0 BB	0-0 1B	3 1 2 1 2 0 0												
<b>Clint Hurdle, L</b> (1, 9) OBP: 0.246, SLG: 0.259		0-0 4-3		4-0 FC4-6 1-2 BB	0-0 F2			0-0 F8	4-0 1B	1 0 0 0 1 0 0												
<b>Tito Landrum, R</b> (5, PH) OBP: 0.236, SLG: 0.259									1-2 E BB	2 1 0 0 1 0 3												
<b>Terry Pendleton, S</b> (1, 5) OBP: 0.268, SLG: 0.259			0-0 SH1-4 1B	0-0 FC4-6		0-0 1-3	0-0 L9		0-3 K	5 0 1 1 0 1 6												
<b>Bob Forsch, R</b> (1, 1) OBP: 0.125, SLG: 0.188			0-0 SH1-4	0-3 K		0-0 F8		0-0 5-3	0-0 E 1B	4 0 1 1 0 1 2												
<b>Inning Stats</b>	R: 1 E: 0 K: 0 S: 4	H: 2 LOB: 0 BB: 0 P: 4	R: 0 E: 0 K: 0 S: 3	H: 0 LOB: 0 BB: 0 P: 3	R: 0 E: 0 K: 1 S: 6	H: 1 LOB: 1 BB: 0 P: 6	R: 2 E: 0 K: 1 S: 7	H: 2 LOB: 2 BB: 2 P: 15	R: 3 E: 0 K: 0 S: 7	H: 4 LOB: 1 BB: 0 P: 7	R: 1 E: 0 K: 0 S: 4	H: 1 LOB: 1 BB: 1 P: 8	R: 0 E: 1 K: 1 S: 6	H: 0 LOB: 2 BB: 1 P: 10	R: 0 E: 0 K: 1 S: 7	H: 2 LOB: 2 BB: 0 P: 7	R: 2 E: 1 K: 1 S: 8	H: 2 LOB: 2 BB: 1 P: 12	1B: 9 2B: 3 3B: 0 HR: 2	SF: 0 SAC: 1 DP: 1 HBP: 0	WP: 0 PB: 1 SB: 2 CS: 0	PA: 47
<b>PITCHER</b>	IP WLS BF H R ER SO BB IBB HBP BLK WP HR S P ERA WHIP																					
<b>Charles Hudson, R</b> (1, 1) ERA: 4.09	4.2 L 23 8 6 6 2 2 0 0 0 0 0 2 25 33 11.57 2.143																					
<b>Randy Lerch, L</b> (5, 1) ERA: 7.5	4.1 24 6 3 2 3 3 0 0 0 0 0 0 27 39 4.15 2.077																					

St. Louis Cardinals @ Philadelphia Phillies  
Veterans Stadium, Philadelphia, PA  
Fri Jun 20 1986, 7:05 PM EDT  
Att: 25,292 - Unknown

livebaseballscorecards.com

AB	41
R	9
H	14
RBI	8
BB	5
SO	5
LOB	23







Batter	1	2	3	4	5	6	7	8	9	AB R H RBI BB SO LOB	TOP																
Vince Coleman, S (1, 7) OBP: 0.328, SLG: 0.330	0-3 K		0-3 K	0-0 F7		0-3 K		0-0 FC4-6 S		5 0 0 0 0 3 1																	
Ozzie Smith, S (1, 6) OBP: 0.396, SLG: 0.375	0-0 F3		4-0 BB BB SF7 BB		0-0 FC5-4 1B 1B	0-0 4-3		0-0 F7		4 2 1 0 1 0 1																	
Tom Herr, S (1, 4) OBP: 0.296, SLG: 0.269	0-0 BB 1B		4-0 BB 1B BB		0-0 FC5-4 1B	0-0 6-3		0-0 FC6-4 1B		4 1 3 0 1 0 0																	
Jack Clark, R (1, 3) OBP: 0.371, SLG: 0.439	4-0 FC4-6 BB		4-0 1B BB		0-0 F8		4-0 S BB	0-0 FC6-4 1B 2B		2 1 0 0 3 0 3																	
Willie McGee, S (1, 8) OBP: 0.292, SLG: 0.332	0-0 FC4-6 1-2f		0-0 SF7		0-0 FC5-4 1B		0-0 F5	0-0 2B 1B		4 2 1 1 0 0 5																	
Tito Landrum, R (1, 9) Curt Ford, L (7, PH) Todd Worrell, R (7, 1) José Quijendo, S (9, PH) Ken Dayley, L (9, 1) OBP: 0.291, SLG: 0.268 OBP: 0.344, SLG: 0.464		4-0 S BB	0-0 1-2 2-H 1B		4-0 1B BB	0-3 K 1-2		0-3 K		1 1 1 1 2 0 0 1 0 0 0 0 1 1 0 0 0 0 0 0 0 1 0 0 0 0 1 2 0 0 0 0 0 0 0																	
Mike Heath, R (1, 2) OBP: 0.287, SLG: 0.297		0-3 K	0-0 1-3		0-0 1-2 2-H 3-H 2B 1B	0-0 F8		0-0 F8		5 1 2 4 0 1 4																	
Tom Lawless, R (1, 5) Terry Pendleton, S (8, PH) OBP: 0.200, SLG: 0.300 OBP: 0.270, SLG: 0.258		0-0 6-3		0-0 F4		0-0 1-H 2-H 2B		0-0 F8		3 0 1 2 0 0 1 1 0 0 0 1 0 0																	
Danny Cox, R (1, 1) Pat Perry, L (5, 1) Andy Van Slyke, L (7, 9) OBP: 0.211, SLG: 0.278		0-3 K	0-3 K	0-3 K		0-3 K		4-0 FC4-6 BB	0-0 F9	3 0 0 0 0 3 2 0 0 0 0 0 0 0 1 0 0 0 1 0 2																	
<b>Inning Stats</b>	R: 0 E: 0 K: 1 S: 6	H: 1 LOB: 2 BB: 1 P: 10	R: 0 E: 0 K: 2 S: 7	H: 0 LOB: 1 BB: 1 P: 11	R: 2 E: 0 K: 1 S: 6	H: 1 LOB: 2 BB: 3 P: 18	R: 0 E: 0 K: 1 S: 5	H: 0 LOB: 0 BB: 0 P: 5	R: 4 E: 0 K: 1 S: 9	H: 4 LOB: 1 BB: 1 P: 13	R: 0 E: 0 K: 1 S: 5	H: 0 LOB: 0 BB: 0 P: 5	R: 0 E: 0 K: 1 S: 5	H: 0 LOB: 1 BB: 1 P: 9	R: 0 E: 0 K: 0 S: 3	H: 0 LOB: 1 BB: 1 P: 7	R: 2 E: 0 K: 1 S: 8	H: 3 LOB: 2 BB: 1 P: 12	1B: 7 2B: 2 3B: 0 HR: 0	SF: 1 SAC: 0 DP: 0 HBP: 0	WP: 0 PB: 0 SB: 4 CS: 0	PA: 45					
<b>PITCHER</b>	IP WLS BF H R ER SO BB IBB HBP BLK WP HR S P ERA WHIP																										
Steve Carlton, L (1, 1) ERA: 6.18	5.0		27	6	6	6	6	6	0	0	0	0	0	33	57	10.80	2.400										
Tom Hume, R (6, 1) ERA: 5.32	3.0		11	0	0	0	2	2	0	0	0	0	0	13	21	0.00	0.667										
Don Carman, L (9, 1) ERA: 4.5	1.0	L	7	3	2	2	1	0	1	0	0	0	0	8	12	18.00	3.000										

St. Louis Cardinals @ Philadelphia Phillies  
Veterans Stadium, Philadelphia, PA  
Sat Jun 21 1986, 7:05 PM EDT  
Att: 38,601 - Unknown

livebaseballscorecards.com

AB	35
R	8
H	9
RBI	8
BB	9
SO	9
LOB	22



Batter	1	2	3	4	5	6	7	8	9	AB R H RBI BB SO LOB
<b>Jeff Stone, L</b> (1, 7) OBP: 0.330, SLG: 0.347 <b>Luis Aguayo, R</b> (9, PH) OBP: 0.225, SLG: 0.288	0-0 F7	0-0 1B		0-0 F6			0-0 1B		0-0 FC6-4 1B	4 0 2 2 0 0 0 1 0 1 0 0 0 0
<b>Juan Samuel, R</b> (1, 4) OBP: 0.304, SLG: 0.374	0-0 E6 1B	0-3 K			0-0 1B 1B		0-0 F7		0-0 FC6-4 1B	5 2 2 0 0 1 3
<b>Ron Roenicke, S</b> (1, 8) OBP: 0.381, SLG: 0.385	0-0 2B 1B	0-0 F9			0-0 1B G4-6-3 1B		4-0 1-2 BB		0-0 F8	4 1 2 1 1 0 2
<b>Mike Schmidt, R</b> (1, 5) OBP: 0.383, SLG: 0.516	0-0 F3		0-0 F7		0-0 1B G4-6-3		0-3 K		0-0 5-3	5 0 1 1 0 1 4
<b>Von Hayes, L</b> (1, 3) OBP: 0.389, SLG: 0.455	0-0 1-H 2B		0-0 F8		0-0 G4-6-3 1-2f 3-H		0-3 K			4 0 1 0 0 1 3
<b>Glenn Wilson, R</b> (1, 9) OBP: 0.298, SLG: 0.360		0-3 K	0-0 1B		0-0 G3		0-0 K 2B			4 0 2 0 0 1 0
<b>Darren Daulton, L</b> (1, 2) OBP: 0.391, SLG: 0.428		4-0 1B 2B BB	0-0 F9			0-0 F6	0-3 K 2-3			3 1 0 0 1 1 2
<b>Steve Jeltz, S</b> (1, 6) OBP: 0.357, SLG: 0.280		0-0 2B 1B		0-0 6-3		0-0 F9	4-0 BB			3 1 1 0 1 0 0
<b>Steve Carlton, L</b> (1, 1) OBP: 0.229, SLG: 0.235 <b>Tom Hume, R</b> (6, 1) <b>Tom Foley, L</b> (8, PH) OBP: 0.424, SLG: 0.407 <b>Don Carman, L</b> (9, 1)		0-0 1B 2B		0-0 4-3		0-0 F4	0-3 K			2 1 1 1 0 0 0 1 0 0 0 0 0 0 1 0 0 0 0 1 1 0 0 0 0 0 0 0

Inning Stats	R: 1	H: 3	E: 1	LOB: 2	K: 0	P: 5	R: 3	H: 3	E: 0	LOB: 1	K: 2	P: 5	R: 0	H: 1	E: 0	LOB: 1	K: 0	P: 4	R: 0	H: 0	E: 0	LOB: 0	K: 0	P: 3	R: 2	H: 3	E: 0	LOB: 0	K: 0	P: 5	R: 0	H: 0	E: 0	LOB: 0	K: 2	P: 12	R: 0	H: 1	E: 0	LOB: 1	K: 2	P: 11	R: 0	H: 1	E: 0	LOB: 1	K: 0	P: 4	1B: 10	SF: 0	2B: 3	SAC: 0	3B: 0	DP: 1	HR: 0	HBP: 0	WP: 0	PA: 40
--------------	------	------	------	--------	------	------	------	------	------	--------	------	------	------	------	------	--------	------	------	------	------	------	--------	------	------	------	------	------	--------	------	------	------	------	------	--------	------	-------	------	------	------	--------	------	-------	------	------	------	--------	------	------	--------	-------	-------	--------	-------	-------	-------	--------	-------	--------

PITCHER	IP	WLS	BF	H	R	ER	SO	BB	IBB	HBP	BLK	WP	HR	S	P	ERA	WHIP
<b>Danny Cox, R</b> (1, 1) ERA: 4.57	4.0		22	10	6	6	2	1	0	0	0	0	0	25	29	13.50	2.750
<b>Pat Perry, L</b> (5, 1) ERA: 3.76	2.1		8	1	0	0	0	1	0	0	0	0	0	7	11	0.00	0.857
<b>Todd Worrell, R</b> (7, 1) ERA: 1.78	1.2	W	6	1	0	0	4	1	0	0	0	0	0	13	17	0.00	1.200
<b>Ken Dayley, L</b> (9, 1) ERA: 4.28	1.0	S	4	1	0	0	0	0	0	0	0	0	0	4	4	0.00	1.000

**BOTTOM**

St. Louis Cardinals @ Philadelphia Phillies  
 Veterans Stadium, Philadelphia, PA  
 Sat Jun 21 1986, 7:05 PM EDT  
 Att. 38,601 - Unknown

livebaseballscorecards.com

<b>AB</b>	<b>37</b>
<b>R</b>	<b>6</b>
<b>H</b>	<b>13</b>
<b>RBI</b>	<b>5</b>
<b>BB</b>	<b>3</b>
<b>SO</b>	<b>6</b>
<b>LOB</b>	<b>15</b>





Batter	1	2	3	4	5	6	7	8	9	AB R H RBI BB SO LOB	TOP											
Vince Coleman, S (1, 7) OBP: 0.322, SLG: 0.324	0-0 F6		0-0 F9		0-0 4-3	0-0 F9			0-0 4-3	5 0 0 0 0 0 2												
Ozzie Smith, S (1, 6) OBP: 0.400, SLG: 0.377	0-0 L5		0-0 WP S 1B			0-0 2B 1B	4-0 1B WP 1B BB		0-0 B5-3	4 2 2 0 1 0 0												
Tom Herr, S (1, 4) OBP: 0.298, SLG: 0.276	0-3 K		0-3 K 1-3			0-0 2B 1-H	0-0 1B		0-0 5-3	5 1 2 1 0 2 1												
Jack Clark, R (1, 3) OBP: 0.373, SLG: 0.438		0-0 F7		0-0 6-3		4-0 2B 2B BB	0-0 1B			3 1 1 1 1 0 0												
Willie McGee, S (1, 8) OBP: 0.298, SLG: 0.339		0-0 E5 4-3 1B 1B		4-0 CS BB		0-0 2B 1-3 2-H	0-3 K			3 2 2 1 1 1 1												
Curt Ford, L (1, 9) OBP: 0.343, SLG: 0.433		0-0 4-3		0-0 F8		4-0 2B BB	0-3 K			2 1 0 0 1 0 2												
Andy Van Slyke, L (6, 9) OBP: 0.282, SLG: 0.312		2-3								1 0 0 0 0 1 1												
Michael LaValliere, L (1, 2) OBP: 0.378, SLG: 0.380		0-0 3-H 1B		0-0 CS 1-2		0-0 1B	0-0 F7		0-0 G3	4 0 2 1 0 0 3												
Terry Pendleton, S (1, 5) OBP: 0.269, SLG: 0.262		0-0 4-3		0-0 K		0-3 K	0-0 2B 1-H 2-H 3-H		0-0 4-3	4 0 1 3 0 1 2												
Greg Mathews, R (1, 1) Todd Worrell, R (8, 1)			0-3 K		0-3 K	0-0 F4			0-0 6-3	4 0 0 0 0 2 2 0 0 0 0 0 0 0												
<b>Inning Stats</b>	R: 0 E: 0 K: 1 S: 5	H: 0 LOB: 0 BB: 0 P: 5	R: 1 E: 1 K: 0 S: 5	H: 2 LOB: 1 BB: 0 P: 5	R: 0 E: 0 K: 2 S: 8	H: 1 LOB: 1 BB: 0 P: 8	R: 0 E: 0 K: 0 S: 2	H: 0 LOB: 0 BB: 1 P: 6	R: 0 E: 0 K: 2 S: 8	H: 1 LOB: 1 BB: 0 P: 8	R: 5 E: 0 K: 0 S: 7	H: 4 LOB: 1 BB: 2 P: 15	R: 1 E: 0 K: 2 S: 8	H: 2 LOB: 1 BB: 1 P: 12	R: 0 E: 0 K: 0 S: 3	H: 0 LOB: 0 BB: 0 P: 3	R: 0 E: 0 K: 0 S: 3	H: 0 LOB: 0 BB: 0 P: 3	1B: 7 2B: 3 3B: 0 HR: 0	SF: 0 SAC: 0 DP: 0 HBP: 0	WP: 2 PB: 0 SB: 1 CS: 1	PA: 40
<b>PITCHER</b>	IP WLS BF H R ER SO BB IBB HBP BLK WP HR S P ERA WHIP																					
Mike Maddux, R (1, 1) ERA: 9.98	5.0 L 23 7 5 4 5 2 0 0 0 1 0 31 39 7.20 1.800																					
Randy Lerch, L (6, 1) ERA: 7.88	2.0 10 3 2 2 2 2 0 0 0 1 0 12 20 9.00 2.500																					
Tom Hume, R (8, 1) ERA: 5.09	1.0 3 0 0 0 0 0 0 0 0 0 0 3 3 0.00 0.000																					
Kent Tekulve, R (9, 1) ERA: 2.82	1.0 3 0 0 0 0 0 0 0 0 0 0 3 3 0.00 0.000																					

St. Louis Cardinals @ Philadelphia Phillies  
Veterans Stadium, Philadelphia, PA  
Sun Jun 22 1986, 3:33 AM EDT  
Att. 32,570 - Unknown

livebaseballscorecards.com

AB	35
R	7
H	10
RBI	7
BB	4
SO	7
LOB	14



Batter	1	2	3	4	5	6	7	8	9	AB R H RBI BB SO LOB
Jeff Stone, L (1, 7) OBP: 0.327, SLG: 0.343	0-0 B1-3		0-0 6-3			0-0 F7		0-0 HR 1B		4 1 1 0 0 0 0
Juan Samuel, R (1, 4) OBP: 0.303, SLG: 0.386	0-3 K		0-3 K			0-0 5-3		0-0 1-H HR		4 1 1 2 0 2 0
Ron Roenicke, S (1, 8) OBP: 0.377, SLG: 0.375	4-0 2B BB			0-0 F4		0-3 K		0-3 K		3 0 0 0 1 2 0
Mike Schmidt, R (1, 5) OBP: 0.388, SLG: 0.538	0-0 1-3 2B			0-0 E5 1B			0-0 HR	0-3 K		4 2 3 1 0 1 0
Von Hayes, L (1, 3) OBP: 0.391, SLG: 0.453	0-0 F7			0-0 G5-4-3 1B			0-3 K		4-0 1B BB	3 0 1 1 1 1 2
Glenn Wilson, R (1, 9) OBP: 0.301, SLG: 0.366		0-3 K		0-0 G5-4-3 1-2f			0-0 2B		0-0 1-3 1B	4 0 2 0 0 1 1
John Russell, R (1, 2) OBP: 0.344, SLG: 0.438		0-3 K			0-3 K		0-0 F9		0-3 K	4 0 0 0 0 3 3
Steve Jeltz, S (1, 6) OBP: 0.353, SLG: 0.276		0-0 4-3			0-0 4-3		0-0 F9		0-3 K	3 0 0 0 0 0 1
Tom Foley, L (9, PH) OBP: 0.412, SLG: 0.393										1 0 0 0 0 1 2
Mike Maddux, L (1, 1) Randy Lerch, L (6, 1) Tom Hume, R (8, 1) Rick Schu, R (8, PH) Kent Tekulve, R (9, 1) Greg Gross, L (9, PH)			0-0 5-3		0-0 6-3			0-0 F9	0-3 K	2 0 1 0 0 0 0 0 0 0 0 0 0 0 0 0 1 0 0 0 0 1 2

Inning Stats	R: 0	H: 1	E: 0	K: 1	S: 6	LOB: 2	BB: 1	P: 10	R: 0	H: 0	E: 0	K: 2	S: 7	LOB: 0	BB: 0	P: 7	R: 0	H: 0	E: 0	K: 1	S: 5	LOB: 0	BB: 0	P: 5	R: 1	H: 2	E: 1	K: 0	S: 4	LOB: 0	BB: 0	P: 4	R: 0	H: 0	E: 0	K: 1	S: 5	LOB: 0	BB: 0	P: 5	R: 1	H: 2	E: 0	K: 1	S: 7	LOB: 1	BB: 0	P: 7	R: 2	H: 2	E: 0	K: 2	S: 9	LOB: 0	BB: 0	P: 9	R: 0	H: 1	E: 0	K: 3	S: 10	LOB: 2	BB: 1	P: 14	1B: 4	SF: 0	2B: 2	SAC: 0	3B: 0	DP: 1	HR: 2	HBP: 0	WP: 0	PA: 36
--------------	------	------	------	------	------	--------	-------	-------	------	------	------	------	------	--------	-------	------	------	------	------	------	------	--------	-------	------	------	------	------	------	------	--------	-------	------	------	------	------	------	------	--------	-------	------	------	------	------	------	------	--------	-------	------	------	------	------	------	------	--------	-------	------	------	------	------	------	-------	--------	-------	-------	-------	-------	-------	--------	-------	-------	-------	--------	-------	--------

PITCHER	IP	WLS	BF	H	R	ER	SO	BB	IBB	HBP	BLK	WP	HR	S	P	ERA	WHIP
Greg Mathews, L (1, 1) ERA: 2.5	7.2	W	30	7	4	3	8	1	0	0	0	0	2	45	49	3.52	1.043
Todd Worrell, R (8, 1) ERA: 1.73	1.1	S	6	1	0	0	4	1	0	0	0	0	0	13	17	0.00	1.500

**BOTTOM**

St. Louis Cardinals @ Philadelphia Phillies  
Veterans Stadium, Philadelphia, PA  
Sun Jun 22 1986, 3:33 AM EDT  
Att. 32,570 - Unknown

AB	34
R	4
H	8
RBI	4
BB	2
SO	12
LOB	11



PITCHER	IP	WLS	BF	H	R	ER	SO	BB	IBB	HBP	BLK	WP	HR	S	P	ERA	WHIP
---------	----	-----	----	---	---	----	----	----	-----	-----	-----	----	----	---	---	-----	------



Batter	1	2	3	4	5	6	7	8	9	AB R H RBI BB SO LOB	TOP
Shawon Dunston, R (1, 6) OBP: 0.321, SLG: 0.457	0-0 F8		0-0 F9			0-0 F8		0-0 6-3		4 0 0 0 0 0 3	
Gary Matthews, R (1, 7) OBP: 0.358, SLG: 0.376	0-0 F8		0-0 G5-4-3			0-0 4-3		0-3 K		4 0 0 0 0 1 3	
23 Ryne Sandberg, R (1, 4) OBP: 0.327, SLG: 0.437 Chris Speier, R (8, 4) OBP: 0.306, SLG: 0.370	0-0 F6				0-0 F4		0-0 F6		0-0 5-3	3 0 0 0 0 0 0 1 0 0 0 0 0 0	
Keith Moreland, R (1, 9) OBP: 0.344, SLG: 0.403 Terry Francona, L (7, 3) OBP: 0.241, SLG: 0.226		4-0 FC5-4 BB			0-0 F9		0-0 F9		0-0 6-3	2 0 0 0 1 0 0 1 0 0 0 0 0 0	
Ron Cey, R (1, 5) OBP: 0.366, SLG: 0.512		0-0 F7			0-0 F6		0-0 1B 2B		0-0 1B 1B	4 1 2 0 0 0 1	
Leon Durham, L (1, 3) OBP: 0.345, SLG: 0.416 Dave Martinez, L (7, 8) OBP: 0.154, SLG: 0.083		0-0 FC5-4			0-0 G3		0-0 FC6-4 1B 2-H		0-0 FC6-4 1B	3 0 1 1 0 0 1 1 0 1 0 0 0 0	
Jerry Mumphrey, S (1, 8) OBP: 0.354, SLG: 0.338		0-0 F8			0-3 K		0-0 FC6-4		0-0 FC6-4	4 0 0 0 0 1 4	
Steve Lake, R (1, 2) OBP: 0.450, SLG: 0.474			0-0 F9 E 1B		0-0 4-3				0-0 SH1-3 1B	3 0 2 0 0 0 0	
Jamie Moyer, L (1, 1) George Frazier, R (3, 1) Jay Baller, R (6, 1)			0-0 E1 G5-4-3			0-0 F7			0-0 SH1-3	1 0 0 0 0 0 1 1 0 0 0 0 0 0 0 0 0 0 0 0 0	
<b>Inning Stats</b>	R: 0 H: 0 E: 0 LOB: 0 K: 0 BB: 0 S: 3 P: 3	R: 0 H: 0 E: 0 LOB: 1 K: 0 BB: 1 S: 3 P: 7	R: 0 H: 1 E: 1 LOB: 1 K: 0 BB: 0 S: 4 P: 4	R: 0 H: 0 E: 0 LOB: 0 K: 0 BB: 0 S: 3 P: 3	R: 0 H: 0 E: 0 LOB: 0 K: 1 BB: 0 S: 5 P: 5	R: 0 H: 0 E: 0 LOB: 0 K: 0 BB: 0 S: 3 P: 3	R: 1 H: 2 E: 0 LOB: 1 K: 0 BB: 0 S: 5 P: 5	R: 0 H: 1 E: 0 LOB: 1 K: 1 BB: 0 S: 6 P: 6	R: 0 H: 2 E: 0 LOB: 2 K: 0 BB: 0 S: 5 P: 5	1B: 5 SF: 0 2B: 1 SAC: 1 3B: 0 DP: 1 HR: 0 HBP: 0	WP: 0 PA: 34 PB: 0 SB: 0 CS: 0
<b>PITCHER</b> Shane Rawley, L (1, 1) ERA: 2.8	IP WLS BF H R ER SO BB IBB HBP BLK WP HR S P ERA WHIP										
	9.0 W 34 6 1 1 2 1 0 0 0 0 0 0 37 41 1.00 0.778										

Chicago Cubs @ Philadelphia Phillies  
Veterans Stadium, Philadelphia, PA  
Mon Jun 23 1986, 7:05 PM EDT  
Att. 21,899 - Unknown

livebaseballscorecards.com

AB	32
R	1
H	6
RBI	1
BB	1
SO	2
LOB	13









BOTTOM

Chicago Cubs @ Philadelphia Phillies  
Veterans Stadium, Philadelphia, PA  
Tue Jun 24 1986, 7:05 PM EDT  
Att: 24,757 - Unknown

livebaseballscorecards.com

AB 40  
R 7  
H 13  
RBI 7  
BB 2  
SO 7  
LOB 20



WP: 0 PA: 43  
PB: 0  
SB: 1  
CS: 0

AB R H RBI BB SO LOB

4 2 2 0 1 1 0

4 1 1 0 1 1 4

4 0 2 1 0 1 1

5 2 2 1 0 1 4

5 0 1 2 0 1 3

5 0 0 0 0 0 4

5 1 3 3 0 0 0

4 0 1 0 0 0 3

3 1 1 0 0 1 1  
1 0 0 0 0 1 0  
0 0 0 0 0 0 0  
0 0 0 0 0 0 0

1B: 9 SF: 1  
2B: 3 SAC: 0  
3B: 0 DP: 0  
HR: 1 HBP: 0

Batter	1	2	3	4	5	6	7	8	9	10
Ron Roenicke, S (1, 8) OBP: 0.396, SLG: 0.398	0-3 K		0-0 1B BB 1B	4-0 1-2 BB		0-0 1-3 1B 2B		0-0 F4		
Rick Schu, R (1, 5) OBP: 0.336, SLG: 0.391	0-0 5-3		4-0 1-2 1B BB	0-0 F8		0-3 K		0-0 1B		
Juan Samuel, R (1, 4) OBP: 0.311, SLG: 0.431	0-3 K		0-0 1-2 2-3 1B		0-0 FC6 2B	0-0 SF7		0-0 F4		
Mike Schmidt, R (1, 3) OBP: 0.390, SLG: 0.551		0-0 1-6-3 2B 1B	0-0 F3		0-0 FC6 1B	0-0 3-H 1B		0-3 K		
Von Hayes, L (1, 7) OBP: 0.391, SLG: 0.447		0-0 4-3 1-2 1B	0-0 1-2 2-H 3-H 1B		0-0 F9	0-0 F7		0-3 K		
Glenn Wilson, R (1, 9) OBP: 0.300, SLG: 0.368		0-0 1-6-3 2-3 1B	0-0 G3		0-0 E5 1-2 1B		0-0 F3		0-0 4-3	
John Russell, R (1, 2) OBP: 0.359, SLG: 0.511		0-0 3-H 2B		0-0 F8	0-0 1-2 2-H 1B		0-0 F8			0-0 HR
Steve Jeltz, S (1, 6) OBP: 0.348, SLG: 0.269		0-0 F9		0-0 S 1B	0-0 FC6-4 1-2f 1B		0-0 5-3			
Kevin Gross, R (1, 1) OBP: 0.237, SLG: 0.351			0-0 1-3			0-0 2B SF7 1B		0-3 K		
Kent Tekulve, R (7, 1)										
Don Carman, L (9, 1)										
Steve Bedrosian, R (9, 1)										

Inning Stats	R: 0	H: 0	R: 1	H: 2	R: 2	H: 3	R: 0	H: 1	R: 1	H: 2	R: 2	H: 3	R: 0	H: 0	R: 0	H: 1	R: 0	H: 0	R: 1	H: 1	R: 0	H: 0	R: 1	H: 1	1B: 9	SF: 1
E: 0	LOB: 0	E: 0	LOB: 1	E: 0	LOB: 2	E: 0	LOB: 2	E: 1	LOB: 2	E: 0	LOB: 1	E: 0	LOB: 0	E: 0	LOB: 0	E: 0	LOB: 1	E: 0	LOB: 0	E: 0	LOB: 0	E: 0	LOB: 0	2B: 3	SAC: 0	
K: 2	BB: 0	K: 0	BB: 0	K: 0	BB: 1	K: 0	BB: 1	K: 0	BB: 0	K: 1	BB: 0	K: 1	BB: 0	K: 0	BB: 0	K: 1	BB: 0	K: 2	BB: 0	K: 0	BB: 0	K: 1	BB: 0	3B: 0	DP: 0	
S: 7	P: 7	S: 5	P: 5	S: 6	P: 10	S: 6	P: 10	S: 6	P: 6	S: 8	P: 8	S: 3	P: 3	S: 6	P: 6	S: 7	P: 7	S: 1	P: 1	S: 1	P: 1	S: 1	P: 1	HR: 1	HBP: 0	

PITCHER	IP	WLS	BF	H	R	ER	SO	BB	IBB	HBP	BLK	WP	HR	S	P	ERA	WHIP
Steve Trout, L (1, 1) ERA: 4.67	5.0		28	10	6	5	3	2	0	0	0	0	0	32	40	9.00	2.400
Dennis Eckersley, R (6, 1) ERA: 5.91	1.0		4	1	0	0	1	0	0	0	0	0	0	6	6	0.00	1.000
Guy Hoffman, L (7, 1) ERA: 4.39	2.0		7	1	0	0	1	0	0	0	0	0	0	9	9	0.00	0.500
Lee Smith, R (9, 1) ERA: 2.84	1.0	L	4	1	1	1	2	0	0	0	0	0	1	8	8	9.00	1.000



Batter	1	2	3	4	5	6	7	8	9	AB R H RBI BB SO LOB	TOP											
Shawon Dunston, R (1, 6) OBP: 0.324, SLG: 0.458	0-0 23 CS 1B		0-0 23 S 1B		0-3 K	0-0 1-H 2-H 2B		0-3 K		5 0 3 3 0 2 1												
Gary Matthews, R (1, 7) OBP: 0.357, SLG: 0.380	0-0 F9		0-0 F4		0-0 F9	0-0 6-3		0-3 K		4 0 0 0 0 0 3												
Ray Fontenot, L (6, 1) OBP: 0.500, SLG: 0.500										1 0 0 0 0 1 1												
Davey Lopes, R (9, 5) OBP: 0.418, SLG: 0.482										0 0 0 0 0 0 0												
23 Ryne Sandberg, R (1, 4) OBP: 0.329, SLG: 0.438	4-0 S 1-2 BB		0-0 1-H 1B		0-0 6-3		0-0 4-3 S 2B 1B		0-0 F3	4 1 2 0 1 0 0												
Keith Moreland, R (1, 9) OBP: 0.342, SLG: 0.401	0-3 K 1-2			0-0 3B 1B		0-0 F3	0-0 4-3		0-0 1B E 1B	5 2 2 0 0 1 2												
Leon Durham, L (1, 3) OBP: 0.340, SLG: 0.404		0-0 3-1		0-0 F6		4-0 BB 2B BB	0-0 4-3		0-0 E SF9 1B	4 2 1 0 1 0 2												
Jody Davis, R (1, 2) OBP: 0.297, SLG: 0.423		0-3 K		0-0 1-H 1B 3B		0-0 F6	0-0 2B		0-0 E4	5 1 2 2 0 1 2												
Ron Cey, R (1, 5) OBP: 0.374, SLG: 0.508				0-0 3-H 1B		4-0 1-2 2B BB	0-0 6-3		0-0 SF9	3 1 1 1 1 0 1												
Chris Speier, R (7, 5) OBP: 0.302, SLG: 0.370										0 0 0 1 0 0 0												
Lee Smith, R (9, 1)										0 0 0 0 0 0 0												
Dave Martinez, L (1, 8) OBP: 0.318, SLG: 0.263			0-0 SH1-4 1B 1B	0-0 F7		0-0 1-H 2-H 2B 2B		0-0 G3	0-0 4-3	5 2 2 2 0 0 2												
Scott Sanderson, R (1, 1) OBP: 0.083, SLG: 0.043			0-0 SH1-4	0-0 F7		1-0 HBP 2B		0-0 PB 1B		1 0 0 0 0 0 1												
Guy Hoffman, L (5, 1)										0 0 0 0 0 0 0												
Terry Francona, L (6, PH) (6, 7)										1 1 1 0 0 0 0												
<b>Inning Stats</b>	R: 0 E: 0 K: 1 S: 5	H: 1 LOB: 1 BB: 1 P: 9	R: 0 E: 0 K: 1 S: 5	H: 0 LOB: 0 BB: 0 P: 5	R: 1 E: 0 K: 0 S: 5	H: 3 LOB: 2 BB: 0 P: 5	R: 2 E: 0 K: 0 S: 6	H: 3 LOB: 1 BB: 0 P: 6	R: 0 E: 0 K: 1 S: 5	H: 0 LOB: 0 BB: 0 P: 5	R: 4 E: 0 K: 0 S: 5	H: 2 LOB: 1 BB: 2 P: 14	R: 1 E: 0 K: 0 S: 5	H: 2 LOB: 1 BB: 0 P: 5	R: 0 E: 0 K: 2 S: 8	H: 1 LOB: 1 BB: 0 P: 8	R: 2 E: 1 K: 0 S: 6	H: 2 LOB: 1 BB: 0 P: 6	1B: 10 2B: 3 3B: 1 HR: 0	SF: 1 SAC: 1 DP: 0 HBP: 1	WP: 0 PB: 1 SB: 3 CS: 1	PA: 44
<b>PITCHER</b>	IP WLS BF H R ER SO BB IBB HBP BLK WP HR S P ERA WHIP																					
Charles Hudson, R (1, 1) ERA: 4.52	5.2 L 26 8 6 6 3 3 0 0 0 0 0 0 29 41 9.53 1.941																					
Tom Hume, R (6, 1) ERA: 5.4	0.1 3 1 1 1 0 0 0 0 1 0 0 0 2 3 27.00 3.000																					
Kent Tekulve, R (7, 1) ERA: 3.14	3.0 15 5 3 1 2 0 0 0 0 0 0 0 19 19 3.00 1.667																					

Chicago Cubs @ Philadelphia Phillies  
Veterans Stadium, Philadelphia, PA  
Wed Jun 25 1986, 7:05 PM EDT  
Att: 22,085 - Unknown

livebaseballscorecards.com

AB	38
R	10
H	14
RBI	9
BB	3
SO	5
LOB	15



BOTTOM

Chicago Cubs @ Philadelphia Phillies  
Veterans Stadium, Philadelphia, PA  
Wed Jun 25 1986, 7:05 PM EDT  
Att. 22,085 - Unknown

livebaseballscorecards.com

AB 37  
R 7  
H 11  
RBI 7  
BB 3  
SO 8  
LOB 12



WP: 0 PA: 41  
PB: 0  
SB: 0  
CS: 1

AB R H RBI BB SO LOB

5 0 2 0 0 1 0

5 0 0 0 0 1 1

2 2 1 1 3 0 1

5 1 2 2 0 0 3

4 1 1 0 0 2 1

4 0 0 0 0 1 1

4 1 2 2 0 0 0

3 0 1 0 0 2 2

1 1 1 0 0 0 0

2 0 0 0 0 1 1

0 0 0 0 0 0 0

1 0 0 0 0 0 2

0 0 0 0 0 0 0

1 1 1 2 0 0 0

1B: 6 SF: 0

2B: 1 SAC: 0

3B: 1 DP: 1

HR: 4 HBP: 0

Batter	1	2	3	4	5	6	7	8	9
Jeff Stone, L (1, 7) OBP: 0.331, SLG: 0.346	0-3 K		0-0 CS 1B		0-0 F8		0-0 4-3		0-0 1B
Juan Samuel, R (1, 4) OBP: 0.305, SLG: 0.421	0-0 4-3		0-0 CS 1-2	0-0 F6	0-0 F8		0-0 6-3		0-3 K
Ron Roenicke, S (1, 8) OBP: 0.409, SLG: 0.423	4-0 FC5-4 BB			4-0 HR BB	0-0 HR		4-0 BB		0-0 F6
Mike Schmidt, R (1, 5) OBP: 0.391, SLG: 0.561	0-0 FC5-4 1-2f			0-0 HR 1-H	0-0 1B		0-0 F9		0-0 F8
Von Hayes, L (1, 3) OBP: 0.389, SLG: 0.444		0-3 K		0-0 HR 1B	0-0 F7			0-3 K	
Glenn Wilson, R (1, 9) OBP: 0.296, SLG: 0.362		0-3 K		0-0 F9		0-0 E1 6-4 1B		0-0 6-3	
John Russell, R (1, 2) OBP: 0.364, SLG: 0.543		0-0 5-3		0-0 HR 1-H	0-0 1B		0-0 F8		
Tom Foley, L (1, 6) OBP: 0.405, SLG: 0.452			0-3 K	0-0 3B	0-3 K				0-0 HR 1B
Steve Jeltz, S (9, PH) OBP: 0.350, SLG: 0.273									
Charles Hudson, S (1, 1)			0-0 L1	0-3 K		0-0 6-4 2-3f			0-0 HR 1-H
Tom Hume, R (6, 1)									
Rick Schu, R (6, PH) OBP: 0.333, SLG: 0.388									
Kent Tekulve, R (7, 1)									
Ronn Reynolds, R (9, PH) OBP: 1.000, SLG: 4.000									

Inning Stats	R: 0	H: 0	E: 0	K: 1	S: 5	H: 0	LOB: 1	BB: 1	P: 9	R: 0	H: 0	E: 0	K: 2	S: 7	R: 0	H: 1	E: 0	K: 1	S: 5	R: 4	H: 4	E: 0	K: 1	S: 9	R: 1	H: 2	E: 0	K: 0	S: 5	R: 0	H: 0	E: 0	K: 0	S: 3	R: 0	H: 0	E: 0	K: 1	S: 5	R: 2	H: 3	E: 0	K: 1	S: 8	1B: 6	SF: 0	2B: 1	SAC: 0	3B: 1	DP: 1	HR: 4	HBP: 0
--------------	------	------	------	------	------	------	--------	-------	------	------	------	------	------	------	------	------	------	------	------	------	------	------	------	------	------	------	------	------	------	------	------	------	------	------	------	------	------	------	------	------	------	------	------	------	-------	-------	-------	--------	-------	-------	-------	--------

PITCHER	IP	WLS	BF	H	R	ER	SO	BB	IBB	HBP	BLK	WP	HR	S	P	ERA	WHIP
Scott Sanderson, R (1, 1) ERA: 4.44	4.2		22	7	5	5	5	2	0	0	0	0	3	30	38	9.64	1.929
Guy Hoffman, L (5, 1) ERA: 4.36	0.1	W	1	0	0	0	0	0	0	0	0	0	0	1	1	0.00	0.000
Ray Fontenot, L (6, 1) ERA: 2.78	3.0		14	4	2	2	2	1	0	0	0	0	1	17	21	6.00	1.667
Lee Smith, R (9, 1) ERA: 2.77	1.0	S	3	0	0	0	1	0	0	0	0	0	0	5	5	0.00	0.000













BOTTOM

Philadelphia Phillies @ St. Louis Cardinals  
Busch Stadium, St. Louis, MO  
Sat Jun 28 1986, 7:05 PM CDT  
Att: 43,513 - Unknown

livebaseballscorecards.com

AB	41
R	4
H	11
RBI	4
BB	2
SO	9
LOB	26



WP	0	PA	45
PB	0		
SB	6		
CS	0		

AB R H RBI BB SO LOB

4	1	1	1	1	0	0	1
4	1	3	1	1	0	0	
4	0	1	0	0	2	6	
4	0	1	1	1	1	6	
4	0	0	0	0	1	3	
0	0	0	0	0	0	0	
1	0	0	0	0	0	3	
0	0	0	0	0	0	0	
3	0	0	0	0	1	0	
2	0	1	0	0	0	0	
5	1	1	1	0	1	2	
5	1	1	0	0	0	2	
2	0	1	0	0	1	1	
1	0	0	0	0	1	1	
0	0	0	0	0	0	0	
2	0	1	0	0	1	1	
1	0	0	0	0	1	1	
0	0	0	0	0	0	0	
2	0	1	0	0	1	1	

Batter	1	2	3	4	5	6	7	8	9	10
Vince Coleman, S (1, 7) OBP: 0.330, SLG: 0.322	0-0 4-3		0-0 5-3		0-0 FC4-6 1B		0-0 S 1B		0-0 SH IBB	
Ozzie Smith, S (1, 6) OBP: 0.401, SLG: 0.370	0-0 F6		0-0 1B		0-0 FC4-2 1B		0-0 2B 1B		4-0 IBB	
Tom Herr, S (1, 4) OBP: 0.318, SLG: 0.294	1-0 BB HBP		0-0 1B		0-0 FC4-2		0-3 K		0-3 K	
Willie McGee, S (1, 8) OBP: 0.293, SLG: 0.334	4-0 1-2 BB		0-0 3-1		0-0 6-3		0-0 S 2B		0-3 K	
Alan Kniel, R (1, 3) OBP: 0.500, SLG: 0.400	0-0 4-3		0-0 5-3		0-3 K2-3		0-0 5-3		0-0 F6	
Ken Dayley, L (8, 1) OBP: 0.333, SLG: 0.200										
Michael LaValliere, L (9, PH) OBP: 0.373, SLG: 0.367										
Pat Perry, L (10, 1)										
Tito Landrum, R (1, 9) OBP: 0.262, SLG: 0.253		0-0 E5 4-3 5-3		0-3 K		0-0 6-3		0-0 F5		0-0 1B
Curt Ford, L (8, PH) OBP: 0.340, SLG: 0.444										
Mike Heath, R (1, 2) OBP: 0.287, SLG: 0.307		0-0 5-3		0-0 HR		0-3 K		0-0 F9		0-0 F7
Terry Pendleton, S (1, 5) OBP: 0.267, SLG: 0.264		0-0 4-3		0-0 6-3				0-0 4-3		0-0 F9
Greg Mathews, R (1, 1) OBP: 0.063, SLG: 0.063		0-3 K								
José Oquendo, S (7, PH) OBP: 0.429, SLG: 0.424										
Rick Ownbey, R (8, 1)										
Andy Van Slyke, L (8, 3) OBP: 0.302, SLG: 0.337					0-0 FC4-6 1B		0-3 K		0-0 SH S 1B	0-3 K

Inning Stats	R: 0	H: 0	E: 0	K: 0	S: 3	P: 8	R: 0	H: 0	E: 1	K: 1	S: 6	R: 0	H: 2	E: 0	K: 0	S: 4	R: 1	H: 1	E: 0	K: 1	S: 6	R: 0	H: 2	E: 0	K: 0	S: 5	R: 0	H: 0	E: 0	K: 2	S: 7	R: 3	H: 4	E: 0	K: 2	S: 11	R: 0	H: 0	E: 0	K: 0	S: 3	R: 0	H: 1	E: 1	K: 2	S: 9	R: 0	H: 1	E: 0	K: 1	S: 6	1B: 8	SF: 0	2B: 2	SAC: 1	3B: 0	DP: 0	HR: 1	HBP: 1	WP: 0	PA: 45
--------------	------	------	------	------	------	------	------	------	------	------	------	------	------	------	------	------	------	------	------	------	------	------	------	------	------	------	------	------	------	------	------	------	------	------	------	-------	------	------	------	------	------	------	------	------	------	------	------	------	------	------	------	-------	-------	-------	--------	-------	-------	-------	--------	-------	--------

PITCHER	IP	WLS	BF	H	R	ER	SO	BB	IBB	HBP	BLK	WP	HR	S	P	ERA	WHIP
Bruce Ruffin, L (1, 1) ERA: 4.26	6.1		28	7	3	3	5	1	0	1	0	0	1	36	41	4.26	1.263
Don Carman, L (7, 1) ERA: 4.37	0.2		4	2	1	1	1	0	0	0	0	0	0	6	6	13.50	3.000
Steve Bedrosian, R (8, 1) ERA: 3.86	2.0	W	9	1	0	0	2	0	1	0	0	0	0	12	16	0.00	0.500
Tom Hume, R (10, 1) ERA: 4.97	1.0	S	4	1	0	0	1	0	0	0	0	0	0	6	6	0.00	1.000



Batter	1	2	3	4	5	6	7	8	9	AB R H RBI BB SO LOB	TOP	
<b>Jeff Stone, L</b> (1, 7) x OBP: 0.323, SLG: 0.336 <b>Steve Bedrosian, R</b> (9, 1)	0-0 6-3	0-0 3-1		0-0 F8			0-0 F9		0-0 F7	5 0 0 0 0 0 3 0 0 0 0 0 0 0	Philadelphia Phillies @ St. Louis Cardinals Busch Stadium, St. Louis, MO Sun Jun 29 1986, 3:33 AM CDT Att. 42,959 - Unknown  livebaseballscorecards.com	
<b>Greg Gross, L</b> (1, 9) x OBP: 0.450, SLG: 0.375 (9, 7)	0-0 1B 1B		0-0 5-3	0-0 6-3			0-0 2B		0-0 E6 HR	5 1 2 0 0 0 2		
<b>Juan Samuel, R</b> (1, 4) x OBP: 0.299, SLG: 0.421	0-0 F8		4-0 2B 2B BB		0-3 K		0-0 F8		0-0 HR	4 2 1 4 1 1 2		
<b>Mike Schmidt, R</b> (1, 5) x OBP: 0.381, SLG: 0.539	0-0 1B 1B		0-0 2B		0-0 F3			0-0 6-3	0-0 F3	5 1 2 0 0 0 0		
<b>Von Hayes, L</b> (1, 3) x OBP: 0.382, SLG: 0.430	0-0 1B		4-0 2B IBB		0-0 F7			0-0 1-3		3 1 1 0 1 0 0		
<b>Ron Roenicke, S</b> (1, 8) <b>Milt Thompson, L</b> (8, 8) OBP: 0.256, SLG: 0.281		0-0 HR	0-0 F5			0-0 F4		0-3 K		4 1 1 1 0 1 3 0 0 0 0 0 0 0		
<b>John Russell, R</b> (1, 2) OBP: 0.361, SLG: 0.524		0-0 F9	0-0 2B			0-3 K			0-0 F7	4 0 1 3 0 1 0		
<b>Steve Jeltz, S</b> (1, 6) OBP: 0.357, SLG: 0.280		0-0 E6 SH1-4	0-0 G3			0-0 4-3			4-0 E 1B HR BB	3 1 0 0 1 0 1		
<b>Kevin Gross, R</b> (1, 1) OBP: 0.225, SLG: 0.333 <b>Don Carman, L</b> (7, 1) <b>Tom Foley, L</b> (9, PH) OBP: 0.425, SLG: 0.455 <b>Glenn Wilson, R</b> (9, 9) OBP: 0.287, SLG: 0.347		0-0 SH1-4		0-0 F6		0-3 K			0-0 E HR 1B	2 0 0 0 0 1 0 0 0 0 0 0 0 0 1 1 1 0 0 0 0 0 0 0 0 0 0 0		
<b>Inning Stats</b>	R: 0 H: 3 E: 0 LOB: 2 K: 0 BB: 0 S: 5 P: 5	R: 1 H: 1 E: 1 LOB: 1 K: 0 BB: 0 S: 5 P: 5	R: 3 H: 2 E: 0 LOB: 1 K: 0 BB: 2 S: 5 P: 13	R: 0 H: 0 E: 0 LOB: 0 K: 1 BB: 0 S: 5 P: 5	R: 0 H: 0 E: 0 LOB: 0 K: 1 BB: 0 S: 5 P: 5	R: 0 H: 0 E: 0 LOB: 0 K: 1 BB: 0 S: 5 P: 5	R: 0 H: 1 E: 0 LOB: 1 K: 1 BB: 0 S: 6 P: 6	R: 0 H: 0 E: 0 LOB: 0 K: 1 BB: 0 S: 5 P: 5	R: 4 H: 2 E: 1 LOB: 0 K: 0 BB: 1 S: 6 P: 10	1B: 4 SF: 0 2B: 3 SAC: 1 3B: 0 DP: 0 HR: 2 HBP: 0	WP: 0 PA: 40 PB: 0 SB: 0 CS: 0	
<b>PITCHER</b> <b>Ray Burris, R</b> (1, 1) ERA: 3.88 <b>Ricky Horton, L</b> (8, 1) ERA: 3.65 <b>Todd Worrell, R</b> (9, 1) ERA: 1.62	IP WLS BF H R ER SO BB IBB HBP BLK WP HR S P ERA WHIP											<b>PITCHER</b> IP WLS BF H R ER SO BB IBB HBP BLK WP HR S P ERA WHIP

Philadelphia Phillies @ St. Louis Cardinals  
 Busch Stadium, St. Louis, MO  
 Sun Jun 29 1986, 3:33 AM CDT  
 Att. 42,959 - Unknown

AB 36  
 R 8  
 H 9  
 RBI 8  
 BB 3  
 SO 4  
 LOB 11



**BOTTOM**

Philadelphia Phillies @ St. Louis Cardinals  
 Busch Stadium, St. Louis, MO  
 Sun Jun 29 1986, 3:33 AM CDT  
 Att. 42,959 - Unknown

AB	31
R	7
H	7
RBI	7
BB	3
SO	3
LOB	8



WP:	0	PA:	38
PB:	0		
SB:	3		
CS:	1		

AB R H RBI BB SO LOB

5	0	0	0	0	2	0
5	1	1	0	0	0	0
3	1	1	0	0	0	0
3	1	0	0	1	0	2
3	2	2	2	1	0	0
0	0	0	0	0	0	0
3	0	0	1	0	0	3
3	1	2	2	1	0	0
3	1	1	1	0	0	2
2	0	0	0	0	1	1
0	0	0	0	0	0	0
0	0	0	1	0	0	0
0	0	0	0	0	0	0
1	0	0	0	0	0	0

Batter	1	2	3	4	5	6	7	8	9
Vince Coleman, S OBP: 0.324, SLG: 0.316 (1, 7)	0-3 K ①		0-0 B2 ①		0-0 F7 ②		0-3 K ③		0-0 F7 ②
Ozzie Smith, S OBP: 0.397, SLG: 0.366 (1, 6)	0-0 S 2B 1B		0-0 4-3 ②		0-0 3-1 ③			0-0 F9 ①	0-0 F4 ③
Tom Herr, S OBP: 0.320, SLG: 0.294 (1, 4)	1-0 2B 1-2 HBP		0-0 G1 ③			0-0 5-3 ①		0-0 BB 2B 1B	
Willie McGee, S OBP: 0.292, SLG: 0.331 (1, 8)	0-0 F7 ②			0-0 5-3 ①		0-0 4-3 ②		4-0 BB BB BB BB 2B 1-2 SH1-3 BB	
Curt Ford, L OBP: 0.370, SLG: 0.500 Todd Worrell, R (9, 1)	0-0 1-3 2-H 2B			4-0 BB BB BB BB 3B BB		0-0 G3 ③		0-0 SH1-3 1B 2B	
Michael LaValliere, L OBP: 0.362, SLG: 0.355 (1, 2)	0-0 3-1 ③			0-0 F8 ②			0-0 F8 ①	0-0 SH1-3 ②	
Andy Van Slyke, L OBP: 0.310, SLG: 0.354 (9, 9)		0-0 F7 ①		0-0 1-H 3B			4-0 BB BB BB BB S 2B BB	0-0 3-H 1B	
Terry Pendleton, S OBP: 0.270, SLG: 0.268 (1, 5)		1-0 CS HBP		0-0 G3 ③			0-0 S 1-H SF7 2B	0-0 F8 ③	
Ray Burris, R OBP: 0.190, SLG: 0.333 Clint Hurdle, L OBP: 0.235, SLG: 0.246 Tito Landrum, R OBP: 0.260, SLG: 0.253 Ricky Horton, L OBP: 0.167, SLG: 0.167 Alan Knicely, R OBP: 0.444, SLG: 0.333 (9, 3)		0-3 K ② ③			0-0 F8 ①		0-0 SF7 ②		0-0 6-3 ①

Inning Stats	R: 1	H: 2	E: 0	K: 1	S: 7	H: 2	LOB: 2	BB: 0	P: 8	R: 0	H: 0	E: 0	K: 1	S: 4	R: 0	H: 0	E: 0	K: 0	S: 3	R: 1	H: 1	E: 0	K: 0	S: 4	R: 0	H: 0	E: 0	K: 0	S: 3	R: 0	H: 0	E: 0	K: 1	S: 6	R: 3	H: 3	E: 0	K: 0	S: 6	R: 0	H: 0	E: 0	K: 0	S: 3	1B: 3	2B: 3	3B: 1	HR: 0	SF: 1	SAC: 1	DP: 0	HBP: 2	WP: 0	PB: 0	SB: 3	CS: 1
--------------	------	------	------	------	------	------	--------	-------	------	------	------	------	------	------	------	------	------	------	------	------	------	------	------	------	------	------	------	------	------	------	------	------	------	------	------	------	------	------	------	------	------	------	------	------	-------	-------	-------	-------	-------	--------	-------	--------	-------	-------	-------	-------

PITCHER	IP	WLS	BF	H	R	ER	SO	BB	IBB	HBP	BLK	WP	HR	S	P	ERA	WHIP
Kevin Gross, R ERA: 4.34 (1, 1)	6.1		26	4	4	4	2	2	0	2	0	0	0	26	36	5.68	0.947
Don Carman, L ERA: 4.91 (7, 1)	1.2		9	3	3	3	1	1	0	0	0	0	0	10	14	16.20	2.400
Steve Bedrosian, R ERA: 3.76 (9, 1)	1.0	W	3	0	0	0	0	0	0	0	0	0	0	3	3	0.00	0.000



Batter	1	2	3	4	5	6	7	8	9	AB R H RBI BB SO LOB	TOP											
<b>Jeff Stone, L</b> (1, 7) <small>OBP: 0.315, SLG: 0.328</small> <b>Rick Schu, R</b> (7, PH) <small>OBP: 0.335, SLG: 0.383</small> (7, 5)	0-0 F7		0-0 E6	0-0 F7			0-0 FC6-4 1-2 1B		0-0 4-3	3 0 0 0 0 0 2 2 0 1 0 0 0 0												
<b>Milt Thompson, L</b> (1, 8) <small>OBP: 0.260, SLG: 0.280</small>	0-0 G3		0-0 WP S 1-2 1B		0-0 G3		0-3 K	4-0 PO BB	4 0 1 0 1 1 2													
<b>Juan Samuel, R</b> (1, 4) <small>OBP: 0.294, SLG: 0.414</small>	0-0 6-3		0-3 K 1-3		0-0 F3		0-0 FC6-4 1-2f	0-0 PO 1-2	4 0 0 0 0 1 3													
<b>Mike Schmidt, R</b> (1, 5) <small>OBP: 0.376, SLG: 0.531</small> (7, 3)		0-0 F9	0-0 G3		0-3 K			0-0 F9	4 0 0 0 0 1 1													
<b>Von Hayes, L</b> (1, 3) <small>OBP: 0.386, SLG: 0.436</small> (7, 7)		4-0 1B BB		0-0 1B 2B		0-0 F8		0-0 1B 1B	3 2 2 0 1 0 0													
<b>Glenn Wilson, R</b> (1, 9) <small>OBP: 0.293, SLG: 0.353</small>		0-0 1B 1-2 1B		0-0 FC1-5 BB 2-H 1B		0-0 3-1		0-0 1-3 1B	4 0 3 1 0 0 0													
<b>John Russell, R</b> (1, 2) <small>OBP: 0.350, SLG: 0.505</small>		0-3 K		0-3 K		0-3 K		0-0 F8	4 0 0 0 0 3 5													
<b>Steve Jeltz, S</b> (1, 6) <small>OBP: 0.360, SLG: 0.281</small>		0-0 1-2 2-H 1B		4-0 FC1-5 1-2 BB		0-0 4-3		0-0 4-3	3 0 1 1 1 0 2													
<b>Charles Hudson, S</b> (1, 1) <b>Tom Foley, L</b> (7, PH) <small>OBP: 0.439, SLG: 0.455</small> <b>Kent Tekulve, R</b> (7, 1) <b>Greg Gross, L</b> (9, PH) <small>OBP: 0.443, SLG: 0.367</small>		0-0 6-3		0-0 FC1-5 1-2 2-3f		0-0 4-3 1B BB		0-0 L6	2 0 0 0 0 0 4 0 0 0 0 1 0 0 0 0 0 0 0 0 0 1 0 0 0 0 0 0													
<b>Inning Stats</b>	R: 0 E: 0 K: 0 S: 3	H: 0 LOB: 0 BB: 0 P: 3	R: 1 E: 0 K: 1 S: 7	H: 2 LOB: 2 BB: 1 P: 11	R: 0 E: 1 K: 1 S: 6	H: 1 LOB: 1 BB: 0 P: 6	R: 1 E: 0 K: 1 S: 7	H: 2 LOB: 2 BB: 1 P: 11	R: 0 E: 0 K: 1 S: 5	H: 0 LOB: 0 BB: 0 P: 5	R: 0 E: 0 K: 1 S: 5	H: 0 LOB: 0 BB: 0 P: 5	R: 0 E: 0 K: 1 S: 6	H: 1 LOB: 2 BB: 1 P: 10	R: 0 E: 0 K: 0 S: 5	H: 2 LOB: 2 BB: 0 P: 5	R: 0 E: 0 K: 0 S: 2	H: 0 LOB: 0 BB: 1 P: 6	1B: 7 2B: 1 3B: 0 HR: 0	SF: 0 SAC: 0 DP: 0 HBP: 0	WP: 1 PB: 0 SB: 1 CS: 0	PA: 39
<b>PITCHER</b>	IP WLS BF H R ER SO BB IBB HBP BLK WP HR S P ERA WHIP																					
<b>Bob Walk, R</b> (1, 1) <small>ERA: 3.46</small> <b>Larry McWilliams, L</b> (7, 1) <small>ERA: 4.95</small> <b>Cecilio Guante, R</b> (8, 1) <small>ERA: 2.28</small>	6.1 W 27 5 2 2 5 3 0 0 0 1 0 34 46 2.84 1.263																					
	0.2 3 1 0 0 1 0 0 0 0 0 0 5 5 0.00 1.500																					
	2.0 S 8 2 0 0 0 1 0 0 0 0 0 7 11 0.00 1.500																					

Philadelphia Phillies @ Pittsburgh Pirates  
Three Rivers Stadium, Pittsburgh, PA  
Mon Jun 30 1986, 7:05 PM EDT  
Att. 5,881 - Unknown

livebaseballscorecards.com

<b>AB</b>	34
<b>R</b>	2
<b>H</b>	8
<b>RBI</b>	2
<b>BB</b>	4
<b>SO</b>	6
<b>LOB</b>	19



Batter	1	2	3	4	5	6	7	8	9
<b>Barry Bonds, L</b> (1, 8) OBP: 0.364, SLG: 0.492	0-0 HR		4-0 1B		0-0 F8		0-0 4-3		
<b>Joe Orsulak, L</b> (1, 9) OBP: 0.308, SLG: 0.332	0-0 4-3		0-0 1B		0-0 4-3			0-0 B1-3	
<b>Johnny Ray, S</b> (1, 4) OBP: 0.368, SLG: 0.398	4-0 BB		4-0 BB		0-0 E6			0-0 1B	
<b>Sid Bream, L</b> (1, 3) OBP: 0.362, SLG: 0.489	4-0 BB		0-0 BB		0-0 G4-3			4-0 BB	
<b>R.J. Reynolds, S</b> (1, 7) OBP: 0.357, SLG: 0.464	0-0 FC4-6		0-0 HR		4-0 BB			0-0 FC4-6	
<b>Tony Peña, R</b> (1, 2) OBP: 0.317, SLG: 0.374	0-0 4-3		4-0 BB		0-0 F8			0-0 6-3	
<b>Jim Morrison, R</b> (1, 5) OBP: 0.308, SLG: 0.403		0-0 6-3		0-0 P4			0-0 SH3-4		
<b>U L Washington, S</b> (1, 6) OBP: 0.350, SLG: 0.235		0-0 G3		0-0 G6-3			0-0 SH3-4		
<b>Bob Walk, R</b> (1, 1) OBP: 0.267, SLG: 0.357		0-0 5-3			0-0 F7		0-0 F8		
<b>Larry McWilliams, L</b> (7, 1) OBP: 0.211, SLG: 0.222									
<b>Lee Mazzilli, S</b> (7, PH) OBP: 0.382, SLG: 0.256									
<b>Cecilio Guante, R</b> (8, 1)									

Inning Stats	R: 1	H: 1	E: 0	K: 0	S: 4	LOB: 2	BB: 2	P: 12
	R: 0	H: 0	E: 0	K: 0	S: 3 <td>LOB: 0</td> <td>BB: 0</td> <td>P: 3</td>	LOB: 0	BB: 0	P: 3
	R: 1	H: 1	E: 0	K: 0	S: 2 <td>LOB: 0</td> <td>BB: 2</td> <td>P: 10</td>	LOB: 0	BB: 2	P: 10
	R: 1	H: 1	E: 0	K: 0	S: 3 <td>LOB: 0</td> <td>BB: 1</td> <td>P: 7</td>	LOB: 0	BB: 1	P: 7
	R: 0	H: 0	E: 0	K: 0	S: 3 <td>LOB: 0</td> <td>BB: 0</td> <td>P: 3</td>	LOB: 0	BB: 0	P: 3
	R: 0	H: 0	E: 1	K: 0	S: 3 <td>LOB: 1</td> <td>BB: 1</td> <td>P: 7</td>	LOB: 1	BB: 1	P: 7
	R: 0	H: 1	E: 0	K: 0	S: 4 <td>LOB: 1</td> <td>BB: 0</td> <td>P: 4</td>	LOB: 1	BB: 0	P: 4
	R: 0	H: 1	E: 0	K: 0	S: 4 <td>LOB: 2</td> <td>BB: 1</td> <td>P: 8</td>	LOB: 2	BB: 1	P: 8

PITCHER	IP	WLS	BF	H	R	ER	SO	BB	IBB	HBP	BLK	WP	HR	S	P	ERA	WHIP
<b>Charles Hudson, R</b> (1, 1) ERA: 4.52	6.0	L	24	3	3	3	0	6	0	0	0	0	2	18	42	4.50	1.500
<b>Kent Tekulve, R</b> (7, 1) ERA: 2.81	2.0		9	2	0	0	0	1	0	0	0	0	0	8	12	0.00	1.500

**BOTTOM**

Philadelphia Phillies @ Pittsburgh Pirates  
Three Rivers Stadium, Pittsburgh, PA  
Mon Jun 30 1986, 7:05 PM EDT  
Att. 5,881 - Unknown

AB	R	H	RBI	BB	SO	LOB
3	2	1	1	1	0	1
4	0	1	1	0	0	0
2	0	1	0	2	0	0
2	0	0	0	2	0	2
3	1	1	1	1	0	4
3	0	0	0	1	0	5
3	0	1	0	0	0	1
2	0	0	0	0	0	1
2	0	0	0	0	0	0
0	0	0	0	0	0	0
1	0	0	0	0	0	1
0	0	0	0	0	0	0

livebaseballscores.com

AB	25
R	3
H	5
RBI	3
BB	7
SO	0
LOB	15



WP	HR	S	P	ERA	WHIP
0	0	3	4	0.00	1.500
0	0	3	1	4.52	1.500



Batter	1	2	3	4	5	6	7	8	9	10	11	12	AB	R	H	RBI	BB	SO	LOB	TOP						
<b>Gary Redus, R</b> OBP: 0.388, SLG: 0.439 (1, 7) X	0-0 F8		4-0 HR BB		0-0 1B		4-0 E5 BB		0-0 P4		4-0 IBB		3	1	1	0	3	0	0							
<b>Rick Schu, R</b> OBP: 0.335, SLG: 0.401 (1, 5) X	0-0 5-3		0-0 HR		0-0 F8		0-0 E5		0-0 F7		0-0 F7		6	2	2	2	0	0	6							
<b>Juan Samuel, R</b> OBP: 0.295, SLG: 0.416 (1, 4) X	0-0 6-3		0-0 CS 1B										6	0	2	0	0	1	3							
<b>Mike Schmidt, R</b> OBP: 0.395, SLG: 0.544 (1, 3)		1-0 FC4-6 HBP	0-0 CS	0-0 F9		0-0 G1-6-3 1B		4-0 1B BB		4-0 1B SF9 BB		0-0 HR	3	2	2	1	2	0	0							
<b>Von Hayes, L</b> OBP: 0.389, SLG: 0.435 (1, 8)	0-0 FC4-6 CS			4-0 CS BB		0-0 G1-6-3		0-0 1B 1B		0-0 1B 1B		0-0 G3	5	0	2	1	1	0	3							
<b>Glenn Wilson, R</b> OBP: 0.294, SLG: 0.354 (1, 9)	0-0 1B			0-0 P4		0-0 F8		0-0 1B		0-0 SF9		0-0 1-3	5	0	2	1	0	0	2							
<b>John Russell, R</b> OBP: 0.341, SLG: 0.496 (1, 2)	0-3 K			0-0 CS	0-0 F2		0-0 P6	0-3 K		0-3 K		0-0 2B	6	0	1	0	0	3	4							
<b>Steve Jeltz, S</b> OBP: 0.363, SLG: 0.284 (1, 6)			0-0 F8		0-0 1B SH3-4 1B		0-0 6-3		0-3 K		0-0 SH2-4 1B	4-0 IBB	5	0	2	0	1	1	0							
<b>Mike Maddux, L</b> OBP: 0.321, SLG: 0.328 (7, PH)			0-0 1-3		0-0 SH3-4		1-0 E5 S HBP		0-0 F7		0-0 SH2-4	0-0 F9	1	0	0	0	0	0	0							
<b>Jeff Stone, L</b> OBP: 0.321, SLG: 0.328 (7, PH)													0	0	0	0	0	0	0							
<b>Don Carman, L</b> OBP: 0.321, SLG: 0.328 (7, PH)													0	0	0	0	0	0	0							
<b>Greg Gross, L</b> OBP: 0.321, SLG: 0.328 (9, PH)													0	0	0	0	0	0	0							
<b>Steve Bedrosian, R</b> OBP: 0.321, SLG: 0.328 (9, PH)													0	0	0	0	0	0	0							
<b>Tom Hume, R</b> OBP: 0.321, SLG: 0.328 (10, PH)													0	0	0	0	0	0	2							
<b>Inning Stats</b>	R: 0 E: 0 K: 3 S: 3	H: 0 LOB: 0 BB: 0 P: 3	R: 0 E: 0 K: 1 S: 5	H: 1 LOB: 1 BB: 0 P: 6	R: 2 E: 0 K: 0 S: 4	H: 2 LOB: 0 BB: 1 P: 8	R: 0 E: 0 K: 0 S: 2	H: 0 LOB: 0 BB: 1 P: 6	R: 0 E: 0 K: 0 S: 5	H: 2 LOB: 2 BB: 0 P: 5	R: 0 E: 0 K: 0 S: 4	H: 2 LOB: 1 BB: 0 P: 4	R: 0 E: 0 K: 0 S: 3	H: 0 LOB: 2 BB: 1 P: 8	R: 0 E: 0 K: 1 S: 6	H: 2 LOB: 2 BB: 1 P: 10	R: 0 E: 0 K: 1 S: 7	H: 2 LOB: 1 BB: 1 P: 11	R: 0 E: 0 K: 1 S: 6	H: 1 LOB: 2 BB: 1 P: 10	R: 1 E: 0 K: 0 S: 5	H: 2 LOB: 2 BB: 1 P: 9	1B: 10 2B: 2 3B: 0 HR: 2	SF: 1 SAC: 2 DP: 1 HBP: 2	WP: 0 PB: 0 SB: 2 CS: 3	PA: 56
<b>PITCHER</b>	IP WLS BF H R ER SO BB IBB HBP BLK WP HR S P ERA WHIP																									
<b>Rich Saweur, L</b> ERA: 2.7 (1, 1)	6.2		28	7	2	2	1	3	0	0	0	0	0	0	0	1	25	39	2.70	1.500						
<b>Jim Winn, R</b> ERA: 3.47 (7, 1)	0.1		1	0	0	0	0	0	0	0	0	0	0	0	0	1	1	1	0.00	0.000						
<b>Don Robinson, R</b> ERA: 4.43 (8, 1)	2.0		8	2	0	0	2	1	0	0	0	0	0	0	0	11	15	0.00	1.500							
<b>Pat Clements, L</b> ERA: 3.34 (10, 1)	2.0		11	3	2	2	2	1	1	0	0	0	0	0	0	13	21	9.00	2.000							
<b>Larry McWilliams, L</b> ERA: 5.0 (12, 1)	1.0	L	6	2	1	1	0	0	1	0	0	0	0	0	1	5	9	9.00	2.000							

Philadelphia Phillies @ Pittsburgh Pirates  
 Three Rivers Stadium, Pittsburgh, PA  
 Tue Jul 01 1986, 7:05 PM EDT  
 Att: 8,118 - Unknown

livebaseballscorecards.com

AB	42
R	5
H	14
RBI	5
BB	7
SO	5
LOB	20



Batter	1	2	3	4	5	6	7	8	9	10	11	12	AB	R	H	RBI	BB	SO	LOB
Barry Bonds, L OBP: 0.362, SLG: 0.488 (1, 8)	0-0 4-3 E G4-6-3 2B		0-0 E G4-6-3 2B		0-3 K		0-3 K		0-0 SH1-3	4-0 G9-3 IBB		0-0 G3-6-3	5	1	1	0	1	2	1
Joe Orsulak, L OBP: 0.313, SLG: 0.338 (1, 9)	0-0 WP 2B		4-0 G4-6-3 BB		0-3 K2-3		0-0 S 1B		0-0 1-3	0-0 G9-3			5	1	2	0	1	1	4
Johnny Ray, S OBP: 0.374, SLG: 0.400 (1, 4)	4-0 E BB		0-0 G4-6-3 1-2f		0-0 CS 1B		0-0 1B		4-0 IBB		0-0 4-3		4	0	2	1	2	0	1
Sid Bream, L OBP: 0.363, SLG: 0.485 Pat Clements, R OBP: 0.301, SLG: 0.324 Mike Brown, R OBP: 0.211, SLG: 0.222 Larry McWilliams, L OBP: 0.211, SLG: 0.222 (1, 3) (10, 1) (11, PH) (12, 1)	0-3 K		0-0 PB S 1B		0-0 CS	4-0 FC5-4 BB	0-0 F7		0-0 F8		0-0 4-3		4	0	1	0	1	1	5
R.J. Reynolds, S OBP: 0.361, SLG: 0.461 (1, 7)	0-0 G3 1-2 2-3		4-0 CS BB			0-0 FC5-4 CS 1B 1-2f		0-0 F7		4-0 1B E WP BB	0-0 4-3		4	1	1	0	2	0	3
Jim Morrison, R OBP: 0.312, SLG: 0.406 (1, 5)		0-0 F3	0-0 CS	0-0 4-3 S 1B		0-0 CS 1B 1-2		0-0 F8		0-0 F7	0-0 1B		6	0	3	0	0	0	1
Junior Ortiz, R OBP: 0.339, SLG: 0.365 Tony Peña, R OBP: 0.317, SLG: 0.373 (1, 2) (8, PH) (9, 2)		0-0 G3		0-0 F9		0-0 E5 1-2 2-3		0-0 1B		0-0 E4 1B WP	0-0 F8		3	0	0	0	0	0	3
Rafael Belliard, R OBP: 0.292, SLG: 0.250 Mike Diaz, R OBP: 0.344, SLG: 0.368 Bill Almon, R OBP: 0.344, SLG: 0.455 (1, 6) (10, PH) (10, PR) (11, 6)		4-0 BB		0-0 4-3		0-0 3-1		0-3 K		0-0 WP 1B		0-0 G3	3	0	0	0	1	1	4
Rich Sauveur, L Jim Winn, R U L Washington, S Don Robinson, R Lee Mazzilli, S (1, 1) (7, 1) (7, PH) (8, 1) (8, PH) (10, 3)		0-0 4-3		0-3 K			0-0 P5		4-0 1-3 SH1-3 BB	4-0 1-3 2-H 3-H IBB		0-0 G3-6-3 1B	2	0	0	0	0	1	2


Inning Stats	R: 0	H: 1	E: 0	LOB: 2	K: 1	S: 6	R: 0	H: 0	E: 0	LOB: 1	K: 0	S: 3	R: 1	H: 2	E: 1	LOB: 1	K: 0	S: 3	R: 0	H: 1	E: 0	LOB: 1	K: 1	S: 6	R: 0	H: 1	E: 0	LOB: 0	K: 2	S: 7	R: 0	H: 1	E: 1	LOB: 2	K: 0	S: 4	R: 1	H: 2	E: 0	LOB: 1	K: 1	S: 7	R: 0	H: 1	E: 0	LOB: 1	K: 1	S: 6	R: 0	H: 0	E: 1	LOB: 2	K: 0	S: 3	R: 2	H: 1	E: 1	LOB: 3	K: 0	S: 4	R: 0	H: 2	E: 0	LOB: 2	K: 0	S: 5	R: 0	H: 1	E: 0	LOB: 0	K: 0	S: 3	R: 0	H: 1	E: 0	LOB: 0	K: 0	S: 3	R: 0	H: 1	E: 0	LOB: 0	K: 0	S: 3	1B: 11	2B: 2	3B: 0	HR: 0	SF: 0	SAC: 1	DP: 3	HBP: 0	WP: 3	PA: 57
--------------	------	------	------	--------	------	------	------	------	------	--------	------	------	------	------	------	--------	------	------	------	------	------	--------	------	------	------	------	------	--------	------	------	------	------	------	--------	------	------	------	------	------	--------	------	------	------	------	------	--------	------	------	------	------	------	--------	------	------	------	------	------	--------	------	------	------	------	------	--------	------	------	------	------	------	--------	------	------	------	------	------	--------	------	------	------	------	------	--------	------	------	--------	-------	-------	-------	-------	--------	-------	--------	-------	--------

PITCHER	IP	WLS	BF	H	R	ER	SO	BB	IBB	HBP	BLK	WP	HR	S	P	ERA	WHIP
Mike Maddux, R ERA: 7.84 (1, 1)	5.1		24	6	1	1	4	5	0	0	0	1	0	27	47	1.69	2.062
Kent Tekulve, R ERA: 2.77 (6, 1)	0.2		2	0	0	0	0	0	0	0	0	0	0	2	2	0.00	0.000
Don Carman, L ERA: 4.89 (7, 1)	2.0		9	3	1	1	2	0	0	0	0	0	0	13	13	4.50	1.500
Steve Bedrosian, R ERA: 3.86 (9, 1)	1.1		11	1	2	1	0	2	3	0	0	1	0	6	26	6.75	2.250
Tom Hume, R ERA: 4.5 (10, 1)	2.2	W	9	3	0	0	0	0	0	0	0	0	0	9	9	0.00	1.125

**BOTTOM**

Philadelphia Phillies @ Pittsburgh Pirates  
 Three Rivers Stadium, Pittsburgh, PA  
 Tue Jul 01 1986, 7:05 PM EDT  
 Att: 8,118 - Unknown

AB	44
R	4
H	13
RBI	1
BB	10
SO	6
LOB	27



PITCHER	IP	WLS	BF	H	R	ER	SO	BB	IBB	HBP	BLK	WP	HR	S	P	ERA	WHIP
Mike Maddux, R ERA: 7.84 (1, 1)	5.1		24	6	1	1	4	5	0	0	0	1	0	27	47	1.69	2.062
Kent Tekulve, R ERA: 2.77 (6, 1)	0.2		2	0	0	0	0	0	0	0	0	0	0	2	2	0.00	0.000
Don Carman, L ERA: 4.89 (7, 1)	2.0		9	3	1	1	2	0	0	0	0	0	0	13	13	4.50	1.500
Steve Bedrosian, R ERA: 3.86 (9, 1)	1.1		11	1	2	1	0	2	3	0	0	1	0	6	26	6.75	2.250
Tom Hume, R ERA: 4.5 (10, 1)	2.2	W	9	3	0	0	0	0	0	0	0	0	0	9	9	0.00	1.125



Batter	1	2	3	4	5	6	7	8	9	AB R H RBI BB SO LOB	TOP
<b>Jeff Stone, L</b> (1, 7) <small>OBP: 0.319, SLG: 0.325</small> <b>Kent Tekulve, R</b> (8, 1) <b>Don Carman, L</b> (8, 1) <b>Steve Bedrosian, R</b> (9, 1)	0-3 K		0-0 CS 1B			0-0 6-3		0-0 4-3		4 0 1 0 0 1 0	<b>Philadelphia Phillies @ Pittsburgh Pirates</b> <b>Three Rivers Stadium, Pittsburgh, PA</b> Wed Jul 02 1986, 7:05 PM EDT Att. 6,782 - Unknown
<b>Greg Gross, L</b> (1, 3) <small>OBP: 0.424, SLG: 0.352</small>	0-0 5-3		0-0 CS 1-2	0-0 3B 1B		0-3 K		0-0 L6		4 1 1 0 0 1 0	
<b>Juan Samuel, R</b> (1, 4) <small>OBP: 0.298, SLG: 0.425</small>	0-3 K			0-0 SF7 3B		0-0 1-3		0-0 CS 1B		4 1 2 1 0 1 0	
<b>Mike Schmidt, R</b> (1, 5) <small>OBP: 0.380, SLG: 0.538</small>		0-0 F9		0-0 SF7 3-H		0-0 F7		0-0 F8		3 0 0 1 0 0 1	
<b>Von Hayes, L</b> (1, 8) <small>OBP: 0.387, SLG: 0.436</small>		0-3 K		0-0 F7		0-0 2B		0-3 K 1-2		4 0 1 0 0 2 1	
<b>Glenn Wilson, R</b> (1, 9) <small>OBP: 0.298, SLG: 0.366</small>		0-0 HR		0-0 4-3		4-0 IBB				2 1 1 1 1 0 0	
<b>Ronn Reynolds, R</b> (1, 2) <small>OBP: 0.500, SLG: 1.333</small> <b>Ron Roenicke, S</b> (7, PH) <small>OBP: 0.413, SLG: 0.444</small> <b>John Russell, R</b> (7, 2) <small>OBP: 0.341, SLG: 0.496</small>		0-0 L5			0-0 F8		0-0 F7			2 0 0 0 0 0 0 1 0 0 0 0 0 2 0 0 0 0 0 0 0	
<b>Tom Foley, L</b> (1, 6) <small>OBP: 0.409, SLG: 0.417</small> <b>Steve Jeltz, S</b> (8, 6) <small>OBP: 0.363, SLG: 0.284</small>			0-0 4-3		0-0 F7		0-0 P5			3 0 0 0 0 0 2 0 0 0 0 0 0 0	
<b>Shane Rawley, R</b> (1, 1) <small>OBP: 0.191, SLG: 0.222</small> <b>Gary Redus, R</b> (8, PH) <small>OBP: 0.382, SLG: 0.431</small> (8, 7)			0-0 5-3		0-3 K			0-3 K		2 0 0 0 0 1 0 1 0 0 0 0 1 0	
<b>Inning Stats</b>	R: 0 H: 0 E: 0 LOB: 0 K: 2 BB: 0 S: 7 P: 7	R: 1 H: 1 E: 0 LOB: 0 K: 1 BB: 0 S: 6 P: 6	R: 0 H: 1 E: 0 LOB: 0 K: 0 BB: 0 S: 3 P: 3	R: 2 H: 2 E: 0 LOB: 0 K: 0 BB: 0 S: 5 P: 5	R: 0 H: 0 E: 0 LOB: 0 K: 1 BB: 0 S: 5 P: 5	R: 0 H: 0 E: 0 LOB: 0 K: 1 BB: 0 S: 5 P: 5	R: 0 H: 1 E: 0 LOB: 2 K: 0 BB: 1 S: 4 P: 8	R: 0 H: 0 E: 0 LOB: 0 K: 1 BB: 0 S: 5 P: 5	R: 0 H: 1 E: 0 LOB: 0 K: 1 BB: 0 S: 5 P: 5	1B: 3 SF: 1 2B: 1 SAC: 0 3B: 1 DP: 0 HR: 1 HBP: 0	
<b>PITCHER</b> <b>Rick Rhoden, R</b> (1, 1) <small>ERA: 2.5</small>	IP WLS BF H R ER SO BB IBB HBP BLK WP HR S P ERA WHIP 9.0 W 32 6 3 3 7 0 1 0 0 0 1 45 49 3.00 0.667										

livebaseballscorecards.com

<b>AB</b>	<b>30</b>
<b>R</b>	<b>3</b>
<b>H</b>	<b>6</b>
<b>RBI</b>	<b>3</b>
<b>BB</b>	<b>1</b>
<b>SO</b>	<b>7</b>
<b>LOB</b>	<b>6</b>



BOTTOM

Philadelphia Phillies @ Pittsburgh Pirates  
Three Rivers Stadium, Pittsburgh, PA

Wed Jul 02 1986, 7:05 PM EDT  
Att. 6,782 - Unknown

livebaseballscorecards.com

AB 37  
R 4  
H 12  
RBI 4  
BB 3  
SO 5  
LOB 20



WP: 1 PA: 40  
PB: 0  
SB: 4  
CS: 1

AB R H RBI BB SO LOB

4	1	3	0	1	0	1
3	0	1	1	1	1	4
1	0	0	0	0	0	2
4	0	0	0	1	1	5
5	0	1	1	0	1	2
3	1	1	1	0	0	2
1	0	1	0	0	0	0
4	1	2	1	0	0	0
3	0	0	0	0	1	0
1	0	0	0	0	1	2
4	0	0	0	0	0	2
4	0	3	0	0	0	0
0	1	0	0	0	0	0

Batter	1	2	3	4	5	6	7	8	9
Barry Bonds, L (1, 8) OBP: 0.377, SLG: 0.512	0-0 S S 1B	0-0 1-3 2B			0-0 1B 2B		4-0 1-2 BB		0-0 1-2 F8
Bill Almon, R (1, 7) OBP: 0.348, SLG: 0.452	4-0 1-2 BB	0-3 K			0-0 2-H 1B		0-0 F8		0-0 2-3 F8
Joe Orsulak, L (9, PH) OBP: 0.312, SLG: 0.336									
Johnny Ray, S (1, 4) OBP: 0.371, SLG: 0.394	0-3 K		0-0 F9		0-0 1-2 F8		0-0 F8		4-0 1B S IBB
Tony Peña, R (1, 2) OBP: 0.315, SLG: 0.370	0-0 F8		0-0 F8			0-0 P4		0-3 K	0-0 1-3 3-H 1B
Mike Diaz, R (1, 3) OBP: 0.343, SLG: 0.417	0-0 5-3		0-0 5-3			0-0 HR		0-0 1B 1B	
Sid Bream, L (8, 3) OBP: 0.365, SLG: 0.488									
Jim Morrison, R (1, 5) OBP: 0.315, SLG: 0.420		0-0 HR		0-0 5-3		0-0 F7		0-0 1-2 FC5-4 1B	
Mike Brown, R (1, 9) OBP: 0.297, SLG: 0.319		0-0 5-3		0-3 K		0-0 L6		0-3 K	
R.J. Reynolds, S (8, PH) OBP: 0.359, SLG: 0.459									
Rafael Belliard, R (1, 6) OBP: 0.284, SLG: 0.243		0-0 F9		0-0 F8		0-0 F7		0-0 1-2f FC5-4	
Rick Rhoden, R (1, 1) OBP: 0.378, SLG: 0.405		0-0 2B 1B			0-0 F7		0-0 BB 1B		0-0 F8 1B WP 1B
Rick Reuschel, R (9, PR) OBP: 0.171, SLG: 0.200									

Inning Stats	R: 0	H: 1	E: 0	K: 1	S: 6	H: 1	LOB: 2	BB: 1	P: 10	R: 1	H: 3	E: 0	K: 1	S: 8	H: 0	LOB: 0	BB: 0	P: 3	R: 0	H: 0	E: 0	K: 0	S: 3	H: 0	LOB: 0	BB: 0	P: 3	R: 1	H: 2	E: 0	K: 0	S: 4	H: 1	LOB: 1	BB: 0	P: 4	R: 0	H: 1	E: 0	K: 0	S: 4	H: 1	LOB: 2	BB: 1	P: 8	R: 0	H: 2	E: 0	K: 2	S: 9	H: 2	LOB: 2	BB: 0	P: 9	R: 1	H: 2	E: 0	K: 0	S: 4	H: 2	LOB: 2	BB: 1	P: 8
--------------	------	------	------	------	------	------	--------	-------	-------	------	------	------	------	------	------	--------	-------	------	------	------	------	------	------	------	--------	-------	------	------	------	------	------	------	------	--------	-------	------	------	------	------	------	------	------	--------	-------	------	------	------	------	------	------	------	--------	-------	------	------	------	------	------	------	------	--------	-------	------

PITCHER	IP	WLS	BF	H	R	ER	SO	BB	IBB	HBP	BLK	WP	HR	S	P	ERA	WHIP
Shane Rawley, L (1, 1) ERA: 2.73	7.0		30	8	3	3	3	2	0	0	0	0	2	34	42	3.86	1.429
Kent Tekulve, R (8, 1) ERA: 2.76	0.1		3	2	0	0	1	0	0	0	0	0	0	5	5	0.00	6.000
Don Carman, L (8, 1) ERA: 4.99	1.0	L	4	1	1	1	1	0	0	0	0	1	0	6	6	9.00	1.000
Steve Bedrosian, R (9, 1) ERA: 3.83	0.1		3	1	0	0	0	0	1	0	0	0	0	2	6	0.00	3.000

1B	2B	3B	HR	SF	SAC	DP	HBP
8	2	0	2	0	0	0	0



Batter	1	2	3	4	5	6	7	8	9	AB R H RBI BB SO LOB	TOP										
Tracy Jones, R OBP: 0.409, SLG: 0.458 (1, 7) (8, 3)	0-0 F8		0-0 F9		0-0 G5-4-3 1B			0-0 2B SF9 1B	0-0 F2	5 1 2 0 0 0 2											
Dave Concepcion, R OBP: 0.310, SLG: 0.335 (1, 6)	0-0 6-3		0-0 6-3		0-0 G5-4-3 1-2f			0-0 SF9 1B 2B	0-0 1B	5 1 2 0 0 0 2											
Dave Parker, L OBP: 0.343, SLG: 0.483 (1, 9)	0-0 F7			0-0 G3		0-3 K		0-0 F4	0-0 F8	5 0 0 0 0 1 4											
Eric Davis, R OBP: 0.359, SLG: 0.478 (1, 8) (8, 7)		0-0 1B G4-6-3 2B		4-0 FC6-4 BB		0-0 6-3		0-0 SF9		2 1 1 1 1 0 0											
Bo Diaz, R OBP: 0.318, SLG: 0.342 (1, 2)		0-0 G4-6-3 1B 2-3		0-0 FC6-4 BB 1B 1-2f		0-0 F9		0-0 BB 1B 3-H		4 0 2 1 0 0 1											
Tony Perez, R OBP: 0.342, SLG: 0.279 Eddie Milner, L OBP: 0.300, SLG: 0.372 (1, 3) (8, PR) (8, 8)		0-0 G4-6-3 1-2f 3-H		0-0 BB 1B 1-2		0-0 5-3		4-0 FC5-4 BB 1-2		3 0 1 0 1 0 1 0 0 0 0 0 0 0											
Buddy Bell, R OBP: 0.324, SLG: 0.351 (1, 5)		0-0 FC6-4 1B		4-0 1-2 2-3 BB		0-0 4-3 1B		0-0 FC5-4 1-2f		3 0 2 0 1 0 2											
Ron Oester, S OBP: 0.296, SLG: 0.335 (1, 4)		0-0 FC6-4 1-2f		0-0 F9		0-0 4-3			0-0 1B 1B	4 0 1 0 0 0 5											
John Denny, R OBP: 0.222, SLG: 0.200 Wade Rowdon, R OBP: 0.258, SLG: 0.286 Scott Terry, R Max Venable, L OBP: 0.286, SLG: 0.321 (1, 1) (7, PH) (7, 1) (9, PH)			0-0 6-3 1B		0-0 F4		0-0 6-3		0-3 K	2 0 1 0 0 0 0 1 0 0 0 0 0 1 0 0 0 0 0 0 0 1 0 0 0 0 1 1											
<b>Inning Stats</b>	R: 0 E: 0 K: 0 S: 3	H: 0 LOB: 0 BB: 0 P: 3	R: 1 E: 0 K: 0 S: 5	H: 3 LOB: 1 BB: 0 P: 5	R: 0 E: 0 K: 0 S: 3	H: 1 LOB: 1 BB: 0 P: 3	R: 0 E: 0 K: 0 S: 4	H: 1 LOB: 3 BB: 2 P: 12	R: 0 E: 0 K: 1 S: 5	H: 0 LOB: 0 BB: 0 P: 5	R: 0 E: 0 K: 0 S: 4	H: 1 LOB: 1 BB: 0 P: 4	R: 2 E: 0 K: 0 S: 6	H: 3 LOB: 2 BB: 1 P: 10	R: 0 E: 0 K: 1 S: 7	H: 2 LOB: 2 BB: 0 P: 7	1B: 10 2B: 2 3B: 0 HR: 0	SF: 1 SAC: 0 DP: 2 HBP: 0	WP: 0 PB: 0 SB: 0 CS: 0	PA: 39	
<b>PITCHER</b> Bruce Ruffin, L ERA: 3.86 Tom Hume, R ERA: 4.3	IP 7.2	WLS W	BF 33	H 10	R 3	ER 3	SO 1	BB 3	IBB 0	HBP 0	BLK 0	WP 0	HR 0	S 32	P 44	ERA 3.52	WHIP 1.696				
	IP 1.1	WLS S	BF 6	H 2	R 0	ER 0	SO 1	BB 0	IBB 0	HBP 0	BLK 0	WP 0	HR 0	S 8	P 8	ERA 0.00	WHIP 1.500				

Cincinnati Reds @ Philadelphia Phillies  
Veterans Stadium, Philadelphia, PA  
Thu Jul 03 1986, 7:05 PM EDT  
Att: 61,475 - Unknown

livebaseballscorecards.com

AB	35
R	3
H	12
RBI	2
BB	3
SO	2
LOB	19



Batter	1	2	3	4	5	6	7	8	9	AB	R	H	RBI	BB	SO	LOB
Gary Redus, R OBP: 0.375, SLG: 0.435 (1, 7)	0-0 1B 2B	0-0 L6		0-3 K		0-0 G3				4	1	1	0	0	1	2
Juan Samuel, R OBP: 0.301, SLG: 0.424 (1, 4)	4-0 1B HR BB	0-0 F8		0-0 E 1B			0-0 F8			3	1	1	1	1	0	1
Ron Roenicke, S OBP: 0.415, SLG: 0.442 (1, 8)	0-0 HR 1B		4-0 FC4-6 1B BB	0-0 3-1			0-0 F7			3	1	1	1	1	0	1
Mike Schmidt, R OBP: 0.379, SLG: 0.545 (1, 5)	0-0 HR		0-0 F9		0-3 K		0-3 K			4	1	1	3	0	2	1
Von Hayes, L OBP: 0.391, SLG: 0.437 (1, 3)	0-0 4-3		0-0 FC4-6 1B		4-0 FC5-4 BB			4-0 HR BB		2	1	1	0	2	0	0
Glenn Wilson, R OBP: 0.294, SLG: 0.360 (1, 9)	0-0 6-3		0-0 FC4-6		0-0 F6			0-3 K		4	0	0	0	0	1	4
John Russell, R OBP: 0.338, SLG: 0.513 (1, 2)	0-0 5-3		0-0 4-3		0-0 FC5-4			0-0 HR		4	1	1	2	0	0	3
Steve Jeltz, S OBP: 0.365, SLG: 0.288 (1, 6)		0-0 SH1-4 1B		0-0 S 1B		0-0 6-3		0-0 4-3		4	1	2	0	0	0	0
Bruce Ruffin, S Tom Hume, R (8, 1)		0-0 SH1-4		0-3 K		0-0 4-3		0-0 1-3		2	0	0	0	0	1	1
										1	0	0	0	0	0	0

Inning Stats	R: 4	H: 3	LOB: 0	K: 0	S: 6	P: 10	R: 0	H: 1	LOB: 1	K: 0	S: 4	P: 4	R: 0	H: 1	LOB: 2	K: 0	S: 4	P: 8	R: 1	H: 2	LOB: 1	K: 2	S: 9	P: 9	R: 0	H: 0	LOB: 1	K: 1	S: 5	P: 9	R: 0	H: 0	LOB: 0	K: 0	S: 3	P: 3	R: 0	H: 0	LOB: 0	K: 1	S: 5	P: 5	R: 2	H: 1	LOB: 0	K: 1	S: 6	P: 10
--------------	------	------	--------	------	------	-------	------	------	--------	------	------	------	------	------	--------	------	------	------	------	------	--------	------	------	------	------	------	--------	------	------	------	------	------	--------	------	------	------	------	------	--------	------	------	------	------	------	--------	------	------	-------

PITCHER	IP	WLS	BF	H	R	ER	SO	BB	IBB	HBP	BLK	WP	HR	S	P	ERA	WHIP
John Denny, R ERA: 4.56 (1, 1)	6.0	L	28	7	5	5	3	3	0	0	0	0	1	31	43	7.50	1.667
Scott Terry, R ERA: 5.91 (7, 1)	2.0		8	1	2	2	2	1	0	0	0	0	1	11	15	9.00	1.000

**BOTTOM**

**Cincinnati Reds @ Philadelphia Phillies**  
**Veterans Stadium, Philadelphia, PA**  
 Thu Jul 03 1986, 7:05 PM EDT  
 Att. 61,475 - Unknown

livebaseballscorecards.com

AB	31
R	7
H	8
RBI	7
BB	4
SO	5
LOB	13



WP: 0	PA: 36
PB: 0	
SB: 1	
CS: 0	



Batter	1	2	3	4	5	6	7	8	9	AB R H RBI BB SO LOB	TOP
Eddie Milner, L (1, 8) OBP: 0.299, SLG: 0.366	0-0 F6		0-0 F8		4-0 G4-3 BB		0-0 F9			3 0 0 0 1 0 2	<b>Cincinnati Reds @ Philadelphia Phillies</b> <b>Veterans Stadium, Philadelphia, PA</b> Fri Jul 04 1986, 7:05 PM EDT Att. 20,490 - Unknown <a href="http://livebaseballscorecards.com">livebaseballscorecards.com</a>
Pete Rose, S (1, 3) OBP: 0.312, SLG: 0.261	0-0 F8		0-0 F7		0-0 G4-3 1-2f			0-0 4-3		4 0 0 0 0 0 2	
Dave Parker, L (1, 9) OBP: 0.339, SLG: 0.477	0-0 F7		0-0 3-1			0-0 5-3		0-0 F4		4 0 0 0 0 0 0	
Eric Davis, R (1, 7) OBP: 0.367, SLG: 0.500		4-0 S 2B BB		0-0 HR		0-0 F9 1B		0-3 K		3 2 2 1 1 1 0	
Bo Diaz, R (1, 2) OBP: 0.317, SLG: 0.345		0-0 1B 2B		0-0 F8		0-0 F9 1-2		0-0 6-3		4 1 1 1 0 0 1	
Dave Concepcion, R (1, 6) OBP: 0.309, SLG: 0.333		0-3 K		0-0 6-3		0-0 F9		0-0 1B FC6-4 1B		4 1 1 0 0 1 1	
Buddy Bell, R (1, 5) OBP: 0.323, SLG: 0.350		0-0 F4		0-0 6-3		0-3 K		0-0 1B FC6-4 1B		4 0 1 0 0 1 1	
Ron Oester, S (1, 4) OBP: 0.303, SLG: 0.339		0-0 1B		4-0 SH5-4 BB		0-0 1B 1B		0-0 FC6-4 1-2f 3-H		3 0 2 2 1 0 1	
Tom Browning, L (1, 1) Ron Robinson, R (8, 1)	0-0 F8		0-0 SH5-4		0-0 SH5-4 1-2		0-0 1B	0-3 K		2 0 1 0 0 0 1 1 0 0 0 0 1 1	
<b>Inning Stats</b>	R: 0 H: 0 E: 0 LOB: 0 K: 0 BB: 0 S: 3 P: 3	R: 2 H: 2 E: 0 LOB: 1 K: 1 BB: 1 S: 7 P: 11	R: 0 H: 0 E: 0 LOB: 0 K: 0 BB: 0 S: 3 P: 3	R: 1 H: 1 E: 0 LOB: 0 K: 0 BB: 0 S: 4 P: 4	R: 0 H: 0 E: 0 LOB: 1 K: 0 BB: 2 S: 2 P: 10	R: 0 H: 1 E: 0 LOB: 0 K: 0 BB: 0 S: 3 P: 3	R: 0 H: 2 E: 0 LOB: 2 K: 1 BB: 0 S: 7 P: 7	R: 0 H: 0 E: 0 LOB: 0 K: 1 BB: 0 S: 5 P: 5	R: 1 H: 2 E: 0 LOB: 1 K: 1 BB: 0 S: 7 P: 7	1B: 6 SF: 0 2B: 1 SAC: 1 3B: 0 DP: 1 HR: 1 HBP: 0	WP: 0 PA: 36 PB: 0 SB: 1 CS: 0
<b>PITCHER</b>	IP WLS BF H R ER SO BB IBB HBP BLK WP HR S P ERA WHIP										
Kevin Gross, R (1, 1) ERA: 4.28	8.0 L 31 6 3 3 3 3 3 0 0 0 0 0 1 34 46 3.38 1.125										
Kent Tekulve, R (9, 1) ERA: 2.88	1.0 5 2 1 1 1 1 0 0 0 0 0 0 0 7 7 9.00 2.000										



Batter	1	2	3	4	5	6	7	8	9	AB R H RBI BB SO LOB
<b>Gary Redus, R</b> (1, 7) OBP: 0.368, SLG: 0.439	0-0 F8			0-0 3-1		0-3 K		0-0 1-H 2B		4 0 1 1 0 1 0
<b>Juan Samuel, R</b> (1, 4) OBP: 0.297, SLG: 0.417	0-0 5-3			0-0 F8			0-0 F6	0-0 F9		4 0 0 0 0 0 1
<b>Ron Roenicke, S</b> (1, 8) OBP: 0.411, SLG: 0.433	0-3 K			0-0 F9			4-0 1B BB		0-0 G3	3 0 0 0 1 1 0
<b>Mike Schmidt, R</b> (1, 5) OBP: 0.374, SLG: 0.537		0-0 5-3			0-0 F6		0-0 F9		0-0 L6	4 0 0 0 0 0 1
<b>Von Hayes, L</b> (1, 3) OBP: 0.393, SLG: 0.436		0-0 4-3			4-0 5-3 BB		0-0 1-3 1B		0-0 3-1	3 0 1 0 1 0 0
<b>Glenn Wilson, R</b> (1, 9) OBP: 0.291, SLG: 0.357		0-0 F8			0-0 5-3 1-2		0-0 F9			3 0 0 0 0 0 3
<b>John Russell, R</b> (1, 2) OBP: 0.338, SLG: 0.504			0-3 K		0-0 L4			4-0 2B BB		2 1 0 0 1 1 1
<b>Steve Jeltz, S</b> (1, 6) OBP: 0.361, SLG: 0.284			0-3 K			0-3 K		0-0 F9		3 0 0 0 0 2 1
<b>Kevin Gross, R</b> (1, 1) OBP: 0.214, SLG: 0.317			0-0 4-3			0-3 K		0-0 F7		2 0 0 0 0 1 0
<b>Rick Schu, R</b> (8, PH) OBP: 0.333, SLG: 0.399										1 0 0 0 0 0 1
<b>Kent Tekulve, R</b> (9, 1)										0 0 0 0 0 0 0

Inning Stats	R: 0 E: 0 K: 1 S: 5	H: 0 LOB: 0 BB: 0 P: 5	R: 0 E: 0 K: 0 S: 3	H: 0 LOB: 0 BB: 0 P: 3	R: 0 E: 0 K: 2 S: 7	H: 0 LOB: 0 BB: 0 P: 7	R: 0 E: 0 K: 0 S: 3	H: 0 LOB: 0 BB: 0 P: 3	R: 0 E: 0 K: 0 S: 3	H: 0 LOB: 1 BB: 1 P: 7	R: 0 E: 0 K: 3 S: 9	H: 0 LOB: 0 BB: 0 P: 9	R: 0 E: 0 K: 0 S: 4	H: 1 LOB: 2 BB: 1 P: 8	R: 1 E: 0 K: 0 S: 4	H: 1 LOB: 1 BB: 1 P: 8	R: 0 E: 0 K: 0 S: 3	H: 0 LOB: 0 BB: 0 P: 3	1B: 1 2B: 1 3B: 0 HR: 0	SF: 0 SAC: 0 DP: 0 HBP: 0
--------------	------------------------------	---------------------------------	------------------------------	---------------------------------	------------------------------	---------------------------------	------------------------------	---------------------------------	------------------------------	---------------------------------	------------------------------	---------------------------------	------------------------------	---------------------------------	------------------------------	---------------------------------	------------------------------	---------------------------------	----------------------------------	------------------------------------

PITCHER	IP	WLS	BF	H	R	ER	SO	BB	IBB	HBP	BLK	WP	HR	S	P	ERA	WHIP
<b>Tom Browning, L</b> (1, 1) ERA: 4.2	7.2	W	28	2	1	1	6	3	0	0	0	0	0	37	49	1.17	0.652
<b>Ron Robinson, R</b> (8, 1) ERA: 1.79	1.1	S	4	0	0	0	0	0	0	0	0	0	0	4	4	0.00	0.000

**BOTTOM**

**Cincinnati Reds @ Philadelphia Phillies**  
Veterans Stadium, Philadelphia, PA

Fri Jul 04 1986, 7:05 PM EDT  
Att. 20,490 - Unknown

livebaseballscorecards.com

<b>AB</b>	<b>29</b>
<b>R</b>	<b>1</b>
<b>H</b>	<b>2</b>
<b>RBI</b>	<b>1</b>
<b>BB</b>	<b>3</b>
<b>SO</b>	<b>6</b>
<b>LOB</b>	<b>8</b>



WP	PA	ERA	WHIP
0	32		



Batter	1	2	3	4	5	6	7	8	9	AB R H RBI BB SO LOB
Eddie Milner, L OBP: 0.305, SLG: 0.391 (1, 8)	0-0 F7		0-0 HR		0-0 2B 1B		0-0 1B 2B	0-3 K		5 3 3 1 0 1 0
Pete Rose, S OBP: 0.309, SLG: 0.259 (1, 3)	0-0 G3		0-0 F8		0-0 F8		0-0 WP 1B	0-0 G3		5 0 1 1 0 0 2
Dave Parker, L OBP: 0.344, SLG: 0.482 Tracy Jones, R OBP: 0.415, SLG: 0.464 (7, 7)	0-0 1B		4-0 HR BB		0-0 1-H 2B		0-0 FC1 1B			3 1 2 1 1 0 1 1 0 1 0 0 0 0
Eric Davis, R OBP: 0.368, SLG: 0.515 (1, 7)	0-3 K		0-0 1-H HR		0-0 F9		0-0 1-2 1B			5 1 2 2 0 2 3
Bo Diaz, R OBP: 0.315, SLG: 0.342 (1, 2)		0-0 4-3 1B	0-3 K		0-3 K		0-0 F6			5 1 1 0 0 3 4
Dave Concepcion, R OBP: 0.304, SLG: 0.328 (1, 6)		0-0 4-3 1-2	0-3 K			0-3 K	0-3 K			4 0 0 0 0 3 4
Buddy Bell, R OBP: 0.318, SLG: 0.344 (1, 5)		0-0 F7		0-0 F7		0-0 F8		0-0 F4		4 0 0 0 0 0 1
Ron Oester, S OBP: 0.302, SLG: 0.337 (1, 4)		0-0 2-H 1B		0-0 G3		0-3 K		0-0 F9		4 0 1 1 0 1 0
Chris Welsh, L OBP: 0.111, SLG: 0.278 (1, 1)		0-3 K		0-0 F7			0-0 1-3	0-0 HR		4 1 1 1 0 1 1

TOP	
AB	40
R	7
H	12
RBI	7
BB	1
SO	11
LOB	16

Inning Stats	
R: 0	H: 1
E: 0	LOB: 1
K: 1	BB: 0
S: 6	P: 6
R: 1	H: 2
E: 0	LOB: 1
K: 1	BB: 0
S: 7	P: 7
R: 3	H: 2
E: 0	LOB: 0
K: 2	BB: 1
S: 9	P: 13
R: 0	H: 0
E: 0	LOB: 0
K: 0	BB: 0
S: 3	P: 3
R: 1	H: 2
E: 0	LOB: 1
K: 1	BB: 0
S: 7	P: 7
R: 0	H: 0
E: 0	LOB: 0
K: 2	BB: 0
S: 7	P: 7
R: 1	H: 3
E: 0	LOB: 3
K: 1	BB: 0
S: 9	P: 9
R: 1	H: 1
E: 0	LOB: 1
K: 1	BB: 0
S: 7	P: 7
R: 0	H: 1
E: 0	LOB: 0
K: 2	BB: 0
S: 7	P: 7
1B: 7	SF: 0
2B: 3	SAC: 0
3B: 0	DP: 1
HR: 3	HBP: 0
WP: 1	PA: 41
PB: 1	
SB: 0	
CS: 1	

PITCHER	IP	WLS	BF	H	R	ER	SO	BB	IBB	HBP	BLK	WP	HR	S	P	ERA	WHIP
Charles Hudson, R ERA: 4.83 (1, 1)	4.1	L	21	7	5	5	4	1	0	0	0	0	2	28	32	10.38	1.846
Tom Hume, R ERA: 4.2 (5, 1)	0.2		2	0	0	0	1	0	0	0	0	0	0	4	4	0.00	0.000
Tom Gorman, L ERA: 4.5 (6, 1)	2.0		10	3	1	1	3	0	0	0	0	1	0	16	16	4.50	1.500
Don Carman, L ERA: 4.97 (8, 1)	2.0		8	2	1	1	3	0	0	0	0	0	1	14	14	4.50	1.000

PITCHER	IP	WLS	BF	H	R	ER	SO	BB	IBB	HBP	BLK	WP	HR	S	P	ERA	WHIP

Cincinnati Reds @ Philadelphia Phillies  
Veterans Stadium, Philadelphia, PA  
Sat Jul 05 1986, 3:33 AM EDT  
Att. 23,620 - Unknown

livebaseballscorecards.com



Batter	1	2	3	4	5	6	7	8	9	AB R H RBI BB SO LOB
<b>Gary Redus, R</b> OBP: 0.363, SLG: 0.443 (1, 7) X	0-0 5-3		0-0 E6		0-0 FC6-4			0-0 3B 2B		4 1 1 0 0 0 2
<b>Juan Samuel, R</b> OBP: 0.296, SLG: 0.422 (1, 4) X	0-0 F9		0-0 4-3			0-0 E6		0-0 4-3 3B		4 1 1 1 0 0 1
<b>Ron Roenicke, S</b> OBP: 0.408, SLG: 0.425 (1, 8) B B B B	4-0 FC6-4 BB			0-0 6-3		0-0 F9		0-0 4-3		3 0 0 1 1 0 1
<b>Mike Schmidt, R</b> OBP: 0.369, SLG: 0.529 (1, 5) X	0-0 FC6-4			0-0 6-3		0-0 6-3		0-0 F8		4 0 0 0 0 0 2
<b>Von Hayes, L</b> OBP: 0.386, SLG: 0.430 (1, 3) X		0-0 L3		0-0 F9		0-0 4-3		0-0 L6		4 0 0 0 0 0 1
<b>Glenn Wilson, R</b> OBP: 0.291, SLG: 0.355 (1, 9) X		0-0 4-3			0-0 4-3		0-0 G5-4-3 1B		0-0 5-3	4 0 1 0 0 0 0
<b>John Russell, R</b> OBP: 0.329, SLG: 0.488 (1, 2) X		0-0 5-3			0-0 E6 FC6-4 1B		0-0 G5-4-3		0-0 5-3	4 0 0 0 0 0 1
<b>Steve Jeltz, S</b> OBP: 0.363, SLG: 0.288 (1, 6) S S S			0-3 K		0-0 FC6-4 1B		0-0 1B		0-0 4-3	4 0 2 0 0 1 0
<b>Charles Hudson, S</b> Tom Hume, R Rick Schu, R Tom Gorman, L Luis Aguayo, R Don Carman, L			0-0 F7		0-0 FC6-4		0-0 F7			1 0 0 0 0 0 0 0 0 0 0 0 0 0 1 0 0 0 0 0 2 0 0 0 0 0 0 0 1 0 0 0 0 0 1 0 0 0 0 0 0 0

Inning Stats	R: 0	H: 0	E: 0	K: 0	S: 3	LOB: 1	BB: 1	P: 7	R: 0	H: 0	E: 0	K: 0	S: 3	LOB: 0	BB: 0	P: 3	R: 0	H: 0	E: 1	K: 1	S: 6	LOB: 1	BB: 0	P: 6	R: 0	H: 0	E: 0	K: 0	S: 3	LOB: 0	BB: 0	P: 3	R: 0	H: 1	E: 1	K: 0	S: 5	LOB: 2	BB: 0	P: 5	R: 0	H: 0	E: 1	K: 0	S: 4	LOB: 1	BB: 0	P: 4	R: 0	H: 2	E: 0	K: 0	S: 4	LOB: 1	BB: 0	P: 4	R: 2	H: 2	E: 0	K: 0	S: 5	LOB: 0	BB: 0	P: 5	R: 0	H: 0	E: 0	K: 0	S: 3	LOB: 0	BB: 0	P: 3	1B: 3	SF: 0	2B: 1	SAC: 0	3B: 1	DP: 1	HR: 0	HBP: 0	WP: 0	PA: 35
<b>Chris Welsh, L</b> ERA: 2.89 (1, 1)	IP	WLS	BF	H	R	ER	SO	BB	IBB	HBP	BLK	WP	HR	S	P	ERA	WHIP											IP	WLS	BF	H	R	ER	SO	BB	IBB	HBP	BLK	WP	HR	S	P	ERA	WHIP																																						


**BOTTOM**

**Cincinnati Reds @ Philadelphia Phillies**  
Veterans Stadium, Philadelphia, PA

Sat Jul 05 1986, 3:33 AM EDT  
Att. 23,620 - Unknown

livebaseballscorecards.com

<b>AB</b>	<b>34</b>
<b>R</b>	<b>2</b>
<b>H</b>	<b>5</b>
<b>RBI</b>	<b>2</b>
<b>BB</b>	<b>1</b>
<b>SO</b>	<b>1</b>
<b>LOB</b>	<b>11</b>





Batter	1	2	3	4	5	6	7	8	9	AB R H RBI BB SO LOB	TOP																
<b>Eddie Milner, L</b> (1, 8) OBP: 0.299, SLG: 0.382	0-0 G3	0-3 K		0-0 F8		0-0 4-3			0-0 G3	5 0 0 0 0 1 2																	
<b>Pete Rose, S</b> (1, 3) OBP: 0.313, SLG: 0.266	0-0 4-3 3B	4-0 BB			0-0 F8				0-3 K	3 1 1 0 1 1 0																	
<b>Dave Parker, L</b> (1, 9) OBP: 0.340, SLG: 0.476	0-0 4-3	0-0 4-3			0-0 F6				0-0 F7	4 0 0 0 0 0 3																	
<b>Eric Davis, R</b> (1, 7) OBP: 0.376, SLG: 0.515	4-0 3B				0-0 1B				0-0 4-3	2 2 1 0 2 0 0																	
<b>Wade Rowdon, R</b> (1, 6) OBP: 0.286, SLG: 0.355	0-0 3B				0-3 K				0-0 6-3	3 0 1 2 1 1 1																	
<b>Buddy Bell, R</b> (1, 5) OBP: 0.314, SLG: 0.339	0-0 F8				0-0 G6-3				0-0 L5	4 0 0 0 0 0 2																	
<b>Sal Butera, R</b> (1, 2) OBP: 0.382, SLG: 0.326					0-0 F8				0-3 K	2 2 0 0 2 1 0																	
<b>Ron Oester, S</b> (1, 4) OBP: 0.301, SLG: 0.336					0-0 F8				0-0 3-1	4 0 1 0 0 0 1																	
<b>Joe Price, R</b> (1, 1) OBP: 0.250, SLG: 0.143 <b>Ted Power, R</b> (3, 1) <b>Kal Daniels, L</b> (6, PH) <b>Scott Terry, R</b> (6, 1) <b>Carl Willis, L</b> (8, 1) <b>Max Venable, L</b> (9, PH) OBP: 0.282, SLG: 0.316					0-0 6-3				0-0 4-3	1 0 0 0 0 0 0 1 1 0 0 0 0 0 0 0 1 0 1 1 0 1 0 0 0 0 0 0 0																	
<b>Inning Stats</b>	R: 2 E: 0 K: 0 S: 5	H: 2 LOB: 1 BB: 1 P: 9	R: 1 E: 1 K: 1 S: 6	H: 1 LOB: 2 BB: 2 P: 14	R: 1 E: 0 K: 0 S: 2	H: 0 LOB: 0 BB: 2 P: 10	R: 0 E: 0 K: 0 S: 3	H: 0 LOB: 0 BB: 0 P: 3	R: 0 E: 0 K: 1 S: 6	H: 1 LOB: 1 BB: 0 P: 6	R: 1 E: 0 K: 0 S: 4	H: 1 LOB: 1 BB: 1 P: 8	R: 0 E: 0 K: 1 S: 5	H: 0 LOB: 0 BB: 0 P: 5	R: 0 E: 0 K: 1 S: 5	H: 0 LOB: 0 BB: 0 P: 5	R: 0 E: 0 K: 0 S: 3	H: 0 LOB: 0 BB: 0 P: 3	1B: 2 2B: 1 3B: 2 HR: 0	SF: 0 SAC: 0 DP: 1 HBP: 0	WP: 1 PB: 0 SB: 3 CS: 0	PA: 37					
<b>PITCHER</b>	IP WLS BF H R ER SO BB IBB HBP BLK WP HR S P ERA WHIP																										
<b>Freddie Toliver, R</b> (1, 1) ERA: 3.51	3.0		16	3	4	3	1	5	0	0	0	1	0	13	33	9.00	2.667										
<b>Tom Hume, R</b> (4, 1) ERA: 4.09	3.0	W	12	2	1	1	1	1	0	0	0	0	0	13	17	3.00	1.000										
<b>Kent Tekulve, R</b> (7, 1) ERA: 2.72	3.0	S	9	0	0	0	2	0	0	0	0	0	0	13	13	0.00	0.000										

Cincinnati Reds @ Philadelphia Phillies  
Veterans Stadium, Philadelphia, PA  
Sun Jul 06 1986, 3:33 AM EDT  
Att: 28,420 - Unknown

livebaseballscorecards.com

AB	31
R	5
H	5
RBI	3
BB	6
SO	4
LOB	10



Batter	1	2	3	4	5	6	7	8	9
<b>Gary Redus, R</b> OBP: 0.376, SLG: 0.452 (1, 7)	4-0 E S SF7 BB		0-0 2H 3B 2B			0-3 K		4-0 BB 1B BB	
<b>Juan Samuel, R</b> OBP: 0.294, SLG: 0.426 (1, 4)	0-3 K		0-0 HR 3B	0-3 K		0-0 CS 1-2	0-0 5-3	0-0 F4	
<b>Ron Roenicke, S</b> OBP: 0.407, SLG: 0.446 (1, 8)	0-0 SF7 1-H		0-0 HR	0-0 4-3			0-0 4-3	0-0 BB 1B	
<b>Mike Schmidt, R</b> OBP: 0.370, SLG: 0.523 (1, 5)	0-0 F8		0-0 E6 2B 2B	0-0 5-3			4-0 BB	4-0 FC5-4 BB	
<b>Luis Aguayo, R</b> OBP: 0.241, SLG: 0.316 (8, PR) (9, 5)									
<b>Von Hayes, L</b> OBP: 0.382, SLG: 0.422 (1, 3)		0-0 F8	0-3 K		0-0 L4		0-0 L7	0-0 FC5-4 1-2f	
<b>Glenn Wilson, R</b> OBP: 0.293, SLG: 0.358 (1, 9)		0-0 2B	0-0 L7		0-0 G1-6-3		4-0 BB WP BB		
<b>Ronn Reynolds, R</b> OBP: 0.417, SLG: 1.000 (1, 2)		0-3 K	0-0 2B 2B		0-0 F7		0-0 L7		
<b>Steve Jeltz, S</b> OBP: 0.365, SLG: 0.293 (1, 6)		0-3 K	0-0 HR 2B			0-3 K		4-0 BB BB 1B BB	
<b>Freddie Toliver, R</b> (1, 1)								4-0 BB BB 1B BB	
<b>Jeff Stone, L</b> OBP: 0.328, SLG: 0.368 (3, PH)								4-0 BB BB	
<b>Tom Hume, R</b> (4, 1)								4-0 1B BB BB	
<b>Rick Schu, R</b> OBP: 0.335, SLG: 0.400 (6, PH)								1-2 2-3	
<b>Kent Tekulve, R</b> (7, 1)									

Inning Stats	R: 1	H: 0	E: 0	K: 1	S: 5	H: 0	LOB: 0	BB: 1	P: 9	R: 0	H: 1	E: 0	K: 2	S: 8	H: 1	LOB: 1	BB: 0	P: 8	R: 8	H: 7	E: 1	K: 1	S: 13	H: 0	LOB: 0	BB: 0	P: 13	R: 0	H: 0	E: 0	K: 1	S: 5	H: 0	LOB: 0	BB: 0	P: 5	R: 0	H: 0	E: 0	K: 0	S: 3	H: 1	LOB: 0	BB: 0	P: 7	R: 0	H: 0	E: 0	K: 0	S: 3	H: 0	LOB: 1	BB: 1	P: 7	R: 3	H: 1	E: 0	K: 0	S: 4	H: 1	LOB: 3	BB: 5	P: 24
--------------	------	------	------	------	------	------	--------	-------	------	------	------	------	------	------	------	--------	-------	------	------	------	------	------	-------	------	--------	-------	-------	------	------	------	------	------	------	--------	-------	------	------	------	------	------	------	------	--------	-------	------	------	------	------	------	------	------	--------	-------	------	------	------	------	------	------	------	--------	-------	-------

PITCHER	IP	WLS	BF	H	R	ER	SO	BB	IBB	HBP	BLK	WP	HR	S	P	ERA	WHIP
<b>Joe Price, L</b> ERA: 5.5 (1, 1)	2.2	L	16	6	7	6	4	1	0	0	0	0	1	23	27	20.25	2.625
<b>Ted Power, R</b> ERA: 5.75 (3, 1)	2.1		9	2	2	0	1	0	0	0	0	0	1	11	11	0.00	0.857
<b>Scott Terry, R</b> ERA: 6.27 (6, 1)	2.1		11	1	3	3	2	4	0	0	0	1	0	11	27	11.57	2.143
<b>Carl Willis, R</b> ERA: 1.93 (8, 1)	0.2		5	1	0	0	0	2	0	0	0	0	0	3	11	0.00	4.500

AB	R	H	RBI	BB	SO	LOB
3	2	1	2	2	1	1
5	1	1	1	0	2	4
4	1	2	4	0	0	0
3	1	0	1	2	0	0
0	0	0	0	0	0	0
5	0	0	0	0	1	5
3	1	1	0	1	0	1
4	1	1	0	0	1	2
3	2	1	2	1	2	1
0	0	0	0	0	0	0
2	2	2	2	0	0	0
0	0	0	0	0	0	0
1	0	1	0	0	0	0
0	1	0	0	1	0	0

WP	PA	1B	2B	3B	HR	SF	SAC	DP	HBP
1	42	2	5	1	2	1	0	0	0
0		1	1	0	0	0	0	0	0
0		1	2	0	0	0	0	0	0
0		0	1	0	0	0	0	0	0
0		1	0	0	1	0	0	0	0

**BOTTOM**

**Cincinnati Reds @ Philadelphia Phillies**  
**Veterans Stadium, Philadelphia, PA**  
 Sun Jul 06 1986, 3:33 AM EDT  
 Att. 28,420 - Unknown

AB	33
R	12
H	10
RBI	12
BB	7
SO	7
LOB	14



WP	PA	1B	2B	3B	HR	SF	SAC	DP	HBP
1	42	2	5	1	2	1	0	0	0
0		1	1	0	0	0	0	0	0
0		1	2	0	0	0	0	0	0
0		0	1	0	0	0	0	0	0
0		1	0	0	1	0	0	0	0



Batter	1	2	3	4	5	6	7	8	9	AB R H RBI BB SO LOB	TOP																												
Andres Thomas, R (1, 6) OBP: 0.321, SLG: 0.473	0-0 4-3		0-0 E S 1B	0-0 5-3		0-0 F9 1-2		0-0 1-2 2-3 1B		5 0 2 0 0 0 3																													
Ken Griffey, L (1, 7) OBP: 0.345, SLG: 0.462	0-3 K		0-3 K 1-3		0-0 F4		0-0 S 1B	0-0 F8		5 0 1 0 0 2 4																													
Dale Murphy, R (1, 8) OBP: 0.369, SLG: 0.472	0-0 6-3		0-0 5-3		0-0 2B		0-0 L9	4-0 FC3-6 1B BB		4 1 1 0 1 0 2																													
Bob Homer, R (1, 3) OBP: 0.352, SLG: 0.509		0-0 6-3	0-0 6-3		0-0 2B		0-3 K 1-2	0-0 FC3-6 1B		5 0 2 1 0 1 2																													
Ozzie Virgil, R (1, 2) OBP: 0.347, SLG: 0.408 Jim Acker, R (7, 1) Rafael Ramirez, R (9, PH) OBP: 0.274, SLG: 0.340		0-0 4-3		0-0 1B 2B	0-0 4-3		0-0 5-3	0-3 K		4 1 1 0 0 0 2 0 0 0 0 0 0 0 1 0 0 0 0 0 12																													
Terry Harper, R (1, 9) OBP: 0.281, SLG: 0.314 Chris Chambliss, L (9, PH) OBP: 0.444, SLG: 0.482		4-0 2B BB		0-0 BB 1B G4-6-3	0-0 6-3		0-0 L7	0-0 FC3-6 1-2 2-3		3 1 1 0 1 0 1 1 0 0 0 0 0 2																													
Ken Oberkfell, L (1, 5) OBP: 0.397, SLG: 0.414		0-0 1-3 2B		0-0 1-2 3-H 1B		0-0 F9 BB 1B	0-0 4-3	0-0 F7		5 0 3 1 0 0 2																													
Glenn Hubbard, R (1, 4) OBP: 0.364, SLG: 0.335		4-0 IBB		4-0 1-2 2-3 BB		4-0 CS BB	4-0 1B HBP BB		0 0 0 0 4 0 0																														
David Palmer, R (1, 1) OBP: 0.146, SLG: 0.225 Bill Sample, R (6, PH) OBP: 0.301, SLG: 0.386 Ed Olwine, R (6, 1) Bruce Benedict, R (7, 2) OBP: 0.381, SLG: 0.446		0-0 L9		0-0 G4-6-3 1-2 3-H		0-0 F9	1-0 1B HBP		2 0 0 0 0 0 5 1 0 0 0 0 0 2 0 0 0 0 0 0 0 0 0 0 0 0 0 0																														
<b>Inning Stats</b>	R: 0 E: 0 K: 1 S: 5	H: 0 LOB: 0 BB: 0 P: 5	R: 0 E: 0 K: 0 S: 4	H: 1 LOB: 3 BB: 2 P: 12	R: 0 E: 1 K: 1 S: 6	H: 1 LOB: 1 BB: 0 P: 6	R: 2 E: 0 K: 0 S: 5	H: 3 LOB: 1 BB: 1 P: 9	R: 1 E: 0 K: 0 S: 5	H: 2 LOB: 1 BB: 0 P: 5	R: 0 E: 0 K: 0 S: 3	H: 1 LOB: 1 BB: 1 P: 7	R: 0 E: 0 K: 1 S: 6	H: 1 LOB: 1 BB: 0 P: 6	R: 0 E: 0 K: 0 S: 4	H: 1 LOB: 3 BB: 1 P: 9	R: 0 E: 0 K: 1 S: 6	H: 1 LOB: 2 BB: 1 P: 10	1B: 7 2B: 4 3B: 0 HR: 0	SF: 0 SAC: 0 DP: 1 HBP: 1	WP: 0 PB: 0 SB: 2 CS: 1	PA: 43																	
<b>PITCHER</b> Shane Rawley, L (1, 1) ERA: 2.77 Steve Bedrosian, R (9, 1) ERA: 3.73	IP 8.0	WLS W	BF 40	H 11	R 3	ER 3	SO 3	BB 5	IBB 1	HBP 1	BLK 0	WP 0	HR 0	S 39	P 64	ERA 3.38	WHIP 2.000						<b>PITCHER</b> IP 1.0	WLS S	BF 3	H 0	R 0	ER 0	SO 1	BB 0	IBB 0	HBP 0	BLK 0	WP 0	HR 0	S 5	P 5	ERA 0.00	WHIP 0.000

Atlanta Braves @ Philadelphia Phillies  
Veterans Stadium, Philadelphia, PA  
Mon Jul 07 1986, 7:05 PM EDT  
Att: 18,768 - Unknown

livebaseballscorecards.com

AB 36  
R 3  
H 11  
RBI 2  
BB 6  
SO 4  
LOB 27







Batter	1	2	3	4	5	6	7	8	9	AB R H RBI BB SO LOB	TOP									
Andres Thomas, R (1, 6) OBP: 0.326, SLG: 0.481	0-0 6-3		0-0 1B			0-0 F7		0-0 2B		4 0 2 1 0 0 0										
Ken Griffey, L (1, 7) OBP: 0.344, SLG: 0.458	0-0 1B		0-0 G3			0-3 K		0-0 F6		4 0 1 0 0 1 3										
Dale Murphy, R (1, 8) OBP: 0.368, SLG: 0.469	0-3 K					0-0 G3			0-0 1B	4 1 1 0 0 1 1										
Bob Homer, R (1, 3) OBP: 0.350, SLG: 0.505		0-0 6-3				0-0 1B			0-3 K	4 0 1 0 0 1 1										
Ozzie Virgil, R (1, 2) OBP: 0.341, SLG: 0.400		0-0 6-3				0-0 G3-6-3			0-0 F4	4 0 0 0 0 0 2										
Rafael Ramirez, R (1, 5) OBP: 0.271, SLG: 0.336		0-0 4-3				0-0 6-3			0-0 E5	4 0 0 0 0 0 1										
Terry Harper, R (1, 9) OBP: 0.291, SLG: 0.329			0-0 4-3			0-0 2B			0-0 1B	4 0 3 1 0 0 0										
Ken Oberkfell, L (1, 4) OBP: 0.392, SLG: 0.408			0-0 4-3			0-0 5-3			0-0 F6	4 0 0 0 0 0 4										
Rick Mahler, R (1, 1) OBP: 0.232, SLG: 0.226			0-0 E3			0-0 4-3			0-0 E8	2 0 0 0 0 0 1										
Craig McMurtry, R (5, 1) OBP: 0.200, SLG: 0.143										0 0 0 0 0 0 0										
Ed Olwine, R (5, 1)										0 0 0 0 0 0 0										
Bill Sample, R (8, PH) OBP: 0.299, SLG: 0.383										1 1 0 0 0 0 0										
Jeff Dedmon, L (8, 1) OBP: 0.250, SLG: 0.250										0 0 0 0 0 0 0										
<b>Inning Stats</b>	R: 0 E: 0 K: 1 S: 5	H: 1 LOB: 0 BB: 0 P: 5	R: 0 E: 0 K: 0 S: 3	H: 0 LOB: 0 BB: 0 P: 3	R: 0 E: 1 K: 0 S: 5	H: 1 LOB: 2 BB: 0 P: 5	R: 0 E: 0 K: 0 S: 4	H: 1 LOB: 1 BB: 0 P: 4	R: 0 E: 0 K: 1 S: 5	H: 0 LOB: 0 BB: 0 P: 5	R: 0 E: 0 K: 0 S: 3	H: 0 LOB: 0 BB: 0 P: 3	R: 1 E: 1 K: 0 S: 5	H: 2 LOB: 1 BB: 0 P: 5	R: 1 E: 1 K: 1 S: 8	H: 2 LOB: 2 BB: 0 P: 8	1B: 6 2B: 2 3B: 0 HR: 0	SF: 0 SAC: 0 DP: 2 HBP: 0	WP: 0 PB: 0 SB: 0 CS: 1	PA: 35
<b>PITCHER</b> Bruce Ruffin, L (1, 1) ERA: 2.35	IP: 9.0 WLS: W BF: 35 H: 8 R: 2 ER: 0 SO: 3 BB: 0 IBB: 0 HBP: 0 BLK: 0 WP: 0 HR: 0 S: 41 P: 41 ERA: 0.00 WHIP: 0.889																			
<b>PITCHER</b>	IP	WLS	BF	H	R	ER	SO	BB	IBB	HBP	BLK	WP	HR	S	P	ERA	WHIP			

Atlanta Braves @ Philadelphia Phillies  
Veterans Stadium, Philadelphia, PA  
Tue Jul 08 1986, 7:05 PM EDT  
Att. 22,202 - Unknown

livebaseballscorecards.com

AB 35  
R 2  
H 8  
RBI 2  
BB 0  
SO 3  
LOB 13



Batter	1	2	3	4	5	6	7	8	9
<b>Gary Redus, R</b> OBP: 0.372, SLG: 0.512 (1, 7)	0-0 F7		0-3 K		0-0 1B	0-0 F7		0-0 6-3	
<b>Juan Samuel, R</b> OBP: 0.302, SLG: 0.439 (1, 4)	4-0 4-3 BB			0-0 2B 1B	0-0 F6	0-0 CS 1B		0-0 4-3	
<b>Ron Roenicke, S</b> OBP: 0.398, SLG: 0.439 (1, 8)	0-0 4-3 1-2			0-0 1-H HR 2B	0-0 F3	0-0 CS	0-0 F9		
<b>Mike Schmidt, R</b> OBP: 0.370, SLG: 0.528 (1, 5) <b>Rick Schu, R</b> OBP: 0.335, SLG: 0.400 (8, 5)	0-0 6-3			0-0 2-H HR	4-0 1B 1B BB		0-0 4-3		
<b>Von Hayes, L</b> OBP: 0.380, SLG: 0.419 (1, 3)		0-3 K		0-0 G3	0-0 1B 1B		0-0 6-3		
<b>Glenn Wilson, R</b> OBP: 0.298, SLG: 0.364 (1, 9)		0-0 F9		0-0 4-3	0-0 1B 1B		4-0 1B 2B BB		
<b>John Russell, R</b> OBP: 0.338, SLG: 0.519 (1, 2)		0-0 1-3		0-0 2B	0-0 1-2 2-H 1B		0-0 1-3 2B 1B		
<b>Tom Foley, L</b> OBP: 0.392, SLG: 0.366 (1, 6)			0-0 G1	4-0 IBB	0-0 F8		0-0 1-3		
<b>Bruce Ruffin, S</b> OBP: 0.111, SLG: 0.222 (1, 1)			0-0 4-3	0-3 K		0-3 K	0-0 6-3 2-H 3-H 2B		

Inning Stats	R: 0 E: 0 K: 3 S: 3	H: 0 LOB: 1 BB: 1 P: 7	R: 0 E: 0 K: 1 S: 5	H: 0 LOB: 0 BB: 0 P: 5	R: 0 E: 0 K: 1 S: 5	H: 0 LOB: 0 BB: 0 P: 5	R: 3 E: 0 K: 1 S: 9	H: 4 LOB: 2 BB: 1 P: 13	R: 3 E: 0 K: 0 S: 7	H: 4 LOB: 2 BB: 1 P: 11	R: 0 E: 0 K: 0 S: 5	H: 1 LOB: 0 BB: 0 P: 5	R: 0 E: 0 K: 0 S: 3	H: 0 LOB: 0 BB: 0 P: 3	R: 2 E: 0 K: 0 S: 5	H: 2 LOB: 1 BB: 1 P: 9
--------------	------------------------------	---------------------------------	------------------------------	---------------------------------	------------------------------	---------------------------------	------------------------------	----------------------------------	------------------------------	----------------------------------	------------------------------	---------------------------------	------------------------------	---------------------------------	------------------------------	---------------------------------

PITCHER	IP	WLS	BF	H	R	ER	SO	BB	IBB	HBP	BLK	WP	HR	S	P	ERA	WHIP
<b>Rick Mahler, R</b> ERA: 4.79 (1, 1)	4.2	L	23	6	6	6	3	2	1	0	0	0	1	26	38	11.57	1.714
<b>Craig McMurtry, R</b> ERA: 4.52 (5, 1)	0.0		2	2	0	0	0	0	0	0	0	0	0	2	2	∞	∞
<b>Ed Olwine, L</b> ERA: 2.63 (5, 1)	2.1		7	1	0	0	1	0	0	0	0	0	0	9	9	0.00	0.429
<b>Jeff Dedmon, R</b> ERA: 3.72 (8, 1)	1.0		6	2	2	2	0	1	0	0	0	0	0	5	9	18.00	3.000

**BOTTOM**

**Atlanta Braves @ Philadelphia Phillies**  
Veterans Stadium, Philadelphia, PA

Tue Jul 08 1986, 7:05 PM EDT  
Att. 22,202 - Unknown

AB	34
R	8
H	11
RBI	8
BB	4
SO	4
LOB	12



1B	2B	3B	HR	SF	SAC	DP	HBP	WP	PA
7	3	0	1	0	0	0	0	0	39



Batter	1	2	3	4	5	6	7	8	9	AB R H RBI BB SO LOB	TOP										
<b>Omar Moreno, L</b> (1, 8) OBP: 0.301, SLG: 0.391	0-0 F9	0-0 CS 1-3 2-H 1B		0-3 K		4-0 BB		0-0 G4-6-3 1-2f		4 0 1 1 1 1 5											
<b>Ken Oberkfell, L</b> (1, 5) OBP: 0.392, SLG: 0.412	0-0 L5	0-0 CS 1-2	0-0 G3 2B	0-0 FC4-6 1-2 2-H 3-H 1B		0-0 3-1		0-0 L8		5 0 2 2 0 0 1											
<b>Ken Griffey, L</b> (1, 7) OBP: 0.345, SLG: 0.465	0-0 3B		0-0 F9	0-0 FC4-6 1-2f			0-0 G1	0-0 2B 1B		5 1 2 0 0 0 3											
<b>Ted Simmons, S</b> (1, 3) OBP: 0.329, SLG: 0.397	0-0 F9		0-0 G3 2-3		0-0 3-1		0-0 1B	0-0 F8		5 0 1 0 0 0 3											
<b>Terry Harper, R</b> (1, 9) OBP: 0.294, SLG: 0.345		0-0 HR	0-3 K		0-0 F7		0-0 F6	4-0 2B 1B		4 2 1 1 1 1 2											
<b>Andres Thomas, R</b> (1, 6) OBP: 0.336, SLG: 0.500		0-3 K		0-0 1B 2B	0-0 1B		0-3 K	0-0 1B 2B 1-H 2-H		5 2 3 2 0 2 1											
<b>Bruce Benedict, R</b> (1, 2) OBP: 0.397, SLG: 0.450		0-0 E4 1B		4-0 1B BB	0-0 6-3			0-0 1B 1B 2-H	0-0 FC5-4 1B	4 2 2 1 1 0 1	<b>AB 41</b>										
<b>Glenn Hubbard, R</b> (1, 4) OBP: 0.361, SLG: 0.332		0-0 F9		0-0 F1		0-3 K		0-0 G4-6-3 1B	0-0 FC5-4 1-2f	5 0 1 0 0 1 4	<b>R 7</b>										
<b>Doyle Alexander, R</b> (1, 1) OBP: 0.500, SLG: 0.500 <b>Gene Garber, R</b> (8, 1)		0-0 1B 1-2		0-0 1B 1-2 2-3		0-0 4-3		0-3 K		4 0 2 0 0 1 2 0 0 0 0 0 0 0	<b>H 15</b>										
<b>Inning Stats</b>	R: 0 E: 0 K: 0 S: 4	H: 1 LOB: 1 BB: 0 P: 4	R: 2 E: 1 K: 1 S: 8	H: 3 LOB: 1 BB: 0 P: 8	R: 0 E: 0 K: 1 S: 6	H: 1 LOB: 1 BB: 0 P: 6	R: 2 E: 0 K: 1 S: 8	H: 3 LOB: 2 BB: 1 P: 12	R: 0 E: 0 K: 0 S: 4	H: 1 LOB: 1 BB: 0 P: 4	R: 0 E: 0 K: 1 S: 5	H: 0 LOB: 1 BB: 1 P: 9	R: 0 E: 0 K: 1 S: 6	H: 1 LOB: 1 BB: 0 P: 6	R: 0 E: 0 K: 1 S: 6	H: 2 LOB: 1 BB: 0 P: 6	R: 3 E: 0 K: 0 S: 6	H: 3 LOB: 1 BB: 1 P: 10	1B: 10 2B: 3 3B: 1 HR: 1	SF: 0 SAC: 0 DP: 1 HBP: 0	WP: 0 PA: 45
<b>PITCHER</b>	IP WLS BF H R ER SO BB IBB HBP BLK WP HR S P ERA WHIP																				
<b>Kevin Gross, R</b> (1, 1) ERA: 4.37	3.2 L 20 8 4 3 3 1 0 0 0 0 0 1 25 29 7.36 2.455																				
<b>Tom Gorman, L</b> (4, 1) ERA: 3.86	0.1 1 0 0 0 0 0 0 0 0 0 0 0 1 1 0.00 0.000																				
<b>Tom Hume, R</b> (5, 1) ERA: 3.75	3.0 12 2 0 0 2 1 0 0 0 0 0 0 15 19 0.00 1.000																				
<b>Kent Tekulve, R</b> (8, 1) ERA: 3.11	2.0 11 5 3 3 1 0 1 0 0 0 0 0 12 16 13.50 2.500																				

Atlanta Braves @ Philadelphia Phillies  
Veterans Stadium, Philadelphia, PA  
Wed Jul 09 1986, 3:33 AM EDT  
Att: 27,371 - Unknown

AB	41
R	7
H	15
RBI	7
BB	3
SO	6
LOB	22



Batter	1	2	3	4	5	6	7	8	9	AB	R	H	RBI	BB	SO	LOB
Gary Redus, R (1, 7) OBP: 0.354, SLG: 0.483	0-0 F6	0-3 K			0-0 L5		0-0 F8		0-0 F8	5	0	0	0	0	1	2
Juan Samuel, R (1, 4) OBP: 0.305, SLG: 0.447	0-0 S 1B	0-3 K			0-0 3B		0-0 F3			4	0	2	0	0	1	2
Ron Roenicke, S (1, 8) OBP: 0.395, SLG: 0.435	0-3 K 1-3				0-0 F6		0-0 F7	0-0 FC6 1B		4	0	1	0	0	1	2
Mike Schmidt, R (1, 5) OBP: 0.365, SLG: 0.521	0-0 5-3				0-0 G4-1		0-3 K	0-0 FC6 1-2f		4	0	0	0	0	1	3
Von Hayes, L (1, 3) OBP: 0.379, SLG: 0.417		0-0 1B 1B			0-0 F7		0-0 4-3	0-3 K		4	1	1	0	0	1	1
Glenn Wilson, R (1, 9) OBP: 0.300, SLG: 0.365		0-0 1B 1B			0-0 F8		0-0 1B	0-3 K2-3		4	1	2	0	0	1	1
John Russell, R (1, 2) OBP: 0.349, SLG: 0.526		0-0 1B 1-2 3-H					0-3 K 1B			4	1	3	1	0	1	1
Tom Foley, L (1, 6) OBP: 0.400, SLG: 0.378		0-0 SH3-4 1-3 2-H 1B			0-3 K		0-0 F7			4	0	2	1	0	1	2
Kevin Gross, R (1, 1) Tom Gorman, L (4, 1) Rick Schu, R (4, PH) Tom Hume, R (5, 1) Jeff Stone, L (7, PH) Kent Tekulve, R (8, 1) Greg Gross, L (9, PH)		0-0 SH3-4 1-2			0-0 5-3		0-0 F6		0-0 G1-6-3 1-2f 3-H	0	0	0	0	0	0	0

BOTTOM

Atlanta Braves @ Philadelphia Phillies  
Veterans Stadium, Philadelphia, PA  
Wed Jul 09 1986, 3:33 AM EDT  
Att. 27,371 - Unknown

livebaseballscorecards.com

AB	36
R	3
H	11
RBI	2
BB	0
SO	8
LOB	16



Inning Stats	R: 0	H: 1	E: 0	LOB: 1	K: 1	BB: 0	S: 6	P: 6
	R: 2	H: 4	E: 0	LOB: 2	K: 2	BB: 0	S: 11	P: 11
	R: 0	H: 0	E: 0	LOB: 0	K: 0	BB: 0	S: 3	P: 3
	R: 0	H: 1	E: 0	LOB: 1	K: 1	BB: 0	S: 6	P: 6
	R: 0	H: 1	E: 0	LOB: 1	K: 1	BB: 0	S: 6	P: 6
	R: 0	H: 0	E: 0	LOB: 0	K: 0	BB: 0	S: 3	P: 3
	R: 1	H: 2	E: 0	LOB: 0	K: 0	BB: 0	S: 4	P: 4

WP: 0	PA: 37
PB: 0	
SB: 2	
CS: 0	

PITCHER	IP	WLS	BF	H	R	ER	SO	BB	IBB	HBP	BLK	WP	HR	S	P	ERA	WHIP
Doyle Alexander, R (1, 1) ERA: 4.35	7.0	W	29	8	2	2	6	0	0	0	0	0	0	41	41	2.57	1.143
Gene Garber, R (8, 1) ERA: 1.57	2.0	S	8	3	1	1	2	0	0	0	0	0	0	12	12	4.50	1.500



Batter	1	2	3	4	5	6	7	8	9	AB R H RBI BB SO LOB	TOP		
Gary Redus, R (1, 7) OBP: 0.356, SLG: 0.478	0-0 E S 4-3 1B	0-0 5-3			0-0 F7		0-0 PB 1B		0-3 K	5 1 2 1 0 1 1			
Juan Samuel, R (1, 4) OBP: 0.301, SLG: 0.441	0-0 E3 4-3 FC3-2 1B	0-0 6-3			0-0 6-3		0-0 5-3			4 0 0 0 0 0 4			
Ron Roenicke, S (1, 8) OBP: 0.387, SLG: 0.424 Tom Gorman, L (7, 1) Steve Bedrosian, R (8, 1)	0-0 4-3 1-3 3-H		0-0 F9			0-0 1-3	0-0 3-1			4 0 0 1 0 0 3 0 0 0 0 0 0 0 0 0 0 0 0 0 0			
Mike Schmidt, R (1, 5) OBP: 0.365, SLG: 0.517 Rick Schu, R (7, 5)	4-0 FC3-2 1B BB		0-0 F5			0-0 5-3		0-0 G4-6-3 1B		2 1 0 0 1 0 0 1 0 1 0 0 0 0			
Von Hayes, L (1, 3) OBP: 0.374, SLG: 0.411	0-0 FC3-2 1B		0-3 K			0-0 F8		0-0 G4-6-3 1-2f		4 0 0 0 0 1 3			
Glenn Wilson, R (1, 9) OBP: 0.303, SLG: 0.367	0-0 WP 1B				0-0 F9		0-0 5-3	0-0 1B		4 0 2 1 0 0 0			
John Russell, R (1, 2) OBP: 0.346, SLG: 0.518	0-3 K		0-3 K			0-0 1B 1B	0-0 F7			4 1 1 0 0 2 3			
Tom Foley, L (1, 6) OBP: 0.407, SLG: 0.388		0-0 SH3-4 1B			0-0 5-3		0-0 1B 1B		0-3 K	4 1 2 0 0 1 0			
Charles Hudson, S (1, 1) Steve Jeltz, S (5, PH) OBP: 0.364, SLG: 0.291 Rocky Childress, R (5, 1) Greg Gross, L (7, PH) OBP: 0.425, SLG: 0.350 (7, 8)		0-0 SH3-4			0-0 F8		0-0 PB 1B 1B		0-0 4-3	0 0 0 0 0 0 0 1 0 0 0 0 0 0 0 0 0 0 0 0 0 2 0 1 1 0 0 0			
<b>Inning Stats</b>	R: 2 H: 2 E: 1 LOB: 2 K: 1 BB: 1 S: 8 P: 12	R: 0 H: 1 E: 0 LOB: 1 K: 0 BB: 0 S: 4 P: 4	R: 0 H: 0 E: 0 LOB: 0 K: 1 BB: 0 S: 5 P: 5	R: 0 H: 0 E: 0 LOB: 0 K: 1 BB: 0 S: 5 P: 5	R: 0 H: 0 E: 0 LOB: 0 K: 0 BB: 0 S: 3 P: 3	R: 0 H: 0 E: 0 LOB: 0 K: 0 BB: 0 S: 3 P: 3	R: 2 H: 4 E: 0 LOB: 2 K: 0 BB: 0 S: 7 P: 7	R: 0 H: 2 E: 0 LOB: 1 K: 0 BB: 0 S: 4 P: 4	R: 0 H: 0 E: 0 LOB: 0 K: 2 BB: 0 S: 7 P: 7	1B: 9 SF: 0 2B: 0 SAC: 1 3B: 0 DP: 1 HR: 0 HBP: 0	WP: 1 PA: 37 PB: 1 SB: 2 CS: 0		
<b>PITCHER</b>	IP WLS BF H R ER SO BB IBB HBP BLK WP HR S P ERA WHIP											<b>PITCHER</b>	IP WLS BF H R ER SO BB IBB HBP BLK WP HR S P ERA WHIP
Mark Knudson, R (1, 1) ERA: 3.7	6.1 W 28 7 4 3 3 1 0 0 0 1 0 33 37 4.26 1.263												
Larry Andersen, R (7, 1) ERA: 3.14	2.2 9 2 0 0 2 0 0 0 0 0 0 13 13 0.00 0.750												

Philadelphia Phillies @ Houston Astros  
Astrodome, Houston, TX  
Thu Jul 10 1986, 8:05 PM EDT  
Att. 18,289 - Unknown

livebaseballscorecards.com

AB	35
R	4
H	9
RBI	4
BB	1
SO	5
LOB	14



Batter	1	2	3	4	5	6	7	8	9
<b>Bill Doran, S</b> (1, 4) <small>OBP: 0.367, SLG: 0.372</small> <b>Jim Pankovits, R</b> (9, 4) <small>OBP: 0.333, SLG: 0.372</small>	4-0  BB	0-0  F8		0-3  K		0-0  F9		0-0  1B 1B	
<b>Craig Reynolds, L</b> (1, 6) <small>OBP: 0.277, SLG: 0.358</small>	0-0  E SF9 1B		0-0  F7	0-0  1B		0-0  F4		0-0  1B BB 1B	
<b>Denny Walling, L</b> (1, 5) <small>OBP: 0.374, SLG: 0.456</small>	0-0  E2 SF9 1B		0-0  FC4-6 1B 2B		0-0  2B 2B		0-0  WP FC3-5 1B	4-0  1B BB	
<b>Glenn Davis, R</b> (1, 3) <small>OBP: 0.332, SLG: 0.518</small>	0-0  SF9		4-0  FC4-6 BB		0-0  E 2B		0-0  F6	0-0  1B	
<b>Kevin Bass, S</b> (1, 9) <small>OBP: 0.364, SLG: 0.498</small>	0-0  SF9		0-0  FC4-6 1B		0-0  E7 1B 1B		0-0  FC3-5 BB		
<b>Jose Cruz, L</b> (1, 7) <small>OBP: 0.321, SLG: 0.313</small>	0-0  6-3		0-0  FC5-4 1B		0-0  5-3		4-0  BB		
<b>Ty Gainey, L</b> (1, 8) <small>OBP: 0.394, SLG: 0.467</small> <b>Tony Walker, R</b> (7, PH) <small>OBP: 0.288, SLG: 0.323</small>		0-3  K	0-0  FC5-4		0-0  G3-6-3 1B		0-0  F9		
<b>John Mizerock, L</b> (1, 2) <small>OBP: 0.440, SLG: 0.188</small>		4-0  SH3-4 BB		4-0  SH1-4 1B BB		0-0  G3-6-3		0-3  K	
<b>Mark Knudson, R</b> (1, 1) <b>Larry Andersen, R</b> (7, 1)		0-0  SH3-4		0-0  SH1-4		0-3  K		0-3  K	

AB	R	H	RBI	BB	SO	LOB
4	2	1	0	1	1	2
0	0	0	0	0	0	0
5	2	3	1	0	0	0
4	3	4	1	1	0	0
3	1	2	4	1	0	1
3	2	1	2	0	0	3
3	0	1	2	1	0	1
3	0	1	1	0	1	1
1	0	0	0	0	1	0
1	0	0	0	0	1	0

**BOTTOM**

**Philadelphia Phillies @ Houston Astros**  
 Astrodome, Houston, TX

Thu Jul 10 1986, 8:05 PM EDT  
 Att. 18,289 - Unknown

livebaseballscorecards.com

<b>AB</b>	<b>30</b>
<b>R</b>	<b>11</b>
<b>H</b>	<b>13</b>
<b>RBI</b>	<b>11</b>
<b>BB</b>	<b>6</b>
<b>SO</b>	<b>5</b>
<b>LOB</b>	<b>11</b>

Inning Stats	R	H	E	K	S	LOB	BB	P
1	3	2	1	5	9	0		
2	0	0	0	5	9	1		
3	2	2	0	5	9	1		
4	1	1	0	1	9	1		
5	3	4	1	6	6	0		
6	0	0	0	1	5	0		
7	0	1	0	0	8	2		
8	2	3	0	2	13	2		
9	1	0	0	0	0	0		

PITCHER	IP	WLS	BF	H	R	ER	SO	BB	IBB	HBP	BLK	WP	HR	S	P	ERA	WHIP
<b>Charles Hudson, R</b> (1, 1) <small>ERA: 5.13</small>	4.0	L	20	5	6	5	2	4	0	0	0	0	0	20	36	11.25	2.250
<b>Rocky Childress, R</b> (5, 1) <small>ERA: 9.0</small>	2.0		9	4	3	2	1	0	0	0	0	0	0	11	11	9.00	2.000
<b>Tom Gorman, L</b> (7, 1) <small>ERA: 6.75</small>	1.2		10	3	2	2	2	2	0	0	0	1	0	12	20	10.80	3.000
<b>Steve Bedrosian, R</b> (8, 1) <small>ERA: 3.7</small>	0.1		1	1	0	0	0	0	0	0	0	0	0	1	1	0.00	3.000

WP	PA	ERA	WHIP
2	40		
0			
1			
0			



Batter	1	2	3	4	5	6	7	8	9	AB R H RBI BB SO LOB	TOP	
Gary Redus, R (1, 7) OBP: 0.352, SLG: 0.469	0-0 6-3		0-3 K		0-0 F8			0-0 SF8 1B		4 1 1 0 0 1 0		
Juan Samuel, R (1, 4) OBP: 0.304, SLG: 0.445	4-0 G4-6-3 BB		0-0 6-3			0-0 4-3 2B		0-0 SF8 1-H		2 0 1 1 1 0 0		
Ron Roenicke, S (1, 8) OBP: 0.385, SLG: 0.417	0-0 G4-6-3 1-2f			4-0 HR BB		0-0 4-3 2-3		0-0 2-3		3 1 0 0 1 0 2		
Mike Schmidt, R (1, 5) OBP: 0.367, SLG: 0.515		4-0 1B SF8 BB		0-0 F4		0-3 K		0-0 1B		3 1 1 0 1 1 2		
Von Hayes, L (1, 3) OBP: 0.379, SLG: 0.423		0-0 SF8 1-3 1B		0-0 1-H HR		4-0 IBB		0-0 G4-1		3 1 2 2 1 0 1		
Glenn Wilson, R (1, 9) OBP: 0.302, SLG: 0.365		0-0 SF8 1-2 3-H		0-3 K		0-3 K		4-0 FC5-4 BB		2 0 0 1 1 2 2		
John Russell, R (1, 2) OBP: 0.338, SLG: 0.503		0-3 K		0-3 K		0-3 K		0-3 K		4 0 0 0 0 4 2		
Tom Foley, L (1, 6) OBP: 0.381, SLG: 0.358		0-0 F7			0-0 G3		0-0 F8		0-0 FC5-4 1-2f	4 0 0 0 0 0 2		
Don Carman, L (1, 1) Tom Hume, R (6, 1) Steve Bedrosian, R (8, 1)			0-0 L4		0-3 K		0-3 K		0-0 FC5-4 1-2f	2 0 0 0 0 1 0 1 0 0 0 0 1 0 1 0 0 0 0 0 1		
<b>Inning Stats</b>	R: 0 E: 0 K: 0 S: 2 H: 0 LOB: 0 BB: 1 P: 6	R: 1 E: 0 K: 1 S: 6 H: 1 LOB: 1 BB: 1 P: 10	R: 0 E: 0 K: 1 S: 5 H: 0 LOB: 0 BB: 0 P: 5	R: 2 E: 0 K: 2 S: 8 H: 1 LOB: 0 BB: 1 P: 12	R: 0 E: 0 K: 1 S: 5 H: 0 LOB: 0 BB: 0 P: 5	R: 0 E: 0 K: 2 S: 8 H: 1 LOB: 2 BB: 1 P: 12	R: 0 E: 0 K: 2 S: 7 H: 0 LOB: 0 BB: 0 P: 7	R: 1 E: 0 K: 0 S: 5 H: 2 LOB: 1 BB: 0 P: 5	R: 0 E: 0 K: 1 S: 5 H: 0 LOB: 1 BB: 1 P: 9	1B: 3 2B: 1 3B: 0 HR: 1 SF: 2 SAC: 0 DP: 1 HBP: 0	WP: 0 PB: 0 SB: 1 CS: 0 PA: 36	
<b>PITCHER</b>	IP WLS BF H R ER SO BB IBB HBP BLK WP HR S P ERA WHIP											
Mike Scott, R (1, 1) ERA: 2.29	7.0 L 27 3 3 3 9 3 1 0 0 0 1 41 57 3.86 0.857											
Charlie Kerfeld, R (8, 1) ERA: 1.8	1.0 5 2 1 1 0 0 0 0 0 0 0 5 5 9.00 2.000											
Dave Smith, R (9, 1) ERA: 2.51	1.0 4 0 0 0 0 1 1 0 0 0 0 5 9 0.00 1.000											

Philadelphia Phillies @ Houston Astros  
Astrodome, Houston, TX  
Fri Jul 11 1986, 8:05 PM EDT  
Att. 18,047 - Unknown

livebaseballscorecards.com

AB	29
R	4
H	5
RBI	4
BB	5
SO	10
LOB	12



Batter	1	2	3	4	5	6	7	8	9	AB	R	H	RBI	BB	SO	LOB
Bill Doran, S (1, 4) OBP: 0.371, SLG: 0.375	4-0 CS BB			0-0 E S 1B		0-0 F8		0-0 1-2 BB 1B		3	0	2	0	1	0	0
Dickie Thon, R (1, 6) OBP: 0.294, SLG: 0.324 Craig Reynolds, L (6, PH) OBP: 0.280, SLG: 0.360	0-0 F4			0-0 F9		0-0 WP 1B		0-0 L9		2	0	0	0	0	0	2
Phil Gamier, R (1, 5) OBP: 0.353, SLG: 0.472	0-0 1-3			1-0 S 1-3 HBP		0-0 F2		0-3 K		3	0	0	0	0	1	4
Glenn Davis, R (1, 3) OBP: 0.331, SLG: 0.513		0-0 F5		0-0 F2		0-3 K		4-0 1-2 2-3 BB		3	0	0	0	1	1	3
Kevin Bass, S (1, 9) OBP: 0.360, SLG: 0.492 Dave Smith, R (9, 1)		0-0 F9		0-3 K		0-0 L9		0-3 K		4	0	0	0	0	2	5
Jose Cruz, L (1, 7) OBP: 0.320, SLG: 0.324		0-0 F7		0-0 6-3		0-0 HR		0-0 1-3		4	1	1	1	0	0	0
Tony Walker, R (1, 8) OBP: 0.280, SLG: 0.313 Ty Gainey, L (7, PH) OBP: 0.371, SLG: 0.438		0-0 F8		0-0 F3		0-3 K		0-3 K		2	0	0	0	0	0	0
John Mizerock, L (1, 2) OBP: 0.442, SLG: 0.182 Louie Meadows, L (7, PH) OBP: 0.333, SLG: 0.333 Charlie Kerfeld, R (8, 1) Denny Walling, L (9, 9) OBP: 0.373, SLG: 0.453		0-0 F7		1-0 HBP		0-0 4-3		0-0 1-3		1	0	0	0	0	0	0
Mike Scott, R (1, 1) OBP: 0.113, SLG: 0.096 Alan Ashby, S (8, 2) OBP: 0.350, SLG: 0.347		0-3 K		0-3 K		0-0 BB 1B		0-0 BB 1B		2	0	0	0	0	2	1

Inning Stats	R: 0	H: 0	E: 0	K: 0	S: 2	LOB: 0	BB: 1	P: 6	R: 0	H: 0	E: 0	K: 0	S: 3	LOB: 0	BB: 0	P: 3	R: 0	H: 0	E: 0	K: 1	S: 5	LOB: 0	BB: 0	P: 5	R: 0	H: 1	E: 0	K: 1	S: 6	LOB: 2	BB: 0	P: 7	R: 0	H: 0	E: 0	K: 1	S: 5	LOB: 1	BB: 0	P: 6	R: 1	H: 1	E: 0	K: 1	S: 6	LOB: 0	BB: 0	P: 6	R: 0	H: 2	E: 0	K: 2	S: 9	LOB: 3	BB: 1	P: 13	R: 0	H: 0	E: 0	K: 1	S: 5	LOB: 0	BB: 0	P: 5	1B: 4	2B: 0	3B: 0	HR: 1	SF: 0	SAC: 0	DP: 0	HBP: 2	WP: 1	PB: 0	SB: 2	CS: 1	PA: 35
--------------	------	------	------	------	------	--------	-------	------	------	------	------	------	------	--------	-------	------	------	------	------	------	------	--------	-------	------	------	------	------	------	------	--------	-------	------	------	------	------	------	------	--------	-------	------	------	------	------	------	------	--------	-------	------	------	------	------	------	------	--------	-------	-------	------	------	------	------	------	--------	-------	------	-------	-------	-------	-------	-------	--------	-------	--------	-------	-------	-------	-------	--------


PITCHER	IP	WLS	BF	H	R	ER	SO	BB	IBB	HBP	BLK	WP	HR	S	P	ERA	WHIP
Don Carman, L (1, 1) ERA: 4.44	5.0	W	18	1	0	0	3	1	0	0	0	0	0	21	27	0.00	0.400
Tom Hume, R (6, 1) ERA: 3.79	2.0		10	4	1	1	2	0	0	0	0	1	1	14	14	4.50	2.000
Steve Bedrosian, R (8, 1) ERA: 3.53	2.0	S	7	0	0	0	3	1	0	0	0	0	0	12	16	0.00	0.500

**BOTTOM**

**Philadelphia Phillies @ Houston Astros**  
Astrodome, Houston, TX

Fri Jul 11 1986, 8:05 PM EDT  
Att. 18,047 - Unknown

AB	31
R	1
H	5
RBI	1
BB	2
SO	8
LOB	17



PITCHER	IP	WLS	BF	H	R	ER	SO	BB	IBB	HBP	BLK	WP	HR	S	P	ERA	WHIP
---------	----	-----	----	---	---	----	----	----	-----	-----	-----	----	----	---	---	-----	------



Batter	1	2	3	4	5	6	7	8	9	AB R H RBI BB SO LOB	TOP									
<b>Gary Redus, R</b> OBP: 0.363, SLG: 0.475 (1, 7) BB BB	4-0 E S WP BB		X 0-0 3B 2B		X 0-0 F4		BB BB BB 4-0 S BB	X 0-0 F9	3 2 1 0 2 0 0											
<b>Juan Samuel, R</b> OBP: 0.303, SLG: 0.449 (1, 4) SS SS	0-3 K WP S 1-H		X 0-0 2B 3B		0-3 K		0-3 K		4 1 1 1 0 3 2											
<b>Greg Gross, L</b> OBP: 0.416, SLG: 0.333 (1, 9) X	0-0 F6 1-2		X 0-0 4-3		BB BB BB 4-0 BB		0-3 K		3 0 0 0 1 1 4											
<b>Mike Schmidt, R</b> OBP: 0.365, SLG: 0.515 (1, 5) X	0-0 F4 2-3		X 0-0 2B		0-3 K		0-3 K		4 0 1 1 0 2 4											
<b>Von Hayes, L</b> OBP: 0.377, SLG: 0.419 (1, 3) X	0-0 4-3		4-0 IBB		X 0-0 E5 4-3		X 0-0 3-1		3 0 0 0 1 0 1											
<b>Ron Roenicke, S</b> OBP: 0.377, SLG: 0.408 (1, 8) X		X 0-0 G3	0-3 K		X 0-0 4-3		X 0-0 F9		4 0 0 0 0 1 3											
<b>Ronn Reynolds, R</b> OBP: 0.313, SLG: 0.714 (1, 2) SS SS		0-3 K		X 0-0 F8		0-3 K		X 0-0 F8	4 0 0 0 0 2 1											
<b>Tom Foley, L</b> OBP: 0.358, SLG: 0.333 (1, 6) X		0-0 6-3		X 0-0 F4		0-3 K		X 0-0 F8	4 0 0 0 0 1 1											
<b>Shane Rawley, R</b> OBP: 0.176, SLG: 0.204 (1, 1) SS SS			X 0-0 1-3		0-3 K		BB BB BB 4-0 S S BB	X 0-3 K	1 0 0 0 0 0 0 1 0 0 0 0 0 1 0 0 0 0 0 0 0 0 0 0 0 0 0 0 1 0 0 0 0 0 0 0 0 0 0 1 0 0 0 0 0 1 0											
<b>Steve Jeltz, S</b> OBP: 0.362, SLG: 0.290 (4, PH)																				
<b>Kevin Gross, R</b> OBP: 0.214, SLG: 0.317 (4, 1)																				
<b>Jeff Stone, L</b> OBP: 0.351, SLG: 0.365 (7, PH)																				
<b>Kent Tekulve, R</b> OBP: 0.301, SLG: 0.364 (7, 1)																				
<b>Glenn Wilson, R</b> OBP: 0.301, SLG: 0.364 (8, PH)																				
<b>Inning Stats</b>	R: 1 E: 0 K: 1 S: 6	H: 0 LOB: 1 BB: 1 P: 10	R: 0 E: 0 K: 1 S: 5	H: 0 LOB: 0 BB: 0 P: 5	R: 2 E: 0 K: 1 S: 8	H: 3 LOB: 2 BB: 1 P: 12	R: 0 E: 0 K: 1 S: 5	H: 0 LOB: 0 BB: 0 P: 5	R: 0 E: 0 K: 2 S: 7	H: 0 LOB: 1 BB: 0 P: 8	R: 0 E: 0 K: 3 S: 9	H: 0 LOB: 2 BB: 2 P: 17	R: 0 E: 0 K: 0 S: 3	H: 0 LOB: 0 BB: 0 P: 3	R: 0 E: 0 K: 1 S: 5	H: 0 LOB: 0 BB: 0 P: 5	1B: 0 2B: 2 3B: 1 HR: 0	SF: 0 SAC: 0 DP: 0 HBP: 0	WP: 2 PB: 0 SB: 5 CS: 0	PA: 37
<b>PITCHER</b>	IP WLS BF H R ER SO BB IBB HBP BLK WP HR S P ERA WHIP																			
<b>Nolan Ryan, R</b> ERA: 4.28 (1, 1)	6.0 W 28 3 3 3 8 4 1 0 0 2 0 39 59 4.50 1.167																			
<b>Dave Smith, R</b> ERA: 2.27 (7, 1)	3.0 S 9 0 0 0 4 0 0 0 0 0 0 17 17 0.00 0.000																			

Philadelphia Phillies @ Houston Astros  
Astrodome, Houston, TX  
Sat Jul 12 1986, 4:33 AM EDT  
Att: 17,491 - Unknown

livebaseballscorecards.com

AB	32
R	3
H	3
RBI	2
BB	5
SO	12
LOB	16



Batter	1	2	3	4	5	6	7	8	9
Bill Doran, S OBP: 0.374, SLG: 0.380 (1, 4)	0-0 CS 1B	0-0 1-3 2B		0-0 F8		0-0 F8		4-0 IBB	
Dickie Thon, R OBP: 0.298, SLG: 0.333 (1, 6)	0-0 5-3 1-2	0-0 F3		0-0 S 1B		0-0 2B		0-0 1-3	
Phil Garner, R OBP: 0.347, SLG: 0.462 (1, 5)	0-0 F6		0-3 K	0-0 F7		0-0 6-3			
Glenn Davis, R OBP: 0.331, SLG: 0.513 (1, 3)		0-0 F7	0-0 1B FC5-2 2B	0-0 5-3		0-3 K			
Kevin Bass, S OBP: 0.361, SLG: 0.492 (1, 9)		0-3 K	0-0 FC5-2 1B 1B		0-3 K	0-0 L6 1B			
Jose Cruz, L OBP: 0.322, SLG: 0.324 (1, 7)		0-0 HR 1B	0-0 FC5-2 BB 1B		4-0 BB	0-0 L6			
Tony Walker, R OBP: 0.304, SLG: 0.380 (1, 8)		0-0 HR 1B	0-0 BB 1B		0-0 F8		0-0 CS 1B		
John Mizerock, L OBP: 0.446, SLG: 0.250 (1, 2)		0-0 1B 3B	4-0 BB 1B		0-0 F9		0-0 4-3		
Nolan Ryan, R OBP: 0.188, SLG: 0.161 (1, 1)		0-0 2B 1B	0-0 L4		0-3 K		0-0 2B		

Inning Stats	R: 0	H: 1	E: 0	K: 0	S: 3	R: 3	H: 5	E: 0	K: 1	S: 10	R: 1	H: 3	E: 0	K: 1	S: 8	R: 0	H: 1	E: 0	K: 0	S: 4	R: 0	H: 0	E: 0	K: 1	S: 5	R: 0	H: 1	E: 0	K: 1	S: 6	R: 0	H: 1	E: 0	K: 0	S: 5	R: 0	H: 2	E: 0	K: 0	S: 4
	LOB: 0	BB: 0	P: 3	LOB: 2	BB: 0	P: 10	LOB: 3	BB: 1	P: 12	LOB: 1	BB: 0	P: 4	LOB: 1	BB: 1	P: 9	LOB: 0	BB: 0	P: 5	LOB: 1	BB: 0	P: 6	LOB: 0	BB: 0	P: 5	LOB: 2	BB: 1	P: 8	LOB: 0	BB: 0	P: 5	LOB: 2	BB: 1	P: 8	LOB: 0	BB: 0	P: 8	LOB: 0	BB: 0	P: 8	

PITCHER															PITCHER																											
IP	WLS	BF	H	R	ER	SO	BB	IBB	HBP	BLK	WP	HR	S	P	ERA	WHIP	IP	WLS	BF	H	R	ER	SO	BB	IBB	HBP	BLK	WP	HR	S	P	ERA	WHIP									
Shane Rawley, L (1, 1)	3.0	L	18	9	4	4	2	1	0	0	0	1	21	25	12.00	3.333																										
Kevin Gross, R (4, 1)	3.0		12	2	0	0	2	1	0	0	0	0	15	19	0.00	1.000																										
Kent Tekulve, R (7, 1)	2.0		8	3	0	0	1	0	1	0	0	0	9	13	0.00	1.500																										

**BOTTOM**

**Philadelphia Phillies @ Houston Astros**  
Astrodome, Houston, TX

Sat Jul 12 1986, 4:33 AM EDT  
Att. 17,491 - Unknown

AB	R	H	RBI	BB	SO	LOB
4	0	2	0	1	0	0
5	0	2	0	0	0	5
4	0	0	0	0	1	2
4	0	1	0	0	1	1
4	1	2	0	0	2	0
3	1	1	0	1	0	3
4	1	3	3	0	0	1
3	1	1	0	1	0	2
3	0	1	1	0	1	3
0	0	0	0	0	0	0
1	0	1	0	0	0	0

AB	35
R	4
H	14
RBI	4
BB	3
SO	5
LOB	17

WP: 0 PA: 38  
PB: 0 SB: 1  
CS: 2



livebaseballscorecards.com



Batter	1	2	3	4	5	6	7	8	9	10	11	AB R H RBI BB SO LOB	TOP																		
<b>Gary Redus, R</b> (1.7) OBP: 0.364, SLG: 0.461	4-0 FC4-6 BB		4-0 1B BB			0-0 F9		0-3 K		0-3 K		3 1 0 0 2 2 2	<b>Philadelphia Phillies @ Houston Astros</b> Astrodome, Houston, TX Sun Jul 13 1986, 4:33 AM EDT Att. 20,597 - Unknown																		
<b>Rick Schu, R</b> (1.5) OBP: 0.339, SLG: 0.401	0-0 F4		0-0 CS 1B			0-0 HR 1B		0-3 K		0-0 F9		5 1 2 1 0 1 2																			
<b>Juan Samuel, R</b> (1.4) OBP: 0.301, SLG: 0.448	0-0 FC4-6 1-2f		0-0 CS 1-2	0-0 5-3		0-3 K			0-0 F9 2B		0-0 5-3	5 0 1 0 0 1 3																			
<b>Mike Schmidt, R</b> (1.3) OBP: 0.366, SLG: 0.533	0-0 F8 1-2			0-0 6-3		0-0 HR 1-H 2-H			0-0 F9 2-3		0-0 HR	5 2 2 4 0 0 2																			
<b>Von Hayes, L</b> (1.8) OBP: 0.372, SLG: 0.413		0-0 F8		0-3 K		0-0 F9			0-3 K		0-0 5-3	5 0 0 0 0 2 1																			
<b>Glenn Wilson, R</b> (1.9) OBP: 0.301, SLG: 0.360		0-0 4-3			0-0 F7		0-0 3-1		4-0 BB		0-0 1B	3 0 0 0 1 0 0																			
<b>Steve Bedrosian, R</b> (9.1) OBP: 0.500, SLG: 0.333												1 0 1 0 0 0 0																			
<b>John Russell, R</b> (1.2) OBP: 0.327, SLG: 0.487		0-0 G3			0-0 F9		0-0 5-3		0-3 K 1-2		0-3 K	5 0 0 0 0 2 3																			
<b>Luis Aguayo, R</b> (1.6) OBP: 0.233, SLG: 0.304			0-0 6-3		0-0 F9		0-0 6-3			4-0 FC2-6 BB		3 0 0 0 0 0 0																			
<b>Tom Foley, L</b> (7.6) OBP: 0.368, SLG: 0.333												0 0 0 0 1 0 0																			
<b>Bruce Ruffin, S</b> (1.1) OBP: 0.182, SLG: 0.273			0-3 K			0-0 HR 1B			0-0 F7		0-0 FC2-6 BB 1-2f	2 1 1 0 0 1 0																			
<b>Tom Hume, R</b> (7.1)												0 0 0 0 0 0 0																			
<b>Greg Gross, L</b> (8. PH) OBP: 0.410, SLG: 0.328												1 0 0 0 0 0 0																			
<b>Kent Tekulve, R</b> (8.1)												0 0 0 0 0 0 0																			
<b>Ron Roenicke, S</b> (9.9) OBP: 0.376, SLG: 0.406												1 0 0 0 0 0 1																			
<b>Inning Stats</b>	R: 0 E: 0 K: 3	H: 0 LOB: 1 BB: 1 P: 7	R: 0 E: 0 K: 3	H: 0 LOB: 0 BB: 0 P: 3	R: 1 E: 0 K: 1 S: 5	H: 1 LOB: 0 BB: 1 P: 9	R: 0 E: 0 K: 1 S: 5	H: 0 LOB: 0 BB: 0 P: 5	R: 0 E: 0 K: 0 S: 3	H: 0 LOB: 0 BB: 0 P: 3	R: 3 E: 0 K: 1 S: 8	H: 3 LOB: 0 BB: 0 P: 8	R: 0 E: 0 K: 0 S: 3	H: 0 LOB: 0 BB: 0 P: 3	R: 0 E: 0 K: 2 S: 7	H: 0 LOB: 0 BB: 0 P: 7	R: 0 E: 0 K: 2 S: 8	H: 1 LOB: 2 BB: 1 P: 12	R: 0 E: 0 K: 1 S: 5	H: 0 LOB: 1 BB: 1 P: 9	R: 1 E: 0 K: 1 S: 7	H: 2 LOB: 1 BB: 0 P: 7	1B: 4 2B: 1 3B: 0 HR: 2	SF: 0 SAC: 0 DP: 0 HBP: 0	WP: 0 PB: 0 SB: 3 CS: 1	PA: 44					
<b>PITCHER</b>	IP WLS BF H R ER SO BB IBB HBP BLK WP HR S P ERA WHIP																														
<b>Bob Knepper, L</b> (1.1) ERA: 2.78	7.0	26	4	4	4	3	2	0	0	0	0	0	0	1	30	38	5.14	0.857													
<b>Aurelio Lopez, R</b> (8.1) ERA: 2.13	1.1	5	1	0	0	2	0	0	0	0	0	0	0	0	9	9	0.00	0.750													
<b>Frank DiPino, L</b> (9.1) ERA: 3.79	0.1	1	0	0	0	1	0	0	0	0	0	0	0	0	3	3	0.00	0.000													
<b>Charlie Kerfeld, R</b> (9.1) ERA: 1.79	0.1	2	0	0	0	1	1	0	0	0	0	0	0	0	3	7	0.00	3.000													
<b>Dave Smith, R</b> (10.1) ERA: 2.41	2.0	L	9	2	1	1	2	1	0	0	0	0	0	1	12	16	4.50	1.500													

livebaseballscores.com

AB	39
R	5
H	7
RBI	5
BB	4
SO	9
LOB	14



Batter	1	2	3	4	5	6	7	8	9	10	11	AB R H RBI BB SO LOB	BOTTOM				
<b>Bill Doran, S</b> (1, 4) <small>OBP: 0.374, SLG: 0.380</small>	1-3		5-3 1B		PB 1B		FC3-6 4-3 E S		F8			5 1 2 1 0 0 2	<b>Philadelphia Phillies @ Houston Astros</b> Astrodome, Houston, TX Sun Jul 13 1986, 4:33 AM EDT Att. 20,597 - Unknown				
<b>Billy Hatcher, R</b> (1, 7) <small>OBP: 0.275, SLG: 0.319</small>	4-3		5-3		F7		4-3		1B		5 0 1 1 0 0 4						
<b>Phil Garner, R</b> (1, 5) <b>Aurelio Lopez, R</b> (8, 1) <b>Frank DiPino, L</b> (9, 1) <b>Charlie Kerfeld, R</b> (9, 1) <b>Alan Ashby, S</b> (9, PH) <b>Dave Smith, R</b> (10, 1)	6-3		3-1			1-3 3-H	E5		F8		4 0 0 0 0 0 2 0 1 0 0 0 0 0 1 0 0 0 0 0 0 0						
<b>Glenn Davis, R</b> (1, 3) <small>OBP: 0.331, SLG: 0.523</small>		5-3		HR		2B	F7			0-3	K	5 1 2 1 0 1 1					
<b>Kevin Bass, S</b> (1, 9) <small>OBP: 0.359, SLG: 0.488</small>		K			F9					0-3	K	5 0 1 0 0 3 1					
<b>Dickie Thon, R</b> (1, 6) <small>OBP: 0.298, SLG: 0.333</small> <b>Craig Reynolds, L</b> (8, PH) <small>OBP: 0.276, SLG: 0.356</small>					F9				F5	0-3	K	3 0 1 0 0 0 1 2 0 0 0 0 1 1					
<b>Tony Walker, R</b> (1, 8) <small>OBP: 0.305, SLG: 0.370</small> <b>Jose Cruz, L</b> (8, PH) <small>OBP: 0.320, SLG: 0.321</small>									F8			2 1 0 0 1 2 1 2 0 0 0 0 0 1					
<b>John Mizerock, L</b> (1, 2) <small>OBP: 0.443, SLG: 0.231</small>					L7					0-0	F6	3 1 0 0 2 2 1					
<b>Bob Krepper, L</b> (1, 1) <small>OBP: 0.070, SLG: 0.070</small> <b>Jim Pankovits, R</b> (7, PH) <small>OBP: 0.333, SLG: 0.372</small> <b>Denny Walling, L</b> (7, PH) <small>OBP: 0.375, SLG: 0.457</small>										0-0	F7	2 0 0 0 0 1 1 0 0 0 0 0 0 0 2 0 0 0 1 0 0					
<b>Inning Stats</b>	R: 0 H: 0 E: 0 LOB: 0 K: 0 BB: 0 S: 3 P: 3	R: 0 H: 1 E: 0 LOB: 1 K: 2 BB: 0 S: 8 P: 8	R: 0 H: 1 E: 0 LOB: 2 K: 0 BB: 1 S: 4 P: 8	R: 1 H: 1 E: 0 LOB: 0 K: 1 BB: 0 S: 6 P: 6	R: 0 H: 1 E: 0 LOB: 1 K: 1 BB: 0 S: 6 P: 6	R: 0 H: 1 E: 0 LOB: 1 K: 1 BB: 0 S: 6 P: 6	R: 3 H: 0 E: 1 LOB: 1 K: 0 BB: 3 S: 4 P: 16	R: 0 H: 1 E: 0 LOB: 1 K: 1 BB: 0 S: 6 P: 6	R: 0 H: 1 E: 0 LOB: 1 K: 0 BB: 0 S: 4 P: 4	R: 0 H: 0 E: 0 LOB: 0 K: 3 BB: 0 S: 9 P: 9	R: 0 H: 0 E: 0 LOB: 0 K: 1 BB: 0 S: 5 P: 5	1B: 5 SF: 0 2B: 1 SAC: 0 3B: 0 DP: 0 HR: 1 HBP: 0		WP: 0 PA: 45 PB: 2 SB: 3 CS: 0			
<b>PITCHER</b>	IP WLS BF H R ER SO BB IBB HBP BLK WP HR S P ERA WHIP																
<b>Bruce Ruffin, L</b> (1, 1) <small>ERA: 2.79</small>	6.0	26	5	3	3	5	3	0	0	0	0	0	1	33	45	4.50	1.333
<b>Tom Hume, R</b> (7, 1) <small>ERA: 3.69</small>	1.0	5	0	1	0	0	1	0	0	0	0	0	0	4	8	0.00	1.000
<b>Kent Tekulve, R</b> (8, 1) <small>ERA: 2.95</small>	1.0	4	1	0	0	1	0	0	0	0	0	0	0	6	6	0.00	1.000
<b>Steve Bedrosian, R</b> (9, 1) <small>ERA: 3.3</small>	3.0	W 10	1	0	0	4	0	0	0	0	0	0	0	18	18	0.00	0.333

livebaseballscores.com





Batter	1	2	3	4	5	6	7	8	9	10	11	AB R H RBI BB SO LOB	TOP			
Gary Redus, R OBP: 0.350, SLG: 0.439 (1, 7)	F5	FC6-4			F7		SH1-4		E1		F6	5 1 0 0 0 0 4	<b>Philadelphia Phillies @ Cincinnati Reds</b> Riverfront Stadium, Cincinnati, OH Thu Jul 17 1986, 7:05 PM EDT Att. 24,488 - Unknown			
Jeff Stone, L OBP: 0.329, SLG: 0.362 Ron Roenicke, S OBP: 0.377, SLG: 0.407 (9, PH) (9, 8)	6-3		F3		4-3				E		F6	4 0 1 2 0 0 0 2 1 1 0 0 0 1				
Juan Samuel, R OBP: 0.302, SLG: 0.446 (1, 4)					K		5-3		FC6-2		K	6 0 2 0 0 2 3				
Mike Schmidt, R OBP: 0.366, SLG: 0.539 (1, 5)	5-3		F8						K			4 1 1 1 1 1 3				
Von Hayes, L OBP: 0.370, SLG: 0.413 (1, 3)					F5		G3-6-3		6-3		4-3	5 1 1 0 0 0 2				
Glenn Wilson, R OBP: 0.305, SLG: 0.360 (1, 9)									F3		6-3	3 0 1 1 2 0 0				
John Russell, R OBP: 0.329, SLG: 0.484 (1, 2)											4-3	5 0 2 0 0 0 2				
Steve Jeltz, S OBP: 0.363, SLG: 0.289 (1, 6)											K	4 1 1 0 1 3 3				
Kevin Gross, R OBP: 0.205, SLG: 0.302 Greg Gross, L OBP: 0.455, SLG: 0.323 Tom Hume, R OBP: 0.363, SLG: 0.491 Rick Schu, R OBP: 0.509, SLG: 0.333 Steve Bedrosian, R OBP: 0.394, SLG: 0.367 Tom Foley, L OBP: 0.394, SLG: 0.367 Tom Gorman, L OBP: 0.394, SLG: 0.367 (1, 1) (7, PH) (7, 1) (9, PH) (9, 1) (11, PH) (11, 1)												2 0 0 0 0 0 1 3 1 1 0 0 0 0 0 1 0 1 0 1 0 0 0 0 0 0 0 0 0 0 0 0 0				
<b>Inning Stats</b>	R: 0 H: 1 E: 0 LOB: 1 K: 0 BB: 0 S: 4 P: 4	R: 1 H: 2 E: 0 LOB: 2 K: 1 BB: 1 S: 7 P: 11	R: 0 H: 1 E: 0 LOB: 0 K: 0 BB: 0 S: 3 P: 3	R: 0 H: 1 E: 0 LOB: 2 K: 1 BB: 1 S: 6 P: 10	R: 0 H: 0 E: 0 LOB: 0 K: 1 BB: 0 S: 5 P: 5	R: 0 H: 0 E: 0 LOB: 1 K: 0 BB: 2 S: 2 P: 10	R: 2 H: 2 E: 1 LOB: 0 K: 0 BB: 0 S: 5 P: 5	R: 1 H: 2 E: 0 LOB: 1 K: 1 BB: 0 S: 7 P: 7	R: 2 H: 1 E: 2 LOB: 1 K: 1 BB: 0 S: 7 P: 8	R: 0 H: 0 E: 0 LOB: 0 K: 1 BB: 0 S: 5 P: 5	R: 0 H: 1 E: 0 LOB: 1 K: 1 BB: 0 S: 6 P: 6	1B: 9 SF: 0 2B: 2 SAC: 1 3B: 0 DP: 2 HR: 1 HBP: 1		WP: 1 PA: 48 PB: 1 SB: 0 CS: 1		
<b>PITCHER</b>	IP WLS BF H R ER SO BB IBB HBP BLK WP HR S P ERA WHIP															
Chris Welsh, L ERA: 3.73 (1, 1)	3.0	13	4	1	1	1	1	0	0	0	1	0	14	18	3.00	1.667
Rob Murphy, L ERA: (4, 1)	2.0	8	1	0	0	2	1	0	0	0	0	0	11	15	0.00	1.000
Carl Willis, R ERA: 1.84 (6, 1)	1.1	7	1	2	1	0	2	0	0	0	0	0	5	13	6.75	2.250
Ron Robinson, R ERA: 2.06 (7, 1)	0.2	2	1	0	0	0	0	0	0	0	0	0	2	2	0.00	1.500
John Franco, L ERA: 2.31 (8, 1)	2.0	11	3	3	1	2	0	0	1	0	0	1	14	15	4.50	1.500
<b>PITCHER</b>	IP WLS BF H R ER SO BB IBB HBP BLK WP HR S P ERA WHIP															
Ted Power, R ERA: 5.14 (10, 1)	2.0	7	1	0	0	2	0	0	0	0	0	0	11	11	0.00	0.500

livebaseballscorecards.com

AB	42
R	6
H	11
RBI	4
BB	4
SO	7
LOB	22



BOTTOM

Philadelphia Phillies @ Cincinnati Reds  
Riverfront Stadium, Cincinnati, OH

Thu Jul 17 1986, 7:05 PM EDT  
Att. 24,488 - Unknown

livebaseballscores.com

AB	41
R	7
H	11
RBI	5
BB	3
SO	6
LOB	17

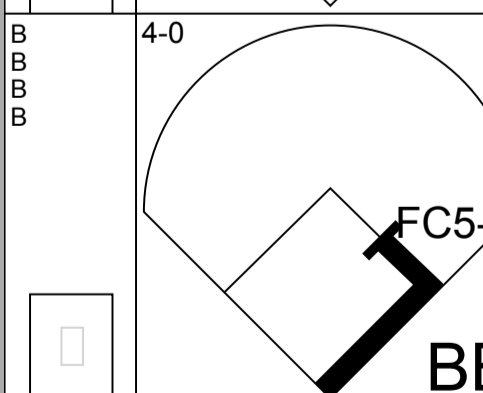
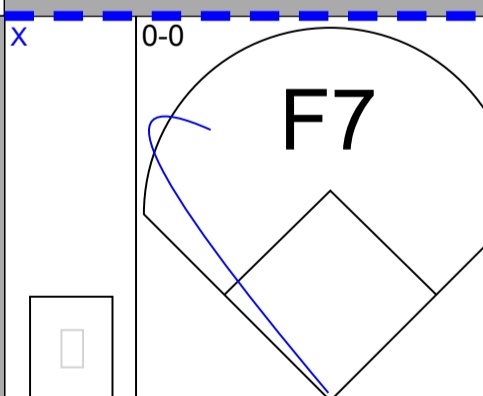

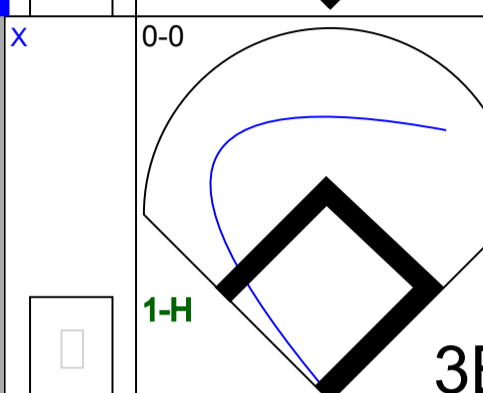
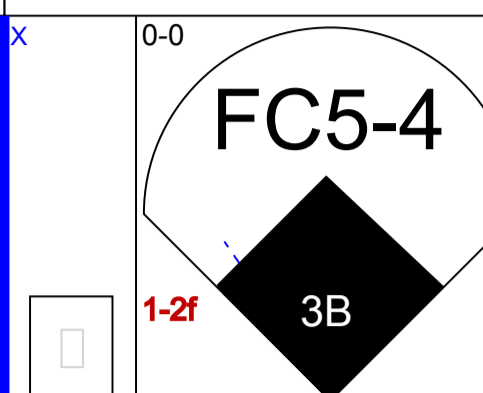


WP	0	PA	47
PB	1		
SB	0		
CS	0		


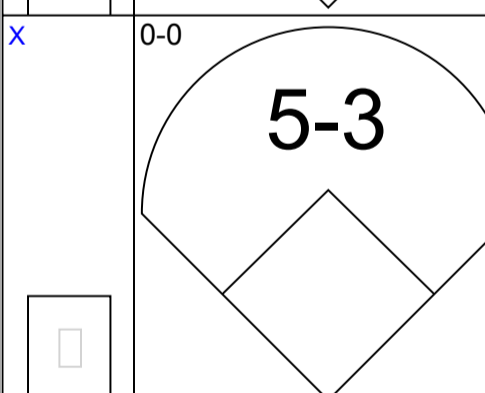
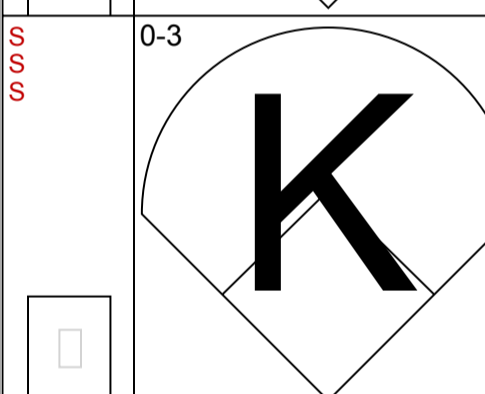
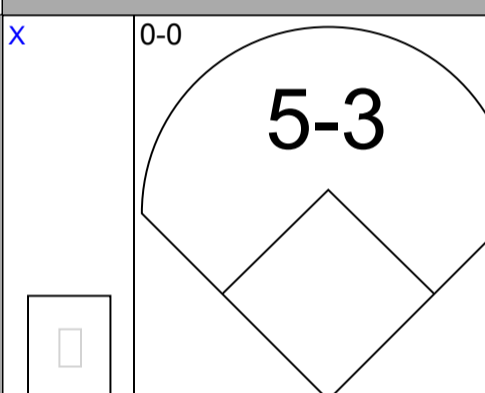

AB R H RBI BB SO LOB

3	0	0	0	1	0	0
0	0	0	0	0	0	0
1	0	0	0	0	0	1
0	1	0	0	0	0	0
0	0	0	0	0	0	0
1	1	0	0	0	0	1
5	0	2	2	1	1	2
4	0	1	1	0	0	3
5	2	2	0	0	1	2
5	0	3	0	0	0	1
5	0	0	1	0	1	4
4	0	0	1	0	1	1
4	2	2	0	0	0	1
1	0	0	0	0	1	0
0	0	0	0	0	0	0
1	0	0	0	0	0	1
0	0	0	0	0	0	0
0	0	0	0	0	0	0
2	1	1	0	1	0	0

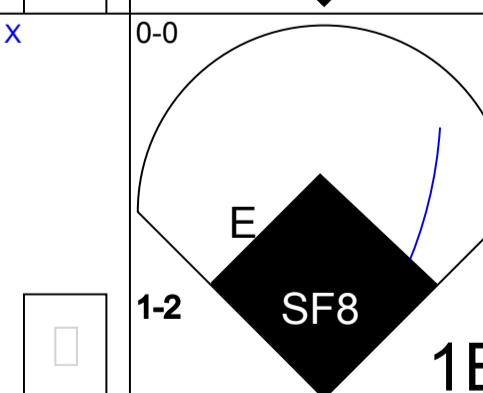
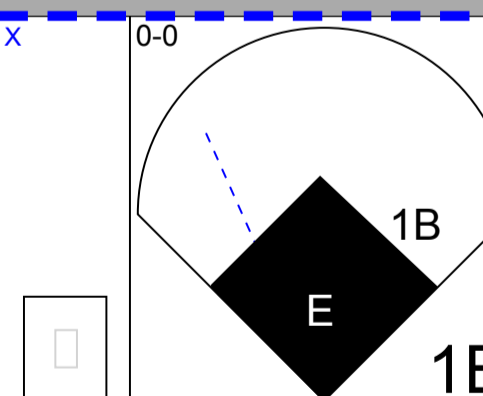

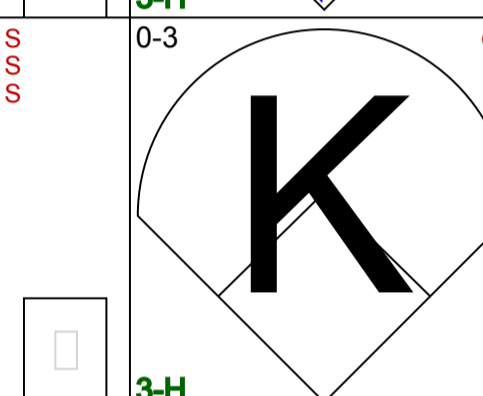
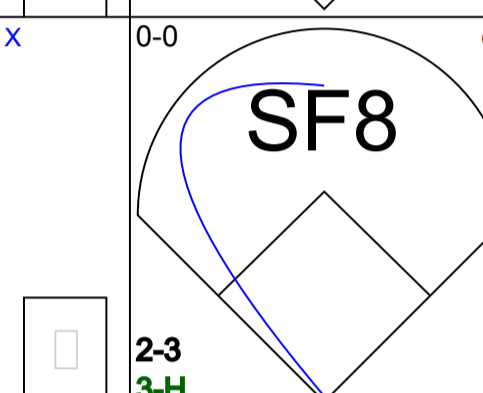
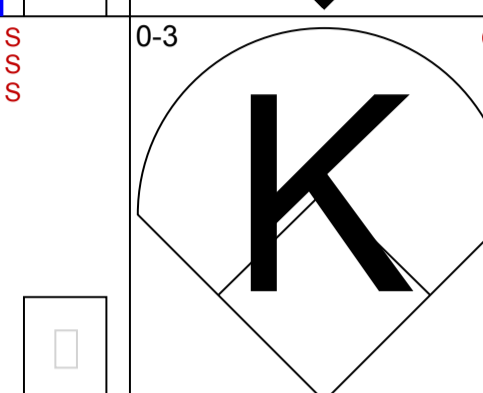
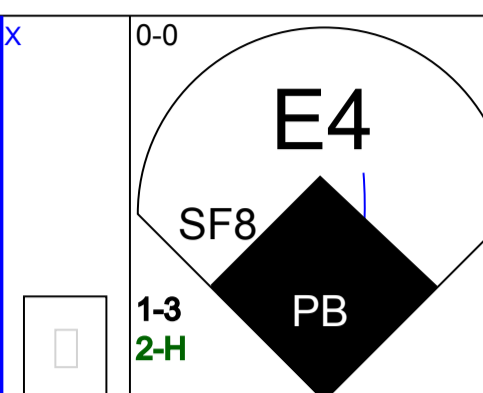
11




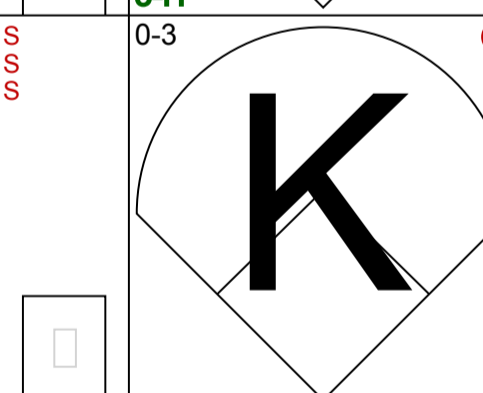
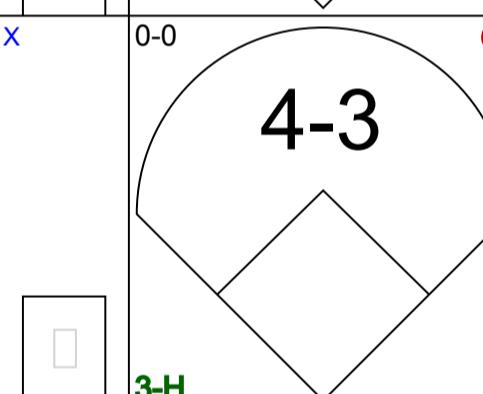
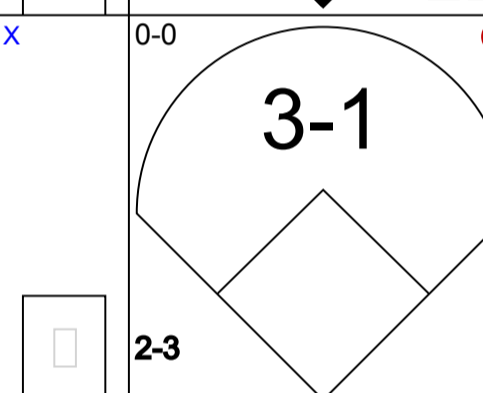
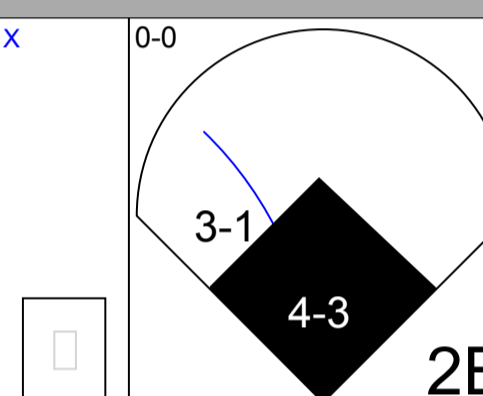

10



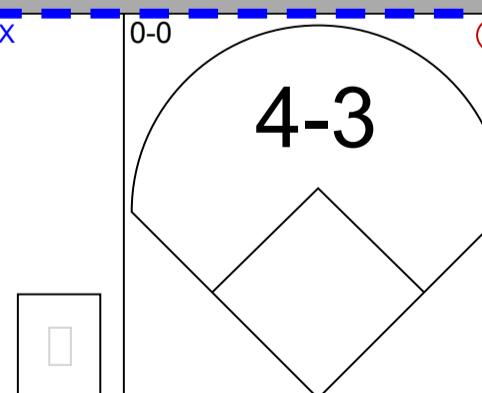

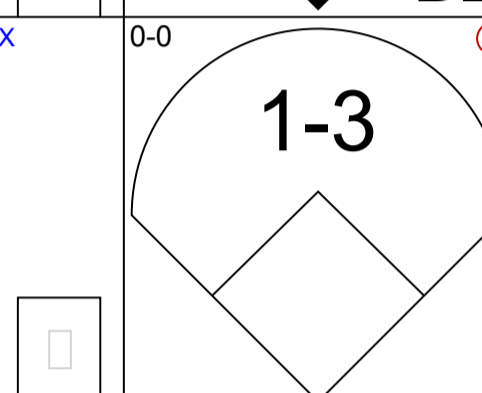
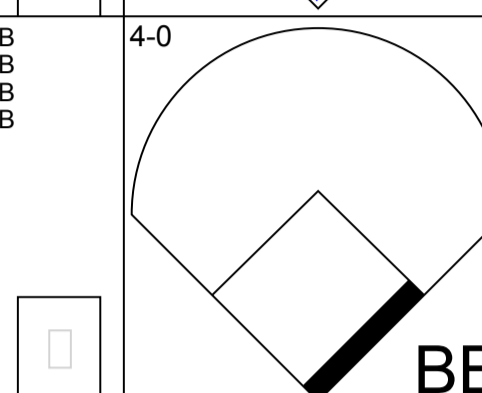
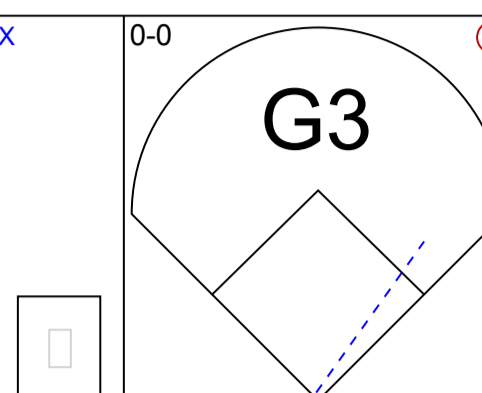
9




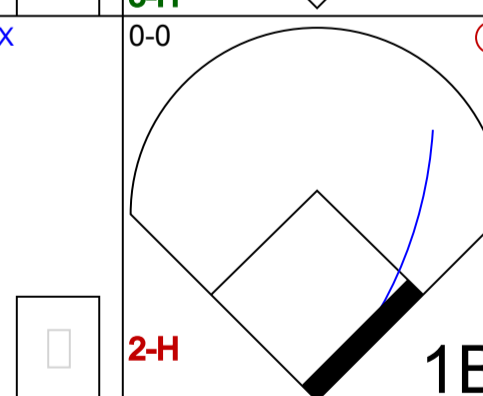
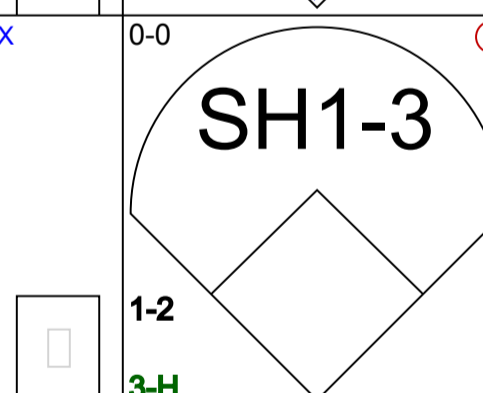
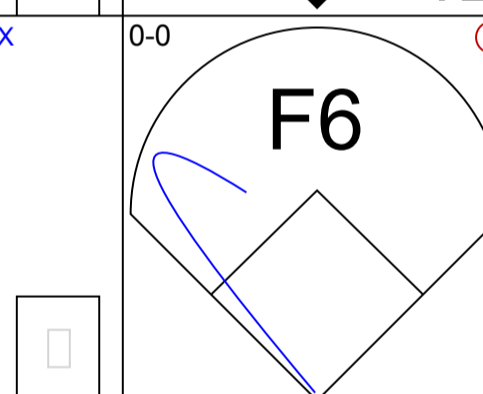
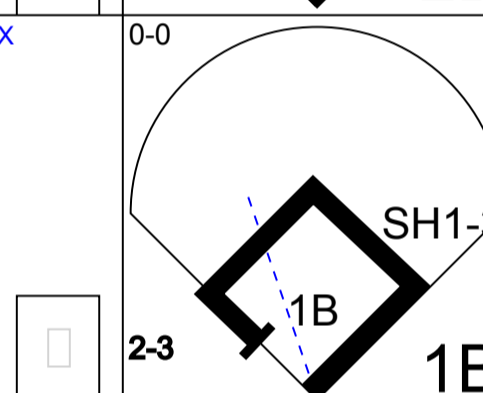
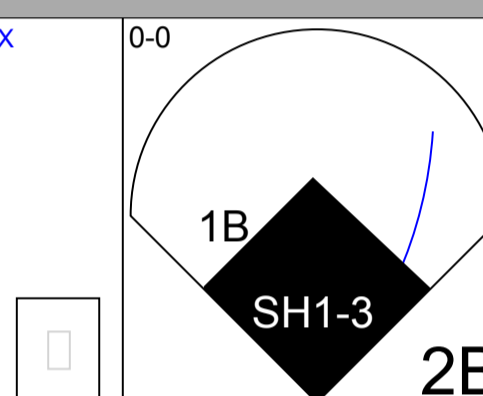

8



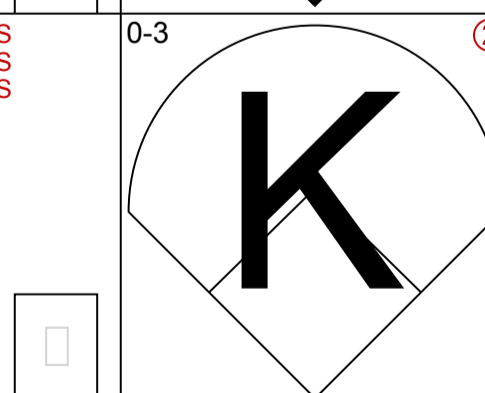
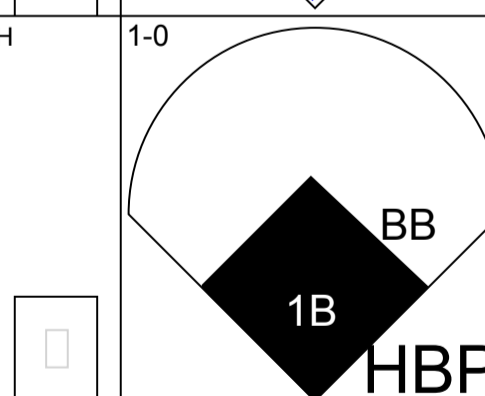
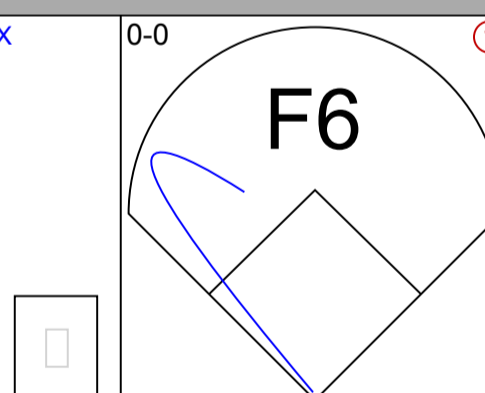

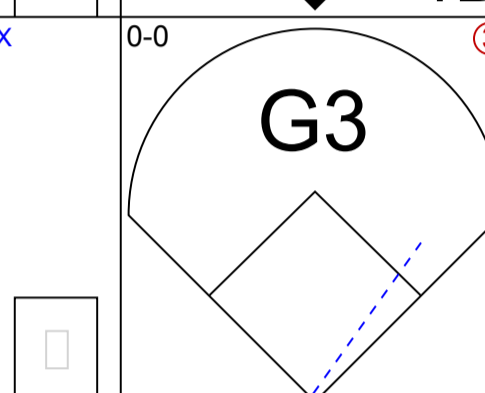
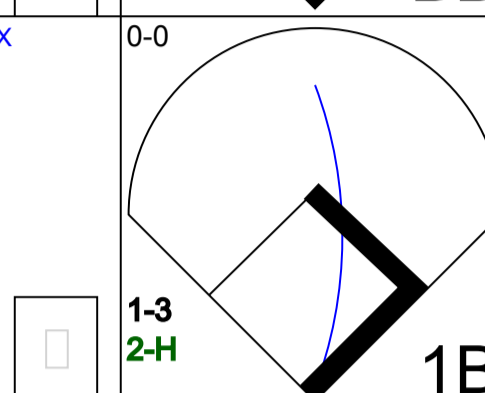
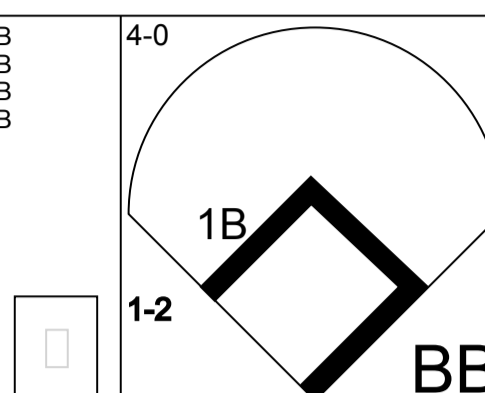
7




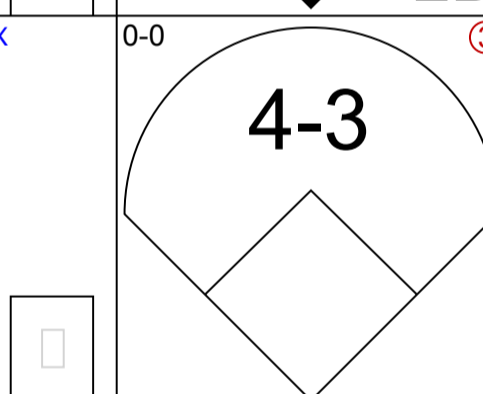
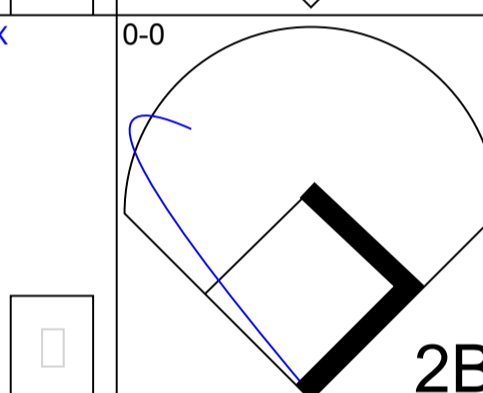
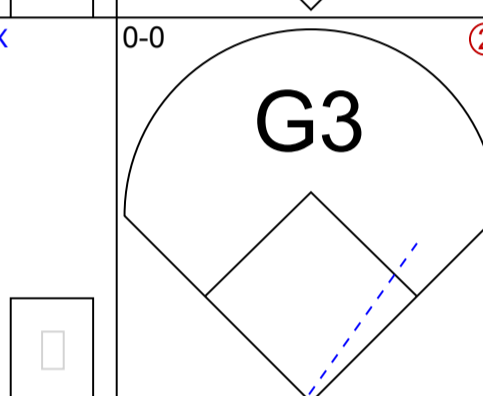
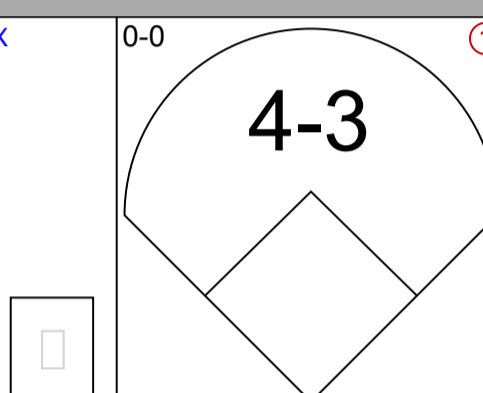

6



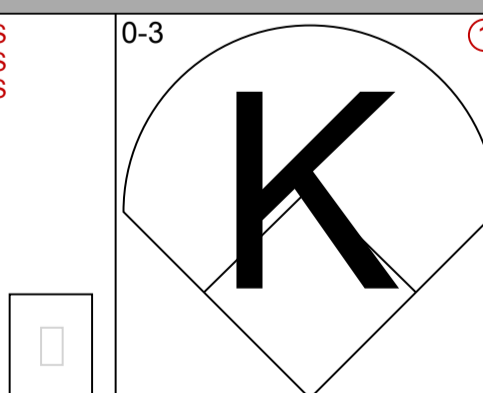

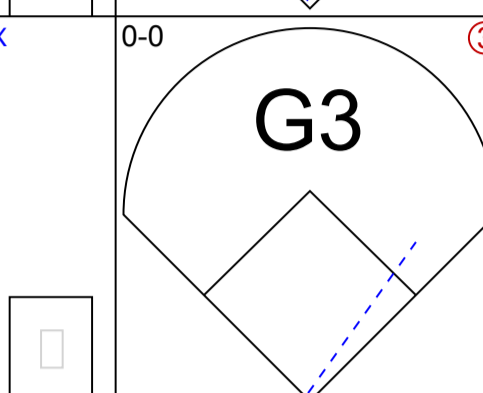
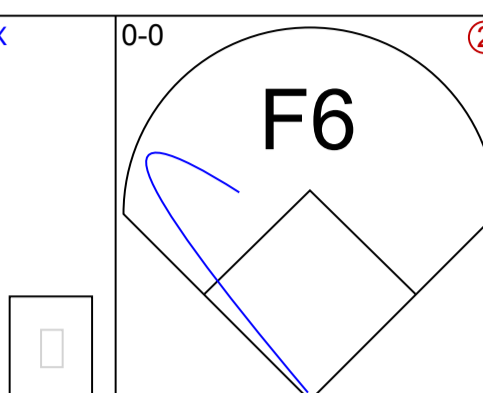
5




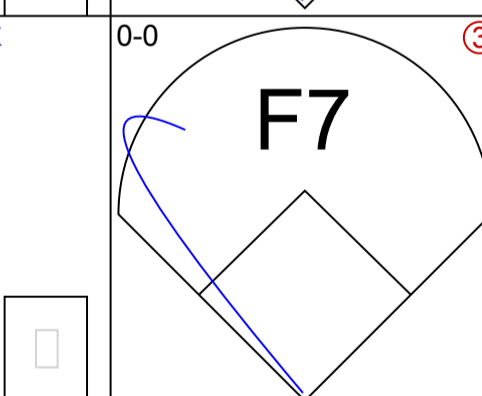
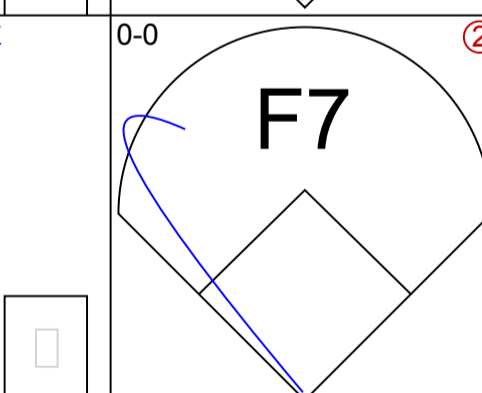
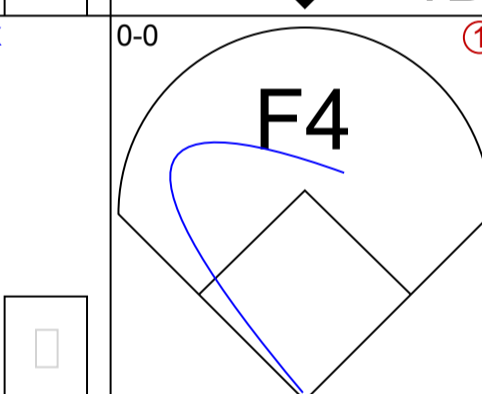
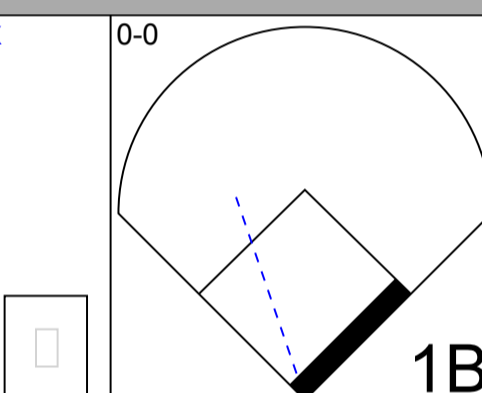

4




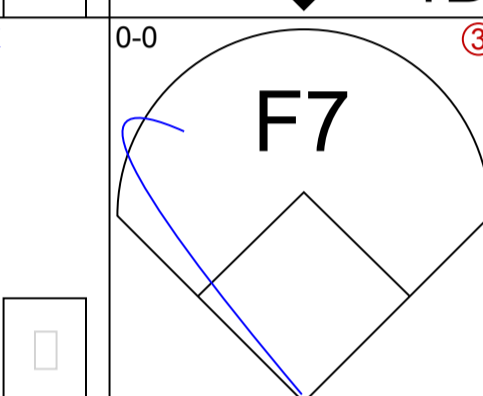
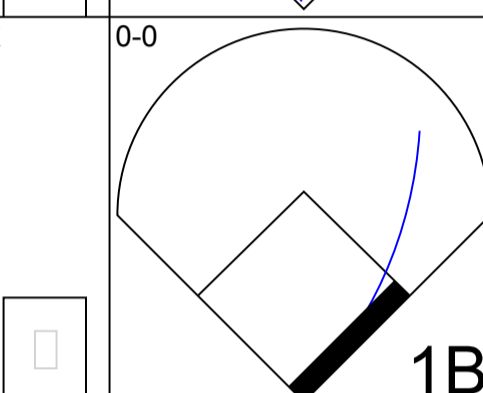
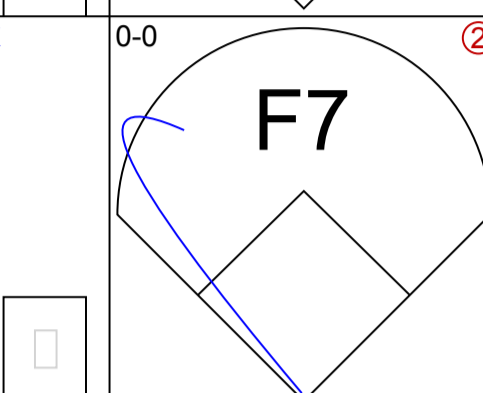
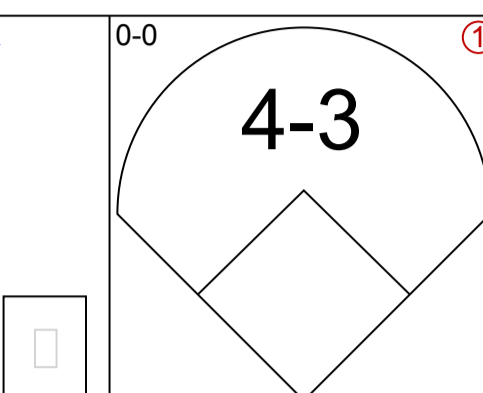
3



2



1



Batter

Eddie Milner, L	(1, 8)
John Franco, L	(8, 1)
Tony Perez, R	(9, PH)
Eric Davis, R	(9, PR)
Ted Power, R	(10, 1)
Wade Rowdon, R	(11, PH)
Pete Rose, S	(1, 3)
Kal Daniels, L	(1, 7)
Dave Parker, L	(1, 9)
Buddy Bell, R	(1, 5)
Kurt Stillwell, S	(1, 6)
Sal Butera, R	(1, 2)
Ron Oester, S	(1, 4)
Chris Welsh, L	(1, 1)
Rob Murphy, L	(4, 1)
Nick Esasky, R	(5, PH)
Carl Willis, L	(6, 1)
Ron Robinson, R	(7, 1)
Max Venable, L	(7, PH)
	(8, 8)

Inning Stats

R: 0	H: 1	R: 0	H: 1	R: 0	H: 0	R: 0	H: 1	R: 1	H: 1	R: 1	H: 3	R: 0	H: 0	R: 1	H: 1	R: 3	H: 2	R: 0	H: 0	R: 1	H: 1	R: 0	H: 0	R: 1	H: 1
E: 0	LOB: 1	E: 0	LOB: 1	E: 0	LOB: 0	E: 0	LOB: 1	E: 0	LOB: 2	E: 0	LOB: 2	E: 1	LOB: 0	E: 0	LOB: 0	E: 1	LOB: 1	E: 0	LOB: 0	E: 0	LOB: 0	E: 0	LOB: 0	E: 0	LOB: 1
K: 0	BB: 0	K: 0	BB: 0	K: 1	BB: 0	K: 0	BB: 0	K: 1	BB: 1	K: 0	BB: 0	K: 1	BB: 0	K: 0	BB: 1	K: 2	BB: 0	K: 0	BB: 0	K: 0	BB: 0	K: 0	BB: 0	K: 0	BB: 1
S: 4	P: 4	S: 4	P: 4	S: 5	P: 5	S: 4	P: 4	S: 6	P: 11	S: 5	P: 5	S: 6	P: 6	S: 3	P: 7	S: 10	P: 10	S: 5	P: 5	S: 3	P: 7	S: 5	P: 5	S: 3	P: 7

PITCHER

Kevin Gross, R	(1, 1)	6.0	26	7	2	2	2	1	0	1	0	0	0	0	0	28	33	3.00	1.333
Tom Hume, R	(7, 1)	2.0	8	1	1	1	1	1	0	0	0	0	0	0	9	13	4.50	1.000	
Steve Bedrosian, R	(9, 1)	2.0	9	2	3	0	3	0	0	0	0	0	0	0	15	15	0.00	1.000	
Tom Gorman, L	(11, 1)	0.2	L 4	1	1	1	0	1	0	0	0	0	0	0	3	7	13.50	3.000	



Batter	1	2	3	4	5	6	7	8	9	AB R H RBI BB SO LOB	TOP							
Gary Redus, R (1, 7) OBP: 0.339, SLG: 0.423	0-0 F7			0-0 6-3		0-0 FC6-4		0-0 4-3		4 0 0 0 0 0 1								
Jeff Stone, L (1, 8) OBP: 0.327, SLG: 0.353	0-0 4-3			0-0 4-3			4-0 1B BB	0-3 K		3 1 0 0 1 1 0								
Juan Samuel, R (1, 4) OBP: 0.301, SLG: 0.443	0-0 6-3			0-0 F8			0-0 F8	0-0 1B		4 0 1 0 0 0 1								
Mike Schmidt, R (1, 5) OBP: 0.368, SLG: 0.539		0-0 G5-4-3 1B			0-0 1-3		0-0 1-2 1B 2B	0-0 L7		4 1 2 0 0 0 1								
Von Hayes, L (1, 3) OBP: 0.371, SLG: 0.414		0-0 F5			0-0 F6		0-0 1-2 2-H 2B SF9	0-0 4-3 6-3 1B		4 2 2 1 0 0 1								
Glenn Wilson, R (1, 9) OBP: 0.307, SLG: 0.363		0-0 G5-4-3			0-0 F8		0-0 1-3 2-H SF9 1B	4-0 1B 4-3 1B BB		3 1 1 1 1 0 1								
John Russell, R (1, 2) OBP: 0.322, SLG: 0.475			0-0 F7		0-0 L8		0-0 2-3 3-H SF9	0-0 4-3		3 0 0 1 0 0 2								
Steve Jeltz, S (1, 6) OBP: 0.366, SLG: 0.294 Ron Roenicke, S (9, PH) OBP: 0.375, SLG: 0.404			0-0 B1-6-4 1B		0-3 K		0-0 3-H 1B	0-0 6-3		3 0 2 1 0 1 0 1 0 0 1 0 0 1								
Bruce Ruffin, S (1, 1) OBP: 0.167, SLG: 0.250 Rocky Childress, R (5, 1) Rick Schu, R (6, PH) OBP: 0.347, SLG: 0.405 Tom Gorman, L (6, 1) Tom Foley, L (7, PH) OBP: 0.389, SLG: 0.361 Kent Givins, R (7, 1) Greg Gross, L (9, PH) OBP: 0.405, SLG: 0.323 Luis Aguayo, R (9, PH) OBP: 0.241, SLG: 0.313			0-0 B1-6-4		0-0 FC6-4 1B		0-0 G3	0-0 2-H 1B		1 0 0 0 0 0 0 1 0 0 0 0 0 0 0 0 1 0 1 0 0 0 0 0 0 0 0 0 0 0 0 0 1 0 0 0 0 0 0 1 0 0 0 0 0 0 0 0 0 0 0 0 0 0 0 0 1 0 1 0 0 0 0 0								
<b>Inning Stats</b>	R: 0 E: 0 K: 0 S: 3	H: 0 LOB: 0 BB: 0 P: 3	R: 0 E: 0 K: 0 S: 3	H: 1 LOB: 0 BB: 0 P: 3	R: 0 E: 0 K: 0 S: 3	H: 0 LOB: 0 BB: 0 P: 3	R: 0 E: 0 K: 1 S: 6	H: 1 LOB: 1 BB: 0 P: 6	R: 4 E: 0 K: 0 S: 7	H: 4 LOB: 1 BB: 1 P: 11	R: 0 E: 0 K: 1 S: 6	H: 1 LOB: 1 BB: 0 P: 6	R: 1 E: 0 K: 0 S: 4	H: 2 LOB: 2 BB: 1 P: 8	1B: 9 2B: 1 3B: 0 HR: 0	SF: 1 SAC: 0 DP: 2 HBP: 0	WP: 0 PB: 0 SB: 0 CS: 0	PA: 36
<b>PITCHER</b>	IP WLS BF H R ER SO BB IBB HBP BLK WP HR S P ERA WHIP																	
Tom Browning, L (1, 1) ERA: 4.06	6.1 W 24 6 4 4 1 1 0 0 0 0 0 0 25 29 5.68 1.105																	
Ron Robinson, R (7, 1) ERA: 2.12	2.1 11 3 1 1 1 1 0 0 0 0 0 0 12 16 3.86 1.714																	
John Franco, L (9, 1) ERA: 2.3	0.1 S 1 1 0 0 0 0 0 0 0 0 0 0 1 1 0.00 3.000																	

Philadelphia Phillies @ Cincinnati Reds  
Riverfront Stadium, Cincinnati, OH  
Fri Jul 18 1986, 7:05 PM EDT  
Att. 24,072 - Unknown

livebaseballscorecards.com

AB	33
R	5
H	10
RBI	5
BB	2
SO	2
LOB	10



Batter	1	2	3	4	5	6	7	8	9	AB	R	H	RBI	BB	SO	LOB
Kurt Stillwell, S OBP: 0.281, SLG: 0.228 (1, 6)	0-3 K		0-0 SH1-3 1B 2B		0-0 HR 1B	0-0 5-3				4	2	2	0	0	1	0
Buddy Bell, R OBP: 0.322, SLG: 0.362 (1, 5)	0-0 5-3		0-0 SH1-3 2-3		0-0 HR 1B		0-0 6-3			3	1	1	0	0	0	0
Dave Parker, L OBP: 0.346, SLG: 0.499 (1, 9)	0-0 1-3		0-0 1B 1B		0-0 HR		0-0 4-3			4	1	2	4	0	0	0
Eric Davis, R OBP: 0.385, SLG: 0.535 (1, 8) (6, 7) (9, 8)		4-0 S 6-3 BB	0-0 1-2 1B		4-0 F8 S BB		0-0 F8		0-0 6-3	2	1	1	0	2	0	0
Tony Perez, R OBP: 0.319, SLG: 0.263 (1, 3)		0-0 6-3	0-0 G5-4-3 1B		0-0 F8			0-0 6-3	4	0	0	1	0	0	3	
Bo Diaz, R OBP: 0.320, SLG: 0.340 (1, 2)		0-0 L9		0-0 4-3		4-0 BB		0-0 L4	3	0	0	0	1	0	0	
Nick Esasky, R OBP: 0.341, SLG: 0.429 (1, 7) Eddie Milner, L OBP: 0.294, SLG: 0.396 (6, 8) John Franco, L (9, 1)		0-0 2B		0-0 CS 1B		0-0 L7		0-0 HR	3	0	2	0	0	0	2	
Ron Oester, S OBP: 0.325, SLG: 0.355 (1, 4)		4-0 IBB		0-0 6-3 1-2		0-0 6-3		0-0 F8	3	0	0	0	1	0	1	
Tom Browning, L OBP: 0.191, SLG: 0.174 (1, 1) Ron Robinson, R OBP: 0.083, SLG: 0.083 (7, 1) Max Venable, L OBP: 0.303, SLG: 0.341 (9, 7)		0-0 5-3				0-0 5-3		0-0 B1-3	3	0	0	0	0	0	2	

Inning Stats	R: 0	H: 0	E: 0	K: 1	S: 5	LOB: 0	BB: 0	P: 5	R: 1	H: 1	E: 0	K: 0	S: 4	LOB: 2	BB: 2	P: 12	R: 1	H: 3	E: 0	K: 0	S: 5	LOB: 1	BB: 0	P: 5	R: 0	H: 1	E: 0	K: 0	S: 3	LOB: 0	BB: 0	P: 3	R: 3	H: 3	E: 0	K: 0	S: 6	LOB: 2	BB: 2	P: 14	R: 0	H: 0	E: 0	K: 0	S: 3	LOB: 0	BB: 0	P: 3	R: 0	H: 0	E: 0	K: 0	S: 3	LOB: 0	BB: 0	P: 3	R: 1	H: 1	E: 0	K: 0	S: 4	LOB: 0	BB: 0	P: 4
PITCHER	IP	WLS	BF	H	R	ER	SO	BB	IBB	HBP	BLK	WP	HR	S	P	ERA	WHIP																																															
Bruce Ruffin, L ERA: 3.78 (1, 1)	4.1	L	22	8	5	5	1	2	1	0	0	0	0	21	33	10.38	2.308																																															
Rocky Childress, R ERA: 6.75 (5, 1)	0.2		3	0	0	0	0	1	0	0	0	0	0	2	6	0.00	1.500																																															
Tom Gorman, L ERA: 6.35 (6, 1)	1.0		3	0	0	0	0	0	0	0	0	0	0	3	3	0.00	0.000																																															
Kent Tekulve, R ERA: 3.0 (7, 1)	2.0		7	1	1	1	0	0	0	0	0	0	0	7	7	4.50	0.500																																															


**BOTTOM**

**Philadelphia Phillies @ Cincinnati Reds**  
Riverfront Stadium, Cincinnati, OH

Fri Jul 18 1986, 7:05 PM EDT  
Att. 24,072 - Unknown

AB	30
R	6
H	9
RBI	6
BB	4
SO	1
LOB	8

WP: 0 PA: 35  
PB: 0  
SB: 3  
CS: 1



1B	2B	3B	HR	SF	SAC	DP	HBP	WP	HR	S	P	ERA	WHIP
5	2	0	2	0	1	1	0	0	0	0	0	0.00	0.000



Batter	1	2	3	4	5	6	7	8	9	AB R H RBI BB SO LOB	TOP																						
Gary Redus, R (1, 7) OBP: 0.328, SLG: 0.409	0-0 F8			0-0 5-3	0-0 F7			0-0 F9		4 0 0 0 0 0 1																							
Jeff Stone, L (1, 8) OBP: 0.325, SLG: 0.350	0-0 G3			0-0 HR 1B		0-3 K		0-0 1-3		4 1 1 0 0 1 0																							
Juan Samuel, R (1, 4) OBP: 0.301, SLG: 0.441	0-3 K			0-3 K		0-0 S 1B		0-0 F4		4 0 1 0 0 2 1																							
Mike Schmidt, R (1, 5) OBP: 0.369, SLG: 0.548		0-0 G4-6-3 1B		0-0 1-H HR		0-0 6-3		0-0 B2		4 1 2 2 0 0 1																							
Von Hayes, L (1, 3) OBP: 0.370, SLG: 0.412		0-0 F8		0-0 E9 1B		0-0 F9		0-3 K		4 0 1 0 0 1 2																							
Glenn Wilson, R (1, 9) OBP: 0.304, SLG: 0.358		0-0 G4-6-3 1-2f		0-0 F7			0-0 F8		0-0 F9	4 0 0 0 0 0 2																							
Ronn Reynolds, R (1, 2) OBP: 0.316, SLG: 0.706			0-3 K		0-0 F9		0-0 G3 2B			3 0 1 0 0 1 0																							
Steve Jeltz, S (1, 6) OBP: 0.366, SLG: 0.292			0-3 K		4-0 SH1-4 BB		0-0 G3 2-3			2 0 0 0 1 1 1																							
Shane Rawley, R (1, 1) OBP: 0.173, SLG: 0.200			0-0 L4		0-0 SH1-4		0-0 F8			1 0 0 0 0 0 0																							
Greg Gross, L (7, PH) OBP: 0.400, SLG: 0.318					1-2					1 0 0 0 0 0 1																							
Tom Hume, R (7, 1)										0 0 0 0 0 0 0																							
<b>Inning Stats</b>	R: 0 E: 0 K: 1 S: 5	H: 0 LOB: 0 BB: 0 P: 5	R: 0 E: 0 K: 0 S: 3	H: 1 LOB: 0 BB: 0 P: 3	R: 0 E: 0 K: 2 S: 7	H: 0 LOB: 0 BB: 0 P: 7	R: 2 E: 1 K: 1 S: 8	H: 3 LOB: 1 BB: 0 P: 8	R: 0 E: 0 K: 0 S: 3	H: 0 LOB: 1 BB: 1 P: 7	R: 0 E: 0 K: 1 S: 6	H: 1 LOB: 1 BB: 0 P: 6	R: 0 E: 0 K: 0 S: 4	H: 1 LOB: 1 BB: 0 P: 4	R: 0 E: 0 K: 0 S: 3	H: 0 LOB: 0 BB: 0 P: 3	R: 0 E: 0 K: 1 S: 5	H: 0 LOB: 0 BB: 0 P: 5	1B: 4 2B: 1 3B: 0 HR: 1	SF: 0 SAC: 1 DP: 1 HBP: 0	WP: 0 PA: 33 PB: 0 SB: 1 CS: 0												
<b>PITCHER</b> Bill Gullickson, R (1, 1) ERA: 3.77 Ron Robinson, R (8, 1) ERA: 2.06	IP 7.0	WLS W	BF 27	H 6	R 2	ER 2	SO 5	BB 1	IBB 0	HBP 0	BLK 0	WP 0	HR 1	S 36	P 40	ERA 2.57	WHIP 1.000																
											<b>PITCHER</b>	IP 2.0	WLS S	BF 6	H 0	R 0	ER 0	SO 1	BB 0	IBB 0	HBP 0	BLK 0	WP 0	HR 0	S 8	P 8	ERA 0.00	WHIP 0.000					

Philadelphia Phillies @ Cincinnati Reds  
Riverfront Stadium, Cincinnati, OH  
Sat Jul 19 1986, 3:33 AM EDT  
Att. 20,994 - Unknown

livebaseballscorecards.com

AB	31
R	2
H	6
RBI	2
BB	1
SO	6
LOB	9



Batter	1	2	3	4	5	6	7	8	9	AB	R	H	RBI	BB	SO	LOB
Wade Rowdon, R OBP: 0.365, SLG: 0.435 (1, 6)	0-0 G1-5-3 ①		0-0 1B 2B	0-0 1B		0-0 5-3		4-0 BB		4	1	2	0	1	0	1
Buddy Bell, R OBP: 0.326, SLG: 0.366 (1, 5)	0-0 F9 ②		0-0 HR 1B 2-H	0-0 1B			0-0 2B SF7-5 1B	0-0 F9 ③		5	2	3	1	0	0	2
Dave Parker, L OBP: 0.345, SLG: 0.504 (1, 9)	0-0 F6 ③		0-0 HR 1-H	0-3 K			0-3 K ①			4	1	1	2	0	2	3
Eric Davis, R OBP: 0.382, SLG: 0.534 (1, 8) (8, 7)		0-3 K ①	0-0 F7 ①		0-0 F3 ①		0-0 SF7-5 1-3 2B			4	0	1	0	0	1	0
Tony Perez, R OBP: 0.316, SLG: 0.253 Kurt Stillwell, S OBP: 0.281, SLG: 0.228 (7, PR) Ron Robinson, R OBP: 0.083, SLG: 0.083 (8, 1)		0-0 6-3 ②	0-0 F9 ②		0-0 6-3 ②		4-0 IBB			3	0	0	0	1	0	0
Bo Diaz, R OBP: 0.322, SLG: 0.343 Sal Butera, R OBP: 0.365, SLG: 0.382 (1, 2) (3, 2)		0-0 1B 2B 1B	0-0 2B		0-0 5-3 ③		0-0 SF7-5 ② ③			1	1	1	0	0	0	0
Nick Esasky, R OBP: 0.350, SLG: 0.440 (1, 7) (8, 3)		0-0 2B 1B 1-3	0-3 K ③		0-0 2B		0-0 2B	4-0 FC3-6 BB		3	0	2	0	1	1	1
Ron Oester, S OBP: 0.324, SLG: 0.357 (1, 4)		0-0 2B 1-3 3-H		0-3 K ①		0-0 F6 ①		0-0 FC3-6 S 1-2f		4	0	1	1	0	1	2
Bill Gullickson, R OBP: 0.091, SLG: 0.070 Eddie Milner, L OBP: 0.293, SLG: 0.394 (1, 1) (8, 8)		0-0 F8 ③		0-0 6-3 ②		0-0 5-3 ②		0-0 F7 ② 1-2		3	0	0	0	0	0	3
										1	0	0	0	0	0	1

Inning Stats	R: 0	H: 0	E: 0	K: 0	S: 3	LOB: 0	BB: 0	P: 3	R: 1	H: 3	E: 0	K: 1	S: 8	LOB: 2	BB: 0	P: 8	R: 3	H: 4	E: 0	K: 1	S: 9	LOB: 1	BB: 0	P: 9	R: 0	H: 2	E: 0	K: 2	S: 9	LOB: 2	BB: 0	P: 9	R: 0	H: 0	E: 0	K: 0	S: 3	LOB: 0	BB: 0	P: 3	R: 0	H: 1	E: 0	K: 0	S: 4	LOB: 1	BB: 0	P: 4	R: 1	H: 2	E: 0	K: 1	S: 6	LOB: 1	BB: 1	P: 10	R: 0	H: 0	E: 0	K: 0	S: 3	LOB: 2	BB: 2	P: 11
1B: 6	2B: 6	3B: 0	HR: 1	SF: 1	SAC: 0	DP: 1	HBP: 0	WP: 0	PA: 38																																																							

PITCHER	IP	WLS	BF	H	R	ER	SO	BB	IBB	HBP	BLK	WP	HR	S	P	ERA	WHIP
Shane Rawley, L ERA: 3.08 (1, 1)	6.0	L	28	10	4	4	4	0	0	0	0	0	1	36	36	6.00	1.667
Tom Hume, R ERA: 3.77 (7, 1)	2.0		10	2	1	1	1	2	1	0	0	0	0	9	21	4.50	2.000


**BOTTOM**

**Philadelphia Phillies @ Cincinnati Reds**  
Riverfront Stadium, Cincinnati, OH

Sat Jul 19 1986, 3:33 AM EDT  
Att. 20,994 - Unknown

livebaseballscorecards.com

AB	34
R	5
H	12
RBI	5
BB	3
SO	5
LOB	13





Batter	1	2	3	4	5	6	7	8	9	AB R H RBI BB SO LOB	TOP											
Gary Redus, R (1, 7) OBP: 0.321, SLG: 0.413	0-3 K	0-0 F5		0-0 4-3		0-0 E 3B	0-0 F9	0-0 5-3		6 1 1 0 0 1 2												
Jeff Stone, L (1, 8) OBP: 0.325, SLG: 0.340	4-0 2B 1B BB	4-0 FC6-4 1-2 BB		0-3 K2-3		0-0 6-3	0-0 L6		0-3 K	4 1 0 0 2 2 2												
Juan Samuel, R (1, 4) OBP: 0.308, SLG: 0.450	0-0 1B	0-0 FC6-4 1-3 2B			0-0 1B SF7 1B	0-0 E6 2B 1B	0-0 1B 1B		0-0 L8	5 4 4 1 0 0 2 1 0 0 0 0 0 0												
Luis Aguayo, R (7, 4) OBP: 0.239, SLG: 0.309																						
Mike Schmidt, R (1, 5) OBP: 0.370, SLG: 0.544	0-0 F3	0-3 K			0-0 6-3	4-0 2B BB	0-0 1B 1B		0-0 F9	4 2 1 0 1 1 5 1 0 0 0 0 0 0												
Rick Schu, R (7, 5) OBP: 0.345, SLG: 0.403																						
Von Hayes, L (1, 3) OBP: 0.375, SLG: 0.417	4-0 1B IBB		0-0 4-3		4-0 1B BB	0-0 1B 2B	0-0 1B 1B			3 1 2 3 2 0 0												
Ron Roenicke, S (1, 9) OBP: 0.385, SLG: 0.412	0-0 BB 1B		0-0 4-3		0-0 1B	4-0 BB 1B IBB	0-0 1B			4 0 3 3 1 0 0												
John Russell, R (1, 2) OBP: 0.324, SLG: 0.472	4-0 1-2 BB		0-0 F5		0-0 SF7	0-0 BB 1B	0-3 K			3 0 1 2 1 1 2												
Steve Jeltz, S (1, 6) OBP: 0.363, SLG: 0.287	0-3 K			0-0 5-3	0-0 4-3	4-0 1-2 2-3 BB		0-0 6-3		4 0 0 0 1 1 5												
Charles Hudson, S (1, 1) OBP: 0.032, SLG: 0.032		0-0 FC6-4 BB 1B			0-0 E5		0-0 6-3		0-3 K	5 0 1 0 0 2 3 0 0 0 0 0 0 0												
Kent Tekulve, R (9, 1)																						
<b>Inning Stats</b>	R: 2 E: 0 K: 2 S: 9	H: 2 LOB: 3 BB: 3 P: 21	R: 0 E: 0 K: 1 S: 6	H: 1 LOB: 2 BB: 1 P: 10	R: 0 E: 0 K: 0 S: 3	H: 0 LOB: 0 BB: 0 P: 3	R: 0 E: 1 K: 1 S: 6	H: 0 LOB: 1 BB: 0 P: 6	R: 1 E: 0 K: 0 S: 5	H: 2 LOB: 2 BB: 1 P: 9	R: 4 E: 1 K: 1 S: 9	H: 4 LOB: 3 BB: 3 P: 21	R: 2 E: 0 K: 1 S: 9	H: 4 LOB: 2 BB: 0 P: 9	R: 0 E: 0 K: 1 S: 5	H: 0 LOB: 0 BB: 0 P: 5	R: 0 E: 0 K: 1 S: 5	H: 0 LOB: 0 BB: 0 P: 5	1B: 10 2B: 2 3B: 1 HR: 0	SF: 1 SAC: 0 DP: 0 HBP: 0	WP: 0 PB: 0 SB: 1 CS: 0	PA: 49
<b>PITCHER</b>	IP WLS BF H R ER SO BB IBB HBP BLK WP HR S P ERA WHIP																					
John Denny, R (1, 1) ERA: 4.56	5.2 L 32 8 7 7 4 5 1 0 0 0 0 34 58 11.12 2.294																					
Ted Power, R (6, 1) ERA: 5.28	2.1 14 5 2 2 3 1 1 0 0 0 0 18 26 7.71 2.571																					
Rob Murphy, L (9, 1) ERA:	1.0 3 0 0 0 1 0 0 0 0 0 0 5 5 0.00 0.000																					

Philadelphia Phillies @ Cincinnati Reds  
Riverfront Stadium, Cincinnati, OH

AB	40
R	9
H	13
RBI	9
BB	8
SO	8
LOB	21



Sun Jul 20 1986, 3:33 AM EDT  
Att: 26,190 - Unknown

livebaseballscorecards.com











Batter	1	2	3	4	5	6	7	8	9	10	11	AB	R	H	RBI	BB	SO	LOB	TOP								
Gary Redus, R OBP: 0.318, SLG: 0.392 (1, 7)	0-0 6-3	0-0 2B 1B		0-0 F2			0-0 6-3			0-0 F8	0-3 K	6	0	1	1	0	1	3									
Jeff Stone, L OBP: 0.323, SLG: 0.345 Ron Roenicke, S OBP: 0.381, SLG: 0.403 (1, 8) (9, 8)	0-0 B5-3	0-0 1-3 2B		0-0 F6			0-3 K			0-0 4-3		4	0	1	0	0	1	0									
Juan Samuel, R OBP: 0.308, SLG: 0.443 (1, 4)	0-0 1B	0-0 F8		0-3 K			0-3 K			0-0 1B		5	1	2	0	0	1	2									
Mike Schmidt, R OBP: 0.373, SLG: 0.538 (1, 5)	0-0 1B		0-3 K	0-0 F9			0-0 F9			0-0 F8		4	1	1	1	1	1	1									
Von Hayes, L OBP: 0.379, SLG: 0.431 (1, 3)	0-0 HR		0-0 L3	0-0 1B			0-0 1B			0-0 FC4-6	0-0 4-3 1B 2B	5	2	3	2	0	0	1									
Glenn Wilson, R OBP: 0.304, SLG: 0.356 (1, 9)	0-3 K		0-0 F9	0-0 1B			0-0 1B			0-0 F3	0-3 K	5	0	1	0	0	2	2									
John Russell, R OBP: 0.316, SLG: 0.456 (1, 2)		0-0 F8		0-0 6-3			0-0 G5-4-3 1B			0-0 5-3	0-0 4-3	5	0	0	0	0	0	3									
Steve Jeltz, S OBP: 0.357, SLG: 0.279 Greg Gross, L OBP: 0.402, SLG: 0.313 Tom Hume, R (11, 1) (11, 1)		0-0 E4 1B		1-0 SH1-4 HBP			0-0 F9			0-0 4-3	4-0 1B IBB	3	1	0	0	0	0	1									
Kevin Gross, R OBP: 0.191, SLG: 0.283 Steve Bedrosian, R OBP: 0.500, SLG: 0.333 Tom Foley, L OBP: 0.405, SLG: 0.381 (11, 6) (11, 6)		0-0 6-3		0-0 SH1-4			0-3 K			0-0 6-3	0-0 1B	3	0	0	0	0	1	1									
<b>Inning Stats</b>	R: 3 E: 0 K: 1 S: 8	H: 3 LOB: 0 BB: 0 P: 8	R: 1 E: 1 K: 0 S: 6	H: 2 LOB: 2 BB: 0 P: 6	R: 0 E: 0 K: 1 S: 5	H: 0 LOB: 0 BB: 0 P: 5	R: 0 E: 0 K: 0 S: 3	H: 0 LOB: 1 BB: 0 P: 4	R: 0 E: 0 K: 1 S: 5	H: 0 LOB: 0 BB: 0 P: 5	R: 0 E: 0 K: 2 S: 7	H: 0 LOB: 0 BB: 0 P: 7	R: 0 E: 0 K: 0 S: 3	H: 0 LOB: 1 BB: 1 P: 7	R: 0 E: 0 K: 0 S: 3	H: 0 LOB: 0 BB: 0 P: 3	R: 0 E: 0 K: 0 S: 4	H: 1 LOB: 1 BB: 0 P: 4	R: 1 E: 0 K: 2 S: 9	H: 2 LOB: 2 BB: 1 P: 13	1B: 7 2B: 2 3B: 0 HR: 1	SF: 0 SAC: 1 DP: 1 HBP: 1	WP: 0 PB: 0 SB: 1 CS: 0	PA: 46			
<b>PITCHER</b>	IP	WLS	BF	H	R	ER	SO	BB	IBB	HBP	BLK	WP	HR	S	P	ERA	WHIP										
Rick Mahler, R ERA: 5.07 (1, 1)	7.1		31	7	4	3	5	1	0	1	0	0	1	39	44	3.68	1.091										
Ed Olwine, L ERA: 2.4 (8, 1)	0.1		1	0	0	0	0	0	0	0	0	0	0	1	1	0.00	0.000										
Jim Acker, R ERA: 4.37 (8, 1)	0.1		1	0	0	0	0	0	0	0	0	0	0	1	1	0.00	0.000										
Gene Garber, R ERA: 1.44 (9, 1)	1.0		3	0	0	0	0	0	0	0	0	0	0	3	3	0.00	0.000										
Craig McMurtry, R ERA: 4.46 (10, 1)	2.0	L	10	3	1	1	2	0	1	0	0	0	0	13	17	4.50	1.500										

Philadelphia Phillies @ Atlanta Braves  
Atlanta-Fulton County Stadium, Atlanta, GA  
Tue Jul 22 1986, 7:05 PM EDT  
Att. 14,249 - Unknown

livebaseballscorecards.com

AB	42
R	5
H	10
RBI	5
BB	2
SO	7
LOB	14







Batter	1	2	3	4	5	6	7	8	9	AB R H RBI BB SO LOB	TOP	
Gary Redus, R (1, 7) OBP: 0.314, SLG: 0.385	0-3 K		0-0 L7		0-0 G3 1B		0-0 F8	0-0 F2		5 0 1 0 0 1 2		
Jeff Stone, L (1, 8) OBP: 0.325, SLG: 0.347	0-0 1B E 1B		0-0 4-3		0-0 G3 1-2		0-0 1B		0-0 F8	5 1 2 0 0 0 1		
Juan Samuel, R (1, 4) OBP: 0.309, SLG: 0.452	0-0 G3 E 1-3 1B		0-0 HR		0-0 F3		0-3 K		0-0 5-3	5 1 2 1 0 1 2		
Mike Schmidt, R (1, 5) OBP: 0.373, SLG: 0.536	0-0 E3 G3 1-2 3-H		0-3 K			0-0 1-3 BB 1B	0-0 L9		0-0 1B	5 0 2 1 0 1 2		
Von Hayes, L (1, 3) OBP: 0.379, SLG: 0.438	0-0 G3 1-2 2-3			0-0 HR		4-0 1-3 BB		0-0 E3 S 1B	0-0 F8	4 2 1 1 1 0 3		
Glenn Wilson, R (1, 9) OBP: 0.301, SLG: 0.351	0-0 6-3			0-0 5-3		0-0 F8		0-0 F8		4 0 0 0 0 0 5		
John Russell, R (1, 2) OBP: 0.314, SLG: 0.451		0-0 F7		0-0 4-3		0-0 1-3 1-2 2-3		0-0 BB 1B 1-H		4 0 1 1 0 0 2		
Steve Jeltz, S (1, 6) OBP: 0.359, SLG: 0.277		0-0 E6 B1-3		0-3 K		4-0 IBB		4-0 BB 1-2		2 0 0 0 2 1 0		
Bruce Ruffin, S (1, 1) OBP: 0.125, SLG: 0.188		0-0 B1-3			0-3 K	0-3 K		0-3 K		4 0 0 0 0 3 6		
<b>Inning Stats</b>	R: 1 E: 1 K: 1 S: 8 H: 2 LOB: 2 BB: 0 P: 8	R: 0 E: 1 K: 0 S: 3 H: 0 LOB: 0 BB: 0 P: 3	R: 1 E: 0 K: 1 S: 6 H: 1 LOB: 0 BB: 0 P: 6	R: 1 E: 0 K: 1 S: 6 H: 1 LOB: 0 BB: 0 P: 6	R: 0 E: 0 K: 1 S: 6 H: 1 LOB: 1 BB: 0 P: 6	R: 0 E: 0 K: 1 S: 6 H: 1 LOB: 3 BB: 2 P: 14	R: 0 E: 0 K: 1 S: 6 H: 1 LOB: 1 BB: 0 P: 6	R: 1 E: 1 K: 1 S: 7 H: 1 LOB: 2 BB: 1 P: 11	R: 0 E: 0 K: 0 S: 4 H: 1 LOB: 1 BB: 0 P: 4	1B: 7 2B: 1 3B: 0 HR: 2 SF: 0 SAC: 0 DP: 1 HBP: 0	WP: 0 PB: 0 SB: 1 CS: 0 PA: 41	
<b>PITCHER</b> Doyle Alexander, R (1, 1) ERA: 4.08 Jim Acker, R (9, 1) ERA: 4.3	IP WLS BF H R ER SO BB IBB HBP BLK WP HR S P ERA WHIP	8.0 L 37 8 4 3 7 2 1 0 0 0 2 48 60 3.38 1.250	1.0 4 1 0 0 0 0 0 0 0 0 0 0 4 4 0.00 1.000	<b>PITCHER</b> IP WLS BF H R ER SO BB IBB HBP BLK WP HR S P ERA WHIP								

Philadelphia Phillies @ Atlanta Braves  
Atlanta-Fulton County Stadium, Atlanta, GA

Wed Jul 23 1986, 7:05 PM EDT  
Att: 11,770 - Unknown

livebaseballscorecards.com

AB	38
R	4
H	9
RBI	4
BB	3
SO	7
LOB	23



Batter	1	2	3	4	5	6	7	8	9	AB	R	H	RBI	BB	SO	LOB
Andres Thomas, R (1, 6) OBP: 0.319, SLG: 0.497	0-0 6-3		0-3 K			0-0 G5-4-3 1B		0-0 PB 1B		4	0	2	0	0	1	1
Rafael Ramirez, R (1, 5) OBP: 0.259, SLG: 0.315	0-0 1-3		0-0 F9			0-0 G5-4-3 1-2f		0-0 SF8		3	0	0	1	0	0	2
Ken Griffey, L (1, 7) OBP: 0.346, SLG: 0.479	0-0 F8			0-0 4-3			0-0 PB 6-3 2B	0-0 1-3		4	1	1	0	0	0	1
Dale Murphy, R (1, 8) OBP: 0.371, SLG: 0.461		0-0 L4		0-0 5-3			0-0 5-3		0-0 5-3	4	0	0	0	0	0	1
Ted Simmons, S (1, 3) OBP: 0.337, SLG: 0.395		0-3 K		0-0 F8			0-0 6-3 2-H		0-0 L7	4	0	0	1	0	1	0
Terry Harper, R (1, 9) OBP: 0.309, SLG: 0.351		4-0 BB			0-0 4-3		0-0 1B		0-0 1B	3	0	2	0	1	0	0
Ken Oberkfell, L (1, 4) OBP: 0.394, SLG: 0.403		0-0 4-3			0-3 K		0-0 4-3		0-0 F9	3	0	0	0	0	1	2
Ozzie Virgil, R (9, PH) OBP: 0.336, SLG: 0.378										1	0	0	0	0	0	1
Bruce Benedict, R (1, 2) OBP: 0.381, SLG: 0.397			0-0 1B		0-0 6-3			4-0 PB 1B SF8 BB		2	1	1	0	1	0	0
Doyle Alexander, R (1, 1) OBP: 0.200, SLG: 0.200			0-3 K			0-0 5-3		0-0 L6		2	0	0	0	0	1	1
Bill Sample, R (8, PH) OBP: 0.299, SLG: 0.378										1	0	0	0	0	0	1
Jim Acker, R (9, 1)										0	0	0	0	0	0	0

<b>Inning Stats</b>	R: 0 E: 0 K: 0 S: 3	H: 0 LOB: 0 BB: 0 P: 3	R: 0 E: 0 K: 1 S: 5	H: 0 LOB: 1 BB: 1 P: 9	R: 0 E: 0 K: 2 S: 8	H: 1 LOB: 1 BB: 0 P: 8	R: 0 E: 0 K: 0 S: 3	H: 0 LOB: 0 BB: 0 P: 3	R: 0 E: 0 K: 1 S: 5	H: 0 LOB: 0 BB: 0 P: 5	R: 0 E: 0 K: 0 S: 3	H: 1 LOB: 0 BB: 0 P: 3	R: 1 E: 0 K: 0 S: 5	H: 2 LOB: 1 BB: 0 P: 5	R: 1 E: 0 K: 0 S: 4	H: 1 LOB: 1 BB: 1 P: 8	R: 0 E: 0 K: 0 S: 4	H: 1 LOB: 1 BB: 0 P: 4	1B: 5 2B: 1 3B: 0 HR: 0	SF: 1 SAC: 0 DP: 1 HBP: 0	
<b>PITCHER</b> Bruce Ruffin, L (1, 1) ERA: 3.19	IP: 9.0 WLS: W BF: 34 H: 6 R: 2 ER: 1 SO: 4 BB: 2 IBB: 0 HBP: 0 BLK: 0 WP: 0 HR: 0 S: 40 P: 48 ERA: 1.00 WHIP: 0.889	IP: 9.0 WLS: W BF: 34 H: 6 R: 2 ER: 1 SO: 4 BB: 2 IBB: 0 HBP: 0 BLK: 0 WP: 0 HR: 0 S: 40 P: 48 ERA: 1.00 WHIP: 0.889	IP: 9.0 WLS: W BF: 34 H: 6 R: 2 ER: 1 SO: 4 BB: 2 IBB: 0 HBP: 0 BLK: 0 WP: 0 HR: 0 S: 40 P: 48 ERA: 1.00 WHIP: 0.889	IP: 9.0 WLS: W BF: 34 H: 6 R: 2 ER: 1 SO: 4 BB: 2 IBB: 0 HBP: 0 BLK: 0 WP: 0 HR: 0 S: 40 P: 48 ERA: 1.00 WHIP: 0.889	IP: 9.0 WLS: W BF: 34 H: 6 R: 2 ER: 1 SO: 4 BB: 2 IBB: 0 HBP: 0 BLK: 0 WP: 0 HR: 0 S: 40 P: 48 ERA: 1.00 WHIP: 0.889	IP: 9.0 WLS: W BF: 34 H: 6 R: 2 ER: 1 SO: 4 BB: 2 IBB: 0 HBP: 0 BLK: 0 WP: 0 HR: 0 S: 40 P: 48 ERA: 1.00 WHIP: 0.889	IP: 9.0 WLS: W BF: 34 H: 6 R: 2 ER: 1 SO: 4 BB: 2 IBB: 0 HBP: 0 BLK: 0 WP: 0 HR: 0 S: 40 P: 48 ERA: 1.00 WHIP: 0.889	IP: 9.0 WLS: W BF: 34 H: 6 R: 2 ER: 1 SO: 4 BB: 2 IBB: 0 HBP: 0 BLK: 0 WP: 0 HR: 0 S: 40 P: 48 ERA: 1.00 WHIP: 0.889	IP: 9.0 WLS: W BF: 34 H: 6 R: 2 ER: 1 SO: 4 BB: 2 IBB: 0 HBP: 0 BLK: 0 WP: 0 HR: 0 S: 40 P: 48 ERA: 1.00 WHIP: 0.889	IP: 9.0 WLS: W BF: 34 H: 6 R: 2 ER: 1 SO: 4 BB: 2 IBB: 0 HBP: 0 BLK: 0 WP: 0 HR: 0 S: 40 P: 48 ERA: 1.00 WHIP: 0.889	IP: 9.0 WLS: W BF: 34 H: 6 R: 2 ER: 1 SO: 4 BB: 2 IBB: 0 HBP: 0 BLK: 0 WP: 0 HR: 0 S: 40 P: 48 ERA: 1.00 WHIP: 0.889	IP: 9.0 WLS: W BF: 34 H: 6 R: 2 ER: 1 SO: 4 BB: 2 IBB: 0 HBP: 0 BLK: 0 WP: 0 HR: 0 S: 40 P: 48 ERA: 1.00 WHIP: 0.889	IP: 9.0 WLS: W BF: 34 H: 6 R: 2 ER: 1 SO: 4 BB: 2 IBB: 0 HBP: 0 BLK: 0 WP: 0 HR: 0 S: 40 P: 48 ERA: 1.00 WHIP: 0.889	IP: 9.0 WLS: W BF: 34 H: 6 R: 2 ER: 1 SO: 4 BB: 2 IBB: 0 HBP: 0 BLK: 0 WP: 0 HR: 0 S: 40 P: 48 ERA: 1.00 WHIP: 0.889	IP: 9.0 WLS: W BF: 34 H: 6 R: 2 ER: 1 SO: 4 BB: 2 IBB: 0 HBP: 0 BLK: 0 WP: 0 HR: 0 S: 40 P: 48 ERA: 1.00 WHIP: 0.889	IP: 9.0 WLS: W BF: 34 H: 6 R: 2 ER: 1 SO: 4 BB: 2 IBB: 0 HBP: 0 BLK: 0 WP: 0 HR: 0 S: 40 P: 48 ERA: 1.00 WHIP: 0.889	IP: 9.0 WLS: W BF: 34 H: 6 R: 2 ER: 1 SO: 4 BB: 2 IBB: 0 HBP: 0 BLK: 0 WP: 0 HR: 0 S: 40 P: 48 ERA: 1.00 WHIP: 0.889	IP: 9.0 WLS: W BF: 34 H: 6 R: 2 ER: 1 SO: 4 BB: 2 IBB: 0 HBP: 0 BLK: 0 WP: 0 HR: 0 S: 40 P: 48 ERA: 1.00 WHIP: 0.889	IP: 9.0 WLS: W BF: 34 H: 6 R: 2 ER: 1 SO: 4 BB: 2 IBB: 0 HBP: 0 BLK: 0 WP: 0 HR: 0 S: 40 P: 48 ERA: 1.00 WHIP: 0.889	WP: 0 PB: 2 SB: 0 CS: 0	PA: 34 ERA WHIP

**BOTTOM**

**Philadelphia Phillies @ Atlanta Braves**  
Atlanta-Fulton County Stadium, Atlanta, GA

Wed Jul 23 1986, 7:05 PM EDT  
Att. 11,770 - Unknown

livebaseballscorecards.com

<b>AB</b>	<b>31</b>
<b>R</b>	<b>2</b>
<b>H</b>	<b>6</b>
<b>RBI</b>	<b>2</b>
<b>BB</b>	<b>2</b>
<b>SO</b>	<b>4</b>
<b>LOB</b>	<b>10</b>







Batter	1	2	3	4	5	6	7	8	9	AB R H RBI BB SO LOB
Gary Redus, R (1, 7) OBP: 0.318, SLG: 0.391 Luis Aguayo, R (8, 4) OBP: 0.236, SLG: 0.305	4-0 E S BB		0-0 F6			0-0 2B	0-3 K		0-0 F8	3 1 1 0 1 1 2 1 0 0 0 0 0 0
Jeff Stone, L (1, 8) OBP: 0.324, SLG: 0.351	0-3 K 1-3		0-0 F2			0-0 2B	0-0 1-3			4 1 1 1 0 1 3
Juan Samuel, R (1, 4) OBP: 0.306, SLG: 0.446 Dan Schatzeder, L (8, 1) OBP: 0.538, SLG: 0.714 Francisco Melendez, L (9, 3)	0-3 K		0-0 F8			0-3 K	0-3 K			4 0 0 0 0 3 4 0 0 0 0 0 0 0 0 0 0 0 0 0 0
Mike Schmidt, R (1, 5) OBP: 0.375, SLG: 0.533	4-0 BB				0-3 K	4-0 1B BB		0-0 5-3		2 0 0 0 2 1 0
Von Hayes, L (1, 3) OBP: 0.380, SLG: 0.438 Kent Tekulve, R (9, 1)	0-0 4-3				0-0 F7	0-0 1B		0-0 1B		4 0 2 1 0 0 2 0 0 0 0 0 0 0
Glenn Wilson, R (1, 9) OBP: 0.301, SLG: 0.350					0-0 5-3	0-3 K		0-0 L4-3		4 0 1 0 0 1 3
John Russell, R (1, 2) OBP: 0.313, SLG: 0.463					0-3 K	0-3 K				4 1 1 1 0 3 3
Steve Jeltz, S (1, 6) OBP: 0.357, SLG: 0.273					0-3 K		4-0 1-3 1B BB		0-0 5-3	3 0 0 0 1 2 1
Shane Rawley, R (1, 1) OBP: 0.170, SLG: 0.196 Tom Hume, R (3, 1) Tom Gorman, L (5, 1) Greg Gross, L (7, PH) OBP: 0.405, SLG: 0.319					0-0 F7		0-0 1-3 1B		0-0 4-3	1 0 0 0 0 1 1 0 0 0 0 0 0 0 1 0 0 0 0 0 0 2 0 1 0 0 0 0

Inning Stats	R: 0 E: 0 K: 2 S: 7	H: 0 LOB: 2 BB: 2 P: 15	R: 0 E: 0 K: 3 S: 10	H: 1 LOB: 1 BB: 0 P: 10	R: 0 E: 0 K: 0 S: 3	H: 0 LOB: 0 BB: 0 P: 3	R: 0 E: 0 K: 1 S: 5	H: 0 LOB: 0 BB: 0 P: 5	R: 0 E: 0 K: 2 S: 7	H: 0 LOB: 0 BB: 0 P: 7	R: 2 E: 0 K: 3 S: 12	H: 3 LOB: 2 BB: 1 P: 16	R: 0 E: 0 K: 2 S: 8	H: 1 LOB: 2 BB: 1 P: 12	R: 0 E: 0 K: 0 S: 3	H: 1 LOB: 0 BB: 0 P: 3	R: 1 E: 0 K: 0 S: 4	H: 1 LOB: 0 BB: 0 P: 4	1B: 4 2B: 3 3B: 0 HR: 1	SF: 0 SAC: 0 DP: 1 HBP: 0	WP: 0 PB: 1 SB: 1 CS: 0	PA: 37
--------------	------------------------------	----------------------------------	-------------------------------	----------------------------------	------------------------------	---------------------------------	------------------------------	---------------------------------	------------------------------	---------------------------------	-------------------------------	----------------------------------	------------------------------	----------------------------------	------------------------------	---------------------------------	------------------------------	---------------------------------	----------------------------------	------------------------------------	----------------------------------	--------

PITCHER	IP	WLS	BF	H	R	ER	SO	BB	IBB	HBP	BLK	WP	HR	S	P	ERA	WHIP
Mike Scott, R (1, 1) ERA: 2.35	7.0		30	5	2	2	13	4	0	0	0	0	0	52	68	2.57	1.286
Larry Andersen, R (8, 1) ERA: 3.28	1.0		3	1	0	0	0	0	0	0	0	0	0	3	3	0.00	1.000
Tom Funk, L (9, 1) ERA: 9.0	1.0		4	1	1	1	0	0	0	0	0	0	1	4	4	9.00	1.000

BOTTOM

Houston Astros @ Philadelphia Phillies  
Veterans Stadium, Philadelphia, PA  
Thu Jul 24 1986, 7:05 PM EDT  
Att. 31,094 - Unknown

livebaseballscorecards.com

AB	33
R	3
H	7
RBI	3
BB	4
SO	13
LOB	19





Batter	1	2	3	4	5	6	7	8	9	AB R H RBI BB SO LOB	TOP
Bill Doran, S (1, 4) OBP: 0.368, SLG: 0.367	0-3 K		0-0 E6 BB S FC4-6		0-0 9-3 1B		0-0 5-3		0-0 F7	5 1 1 0 0 1 1	
Craig Reynolds, L (1, 6) OBP: 0.280, SLG: 0.361 Dickie Thon, R (8, PH) OBP: 0.301, SLG: 0.333 (8, 6)	0-0 F7		4-0 FC4-6 BB 1-2 BB		0-0 9-3 1-2f			0-0 F8 BB E 1B	0-0 F9	2 0 0 0 1 0 1 2 1 1 0 0 0 1	
Denny Walling, L (1, 5) OBP: 0.376, SLG: 0.457	0-0 2B		4-0 FC4-6 BB 1-2 2-3		0-0 F7			4-0 E BB 1-2		2 0 1 0 2 0 0	
Glenn Davis, R (1, 3) OBP: 0.336, SLG: 0.518	0-0 F9		0-0 F5			0-0 F7		0-0 F8 2-3		4 0 0 0 0 0 6	
Kevin Bass, S (1, 9) OBP: 0.362, SLG: 0.489		0-0 E 2B	0-0 FC4-6 1-2f 2-3 3-H			0-0 F8		0-0 F6		4 0 1 1 0 0 4	
Jose Cruz, L (1, 7) OBP: 0.330, SLG: 0.342	0-3 K		0-0 4-3 1-2			0-0 1B		0-0 E4 1-3 3-H		4 0 1 0 0 1 4	
Alan Ashby, S (1, 2) OBP: 0.363, SLG: 0.384		0-0 E4 2-3		0-0 F7		0-0 G3		0-0 F2		4 0 0 0 0 0 4	
Billy Hatcher, R (1, 8) OBP: 0.275, SLG: 0.322		0-0 F3		0-0 F8			0-0 G6-4-3 1B		0-0 6-3	4 0 1 0 0 0 2	
Jim Deshaies, L (1, 1) OBP: 0.160, SLG: 0.087 Larry Andersen, R (2, 1) Terry Puhl, L (7, PH) OBP: 0.256, SLG: 0.333 Davey Lopes, R (7, PH) OBP: 0.414, SLG: 0.485 Aurelio Lopez, R (7, 1) Phil Garner, R (8, PH) OBP: 0.343, SLG: 0.452	0-3 K		0-0 4-3				0-0 G6-4-3 1-2f		0-0 1B	1 0 0 0 0 0 1 2 1 0 0 0 0 0 0 0 0 0 0 0 0 0 0 0 1 0 0 0 0 0 0 1 0 0 0 0 0 0 0 0 1 0 1 0 0 0 0 0	
<b>Inning Stats</b>	R: 0 H: 1 E: 0 LOB: 1 K: 1 BB: 0 S: 6 P: 6	R: 0 H: 1 E: 1 LOB: 2 K: 2 BB: 0 S: 9 P: 9	R: 1 H: 0 E: 1 LOB: 2 K: 0 BB: 2 S: 4 P: 12	R: 0 H: 0 E: 0 LOB: 0 K: 0 BB: 0 S: 3 P: 3	R: 0 H: 1 E: 0 LOB: 0 K: 0 BB: 0 S: 3 P: 3	R: 0 H: 1 E: 0 LOB: 1 K: 0 BB: 0 S: 4 P: 4	R: 0 H: 1 E: 0 LOB: 0 K: 0 BB: 0 S: 3 P: 3	R: 1 H: 1 E: 1 LOB: 2 K: 0 BB: 1 S: 5 P: 9	R: 0 H: 1 E: 0 LOB: 1 K: 0 BB: 0 S: 4 P: 4	1B: 5 SF: 0 2B: 3 SAC: 0 3B: 0 DP: 2 HR: 0 HBP: 0	WP: 0 PA: 38 PB: 0 SB: 2 CS: 0
<b>PITCHER</b>	IP WLS BF H R ER SO BB IBB HBP BLK WP HR S P ERA WHIP										
Charles Hudson, R (1, 1) ERA: 4.68	6.0 W 26 5 1 0 3 2 0 0 0 0 0 0 30 38 0.00 1.167										
Dan Schatzeder, L (7, 1) ERA: 3.1	1.0 4 1 1 0 0 1 0 0 0 0 0 0 3 7 0.00 2.000										
Steve Bedrosian, R (8, 1) ERA: 3.04	2.0 S 8 1 0 0 0 0 0 0 0 0 0 0 8 8 0.00 0.500										

Houston Astros @ Philadelphia Phillies  
Veterans Stadium, Philadelphia, PA

livebaseballscorecards.com

AB	35
R	2
H	7
RBI	1
BB	3
SO	3
LOB	26



Fri Jul 25 1986, 7:05 PM EDT  
Att. 23,387 - Unknown

Batter	1	2	3	4	5	6	7	8	9	AB	R	H	RBI	BB	SO	LOB				
<b>Gary Redus, R</b> OBP: 0.323, SLG: 0.397 (1, 7) X	0-0 1B 2B	4-0 BB BB		0-0 F9		0-0 F9				3	1	1	0	1	0	1				
<b>Ron Roenicke, S</b> OBP: 0.378, SLG: 0.397 (1, 8) X	0-0 F9	4-0 FC6-4 BB		0-3 K			0-0 F9			3	0	0	1	1	1	2				
<b>Juan Samuel, R</b> OBP: 0.305, SLG: 0.442 (1, 4) S S	0-3 K	0-0 FC6-4			4-0 1B SF9 BB		0-0 6-3			3	1	0	0	1	1	4				
<b>Mike Schmidt, R</b> OBP: 0.379, SLG: 0.542 (1, 5) X	4-0 1B IBB		0-0 HR		0-0 F8		4-0 BB			2	1	1	1	2	0	1				
<b>Von Hayes, L</b> OBP: 0.381, SLG: 0.439 (1, 3) X	0-0 PO 1B		0-0 F5		0-0 1B		0-0 G3			4	0	2	1	0	0	1				
<b>Glenn Wilson, R</b> OBP: 0.300, SLG: 0.348 (1, 9) X	0-0 PO	4-0 BB BB BB	0-0 F4		0-0 SF9		0-0 F3			2	1	0	1	1	0	0				
<b>John Russell, R</b> OBP: 0.307, SLG: 0.453 (1, 2) X		0-3 K	0-3 K		0-0 1-3		0-0 6-3			4	0	0	0	0	2	2				
<b>Luis Aguayo, R</b> OBP: 0.247, SLG: 0.314 (1, 6) X		0-0 F6		0-0 SH3-4 1B		0-0 F3		0-0 1B		4	0	2	0	0	0	1				
<b>Steve Jeltz, S</b> OBP: 0.357, SLG: 0.273 (9, 6) X										0	0	0	0	0	0	0				
<b>Charles Hudson, S</b> OBP: 0.061, SLG: 0.031 (1, 1) X		4-0 BB BB		0-0 SH3-4		0-0 F8		0-3 K		1	0	0	0	1	0	0				
<b>Dan Schatzeder, L</b> OBP: 0.538, SLG: 0.714 (7, 1) X		1-2 BB BB								0	0	0	0	0	0	0				
<b>Steve Bedrosian, R</b> OBP: 0.400, SLG: 0.250 (8, 1) X										1	0	0	0	0	1	1				
<b>Inning Stats</b>	R: 1 E: 0 K: 1 S: 6	H: 2 LOB: 1 BB: 1 P: 10	R: 1 E: 0 K: 1 S: 5	H: 0 LOB: 3 BB: 4 P: 21	R: 1 E: 0 K: 1 S: 6	H: 1 LOB: 0 BB: 0 P: 6	R: 0 E: 0 K: 1 S: 6	H: 1 LOB: 1 BB: 0 P: 6	R: 1 E: 0 K: 0 S: 4	H: 1 LOB: 1 BB: 1 P: 8	R: 0 E: 0 K: 0 S: 3	H: 0 LOB: 0 BB: 0 P: 3	R: 0 E: 0 K: 0 S: 3	H: 0 LOB: 1 BB: 1 P: 7	R: 0 E: 0 K: 1 S: 6	H: 1 LOB: 1 BB: 0 P: 6	1B: 4 2B: 1 3B: 0 HR: 1	SF: 1 SAC: 1 DP: 0 HBP: 0	WP: 0 PB: 0 SB: 0 CS: 0	PA: 37
<b>PITCHER</b>	IP WLS BF H R ER SO	IP WLS BF H R ER SO	IP WLS BF H R ER SO	IP WLS BF H R ER SO	IP WLS BF H R ER SO	IP WLS BF H R ER SO	IP WLS BF H R ER SO	IP WLS BF H R ER SO	IP WLS BF H R ER SO	IP WLS BF H R ER SO	IP WLS BF H R ER SO	IP WLS BF H R ER SO	IP WLS BF H R ER SO	IP WLS BF H R ER SO	IP WLS BF H R ER SO	IP WLS BF H R ER SO	ERA WHIP	ERA WHIP		
<b>Jim Deshaies, L</b> ERA: 3.91 (1, 1)	1.2																			
<b>Larry Andersen, R</b> ERA: 3.35 (2, 1)	4.1																			
<b>Aurelio Lopez, R</b> ERA: 2.53 (7, 1)	2.0																			

**BOTTOM**

**Houston Astros @ Philadelphia Phillies**  
Veterans Stadium, Philadelphia, PA  
Fri Jul 25 1986, 7:05 PM EDT  
Att. 23,387 - Unknown

[livebaseballscorecards.com](http://livebaseballscorecards.com)

<b>AB</b>	<b>27</b>
<b>R</b>	<b>4</b>
<b>H</b>	<b>6</b>
<b>RBI</b>	<b>4</b>
<b>BB</b>	<b>7</b>
<b>SO</b>	<b>5</b>
<b>LOB</b>	<b>13</b>





Batter	1	2	3	4	5	6	7	8	9	AB R H RBI BB SO LOB	TOP	
Bill Doran, S (1, 4) OBP: 0.366, SLG: 0.367	0-0 G6-4-3 1B		0-0 F4		0-0 SF9		0-0 4-3			3 0 1 1 0 0 1		
Billy Hatcher, R (1, 8) OBP: 0.281, SLG: 0.323 Jose Cruz, L (8, PH) OBP: 0.329, SLG: 0.341	0-0 G6-4-3 1-2f		0-0 1B 1B		4-0 CS BB			0-0 4-3		2 0 1 0 1 0 1 1 0 0 0 0 0 0		
Davey Lopes, R (1, 7) OBP: 0.411, SLG: 0.480	0-0 4-3		0-0 1B		0-0 CS	0-0 F7		0-0 F9		4 0 1 1 0 0 0		
Glenn Davis, R (1, 3) OBP: 0.335, SLG: 0.514		0-0 6-3	0-0 F9			4-0 FC5-4 1B BB		0-0 6-3		3 0 0 0 1 0 2		
Kevin Bass, S (1, 9) OBP: 0.363, SLG: 0.492		0-0 1-3		0-0 F6		0-0 FC5-4 1B		0-0 2B		4 0 2 0 0 0 0		
Phil Garner, R (1, 5) OBP: 0.341, SLG: 0.448		0-0 1B		0-3 K		0-0 FC5-4 FC6-4		0-3 K		4 0 1 0 0 2 3		
Alan Ashby, S (1, 2) OBP: 0.354, SLG: 0.373		0-0 F8		0-0 6-3		0-0 FC6-4		0-3 K2-3		4 0 0 0 0 1 4		
Dickie Thon, R (1, 6) OBP: 0.306, SLG: 0.335 Denny Walling, L (9, PH) OBP: 0.374, SLG: 0.455			4-0 1B 1B BB		0-0 WP SH1-4 SF9 1B		0-0 F4		0-0 4-3	2 2 1 0 1 0 0 1 0 0 0 0 0 1		
Mark Knudson, R (1, 1) Terry Puhl, L (7, PH) OBP: 0.283, SLG: 0.331 Charlie Kerfeld, R (7, 1)			0-3 K		0-0 SH1-4		0-0 4-3			1 0 0 0 0 1 1 1 0 0 0 0 0 0 0 0 0 0 0 0 0		
<b>Inning Stats</b>	R: 0 H: 1 E: 0 LOB: 0 K: 0 BB: 0 S: 3 P: 3	R: 0 H: 1 E: 0 LOB: 1 K: 0 BB: 0 S: 4 P: 4	R: 1 H: 2 E: 0 LOB: 2 K: 1 BB: 1 S: 7 P: 11	R: 0 H: 0 E: 0 LOB: 0 K: 1 BB: 0 S: 5 P: 5	R: 1 H: 1 E: 0 LOB: 0 K: 0 BB: 1 S: 3 P: 7	R: 0 H: 1 E: 0 LOB: 2 K: 0 BB: 1 S: 4 P: 8	R: 0 H: 0 E: 0 LOB: 0 K: 0 BB: 0 S: 3 P: 3	R: 0 H: 0 E: 0 LOB: 0 K: 2 BB: 0 S: 8 P: 8	R: 0 H: 1 E: 0 LOB: 1 K: 2 BB: 0 S: 8 P: 8	1B: 6 SF: 1 2B: 1 SAC: 1 3B: 0 DP: 1 HR: 0 HBP: 0	WP: 1 PA: 36 PB: 0 SB: 0 CS: 1	
<b>PITCHER</b>	IP WLS BF H R ER SO BB IBB HBP BLK WP HR S P ERA WHIP											
Don Carman, L (1, 1) ERA: 3.84	6.0 W 25 6 2 2 2 3 0 0 0 1 0 26 38 3.00 1.500											
Tom Hume, R (7, 1) ERA: 3.38	2.2 9 1 0 0 2 0 0 0 0 0 0 13 13 0.00 0.375											
Dan Schatzeder, L (9, 1) ERA: 3.08	0.1 S 1 0 0 0 0 0 0 0 0 0 0 1 1 0.00 0.000											

Houston Astros @ Philadelphia Phillies  
Veterans Stadium, Philadelphia, PA  
Sat Jul 26 1986, 7:05 PM EDT  
Att: 34,075 - Unknown

livebaseballscorecards.com

AB	30
R	2
H	7
RBI	2
BB	3
SO	4
LOB	13



Batter	1	2	3	4	5	6	7	8	9	AB R H RBI BB SO LOB
Gary Redus, R (1, 7) OBP: 0.321, SLG: 0.414	0-3 K		0-0 HR		0-0 5-3		0-0 5-3			4 1 1 1 0 1 1
Jeff Stone, L (1, 8) OBP: 0.328, SLG: 0.367	0-0 6-3 3B		0-0 F7		0-0 6-3			0-0 1B		4 1 2 0 0 0 0
Juan Samuel, R (1, 4) OBP: 0.304, SLG: 0.440	0-0 6-3		0-0 S 1B		0-3 K			0-0 F7		4 0 1 1 0 1 1
Mike Schmidt, R (1, 5) OBP: 0.377, SLG: 0.538	0-0 F8		0-0 F6		0-0 F2			0-0 1B		4 0 1 0 0 0 1
Von Hayes, L (1, 3) OBP: 0.382, SLG: 0.447		0-0 HR	4-0 IBB		0-0 6-3			0-0 G6-4-3 1B		3 1 1 1 1 0 2
Glenn Wilson, R (1, 9) OBP: 0.298, SLG: 0.345		0-0 6-3	0-0 6-3		0-0 6-3					3 0 0 0 0 0 2
Ronn Reynolds, R (1, 2) OBP: 0.273, SLG: 0.600		0-0 L8		0-0 F4			0-0 L6			3 0 0 0 0 0 0
Steve Jeltz, S (1, 6) OBP: 0.360, SLG: 0.272		4-0 BB		0-3 K			4-0 SH3-4 BB			1 0 0 0 2 1 0
Don Carman, L (1, 1) Tom Hume, R (7, 1) Dan Schatzeder, L (9, 1) OBP: 0.538, SLG: 0.714	0-3 K		0-0 6-3				0-0 SH3-4			2 0 0 0 0 1 1 0 0 0 0 0 0 0 0 0 0 0 0 0 0

Inning Stats		R: 1	H: 1	R: 1	H: 1	R: 1	H: 2	R: 0	H: 0	R: 0	H: 0	R: 0	H: 0	R: 0	H: 2
E: 0		E: 0	LOB: 1	E: 0	LOB: 1	E: 0	LOB: 2	E: 0	LOB: 0	E: 0	LOB: 0	E: 0	LOB: 0	E: 0	LOB: 1
K: 1		K: 1	BB: 0	K: 1	BB: 1	K: 0	BB: 1	K: 1	BB: 0	K: 0	BB: 0	K: 0	BB: 0	K: 0	BB: 0
S: 6		S: 6	P: 6	S: 6	P: 10	S: 5	P: 9	S: 5	P: 5	S: 3	P: 5	S: 3	P: 7	S: 4	P: 4

PITCHER		IP	WLS	BF	H	R	ER	SO	BB	IBB	HBP	BLK	WP	HR	S	P	ERA	WHIP
Mark Knudson, R (1, 1) ERA: 4.17	(1, 1)	6.0	L	24	4	3	3	3	4	1	1	0	0	2	30	38	4.50	0.833
Charlie Kerfeld, R (7, 1) ERA: 2.34	(7, 1)	2.0		8	2	0	0	0	0	1	0	0	0	0	7	11	0.00	1.500

**BOTTOM**

**Houston Astros @ Philadelphia Phillies**  
Veterans Stadium, Philadelphia, PA

Sat Jul 26 1986, 7:05 PM EDT  
Att. 34,075 - Unknown

livebaseballscorecards.com

<b>AB</b>	<b>28</b>
<b>R</b>	<b>3</b>
<b>H</b>	<b>6</b>
<b>RBI</b>	<b>3</b>
<b>BB</b>	<b>3</b>
<b>SO</b>	<b>4</b>
<b>LOB</b>	<b>8</b>



1B: 3	SF: 0	WP: 0	PA: 32
2B: 0	SAC: 1	PB: 0	
3B: 1	DP: 1	SB: 1	
HR: 2	HBP: 0	CS: 0	



Batter	1	2	3	4	5	6	7	8	9	AB R H RBI BB SO LOB	TOP
Bill Doran, S OBP: 0.368, SLG: 0.367 (1, 4) X	0-0 1B		4-0 E S 2B BB		0-0 3-1			0-0 F7		3 1 1 0 1 0 0	
Billy Hatcher, R OBP: 0.280, SLG: 0.327 (1, 8) X	0-0 F9		0-0 1-H 1B 2B		0-3 K			0-0 6-3		4 1 1 1 0 1 1	
Denny Walling, L OBP: 0.368, SLG: 0.446 (1, 5) X	0-0 F2		0-0 F2		0-0 1-3			0-0 4-3		4 0 0 0 0 0 2	
Glenn Davis, R OBP: 0.332, SLG: 0.508 (1, 3) X	0-0 5-3		0-0 F3			0-0 G4-3-6			0-3 K	4 0 0 0 0 1 2	
Kevin Bass, S OBP: 0.362, SLG: 0.489 (1, 9)		0-3 K	0-0 2-H 1B			0-3 K			0-0 6-3	4 0 1 1 0 2 0	
Jose Cruz, L OBP: 0.331, SLG: 0.340 (1, 7)		0-0 F4	0-0 6-3			4-0 CS BB			0-0 BB 1B	3 0 1 0 1 0 1	
Craig Reynolds, L OBP: 0.281, SLG: 0.377 Dickie Thon, R OBP: 0.310, SLG: 0.335 (9, PH) (9, 6)		0-0 HR			0-0 F9		0-0 G3		4-0 1-2 BB	3 1 1 1 0 0 0 0 0 0 0 1 0 0	AB 32 R 3 H 5 RBI 3 BB 3 SO 7 LOB 9
John Mizerock, L OBP: 0.409, SLG: 0.205 Davey Lopes, R OBP: 0.409, SLG: 0.477 Alan Ashby, S OBP: 0.354, SLG: 0.373 (1, 2) (9, PH) (9, 2)		0-0 E6			0-0 F5		0-0 4-3		0-3 K	3 0 0 0 0 0 0 1 0 0 0 0 1 2 0 0 0 0 0 0 0	
Nolan Ryan, R OBP: 0.154, SLG: 0.132 Aurelio Lopez, R (6, 1)		0-3 K			0-0 F4		0-3 K			2 0 0 0 0 1 1 1 0 0 0 0 1 0	
<b>Inning Stats</b>	R: 0 E: 0 K: 0 S: 4 H: 1 LOB: 1 BB: 0 P: 4	R: 1 E: 1 K: 2 S: 9 H: 1 LOB: 1 BB: 0 P: 9	R: 2 E: 0 K: 0 S: 5 H: 2 LOB: 1 BB: 1 P: 9	R: 0 E: 0 K: 0 S: 3 H: 0 LOB: 0 BB: 0 P: 3	R: 0 E: 0 K: 1 S: 5 H: 0 LOB: 0 BB: 0 P: 5	R: 0 E: 0 K: 1 S: 4 H: 0 LOB: 0 BB: 1 P: 8	R: 0 E: 0 K: 1 S: 5 H: 0 LOB: 0 BB: 0 P: 5	R: 0 E: 0 K: 2 S: 8 H: 0 LOB: 2 BB: 1 P: 12	R: 0 E: 0 K: 2 S: 8 H: 1 LOB: 2 BB: 1 P: 12	1B: 3 2B: 1 3B: 0 HR: 1 SF: 0 SAC: 0 DP: 0 HBP: 0	WP: 0 PB: 0 SB: 1 CS: 1 PA: 36
<b>PITCHER</b> Kevin Gross, R ERA: 4.12 Dan Schatzeder, L ERA: 3.05 Kent Tekulve, R ERA: 2.94	IP WLS BF H R ER SO BB IBB HBP BLK WP HR S P ERA WHIP	IP WLS BF H R ER SO BB IBB HBP BLK WP HR S P ERA WHIP	IP WLS BF H R ER SO BB IBB HBP BLK WP HR S P ERA WHIP	IP WLS BF H R ER SO BB IBB HBP BLK WP HR S P ERA WHIP	IP WLS BF H R ER SO BB IBB HBP BLK WP HR S P ERA WHIP	IP WLS BF H R ER SO BB IBB HBP BLK WP HR S P ERA WHIP	IP WLS BF H R ER SO BB IBB HBP BLK WP HR S P ERA WHIP	IP WLS BF H R ER SO BB IBB HBP BLK WP HR S P ERA WHIP	IP WLS BF H R ER SO BB IBB HBP BLK WP HR S P ERA WHIP	ERA WHIP	ERA WHIP

Houston Astros @ Philadelphia Phillies  
Veterans Stadium, Philadelphia, PA  
Sun Jul 27 1986, 3:33 AM EDT  
Att: 33,192 - Unknown

livebaseballscorecards.com



Batter	1	2	3	4	5	6	7	8	9	AB R H RBI BB SO LOB
Gary Redus, R (1, 7) OBP: 0.314, SLG: 0.403	0-3 K ①		0-3 K ②			0-0 F8 ①			0-0 L9 ①	4 0 0 0 0 2 0
Jeff Stone, L (1, 8) OBP: 0.320, SLG: 0.358	0-0 4-3 ②		0-3 K ③			0-0 4-3 ②			0-0 F9 ②	4 0 0 0 0 1 0
Juan Samuel, R (1, 4) OBP: 0.304, SLG: 0.436	4-0 S E BB			0-0 L9 ①		0-0 F8 ③			0-0 5-3 ③	3 1 0 0 1 0 0
Mike Schmidt, R (1, 5) OBP: 0.377, SLG: 0.537	0-0 E6 1B			0-3 K ②			0-0 5-3 ①			3 0 1 1 0 1 0
Von Hayes, L (1, 3) OBP: 0.382, SLG: 0.444	0-0 1-3 ③			0-0 4-3 ③			4-0 CS BB			2 0 0 0 1 0 1
Glenn Wilson, R (1, 9) OBP: 0.298, SLG: 0.354		0-3 K ①			0-0 HR		0-0 F4 ②			3 1 1 1 0 1 1
John Russell, R (1, 2) OBP: 0.303, SLG: 0.448		0-3 K ②					0-0 CS ③	0-0 4-3 ①		2 0 0 0 0 2 0
Greg Gross, L (8, PH) OBP: 0.400, SLG: 0.314										1 0 0 0 0 0 0
Ronn Reynolds, R (9, 2) OBP: 0.273, SLG: 0.600							1-2			0 0 0 0 0 0 0
Steve Jeltz, S (1, 6) OBP: 0.357, SLG: 0.269		0-3 K ③			0-0 4-3 ②				0-0 6-3 ②	3 0 0 0 0 1 0
Kevin Gross, R (1, 1) OBP: 0.184, SLG: 0.271			0-3 K ①			0-3 K ③		0-3 K ③		2 0 0 0 0 2 0
Francisco Melendez, L (8, PH) OBP: 0.538, SLG: 0.714										1 0 0 0 0 1 0
Dan Schatzeder, L (9, 1) OBP: 0.538, SLG: 0.714										0 0 0 0 0 0 0
Kent Tekulve, R (9, 1)										0 0 0 0 0 0 0

Inning Stats	R: 1	H: 1	E: 1	K: 1	S: 6	LOB: 1	BB: 1	P: 10	R: 0	H: 0	E: 0	K: 3	S: 9	LOB: 0	BB: 0	P: 9	R: 0	H: 0	E: 0	K: 3	S: 9	LOB: 0	BB: 0	P: 9	R: 0	H: 0	E: 0	K: 1	S: 5	LOB: 0	BB: 0	P: 5	R: 1	H: 1	E: 0	K: 2	S: 8	LOB: 0	BB: 0	P: 8	R: 0	H: 0	E: 0	K: 0	S: 3	LOB: 0	BB: 0	P: 3	R: 0	H: 0	E: 0	K: 0	S: 2	LOB: 0	BB: 1	P: 6	R: 0	H: 0	E: 0	K: 1	S: 5	LOB: 0	BB: 0	P: 5	R: 0	H: 0	E: 0	K: 0	S: 3	LOB: 0	BB: 0	P: 3
--------------	------	------	------	------	------	--------	-------	-------	------	------	------	------	------	--------	-------	------	------	------	------	------	------	--------	-------	------	------	------	------	------	------	--------	-------	------	------	------	------	------	------	--------	-------	------	------	------	------	------	------	--------	-------	------	------	------	------	------	------	--------	-------	------	------	------	------	------	------	--------	-------	------	------	------	------	------	------	--------	-------	------

PITCHER	IP	WLS	BF	H	R	ER	SO	BB	IBB	HBP	BLK	WP	HR	S	P	ERA	WHIP
Nolan Ryan, R (1, 1) ERA: 3.89	5.0	W	18	2	2	1	10	1	0	0	0	0	1	37	41	1.80	0.600
Aurelio Lopez, R (6, 1) ERA: 2.25	4.0	S	12	0	0	0	1	1	0	0	0	0	0	13	17	0.00	0.250


**BOTTOM**

**Houston Astros @ Philadelphia Phillies**  
Veterans Stadium, Philadelphia, PA

Sun Jul 27 1986, 3:33 AM EDT  
Att. 33,192 - Unknown

livebaseballscorecards.com

AB	28
R	2
H	2
RBI	2
BB	2
SO	11
LOB	2



WP	PA	ERA	WHIP
0	31		



Batter	1	2	3	4	5	6	7	8	9	AB R H RBI BB SO LOB	TOP	
Vince Coleman, S OBP: 0.319, SLG: 0.305 (1, 7) X	0-0 F4	0-0 FC4-6			0-0 F4			0-0 5-3		4 0 0 0 0 0 1		
Ozzie Smith, S OBP: 0.380, SLG: 0.348 (1, 6) B B B	4-0 2B BB		0-0 G4-1-3			0-0 4-3		0-0 5-3		3 1 0 0 1 0 0		
Tom Herr, S OBP: 0.328, SLG: 0.303 (1, 4) X	0-0 2B		0-0 4-3			4-0 FC5-4 BB			0-0 F9	3 0 1 1 1 0 0		
Alan Knicely, R OBP: 0.379, SLG: 0.370 (1, 3) B B B	4-0 BB		0-0 6-3			0-0 F9			0-0 HR	3 1 1 1 1 0 1		
Tito Landrum, R OBP: 0.238, SLG: 0.234 (1, 9) X	0-0 F8			0-0 F3		0-0 FC5-4			0-0 2B 1B	4 1 1 0 0 0 3		
Andy Van Slyke, L OBP: 0.337, SLG: 0.398 (1, 8) X	0-0 6-3			0-3 K		0-3 K			0-0 F3	4 0 0 0 0 2 3		
Terry Pendleton, S OBP: 0.272, SLG: 0.271 (1, 5) X		0-0 4-3		0-0 6-3		0-0 6-3			0-0 2B	4 0 1 1 0 0 0		
Michael LaValliere, L OBP: 0.337, SLG: 0.304 (1, 2) X		0-0 FC4-6 1B		0-3 K		0-0 3-1			0-0 L6	4 0 1 0 0 1 1		
Danny Cox, R OBP: 0.206, SLG: 0.219 (1, 1) X		0-3 K		0-0 G3				0-0 4-3		3 0 0 0 0 1 1		
<b>Inning Stats</b>	R: 1 H: 1 E: 0 LOB: 2 K: 0 BB: 2 S: 4 P: 12	R: 0 H: 1 E: 0 LOB: 1 K: 1 BB: 0 S: 6 P: 6	R: 0 H: 0 E: 0 LOB: 0 K: 0 BB: 0 S: 3 P: 3	R: 0 H: 0 E: 0 LOB: 0 K: 1 BB: 0 S: 5 P: 5	R: 0 H: 0 E: 0 LOB: 0 K: 1 BB: 0 S: 5 P: 5	R: 0 H: 0 E: 0 LOB: 1 K: 0 BB: 1 S: 3 P: 7	R: 0 H: 0 E: 0 LOB: 0 K: 1 BB: 0 S: 5 P: 5	R: 0 H: 0 E: 0 LOB: 0 K: 0 BB: 0 S: 3 P: 3	R: 2 H: 3 E: 0 LOB: 1 K: 0 BB: 0 S: 6 P: 6	1B: 2 SF: 0 2B: 2 SAC: 0 3B: 0 DP: 0 HR: 1 HBP: 0	WP: 0 PA: 35 PB: 0 SB: 0 CS: 0	
<b>PITCHER</b> Bruce Ruffin, L (1, 1) ERA: 3.16	IP WLS BF H R ER SO BB IBB HBP BLK WP HR S P ERA WHIP	9.0 L 35 5 3 3 4 3 0 0 0 0 1 40 52 3.00 0.889										

St. Louis Cardinals @ Philadelphia Phillies  
Veterans Stadium, Philadelphia, PA  
Mon Jul 28 1986, 7:05 PM EDT  
Att: 21,553 - Unknown

livebaseballscorecards.com

AB	32
R	3
H	5
RBI	3
BB	3
SO	4
LOB	10







Batter	1	2	3	4	5	6	7	8	9	AB R H RBI BB SO LOB	TOP																
Vince Coleman, S OBP: 0.321, SLG: 0.305 (1, 7) Pat Perry, L (6, 1) Tom Lawless, R (8, PH) OBP: 0.250, SLG: 0.304 (8, 4)	0-0 4-3		4-0 S 1B BB		0-0 S G3 1B	0-0 FC5-4 1-2 2-3		0-0 SF8		3 1 1 0 1 0 2 0 0 0 0 0 0 0 0 0 0 1 0 0 0																	
Ozzie Smith, S OBP: 0.382, SLG: 0.349 José Oquendo, S OBP: 0.416, SLG: 0.391 (1, 6) (5, 6)	0-0 CS 1B		4-0 1B FC5-4 BB		0-0 G3 1-2		0-0 G3	0-0 1B 1-2 2-H		2 1 1 0 1 0 1 2 0 1 1 0 0 0																	
Tom Herr, S OBP: 0.337, SLG: 0.310 Ray Soff, R (1, 4) (8, 1)	4-0 BB 1-2 BB		0-0 FC5-4 1B 1-3 3-H		1-0 HBP 2-3		0-0 5-3 1B	0-0 1B 1-2 2-H		3 0 3 2 1 0 0 0 0 0 0 0 0 0																	
Alan Knicely, R OBP: 0.365, SLG: 0.340 (1, 3)	4-0 FC5-4 1-2 BB		0-0 FC5-4 1-2f 3-H		0-0 F8		0-0 5-3 1-2	0-3 K		4 0 0 1 1 1 6																	
Tito Landrum, R OBP: 0.236, SLG: 0.241 (1, 9) (2, 7) (6, 8)	0-0 FC5-4 1-2f		0-3 K		0-0 2B 2B		0-3 K		0-0 5-3	5 1 1 0 0 2 4																	
Andy Van Slyke, L OBP: 0.337, SLG: 0.398 Mike Heath, R OBP: 0.280, SLG: 0.315 (1, 8) (2, PH) (2, 9) (5, 2)		0-0 6-3		0-3 K		0-0 6-3		0-0 BB 1B SF8 1B	0-0 1B 1B	0 0 0 0 0 0 0 5 1 2 0 0 1 1																	
Terry Pendleton, S OBP: 0.273, SLG: 0.276 (1, 5)		0-0 F9		0-0 6-3		0-0 1B 2B 2-H		0-0 BB 1B 1B	0-3 K	5 2 2 1 0 1 1																	
Michael LaValiere, L OBP: 0.333, SLG: 0.300 Curt Ford, L OBP: 0.336, SLG: 0.413 (1, 2) (5, 9)		0-0 F7		0-0 L3		0-0 FC5-4 1B 2-H 1B		0-3 K	0-0 1B 1-3	2 0 0 0 0 0 0 3 0 2 1 0 1 2																	
Tim Conroy, L OBP: 0.267, SLG: 0.357 Ray Burris, R OBP: 0.174, SLG: 0.304 Clint Hurdle, L OBP: 0.237, SLG: 0.253 (1, 1) (4, 1) (6, PH) (6, 7)			0-0 4-3		0-3 K		0-0 FC5-4 1B 1-2	4-0 1B 1-2 2-3 BB	0-0 F9	1 0 0 0 0 0 0 1 0 0 0 0 1 0 2 1 1 0 1 0 2																	
<b>Inning Stats</b>	R: 0 E: 0 K: 0 S: 3	H: 1 LOB: 2 BB: 2 P: 11	R: 0 E: 0 K: 0 S: 3	H: 0 LOB: 0 BB: 0 P: 3	R: 2 E: 0 K: 1 S: 6	H: 1 LOB: 1 BB: 2 P: 14	R: 0 E: 0 K: 1 S: 5	H: 0 LOB: 0 BB: 0 P: 5	R: 0 E: 0 K: 1 S: 6	H: 1 LOB: 2 BB: 0 P: 7	R: 2 E: 0 K: 0 S: 6	H: 4 LOB: 1 BB: 0 P: 6	R: 0 E: 0 K: 1 S: 6	H: 1 LOB: 1 BB: 0 P: 6	R: 3 E: 0 K: 2 S: 11	H: 4 LOB: 2 BB: 1 P: 15	R: 0 E: 0 K: 1 S: 7	H: 2 LOB: 2 BB: 0 P: 7	1B: 12 2B: 3 3B: 0 HR: 0	SF: 1 SAC: 0 DP: 1 HBP: 1	WP: 0 PB: 0 SB: 3 CS: 1	PA: 45					
<b>PITCHER</b>	IP WLS BF H R ER SO BB IBB HBP BLK WP HR S P ERA WHIP																										
Shane Rawley, L ERA: 3.54 (1, 1)	3.0		14	2	2	2	1	4	0	0	0	0	0	12	28	6.00	2.000										
Tom Hume, R ERA: 3.53 (4, 1)	3.0	W	14	5	2	2	2	0	0	1	0	0	0	17	18	6.00	1.667										
Kent Tekulve, R ERA: 2.89 (7, 1)	1.0		4	1	0	0	1	0	0	0	0	0	0	6	6	0.00	1.000										
Tom Gorman, L ERA: 7.45 (8, 1)	1.0		8	4	3	3	2	1	0	0	0	0	0	11	15	27.00	5.000										
Steve Bedrosian, R ERA: 2.98 (9, 1)	1.0		5	2	0	0	1	0	0	0	0	0	0	7	7	0.00	2.000										

St. Louis Cardinals @ Philadelphia Phillies  
Veterans Stadium, Philadelphia, PA  
Tue Jul 29 1986, 7:05 PM EDT  
Att. 21,970 - Unknown

livebaseballscorecards.com

AB	38
R	7
H	14
RBI	7
BB	5
SO	7
LOB	19



Batter	1	2	3	4	5	6	7	8	9
<b>Gary Redus, R</b> (1, 7) OBP: 0.320, SLG: 0.414 <b>Greg Gross, L</b> (5, PH) OBP: 0.398, SLG: 0.315 (6, 7)	0-0 2B	0-0 1B 1-2 2-H		0-0 F4	0-3 K		0-0 1B		
<b>Juan Samuel, R</b> (1, 4) OBP: 0.305, SLG: 0.448 <b>Tom Gorman, L</b> (8, 1)	0-0 F7	0-0 HR		0-0 BB HR 2B	0-0 F4		0-0 5-3		
<b>Steve Bedrosian, R</b> (9, 1) OBP: 0.400, SLG: 0.250	0-0 HR	0-3 K		4-0 BB HR BB 2B		0-0 2B 1B		0-0 L9	
<b>Ron Roenicke, S</b> (1, 8) OBP: 0.374, SLG: 0.388	0-3 K	0-3 K		4-0 HR HBP 1-2 2-3 HR BB 2B		0-0 1B 1-3 G5-4-3 2B		0-3 K	
<b>Mike Schmidt, R</b> (1, 5) OBP: 0.381, SLG: 0.535 <b>Rick Schu, R</b> (6, 5) OBP: 0.344, SLG: 0.407	4-0 IBB		1-0 HR HBP	4-0 1B 1-2 2-3 HR BB 2B		0-0 1B 1-3 G5-4-3 2B		0-3 K	
<b>Von Hayes, L</b> (1, 3) OBP: 0.382, SLG: 0.449	0-0 F8		0-0 F8	0-0 HR 1-H 2-H 3-H HR 1B		0-0 1B 2-3 3-H G5-4-3 1B		4-0 FC5-4 BB	
<b>Glenn Wilson, R</b> (1, 9) OBP: 0.294, SLG: 0.357		0-0 F8	0-0 HR 1-H	0-0 F7		0-0 G5-4-3 1-2f 3-H		0-0 FC5-4 1-2f	
<b>Ronn Reynolds, R</b> (1, 2) OBP: 0.276, SLG: 0.519		0-0 1B 1B	0-0 F7		0-0 1B 1B	0-3 K			
<b>Steve Jeltz, S</b> (1, 6) OBP: 0.355, SLG: 0.270		0-3 K	0-0 F7		0-0 1B 1-2		0-0 F8		
<b>Shane Rawley, R</b> (1, 1) OBP: 0.185, SLG: 0.212 <b>Tom Hume, R</b> (4, 1)		0-0 1B 1-2 HR 1B		0-3 K	0-3 K		0-0 F9		
<b>Kent Tekulve, R</b> (7, 1)		0-0 1B 1-2 HR 1B		0-3 K	0-3 K				
<b>Jeff Stone, L</b> (7, PH) OBP: 0.311, SLG: 0.347 <b>Luis Aguayo, R</b> (8, 4) OBP: 0.247, SLG: 0.314		0-0 1B 1-2 HR 1B		0-3 K	0-3 K				


AB	R	H	RBI	BB	SO	LOB
3	1	2	1	0	0	0
2	0	1	0	0	1	2
5	2	2	3	0	0	4
0	0	0	0	0	0	0
0	0	0	0	0	0	0
4	2	1	0	1	2	1
0	2	0	0	2	0	0
2	1	1	0	0	1	0
4	1	2	5	1	0	3
5	1	1	2	0	0	2
4	1	2	0	0	1	0
4	0	1	0	0	1	1
1	1	1	0	0	0	0
2	0	0	0	0	2	2
0	0	0	0	0	0	0
1	0	0	0	0	0	0
0	0	0	0	0	0	0

**BOTTOM**

**St. Louis Cardinals @ Philadelphia Phillies**  
**Veterans Stadium, Philadelphia, PA**

Tue Jul 29 1986, 7:05 PM EDT  
 Att. 21,970 - Unknown

<b>AB</b>	<b>37</b>
<b>R</b>	<b>12</b>
<b>H</b>	<b>14</b>
<b>RBI</b>	<b>11</b>
<b>BB</b>	<b>4</b>
<b>SO</b>	<b>8</b>
<b>LOB</b>	<b>15</b>



Inning Stats	R: 0	H: 1	E: 0	K: 1	S: 6	LOB: 2	BB: 1	P: 10
	R: 4	H: 4	E: 0	K: 2	S: 11	LOB: 0	BB: 0	P: 11
	R: 2	H: 1	E: 0	K: 0	S: 4	LOB: 0	BB: 0	P: 5
	R: 4	H: 2	E: 0	K: 1	S: 7	LOB: 0	BB: 2	P: 15
	R: 0	H: 2	E: 0	K: 2	S: 9	LOB: 2	BB: 0	P: 9
	R: 2	H: 3	E: 0	K: 1	S: 7	LOB: 0	BB: 0	P: 7
	R: 0	H: 1	E: 0	K: 0	S: 4	LOB: 1	BB: 0	P: 4
	R: 0	H: 0	E: 0	K: 1	S: 5	LOB: 1	BB: 1	P: 9

1B	2B	3B	HR	SF	SAC	DP	HBP
8	3	0	3	0	0	1	1

WP	PA
0	42

PITCHER	IP	WLS	BF	H	R	ER	SO	BB	IBB	HBP	BLK	WP	HR	S	P	ERA	WHIP
<b>Tim Conroy, L</b> (1, 1) ERA: 5.26	3.0	L	17	6	6	6	3	0	0	0	0	0	2	21	26	18.00	2.000
<b>Ray Burris, R</b> (4, 1) ERA: 5.81	2.0		12	4	4	4	3	2	0	0	0	0	1	16	24	18.00	3.000
<b>Pat Perry, L</b> (6, 1) ERA: 4.75	2.0		9	4	2	2	1	0	0	0	0	0	0	11	11	9.00	2.000
<b>Ray Soff, R</b> (8, 1) ERA:	1.0		4	0	0	0	1	1	0	0	0	0	0	5	9	0.00	1.000



Batter	1	2	3	4	5	6	7	8	9	AB R H RBI BB SO LOB	TOP														
Vince Coleman, S OBP: 0.320, SLG: 0.306 (1, 8) X	0-0 F9 2B	0-0 F9			0-0 F6	0-0 1-3		0-0 F8		5 0 1 0 0 0 4															
Ozzie Smith, S OBP: 0.382, SLG: 0.350 (1, 6) X	0-0 F9 2-3		0-0 F3		0-0 1B 1B		0-0 4-3	0-0 1B 1-2 2-H		5 1 2 1 0 0 1															
Tom Herr, S OBP: 0.335, SLG: 0.308 (1, 4) X	0-0 4-3		0-0 F7		0-0 1B 1-2 1B		0-0 4-3	0-0 F8		5 1 1 0 0 0 2															
Curt Ford, L OBP: 0.347, SLG: 0.416 (1, 9)		4-0 E 1B BB	0-0 F8		0-0 1B 1-3 2-H		0-0 1B S 1B		0-0 4-3	4 2 2 1 1 0 0															
Terry Pendleton, S OBP: 0.275, SLG: 0.278 (1, 5)		0-0 E3 1B 1B SH1-3		0-0 6-3	0-0 1B 1-2		0-0 1B 1-H		0-0 1-3	5 1 2 2 0 0 1															
Michael LaValliere, L OBP: 0.331, SLG: 0.299 (1, 2)		0-0 SH1-3 1B 1-2 3-H 1B		0-0 F7	0-0 F8 3-H		0-0 F8		0-0 3B	4 0 1 1 0 0 3															
Clint Hurdle, L OBP: 0.235, SLG: 0.242 (1, 3)		0-0 F9		4-0 1B BB	0-3 K			0-3 K	0-0 F3	4 0 0 0 1 2 5															
Tito Landrum, R OBP: 0.250, SLG: 0.255 (1, 7)		0-0 SH1-3 1B 1-2 2-3 1B		0-0 1B		0-0 4-3		0-0 1B 1B		4 1 3 0 0 0 0															
Bob Forsch, R OBP: 0.128, SLG: 0.234 Ray Soff, R (7, 1)		0-0 SH1-3		0-0 F7		0-0 5-3		0-0 1B 1B		2 0 0 1 0 0 2															
Ricky Horton, L OBP: 0.222, SLG: 0.125 Todd Worrell, R OBP: 0.167, SLG: 0.500 Mike Heath, R OBP: 0.284, SLG: 0.319 (7, 2)		1-2 2-3 3-H								0 0 0 0 0 0 0															
<b>Inning Stats</b>	R: 0 E: 0 K: 0 S: 3	H: 1 LOB: 0 BB: 0 P: 3	R: 2 E: 1 K: 0 S: 6	H: 2 LOB: 2 BB: 1 P: 10	R: 0 E: 0 K: 0 S: 3	H: 0 LOB: 0 BB: 0 P: 3	R: 0 E: 0 K: 0 S: 4	H: 1 LOB: 2 BB: 1 P: 8	R: 2 E: 0 K: 1 S: 9	H: 4 LOB: 2 BB: 0 P: 9	R: 0 E: 0 K: 0 S: 3	H: 0 LOB: 0 BB: 0 P: 3	R: 1 E: 0 K: 0 S: 5	H: 2 LOB: 1 BB: 0 P: 5	R: 1 E: 0 K: 1 S: 8	H: 3 LOB: 2 BB: 0 P: 8	R: 0 E: 0 K: 0 S: 4	H: 1 LOB: 1 BB: 0 P: 4	1B: 12 2B: 1 3B: 1 HR: 0	SF: 0 SAC: 1 DP: 0 HBP: 0	WP: 0 PB: 0 SB: 1 CS: 0	PA: 43			
<b>PITCHER</b>	IP WLS BF H R ER SO BB IBB HBP BLK WP HR S P ERA WHIP	Charles Hudson, R ERA: 4.74 (1, 1)	4.1 L 23 8 4 3 0 2 0 0 0 0 0 0 21 29 6.23 2.308	Tom Hume, R ERA: 3.52 (5, 1)	2.2 10 2 1 1 1 0 0 0 0 0 0 0 12 12 3.38 0.750	Kent Tekulve, R ERA: 2.94 (8, 1)	2.0 10 4 1 1 1 0 0 0 0 0 0 0 12 12 4.50 2.000	<b>PITCHER</b>	IP WLS BF H R ER SO BB IBB HBP BLK WP HR S P ERA WHIP																

St. Louis Cardinals @ Philadelphia Phillies  
Veterans Stadium, Philadelphia, PA

Wed Jul 30 1986, 7:05 PM EDT  
Att. 24,324 - Unknown

livebaseballscorecards.com

AB 40  
R 6  
H 14  
RBI 6  
BB 2  
SO 2  
LOB 18



Batter	1	2	3	4	5	6	7	8	9	AB R H RBI BB SO LOB
<b>Gary Redus, R</b> (1, 7) OBP: 0.333, SLG: 0.439	0-0 9-3 1B		0-0 4-3 1B	0-0 F3			0-0 S 2B		0-0 5-3-5 2B	5 1 4 0 0 0 1
<b>Juan Samuel, R</b> (1, 4) OBP: 0.303, SLG: 0.443	0-0 9-3 1-2f		0-0 4-3 1-2		0-3 K		4-0 S BB		0-0 5-3-5 2-3f	4 0 0 0 1 1 3
<b>Ron Roenicke, S</b> (1, 8) OBP: 0.380, SLG: 0.389	4-0 BB		0-0 F9 2-H 1B		0-3 K		4-0 1-2 2-3 BB			2 0 1 1 2 1 0
<b>Mike Schmidt, R</b> (1, 5) OBP: 0.377, SLG: 0.529	0-0 F4		0-0 F9 1-3		0-0 F5		0-0 F5			4 0 0 0 0 0 5
<b>Von Hayes, L</b> (1, 3) OBP: 0.381, SLG: 0.447		0-0 F9	0-0 F8			0-0 1B G5-3 1B		0-0 F7		4 1 1 0 0 0 4
<b>Glenn Wilson, R</b> (1, 9) OBP: 0.299, SLG: 0.370		0-0 1B 1B		0-0 HR		0-0 1-3 G5-3 1B		0-0 F9		4 1 3 1 0 0 0
<b>Ronn Reynolds, R</b> (1, 2) OBP: 0.303, SLG: 0.516		0-0 1-2 1B		0-0 SH5-3 1B		0-0 G5-3 1-2f 3-H 1-3		0-3 K		4 0 2 0 0 1 1
<b>Steve Jeltz, S</b> (1, 6) OBP: 0.351, SLG: 0.266		0-0 F6		0-0 F8		0-0 1-3		0-0 4-3		4 0 0 0 0 0 3
<b>Charles Hudson, S</b> (1, 1) OBP: 0.059, SLG: 0.030 <b>Tom Hume, R</b> (5, 1) <b>Jeff Stone, L</b> (7, PH) OBP: 0.310, SLG: 0.345 <b>Kent Tekulve, R</b> (8, 1) <b>Greg Gross, L</b> (9, PH) OBP: 0.393, SLG: 0.311		0-0 3-1		0-0 SH5-3 1-2			0-0 4-3		0-0 F6	1 0 0 0 0 0 2 0 0 0 0 0 0 0 1 0 0 0 0 0 0 0 0 0 0 0 0 0 1 0 0 0 0 0 0

Inning Stats	R: 0 E: 0 K: 0 S: 3	H: 1 LOB: 1 BB: 1 P: 7	R: 0 E: 0 K: 0 S: 5	H: 2 LOB: 2 BB: 0 P: 5	R: 1 E: 0 K: 0 S: 5	H: 2 LOB: 1 BB: 0 P: 5	R: 1 E: 0 K: 0 S: 5	H: 2 LOB: 1 BB: 0 P: 5	R: 0 E: 0 K: 2 S: 7	H: 0 LOB: 0 BB: 0 P: 7	R: 1 E: 0 K: 0 S: 4	H: 2 LOB: 0 BB: 0 P: 4	R: 0 E: 0 K: 0 S: 4	H: 1 LOB: 3 BB: 2 P: 12	R: 0 E: 0 K: 1 S: 5	H: 0 LOB: 0 BB: 0 P: 5	R: 0 E: 0 K: 0 S: 3	H: 1 LOB: 0 BB: 0 P: 3	1B: 8 2B: 4 3B: 0 HR: 1	SF: 0 SAC: 1 DP: 3 HBP: 0	WP: 0 PB: 0 SB: 2 CS: 0	PA: 38
--------------	------------------------------	---------------------------------	------------------------------	---------------------------------	------------------------------	---------------------------------	------------------------------	---------------------------------	------------------------------	---------------------------------	------------------------------	---------------------------------	------------------------------	----------------------------------	------------------------------	---------------------------------	------------------------------	---------------------------------	----------------------------------	------------------------------------	----------------------------------	--------

PITCHER	IP	WLS	BF	H	R	ER	SO	BB	IBB	HBP	BLK	WP	HR	S	P	ERA	WHIP
<b>Bob Forsch, R</b> (1, 1) ERA: 2.53	6.0		26	9	3	3	2	1	0	0	0	0	1	29	33	4.50	1.667
<b>Ray Soff, R</b> (7, 1) ERA:	0.1		3	1	0	0	0	1	0	0	0	0	0	2	6	0.00	6.000
<b>Ricky Horton, L</b> (7, 1) ERA: 2.63	0.0		1	0	0	0	0	1	0	0	0	0	0	4	∞	∞	
<b>Todd Worrell, R</b> (7, 1) ERA: 1.52	2.2	S	8	1	0	0	1	0	0	0	0	0	0	10	10	0.00	0.375


**BOTTOM**

**St. Louis Cardinals @ Philadelphia Phillies**  
**Veterans Stadium, Philadelphia, PA**

Wed Jul 30 1986, 7:05 PM EDT  
 Att. 24,324 - Unknown

<b>AB</b>	<b>34</b>
<b>R</b>	<b>3</b>
<b>H</b>	<b>11</b>
<b>RBI</b>	<b>2</b>
<b>BB</b>	<b>3</b>
<b>SO</b>	<b>3</b>
<b>LOB</b>	<b>19</b>

livebaseballscorecards.com





Batter	1	2	3	4	5	6	7	8	9	10	11	AB R H RBI BB SO LOB	TOP								
Bob Dernier, R OBP: 0.251, SLG: 0.251 (1, 8)	L4		F7		1-3			5-3		F2		5 0 0 0 0 0 0	<b>Chicago Cubs @ Philadelphia Phillies</b> Veterans Stadium, Philadelphia, PA Fri Aug 01 1986, 7:05 PM EDT Att. 25,892 - Unknown								
23 Ryne Sandberg, R OBP: 0.322, SLG: 0.421 (1, 4)	SF8 BB		K		1B			F9		F7		4 1 1 0 1 1 0									
Gary Matthews, R OBP: 0.376, SLG: 0.470 Dave Martinez, L OBP: 0.171, SLG: 0.182 (1, 7) (8, PR) (8, 7)	S BB		1B		F9			1B				3 0 2 0 1 0 1 1 0 0 0 0 0 0									
Keith Moreland, R OBP: 0.347, SLG: 0.392 (1, 9)	SF8		F9		F9			F9		F8		4 0 0 1 0 0 2									
Jody Davis, R OBP: 0.285, SLG: 0.420 (1, 2)	K				F8			5-3				5 1 1 1 0 2 1									
Ron Cey, R OBP: 0.376, SLG: 0.511 (1, 5)					5-3			5-3		HR		4 0 0 0 0 1 0									
Manny Trillo, R OBP: 0.342, SLG: 0.348 Leon Durham, L OBP: 0.335, SLG: 0.403 (1, 3) (9, PH) (9, 3)					K			F9		K		3 0 0 0 0 1 0 1 0 0 0 0 1 0									
Shawon Dunston, R OBP: 0.303, SLG: 0.447 (1, 6)					HR			6-3		K		3 1 1 1 1 1 0									
Ed Lynch, R Dave Gumpert, R Thad Bosley, L Frank DiPino, L (1, 1) (8, 1) (10, PH) (10, 1)					K			K		F6		3 0 0 0 0 3 1 0 0 0 0 0 0 0 1 0 0 0 0 0 0 0 0 0 0 0 0 0									
<b>Inning Stats</b>	R: 1 H: 0 E: 0 K: 1 S: 5	H: 0 LOB: 1 BB: 2 P: 13	R: 0 H: 0 E: 0 K: 1 S: 5	H: 0 LOB: 1 BB: 1 P: 9	R: 0 H: 1 E: 0 K: 1 S: 6	H: 1 LOB: 1 BB: 0 P: 6	R: 0 H: 0 E: 0 K: 1 S: 5	H: 0 LOB: 0 BB: 0 P: 5	R: 1 H: 2 E: 0 K: 1 S: 7	H: 2 LOB: 1 BB: 0 P: 7	R: 0 H: 0 E: 0 K: 1 S: 5	H: 0 LOB: 0 BB: 0 P: 5		R: 0 H: 1 E: 0 K: 3 S: 4	H: 1 LOB: 1 BB: 0 P: 4	R: 1 H: 1 E: 0 K: 3 S: 10	H: 1 LOB: 0 BB: 0 P: 10	R: 0 H: 0 E: 0 K: 1 S: 5	H: 0 LOB: 0 BB: 0 P: 5	1B: 3 SF: 1 2B: 0 SAC: 0 3B: 0 DP: 0 HR: 2 HBP: 0	WP: 0 PA: 41 PB: 0 SB: 2 CS: 0
<b>PITCHER</b>	IP WLS BF H R ER SO BB IBB HBP BLK WP HR S P ERA WHIP																				
Don Carman, L ERA: 3.51 (1, 1)	8.0		31	4	2	1	6	3	0	0	0	0	0	1	40	52	1.12	0.875			
Steve Bedrosian, R ERA: 3.04 (9, 1)	2.0		7	1	1	1	3	0	0	0	0	0	0	1	13	13	4.50	0.500			
Kent Tekulve, R ERA: 2.9 (11, 1)	1.0	W	3	0	0	0	1	0	0	0	0	0	0	0	5	5	0.00	0.000			

livebaseballscores.com

AB	37
R	3
H	5
RBI	3
BB	3
SO	10
LOB	5



Batter	1	2	3	4	5	6	7	8	9	10	11	AB R H RBI BB SO LOB	BOTTOM		
<b>Gary Redus, R</b> (1, 7) OBP: 0.330, SLG: 0.429	0-3 K ①			4-0 BB BB BB G6-3 BB		0-0 F3 ②		0-0 G6-4-3 ② ③			0-3 K ①	4 0 0 0 1 2 2	<b>Chicago Cubs @ Philadelphia Phillies</b> Veterans Stadium, Philadelphia, PA Fri Aug 01 1986, 7:05 PM EDT Att. 25,892 - Unknown		
<b>Jeff Stone, L</b> (1, 8) OBP: 0.307, SLG: 0.358	0-0 G3 ②			0-0 G6-3 ① ②		0-0 4-3 ③			0-0 6-3 ①		0-0 HR	5 1 1 1 0 0 1			
<b>Juan Samuel, R</b> (1, 4) OBP: 0.300, SLG: 0.438	0-0 4-3 ③			0-0 6-3 ③			0-0 6-3 ①		0-0 F8 ②			4 0 0 0 0 0 0			
<b>Mike Schmidt, R</b> (1, 5) OBP: 0.379, SLG: 0.540		0-0 4-3 ①			0-0 HR		0-0 F8 ②		0-0 2B			4 1 2 1 0 0 0			
<b>Von Hayes, L</b> (1, 3) OBP: 0.379, SLG: 0.444		0-0 F4 ②			0-0 4-3 ①		0-0 4-3 ③		4-0 IBB			3 0 0 0 1 0 0			
<b>Glenn Wilson, R</b> (1, 9) OBP: 0.298, SLG: 0.377		0-0 F6 ③			0-0 HR			0-0 E6 ②	0-0 L6 ③			4 2 1 1 0 0 2			
<b>John Russell, R</b> (1, 2) OBP: 0.302, SLG: 0.449			0-3 K ①		0-3 K ②			0-0 2B		0-3 K ①		4 0 1 1 0 3 0			
<b>Steve Jeltz, S</b> (1, 6) OBP: 0.347, SLG: 0.262			0-0 4-3 ②		0-0 4-3 ③			0-0 B5 ①		0-3 K ②		4 0 0 0 0 1 1			
<b>Don Carman, L</b> (1, 1) <b>Greg Gross, L</b> (8, PH) <b>Steve Bedrosian, R</b> (9, 1) <b>Rick Schu, R</b> (10, PH) <b>Kent Tekulve, R</b> (11, 1)			0-3 K ③		0-0 4-3 ①			4-0 IBB		0-3 K ③		2 0 0 0 0 1 0 0 0 0 0 1 0 0 0 0 0 0 0 0 0 1 0 0 0 0 1 0 0 0 0 0 0 0 0			
<b>Inning Stats</b>	R: 0 H: 0 E: 0 K: 1 S: 5	R: 0 H: 0 E: 0 K: 0 S: 3	R: 0 H: 0 E: 0 K: 2 S: 7	R: 0 H: 0 E: 0 K: 0 S: 2	R: 2 H: 2 E: 0 K: 1 S: 7	R: 0 H: 0 E: 0 K: 0 S: 3	R: 0 H: 0 E: 0 K: 0 S: 3	R: 1 H: 1 E: 1 K: 0 S: 4	R: 0 H: 1 E: 0 K: 0 S: 4	R: 0 H: 0 E: 0 K: 3 S: 9	R: 1 H: 1 E: 0 K: 1 S: 4	1B: 0 2B: 2 3B: 0 HR: 3		SF: 0 SAC: 0 DP: 2 HBP: 0	WP: 0 PA: 38 PB: 0 SB: 0 CS: 0
<b>PITCHER</b>	IP WLS BF H R ER SO BB IBB HBP BLK WP HR S P ERA WHIP														
<b>Ed Lynch, R</b> (1, 1) ERA: 3.07	7.1 27 3 3 2 4 1 1 0 0 0 2 33 41 2.46 0.545														
<b>Dave Gumpert, R</b> (8, 1) ERA: 2.36	1.2 6 1 0 0 0 0 1 0 0 0 0 5 9 0.00 0.600														
<b>Frank DiPino, L</b> (10, 1) ERA: 4.2	1.1 L 5 1 1 1 4 0 0 0 0 0 1 13 13 6.75 0.750														

livebaseballscorecards.com

AB	35
R	4
H	5
RBI	4
BB	3
SO	8
LOB	6





Batter	1	2	3	4	5	6	7	8	9	AB R H RBI BB SO LOB	TOP	
Jerry Mumphrey, S (1, 8) OBP: 0.374, SLG: 0.381 George Frazier, R (5, 1) Dave Martinez, L (7, 8) OBP: 0.169, SLG: 0.179	0-0 3-1		0-0 4-3		0-0 1-2 3-H 1B			0-0 F7		3 0 1 1 0 0 0 0 0 0 0 0 0 0 1 0 0 0 0 0 0		
23 Ryne Sandberg, R (1, 4) OBP: 0.320, SLG: 0.418 Manny Trillo, R (7, 4) OBP: 0.338, SLG: 0.343	0-0 F9			0-0 F4	0-0 F6			0-0 F9		3 0 0 0 0 0 2 1 0 0 0 0 0 0		
Gary Matthews, R (1, 7) OBP: 0.376, SLG: 0.481 Thad Bosley, L (7, 7) OBP: 0.380, SLG: 0.346	0-0 F8			0-0 HR		0-0 F3		0-3 K		3 1 1 1 0 0 0 1 0 0 0 0 1 0		
Keith Moreland, R (1, 9) OBP: 0.344, SLG: 0.388		0-0 F8		0-0 6-3		0-0 F7			0-0 G3	4 0 0 0 0 0 0		
Leon Durham, L (1, 3) OBP: 0.331, SLG: 0.398		0-0 3-1		0-3 K		0-3 K			0-0 F9	4 0 0 0 0 2 0		
Jody Davis, R (1, 2) OBP: 0.285, SLG: 0.418		0-3 K			0-0 F8		0-3 K		0-0 BB 1B	4 0 1 0 0 2 0		
Ron Cey, R (1, 5) OBP: 0.379, SLG: 0.508		0-0 F8			0-3 K		0-0 FC4-6 1B		4-0 1-2 BB	3 0 1 0 1 1 1		
Shawon Dunston, R (1, 6) OBP: 0.301, SLG: 0.444 Chris Speier, R (6, 6) OBP: 0.333, SLG: 0.418			0-3 K		0-0 E5 1B 1B		0-0 F2		0-0 F9	2 1 0 0 0 1 0 2 0 0 0 0 0 3		
Scott Sanderson, R (1, 1) OBP: 0.081, SLG: 0.083 Ray Fontenot, L (3, 1) OBP: 0.200, SLG: 0.200 Terry Francona, L (5, PH) OBP: 0.244, SLG: 0.231 Steve Trout, L (7, 1) OBP: 0.222, SLG: 0.229			0-3 K		0-0 1B		0-0 FC4-6			1 0 0 0 0 1 0 0 0 0 0 0 0 0 2 0 1 0 0 0 1 0 0 0 0 0 0 0		
<b>Inning Stats</b>	R: 0 H: 0 E: 0 LOB: 0 K: 0 BB: 0 S: 3 P: 3	R: 0 H: 0 E: 0 LOB: 1 K: 1 BB: 0 S: 6 P: 6	R: 0 H: 0 E: 0 LOB: 0 K: 2 BB: 0 S: 7 P: 7	R: 1 H: 1 E: 0 LOB: 0 K: 1 BB: 0 S: 6 P: 6	R: 1 H: 2 E: 1 LOB: 2 K: 1 BB: 0 S: 8 P: 8	R: 0 H: 0 E: 0 LOB: 0 K: 1 BB: 0 S: 5 P: 5	R: 0 H: 1 E: 0 LOB: 1 K: 1 BB: 0 S: 6 P: 6	R: 0 H: 0 E: 0 LOB: 0 K: 1 BB: 0 S: 5 P: 5	R: 0 H: 1 E: 0 LOB: 2 K: 0 BB: 1 S: 4 P: 8	1B: 4 SF: 0 2B: 0 SAC: 0 3B: 0 DP: 0 HR: 1 HBP: 0	WP: 0 PA: 35 PB: 1 SB: 0 CS: 0	
<b>PITCHER</b> Kevin Gross, R (1, 1) ERA: 3.94	IP WLS BF H R ER SO BB IBB HBP BLK WP HR S P ERA WHIP											<b>PITCHER</b> IP WLS BF H R ER SO BB IBB HBP BLK WP HR S P ERA WHIP

Chicago Cubs @ Philadelphia Phillies  
Veterans Stadium, Philadelphia, PA  
Sat Aug 02 1986, 3:33 AM EDT  
Att: 22,062 - Unknown

livebaseballscorecards.com

AB	34
R	2
H	5
RBI	2
BB	1
SO	8
LOB	7



Batter	1	2	3	4	5	6	7	8	9	AB	R	H	RBI	BB	SO	LOB
Gary Redus, R OBP: 0.342, SLG: 0.467 (1, 7)	0-0 BLK 1B 2B		0-0 2-H 1B 3B	0-0 3B 3B	0-0 BB		0-0 F8			4	3	3	1	1	0	0
Jeff Stone, L OBP: 0.309, SLG: 0.360 (1, 8)	0-0 2-H 2B 1B		0-0 6-3	0-3 K	0-0 F5		0-0 FC6-4 1B			5	1	2	1	0	1	3
Juan Samuel, R OBP: 0.306, SLG: 0.454 (1, 4) Luis Aguayo, R OBP: 0.247, SLG: 0.314 (8, 4)	0-0 1-H CS 2B		0-0 3-H 1B 3B	0-0 3-H 3B		0-0 2B 2B	0-3 K			5	1	4	3	0	1	1
Mike Schmidt, R OBP: 0.381, SLG: 0.538 (1, 5) Rick Schu, R OBP: 0.344, SLG: 0.412 (6, 5)	0-3 K		4-0 1-2 2B BB	4-0 BB		0-0 2B 2B	0-0 FC6-4			1	1	0	0	2	1	1
Von Hayes, L OBP: 0.378, SLG: 0.440 (1, 3) Francisco Melendez, L OBP: 0.500, SLG: 0.500 (7, 3)	0-3 K		4-0 1-2 2B BB	0-3 K		0-0 F6		0-0 G1-6-3 1B		3	1	0	0	1	2	4
Glenn Wilson, R OBP: 0.299, SLG: 0.379 (1, 9) Greg Gross, L OBP: 0.402, SLG: 0.329 (6, PH) (7, 9)	0-0 2-3 CS	0-0 F6	0-0 1-H 2-H 3B 2B		0-0 F8	0-0 G3 2B	0-0 G1-6-3			3	1	1	2	0	0	0
John Russell, R OBP: 0.310, SLG: 0.464 (1, 2)		0-0 F8	0-0 2-H 3B		0-0 E 1B	0-0 E5 G3	0-0 G1-6-3			5	1	3	1	0	0	1
Steve Jeltz, S OBP: 0.344, SLG: 0.268 (1, 6)		0-0 F7	0-0 4-3		0-0 E6 3B	0-0 G3	0-0 F9			5	1	1	1	0	0	4
Kevin Gross, R OBP: 0.189, SLG: 0.288 (1, 1)			0-0 3B 2B	0-0 F9	0-3 K	0-0 F7				4	1	1	0	0	1	2

Inning Stats	R: 2	H: 3	E: 0	K: 2	S: 9	LOB: 0	BB: 0	P: 9	R: 0	H: 0	E: 0	K: 0	S: 3	LOB: 0	BB: 0	P: 3	R: 5	H: 5	E: 0	K: 0	S: 7	LOB: 1	BB: 2	P: 15	R: 1	H: 2	E: 0	K: 2	S: 9	LOB: 2	BB: 1	P: 13	R: 2	H: 2	E: 1	K: 1	S: 7	LOB: 1	BB: 1	P: 11	R: 2	H: 3	E: 1	K: 0	S: 7	LOB: 2	BB: 0	P: 7	R: 0	H: 1	E: 0	K: 1	S: 6	LOB: 1	BB: 0	P: 6	R: 0	H: 2	E: 0	K: 0	S: 4	LOB: 1	BB: 0	P: 4
--------------	------	------	------	------	------	--------	-------	------	------	------	------	------	------	--------	-------	------	------	------	------	------	------	--------	-------	-------	------	------	------	------	------	--------	-------	-------	------	------	------	------	------	--------	-------	-------	------	------	------	------	------	--------	-------	------	------	------	------	------	------	--------	-------	------	------	------	------	------	------	--------	-------	------

PITCHER	IP	WLS	BF	H	R	ER	SO	BB	IBB	HBP	BLK	WP	HR	S	P	ERA	WHIP
Scott Sanderson, R ERA: 4.27 (1, 1)	2.2	L	13	6	5	5	2	1	0	0	1	0	0	16	20	16.88	2.625
Ray Fontenot, L ERA: 3.97 (3, 1)	1.1		10	4	3	3	2	2	0	0	0	1	0	12	20	20.25	4.500
George Frazier, R ERA: 5.48 (5, 1)	2.0		13	5	4	3	1	1	0	0	0	0	0	14	18	13.50	3.000
Steve Trout, L ERA: 4.67 (7, 1)	2.0		8	3	0	0	1	0	0	0	0	0	0	10	10	0.00	1.500

**BOTTOM**

**Chicago Cubs @ Philadelphia Phillies**  
Veterans Stadium, Philadelphia, PA

Sat Aug 02 1986, 3:33 AM EDT  
Att: 22,062 - Unknown

AB	40
R	12
H	18
RBI	11
BB	4
SO	6
LOB	18

WP: 1 PA: 45  
PB: 0  
SB: 1  
CS: 2



1B	2B	3B	SF	SAC	DP	HBP	WP	HR	S	P	ERA	WHIP
6	7	5	0	0	1	0	1	0	0	0		



Batter	1	2	3	4	5	6	7	8	9	AB R H RBI BB SO LOB	TOP																									
Bob Dernier, R (1, 8) OBP: 0.259, SLG: 0.260	0-0 FC1-2 23 1B		0-0 FC1-2 23 S 1B		0-0 FC5-4 1-2f		0-0 6-3		0-0 FC1-2 23 1B	5 0 3 0 0 0 1																										
23 Ryne Sandberg, R (1, 4) OBP: 0.323, SLG: 0.419	0-0 FC1-2 1-3 SF9 1B		4-0 G6-4-3 1-2 BB		0-0 F4		0-0 6-3		0-0 FC1-2 1-2 1B	4 1 2 0 1 0 1																										
Gary Matthews, R (1, 7) OBP: 0.369, SLG: 0.471	0-0 FC1-2 FC6-4 2-3 3-H		0-0 G6-4-3 1-2f		0-0 6-3			0-0 F9	0-0 L8	5 0 0 0 0 0 7																										
Keith Moreland, R (1, 9) OBP: 0.344, SLG: 0.389	0-0 SF9 3-H			0-0 L4		0-0 FC6-5 4-3 1B		0-0 1B 2B 1B	0-0 F8	4 1 2 1 0 0 2																										
Jody Davis, R (1, 2) OBP: 0.287, SLG: 0.419	0-0 FC6-4 1-2f			0-0 BB 1B		0-0 4-3 1-2		0-0 2B 1-3 L8-2 1B		4 0 2 0 0 0 2																										
Ron Cey, R (1, 5) OBP: 0.381, SLG: 0.511		0-0 F8		4-0 FC6-4 1-2 BB		0-0 FC6-5 BB 2-3		0-0 1-3 3-H 4-0 2B		3 0 1 1 1 0 1																										
Leon Durham, L (1, 3) OBP: 0.333, SLG: 0.396		0-3 K		0-0 F8		4-0 FC5-4 1-2 BB		0-0 IBB		2 0 0 0 2 1 2																										
Shawon Dunston, R (1, 6) OBP: 0.299, SLG: 0.440		0-0 4-3		0-0 FC6-4 1-2f		0-0 FC5-4 1-2f		0-0 L8-2 3-H		4 0 0 0 0 0 7																										
Rick Sutcliffe, L (1, 1) OBP: 0.216, SLG: 0.351			0-0 5-3		4-0 FC5-4 BB		0-0 6-3		0-0 G3	1 0 0 0 0 0 0																										
Manny Trillo, R (5, PH) OBP: 0.347, SLG: 0.343										0 0 0 0 0 1 0 0																										
Dave Gumpert, R (5, 1)										0 0 0 0 0 0 0 0																										
Jerry Mumphrey, S (7, PH) OBP: 0.372, SLG: 0.379										1 0 0 0 0 0 0 0																										
Frank DiPino, L (7, 1) OBP: 0.200, SLG: 0.200										0 0 0 0 0 0 0 0																										
Thad Easley, L (8, PH) OBP: 0.376, SLG: 0.341										1 0 0 0 0 0 0 0																										
<b>Inning Stats</b>	R: 1 E: 0 K: 0 S: 5	H: 2 LOB: 1 BB: 0 P: 5	R: 0 E: 0 K: 1 S: 5	H: 0 LOB: 0 BB: 0 P: 5	R: 0 E: 0 K: 0 S: 3	H: 1 LOB: 1 BB: 1 P: 7	R: 0 E: 0 K: 0 S: 4	H: 1 LOB: 2 BB: 1 P: 8	R: 0 E: 0 K: 0 S: 3	H: 0 LOB: 1 BB: 1 P: 7	R: 0 E: 0 K: 0 S: 4	H: 1 LOB: 2 BB: 1 P: 8	R: 0 E: 0 K: 0 S: 3	H: 0 LOB: 0 BB: 0 P: 3	R: 1 E: 0 K: 0 S: 5	H: 3 LOB: 2 BB: 1 P: 9	R: 0 E: 0 K: 0 S: 5	H: 2 LOB: 2 BB: 0 P: 5	1B: 9 2B: 2 3B: 0 HR: 0	SF: 1 SAC: 0 DP: 2 HBP: 0	WP: 0 PB: 0 SB: 2 CS: 0	PA: 40														
<b>PITCHER</b>	IP WLS BF H R ER SO BB IBB HBP BLK WP HR S P ERA WHIP																																			
Bruce Ruffin, L (1, 1) ERA: 3.07	7.1		33	8	2	2	1	4	0	0	0	0	0	31	47	2.46	1.636																			
Steve Bedrosian, R (8, 1) ERA: 2.95	1.2	W	7	2	0	0	0	0	1	0	0	0	0	6	10	0.00	1.200																			

Chicago Cubs @ Philadelphia Phillies  
Veterans Stadium, Philadelphia, PA  
Sun Aug 03 1986, 3:33 AM EDT  
Att: 27,330 - Unknown

livebaseballscorecards.com

AB	34
R	2
H	10
RBI	2
BB	5
SO	1
LOB	23







Batter	1	2	3	4	5	6	7	8	9	AB R H RBI BB SO LOB	TOP						
<b>Gary Redus, R</b> (1, 7) OBP: 0.333, SLG: 0.448	0-3 K		0-0 F5		4-0 E BB			0-0 F5		3 0 0 0 1 1 0	<b>Philadelphia Phillies @ St. Louis Cardinals</b> <b>Busch Stadium, St. Louis, MO</b> Mon Aug 04 1986, 7:05 PM CDT Att: 27,059 - Unknown <a href="http://livebaseballscorecards.com">livebaseballscorecards.com</a>						
<b>Jeff Stone, L</b> (1, 8) OBP: 0.317, SLG: 0.384	0-0 2B 3B		0-0 5-3		0-0 F7 1-3			0-0 F7		4 1 1 0 0 0 1							
<b>Juan Samuel, R</b> (1, 4) OBP: 0.305, SLG: 0.452	0-0 S 5-3 2B		0-0 F9					0-0 F8		4 1 1 1 0 0 0							
<b>Mike Schmidt, R</b> (1, 3) OBP: 0.388, SLG: 0.550	4-0 3-H 2-3 2B			0-0 F8				0-0 4-3 2B		3 0 2 0 1 0 0							
<b>Glenn Wilson, R</b> (1, 9) OBP: 0.300, SLG: 0.390	0-0 5-3 1-2 3-H			0-0 1B				0-0 4-3 2-3	0-3 K	4 0 1 1 0 1 3							
<b>Rick Schu, R</b> (1, 5) OBP: 0.339, SLG: 0.405	0-0 F7			0-0 F3				0-0 F7	0-0 P6	3 0 0 0 0 0 3 1 0 0 0 0 0 1							
<b>Von Hayes, L</b> (9, PH) OBP: 0.376, SLG: 0.437																	
<b>John Russell, R</b> (1, 2) OBP: 0.307, SLG: 0.467		0-0 F8		0-0 F6				0-0 6-3	0-0 F6	4 0 0 0 0 0 2							
<b>Steve Jeltz, S</b> (1, 6) OBP: 0.338, SLG: 0.262		0-3 K			0-3 K			0-0 4-3		3 0 0 0 0 2 0							
<b>Charles Hudson, S</b> (1, 1) OBP: 0.056, SLG: 0.029		0-3 K			0-0 F7			0-0 6-3		2 0 0 0 0 1 0 1 0 0 0 0 0 0 0 0 0 0 0 0 0							
<b>Francisco Melendez, L</b> (7, PH) OBP: 0.333, SLG: 0.333																	
<b>Dan Schatzeder, L</b> (7, 1) OBP: 0.538, SLG: 0.714																	
<b>Inning Stats</b>	R: 2 H: 2 E: 0 LOB: 1 K: 1 BB: 1 S: 7 P: 11	R: 0 H: 0 E: 0 LOB: 0 K: 2 BB: 0 S: 7 P: 7	R: 0 H: 0 E: 0 LOB: 0 K: 0 BB: 0 S: 3 P: 3	R: 0 H: 1 E: 0 LOB: 1 K: 0 BB: 0 S: 4 P: 4	R: 0 H: 0 E: 1 LOB: 1 K: 1 BB: 1 S: 5 P: 9	R: 0 H: 1 E: 0 LOB: 1 K: 0 BB: 0 S: 4 P: 4	R: 0 H: 0 E: 0 LOB: 0 K: 0 BB: 0 S: 3 P: 3	R: 0 H: 0 E: 0 LOB: 0 K: 1 BB: 0 S: 6 P: 6	R: 0 H: 1 E: 0 LOB: 1 K: 1 BB: 0 S: 6 P: 6	1B: 2 SF: 0 2B: 2 SAC: 0 3B: 1 DP: 0 HR: 0 HBP: 0	WP: 0 PA: 34 PB: 0 SB: 1 CS: 0						
<b>PITCHER</b>	IP WLS BF H R ER SO BB IBB HBP BLK WP HR S P ERA WHIP																
<b>Tim Conroy, L</b> (1, 1) ERA: 4.87	8.0	30	4	2	2	4	1	1	0	0	0	0	0	36	44	2.25	0.625
<b>Todd Worrell, R</b> (9, 1) ERA: 1.5	1.0	W	4	1	0	0	1	0	0	0	0	0	0	6	6	0.00	1.000



Batter	1	2	3	4	5	6	7	8	9	AB R H RBI BB SO LOB
Vince Coleman, S OBP: 0.323, SLG: 0.309 (1, 8)	0-0 E S 1B	0-0 4-3		0-0 S 1B			4-0 S FC5-2-5 BB		0-0 S FC4-2 2B	4 1 3 1 1 0 2
Ozzie Smith, S OBP: 0.378, SLG: 0.344 (1, 6)	0-3 K 1-2		0-0 F7	0-3 K 1-2			0-0 4-3		4-0 FC4-2 IBB SH IBB	4 1 0 0 1 2 4
Tom Herr, S OBP: 0.328, SLG: 0.296 (1, 4)	0-3 K 2-3		4-0 S BB				0-0 FC5-2-5 BB		4-0 SH FC4-2 IBB	3 0 0 0 2 1 2
Curt Ford, L OBP: 0.343, SLG: 0.395 (1, 7)	0-0 S 1B		0-0 F6				4-0 G1-6-3 BB		0-0 FC4-2 SH	3 0 1 1 2 0 4
Terry Pendleton, S OBP: 0.281, SLG: 0.293 (1, 5)	0-0 3-H 1B		0-0 F5				0-0 G1-6-3 BB		0-0 SH	4 0 1 1 0 0 4
Michael LaValliere, L OBP: 0.317, SLG: 0.285 (1, 2)										
Clint Hurdle, L OBP: 0.272, SLG: 0.277 (1, 3)										
Tito Landrum, R OBP: 0.256, SLG: 0.262 (1, 9)										
Tim Conroy, L OBP: 0.294, SLG: 0.333 Alan Knicely, R OBP: 0.353, SLG: 0.315 Todd Worrell, R OBP: 0.167, SLG: 0.500 (1, 1) (8, PH) (9, 1)										

Inning Stats	R: 1	H: 3	E: 1	K: 2	S: 9	LOB: 2	BB: 0	P: 9	R: 0	H: 0	E: 0	K: 0	S: 3	LOB: 2	BB: 2	P: 11	R: 0	H: 0	E: 0	K: 0	S: 3	LOB: 1	BB: 1	P: 7	R: 1	H: 3	E: 0	K: 1	S: 8	LOB: 2	BB: 0	P: 8	R: 0	H: 0	E: 0	K: 0	S: 3	LOB: 0	BB: 1	P: 7	R: 0	H: 0	E: 0	K: 1	S: 5	LOB: 0	BB: 0	P: 5	R: 0	H: 0	E: 0	K: 0	S: 3	LOB: 2	BB: 2	P: 11	R: 0	H: 1	E: 0	K: 0	S: 4	LOB: 1	BB: 0	P: 4	R: 1	H: 1	E: 0	K: 0	S: 3	LOB: 3	BB: 2	P: 11
1B: 7	SF: 0	2B: 1	SAC: 2	3B: 0	DP: 0	HR: 0	HBP: 0	WP: 0	PA: 41																																																															


PITCHER	IP	WLS	BF	H	R	ER	SO	BB	IBB	HBP	BLK	WP	HR	S	P	ERA	WHIP
Charles Hudson, R ERA: 4.65 (1, 1)	6.0		27	6	2	2	4	4	0	0	0	0	0	31	47	3.00	1.667
Dan Schatzeder, L ERA: 3.08 (7, 1)	2.1	L	14	2	1	1	0	2	2	0	0	0	0	10	26	3.86	1.714

**BOTTOM**

Philadelphia Phillies @ St. Louis Cardinals  
 Busch Stadium, St. Louis, MO  
 Mon Aug 04 1986, 7:05 PM CDT  
 Att. 27,059 - Unknown

livebaseballscorecards.com

AB	31
R	3
H	8
RBI	3
BB	8
SO	4
LOB	19





Batter	1	2	3	4	5	6	7	8	9	AB R H RBI BB SO LOB	TOP											
Gary Redus, R (1, 7) OBP: 0.337, SLG: 0.466	0-3 K		0-0 F7			0-0 HR			0-0 BB 1B 1B 1B	4 2 2 1 0 1 0	Philadelphia Phillies @ St. Louis Cardinals Busch Stadium, St. Louis, MO Tue Aug 05 1986, 7:05 PM CDT Att: 24,870 - Unknown  livebaseballscorecards.com											
Jeff Stone, L (1, 8) OBP: 0.316, SLG: 0.381	0-0 CS 1B			0-0 4-3		0-0 1-3			0-0 L9	4 0 1 0 0 0 1												
Juan Samuel, R (1, 4) OBP: 0.305, SLG: 0.450	0-0 1-3 1-2			0-0 6-3		0-3 K			0-0 BB 1B 1B	4 1 1 0 0 1 1												
Mike Schmidt, R (1, 5) OBP: 0.389, SLG: 0.551		0-0 F8 SF9 2B		0-0 F7			0-0 6-3		4-0 BB BB BB BB 1B BB	3 1 1 0 1 0 0												
Von Hayes, L (1, 3) OBP: 0.377, SLG: 0.436		0-0 F8 2-3			4-0 BB BB BB 1B BB		0-0 6-3		0-0 1-2 2-H 3-H 1B	3 0 1 2 1 0 1												
Glenn Wilson, R (1, 9) OBP: 0.300, SLG: 0.389		0-0 SF9			0-0 1-2 G6-3 1B		0-0 6-3		0-0 F3	3 0 1 1 0 0 2												
John Russell, R (1, 2) OBP: 0.302, SLG: 0.458		0-0 F3			0-0 F3			0-0 6-3	0-3 K	4 0 0 0 0 1 4												
Steve Jeltz, S (1, 6) OBP: 0.335, SLG: 0.260			0-0 4-3		0-0 G6-3 1-2f		0-3 K			3 0 0 0 0 1 2												
Mike Maddux, L (1, 1) Tom Hume, R (5, 1) Francisco Melendez, L (6, PH) Tom Gorman, L (6, 1) Greg Gross, L (8, PH) Kent Tekulve, R (8, 1)			0-0 G4-1			0-3 K		0-0 F7		1 0 0 0 0 0 0 0 0 0 0 0 0 0 1 0 0 0 0 1 0 0 0 0 0 0 0 0 1 0 0 0 0 0 0 0 0 0 0 0 0 0												
<b>Inning Stats</b>	R: 0 E: 0 K: 1 S: 5	H: 1 LOB: 0 BB: 0 P: 5	R: 1 E: 0 K: 0 S: 4	H: 1 LOB: 0 BB: 0 P: 4	R: 0 E: 0 K: 0 S: 3	H: 0 LOB: 0 BB: 0 P: 3	R: 0 E: 0 K: 0 S: 3	H: 1 LOB: 1 BB: 1 P: 7	R: 1 E: 0 K: 2 S: 8	H: 1 LOB: 0 BB: 0 P: 8	R: 0 E: 0 K: 0 S: 3	H: 0 LOB: 0 BB: 0 P: 3	R: 0 E: 0 K: 1 S: 5	H: 0 LOB: 0 BB: 0 P: 5	R: 2 E: 0 K: 1 S: 8	H: 3 LOB: 2 BB: 1 P: 12	1B: 5 2B: 1 3B: 0 HR: 1	SF: 1 SAC: 0 DP: 1 HBP: 0	WP: 0 PB: 0 SB: 0 CS: 1	PA: 34		
<b>PITCHER</b>	IP WLS BF H R ER SO BB IBB HBP BLK WP HR S P ERA WHIP																				IP WLS BF H R ER SO BB IBB HBP BLK WP HR S P ERA WHIP	
Bob Forsch, R (1, 1) ERA: 2.62	8.1 W 30 6 4 4 4 1 0 0 0 0 1 37 41 4.32 0.840																				Todd Worrell, R (9, 1) ERA: 1.49	0.2 4 1 0 0 1 1 0 0 0 0 0 5 9 0.00 3.000



**BOTTOM**

Philadelphia Phillies @ St. Louis Cardinals  
 Busch Stadium, St. Louis, MO  
 Tue Aug 05 1986, 7:05 PM CDT  
 Att. 24,870 - Unknown

[livebaseballscorecards.com](http://livebaseballscorecards.com)

<b>AB</b>	<b>32</b>
<b>R</b>	<b>7</b>
<b>H</b>	<b>9</b>
<b>RBI</b>	<b>7</b>
<b>BB</b>	<b>4</b>
<b>SO</b>	<b>1</b>
<b>LOB</b>	<b>15</b>



WP: 0	PA: 39
PB: 0	
SB: 1	
CS: 0	

AB	R	H	RBI	BB	SO	LOB
5	2	2	0	0	0	1
4	2	1	0	0	0	1
4	0	2	3	0	0	0
3	1	1	1	1	0	2
3	0	1	2	1	0	2
2	0	0	0	2	0	2
3	0	0	1	0	0	2
4	0	0	0	0	0	4
4	2	2	0	0	1	1
0	0	0	0	0	0	0
1B: 5	SF: 2					
2B: 4	SAC: 1					
3B: 0	DP: 0					
HR: 0	HBP: 0					

Batter	1	2	3	4	5	6	7	8	9
Vince Coleman, S OBP: 0.323, SLG: 0.310 (1, 8)	0-0 1B S		0-0 F8		0-0 2B SF7 SH	0-0 F9		0-0 4-3	
Ozzie Smith, S OBP: 0.377, SLG: 0.343 (1, 6)	0-0 5-3 1-2		0-0 6-3		0-0 2B SH SF7	0-0 4-3 1-2 2-3		0-0 4-3	
Tom Herr, S OBP: 0.329, SLG: 0.301 (1, 4)	0-0 G3 2-H		0-0 G3		0-0 2B SF7	0-0 2B 1-3 2-H		0-0 G3	
Curt Ford, L OBP: 0.348, SLG: 0.402 (1, 7)	0-0 G3 1-2			0-0 2B F8	0-0 2B SF9	0-0 4-3		0-0 4-3	
Terry Pendleton, S OBP: 0.284, SLG: 0.296 (1, 5)	0-0 1-3			0-0 L6	0-0 2B 1-3 2-H 3-H	0-0 IBB		0-0 IBB	
John Morris, L (1, 9)		0-0 F9		4-0 BB	4-0 IBB	0-0 F7			
Clint Hurdle, L OBP: 0.263, SLG: 0.269 (1, 3)		0-0 G3		0-0 F8 2-3	0-0 SF9 3-H		0-0 4-3		
Michael LaValliere, L OBP: 0.311, SLG: 0.278 (1, 2)		0-0 E1 FC6-4		0-0 1-3	0-0 F9		0-0 3-1		
Bob Forsch, R OBP: 0.157, SLG: 0.275 Todd Worrell, R OBP: 0.167, SLG: 0.500 (1, 1) (9, 1)		0-0 FC6-4 1-2			0-0 2B SH SF7	0-0 1B 2B		0-3 K	

Inning Stats	R: 1	H: 2	E: 0	K: 5	S: 5	L: 23	WLS	BF	H	R	ER	SO	BB	IBB	HBP	BLK	WP	HR	S	P	ERA	WHIP
	0	0	0	0	0	0	0	0	0	0	0	0	0	0	0	0	0	0	21	29	10.38	1.615
	0	0	0	0	0	0	0	0	0	0	0	0	0	0	0	0	0	0	2	6	0.00	0.000
	0	0	0	0	0	0	0	0	0	0	0	0	0	0	0	0	0	0	11	15	9.00	1.500
	0	0	0	0	0	0	0	0	0	0	0	0	0	0	0	0	0	0	3	3	0.00	0.000

PITCHER	IP	WLS	BF	H	R	ER	SO	BB	IBB	HBP	BLK	WP	HR	S	P	ERA	WHIP
Mike Maddux, R ERA: 8.28 (1, 1)	4.1	L	23	6	5	5	0	0	1	0	0	0	0	21	29	10.38	1.615
Tom Hume, R ERA: 3.48 (5, 1)	0.2		3	0	0	0	0	0	1	0	0	0	0	2	6	0.00	0.000
Tom Gorman, L ERA: 7.71 (6, 1)	2.0		10	3	2	2	1	0	1	0	0	0	0	11	15	9.00	1.500
Kent Tekulve, R ERA: 2.86 (8, 1)	1.0		3	0	0	0	0	0	0	0	0	0	0	3	3	0.00	0.000



Batter	1	2	3	4	5	6	7	8	9	AB R H RBI BB SO LOB	TOP		
Gary Redus, R (1, 7) OBP: 0.340, SLG: 0.467	0-0 6-3		0-0 2-H 1B			0-0 1B WP 1-3 1B		0-0 5-3		4 1 2 0 0 0 0	Philadelphia Phillies @ St. Louis Cardinals Busch Stadium, St. Louis, MO Wed Aug 06 1986, 7:05 PM CDT Att: 32,714 - Unknown <a href="http://livebaseballscorecards.com">livebaseballscorecards.com</a>		
Jeff Stone, L (1, 8) OBP: 0.319, SLG: 0.383	0-0 F7			0-0 G3		0-0 BB 1-3 1B		0-0 G6-4-3 1B		4 0 2 0 0 0 0			
Juan Samuel, R (1, 4) OBP: 0.302, SLG: 0.445	0-3 K			0-0 F8		0-0 1-3		0-0 G6-4-3 1-2f		4 0 0 1 0 1 2			
Mike Schmidt, R (1, 5) OBP: 0.387, SLG: 0.547		0-0 F9		0-0 F8		4-0 BB IBB		0-0 6-3		3 0 0 0 1 0 0			
Von Hayes, L (1, 3) OBP: 0.376, SLG: 0.433		0-0 1-3			0-0 F8	4-0 BB BB FC6-4 BB		0-0 4-3		3 0 0 0 1 0 0			
Glenn Wilson, R (1, 9) OBP: 0.302, SLG: 0.391		0-0 F8			0-0 FC4-6 1B	0-0 FC6-4 1-2f		0-0 1B		4 0 2 0 0 0 3			
Ronn Reynolds, R (1, 2) OBP: 0.306, SLG: 0.500 Ron Roenicke, S (9, PH) OBP: 0.379, SLG: 0.387			0-0 SH5 1B 1B		0-0 F7		0-0 F7		0-0 F9	3 0 1 0 0 0 1 1 0 0 0 0 0 1			
Luis Aguayo, R (1, 6) OBP: 0.240, SLG: 0.303			0-0 F6		0-0 FC4-6 1-2f		0-0 5-3			3 0 0 0 0 0 2			
Don Carman, L (1, 1)			0-0 SH5 1-2			0-0 4-3	0-0 6-3			2 0 0 0 0 0 0			
<b>Inning Stats</b>	R: 0 H: 0 E: 0 LOB: 0 K: 1 BB: 0 S: 5 P: 5	R: 0 H: 0 E: 0 LOB: 0 K: 0 BB: 0 S: 3 P: 3	R: 0 H: 2 E: 0 LOB: 2 K: 0 BB: 0 S: 4 P: 4	R: 0 H: 0 E: 0 LOB: 0 K: 0 BB: 0 S: 3 P: 3	R: 0 H: 1 E: 0 LOB: 1 K: 0 BB: 0 S: 4 P: 4	R: 1 H: 2 E: 0 LOB: 3 K: 0 BB: 2 S: 5 P: 13	R: 0 H: 0 E: 0 LOB: 0 K: 0 BB: 0 S: 3 P: 3	R: 0 H: 1 E: 0 LOB: 0 K: 0 BB: 0 S: 3 P: 3	R: 0 H: 1 E: 0 LOB: 1 K: 0 BB: 0 S: 4 P: 4	1B: 7 SF: 0 2B: 0 SAC: 1 3B: 0 DP: 1 HR: 0 HBP: 0		WP: 1 PA: 34 PB: 0 SB: 0 CS: 0	
<b>PITCHER</b>	IP WLS BF H R ER SO BB IBB HBP BLK WP HR S P ERA WHIP											<b>PITCHER</b>	IP WLS BF H R ER SO BB IBB HBP BLK WP HR S P ERA WHIP
Greg Mathews, L (1, 1) ERA: 3.33	8.0 W 30 6 1 1 1 1 1 1 0 0 1 0 30 38 1.12 0.875												
Todd Worrell, R (9, 1) ERA: 1.47	1.0 S 4 1 0 0 0 0 0 0 0 0 0 0 4 4 0.00 1.000												

Batter	1	2	3	4	5	6	7	8	9
Vince Coleman, S OBP: 0.323, SLG: 0.310 (1, 8) x	0-0 5-3 ①			x 0-0 BLK 1B		x 0-0 F8 ①		x 0-0 1-3 ②	
Ozzie Smith, S OBP: 0.375, SLG: 0.345 (1, 6) x	0-0 F8 ②			x 0-0 F4 ①		x 0-0 F8 ②		x 0-0 S BLK 2B	
Tom Herr, S OBP: 0.331, SLG: 0.301 (1, 4) x	0-0 5-3 ③			x 0-0 S 1-H 1B		x 0-0 F9 ③		4-0 BLK S IBB	
Alan Knicely, R OBP: 0.361, SLG: 0.328 (1, 3)		x 0-0 G5-4-3 1B		0-3 K 1-2 ②		x 0-0 1B 1B		x 0-0 F7 ③ 1-3 2-H	
Terry Pendleton, S OBP: 0.281, SLG: 0.294 (1, 5)		x 0-0 G5-4-3 ① ② 1-2f		x 0-0 L9 ③		x 0-0 F2 ①			
Mike Heath, R OBP: 0.293, SLG: 0.321 (1, 2)		0-3 K ③			x 0-0 FC4-6 1B		x 0-0 F5 ②		
Tito Landrum, R OBP: 0.257, SLG: 0.263 (1, 9)			x 0-0 5-3 ①		x 0-0 F8 ①		x 0-0 1-2 1B		
Curt Ford, L OBP: 0.340, SLG: 0.392 (1, 7)			x 0-0 5-3 ②		x 0-0 FC4-6 FC5-4 1-2f		x 0-0 1-3 ③		
Greg Mathews, R OBP: 0.074, SLG: 0.038 Todd Worrell, R OBP: 0.167, SLG: 0.500 (1, 1) (9, 1)			x 0-0 F8 ③		x 0-0 FC5-4 1-2f		x 0-0 F4 ①		

AB	R	H	RBI	BB	SO	LOB
4	1	1	0	0	0	0
4	1	1	0	0	0	1
3	0	1	1	1	0	0
4	0	2	0	0	1	2
3	0	0	0	0	0	3
3	0	1	0	0	1	1
3	0	1	0	0	0	1
3	0	0	0	0	0	3
3	0	0	0	0	0	1
0	0	0	0	0	0	0

**BOTTOM**

Philadelphia Phillies @ St. Louis Cardinals  
Busch Stadium, St. Louis, MO

Wed Aug 06 1986, 7:05 PM CDT  
Att. 32,714 - Unknown

AB	30
R	2
H	7
RBI	1
BB	1
SO	2
LOB	12



1B:	6	SF:	0
2B:	1	SAC:	0
3B:	0	DP:	1
HR:	0	HBP:	0

WP:	0	PA:	31
PB:	0		
SB:	3		
CS:	0		

Inning Stats	R	H	E	K	S	H	LOB	BB	IBB	HBP	BLK	WP	HR	S	P	ERA	WHIP
	0	0	0	0	3	1	0	0	0	0	2	0	0	34	38	2.25	0.875
	0	0	0	1	5	2	1	0	1	0	2	0	0	34	38	2.25	0.875
	0	0	0	0	3	0	0	0	0	0	0	0	0	34	38	2.25	0.875
	0	0	0	0	3	0	0	0	0	0	0	0	0	34	38	2.25	0.875

PITCHER	IP	WLS	BF	H	R	ER	SO	BB	IBB	HBP	BLK	WP	HR	S	P	ERA	WHIP
Don Carman, L ERA: 3.38 (1, 1)	8.0	L	31	7	2	2	2	0	1	0	2	0	0	34	38	2.25	0.875

WP:	0	PA:	31
PB:	0		
SB:	3		
CS:	0		



Batter	1	2	3	4	5	6	7	8	9	AB R H RBI BB SO LOB	TOP																										
Gary Redus, R OBP: 0.338, SLG: 0.478 (1, 7)	0-0 F7		0-0 HR		0-0 4-3			0-0 F9		4 1 1 1 0 0 1																											
Juan Samuel, R OBP: 0.299, SLG: 0.441 (1, 4)	0-0 E7		0-0 4-3			0-0 6-3		0-0 FC6-4		4 1 0 0 0 0 0																											
Von Hayes, L OBP: 0.373, SLG: 0.428 (1, 3)	0-0 6-3		0-0 E1 CS			0-3 K			0-0 3-1	4 0 0 0 0 1 0																											
Mike Schmidt, R OBP: 0.389, SLG: 0.546 (1, 5)	0-0 1B		0-0 CS	0-0 2B 1B		0-0 6-3			0-0 1-3	4 0 2 0 0 0 0																											
Glenn Wilson, R OBP: 0.301, SLG: 0.397 (1, 9)	0-0 F8			0-3 K			0-0 F8		0-0 HR	4 1 1 1 0 1 2																											
Ron Roenicke, S OBP: 0.377, SLG: 0.382 (1, 8)		0-0 6-3		0-0 F8			0-0 F7		4-0 HR BB	3 1 0 0 1 0 1																											
John Russell, R OBP: 0.302, SLG: 0.461 Dan Schatzeder, L OBP: 0.538, SLG: 0.714 Steve Bedrosian, R OBP: 0.400, SLG: 0.250 Steve Jeltz, S OBP: 0.335, SLG: 0.260 Rick Schu, R OBP: 0.342, SLG: 0.426 (9, PH)		0-0 F9		0-0 2B			0-0 5-3		0-0 HR	3 0 1 0 0 0 0 0 0 0 0 0 0 0 0 0 0 0 0 0 0 1 1 1 2 0 0 0	AB 34 R 5 H 7 RBI 4 BB 1 SO 4 LOB 4																										
Luis Aguayo, R OBP: 0.230, SLG: 0.290 (1, 6) (8, 4)		0-0 6-3			0-0 F4			0-3 K	0-0 F4	4 0 0 0 0 1 0																											
Kevin Gross, R OBP: 0.182, SLG: 0.278 Ronn Reynolds, R OBP: 0.324, SLG: 0.514 (7, 2)			0-0 F6		0-3 K			0-0 FC6-4 1B		2 0 0 0 0 1 0 1 0 1 0 0 0 0																											
Inning Stats	R: 1 E: 1 K: 0 S: 5	H: 1 LOB: 1 BB: 0 P: 5	R: 0 E: 0 K: 0 S: 3	H: 0 LOB: 0 BB: 0 P: 3	R: 1 E: 1 K: 0 S: 4	H: 1 LOB: 0 BB: 0 P: 4	R: 0 E: 0 K: 1 S: 6	H: 2 LOB: 2 BB: 0 P: 6	R: 0 E: 0 K: 1 S: 5	H: 0 LOB: 0 BB: 0 P: 5	R: 0 E: 0 K: 0 S: 3	H: 0 LOB: 0 BB: 0 P: 3	R: 0 E: 0 K: 1 S: 6	H: 1 LOB: 1 BB: 0 P: 6	R: 3 E: 0 K: 0 S: 5	H: 2 LOB: 0 BB: 1 P: 9	1B: 3 2B: 1 3B: 0 HR: 3	SF: 0 SAC: 0 DP: 0 HBP: 0	WP: 0 PB: 0 SB: 0 CS: 1	PA: 36																	
PITCHER	IP WLS BF H R ER SO BB IBB HBP BLK WP HR S P ERA WHIP																																				
John Tudor, L ERA: 2.73 Todd Worrell, R ERA: 1.46	(1, 1) (9, 1)	8.2 0.1	W S	34 1	7 0	5 0	4 0	4 0	1 0	0 0	0 0	0 0	0 0	3 1	41 1	45 1	4.15 0.00	0.923 0.000																			

Philadelphia Phillies @ St. Louis Cardinals  
 Busch Stadium, St. Louis, MO  
 Thu Aug 07 1986, 3:33 AM CDT  
 Att: 23,171 - Unknown

livebaseballscorecards.com



**BOTTOM**

Philadelphia Phillies @ St. Louis Cardinals  
 Busch Stadium, St. Louis, MO  
 Thu Aug 07 1986, 3:33 AM CDT  
 Att. 23,171 - Unknown

[livebaseballscorecards.com](http://livebaseballscorecards.com)

<b>AB</b>	<b>33</b>
<b>R</b>	<b>6</b>
<b>H</b>	<b>11</b>
<b>RBI</b>	<b>6</b>
<b>BB</b>	<b>5</b>
<b>SO</b>	<b>6</b>
<b>LOB</b>	<b>24</b>



WP: 1	PA: 41
PB: 0	
SB: 5	
CS: 0	

AB R H RBI BB SO LOB

4	2	1	0	0	2	3
3	0	1	1	2	1	2
4	0	1	2	1	1	2
3	1	2	1	1	0	2
5	0	0	0	0	0	8
4	0	2	1	0	0	1
3	1	1	0	1	0	2
4	0	1	0	0	1	3
3	2	2	1	0	1	1
0	0	0	0	0	0	0

1B: 10	SF: 1
2B: 2	SAC: 2
3B: 0	DP: 1
HR: 0	HBP: 0

Batter	1	2	3	4	5	6	7	8	9
Vince Coleman, S OBP: 0.322, SLG: 0.309 (1, 8)	0-0 WP SF9 1B		0-3 K		0-0 F9	0-3 K		0-0 SH BB 1B	
Ozzie Smith, S OBP: 0.378, SLG: 0.345 (1, 6)	4-0 SF9 S 1-2 BB		0-0 6-3		0-0 BB BB 1B	0-3 K		4-0 1B BB	
Tom Herr, S OBP: 0.332, SLG: 0.301 (1, 4)	0-0 F7		0-0 F8		4-0 BB BB 1-2		0-3 K	0-0 1B	
Curt Ford, L OBP: 0.349, SLG: 0.398 (1, 7)	0-0 SF9 1-3 2-H			0-0 F8 G4-6-3 1B	4-0 BB BB 1-2 2-3		0-0 4-3 S 1B 1B	0-0 F7	
Terry Pendleton, S OBP: 0.278, SLG: 0.290 (1, 5)	0-0 F5			0-0 G4-6-3	0-0 4-3		0-0 4-3	0-0 4-3-5-2-5-1	
John Morris, L OBP: 0.500, SLG: 0.333 (1, 9)		0-0 S 1B		0-0 F8 2-3		0-0 F7	0-0 BB 1B		
Clint Hurdle, L OBP: 0.270, SLG: 0.271 (1, 3)		0-0 F6 1-3		0-0 F9		0-0 1B SH 1B	4-0 1-2 BB		
Michael LaValliere, L OBP: 0.309, SLG: 0.277 (1, 2)		0-3 K			0-0 F8	0-0 SH 1B	0-0 F1		
John Tudor, L OBP: 0.145, SLG: 0.161 Todd Worrell, R OBP: 0.167, SLG: 0.500 (1, 1) (9, 1)		0-3 K			0-0 F9 1B 2B	0-0 SH 1-2 3-H		0-0 BB SH 1B 1B	

Inning Stats	R: 1	H: 1	E: 0	LOB: 1	K: 0	S: 4	R: 0	H: 1	E: 0	LOB: 1	K: 2	S: 8	R: 0	H: 0	E: 0	LOB: 0	K: 1	S: 5	R: 0	H: 1	E: 0	LOB: 1	K: 0	S: 4	R: 1	H: 2	E: 1	LOB: 2	K: 2	S: 10	R: 1	H: 2	E: 0	LOB: 2	K: 1	S: 7	R: 2	H: 2	E: 0	LOB: 1	K: 0	S: 5
--------------	------	------	------	--------	------	------	------	------	------	--------	------	------	------	------	------	--------	------	------	------	------	------	--------	------	------	------	------	------	--------	------	-------	------	------	------	--------	------	------	------	------	------	--------	------	------

PITCHER	IP	WLS	BF	H	R	ER	SO	BB	IBB	HBP	BLK	WP	HR	S	P	ERA	WHIP
Kevin Gross, R ERA: 4.0 (1, 1)	6.2	L	34	9	4	4	6	4	0	0	0	1	0	42	58	5.40	1.950
Dan Schatzeder, L ERA: 3.34 (7, 1)	0.1		4	1	2	2	0	1	0	0	0	0	0	3	7	54.00	6.000
Steve Bedrosian, R ERA: 2.9 (8, 1)	1.0		3	1	0	0	0	0	0	0	0	0	0	3	3	0.00	1.000



Batter	1	2	3	4	5	6	7	8	9	AB R H RBI BB SO LOB	TOP																
Gary Redus, R (1, 7) OBP: 0.336, SLG: 0.473	0-0 F3		0-0 6-3			0-0 F6		0-0 1B		4 0 1 0 0 0 1																	
Jeff Stone, L (1, 8) OBP: 0.318, SLG: 0.396	0-3 K		0-0 4-3			0-0 HR		0-0 F7		4 1 1 1 0 1 2																	
Juan Samuel, R (1, 4) OBP: 0.301, SLG: 0.440	0-0 5-3			0-0 7-3-4 1B		4-0 BB BB		0-3 K 1-3		3 0 1 0 1 1 1																	
Mike Schmidt, R (1, 5) OBP: 0.390, SLG: 0.543		0-0 F7		0-0 7-3-4 1-2f		4-0 BB BB		4-0 IBB		2 0 0 0 2 0 1																	
Von Hayes, L (1, 3) OBP: 0.369, SLG: 0.424		0-0 F4		0-0 4-3		0-0 1-3		0-0 G3		4 0 0 0 0 0 4																	
Glenn Wilson, R (1, 9) OBP: 0.303, SLG: 0.402		0-0 3B			0-0 F4		4-0 BB		0-0 4-3	3 0 1 0 1 0 0																	
John Russell, R (1, 2) OBP: 0.298, SLG: 0.455		0-0 F4			0-3 K		0-0 F6		0-0 G3	3 0 0 0 0 1 2																	
Greg Gross, L (9, PH) OBP: 0.394, SLG: 0.321										1 0 0 0 0 0 0																	
Steve Jeltz, S (1, 6) OBP: 0.335, SLG: 0.260			0-0 S 1B		0-0 F7		0-3 K		0-0 1B	3 0 1 0 0 1 1																	
Ron Roenicke, S (9, PH) OBP: 0.379, SLG: 0.385										1 0 1 0 0 0 0																	
Bruce Ruffin, S (1, 1) OBP: 0.087, SLG: 0.130		0-0 P3			0-3 K		0-0 F6		0-0 F7	2 0 0 0 0 1 1																	
Rick Schu, R (7, PH) OBP: 0.340, SLG: 0.424										1 0 0 0 0 0 1																	
Kent Tekulve, R (7, 1)										0 0 0 0 0 0 0																	
Francisco Melendez, L (9, PH) OBP: 0.200, SLG: 0.200										1 0 0 0 0 0 1																	
<b>Inning Stats</b>	R: 0 E: 0 K: 1 S: 5	H: 0 LOB: 0 BB: 0 P: 5	R: 0 E: 0 K: 0 S: 4	H: 1 LOB: 1 BB: 0 P: 4	R: 0 E: 0 K: 0 S: 4	H: 1 LOB: 1 BB: 0 P: 4	R: 0 E: 0 K: 0 S: 3	H: 1 LOB: 0 BB: 0 P: 3	R: 0 E: 0 K: 1 S: 5	H: 0 LOB: 0 BB: 0 P: 5	R: 1 E: 0 K: 1 S: 6	H: 1 LOB: 2 BB: 2 P: 14	R: 0 E: 0 K: 1 S: 5	H: 0 LOB: 1 BB: 1 P: 9	R: 0 E: 0 K: 1 S: 6	H: 1 LOB: 2 BB: 1 P: 10	R: 0 E: 0 K: 0 S: 4	H: 1 LOB: 1 BB: 0 P: 4	R: 0 E: 0 K: 0 S: 4	H: 1 LOB: 1 BB: 0 P: 4	1B: 4 2B: 1 3B: 1 HR: 1	SF: 0 SAC: 0 DP: 1 HBP: 0	WP: 0 PB: 0 SB: 3 CS: 0	PA: 36			
<b>PITCHER</b>	IP WLS BF H R ER SO BB IBB HBP BLK WP HR S P ERA WHIP																										
Rick Sutcliffe, R (1, 1) ERA: 4.07	5.2		22	4	1	1	3	2	0	0	0	0	1	26	34	1.59	1.059										
Steve Trout, L (6, 1) ERA: 4.83	2.1	W	10	1	0	0	2	1	1	0	0	0	0	12	20	0.00	0.857										
Lee Smith, R (9, 1) ERA: 2.86	1.0	S	4	1	0	0	0	0	0	0	0	0	0	4	4	0.00	1.000										

Philadelphia Phillies @ Chicago Cubs  
Wrigley Field, Chicago, IL  
Fri Aug 08 1986, 3:33 AM CDT  
Att: 27,811 - Unknown

livebaseballscorecards.com

AB	32
R	1
H	6
RBI	1
BB	4
SO	5
LOB	15



Batter	1	2	3	4	5	6	7	8	9
Bob Demier, R OBP: 0.261, SLG: 0.263 (1, 8)	0-0 F9		0-0 2B			0-0 23 S 23 E 1B		0-0 F8	
23 Ryne Sandberg, R OBP: 0.321, SLG: 0.418 (1, 4)	0-3 K		0-0 4-3			0-0 4-3 1-H 1B 1B		0-0 5-3	
Gary Matthews, R OBP: 0.360, SLG: 0.453 Terry Francona, L OBP: 0.266, SLG: 0.270 (1, 7) (8, 7)	0-0 FC5-4 1B		0-0 4-3			0-3 K		0-0 G3	
Keith Moreland, R OBP: 0.336, SLG: 0.377 (1, 9)	0-0 FC5-4 1-2f		0-0 S BB			0-0 4-3 2-3			
Jody Davis, R OBP: 0.292, SLG: 0.430 (1, 2)		0-0 6-3		0-0 F9		0-0 FC6 1B			
Ron Cey, R OBP: 0.385, SLG: 0.527 Chris Speier, R OBP: 0.357, SLG: 0.442 (1, 5) (9, 5)		0-0 6-3		0-0 G3 1-2		0-0 FC6 1-2f			
Leon Durham, L OBP: 0.329, SLG: 0.393 (1, 3)		0-3 K			0-3 K		0-0 3-1		
Shawon Dunston, R OBP: 0.299, SLG: 0.435 (1, 6)			0-0 6-3		0-0 5-3		0-0 5-3		
Rick Sutcliffe, L OBP: 0.205, SLG: 0.333 Steve Trout, L OBP: 0.211, SLG: 0.216 Lee Smith, R (9, 1)			0-3 K		0-0 F1		0-0 4-3		

Inning Stats	R: 0	H: 1	E: 0	LOB: 1	K: 1	BB: 0	S: 6	P: 6
	R: 0	H: 0	E: 0	LOB: 0	K: 1	BB: 0	S: 5	P: 5
	R: 0	H: 1	E: 0	LOB: 1	K: 1	BB: 0	S: 6	P: 6
	R: 0	H: 0	E: 0	LOB: 1	K: 0	BB: 1	S: 3	P: 7
	R: 0	H: 0	E: 0	LOB: 0	K: 1	BB: 0	S: 5	P: 5
	R: 2	H: 3	E: 1	LOB: 1	K: 1	BB: 0	S: 8	P: 8
	R: 0	H: 0	E: 0	LOB: 0	K: 0	BB: 0	S: 3	P: 3
	R: 0	H: 0	E: 0	LOB: 0	K: 0	BB: 0	S: 3	P: 3

PITCHER	IP	WLS	BF	H	R	ER	SO	BB	IBB	HBP	BLK	WP	HR	S	P	ERA	WHIP
Bruce Ruffin, L ERA: 2.92 (1, 1)	6.0	L	24	5	2	1	5	1	0	0	0	0	0	33	37	1.50	1.000
Kent Tekulve, R ERA: 2.78 (7, 1)	2.0		6	0	0	0	0	0	0	0	0	0	0	6	6	0.00	0.000


**BOTTOM**

Philadelphia Phillies @ Chicago Cubs  
Wrigley Field, Chicago, IL  
Fri Aug 08 1986, 3:33 AM CDT  
Att. 27,811 - Unknown

AB	R	H	RBI	BB	SO	LOB
4	1	2	0	0	0	0
4	1	1	1	0	1	1
3	0	1	0	0	1	1
1	0	0	0	0	0	0
2	0	0	0	1	0	2
3	0	1	1	0	0	1
3	0	0	0	0	0	2
0	0	0	0	0	0	0
3	0	0	0	0	2	0
3	0	0	0	0	0	0
2	0	0	0	0	1	0
1	0	0	0	0	0	0
0	0	0	0	0	0	0

livebaseballscorecards.com

AB	29
R	2
H	5
RBI	2
BB	1
SO	5
LOB	7



WP	PA
0	30
PB	0
SB	2
CS	0



Batter	1	2	3	4	5	6	7	8	9	AB R H RBI BB SO LOB
Jeff Stone, L (1, 8) OBP: 0.320, SLG: 0.396	0-0 B3		0-0 2B 1B		0-0 2B 1B	0-3 K			0-0 B5-3	5 2 2 0 0 1 2
Juan Samuel, R (1, 4) OBP: 0.304, SLG: 0.447	0-0 G3 1B		0-0 1B 2B		0-0 1B 2B	0-3 K			0-0 6-3	5 1 3 2 0 1 2
Von Hayes, L (1, 3) OBP: 0.370, SLG: 0.425	0-0 G3		0-0 1B 1B		0-0 SF7				0-3 K	4 0 2 1 0 1 1
Mike Schmidt, R (1, 5) OBP: 0.388, SLG: 0.540	0-0 F8		0-0 1B		0-0 F9				0-3 K	4 0 1 0 0 1 3
Ron Roenicke, S (1, 7) OBP: 0.381, SLG: 0.384		4-0 F8 BB	0-0 F1		0-0 1B				0-3 K	3 0 1 1 1 1 2
Glenn Wilson, R (1, 9) OBP: 0.300, SLG: 0.397		0-0 F8		0-0 F8	0-0 F9				0-0 4-3	4 0 0 0 0 0 2
Ronn Reynolds, R (1, 2) OBP: 0.317, SLG: 0.487		0-3 K		0-0 FC6-4 1B		0-0 5-3			0-0 4-3	4 0 1 0 0 1 0
Steve Jeltz, S (1, 6) OBP: 0.340, SLG: 0.264		4-0 1B 2B BB	0-0 FC6-4		0-0 1B 1B				0-0 FC6-4 1B	3 1 2 0 1 0 1
Charles Hudson, S (1, 1) OBP: 0.077, SLG: 0.053		0-3 K	0-3 K		0-0 1B				0-0 FC6-4	3 0 1 0 0 2 2
Kent Tekulve, R (6, 1)										0 0 0 0 0 0 0
Rick Schu, R (8, PH) OBP: 0.339, SLG: 0.421										1 0 0 0 0 0 1
Steve Bedrosian, R (8, 1) OBP: 0.400, SLG: 0.250										0 0 0 0 0 0 0

Inning Stats	R: 0	H: 1	R: 0	H: 0	R: 2	H: 4	R: 0	H: 1	R: 2	H: 3	R: 0	H: 2	R: 0	H: 1	R: 0	H: 0	1B: 11	SF: 1	WP: 0	PA: 39	
E: 0	LOB: 1	E: 0	LOB: 0	E: 0	LOB: 2	E: 0	LOB: 1	E: 0	LOB: 2	E: 0	LOB: 0	E: 0	LOB: 1	E: 0	LOB: 0	E: 0	LOB: 0	2B: 2	SAC: 0	PB: 0	
K: 0	BB: 0	K: 1	BB: 1	K: 1	BB: 0	K: 2	BB: 0	K: 0	BB: 0	K: 2	BB: 0	K: 0	BB: 0	K: 1	BB: 0	K: 1	BB: 0	3B: 0	DP: 0	SB: 2	
S: 4	P: 4	S: 4	P: 8	S: 8	P: 12	S: 6	P: 6	S: 6	P: 6	S: 7	P: 7	S: 4	P: 4	S: 5	P: 5	S: 5	P: 5	HR: 0	HBP: 0	CS: 1	


PITCHER	IP	WLS	BF	H	R	ER	SO	BB	IBB	HBP	BLK	WP	HR	S	P	ERA	WHIP
Dennis Eckersley, R (1, 1) ERA: 4.7	5.0	L	24	9	4	4	3	2	0	0	0	0	0	28	36	7.20	2.200
George Frazier, R (6, 1) ERA: 5.33	2.0		8	3	0	0	4	0	0	0	0	0	0	16	16	0.00	1.500
Ray Fontenot, L (8, 1) ERA: 4.15	2.0		7	1	0	0	1	0	0	0	0	0	0	9	9	0.00	0.500

**TOP**

**Philadelphia Phillies @ Chicago Cubs**  
**Wrigley Field, Chicago, IL**  
 Sat Aug 09 1986, 3:33 AM CDT  
 Att: 33,003 - Unknown

[livebaseballscorecards.com](http://livebaseballscorecards.com)

<b>AB</b>	<b>36</b>
<b>R</b>	<b>4</b>
<b>H</b>	<b>13</b>
<b>RBI</b>	<b>4</b>
<b>BB</b>	<b>2</b>
<b>SO</b>	<b>8</b>
<b>LOB</b>	<b>16</b>



Batter	1	2	3	4	5	6	7	8	9	AB	R	H	RBI	BB	SO	LOB
Bob Demier, R OBP: 0.261, SLG: 0.263 (1, 8)	0-0 6-3		0-0 6-3		0-0 23 S 1B		0-0 4-3			4	0	1	0	0	0	0
23 Ryne Sandberg, R OBP: 0.323, SLG: 0.425 (1, 4)	0-0 HR		4-0 BB		0-0 F8 1-2		0-0 6-3			3	1	1	1	1	0	1
Gary Matthews, R OBP: 0.362, SLG: 0.465 (1, 7)	0-0 L8		0-3 K			0-0 HR		0-0 5-3 1B		4	1	2	1	0	1	1
Jerry Mumphy, S OBP: 0.371, SLG: 0.402 (1, 9)	0-0 4-3			0-3 K		0-0 1B 1B		0-0 5-3 1-2f		4	0	1	0	0	1	1
Leon Durham, L OBP: 0.328, SLG: 0.395 (1, 3)		0-0 G3		0-0 2B		0-0 F8		0-3 K		4	0	1	0	0	1	1
Jody Davis, R OBP: 0.291, SLG: 0.429 (1, 2)		0-0 F5		0-0 5-3		0-0 1-2 1B		0-0 F9		4	0	1	0	0	0	1
Ron Cey, R OBP: 0.383, SLG: 0.522 (1, 5)		0-0 1B 1B		0-3 K		0-0 F9		0-0 F3		4	0	1	0	0	1	3
Shawon Dunston, R OBP: 0.301, SLG: 0.436 (1, 6)		0-0 1-3 1B			0-0 L5	0-0 F9		0-0 1B		4	0	2	0	0	0	2
Dennis Eckersley, R OBP: 0.173, SLG: 0.320 (5, PH) Chris Speier, S OBP: 0.354, SLG: 0.437 (6, 1) George Frazier, R OBP: 0.263, SLG: 0.267 (7, PH) Ray Fontenot, L OBP: 0.200, SLG: 0.200 (8, 1) Thad Bosley, L OBP: 0.370, SLG: 0.337 (9, PH)			0-3 K		0-3 K		0-0 F7		0-0 F8	1	0	0	0	0	1	0

**BOTTOM**

**Philadelphia Phillies @ Chicago Cubs**  
**Wrigley Field, Chicago, IL**  
 Sat Aug 09 1986, 3:33 AM CDT  
 Att: 33,003 - Unknown

livebaseballscorecards.com

<b>AB</b>	<b>35</b>
<b>R</b>	<b>2</b>
<b>H</b>	<b>10</b>
<b>RBI</b>	<b>2</b>
<b>BB</b>	<b>1</b>
<b>SO</b>	<b>6</b>
<b>LOB</b>	<b>11</b>



Inning Stats	R: 1	H: 1	E: 0	K: 0	S: 4	LOB: 0	BB: 0	P: 4	R: 0	H: 2	E: 0	K: 0	S: 4	LOB: 2	BB: 0	P: 4	R: 0	H: 0	E: 0	K: 2	S: 7	LOB: 1	BB: 1	P: 11	R: 0	H: 1	E: 0	K: 2	S: 8	LOB: 1	BB: 0	P: 8	R: 0	H: 1	E: 0	K: 1	S: 6	LOB: 2	BB: 0	P: 6	R: 0	H: 0	E: 0	K: 0	S: 3	LOB: 0	BB: 0	P: 3	R: 0	H: 1	E: 0	K: 1	S: 5	LOB: 0	BB: 0	P: 5	R: 0	H: 1	E: 0	K: 0	S: 4	LOB: 1	BB: 0	P: 4	1B: 7	SF: 0	2B: 2	SAC: 0	3B: 0	DP: 1	HR: 2	HBP: 0	WP: 0	PA: 36
--------------	------	------	------	------	------	--------	-------	------	------	------	------	------	------	--------	-------	------	------	------	------	------	------	--------	-------	-------	------	------	------	------	------	--------	-------	------	------	------	------	------	------	--------	-------	------	------	------	------	------	------	--------	-------	------	------	------	------	------	------	--------	-------	------	------	------	------	------	------	--------	-------	------	-------	-------	-------	--------	-------	-------	-------	--------	-------	--------

PITCHER	IP	WLS	BF	H	R	ER	SO	BB	IBB	HBP	BLK	WP	HR	S	P	ERA	WHIP
Charles Hudson, R ERA: 4.59 (1, 1)	5.1	W	24	8	2	2	5	1	0	0	0	0	2	33	37	3.38	1.688
Kent Tekulve, R ERA: 2.71 (6, 1)	1.2		5	0	0	0	0	0	0	0	0	0	0	5	5	0.00	0.000
Steve Bedrosian, R ERA: 2.8 (8, 1)	2.0	S	7	2	0	0	1	0	0	0	0	0	0	9	9	0.00	1.000



Batter	1	2	3	4	5	6	7	8	9	AB R H RBI BB SO LOB	TOP
Jeff Stone, L (1, 8) OBP: 0.314, SLG: 0.388	0-0 F7			0-0 6-3		0-0 G6-3			0-3 K	4 0 0 0 0 1 1	<b>Philadelphia Phillies @ Chicago Cubs</b> Wrigley Field, Chicago, IL Sun Aug 10 1986, 3:33 AM CDT Att: 30,009 - Unknown
Juan Samuel, R (1, 4) OBP: 0.304, SLG: 0.445	0-0 6-3			0-0 CS 1B		0-0 6-3		0-3 K	4 0 1 0 0 1 0		
Von Hayes, L (1, 3) OBP: 0.371, SLG: 0.428	0-3 K			0-0 1-2 2B			0-0 G5-4-3 1B	0-3 K	4 0 2 0 0 2 0		
Mike Schmidt, R (1, 5) OBP: 0.386, SLG: 0.536		0-0 6-3		0-0 4-3			0-0 F6		3 0 0 0 0 0 2		
Ron Roenicke, S (1, 7) OBP: 0.376, SLG: 0.379		0-0 G3			0-0 F8		0-0 G5-4-3		3 0 0 0 0 0 1		
Glenn Wilson, R (1, 9) OBP: 0.300, SLG: 0.397		0-0 F9			0-0 F7			0-0 FC4-6 1B	3 0 1 0 0 0 0		
Ronn Reynolds, R (1, 2) OBP: 0.318, SLG: 0.476			0-3 K		0-0 1B			0-3 K	3 0 1 0 0 2 1		
Steve Jeltz, S (1, 6) OBP: 0.337, SLG: 0.262			0-0 L5		0-0 F7			0-0 FC4-6	3 0 0 0 0 0 2		
Mike Maddux, L (1, 1) Francisco Melendez, L (6, PH) Tom Hume, R (6, 1) Greg Gross, L (8, PH) Dan Schatzeder, L (8, 1) OBP: 0.389, SLG: 0.316 OBP: 0.538, SLG: 0.714			0-0 6-3			0-0 G6-3 1B		0-3 K	1 0 0 0 0 0 0 1 0 1 0 0 0 0 0 0 0 0 0 0 0 1 0 0 0 0 1 1 0 0 0 0 0 0 0		
<b>Inning Stats</b>	R: 0 H: 0 E: 0 LOB: 0 K: 1 BB: 0 S: 5 P: 5	R: 0 H: 0 E: 0 LOB: 0 K: 0 BB: 0 S: 3 P: 3	R: 0 H: 0 E: 0 LOB: 0 K: 1 BB: 0 S: 5 P: 5	R: 0 H: 2 E: 0 LOB: 1 K: 0 BB: 0 S: 4 P: 4	R: 0 H: 1 E: 0 LOB: 1 K: 0 BB: 0 S: 4 P: 4	R: 0 H: 1 E: 0 LOB: 0 K: 0 BB: 0 S: 3 P: 3	R: 0 H: 1 E: 0 LOB: 0 K: 0 BB: 0 S: 3 P: 3	R: 0 H: 1 E: 0 LOB: 1 K: 2 BB: 0 S: 8 P: 8	R: 0 H: 0 E: 0 LOB: 0 K: 3 BB: 0 S: 9 P: 9	1B: 5 SF: 0 2B: 1 SAC: 0 3B: 0 DP: 2 HR: 0 HBP: 0	WP: 0 PA: 30 PB: 0 SB: 0 CS: 1
<b>PITCHER</b> Ed Lynch, R (1, 1) ERA: 2.98	IP WLS BF H R ER SO BB IBB HBP BLK WP HR S P ERA WHIP										

livebaseballscorecards.com

**AB 30**  
**R 0**  
**H 6**  
**RBI 0**  
**BB 0**  
**SO 7**  
**LOB 8**



Batter	1	2	3	4	5	6	7	8	9	AB	R	H	RBI	BB	SO	LOB
Bob Demier, R OBP: 0.261, SLG: 0.260 (1, 8)	4-0 23 E 23 S HR BB	0-0 5-3			0-0 L4	0-0 CS 1-2	0-0 F5			3	1	0	0	1	0	0
23 Ryne Sandberg, R OBP: 0.326, SLG: 0.426 (1, 4)	0-0 1-3 HR 1B		0-3 K		4-0 S 2B BB		0-0 S 1B			3	2	2	0	1	1	0
Gary Matthews, R OBP: 0.363, SLG: 0.477 Terry Francona, L OBP: 0.263, SLG: 0.267 (1, 7) (8, 7)	0-0 1-H 3-H HR		0-0 1B 1B		0-0 5-3 1-2		0-3 K 1-2			4	1	2	3	0	1	2
Keith Moreland, R OBP: 0.338, SLG: 0.380 (1, 9)	0-0 5-3		0-0 1B		0-0 FC5 2B		0-0 F8			4	0	2	1	0	0	1
Leon Durham, L OBP: 0.327, SLG: 0.391 (1, 3)	0-0 F7		0-0 F7		4-0 IBB		0-0 4-3			3	0	0	0	1	0	1
Jody Davis, R OBP: 0.293, SLG: 0.428 (1, 2)	0-0 1B			4-0 BB	0-0 FC5 2-3f		0-0 5-3			3	0	1	0	1	0	2
Ron Cey, R OBP: 0.378, SLG: 0.514 Chris Speier, R OBP: 0.350, SLG: 0.432 (1, 5) (7, 5)	0-0 F8			0-0 L9		0-0 F5		0-0 F9		3	0	0	0	0	0	2
Shawon Dunston, R OBP: 0.301, SLG: 0.435 (1, 6)		0-0 5-3		0-3 K		0-0 CS 1B				1	0	0	0	0	0	0
Ed Lynch, R (1, 1)		0-0 F9		0-3 K		0-3 K				3	0	0	0	0	2	2


Inning Stats	R: 3	H: 3	E: 0	K: 0	S: 6	LOB: 1	BB: 1	P: 10	R: 0	H: 0	E: 0	K: 0	S: 3	LOB: 0	BB: 0	P: 3	R: 0	H: 2	E: 0	K: 1	S: 6	LOB: 1	BB: 0	P: 6	R: 0	H: 0	E: 0	K: 2	S: 7	LOB: 1	BB: 1	P: 11	R: 1	H: 1	E: 0	K: 0	S: 4	LOB: 2	BB: 2	P: 12	R: 0	H: 1	E: 0	K: 1	S: 5	LOB: 0	BB: 0	P: 5	R: 0	H: 1	E: 0	K: 1	S: 6	LOB: 1	BB: 0	P: 6	R: 0	H: 0	E: 0	K: 0	S: 3	LOB: 0	BB: 0	P: 3
--------------	------	------	------	------	------	--------	-------	-------	------	------	------	------	------	--------	-------	------	------	------	------	------	------	--------	-------	------	------	------	------	------	------	--------	-------	-------	------	------	------	------	------	--------	-------	-------	------	------	------	------	------	--------	-------	------	------	------	------	------	------	--------	-------	------	------	------	------	------	------	--------	-------	------

PITCHER	IP	WLS	BF	H	R	ER	SO	BB	IBB	HBP	BLK	WP	HR	S	P	ERA	WHIP
Mike Maddux, R ERA: 8.1 (1, 1)	5.0	L	24	6	4	4	3	3	1	0	0	0	1	26	42	7.20	1.800
Tom Hume, R ERA: 3.36 (6, 1)	2.0		7	2	0	0	2	0	0	0	0	0	0	11	11	0.00	1.000
Dan Schatzeder, L ERA: 3.29 (8, 1)	1.0		3	0	0	0	0	0	0	0	0	0	0	3	3	0.00	0.000

**BOTTOM**

**Philadelphia Phillies @ Chicago Cubs**  
Wrigley Field, Chicago, IL  
Sun Aug 10 1986, 3:33 AM CDT  
Att. 30,009 - Unknown

AB	30
R	4
H	8
RBI	4
BB	4
SO	5
LOB	11



1B:	6	SF:	0	WP:	0	PA:	35
2B:	1	SAC:	0	PB:	0		
3B:	0	DP:	0	SB:	3		
HR:	1	HBP:	0	CS:	1		

livebaseballscorecards.com



Batter	1	2	3	4	5	6	7	8	9	AB R H RBI BB SO LOB	TOP											
Mookie Wilson, S (1, 8) OBP: 0.355, SLG: 0.474	0-0 4-3		0-0 5-3		4-0 F8 2B S BB	4-0 BB		0-0 1-3		3 1 0 1 2 0 0												
Tim Teufel, R (1, 4) OBP: 0.315, SLG: 0.346	0-0 F9		0-0 F4		0-0 F8	0-3 K		0-0 E 1B 1B		5 1 1 0 0 1 4												
Keith Hernandez, L (1, 3) OBP: 0.394, SLG: 0.439	0-3 K		0-0 L7		0-0 2B	0-3 K		0-0 E4 1B		5 2 2 1 0 2 3												
Gary Carter, R (1, 2) OBP: 0.339, SLG: 0.439		0-0 2B 1B		0-0 F3	0-0 2B	4-0 BB		4-0 1B IBB		3 1 2 2 2 0 0												
Darryl Strawberry, L (1, 9) OBP: 0.377, SLG: 0.525		0-3 K		0-0 F7	0-3 K	0-0 3-1		0-0 1B		5 0 1 2 0 2 5												
Kevin Mitchell, R (1, 7) OBP: 0.373, SLG: 0.507		0-3 K		4-0 2B BB	0-3 K		4-0 G6-4-3 BB	0-0 5-3		3 1 0 0 2 2 4												
Ray Knight, R (1, 5) OBP: 0.350, SLG: 0.436		0-0 1-H 2B		0-0 1-H 2B		0-0 E6 SH 1B BB	0-0 G6-4-3	0-0 6-3		5 1 2 2 0 0 1												
Rafael Santana, R (1, 6) OBP: 0.265, SLG: 0.215		4-0 IBB		4-0 IBB		0-0 BB SH BB 1B	0-0 L6	0-0 F7		3 1 1 0 2 0 0												
Dwight Gooden, R (1, 1) OBP: 0.119, SLG: 0.123		0-3 K		0-3 K		0-0 SH BB BB		0-0 F2	0-0 F8	4 0 0 0 0 2 4												
<b>Inning Stats</b>	R: 0 E: 0 K: 1 S: 5	H: 0 LOB: 0 BB: 0 P: 5	R: 1 E: 0 K: 3 S: 11	H: 2 LOB: 2 BB: 1 P: 15	R: 0 E: 0 K: 0 S: 3	H: 0 LOB: 0 BB: 0 P: 3	R: 1 E: 0 K: 1 S: 6	H: 1 LOB: 2 BB: 2 P: 14	R: 2 E: 0 K: 2 S: 10	H: 2 LOB: 1 BB: 1 P: 13	R: 2 E: 2 K: 2 S: 10	H: 1 LOB: 3 BB: 2 P: 18	R: 0 E: 0 K: 0 S: 2	H: 0 LOB: 0 BB: 1 P: 6	R: 2 E: 1 K: 0 S: 6	H: 3 LOB: 2 BB: 1 P: 10	R: 0 E: 0 K: 0 S: 3	H: 0 LOB: 0 BB: 0 P: 3	1B: 5 2B: 4 3B: 0 HR: 0	SF: 0 SAC: 1 DP: 1 HBP: 0	WP: 0 PB: 0 SB: 1 CS: 0	PA: 45
<b>PITCHER</b>	IP WLS BF H R ER SO BB IBB HBP BLK WP HR S P ERA WHIP																					
Don Carman, L (1, 1) ERA: 3.62	5.0 L 24 5 4 4 7 2 2 0 0 0 0 34 50 7.20 1.400																					
Tom Hume, R (6, 1) ERA: 3.24	2.0 11 1 2 0 2 3 0 0 0 0 0 12 24 0.00 2.000																					
Dan Schatzeder, L (8, 1) ERA: 3.51	1.0 7 3 2 2 0 0 0 1 0 0 0 6 10 18.00 3.000																					
Michael Jackson, R (9, 1) ERA:	1.0 3 0 0 0 0 0 0 0 0 0 0 3 3 0.00 0.000																					

**New York Mets @ Philadelphia Phillies**  
 Veterans Stadium, Philadelphia, PA  
 Mon Aug 11 1986, 7:05 PM EDT  
 Att: 43,133 - Unknown

livebaseballscorecards.com

<b>AB</b>	36
<b>R</b>	8
<b>H</b>	9
<b>RBI</b>	8
<b>BB</b>	8
<b>SO</b>	9
<b>LOB</b>	21



Batter	1	2	3	4	5	6	7	8	9	AB	R	H	RBI	BB	SO	LOB
<b>Gary Redus, R</b> (1, 7) OBP: 0.329, SLG: 0.464	0-0 F9		0-0 F8		0-0 SF8			0-3 K	0-0 5-3	4	0	0	1	0	1	1
<b>Jeff Stone, L</b> (1, 8) OBP: 0.317, SLG: 0.388 <b>Ron Roenicke, S</b> (2, 8) OBP: 0.372, SLG: 0.373	1-0 L8-3 HBP		0-0 G3		0-3 K			0-0 F9		0	0	0	0	0	0	0
<b>Juan Samuel, R</b> (1, 4) OBP: 0.303, SLG: 0.446	0-0 L8-3			0-0 F9				0-0 2B		4	0	1	0	0	0	1
<b>Von Hayes, L</b> (1, 3) OBP: 0.372, SLG: 0.431		0-0 1B		0-0 1B				0-0 F9		4	1	2	0	0	0	1
<b>Glenn Wilson, R</b> (1, 9) OBP: 0.305, SLG: 0.401		0-0 1B		0-3 K				0-0 1B	0-0 HR	4	1	3	1	0	1	1
<b>Rick Schu, R</b> (1, 5) OBP: 0.337, SLG: 0.434		0-3 K		0-3 K				0-0 F7	0-0 HR	4	1	1	2	0	2	3
<b>John Russell, R</b> (1, 2) OBP: 0.297, SLG: 0.451		0-3 K		0-0 FC1-6 1B				0-3 K	0-3 K	4	1	1	0	0	3	1
<b>Steve Jeltz, S</b> (1, 6) OBP: 0.336, SLG: 0.262		0-3 K		0-0 FC1-6 1B				0-3 K	0-0 F7	4	0	1	0	0	2	1
<b>Don Carman, L</b> (1, 1) <b>Francisco Melendez, L</b> (5, PH) <b>Tom Hume, R</b> (6, 1) <b>Dan Schatzeder, L</b> (7, PH) <b>Michael Jackson, R</b> (8, 1) <b>Greg Gross, L</b> (9, PH)			0-0 G3		0-0 FC1-6			0-0 F7	0-0 E4	1	0	0	0	0	0	0

Inning Stats	R: 0	H: 0	E: 0	K: 0	S: 2	R: 1	H: 2	E: 0	K: 3	S: 11	R: 0	H: 0	E: 0	K: 0	S: 3	R: 0	H: 1	E: 0	K: 2	S: 8	R: 1	H: 2	E: 0	K: 1	S: 7	R: 0	H: 1	E: 0	K: 0	S: 4	R: 0	H: 0	E: 0	K: 2	S: 7	R: 0	H: 1	E: 0	K: 1	S: 6	R: 2	H: 2	E: 1	K: 1	S: 8	1B: 6	SF: 1	2B: 3	SAC: 0	3B: 0	DP: 1	HR: 1	HBP: 1	WP: 0	PA: 37
<b>PITCHER</b> <b>Dwight Gooden, R</b> (1, 1) ERA: 3.1	IP	WLS	BF	H	R	ER	SO	BB	IBB	HBP	BLK	WP	HR	S	P	ERA	WHIP																																						


**BOTTOM**

**New York Mets @ Philadelphia Phillies**  
Veterans Stadium, Philadelphia, PA


Mon Aug 11 1986, 7:05 PM EDT  
Att. 43,133 - Unknown

livebaseballscorecards.com

AB	35
R	4
H	9
RBI	4
BB	0
SO	10
LOB	12





Batter	1	2	3	4	5	6	7	8	9	AB R H RBI BB SO LOB	TOP	
Lenny Dykstra, L (1, 8) OBP: 0.401, SLG: 0.498	0-0 HR		4-0 BB		0-0 F8		0-3 K			3 1 1 1 1 1 2		
Wally Backman, S (1, 4) OBP: 0.376, SLG: 0.382	4-0 G5-4-3 BB		0-0 E9 1B		0-0 B3		0-0 1B			3 0 2 0 1 0 1		
Keith Hernandez, L (1, 3) OBP: 0.390, SLG: 0.435	0-3 K		0-0 F8		0-3 K		0-0 F7			4 0 0 0 0 2 6		
Gary Carter, R (1, 2) OBP: 0.340, SLG: 0.436	0-0 G5-4-3 1-2f			4-0 E BB		0-0 F9		1-0 FC6-4 HBP		2 0 0 0 1 0 1		
Darryl Strawberry, L (1, 9) OBP: 0.373, SLG: 0.518		0-3 K		0-0 F7		0-0 G3		0-0 FC6-4 L5-3 1-2f		4 0 0 0 0 1 2		
Mookie Wilson, S (1, 7) OBP: 0.353, SLG: 0.470		0-0 F7		0-3 K		0-0 1B		0-0 L5-3 1-2		4 0 1 0 0 1 2		
Howard Johnson, S (1, 5) OBP: 0.360, SLG: 0.503		0-0 F4		0-0 E6 1B		0-3 K			0-3 K	4 0 1 0 0 2 1	AB 32 R 1 H 6 RBI 1 BB 3 SO 10 LOB 18	
Rafael Santana, R (1, 6) OBP: 0.262, SLG: 0.213 Ray Knight, R (9, PH) OBP: 0.349, SLG: 0.434			0-3 K	0-0 F6		0-0 E6 1B		0-3 K	0-3 K	3 0 0 0 0 1 2 1 0 0 0 0 1 0		
Rick Aguilera, R (1, 1) OBP: 0.250, SLG: 0.351 Danny Heep, L (7, PH) OBP: 0.390, SLG: 0.410 Doug Sisk, R (7, 1) Lee Mazzilli, S (9, PH) OBP: 0.392, SLG: 0.292			0-0 5-3		0-0 B3 1B		0-3 K		0-0 F8	2 0 1 0 0 0 0 1 0 0 0 0 1 1 0 0 0 0 0 0 0 1 0 0 0 0 0 0		
<b>Inning Stats</b>	R: 1 H: 1 E: 0 LOB: 0 K: 1 BB: 1 S: 5 P: 9	R: 0 H: 0 E: 0 LOB: 0 K: 1 BB: 0 S: 5 P: 5	R: 0 H: 1 E: 1 LOB: 2 K: 1 BB: 1 S: 6 P: 10	R: 0 H: 1 E: 1 LOB: 2 K: 1 BB: 1 S: 6 P: 10	R: 0 H: 1 E: 0 LOB: 1 K: 1 BB: 0 S: 6 P: 6	R: 0 H: 1 E: 0 LOB: 1 K: 1 BB: 0 S: 6 P: 6	R: 0 H: 1 E: 1 LOB: 2 K: 2 BB: 0 S: 9 P: 9	R: 0 H: 0 E: 0 LOB: 0 K: 0 BB: 0 S: 2 P: 3	R: 0 H: 0 E: 0 LOB: 0 K: 2 BB: 0 S: 7 P: 7	1B: 5 SF: 0 2B: 1 SAC: 0 3B: 0 DP: 2 HR: 1 HBP: 1	WP: 0 PA: 36 PB: 0 SB: 0 CS: 0	
<b>PITCHER</b> Kevin Gross, R (1, 1) ERA: 3.84	IP WLS BF H R ER SO BB IBB HBP BLK WP HR S P ERA WHIP	9.0 W 36 6 1 1 10 3 0 1 0 0 1 52 65 1.00 1.000										

**New York Mets @ Philadelphia Phillies**  
**Veterans Stadium, Philadelphia, PA**  
 Tue Aug 12 1986, 7:05 PM EDT  
 Att: 36,442 - Unknown

[livebaseballscorecards.com](http://livebaseballscorecards.com)

Batter	1	2	3	4	5	6	7	8	9
<b>Gary Redus, R</b> OBP: 0.327, SLG: 0.456 (1, 7) SS	0-3 K		4-0 E 3B BB	0-0 F3			0-0 4-3 2-3		
<b>Juan Samuel, R</b> OBP: 0.300, SLG: 0.441 (1, 4) X	0-0 F9		0-0 E5 1-2 3B		0-3 K		0-0 F8		
<b>Von Hayes, L</b> OBP: 0.373, SLG: 0.435 (1, 3) BBB	4-0 HBP BB		0-0 SF8 1-H 2-H 3B		0-3 K		0-0 3-1		
<b>Mike Schmidt, R</b> OBP: 0.384, SLG: 0.533 (1, 5) H	1-0 1-2 HBP		0-0 SF8 3-H		0-0 6-3		0-0 F9		
<b>Glenn Wilson, R</b> OBP: 0.302, SLG: 0.397 (1, 9) X	0-0 F3		0-0 5-3		0-0 6-3		0-0 1-3		
<b>Ron Roenicke, S</b> OBP: 0.368, SLG: 0.368 (1, 8) X		0-0 4-3	0-0 6-3		0-0 B1				
<b>John Russell, R</b> OBP: 0.298, SLG: 0.447 (1, 2) X		0-0 5-3		4-0 SH3-4 BB	0-3 K				
<b>Steve Jeltz, S</b> OBP: 0.339, SLG: 0.269 (1, 6) X		0-0 2B		0-0 F7		0-0 4-3 SH3-4 1B			
<b>Kevin Gross, R</b> OBP: 0.179, SLG: 0.273 (1, 1) X		0-0 F7		0-0 SH3-4 1-2		0-0 SH3-4 1-2			

Inning Stats		R: 0	H: 0	E: 0	K: 1	S: 5	R: 0	H: 1	E: 0	K: 0	S: 4	R: 3	H: 1	E: 1	K: 0	S: 5	R: 0	H: 0	E: 0	K: 2	S: 7	R: 0	H: 0	E: 0	K: 1	S: 5	R: 0	H: 1	E: 0	K: 0	S: 4	R: 0	H: 0	E: 0	K: 0	S: 3											
PITCHER		IP	WLS	BF	H	R	ER	SO	BB	IBB	HBP	BLK	WP	HR	S	P	ERA	WHIP	PITCHER										IP	WLS	BF	H	R	ER	SO	BB	IBB	HBP	BLK	WP	HR	S	P	ERA	WHIP		
<b>Rick Aguilar, R</b> ERA: 3.88 (1, 1)		6.0	L	25	2	3	2	4	3	0	1	0	0	0	29	42	3.00	0.833																													
<b>Doug Sisk, R</b> ERA: 2.87 (7, 1)		2.0		7	1	0	0	0	0	0	0	0	0	0	7	7	0.00	0.500																													

**BOTTOM**


**New York Mets @ Philadelphia Phillies**  
Veterans Stadium, Philadelphia, PA

Tue Aug 12 1986, 7:05 PM EDT  
Att. 36,442 - Unknown

AB 25  
R 3  
H 3  
RBI 3  
BB 3  
SO 4  
LOB 8

livebaseballscorecards.com

WP: 0 PA: 32  
PB: 0  
SB: 0  
CS: 0



AB	R	H	RBI	BB	SO	LOB
3	1	0	0	1	1	2
4	1	0	0	0	1	2
3	1	1	2	1	1	0
2	0	0	1	0	0	0
4	0	0	0	0	0	2
3	0	0	0	0	0	0
2	0	0	0	1	1	0
3	0	2	0	0	0	1
1	0	0	0	0	0	1





Batter	1	2	3	4	5	6	7	8	9
<b>Gary Redus, R</b> OBP: 0.338, SLG: 0.472 (1, 7)	4-0 S 1B BB	4-0 1B BB		4-0 CS BB		0-0 2-H HR		0-3 K	
<b>Juan Samuel, R</b> OBP: 0.302, SLG: 0.443 (1, 4)	0-0 4-3	0-0 FC4-6 1B		0-3 K 1-2		0-3 K		0-0 2B	
<b>Steve Bedrosian, R</b> OBP: 0.400, SLG: 0.250 (9, 1)									
<b>Von Hayes, L</b> OBP: 0.371, SLG: 0.432 (1, 3)	0-0 HR 1B 3-H	0-0 F6			0-0 F3		0-0 F5	0-0 F7	
<b>Mike Schmidt, R</b> OBP: 0.388, SLG: 0.543 (1, 5)	0-0 HR 1-H	0-0 FC4-6 1-2f			0-0 FC6-4 1B		0-0 BB 1B		
<b>Glenn Wilson, R</b> OBP: 0.301, SLG: 0.395 (1, 9)	0-0 1B G3 1B		0-0 1-3		0-0 FC6-4 FC5-4 1-2		0-3 K		
<b>Ron Roenicke, S</b> OBP: 0.374, SLG: 0.386 (1, 8)	0-0 G3 1B 1-3		0-0 HR		0-0 FC5-4 1-2f		4-0 BB 1-2		
<b>John Russell, R</b> OBP: 0.293, SLG: 0.438 (1, 2)	0-0 G3 1-2		0-0 3-1			0-0 F9	0-0 F3		
<b>Steve Jeltz, S</b> OBP: 0.338, SLG: 0.272 (1, 6)	0-3 K 3-H		0-0 5-3			0-0 HR 2B		0-3 K	
<b>Bruce Ruffin, S</b> OBP: 0.077, SLG: 0.115 (1, 1)				0-0 1-3		0-3 K		0-0 HR	
<b>Luis Aguayo, R</b> OBP: 0.238, SLG: 0.330 (8, PH) (9, 4)									

Inning Stats	R: 4	H: 4	E: 0	LOB: 1	K: 1	P: 13	R: 0	H: 1	E: 0	LOB: 2	K: 1	P: 10	R: 1	H: 1	E: 0	LOB: 0	K: 0	P: 4	R: 0	H: 1	E: 0	LOB: 1	K: 0	P: 4	R: 2	H: 2	E: 0	LOB: 0	K: 2	P: 9	R: 0	H: 1	E: 0	LOB: 2	K: 1	P: 10	R: 1	H: 2	E: 0	LOB: 1	K: 2	P: 9				
	S: 9	BB: 1	S: 9	BB: 1	S: 6	BB: 1	S: 6	BB: 1	S: 4	BB: 1	S: 4	BB: 1	S: 4	BB: 0	S: 4	BB: 0	S: 4	BB: 0	S: 4	BB: 1	S: 4	BB: 0	S: 4	BB: 0	S: 9	BB: 0	S: 9	BB: 0	S: 6	BB: 1	S: 6	BB: 1	S: 9	BB: 1	S: 9	BB: 0	S: 9	BB: 0	S: 9	BB: 0	S: 9	BB: 0	S: 9	BB: 0	S: 9	BB: 0

PITCHER	IP	WLS	BF	H	R	ER	SO	BB	IBB	HBP	BLK	WP	HR	S	P	ERA	WHIP
<b>Bob Ojeda, L</b> ERA: 2.75 (1, 1)	6.0	L	29	9	7	7	5	3	0	0	0	0	3	36	48	10.50	2.000
<b>Randy Myers, L</b> ERA: 2.35 (7, 1)	2.0		10	3	1	1	3	1	0	0	0	0	1	15	19	4.50	2.000

AB	R	H	RBI	BB	SO	LOB
2	2	1	2	3	1	0
5	0	2	0	0	2	2
0	0	0	0	0	0	0
5	1	1	1	0	0	3
4	1	3	2	0	0	2
4	1	1	0	0	1	2
3	1	2	1	1	0	1
4	0	0	1	0	0	3
4	1	1	0	0	2	1
3	0	0	0	0	2	1
1	1	1	1	0	0	0

**BOTTOM**

**New York Mets @ Philadelphia Phillies**  
Veterans Stadium, Philadelphia, PA

Wed Aug 13 1986, 7:05 PM EDT  
Att. 39,041 - Unknown

livebaseballscorecards.com

<b>AB</b>	<b>35</b>
<b>R</b>	<b>8</b>
<b>H</b>	<b>12</b>
<b>RBI</b>	<b>8</b>
<b>BB</b>	<b>4</b>
<b>SO</b>	<b>8</b>
<b>LOB</b>	<b>15</b>



<b>WP</b> : 0	<b>PA</b> : 39
<b>PB</b> : 0	
<b>SB</b> : 1	
<b>CS</b> : 1	

PITCHER	IP	WLS	BF	H	R	ER	SO	BB	IBB	HBP	BLK	WP	HR	S	P	ERA	WHIP
<b>Bob Ojeda, L</b> ERA: 2.75 (1, 1)	6.0	L	29	9	7	7	5	3	0	0	0	0	3	36	48	10.50	2.000
<b>Randy Myers, L</b> ERA: 2.35 (7, 1)	2.0		10	3	1	1	3	1	0	0	0	0	1	15	19	4.50	2.000





BOTTOM

Pittsburgh Pirates @ Philadelphia Phillies  
Veterans Stadium, Philadelphia, PA  
Thu Aug 14 1986, 3:33 AM EDT  
Att. 20,643 - Unknown

livebaseballscorecards.com

AB	32
R	8
H	10
RBI	8
BB	6
SO	4
LOB	10



AB	R	H	RBI	BB	SO	LOB
4	2	2	2	1	0	1
5	2	2	1	0	0	1
3	2	3	2	2	0	0
3	0	0	0	1	0	3
4	1	2	2	0	0	0
3	0	1	1	1	0	0
4	0	0	0	0	1	4
3	1	0	0	1	1	1
1	0	0	0	0	1	0
0	0	0	0	0	0	0
1	0	0	0	0	0	0
0	0	0	0	0	0	0
1	0	0	0	0	1	0
0	0	0	0	0	0	0

Batter	1	2	3	4	5	6	7	8	9
Gary Redus, R OBP: 0.343, SLG: 0.502 (1, 7)	0-0 6-3 ①		0-0 F8 ②		0-0 HR BB	4-0 E S BB		0-0 HR	
Juan Samuel, R OBP: 0.303, SLG: 0.447 (1, 4)	0-0 5-3 ②		0-0 1B 3B		0-0 S S E 1B	0-0 2-3 ③		0-0 F7 ③	
Von Hayes, L OBP: 0.378, SLG: 0.444 (1, 3)	4-0 BB		0-0 3-H 1B		4-0 S E BB		0-0 G6-4-3 1B		0-0 HR
Mike Schmidt, R OBP: 0.386, SLG: 0.539 (1, 5)	0-0 F8 ③		0-0 F4 ③		4-0 E 1-2 2-3 IBB		0-0 G6-4-3 ① ②		
Glenn Wilson, R OBP: 0.303, SLG: 0.399 (1, 9)		0-0 F7 ①		0-0 6-3 ①	0-0 E8 1B		0-0 1B 2B		
Ron Roenicke, S OBP: 0.375, SLG: 0.385 (1, 8)		0-0 F4 ②		0-0 G3 ②	4-0 G6-4-3 IBB		0-0 2-H 1B		
John Russell, R OBP: 0.288, SLG: 0.430 (1, 2)		0-0 3-1 ③		0-0 E6	0-0 G6-4-3 ② ③		0-3 K		
Steve Jeltz, S OBP: 0.337, SLG: 0.269 (1, 6)			4-0 F8 SH1-4 3B BB	0-3 K		0-0 6-3 ①		0-0 4-3 ①	
Charles Hudson, S OBP: 0.076, SLG: 0.051 (1, 1)					0-3 K	0-0 F7 ②		0-3 K	
Michael Jackson, R (6, 1)									
Francisco Melendez, L OBP: 0.250, SLG: 0.250 (6, PH)									
Dan Schatzeder, L OBP: 0.076, SLG: 0.051 (7, 1)									
Greg Gross, L OBP: 0.381, SLG: 0.309 (8, PH)									
Kent Tekulve, R (9, 1)									

Inning Stats	R: 0	H: 0	E: 0	K: 0	S: 3	LOB: 1	BB: 1	P: 7
	R: 0	H: 0	E: 0	K: 0	S: 3 <td>LOB: 0</td> <td>BB: 0</td> <td>P: 3 </td>	LOB: 0	BB: 0	P: 3
	R: 2	H: 2	E: 0	K: 0	S: 5 <td>LOB: 1</td> <td>BB: 1</td> <td>P: 9 </td>	LOB: 1	BB: 1	P: 9
	R: 0	H: 0	E: 1	K: 1	S: 6 <td>LOB: 1</td> <td>BB: 0</td> <td>P: 6 </td>	LOB: 1	BB: 0	P: 6
	R: 3	H: 3	E: 1	K: 1	S: 7 <td>LOB: 2</td> <td>BB: 3</td> <td>P: 19 </td>	LOB: 2	BB: 3	P: 19
	R: 0	H: 0	E: 0	K: 0	S: 3 <td>LOB: 1</td> <td>BB: 1</td> <td>P: 7 </td>	LOB: 1	BB: 1	P: 7
	R: 1	H: 3	E: 0	K: 1	S: 7 <td>LOB: 1</td> <td>BB: 0</td> <td>P: 7 </td>	LOB: 1	BB: 0	P: 7
	R: 1	H: 1	E: 0	K: 1	S: 6 <td>LOB: 0</td> <td>BB: 0</td> <td>P: 6 </td>	LOB: 0	BB: 0	P: 6
	R: 1	H: 1	E: 0	K: 0	S: 1 <td>LOB: 0</td> <td>BB: 0</td> <td>P: 1 </td>	LOB: 0	BB: 0	P: 1

PITCHER	IP	WLS	BF	H	R	ER	SO	BB	IBB	HBP	BLK	WP	HR	S	P	ERA	WHIP
Bob Walk, R ERA: 3.65 (1, 1)	6.0		30	6	6	6	2	4	2	0	0	0	1	28	52	9.00	1.667
Cecilio Guante, R ERA: 3.48 (7, 1)	1.0		4	2	0	0	1	0	0	0	0	0	0	6	6	0.00	2.000
Barry Jones, R ERA: 3.57 (8, 1)	1.0	L	5	2	2	2	1	0	0	0	0	0	2	7	7	18.00	2.000

1B	2B	3B	HR	SF	SAC	DP	HBP
5	1	1	3	0	1	2	0

WP	HR	S	P	ERA	WHIP
0	0	0	0	0	0

WP	PA
0	39

WP	HR	S	P	ERA	WHIP
0	0	0	0	0	0



Batter	1	2	3	4	5	6	7	8	9	AB R H RBI BB SO LOB	TOP																		
Barry Bonds, L (1, 8) OBP: 0.343, SLG: 0.496	0-0 3B 2B	0-3 K		4-0 CS BB			0-0 B2-3		4-0 S 1B SF7 BB	3 2 1 0 2 1 0																			
Bobby Bonilla, S (1, 7) OBP: 0.364, SLG: 0.363 Bill Almon, R (4, 7) OBP: 0.321, SLG: 0.389	0-0 1B 3B	0-0 F9		0-3 K 1-2			0-0 1-3		0-0 S 1B	3 1 1 1 0 1 1 2 0 1 0 0 0 0																			
Johnny Ray, S (1, 4) OBP: 0.377, SLG: 0.415	0-0 BB 1B	0-0 F5		0-0 6-3			0-0 1B 1B		4-0 1B IBB	4 1 2 1 1 0 0																			
Mike Diaz, R (1, 3) OBP: 0.358, SLG: 0.558 Sid Bream, L (7, PH) OBP: 0.347, SLG: 0.458	4-0 1B BB E BB		0-0 6-3		0-3 K		0-0 1-2 1B		0-0 SF7	2 1 0 0 1 1 0 1 0 1 1 0 0 0																			
Jim Morrison, R (1, 5) OBP: 0.331, SLG: 0.449	0-0 F9		0-3 K		0-0 F7		0-0 F8		0-0 4-3	5 0 0 0 0 1 6																			
Tony Peña, R (1, 2) OBP: 0.340, SLG: 0.389	4-0 E BB		0-0 HR		0-0 F7			0-0 4-3		3 1 1 1 1 0 0																			
R.J. Reynolds, S (1, 9) OBP: 0.347, SLG: 0.441	0-0 E7 1B		0-0 2B		0-0 4-3			0-0 F7		4 0 2 1 0 0 0																			
Rafael Belliard, R (1, 6) OBP: 0.297, SLG: 0.258	4-0 IBB		4-0 IBB		0-0 F5			0-0 6-3		2 0 0 0 2 0 0																			
Mike Bielecki, R (1, 1) OBP: 0.075, SLG: 0.051 Joe Orsulak, L (6, PH) OBP: 0.308, SLG: 0.357 Cecilio Guante, R (6, 1) U L Washington, S (9, PH) OBP: 0.327, SLG: 0.294 Don Robinson, R (9, 1) OBP: 0.500, SLG: 0.500	0-0 F8		0-0 F3		0-0 F7			0-0 6-3		2 0 0 0 0 0 4 1 0 0 0 0 0 0 0 0 0 0 0 0 0 1 0 0 0 0 0 0 0 0 0 0 0 0 0																			
<b>Inning Stats</b>	R: 4 E: 1 K: 0 S: 6	H: 4 LOB: 2 BB: 3 P: 18	R: 0 E: 0 K: 1 S: 5	H: 0 LOB: 0 BB: 0 P: 5	R: 1 E: 0 K: 1 S: 7	H: 2 LOB: 2 BB: 1 P: 11	R: 0 E: 0 K: 1 S: 4	H: 0 LOB: 0 BB: 1 P: 8	R: 0 E: 0 K: 1 S: 5	H: 0 LOB: 0 BB: 0 P: 5	R: 0 E: 0 K: 0 S: 3	H: 0 LOB: 0 BB: 0 P: 3	R: 0 E: 0 K: 0 S: 5	H: 2 LOB: 2 BB: 0 P: 5	R: 0 E: 0 K: 0 S: 3	H: 0 LOB: 0 BB: 0 P: 3	R: 1 E: 0 K: 0 S: 4	H: 1 LOB: 2 BB: 2 P: 12	1B: 5 2B: 2 3B: 1 HR: 1	SF: 1 SAC: 0 DP: 0 HBP: 0	WP: 0 PB: 0 SB: 2 CS: 1	PA: 41							
<b>PITCHER</b>	IP WLS BF H R ER SO BB IBB HBP BLK WP HR S P ERA WHIP																												
Don Carman, L (1, 1) ERA: 3.98	4.0		21	6	5	5	3	3	2	0	0	0	0	1	22	42	11.25	2.250											
Michael Jackson, R (5, 1) ERA: 2.25	2.0		6	0	0	0	1	0	0	0	0	0	0	0	8	8	0.00	0.000											
Kent Tekulve, R (7, 1) ERA: 2.61	2.0		8	2	0	0	0	0	0	0	0	0	0	0	8	8	0.00	1.000											
Dan Schatzeder, L (9, 1) ERA: 3.49	1.0	L	6	1	1	1	0	1	1	0	0	0	0	0	4	12	9.00	2.000											

Pittsburgh Pirates @ Philadelphia Phillies  
Veterans Stadium, Philadelphia, PA  
Fri Aug 15 1986, 3:33 AM EDT  
Unknown

livebaseballscorecards.com

AB	33
R	6
H	9
RBI	5
BB	7
SO	4
LOB	11



Batter	1	2	3	4	5	6	7	8	9	AB	R	H	RBI	BB	SO	LOB
<b>Gary Redus, R</b> OBP: 0.340, SLG: 0.493 (1, 7) X	0-0 F7 ①		0-3 K ① X	0-0 F3 ③		H 1-0 K HBP		0-3 K ②		4	0	0	0	0	2	1
<b>Juan Samuel, R</b> OBP: 0.302, SLG: 0.444 (1, 4) X	0-0 5-3 ②		0-0 4-3 1B		0-3 K ①	0-3 K ②		0-0 6-3 ③		5	0	1	0	0	2	1
<b>Von Hayes, L</b> OBP: 0.376, SLG: 0.439 (1, 3) X	0-0 4-3 ③		0-0 4-3 ②		4-0 2B BB	0-3 K ③		0-0 F7 ①		4	1	0	0	1	1	2
<b>Mike Schmidt, R</b> OBP: 0.387, SLG: 0.542 (1, 5) X		0-0 F8 ①	0-3 K ③		0-0 2B BB 1-H		0-0 2B ①		0-0 6-3 ②	5	0	2	1	0	1	1
<b>Glenn Wilson, R</b> OBP: 0.304, SLG: 0.400 (1, 9) X		0-0 E4 2B PB		0-0 B3 2B	0-0 F4 ②		0-3 K ①		4-0 1B BB	4	2	1	0	1	1	2
<b>Ron Roenicke, S</b> OBP: 0.383, SLG: 0.393 (1, 8) X		0-0 PB BLK 2B		0-0 B3 ①	4-0 BB IBB		4-0 IBB		0-0 1B	3	1	2	0	2	0	1
<b>John Russell, R</b> OBP: 0.290, SLG: 0.425 (1, 2) X		0-0 F3 ②		4-0 3B BB	4-0 BB		0-0 F4 ②		0-0 3-1 ③	3	1	0	0	2	0	5
<b>Steve Jeltz, S</b> OBP: 0.339, SLG: 0.276 (1, 6) X		4-0 BLK BB		0-0 3B 1-H 3-H	0-0 F8 ③		0-0 F6 ③			3	0	1	2	1	0	5
<b>Don Carman, L</b> (1, 1) X <b>Jeff Stone, L</b> (4, PH) <b>Michael Jackson, R</b> (5, 1) <b>Milt Thompson, L</b> (6, PH) <b>Kent Tekulve, R</b> (7, 1) <b>Greg Gross, L</b> (8, PH) <b>Dan Schatzeder, L</b> (9, 1) X		0-0 4-3 ③		0-0 4-3 ②		0-3 K ①		0-0 F8 ①		1	0	0	0	0	0	1

**BOTTOM**

**Pittsburgh Pirates @ Philadelphia Phillies**  
**Veterans Stadium, Philadelphia, PA**  
 Fri Aug 15 1986, 3:33 AM EDT  
 Unknown

livebaseballscorecards.com

<b>AB</b>	<b>35</b>
<b>R</b>	<b>5</b>
<b>H</b>	<b>7</b>
<b>RBI</b>	<b>3</b>
<b>BB</b>	<b>7</b>
<b>SO</b>	<b>8</b>
<b>LOB</b>	<b>20</b>



Inning Stats																																																																																									
R: 0		H: 0		E: 0		K: 0		S: 3		R: 2		H: 1		E: 1		K: 0		S: 5		R: 0		H: 1		E: 0		K: 2		S: 8		R: 2		H: 2		E: 0		K: 0		S: 5		R: 1		H: 1		E: 0		K: 1		S: 6		R: 0		H: 0		E: 0		K: 3		S: 9		R: 0		H: 1		E: 0		K: 1		S: 5		R: 0		H: 0		E: 0		K: 0		S: 4		R: 0		H: 1		E: 0		K: 0		S: 4	
PITCHER		IP	WLS	BF	H	R	ER	SO	BB	IBB	HBP	BLK	WP	HR	S	P	ERA	WHIP																																																																							
<b>Mike Bielecki, R</b> (1, 1) ERA: 4.79		5.0		26	5	5	3	3	4	1	0	1	0	0	27	47	5.40	1.800																																																																							
<b>Cecilio Guante, R</b> (6, 1) ERA: 3.35		3.0	W	12	1	0	0	5	0	1	1	0	0	0	20	25	0.00	0.333																																																																							
<b>Don Robinson, R</b> (9, 1) ERA: 3.43		1.0	S	5	1	0	0	0	1	0	0	0	0	0	4	8	0.00	2.000																																																																							



Batter	1	2	3	4	5	6	7	8	9	AB R H RBI BB SO LOB	TOP	
Joe Orsulak, L (1, 9) OBP: 0.307, SLG: 0.355	0-0 4-3 SF7 1B		0-0 6-3			0-0 L1		0-0 F8		4 1 1 0 0 0 2		
Barry Bonds, L (1, 8) OBP: 0.338, SLG: 0.488	0-0 4-3 1-3		0-0 4-3			0-0 6-3		0-0 1-3		4 0 0 1 0 0 2		
Johnny Ray, S (1, 4) OBP: 0.378, SLG: 0.417	0-0 SF7 3-H			0-0 5-3		0-0 1B 1B		0-0 1B 1B		3 0 2 1 0 0 0		
Sid Bream, L (1, 3) OBP: 0.346, SLG: 0.456 Don Robinson, R (8, 1) OBP: 0.500, SLG: 0.500	0-0 6-3			0-0 G3		0-0 1B 1B		0-0 F8		4 0 1 0 0 0 1 0 0 0 0 0 0 0		
Bobby Bonilla, S (1, 7) OBP: 0.361, SLG: 0.360 Barry Jones, R (7, 1) Pat Clements, R (8, 1) Benny Distefano, L (8, 3)		0-3 K		0-0 F9		0-0 4-3		0-0 F8		3 0 0 0 0 0 1 2 0 0 0 0 0 0 0 0 0 0 0 0 0 0 0 0 1 0 0 0 0 0 0 0		
Jim Morrison, R (1, 5) OBP: 0.328, SLG: 0.444		0-0 6-3			0-0 5-3		0-0 6-3		0-0 6-3	4 0 0 0 0 0 0		
Junior Ortiz, R (1, 2) OBP: 0.367, SLG: 0.386 Mike Diaz, R (9, PH) OBP: 0.355, SLG: 0.552		0-3 K		4-0 FC6-4 BB		0-0 6-3		0-3 K		2 0 0 0 1 1 0 1 0 0 0 0 1 0		
U L Washington, S (1, 6) OBP: 0.317, SLG: 0.284			0-0 L7		0-0 FC6-4 1-2f		0-0 F7			3 0 0 0 0 0 1		
Jim Winn, R (1, 1) OBP: 0.077, SLG: 0.154 R.J. Reynolds, S (7, 7) OBP: 0.348, SLG: 0.446			0-0 6-3 2B		0-3 K		0-0 F8 1-3 2B			2 0 1 0 0 1 1 1 1 1 0 0 0 0		
<b>Inning Stats</b>	R: 1 H: 1 E: 0 LOB: 0 K: 0 BB: 0 S: 4 P: 4	R: 0 H: 0 E: 0 LOB: 0 K: 2 BB: 0 S: 7 P: 7	R: 0 H: 1 E: 0 LOB: 1 K: 0 BB: 0 S: 4 P: 4	R: 0 H: 0 E: 0 LOB: 0 K: 0 BB: 0 S: 3 P: 3	R: 0 H: 0 E: 0 LOB: 1 K: 1 BB: 1 S: 5 P: 9	R: 0 H: 2 E: 0 LOB: 2 K: 0 BB: 0 S: 5 P: 5	R: 0 H: 0 E: 0 LOB: 0 K: 0 BB: 0 S: 3 P: 3	R: 1 H: 2 E: 0 LOB: 1 K: 0 BB: 0 S: 5 P: 5	R: 0 H: 0 E: 0 LOB: 0 K: 1 BB: 0 S: 5 P: 5	1B: 4 SF: 1 2B: 2 SAC: 0 3B: 0 DP: 0 HR: 0 HBP: 0	WP: 0 PA: 34 PB: 0 SB: 1 CS: 0	
<b>PITCHER</b> Mike Maddux, R (1, 1) ERA: 6.93 Steve Bedrosian, R (8, 1) ERA: 2.98	IP WLS BF H R ER SO BB IBB HBP BLK WP HR S P ERA WHIP	7.2 W 30 6 2 2 3 1 0 0 0 0 0 0 35 39 2.35 0.913	1.1 S 4 0 0 0 1 0 0 0 0 0 0 0 6 6 0.00 0.000									

Pittsburgh Pirates @ Philadelphia Phillies  
Veterans Stadium, Philadelphia, PA  
Fri Aug 15 1986, 7:05 PM EDT  
Att: 27,724 - Unknown

livebaseballscorecards.com

AB 32  
R 2  
H 6  
RBI 2  
BB 1  
SO 4  
LOB 9







Batter	1	2	3	4	5	6	7	8	9	AB R H RBI BB SO LOB	TOP
<b>Barry Bonds, L</b> (1, 8) OBP: 0.336, SLG: 0.481	0-0 3-1		0-0 F2		0-3 K			4-0 1B BB	0-0 E7 FC5-2 S 1B	4 2 0 0 1 1 3	
<b>Bobby Bonilla, S</b> (1, 7) OBP: 0.368, SLG: 0.361	4-0 L1-6 S BB			0-0 1B		0-3 K		4-0 1B FC6-4 BB	4-0 FC5-2 1B BB	2 2 1 0 3 1 0	
<b>Johnny Ray, S</b> (1, 4) OBP: 0.374, SLG: 0.412	0-0 L1-6 1-3			0-3 K 1-2		0-0 F9		0-0 F8	0-0 FC5-2 1B	5 0 0 0 0 1 7	
<b>Sid Bream, L</b> (1, 3) OBP: 0.352, SLG: 0.469		0-0 HR		0-0 1B		0-3 K		0-0 FC6-4 1B	0-0 1B	5 1 4 4 0 1 0	
<b>R.J. Reynolds, S</b> (1, 9) OBP: 0.347, SLG: 0.441		0-3 K		0-0 G3 1-3			4-0 F8 1B BB	0-0 FC6-4 3B	0-0 5-3	4 1 0 1 1 1 4	
<b>Tony Peña, R</b> (1, 2) OBP: 0.344, SLG: 0.398		0-0 6-3			0-0 FC5-4 1B		0-0 1B	0-0 3B		4 0 3 1 0 0 0	
<b>Jim Morrison, R</b> (1, 5) OBP: 0.325, SLG: 0.439		0-0 6-3			0-0 L6		0-0 F8 2-3	0-0 6-3		4 0 0 0 0 0 4	
<b>Rafael Belliard, R</b> (1, 6) OBP: 0.294, SLG: 0.255			0-0 F9		0-0 FC5-4 2B 1-2f		0-3 K		0-0 E6 S SH2-4 FC5-2	2 0 0 0 0 0 1 2 0 0 0 0 1 2	
<b>U L Washington, S</b> (7, PH) OBP: 0.311, SLG: 0.278											
<b>Rick Rhoden, R</b> (1, 1) OBP: 0.328, SLG: 0.406			0-0 5-3		0-0 2B		0-3 K		0-0 SH2-4	3 0 1 0 0 1 2	
<b>Inning Stats</b>	R: 0 E: 0 K: 0 S: 2 H: 0 LOB: 0 BB: 1 P: 6	R: 1 E: 0 K: 0 S: 6 H: 1 LOB: 0 BB: 0 P: 6	R: 0 E: 0 K: 0 S: 3 H: 0 LOB: 0 BB: 0 P: 3	R: 0 E: 0 K: 1 S: 6 H: 2 LOB: 1 BB: 0 P: 6	R: 0 E: 0 K: 1 S: 7 H: 2 LOB: 2 BB: 0 P: 7	R: 0 E: 0 K: 2 S: 7 H: 0 LOB: 0 BB: 0 P: 7	R: 0 E: 0 K: 2 S: 8 H: 1 LOB: 2 BB: 1 P: 12	R: 3 E: 0 K: 0 S: 5 H: 2 LOB: 1 BB: 2 P: 13	R: 2 E: 2 K: 0 S: 6 H: 1 LOB: 2 BB: 1 P: 10	1B: 6 2B: 2 3B: 1 HR: 1 SF: 0 SAC: 1 DP: 1 HBP: 0	WP: 0 PB: 0 SB: 4 CS: 0 PA: 41
<b>PITCHER</b>	IP WLS BF H R ER SO BB IBB HBP BLK WP HR S P ERA WHIP										
<b>Kevin Gross, R</b> (1, 1) ERA: 3.84	7.0 L 29 6 3 3 7 4 0 0 0 0 0 1 39 55 3.86 1.429										
<b>Dan Schatzeder, L</b> (8, 1) ERA: 3.52	2.0 12 3 3 1 0 1 0 0 0 0 0 0 11 15 4.50 2.000										

Pittsburgh Pirates @ Philadelphia Phillies  
Veterans Stadium, Philadelphia, PA  
Sat Aug 16 1986, 3:33 AM EDT  
Unknown

livebaseballscorecards.com

AB	35
R	6
H	9
RBI	6
BB	5
SO	7
LOB	23



Batter	1	2	3	4	5	6	7	8	9	AB	R	H	RBI	BB	SO	LOB
<b>Jeff Stone, L</b> (1, 7) <small>OBP: 0.316, SLG: 0.383</small> <b>Gary Redus, R</b> (6, PR) <small>OBP: 0.338, SLG: 0.486</small> (7, 7)	0-3 <b>K</b>		0-3 <b>K</b>			H 1-0 FC4-6 HBP		0-0 <b>F8</b>		2	0	0	0	0	2	0
<b>Milt Thompson, L</b> (1, 8) <small>OBP: 0.274, SLG: 0.295</small>	0-0 1B 1B		0-0 <b>F7</b>			0-0 FC4-6 1B		0-0 1B		4	1	2	0	0	0	1
<b>Von Hayes, L</b> (1, 3) <small>OBP: 0.376, SLG: 0.438</small>	0-0 1-2 1B				0-0 <b>F8</b>		0-0 1-2 1B		0-0 <b>L4</b>		4	0	2	1	0	1
<b>Mike Schmidt, R</b> (1, 5) <small>OBP: 0.382, SLG: 0.535</small>	0-0 <b>F8</b>				0-0 5-3		0-0 <b>L5</b>		0-0 <b>F3</b>		4	0	0	0	0	5
<b>Glenn Wilson, R</b> (1, 9) <small>OBP: 0.310, SLG: 0.403</small>	0-0 2-3				0-0 <b>G3</b>		0-0 1B		4-0 FC5-4 BB		3	0	1	0	1	0
<b>Juan Samuel, R</b> (1, 4) <small>OBP: 0.298, SLG: 0.438</small>		0-0 <b>G3</b>			0-3 <b>K</b>		0-3 1-2 <b>K</b>		0-0 FC5-4 G4-6-3		4	0	0	0	0	2
<b>John Russell, R</b> (1, 2) <small>OBP: 0.287, SLG: 0.419</small> <b>Greg Gross, L</b> (9, PH) <small>OBP: 0.374, SLG: 0.301</small>		0-0 <b>F8</b>			0-3 <b>K</b>		0-3 <b>K</b>		0-0 G4-6-3		3	0	0	0	0	2
<b>Steve Jeltz, S</b> (1, 6) <small>OBP: 0.339, SLG: 0.274</small>		0-0 4-3			0-3 <b>K</b>		4-0 IBB				2	0	0	0	1	1
<b>Kevin Gross, R</b> (1, 1) <small>OBP: 0.169, SLG: 0.259</small> <b>Dan Schatzeder, L</b> (8, 1) <small>OBP: 0.519, SLG: 0.682</small>			0-0 6-3			0-0 <b>F9</b>		0-0 <b>F7</b>			3	0	0	0	0	2


Inning Stats	R: 0	H: 2	E: 0	K: 1	S: 7	R: 0	H: 0	E: 0	K: 0	S: 3	R: 0	H: 0	E: 0	K: 1	S: 5	R: 0	H: 0	E: 0	K: 0	S: 3	R: 0	H: 0	E: 0	K: 3	S: 9	R: 1	H: 1	E: 0	K: 0	S: 4	R: 0	H: 1	E: 0	K: 2	S: 8	R: 0	H: 1	E: 0	K: 0	S: 4	R: 0	H: 0	E: 0	K: 0	S: 2	1B: 5	2B: 0	3B: 0	HR: 0	SF: 0	SAC: 0	DP: 1	HBP: 1	WP: 0	PB: 0	SB: 2	CS: 0	PA: 34
<b>PITCHER</b> <b>Rick Rhoden, R</b> (1, 1) <small>ERA: 2.35</small>	IP	WLS	BF	H	R	ER	SO	BB	IBB	HBP	BLK	WP	HR	S	P	ERA	WHIP																																									

**BOTTOM**

Pittsburgh Pirates @ Philadelphia Phillies  
 Veterans Stadium, Philadelphia, PA  
 Sat Aug 16 1986, 3:33 AM EDT  
 Unknown

livebaseballscorecards.com

<b>AB</b>	<b>31</b>
<b>R</b>	<b>1</b>
<b>H</b>	<b>5</b>
<b>RBI</b>	<b>1</b>
<b>BB</b>	<b>2</b>
<b>SO</b>	<b>7</b>
<b>LOB</b>	<b>15</b>





Batter	1	2	3	4	5	6	7	8	9	AB R H RBI BB SO LOB	TOP									
Joe Orsulak, L (1, 7) OBP: 0.303, SLG: 0.351	0-0 5-3			0-0 E5		0-0 F9			0-0 1-3	4 0 0 0 0 0 1	<b>Pittsburgh Pirates @ Philadelphia Phillies</b> <b>Veterans Stadium, Philadelphia, PA</b> Sat Aug 16 1986, 7:05 PM EDT Att: 31,349 - Unknown									
Barry Bonds, L (1, 8) OBP: 0.332, SLG: 0.475	0-0 6-3		0-3 K			0-0 G3				3 0 0 0 0 1 1										
Johnny Ray, S (1, 4) OBP: 0.371, SLG: 0.409	0-0 5-3		0-0 6-3			0-0 F5				3 0 0 0 0 0 0										
Sid Bream, L (1, 3) OBP: 0.349, SLG: 0.465		0-0 F7		0-0 F8		0-0 4-3				3 0 0 0 0 0 0										
Benny Distefano, L (1, 9)		0-0 G3		0-0 4-3		0-0 F8				3 0 0 0 0 0 0										
Jim Morrison, R (1, 5) OBP: 0.322, SLG: 0.436		0-0 L1		0-0 F2		0-0 F7				3 0 0 0 0 0 0										
Bill Almon, R (8, 5) OBP: 0.321, SLG: 0.389										0 0 0 0 0 0 0										
Junior Ortiz, R (1, 2) OBP: 0.354, SLG: 0.370			0-0 F8		0-0 F5		0-0 F8			3 0 0 0 0 0 0										
Pat Clements, R (8, 1)										0 0 0 0 0 0 0										
Rafael Belliard, R (1, 6) OBP: 0.294, SLG: 0.256			0-0 F8		0-0 SH1-4 1B			0-0 G3		3 0 1 0 0 0 0										
Larry McWilliams, L (1, 1) OBP: 0.200, SLG: 0.179			0-0 L6		0-0 SH1-4			0-0 F7		1 0 0 0 0 0 0										
Mike Diaz, R (8, 2) OBP: 0.352, SLG: 0.546										1 0 0 0 0 0 0										
<b>Inning Stats</b>	R: 0 E: 0 K: 0 S: 3	H: 0 LOB: 0 BB: 0 P: 3	R: 0 E: 0 K: 0 S: 3	H: 0 LOB: 0 BB: 0 P: 3	R: 0 E: 0 K: 1 S: 5	H: 0 LOB: 0 BB: 0 P: 5	R: 0 E: 0 K: 0 S: 3	H: 0 LOB: 0 BB: 0 P: 3	R: 0 E: 0 K: 0 S: 4	H: 1 LOB: 1 BB: 0 P: 4	R: 0 E: 0 K: 0 S: 3	H: 0 LOB: 0 BB: 0 P: 3	R: 0 E: 0 K: 0 S: 3	H: 0 LOB: 0 BB: 0 P: 3	R: 0 E: 0 K: 0 S: 3	H: 0 LOB: 0 BB: 0 P: 3	1B: 1 2B: 0 3B: 0 HR: 0	SF: 0 SAC: 1 DP: 0 HBP: 0	WP: 0 PB: 0 SB: 0 CS: 0	PA: 28
<b>PITCHER</b>	IP WLS BF H R ER SO BB IBB HBP BLK WP HR S P ERA WHIP																			
Tom Hume, R (1, 1) ERA: 2.94	6.0 W 19 1 0 0 1 0 0 0 0 0 0 0 21 21 0.00 0.167																			
Kent Tekulve, R (7, 1) ERA: 2.51	3.0 S 9 0 0 0 0 0 0 0 0 0 0 0 9 9 0.00 0.000																			

livebaseballscorecards.com

<b>AB</b>	27
<b>R</b>	0
<b>H</b>	1
<b>RBI</b>	0
<b>BB</b>	0
<b>SO</b>	1
<b>LOB</b>	2



Batter	1	2	3	4	5	6	7	8	9	AB	R	H	RBI	BB	SO	LOB
<b>Gary Redus, R</b> OBP: 0.339, SLG: 0.484 (1, 7) X	0-0 F7	0-3 K			X 0-0 F8	0-0 1B		X 0-0 1B		5	0	2	0	0	1	1
<b>Luis Aguayo, R</b> OBP: 0.231, SLG: 0.310 (1, 4) X	0-0 F7		X 0-0 L6		H 1-0 F8 S HBP	0-3 K		S 0-3 K		4	0	0	0	0	2	2
<b>Ron Roenicke, S</b> OBP: 0.364, SLG: 0.390 (1, 8) B B B B	4-0 HBP PB BB		B 4-0 HR BB		X 0-0 F8		X 0-0 F9			2	1	0	0	2	0	1
<b>Mike Schmidt, R</b> OBP: 0.386, SLG: 0.544 (1, 3) B B B B	4-0 HBP BB		X 0-0 HR		X 0-0 5-3		X 0-0 3B 1B			3	2	2	2	1	0	1
<b>Glenn Wilson, R</b> OBP: 0.311, SLG: 0.401 (1, 9) H	1-0 1-2 2-3 HBP		X 0-0 F9		B 4-0 FC1-5 1B BB		S 0-3 K			2	0	0	0	1	1	1
<b>Rick Schu, R</b> OBP: 0.335, SLG: 0.440 (1, 5) X	0-0 L4		X 0-0 F8		X 0-0 FC5-4 FC1-5 HR 1B		X 0-0 1-H 3B			4	1	2	1	0	0	3
<b>Ronn Reynolds, R</b> OBP: 0.333, SLG: 0.458 (1, 2) X		X 0-0 SH3-4 1B		X 0-0 F8		X 0-0 FC1-5 FC5-4 HR 1-2 2-3f		X 0-0 5-3		4	0	1	0	0	0	3
<b>Steve Jeltz, S</b> OBP: 0.335, SLG: 0.271 (1, 6) S S S		S 0-3 K		X 0-0 5-3		X 0-0 FC5-4 HR 1-2f 2-3		S 0-3 K2-3		4	1	0	0	0	2	3
<b>Tom Hume, R</b> (1, 1)		X 0-0 SH3-4		X 0-0 F9		X 0-0 HR 1-H 3-H		X 0-0 6-3		1	0	0	0	0	0	0
<b>Juan Samuel, R</b> OBP: 0.300, SLG: 0.447 (6, PH)										1	1	1	3	0	0	0
<b>Kent Tekulve, R</b> (7, 1)										1	0	0	0	0	0	0
<b>Inning Stats</b>	R: 0 H: 0 E: 0 K: 3	H: 0 LOB: 3 BB: 2 P: 12	R: 0 H: 1 E: 0 K: 2 S: 8	H: 1 LOB: 1 BB: 0 P: 8	R: 2 H: 1 E: 0 K: 0 S: 4	H: 0 LOB: 0 BB: 1 P: 8	R: 0 H: 0 E: 0 K: 0 S: 3	H: 0 LOB: 1 BB: 0 P: 4	R: 3 H: 3 E: 0 K: 1 S: 8	H: 3 LOB: 1 BB: 1 P: 12	R: 1 H: 2 E: 0 K: 1 S: 7	H: 2 LOB: 1 BB: 0 P: 7	R: 0 H: 1 E: 0 K: 2 S: 8	H: 1 LOB: 1 BB: 0 P: 8	1B: 5 2B: 0 3B: 1 HR: 2	SF: 0 SAC: 1 DP: 0 HBP: 2

**BOTTOM**

**Pittsburgh Pirates @ Philadelphia Phillies**  
**Veterans Stadium, Philadelphia, PA**  
 Sat Aug 16 1986, 7:05 PM EDT  
 Att. 31,349 - Unknown

<b>AB</b>	<b>31</b>
<b>R</b>	<b>6</b>
<b>H</b>	<b>8</b>
<b>RBI</b>	<b>6</b>
<b>BB</b>	<b>4</b>
<b>SO</b>	<b>6</b>
<b>LOB</b>	<b>15</b>



WP: 0	PA: 38
PB: 1	SB: 1
CS: 0	

PITCHER	IP	WLS	BF	H	R	ER	SO	BB	IBB	HBP	BLK	WP	HR	S	P	ERA	WHIP
Larry McWilliams, L ERA: 4.98 (1, 1)	7.0	L	34	7	6	6	4	4	0	2	0	0	2	36	54	7.71	1.571
Pat Clements, L ERA: 3.38 (8, 1)	1.0		4	1	0	0	2	0	0	0	0	0	8	8	0.00	1.000	





Batter	1	2	3	4	5	6	7	8	9	AB R H RBI BB SO LOB
<b>Gary Redus, R</b> OBP: 0.339, SLG: 0.495 (1, 7) X	0-0 HR	0-3 K		0-0 5-3						3 1 1 1 0 1 0
<b>Milt Thompson, L</b> OBP: 0.270, SLG: 0.290 (1, 8) X	0-0 5-3	0-0 4-3			0-3 K					3 0 0 0 0 1 0
<b>Von Hayes, L</b> OBP: 0.378, SLG: 0.442 (1, 3) X	0-0 2B		0-0 SF7 1B		0-0 F6					3 2 2 0 0 0 0
<b>Mike Schmidt, R</b> OBP: 0.385, SLG: 0.545 (1, 5) X	0-0 2B		0-0 E5		0-0 4-3					3 1 1 1 0 0 1
<b>Glenn Wilson, R</b> OBP: 0.312, SLG: 0.404 (1, 9) X	0-0 1B		0-0 F4							2 1 1 1 0 0 2
<b>Juan Samuel, R</b> OBP: 0.299, SLG: 0.446 (1, 4) S	0-3 K		0-0 SF7							1 0 0 1 0 1 1
<b>Ronn Reynolds, R</b> OBP: 0.340, SLG: 0.460 (1, 2) X	0-0 1B		0-3 K							2 0 1 1 0 1 1
<b>Steve Jeltz, S</b> OBP: 0.333, SLG: 0.269 (1, 6) X	0-0 5-3			0-0 F9						2 0 0 0 0 0 1
<b>Bruce Ruffin, S</b> OBP: 0.071, SLG: 0.107 (1, 1) S		0-3 K		0-0 1-3						2 0 0 0 0 1 0

**BOTTOM**

**Pittsburgh Pirates @ Philadelphia Phillies**  
**Veterans Stadium, Philadelphia, PA**  
 Sun Aug 17 1986, 3:33 AM EDT  
 Att. 34,298 - Unknown

[livebaseballscorecards.com](http://livebaseballscorecards.com)

<b>AB</b>	<b>21</b>
<b>R</b>	<b>5</b>
<b>H</b>	<b>6</b>
<b>RBI</b>	<b>5</b>
<b>BB</b>	<b>0</b>
<b>SO</b>	<b>5</b>
<b>LOB</b>	<b>6</b>



Inning Stats	R: 4 E: 0 K: 1 S: 10	H: 5 LOB: 1 BB: 0 P: 10	R: 0 E: 0 K: 2 S: 7	H: 0 LOB: 0 BB: 0 P: 7	R: 1 E: 1 K: 1 S: 7	H: 1 LOB: 1 BB: 0 P: 7	R: 0 E: 0 K: 0 S: 3	H: 0 LOB: 0 BB: 0 P: 3	R: 0 E: 0 K: 1 S: 5	H: 0 LOB: 0 BB: 0 P: 5
--------------	-------------------------------	----------------------------------	------------------------------	---------------------------------	------------------------------	---------------------------------	------------------------------	---------------------------------	------------------------------	---------------------------------

PITCHER	IP	WLS	BF	H	R	ER	SO	BB	IBB	HBP	BLK	WP	HR	S	P	ERA	WHIP
<b>Rick Reuschel, R</b> ERA: 4.32 (1, 1)	5.0	L	22	6	5	4	5	0	0	0	0	1	1	32	32	7.20	1.200

WP: 1	PA: 22
PB: 0	SB: 0
CS: 0	



Batter	1	2	3	4	5	6	7	8	9	AB R H RBI BB SO LOB	TOP																
Gary Redus, R (1, 7) OBP: 0.340, SLG: 0.498	0-0 F2		0-0 SH5-3 BLK HR 1B		0-0 F8		0-0 1-3	0-0 2B		5 1 2 0 0 0 0																	
Milt Thompson, L (1, 8) OBP: 0.269, SLG: 0.294	0-3 K		0-0 SH5-3 1-3		0-0 1-3		0-0 3-1 2B	0-3 K		4 0 1 0 0 2 1																	
Von Hayes, L (1, 3) OBP: 0.376, SLG: 0.439	0-3 K		0-3 K		0-0 F8		0-0 3-1 2-3	0-0 1B		5 0 1 0 0 2 2																	
Mike Schmidt, R (1, 5) OBP: 0.388, SLG: 0.552		0-0 1B SF8 1B	0-0 HR			0-3 K	4-0 IBB	0-3 K 1-2		4 2 2 2 1 2 1																	
Glenn Wilson, R (1, 9) OBP: 0.313, SLG: 0.404		0-0 6-3 1B 1B	0-0 F7			0-0 E BB 1B	0-0 1-3	0-3 K		5 1 2 0 0 1 3																	
Juan Samuel, R (1, 4) OBP: 0.304, SLG: 0.448		0-0 SF8		0-0 CS 1B		4-0 E BB 1-2		0-0 8-3 1B IBB		2 0 2 1 2 0 0																	
Ronn Reynolds, R (1, 2) OBP: 0.310, SLG: 0.418		0-0 6-3 1-2		0-0 F8		0-3 K		0-0 8-3 1-2f	0-3 K	5 0 0 0 0 2 7																	
Steve Jeltz, S (1, 6) OBP: 0.338, SLG: 0.273		0-0 2-H 1B		0-0 1-2 1B		0-0 E5 1-2 2-3		4-0 HR BB		3 1 2 1 1 0 2																	
Charles Hudson, S (1, 1) OBP: 0.071, SLG: 0.049		0-3 K		0-0 5-3		0-0 4-3		0-0 1-H HR		2 0 0 0 0 1 2																	
Greg Gross, L (6, PH) OBP: 0.370, SLG: 0.298										1 0 0 0 0 0 3																	
Kent Tekulve, R (6, 1)										0 0 0 0 0 0 0																	
Jeff Stone, L (8, PH) OBP: 0.319, SLG: 0.400										1 1 1 2 0 0 0																	
Steve Bedrosian, R (8, 1) OBP: 0.400, SLG: 0.250										0 0 0 0 0 0 0																	
<b>Inning Stats</b>	R: 0 E: 0 K: 2 S: 7	H: 0 LOB: 0 BB: 0 P: 7	R: 2 E: 0 K: 1 S: 8	H: 3 LOB: 1 BB: 0 P: 8	R: 2 E: 0 K: 1 S: 7	H: 2 LOB: 0 BB: 0 P: 7	R: 0 E: 0 K: 0 S: 4	H: 2 LOB: 1 BB: 0 P: 4	R: 0 E: 0 K: 0 S: 3	H: 0 LOB: 0 BB: 0 P: 3	R: 0 E: 1 K: 2 S: 9	H: 1 LOB: 3 BB: 1 P: 13	R: 0 E: 0 K: 0 S: 4	H: 1 LOB: 2 BB: 1 P: 8	R: 2 E: 0 K: 1 S: 7	H: 3 LOB: 1 BB: 1 P: 11	R: 0 E: 0 K: 3 S: 10	H: 1 LOB: 2 BB: 1 P: 14	1B: 9 2B: 3 3B: 0 HR: 2	SF: 1 SAC: 1 DP: 1 HBP: 0	WP: 0 PB: 0 SB: 1 CS: 1	PA: 43					
<b>PITCHER</b>	IP WLS BF H R ER SO BB IBB HBP BLK WP HR S P ERA WHIP																										
Kelly Downs, R (1, 1) ERA: 4.03	5.1		24	8	4	4	5	1	0	0	1	0	1	33	37	6.75	1.688										
Greg Minton, R (6, 1) ERA: 3.92	1.2		8	1	0	0	1	0	1	0	0	0	0	9	13	0.00	0.600										
Scott Garrelts, R (8, 1) ERA: 3.51	2.0	L	11	4	2	2	4	1	1	0	0	0	1	17	25	9.00	2.500										

Philadelphia Phillies @ San Francisco Giants  
 Candlestick Park, San Francisco, CA  
 Tue Aug 19 1986, 10:05 PM EDT  
 Att: 10,316 - Unknown

livebaseballscorecards.com

AB 37  
 R 6  
 H 13  
 RBI 6  
 BB 4  
 SO 10  
 LOB 21







Batter	1	2	3	4	5	6	7	8	9	10	AB R H RBI BB SO LOB	TOP								
<b>Gary Redus, R</b> OBP: 0.333, SLG: 0.487 (1, 7) X	0-0 F8		0-3 K			0-3 K		0-0 F9		0-3 K	5 0 0 0 0 3 4	<b>Philadelphia Phillies @ San Francisco Giants</b> <b>Candlestick Park, San Francisco, CA</b> Wed Aug 20 1986, 6:33 AM EDT Att. 10,723 - Unknown <a href="http://livebaseballscorecards.com">livebaseballscorecards.com</a>								
<b>Milt Thompson, L</b> OBP: 0.269, SLG: 0.290 (1, 8) B	4-0 1B BB		0-0 1-3			0-0 F6			0-0 B3		3 0 0 0 1 0 0									
<b>Von Hayes, L</b> OBP: 0.377, SLG: 0.440 (1, 3) X	0-0 G6-4-3 1-2 1B			0-0 G3			0-0 G6-4-3 1B		0-0 L4		4 0 2 0 0 0 0									
<b>Mike Schmidt, R</b> OBP: 0.384, SLG: 0.546 (1, 5) X	0-0 G6-4-3 1-2f			0-0 F4			0-0 L8		0-0 6-3		4 0 0 0 0 0 3									
<b>Glenn Wilson, R</b> OBP: 0.310, SLG: 0.400 (1, 9) X		0-0 6-3		0-0 4-3			0-0 G6-4-3 1-2f			0-0 6-3	4 0 0 0 0 0 1									
<b>Juan Samuel, R</b> OBP: 0.306, SLG: 0.456 (1, 4) S		0-3 K			0-0 F8			0-0 1B FCB-2-5 1B		0-0 HR	4 1 2 1 0 1 0									
<b>Ronn Reynolds, R</b> OBP: 0.306, SLG: 0.407 (1, 2) X		0-0 1B			0-0 L9			0-0 6-3 1-2		0-0 6-3	4 0 1 0 0 0 1									
<b>Steve Jeltz, S</b> OBP: 0.339, SLG: 0.276 (1, 6) X		0-0 F6			0-0 6-3			0-0 1B FC3-2-5 1B		0-0 1B 1B	4 0 2 0 0 0 1									
<b>Don Carman, L</b> (1, 1) X			0-0 5-3			0-3 K		0-0 FC3-2-5 1-2 3-H		0-0 1B	3 0 0 0 0 1 2									
<b>Jeff Stone, L</b> OBP: 0.322, SLG: 0.403 (10, PH)										0-0 1-2 1B	1 0 1 0 0 0 0									
<b>Steve Bedrosian, R</b> OBP: 0.400, SLG: 0.250 (10, 1) X										0-0 1-2 1B	0 0 0 0 0 0 0									
<b>Inning Stats</b>	R: 0 E: 0 K: 0 S: 3	H: 1 LOB: 1 BB: 1 P: 7	R: 0 E: 0 K: 1 S: 6	H: 1 LOB: 1 BB: 0 P: 6	R: 0 E: 0 K: 1 S: 5	H: 0 LOB: 0 BB: 0 P: 5	R: 0 E: 0 K: 0 S: 3	H: 0 LOB: 0 BB: 0 P: 3	R: 0 E: 0 K: 2 S: 7	H: 1 LOB: 0 BB: 0 P: 3	R: 0 E: 0 K: 0 S: 5	H: 2 LOB: 2 BB: 0 P: 5	R: 0 E: 0 K: 0 S: 3	H: 0 LOB: 0 BB: 0 P: 3	R: 1 E: 0 K: 1 S: 8	H: 3 LOB: 2 BB: 0 P: 8	1B: 7 2B: 0 3B: 0 HR: 1	SF: 0 SAC: 0 DP: 2 HBP: 0	WP: 0 PB: 0 SB: 0 CS: 0	PA: 37
<b>PITCHER</b> <b>Mike Krukow, R</b> ERA: 3.23 (1, 1)	IP 10.0	WLS L	BF 37	H 8	R 1	ER 1	SO 5	BB 1	IBB 0	HBP 0	BLK 0	WP 0	HR 1	S 46	P 50	ERA 0.90	WHIP 0.900			







Batter	1	2	3	4	5	6	7	8	9	AB R H RBI BB SO LOB	TOP																
Gary Redus, R (1, 7) OBP: 0.335, SLG: 0.483	0-0 2B 1B	0-0 6-3			0-0 6-3		4-0 1B IBB		0-3 K	4 1 1 0 1 1 1																	
Milt Thompson, L (1, 8) OBP: 0.274, SLG: 0.299 Mike Schmidt, R (9, PH) OBP: 0.384, SLG: 0.545	0-0 1B 1B	0-0 L7			0-0 6-3		0-0 1-2 2-H 1B		0-3 K	4 1 2 0 0 0 0 1 0 0 0 0 1 1																	
Von Hayes, L (1, 3) OBP: 0.376, SLG: 0.438	0-0 FC6-4 2-3 3-H 1B				0-0 4-3			0-0 F8		4 1 1 1 0 0 0																	
Glenn Wilson, R (1, 9) OBP: 0.312, SLG: 0.401	0-0 1-2 3-H 1B				0-0 4-3		0-3 K	0-0 WP 1B		4 1 2 1 0 1 0																	
Juan Samuel, R (1, 4) OBP: 0.303, SLG: 0.452	0-0 FC6-4 E S 1-2f 2-3 HR				0-0 F9		0-0 6-3	0-3 K	1-2	4 1 0 0 0 1 3																	
Rick Schu, R (1, 5) OBP: 0.338, SLG: 0.457	0-0 1-H 3-H HR				0-0 3-1		0-0 5-3	0-0 2-H 1B		4 1 2 3 0 0 0																	
Ronn Reynolds, R (1, 2) OBP: 0.288, SLG: 0.381	0-0 F9				0-0 6-3		0-0 F4	0-3 K		4 0 0 0 0 1 1																	
Steve Jeltz, S (1, 6) OBP: 0.339, SLG: 0.276 Greg Gross, L (9, PH) OBP: 0.376, SLG: 0.306	0-3 K				0-0 1B		0-0 F8		0-0 1B	3 0 1 0 0 1 0 1 0 1 0 0 0 0																	
Kevin Gross, R (1, 1) OBP: 0.177, SLG: 0.279 Kent Tekulve, R (8, 1) Ron Roenicke, S (9, PH) OBP: 0.382, SLG: 0.388		0-0 6-3			0-0 F6		0-0 1B 2B	0-3 K		3 0 1 0 0 0 1 0 0 0 0 0 0 0 1 0 0 0 0 1 1																	
Inning Stats	R: 5 E: 0 K: 1 S: 10	H: 5 LOB: 0 BB: 0 P: 10	R: 0 E: 0 K: 0 S: 3	H: 0 LOB: 0 BB: 0 P: 3	R: 0 E: 0 K: 0 S: 3	H: 0 LOB: 0 BB: 0 P: 3	R: 0 E: 0 K: 0 S: 4	H: 1 LOB: 1 BB: 0 P: 4	R: 0 E: 0 K: 0 S: 3	H: 0 LOB: 0 BB: 0 P: 3	R: 0 E: 0 K: 1 S: 5	H: 0 LOB: 0 BB: 0 P: 5	R: 0 E: 0 K: 0 S: 4	H: 2 LOB: 2 BB: 1 P: 8	R: 1 E: 0 K: 2 S: 9	H: 2 LOB: 1 BB: 0 P: 9	R: 0 E: 0 K: 3 S: 10	H: 1 LOB: 1 BB: 0 P: 10	1B: 8 2B: 2 3B: 0 HR: 1	SF: 0 SAC: 0 DP: 0 HBP: 0	WP: 1 PB: 0 SB: 1 CS: 0	PA: 38					
PITCHER	IP WLS BF H R ER SO BB IBB HBP BLK WP HR S P ERA WHIP																										
Jeff Robinson, R (1, 1) ERA: 4.0	4.0		18	6	5	5	1	0	0	0	0	0	1	20	20	11.25	1.500										
Frank Williams, R (5, 1) ERA: 1.39	2.0		6	0	0	0	1	0	0	0	0	0	0	8	8	0.00	0.000										
Mark Davis, L (7, 1) ERA: 2.82	2.0	W	10	4	1	1	2	0	1	0	0	1	0	13	17	4.50	2.000										
Scott Garrelts, R (9, 1) ERA: 3.48	1.0	S	4	1	0	0	3	0	0	0	0	0	0	10	10	0.00	1.000										

Philadelphia Phillies @ San Francisco Giants  
Candlestick Park, San Francisco, CA

Thu Aug 21 1986, 6:33 AM EDT  
Att. 7,959 - Unknown

livebaseballscorecards.com

AB	37
R	6
H	11
RBI	5
BB	1
SO	7
LOB	8







Batter	1	2	3	4	5	6	7	8	9	AB R H RBI BB SO LOB	TOP											
Gary Redus, R (1, 7) OBP: 0.340, SLG: 0.485	0-0 F4		4-0 BB		0-0 1-H 2B		0-3 K		4-0 PO BB	3 0 1 1 2 1 0												
Milt Thompson, L (1, 8) OBP: 0.268, SLG: 0.293	0-3 K		0-0 F4		0-0 G3			0-0 G3	0-0 PO	4 0 0 0 0 1 3												
Von Hayes, L (1, 3) OBP: 0.375, SLG: 0.439	0-0 F7			0-0 5-3 4-3 2B		0-0 F7		0-0 F7		4 1 1 0 0 0 0												
Mike Schmidt, R (1, 5) OBP: 0.384, SLG: 0.547		0-0 F6		0-0 5-3		0-0 2B		0-0 E7		4 2 2 0 0 0 1												
Rick Schu, R (8, 5) OBP: 0.338, SLG: 0.457				2-3		1B		2B		0 0 0 0 0 0 0												
Glenn Wilson, R (1, 9) OBP: 0.314, SLG: 0.405		0-0 6-3		0-0 4-3		0-0 1B		0-0 WP 1B		4 0 2 2 0 0 0												
Juan Samuel, R (1, 4) OBP: 0.303, SLG: 0.450		0-0 F6		3-H 0-3 K		0-3 K		0-0 WP 1B		4 0 1 0 0 2 1												
Ronn Reynolds, R (1, 2) OBP: 0.271, SLG: 0.358			0-0 F4		0-0 6-3		0-0 F9		0-0 4-3	4 0 0 0 0 0 3												
Steve Jeltz, S (1, 6) OBP: 0.338, SLG: 0.276			0-0 6-3		0-0 2B 1B		0-0 4-3		0-0 F8	4 1 1 0 0 0 0												
Bruce Ruffin, S (1, 1) OBP: 0.094, SLG: 0.125			0-0 BB 1B		0-3 K		0-3 K		0-3 K	4 0 1 0 0 3 1												
<b>Inning Stats</b>	R: 0 E: 0 K: 1 S: 5	H: 0 LOB: 0 BB: 0 P: 5	R: 0 E: 0 K: 0 S: 3	H: 0 LOB: 0 BB: 0 P: 3	R: 0 E: 0 K: 0 S: 4	H: 1 LOB: 2 BB: 1 P: 8	R: 1 E: 0 K: 1 S: 6	H: 1 LOB: 0 BB: 0 P: 6	R: 1 E: 0 K: 1 S: 7	H: 2 LOB: 1 BB: 0 P: 7	R: 1 E: 0 K: 1 S: 7	H: 2 LOB: 1 BB: 0 P: 7	R: 0 E: 0 K: 2 S: 7	H: 0 LOB: 0 BB: 0 P: 7	R: 1 E: 1 K: 0 S: 6	H: 3 LOB: 2 BB: 0 P: 6	R: 0 E: 0 K: 1 S: 4	H: 0 LOB: 0 BB: 1 P: 8	1B: 5 2B: 4 3B: 0 HR: 0	SF: 0 SAC: 0 DP: 0 HBP: 0	WP: 1 PB: 0 SB: 1 CS: 0	PA: 38
<b>PITCHER</b>	IP WLS BF H R ER SO BB IBB HBP BLK WP HR S P ERA WHIP																					
Ed Whitson, R (1, 1) ERA: 6.3	7.2 L 33 9 4 4 6 1 0 0 0 0 0 0 44 48 4.70 1.304																					
Dave LaPoint, L (8, 1) ERA: 5.54	0.1 1 0 0 0 0 0 0 0 0 0 1 0 1 1 0.00 0.000																					
Craig Lefferts, L (9, 1) ERA: 2.28	1.0 3 0 0 0 0 1 1 0 0 0 0 0 4 8 0.00 1.000																					

Philadelphia Phillies @ San Diego Padres  
 Jack Murphy Stadium, San Diego, CA  
 Fri Aug 22 1986, 10:05 PM EDT  
 Att: 16,296 - Unknown

AB	35
R	4
H	9
RBI	3
BB	2
SO	7
LOB	9



Batter	1	2	3	4	5	6	7	8	9
Jerry Royster, R OBP: 0.332, SLG: 0.362 (1, 5)	0-0 5-3		0-0 G4-6-3			0-3 K		0-0 1B	
Tony Gwynn, L OBP: 0.384, SLG: 0.487 (1, 9)	0-0 4-3		0-0 6-3			0-0 6-3		0-0 1B	
John Kruk, L OBP: 0.427, SLG: 0.475 (1, 7)	0-3 K			0-0 F7		0-3 K		0-3 K	
Kevin McReynolds, R OBP: 0.359, SLG: 0.486 (1, 8)		4-0 BB		0-0 F3			0-0 4-3		0-0 4-3
Steve Garvey, R OBP: 0.288, SLG: 0.417 (1, 3)		0-3 K		0-0 FC5-4		0-3 K		0-0 2B	
Bruce Bochy, R OBP: 0.355, SLG: 0.546 (1, 2)		0-3 K		0-0 FC5-4		0-0 1B		0-0 F8	
Garry Templeton, S OBP: 0.275, SLG: 0.280 (1, 6)		0-0 E4			0-0 F9		0-3 K	0-0 2B	
Bip Roberts, S OBP: 0.277, SLG: 0.299 (1, 4)		0-0 FC4-6			0-0 6-3		4-0 PB	0-0 5-3	
Ed Whitson, R OBP: 0.071, SLG: 0.071 (1, 1)			0-0 G4-6-3		0-0 4-3		0-0 F8		
Dave LaPoint, L (8, 1)									
Carmelo Martinez, R OBP: 0.345, SLG: 0.378 (8, PH)									
Craig Lefferts, L OBP: 0.167, SLG: 0.667 (9, 1)									

AB	R	H	RBI	BB	SO	LOB
4	0	1	0	0	1	1
4	0	1	1	0	0	0
4	0	0	0	0	3	2
3	0	0	0	1	0	0
4	0	2	0	0	2	1
4	0	1	0	0	1	3
4	0	1	0	0	1	1
3	1	0	0	1	0	4
2	0	1	0	0	0	0
0	0	0	0	0	0	0
1	0	0	0	0	0	1
0	0	0	0	0	0	0

**Philadelphia Phillies @ San Diego Padres**  
**Jack Murphy Stadium, San Diego, CA**  
 Fri Aug 22 1986, 10:05 PM EDT  
 Att. 16,296 - Unknown

AB	33
R	1
H	7
RBI	1
BB	2
SO	8
LOB	13



Inning Stats	R	H	E	K	S	P	IP	WLS	BF	H	R	ER	SO	BB	IBB	HBP	BLK	WP	HR	S	P	ERA	WHIP
	0	0	0	1	5		9.0		35	7	1	0	8	2	0	0	0	0	0	49	57	0.00	1.000

WP	PA
0	35



Batter	1	2	3	4	5	6	7	8	9	10	11	12	AB	R	H	RBI	BB	SO	LOB	TOP								
<b>Jeff Stone, L</b> (1, 7) OBP: 0.323, SLG: 0.403 <b>Steve Bedrosian, R</b> (9, 1) OBP: 0.400, SLG: 0.250 <b>Rick Schu, R</b> (11, PH) OBP: 0.341, SLG: 0.457 <b>Kent Tekulve, R</b> (11, 1)	0-0 1B		0-3 K		0-0 1B			0-0 F8	0-3 K		4-0 IBB		5	0	2	0	0	2	1									
<b>Milt Thompson, L</b> (1, 8) OBP: 0.270, SLG: 0.291	4-0 BB		0-0 G3 1B		0-0 6-3			0-0 B3		0-0 F7	0-3 K		5	0	1	0	1	1	4									
<b>Von Hayes, L</b> (1, 3) OBP: 0.375, SLG: 0.436	0-0 F7		0-0 G3		0-0 G6-4-3 1B			0-0 G3		0-3 K		4-0 CS BB	5	0	1	0	1	1	3									
<b>Mike Schmidt, R</b> (1, 5) OBP: 0.394, SLG: 0.544	0-3 K		0-3 K		0-0 F5			0-0 HR 1B		0-0 FC5-4 1B		0-0 F8 1-2	6	1	2	0	0	2	5									
<b>Glenn Wilson, R</b> (1, 9) OBP: 0.310, SLG: 0.399	0-3 K		0-0 F8		0-0 G6-4-3 1-2f			0-0 F3		0-0 FC5-4 1-2f		0-0 6-3	6	0	0	0	0	1	5									
<b>Juan Samuel, R</b> (1, 4) OBP: 0.302, SLG: 0.454		0-0 F3		0-0 F4			0-0 5-3		0-0 HR		0-0 F7		5	1	1	2	0	0	0									
<b>John Russell, R</b> (1, 2) OBP: 0.290, SLG: 0.425 <b>Gary Redus, R</b> (9, PR) OBP: 0.338, SLG: 0.483 (9, 7)		0-0 F8		0-0 F2			0-0 4-3 2B		0-0 4-3 S E 1B		0-0 F8		4	0	2	0	0	0	0									
<b>Steve Jeltz, S</b> (1, 6) OBP: 0.338, SLG: 0.274 <b>Greg Gross, L</b> (9, PH) OBP: 0.373, SLG: 0.302 <b>Ronn Reynolds, R</b> (9, 2) OBP: 0.282, SLG: 0.368		4-0 BB		0-0 4-3			0-0 4-3		0-0 4-3		0-0 2B 1B		2	0	0	0	1	0	1									
<b>Mike Maddux, L</b> (1, 1) <b>Ron Roenicke, S</b> (7, PH) OBP: 0.381, SLG: 0.386 <b>Dan Schatzeder, L</b> (7, 1) OBP: 0.519, SLG: 0.682 <b>Luis Aguayo, R</b> (9, PH) OBP: 0.236, SLG: 0.324 (9, 6)		0-3 K		0-3 K			0-0 F7		0-0 E5 3-H		0-0 2B		2	0	0	0	0	2	1									
<b>Inning Stats</b>	R: 0 E: 0 K: 2 S: 8	H: 1 LOB: 2 BB: 1 P: 12	R: 0 E: 0 K: 1 S: 5	H: 0 LOB: 1 BB: 1 P: 9	R: 0 E: 0 K: 2 S: 8	H: 1 LOB: 1 BB: 0 P: 8	R: 0 E: 0 K: 1 S: 6	H: 0 LOB: 0 BB: 0 P: 3	R: 0 E: 0 K: 1 S: 6	H: 1 LOB: 1 BB: 0 P: 6	R: 0 E: 0 K: 0 S: 3	H: 0 LOB: 0 BB: 0 P: 3	R: 0 E: 0 K: 0 S: 3	H: 1 LOB: 1 BB: 0 P: 4	R: 0 E: 0 K: 0 S: 3	H: 0 LOB: 0 BB: 0 P: 3	R: 3 E: 1 K: 1 S: 9	H: 3 LOB: 1 BB: 0 P: 9	R: 0 E: 0 K: 1 S: 6	H: 1 LOB: 1 BB: 0 P: 6	R: 0 E: 0 K: 1 S: 7	H: 2 LOB: 3 BB: 1 P: 11	R: 0 E: 0 K: 0 S: 2	H: 0 LOB: 0 BB: 1 P: 6	1B: 8 2B: 2 3B: 0 HR: 1	SF: 0 SAC: 0 DP: 1 HBP: 0	WP: 0 PB: 0 SB: 2 CS: 1	PA: 50
<b>PITCHER</b>	IP WLS BF H R ER SO BB IBB HBP BLK WP HR S P ERA WHIP																											
<b>LaMarr Hoyt, R</b> (1, 1) ERA: 4.62	8.1																											
<b>Rich Gossage, R</b> (9, 1) ERA: 4.06	0.2																											
<b>Craig Lefferts, L</b> (10, 1) ERA: 2.23	2.0																											
<b>Lance McCullers, R</b> (12, 1) ERA: 2.64	1.0	W																										

Philadelphia Phillies @ San Diego Padres  
 Jack Murphy Stadium, San Diego, CA

Sat Aug 23 1986, 6:33 AM EDT  
 Att. 25,884 - Unknown

livebaseballscorecards.com

AB 46  
 R 3  
 H 11  
 RBI 2  
 BB 4  
 SO 9  
 LOB 23




Batter	1	2	3	4	5	6	7	8	9	10	11	12	AB R H RBI BB SO LOB
Tim Flannery, L OBP: 0.388, SLG: 0.358 (1, 5) BB (9, 4)	4-0 G3 2B BB	0-3 K			0-0 FC6-4 1B		0-0 B1-3		0-0 F8			0-0 E7 1B FC6-2	5 1 1 0 1 1 1
Tony Gwynn, L OBP: 0.383, SLG: 0.483 (1, 9)	0-0 G3 1-2			4-0 CS BB	0-0 FC6-4 BB 1-2f		0-3 K			0-3 K		4-0 FC6-2 1B IBB	4 1 0 0 2 2 2
John Kruk, L OBP: 0.429, SLG: 0.469 Marvell Wynne, L OBP: 0.285, SLG: 0.411 (1, 7) (9, 8)	4-0 2B BB		0-0 4-3		4-0 BB 1-2		0-0 L5		0-0 F8		0-0 F8	0-0 1B FC6-2 1B	2 1 0 0 2 0 1 2 0 1 0 0 0 0
Kevin McReynolds, R OBP: 0.357, SLG: 0.484 (1, 8) (9, 7)	0-0 1B 2B 1-H 2-H		0-0 5-3		0-0 F9		0-0 F9		0-0 F9		0-0 5-3	0-0 FC6-2 1B	6 0 1 2 0 0 5
Steve Garvey, R OBP: 0.291, SLG: 0.426 Dave Dravecky, R OBP: 0.157, SLG: 0.200 Lance McCullers, S OBP: 0.167, SLG: 0.095 Bruce Bochy, R OBP: 0.360, SLG: 0.551 (1, 3) (11, PR) (12, 1) (12, PH)	0-0 2-3 1B			0-3 K	0-3 K		0-0 HR				0-0 SH1-3 1B	0-0 1B	5 1 3 1 0 2 2 0 0 0 0 0 0 0 0 0 0 0 0 0 0 1 0 1 1 0 0 0
Terry Kennedy, L OBP: 0.320, SLG: 0.383 (1, 2)	0-3 K			4-0 FC3-6 BB		0-0 G3		0-3 K			0-0 SH1-3		3 0 0 0 1 2 2
Bip Roberts, S OBP: 0.273, SLG: 0.294 Jerry Royster, R OBP: 0.330, SLG: 0.360 Graig Nettles, L OBP: 0.287, SLG: 0.392 (1, 4) (9, 5) (11, PH) (12, 5)	0-0 4-3			0-0 FC3-6 S 1-2f		0-0 B3		0-3 K		0-3 K		4-0 FC6-4 IBB	3 0 0 0 0 0 3 1 0 0 0 0 1 0 0 0 0 0 1 0 0
Garry Templeton, S OBP: 0.276, SLG: 0.280 (1, 6)		0-0 6-3		4-0 1-2 IBB		0-0 3-1			0-0 S 1B		0-0 F7		4 0 1 0 1 0 2
LaMarr Hoyt, R OBP: 0.167, SLG: 0.171 Rich Crossade, R Dane Iorg, L Craig Lefferts, L Carmelo Martinez, R (1, 1) (9, 1) (9, PH) (10, 1) (11, PH) (12, 3)		0-0 4-3		0-0 5-3		0-0 4-3			0-3 K 1-2		0-0 FC6-4		3 0 0 0 0 0 2 0 0 0 0 0 0 0 1 0 0 0 0 0 1 1 0 0 0 0 0 0 0 0 1 0 0 0 0 0 0 2

Inning Stats	R: 2	H: 2	E: 0	K: 1	S: 7	LOB: 2	BB: 2	P: 15	R: 0	H: 0	E: 0	K: 1	S: 5	LOB: 0	BB: 0	P: 5	R: 0	H: 0	E: 0	K: 0	S: 2	LOB: 0	BB: 1	P: 6	R: 0	H: 0	E: 0	K: 1	S: 5	LOB: 2	BB: 2	P: 13	R: 0	H: 1	E: 0	K: 1	S: 6	LOB: 2	BB: 1	P: 10	R: 0	H: 0	E: 0	K: 0	S: 3	LOB: 0	BB: 0	P: 3	R: 1	H: 1	E: 0	K: 1	S: 6	LOB: 0	BB: 0	P: 6	R: 0	H: 1	E: 0	K: 2	S: 8	LOB: 1	BB: 0	P: 8	R: 0	H: 0	E: 0	K: 1	S: 5	LOB: 0	BB: 0	P: 5	R: 0	H: 0	E: 0	K: 0	S: 4	LOB: 2	BB: 1	P: 8	R: 1	H: 2	E: 1	K: 0	S: 4	LOB: 3	BB: 1	P: 8	1B: 6	2B: 1	3B: 0	HR: 1	SF: 0	SAC: 1	DP: 0	HBP: 0	WP: 0	PA: 50
--------------	------	------	------	------	------	--------	-------	-------	------	------	------	------	------	--------	-------	------	------	------	------	------	------	--------	-------	------	------	------	------	------	------	--------	-------	-------	------	------	------	------	------	--------	-------	-------	------	------	------	------	------	--------	-------	------	------	------	------	------	------	--------	-------	------	------	------	------	------	------	--------	-------	------	------	------	------	------	------	--------	-------	------	------	------	------	------	------	--------	-------	------	------	------	------	------	------	--------	-------	------	-------	-------	-------	-------	-------	--------	-------	--------	-------	--------

PITCHER	IP	WLS	BF	H	R	ER	SO	BB	IBB	HBP	BLK	WP	HR	S	P	ERA	WHIP
Mike Maddux, R ERA: 6.39 (1, 1)	6.0		26	3	2	2	4	5	1	0	0	0	0	28	52	3.00	1.333
Dan Schatzeder, L ERA: 3.54 (7, 1)	2.0		7	1	1	1	2	0	0	0	0	0	1	11	11	4.50	0.500
Steve Bedrosian, R ERA: 2.9 (9, 1)	2.0		7	1	0	0	3	0	0	0	0	0	0	13	13	0.00	0.500
Kent Tekulve, R ERA: 2.83 (11, 1)	1.1	L	10	3	1	1	0	0	2	0	0	0	0	8	16	6.75	2.250

**Philadelphia Phillies @ San Diego Padres**  
**Jack Murphy Stadium, San Diego, CA**  
 Sat Aug 23 1986, 6:33 AM EDT  
 Att: 25,884 - Unknown

AB	41
R	4
H	8
RBI	4
BB	8
SO	9
LOB	23







BOTTOM

Philadelphia Phillies @ San Diego Padres  
Jack Murphy Stadium, San Diego, CA

Sun Aug 24 1986, 6:33 AM EDT  
Att. 13,409 - Unknown

livebaseballscorecards.com

AB 38  
R 5  
H 12  
RBI 5  
BB 3  
SO 4  
LOB 18



WP: 0 PA: 41  
PB: 1  
SB: 1  
CS: 2

AB	R	H	RBI	BB	SO	LOB
5	0	3	0	0	0	0
4	1	3	0	1	0	1
4	0	0	0	0	0	5
0	0	0	0	0	0	0
1	0	0	0	0	0	0
4	1	2	0	1	1	0
4	2	1	1	1	1	1
4	1	2	3	0	1	2
3	0	1	1	0	0	2
1	0	0	0	0	0	1
4	0	0	0	0	1	3
3	0	0	0	0	0	3
0	0	0	0	0	0	0
1	0	0	0	0	0	0

Batter	1	2	3	4	5	6	7	8	9
Tim Flannery, L OBP: 0.391, SLG: 0.362 (1, 5) (8, 4)	0-0 F7	0-0 1B		0-0 1B		0-0 3-1		0-0 1B	
Tony Gwynn, L OBP: 0.387, SLG: 0.485 (1, 9)	4-0 1B	0-0 1B		0-0 1B		0-0 1B		0-0 G3	
John Kruk, L OBP: 0.421, SLG: 0.459 Rich Gossage, R (9, 1) Dane Iorg, L OBP: 0.247, SLG: 0.325 (9, PH)	0-0 F8	0-0 6-3		0-0 4-3		0-0 G1-6-3		0-0 F7	
Kevin McReynolds, R OBP: 0.359, SLG: 0.484 (1, 8) (9, 7)	4-0 1B		0-0 1B		0-0 1B		0-3 K	0-0 L8	
Steve Garvey, R OBP: 0.292, SLG: 0.424 (1, 3)	0-0 1B		4-0 1B		0-0 1B		0-3 K	0-0 4-3	
Terry Kennedy, L OBP: 0.322, SLG: 0.392 (1, 2)	0-0 HR		0-3 K		0-0 1B		0-0 E1		
Bip Roberts, S OBP: 0.274, SLG: 0.295 Graig Nettles, L OBP: 0.286, SLG: 0.390 (7, PH) (8, 5)	0-0 G3		0-0 1B		0-0 F8		0-0 F8		
Garry Templeton, S OBP: 0.274, SLG: 0.277 (1, 6)		0-3 K	0-0 L5		0-0 E4		0-0 B1-3		
Andy Hawkins, R OBP: 0.185, SLG: 0.189 Lance McCullers, S OBP: 0.167, SLG: 0.095 Marvell Wynne, L OBP: 0.284, SLG: 0.410 (8, PH) (9, 8)		0-0 L8		0-0 F3		0-0 FC6-4		0-0 4-3	

Inning	R	H	E	K	S	H	LOB	BB	P
1	4	2	0	5	13	2	0	2	13
2	0	2	0	1	7	2	2	0	7
3	1	2	0	1	6	2	1	1	10
4	0	2	0	4	4	2	1	0	4
5	0	2	1	6	6	2	3	0	6
6	0	1	0	3	8	1	0	0	8
7	0	0	1	2	8	0	1	0	8
8	0	1	0	4	4	1	1	0	4
9	0	0	0	3	3	0	0	3	3

PITCHER	IP	WLS	BF	H	R	ER	SO	BB	IBB	HBP	BLK	WP	HR	S	P	ERA	WHIP
Charles Hudson, R ERA: 5.15 (1, 1)	2.0		14	5	5	5	1	3	0	0	0	0	1	13	25	22.50	4.000
Michael Jackson, R ERA: 1.5 (3, 1)	2.0		7	3	0	0	1	0	0	0	0	0	0	9	9	0.00	1.500
Tom Hume, R ERA: 2.85 (5, 1)	2.0		9	3	0	0	0	0	0	0	0	0	0	9	9	0.00	1.500
Kent Tekulve, R ERA: 2.76 (7, 1)	2.0	W	8	1	0	0	2	0	0	0	0	0	0	12	12	0.00	0.500
Steve Bedrosian, R ERA: 2.86 (9, 1)	1.0	S	3	0	0	0	0	0	0	0	0	0	0	3	3	0.00	0.000



Batter	1	2	3	4	5	6	7	8	9	AB R H RBI BB SO LOB	TOP											
<b>Gary Redus, R</b> (1, 7) OBP: 0.337, SLG: 0.477	4-0 BB 1B 2-3	0-3 K			0-0 K			0-0 1-2 4-3		3 1 0 0 1 1 3	<b>Philadelphia Phillies @ Los Angeles Dodgers</b> <b>Dodger Stadium, Los Angeles, CA</b> Mon Aug 25 1986, 7:05 PM PDT Att: 35,553 - Unknown											
<b>Jeff Stone, L</b> (1, 8) OBP: 0.333, SLG: 0.417	0-0 F7		0-0 2B		0-3 K			4-0 BB		3 0 1 0 1 1 1												
<b>Von Hayes, L</b> (1, 3) OBP: 0.372, SLG: 0.432	0-0 2-3		0-0 1-3			0-0 3-1		0-0 F6		4 0 0 0 0 0 4												
<b>Mike Schmidt, R</b> (1, 5) OBP: 0.382, SLG: 0.537	0-0 E S 2-H 1B		0-0 F3			0-0 F3		0-0 F6		4 0 1 1 0 0 3												
<b>Glenn Wilson, R</b> (1, 9) OBP: 0.307, SLG: 0.399	0-3 K		0-0 F9			0-0 F3			0-3 K	4 0 0 0 0 2 2												
<b>Juan Samuel, R</b> (1, 4) OBP: 0.299, SLG: 0.455		0-0 F4		0-0 F8		0-3 K		0-3 K 6-3		4 0 0 0 0 2 0												
<b>Ronn Reynolds, R</b> (1, 2) OBP: 0.278, SLG: 0.347		0-0 E6 FC1-5 E		0-0 6-3		0-0 G6-4-3 1B		0-0 6-3		4 0 1 0 0 0 1												
<b>Steve Jeltz, S</b> (1, 6) OBP: 0.335, SLG: 0.272		0-0 E5 FC1-5		0-0 6-3		0-0 G6-4-3		0-3 K		3 0 0 0 0 0 2												
<b>Ron Roenicke, S</b> (9, PH) OBP: 0.382, SLG: 0.385		1-2 2-3f				1-2f				1 0 0 0 0 1 1												
<b>Don Carman, L</b> (1, 1) <b>Luis Aguayo, R</b> (8, PH) OBP: 0.243, SLG: 0.330 <b>Kent Tekulve, R</b> (8, 1)		0-0 FC1-5		0-0 5-3				0-0 4-3 1B		2 0 0 0 0 0 2												
										1 0 1 0 0 0 0												
										0 0 0 0 0 0 0												
<b>Inning Stats</b>	R: 1 E: 0 K: 1 S: 6	H: 1 LOB: 1 BB: 1 P: 10	R: 0 E: 2 K: 1 S: 7	H: 0 LOB: 2 BB: 0 P: 7	R: 0 E: 0 K: 0 S: 4	H: 1 LOB: 1 BB: 0 P: 4	R: 0 E: 0 K: 0 S: 3	H: 0 LOB: 0 BB: 0 P: 3	R: 0 E: 0 K: 1 S: 5	H: 0 LOB: 0 BB: 0 P: 5	R: 0 E: 0 K: 0 S: 3	H: 0 LOB: 0 BB: 0 P: 3	R: 0 E: 0 K: 1 S: 5	H: 1 LOB: 0 BB: 0 P: 5	R: 0 E: 0 K: 0 S: 4	H: 1 LOB: 2 BB: 1 P: 8	R: 0 E: 0 K: 3 S: 10	H: 0 LOB: 1 BB: 0 P: 10	1B: 3 2B: 1 3B: 0 HR: 0	SF: 0 SAC: 0 DP: 1 HBP: 0	WP: 1 PB: 0 SB: 1 CS: 0	PA: 35
<b>PITCHER</b> <b>Fernando Valenzuela, L</b> (1, 1) ERA: 3.04	IP: 9.0 WLS: W BF: 35 H: 4 R: 1 ER: 1 SO: 7 BB: 2 IBB: 0 HBP: 0 BLK: 0 WP: 1 HR: 0 S: 47 P: 55 ERA: 1.00 WHIP: 0.667											<b>PITCHER</b>	IP: 9.0 WLS: W BF: 35 H: 4 R: 1 ER: 1 SO: 7 BB: 2 IBB: 0 HBP: 0 BLK: 0 WP: 1 HR: 0 S: 47 P: 55 ERA: 1.00 WHIP: 0.667									

livebaseballscorecards.com

<b>AB</b>	33
<b>R</b>	1
<b>H</b>	4
<b>RBI</b>	1
<b>BB</b>	2
<b>SO</b>	7
<b>LOB</b>	19



Batter	1	2	3	4	5	6	7	8	9
Steve Sax, R OBP: 0.377, SLG: 0.422 (1, 4)	0-0 BB G4-3 2B		0-0 F9		0-0 F9			0-3 K	
Bill Russell, R OBP: 0.286, SLG: 0.280 (1, 7) Len Matuszek, L OBP: 0.333, SLG: 0.468 (8, PH) Reggie Williams, R OBP: 0.323, SLG: 0.365 (9, 7)	4-0 G4-3 BB BB		0-0 F6			0-0 4-3		0-0 L4	
Bill Madlock, R OBP: 0.332, SLG: 0.395 (1, 5) Jeff Hamilton, R OBP: 0.264, SLG: 0.369 (9, 5)	4-0 G4-3 1-2 2-3 BB		0-0 HR			0-0 F7			
Mike Marshall, R OBP: 0.298, SLG: 0.439 (1, 9)	0-0 G4-3		0-0 6-3			0-0 F9			
Enos Cabell, R OBP: 0.301, SLG: 0.344 (1, 3)	0-0 6-3			0-0 1-3			0-0 F9 CS 2B		
Mike Scioscia, L OBP: 0.395, SLG: 0.377 (1, 2)		0-0 HR		0-0 G4-6-3 1B			0-0 F9 2-3		
Dave Anderson, R OBP: 0.302, SLG: 0.320 (1, 6)		0-0 F3		0-0 G4-6-3 1-2f			0-0 F9 3-H 1B		
Jose Gonzalez, R OBP: 0.273, SLG: 0.214 (1, 8)		0-0 F8			0-0 F3		0-0 G3		
Fernando Valenzuela, L OBP: 0.205, SLG: 0.230 (1, 1)		0-0 G3			0-0 F7			0-0 L5	

Inning Stats	R: 1 E: 0 K: 0 S: 3	H: 1 LOB: 1 BB: 2 P: 11	R: 1 E: 0 K: 0 S: 4	H: 1 LOB: 0 BB: 0 P: 4	R: 0 E: 0 K: 0 S: 3	H: 1 LOB: 0 BB: 0 P: 3	R: 0 E: 0 K: 0 S: 3	H: 0 LOB: 0 BB: 0 P: 3	R: 0 E: 0 K: 0 S: 3	H: 0 LOB: 0 BB: 0 P: 3	R: 0 E: 0 K: 0 S: 4	H: 2 LOB: 1 BB: 0 P: 4	R: 0 E: 0 K: 1 S: 5	H: 0 LOB: 0 BB: 0 P: 5
1B: 2 2B: 2 3B: 0 HR: 2	SF: 0 SAC: 0 DP: 2 HBP: 0	WP: 0 PA: 29												

PITCHER	IP	WLS	BF	H	R	ER	SO	BB	IBB	HBP	BLK	WP	HR	S	P	ERA	WHIP
Don Carman, L ERA: 3.61 (1, 1)	7.0	L	26	6	3	3	0	2	0	0	0	0	2	24	32	3.86	1.143
Kent Tekulve, R ERA: 2.73 (8, 1)	1.0		3	0	0	0	1	0	0	0	0	0	0	5	5	0.00	0.000

BOTTOM

Philadelphia Phillies @ Los Angeles Dodgers  
 Dodger Stadium, Los Angeles, CA  
 Mon Aug 25 1986, 7:05 PM PDT  
 Att. 35,553 - Unknown

livebaseballscorecards.com

AB	27
R	3
H	6
RBI	2
BB	2
SO	1
LOB	6





Batter	1	2	3	4	5	6	7	8	9	AB R H RBI BB SO LOB	TOP	
<b>Jeff Stone, L</b> (1, 7) <small>OBP: 0.335, SLG: 0.417</small> (8, 8)	0-0 <b>4-3</b>		0-0 		0-3 <b>K</b>			0-0 <b>E7</b> <b>1B</b>	0-0 <b>G3</b>	5 1 2 0 0 1 2	<b>Philadelphia Phillies @ Los Angeles Dodgers</b> <b>Dodger Stadium, Los Angeles, CA</b> Tue Aug 26 1986, 7:05 PM PDT Att: 30,979 - Unknown	
<b>Milt Thompson, L</b> (1, 8) <small>OBP: 0.274, SLG: 0.296</small> <b>Ron Roenicke, S</b> (8, PH) <small>OBP: 0.384, SLG: 0.385</small> (8, 7)	0-0 		0-3 <b>K</b>		0-0 <b>F5</b>		4-0 		3 1 1 0 0 1 1 0 1 0 0 1 0 0			
<b>Von Hayes, L</b> (1, 3) <small>OBP: 0.375, SLG: 0.437</small>	0-0 			0-0 		0-0 <b>F9</b>		0-0 		4 1 3 2 0 0 0		
<b>Mike Schmidt, R</b> (1, 5) <small>OBP: 0.379, SLG: 0.532</small>	0-3 <b>K</b>			0-0 <b>F4</b>		0-0 <b>F7</b>		0-3 <b>K</b>		4 0 0 0 0 2 4		
<b>Glenn Wilson, R</b> (1, 9) <small>OBP: 0.306, SLG: 0.404</small>	0-0 <b>6-3</b>			0-0 <b>6-3</b>			0-0 <b>6-3</b>	0-0 		4 1 1 3 0 0 2		
<b>Juan Samuel, R</b> (1, 4) <small>OBP: 0.296, SLG: 0.451</small> <b>Steve Bedrosian, R</b> (8, 1) <small>OBP: 0.400, SLG: 0.250</small>		0-0 <b>F8</b>		0-0 <b>F8</b>			0-3 <b>K</b>	0-0 <b>F4</b>		4 0 0 0 0 1 1 0 0 0 0 0 0 0		
<b>John Russell, R</b> (1, 2) <small>OBP: 0.283, SLG: 0.439</small>		0-0 <b>F8</b>			0-0 <b>6-3</b>		0-0 	0-0 		4 1 2 1 0 0 0		
<b>Steve Jeltz, S</b> (1, 6) <small>OBP: 0.333, SLG: 0.269</small>		0-0 <b>4-3</b>			0-3 <b>K</b>		0-0 <b>4-3</b>	0-0 <b>SH1-4</b>		3 0 0 0 0 1 0		
<b>Kevin Gross, R</b> (1, 1) <small>OBP: 0.188, SLG: 0.286</small> <b>Rick Schu, R</b> (8, PH) <small>OBP: 0.343, SLG: 0.455</small> <b>Luis Aguayo, R</b> (8, 4) <small>OBP: 0.241, SLG: 0.327</small>			0-0 <b>6-3</b>		0-0 			0-0 <b>F9</b>	0-3 <b>K</b>	2 0 1 0 0 0 0 1 0 0 0 0 0 0 1 0 0 0 0 1 1		
<b>Inning Stats</b>	R: 1 H: 2 E: 0 LOB: 1 K: 1 BB: 0 S: 7 P: 7	R: 0 H: 0 E: 0 LOB: 0 K: 0 BB: 0 S: 3 P: 3	R: 0 H: 1 E: 0 LOB: 0 K: 1 BB: 0 S: 5 P: 5	R: 0 H: 1 E: 0 LOB: 1 K: 0 BB: 0 S: 4 P: 4	R: 0 H: 1 E: 0 LOB: 1 K: 2 BB: 0 S: 8 P: 8	R: 0 H: 0 E: 0 LOB: 0 K: 0 BB: 0 S: 3 P: 3	R: 1 H: 1 E: 0 LOB: 0 K: 1 BB: 0 S: 6 P: 6	R: 4 H: 3 E: 1 LOB: 0 K: 1 BB: 1 S: 8 P: 12	R: 0 H: 1 E: 0 LOB: 1 K: 1 BB: 0 S: 6 P: 6	1B: 7 SF: 0 2B: 1 SAC: 1 3B: 0 DP: 0 HR: 2 HBP: 0	WP: 0 PA: 37 PB: 0 SB: 2 CS: 1	
<b>PITCHER</b> <b>Alejandro Pena, R</b> (1, 1) <small>ERA: 4.34</small> <b>Ed Vande Berg, L</b> (7, 1) <small>ERA: 3.56</small> <b>Ken Howell, R</b> (8, 1) <small>ERA: 3.06</small> <b>Brian Holton, R</b> (9, 1) <small>ERA:</small>	IP WLS BF H R ER SO BB IBB HBP BLK WP HR S P ERA WHIP											<b>PITCHER</b> IP WLS BF H R ER SO BB IBB HBP BLK WP HR S P ERA WHIP
	6.0 22 5 1 1 4 0 0 0 0 0 0 0 30 30 1.50 0.833 1.1 L 8 3 4 4 1 1 0 0 0 0 0 1 9 13 27.00 3.000 0.2 3 1 1 1 1 0 0 0 0 0 1 5 5 13.50 1.500 1.0 4 1 0 0 0 1 0 0 0 0 0 0 6 6 0.00 1.000											

livebaseballscorecards.com

<b>AB</b>	<b>35</b>
<b>R</b>	<b>6</b>
<b>H</b>	<b>10</b>
<b>RBI</b>	<b>6</b>
<b>BB</b>	<b>1</b>
<b>SO</b>	<b>7</b>
<b>LOB</b>	<b>11</b>



Batter	1	2	3	4	5	6	7	8	9	AB	R	H	RBI	BB	SO	LOB
Steve Sax, R OBP: 0.377, SLG: 0.424 (1, 4)	0-0 2B	0-0 F3		0-0 F9		0-0 1B		0-3 K		5	0	2	1	0	1	6
Franklin Stubbs, L OBP: 0.300, SLG: 0.450 (1, 7)	0-0 F8		0-0 1B 1B		0-3 K	0-0 F5			0-0 HR	5	2	2	1	0	1	2
Bill Madlock, R OBP: 0.333, SLG: 0.395 (1, 5)	0-3 K		0-0 1B 1B		0-0 G1 1B		0-0 F8		0-0 6-3	5	0	2	0	0	1	1
Len Matuszek, L OBP: 0.338, SLG: 0.469 Ken Howell, R Reggie Williams, R OBP: 0.326, SLG: 0.365 (1, 3) (8, 1) (9, 9)	0-0 F7		0-0 1B		0-0 G1		0-0 L6-3 1B		4-0 1B BB	4	0	2	1	0	0	2
Mike Scioscia, L OBP: 0.395, SLG: 0.373 (1, 2)		4-0 1B 1B BB	0-0 B2-6		4-0 BB		0-0 L6-3		0-3 K	3	0	0	0	2	1	4
Enos Cabell, R OBP: 0.303, SLG: 0.345 (1, 9) (8, 3)		0-0 F7	0-0 4-3		0-0 L6			0-0 WP 1B	0-0 2-H 1B	5	0	2	1	0	0	4
Dave Anderson, R OBP: 0.313, SLG: 0.325 (1, 6)		0-0 1B 1B		0-0 F8		0-0 6-3 SH1-3 1B		4-0 1B BB	0-0 F3	4	1	2	0	1	0	1
Jose Gonzalez, R OBP: 0.278, SLG: 0.226 (1, 8)		0-0 F7		0-0 SH3-4 1B		0-0 SH1-3		0-3 K		3	0	1	0	0	1	4
Alejandro Pena, R OBP: 0.250, SLG: 0.250 Alex Trevino, R OBP: 0.356, SLG: 0.401 Ed Vande Berg, R Bill Russell, R OBP: 0.285, SLG: 0.279 Brian Holton, R (1, 1) (6, PH) (7, 1) (8, 9) (9, 1)		0-0 1B		0-0 SH3-4		0-0 6-3		0-3 K		1	0	1	0	0	0	0

Inning Stats	R: 0	H: 1	E: 0	K: 1	S: 6	H: 1	LOB: 1	BB: 0	P: 6	R: 0	H: 2	E: 0	K: 0	S: 5	H: 3	LOB: 1	BB: 0	P: 5	R: 0	H: 1	E: 0	K: 0	S: 4	H: 1	LOB: 1	BB: 0	P: 4	R: 0	H: 1	E: 0	K: 1	S: 6	H: 2	LOB: 1	BB: 0	P: 5	R: 0	H: 1	E: 0	K: 0	S: 3	H: 1	LOB: 0	BB: 0	P: 3	R: 0	H: 1	E: 0	K: 3	S: 10	H: 1	LOB: 2	BB: 1	P: 14	R: 2	H: 2	E: 0	K: 1	S: 7	H: 2	LOB: 1	BB: 1	P: 11	1B: 12	2B: 3	3B: 0	HR: 1	SF: 0	SAC: 2	DP: 2	HBP: 0	WP: 1	PB: 0	SB: 3	CS: 0	PA: 43
--------------	------	------	------	------	------	------	--------	-------	------	------	------	------	------	------	------	--------	-------	------	------	------	------	------	------	------	--------	-------	------	------	------	------	------	------	------	--------	-------	------	------	------	------	------	------	------	--------	-------	------	------	------	------	------	-------	------	--------	-------	-------	------	------	------	------	------	------	--------	-------	-------	--------	-------	-------	-------	-------	--------	-------	--------	-------	-------	-------	-------	--------

PITCHER	IP	WLS	BF	H	R	ER	SO	BB	IBB	HBP	BLK	WP	HR	S	P	ERA	WHIP
Kevin Gross, R ERA: 3.88 (1, 1)	7.0	W	32	11	2	2	2	2	0	0	0	0	0	34	42	2.57	1.857
Steve Bedrosian, R ERA: 3.03 (8, 1)	2.0		11	3	2	2	4	2	0	0	0	1	1	17	25	9.00	2.500

BOTTOM

Philadelphia Phillies @ Los Angeles Dodgers  
 Dodger Stadium, Los Angeles, CA  
 Tue Aug 26 1986, 7:05 PM PDT  
 Att. 30,979 - Unknown

AB 37  
 R 4  
 H 14  
 RBI 4  
 BB 4  
 SO 6  
 LOB 27



WP	PA	ERA	WHIP
1	43		



Batter	1	2	3	4	5	6	7	8	9	AB R H RBI BB SO LOB	TOP
<b>Jeff Stone, L</b> (1, 7) X OBP: 0.336, SLG: 0.411 <b>Steve Bedrosian, R</b> (9, 1) OBP: 0.400, SLG: 0.250	0-0 F7 BB BB BB	4-0 BB BB BB		4-0 1B BB BB		0-3 K S S			0-0 E6 1B S	3 1 0 0 2 1 1 0 0 0 0 0 0 0	
<b>Milt Thompson, L</b> (1, 8) X OBP: 0.277, SLG: 0.298	0-0 1B BLK SF9 1B			0-0 K S S		0-0 F5 S S			0-3 K 1-2	5 1 2 0 0 2 4	
<b>Von Hayes, L</b> (1, 3) X OBP: 0.375, SLG: 0.436	0-0 SF9 BB 1-3 1B		0-0 4-3 S S	0-0 F5 S S			0-0 4-3 S S		0-0 1B 2-H	5 0 2 1 0 0 2	
<b>Mike Schmidt, R</b> (1, 5) B OBP: 0.379, SLG: 0.530	4-0 1-2 BB		0-0 1B 1B		0-3 K S S		0-0 F4 S S		0-0 F9 S S	4 0 1 0 1 1 1	
<b>Glenn Wilson, R</b> (1, 9) X OBP: 0.308, SLG: 0.406	0-0 SF9 2-3 3-H		0-0 1-2 1B		0-0 1B		0-0 F4 S S			3 0 2 1 0 0 0	
<b>Juan Samuel, R</b> (1, 4) S OBP: 0.294, SLG: 0.447	0-3 K S S		0-0 F9 S S		0-0 F8 S S		0-0 5-3 S S			4 0 0 0 0 1 5	
<b>Ronn Reynolds, R</b> (1, 2) S OBP: 0.265, SLG: 0.329			0-3 K S S	0-3 K S S		0-3 K S S		0-3 K S S		4 0 0 0 0 4 3	
<b>Steve Jeltz, S</b> (1, 6) X OBP: 0.334, SLG: 0.272		0-0 FC1-6 1B		0-0 F8 S S		0-0 FC3-6 1B		0-0 F8 S S		4 0 2 0 0 0 0	
<b>Bruce Ruffin, S</b> (1, 1) X OBP: 0.086, SLG: 0.114 <b>Greg Gross, L</b> (9, PH) (9, 7) OBP: 0.365, SLG: 0.295		0-0 FC1-6 BB 1-2f		0-3 K S S		0-0 FC3-6 1-2f		0-0 5-3 S S		3 0 0 0 0 1 2 1 0 0 0 0 0 0	
<b>Inning Stats</b>	R: 1 H: 2 E: 0 LOB: 2 K: 1 BB: 1 S: 7 P: 11	R: 0 H: 1 E: 0 LOB: 2 K: 2 BB: 1 S: 8 P: 12	R: 0 H: 2 E: 0 LOB: 2 K: 1 BB: 0 S: 7 P: 7	R: 0 H: 1 E: 0 LOB: 2 K: 1 BB: 1 S: 6 P: 10	R: 0 H: 1 E: 0 LOB: 1 K: 2 BB: 0 S: 8 P: 8	R: 0 H: 1 E: 0 LOB: 1 K: 1 BB: 0 S: 6 P: 6	R: 0 H: 0 E: 0 LOB: 0 K: 0 BB: 0 S: 3 P: 3	R: 0 H: 0 E: 0 LOB: 0 K: 1 BB: 0 S: 5 P: 5	R: 1 H: 1 E: 1 LOB: 1 K: 1 BB: 0 S: 7 P: 7	1B: 9 SF: 1 2B: 0 SAC: 0 3B: 0 DP: 0 HR: 0 HBP: 0	WP: 0 PA: 40 PB: 0 SB: 1 CS: 0
<b>PITCHER</b> <b>Bob Welch, R</b> (1, 1) ERA: 3.43	IP WLS BF H R ER SO BB IBB HBP BLK WP HR S P ERA WHIP 9.0 L 40 9 2 1 10 3 0 0 1 0 0 57 69 1.00 1.333										

Philadelphia Phillies @ Los Angeles Dodgers  
 Dodger Stadium, Los Angeles, CA  
 Wed Aug 27 1986, 3:33 AM PDT  
 Att: 23,543 - Unknown

livebaseballscorecards.com

AB 36  
 R 2  
 H 9  
 RBI 2  
 BB 3  
 SO 10  
 LOB 18



Batter	1	2	3	4	5	6	7	8	9	AB	R	H	RBI	BB	SO	LOB
Dave Anderson, R (1, 6) OBP: 0.312, SLG: 0.318	0-0 1-3			0-0 6-3		4-0 1B SF7 BB		0-0 F7		3	1	0	0	1	0	0
Bill Russell, R (1, 7) OBP: 0.289, SLG: 0.283	0-0 6-3			0-0 G5-4-3 1B		0-0 SF7 1B		0-0 6-3		4	0	2	0	0	0	0
Steve Sax, R (1, 4) OBP: 0.374, SLG: 0.421	0-0 4-3			0-0 G5-4-3 1-2f		0-0 SF7 1-2 3-H		0-0 1-3		3	0	0	1	0	0	1
Enos Cabell, R (1, 3) OBP: 0.300, SLG: 0.341		0-0 6-3			0-0 5-3	0-0 5-3			4-0 1B BB	3	0	0	0	0	0	1
Len Matuszek, L (9, PH) OBP: 0.342, SLG: 0.469										0	0	0	0	1	0	0
Mike Marshall, R (9, PR) OBP: 0.298, SLG: 0.439										0	0	0	0	0	0	0
Alex Trevino, R (1, 2) OBP: 0.355, SLG: 0.400		0-0 4-3			0-0 FC5 1B			0-3 F8	0-3 K	3	0	1	0	0	0	0
Franklin Stubbs, L (9, PH) OBP: 0.299, SLG: 0.449										1	0	0	0	0	1	1
Jeff Hamilton, R (1, 5) OBP: 0.267, SLG: 0.368		0-0 4-3			0-0 FC5 1B			0-0 F9	0-0 1B	3	0	1	0	0	0	0
Bill Madlock, R (9, PH) OBP: 0.335, SLG: 0.397										1	0	1	0	0	0	0
Reggie Williams, R (1, 9) OBP: 0.326, SLG: 0.364			0-0 5-3		0-0 FC5			0-0 1B	0-3 K	3	0	1	0	0	0	2
Mike Scioscia, L (9, PH) OBP: 0.394, SLG: 0.372					1-2 2-3f					1	0	0	0	0	1	2
Jose Gonzalez, R (1, 8) OBP: 0.256, SLG: 0.206			0-0 6-3		0-0 F9			0-0 5-3		3	0	0	0	0	0	3
Bob Welch, R (1, 1) OBP: 0.182, SLG: 0.164			0-3 K			0-0 B2		0-0 6-3		3	0	0	0	0	1	0

Inning Stats	R: 0	H: 0	E: 0	LOB: 0	K: 0	BB: 0	S: 3	P: 3	R: 0	H: 0	E: 0	LOB: 0	K: 1	BB: 0	S: 5	P: 5	R: 0	H: 1	E: 0	LOB: 0	K: 0	BB: 0	S: 3	P: 3	R: 0	H: 2	E: 0	LOB: 2	K: 0	BB: 0	S: 5	P: 5	R: 1	H: 1	E: 0	LOB: 1	K: 0	BB: 1	S: 4	P: 8	R: 0	H: 1	E: 0	LOB: 1	K: 0	BB: 0	S: 4	P: 4	R: 0	H: 0	E: 0	LOB: 0	K: 0	BB: 0	S: 3	P: 3	R: 0	H: 1	E: 0	LOB: 2	K: 2	BB: 1	S: 8	P: 12	1B: 6	SF: 1	2B: 0	SAC: 0	3B: 0	DP: 1	HR: 0	HBP: 0	WP: 0	PA: 34
--------------	------	------	------	--------	------	-------	------	------	------	------	------	--------	------	-------	------	------	------	------	------	--------	------	-------	------	------	------	------	------	--------	------	-------	------	------	------	------	------	--------	------	-------	------	------	------	------	------	--------	------	-------	------	------	------	------	------	--------	------	-------	------	------	------	------	------	--------	------	-------	------	-------	-------	-------	-------	--------	-------	-------	-------	--------	-------	--------

PITCHER	IP	WLS	BF	H	R	ER	SO	BB	IBB	HBP	BLK	WP	HR	S	P	ERA	WHIP
Bruce Ruffin, L (1, 1) ERA: 2.38	8.0	W	29	5	1	1	1	1	0	0	0	0	0	30	34	1.12	0.750
Steve Bedrosian, R (9, 1) ERA: 2.99	1.0	S	5	1	0	0	2	1	0	0	0	0	0	8	12	0.00	2.000

**BOTTOM**

Philadelphia Phillies @ Los Angeles Dodgers  
 Dodger Stadium, Los Angeles, CA  
 Wed Aug 27 1986, 3:33 AM PDT  
 Att. 23,543 - Unknown

AB	31
R	1
H	6
RBI	1
BB	2
SO	3
LOB	10



WP	PA
0	34



Batter	1	2	3	4	5	6	7	8	9	AB R H RBI BB SO LOB	TOP											
Randy Kutcher, R OBP: 0.267, SLG: 0.425 (1, 8) (6, 6)	0-0 F4		0-0 F9		0-0 1-3 3-H 1B		0-0 1-3			4 0 1 1 0 0 1												
Robby Thompson, R OBP: 0.326, SLG: 0.368 (1, 4)	0-0 CS 1B			0-0 G4-6-3 1B		0-0 E6 1B	0-0 F4			4 1 2 0 0 0 0												
Will Clark, L OBP: 0.346, SLG: 0.462 (1, 3)	0-0 1-3 1-2			0-0 G4-6-3 1-2f		0-0 F8		0-0 F7		4 0 0 0 0 0 3												
Candy Maldonado, R OBP: 0.295, SLG: 0.470 (1, 7) (6, 9)		0-0 F9		0-0 6-3		0-3 K 1-2		0-0 4-3		4 0 0 0 0 1 1												
Chris Brown, R OBP: 0.384, SLG: 0.432 (1, 5)		0-0 6-3			0-0 F8	0-0 2-H 1B 1B		0-0 G3		4 1 1 1 0 0 0												
Chili Davis, S OBP: 0.360, SLG: 0.404 (1, 9) (6, 8)		0-0 4-3			0-0 BB 1B	0-0 1-2 1B 1B		0-0 F8		4 1 2 0 0 0 0												
Bob Brenly, R OBP: 0.359, SLG: 0.379 (1, 2)			0-0 SH3-4 1B		4-0 E 1B BB	0-0 1-3 2-H 1B		0-0 4-3		3 1 2 1 1 0 0												
Jose Uribe, S OBP: 0.296, SLG: 0.276 (6, PH)			0-3 K		0-0 F9	0-0 F8		0-3 K		2 0 0 0 0 0 1 3 1 0 0 0 0 0 0 2												
Harry Spilman, L OBP: 0.331, SLG: 0.458 (6, 7)										0 0 0 0 0 0 0 0 0 0 0 0 0 0 0 0 1 0 0 1 1 0 0 0												
Juan Berenguer, R OBP: 0.167, SLG: 0.167 (6, 1)										0 0 0 0 0 0 0 0 0 0 0 0 0 0 0 0 1 0 0 0 0 0 1 0												
Mark Davis, L OBP: 0.143, SLG: 0.286 (7, 1)																						
Dan Gladden, R OBP: 0.375, SLG: 0.372 (9, PH)																						
Mike Krukow, R OBP: 0.188, SLG: 0.177 (3, 1)			0-0 SH3-4		0-0 E4 1B 1B		0-0 F8			0 0 0 0 0 0 0 0 0 0 0 0 0 0 0 0 1 0 1 1 0 1 0 0 0 0 0 0 0												
Jeff Robinson, R OBP: 0.083, SLG: 0.091 (5, PH)																						
Mike Aldrete, L OBP: 0.343, SLG: 0.397 (5, PR)																						
Kelly Downs, R OBP: 0.167, SLG: 0.167 (5, 1)																						
Frank Williams, R OBP: 0.500, SLG: 0.500 (6, 7)																						
Joel Youngblood, R OBP: 0.299, SLG: 0.378 (6, 7)																						
<b>Inning Stats</b>	R: 0 E: 0 K: 0 S: 3	H: 1 LOB: 0 BB: 0 P: 3	R: 0 E: 0 K: 0 S: 3	H: 0 LOB: 0 BB: 0 P: 3	R: 0 E: 0 K: 1 S: 6	H: 1 LOB: 1 BB: 0 P: 6	R: 0 E: 0 K: 0 S: 3	H: 1 LOB: 0 BB: 0 P: 3	R: 2 E: 1 K: 0 S: 5	H: 3 LOB: 2 BB: 1 P: 9	R: 2 E: 1 K: 1 S: 9	H: 3 LOB: 2 BB: 0 P: 9	R: 0 E: 0 K: 0 S: 3	H: 0 LOB: 0 BB: 0 P: 3	R: 0 E: 0 K: 1 S: 5	H: 0 LOB: 0 BB: 0 P: 5	R: 0 E: 0 K: 1 S: 5	H: 0 LOB: 0 BB: 0 P: 5	1B: 9 2B: 0 3B: 0 HR: 0	SF: 0 SAC: 1 DP: 1 HBP: 0	WP: 0 PB: 0 SB: 1 CS: 1	PA: 35
<b>PITCHER</b>	IP WLS BF H R ER SO BB IBB HBP BLK WP HR S P ERA WHIP																					
Mike Maddux, R ERA: 6.02 (1, 1)	5.2 W 23 7 4 2 2 1 0 0 0 0 0 0 26 30 3.18 1.412																					
Tom Hume, R ERA: 2.84 (6, 1)	0.1 3 2 0 0 0 0 0 0 0 0 0 0 3 3 0.00 6.000																					
Kent Tekulve, R ERA: 2.7 (7, 1)	1.0 3 0 0 0 0 0 0 0 0 0 0 0 3 3 0.00 0.000																					
Steve Bedrosian, R ERA: 2.91 (8, 1)	2.0 S 6 0 0 0 1 0 0 0 0 0 0 0 8 8 0.00 0.000																					

San Francisco Giants @ Philadelphia Phillies  
Veterans Stadium, Philadelphia, PA  
Fri Aug 29 1986, 7:05 PM EDT  
Att: 21,572 - Unknown

livebaseballscorecards.com

AB	33
R	4
H	9
RBI	4
BB	1
SO	3
LOB	10



Batter	1	2	3	4	5	6	7	8	9
<b>Gary Redus, R</b> OBP: 0.338, SLG: 0.473 (1, 7)	0-0 WP 1B	0-0 F8	0-0 F8			4-0 1B 2B BB	0-3 K		
<b>Milt Thompson, L</b> OBP: 0.275, SLG: 0.296 (1, 8)	0-3 K 1-2	0-0 6-3		0-0 6-3		0-0 2B 1-2 1B		0-3 K	
<b>Von Hayes, L</b> OBP: 0.379, SLG: 0.445 (1, 3)	0-0 S 2-H 1B		0-0 1B 3B	4-0 BB		0-0 1-3 2-H 2B		0-0 F9	
<b>Mike Schmidt, R</b> OBP: 0.383, SLG: 0.530 (1, 5)	4-0 1B 2-3 BB		0-0 HBP SF7 1B	0-0 F3		4-0 IBB		4-0 BB	
<b>Glenn Wilson, R</b> OBP: 0.309, SLG: 0.406 (1, 9)	0-0 1B 1-2 1B 3-H		0-0 SF7 HBP 1B	0-0 F8		0-0 F3		0-0 F7	
<b>Juan Samuel, R</b> OBP: 0.294, SLG: 0.444 (1, 4)	0-0 F7		1-0 E 1-2 HBP 2-3		0-0 6-3	0-3 K			
<b>John Russell, R</b> OBP: 0.300, SLG: 0.450 (1, 2)	0-0 1-3 2-H 1B		0-0 SF7 1-2 2-3 3-H		0-0 G4-6-3 1B		0-0 2-3 2B		
<b>Steve Jeltz, S</b> OBP: 0.333, SLG: 0.270 (1, 6)	0-3 K		4-0 IBB		0-0 G4-6-3 1-2f		0-0 2-3		
<b>Mike Maddux, L</b> Tom Hume, R Rick Schu, R Kent Tekulve, R Greg Gross, L Steve Bedrosian, R		0-0 4-3	0-3 K			0-0 L3	0-3 K		

AB	R	H	RBI	BB	SO	LOB
4	2	1	0	1	1	4
5	0	1	0	0	2	1
4	2	3	2	1	0	0
2	2	1	1	3	0	1
5	0	2	1	0	0	5
3	0	0	0	0	1	5
3	0	3	2	0	0	0
3	0	0	0	1	1	4
2	0	0	0	0	1	3
0	0	0	0	0	0	0
1	0	0	0	0	0	0
1	0	0	0	0	1	1
0	0	0	0	0	0	0


**BOTTOM**

San Francisco Giants @ Philadelphia Phillies  
Veterans Stadium, Philadelphia, PA

Fri Aug 29 1986, 7:05 PM EDT  
Att. 21,572 - Unknown

livebaseballscorecards.com

<b>AB</b>	<b>33</b>
<b>R</b>	<b>6</b>
<b>H</b>	<b>11</b>
<b>RBI</b>	<b>6</b>
<b>BB</b>	<b>6</b>
<b>SO</b>	<b>7</b>
<b>LOB</b>	<b>24</b>



Inning Stats	R	H	E	K	S	LOB	BB	P	IP	WLS	BF	H	R	ER	SO	BB	IBB	HBP	BLK	WP	HR	S	P	ERA	WHIP
<b>Mike Krukow, R</b> ERA: 3.33 (1, 1)	3	4	0	2	8	2	1	17	2.0	L	15	7	5	5	2	1	0	1	0	1	0	17	22	22.50	4.000
<b>Jeff Robinson, R</b> ERA: 3.67 (3, 1)	0	0	0	0	0	0	0	0	2.0		8	0	0	0	1	1	0	0	0	0	0	8	16	0.00	0.500
<b>Frank Williams, R</b> ERA: 1.47 (5, 1)	0	0	0	0	0	0	0	0	1.1		6	2	1	1	0	1	0	0	0	0	0	5	9	6.75	2.250
<b>Juan Berenguer, R</b> ERA: 2.67 (6, 1)	0	0	0	0	0	0	0	0	1.0		6	2	0	0	1	0	1	0	0	0	0	7	11	0.00	2.000
<b>Mark Davis, L</b> ERA: 2.69 (7, 1)	0	0	0	0	0	0	0	0	1.2		6	0	0	0	3	1	0	0	0	0	0	11	15	0.00	0.600

1B	2B	3B	HR	SF	SAC	DP	HBP	WP	HR	S	P	ERA	WHIP
8	2	1	0	1	0	1	1	1	0	0	0	22.50	4.000



Batter	1	2	3	4	5	6	7	8	9	AB R H RBI BB SO LOB	TOP																			
Randy Kutcher, R OBP: 0.273, SLG: 0.423 (1, 8) BB (8, 6)	4-0 PB S L7-2 BB		x 0-0 CS 1B			x 0-0 F9 ①		x 0-0 F8 ③		3 0 1 0 1 0 0																				
Robby Thompson, R OBP: 0.323, SLG: 0.364 (1, 4) x	0-0 L7-2 1-H ① ②		x 0-0 F7 1-2 ② ③			x 0-0 F9 ②			0-3 K ①	4 0 0 0 0 1 2																				
Will Clark, L OBP: 0.348, SLG: 0.469 (1, 3) x	0-0 1B 2B			x 0-0 F7 ①		x 0-0 F8 ③			0-0 1B 2B	4 2 2 0 0 0 0																				
Candy Maldonado, R OBP: 0.294, SLG: 0.467 (1, 7) x SS	0-0 2-H 1B			0-3 K SS		x 0-0 F7 ①			0-0 F3 ②	4 0 1 1 0 1 1																				
Chris Brown, R OBP: 0.383, SLG: 0.430 (1, 5) SS	0-3 K ③			0-3 K SS		x 0-0 F8 ②			0-0 2B 1B	4 1 1 0 0 2 1																				
Chili Davis, S OBP: 0.363, SLG: 0.407 (1, 9) BB (8, 8)		4-0 BB 9-3 BB		0-3 K SS		x 0-0 K ①		4-0 BB BB	0-0 2B 1-H 3-H	2 0 1 2 2 1 0																				
Bob Brenly, R OBP: 0.356, SLG: 0.376 (1, 2) Harry Spilman, L OBP: 0.328, SLG: 0.455 (9, PH)		0-0 9-3 1-2f		0-3 K SS		x 0-0 K ②		0-0 F7 ③	0-0 4-3 ③	3 0 0 0 0 1 2 1 0 0 0 0 0 1																				
Jose Uribe, S OBP: 0.297, SLG: 0.275 (1, 6) Dan Gladden, R OBP: 0.374, SLG: 0.370 (8, PH) Greg Minton, S (8, 1)		0-3 K SS		4-0 BB BB				0-3 K SS		1 0 0 0 1 1 0 1 0 0 0 0 1 0 0 0 0 0 0 0 0																				
Michael LaCoss, R OBP: 0.250, SLG: 0.380 (1, 1) Joel Youngblood, R OBP: 0.297, SLG: 0.376 (8, PH) (8, 7)			x 0-0 F6 ①		0-3 K SS			x 0-0 F8 ②		2 0 0 0 0 1 1 1 0 0 0 0 0 0																				
<b>Inning Stats</b>	R: 1 E: 0 K: 1 S: 6	H: 2 LOB: 1 BB: 1 P: 10	R: 0 E: 0 K: 1 S: 4	H: 0 LOB: 0 BB: 1 P: 8	R: 0 E: 0 K: 0 S: 3	H: 1 LOB: 0 BB: 0 P: 3	R: 0 E: 0 K: 2 S: 7	H: 0 LOB: 0 BB: 0 P: 7	R: 0 E: 0 K: 3 S: 9	H: 0 LOB: 1 BB: 1 P: 13	R: 0 E: 0 K: 0 S: 3	H: 0 LOB: 0 BB: 0 P: 3	R: 0 E: 0 K: 0 S: 3	H: 0 LOB: 1 BB: 1 P: 7	R: 0 E: 0 K: 1 S: 5	H: 0 LOB: 0 BB: 0 P: 5	R: 2 E: 0 K: 1 S: 8	H: 3 LOB: 1 BB: 0 P: 8	1B: 3 2B: 5 3B: 0 HR: 0	SF: 0 SAC: 0 DP: 2 HBP: 0	WP: 0 PB: 1 SB: 1 CS: 1	PA: 34								
<b>PITCHER</b> Don Carman, L ERA: 3.57 Steve Bedrosian, R ERA: 2.89	IP 8.2	WLS W	BF 33	H 6	R 3	ER 3	SO 9	BB 4	IBB 0	HBP 0	BLK 0	WP 0	HR 0	S 47	P 63	ERA 3.12	WHIP 1.154													
																			AB 30	R 3	H 6	RBI 3	BB 4	SO 9	LOB 8					

San Francisco Giants @ Philadelphia Phillies  
Veterans Stadium, Philadelphia, PA  
Sat Aug 30 1986, 7:05 PM EDT  
Att: 23,022 - Unknown

livebaseballscorecards.com

Batter	1	2	3	4	5	6	7	8	9
<b>Gary Redus, R</b> (1, 7) OBP: 0.344, SLG: 0.471	0-0 4-3			4-0 HR BB		4-0 3B BB	1-0 CS HBP		
<b>Milt Thompson, L</b> (1, 8) OBP: 0.275, SLG: 0.304	0-0 F7			0-0 4-3		0-0 1B 3B	0-0 CS	0-0 F7	
<b>Von Hayes, L</b> (1, 3) OBP: 0.380, SLG: 0.452	0-0 4-3			0-0 F7		0-0 1B E		0-0 HR	
<b>Mike Schmidt, R</b> (1, 5) OBP: 0.382, SLG: 0.534		0-0 L8		0-0 HR		0-0 F7		0-0 5-3	
<b>Glenn Wilson, R</b> (1, 9) OBP: 0.308, SLG: 0.404		0-0 5-3		0-0 1B		0-0 E5 1B		0-0 4-3	
<b>Juan Samuel, R</b> (1, 4) OBP: 0.294, SLG: 0.443		0-0 5-3		0-3 K		0-0 1B			
<b>John Russell, R</b> (1, 2) OBP: 0.297, SLG: 0.444			0-0 4-3		0-0 6-3	0-0 5-3			
<b>Steve Jeltz, S</b> (1, 6) OBP: 0.331, SLG: 0.267			0-0 4-3		0-3 K		0-0 4-3		
<b>Don Carman, L</b> (1, 1) <b>Steve Bedrosian, R</b> (9, 1) OBP: 0.400, SLG: 0.250			0-3 K		0-0 L7		0-0 4-3		

Inning Stats	R: 0	H: 0	E: 0	LOB: 0	K: 0	BB: 0	S: 3	P: 3
	0	0	0	0	0	0	3	3
	0	0	0	0	0	0	3	3
	0	0	0	0	0	0	3	3
	2	2	0	1	1	0	7	11
	0	0	0	0	1	0	5	5
	2	3	1	2	1	0	6	10
	0	0	0	0	0	0	3	3
	1	1	0	0	0	0	4	4

PITCHER	IP	WLS	BF	H	R	ER	SO	BB	IBB	HBP	BLK	WP	HR	S	P	ERA	WHIP
<b>Michael LaCoss, R</b> (1, 1) ERA: 3.82	7.0	L	28	5	4	4	3	2	0	1	0	0	1	31	40	5.14	1.000
<b>Greg Minton, R</b> (8, 1) ERA: 3.79	1.0		4	1	1	1	0	0	0	0	0	0	1	4	4	9.00	1.000

**BOTTOM**

AB	R	H	RBI	BB	SO	LOB
1	2	0	0	2	0	0
4	1	1	1	0	0	1
4	1	2	2	0	0	1
4	1	1	2	0	0	1
4	0	1	0	0	0	1
3	0	1	0	0	1	1
3	0	0	0	0	0	2
3	0	0	0	0	1	0
3	0	0	0	0	1	0
0	0	0	0	0	0	0

<b>AB</b>	<b>29</b>
<b>R</b>	<b>5</b>
<b>H</b>	<b>6</b>
<b>RBI</b>	<b>5</b>
<b>BB</b>	<b>2</b>
<b>SO</b>	<b>3</b>
<b>LOB</b>	<b>7</b>



WP	PA	ERA	WHIP
0	33		
0			
0			
0			

San Francisco Giants @ Philadelphia Phillies  
Veterans Stadium, Philadelphia, PA  
Sat Aug 30 1986, 7:05 PM EDT  
Att. 23,022 - Unknown

livebaseballscorecards.com



Batter	1	2	3	4	5	6	7	8	9	AB R H RBI BB SO LOB	TOP																				
<b>Mike Aldrete, L</b> (1, 7) <small>OBP: 0.345, SLG: 0.395</small> <b>Joel Youngblood, R</b> (5, PH) <small>OBP: 0.298, SLG: 0.381</small> (5, 7)	0-0 6-3		H 1-0 FC5-4 HBP		X 0-0 1B 1B 2B	0-3 K			0-3 K	1 0 0 0 0 0 3 1 1 0 0 2																					
<b>Robby Thompson, R</b> (1, 4) <small>OBP: 0.324, SLG: 0.365</small>	0-0 5-3		X 0-0 FC5-4 HBP 1-2f		X 0-0 CS 1B 1B		X 0-0 SH1-4 1B		0-3 K	5 0 2 0 0 1																					
<b>Will Clark, L</b> (1, 3) <small>OBP: 0.345, SLG: 0.464</small>	0-0 F7		X 0-0 F8		0-3 K		X 0-0 SH1-4 1-2			3 0 0 0 0 1																					
<b>Candy Maldonado, R</b> (1, 9) <small>OBP: 0.304, SLG: 0.471</small>		X 0-0 F8 3B 1B	H 1-0 HBP		X 0-0 CS 1B 1-2 3-H		B 4-0 BB BB BB			2 1 2 1 1 0																					
<b>Chris Brown, R</b> (1, 5) <small>OBP: 0.380, SLG: 0.426</small>		X 0-0 F8 1-2	X 0-0 F8		0-3 K 1-2 2-3		X 0-0 G4-6-3 BB			4 0 0 0 0 1																					
<b>Chili Davis, S</b> (1, 8) <small>OBP: 0.364, SLG: 0.406</small>		B 4-0 BB BB BB		X 0-0 5-3		X 0-0 E 1B		S 0-3 K		3 1 1 0 1 1																					
<b>Bob Brenly, R</b> (1, 2) <small>OBP: 0.355, SLG: 0.377</small>		0-3 K		X 0-0 F7		X 0-0 F8		X 0-0 L4-6 2B		4 0 1 0 0 1																					
<b>Jose Uribe, S</b> (1, 6) <small>OBP: 0.300, SLG: 0.283</small> <b>Harry Spilman, L</b> (8, PH) <small>OBP: 0.328, SLG: 0.455</small> <b>Dan Gladden, R</b> (8, PH) <small>OBP: 0.373, SLG: 0.369</small> <b>Jeff Robinson, R</b> (8, 1) <small>OBP: 0.083, SLG: 0.091</small>		X 0-0 1-H 2-H 3B		X 0-0 1B		X 0-0 F6		X 0-0 L4-6 2-3		3 0 2 2 0 0 0 0 0 0 0 0 1 0 0 0 0 0 0 0 0 0 0 0																					
<b>Vida Blue, S</b> (1, 1) <small>OBP: 0.205, SLG: 0.176</small> <b>Luis Quinones, S</b> (8, 6) <small>OBP: 0.240, SLG: 0.319</small>		0-3 K		0-3 K		B 4-0 BB BB BB		X 0-0 L3		2 0 0 0 1 2 1 0 0 0 0 0																					
<b>Inning Stats</b>	R: 0 E: 0 K: 0 S: 3	H: 0 LOB: 0 BB: 0 P: 3	R: 2 E: 0 K: 2 S: 9	H: 2 LOB: 1 BB: 1 P: 13	R: 0 E: 0 K: 0 S: 3	H: 0 LOB: 2 BB: 0 P: 5	R: 0 E: 0 K: 1 S: 6	H: 1 LOB: 1 BB: 0 P: 6	R: 1 E: 0 K: 2 S: 9	H: 3 LOB: 1 BB: 0 P: 9	R: 0 E: 0 K: 1 S: 6	H: 1 LOB: 2 BB: 1 P: 10	R: 0 E: 0 K: 0 S: 3	H: 1 LOB: 1 BB: 1 P: 7	R: 0 E: 0 K: 1 S: 5	H: 1 LOB: 0 BB: 0 P: 5	R: 0 E: 0 K: 2 S: 7	H: 0 LOB: 0 BB: 0 P: 7	1B: 6 2B: 3 3B: 1 HR: 0	SF: 0 SAC: 1 DP: 2 HBP: 2	WP: 0 PB: 0 SB: 0 CS: 2	PA: 38									
<b>PITCHER</b>	IP WLS BF H R ER SO BB IBB HBP BLK WP HR S P ERA WHIP																														
<b>Kevin Gross, R</b> (1, 1) <small>ERA: 3.9</small> <b>Kent Tekulve, R</b> (7, 1) <small>ERA: 2.66</small> <b>Dan Schatzeder, L</b> (8, 1) <small>ERA: 3.51</small> <b>Steve Bedrosian, R</b> (9, 1) <small>ERA: 2.85</small>	6.0		28	7	3	3	6	2	0	2	0	0	0	36	46	4.50	1.500														
	1.1	W	6	2	0	0	1	1	0	0	0	0	0	7	11	0.00	2.250														
	0.2		1	0	0	0	0	0	0	0	0	0	0	1	1	0.00	0.000														
	1.0	S	3	0	0	0	2	0	0	0	0	0	0	7	7	0.00	0.000														

**San Francisco Giants @ Philadelphia Phillies**  
**Veterans Stadium, Philadelphia, PA**  
 Sun Aug 31 1986, 3:33 AM EDT  
 Att: 24,082 - Unknown

[livebaseballscorecards.com](http://livebaseballscorecards.com)

<b>AB</b>	<b>32</b>
<b>R</b>	<b>3</b>
<b>H</b>	<b>9</b>
<b>RBI</b>	<b>3</b>
<b>BB</b>	<b>3</b>
<b>SO</b>	<b>9</b>
<b>LOB</b>	<b>20</b>







Batter	1	2	3	4	5	6	7	8	9	AB R H RBI BB SO LOB	TOP																
Jerry Royster, R (1, 5) OBP: 0.338, SLG: 0.380	0-0 L7		0-0 F9	0-0 2B		4-0 BB		4-0 BB		3 0 1 1 2 0 0																	
Tony Gwynn, L (1, 9) OBP: 0.387, SLG: 0.480	4-0 BLK BB		0-0 G3	0-0 G3		0-0 F8		0-0 FC5-4 1B		4 0 1 0 1 0 3																	
Kevin McReynolds, R (1, 8) OBP: 0.357, SLG: 0.486	0-0 L9		4-0 2B BB		0-0 F8		0-0 1B 1B	0-0 FC5-4 1-2f		4 1 1 0 1 0 3																	
Steve Garvey, R (1, 3) OBP: 0.288, SLG: 0.422	0-3 K 1-2		0-0 2B		0-0 F8		0-3 K		0-0 4-3	5 0 1 1 0 2 2																	
Bruce Bochy, R (1, 2) OBP: 0.349, SLG: 0.536		0-0 E6 FC4-6 BB	0-0 G3		0-0 E6 HR		0-0 HBP 1B		0-0 2B	3 1 0 0 0 0 1 2 0 2 0 0 0 0																	
Terry Kennedy, L (7, PH) OBP: 0.322, SLG: 0.390																											
Carmelo Martinez, R (1, 7) OBP: 0.349, SLG: 0.393		0-0 F3		0-0 5-3		0-0 HR		1-0 G4-3 HBP		3 1 1 2 0 0 1 1 0 0 0 0 0 1																	
Marvell Wynne, L (9, PH) OBP: 0.264, SLG: 0.405																											
Garry Templeton, S (1, 6) OBP: 0.281, SLG: 0.295		4-0 FC4-6 1-2 BB		0-0 1B 2B 2B		0-0 F8		0-0 G4-3 1-2f		4 1 1 0 1 0 4																	
Bip Roberts, S (1, 4) OBP: 0.271, SLG: 0.288		0-0 FC4-6 1-2f 2-3		0-0 2B 2-3 1B		0-0 B1-3		0-0 F7		4 0 1 0 0 0 2																	
Ed Whitson, R (1, 1) OBP: 0.118, SLG: 0.118		0-0 4-3		0-3 K		0-0 F7		0-3 K		2 0 0 0 0 1 4 1 0 0 0 0 0 0 0 0 0 0 0 0 0 1 0 0 0 0 1 0 0 0 0 0 0 0 0																	
John Kruk, L (6, PH) OBP: 0.407, SLG: 0.439																											
Gene Walter, L (6, 1) OBP: 0.300, SLG: 0.333																											
Graig Nettles, L (8, PH) OBP: 0.285, SLG: 0.376																											
Craig Lefferts, L (8, 1) OBP: 0.143, SLG: 0.571																											
<b>Inning Stats</b>	R: 0 E: 0 K: 1 S: 5	H: 0 LOB: 1 BB: 1 P: 9	R: 0 E: 1 K: 0 S: 4	H: 0 LOB: 2 BB: 1 P: 8	R: 1 E: 0 K: 0 S: 4	H: 1 LOB: 1 BB: 1 P: 8	R: 1 E: 0 K: 1 S: 8	H: 3 LOB: 2 BB: 0 P: 8	R: 2 E: 1 K: 0 S: 5	H: 1 LOB: 0 BB: 0 P: 5	R: 0 E: 0 K: 0 S: 3	H: 0 LOB: 1 BB: 1 P: 7	R: 0 E: 0 K: 1 S: 6	H: 2 LOB: 2 BB: 0 P: 7	R: 0 E: 0 K: 1 S: 6	H: 1 LOB: 2 BB: 1 P: 10	R: 0 E: 0 K: 0 S: 4	H: 1 LOB: 1 BB: 0 P: 4	1B: 4 2B: 4 3B: 0 HR: 1	SF: 0 SAC: 0 DP: 1 HBP: 1	WP: 0 PB: 0 SB: 0 CS: 0	PA: 43					
<b>PITCHER</b>	IP WLS BF H R ER SO BB IBB HBP BLK WP HR S P ERA WHIP																										
Bruce Ruffin, L (1, 1) ERA: 2.41	6.0		29	5	4	2	2	4	0	0	1	0	1	29	45	3.00	1.500										
Tom Hume, R (7, 1) ERA: 2.79	1.0		5	2	0	0	1	0	0	1	0	0	0	6	7	0.00	2.000										
Dan Schatzeder, L (8, 1) ERA: 3.48	0.2		4	1	0	0	1	1	0	0	0	0	0	5	9	0.00	3.000										
Kent Tekulve, R (8, 1) ERA: 2.62	1.1	W	5	1	0	0	0	0	0	0	0	0	0	5	5	0.00	0.750										

San Diego Padres @ Philadelphia Phillies  
Veterans Stadium, Philadelphia, PA  
Mon Sep 01 1986, 7:05 PM EDT  
Att: 25,385 - Unknown

AB	37
R	4
H	9
RBI	4
BB	5
SO	4
LOB	21



Batter	1	2	3	4	5	6	7	8	9	AB	R	H	RBI	BB	SO	LOB
<b>Gary Redus, R</b> OBP: 0.344, SLG: 0.476 (1, 7)	0-0 2B		0-0 6-3	0-0 3B		0-3 K		4-0 1B 2B BB		4	2	2	0	1	1	2
<b>Milt Thompson, L</b> OBP: 0.282, SLG: 0.315 (1, 8)	0-0 2B		0-0 1B 1B	0-0 G3		0-0 1-3		0-0 1B		5	0	3	1	0	0	3
<b>Von Hayes, L</b> OBP: 0.377, SLG: 0.456 (1, 3)	0-0 F7		0-0 F8		0-0 HR		0-0 4-3	0-0 1-3 2B		5	1	2	2	0	0	2
<b>Mike Schmidt, R</b> OBP: 0.385, SLG: 0.541 (1, 5)	0-3 K		0-0 1-2 1B		0-0 L5		0-0 F2	4-0 IBB		4	0	1	0	1	1	1
<b>Ron Roenicke, S</b> OBP: 0.383, SLG: 0.378 (1, 9)	0-0 4-3		0-0 G3		4-0 CS BB		4-0 WP WP BB	0-0 F8		3	0	0	0	2	0	6
<b>Juan Samuel, R</b> OBP: 0.301, SLG: 0.461 (1, 4)		0-0 E1		0-0 HR		0-0 1-2 CS 1B		4-0 1-2 WP IBB		3	1	2	1	1	0	0
<b>John Russell, R</b> OBP: 0.296, SLG: 0.453 (1, 2)		0-3 K		0-0 HR		0-0 CS	0-0 5-3	0-3 K		4	1	1	1	0	2	3
<b>Kent Tekulve, R</b> (8, 1)										0	0	0	0	0	0	0
<b>Steve Jeltz, S</b> OBP: 0.330, SLG: 0.267 (1, 6)		0-0 F8		0-0 F7		0-0 BB 1B		0-0 F8		4	0	1	0	0	0	1
<b>Bruce Ruffin, S</b> OBP: 0.081, SLG: 0.108 (1, 1)		0-0 F9		0-3 K		4-0 BB		0-0 F7		2	0	0	0	0	1	1
<b>Rick Schu, R</b> OBP: 0.338, SLG: 0.443 (6, PH)										0	0	0	0	1	0	0
<b>Tom Hume, R</b> (7, 1)										0	0	0	0	0	0	0
<b>Dan Schatzeder, L</b> OBP: 0.519, SLG: 0.682 (8, 1)										0	0	0	0	0	0	0
<b>Ronn Reynolds, R</b> OBP: 0.250, SLG: 0.310 (8, 2)										1	0	0	0	0	0	0

Inning Stats	R: 1	H: 2	E: 0	K: 1	S: 7	H: 2	LOB: 1	BB: 0	P: 7	R: 0	H: 0	E: 1	K: 1	S: 6	H: 0	LOB: 1	BB: 0	P: 6	R: 0	H: 2	E: 0	K: 0	S: 5	H: 2	LOB: 2	BB: 0	P: 5	R: 2	H: 3	E: 0	K: 1	S: 8	H: 1	LOB: 2	BB: 1	P: 7	R: 1	H: 2	E: 0	K: 0	S: 3	H: 1	LOB: 2	BB: 1	P: 10	R: 0	H: 0	E: 0	K: 1	S: 5	H: 2	LOB: 3	BB: 2	P: 13	R: 1	H: 2	E: 0	K: 0	S: 5	H: 2	LOB: 3	BB: 2	P: 13
--------------	------	------	------	------	------	------	--------	-------	------	------	------	------	------	------	------	--------	-------	------	------	------	------	------	------	------	--------	-------	------	------	------	------	------	------	------	--------	-------	------	------	------	------	------	------	------	--------	-------	-------	------	------	------	------	------	------	--------	-------	-------	------	------	------	------	------	------	--------	-------	-------

PITCHER	IP	WLS	BF	H	R	ER	SO	BB	IBB	HBP	BLK	WP	HR	S	P	ERA	WHIP
<b>Ed Whitson, R</b> ERA: 6.39 (1, 1)	5.0		24	9	4	4	3	1	0	0	0	0	3	29	33	7.20	2.000
<b>Gene Walter, L</b> ERA: 4.04 (6, 1)	2.0		10	1	0	0	2	2	1	0	0	2	0	11	23	0.00	1.500
<b>Craig Leferts, L</b> ERA: 2.47 (8, 1)	1.0	L	7	2	1	1	0	1	1	0	0	0	0	5	13	9.00	3.000

**BOTTOM**

**San Diego Padres @ Philadelphia Phillies**  
Veterans Stadium, Philadelphia, PA

Mon Sep 01 1986, 7:05 PM EDT  
Att. 25,385 - Unknown

AB	35
R	5
H	12
RBI	5
BB	6
SO	5
LOB	19

livebaseballscorecards.com



WP: 2	PA: 42
PB: 0	
SB: 2	
CS: 2	



Batter	1	2	3	4	5	6	7	8	9	AB R H RBI BB SO LOB	TOP											
Tim Flannery, L (1, 4) OBP: 0.392, SLG: 0.367	0-0 L9 FC5-4 1B	0-0 F7			4-0 HR BB		0-3 K		0-0 G3	4 2 1 0 1 1 2												
Tony Gwynn, L (1, 9) OBP: 0.391, SLG: 0.482	0-0 FC5-4 1B		0-0 BLK 1B		0-0 F7		0-0 1B		1-0 2B HBP	4 0 3 1 0 0 1												
Kevin McReynolds, R (1, 7) (8, 8) OBP: 0.357, SLG: 0.494	0-0 L9 2-3		0-0 F8		0-0 HR		0-0 F7		0-0 2B	5 1 2 2 0 0 4												
Steve Garvey, R (1, 3) OBP: 0.287, SLG: 0.420	0-0 FC5-4 HR		0-3 K		0-0 1-3			0-0 G1 1B	0-0 F8	5 1 1 1 0 1 4												
Terry Kennedy, L (1, 2) OBP: 0.322, SLG: 0.396	0-0 HR		0-3 K			0-3 K		0-0 F8		4 1 1 2 0 2 2												
Graig Nettles, L (1, 5) Lance McCullers, S (8, 1) OBP: 0.262, SLG: 0.371 OBP: 0.167, SLG: 0.095	0-0 F8		0-0 4-3			0-0 F9		0-0 G1		4 0 0 0 0 0 1 0 0 0 0 0 0 0												
Marvell Wynne, L (1, 8) John Kruk, L (8, PR) OBP: 0.283, SLG: 0.400 OBP: 0.407, SLG: 0.439		0-0 L6		0-0 B2		0-3 K		1-0 FC4-6 HBP		3 0 0 0 0 1 0 0 0 0 0 0 0 0												
Garry Templeton, S (1, 6) OBP: 0.283, SLG: 0.296		0-0 SH1-4 1B		0-0 4-3			0-0 SH1-4 1B	0-0 FC4-6		4 1 2 0 0 0 2												
Dave LaPoint, L (1, 1) Jerry Royster, R (8, 5) OBP: 0.336, SLG: 0.378		0-0 SH1-4		0-0 4-3			0-0 SH1-4		0-0 L5	1 0 0 0 0 0 0 1 0 0 0 0 0 0												
<b>Inning Stats</b>	R: 3 E: 0 K: 0 S: 6	H: 3 LOB: 0 BB: 0 P: 6	R: 0 E: 0 K: 0 S: 4	H: 1 LOB: 1 BB: 0 P: 4	R: 0 E: 0 K: 2 S: 8	H: 1 LOB: 1 BB: 0 P: 8	R: 0 E: 0 K: 0 S: 3	H: 0 LOB: 0 BB: 0 P: 3	R: 2 E: 0 K: 0 S: 4	H: 1 LOB: 0 BB: 1 P: 8	R: 0 E: 0 K: 2 S: 7	H: 0 LOB: 0 BB: 0 P: 7	R: 1 E: 0 K: 1 S: 7	H: 2 LOB: 1 BB: 0 P: 7	R: 0 E: 0 K: 0 S: 4	H: 1 LOB: 2 BB: 0 P: 5	R: 0 E: 0 K: 0 S: 4	H: 1 LOB: 2 BB: 0 P: 5	1B: 7 2B: 1 3B: 0 HR: 2	SF: 0 SAC: 2 DP: 0 HBP: 2	WP: 0 PB: 0 SB: 1 CS: 0	PA: 40
<b>PITCHER</b>	IP WLS BF H R ER SO BB IBB HBP BLK WP HR S P ERA WHIP																					
Jeff Bittiger, R (1, 1) ERA: 9.0	5.0 L 22 6 5 5 2 1 0 0 1 0 2 25 29 9.00 1.400																					
Charles Hudson, R (6, 1) ERA: 5.14	2.0 8 2 1 1 3 0 0 0 0 0 0 14 14 4.50 1.000																					
Michael Jackson, R (8, 1) ERA: 1.13	2.0 10 2 0 0 0 0 0 0 2 0 0 0 8 10 0.00 1.000																					

San Diego Padres @ Philadelphia Phillies  
Veterans Stadium, Philadelphia, PA  
Tue Sep 02 1986, 7:05 PM EDT  
Att: 15,553 - Unknown

AB	35
R	6
H	10
RBI	6
BB	1
SO	5
LOB	16



Batter	1	2	3	4	5	6	7	8	9	AB	R	H	RBI	BB	SO	LOB
Gary Redus, R (1, 7) OBP: 0.348, SLG: 0.482	0-0 BLK 1B		0-0 F7		0-0 2-H 1B		0-0 1-3 3-H 2B		0-0 L6	5	0	3	2	0	0	1
Rick Schu, R (1, 5) OBP: 0.332, SLG: 0.434	0-0 F8		0-0 F4		0-3 K		0-3 K			4	0	0	0	0	2	4
Von Hayes, L (1, 9) OBP: 0.375, SLG: 0.452	0-0 F9 1-2		0-3 K			0-0 6-3	0-0 4-3			4	0	0	0	0	1	3
Mike Schmidt, R (1, 3) OBP: 0.384, SLG: 0.538	4-0 BB			0-0 F4		0-3 K		0-0 F8		3	0	0	0	1	1	0
Juan Samuel, R (1, 4) OBP: 0.301, SLG: 0.459	0-0 F7			0-0 4-3		0-0 1B		0-3 K		4	0	1	0	0	1	2
Chris James, R (1, 8) OBP: 0.250, SLG: 0.400		0-0 BLK E5		0-0 6-3		0-0 6-3		0-3 K		4	0	0	0	0	1	1
John Russell, R (1, 2) OBP: 0.296, SLG: 0.454		0-0 F9			0-0 1B 2B		0-3 K		0-3 K	4	1	1	0	0	2	1
Luis Aguayo, R (1, 6) OBP: 0.261, SLG: 0.324		0-3 K			0-0 F2		4-0 1B 2B BB		0-0 5-3	3	1	0	0	1	1	2
Jeff Bittiger, R (1, 1) Greg Legg, R (5, PH) Charles Hudson, S (6, 1) Milt Thompson, L (7, PH) Michael Jackson, R (8, 1) Greg Gross, L (9, PH)		0-3 K			0-0 F8		0-0 2B 1B		0-0 2B	1	0	0	0	0	1	1

Inning Stats	R: 0	H: 1	E: 0	LOB: 2	K: 0	BB: 1	S: 4	P: 8	R: 0	H: 0	E: 1	LOB: 1	K: 2	BB: 0	S: 8	P: 8	R: 0	H: 0	E: 0	LOB: 0	K: 1	BB: 0	S: 5	P: 5	R: 0	H: 0	E: 0	LOB: 0	K: 0	BB: 0	S: 3	P: 3	R: 1	H: 2	E: 0	LOB: 1	K: 1	BB: 0	S: 7	P: 7	R: 0	H: 1	E: 0	LOB: 1	K: 1	BB: 0	S: 6	P: 6	R: 1	H: 2	E: 0	LOB: 2	K: 2	BB: 1	S: 9	P: 13	R: 0	H: 0	E: 0	LOB: 0	K: 2	BB: 0	S: 7	P: 7	R: 0	H: 1	E: 0	LOB: 1	K: 1	BB: 0	S: 6	P: 6	1B: 4	2B: 3	3B: 0	HR: 0	SF: 0	SAC: 0	DP: 0	HBP: 0	WP: 0	PA: 37
PITCHER	IP	WLS	BF	H	R	ER	SO	BB	IBB	HBP	BLK	WP	HR	S	P	ERA	WHIP																																																																	
Dave LaPoint, L (1, 1) ERA: 5.21	7.0	W	30	6	2	2	7	2	0	0	2	0	0	42	50	2.57	1.143																																																																	
Lance McCullers, R (8, 1) ERA: 2.48	2.0		7	1	0	0	3	0	0	0	0	0	0	13	13	0.00	0.500																																																																	

**BOTTOM**

**San Diego Padres @ Philadelphia Phillies**  
Veterans Stadium, Philadelphia, PA

Tue Sep 02 1986, 7:05 PM EDT  
Att. 15,553 - Unknown

[livebaseballscorecards.com](http://livebaseballscorecards.com)

<b>AB</b>	<b>35</b>
<b>R</b>	<b>2</b>
<b>H</b>	<b>7</b>
<b>RBI</b>	<b>2</b>
<b>BB</b>	<b>2</b>
<b>SO</b>	<b>10</b>
<b>LOB</b>	<b>16</b>



Batter	1	2	3	4	5	6	7	8	9	AB R H RBI BB SO LOB	TOP	
<b>Tim Flannery, L</b> (1, 4) <small>OBP: 0.393, SLG: 0.368</small>	0-0 <b>F8</b>		0-0 <b>1B</b> <b>BLK</b> <b>1B</b>	0-0 <b>4-3</b>			0-0 <b>G6-3</b> <small>1-2f</small>		0-0 <b>BB</b> <b>E</b> <b>1B</b> <b>1B</b>	5 1 2 0 0 0 3	<b>San Diego Padres @ Philadelphia Phillies</b> Veterans Stadium, Philadelphia, PA Wed Sep 03 1986, 7:05 PM EDT Att: 15,066 - Unknown	
<b>Tony Gwynn, L</b> (1, 9) <small>OBP: 0.388, SLG: 0.477</small>	0-0 <b>G3</b>		0-0 <b>F7</b>		0-0 <b>L9</b>		0-0 <b>G3</b>	0-0 <b>E4</b> <b>1B</b> <b>BB</b> <b>BLK</b>	5 1 0 0 0 0 3			
<b>John Kruk, L</b> (1, 7) <small>OBP: 0.411, SLG: 0.438</small> <b>Bip Roberts, S</b> (9, PR) <small>OBP: 0.271, SLG: 0.288</small> <b>Lance McCullers, S</b> (9, 1) <small>OBP: 0.167, SLG: 0.095</small>	4-0 <b>1B</b> <b>BB</b>		0-0 <b>1B</b>		0-0 <b>F8</b>			4-0 <b>BLK</b> <b>1B</b> <b>E</b> <b>BB</b>	3 0 1 1 2 0 0 0 1 0 0 0 0 0 0 0 0 0 0 0 0			
<b>Kevin McReynolds, R</b> (1, 8) <small>OBP: 0.362, SLG: 0.498</small>	0-0 <b>1B</b>		0-0 <b>F7</b>		0-0 <b>S</b> <b>1B</b>		0-0 <b>5-3</b> <b>1B</b>	0-0 <b>E</b> <b>BLK</b> <b>1B</b>	5 1 4 1 0 0 2			
<b>Steve Garvey, R</b> (1, 3) <small>OBP: 0.288, SLG: 0.419</small>	0-3 <b>K2-3</b>			0-0 <b>1B</b> <b>2B</b> <b>1B</b>	0-3 <b>K</b>		0-0 <b>5-3</b> <b>1B</b>	4-0 <b>E</b> <b>BB</b>	4 2 1 0 1 2 4			
<b>Terry Kennedy, L</b> (1, 2) <small>OBP: 0.320, SLG: 0.396</small>		0-0 <b>G3</b>		0-0 <b>F8</b>		0-0 <b>F8</b>		0-0 <b>E8</b> <b>2B</b>	5 0 1 3 0 0 2			
<b>Graig Nettles, L</b> (1, 5) <small>OBP: 0.283, SLG: 0.371</small>		0-0 <b>F9</b>		0-0 <b>2B</b> <b>1B</b>		0-3 <b>K</b>		0-0 <b>E</b> <b>1B</b> <b>BB</b> <b>1B</b>	5 1 2 0 0 1 2			
<b>Garry Templeton, S</b> (1, 6) <small>OBP: 0.283, SLG: 0.298</small>		0-0 <b>4-3</b>		0-0 <b>2B</b>		0-0 <b>1-3</b>		0-0 <b>F8</b>	4 0 1 1 0 0 1			
<b>LaMarr Hoyt, R</b> (1, 1) <small>OBP: 0.156, SLG: 0.159</small> <b>Dane Iorg, L</b> (7, PH) <small>OBP: 0.253, SLG: 0.326</small> <b>Gene Walter, L</b> (7, 1) <small>OBP: 0.350, SLG: 0.333</small> <b>Bob Stoddard, R</b> (8, 1) <small>OBP: 0.262, SLG: 0.398</small> <b>Marvell Wynne, L</b> (9, PH)			0-3 <b>K</b>	0-3 <b>K</b>		0-0 <b>G6-3</b> <b>1B</b>		0-0 <b>L7</b>	2 0 0 0 0 2 2 1 0 1 0 0 0 0 0 0 0 0 0 0 0 0 0 0 0 0 0 0 1 0 0 0 0 0 1			
<b>Inning Stats</b>	R: 0 H: 1 E: 0 LOB: 2 K: 1 BB: 1 S: 6 P: 10	R: 0 H: 0 E: 0 LOB: 0 K: 0 BB: 0 S: 3 P: 3	R: 0 H: 2 E: 0 LOB: 2 K: 1 BB: 0 S: 7 P: 7	R: 1 H: 3 E: 0 LOB: 2 K: 1 BB: 0 S: 8 P: 8	R: 0 H: 1 E: 0 LOB: 1 K: 1 BB: 0 S: 6 P: 6	R: 0 H: 0 E: 0 LOB: 0 K: 1 BB: 0 S: 5 P: 5	R: 0 H: 1 E: 0 LOB: 0 K: 0 BB: 0 S: 3 P: 3	R: 0 H: 1 E: 0 LOB: 1 K: 0 BB: 0 S: 4 P: 4	R: 6 H: 4 E: 2 LOB: 2 K: 0 BB: 2 S: 8 P: 16	1B: 11 SF: 0 2B: 2 SAC: 0 3B: 0 DP: 1 HR: 0 HBP: 0	WP: 0 PA: 43 PB: 0 SB: 1 CS: 0	
<b>PITCHER</b> <b>Mike Maddux, R</b> (1, 1) <small>ERA: 5.28</small> <b>Steve Bedrosian, R</b> (9, 1) <small>ERA: 3.2</small>	IP WLS BF H R ER SO BB IBB HBP BLK WP HR S P ERA WHIP											<b>PITCHER</b> IP WLS BF H R ER SO BB IBB HBP BLK WP HR S P ERA WHIP

livebaseballscorecards.com

<b>AB</b>	<b>40</b>
<b>R</b>	<b>7</b>
<b>H</b>	<b>13</b>
<b>RBI</b>	<b>6</b>
<b>BB</b>	<b>3</b>
<b>SO</b>	<b>5</b>
<b>LOB</b>	<b>20</b>



Batter	1	2	3	4	5	6	7	8	9	AB R H RBI BB SO LOB
Gary Redus, R (1, 7) OBP: 0.352, SLG: 0.489	0-0 3-1 BB HR 1B		0-0 1-3		0-0 CS 1B			0-3 K	0-0 1B 2B	5 1 3 0 0 1 0
Milt Thompson, L (1, 8) OBP: 0.295, SLG: 0.326	4-0 3-1 1-2 HR BB		0-0 4-3		0-0 CS 1-2	0-0 FC4-6 1B 1B		0-0 WP 1B 1B	0-0 2-3 1B	4 2 3 0 1 0 0
Von Hayes, L (1, 3) OBP: 0.375, SLG: 0.452	0-0 3-1 1-2 2-3		0-0 G3			0-0 FC4-6 1-2 1B		0-0 1-H 1B 1B	0-0 4-3	5 1 2 1 0 0 4
Mike Schmidt, R (1, 5) OBP: 0.387, SLG: 0.547	0-0 2-H 3-H HR			0-0 F8 2B		0-0 FC4-6 1-2f 2-3		4-0 F8 1B IBB		3 1 2 3 1 0 2
Glenn Wilson, R (1, 9) OBP: 0.309, SLG: 0.404	0-0 5-3			0-0 F8 2-3		0-3 K		0-0 1-2 2-H 1B		4 0 1 1 0 1 3
Juan Samuel, R (1, 4) OBP: 0.298, SLG: 0.455	0-0 F8			0-3 K		0-0 FC6-4 1-2f		0-0 F8 2-3		4 0 0 0 0 1 5
Ronn Reynolds, R (1, 2) OBP: 0.239, SLG: 0.295		0-0 5-3		0-3 K			0-3 K	0-0 1-3		4 0 0 0 0 2 3
Steve Jeltz, S (1, 6) OBP: 0.328, SLG: 0.265		0-0 F9			0-0 F8		0-3 K		0-0 6-3	3 0 0 0 0 1 0
Greg Gross, L (9, PH) OBP: 0.364, SLG: 0.308										1 0 0 0 0 0 0
Mike Maddux, L (1, 1) OBP: 0.400, SLG: 0.250		0-3 K			0-0 4-3		0-0 3-1		0-3 K	3 0 0 0 0 1 0
Steve Bedrosian, R (9, 1) OBP: 0.381, SLG: 0.377										0 0 0 0 0 0 0
Ron Roenicke, S (9, PH)										1 0 0 0 0 1 0

Inning Stats	R: 3 E: 0 K: 0 S: 5	H: 2 LOB: 0 BB: 1 P: 9	R: 0 E: 0 K: 1 S: 5	H: 0 LOB: 0 BB: 0 P: 5	R: 0 E: 0 K: 0 S: 3	H: 0 LOB: 0 BB: 0 P: 3	R: 0 E: 0 K: 2 S: 8	H: 1 LOB: 1 BB: 0 P: 8	R: 0 E: 0 K: 0 S: 3	H: 1 LOB: 0 BB: 0 P: 3	R: 0 E: 0 K: 1 S: 7	H: 2 LOB: 2 BB: 0 P: 7	R: 0 E: 0 K: 2 S: 7	H: 0 LOB: 0 BB: 0 P: 7	R: 2 E: 0 K: 1 S: 8	H: 3 LOB: 2 BB: 1 P: 12	R: 0 E: 0 K: 1 S: 7	H: 2 LOB: 2 BB: 0 P: 7	1B: 8 2B: 2 3B: 0 HR: 1	SF: 0 SAC: 0 DP: 0 HBP: 0
--------------	------------------------------	---------------------------------	------------------------------	---------------------------------	------------------------------	---------------------------------	------------------------------	---------------------------------	------------------------------	---------------------------------	------------------------------	---------------------------------	------------------------------	---------------------------------	------------------------------	----------------------------------	------------------------------	---------------------------------	----------------------------------	------------------------------------

PITCHER	IP	WLS	BF	H	R	ER	SO	BB	IBB	HBP	BLK	WP	HR	S	P	ERA	WHIP
LaMarr Hoyt, R (1, 1) ERA: 4.97	6.0		24	6	3	3	4	1	0	0	0	0	1	31	35	4.50	1.167
Gene Walter, L (7, 1) ERA: 4.2	1.1		7	2	2	2	3	0	1	0	0	1	0	12	16	13.50	1.500
Bob Stoddard, R (8, 1) ERA: 3.72	0.2	W	3	1	0	0	0	0	0	0	0	0	0	3	3	0.00	1.500
Lance McCullers, R (9, 1) ERA: 2.46	1.0	S	5	2	0	0	1	0	0	0	0	0	0	7	7	0.00	2.000

**BOTTOM**

**San Diego Padres @ Philadelphia Phillies**  
Veterans Stadium, Philadelphia, PA

Wed Sep 03 1986, 7:05 PM EDT  
Att. 15,066 - Unknown

AB	37
R	5
H	11
RBI	5
BB	2
SO	8
LOB	17

WP: 1 PA: 40  
PB: 0  
SB: 0  
CS: 1



PITCHER	IP	WLS	BF	H	R	ER	SO	BB	IBB	HBP	BLK	WP	HR	S	P	ERA	WHIP
---------	----	-----	----	---	---	----	----	----	-----	-----	-----	----	----	---	---	-----	------





Batter	1	2	3	4	5	6	7	8	9
<b>Gary Redus, R</b> (1, 7) OBP: 0.351, SLG: 0.485	0-3 K		0-3 K		0-0 5-3		0-0 1B		
<b>Milt Thompson, L</b> (1, 8) OBP: 0.290, SLG: 0.320	0-3 K			0-0 3-1		0-0 4-3	0-0 G3		
<b>Von Hayes, L</b> (1, 3) OBP: 0.377, SLG: 0.462	0-0 F7			0-0 1B		0-0 2B		0-0 HR	
<b>Mike Schmidt, R</b> (1, 5) OBP: 0.386, SLG: 0.544		0-0 5-3		0-3 K		0-3 K		4-0 FC6-4	
<b>Glenn Wilson, R</b> (1, 9) OBP: 0.309, SLG: 0.402		0-0 F7		0-0 FC6-4		0-0 F9		0-0 L9	
<b>Juan Samuel, R</b> (1, 4) OBP: 0.298, SLG: 0.452		0-0 6-3		0-0 FC6-4			4-0 1B	0-0 FC6-4	
<b>John Russell, R</b> (1, 2) OBP: 0.299, SLG: 0.457			4-0 FC1-6		0-0 2B		0-0 G1-5-3	0-0 F8	
<b>Steve Jeltz, S</b> (1, 6) OBP: 0.326, SLG: 0.264			0-0 FC1-6		0-3 K		4-0 1B		
<b>Greg Gross, L</b> (7, PH) OBP: 0.370, SLG: 0.308			1-2 SH1-3						
<b>Luis Aguayo, R</b> (8, 6) OBP: 0.261, SLG: 0.324									
<b>Don Carman, L</b> (1, 1) OBP: 0.380, SLG: 0.375			0-0 SH1-3		0-3 K2-3		0-0 4-3		
<b>Ron Roenicke, S</b> (7, PH) OBP: 0.400, SLG: 0.250									

Inning Stats	R: 0	H: 0	E: 0	K: 2	S: 7	R: 0	H: 0	E: 0	K: 0	S: 3	R: 0	H: 0	E: 0	K: 1	S: 5	R: 0	H: 2	E: 0	K: 1	S: 7	R: 0	H: 1	E: 0	K: 2	S: 8	R: 0	H: 1	E: 0	K: 1	S: 6	R: 2	H: 1	E: 0	K: 0	S: 4	R: 2	H: 1	E: 0	K: 0	S: 4
	LOB: 0	BB: 0	P: 7	LOB: 0	BB: 0	P: 3	LOB: 1	BB: 1	P: 9	LOB: 2	BB: 0	P: 7	LOB: 1	BB: 0	P: 8	LOB: 1	BB: 0	P: 6	LOB: 1	BB: 0	P: 6	LOB: 1	BB: 2	P: 12	LOB: 0	BB: 1	P: 8	LOB: 0	BB: 1	P: 8	SF: 0	SAC: 1	DP: 0	HBP: 0	1B: 3	2B: 2	3B: 0	HR: 1		

PITCHER	IP	WLS	BF	H	R	ER	SO	BB	IBB	HBP	BLK	WP	HR	S	P	ERA	WHIP
<b>Orel Hershiser, R</b> (1, 1) ERA: 3.89	6.2	L	28	5	2	2	7	2	1	0	0	0	0	39	51	2.70	1.050
<b>Dennis Powell, L</b> (7, 1) ERA: 4.63	0.1		1	0	0	0	0	0	0	0	0	0	0	1	1	0.00	0.000
<b>Joe Beckwith, R</b> (8, 1) ERA: 7.71	1.0		5	1	2	1	0	1	0	0	0	0	1	4	8	9.00	2.000

**BOTTOM**

Los Angeles Dodgers @ Philadelphia Phillies  
Veterans Stadium, Philadelphia, PA

Fri Sep 05 1986, 7:05 PM EDT  
Att. 15,245 - Unknown

AB 29  
R 4  
H 6  
RBI 3  
BB 4  
SO 7  
LOB 16



WP	HR	S	P	ERA	WHIP
0	0	0	34		



Batter	1	2	3	4	5	6	7	8	9	AB R H RBI BB SO LOB	TOP											
Steve Sax, R (1, 4) OBP: 0.377, SLG: 0.426	0-0 1B 1B	0-0 1B 2-H 3-H		0-0 1-3		0-0 WP 1-2 1B		0-3 K		5 1 3 2 0 1 1												
Len Matuszek, L (1, 7) (7, 3) OBP: 0.337, SLG: 0.449	0-0 1B 1-3 1B	0-0 1-3 1B		4-0 FC6-4 BB		0-3 K		0-0 E6 4-3 G1-4-3		4 0 2 0 1 1 2												
Bill Madlock, R (1, 5) OBP: 0.338, SLG: 0.397	0-0 1-3 G6-4-3 1B	0-0 F7		0-0 F7		0-0 5-3 1-2 2-3		0-0 G1-4-3 1-2		5 0 1 1 0 0 7 0 0 0 0 0 0 0												
Bill Russell, R (9, 7) OBP: 0.286, SLG: 0.281	0-0 3-H 1B			0-0 F7		0-0 5-3		0-0 G1-4-3														
Greg Brock, L (1, 3) OBP: 0.308, SLG: 0.424	0-3 K			0-0 FC6-4 1-2f		0-0 5-3 1B		0-0 4-3 2-3		4 0 1 0 0 2 4 0 0 0 0 0 0 0												
Reggie Williams, R (7, PR) OBP: 0.324, SLG: 0.369				0-3 K																		
Ken Landreaux, L (9, PH) OBP: 0.318, SLG: 0.376				0-0 1-2f																		
Jeff Hamilton, R (9, 5) OBP: 0.250, SLG: 0.344				0-0 1-2f																		
Mike Scioscia, L (1, 2) OBP: 0.386, SLG: 0.361	0-0 G6-4-3 1-2f			4-0 BB BB		0-0 F8 1-2		0-0 5-3 1-2		3 0 0 0 2 0 3												
Ralph Bryant, L (1, 9) OBP: 0.333, SLG: 0.929				4-0 BB BB		0-3 K		4-0 CS IBB		2 0 1 0 1 1 0 0 0 0 0 1 0 0												
Enos Cabell, R (7, PH) OBP: 0.298, SLG: 0.335				4-0 FC4-9-5 2B																		
Jose Gonzalez, R (7, PR) OBP: 0.224, SLG: 0.205				1-2 BB																		
Franklin Stubbs, L (1, 8) OBP: 0.294, SLG: 0.435				0-3 K																		
Pedro Guerrero, R (7, PH) OBP: 0.100, SLG: 0.100				0-0 1-3																		
Mike Marshall, R (7, 9) OBP: 0.298, SLG: 0.439				0-0 SH1-3 FC4-9-5 1B BB				0-3 K 1-2		2 1 0 0 1 1 2 1 0 0 0 0 1 2 0 0 0 0 0 0 0												
Dave Anderson, R (1, 6) OBP: 0.304, SLG: 0.297				0-0 FC4-9-5 SH1-3 1B 1-2 2-3f				0-0 F6		4 1 0 0 0 1 4												
Fernando Valenzuela, L (1, 1) OBP: 0.208, SLG: 0.242				0-0 SH1-3				0-0 L6		3 0 2 0 0 0 0												
				0-0 2B				0-0 WP 1B 1B														
<b>Inning Stats</b>	R: 1 E: 0 K: 1 S: 7	H: 3 LOB: 1 BB: 0 P: 7	R: 2 E: 0 K: 0 S: 6	H: 3 LOB: 2 BB: 1 P: 10	R: 0 E: 0 K: 2 S: 7	H: 0 LOB: 2 BB: 2 P: 15	R: 0 E: 0 K: 0 S: 4	H: 1 LOB: 2 BB: 1 P: 8	R: 0 E: 0 K: 1 S: 5	H: 0 LOB: 0 BB: 0 P: 5	R: 0 E: 0 K: 2 S: 9	H: 2 LOB: 2 BB: 0 P: 9	R: 0 E: 0 K: 1 S: 5	H: 1 LOB: 2 BB: 1 P: 9	R: 0 E: 0 K: 1 S: 5	H: 0 LOB: 0 BB: 0 P: 5	R: 0 E: 1 K: 0 S: 4	H: 0 LOB: 2 BB: 1 P: 8	1B: 8 2B: 3 3B: 0 HR: 0	SF: 0 SAC: 1 DP: 2 HBP: 0	WP: 1 PB: 0 SB: 0 CS: 1	PA: 42
<b>PITCHER</b>	IP WLS BF H R ER SO BB IBB HBP BLK WP HR S P ERA WHIP																				<b>PITCHER</b>	IP WLS BF H R ER SO BB IBB HBP BLK WP HR S P ERA WHIP
Kevin Gross, R (1, 1) ERA: 3.97	3.0 L 18 7 3 3 3 3 0 0 0 0 0 21 33 9.00 3.333																					
Tom Hume, R (4, 1) ERA: 2.71	2.0 7 0 0 0 1 1 0 0 0 0 0 8 12 0.00 0.500																					
Charles Hudson, R (6, 1) ERA: 5.1	1.0 5 2 0 0 2 0 0 0 0 1 0 9 9 0.00 2.000																					
Dan Schatzeder, L (7, 1) ERA: 3.46	0.1 3 1 0 0 0 0 1 0 0 0 0 2 6 0.00 3.000																					
Kent Tekulve, R (7, 1) ERA: 2.54	2.2 9 0 0 0 2 0 1 0 0 0 0 12 16 0.00 0.000																					

Los Angeles Dodgers @ Philadelphia Phillies  
Veterans Stadium, Philadelphia, PA

AB	35
R	3
H	10
RBI	3
BB	6
SO	8
LOB	28



Sat Sep 06 1986, 7:05 PM EDT  
Att. 22,394 - Unknown

livebaseballscorecards.com

Batter	1	2	3	4	5	6	7	8	9	AB	R	H	RBI	BB	SO	LOB
<b>Gary Redus, R</b> OBP: 0.350, SLG: 0.481 (1, 7)	0-3 K		0-3 K		0-0 E5 1B			0-0 4-3		4	0	1	0	0	2	0
<b>Juan Samuel, R</b> OBP: 0.296, SLG: 0.449 (1, 4)	0-3 K		0-3 K		0-3 K			0-0 L6		4	0	0	0	0	3	1
<b>Von Hayes, L</b> OBP: 0.378, SLG: 0.462 (1, 3)	0-0 HR 1B		0-0 3-1					0-0 E 1B		4	1	2	0	0	0	0
<b>Mike Schmidt, R</b> OBP: 0.385, SLG: 0.548 (1, 5)	0-0 HR				0-0 F4			0-0 E5		4	1	1	2	0	0	1
<b>Glenn Wilson, R</b> OBP: 0.310, SLG: 0.404 (1, 9)	0-0 F8				4-0 FC5-4 BB			0-0 K 2B		3	0	1	0	1	1	2
<b>Chris James, R</b> OBP: 0.211, SLG: 0.333 (1, 8)		0-3 K			0-0 FC5-4 1B			0-3 K		3	0	0	0	0	2	2
<b>Dan Schatzeder, L</b> OBP: 0.519, SLG: 0.682 (7, 1)					1-2f					0	0	0	0	0	0	0
<b>Kent Tekulve, R</b> OBP: 0.330, SLG: 0.431 (9, PH)										1	0	0	0	0	0	0
<b>Rick Schu, R</b> OBP: 0.330, SLG: 0.431 (9, PH)										0	0	0	0	0	0	0
<b>John Russell, R</b> OBP: 0.298, SLG: 0.453 (1, 2)		0-3 K			0-0 FC6-4 1B			0-3 K		4	0	1	0	0	3	0
<b>Luis Aguayo, R</b> OBP: 0.260, SLG: 0.315 (1, 6)					0-0 FC6-4			0-3 K		3	0	0	0	1	2	2
<b>Kevin Gross, R</b> OBP: 0.182, SLG: 0.277 (1, 1)					1-2f					0	0	0	0	0	0	1
<b>Tom Hume, R</b> OBP: 0.200, SLG: 0.200 (4, 1)								0-3 K		0	0	0	0	0	0	0
<b>Greg Legg, R</b> OBP: 0.070, SLG: 0.048 (5, PH)										1	0	0	0	0	0	0
<b>Charles Hudson, S</b> OBP: 0.379, SLG: 0.373 (6, 1)								0-3 K		0	0	0	0	0	0	0
<b>Ron Roenicke, S</b> OBP: 0.379, SLG: 0.373 (7, 8)										1	0	0	0	0	1	0

Inning Stats	R: 2	H: 2	E: 0	K: 2	S: 9	LOB: 0	BB: 0	P: 9	R: 0	H: 0	E: 0	K: 2	S: 7	LOB: 1	BB: 1	P: 11	R: 0	H: 0	E: 0	K: 2	S: 7	LOB: 0	BB: 0	P: 7	R: 0	H: 1	E: 1	K: 1	S: 5	LOB: 1	BB: 0	P: 5	R: 0	H: 0	E: 0	K: 3	S: 9	LOB: 0	BB: 0	P: 9	R: 0	H: 1	E: 1	K: 1	S: 7	LOB: 2	BB: 0	P: 7	R: 0	H: 0	E: 0	K: 2	S: 7	LOB: 0	BB: 0	P: 7
--------------	------	------	------	------	------	--------	-------	------	------	------	------	------	------	--------	-------	-------	------	------	------	------	------	--------	-------	------	------	------	------	------	------	--------	-------	------	------	------	------	------	------	--------	-------	------	------	------	------	------	------	--------	-------	------	------	------	------	------	------	--------	-------	------

PITCHER	IP	WLS	BF	H	R	ER	SO	BB	IBB	HBP	BLK	WP	HR	S	P	ERA	WHIP
<b>Fernando Valenzuela, L</b> ERA: 3.0 (1, 1)	9.0	W	35	6	2	2	14	2	0	0	0	0	1	61	69	2.00	0.889

**BOTTOM**

Los Angeles Dodgers @ Philadelphia Phillies  
Veterans Stadium, Philadelphia, PA

Sat Sep 06 1986, 7:05 PM EDT  
Att. 22,394 - Unknown

AB	33
R	2
H	6
RBI	2
BB	2
SO	14
LOB	9



WP	PA	ERA	WHIP
0	35		



Batter	1	2	3	4	5	6	7	8	9	AB R H RBI BB SO LOB	TOP																										
Steve Sax, R (1, 4) OBP: 0.376, SLG: 0.425	0-0 4-3			0-0 4-3		0-0 5-3		0-0 G4-6-3		4 0 1 0 0 0 1	<b>Los Angeles Dodgers @ Philadelphia Phillies</b> <b>Veterans Stadium, Philadelphia, PA</b> Sun Sep 07 1986, 3:33 AM EDT Att: 25,706 - Unknown <a href="http://livebaseballscorecards.com">livebaseballscorecards.com</a>																										
Enos Cabell, R (1, 7) OBP: 0.295, SLG: 0.331	0-0 5-3			0-3 K		0-0 5-3		0-0 G4-6-3		3 0 0 0 0 1 1																											
Dennis Powell, R (6, 1) OBP: 0.273, SLG: 0.545										0 0 0 0 0 0 0																											
Pedro Guerrero, R (8, PH) OBP: 0.100, SLG: 0.100										0 0 0 0 0 0 0																											
Len Matuszek, L (8, PH) OBP: 0.335, SLG: 0.446										1 0 0 0 0 0 2																											
Ken Howell, R (8, 1)										0 0 0 0 0 0 0																											
Larry See, R (1, 3) OBP: 0.429, SLG: 0.571	0-0 6-3			0-0 2B		0-0 1B		0-0 1B		3 0 2 1 0 0 0																											
Greg Brock, L (9, PH) OBP: 0.310, SLG: 0.426										1 0 1 0 0 0 0																											
Mike Marshall, R (9, PR) OBP: 0.298, SLG: 0.439										0 0 0 0 0 0 0																											
Jeff Hamilton, R (9, 5) OBP: 0.250, SLG: 0.344										0 0 0 0 0 0 0																											
Bill Madlock, R (1, 5) OBP: 0.334, SLG: 0.392		0-3 K		0-0 5-3		0-3 K		0-3 K		4 0 0 0 0 3 3																											
Alex Trevino, R (1, 2) OBP: 0.350, SLG: 0.392		0-0 4-3			0-0 1B		0-0 F8		0-0 4-3	3 0 1 0 0 0 0																											
Mike Scioscia, L (9, PH) OBP: 0.385, SLG: 0.359										1 0 0 0 0 0 1																											
Jose Gonzalez, R (1, 8) OBP: 0.231, SLG: 0.213		0-0 L9			0-0 1B		0-3 K			3 0 1 0 0 1 0																											
Reggie Williams, R (1, 9) OBP: 0.324, SLG: 0.368			0-0 4-3		0-0 1B		0-3 K			3 0 1 0 0 1 0																											
Dave Anderson, R (1, 6) OBP: 0.305, SLG: 0.294			0-3 K		0-0 G4-6-3		4-0 1B			2 0 0 0 1 1 2																											
Brian Holton, R (1, 1)			0-0 4-3			0-0 1B		0-0 1B		1 0 0 0 0 0 0																											
Bill Russell, R (6, PH) OBP: 0.293, SLG: 0.288						0-0 5-3		0-0 1B		2 1 2 0 0 0 0																											
<b>Inning Stats</b>	R: 0 E: 0 K: 0 S: 3	H: 0 LOB: 0 BB: 0 P: 3	R: 0 E: 0 K: 1 S: 5	H: 0 LOB: 0 BB: 0 P: 5	R: 0 E: 0 K: 1 S: 5	H: 0 LOB: 0 BB: 0 P: 5	R: 0 E: 0 K: 1 S: 6	H: 1 LOB: 1 BB: 0 P: 6	R: 0 E: 0 K: 0 S: 4	H: 3 LOB: 1 BB: 0 P: 4	R: 1 E: 0 K: 1 S: 7	H: 2 LOB: 1 BB: 0 P: 7	R: 0 E: 0 K: 2 S: 7	H: 0 LOB: 0 BB: 0 P: 7	R: 0 E: 0 K: 0 S: 3	H: 2 LOB: 1 BB: 1 P: 7	R: 0 E: 0 K: 1 S: 5	H: 1 LOB: 1 BB: 0 P: 5	1B: 8 2B: 1 3B: 0 HR: 0	SF: 0 SAC: 0 DP: 2 HBP: 0	WP: 0 PB: 0 SB: 0 CS: 1	PA: 32															
<b>PITCHER</b>	IP WLS BF H R ER SO BB IBB HBP BLK WP HR S P ERA WHIP																																				
Bruce Ruffin, L (1, 1) ERA: 2.33	7.1	28	8	1	1	6	1	0	0	0	0	0	0	39	43	1.23	1.227																				
Kent Tekulve, R (8, 1) ERA: 2.5	1.2	W	4	1	0	0	1	0	0	0	0	0	0	6	6	0.00	0.600																				



Batter	1	2	3	4	5	6	7	8	9	AB	R	H	RBI	BB	SO	LOB
Gary Redus, R (1, 7) OBP: 0.345, SLG: 0.474	0-3 K ①		0-3 K ②		0-0 6-3 ③			0-0 F9 ①		4	0	0	0	0	2	1
Milt Thompson, L (1, 8) OBP: 0.298, SLG: 0.338	0-0 HR		0-0 3-1 ③			0-0 FC4 1B		4-0 4-3 BB		3	1	2	1	1	0	0
Von Hayes, L (1, 3) OBP: 0.377, SLG: 0.463	0-0 2B			0-0 F8 ①		0-0 FC4 1B		0-0 4-3 ②		4	0	1	0	0	0	2
Mike Schmidt, R (1, 5) OBP: 0.385, SLG: 0.545	0-0 L5 ②			4-0 F7 BB		0-0 FC5-4 ②		4-0 IBB		2	0	0	0	2	0	2
Glenn Wilson, R (1, 9) OBP: 0.308, SLG: 0.401	0-0 6-3			0-0 F7 ②		0-0 F9 ③		0-3 K ③		4	0	0	0	0	1	5
Juan Samuel, R (1, 4) OBP: 0.295, SLG: 0.447		0-0 F9 ①		0-3 K ③		0-0 6-3 ①			0-0 BB BB 1B	4	1	1	0	0	1	1
Ronn Reynolds, R (1, 2) OBP: 0.253, SLG: 0.319		0-0 K 1B			0-0 4-3 2B		0-0 F4		4-0 BB BB IBB	3	0	2	0	0	0	0
Greg Gross, L (9, PH) OBP: 0.376, SLG: 0.308		0-3 K ③			0-0 6-3 ①		0-0 F4		1-2 IBB	0	0	0	0	1	0	0
Steve Jeltz, S (1, 6) OBP: 0.328, SLG: 0.262		0-3 K ③			0-0 6-3 ①		0-0 6-3 ①		4-0 BB BB	2	0	0	0	2	1	2
Bruce Ruffin, S (1, 1) OBP: 0.075, SLG: 0.100			0-3 K ①		0-0 4-3 ②		0-0 FC3-6 BB		4-0 BB BB	3	0	0	0	0	1	2
Kent Tekulve, R (8, 1)					0-0 4-3		0-0 FC3-6 BB		4-0 BB BB	0	0	0	0	0	0	0
Ron Roenicke, S (9, PH)					2-3		1-2f		1-2 2-3 3-H BB	0	0	0	1	1	0	0

Inning Stats	R: 1	H: 2	E: 0	K: 1	S: 7	H: 2	LOB: 1	BB: 0	P: 7	R: 0	H: 1	E: 0	K: 1	S: 5	H: 1	LOB: 1	BB: 0	P: 5	R: 0	H: 0	E: 0	K: 2	S: 7	H: 0	LOB: 0	BB: 0	P: 7	R: 0	H: 0	E: 0	K: 1	S: 5	H: 0	LOB: 1	BB: 1	P: 9	R: 0	H: 1	E: 0	K: 0	S: 4	H: 1	LOB: 1	BB: 0	P: 4	R: 0	H: 1	E: 0	K: 0	S: 3	H: 0	LOB: 1	BB: 1	P: 7	R: 0	H: 0	E: 0	K: 1	S: 5	H: 0	LOB: 2	BB: 2	P: 13	R: 1	H: 1	E: 1	K: 0	S: 1	H: 1	LOB: 3	BB: 3	P: 13	1B: 3	SF: 0	2B: 2	SAC: 0	3B: 0	DP: 0	HR: 1	HBP: 0	WP: 0	PA: 36
PITCHER	IP	WLS	BF	H	R	ER	SO	BB	IBB	HBP	BLK	WP	HR	S	P	ERA	WHIP																																																																	
Brian Holton, R (1, 1) ERA: 1.32	5.0		19	4	1	1	5	1	0	0	0	0	1	28	32	1.80	1.000																																																																	
Dennis Powell, L (6, 1) ERA: 4.44	2.0		8	1	0	0	0	1	0	0	0	0	0	7	11	0.00	1.000																																																																	
Ken Howell, R (8, 1) ERA: 3.2	1.0	L	9	1	1	1	1	3	2	0	0	0	0	6	26	9.00	4.000																																																																	

**Los Angeles Dodgers @ Philadelphia Phillies**  
**Veterans Stadium, Philadelphia, PA**  
 Sun Sep 07 1986, 3:33 AM EDT  
 Att. 25,706 - Unknown

<b>AB</b>	<b>29</b>
<b>R</b>	<b>2</b>
<b>H</b>	<b>6</b>
<b>RBI</b>	<b>2</b>
<b>BB</b>	<b>7</b>
<b>SO</b>	<b>6</b>
<b>LOB</b>	<b>15</b>



Batter	1	2	3	4	5	6	7	8	9	AB R H RBI BB SO LOB
<b>Gary Redus, R</b> (1, 7) OBP: 0.343, SLG: 0.470	0-0 F3		0-0 HR 1B		0-0 E5 CS		0-3 K		0-0 F8	5 1 1 1 0 1 1
<b>Milt Thompson, L</b> (1, 8) OBP: 0.301, SLG: 0.353	0-0 G4-6-3 1B		0-0 HR		0-0 F7		0-3 K			4 1 2 2 0 1 1
<b>Von Hayes, L</b> (1, 3) OBP: 0.377, SLG: 0.460	0-0 G4-6-3 1-2f		4-0 BB		0-0 F2			0-0 F8		3 0 0 0 1 0 2
<b>Mike Schmidt, R</b> (1, 5) OBP: 0.384, SLG: 0.543		0-0 6-3	0-0 4-3		0-0 CS 1-2	0-0 6-3		0-0 FC4-6 1B		4 0 1 0 0 0 1
<b>Glenn Wilson, R</b> (1, 9) OBP: 0.308, SLG: 0.400		0-0 F8		0-0 6-3		0-0 1B 1B		0-0 FC4-6 1-2f		4 0 1 0 0 0 1
<b>Juan Samuel, R</b> (1, 4) OBP: 0.295, SLG: 0.445		0-0 F4		0-0 F9		0-0 1B 1-2		0-0 F6		4 0 1 0 0 0 1
<b>John Russell, R</b> (1, 2) OBP: 0.297, SLG: 0.462			0-3 K	0-0 HR		0-3 K		0-3 K		4 1 1 1 0 3 2
<b>Steve Jeltz, S</b> (1, 6) OBP: 0.330, SLG: 0.265			0-0 SH3-4 1B 1B	0-0 1B		0-0 F7		0-0 PB 1B		3 1 2 0 0 0 2
<b>Greg Gross, L</b> (9, PH) OBP: 0.382, SLG: 0.315				0-0 1B						1 0 1 0 0 0 0
<b>Mike Maddux, L</b> (1, 1) OBP: 0.335, SLG: 0.409			0-0 SH3-4	0-0 L9			0-0 F6		0-3 K	0 0 0 0 0 0 0
<b>Jeff Stone, L</b> (4, PH) OBP: 0.070, SLG: 0.048										1 0 0 0 0 0 0 1
<b>Charles Hudson, S</b> (4, 1) OBP: 0.329, SLG: 0.429										0 0 0 0 0 0 0 0
<b>Rick Schu, R</b> (7, PH) OBP: 0.380, SLG: 0.372										1 0 0 0 0 0 0 0
<b>Tom Hume, R</b> (7, 1) OBP: 0.380, SLG: 0.372										0 0 0 0 0 0 0 0
<b>Ron Roenicke, S</b> (9, PH) OBP: 0.380, SLG: 0.372										1 0 0 0 0 0 1 1

**TOP**

**Philadelphia Phillies @ Chicago Cubs**  
**Wrigley Field, Chicago, IL**  
 Mon Sep 08 1986, 3:33 AM CDT  
 Att. 6,857 - Unknown

<b>AB</b>	35
<b>R</b>	4
<b>H</b>	10
<b>RBI</b>	4
<b>BB</b>	1
<b>SO</b>	6
<b>LOB</b>	13



Inning Stats	R: 0	H: 1	R: 0	H: 0	R: 3	H: 3	R: 1	H: 2	R: 0	H: 0	R: 0	H: 2	R: 0	H: 0	R: 0	H: 1	R: 0	H: 1	1B: 8	SF: 0	WP: 0	PA: 38
E: 0	LOB: 0	E: 0	LOB: 0	E: 0	LOB: 1	E: 0	LOB: 1	E: 1	LOB: 2	E: 0	LOB: 0	E: 0	LOB: 1	E: 0	LOB: 1	E: 0	LOB: 1	2B: 0	SAC: 1	PB: 1		
K: 0	BB: 0	K: 0	BB: 0	K: 1	BB: 1	K: 0	BB: 0	K: 0	BB: 0	K: 2	BB: 0	K: 2	BB: 0	K: 2	BB: 0	K: 2	BB: 0	3B: 0	DP: 1	SB: 0		
S: 3	P: 3	S: 3	P: 3	S: 8	P: 12	S: 5	P: 5	S: 3	P: 3	S: 7	P: 7	S: 7	P: 7	S: 4	P: 4	S: 8	P: 8	HR: 2	HBP: 0	CS: 1		

PITCHER	IP	WLS	BF	H	R	ER	SO	BB	IBB	HBP	BLK	WP	HR	S	P	ERA	WHIP
<b>Ed Lynch, R</b> (1, 1) ERA: 3.95	5.1	W	24	8	4	4	1	1	0	0	0	0	2	25	29	6.75	1.688
<b>Scott Sanderson, R</b> (6, 1) ERA: 4.36	2.2		9	1	0	0	3	0	0	0	0	0	0	15	15	0.00	0.375
<b>Lee Smith, R</b> (9, 1) ERA: 2.91	1.0	S	4	1	0	0	2	0	0	0	0	0	0	8	8	0.00	1.000

<b>WP: 0</b>	<b>PA: 38</b>
<b>PB: 1</b>	
<b>SB: 0</b>	
<b>CS: 1</b>	

PITCHER	IP	WLS	BF	H	R	ER	SO	BB	IBB	HBP	BLK	WP	HR	S	P	ERA	WHIP
---------	----	-----	----	---	---	----	----	----	-----	-----	-----	----	----	---	---	-----	------

Batter	1	2	3	4	5	6	7	8	9
<b>Dave Martinez, L</b> (1, 8) OBP: 0.194, SLG: 0.184	0-0 6-3		0-0 23 F8 BLK PB 1B		0-3 K		0-0 F7		
<b>Chico Walker, S</b> (1, 9) OBP: 0.333, SLG: 0.438	0-0 G3		4-0 PB S SF8 BB		4-0 23 1B BB		0-0 1B		
<b>23 Ryne Sandberg, R</b> (1, 4) OBP: 0.328, SLG: 0.409	0-0 1B HR 1B		0-0 F8		0-0 1B		0-0 F8		
<b>Keith Moreland, R</b> (1, 5) OBP: 0.332, SLG: 0.378	0-0 1-3 HR 1B		0-0 SF8		0-0 1B		0-0 F2		
<b>Leon Durham, L</b> (1, 3) OBP: 0.338, SLG: 0.442	0-0 1-H 3-H HR		0-0 G3		0-0 F8		4-0 S 1B BB		
<b>Jody Davis, R</b> (1, 2) OBP: 0.282, SLG: 0.405	0-0 5-3			0-0 FC4-6 1B		0-3 K		0-3 K	
<b>Rafael Palmeiro, L</b> (1, 7) <b>Lee Smith, R</b> (9, 1)		0-0 6-3		0-0 FC4-6 1-2f		0-0 1-3		0-0 2-H 1B	
<b>Shawon Dunston, R</b> (1, 6) OBP: 0.281, SLG: 0.413		0-3 K		0-0 F9		0-0 F3		0-0 1-3	
<b>Ed Lynch, R</b> (1, 1) OBP: 0.100, SLG: 0.036 <b>Scott Sanderson, R</b> (6, 1) OBP: 0.059, SLG: 0.060 <b>Chris Speier, R</b> (9, 5) OBP: 0.367, SLG: 0.481		0-0 4-3		0-3 K			0-0 F4		

Inning Stats	R: 3	H: 3	E: 0	LOB: 0	K: 0	S: 6	P: 6	R: 0	H: 0	E: 0	LOB: 0	K: 1	S: 5	R: 2	H: 1	E: 0	LOB: 0	K: 0	S: 4	R: 0	H: 1	E: 0	LOB: 1	K: 1	S: 6	R: 1	H: 2	E: 0	LOB: 1	K: 1	S: 6	R: 0	H: 0	E: 0	LOB: 0	K: 0	S: 5	R: 0	H: 1	E: 0	LOB: 1	K: 0	S: 4	R: 1	H: 1	E: 0	LOB: 1	K: 1	S: 6	P: 10
--------------	------	------	------	--------	------	------	------	------	------	------	--------	------	------	------	------	------	--------	------	------	------	------	------	--------	------	------	------	------	------	--------	------	------	------	------	------	--------	------	------	------	------	------	--------	------	------	------	------	------	--------	------	------	-------


PITCHER	IP	WLS	BF	H	R	ER	SO	BB	IBB	HBP	BLK	WP	HR	S	P	ERA	WHIP
<b>Mike Maddux, R</b> (1, 1) ERA: 5.61	3.0	L	14	4	5	4	1	1	0	0	1	0	1	15	19	12.00	1.667
<b>Charles Hudson, R</b> (4, 1) ERA: 5.05	3.0		12	3	1	1	3	1	0	0	0	0	0	17	21	3.00	1.333
<b>Tom Hume, R</b> (7, 1) ERA: 2.76	2.0		9	2	1	1	1	1	0	0	0	0	0	10	14	4.50	1.500

**BOTTOM**

**Philadelphia Phillies @ Chicago Cubs**  
**Wrigley Field, Chicago, IL**  
 Mon Sep 08 1986, 3:33 AM CDT  
 Att. 6,857 - Unknown

AB	R	H	RBI	BB	SO	LOB
4	1	1	0	0	1	0
2	1	1	0	2	0	0
4	2	2	0	0	0	3
3	1	2	2	0	0	0
3	2	1	3	1	0	1
4	0	1	0	0	2	1
4	0	1	1	0	0	1
0	0	0	0	0	0	0
4	0	0	0	0	1	2
2	0	0	0	0	1	1
1	0	0	0	0	0	0
0	0	0	0	0	0	0

AB	31
R	7
H	9
RBI	6
BB	3
SO	5
LOB	9



WP	PA
0	35
PB	1
SB	2
CS	0

livebaseballscorecards.com





BOTTOM

Philadelphia Phillies @ Chicago Cubs  
Wrigley Field, Chicago, IL  
Tue Sep 09 1986, 3:33 AM CDT  
Att. 8,785 - Unknown

livebaseballscorecards.com

AB	39
R	8
H	12
RBI	8
BB	2
SO	3
LOB	9



WP	1	PA	41
PB	0		
SB	2		
CS	0		

Batter	1	2	3	4	5	6	7	8	9	10	AB	R	H	RBI	BB	SO	LOB
Dave Martinez, L OBP: 0.196, SLG: 0.209 (1, 8) Chris Speier, R OBP: 0.371, SLG: 0.485 (9, PH) (10, 6)	B3-1		F9	F7			23 1B 3B		1-2 1B		4	1	1	0	0	0	1
Chico Walker, S OBP: 0.261, SLG: 0.333 (1, 9) (10, 7)	6-3		3-1		5-3		L6		6		5	0	0	0	0	0	3
23 Ryne Sandberg, R OBP: 0.329, SLG: 0.409 (1, 4) S S	K			F9	WP S 1B		S 1B		2-3f		5	0	2	1	0	2	0
Keith Moreland, R OBP: 0.335, SLG: 0.392 (1, 5) (10, 9)		HR		HR	F9		F3		1-2		5	3	3	2	0	0	2
Leon Durham, L OBP: 0.338, SLG: 0.451 (1, 3)		F7		HR	G3				3-1		5	2	2	2	0	0	1
Jody Davis, R OBP: 0.283, SLG: 0.404 (1, 2) B B B		BB		HR	1B		F3		4-3		3	1	1	0	1	0	0
Rafael Palmeiro, L OBP: 0.250, SLG: 0.625 Lee Smith, R (9, 1)		F8		HR	HR		4-3		L4		4	1	1	3	0	0	1
Shawon Dunston, R OBP: 0.279, SLG: 0.410 Manny Trillo, R OBP: 0.379, SLG: 0.402 (10, 5)		F8		K	K		F9		6-3		4	0	0	0	0	1	1
Jamie Moyer, L OBP: 0.260, SLG: 0.063 Ron Cey, R OBP: 0.300, SLG: 0.514 Ron Davis, R OBP: 0.059, SLG: 0.060 Dave Gumpert, R Terry Francona, L OBP: 0.275, SLG: 0.321 Scott Sanderson, R OBP: 0.059, SLG: 0.060 Bob Dernier, R OBP: 0.266, SLG: 0.298 (1, 1) (4, PH) (5, 1) (5, 1) (7, PH) (8, 1) (9, 8)		1-3		BB	BB		4-3		6 1B 1B		1	0	0	0	0	0	0

Inning Stats	R: 0	H: 0	E: 0	K: 1	S: 5	P: 5	R: 1	H: 1	E: 0	K: 0	S: 4	P: 8	R: 0	H: 0	E: 0	K: 0	S: 3	R: 4	H: 4	E: 0	K: 1	S: 9	P: 13	R: 0	H: 1	E: 0	K: 0	S: 4	P: 4	R: 0	H: 0	E: 0	K: 0	S: 3	P: 3	R: 1	H: 2	E: 0	K: 0	S: 5	P: 5	R: 0	H: 0	E: 0	K: 0	S: 3	P: 3	R: 0	H: 2	E: 0	K: 0	S: 4	P: 4	R: 2	H: 2	E: 0	K: 1	S: 5	P: 5	1B: 6	2B: 2	3B: 1	HR: 4	SF: 0	SAC: 0	DP: 1	HBP: 0	WP: 1	PA: 41
--------------	------	------	------	------	------	------	------	------	------	------	------	------	------	------	------	------	------	------	------	------	------	------	-------	------	------	------	------	------	------	------	------	------	------	------	------	------	------	------	------	------	------	------	------	------	------	------	------	------	------	------	------	------	------	------	------	------	------	------	------	-------	-------	-------	-------	-------	--------	-------	--------	-------	--------

PITCHER	IP	WLS	BF	H	R	ER	SO	BB	IBB	HBP	BLK	WP	HR	S	P	ERA	WHIP
Kevin Gross, R ERA: 4.11 (1, 1)	4.0		19	5	5	5	2	2	0	0	0	0	3	21	29	11.25	1.750
Tom Hume, R ERA: 2.77 (5, 1)	3.0		12	3	1	1	0	0	0	0	0	1	0	12	12	3.00	1.000
Dan Schatzeder, L ERA: 3.4 (8, 1)	1.1		6	2	0	0	0	0	0	0	0	0	0	6	6	0.00	1.500
Kent Tekulve, R ERA: 2.48 (9, 1)	0.2		1	0	0	0	0	0	0	0	0	0	0	1	1	0.00	0.000
Steve Bedrosian, R ERA: 3.33 (10, 1)	0.1	L	3	2	2	2	1	0	0	0	0	0	1	5	5	54.00	6.000



Batter	1	2	3	4	5	6	7	8	9	AB R H RBI BB SO LOB	TOP
<b>Jeff Stone, L</b> (1, 7) <sup>x</sup> OBP: 0.335, SLG: 0.409 <b>Gary Redus, R</b> (4, 7) OBP: 0.347, SLG: 0.465	0-0  FC1-6 1B		0-3  K		4-0  BB	0-0  F8			0-0  1B 4-3 1B	2 0 1 0 0 1 0 2 1 1 0 1 0 2	
<b>Milt Thompson, L</b> (1, 8) <sup>x</sup> OBP: 0.294, SLG: 0.344	0-0  FC1-6 1B 1-2f 1B		0-0  F8		0-0  1-3		0-3  K		0-3  K	5 1 0 0 0 2 3	
<b>Von Hayes, L</b> (1, 3) <sup>x</sup> OBP: 0.379, SLG: 0.467	0-0  1-3 1B 1B		0-0  F7			0-0  HR	0-0  G3		0-0  4-3 1-2	5 2 2 1 0 0 1	
<b>Mike Schmidt, R</b> (1, 5) <sup>x</sup> OBP: 0.388, SLG: 0.562	0-0  F3			0-0  F9		0-0  HR	0-0  HR		0-0  1B 1B 2-3 1B	5 2 3 2 0 0 2	
<b>Glenn Wilson, R</b> (1, 9) <sup>x</sup> OBP: 0.311, SLG: 0.402	0-0  1-H 3-H 1B			0-0  E6		0-0  F4	0-0  1B		0-0  1B 1-2 1B	5 0 3 3 0 0 0	
<b>Juan Samuel, R</b> (1, 4) <sup>x</sup> OBP: 0.296, SLG: 0.446	0-0  F8			0-3  K		0-0  CS 1B	0-3  K		0-0  1-2 2-3 1B	5 0 2 0 0 2 3	
<b>John Russell, R</b> (1, 2) <sup>x</sup> OBP: 0.296, SLG: 0.455		0-0  4-3		0-0  F2		4-0  1-2 2B BB		0-0  F8	0-0  4-3	4 1 0 0 1 0 4	
<b>Steve Jeltz, S</b> (1, 6) OBP: 0.330, SLG: 0.269 <b>Greg Gross, L</b> (8, PH) OBP: 0.394, SLG: 0.319 <b>Luis Aguayo, R</b> (8, 6) OBP: 0.266, SLG: 0.339			0-3  K		0-0  F6	0-0  1-H 2B		0-0  G3		3 0 1 1 0 1 0 1 0 0 0 0 0 0 0 0 0 0 0 0 0	
<b>Don Carman, L</b> (1, 1) OBP: 0.332, SLG: 0.429 <b>Rick Schu, R</b> (8, PH) OBP: 0.377, SLG: 0.389 <b>Kent Tekulve, R</b> (8, PH) OBP: 0.377, SLG: 0.389 <b>Ron Roenicke, S</b> (8, PH) OBP: 0.377, SLG: 0.389 <b>Michael Jackson, R</b> (8, 1) OBP: 0.377, SLG: 0.389 <b>Dan Schatzeder, L</b> (8, 1) OBP: 0.519, SLG: 0.682		0-3  K		0-0  G3	4-0  BB		0-0  4-3		2 0 0 0 0 1 0 0 0 0 0 1 0 0 0 0 0 0 0 0 0 1 0		
<b>Inning Stats</b>	R: 2 H: 3 E: 0 LOB: 1 K: 0 BB: 0 S: 6 P: 6	R: 0 H: 0 E: 0 LOB: 0 K: 2 BB: 0 S: 7 P: 7	R: 0 H: 0 E: 0 LOB: 0 K: 1 BB: 0 S: 5 P: 5	R: 0 H: 0 E: 1 LOB: 1 K: 1 BB: 0 S: 6 P: 6	R: 0 H: 0 E: 0 LOB: 1 K: 0 BB: 1 S: 3 P: 7	R: 3 H: 4 E: 0 LOB: 2 K: 0 BB: 2 S: 6 P: 14	R: 1 H: 2 E: 0 LOB: 1 K: 2 BB: 0 S: 9 P: 9	R: 0 H: 0 E: 0 LOB: 0 K: 0 BB: 0 S: 3 P: 3	R: 1 H: 4 E: 0 LOB: 3 K: 1 BB: 0 S: 9 P: 9	1B: 9 SF: 0 2B: 1 SAC: 0 3B: 0 DP: 0 HR: 3 HBP: 0	WP: 0 PA: 43 PB: 0 SB: 1 CS: 1
<b>PITCHER</b> <b>Rick Sutcliffe, R</b> (1, 1) ERA: 4.73 <b>Guy Hoffman, L</b> (6, 1) ERA: 4.52 <b>Frank DiPino, L</b> (7, 1) ERA: 4.2 <b>Dave Gumpert, R</b> (7, 1) ERA: 3.95 <b>Lee Smith, R</b> (9, 1) ERA: 2.92	IP WLS BF H R ER SO BB IBB HBP BLK WP HR S P ERA WHIP 5.2 0 27 7 5 5 4 3 0 0 0 0 2 32 44 7.94 1.765 0.1 W 1 0 0 0 0 0 0 0 0 0 0 0 1 1 0.00 0.000 0.2 4 2 1 1 1 0 0 0 0 0 0 1 6 6 13.50 3.000 1.1 4 0 0 0 1 0 0 0 0 0 0 0 6 6 0.00 0.000 1.0 S 7 4 1 1 1 0 0 0 0 0 0 0 9 9 9.00 4.000				<b>PITCHER</b> IP WLS BF H R ER SO BB IBB HBP BLK WP HR S P ERA WHIP						

Philadelphia Phillies @ Chicago Cubs  
 Wrigley Field, Chicago, IL  
 Wed Sep 10 1986, 3:33 AM CDT  
 Att. 9,029 - Unknown

livebaseballscorecards.com



Batter	1	2	3	4	5	6	7	8	9
Chico Walker, S OBP: 0.250, SLG: 0.360 (1, 9)	0-0 6-3 ①		0-0 S E 2B		0-0 L6	0-0 SF8 ②		0-0 G6-4-3 ③ 1-2f	
23 Ryne Sandberg, R OBP: 0.327, SLG: 0.406 (1, 4)	0-0 F8 ②		0-0 L9 ①		0-0 F3	0-0 L5 ③			
Gary Matthews, R OBP: 0.361, SLG: 0.474 Rafael Palmeiro, L OBP: 0.250, SLG: 0.625 (7, PR) (8, 7)	0-0 HR		0-0 2-H HR		0-0 F8 ③		0-0 CS 1B		
Keith Moreland, R OBP: 0.334, SLG: 0.397 Manny Trillo, R OBP: 0.379, SLG: 0.402 (1, 5) (9, 5)	0-0 HR		0-0 F4 ②			0-0 F9 ①	0-0 L7 ②		
Leon Durham, L OBP: 0.340, SLG: 0.454 (1, 3)	0-0 1B		0-3 K ③			0-0 1B 2B	0-0 F8 ③		
Jody Davis, R OBP: 0.287, SLG: 0.405 (1, 2)	0-3 K ③			4-0 BB BB BB BB	0-0 G5-4-3 BB	0-0 1B 1B 1B 2-H		4-0 BB BB BB BB	
Shawon Dunston, R OBP: 0.279, SLG: 0.409 Chris Speier, R OBP: 0.368, SLG: 0.481 (6, PR) (7, 6)		0-3 K ①		0-0 G5-4-3 ① ② 1-2f	0-0 1B 1B 1B 1-2	0-0 1B 1B 1B 1-2		0-0 FC3-6 ① 1B 1B 1-2f	
Bob Dernier, R OBP: 0.271, SLG: 0.312 Dave Martinez, L OBP: 0.212, SLG: 0.226 (6, PH) (7, 8)		0-0 B2-4 1B		0-0 HR	0-0 1B 1B 1-2 2-3	0-0 1B 1B 1-2 2-3 3-H		0-0 1B 1B 1-2 2-3	
Rick Sutcliffe, L OBP: 0.240, SLG: 0.313 Guy Hoffman, L OBP: 0.356, SLG: 0.393 Jerry Mumphrey, S OBP: 0.167, SLG: 0.167 Frank DiPino, L OBP: 0.167, SLG: 0.167 Dave Gumpert, R OBP: 0.384, SLG: 0.339 Thad Bosley, L OBP: 0.384, SLG: 0.339 Lee Smith, R OBP: 0.384, SLG: 0.339 (1, 1) (6, 1) (6, PH) (7, 1) (7, 1) (8, PH) (9, 1)		0-0 B2-4 ② ③ 1-2f		0-3 K ③	0-0 1B 1B 1-2 2-3 3-H	0-0 1B 1B 1-2 2-3 3-H		0-0 G6-4-3 ① ② 1-2 2-3	

AB	R	H	RBI	BB	SO	LOB
4	1	1	1	0	0	3
4	0	0	0	0	0	3
4	2	3	2	0	0	0
0	0	0	0	0	0	0
4	1	1	1	0	0	1
0	0	0	0	0	0	0
4	1	2	0	0	1	1
2	1	1	1	2	1	1
3	0	1	0	0	1	1
1	1	0	0	0	0	1
2	1	2	1	0	0	0
2	0	2	0	0	0	0
2	0	0	0	0	1	1
0	0	0	0	0	0	0
1	0	1	1	0	0	0
0	0	0	0	0	0	0
0	0	0	0	0	0	0
1	0	1	0	0	0	0
0	0	0	0	0	0	0

AB	R	H	RBI	BB	SO	LOB
34	8	15	7	2	4	12

WP	PA
0	37

Inning Stats	R	H	E	K	S	H	LOB	BB	P
R: 2 E: 0 K: 1 S: 8	H: 3 LOB: 1 BB: 0 P: 8	R: 0 E: 0 K: 1 S: 5	H: 1 LOB: 0 BB: 0 P: 5	R: 2 E: 0 K: 1 S: 7	H: 2 LOB: 0 BB: 0 P: 7	R: 1 E: 0 K: 1 S: 5	H: 1 LOB: 0 BB: 1 P: 9	R: 0 E: 0 K: 0 S: 3	H: 0 LOB: 0 BB: 0 P: 3
R: 3 E: 0 K: 0 S: 8	H: 5 LOB: 2 BB: 0 P: 8	R: 0 E: 0 K: 0 S: 3	H: 1 LOB: 1 BB: 0 P: 3	R: 0 E: 0 K: 0 S: 3	H: 0 LOB: 0 BB: 0 P: 3	R: 0 E: 0 K: 0 S: 4	H: 2 LOB: 2 BB: 1 P: 8	R: 0 E: 0 K: 0 S: 4	H: 2 LOB: 2 BB: 1 P: 8

PITCHER	IP	WLS	BF	H	R	ER	SO	BB	IBB	HBP	BLK	WP	HR	S	P	ERA	WHIP
Don Carman, L ERA: 3.59 (1, 1)	5.0		21	7	5	5	4	1	0	0	0	0	4	28	32	9.00	1.600
Kent Tekulve, R ERA: 2.71 (6, 1)	2.0	L	11	6	3	3	0	0	0	0	0	0	0	11	11	13.50	3.000
Michael Jackson, R ERA: 1.08 (8, 1)	0.1		3	1	0	0	0	1	0	0	0	0	0	2	6	0.00	6.000
Dan Schatzeder, L ERA: 3.38 (8, 1)	0.2		2	1	0	0	0	0	0	0	0	0	0	2	2	0.00	1.500

Philadelphia Phillies @ Chicago Cubs  
Wrigley Field, Chicago, IL  
Wed Sep 10 1986, 3:33 AM CDT  
Att. 9,029 - Unknown

livebaseballscorecards.com





Batter	1	2	3	4	5	6	7	8	9	AB R H RBI BB SO LOB	TOP									
Mookie Wilson, S OBP: 0.358, SLG: 0.456 (1, 8) (8, 7)	0-0 6-3		0-0 4-3			0-0 G6-4-3 1B		0-3 K		4 0 1 0 0 1 0										
Kevin Mitchell, R OBP: 0.364, SLG: 0.497 Lenny Dykstra, L OBP: 0.378, SLG: 0.455 (1, 7) (8, PH) (8, 8)	0-0 FC1-6 1B		0-0 6-3			0-0 G6-4-3 1-2f		0-0 L5		3 0 1 0 0 0 1 1 0 0 0 0 0 0										
Keith Hernandez, L OBP: 0.411, SLG: 0.450 (1, 3)	0-0 FC1-6 1-2f			0-0 4-3			0-0 BB 1B	0-0 1B		4 1 2 0 0 0 1										
Gary Carter, R OBP: 0.329, SLG: 0.424 (1, 2)	0-0 FC6-4 1-2f			0-0 F8			4-0 BB 1B 2B	0-0 F6		3 1 0 0 1 0 2										
Darryl Strawberry, L OBP: 0.350, SLG: 0.486 (1, 9)		0-0 G3		0-3 K			0-0 1-2 2-H 2B 1B		0-0 G3	4 1 1 1 0 1 0										
Ray Knight, R OBP: 0.350, SLG: 0.414 (1, 5)					0-0 5-3		0-0 F8		0-0 G3	4 0 1 0 0 0 2										
Tim Teufel, R OBP: 0.332, SLG: 0.387 Wally Backman, S OBP: 0.381, SLG: 0.381 (1, 4) (9, PH)					0-0 G3		0-0 G5-4-3 1B		0-3 K	3 0 2 2 0 0 1 1 0 0 0 0 1 0										
Rafael Santana, R OBP: 0.283, SLG: 0.256 (1, 6)					0-0 6-3		0-0 G5-4-3 1-2f		0-0 F8	3 0 0 0 0 0 3										
Dwight Gooden, R OBP: 0.113, SLG: 0.116 Stan Jefferson, S OBP: 0.333, SLG: 0.200 Doug Sisk, R Lee Mazzilli, S OBP: 0.386, SLG: 0.331 Rick Anderson, R OBP: 0.100, SLG: 0.100 (1, 1) (6, PH) (6, 1) (7, PH) (7, 1)			0-0 4-3			0-0 F3	0-0 F9			1 0 0 0 0 0 0 1 0 0 0 0 0 0 0 0 0 0 0 0 0 1 0 0 0 0 0 1 0 0 0 0 0 0 0										
<b>Inning Stats</b>	R: 0 E: 0 K: 0 S: 4	H: 1 LOB: 1 BB: 0 P: 4	R: 0 E: 0 K: 0 S: 4	H: 1 LOB: 1 BB: 0 P: 4	R: 0 E: 0 K: 0 S: 3	H: 0 LOB: 0 BB: 0 P: 3	R: 0 E: 0 K: 1 S: 5	H: 0 LOB: 0 BB: 0 P: 5	R: 0 E: 0 K: 0 S: 3	H: 1 LOB: 0 BB: 0 P: 3	R: 3 E: 0 K: 0 S: 6	H: 3 LOB: 1 BB: 1 P: 10	R: 0 E: 0 K: 1 S: 5	H: 1 LOB: 1 BB: 0 P: 6	R: 0 E: 0 K: 1 S: 5	H: 0 LOB: 0 BB: 0 P: 5	1B: 6 2B: 2 3B: 0 HR: 0	SF: 0 SAC: 0 DP: 2 HBP: 0	WP: 0 PB: 0 SB: 0 CS: 0	PA: 34
<b>PITCHER</b>	IP WLS BF H R ER SO BB IBB HBP BLK WP HR S P ERA WHIP																			
Bruce Ruffin, L ERA: 2.43 Steve Bedrosian, R ERA: 3.25 (1, 1) (8, 1)	7.0 W 27 7 3 3 1 1 0 0 0 0 0 0 28 32 3.86 1.143																			

New York Mets @ Philadelphia Phillies  
Veterans Stadium, Philadelphia, PA

livebaseballscorecards.com

AB	33
R	3
H	8
RBI	3
BB	1
SO	3
LOB	11



Fri Sep 12 1986, 7:05 PM EDT  
Att: 43,070 - Unknown

Batter	1	2	3	4	5	6	7	8	9
<b>Gary Redus, R</b> OBP: 0.344, SLG: 0.458 (1, 7)	0-0 6-3		4-0 G6-4-3 BB	0-0 F8		0-0 F4		0-0 L5	
<b>Milt Thompson, L</b> OBP: 0.296, SLG: 0.345 (1, 8)	0-0 2B 1B		0-0 G6-4-3 1-2f		0-0 1B HR 1B	0-0 6-3		0-0 G3	
<b>Von Hayes, L</b> OBP: 0.383, SLG: 0.475 (1, 3)	0-0 1-H 2B		0-0 E8 E 1B		0-0 1-2 HR 1B	0-0 1B 2B			
<b>Mike Schmidt, R</b> OBP: 0.389, SLG: 0.568 (1, 5)	0-0 F8		0-0 E5 E		0-0 1-H 2-H HR	0-0 1B			
<b>Glenn Wilson, R</b> OBP: 0.309, SLG: 0.398 (1, 9)	0-3 K		0-0 E5 1-2		0-3 K		0-0 6-3		
<b>Juan Samuel, R</b> OBP: 0.296, SLG: 0.444 (1, 4)		0-0 F7	0-0 F8		0-0 F8		0-0 L9-3 1B		
<b>Steve Bedrosian, R</b> OBP: 0.400, SLG: 0.250 (8, 1)									
<b>Ronn Reynolds, R</b> OBP: 0.250, SLG: 0.303 (1, 2)		0-0 1B		0-3 K	0-0 E6 BB		0-0 L9-3 1-2		
<b>Steve Jeltz, S</b> OBP: 0.332, SLG: 0.272 (1, 6)		0-3 K		0-0 2B	4-0 1-2 BB		0-0 F7		
<b>Bruce Ruffin, S</b> OBP: 0.070, SLG: 0.093 (1, 1)		0-3 K		0-3 K	0-3 K		0-0 HR		
<b>Luis Aguayo, R</b> OBP: 0.271, SLG: 0.371 (8, 4)									

Inning Stats	R: 1	H: 2	E: 0	K: 1	S: 7	H: 2	LOB: 1	BB: 0	P: 7	R: 0	H: 1	E: 0	K: 2	S: 8	H: 1	LOB: 1	BB: 0	P: 8	R: 1	H: 1	E: 3	K: 0	S: 5	H: 1	LOB: 2	BB: 1	P: 9	R: 0	H: 1	E: 0	K: 2	S: 8	R: 3	H: 3	E: 1	K: 2	S: 11	H: 2	LOB: 2	BB: 1	P: 15	R: 0	H: 2	E: 0	K: 0	S: 4	H: 1	LOB: 0	BB: 0	P: 3	R: 1	H: 1	E: 0	K: 0	S: 4	H: 1	LOB: 0	BB: 0	P: 4
1B: 7	SF: 0	2B: 4	SAC: 0	3B: 0	DP: 2	HR: 2	HBP: 0	WP: 0	PA: 38																																																		

PITCHER	IP	WLS	BF	H	R	ER	SO	BB	IBB	HBP	BLK	WP	HR	S	P	ERA	WHIP
<b>Dwight Gooden, R</b> ERA: 3.04 (1, 1)	5.0	L	27	8	5	4	7	2	0	0	0	0	1	39	47	7.20	2.000
<b>Doug Sisk, R</b> ERA: 2.59 (6, 1)	1.0		4	2	0	0	0	0	0	0	0	0	0	4	4	0.00	2.000
<b>Rick Anderson, R</b> ERA: 3.02 (7, 1)	2.0		7	2	1	1	0	0	0	0	0	0	1	7	7	4.50	1.000

**BOTTOM**

**New York Mets @ Philadelphia Phillies**  
Veterans Stadium, Philadelphia, PA

Fri Sep 12 1986, 7:05 PM EDT  
Att. 43,070 - Unknown

livebaseballscorecards.com

<b>AB</b>	<b>36</b>
<b>R</b>	<b>6</b>
<b>H</b>	<b>12</b>
<b>RBI</b>	<b>5</b>
<b>BB</b>	<b>2</b>
<b>SO</b>	<b>7</b>
<b>LOB</b>	<b>13</b>







Batter	1	2	3	4	5	6	7	8	9
Gary Redus, R (1, 7) Steve Bedrosian, R (8, 1) OBP: 0.340, SLG: 0.452 OBP: 0.400, SLG: 0.250	0-0 F7		0-0 E5 FC4-6		0-0 F9		0-0 FC1-6 HR		
Juan Samuel, R (1, 4) OBP: 0.296, SLG: 0.442	0-0 S 1B		0-0 FC4-6 1-2f		0-3 K		0-0 6-3 1-2		
Von Hayes, L (1, 3) OBP: 0.384, SLG: 0.483	0-3 K			0-0 L8		0-0 2B	0-0 HR		
Mike Schmidt, R (1, 5) OBP: 0.388, SLG: 0.567	0-3 K 1-2			0-0 6-3		0-0 4-3 SF8 2B	0-0 5-3		
Glenn Wilson, R (1, 9) OBP: 0.307, SLG: 0.395		0-0 F9		0-0 E7 2B		0-0 4-3		0-0 3-1	
Ron Roenicke, S (1, 8) (8, 7) OBP: 0.385, SLG: 0.378		4-0 BB G5-4-3		0-0 1B 2B		4-0 BB		0-0 1B	
Ronn Reynolds, R (1, 2) OBP: 0.250, SLG: 0.304		0-0 G5-4-3 1-2f		0-0 FC6-4 1B		0-0 SF8		0-0 F8	
Steve Jeltz, S (1, 6) OBP: 0.329, SLG: 0.269			0-0 6-3	0-0 FC6-4 1-2f		0-0 1-3		0-0 F9	
Mike Maddux, L (1, 1) Tom Hume, R (1, 1) Greg Legg, R (3, PH) Charles Hudson, S (4, 1) Dan Schatzeder, L (6, 1) Greg Gross, L (7, PH) Milt Thompson, L (8, 8) OBP: 0.167, SLG: 0.167 OBP: 0.069, SLG: 0.047 OBP: 0.619, SLG: 0.682 OBP: 0.389, SLG: 0.319 OBP: 0.296, SLG: 0.345			0-3 K		0-0 F3		4-0 FC1-6 BB		

AB	R	H	RBI	BB	SO	LOB
4	1	0	0	0	0	1
0	0	0	0	0	0	0
4	0	1	0	0	1	2
4	2	2	2	0	1	1
4	1	1	1	0	1	1
4	1	0	0	0	0	1
2	1	2	1	2	0	0
3	0	1	2	0	0	2
4	0	0	0	0	0	3
0	0	0	0	0	0	0
1	0	0	0	0	1	0
1	0	0	0	0	0	0
0	0	0	0	0	0	0
0	0	0	0	1	0	0
0	0	0	0	0	0	0

**BOTTOM**

**New York Mets @ Philadelphia Phillies**  
Veterans Stadium, Philadelphia, PA

livebaseballscorecards.com

<b>AB</b>	<b>31</b>
<b>R</b>	<b>6</b>
<b>H</b>	<b>7</b>
<b>RBI</b>	<b>6</b>
<b>BB</b>	<b>3</b>
<b>SO</b>	<b>4</b>
<b>LOB</b>	<b>11</b>



WP: 0	PA: 35
PB: 0	
SB: 2	
CS: 0	

Inning Stats	R: 0	H: 1	E: 0	LOB: 1	K: 2	BB: 0	S: 8	P: 8
	0	0	0	0	0	0	0	6
	0	0	0	0	0	0	0	6
	2	2	1	1	1	0	6	6
	0	0	1	0	1	0	5	5
	2	2	0	0	1	1	9	9
	0	0	0	0	0	0	8	8
	0	1	0	1	0	0	4	4

PITCHER	IP	WLS	BF	H	R	ER	SO	BB	IBB	HBP	BLK	WP	HR	S	P	ERA	WHIP
Bob Ojeda, L (1, 1) ERA: 2.75	5.0		20	3	2	0	4	1	0	0	0	0	0	27	31	0.00	0.800
Roger McDowell, R (6, 1) ERA: 2.87	2.0	L	11	3	4	4	0	2	0	0	0	0	1	9	17	18.00	2.500
Jesse Orosco, L (8, 1) ERA: 2.63	1.0		4	1	0	0	0	0	0	0	0	0	0	4	4	0.00	1.000

PITCHER	IP	WLS	BF	H	R	ER	SO	BB	IBB	HBP	BLK	WP	HR	S	P	ERA	WHIP

Sat Sep 13 1986, 7:05 PM EDT  
Att. 47,108 - Unknown



Batter	1	2	3	4	5	6	7	8	9	AB R H RBI BB SO LOB	TOP																								
Lenny Dykstra, L OBP: 0.375, SLG: 0.457 (1, 8) X	0-0 4-3		0-0 G3		0-3 K			0-3 K		4 0 0 0 0 2 3																									
Wally Backman, S OBP: 0.384, SLG: 0.386 (1, 4) X	0-0 BB 1B			0-0 F8		0-0 4-3		0-0 2B		4 0 2 0 0 0 0																									
Keith Hernandez, L OBP: 0.414, SLG: 0.450 Dave Magadan, L OBP: 0.500, SLG: 0.500 (1, 3) BB (6, 3) BB	4-0 L1-3 1-2 BB			4-0 G5-4-3 BB		0-0 F6		0-3 K		1 0 0 0 2 0 0 1 0 0 0 0 1 1																									
Gary Carter, R OBP: 0.326, SLG: 0.418 Ed Heam, R OBP: 0.344, SLG: 0.424 (1, 2) X (6, 2)	0-0 L1-3 1-2			0-0 G5-4-3 1-2f		0-0 F6		0-0 F8		3 0 0 0 0 0 3 1 0 0 0 0 0 1																									
Darryl Strawberry, L OBP: 0.346, SLG: 0.476 (1, 9)					0-3 K		0-0 3-1		0-0 F7	4 0 0 0 0 2 0																									
Danny Heep, L OBP: 0.391, SLG: 0.434 (1, 7)					4-0 BB 1B BB		0-0 2B 1B		0-0 F8	3 0 1 0 1 1 0																									
Howard Johnson, S OBP: 0.339, SLG: 0.440 (1, 5)					0-3 K		0-3 K		0-0 1B	4 0 1 0 0 3 2																									
Kevin Elster, R OBP: 0.429, SLG: 0.417 (1, 6)					0-0 6-3		0-0 BB 1B		0-0 L5	4 0 2 0 0 0 1																									
Sid Fernandez, L OBP: 0.200, SLG: 0.222 Lee Mazzilli, S OBP: 0.374, SLG: 0.331 Rick Anderson, R OBP: 0.100, SLG: 0.100 Stan Jefferson, S OBP: 0.286, SLG: 0.167 John Mitchell, R Randy Niemann, L OBP: 0.429, SLG: 0.333 (1, 1) (5, PH) (5, 1) (7, PH) (7, 1) (8, 1)					0-0 F7		4-0 BB 2-3 BB		0-0 F2	1 0 0 0 0 0 0 0 0 0 0 0 1 0 0 0 0 0 0 0 0 0 0 1 0 0 0 0 0 0 2 0 0 0 0 0 0 0 0 0 0 0 0 0 0 0 0																									
<b>Inning Stats</b>	R: 0 E: 0 K: 0 S: 3	H: 1 LOB: 1 BB: 1 P: 7	R: 0 E: 0 K: 3 S: 9	H: 0 LOB: 0 BB: 0 P: 9	R: 0 E: 0 K: 0 S: 3	H: 0 LOB: 0 BB: 0 P: 3	R: 0 E: 0 K: 3 S: 10	H: 1 LOB: 3 BB: 2 P: 18	R: 0 E: 0 K: 1 S: 7	H: 2 LOB: 2 BB: 0 P: 7	R: 0 E: 0 K: 2 S: 8	H: 1 LOB: 1 BB: 0 P: 8	R: 0 E: 0 K: 0 S: 4	H: 1 LOB: 1 BB: 0 P: 4	1B: 4 2B: 3 3B: 0 HR: 0	SF: 0 SAC: 0 DP: 2 HBP: 0	WP: 0 PB: 0 SB: 0 CS: 0	PA: 35																	
<b>PITCHER</b> Kevin Gross, R ERA: 3.94 (1, 1)	IP 9.0	WLS W	BF 35	H 6	R 0	ER 0	SO 9	BB 4	IBB 0	HBP 0	BLK 0	WP 0	HR 0	S 49	P 65	ERA 0.00	WHIP 1.111	<b>PITCHER</b>	IP 9.0	WLS W	BF 35	H 6	R 0	ER 0	SO 9	BB 4	IBB 0	HBP 0	BLK 0	WP 0	HR 0	S 49	P 65	ERA 0.00	WHIP 1.111

New York Mets @ Philadelphia Phillies  
Veterans Stadium, Philadelphia, PA

livebaseballscorecards.com

AB	31
R	0
H	6
RBI	0
BB	4
SO	9
LOB	13



Sun Sep 14 1986, 3:33 AM EDT  
Att: 38,652 - Unknown

Batter	1	2	3	4	5	6	7	8	9
<b>Gary Redus, R</b> OBP: 0.342, SLG: 0.453 (1, 7)	0-3 K		0-0 1B	0-3 K			0-0 3-1 WP 1B		
<b>Juan Samuel, R</b> OBP: 0.295, SLG: 0.441 (1, 4)	0-0 F8		0-0 2-3		0-0 1B E 1B		0-0 6-3 1-2		
<b>Von Hayes, L</b> OBP: 0.384, SLG: 0.485 (1, 3)	0-0 F6			0-0 1B 2B	0-0 E9 SF8 1B		0-0 3-1 2-3		
<b>Mike Schmidt, R</b> OBP: 0.387, SLG: 0.566 (1, 5)		0-0 F4		0-0 1B 1B	0-0 SF8		0-3 K		
<b>Glenn Wilson, R</b> OBP: 0.306, SLG: 0.394 (1, 9)		0-0 6-3		0-0 F9	0-3 K		0-0 G6-4-3 1B		
<b>Ron Roenicke, S</b> OBP: 0.387, SLG: 0.382 (1, 8)		0-0 2B		4-0 1B 3B BB	0-0 F6		0-0 F8		
<b>Ronn Reynolds, R</b> OBP: 0.241, SLG: 0.292 (1, 2)		0-0 F7		0-3 K		0-0 F9	0-0 G6-4-3 1-2f		
<b>Steve Jeltz, S</b> OBP: 0.329, SLG: 0.269 (1, 6)			0-0 L9	0-0 3B 1B		0-0 G3			
<b>Kevin Gross, R</b> OBP: 0.197, SLG: 0.314 (1, 1)			0-3 K	0-0 3B		0-3 K			

Inning Stats	R: 0 E: 0 K: 1 S: 5	H: 0 LOB: 0 BB: 0 P: 5	R: 0 E: 0 K: 0 S: 4	H: 1 LOB: 1 BB: 0 P: 4	R: 0 E: 0 K: 1 S: 6	H: 1 LOB: 1 BB: 0 P: 6	R: 4 E: 0 K: 2 S: 11	H: 4 LOB: 1 BB: 1 P: 15	R: 2 E: 1 K: 1 S: 7	H: 2 LOB: 0 BB: 0 P: 7	R: 0 E: 0 K: 1 S: 5	H: 0 LOB: 0 BB: 0 P: 5	R: 0 E: 0 K: 1 S: 6	H: 1 LOB: 1 BB: 0 P: 6	R: 0 E: 0 K: 0 S: 3	H: 1 LOB: 0 BB: 0 P: 3
1B: 7 2B: 2 3B: 1 HR: 0	SF: 1 SAC: 0 DP: 1 HBP: 0	WP: 1 PB: 0 SB: 0 CS: 0	PA: 34													

PITCHER	IP	WLS	BF	H	R	ER	SO	BB	IBB	HBP	BLK	WP	HR	S	P	ERA	WHIP
<b>Sid Fernandez, L</b> ERA: 3.69 (1, 1)	4.0	L	19	6	4	4	4	1	0	0	0	0	0	26	30	9.00	1.750
<b>Rick Anderson, R</b> ERA: 3.09 (5, 1)	2.0		8	2	2	1	2	0	0	0	0	0	0	12	12	4.50	1.000
<b>John Mitchell, R</b> ERA: (7, 1)	1.0		4	1	0	0	1	0	0	0	0	1	0	6	6	0.00	1.000
<b>Randy Niemann, L</b> ERA: 3.41 (8, 1)	1.0		3	1	0	0	0	0	0	0	0	0	0	3	3	0.00	1.000

**BOTTOM**

**New York Mets @ Philadelphia Phillies**  
Veterans Stadium, Philadelphia, PA

livebaseballscorecards.com

<b>AB</b>	<b>32</b>
<b>R</b>	<b>6</b>
<b>H</b>	<b>10</b>
<b>RBI</b>	<b>5</b>
<b>BB</b>	<b>1</b>
<b>SO</b>	<b>7</b>
<b>LOB</b>	<b>11</b>



Sun Sep 14 1986, 3:33 AM EDT  
Att. 38,652 - Unknown



Batter	1	2	3	4	5	6	7	8	9	AB R H RBI BB SO LOB	TOP									
Barry Bonds, L (1, 8) OBP: 0.347, SLG: 0.450	4-0 CS BB		0-0 F8			0-0 G3		0-0 F8		3 0 0 0 1 0 0										
Bobby Bonilla, S (1, 9) OBP: 0.355, SLG: 0.340	0-3 K		0-3 K			0-0 F9			0-0 1-3	4 0 0 0 0 2 1										
Johnny Ray, S (1, 4) OBP: 0.361, SLG: 0.385	0-0 F3				0-0 F4		0-0 F8		0-0 F7	4 0 0 0 0 0 0										
Jim Morrison, R (1, 5) OBP: 0.330, SLG: 0.470		0-0 F3			0-0 L8		0-0 F8		0-0 2B	4 0 1 0 0 0 0										
Mike Diaz, R (1, 7) OBP: 0.350, SLG: 0.550					0-0 F3		0-3 K		0-0 F9	4 0 1 0 0 1 1										
Tony Peña, R (1, 2) OBP: 0.353, SLG: 0.399		0-0 1B			0-0 F7		0-0 F9			3 0 1 0 0 0 1										
Ruben Rodriguez, R (8, 2)		1-2 1B								0 0 0 0 0 0 0										
Sid Bream, L (1, 3) OBP: 0.348, SLG: 0.469		0-0 F7			0-0 F8		0-3 K			3 0 0 0 0 1 3										
Rafael Belliard, R (1, 6) OBP: 0.300, SLG: 0.268		0-0 4-3			0-0 1B			0-0 F9		3 0 1 0 0 0 2										
Rick Rhoden, R (1, 1) OBP: 0.299, SLG: 0.373			0-0 F4			0-0 6-3		0-0 6-3		2 0 0 0 0 0 1										
Rick Renneria, R (8, PH) OBP: 0.500, SLG: 0.500										1 0 0 0 0 0 0										
Jim Winn, R (8, 1) OBP: 0.118, SLG: 0.125										0 0 0 0 0 0 0										
<b>Inning Stats</b>	R: 0 E: 0 K: 1 S: 4	H: 0 LOB: 0 BB: 1 P: 8	R: 0 E: 0 K: 0 S: 5	H: 2 LOB: 2 BB: 0 P: 5	R: 0 E: 0 K: 1 S: 5	H: 0 LOB: 0 BB: 0 P: 5	R: 0 E: 0 K: 0 S: 3	H: 0 LOB: 0 BB: 0 P: 3	R: 0 E: 0 K: 0 S: 4	H: 1 LOB: 1 BB: 0 P: 4	R: 0 E: 0 K: 2 S: 8	H: 0 LOB: 1 BB: 0 P: 8	R: 0 E: 0 K: 0 S: 3	H: 0 LOB: 0 BB: 0 P: 3	R: 0 E: 0 K: 0 S: 4	H: 1 LOB: 1 BB: 0 P: 4	1B: 3 2B: 1 3B: 0 HR: 0	SF: 0 SAC: 0 DP: 0 HBP: 0	WP: 1 PB: 0 SB: 0 CS: 1	PA: 32
<b>PITCHER</b> Don Carman, L (1, 1) ERA: 3.34	IP: 9.0 WLS: W BF: 32 H: 4 R: 0 ER: 0 SO: 4 BB: 1 IBB: 0 HBP: 0 BLK: 0 WP: 1 HR: 0 S: 39 P: 43 ERA: 0.00 WHIP: 0.556																			

Pittsburgh Pirates @ Philadelphia Phillies  
Veterans Stadium, Philadelphia, PA  
Mon Sep 15 1986, 7:05 PM EDT  
Att: 14,089 - Unknown

livebaseballscorecards.com

AB	31
R	0
H	4
RBI	0
BB	1
SO	4
LOB	9



Batter	1	2	3	4	5	6	7	8	9	AB	R	H	RBI	BB	SO	LOB
Milt Thompson, L (1, 8) OBP: 0.299, SLG: 0.349	0-0 4-3 		0-0 4-3 		0-0 4-3 		0-0 4-0 			3	0	1	0	1	0	0
Juan Samuel, R (1, 4) OBP: 0.293, SLG: 0.438	0-3 K 		0-0 6-3 		0-0 6-3 		0-0 L5 			4	0	0	0	0	1	2
Von Hayes, L (1, 3) OBP: 0.383, SLG: 0.482	0-0 4-3 			0-0 1-3 		0-0 6-3 		4-0 		3	0	0	0	1	0	1
Mike Schmidt, R (1, 5) OBP: 0.386, SLG: 0.569		0-0 5-3 		0-0 F8 		0-0 HR 		0-0 G6-4-3 		4	1	1	1	0	0	1
Glenn Wilson, R (1, 9) OBP: 0.308, SLG: 0.395		0-0 		0-0 		0-3 K 		0-0 F9 		4	2	2	0	0	1	0
Ron Roenicke, S (1, 7) OBP: 0.390, SLG: 0.382		0-0 		4-0 		0-0 F9 				2	2	1	0	1	0	0
John Russell, R (1, 2) OBP: 0.299, SLG: 0.468		0-0 		0-0 		0-3 K 				3	0	2	4	0	1	0
Steve Jeltz, S (1, 6) OBP: 0.327, SLG: 0.267		0-0 		0-0 		0-0 F7 		0-3 K 		3	0	0	0	0	1	2
Don Carman, L (1, 1)			0-0 		0-0 6-3 		0-0 6-3 			3	0	0	0	0	0	0


Inning Stats	R: 0	H: 0	E: 0	K: 1	S: 5	LOB: 0	BB: 0	P: 5	R: 2	H: 3	E: 0	K: 0	S: 5	LOB: 0	BB: 0	P: 5	R: 0	H: 0	E: 0	K: 0	S: 3	LOB: 0	BB: 0	P: 3	R: 2	H: 2	E: 0	K: 0	S: 5	LOB: 1	BB: 1	P: 9	R: 0	H: 1	E: 0	K: 0	S: 4	LOB: 1	BB: 0	P: 4	R: 1	H: 1	E: 0	K: 2	S: 8	LOB: 0	BB: 0	P: 8	R: 0	H: 0	E: 0	K: 1	S: 5	LOB: 1	BB: 1	P: 9	R: 0	H: 0	E: 0	K: 0	S: 2	LOB: 0	BB: 1	P: 6
<b>AB</b>	29																																																															
<b>R</b>	5																																																															
<b>H</b>	7																																																															
<b>RBI</b>	5																																																															
<b>BB</b>	3																																																															
<b>SO</b>	4																																																															
<b>LOB</b>	6																																																															

**BOTTOM**

Pittsburgh Pirates @ Philadelphia Phillies  
Veterans Stadium, Philadelphia, PA

Mon Sep 15 1986, 7:05 PM EDT  
Att. 14,089 - Unknown

[livebaseballscorecards.com](http://livebaseballscorecards.com)



WP: 0 PA: 32  
PB: 0 SB: 1  
CS: 0

PITCHER	IP	WLS	BF	H	R	ER	SO	BB	IBB	HBP	BLK	WP	HR	S	P	ERA	WHIP
Rick Rhoden, R (1, 1) ERA: 2.6	7.0	L	29	7	5	5	4	2	0	0	0	0	1	35	43	6.43	1.286
Jim Winn, R (8, 1) ERA: 3.56	1.0		3	0	0	0	0	1	0	0	0	0	0	2	6	0.00	1.000



Batter 1 2 3 4 5 6 7 8 9 AB R H RBI BB SO LOB TOP

<b>Joe Orsulak, L</b> <small>(1, 7) OBP: 0.305, SLG: 0.352</small> 									2 1 1 0 3 0 0																																																																																
<b>Barry Bonds, L</b> <small>(1, 8) OBP: 0.345, SLG: 0.447</small> 									5 1 1 0 0 1 5																																																																																
<b>Johnny Ray, S</b> <small>(1, 4) OBP: 0.358, SLG: 0.382</small> 									4 0 0 1 0 0 1																																																																																
<b>Sid Bream, L</b> <small>(1, 3) OBP: 0.348, SLG: 0.470</small> 									5 0 2 2 0 0 1																																																																																
<b>Benny Distefano, L</b> <small>(1, 9) OBP: 0.238, SLG: 0.421</small> <b>Mike Diaz, R</b> <small>(7, PH) OBP: 0.348, SLG: 0.547</small> 									3 1 1 0 0 1 1 1 0 0 0 0 0 1																																																																																
<b>Tony Peña, R</b> <small>(1, 2) OBP: 0.356, SLG: 0.403</small> 									3 1 2 1 1 1 1																																																																																
<b>Jim Morrison, R</b> <small>(1, 5) OBP: 0.330, SLG: 0.469</small> 									4 0 1 0 0 0 2																																																																																
<b>Rafael Belliard, R</b> <small>(1, 6) OBP: 0.299, SLG: 0.269</small> 									3 0 1 1 0 1 0																																																																																
<small>Mike Bielecki, R John Smiley, L Bobby Bonilla, S Bob Walk, R J.L. Washington, S Jim Wynn, R Larry McWilliams, L Pat Clements, R Mike Brown, R Ray Krawczyk, R</small>									<table border="1"> <tr><td>1</td><td>1</td><td>1</td><td>0</td><td>0</td><td>0</td><td>0</td><td>0</td></tr> <tr><td>0</td><td>0</td><td>0</td><td>0</td><td>0</td><td>0</td><td>0</td><td>0</td></tr> <tr><td>1</td><td>0</td><td>0</td><td>0</td><td>0</td><td>0</td><td>1</td><td>2</td></tr> <tr><td>0</td><td>0</td><td>0</td><td>0</td><td>0</td><td>0</td><td>0</td><td>0</td></tr> <tr><td>1</td><td>0</td><td>0</td><td>0</td><td>0</td><td>0</td><td>0</td><td>1</td></tr> <tr><td>0</td><td>0</td><td>0</td><td>0</td><td>0</td><td>0</td><td>0</td><td>0</td></tr> <tr><td>0</td><td>0</td><td>0</td><td>0</td><td>0</td><td>0</td><td>0</td><td>0</td></tr> <tr><td>0</td><td>0</td><td>0</td><td>0</td><td>0</td><td>0</td><td>0</td><td>0</td></tr> <tr><td>1</td><td>0</td><td>0</td><td>0</td><td>0</td><td>0</td><td>0</td><td>0</td></tr> <tr><td>0</td><td>0</td><td>0</td><td>0</td><td>0</td><td>0</td><td>0</td><td>0</td></tr> </table>	1	1	1	0	0	0	0	0	0	0	0	0	0	0	0	0	1	0	0	0	0	0	1	2	0	0	0	0	0	0	0	0	1	0	0	0	0	0	0	1	0	0	0	0	0	0	0	0	0	0	0	0	0	0	0	0	0	0	0	0	0	0	0	0	1	0	0	0	0	0	0	0	0	0	0	0	0	0	0	0
1	1	1	0	0	0	0	0																																																																																		
0	0	0	0	0	0	0	0																																																																																		
1	0	0	0	0	0	1	2																																																																																		
0	0	0	0	0	0	0	0																																																																																		
1	0	0	0	0	0	0	1																																																																																		
0	0	0	0	0	0	0	0																																																																																		
0	0	0	0	0	0	0	0																																																																																		
0	0	0	0	0	0	0	0																																																																																		
1	0	0	0	0	0	0	0																																																																																		
0	0	0	0	0	0	0	0																																																																																		

Pittsburgh Pirates @ Philadelphia Phillies  
 Veterans Stadium, Philadelphia, PA  
 Tue Sep 16 1986, 7:05 PM EDT  
 Att. 14,315 - Unknown

livebaseballscorecards.com

AB	34
R	5
H	10
RBI	5
BB	4
SO	5
LOB	15



Inning Stats	R: 0	H: 0	E: 0	K: 0	S: 2	R: 0	H: 0	E: 0	K: 1	S: 5	R: 3	H: 4	E: 0	K: 0	S: 7	R: 0	H: 2	E: 0	K: 1	S: 6	R: 0	H: 0	E: 0	K: 1	S: 5	R: 2	H: 3	E: 1	K: 0	S: 7	R: 0	H: 1	E: 0	K: 1	S: 6	R: 0	H: 0	E: 0	K: 1	S: 5	R: 0	H: 0	E: 0	K: 0	S: 3	1B: 7	SF: 2	2B: 4	SAC: 0	3B: 0	DP: 1	HR: 0	HBP: 0	WP: 0	PA: 40
--------------	------	------	------	------	------	------	------	------	------	------	------	------	------	------	------	------	------	------	------	------	------	------	------	------	------	------	------	------	------	------	------	------	------	------	------	------	------	------	------	------	------	------	------	------	------	-------	-------	-------	--------	-------	-------	-------	--------	-------	--------

PITCHER	IP	WLS	BF	H	R	ER	SO	BB	IBB	HBP	BLK	WP	HR	S	P	ERA	WHIP
<b>Marvin Freeman, R</b> ERA: 9.0	(1, 1)	3.0	14	4	3	3	1	2	0	0	0	0	0	14	22	9.00	2.000
<b>Tom Hume, R</b> ERA: 2.8	(4, 1)	2.2	14	5	2	2	2	1	0	0	0	0	0	17	21	6.75	2.250
<b>Dan Schatzeder, L</b> ERA: 3.28	(6, 1)	0.2	3	1	0	0	0	0	0	0	0	0	0	3	3	0.00	1.500
<b>Kent Tekulve, R</b> ERA: 2.64	(7, 1)	2.2	W 9	0	0	0	2	1	0	0	0	0	0	12	16	0.00	0.375

**BOTTOM**

**Pittsburgh Pirates @ Philadelphia Phillies**  
**Veterans Stadium, Philadelphia, PA**

Tue Sep 16 1986, 7:05 PM EDT  
Att. 14,315 - Unknown

livebaseballscorecards.com

<b>AB</b>	<b>33</b>
<b>R</b>	<b>9</b>
<b>H</b>	<b>13</b>
<b>RBI</b>	<b>8</b>
<b>BB</b>	<b>6</b>
<b>SO</b>	<b>6</b>
<b>LOB</b>	<b>27</b>



WP:	1	PA:	42
PB:	0	SB:	1
CS:	1		

AB	R	H	RBI	BB	SO	LOB
2	1	0	0	3	0	1
5	1	3	1	0	0	4
4	1	1	0	1	0	5
3	2	1	0	1	0	4
1	0	0	0	0	0	0
5	2	4	2	0	0	0
5	1	0	0	0	2	7
3	1	1	2	1	2	4
3	0	2	1	0	1	1
0	0	0	0	0	0	0
1	0	1	2	0	0	0
0	0	0	0	0	0	0
1	0	0	0	0	1	1
0	0	0	0	0	0	0

1B:	9	SF:	1
2B:	4	SAC:	2
3B:	1	DP:	2
HR:	0	HBP:	0

PITCHER	IP	WLS	BF	H	R	ER	SO	BB	IBB	HBP	BLK	WP	HR	S	P	ERA	WHIP
Mike Bielecki, R (1, 1)	2.2	L	18	6	4	4	2	4	0	0	0	1	0	3	3	0.00	1.000
John Smiley, L (3, 1)	0.1		1	0	0	0	0	0	0	0	0	0	0	0	0	0.00	0.000
Bob Walk, R (4, 1)	2.0		11	3	2	2	2	2	0	0	0	0	0	4	4	9.00	2.500
Jim Winn, R (6, 1)	0.0		4	3	3	1	0	0	0	0	0	0	0	4	4	∞	∞
Larry McWilliams, L (6, 1)	1.0		2	0	0	0	2	0	0	0	0	0	0	6	6	0.00	0.000

PITCHER	IP	WLS	BF	H	R	ER	SO	BB	IBB	HBP	BLK	WP	HR	S	P	ERA	WHIP
Pat Clements, L (7, 1)	1.0		3	1	0	0	0	0	0	0	0	0	0	3	3	0.00	0.000
Ray Krawczyk, R (8, 1)	1.0		3	0	0	0	0	0	0	0	0	0	0	3	3	0.00	0.000

Batter	1	2	3	4	5	6	7	8	9
Milt Thompson, L (1, 8) OBP: 0.304, SLG: 0.346	4-0 WP 1B BB	4-0 BB	0-0 4-3			4-0 F7 BB	0-0 4-3		
Greg Legg, R (1, 4) OBP: 0.364, SLG: 0.455	0-0 1B 1B FC3-2 1B	0-0 F9		0-0 5-3 3B 2B	0-0 F7		0-0 G4-6-3 1B		
Von Hayes, L (1, 3) OBP: 0.384, SLG: 0.481	0-0 FC3-2 1B 1-2	0-0 F5		4-0 5-3 3B BB	0-0 F8		0-0 G4-6-3 1-2f		
Mike Schmidt, R (1, 5) OBP: 0.387, SLG: 0.568	0-0 L7		4-0 2B SF7 BB	0-0 5-3		0-0 1B E 1B		0-0 F8	
Rick Schu, R (8, 5) OBP: 0.330, SLG: 0.427				1-2 2-3					
Glenn Wilson, R (1, 9) OBP: 0.312, SLG: 0.405	0-0 FC3-2 1B 1-2 2-3		0-0 2B 2B	0-0 3B		0-0 1B 1B		0-0 F8	
Ron Roenicke, S (1, 7) OBP: 0.383, SLG: 0.375	0-0 FC3-2 1B 1-2 2-3 3-H		0-3 K	0-3 K		0-0 E3 1B		0-0 4-3	
John Russell, R (1, 2) OBP: 0.302, SLG: 0.467	0-3 K		4-0 2B BB	0-3 K		0-0 CS 1B			
Steve Jeltz, S (1, 6) OBP: 0.328, SLG: 0.270		0-0 F9 SH3-4 1B	0-0 SF7		0-0 F7 SH3-4 1B		0-3 K		
Marvin Freeman, R (1, 1)									
Juan Samuel, R (3, PH) OBP: 0.294, SLG: 0.441		0-0 SH3-4			0-0 SH3-4		0-3 K		
Tom Hume, R (4, 1)									
Dan Schatzeder, L (6, 1) OBP: 0.500, SLG: 0.652									
Kent Tekulve, R (7, 1)									

Inning Stats	R	H	E	K	S	L	R	H	E	K	S	L	R	H	E	K	S	L
1	1	3	0	8	12		0	1	0	4	8		0	2	0	15		
2	0	1	0	4	8		3	2	0	7	15		2	2	1	13		
3	0	2	0	1	13		2	2	0	9	13		0	1	1	8		
4	0	2	0	2	8		0	3	0	4	8		1	2	1	8		
5	0	1	0	1	8		3	3	0	10	8		0	1	0	8		
6	1	3	1	2	10		0	1	0	10	10		0	1	0	10		
7	0	1	0	0	3		0	0	0	3	3		0	0	0	3		
8	0	0	0	0	3		0	0	0	3	3		0	0	0	3		
9	0	0	0	0	0		0	0	0	0	0		0	0	0	0		

PITCHER	IP	WLS	BF	H	R	ER	SO	BB	IBB	HBP	BLK	WP	HR	S	P	ERA	WHIP
Mike Bielecki, R (1, 1)	2.2	L	18	6	4	4	2	4	0	0	0	1	0	3	3	0.00	1.000
John Smiley, L (3, 1)	0.1		1	0	0	0	0	0	0	0	0	0	0	0	0	0.00	0.000
Bob Walk, R (4, 1)	2.0		11	3	2	2	2	2	0	0	0	0	0	4	4	9.00	2.500
Jim Winn, R (6, 1)	0.0		4	3	3	1	0	0	0	0	0	0	0	4	4	∞	∞
Larry McWilliams, L (6, 1)	1.0		2	0	0	0	2	0	0	0	0	0	0	6	6	0.00	0.000





Batter	1	2	3	4	5	6	7	8	9	AB	R	H	RBI	BB	SO	LOB
Gary Redus, R (1, 7) OBP: 0.338, SLG: 0.447	0-0 F9	0-3 K			0-0 F9			0-0 F7		4	0	0	0	0	1	1
Milt Thompson, L (1, 8) OBP: 0.307, SLG: 0.358	0-0 HR		0-0 4-3		0-0 G3			4-0 BB		3	1	1	1	1	0	0
Von Hayes, L (1, 3) OBP: 0.381, SLG: 0.477	0-0 4-1		0-0 G3			0-0 F7		0-3 K		4	0	0	0	0	1	2
Mike Schmidt, R (1, 5) OBP: 0.386, SLG: 0.564	0-3 K		0-0 F7			0-0 F7		4-0 BB		3	0	0	0	1	1	0
Glenn Wilson, R (1, 9) OBP: 0.313, SLG: 0.411		0-0 2B		0-0 SF9		0-0 F9		0-0 F8		4	2	2	0	0	0	3
Dan Schatzeder, L (9, 1) OBP: 0.500, SLG: 0.652										0	0	0	0	0	0	0
Juan Samuel, R (1, 4) OBP: 0.294, SLG: 0.440		0-0 2B		0-0 SF9			0-3 K		0-0 F7	3	1	1	1	0	1	0
Ronn Reynolds, R (1, 2) OBP: 0.243, SLG: 0.303		0-0 1B		0-0 SF9												
Ron Roenicke, S (9, PH) OBP: 0.382, SLG: 0.374		0-0 WP		0-0 F8			0-0 3-1		0-3 K	3	1	1	2	0	0	0
Steve Jeltz, S (1, 6) OBP: 0.328, SLG: 0.270		0-0 F8		0-0 4-3			0-0 4-3		0-0 1B	1	0	0	0	0	1	0
Bruce Ruffin, S (1, 1) OBP: 0.088, SLG: 0.091		0-3 K			0-3 K				0-0 F7	1	0	0	0	0	1	0
Tom Hume, R (4, 1)										0	0	0	0	0	0	0
Jeff Stone, L (5, PH) OBP: 0.333, SLG: 0.407										1	0	0	0	0	1	0
Charles Hudson, S (6, 1) OBP: 0.069, SLG: 0.047										0	0	0	0	0	0	0
Greg Gross, L (8, PH) OBP: 0.391, SLG: 0.316										0	0	0	0	0	0	0
										1	0	0	0	1	0	1

Inning Stats	R: 1	H: 1	E: 0	K: 1	S: 6	H: 1	LOB: 0	BB: 0	P: 6	R: 3	H: 3	E: 0	K: 2	S: 10	H: 0	LOB: 0	BB: 0	P: 3	R: 1	H: 1	E: 0	K: 0	S: 4	R: 0	H: 0	E: 0	K: 1	S: 5	H: 0	LOB: 0	BB: 0	P: 5	R: 0	H: 0	E: 0	K: 1	S: 5	H: 0	LOB: 0	BB: 0	P: 5	R: 0	H: 0	E: 0	K: 1	S: 5	R: 0	H: 0	E: 0	K: 1	S: 5	R: 0	H: 0	E: 0	K: 1	S: 5	R: 0	H: 1	E: 0	K: 1	S: 6	H: 1	LOB: 1	BB: 0	P: 6	1B: 2	2B: 2	3B: 1	SF: 1	SAC: 0	DP: 0	HBP: 0	WP: 1	PA: 36
--------------	------	------	------	------	------	------	--------	-------	------	------	------	------	------	-------	------	--------	-------	------	------	------	------	------	------	------	------	------	------	------	------	--------	-------	------	------	------	------	------	------	------	--------	-------	------	------	------	------	------	------	------	------	------	------	------	------	------	------	------	------	------	------	------	------	------	------	--------	-------	------	-------	-------	-------	-------	--------	-------	--------	-------	--------

PITCHER	IP	WLS	BF	H	R	ER	SO	BB	IBB	HBP	BLK	WP	HR	S	P	ERA	WHIP
Bob Forsch, R (1, 1) ERA: 2.98	7.1	W	28	5	5	5	5	1	0	0	0	1	1	37	41	6.14	0.818
Todd Worrell, R (8, 1) ERA: 2.03	1.2	S	8	1	0	0	2	2	0	0	0	0	0	10	18	0.00	1.800

BOTTOM

St. Louis Cardinals @ Philadelphia Phillies  
Veterans Stadium, Philadelphia, PA  
Wed Sep 17 1986, 7:05 PM EDT  
Att. 15,737 - Unknown

livebaseballscores.com

AB	32
R	5
H	6
RBI	4
BB	3
SO	7
LOB	8





Batter	1	2	3	4	5	6	7	8	9	AB R H RBI BB SO LOB	TOP										
Vince Coleman, S OBP: 0.307, SLG: 0.286 (1, 7) X	0-0 F7		0-3 K			4-0 E BB	0-0 FC1-6 1-2f 2-3		0-0 F7 1-2	4 1 0 0 1 1 3											
Willie McGee, S OBP: 0.315, SLG: 0.377 Steve Lake, R OBP: 0.323, SLG: 0.371 (1, 8) X (7, 2)	0-0 4-3			0-0 6-3		0-3 K 1-2	0-0 6-3 1-2			4 0 0 0 0 1 4 0 0 0 0 0 0 0											
Tom Herr, S OBP: 0.328, SLG: 0.319 (1, 4) X	0-0 F7			0-3 K		0-0 E4 2-H		0-0 F9		4 0 0 0 0 1 0											
Mike Laga, L OBP: 0.313, SLG: 0.517 (1, 3)		1-0 FC4-6 HBP		0-3 K		0-3 K		0-0 HR		3 1 1 1 0 2 1											
Terry Pendleton, S OBP: 0.280, SLG: 0.303 (1, 5)		0-0 L7			0-0 4-3 6-3 1B	0-0 F7		0-3 K		4 0 1 0 0 1 2											
Andy Van Slyke, L OBP: 0.344, SLG: 0.429 (1, 9) (7, 8)		0-0 FC4-6 1-2f			0-0 6-3 1-2		0-0 FC6-4 1B	0-0 F6		4 0 1 0 0 0 2											
Ozzie Smith, S OBP: 0.367, SLG: 0.321 (1, 6)		0-0 G3			0-0 4-3 2-3		0-0 FC6-4 1B 1-2f	0-0 F7		4 1 0 0 0 0 3											
Michael LaValliere, L OBP: 0.321, SLG: 0.304 Tom Lawless, R OBP: 0.325, SLG: 0.324 Joe Boever, R OBP: 0.500, SLG: 0.500 John Morris, L OBP: 0.295, SLG: 0.273 (1, 2) (7, PR) (7, 1) (9, PH)			0-0 G3		4-0 IBB		0-0 FC1-6 1B 1-2	0-0 S 1B		2 0 1 0 1 0 0 0 0 0 0 0 0 0 0 0 0 0 0 0 0 1 0 1 0 0 0 0											
Greg Mathews, R OBP: 0.071, SLG: 0.025 Ray Soff, R (1, 1) (5, 1) Curt Ford, L OBP: 0.322, SLG: 0.369 (7, PH) (7, 9)			0-3 K		0-3 K		0-0 FC1-6 1B 1-2 2-H	0-0 F8		2 0 0 0 0 2 2 0 0 0 0 0 0 0 2 0 1 1 0 0 1											
<b>Inning Stats</b>	R: 0 E: 0 K: 0 S: 3	H: 0 LOB: 0 BB: 0 P: 3	R: 0 E: 0 K: 0 S: 3	H: 0 LOB: 1 BB: 0 P: 4	R: 0 E: 0 K: 2 S: 7	H: 0 LOB: 0 BB: 0 P: 7	R: 0 E: 0 K: 1 S: 6	H: 1 LOB: 2 BB: 1 P: 10	R: 1 E: 1 K: 2 S: 8	H: 0 LOB: 1 BB: 1 P: 12	R: 1 E: 0 K: 0 S: 6	H: 3 LOB: 2 BB: 0 P: 6	R: 1 E: 0 K: 1 S: 6	H: 1 LOB: 0 BB: 0 P: 6	R: 0 E: 0 K: 0 S: 4	H: 1 LOB: 1 BB: 0 P: 4	1B: 5 2B: 0 3B: 0 HR: 1	SF: 0 SAC: 0 DP: 0 HBP: 1	WP: 0 PB: 0 SB: 3 CS: 0	PA: 37	
<b>PITCHER</b>	IP WLS BF H R ER SO BB IBB HBP BLK WP HR S P ERA WHIP	IP WLS BF H R ER SO BB IBB HBP BLK WP HR S P ERA WHIP	IP WLS BF H R ER SO BB IBB HBP BLK WP HR S P ERA WHIP	IP WLS BF H R ER SO BB IBB HBP BLK WP HR S P ERA WHIP	IP WLS BF H R ER SO BB IBB HBP BLK WP HR S P ERA WHIP	IP WLS BF H R ER SO BB IBB HBP BLK WP HR S P ERA WHIP	IP WLS BF H R ER SO BB IBB HBP BLK WP HR S P ERA WHIP	IP WLS BF H R ER SO BB IBB HBP BLK WP HR S P ERA WHIP	IP WLS BF H R ER SO BB IBB HBP BLK WP HR S P ERA WHIP	IP WLS BF H R ER SO BB IBB HBP BLK WP HR S P ERA WHIP	IP WLS BF H R ER SO BB IBB HBP BLK WP HR S P ERA WHIP	IP WLS BF H R ER SO BB IBB HBP BLK WP HR S P ERA WHIP	IP WLS BF H R ER SO BB IBB HBP BLK WP HR S P ERA WHIP	IP WLS BF H R ER SO BB IBB HBP BLK WP HR S P ERA WHIP	IP WLS BF H R ER SO BB IBB HBP BLK WP HR S P ERA WHIP	IP WLS BF H R ER SO BB IBB HBP BLK WP HR S P ERA WHIP	IP WLS BF H R ER SO BB IBB HBP BLK WP HR S P ERA WHIP	IP WLS BF H R ER SO BB IBB HBP BLK WP HR S P ERA WHIP	IP WLS BF H R ER SO BB IBB HBP BLK WP HR S P ERA WHIP	IP WLS BF H R ER SO BB IBB HBP BLK WP HR S P ERA WHIP	IP WLS BF H R ER SO BB IBB HBP BLK WP HR S P ERA WHIP
Mike Maddux, R ERA: 5.61 (1, 1)	6.1 W	27 4	2 2	1 1	7 0	1 0	1 0	1 0	1 0	38 47	1.42 0.789										
Kent Tekulve, R ERA: 2.62 (7, 1)	0.2 S	2 8	0 2	0 1	0 1	0 0	0 0	0 0	0 0	2 10	0.00 1.000										
Steve Bedrosian, R ERA: 3.31 (8, 1)	2.0 S	8 2	1 1	1 1	1 1	0 0	0 0	0 0	0 0	10 10	4.50 1.000										

St. Louis Cardinals @ Philadelphia Phillies  
Veterans Stadium, Philadelphia, PA  
Thu Sep 18 1986, 7:05 PM EDT  
Att. 12,847 - Unknown

livebaseballscorecards.com

AB	34
R	3
H	6
RBI	2
BB	2
SO	8
LOB	18



Batter	1	2	3	4	5	6	7	8	9	AB	R	H	RBI	BB	SO	LOB
<b>Gary Redus, R</b> (1, 7) OBP: 0.343, SLG: 0.449	0-3 K	4-0 BB			0-0 2B	0-0 1B				3	1	2	1	1	1	0
<b>Juan Samuel, R</b> (1, 4) OBP: 0.294, SLG: 0.440	0-3 K	0-0 F8			0-0 1B	0-0 FC4				4	1	1	1	0	1	3
<b>Von Hayes, L</b> (1, 3) OBP: 0.385, SLG: 0.478	4-0 BB		4-0 BB		0-0 F8	0-0 BLK		4-0 CS		1	0	1	0	3	0	0
<b>Mike Schmidt, R</b> (1, 5) OBP: 0.385, SLG: 0.562	4-0 BB		0-0 5-4-3		0-0 SF9	0-0 1B		0-0 F7		2	0	0	1	1	0	2
<b>Glenn Wilson, R</b> (1, 9) OBP: 0.311, SLG: 0.408	0-0 F3		0-0 6-3		0-0 F8	0-0 1-3		0-0 5-3		4	0	0	0	0	0	5
<b>Ron Roenicke, S</b> (1, 8) <b>Milt Thompson, L</b> (8, 8) OBP: 0.382, SLG: 0.373 OBP: 0.306, SLG: 0.357		0-0 1-3	0-3 K		0-0 F8			0-3 K		3	1	1	0	0	1	2
<b>John Russell, R</b> (1, 2) OBP: 0.305, SLG: 0.464		0-0 G3		1-0 HBP		4-0 SH3-4		0-3 K		2	1	0	0	1	1	1
<b>Steve Jeltz, S</b> (1, 6) OBP: 0.327, SLG: 0.268		0-0 1-3		0-0 G6-4-3		0-3 K		4-0 BB		3	0	0	0	1	1	3
<b>Mike Maddux, L</b> (1, 1) <b>Kent Tekulve, R</b> (7, 1) <b>Steve Bedrosian, R</b> (8, 1) OBP: 0.100, SLG: 0.053 OBP: 0.333, SLG: 0.200		0-0 BB		0-3 K		0-0 SH3-4		0-0 F7		2	0	1	1	0	1	0
		0-0 1B				1-2				0	0	0	0	0	0	0
		3-H								1	0	0	0	0	0	1

Inning Stats	R: 0	H: 0	E: 0	K: 2	S: 7	R: 1	H: 2	E: 0	K: 0	S: 5	R: 0	H: 0	E: 0	K: 1	S: 5	R: 0	H: 3	E: 0	K: 0	S: 6	R: 1	H: 1	E: 0	K: 1	S: 6	R: 0	H: 0	E: 0	K: 0	S: 2	R: 0	H: 0	E: 0	K: 2	S: 7	R: 0	H: 0	E: 0	K: 2	S: 7	1B: 5	SF: 1	2B: 1	SAC: 1	3B: 0	DP: 1	HR: 0	HBP: 1	WP: 0	PA: 36
--------------	------	------	------	------	------	------	------	------	------	------	------	------	------	------	------	------	------	------	------	------	------	------	------	------	------	------	------	------	------	------	------	------	------	------	------	------	------	------	------	------	-------	-------	-------	--------	-------	-------	-------	--------	-------	--------

PITCHER	IP	WLS	BF	H	R	ER	SO	BB	IBB	HBP	BLK	WP	HR	S	P	ERA	WHIP
<b>Greg Mathews, L</b> (1, 1) ERA: 3.55	4.0	L	21	5	3	3	4	4	0	1	0	0	0	24	41	6.75	2.250
<b>Ray Soff, R</b> (5, 1) ERA: 2.17	2.0		8	1	1	1	1	1	0	0	1	0	0	9	13	4.50	1.000
<b>Joe Boever, R</b> (7, 1) ERA: 2.08	2.0		7	0	0	0	2	2	0	0	0	0	0	9	17	0.00	1.000


**BOTTOM**

**St. Louis Cardinals @ Philadelphia Phillies**  
**Veterans Stadium, Philadelphia, PA**

Thu Sep 18 1986, 7:05 PM EDT  
 Att. 12,847 - Unknown

livebaseballscorecards.com

<b>AB</b>	<b>26</b>
<b>R</b>	<b>4</b>
<b>H</b>	<b>6</b>
<b>RBI</b>	<b>4</b>
<b>BB</b>	<b>7</b>
<b>SO</b>	<b>7</b>
<b>LOB</b>	<b>17</b>





Batter	1	2	3	4	5	6	7	8	9	AB R H RBI BB SO LOB	TOP											
Gary Redus, R (1, 7) OBP: 0.341, SLG: 0.445	0-3 K		0-0 F8		0-3 K		0-0 G3 1B		0-0 F4	5 0 1 0 0 2 3	Philadelphia Phillies @ New York Mets Shea Stadium, Flushing, NY Fri Sep 19 1986, 7:05 PM EDT Att: 35,023 - Unknown <a href="http://livebaseballscorecards.com">livebaseballscorecards.com</a>											
Juan Samuel, R (1, 4) OBP: 0.295, SLG: 0.439	0-3 K		0-0 F2			4-0 WP 2B BB	0-0 F8		0-0 S 1B	4 2 1 0 1 1 3												
Von Hayes, L (1, 3) OBP: 0.384, SLG: 0.477	0-0 F8			0-3 K		0-0 G6-4-3 1B 2B	0-0 G3		0-3 K	5 1 1 1 0 2 3												
Mike Schmidt, R (1, 5) OBP: 0.387, SLG: 0.560		0-0 6-3		0-0 5-3		4-0 G6-4-3 BB	4-0 IBB		4-0 1B CS IBB	2 1 0 0 3 0 0												
Glenn Wilson, R (1, 9) OBP: 0.310, SLG: 0.406		0-0 6-3		0-0 6-3		0-0 G6-4-3	0-0 F9		0-0 CS 1B	5 0 1 1 0 0 5												
Ron Roenicke, S (1, 8) Milt Thompson, L (8, PR) OBP: 0.306, SLG: 0.357		4-0 BB			4-0 1B BB	4-0 1B BB		4-0 FC4-6 CS BB	0-0 CS	0 0 0 0 4 0 0 0 0 0 0 0 0 0												
Ronn Reynolds, R (1, 2) OBP: 0.244, SLG: 0.301		0-3 K			0-0 F8	0-0 1B		0-0 E6 FC4-6		4 0 1 1 0 1 3												
Steve Jeltz, S (1, 6) OBP: 0.328, SLG: 0.270			0-0 SH1-4 1B		0-0 1B	0-3 K		0-0 FC4-6 CS		4 0 2 0 0 1 4												
Kevin Gross, R (1, 1) Steve Bedrosian, R (9, 1) OBP: 0.333, SLG: 0.200			0-0 SH1-4		0-3 K		0-0 G3 1B	0-0 G3		3 0 1 0 0 1 4 0 0 0 0 0 0 0												
<b>Inning Stats</b>	R: 0 E: 0 K: 2 S: 7	H: 0 LOB: 0 BB: 0 P: 7	R: 0 E: 0 K: 1 S: 5	H: 0 LOB: 1 BB: 1 P: 9	R: 0 E: 0 K: 0 S: 4	H: 1 LOB: 1 BB: 0 P: 4	R: 0 E: 0 K: 1 S: 5	H: 0 LOB: 0 BB: 0 P: 5	R: 0 E: 0 K: 2 S: 8	H: 1 LOB: 2 BB: 1 P: 12	R: 2 E: 0 K: 1 S: 6	H: 2 LOB: 2 BB: 3 P: 18	R: 0 E: 0 K: 0 S: 5	H: 2 LOB: 3 BB: 1 P: 9	R: 0 E: 1 K: 0 S: 3	H: 0 LOB: 2 BB: 1 P: 7	R: 2 E: 0 K: 1 S: 6	H: 2 LOB: 0 BB: 1 P: 10	1B: 7 2B: 1 3B: 0 HR: 0	SF: 0 SAC: 1 DP: 1 HBP: 0	WP: 1 PB: 0 SB: 1 CS: 4	PA: 42
<b>PITCHER</b>	IP WLS BF H R ER SO BB IBB HBP BLK WP HR S P ERA WHIP												IP WLS BF H R ER SO BB IBB HBP BLK WP HR S P ERA WHIP									
Sid Fernandez, L (1, 1) ERA: 3.67	6.0 L 26 4 2 2 7 5 0 0 0 1 0 35 55 3.00 1.500																					
Doug Sisk, R (7, 1) ERA: 2.51	2.0 10 2 0 0 0 1 1 0 0 0 0 0 8 16 0.00 1.500																					
Randy Niemann, L (9, 1) ERA: 3.86	1.0 5 2 2 2 1 0 1 0 0 0 0 0 6 10 18.00 2.000																					



**BOTTOM**

**Philadelphia Phillies @ New York Mets**  
 Shea Stadium, Flushing, NY  
 Fri Sep 19 1986, 7:05 PM EDT  
 Att. 35,023 - Unknown

livebaseballscorecards.com

<b>AB</b>	<b>30</b>
<b>R</b>	<b>3</b>
<b>H</b>	<b>6</b>
<b>RBI</b>	<b>3</b>
<b>BB</b>	<b>3</b>
<b>SO</b>	<b>6</b>
<b>LOB</b>	<b>8</b>



WP: 0	PA: 34
PB: 0	
SB: 0	
CS: 0	

AB	R	H	RBI	BB	SO	LOB
4	0	0	0	0	2	2

4	2	2	0	0	2	0
---	---	---	---	---	---	---

4	1	2	0	0	0	0
---	---	---	---	---	---	---

3	0	0	1	0	1	2
---	---	---	---	---	---	---

4	0	1	1	0	0	1
---	---	---	---	---	---	---

4	0	1	1	0	0	0
---	---	---	---	---	---	---

3	0	0	0	0	0	0
---	---	---	---	---	---	---

1	0	0	0	0	0	2
---	---	---	---	---	---	---

2	0	0	0	0	1	0
---	---	---	---	---	---	---

0	0	0	0	1	0	0
---	---	---	---	---	---	---

0	0	0	0	1	0	0
---	---	---	---	---	---	---

0	0	0	0	0	0	0
---	---	---	---	---	---	---

1	0	0	0	0	0	1
---	---	---	---	---	---	---

0	0	0	0	0	0	0
---	---	---	---	---	---	---

1B: 5	SF: 1
2B: 1	SAC: 0
3B: 0	DP: 2
HR: 0	HBP: 0

Batter	1	2	3	4	5	6	7	8	9
Stan Jefferson, S (1, 8) OBP: 0.200, SLG: 0.143	0-3 K ①		0-0 F7 ③			0-0 G6-4-3 ①②			0-3 K ①
Tim Teufel, R (1, 4) OBP: 0.337, SLG: 0.386	0-3 K ②			0-0 1B SF7 2B		0-3 K2-3 ③			0-0 1B 1B
Dave Magadan, L (1, 3) OBP: 0.500, SLG: 0.500	0-0 L5 ③			0-0 2-3 1B G4-6-3			0-0 4-3 ①		0-0 1-3 1B 1B
Kevin Mitchell, R (1, 9) OBP: 0.353, SLG: 0.477		0-3 K ①		0-0 SF7 ①			0-0 3-1 ②		0-0 F6 ②
Danny Heep, L (1, 7) OBP: 0.386, SLG: 0.427		0-0 4-3 ②		0-0 3-H 0-0 G4-6-3 ②③			0-0 L7 ③		0-0 1-2 1B 1B
Howard Johnson, S (1, 5) OBP: 0.344, SLG: 0.449		0-0 5-3 ③			0-0 B3-1 ①			0-0 F5 ①	0-0 1-3 2-H 1B
Ed Hearn, R (1, 2) Mookie Wilson, S (9, PH) Darryl Strawberry, L (9, PH)			0-0 F8 ①		0-0 F9 ②			0-0 F7 ②	0-0 L9 ③
Kevin Elster, R (1, 6) Wally Backman, S (8, PH) Rafael Santana, R (9, 6)			0-3 K ②		0-0 1-3 ③			4-0 BB	
Sid Fernandez, L (1, 1) Lenny Dykstra, L (6, PH) Doug Sisk, R (7, 1) Lee Mazzilli, S (8, PH) Randy Niemann, L (9, 1)			4-0 BB			4-0 BB		0-0 F8 ③	

Inning Stats	R: 0	H: 0	E: 0	K: 2	S: 7	LOB: 0	BB: 0	P: 7	R: 0	H: 0	E: 0	K: 1	S: 5	LOB: 0	BB: 0	P: 5	R: 0	H: 2	E: 0	K: 0	S: 4	LOB: 0	BB: 0	P: 4	R: 0	H: 0	E: 0	K: 1	S: 3	LOB: 0	BB: 0	P: 3	R: 0	H: 0	E: 0	K: 1	S: 4	LOB: 0	BB: 1	P: 8	R: 0	H: 0	E: 0	K: 0	S: 3	LOB: 0	BB: 0	P: 3	R: 0	H: 0	E: 0	K: 0	S: 3	LOB: 1	BB: 1	P: 7	R: 2	H: 4	E: 0	K: 1	S: 9	LOB: 2	BB: 0	P: 9	1B: 5	2B: 1	3B: 0	HR: 0	SF: 1	SAC: 0	DP: 2	HBP: 0	WP: 0	PA: 34
--------------	------	------	------	------	------	--------	-------	------	------	------	------	------	------	--------	-------	------	------	------	------	------	------	--------	-------	------	------	------	------	------	------	--------	-------	------	------	------	------	------	------	--------	-------	------	------	------	------	------	------	--------	-------	------	------	------	------	------	------	--------	-------	------	------	------	------	------	------	--------	-------	------	-------	-------	-------	-------	-------	--------	-------	--------	-------	--------

PITCHER	IP	WLS	BF	H	R	ER	SO	BB	IBB	HBP	BLK	WP	HR	S	P	ERA	WHIP
Kevin Gross, R (1, 1) ERA: 3.91	8.2	W	33	6	3	3	6	3	0	0	0	0	0	42	54	3.12	1.038
Steve Bedrosian, R (9, 1) ERA: 3.3	0.1	S	1	0	0	0	0	0	0	0	0	0	0	1	1	0.00	0.000



Batter	1	2	3	4	5	6	7	8	9	AB R H RBI BB SO LOB	TOP											
Milt Thompson, L (1, 8) OBP: 0.304, SLG: 0.354	0-0 L8		0-3 K		0-0 1-3		0-0 4-3		0-0 FC4-6 2-3 1B	5 0 1 0 0 1 0												
Juan Samuel, R (1, 4) OBP: 0.296, SLG: 0.439	0-0 1B		0-0 1B		0-3 K2-3		0-0 F9		0-0 FC4-6 1B 1-2f FC6-4	5 1 2 1 0 1 1												
Von Hayes, L (1, 3) OBP: 0.385, SLG: 0.486	0-0 F6		0-3 K2-3			0-0 HR	0-0 2B		0-0 FC6-4 1B 1-3	5 1 3 1 0 1 2												
Mike Schmidt, R (1, 5) OBP: 0.387, SLG: 0.556	0-0 L7			0-0 6-3		4-0 2-3 1B BB	4-0 BB		0-0 FC6-4 1-2f 3-H	3 1 0 1 2 0 2												
Glenn Wilson, R (1, 9) OBP: 0.312, SLG: 0.409		0-0 2B		4-0 1B BB		0-0 F8	0-3 K		0-0 4-3	1 0 1 0 1 0 0												
Greg Gross, L (5, 9) OBP: 0.381, SLG: 0.306										3 0 0 0 0 1 4												
Gary Redus, R (1, 7) OBP: 0.343, SLG: 0.444		0-3 K		0-0 1B		4-0 1-2 1B BB		0-0 6-3		3 1 1 0 1 1 1												
Ronn Reynolds, R (1, 2) OBP: 0.244, SLG: 0.299		0-0 F8		0-3 K		0-0 2-3		0-0 G4-3 1B		4 0 1 0 0 1 5												
Steve Jeltz, S (1, 6) OBP: 0.328, SLG: 0.270		0-0 4-3		0-0 F9		0-0 2-3 1B		0-0 G4-3 1-2f		4 0 1 2 0 0 4												
Bruce Ruffin, S (1, 1) OBP: 0.065, SLG: 0.087			0-0 F1		0-3 K	0-0 G3			0-0 FC4-6 1B 2B	2 0 0 0 0 1 0												
Jeff Stone, L (6, PH) OBP: 0.332, SLG: 0.405										1 0 0 0 0 0 1												
Tom Hume, R (6, 1)										0 0 0 0 0 0 0												
Michael Jackson, R (8, 1)										0 0 0 0 0 0 0												
Chris James, R (9, PH) OBP: 0.250, SLG: 0.391										1 1 1 0 0 0 0												
<b>Inning Stats</b>	R: 0 E: 0 K: 0 S: 4	H: 1 LOB: 1 BB: 0 P: 4	R: 0 E: 0 K: 1 S: 6	H: 1 LOB: 1 BB: 0 P: 6	R: 0 E: 0 K: 2 S: 8	H: 1 LOB: 1 BB: 0 P: 8	R: 0 E: 0 K: 1 S: 6	H: 1 LOB: 2 BB: 1 P: 10	R: 0 E: 0 K: 2 S: 7	H: 0 LOB: 0 BB: 0 P: 7	R: 3 E: 0 K: 0 S: 5	H: 2 LOB: 1 BB: 2 P: 13	R: 0 E: 0 K: 1 S: 6	H: 1 LOB: 2 BB: 1 P: 10	R: 0 E: 0 K: 0 S: 3	H: 1 LOB: 0 BB: 0 P: 3	R: 2 E: 0 K: 0 S: 6	H: 3 LOB: 1 BB: 0 P: 6	1B: 7 2B: 3 3B: 0 HR: 1	SF: 0 SAC: 0 DP: 1 HBP: 0	WP: 0 PB: 0 SB: 1 CS: 0	PA: 41
<b>PITCHER</b>	IP WLS BF H R ER SO BB IBB HBP BLK WP HR S P ERA WHIP																					
Ron Darling, R (1, 1) ERA: 2.93	7.0 W 32 7 3 3 7 4 0 0 0 0 0 1 42 58 3.86 1.571																					
Roger McDowell, R (8, 1) ERA: 3.02	2.0 9 4 2 2 0 0 0 0 0 0 0 0 9 9 9.00 2.000																					

Philadelphia Phillies @ New York Mets  
 Shea Stadium, Flushing, NY  
 Sat Sep 20 1986, 7:05 PM EDT  
 Att: 39,104 - Unknown

livebaseballscorecards.com

AB	37
R	5
H	11
RBI	5
BB	4
SO	7
LOB	20



Batter	1	2	3	4	5	6	7	8	9
Mookie Wilson, S (1, 7) OBP: 0.353, SLG: 0.439	0-0 S 1B		0-0 4-3		0-0 G3 S 1B	4-0 HR IBB		0-0 G4-6-3 1-2f	
Stan Jefferson, S (1, 8) OBP: 0.263, SLG: 0.353	4-0 1B 1-2 BB		0-0 6-3		0-0 L9	0-0 1-H 2-H HR			
Kevin Mitchell, R (1, 9) OBP: 0.352, SLG: 0.474	0-0 E 1-2 2-H 1B		0-0 6-3		0-0 G3 1-3	0-0 6-3			
Gary Carter, R (1, 3) OBP: 0.328, SLG: 0.419	0-0 F7			0-0 L9	0-0 F7		0-0 F4		
Ray Knight, R (1, 5) OBP: 0.349, SLG: 0.416	0-0 E6 1-H 2B			0-0 5-3		0-0 G3	0-0 F9		
Tim Teufel, R (1, 4) OBP: 0.336, SLG: 0.383	0-0 F7			0-0 2B 1B		0-0 E6 2B 1B	0-0 6-3		
Roger McDowell, R (8, 1) OBP: 0.333, SLG: 0.294									
John Gibbons, R (1, 2) OBP: 0.571, SLG: 0.889		0-0 G3-6-3 1B		0-0 1-3 2B		0-0 1-3 1B 2B		0-0 HR	
Rafael Santana, R (1, 6) OBP: 0.278, SLG: 0.250		0-0 G3-6-3		4-0 IBB		0-0 SH1-4 HR 1B		0-0 F7	
Danny Heep, L (6, PH) OBP: 0.389, SLG: 0.430		0-0 1-2f		0-0 IBB		0-0 2-H 3-H 1B			
Kevin Elster, R (7, 6) OBP: 0.381, SLG: 0.333		0-0 5-3		0-0 F6		0-0 SH1-4		0-0 G4-6-3 1B	
Ron Darling, R (1, 1) OBP: 0.139, SLG: 0.132									
Wally Backman, S (8, 4) OBP: 0.389, SLG: 0.395									

Inning Stats	R: 3	H: 3	E: 1	K: 0	S: 5	LOB: 0	BB: 1	P: 9	R: 0	H: 1	E: 0	K: 0	S: 3	LOB: 0	BB: 0	P: 3	R: 0	H: 0	E: 0	K: 0	S: 3	LOB: 0	BB: 0	P: 3	R: 0	H: 2	E: 0	K: 0	S: 5	LOB: 3	BB: 1	P: 9	R: 0	H: 1	E: 0	K: 0	S: 4	LOB: 1	BB: 0	P: 4	R: 5	H: 3	E: 1	K: 0	S: 7	LOB: 0	BB: 1	P: 11	R: 0	H: 0	E: 0	K: 0	S: 3	LOB: 0	BB: 0	P: 3	R: 1	H: 2	E: 0	K: 0	S: 4	LOB: 0	BB: 0	P: 4
--------------	------	------	------	------	------	--------	-------	------	------	------	------	------	------	--------	-------	------	------	------	------	------	------	--------	-------	------	------	------	------	------	------	--------	-------	------	------	------	------	------	------	--------	-------	------	------	------	------	------	------	--------	-------	-------	------	------	------	------	------	--------	-------	------	------	------	------	------	------	--------	-------	------

PITCHER	IP	WLS	BF	H	R	ER	SO	BB	IBB	HBP	BLK	WP	HR	S	P	ERA	WHIP
Bruce Ruffin, L (1, 1) ERA: 2.63	5.0		22	7	3	2	0	1	1	0	0	0	0	20	28	3.60	1.600
Tom Hume, R (6, 1) ERA: 2.79	2.0	L	11	3	5	1	0	0	1	0	0	0	1	10	14	4.50	1.500
Michael Jackson, R (8, 1) ERA: 1.93	1.0		4	2	1	1	0	0	0	0	0	0	1	4	4	9.00	2.000

**BOTTOM**


**Philadelphia Phillies @ New York Mets**  
Shea Stadium, Flushing, NY

Sat Sep 20 1986, 7:05 PM EDT  
Att. 39,104 - Unknown

AB	R	H	RBI	BB	SO	LOB
4	2	2	0	1	0	1
3	1	1	3	1	0	1
4	1	1	1	0	0	1
4	0	0	0	0	0	2
4	1	1	1	0	0	0
4	1	1	0	0	0	0
0	0	0	0	0	0	0
4	2	4	1	0	0	0
1	0	0	0	1	0	1
1	1	1	2	0	0	0
1	0	0	0	0	0	0
2	0	0	0	0	0	3
1	0	1	0	0	0	0

AB	33	R	9	H	12	RBI	8	BB	3	SO	0	LOB	9
----	----	---	---	---	----	-----	---	----	---	----	---	-----	---

livebaseballscores.com



WP	HR	S	P	ERA	WHIP
0	0	0	37	0	0
0	0	0	0	0	0
0	0	0	0	0	0



Batter	1	2	3	4	5	6	7	8	9	AB R H RBI BB SO LOB	TOP	
Milt Thompson, L (1, 8) OBP: 0.309, SLG: 0.353	4-0 FC6-4 BB		0-0 6-3		0-0 CS 1B			4-0 1B BB	0-3 K	3 1 1 0 2 1 0		
Juan Samuel, R (1, 4) OBP: 0.298, SLG: 0.442	0-0 FC6-4 1-2f			0-0 4-3 1B 2B	0-0 5-3			0-0 BB 1B	0-0 BB 1B	5 2 3 0 0 0 2		
Von Hayes, L (1, 3) OBP: 0.384, SLG: 0.482	0-0 G4-6-3 1-2f			0-0 4-3 2-3	0-0 F2			0-0 F6	4-0 FC5-4 BB	4 0 0 0 1 0 4		
Mike Schmidt, R (1, 5) OBP: 0.389, SLG: 0.556		0-0 WP 1B		0-0 HR 1B 3-H		0-0 L7		4-0 BB 1B IBB	0-0 FC5-4 1-2f	4 2 2 1 1 0 2		
Ron Roenicke, S (1, 9) OBP: 0.385, SLG: 0.367		0-0 F9 1-2		0-0 F7		0-0 G3		0-0 F3		4 0 0 0 0 0 5		
Gary Redus, R (1, 7) OBP: 0.347, SLG: 0.454		4-0 G5-4-3 BB		0-0 HR 1-H		0-0 L8		4-0 1B BB 1-2 2-3 3-H		2 1 1 3 2 0 0		
John Russell, R (1, 2) OBP: 0.307, SLG: 0.468 Kent Tekulve, R (8, 1)		0-0 G5-4-3 1-2f		0-0 1B 2B			0-0 6-3	0-0 1B		4 1 2 2 0 0 2 0 0 0 0 0 0 0	AB 34 R 7 H 10 RBI 7 BB 6 SO 3 LOB 18	
Steve Jeltz, S (1, 6) OBP: 0.327, SLG: 0.270			0-0 4-3	0-0 FC4-6 1B 2-H			0-0 4-3	0-3 K		4 0 1 1 0 1 2		
Marvin Freeman, R (1, 1) Ronn Reynolds, R (8, 2) OBP: 0.242, SLG: 0.297			0-0 4-3	0-0 FC4-6 1-2f			0-3 K		0-0 5-3	3 0 0 0 0 1 1 1 0 0 0 0 0 0		
<b>Inning Stats</b>	R: 0 E: 0 K: 0 S: 2 H: 0 LOB: 0 BB: 1 P: 6	R: 0 E: 0 K: 0 S: 3 H: 1 LOB: 1 BB: 1 P: 7	R: 0 E: 0 K: 0 S: 3 H: 0 LOB: 0 BB: 0 P: 3	R: 4 E: 0 K: 0 S: 8 H: 5 LOB: 1 BB: 0 P: 8	R: 0 E: 0 K: 0 S: 3 H: 1 LOB: 0 BB: 0 P: 3	R: 0 E: 0 K: 0 S: 3 H: 0 LOB: 0 BB: 0 P: 3	R: 0 E: 0 K: 1 S: 5 H: 0 LOB: 0 BB: 0 P: 5	R: 3 E: 0 K: 1 S: 7 H: 2 LOB: 2 BB: 3 P: 19	R: 0 E: 0 K: 1 S: 6 H: 1 LOB: 2 BB: 1 P: 10	1B: 7 2B: 2 3B: 0 HR: 1 SF: 0 SAC: 0 DP: 2 HBP: 0	WP: 1 PB: 0 SB: 0 CS: 1 PA: 40	
<b>PITCHER</b>	IP WLS BF H R ER SO BB IBB HBP BLK WP HR S P ERA WHIP											
John Mitchell, R (1, 1) ERA: 3.6	5.0 L 21 7 4 4 0 2 0 0 0 0 1 1 19 27 7.20 1.800											
Doug Sisk, R (6, 1) ERA: 2.43	2.0 6 0 0 0 1 0 0 0 0 0 0 0 8 8 0.00 0.000											
Randy Myers, L (8, 1) ERA: 4.22	1.0 8 2 3 3 1 2 1 0 0 0 0 0 7 19 27.00 4.000											
Randy Niemann, L (9, 1) ERA: 3.74	1.0 5 1 0 0 1 1 0 0 0 0 0 0 6 10 0.00 2.000											

Philadelphia Phillies @ New York Mets  
Shea Stadium, Flushing, NY  
Sun Sep 21 1986, 3:33 AM EDT  
Att: 42,631 - Unknown

livebaseballscorecards.com







Batter	1	2	3	4	5	6	7	8	9	AB R H RBI BB SO LOB	TOP											
Chris James, R (1, 8) OBP: 0.241, SLG: 0.357	0-0 F7		0-0 F9	0-0 4-3		0-0 2-H 1B		0-0 F3		5 0 1 1 0 0 2	Philadelphia Phillies @ Pittsburgh Pirates Three Rivers Stadium, Pittsburgh, PA Mon Sep 22 1986, 7:05 PM EDT Att. 3,934 - Unknown											
Juan Samuel, R (1, 4) OBP: 0.297, SLG: 0.439	0-0 F9		0-0 F8		0-0 L6	4-0 BB		0-3 K		4 0 0 0 1 1 0												
Von Hayes, L (1, 3) OBP: 0.384, SLG: 0.480	0-0 S 1B			4-0 1B HR BB	0-0 3-1	0-0 4-3		0-0 1-3		4 1 1 0 1 0 2												
Mike Schmidt, R (1, 5) OBP: 0.389, SLG: 0.560	0-3 K 1-2			0-0 1-3 HR 1B	0-0 6-3		0-0 HR	0-0 F8		5 2 2 1 0 1 1												
Glenn Wilson, R (1, 9) OBP: 0.313, SLG: 0.414		0-3 K		0-0 1-H HR		0-0 HR 1B	0-0 F9	0-3 K		5 2 2 3 0 2 0												
Gary Redus, R (1, 7) OBP: 0.349, SLG: 0.451		0-3 K		4-0 5-3 S BB		0-3 K	4-0 BB			2 0 0 0 2 2 1												
John Russell, R (1, 2) OBP: 0.310, SLG: 0.477			0-0 F7	4-0 5-3 BB		0-0 HR	0-3 K			3 1 1 2 1 1 1												
Luis Aguayo, R (1, 6) OBP: 0.271, SLG: 0.367			0-0 F7	0-3 K		0-0 SH3-4 1B	0-0 F8			4 1 1 0 0 1 3												
Jeff Bittiger, R (1, 1) OBP: 0.333, SLG: 1.333			0-0 HR	0-0 5-3		0-0 SH3-4		0-3 K		2 1 1 1 0 0 2												
Dan Schatzeder, L (7, 1) OBP: 0.483, SLG: 0.625				1-2 2-3 HR						1 0 0 0 0 1 0												
<b>Inning Stats</b>	R: 0 E: 0 K: 1 S: 6	H: 1 LOB: 1 BB: 0 P: 6	R: 0 E: 0 K: 2 S: 7	H: 0 LOB: 0 BB: 0 P: 7	R: 1 E: 0 K: 0 S: 4	H: 1 LOB: 0 BB: 0 P: 4	R: 3 E: 0 K: 1 S: 7	H: 2 LOB: 2 BB: 3 P: 19	R: 0 E: 0 K: 0 S: 3	H: 0 LOB: 0 BB: 0 P: 3	R: 3 E: 0 K: 1 S: 9	H: 4 LOB: 2 BB: 1 P: 13	R: 1 E: 0 K: 1 S: 6	H: 1 LOB: 1 BB: 1 P: 10	R: 0 E: 0 K: 2 S: 7	H: 0 LOB: 0 BB: 0 P: 7	R: 0 E: 0 K: 1 S: 5	H: 0 LOB: 0 BB: 0 P: 5	1B: 5 2B: 0 3B: 0 HR: 4	SF: 0 SAC: 1 DP: 0 HBP: 0	WP: 0 PB: 0 SB: 2 CS: 0	PA: 41
<b>PITCHER</b>	IP WLS BF H R ER SO BB IBB HBP BLK WP HR S P ERA WHIP												<b>PITCHER</b>	IP WLS BF H R ER SO BB IBB HBP BLK WP HR S P ERA WHIP								
Bob Kipper, L (1, 1) ERA: 4.36	3.0 L 16 4 4 4 3 3 0 0 0 0 0 2 19 31 12.00 2.333												Pat Clements, L (9, 1) ERA: 2.97	1.0 3 0 0 0 1 0 0 0 0 0 0 5 5 0.00 0.000								
Jim Winn, R (4, 1) ERA: 3.59	2.0 6 0 0 0 1 0 0 0 0 0 0 0 8 8 0.00 0.000																					
Ray Krawczyk, R (6, 1) ERA: 6.75	0.2 7 4 3 3 1 1 0 0 0 0 0 1 8 12 40.50 7.500																					
John Smiley, L (6, 1) ERA: 4.5	1.1 6 1 1 1 1 1 0 0 0 0 0 1 7 11 6.75 1.500																					
Barry Jones, R (8, 1) ERA: 3.18	1.0 3 0 0 0 2 0 0 0 0 0 0 0 7 7 0.00 0.000																					

livebaseballscorecards.com

AB	35
R	8
H	9
RBI	8
BB	5
SO	9
LOB	12



Batter	1	2	3	4	5	6	7	8	9	AB	R	H	RBI	BB	SO	LOB
Joe Orsulak, L (1, 9) OBP: 0.304, SLG: 0.344 Bill Almon, R (9, PH) OBP: 0.319, SLG: 0.383	0-0 F5			4-0 2B BB	4-0 WP BB		0-0 F9		0-3 K	2	1	0	0	2	0	1
Bobby Bonilla, S (1, 7) OBP: 0.357, SLG: 0.345	0-3 K			0-0 F8	0-0 G3		0-0 1B		0-0 F9	5	0	1	0	0	1	3
Johnny Ray, S (1, 4) OBP: 0.359, SLG: 0.384	0-3 K			0-0 1-H 2B		0-0 G3	0-0 1B		0-0 F4	5	0	2	1	0	1	0
Sid Bream, L (1, 3) OBP: 0.350, SLG: 0.467		0-0 F8		4-0 BB		0-0 1B 2B	0-0 G3			3	1	1	0	1	0	3
Barry Bonds, L (1, 8) OBP: 0.332, SLG: 0.424		0-0 4-3		0-3 K		0-0 FC5-4 1B		4-0 HR BB		3	1	1	1	1	1	2
Tony Peña, R (1, 2) OBP: 0.359, SLG: 0.410		0-0 5-3		0-0 F2		0-0 FC5-4 1B		0-0 HR		4	1	1	2	0	0	3
Jim Morrison, R (1, 5) OBP: 0.329, SLG: 0.472			0-0 6-3		0-0 4-3 2B	0-3 K		0-0 1-3		4	0	1	0	0	1	1
Rafael Belliard, R (1, 6) OBP: 0.306, SLG: 0.269			0-0 5-3		0-0 5-3		4-0 1B 1B BB	0-0 F9		3	0	0	0	1	0	1
Bob Kipper, R Jim Winn, R U.L. Washington, S Ray Kibben, R John Smiley, L Rick Renteria, R Barry Jones, R Mike Brown, R Pat Clements, R			0-3 K		0-0 4-3		0-0 F9	0-0 F9		1	0	0	0	0	1	0

Inning Stats	R: 0	H: 0	E: 0	K: 2	S: 7	LOB: 0	BB: 0	P: 7	R: 0	H: 0	E: 0	K: 0	S: 3	LOB: 0	BB: 0	P: 3	R: 0	H: 0	E: 0	K: 1	S: 5	LOB: 0	BB: 0	P: 5	R: 1	H: 1	E: 0	K: 1	S: 6	LOB: 2	BB: 2	P: 14	R: 0	H: 1	E: 0	K: 0	S: 4	LOB: 2	BB: 1	P: 8	R: 1	H: 2	E: 0	K: 1	S: 7	LOB: 1	BB: 0	P: 7	R: 0	H: 2	E: 0	K: 0	S: 5	LOB: 3	BB: 1	P: 9	R: 2	H: 1	E: 0	K: 0	S: 4	LOB: 0	BB: 1	P: 8	R: 0	H: 0	E: 0	K: 1	S: 5	LOB: 0	BB: 0	P: 5	1B: 3	SF: 0	2B: 3	SAC: 0	3B: 0	DP: 0	HR: 1	HBP: 0	WP: 1	PA: 39
PITCHER	IP	WLS	BF	H	R	ER	SO	BB	IBB	HBP	BLK	WP	HR	S	P	ERA	WHIP																																																																	
Jeff Bittiger, R (1, 1) ERA: 5.4	6.2	W	30	6	2	2	5	4	0	0	0	1	0	36	52	2.70	1.500																																																																	
Dan Schatzeder, L (7, 1) ERA: 3.36	2.1		9	1	2	2	1	1	0	0	0	0	1	10	14	7.71	0.857																																																																	

BOTTOM

Philadelphia Phillies @ Pittsburgh Pirates  
Three Rivers Stadium, Pittsburgh, PA  
Mon Sep 22 1986, 7:05 PM EDT  
Att. 3,934 - Unknown

livebaseballscorecards.com

AB	34
R	4
H	7
RBI	4
BB	5
SO	6
LOB	16







BOTTOM

Philadelphia Phillies @ Pittsburgh Pirates  
Three Rivers Stadium, Pittsburgh, PA

Tue Sep 23 1986, 7:05 PM EDT  
Att. 3,631 - Unknown

livebaseballscorecards.com

AB	35
R	6
H	11
RBI	6
BB	2
SO	5
LOB	12



WP:	2	PA:	37
PB:	1		
SB:	0		
CS:	0		

AB R H RBI BB SO LOB

5 1 1 2 0 1 1

4 1 2 0 0 1 0

3 1 0 0 1 0 3

3 1 1 0 1 1 0

4 0 1 3 0 0 1

4 0 2 0 0 0 1

4 1 2 0 0 2 3

3 0 1 0 0 0 1

1 0 0 0 0 0 1

0 0 0 0 0 0 0

0 0 0 0 0 0 0

0 0 0 0 0 0 0

0 0 0 0 0 0 0

0 0 0 0 0 0 0

0 0 0 0 0 0 0

0 0 0 0 0 0 0

1B: 10 SF: 0

2B: 0 SAC: 0

3B: 0 DP: 1

HR: 1 HBP: 0

WP: 2 PA: 37

PB: 1

SB: 0

CS: 0

1B

HR

1B

1B

1B

1B

1B

1B

1B

1B

1B

1B

1B

1B

1B

1B

1B

1B

1B

1B

1B

1B

1B

1B

1B

1B

1B

1B

1B

1B

1B

1B

1B

1B

1B

1B

1B

1B

1B

1B

1B

1B

1B

1B

1B

1B

1B

1B

1B

1B

1B

1B

1B

1B

1B

1B

1B

1B

1B

1B

1B

1B

1B

1B

1B

1B

1B

1B

1B

1B

1B

1B

1B

1B

1B

1B

1B

1B

1B

1B

1B

1B

1B

1B

1B

1B

1B

1B

1B

1B

1B

1B

1B

1B

1B

1B

1B

1B

1B

1B

1B

1B

1B

1B

1B

1B

1B

1B

1B

1B

1B

1B

1B

1B

1B

1B

1B

1B

1B

1B

1B

1B

1B

1B

1B

1B

1B

1B

1B

1B

1B

1B

1B

1B

1B

1B

1B

1B

1B

1B

1B

1B

1B

1B

1B

1B

1B

1B

1B

1B

1B

1B

1B

1B

1B

1B

1B

1B

1B

1B

1B

1B

1B

1B

1B

1B

1B

1B

1B

1B

1B

1B

1B

1B

1B

1B

1B

1B

1B

1B

1B

1B

1B

1B

1B

1B

1B

1B

1B

1B

1B

1B

1B

1B

1B

1B

1B

1B

1B

1B

1B

1B

1B

1B

1B

1B

1B

1B

1B

1B

1B

1B

1B

1B

1B

1B

1B

1B

1B

1B

1B

1B

1B

1B

1B

1B

1B

1B

1B

1B

1B

1B

1B

1B

1B

1B

1B

1B

1B

1B

1B

1B

1B

1B

1B

1B

1B

1B

1B

1B

1B

1B

1B

1B

1B

1B

1B

1B

1B

1B

1B

1B

1B

1B



Batter	1	2	3	4	5	6	7	8	9	AB R H RBI BB SO LOB	TOP											
Milt Thompson, L (1, 8) OBP: 0.307, SLG: 0.351	0-0 6-3 1B		0-0 4-3 1-2		0-0 5-3			0-0 F9		4 0 1 0 0 0 1	Philadelphia Phillies @ St. Louis Cardinals Busch Stadium, St. Louis, MO Wed Sep 24 1986, 7:05 PM CDT Att: 21,272 - Unknown											
Juan Samuel, R (1, 4) OBP: 0.298, SLG: 0.441	0-0 6-3 1-2		0-0 2-H 2B		0-0 2B			0-0 F3		4 0 2 1 0 0 1												
Von Hayes, L (1, 3) OBP: 0.379, SLG: 0.474	0-3 K		0-0 L9		0-0 3-1			0-0 F7		4 0 0 0 0 1 3												
Mike Schmidt, R (1, 5) OBP: 0.389, SLG: 0.560 Rick Schu, R (8, 5) OBP: 0.333, SLG: 0.430	0-0 F3			0-0 1B 1B			0-0 F4	0-0 BB 1B	3 0 1 0 0 0 1 1 0 1 0 0 0 0													
Glenn Wilson, R (1, 9) OBP: 0.314, SLG: 0.416		0-0 5-3		0-3 K		0-3 K		0-3 K	0-3 K	4 0 0 0 0 3 2												
Gary Redus, R (1, 7) OBP: 0.347, SLG: 0.444		0-0 6-3		0-0 L9		0-0 6-3		0-0 F4		4 0 0 0 0 0 2												
Ronn Reynolds, R (1, 2) OBP: 0.244, SLG: 0.298 Greg Gross, L (9, PH) OBP: 0.387, SLG: 0.306		0-0 5-3		0-0 1-2 1B			0-0 5-3	4-0 BB BB 1-2 BB	3 0 1 0 0 0 0 0 0 0 0 1 0 0													
Steve Jeltz, S (1, 6) OBP: 0.326, SLG: 0.269			0-0 4-3 2B 1B	0-0 L6			0-0 F2	0-0 F7	4 1 1 0 0 0 4													
Kevin Gross, R (1, 1) OBP: 0.200, SLG: 0.311 Tom Hume, R (3, 1) OBP: 0.233, SLG: 0.417 Greg Legg, R (5, PH) OBP: 0.088, SLG: 0.047 Charles Hudson, S (5, 1) OBP: 0.238, SLG: 0.333 Chris James, R (7, PH) OBP: 0.238, SLG: 0.333 Michael Jackson, R (7, 1)			0-0 B2		0-0 F9		0-3 K		1 0 0 0 0 0 1 0 0 0 0 0 0 0 1 0 0 0 0 0 0 0 0 0 0 0 0 0 1 0 0 0 0 0 1 0 0 0 0 0 0 0													
<b>Inning Stats</b>	R: 0 E: 0 K: 1 S: 6	H: 1 LOB: 1 BB: 0 P: 6	R: 0 E: 0 K: 0 S: 3	H: 0 LOB: 0 BB: 0 P: 3	R: 1 E: 0 K: 0 S: 5	H: 2 LOB: 1 BB: 0 P: 5	R: 0 E: 0 K: 1 S: 7	H: 2 LOB: 2 BB: 0 P: 7	R: 0 E: 0 K: 1 S: 4	H: 1 LOB: 1 BB: 0 P: 4		R: 0 E: 0 K: 1 S: 5	H: 0 LOB: 0 BB: 0 P: 5	R: 0 E: 0 K: 1 S: 5	H: 0 LOB: 0 BB: 0 P: 5	R: 0 E: 0 K: 1 S: 3	H: 0 LOB: 0 BB: 0 P: 3	R: 0 E: 0 K: 1 S: 6	H: 1 LOB: 2 BB: 1 P: 10	1B: 5 2B: 2 3B: 0 HR: 0	SF: 0 SAC: 0 DP: 0 HBP: 0	WP: 0 PB: 0 SB: 0 CS: 0
<b>PITCHER</b> Danny Cox, R (1, 1) ERA: 2.96	IP: 9.0 WLS: W BF: 35 H: 7 R: 1 ER: 1 SO: 5 BB: 1 IBB: 0 HBP: 0 BLK: 0 WP: 0 HR: 0 S: 44 P: 48 ERA: 1.00 WHIP: 0.889											<b>PITCHER</b> IP: WLS: BF: H: R: ER: SO: BB: IBB: HBP: BLK: WP: HR: S: P: ERA: WHIP										

livebaseballscorecards.com

<b>AB</b>	34
<b>R</b>	1
<b>H</b>	7
<b>RBI</b>	1
<b>BB</b>	1
<b>SO</b>	5
<b>LOB</b>	15



Batter	1	2	3	4	5	6	7	8	9
Willie McGee, S OBP: 0.310, SLG: 0.369 (1, 8)	4-0 S 1B BB	0-3 K		0-3 K		0-0 2-H 1B			
Tom Herr, S OBP: 0.337, SLG: 0.330 (1, 4)	0-0 F5-3 1-H 1B	0-0 F7			0-3 K	0-0 L8			
Andy Van Slyke, L OBP: 0.343, SLG: 0.446 (1, 9)	0-0 F5		0-0 HR		0-0 2B		0-0 F9		
Mike Laga, L OBP: 0.282, SLG: 0.462 (1, 3)	0-0 F5-3 1-2		0-3 K		0-0 4-3 2-H 2B		0-0 6-3		
John Morris, L OBP: 0.290, SLG: 0.301 (1, 7)		0-0 HR	0-0 6-3		0-0 4-3 2-3		0-0 3-1		
Terry Pendleton, S OBP: 0.276, SLG: 0.300 (1, 5)		0-0 F6	0-0 F8		0-0 3-1		0-0 6-3		
Ozzie Smith, S OBP: 0.367, SLG: 0.320 (1, 6)		0-0 BB E 1B		0-0 6-3		0-0 6-3 1B 1B		4-0 BB BB 1B BB	
Michael LaValliere, L OBP: 0.321, SLG: 0.300 (1, 2)		4-0 BB E BB		0-0 1B		0-0 6-3 1-2 1B		0-0 G5-4-3 1-3 1B	
Danny Cox, R OBP: 0.111, SLG: 0.115 (1, 1)		0-0 E1 1-H 2-H		0-3 K		0-3 K		0-0 G5-4-3 1-2f	

Inning Stats	R: 1	H: 1	E: 0	K: 0	S: 3	R: 3	H: 2	E: 1	K: 1	S: 8	R: 1	H: 1	E: 0	K: 1	S: 6	R: 0	H: 1	E: 0	K: 2	S: 8	R: 1	H: 2	E: 0	K: 1	S: 7	R: 0	H: 0	E: 0	K: 0	S: 3	R: 0	H: 1	E: 0	K: 0	S: 3
	LOB: 0	BB: 1	P: 7	LOB: 1	BB: 1	P: 12	LOB: 0	BB: 0	P: 6	LOB: 1	BB: 1	LOB: 0	BB: 0	P: 8	LOB: 1	BB: 0	LOB: 1	BB: 0	P: 7	LOB: 0	BB: 0	LOB: 0	BB: 0	P: 3	LOB: 1	BB: 1	LOB: 1	BB: 1	P: 7	SF: 0	SAC: 0	DP: 2	HBP: 0		

PITCHER	IP	WLS	BF	H	R	ER	SO	BB	IBB	HBP	BLK	WP	HR	S	P	ERA	WHIP
Kevin Gross, R ERA: 3.99 (1, 1)	2.0	L	12	4	5	3	1	2	0	0	0	0	2	12	20	13.50	3.000
Tom Hume, R ERA: 2.72 (3, 1)	2.0		7	1	0	0	3	0	0	0	0	0	0	13	13	0.00	0.500
Charles Hudson, R ERA: 5.04 (5, 1)	2.0		10	4	2	2	2	0	0	0	0	0	0	14	14	9.00	2.000
Michael Jackson, R ERA: 1.59 (7, 1)	2.0		7	1	0	0	0	1	0	0	0	0	0	6	10	0.00	1.000

**BOTTOM**

AB	R	H	RBI	BB	SO	LOB
3	1	1	1	1	2	2
4	0	1	1	0	1	2
4	2	2	1	0	0	1
4	0	1	1	0	1	1
4	1	1	1	0	0	1
4	0	0	0	0	0	1
3	2	2	0	1	0	0
3	1	2	0	1	0	1
4	0	0	0	0	2	4

AB	33
R	7
H	10
RBI	5
BB	3
SO	6
LOB	13



WP	PA
0	36

Philadelphia Phillies @ St. Louis Cardinals  
 Busch Stadium, St. Louis, MO  
 Wed Sep 24 1986, 7:05 PM CDT  
 Att. 21,272 - Unknown

livebaseballscorecards.com





Batter	1	2	3	4	5	6	7	8	9
Vince Coleman, S (1, 7) OBP: 0.304, SLG: 0.285	0-0 S 1B	0-3 K			0-0 F8		0-0 F8	0-3 K	
Willie McGee, S (1, 8) OBP: 0.310, SLG: 0.370	0-3 K		0-0 4-3		0-0 2B		0-3 K		
Tom Herr, S (1, 4) OBP: 0.338, SLG: 0.328 Todd Worrell, R (8, 1) OBP: 0.143, SLG: 0.429	0-0 L5		4-0 BB		4-0 IBB		0-3 K		
Jim Lindeman, R (1, 3) OBP: 0.310, SLG: 0.385 Ray Soff, R (6, 1) José Oquendo, S (8, 4) OBP: 0.356, SLG: 0.333	0-0 CS 1B		0-3 K		0-0 G4-6-3			0-0 L7	
Terry Pendleton, S (1, 5) OBP: 0.279, SLG: 0.306	0-0 CS	0-0 HR 1B	0-0 F9		0-0 3B			0-0 L8 1B BB	
Ozzie Smith, S (1, 6) OBP: 0.366, SLG: 0.320		0-0 4-3		0-0 4-3		0-0 5-3		0-0 BB L8 1B	
Andy Van Slyke, L (1, 9) OBP: 0.342, SLG: 0.449		0-3 K		0-0 CS 3B		0-0 4-3		0-0 L8	
Michael LaValliere, L (1, 2) OBP: 0.323, SLG: 0.311		0-0 HR		0-3 K		0-0 F8		4-0 BB IBB	
Ricky Horton, L (1, 1) OBP: 0.238, SLG: 0.059 Tito Landrum, R (6, 9) OBP: 0.275, SLG: 0.275 Mike Laga, L (8, PH) OBP: 0.291, SLG: 0.462		4-0 BB		4-0 BB			0-0 HR	4-0 BB	

Inning Stats	R: 1 E: 0 K: 1 S: 6	H: 2 LOB: 0 BB: 0 P: 6	R: 2 E: 0 K: 2 S: 9	H: 2 LOB: 1 BB: 1 P: 13	R: 0 E: 0 K: 1 S: 5	H: 0 LOB: 1 BB: 1 P: 9	R: 0 E: 0 K: 1 S: 5	H: 1 LOB: 0 BB: 0 P: 5	R: 0 E: 0 K: 0 S: 3	H: 1 LOB: 2 BB: 2 P: 11	R: 0 E: 0 K: 0 S: 4	H: 1 LOB: 1 BB: 0 P: 4	R: 1 E: 0 K: 2 S: 8	H: 1 LOB: 0 BB: 0 P: 8	R: 1 E: 0 K: 1 S: 7	H: 2 LOB: 3 BB: 2 P: 15
--------------	------------------------------	---------------------------------	------------------------------	----------------------------------	------------------------------	---------------------------------	------------------------------	---------------------------------	------------------------------	----------------------------------	------------------------------	---------------------------------	------------------------------	---------------------------------	------------------------------	----------------------------------

PITCHER	IP	WLS	BF	H	R	ER	SO	BB	IBB	HBP	BLK	WP	HR	S	P	ERA	WHIP
Bruce Ruffin, L (1, 1) ERA: 2.74	5.0		22	6	3	3	5	3	1	0	0	0	1	28	44	5.40	1.800
Dan Schatzeder, L (6, 1) ERA: 3.39	2.0	L	8	2	1	1	2	0	0	0	0	0	1	12	12	4.50	1.000
Kent Tekulve, R (8, 1) ERA: 2.63	1.0		7	2	1	1	1	1	1	0	0	0	0	7	15	9.00	3.000

**BOTTOM**

Philadelphia Phillies @ St. Louis Cardinals  
 Busch Stadium, St. Louis, MO  
 Thu Sep 25 1986, 7:05 PM CDT  
 Att. 15,595 - Unknown

AB	R	H	RBI	BB	SO	LOB
5	1	1	0	0	2	5
4	0	1	0	0	2	1
2	0	0	0	2	1	1
0	0	0	0	0	0	0
3	0	1	1	0	1	4
0	0	0	0	0	0	0
1	0	0	0	0	0	0
4	2	3	0	0	0	1
4	0	1	0	0	0	2
4	0	1	0	0	1	4
3	1	1	2	1	1	2
0	0	0	0	2	0	0
1	1	1	1	0	0	0
0	0	0	1	1	0	0

AB	31
R	5
H	10
RBI	5
BB	6
SO	8
LOB	20

WP: 0 PA: 38  
 PB: 0  
 SB: 3  
 CS: 2



PITCHER	IP	WLS	BF	H	R	ER	SO	BB	IBB	HBP	BLK	WP	HR	S	P	ERA	WHIP
---------	----	-----	----	---	---	----	----	----	-----	-----	-----	----	----	---	---	-----	------





**BOTTOM**

**Philadelphia Phillies @ Montreal Expos**  
 Olympic Stadium, Montreal, QB  
 Fri Sep 26 1986, 7:05 PM EDT  
 Att. 6,133 - Unknown

livebaseballscorecards.com

<b>AB</b>	<b>27</b>
<b>R</b>	<b>0</b>
<b>H</b>	<b>1</b>
<b>RBI</b>	<b>0</b>
<b>BB</b>	<b>3</b>
<b>SO</b>	<b>2</b>
<b>LOB</b>	<b>6</b>



WP: 1	PA: 30
PB: 0	
SB: 0	
CS: 0	

AB	R	H	RBI	BB	SO	LOB
4	0	0	0	0	0	0
3	0	0	0	1	0	0
3	0	1	0	1	0	1
3	0	0	0	0	1	2
3	0	0	0	0	1	1
2	0	0	0	1	0	0
3	0	0	0	0	0	1
2	0	0	0	0	0	1
1	0	0	0	0	0	0
1	0	0	0	0	0	0
1	0	0	0	0	0	0
0	0	0	0	0	0	0

Batter	1	2	3	4	5	6	7	8	9
<b>Al Newman, S</b> (1, 4) OBP: 0.289, SLG: 0.236	0-0 F8		0-0 1-3			0-0 F9			0-0 2-3
<b>Mitch Webster, S</b> (1, 8) OBP: 0.359, SLG: 0.427	0-0 L4			0-0 F6		4-0 BB			0-0 F8
<b>Tim Raines, S</b> (1, 7) OBP: 0.414, SLG: 0.481	4-0 BB			0-0 WP 1B		0-0 F7			0-0 6-3
<b>Andre Dawson, R</b> (1, 9) OBP: 0.336, SLG: 0.484	0-0 5-3			0-3 K 1-2			0-0 F3		
<b>Andres Galarraga, R</b> (1, 3) OBP: 0.342, SLG: 0.413		0-0 F9		0-0 F3			0-3 K		
<b>Tom Foley, L</b> (1, 5) OBP: 0.338, SLG: 0.365		0-0 F7			4-0 G6-3 BB		0-0 F7		
<b>Luis Rivera, R</b> (1, 6) OBP: 0.282, SLG: 0.281		0-0 F2			0-0 F2			0-0 4-3	
<b>Randy Hunt, R</b> (1, 2) OBP: 0.289, SLG: 0.417			0-0 6-3		0-0 G6-3			0-0 4-3	
<b>Herm Winningham, L</b> (8, PH) OBP: 0.271, SLG: 0.333					1-2f			0-0 4-3	
<b>Dann Bilardello, R</b> (9, 2) OBP: 0.229, SLG: 0.250								0-0 3-1	
<b>Sergio Valdez, R</b> (1, 1) OBP: 0.167, SLG: 0.167			0-0 4-3			0-0 6-3			
<b>Curt Brown, R</b> (5, 1)									
<b>George Wright, S</b> (8, PH) OBP: 0.247, SLG: 0.280									
<b>Bert Roberge, R</b> (9, 1)									

Inning Stats	R: 0	H: 0	E: 0	K: 0	S: 3	LOB: 1	BB: 1	P: 7	R: 0	H: 0	E: 0	K: 0	S: 3	LOB: 0	BB: 0	P: 3	R: 0	H: 1	E: 0	K: 1	S: 6	LOB: 1	BB: 0	P: 6	R: 0	H: 0	E: 0	K: 0	S: 2	LOB: 0	BB: 1	P: 6	R: 0	H: 0	E: 0	K: 0	S: 3	LOB: 1	BB: 1	P: 7	R: 0	H: 0	E: 0	K: 1	S: 5	LOB: 0	BB: 0	P: 5	R: 0	H: 0	E: 0	K: 0	S: 3	LOB: 0	BB: 0	P: 3	R: 0	H: 0	E: 0	K: 0	S: 3	LOB: 0	BB: 0	P: 3
--------------	------	------	------	------	------	--------	-------	------	------	------	------	------	------	--------	-------	------	------	------	------	------	------	--------	-------	------	------	------	------	------	------	--------	-------	------	------	------	------	------	------	--------	-------	------	------	------	------	------	------	--------	-------	------	------	------	------	------	------	--------	-------	------	------	------	------	------	------	--------	-------	------

PITCHER	IP	WLS	BF	H	R	ER	SO	BB	IBB	HBP	BLK	WP	HR	S	P	ERA	WHIP
<b>Marvin Freeman, R</b> (1, 1) ERA: 2.25	6.0	W	21	1	0	0	1	3	0	0	0	1	0	20	32	0.00	0.667
<b>Kent Tekulve, R</b> (7, 1) ERA: 2.56	3.0	S	9	0	0	0	1	0	0	0	0	0	0	11	11	0.00	0.000

1B:	2B:	3B:	HR:	SF:	SAC:	DP:	HBP:
1	0	0	0	0	1	0	0
0	0	0	0	0	0	0	0
0	0	0	0	0	0	0	0
0	0	0	0	0	0	0	0

PITCHER	IP	WLS	BF	H	R	ER	SO	BB	IBB	HBP	BLK	WP	HR	S	P	ERA	WHIP
---------	----	-----	----	---	---	----	----	----	-----	-----	-----	----	----	---	---	-----	------



Batter	1	2	3	4	5	6	7	8	9	AB R H RBI BB SO LOB	TOP										
Milt Thompson, L (1, 8) OBP: 0.310, SLG: 0.348	0-3 K		4-0 BB		4-0 BB			0-0 B1		2 0 0 0 2 1 0											
Juan Samuel, R (1, 4) OBP: 0.295, SLG: 0.436	0-3 K		0-0 F8		0-0 F7			0-3 K		4 0 0 0 0 2 2											
Von Hayes, L (1, 3) OBP: 0.381, SLG: 0.476	0-0 G3			4-0 2B BB				0-3 K		3 1 0 0 1 2 0											
Mike Schmidt, R (1, 5) OBP: 0.389, SLG: 0.556		0-3 K		0-0 1-H 2B				4-0 1B BB		2 0 1 1 2 1 0											
Glenn Wilson, R (1, 9) OBP: 0.314, SLG: 0.412		4-0 BB		0-3 K				0-0 G6-4-3 1B		3 0 1 0 1 2 2											
Gary Redus, R (1, 7) OBP: 0.343, SLG: 0.434		0-3 K		0-3 K				0-3 K		4 0 0 0 0 3 5											
John Russell, R (1, 2) OBP: 0.300, SLG: 0.461		0-3 K		0-0 F2				0-0 G6-4-3		4 0 0 0 0 2 4											
Steve Jeltz, S (1, 6) OBP: 0.323, SLG: 0.264			0-0 F8		0-3 K			4-0 K BB		2 0 0 0 1 1 0											
Don Carman, L (1, 1) Tom Hume, R (6, 1) Steve Bedrosian, R (8, 1) OBP: 0.333, SLG: 0.200			0-0 5-3		0-0 5-3			0-3 K		2 0 0 0 0 0 0											
										1 0 0 0 0 1 1											
										0 0 0 0 0 0 0											
<b>Inning Stats</b>	R: 0 E: 0 K: 2 S: 7	H: 0 LOB: 0 BB: 0 P: 7	R: 0 E: 0 K: 3 S: 9	H: 0 LOB: 1 BB: 1 P: 13	R: 0 E: 0 K: 0 S: 3	H: 0 LOB: 1 BB: 1 P: 7	R: 1 E: 0 K: 2 S: 8	H: 1 LOB: 1 BB: 1 P: 12	R: 0 E: 0 K: 1 S: 5	H: 0 LOB: 1 BB: 1 P: 9	R: 0 E: 0 K: 2 S: 7	H: 0 LOB: 0 BB: 1 P: 10	R: 0 E: 0 K: 2 S: 7	H: 0 LOB: 0 BB: 0 P: 7	R: 0 E: 0 K: 1 S: 5	H: 1 LOB: 1 BB: 1 P: 9	1B: 1 2B: 1 3B: 0 HR: 0	SF: 0 SAC: 0 DP: 1 HBP: 0	WP: 0 PB: 0 SB: 0 CS: 0	PA: 34	
<b>PITCHER</b> Floyd Youmans, R (1, 1) ERA: 3.34	IP 9.0	WLS L	BF 34	H 2	R 1	ER 1	SO 15	BB 7	IBB 0	HBP 0	BLK 0	WP 0	HR 0	S 57	P 85	ERA 1.00	WHIP 1.000				
<b>PITCHER</b>	IP	WLS	BF	H	R	ER	SO	BB	IBB	HBP	BLK	WP	HR	S	P	ERA	WHIP				

Philadelphia Phillies @ Montreal Expos  
Olympic Stadium, Montreal, QB  
Sat Sep 27 1986, 7:05 PM EDT  
Att. 6,493 - Unknown

livebaseballscorecards.com

AB 27  
R 1  
H 2  
RBI 1  
BB 7  
SO 15  
LOB 14







Batter	1	2	3	4	5	6	7	8	9	AB R H RBI BB SO LOB	TOP											
Milt Thompson, L (1, 8) OBP: 0.312, SLG: 0.346	0-3 K		0-3 K			0-0 SH3 1B S	4-0 HR BB		0-3 K	4 2 1 0 1 3 1												
Juan Samuel, R (1, 4) OBP: 0.296, SLG: 0.442	0-0 PB 1B		0-0 F9			0-0 SH3	0-0 HR		0-0 4-3	4 1 2 2 0 0 1												
Von Hayes, L (1, 3) OBP: 0.381, SLG: 0.474	4-0 K2-3-2 BB			0-0 4-3		0-0 BB 1B 4-3	0-3 K		0-0 F8	4 1 1 1 1 1 0												
Mike Schmidt, R (1, 5) OBP: 0.388, SLG: 0.552	0-3 K2-3-2			0-0 5-3		0-0 4-3	4-0 1B BB			3 0 0 0 1 1 3												
Glenn Wilson, R (1, 7) OBP: 0.317, SLG: 0.413		0-3 K		0-0 1B		4-0 1B BB BB	0-0 1-2 1B			3 1 2 0 1 1 0												
Ron Roenicke, S (1, 9) OBP: 0.383, SLG: 0.363		0-0 6-3		0-0 4-3		4-0 1B BB	0-3 K			3 0 0 0 1 1 3												
John Russell, R (1, 2) OBP: 0.300, SLG: 0.458		0-3 K			0-3 K	0-0 1-2 2-3 1B		0-0 4-3		4 0 1 2 0 2 0												
Luis Aguayo, R (1, 6) OBP: 0.270, SLG: 0.367			0-3 K		0-0 F6	0-0 1-3		0-0 6-3		4 0 0 0 0 1 2												
Kevin Gross, R (1, 1) OBP: 0.203, SLG: 0.308			0-0 1B		0-3 K		0-0 6-3	0-3 K		4 0 1 0 0 2 0												
Steve Bedrosian, R (9, 1) OBP: 0.333, SLG: 0.200										0 0 0 0 0 0 0												
<b>Inning Stats</b>	R: 0 E: 0 K: 2 S: 7	H: 1 LOB: 2 BB: 1 P: 11	R: 0 E: 0 K: 2 S: 7	H: 0 LOB: 0 BB: 0 P: 7	R: 0 E: 0 K: 2 S: 8	H: 1 LOB: 1 BB: 0 P: 8	R: 0 E: 0 K: 0 S: 4	H: 1 LOB: 1 BB: 0 P: 4	R: 0 E: 0 K: 2 S: 7	H: 0 LOB: 0 BB: 0 P: 7	R: 3 E: 0 K: 0 S: 6	H: 3 LOB: 2 BB: 2 P: 14	R: 2 E: 0 K: 2 S: 9	H: 2 LOB: 2 BB: 2 P: 17	R: 0 E: 0 K: 1 S: 5	H: 0 LOB: 0 BB: 0 P: 5	R: 0 E: 0 K: 1 S: 5	H: 0 LOB: 0 BB: 0 P: 5	1B: 7 2B: 1 3B: 0 HR: 1	SF: 0 SAC: 1 DP: 1 HBP: 0	WP: 0 PB: 1 SB: 1 CS: 0	PA: 39
<b>PITCHER</b>	IP WLS BF H R ER SO BB IBB HBP BLK WP HR S P ERA WHIP																					
Dennis Martinez, R (1, 1) ERA: 4.73	5.2 L 25 6 3 3 8 3 0 0 0 0 0 0 38 50 4.76 1.588																					
Randy St. Claire, R (6, 1) ERA: 2.93	1.1 8 2 2 2 2 2 0 0 0 0 0 1 10 18 13.50 3.000																					
Andy McGaffigan, R (8, 1) ERA: 2.76	2.0 6 0 0 0 2 0 0 0 0 0 0 0 10 10 0.00 0.000																					

Philadelphia Phillies @ Montreal Expos  
Olympic Stadium, Montreal, QB  
Sun Sep 28 1986, 3:33 AM EDT  
Att: 10,064 - Unknown

livebaseballscorecards.com

AB	33
R	5
H	8
RBI	5
BB	5
SO	12
LOB	10




Batter	1	2	3	4	5	6	7	8	9	AB	R	H	RBI	BB	SO	LOB
Casey Candaele, S (1, 4) OBP: 0.282, SLG: 0.316	L7			G3		3B		F6		4	1	1	0	0	0	1
Mitch Webster, S (1, 8) OBP: 0.359, SLG: 0.429	B1-3			1-3		1B		K		4	1	1	1	0	1	1
Tim Raines, S (1, 7) OBP: 0.417, SLG: 0.481	CS			F7		3B		K		3	0	1	0	0	1	1
Andre Dawson, R (1, 9) OBP: 0.333, SLG: 0.478	CS	F4			5-3	1B		F8		4	0	1	1	0	0	2
Wallace Johnson, S (1, 3) OBP: 0.336, SLG: 0.365		4-3			K	4-3			1B	4	0	1	0	0	1	1
Tom Foley, L (1, 5) OBP: 0.338, SLG: 0.368		1-3			WP	2B		F7		4	0	2	0	0	0	0
Luis Rivera, R (1, 6) OBP: 0.280, SLG: 0.274				F6		BB		F2		3	0	0	0	1	1	2
Randy Hunt, R (1, 2) OBP: 0.275, SLG: 0.395				K		K		F7		2	0	0	0	0	2	2
Randy St. Claire, R (6, 1)										0	0	0	0	0	0	0
Herm Winningham, L (7, PH) OBP: 0.270, SLG: 0.331										1	0	0	0	0	0	0
Andy McGaffigan, R (8, 1) OBP: 0.088, SLG: 0.061										0	0	0	0	0	0	0
George Wright, S (9, PH) OBP: 0.246, SLG: 0.278										1	0	0	0	0	1	2
Dennis Martinez, R (1, 1) OBP: 0.129, SLG: 0.167				4-3		6-3		HBP		1	0	0	0	0	0	0
Dann Bilardello, R (6, 2) OBP: 0.237, SLG: 0.254								BB		1	0	0	0	1	0	0
Andres Galarraga, R (9, PH) OBP: 0.337, SLG: 0.407								BB		1	0	0	0	0	1	2

Inning Stats	R: 0	H: 1	R: 0	H: 0	R: 0	H: 0	R: 0	H: 1	R: 2	H: 3	R: 0	H: 0	R: 0	H: 0	R: 0	H: 2	R: 0	H: 2
	E: 0	LOB: 0	E: 0	LOB: 0	E: 0	LOB: 0	E: 0	LOB: 2	E: 0	LOB: 1	E: 0	LOB: 0	E: 0	LOB: 2	E: 0	LOB: 2	E: 0	LOB: 2
	K: 0	BB: 0	K: 0	BB: 0	K: 1	BB: 0	K: 2	BB: 1	K: 1	BB: 0	K: 0	BB: 0	K: 1	BB: 1	K: 3	BB: 0	K: 3	BB: 0
	S: 3	P: 3	S: 3	P: 3	S: 5	P: 5	S: 8	P: 12	S: 8	P: 8	S: 3	P: 3	S: 5	P: 10	S: 11	P: 11	S: 11	P: 11

**BOTTOM**


**Philadelphia Phillies @ Montreal Expos**  
**Olympic Stadium, Montreal, QB**  
 Sun Sep 28 1986, 3:33 AM EDT  
 Att. 10,064 - Unknown

AB	33
R	2
H	7
RBI	2
BB	2
SO	8
LOB	14



PITCHER	IP	WLS	BF	H	R	ER	SO	BB	IBB	HBP	BLK	WP	HR	S	P	ERA	WHIP
Kevin Gross, R (1, 1) ERA: 3.93	8.0	W	33	7	2	2	5	2	0	1	0	1	0	40	49	2.25	1.125
Steve Bedrosian, R (9, 1) ERA: 3.46	1.0	S	3	0	0	0	3	0	0	0	0	0	0	9	9	0.00	0.000



Batter	1	2	3	4	5	6	7	8	9	AB R H RBI BB SO LOB	TOP		
Chico Walker, S OBP: 0.330, SLG: 0.372 (1, 8) (9, 9)	0-0 23 S 23 2B 1B	0-0 4-3		0-0 F9		0-3 K		0-3 K		5 1 1 0 0 2 6			
23 Ryne Sandberg, R OBP: 0.329, SLG: 0.410 (1, 4)	0-0 4-3 1-H 9-3 2B		4-0 BB		0-0 F6	0-0 1-2 1B		0-0 F6		4 1 2 1 1 0 0			
Rafael Palmeiro, L OBP: 0.290, SLG: 0.406 (1, 7)	0-0 4-3 2-3		0-0 4-3 1-2f		0-0 5-3 HR 1B	0-3 K		0-0 WP 1B WP 1B		5 2 2 0 0 1 4			
Keith Moreland, R OBP: 0.328, SLG: 0.385 Manny Trillo, R OBP: 0.359, SLG: 0.383 (1, 5) (9, 5)	0-0 9-3 3-H		0-0 F8		0-0 5-3 1-2		0-0 F9	0-0 5-3 1-2		5 0 0 1 0 0 2 0 0 0 0 0 0 0			
Leon Durham, L OBP: 0.354, SLG: 0.459 (1, 3)	0-0 F7			1-0 1B HBP	4-0 HR IBB		0-0 G6-4-3 1B	4-0 WP 1B IBB		2 3 1 0 2 0 0			
Jody Davis, R OBP: 0.296, SLG: 0.419 (1, 2)		0-0 1B 2B		0-0 B3-4 1B 1-3	0-0 HR		0-0 G6-4-3 1-2f	0-0 1B 1-H 2-H		5 1 4 5 0 0 1			
Brian Dayett, R OBP: 0.281, SLG: 0.386 Guy Hoffman, L (1, 9) (9, 1)		0-3 K		0-0 B3-4 1B 1-2 3-H	0-0 L7			0-0 6-3 2B	0-0 4-3	5 0 2 1 0 1 2 0 0 0 0 0 0 0	AB 38 R 8 H 14 RBI 8 BB 3 SO 5 LOB 22		
Shawon Dunston, R OBP: 0.277, SLG: 0.409 (1, 6)		0-0 SH5-3 2-3 1B		0-3 K		0-0 FC3-6 1B		0-0 6-3 2-3		4 0 2 0 0 1 3			
Greg Maddux, R OBP: 0.333, SLG: 0.333 Scott Sanderson, R OBP: 0.077, SLG: 0.078 Bob Dernier, R OBP: 0.275, SLG: 0.313 (1, 1) (8, 1) (9, 8)		0-0 SH5-3 1-2		0-0 B3-4		0-0 FC3-6 23 1B		0-0 F7		3 0 0 0 0 0 4 0 0 0 0 0 0 0 0 0 0 0 0 0 0			
Inning Stats	R: 2 H: 2 E: 0 LOB: 0 K: 0 BB: 0 S: 5 P: 5	R: 0 H: 2 E: 0 LOB: 2 K: 1 BB: 0 S: 7 P: 7	R: 0 H: 0 E: 0 LOB: 0 K: 0 BB: 1 S: 2 P: 6	R: 1 H: 2 E: 0 LOB: 2 K: 1 BB: 0 S: 7 P: 8	R: 3 H: 2 E: 0 LOB: 0 K: 0 BB: 1 S: 5 P: 9	R: 0 H: 2 E: 0 LOB: 2 K: 2 BB: 0 S: 9 P: 9	R: 0 H: 1 E: 0 LOB: 0 K: 0 BB: 0 S: 3 P: 3	R: 0 H: 1 E: 0 LOB: 1 K: 1 BB: 0 S: 6 P: 6	R: 2 H: 2 E: 0 LOB: 1 K: 0 BB: 1 S: 5 P: 9	1B: 10 SF: 0 2B: 4 SAC: 1 3B: 0 DP: 2 HR: 1 HBP: 1	WP: 2 PA: 43 PB: 0 SB: 1 CS: 0		
PITCHER	IP WLS BF H R ER SO BB IBB HBP BLK WP HR S P ERA WHIP											PITCHER	IP WLS BF H R ER SO BB IBB HBP BLK WP HR S P ERA WHIP
Mike Maddux, R ERA: 5.42 (1, 1)	3.0 L 16 6 3 3 1 1 0 1 0 0 0 0 16 21 9.00 2.333												
Michael Jackson, R ERA: 3.38 (4, 1)	2.0 9 2 3 3 1 0 1 0 0 0 0 1 10 14 13.50 1.000												
Charles Hudson, R ERA: 4.97 (6, 1)	2.0 8 3 0 0 2 0 0 0 0 0 0 0 12 12 0.00 1.500												
Tom Hume, R ERA: 2.8 (8, 1)	2.0 10 3 2 2 1 0 1 0 0 2 0 0 11 15 9.00 1.500												

Chicago Cubs @ Philadelphia Phillies  
Veterans Stadium, Philadelphia, PA  
Mon Sep 29 1986, 7:05 PM EDT  
Att: 14,355 - Unknown

livebaseballscorecards.com

Batter	1	2	3	4	5	6	7	8	9	AB	R	H	RBI	BB	SO	LOB
Milt Thompson, L (1, 8) OBP: 0.310, SLG: 0.344	0-3 K		0-0 1-3			0-0 1B 1B	0-0 F7		0-0 F8	5	1	1	0	0	1	1
Juan Samuel, R (1, 4) OBP: 0.298, SLG: 0.445	0-0 1B 1B		0-0 5-3			0-3 K		0-0 WP 3B		4	1	2	0	0	1	1
Von Hayes, L (1, 3) OBP: 0.380, SLG: 0.473	0-0 F7			0-0 F8		0-0 1B 1B		0-0 F9		4	0	1	0	0	0	1
Mike Schmidt, R (1, 5) OBP: 0.389, SLG: 0.552	0-0 1-3 1B			0-0 FC4-6 1B		0-0 F6		0-0 F7		4	0	2	0	0	0	2
Glenn Wilson, R (1, 9) OBP: 0.318, SLG: 0.416	0-0 F6			0-0 FC4-6 WP 1-2f		0-0 FC6-4 1B		0-0 1B 2B		4	1	2	1	0	0	3
Chris James, R (1, 7) OBP: 0.237, SLG: 0.324		0-3 K		0-3 K 1-2		0-0 FC6-4		0-0 1B		4	0	1	1	0	2	3
John Russell, R (1, 2) OBP: 0.296, SLG: 0.452		0-0 4-3			0-0 F5		0-0 F5	0-0 F8		4	0	0	0	0	0	1
Luis Aguayo, R (1, 6) OBP: 0.262, SLG: 0.356		0-0 6-3			0-3 K		0-3 K		0-0 F7	4	0	0	0	0	2	0
Mike Maddux, L (1, 1) OBP: 0.087, SLG: 0.045 Michael Jackson, R (4, 1) Jeff Stone, L (5, PH) Charles Hudson, S (6, 1) Greg Legg, R (7, PH) Tom Hume, R (8, 1) Rick Schu, R (9, PH) OBP: 0.335, SLG: 0.446			0-0 F9		0-3 K		0-0 1B		0-3 K	1	0	0	0	0	0	0

Inning Stats	R: 0	H: 2	E: 0	K: 1	S: 7	LOB: 2	BB: 0	P: 7	R: 0	H: 0	E: 0	K: 1	S: 5	LOB: 0	BB: 0	P: 5	R: 0	H: 0	E: 0	K: 0	S: 3	LOB: 0	BB: 0	P: 3	R: 0	H: 1	E: 0	K: 1	S: 6	LOB: 1	BB: 0	P: 6	R: 0	H: 0	E: 0	K: 2	S: 7	LOB: 0	BB: 0	P: 7	R: 1	H: 3	E: 0	K: 1	S: 8	LOB: 2	BB: 0	P: 8	R: 0	H: 1	E: 0	K: 1	S: 6	LOB: 1	BB: 0	P: 6	R: 2	H: 3	E: 0	K: 0	S: 6	LOB: 1	BB: 0	P: 6	R: 0	H: 0	E: 0	K: 1	S: 5	LOB: 0	BB: 0	P: 5	1B: 8	SF: 0	2B: 1	SAC: 0	3B: 1	DP: 0	HR: 0	HBP: 0	WP: 2	PA: 37	PB: 0	SB: 0	CS: 0
PITCHER	IP	WLS	BF	H	R	ER	SO	BB	IBB	HBP	BLK	WP	HR	S	P	ERA	WHIP																																																																				
Greg Maddux, R (1, 1) ERA: 5.52	7.2		33	10	3	3	7	0	0	0	0	2	0	47	47	3.52	1.304																																																																				
Scott Sanderson, R (8, 1) ERA: 4.22	0.1		1	0	0	0	0	0	0	0	0	0	0	1	1	0.00	0.000																																																																				
Guy Hoffman, L (9, 1) ERA: 4.09	1.0		3	0	0	0	1	0	0	0	0	0	0	5	5	0.00	0.000																																																																				


**BOTTOM**

**Chicago Cubs @ Philadelphia Phillies**  
Veterans Stadium, Philadelphia, PA

Mon Sep 29 1986, 7:05 PM EDT  
Att. 14,355 - Unknown

livebaseballscorecards.com

AB	37
R	3
H	10
RBI	2
BB	0
SO	8
LOB	12





Batter	1	2	3	4	5	6	7	8	9	AB R H RBI BB SO LOB	TOP
Bob Dernier, R (1, 8) OBP: 0.275, SLG: 0.312	0-3 K		0-0 6-3		0-0 E6 23 S 1B			0-0 F9		4 0 1 0 0 1 1	
23 Ryne Sandberg, R (1, 4) OBP: 0.327, SLG: 0.407	0-0 1-3		0-0 F9		0-0 F9 1-2			0-0 5-3 1-2		4 0 0 0 0 0 2	
Gary Matthews, R (1, 7) OBP: 0.362, SLG: 0.480	0-3 K			4-0 FC5-4 BB		0-0 6-3		0-0 1B		3 0 1 0 1 1 0	
Keith Moreland, R (1, 5) Ed Lynch, R (8, 1) OBP: 0.327, SLG: 0.384 OBP: 0.097, SLG: 0.034		0-0 FC6-4 1B	0-0 FC5-4 FC6-4 1-2f		0-0 F8		0-0 5-3		4 0 1 0 0 0 3 0 0 0 0 0 0 0		
Leon Durham, L (1, 3) OBP: 0.351, SLG: 0.455	0-3 K		0-3 K		0-0 3-1			0-3 K		4 0 0 0 0 3 2	
Jody Davis, R (1, 2) OBP: 0.297, SLG: 0.420		0-0 FC6-4 1B 1-2f	0-0 FC6-4 1-2f		4-0 6-3 BB			0-0 2B		3 1 1 0 1 0 2	
Brian Dayett, R (1, 9) OBP: 0.294, SLG: 0.410		0-0 1B 1-2		0-0 4-3		0-0 6-3 1-2f		0-0 2B		4 0 2 1 0 0 1	
Shawon Dunston, R (1, 6) OBP: 0.277, SLG: 0.409	0-3 K2-3			0-0 E 2B		0-0 5-3		0-0 5-3		4 1 1 0 0 1 3	
Drew Hall, L (1, 1) Dave Gumpert, R (3, 1) Ron Cey, R (5, PH) Ron Davis, R (5, 1) Frank DiPino, L (5, 1) Manny Trillo, R (8, PH) OBP: 0.250, SLG: 0.143 OBP: 0.354, SLG: 0.508 OBP: 0.167, SLG: 0.167 OBP: 0.361, SLG: 0.384			0-0 F7		0-0 F9			0-0 1B 23 5-3 1B		1 0 0 0 0 0 0 0 0 0 0 0 0 0 1 0 0 0 0 0 1 0 0 0 0 0 0 0 0 0 0 0 0 0 0 2 0 1 0 0 0 1	
<b>Inning Stats</b>	R: 0 E: 0 K: 2 S: 7 H: 0 LOB: 0 BB: 0 P: 7	R: 0 E: 0 K: 2 S: 9 H: 2 LOB: 2 BB: 0 P: 9	R: 0 E: 0 K: 0 S: 3 H: 0 LOB: 0 BB: 0 P: 3	R: 0 E: 0 K: 1 S: 5 H: 0 LOB: 1 BB: 1 P: 9	R: 1 E: 1 K: 0 S: 5 H: 2 LOB: 1 BB: 0 P: 5	R: 0 E: 0 K: 0 S: 3 H: 0 LOB: 0 BB: 0 P: 3	R: 0 E: 0 K: 0 S: 2 H: 0 LOB: 0 BB: 1 P: 6	R: 0 E: 0 K: 0 S: 5 H: 2 LOB: 2 BB: 0 P: 5	R: 1 E: 0 K: 1 S: 7 H: 2 LOB: 1 BB: 0 P: 7	1B: 5 2B: 4 3B: 0 HR: 0 SF: 0 SAC: 0 DP: 1 HBP: 0	WP: 0 PB: 0 SB: 1 CS: 0 PA: 36
<b>PITCHER</b> Bruce Ruffin, L (1, 1) ERA: 2.62	IP 9.0 WLS W BF 36 H 8 R 2 ER 1 SO 6 BB 2 IBB 0 HBP 0 BLK 0 WP 0 HR 0 S 46 P 54 ERA 1.00 WHIP 1.111										

Chicago Cubs @ Philadelphia Phillies  
Veterans Stadium, Philadelphia, PA  
Tue Sep 30 1986, 7:05 PM EDT  
Att: 13,377 - Unknown

livebaseballscorecards.com

AB	34
R	2
H	8
RBI	1
BB	2
SO	6
LOB	16



Batter	1	2	3	4	5	6	7	8	9	AB	R	H	RBI	BB	SO	LOB
Gary Redus, R OBP: 0.344, SLG: 0.434 (1, 7)	0-3 K		0-3 K	0-0 BB 2B	0-0 FC6-4 1B		0-0 F3			5	1	2	1	0	2	1
Juan Samuel, R OBP: 0.298, SLG: 0.446 (1, 4)	0-3 K		0-0 HR 2B	4-0 BB 2B	0-0 FC6-4 1B		0-3 K			4	1	1	0	1	2	2
Von Hayes, L OBP: 0.383, SLG: 0.487 (1, 3)	0-0 HR		0-0 HR 2B	0-0 2B	0-0 6-3		4-0 BB 2B			4	3	3	5	1	0	2
Mike Schmidt, R OBP: 0.391, SLG: 0.552 (1, 5)	0-0 1B		4-0 BB 1B	4-0 IBB		0-3 K	0-0 1B 2B			2	0	1	0	2	1	0
Rick Schu, R OBP: 0.338, SLG: 0.453 (7, 5)	0-0 1B		4-0 BB 1B	4-0 IBB		0-3 K	0-0 1B 2B			1	1	1	0	0	0	0
Glenn Wilson, R OBP: 0.318, SLG: 0.415 (1, 9)	0-0 F6		0-3 K	0-3 K		4-0 BB 2B	0-0 1B			4	0	1	2	1	2	5
Milt Thompson, L OBP: 0.310, SLG: 0.344 (7, PR) (8, 8)	0-0 F6		0-3 K	0-3 K		4-0 BB 2B	0-0 1B			0	0	0	0	0	0	0
Chris James, R OBP: 0.286, SLG: 0.390 (1, 8)		0-0 F8	0-0 1B		0-0 1B 1B	0-0 1B 1B	0-3 K			4	1	3	0	0	0	0
Ron Roenicke, S OBP: 0.381, SLG: 0.362 (6, PR) (7, 8) (8, 9)		0-0 F8	1-2 1B		0-0 1B 1B	1-3 2B	0-3 K			1	0	0	0	0	1	1
John Russell, R OBP: 0.301, SLG: 0.451 (1, 2)		0-0 F8	0-0 F3		0-0 1B 1B	4-0 IBB		4-0 BB G1-6-3		3	1	1	0	2	0	2
Steve Jeltz, S OBP: 0.322, SLG: 0.263 (1, 6)		0-3 K		0-0 F7	0-0 FC6-4 1B	0-3 K	0-0 F8			5	0	1	1	0	2	4
Bruce Ruffin, S OBP: 0.077, SLG: 0.096 (1, 1)			0-0 2B HR 1B	0-3 K	0-3 K	0-3 K	0-0 G1-6-3			5	1	1	0	0	3	6

Inning Stats	R: 1	H: 2	E: 0	K: 2	S: 9	H: 2	LOB: 1	BB: 0	P: 9	R: 0	H: 0	E: 0	K: 1	S: 5	R: 3	H: 4	E: 0	K: 2	S: 11	R: 1	H: 2	E: 0	K: 2	S: 9	R: 2	H: 4	E: 0	K: 1	S: 9	R: 0	H: 1	E: 0	K: 3	S: 10	R: 2	H: 2	E: 0	K: 2	S: 9	R: 0	H: 0	E: 0	K: 0	S: 2
--------------	------	------	------	------	------	------	--------	-------	------	------	------	------	------	------	------	------	------	------	-------	------	------	------	------	------	------	------	------	------	------	------	------	------	------	-------	------	------	------	------	------	------	------	------	------	------

PITCHER	IP	WLS	BF	H	R	ER	SO	BB	IBB	HBP	BLK	WP	HR	S	P	ERA	WHIP
Drew Hall, L ERA: 4.98 (1, 1)	2.2	L	15	6	4	4	5	1	0	0	0	0	2	24	28	13.50	2.625
Dave Gumpert, R ERA: 4.37 (3, 1)	1.1		8	2	1	1	2	1	1	0	0	0	0	10	18	6.75	2.250
Ron Davis, R ERA: 8.59 (5, 1)	0.2		6	4	2	2	1	0	0	0	0	0	0	8	8	27.00	6.000
Frank DiPino, L ERA: 4.31 (5, 1)	2.1		13	3	2	2	5	2	1	0	0	0	0	20	32	7.71	2.143
Ed Lynch, R ERA: 3.7 (8, 1)	1.0		3	0	0	0	0	1	0	0	0	0	0	2	6	0.00	1.000


**BOTTOM**

**Chicago Cubs @ Philadelphia Phillies**  
Veterans Stadium, Philadelphia, PA

Tue Sep 30 1986, 7:05 PM EDT  
Att. 13,377 - Unknown

AB	38
R	9
H	15
RBI	9
BB	7
SO	13
LOB	23

WP: 0 PA: 45  
PB: 0  
SB: 0  
CS: 0




PITCHER	IP	WLS	BF	H	R	ER	SO	BB	IBB	HBP	BLK	WP	HR	S	P	ERA	WHIP
---------	----	-----	----	---	---	----	----	----	-----	-----	-----	----	----	---	---	-----	------



Batter	1	2	3	4	5	6	7	8	9	AB R H RBI BB SO LOB	TOP																
Casey Candaele, S OBP: 0.269, SLG: 0.296 (1, 4) (6, 5)	0-0 F8			0-0 G3	0-0 1-3		0-0 CS 1B		0-0 F7	5 0 1 0 0 0 1																	
Tom Foley, L OBP: 0.338, SLG: 0.362 (1, 5) (6, 6)	0-0 F7			0-0 F6	0-3 K		0-0 CS 1-2	0-0 S 1B	0-0 F7	5 0 1 0 0 1 1																	
Mitch Webster, S OBP: 0.354, SLG: 0.428 (1, 8)	0-3 K			0-0 1B		0-0 F5		0-3 K 1-2		4 0 1 0 0 2 1																	
Andre Dawson, R OBP: 0.334, SLG: 0.476 (1, 9)		0-3 K		0-0 2-3		4-0 S 1B BB		4-0 IBB		2 1 0 0 2 1 1																	
Wallace Johnson, S OBP: 0.328, SLG: 0.355 (1, 3)		0-0 3-1			0-0 1B 2B 1B	0-0 F8		0-0 F8		4 1 1 0 0 0 3																	
Herm Winningham, L OBP: 0.273, SLG: 0.333 (1, 7) Jim Wohlford, R OBP: 0.330, SLG: 0.387 (8, PH) (8, 7) Randy St. Claire, R (9, 1)		0-0 4-3			0-0 2B HR 1B 1-2	0-0 1B 1-H		0-3 K		3 1 2 1 0 0 0 1 0 0 0 0 1 2 0 0 0 0 0 0 0																	
Luis Rivera, R OBP: 0.281, SLG: 0.283 Andy McGaffigan, R OBP: 0.088, SLG: 0.061 George Wright, S OBP: 0.248, SLG: 0.276 (1, 6) (6, 1) (9, PH) (9, 7)			0-0 F6		0-0 HR 2B 1-3 2-H	0-0 F9		0-3 K		3 1 1 1 0 0 1 0 0 0 0 0 0 0 1 0 0 0 0 1 0	AB 36 R 6 H 10 RBI 6 BB 2 SO 9 LOB 10																
Dann Bilardello, R OBP: 0.246, SLG: 0.285 (1, 2)			0-3 K		0-0 HR 2-H 3-H		0-0 F8		0-0 2B	4 2 2 3 0 1 0																	
Sergio Valdez, R OBP: 0.125, SLG: 0.125 Tim Burke, R OBP: 0.290, SLG: 0.243 (1, 1) (6, 1) (6, 4)			0-3 K		0-3 K		0-0 5-3		0-0 2B 2-H	2 0 0 0 0 2 0 0 0 0 0 0 0 0 2 0 1 1 0 0 0																	
<b>Inning Stats</b>	R: 0 E: 0 K: 1 S: 5	H: 0 LOB: 0 BB: 0 P: 5	R: 0 E: 0 K: 1 S: 5	H: 0 LOB: 0 BB: 0 P: 5	R: 0 E: 0 K: 2 S: 7	H: 0 LOB: 0 BB: 0 P: 7	R: 0 E: 0 K: 0 S: 4	H: 1 LOB: 1 BB: 0 P: 4	R: 4 E: 0 K: 2 S: 11	H: 4 LOB: 0 BB: 0 P: 11	R: 1 E: 0 K: 0 S: 4	H: 1 LOB: 1 BB: 1 P: 8	R: 0 E: 0 K: 0 S: 3	H: 1 LOB: 0 BB: 0 P: 3	R: 0 E: 0 K: 2 S: 8	H: 1 LOB: 2 BB: 1 P: 12	R: 1 E: 0 K: 1 S: 7	H: 2 LOB: 1 BB: 0 P: 7	1B: 6 2B: 3 3B: 0 HR: 1	SF: 0 SAC: 0 DP: 0 HBP: 0	WP: 0 PB: 0 SB: 2 CS: 1	PA: 39					
<b>PITCHER</b>	IP WLS BF H R ER SO BB IBB HBP BLK WP HR S P ERA WHIP																										
Kevin Gross, R ERA: 4.02 (1, 1)	6.0		25	6	5	5	6	1	0	0	0	0	1	36	40	7.50	1.167										
Tom Hume, R ERA: 2.76 (7, 1)	1.1		5	2	0	0	1	0	0	0	0	0	0	7	7	0.00	1.500										
Dan Schatzeder, L ERA: 3.38 (8, 1)	0.1		2	0	0	0	0	0	1	0	0	0	0	1	5	0.00	0.000										
Kent Tekulve, R ERA: 2.61 (8, 1)	1.1	L	6	2	1	1	2	0	0	0	0	0	0	10	10	6.75	1.500										

**Montreal Expos @ Philadelphia Phillies**  
 Veterans Stadium, Philadelphia, PA  
 Fri Oct 03 1986, 7:05 PM EDT  
 Att: 11,614 - Unknown

livebaseballscorecards.com



BOTTOM

Montreal Expos @ Philadelphia Phillies  
Veterans Stadium, Philadelphia, PA

AB	36
R	5
H	10
RBI	5
BB	3
SO	12
LOB	14



WP	1	PA	40
PB	0		
SB	3		
CS	0		

ERA	WHIP

Fri Oct 03 1986, 7:05 PM EDT  
Att. 11,614 - Unknown

AB R H RBI BB SO LOB

4 1 2 0 1 0 1

4 1 0 0 0 3 3

5 1 1 2 0 0 1

5 0 1 0 0 4 2

3 0 0 0 1 0 1

4 1 2 1 0 1 2

0 0 0 0 0 0 0

4 0 1 0 0 2 1

4 1 2 1 0 1 0

2 0 0 0 0 1 3

1 0 1 1 0 0 0

0 0 0 0 0 0 0

0 0 0 0 0 0 0

0 0 0 0 1 0 0

1B: 7 SF: 0

2B: 3 SAC: 0

3B: 0 DP: 1

HR: 0 HBP: 1







Batter	1	2	3	4	5	6	7	8	9	10	11	12	13	14	AB	R	H	RBI	BB	SO	LOB	BOTTOM
Jeff Stone, L OBP: 0.338, SLG: 0.407 (8, 8)	K		E9 3-1 1B		F7		E1		K		K				6	1	2	0	1	3	3	<p>3 0 0 0 1 0 1 1 1</p> <p>1 0 0 0 0 0 0 1 2</p> <p>0 0 0 0 0 0 0 0 0</p> <p>1 0 0 0 0 0 0 1 0</p> <p>0 0 0 0 0 0 0 0 0</p> <p>2 0 1 0 0 0 0 0 1</p>
Mill Thompson, L OBP: 0.312, SLG: 0.342 Gary Reardon, R OBP: 0.343, SLG: 0.432 Kent Tekulve, R OBP: 0.360, SLG: 0.360 Ron Roenicke, S OBP: 0.333, SLG: 0.200 Steve Bedrosian, R OBP: 0.333, SLG: 0.200 Dan Schatzeder, R OBP: 0.466, SLG: 1.054	K		3-1		F8		K			K		FC1-5 2B	F7		3	0	0	0	1	0	1	
Von Hayes, L OBP: 0.380, SLG: 0.482 (1, 3)	5-3				F6					F7		FC1-5 6-3 BB		F9	7	0	1	1	0	0	1	
Mike Schmidt, R OBP: 0.390, SLG: 0.548 (1, 5)		6-3	F9				4-3								6	1	2	0	1	1	1	
Glenn Wilson, R OBP: 0.319, SLG: 0.413 (1, 9)		K					F3			K			6-3		7	1	3	0	0	2	3	
Juan Samuel, R OBP: 0.302, SLG: 0.448 (1, 4)		F8					K								6	0	4	1	1	1	0	
John Russell, R OBP: 0.301, SLG: 0.446 (1, 2)															6	1	2	1	0	0	6	
Greg Legg, R OBP: 0.438, SLG: 0.500 Steve Jeltz, S OBP: 0.321, SLG: 0.264 (8, 6)															3	1	2	0	0	1	2	
Jeff Blittiger, R OBP: 0.333, SLG: 1.333 Chris James, R OBP: 0.298, SLG: 0.413 Charles Hudson, S OBP: 0.098, SLG: 0.047 Rick Schu, R OBP: 0.336, SLG: 0.451 Tom Hume, R OBP: 0.382, SLG: 0.297 (8, 7)															3	0	0	0	0	1	2	
															3	0	0	0	0	1	2	
															0	0	0	0	0	0	0	
															1	0	0	0	0	1	2	
															1	0	0	0	0	0	0	
															1	0	0	0	0	1	2	
															0	0	0	0	0	0	0	
															3	0	0	0	1	1	1	

Inning Stats	R: 0	H: 0	E: 0	K: 2	S: 7	LOB: 0	BB: 0	P: 7	R: 0	H: 0	E: 0	K: 1	S: 5	LOB: 0	BB: 0	P: 5	R: 3	H: 4	E: 1	K: 1	S: 9	LOB: 1	BB: 0	P: 9	R: 0	H: 2	E: 0	K: 2	S: 9	LOB: 2	BB: 0	P: 9	R: 0	H: 0	E: 0	K: 0	S: 3	LOB: 0	BB: 0	P: 3	R: 0	H: 2	E: 1	K: 1	S: 7	LOB: 2	BB: 0	P: 7	R: 1	H: 2	E: 0	K: 1	S: 7	LOB: 0	BB: 0	P: 7	R: 0	H: 0	E: 0	K: 1	S: 5	LOB: 0	BB: 0	P: 5	R: 0	H: 2	E: 1	K: 1	S: 7	LOB: 2	BB: 0	P: 7	R: 0	H: 0	E: 0	K: 1	S: 5	LOB: 0	BB: 0	P: 5	R: 0	H: 0	E: 0	K: 2	S: 7	LOB: 0	BB: 0	P: 7	R: 0	H: 2	E: 0	K: 1	S: 7	LOB: 3	BB: 1	P: 11	R: 0	H: 1	E: 0	K: 0	S: 4	LOB: 3	BB: 2	P: 12	R: 0	H: 0	E: 0	K: 2	S: 7	LOB: 1	BB: 1	P: 11	R: 1	H: 4	E: 0	K: 0	S: 5	LOB: 2	BB: 0	P: 5	R: 1	H: 4	E: 0	K: 0	S: 5	LOB: 2	BB: 0	P: 5	1B: 15	SF: 0	2B: 1	SAC: 1	3B: 1	DP: 0	HR: 0	HBP: 0	WP: 0	PA: 61
PITCHER	IP	WLS	BF	H	R	ER	SO	BB	IBB	HBP	BLK	WP	HR	S	P	ERA	WHIP																																																																																																																									
Jay Tibbs, R ERA: 3.97	(1, 1)	5.0	21	6	3	3	6	0	0	0	0	0	0	0	33	33	5.40	1.200																																																																																																																								
Curt Brown, R ERA: 3.09	(6, 1)	1.2	7	2	0	0	1	0	0	0	0	0	0	9	9	0.00	1.200																																																																																																																									
Bob McClure, L ERA: 3.26	(7, 1)	0.2	2	0	0	0	1	0	0	0	0	0	0	4	4	0.00	0.000																																																																																																																									
Jeff Reardon, R ERA: 3.94	(8, 1)	0.2	4	2	1	1	1	0	0	0	0	0	0	6	6	13.50	3.000																																																																																																																									
Randy St. Claire, R ERA: 2.45	(9, 1)	2.0	6	0	0	0	3	0	0	0	0	0	0	12	12	0.00	0.000																																																																																																																									
PITCHER	IP	WLS	BF	H	R	ER	SO	BB	IBB	HBP	BLK	WP	HR	S	P	ERA	WHIP																																																																																																																									
Andy McGaffigan, R ERA: 2.65	(11, 1)	1.1	8	3	0	0	1	0	0	0	0	0	0	13	13	0.00	2.250																																																																																																																									
Bert Roberge, R ERA: 6.26	(12, 1)	2.1	13	4	1	1	2	2	1	0	0	0	0	14	26	3.86	2.571																																																																																																																									

Montreal Expos @ Philadelphia Phillies  
Veterans Stadium, Philadelphia, PA  
Sat Oct 04 1986, 7:05 PM EDT  
Att. 16,796 - Unknown

AB	56
R	5
H	17
RBI	4
BB	4
SO	15
LOB	27







BOTTOM

Montreal Expos @ Philadelphia Phillies  
Veterans Stadium, Philadelphia, PA  
Sun Oct 05 1986, 3:33 AM EDT  
Att: 25,293 - Unknown

livebaseballscorecards.com

AB 34  
R 2  
H 7  
RBI 1  
BB 2  
SO 9  
LOB 13



WP: 0 PA: 39  
PB: 1  
SB: 2  
CS: 0

AB R H RBI BB SO LOB

4	0	1	0	0	2	0
3	0	1	0	1	0	0
5	0	1	0	0	1	2
4	0	1	0	0	0	4
3	1	0	0	1	2	1
4	0	2	0	0	0	0
2	0	0	0	0	1	0
0	0	0	1	0	0	0
1	0	0	0	0	0	2
3	0	0	0	0	2	1
1	0	0	0	0	0	2
0	0	0	0	0	0	0
3	0	0	0	0	1	1
1	1	1	0	0	0	0

Batter	1	2	3	4	5	6	7	8	9	10
Milt Thompson, L (1, 8) OBP: 0.311, SLG: 0.341	0-3 K			0-0 5-3		0-0 1B S 1B		0-3 K		0-0 SH SH1-4
Jeff Stone, L (1, 7) OBP: 0.341, SLG: 0.406	0-0 3-1			0-0 FC2-4-5 1B		4-0 1B 1-2 BB		0-0 5-3		0-0 SH1-4
Rick Schu, R (1, 5) OBP: 0.335, SLG: 0.447	0-3 K			0-3 FC2-4-5 1-3 1B		0-0 1-2 2-3 1B		0-0 4-3		0-0 PB
Von Hayes, L (1, 3) OBP: 0.379, SLG: 0.480		0-0 4-3		0-0 F9		0-0 F6			0-0 FC1-6 1B	
Ron Roenicke, S (1, 9) OBP: 0.381, SLG: 0.356		0-3 K			0-3 K		4-0 1B SF8 BB		0-0 FC1-6 1B 1-2f	
Greg Legg, R (1, 4) OBP: 0.450, SLG: 0.500		0-0 5-3			0-0 F8		0-0 1-3 1B		0-0 1-2 1B	
Ronn Reynolds, R (1, 2) OBP: 0.242, SLG: 0.317			0-3 K		0-0 6-3		0-0 SF8		0-0 F5	
Greg Gross, L (7, PH) OBP: 0.379, SLG: 0.297							3-H			
John Russell, R (8, 2) OBP: 0.300, SLG: 0.444							0-0 F7		0-0 F5	
Steve Jeltz, S (1, 6) OBP: 0.320, SLG: 0.262			0-3 K2-3		0-3 K		0-0 F5			
Mike Schmidt, R (9, PH) OBP: 0.390, SLG: 0.547										
Dan Schatzeder, L (10, 1) OBP: 0.484, SLG: 0.654										
Bruce Ruffin, S (1, 1) OBP: 0.073, SLG: 0.091			0-0 G3		0-3 K		0-0 F5			0-0 SH1-4 SH PB 1B
Luis Aguayo, R (10, 6) OBP: 0.267, SLG: 0.361										

Inning Stats	R: 0	H: 0	E: 0	K: 2	S: 7	R: 0	H: 0	E: 0	K: 2	S: 7	R: 0	H: 0	E: 0	K: 2	S: 7	R: 0	H: 1	E: 0	K: 0	S: 6	R: 0	H: 0	E: 0	K: 1	S: 5	R: 0	H: 2	E: 0	K: 2	S: 9	R: 1	H: 1	E: 0	K: 0	S: 4	R: 0	H: 0	E: 0	K: 1	S: 5	R: 0	H: 2	E: 0	K: 0	S: 5	R: 0	H: 2	E: 0	K: 0	S: 5	R: 1	H: 1	E: 0	K: 0	S: 3	1B: 7	2B: 0	3B: 0	HR: 0	SF: 1	SAC: 2	DP: 0	HBP: 0	WP: 0	PA: 39
--------------	------	------	------	------	------	------	------	------	------	------	------	------	------	------	------	------	------	------	------	------	------	------	------	------	------	------	------	------	------	------	------	------	------	------	------	------	------	------	------	------	------	------	------	------	------	------	------	------	------	------	------	------	------	------	------	-------	-------	-------	-------	-------	--------	-------	--------	-------	--------

PITCHER	IP	WLS	BF	H	R	ER	SO	BB	IBB	HBP	BLK	WP	HR	S	P	ERA	WHIP
Bob Sebra, R (1, 1) ERA: 3.55	7.0		27	4	1	1	9	2	0	0	0	0	0	43	51	1.29	0.857
Bob McClure, L (8, 1) ERA: 3.2	1.1		6	2	0	0	1	0	0	0	0	0	0	8	8	0.00	1.500
Randy St. Claire, R (9, 1) ERA: 2.37	0.2	L	2	0	0	0	0	0	0	0	0	0	0	2	2	0.00	0.000
Curt Brown, R (10, 1) ERA: 3.0	0.1	L	4	1	1	0	0	0	0	0	0	0	0	3	3	0.00	3.000