

Philadelphia Phillies - 1986

Batter	1	2	3	4	5	6	7	8	9	AB	R	H	RBI	BB	SO	LOB	TOP			
Gary Redus, R OBP: 0.200, SLG: 0.400 (1, 7)										5	1	1	0	0	1	0	Philadelphia Phillies @ Cincinnati Reds Riverfront Stadium, Cincinnati, OH Mon Apr 07 1986, 3:33 AM EST Att: 54,960 - Unknown livebaseballscores.com			
Milt Thompson, L (1, 8)										3	1	0	0	0	0	0				
Juan Samuel, R (1, 4)										4	0	0	0	0	0	2				
Mike Schmidt, R OBP: 0.750, SLG: 2.000 (1, 5)										3	2	2	1	1	0	0				
Glenn Wilson, R (1, 9)										3	0	0	1	0	0	1				
Von Hayes, L OBP: 0.500, SLG: 1.000 (1, 3)										4	0	2	2	0	0	1				
Darren Daulton, L (1, 2)										3	0	0	0	1	0	2				
Steve Jeltz, S OBP: 0.750, SLG: 0.667 (1, 6)										3	0	2	0	1	1	0				
Steve Carlton, L (1, 1)										2	0	0	0	0	0	4				
Larry Andersen, R (5, 1)										0	0	0	0	0	0	0				
Joe Lefebvre, L (6, PH)										1	0	0	0	0	0	2				
Charles Hudson, S (6, 1)										0	0	0	0	0	0	0				
Greg Gross, L (9, PH)										1	0	0	0	0	0	0				
Inning Stats	R: 3 E: 1 K: 0 S: 7	H: 3 LOB: 3 BB: 2 P: 15	R: 0 E: 0 K: 0 S: 3	H: 0 LOB: 0 BB: 0 P: 3	R: 1 E: 0 K: 0 S: 4	H: 1 LOB: 0 BB: 0 P: 4	R: 0 E: 0 K: 0 S: 3	H: 1 LOB: 0 BB: 0 P: 3	R: 0 E: 0 K: 0 S: 4	H: 1 LOB: 2 BB: 1 P: 8	R: 0 E: 0 K: 0 S: 5	H: 0 LOB: 0 BB: 0 P: 5	R: 0 E: 0 K: 0 S: 4	H: 1 LOB: 1 BB: 0 P: 4	R: 0 E: 0 K: 1 S: 5	H: 0 LOB: 0 BB: 0 P: 5	1B: 2 2B: 4 3B: 0 HR: 1	SF: 1 SAC: 1 DP: 1 HBP: 0	WP: 0 PB: 0 SB: 1 CS: 0	PA: 37
PITCHER	IP WLS BF H R ER SO BB IBB HBP BLK WP HR S P ERA WHIP																			
Mario Soto, R ERA: 1.59 (1, 1)	5.2 W 26 6 4 1 0 2 2 1 0 0 0 1 23 35 1.59 1.412																			
Ron Robinson, R ERA: (6, 1)	3.1 S 11 1 0 0 2 0 0 0 0 0 0 0 15 15 0.00 0.300																			


Batter	1	2	3	4	5	6	7	8	9	AB	R	H	RBI	BB	SO	LOB	BOTTOM			
Eric Davis, R OBP: 0.200, SLG: 0.800 (1, 8)										5	1	1	3	0	0	2	Philadelphia Phillies @ Cincinnati Reds Riverfront Stadium, Cincinnati, OH Mon Apr 07 1986, 3:33 AM EST Att: 54,960 - Unknown livebaseballscores.com			
Buddy Bell, R OBP: 0.250, SLG: 0.250 (1, 5)										4	0	1	0	0	0	0				
Dave Parker, L OBP: 0.750, SLG: 2.000 (1, 9)										4	1	3	1	0	0	1				
Nick Esasky, R (1, 3)										3	1	0	0	1	0	2				
Tracy Jones, R OBP: 0.667, SLG: 0.500 (1, 7)										2	1	1	0	1	0	0				
Eddie Milner, L (6, 8)										1	0	0	0	0	0	1				
Dave Concepcion, R OBP: 0.500, SLG: 0.500 (1, 6)										4	1	2	1	0	0	2				
Bo Diaz, R OBP: 0.750, SLG: 0.750 (1, 2)										4	1	3	1	0	0	2				
Ron Oester, S OBP: 0.500, SLG: 0.500 (1, 4)										4	0	2	1	0	1	3				
Mario Soto, R (1, 1)										2	1	0	0	0	0	2				
Ron Robinson, R (6, 1)										2	0	0	0	0	0	2				
Inning Stats	R: 0 E: 0 K: 0 S: 4	H: 1 LOB: 1 BB: 0 P: 4	R: 4 E: 0 K: 0 S: 8	H: 5 LOB: 1 BB: 0 P: 8	R: 1 E: 0 K: 0 S: 4	H: 1 LOB: 1 BB: 1 P: 8	R: 0 E: 0 K: 0 S: 3	H: 0 LOB: 0 BB: 0 P: 3	R: 2 E: 0 K: 1 S: 7	H: 3 LOB: 2 BB: 1 P: 11	R: 0 E: 0 K: 0 S: 3	H: 0 LOB: 0 BB: 0 P: 3	R: 0 E: 0 K: 0 S: 4	H: 1 LOB: 1 BB: 0 P: 4	R: 0 E: 0 K: 0 S: 4	H: 2 LOB: 1 BB: 0 P: 4	1B: 9 2B: 3 3B: 0 HR: 2	SF: 0 SAC: 0 DP: 2 HBP: 0	WP: 0 PB: 0 SB: 1 CS: 1	PA: 37
PITCHER	IP WLS BF H R ER SO BB IBB HBP BLK WP HR S P ERA WHIP																			
Steve Carlton, L ERA: 15.75 (1, 1)	4.0 L 23 9 7 7 0 2 2 0 0 0 0 2 21 29 15.75 2.750																			
Larry Andersen, R ERA: (5, 1)	1.0 3 1 0 0 1 0 0 0 0 0 0 0 5 5 0.00 1.000																			
Charles Hudson, R ERA: (6, 1)	3.0 11 3 0 0 0 0 0 0 0 0 0 0 11 11 0.00 1.000																			

Batter	1	2	3	4	5	6	7	8	9	10	11	AB	R	H	RBI	BB	SO	LOB				
Gary Redus, R OBP: 0.273, SLG: 0.364 (1, 7)	F7		G1-6-3 1B			6-3			1B SH2-3	K2-1-2	FC6-4	6	0	2	1	0	1	4				
Milt Thompson, L Garry Maddox, R OBP: 1.000, SLG: 1.000 (11, PH) (11, 8)	4-3		G1-6-3			4-3			SH2-3		F7 1B SF8	3	0	0	0	0	0	2				
Juan Samuel, R OBP: 0.111, SLG: 0.111 (1, 4)	K					F7			F8		SF8 F7 E 1B	5	1	1	0	0	1	1				
Mike Schmidt, R OBP: 0.556, SLG: 1.000 (1, 5)		F9							F9		F7	3	0	0	0	2	0	2				
Glenn Wilson, R OBP: 0.111, SLG: 0.143 (1, 9)		6-3				F9			F7		SF8	4	0	1	1	0	0	1				
Von Hayes, L OBP: 0.222, SLG: 0.444 Greg Gross, L (11, PR) (11, 3)		G3				F5			F8		E5 HR	5	0	0	0	0	0	4				
John Russell, R OBP: 0.400, SLG: 1.000 (1, 2)			K			K			F5		WP K2-1-2 1B HR	5	1	2	2	0	2	0				
Steve Jeltz, S OBP: 0.625, SLG: 0.400 (1, 6)			SH 1B BB			6-3			F8		SH1-4 BB BB	2	1	0	0	2	0	0				
Shane Rawley, R Luis Aguayo, R Steve Bedrosian, R (11, 1) (10, PH) (10, 1)			SH 1B			1-3			K		FC6-4 BB	2	0	0	0	0	1	0				
Inning Stats	R: 0 E: 0 K: 1 S: 5	H: 0 LOB: 0 BB: 0 P: 5	R: 0 E: 0 K: 0 S: 3	H: 0 LOB: 0 BB: 0 P: 3	R: 1 E: 1 K: 1 S: 6	H: 1 LOB: 1 BB: 1 P: 10	R: 0 E: 0 K: 0 S: 3	H: 0 LOB: 1 BB: 0 P: 7	R: 0 E: 0 K: 1 S: 5	H: 0 LOB: 0 BB: 0 P: 5	R: 0 E: 0 K: 0 S: 3	H: 0 LOB: 0 BB: 0 P: 3	R: 0 E: 0 K: 1 S: 5	H: 2 LOB: 3 BB: 1 P: 9	R: 0 E: 0 K: 1 S: 5	H: 1 LOB: 2 BB: 1 P: 9	R: 4 E: 1 K: 0 S: 7	H: 3 LOB: 2 BB: 2 P: 15	1B: 6 2B: 1 3B: 0 HR: 1	SF: 1 SAC: 3 DP: 2 HBP: 0	WP: 1 PB: 0 SB: 0 CS: 0	PA: 46
PITCHER	IP ERA WLS BF H R ER SO BB IBB HBP BLK WP HR S P ERA WHIP	8.0 1.13 2.0 10 3 0 0 1 1 1 0 0 1 0 10 18 0.00 2.000	0.2 L 8 3 4 1 0 2 0 0 0 0 1 6 14 13.50 7.500	0.1 1 0 0 0 0 0 0 0 0 0 0 0 0 1 1 0.00 0.000																		

Philadelphia Phillies @ Cincinnati Reds
Riverfront Stadium, Cincinnati, OH
Wed Apr 09 1986, 6:05 PM EST
Att: 11,411 - Unknown

livebaseballscorecards.com

AB 36
R 5
H 7
RBI 4
BB 6
SO 5
LOB 14




Batter	1	2	3	4	5	6	7	8	9	10	11	AB	R	H	RBI	BB	SO	LOB				
Eric Davis, R OBP: 0.200, SLG: 0.800 (1, 8)	HR		F3			F9			F8		6-3	5	1	1	1	0	0	1				
Buddy Bell, R OBP: 0.111, SLG: 0.111 (1, 5)	F9		5-3			F3			F3		F9	5	0	0	0	0	0	1				
Dave Parker, L OBP: 0.444, SLG: 1.000 (1, 9)	K					E1 E BB			G3		BB 1B 1B	5	1	1	0	0	2	0				
Nick Esasky, R OBP: 0.333, SLG: 0.143 (1, 3)	4-3					F9			F8		BB 1B 1B	4	1	1	0	1	0	0				
Tracy Jones, R OBP: 0.571, SLG: 0.687 Kal Daniels, L (11, PH) (1, 7)			5-3 1B			5-3			E5		FC1-5 1B BB	4	0	2	0	0	0	2				
Dave Concepcion, R OBP: 0.444, SLG: 0.375 (1, 6)		F9				G3			6-3		FC1-5 1B	4	0	1	2	1	0	4				
Bo Diaz, R OBP: 0.444, SLG: 0.444 Max Venable, L (11, PR) (1, 2)		5-3				FC5-4 1B			6-3		FC1-5	5	0	1	0	0	0	5				
Ron Oester, S OBP: 0.333, SLG: 0.333 (1, 4)		4-3				FC5-4 FC6-4			F9		K	5	0	1	0	0	1	4				
Tom Browning, L John Franco, L Eddie Milner, L Ted Power, R Scott Terry, R Paul O'Neill, L (11, 1) (9, 1) (10, PH) (11, 1) (11, 1) (11, PH)			K			FC6-4			K		B2	3	0	0	0	0	0	2				
Inning Stats	R: 1 E: 0 K: 1 S: 6	H: 1 LOB: 0 BB: 0 P: 6	R: 0 E: 0 K: 0 S: 4	H: 1 LOB: 1 BB: 0 P: 4	R: 0 E: 0 K: 1 S: 5	H: 0 LOB: 0 BB: 0 P: 5	R: 0 E: 0 K: 1 S: 5	H: 0 LOB: 0 BB: 0 P: 5	R: 0 E: 0 K: 0 S: 3	H: 0 LOB: 3 BB: 1 P: 9	R: 0 E: 0 K: 1 S: 5	H: 0 LOB: 0 BB: 0 P: 5	R: 0 E: 0 K: 0 S: 3	H: 1 LOB: 1 BB: 1 P: 7	R: 0 E: 0 K: 0 S: 4	H: 1 LOB: 1 BB: 0 P: 4	R: 2 E: 0 K: 2 S: 10	H: 3 LOB: 2 BB: 1 P: 14	1B: 6 2B: 1 3B: 0 HR: 1	SF: 0 SAC: 0 DP: 1 HBP: 0	WP: 0 PB: 0 SB: 1 CS: 0	PA: 45
PITCHER	IP ERA WLS BF H R ER SO BB IBB HBP BLK WP HR S P ERA WHIP	9.0 1.0 2.0 34 4 2 2 2 1 0 0 0 0 0 14 18 1.00 0.556	2.0 W 11 4 2 2 2 1 0 0 0 0 0 0 14 18 9.00 2.500																			

Philadelphia Phillies @ Cincinnati Reds
Riverfront Stadium, Cincinnati, OH
Wed Apr 09 1986, 6:05 PM EST
Att: 11,411 - Unknown

livebaseballscorecards.com

AB 42
R 3
H 8
RBI 3
BB 3
SO 6
LOB 21



Batter	1	2	3	4	5	6	7	8	9	10	11	12	13	14	AB	R	H	RBI	BB	SO	LOB	TOP	
Lenny Dykstra, L OBP: 0.500, SLG: 0.385 (1, 8)															5	1	4	2	1	0	1		
Tim Teufel, R OBP: 0.375, SLG: 0.429 (9, 5)															7	0	2	3	1	0	6		
Keith Hernandez, L OBP: 0.333, SLG: 0.375 (1, 3)															7	0	0	0	0	1	10		
Gary Carter, R OBP: 0.375, SLG: 0.571 (1, 2)															6	1	2	0	1	0	3		
Darryl Strawberry, L OBP: 0.375, SLG: 0.333 (1, 9)															6	0	0	0	1	3	3		
George Foster, R OBP: 0.364, SLG: 0.455 (1, 7)															7	1	3	0	0	1	1		
Ray Knight, R OBP: 0.680, SLG: 1.400 Jesse Orosco, R Randy Niemann, L (12, 1)															5	3	3	2	0	0	1		
Rafael Santana, R OBP: 0.200, SLG: 0.154 (1, 6)															6	1	1	0	1	1	2		
Sid Fernandez, L Ed Lynch, R Kevin Mitchell, R Danny Heep, L Bruce Berenyi, R Howard Johnson, S Randy McDowell, R Wally Backman, S (1, 13)															2	0	1	0	0	0	0		
Inning Stats	R: 1 E: 0 K: 0 S: 4	H: 1 LOB: 0 BB: 0 P: 8	R: 0 E: 0 K: 2 S: 8	H: 1 LOB: 0 BB: 0 P: 4	R: 0 E: 0 K: 1 S: 6	H: 1 LOB: 1 BB: 0 P: 6	R: 0 E: 0 K: 1 S: 5	H: 1 LOB: 1 BB: 0 P: 4	R: 0 E: 0 K: 1 S: 5	H: 3 LOB: 3 BB: 0 P: 7	R: 4 E: 0 K: 0 S: 12	H: 5 LOB: 3 BB: 1 P: 17	R: 0 E: 0 K: 0 S: 3	H: 1 LOB: 2 BB: 2 P: 11	R: 0 E: 0 K: 0 S: 3	H: 0 LOB: 1 BB: 1 P: 7	R: 1 E: 0 K: 1 S: 7	H: 3 LOB: 1 BB: 0 P: 7	1B: 16 2B: 2 3B: 0 HR: 1	SF: 0 SAC: 2 DP: 4 HBP: 1	WP: 1 PB: 0 CS: 0	PA: 66	
PITCHER	IP 6.1	WLS 26	BF 8	H 3	R 3	ER 3	SO 4	BB 0	IBB 0	HBP 0	BLK 0	WP 0	HR 1	S 34	P 34	ERA 8.71	WHIP 4.26						
Steve Carlton, L ERA: 8.71																							
Kent Tekulve, R ERA: 7.1	0.1	3	1	0	0	0	0	0	0	0	0	0	0	3	3	0.00	3.000						
Don Carman, L ERA: 12.0	1.0	10	5	4	4	2	0	1	1	0	0	0	0	12	17	36.00	5.000						
Dave Stewart, R ERA: 8.1	0.1	1	0	0	0	0	0	0	0	0	0	0	0	1	1	0.00	0.000						
Steve Bedrosian, R ERA: 9.0	1.0	3	0	0	0	0	0	0	0	0	0	0	0	3	3	0.00	0.000						

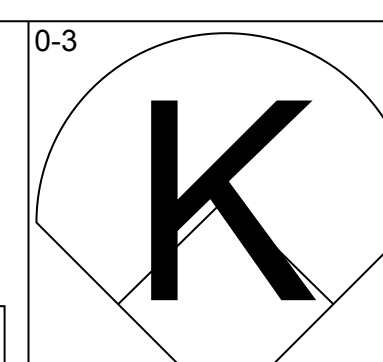
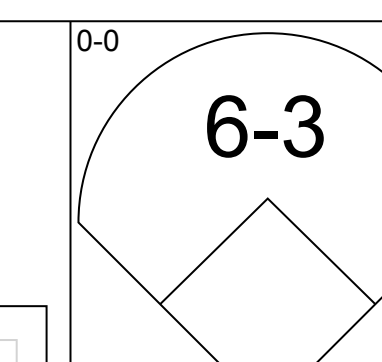
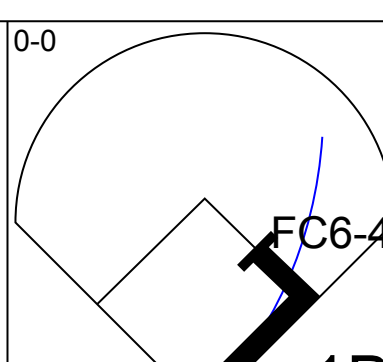
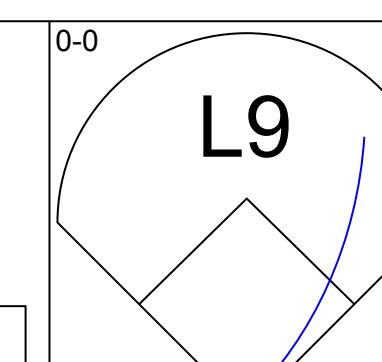
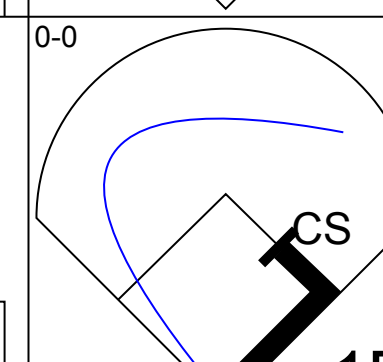
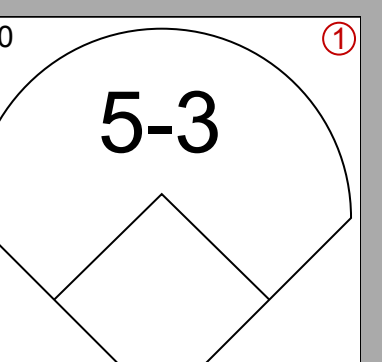
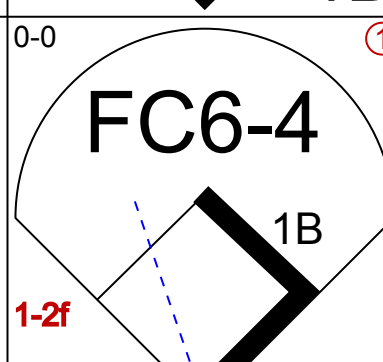
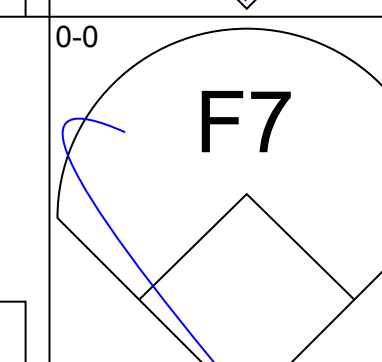
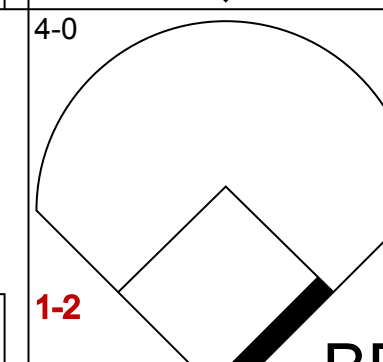
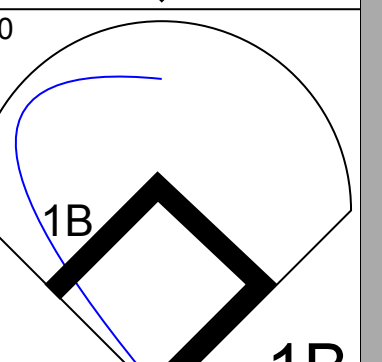
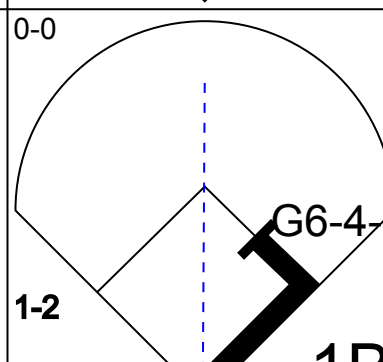
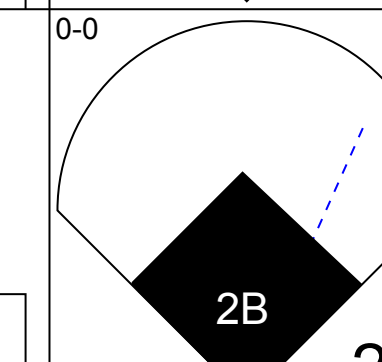
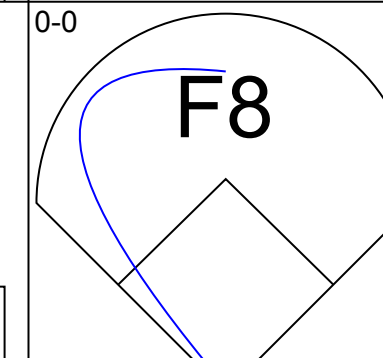
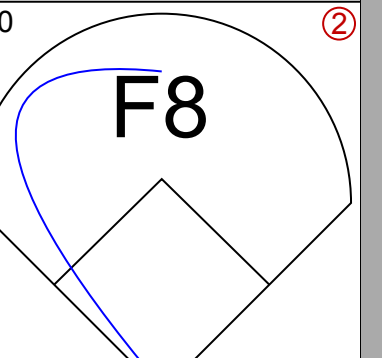
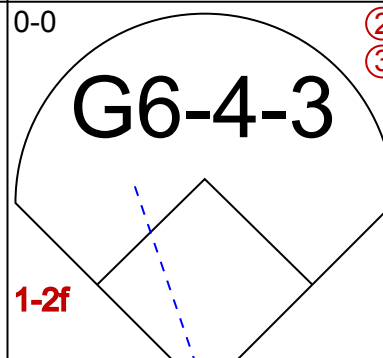
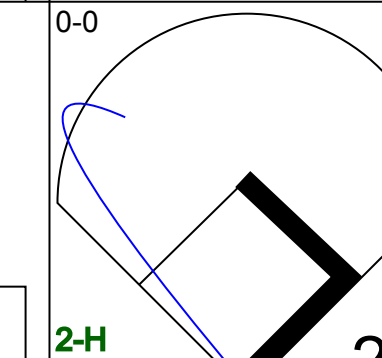
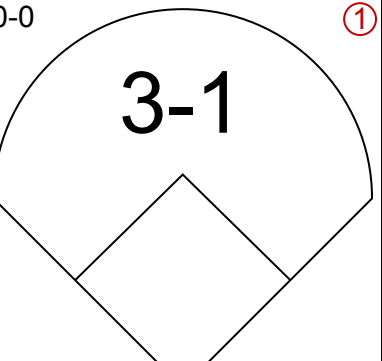
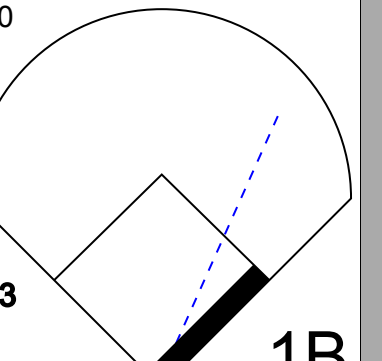
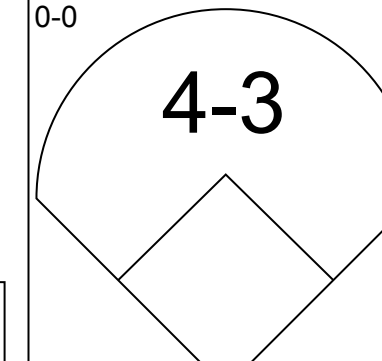
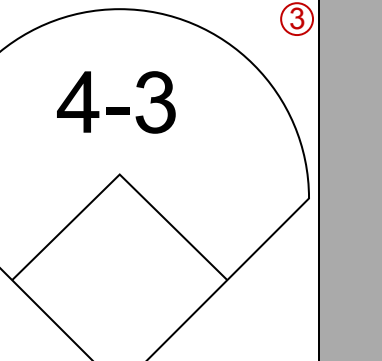

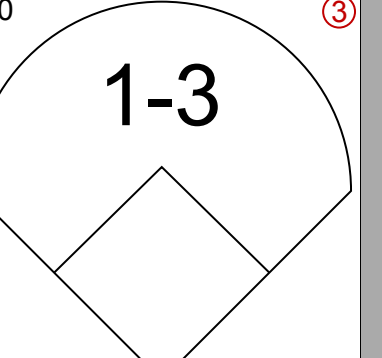
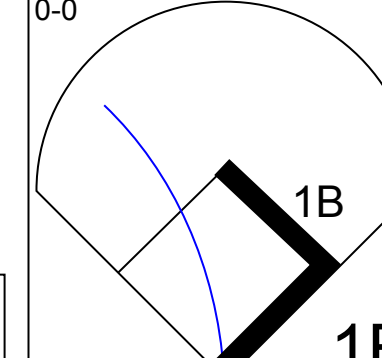
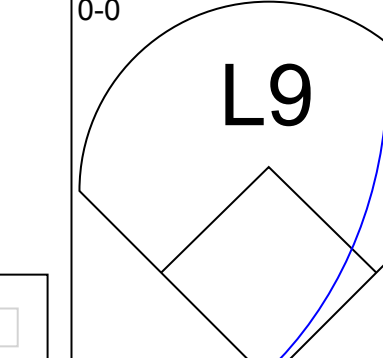

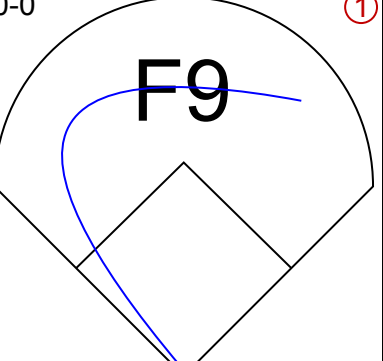
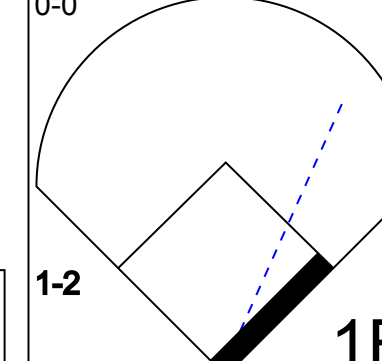
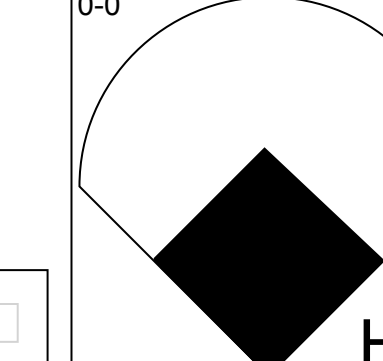
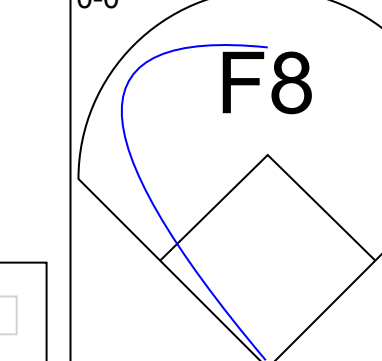
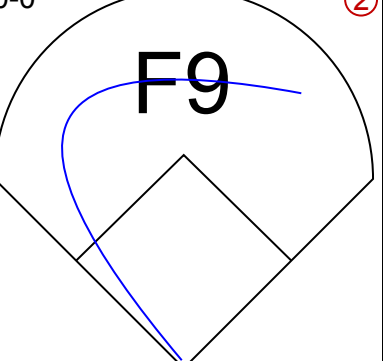
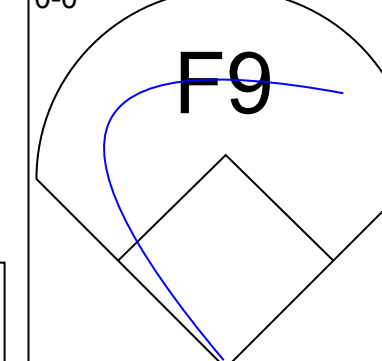
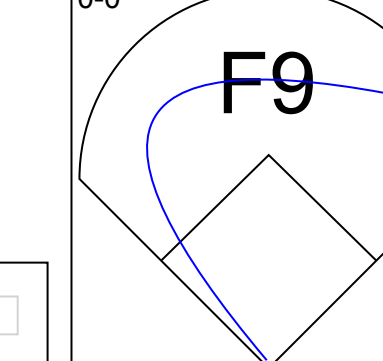
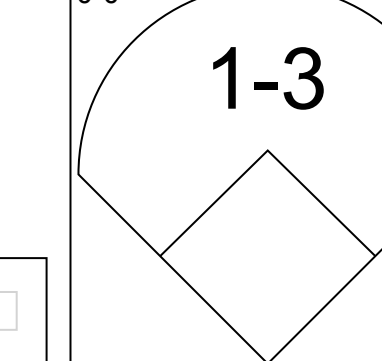
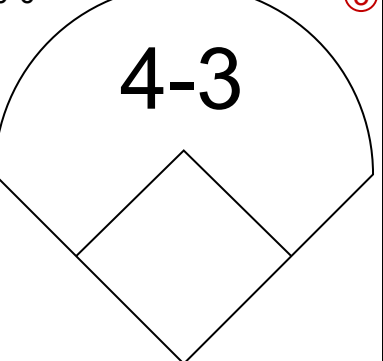
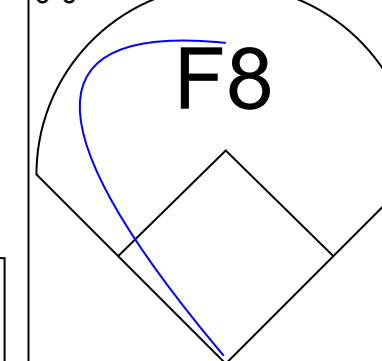
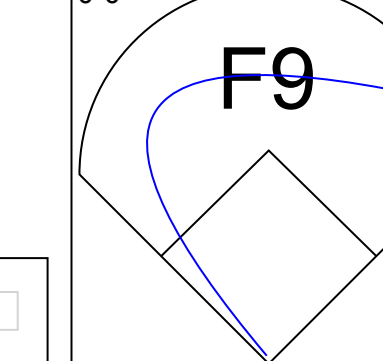
New York Mets @ Philadelphia Phillies
Veterans Stadium, Philadelphia, PA
Sat Apr 12 1986, 3:33 AM EST
Att. 22,737 - Unknown

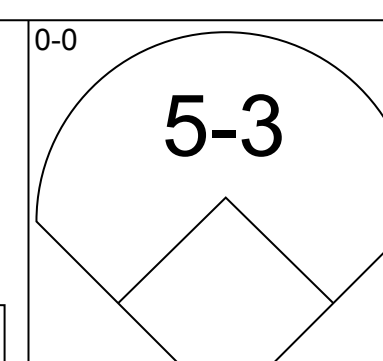
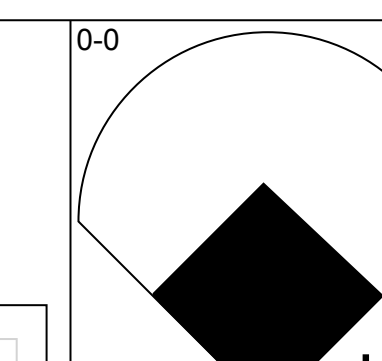
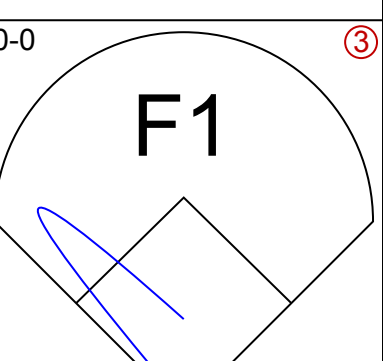
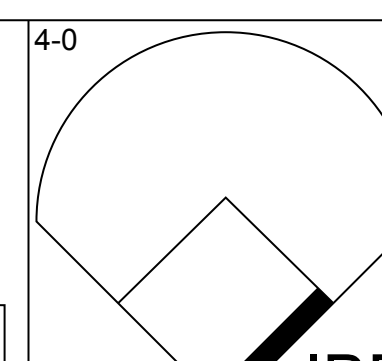
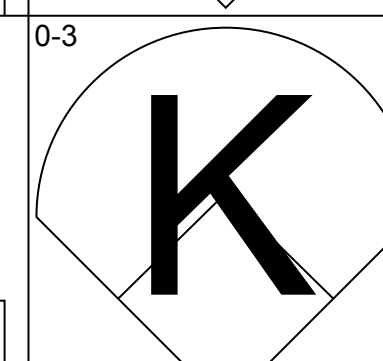
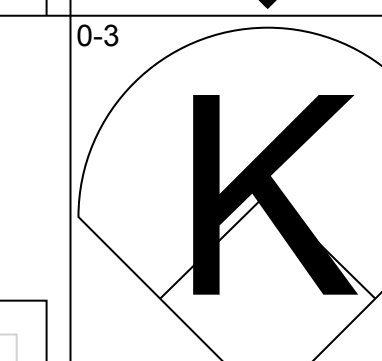
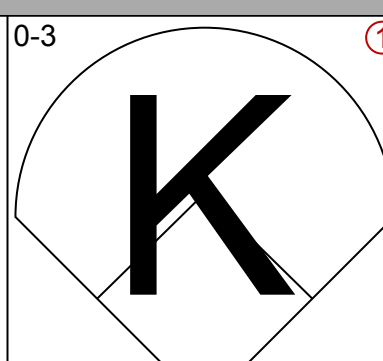
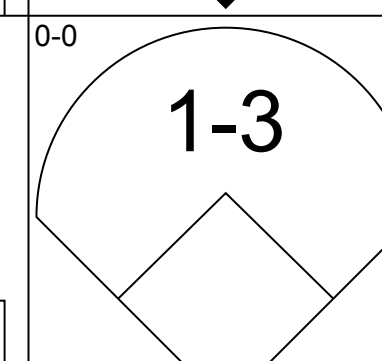
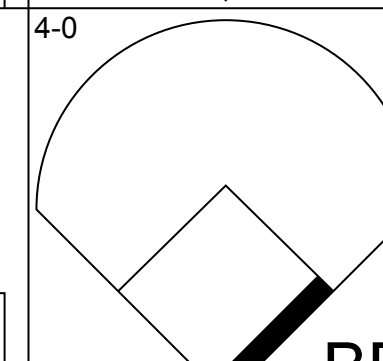
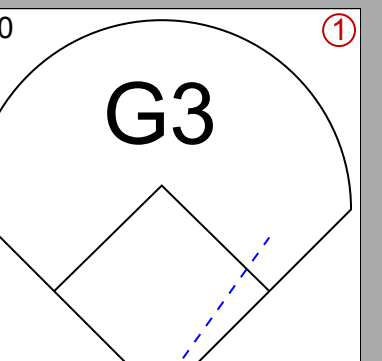
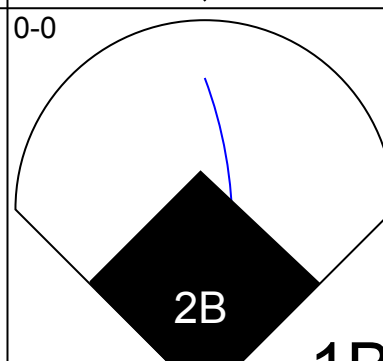
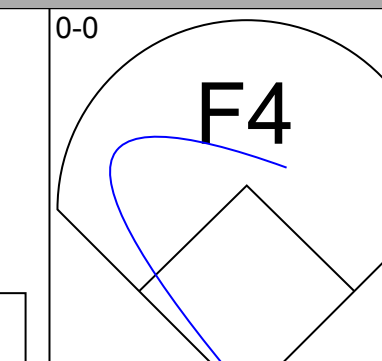
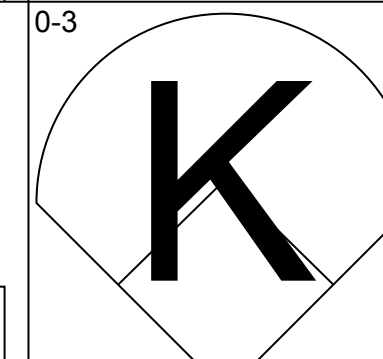
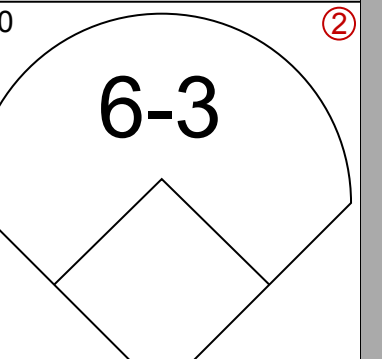
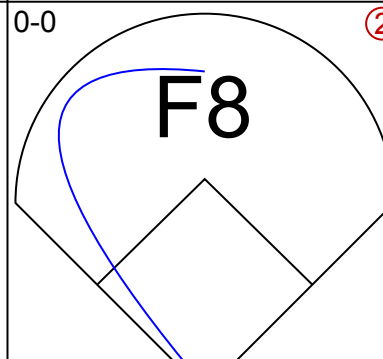
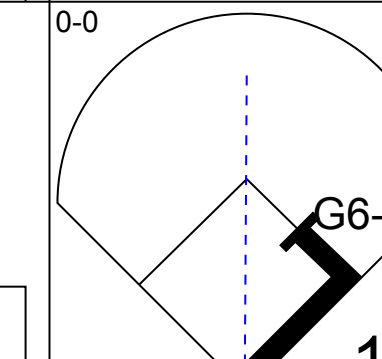
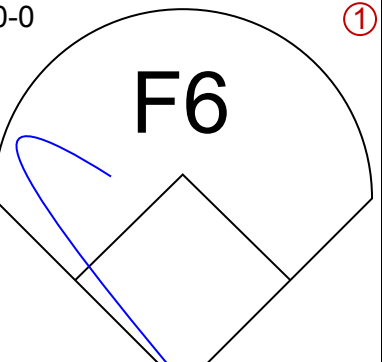
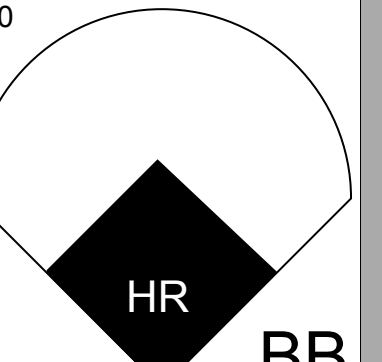
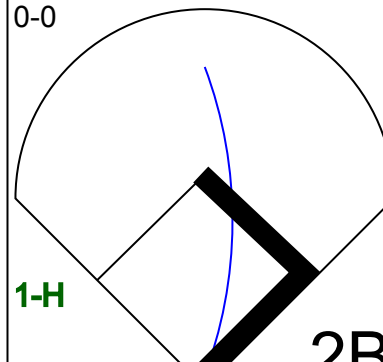
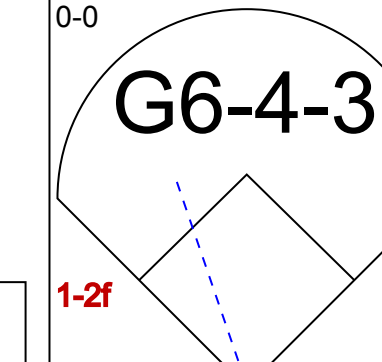

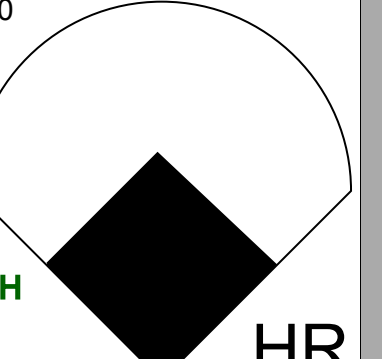
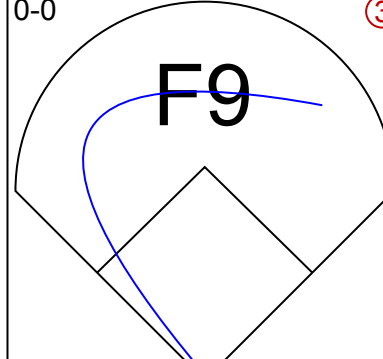

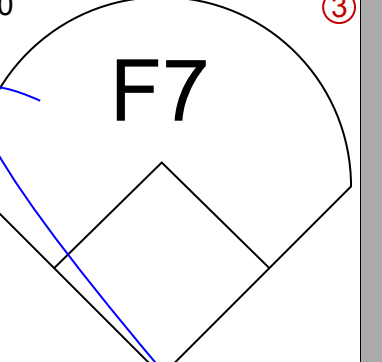
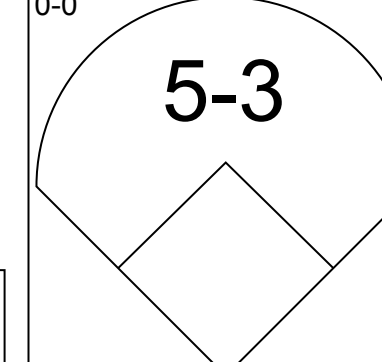
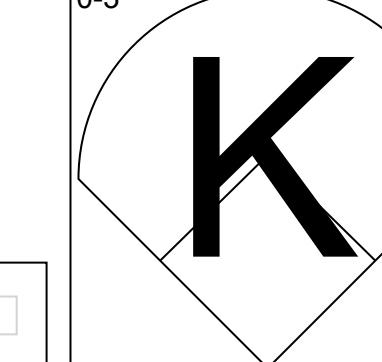
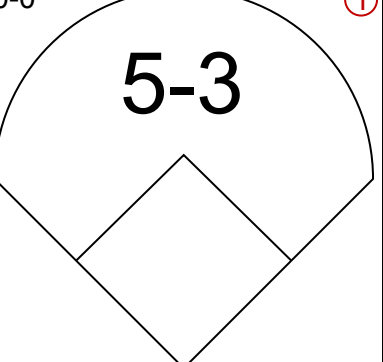
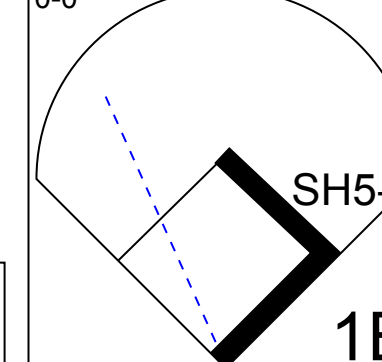

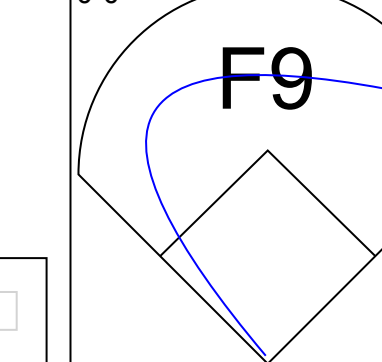
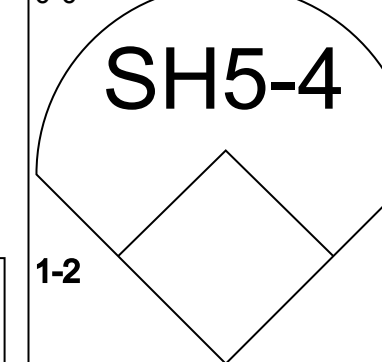
AB 56
R 8
H 19
RBI 8
BB 7
SO 7
LOB 31

Batter	1	2	3	4	5	6	7	8	9	10	11	12	13	14	AB	R	H	RBI	BB	SO	LOB	BOTTOM		
Gary Redus, R OBP: 0.417, SLG: 0.400 (1, 7)															5	0	1	0	3	2	4			
Milt Thompson, L OBP: 0.118, SLG: 0.118 Dave Rucker, L Larry Andersen, R (10, 1)															6	2	2	0	0	2	5			
Darren Daulton, L OBP: 0.444, SLG: 0.667 Charles Hudson, S (14, 1)															0	0	0	0	0	0	0			
Juan Samuel, R OBP: 0.375, SLG: 0.357 Luis Aguayo, R OBP: 0.288, SLG: 0.167 (6, 4)															1	0	0	0	1	0	0			
Mike Schmidt, R OBP: 0.500, SLG: 0.611 (8, 5)															7	2	4	2	1	0	2			
Glenn Wilson, R OBP: 0.318, SLG: 0.188 (1, 9)															5	2	1	0	3	0	4			
John Russell, R OBP: 0.500, SLG: 0.692 (1, 2)															7	0	3	2	1	2	3			
Rick Schu, R OBP: 0.368, SLG: 0.588 (8, 3)															3	0	0	0	0	1	4			
Steve Jeltz, S OBP: 0.500, SLG: 0.467 (1, 6)															6	2	3	3	2	0	5			
Bruce Berenyi, R Randy Niemann, L Garry Martinez, R (12, 1)															2	0	0	0	0	0	0			
Inning Stats	R: 0 E: 0 K: 1 S: 5	H: 0 LOB: 0 BB: 0 P: 5	R: 0 E: 0 K: 0 S: 3	H: 0 LOB: 1 BB: 1 P: 7	R: 2 E: 0 K: 1 S: 7	H: 2 LOB: 2 BB: 2 P: 15	R: 0 E: 0 K: 1 S: 6	H: 1 LOB: 1 BB: 0 P: 6	R: 0 E: 0 K: 0 S: 5	H: 2 LOB: 2 BB: 0 P: 5	R: 3 E: 1 K: 2 S: 10	H: 2 LOB: 1 BB: 1 P: 9	R: 0 E: 0 K: 0 S: 3	H: 1 LOB: 2 BB: 1 P: 8	R: 0 E: 0 K: 0 S: 3	H: 1 LOB: 0 BB: 0 P: 3	R: 0 E: 0 K: 0 S: 4	H: 1 LOB: 3 BB: 2 P: 12	R: 2 E: 0 K: 0 S: 4	H: 4 LOB: 3 BB: 1 P: 8	1B: 16 2B: 0 3B: 1 HR: 0	SF: 0 SAC: 2 DP: 1 HBP: 0	WP: 0 PB: 0 CS: 0	PA: 71
PITCHER	IP 4.1	WLS 23	BF 2	H 4	R 4	ER 4	SO 4	BB 7	IBB 0	HBP 0	BLK 0	WP 0	HR 0	S 24	P 52	ERA 8.31	WHIP 2.077							
Sid Fernandez, L ERA: 8.31																								
Ed Lynch, R ERA: 7.1	1.2	7	2	0	0	1	0	0	0	0	0	0	0	9	9	0.00	1.200							
Bruce Berenyi, R ERA: 8.1	1.0	5	2	0	0	0	0	0	0	0	0	0	0	5	5	0.00	2.000							
Roger McDowell, R ERA: 7.71	1.1	9	3	3	2	1	1	0	0	0	0	0	0	10	14	13.50	3.000							
Jesse Orosco, L ERA: 9.1	2.2	13	2	0	0	2	3	0	0	0	0	0	0	14	26	0.00	1.875							

New York Mets @ Philadelphia Phillies
Veterans Stadium, Philadelphia, PA
Sat Apr 12 1986, 3:33 AM EST
Att. 22,737 - Unknown

AB 55
R 9
H 17
RBI 9
BB 14
SO 8
LOB 42

Batter	1	2	3	4	5	6	7	8	9	AB	R	H	RBI	BB	SO	LOB	TOP		
Lenny Dykstra, L (1, 8) OBP: 0.450, SLG: 0.353										4	0	1	0	0	1	0	New York Mets @ Philadelphia Phillies Veterans Stadium, Philadelphia, PA Sun Apr 13 1986, 3:33 AM EST Att: 27,691 - Unknown		
Tim Lincecum, R (1, 4) OBP: 0.333, SLG: 0.364										4	0	1	0	0	0	1			
Keith Hernandez, L (1, 3) OBP: 0.455, SLG: 0.526										3	1	3	0	1	0	0			
Gary Carter, R (1, 2) OBP: 0.350, SLG: 0.556										4	0	1	1	0	0	4			
Darryl Strawberry, L (1, 9) OBP: 0.350, SLG: 0.313										4	0	1	0	0	0	1			
George Foster, R (1, 7) OBP: 0.333, SLG: 0.400										4	0	1	0	0	0	2			
Ray Knight, R (1, 5) OBP: 0.556, SLG: 1.333										4	1	2	1	0	0	0			
Rafael Santana, R (1, 6) OBP: 0.156, SLG: 0.118										4	0	0	0	0	0	2			
Rick Aguilera, R (1, 1)										2	0	0	0	0	0	0			
Kevin Mitchell, R (7, PH)										1	0	0	0	0	0	2			
Bob Ojeda, L (7, 1)										0	0	0	0	0	0	0			
Wally Backman, S (9, PH) OBP: 0.385, SLG: 0.273										1	0	0	0	0	0	0			
Inning Stats	R: 0 E: 0 K: 1 S: 5	H: 1 LOB: 1 BB: 1 P: 9	R: 0 E: 0 K: 0 S: 3	H: 0 LOB: 0 BB: 0 P: 3	R: 0 E: 0 K: 0 S: 3	H: 0 LOB: 0 BB: 0 P: 3	R: 0 E: 0 K: 0 S: 5	H: 2 LOB: 2 BB: 0 P: 5	R: 0 E: 0 K: 0 S: 4	H: 0 LOB: 0 BB: 0 P: 3	R: 0 E: 0 K: 0 S: 4	H: 2 LOB: 1 BB: 0 P: 4	R: 0 E: 0 K: 0 S: 5	H: 2 LOB: 1 BB: 0 P: 5	R: 1 E: 0 K: 0 S: 5	H: 1 LOB: 0 BB: 0 P: 4	1B: 7 2B: 2 3B: 0 HR: 1	SF: 0 SAC: 0 DP: 1 HBP: 0	WP: 0 PA: 36 CS: 1
PITCHER Shane Rawley, L (1, 1) ERA: 1.5	IP: 9.0 WLS: W BF: 36 H: 10 R: 2 ER: 2 SO: 1 BB: 1 IBB: 0 HBP: 0 BLK: 0 WP: 0 HR: 1 S: 37 P: 41 ERA: 2.00 WHIP: 1.222															PITCHER			

Batter	1	2	3	4	5	6	7	8	9	AB	R	H	RBI	BB	SO	LOB	BOTTOM		
Gary Redus, R (1, 7) OBP: 0.429, SLG: 0.522										3	1	1	1	1	0	0	New York Mets @ Philadelphia Phillies Veterans Stadium, Philadelphia, PA Sun Apr 13 1986, 3:33 AM EST Att: 27,691 - Unknown		
Milt Thompson, L (1, 8) OBP: 0.095, SLG: 0.095										4	0	0	0	0	3	2			
Von Hayes, L (1, 3) OBP: 0.391, SLG: 0.550										3	1	1	0	1	0	0			
Mike Schmidt, R (1, 5) OBP: 0.462, SLG: 0.545										4	0	1	0	0	1	2			
Glenn Wilson, R (1, 9) OBP: 0.346, SLG: 0.263										3	1	1	1	1	0	1			
Darren Daulton, L (1, 2) OBP: 0.417, SLG: 0.889										3	1	1	2	0	0	1			
Luis Aguayo, R (1, 4) OBP: 0.200, SLG: 0.111										3	0	0	0	0	0	0			
Steve Jeltz, S (1, 6) OBP: 0.478, SLG: 0.444										3	0	1	0	0	1	0			
Shane Rawley, R (1, 1)										2	0	0	0	0	1	0			
Inning Stats	R: 0 E: 0 K: 2 S: 7	H: 0 LOB: 1 BB: 1 P: 11	R: 0 E: 0 K: 0 S: 3	H: 0 LOB: 0 BB: 0 P: 3	R: 1 E: 0 K: 2 S: 8	H: 1 LOB: 0 BB: 0 P: 8	R: 2 E: 0 K: 0 S: 4	H: 1 LOB: 0 BB: 1 P: 8	R: 0 E: 0 K: 1 S: 5	H: 0 LOB: 0 BB: 0 P: 5	R: 1 E: 0 K: 1 S: 7	H: 2 LOB: 1 BB: 0 P: 7	R: 0 E: 0 K: 0 S: 4	H: 1 LOB: 2 BB: 1 P: 8	R: 0 E: 0 K: 0 S: 3	H: 1 LOB: 0 BB: 0 P: 3		1B: 3 2B: 1 3B: 0 HR: 2	SF: 0 SAC: 1 DP: 1 HBP: 0
PITCHER Rick Aguilera, R (1, 1) ERA: 6.0	IP: 6.0 WLS: L BF: 24 H: 4 R: 4 ER: 4 SO: 6 BB: 2 IBB: 0 HBP: 0 BLK: 0 WP: 0 HR: 2 S: 34 P: 42 ERA: 6.00 WHIP: 1.000															PITCHER			
Bob Ojeda, L (7, 1) ERA: 1.69	IP: 2.0 WLS: L BF: 8 H: 2 R: 0 ER: 0 SO: 0 BB: 0 IBB: 1 HBP: 0 BLK: 0 WP: 0 HR: 0 S: 7 P: 11 ERA: 0.00 WHIP: 1.000															PITCHER			

Batter	1	2	3	4	5	6	7	8	9	10	AB	R	H	RBI	BB	SO	LOB	TOP
R.J. Reynolds, S OBP: 0.409, SLG: 0.667 (1, 7)	0-0 CI 1B		0-0 5-3		0-0 F8			0-0 F7		0-0 1B 2B	5	1	2	1	0	0	0	Pittsburgh Pirates @ Philadelphia Phillies Veterans Stadium, Philadelphia, PA Mon Apr 14 1986, 6:05 PM EST Att. 16,200 - Unknown
Joe Orsulak, L OBP: 0.409, SLG: 0.529 (1, 8)	0-0 F9		0-0 1B 2B		0-3 K			0-0 F8		0-0 G6-3 1B	5	1	2	1	0	1	1	
Johnny Ray, S OBP: 0.476, SLG: 0.762 (1, 4)	0-1 CI		0-0 1B		0-0 4-3			0-0 4-3		0-0 G6-3	4	0	1	1	0	0	1	
Sid Bream, L OBP: 0.231, SLG: 0.182 (1, 3)	0-0 F6		0-0 F9		0-3 K			0-0 3-1			4	0	0	0	0	1	3	
Mike Brown, R OBP: 0.313, SLG: 0.500 (1, 9)	0-0 F9		0-3 K		0-0 1B			0-0 2-3 1B			4	0	2	0	0	1	2	
Tony Peña, R OBP: 0.250, SLG: 0.211 (1, 2)		0-0 F8		0-0 5-3 1B				0-0 2-3			4	0	1	0	0	0	2	
Jim Morrison, R OBP: 0.158, SLG: 0.059 (1, 5)		0-0 F3		0-0 5-3 1-2				0-0 F8		0-3 K	4	0	0	0	0	1	2	
Sam Khalifa, R OBP: 0.200, SLG: 0.111 Lee Mazzilli, S OBP: 0.556, SLG: 0.200 Jim Winn, R (10, 1)		0-0 F8		0-0 F4				0-0 6-3		0-0 F6	3	0	0	0	0	0	1	
Mike Bielecki, R Pat Clements, R Cecilio Guante, R Steve Kemp, L Rafael Bellard, R OBP: 0.333, SLG: 0.333 (10, 6)			0-3 K		0-3 K			0-0 F7		4-0 2B BB	2	0	0	0	0	0	2	
Inning Stats	R: 0 E: 1 K: 0 S: 5	H: 1 LOB: 2 BB: 0 P: 5	R: 0 E: 0 K: 0 S: 3	H: 0 LOB: 0 BB: 0 P: 3	R: 1 E: 0 K: 1 S: 7	H: 2 LOB: 1 BB: 0 P: 7	R: 0 E: 0 K: 1 S: 6	H: 1 LOB: 1 BB: 0 P: 6	R: 0 E: 0 K: 0 S: 3	H: 0 LOB: 0 BB: 0 P: 3	R: 0 E: 0 K: 1 S: 6	H: 1 LOB: 1 BB: 0 P: 6	R: 2 E: 0 K: 0 S: 4	H: 2 LOB: 1 BB: 1 P: 8	1B: 6 2B: 2 3B: 0 HR: 0	SF: 0 SAC: 0 DP: 1 HBP: 0	WP: 0 PA: 39	
PITCHER Kevin Gross, R ERA: 5.58 Steve Bedrosian, R ERA: 9.0	IP 9.0	WLS 34	H 6	R 1	ER 1	SO 6	BB 0	IBB 0	HBP 0	BLK 0	WP 0	HR 0	S 46	P 46	ERA 18.00	WHIP 3.000		

AB	37
R	3
H	8
RBI	3
BB	1
SO	6
LOB	12



Batter	1	2	3	4	5	6	7	8	9	10	AB	R	H	RBI	BB	SO	LOB	BOTTOM					
Gary Redus, R OBP: 0.424, SLG: 0.536 (1, 7)	0-3 K		0-0 1B S 1B		0-0 2B			0-0 1-3		0-0 F5	5	0	2	0	0	1	1	Pittsburgh Pirates @ Philadelphia Phillies Veterans Stadium, Philadelphia, PA Mon Apr 14 1986, 6:05 PM EST Att. 16,200 - Unknown					
Milt Thompson, L OBP: 0.154, SLG: 0.160 (1, 8)	0-0 S 1B		0-0 1-3 1B		0-0 SF7			0-3 K		0-0 CS	4	0	2	1	0	1	0						
Von Hayes, L OBP: 0.321, SLG: 0.440 (1, 3)	0-0 F7		0-0 G3		0-0 F7			0-0 F6		0-0 F7	5	0	0	0	0	0	4						
Mike Schmidt, R OBP: 0.419, SLG: 0.462 (1, 5)	0-3 K		0-0 5-3		4-0 FC5 BB			0-0 F5		0-0 F8	4	0	0	0	1	1	1						
Glenn Wilson, R OBP: 0.333, SLG: 0.261 (1, 9)		0-3 K		0-0 BB 1B		0-0 FC5		0-3 K			4	0	1	0	0	2	2						
Darren Daulton, L OBP: 0.500, SLG: 0.917 (1, 2)		0-3 K		4-0 1-2 BB		0-0 1B		0-0 2B			3	0	2	0	1	1	0						
Luis Aguayo, R OBP: 0.143, SLG: 0.077 (1, 4)		0-3 K		0-0 F8		0-0 F4		0-0 F7			4	0	0	0	0	1	4						
Steve Jeltz, S OBP: 0.444, SLG: 0.409 (1, 6)			0-0 4-3		0-0 K			0-0 G3			4	0	1	0	0	1	3						
Kevin Gross, R OBP: 0.250, SLG: 0.250 Joe Lefebvre, L (9, PH) Garry Maddox, R OBP: 0.600, SLG: 0.600 Steve Bedrosian, R (10, 1)		0-0 B3-6-4		0-0 2B SF7 1B		0-0 F9		4-0 CS BB			3	1	1	0	0	0	2						
Inning Stats	R: 0 E: 0 K: 2 S: 8	H: 1 LOB: 1 BB: 0 P: 8	R: 0 E: 0 K: 3 S: 9	H: 0 LOB: 0 BB: 0 P: 9	R: 0 E: 0 K: 0 S: 5	H: 3 LOB: 2 BB: 0 P: 5	R: 0 E: 0 K: 0 S: 4	H: 1 LOB: 2 BB: 1 P: 8	R: 1 E: 0 K: 0 S: 5	H: 2 LOB: 2 BB: 1 P: 9	R: 0 E: 0 K: 1 S: 6	H: 1 LOB: 0 BB: 0 P: 6	R: 0 E: 0 K: 1 S: 5	H: 0 LOB: 0 BB: 0 P: 5	R: 0 E: 0 K: 1 S: 6	H: 1 LOB: 1 BB: 0 P: 6	R: 0 E: 0 K: 0 S: 2		H: 0 LOB: 1 BB: 1 P: 6	R: 0 E: 0 K: 0 S: 3	H: 0 LOB: 0 BB: 0 P: 3	1B: 7 2B: 2 3B: 0 HR: 0	SF: 1 SAC: 0 DP: 1 HBP: 0
PITCHER Mike Bielecki, R ERA: 1.8 Pat Clements, L ERA: 3.86 Cecilio Guante, R ERA: Jim Winn, R ERA:	IP 5.0	WLS 23	H 7	R 1	ER 1	SO 5	BB 2	IBB 0	HBP 0	BLK 0	WP 0	HR 0	S 31	P 39	ERA 1.80	WHIP 1.800							

AB	36
R	1
H	9
RBI	1
BB	3
SO	8
LOB	17



Batter	1	2	3	4	5	6	7	8	9	AB	R	H	RBI	BB	SO	LOB	TOP					
Gary Redus, R OBP: 0.390, SLG: 0.500 (1, 7)										4	1	1	0	0	1	2						
Milt Thompson, L OBP: 0.176, SLG: 0.273 (1, 8)										4	1	1	0	0	1	1						
Von Hayes, L OBP: 0.278, SLG: 0.364 (1, 3)										4	0	1	1	0	2	2						
Mike Schmidt, R OBP: 0.410, SLG: 0.529 (1, 5)										4	0	1	0	0	0	2						
Glenn Wilson, R OBP: 0.316, SLG: 0.233 (1, 9)										4	0	1	1	0	1	2						
Darren Daulton, L OBP: 0.400, SLG: 0.688 (1, 2)										4	0	0	0	0	1	2						
Luis Aguayo, R OBP: 0.156, SLG: 0.167 Greg Gross, L (9, PH)										3	0	1	0	0	0	0						
Steve Jeltz, S OBP: 0.412, SLG: 0.357 (1, 6)										3	0	0	0	1	2	1						
Shane Rawley, R Steve Bedrosian, R Joe Lefebvre, L (1, 1) (8, 1) (9, PH)										2	0	0	0	0	1	0						
Inning Stats	R: 1 E: 0 K: 3 S: 12	H: 3 LOB: 2 BB: 0 P: 12	R: 0 E: 0 K: 2 S: 7	H: 0 LOB: 0 BB: 0 P: 7	R: 0 E: 0 K: 1 S: 5	H: 0 LOB: 0 BB: 0 P: 5	R: 0 E: 0 K: 0 S: 3	H: 0 LOB: 0 BB: 0 P: 3	R: 0 E: 0 K: 0 S: 3	H: 0 LOB: 0 BB: 0 P: 3	R: 1 E: 1 K: 1 S: 7	H: 1 LOB: 1 BB: 0 P: 7	R: 0 E: 0 K: 1 S: 6	H: 1 LOB: 2 BB: 1 P: 10	R: 0 E: 0 K: 0 S: 4	H: 1 LOB: 1 BB: 0 P: 4	R: 0 E: 0 K: 2 S: 7	H: 0 LOB: 1 BB: 1 P: 11	1B: 4 2B: 2 3B: 0 HR: 0	SF: 0 SAC: 1 DP: 0 HBP: 0	WP: 0 PB: 0 SB: 3 CS: 0	PA: 36
PITCHER Dwight Gooden, R ERA: 1.73 (1, 1)	IP: 9.0 WLS: W BF: 36 H: 6 R: 2 ER: 1 SO: 10 BB: 2 IBB: 0 HBP: 0 BLK: 0 WP: 0 HR: 0 S: 54 P: 62 ERA: 1.00 WHIP: 0.889															PITCHER						

Philadelphia Phillies @ New York Mets
Shea Stadium, Flushing, NY
Sat Apr 19 1986, 3:33 AM EST
Att: 38,333 - Unknown

AB	33
R	2
H	6
RBI	2
BB	2
SO	10
LOB	13



Batter	1	2	3	4	5	6	7	8	9	AB	R	H	RBI	BB	SO	LOB	BOTTOM	
Kevin Mitchell, R OBP: 0.333, SLG: 0.500 (1, 8) (9, 7)										4	1	2	1	0	0	0		
Tim Lincecum, R OBP: 0.192, SLG: 0.174 (1, 4)										4	0	0	0	0	0	2		
Keith Hernandez, L OBP: 0.412, SLG: 0.433 (1, 3)										4	0	1	0	0	0	1		
Gary Carter, R OBP: 0.412, SLG: 0.464 (1, 7) (9, 2)										3	1	1	1	1	0	1		
Darryl Strawberry, L OBP: 0.394, SLG: 0.280 (1, 9)										3	0	0	0	1	1	1		
Ray Knight, R OBP: 0.450, SLG: 0.789 (1, 5)										4	0	2	0	0	0	3		
Barry Lyons, R Lenny Dykstra, L OBP: 0.387, SLG: 0.296 (1, 2) (9, 8)										3	0	0	1	0	1	2		
Rafael Santana, R OBP: 0.194, SLG: 0.077 (1, 6)										3	0	0	0	0	0	2		
Dwight Gooden, R OBP: 0.250, SLG: 0.250 (1, 1)										3	1	1	0	0	0	0		
Inning Stats	R: 0 E: 0 K: 0 S: 3	H: 0 LOB: 0 BB: 0 P: 3	R: 0 E: 0 K: 1 S: 5	H: 0 LOB: 0 BB: 0 P: 5	R: 0 E: 0 K: 0 S: 3	H: 0 LOB: 0 BB: 0 P: 3	R: 1 E: 0 K: 0 S: 4	H: 1 LOB: 1 BB: 1 P: 8	R: 1 E: 0 K: 0 S: 5	H: 2 LOB: 1 BB: 0 P: 5	R: 0 E: 0 K: 1 S: 6	H: 1 LOB: 1 BB: 0 P: 6	R: 1 E: 0 K: 0 S: 6	H: 3 LOB: 3 BB: 1 P: 10	1B: 6 2B: 1 3B: 0 HR: 0	SF: 0 SAC: 0 DP: 0 HBP: 0	WP: 0 PB: 0 SB: 0 CS: 0	PA: 33
PITCHER Shane Rawley, L ERA: 2.1 Steve Bedrosian, R ERA: 6.31 (1, 1) (8, 1)	IP: 7.2 WLS: L BF: 30 H: 6 R: 3 ER: 3 SO: 2 BB: 1 IBB: 0 HBP: 0 BLK: 0 WP: 0 HR: 0 S: 33 P: 37 ERA: 3.52 WHIP: 0.913															PITCHER		

Philadelphia Phillies @ New York Mets
Shea Stadium, Flushing, NY
Sat Apr 19 1986, 3:33 AM EST
Att: 38,333 - Unknown

AB	31
R	3
H	7
RBI	3
BB	2
SO	2
LOB	12



Batter	1	2	3	4	5	6	7	8	9	AB	R	H	RBI	BB	SO	LOB	TOP			
Gary Redus, R OBP: 0.378, SLG: 0.475 (1, 7)										4	0	1	0	0	2	0	Philadelphia Phillies @ New York Mets Shea Stadium, Flushing, NY Sun Apr 20 1986, 3:33 AM EST Att: 41,848 - Unknown AB 27 R 0 H 2 RBI 0 BB 3 SO 8 LOB 8			
Luis Aguayo, R OBP: 0.130, SLG: 0.136 (1, 4) (5, 6)										4	0	0	0	0	1	1				
Rick Schu, R (1, 5)										4	0	0	0	0	1	0				
Mike Schmidt, R OBP: 0.405, SLG: 0.514 (1, 3)										3	0	1	0	0	0	0				
Glenn Wilson, R OBP: 0.293, SLG: 0.212 (1, 9)										3	0	0	0	0	0	1				
John Russell, R OBP: 0.429, SLG: 0.500 (1, 2)										2	0	0	0	1	2	1				
Garry Maddox, R OBP: 0.556, SLG: 0.429 (1, 8)										1	0	0	0	2	0	0				
Steve Jeltz, S OBP: 0.389, SLG: 0.333 Dave Rucker, L (5, 1) Larry Andersen, R (7, 1) Greg Gross, L (8, PH) Dave Stewart, R (8, 1)										2	0	0	0	0	1	2				
Kevin Gross, R OBP: 0.200, SLG: 0.200 Greg Legg, R (5, 4)										0	0	0	0	0	0	0				
										1	0	0	0	0	0	0				
										2	0	0	0	1	1					
Inning Stats	R: 0 E: 0 K: 0 S: 3	H: 1 LOB: 0 BB: 0 P: 3	R: 0 E: 0 K: 1 S: 5	H: 0 LOB: 0 BB: 0 P: 5	R: 0 E: 0 K: 0 S: 3	H: 0 LOB: 0 BB: 0 P: 3	R: 0 E: 0 K: 1 S: 5	H: 0 LOB: 0 BB: 0 P: 5	R: 0 E: 0 K: 1 S: 8	H: 1 LOB: 2 BB: 1 P: 12	R: 0 E: 0 K: 0 S: 3	H: 0 LOB: 0 BB: 0 P: 3	R: 0 E: 0 K: 1 S: 4	H: 0 LOB: 1 BB: 2 P: 12	R: 0 E: 0 K: 2 S: 7	H: 0 LOB: 0 BB: 0 P: 7	1B: 2 2B: 0 3B: 0 HR: 0	SF: 0 SAC: 0 DP: 1 HBP: 0	WP: 0 PB: 0 SB: 0 CS: 1	PA: 30
PITCHER	IP WLS BF H R ER SO BB IBB HBP BLK WP HR S P ERA WHIP	8.0 W 27 2 0 0 6 3 0 0 0 0 0 0 36 48 0.00 0.625	1.0 3 0 0 0 2 0 0 0 0 0 0 0 7 7 0.00 0.000																	

Batter	1	2	3	4	5	6	7	8	9	AB	R	H	RBI	BB	SO	LOB	BOTTOM			
Lenny Dykstra, L OBP: 0.389, SLG: 0.313 (1, 8)										5	2	2	0	0	0	4	Philadelphia Phillies @ New York Mets Shea Stadium, Flushing, NY Sun Apr 20 1986, 3:33 AM EST Att: 41,848 - Unknown AB 35 R 8 H 15 RBI 7 BB 4 SO 6 LOB 16			
Wally Backman, S OBP: 0.421, SLG: 0.529 (1, 4)										4	1	3	0	0	0	1				
Keith Hernandez, L OBP: 0.436, SLG: 0.424 (1, 3)										3	1	1	1	2	2	2				
Darryl Strawberry, L OBP: 0.395, SLG: 0.310 (1, 9)										4	1	2	2	0	1	3				
Gary Carter, R OBP: 0.410, SLG: 0.485 (1, 2)										5	1	2	1	0	0	3				
Danny Heep, L OBP: 0.400, SLG: 0.889 (1, 7)										4	1	1	3	0	1	1				
Howard Johnson, S OBP: 0.375, SLG: 0.357 (1, 5)										3	0	1	0	1	1	0				
Rafael Santana, R OBP: 0.200, SLG: 0.100 (1, 6)										4	0	1	0	0	1	2				
Sid Fernandez, L OBP: 0.667, SLG: 0.600 Roger McDowell, R (9, 1)										3	1	2	0	1	0	0				
										0	0	0	0	0	0	0				
Inning Stats	R: 4 E: 0 K: 1 S: 9	H: 5 LOB: 1 BB: 1 P: 13	R: 0 E: 0 K: 0 S: 4	H: 1 LOB: 2 BB: 1 P: 8	R: 0 E: 0 K: 0 S: 3	H: 0 LOB: 1 BB: 1 P: 7	R: 1 E: 0 K: 0 S: 5	H: 3 LOB: 2 BB: 1 P: 9	R: 0 E: 0 K: 0 S: 3	H: 0 LOB: 0 BB: 0 P: 3	R: 3 E: 1 K: 2 S: 11	H: 3 LOB: 1 BB: 0 P: 11	R: 0 E: 0 K: 1 S: 6	H: 2 LOB: 1 BB: 0 P: 6	R: 0 E: 0 K: 2 S: 8	H: 1 LOB: 1 BB: 0 P: 8	1B: 11 2B: 2 3B: 1 HR: 1	SF: 1 SAC: 1 DP: 2 HBP: 0	WP: 0 PB: 1 SB: 3 CS: 1	PA: 41
PITCHER	IP WLS BF H R ER SO BB IBB HBP BLK WP HR S P ERA WHIP	4.0 L 23 3 3 0 2 4 0 0 0 0 0 0 14 14 0.00 1.500	2.0 10 3 3 0 2 0 0 0 0 0 0 0 6 6 0.00 2.000	1.0 4 2 0 0 1 0 0 0 0 0 0 0 8 8 0.00 1.000																

Batter	1	2	3	4	5	6	7	8	9	AB	R	H	RBI	BB	SO	LOB	TOP										
Gary Redus, R OBP: 0.352, SLG: 0.438 (1, 7)	5-3		SH1-3 2B	F5		F9			F8	5	0	1	0	0	0	1	Philadelphia Phillies @ Montreal Expos Olympic Stadium, Montreal, QB Wed Apr 23 1986, 3:33 AM EST Att: 6,293 - Unknown AB 35 R 5 H 9 RBI 5 BB 2 SO 5 LOB 14										
Chris James, R OBP: 0.333, SLG: 0.333 (1, 8) Milt Thompson, L OBP: 0.154, SLG: 0.237 (7, 8)	K		SH1-3 2-3	4-3					4-3	3	0	1	0	0	1	1											
Von Hayes, L OBP: 0.311, SLG: 0.359 (1, 3)	1B 2B		4-3		4-0 BB				4-3	4	2	1	0	1	0	2											
Mike Schmidt, R OBP: 0.400, SLG: 0.489 (1, 5)	2H 1B		K2-3		0-0 BB				F3	4	0	1	1	0	1	3											
Glenn Wilson, R OBP: 0.286, SLG: 0.200 (1, 9)	5-3			1B 3B 1B					F8	3	1	1	0	1	0	2											
John Russell, R OBP: 0.440, SLG: 0.545 (1, 2)				HBP 3B 1B					FC4 BB	4	1	2	1	0	0	2											
Luis Aguayo, R OBP: 0.161, SLG: 0.138 (1, 4)				1-2 3B HBP					F9	3	1	0	0	0	0	1											
Steve Jeltz, S OBP: 0.364, SLG: 0.368 (1, 6)				1-2 3B HBP					5-3	4	0	2	3	0	0	0											
Steve Carlton, L (1, 1) Don Carman, L (6, 1) Steve Bedrosian, R (9, 1)	1B		1-2 3B HBP	3B					6-3	3	0	0	0	0	2	2											
	K		0-3 K	K					4-3	1	0	0	0	0	1	0											
	K		0-3 K	K					K	0	0	0	0	0	0	0											
Inning Stats	R: 1 E: 0 K: 1 S: 7	H: 2 LOB: 1 BB: 1 P: 7	R: 0 E: 0 K: 1 S: 6	H: 1 LOB: 1 BB: 0 P: 6	R: 0 E: 0 K: 1 S: 6	H: 1 LOB: 1 BB: 0 P: 6	R: 3 E: 0 K: 1 S: 8	H: 3 LOB: 1 BB: 0 P: 9	R: 1 E: 0 K: 0 S: 4	H: 1 LOB: 1 BB: 1 P: 8	R: 0 E: 0 K: 0 S: 3	H: 0 LOB: 0 BB: 0 P: 3	R: 0 E: 0 K: 0 S: 4	H: 1 LOB: 2 BB: 1 P: 8	R: 0 E: 0 K: 1 S: 5	H: 0 LOB: 0 BB: 0 P: 5	R: 0 E: 0 K: 0 S: 3	H: 0 LOB: 0 BB: 0 P: 3	1B: 5 2B: 3 3B: 1 HR: 0	SF: 0 SAC: 1 DP: 0 HBP: 1	WP: 0 PB: 0 SB: 1 CS: 0	PA: 39					
PITCHER	IP	WLS	BF	H	R	ER	SO	BB	IBB	HBP	BLK	WP	HR	S	P	ERA	WHIP	PITCHER									
Joe Hesketh, L (1, 1) ERA: 7.63	4.2	L	24	8	5	5	4	1	0	1	0	0	0	30	35	9.64	1.929										
George Riley, L (5, 1) ERA: 7.39	0.1		1	0	0	0	0	0	0	0	0	0	0	1	1	0.00	0.000										
Dan Schatzeder, L (6, 1) ERA: 2.77	4.0		14	1	0	0	1	1	0	0	0	0	0	15	19	0.00	0.500										

Batter	1	2	3	4	5	6	7	8	9	AB	R	H	RBI	BB	SO	LOB	BOTTOM										
Tim Raines, S OBP: 0.305, SLG: 0.327 (1, 7)	L1		G6-4-3 BB		1B 1-2 2-3 BB				1-3	3	0	0	0	2	0	0	Philadelphia Phillies @ Montreal Expos Olympic Stadium, Montreal, QB Wed Apr 23 1986, 3:33 AM EST Att: 6,293 - Unknown AB 33 R 4 H 8 RBI 4 BB 7 SO 10 LOB 17										
Mitch Webster, S OBP: 0.306, SLG: 0.400 (1, 8)	F8		G6-4-3 1-2		1-3 2-H 3-H 1B				F6	5	0	1	2	0	1	1											
Andre Dawson, R (1, 9) Herm Winningham, L (9, PR) OBP: 0.350, SLG: 0.375	1B BB		G6-4-3 BB		1-2 BB				1B	2	0	2	0	3	0	0											
Hubie Brooks, R (1, 6) OBP: 0.404, SLG: 0.480	FC6-4 1B		G6-4-3 1-2		F8				F9	5	0	1	0	0	0	6											
Tim Wallach, R (1, 5) OBP: 0.333, SLG: 0.400	FC6-4 1-2		K		K				F7	4	0	0	0	0	1	2											
Andres Galarraga, R (1, 3) OBP: 0.529, SLG: 0.852	K				BB 1B BB				HR	2	2	1	1	2	1	0											
Vance Law, R (1, 4) OBP: 0.264, SLG: 0.191	F9				1-2 1B 1B				F9	4	1	2	0	0	0	1											
Tom Nieto, R (1, 2) OBP: 0.276, SLG: 0.269	K				K				K	4	0	0	0	0	4	4											
Joe Hesketh, R (1, 1) George Riley, L (5, 1) Jim Wohlford, R (5, PH) Dan Schatzeder, L (6, 1) Wayne Krenchicki, L (9, PH) OBP: 0.251, SLG: 0.417	K				K				K	1	0	0	0	0	1	0											
	K				K				K	0	0	0	0	0	0	0											
	K				K				K	1	0	0	0	0	1	2											
	K				K				K	1	0	0	0	1	1	1											
	K				K				K	1	1	1	1	0	0	0											
Inning Stats	R: 0 E: 0 K: 0 S: 4	H: 1 LOB: 2 BB: 1 P: 8	R: 0 E: 0 K: 2 S: 7	H: 0 LOB: 0 BB: 0 P: 7	R: 0 E: 0 K: 1 S: 4	H: 0 LOB: 0 BB: 1 P: 8	R: 0 E: 0 K: 1 S: 4	H: 0 LOB: 0 BB: 1 P: 8	R: 2 E: 0 K: 2 S: 9	H: 2 LOB: 3 BB: 3 P: 21	R: 1 E: 0 K: 2 S: 9	H: 2 LOB: 1 BB: 0 P: 9	R: 0 E: 0 K: 1 S: 6	H: 1 LOB: 1 BB: 0 P: 6	R: 0 E: 0 K: 1 S: 5	H: 0 LOB: 1 BB: 1 P: 9	R: 1 E: 0 K: 0 S: 5	H: 2 LOB: 1 BB: 0 P: 5	1B: 6 2B: 0 3B: 0 HR: 2	SF: 0 SAC: 0 DP: 2 HBP: 0	WP: 0 PB: 0 SB: 0 CS: 0	PA: 40					
PITCHER	IP	WLS	BF	H	R	ER	SO	BB	IBB	HBP	BLK	WP	HR	S	P	ERA	WHIP	PITCHER									
Steve Carlton, L (1, 1) ERA: 7.25	5.1	W	25	5	3	3	6	6	0	0	0	0	0	31	55	5.06	2.062										
Don Carman, L (6, 1) ERA: 5.4	2.2		10	1	0	0	4	1	0	0	0	0	0	17	21	0.00	0.750										
Steve Bedrosian, R (9, 1) ERA: 7.11	1.0	S	5	2	1	1	0	0	0	0	0	0	1	5	5	9.00	2.000										



Batter	1	2	3	4	5	6	7	8	9	AB	R	H	RBI	BB	SO	LOB	TOP		
Gary Redus, R OBP: 0.345, SLG: 0.423 (1, 7)										4	0	1	0	0	2	2	Philadelphia Phillies @ Pittsburgh Pirates Three Rivers Stadium, Pittsburgh, PA Thu Apr 24 1986, 6:05 PM EST Att: 14,622 - Unknown		
Milt Thompson, L OBP: 0.163, SLG: 0.238 (1, 8)										4	1	1	0	0	0	1			
Von Hayes, L OBP: 0.306, SLG: 0.333 (1, 3)										3	1	0	0	1	1	1			
Mike Schmidt, R OBP: 0.407, SLG: 0.625 (1, 5)										3	2	2	4	0	1	0			
Glenn Wilson, R OBP: 0.283, SLG: 0.186 (1, 9)										3	0	0	0	1	0	0			
Darren Daulton, L OBP: 0.464, SLG: 0.762 (1, 2)										2	0	0	0	2	0	0			
Luis Aguayo, R OBP: 0.171, SLG: 0.152 (1, 4)										4	0	1	0	0	2	3			
Steve Jeltz, S OBP: 0.383, SLG: 0.375 (1, 6)										2	0	1	0	1	0	0			
Shane Rawley, R (1, 1)										3	0	0	0	0	2	3			
Inning Stats	R: 2 E: 1 K: 0 S: 4	H: 2 LOB: 0 BB: 1 P: 8	R: 0 E: 0 K: 3 S: 9	H: 0 LOB: 2 BB: 2 P: 17	R: 0 E: 0 K: 2 S: 7	H: 0 LOB: 0 BB: 0 P: 7	R: 0 E: 0 K: 0 S: 3	H: 1 LOB: 0 BB: 0 P: 3	R: 0 E: 0 K: 1 S: 5	H: 0 LOB: 0 BB: 0 P: 5	R: 0 E: 0 K: 1 S: 7	H: 0 LOB: 0 BB: 0 P: 7	R: 1 E: 0 K: 0 S: 3	H: 1 LOB: 1 BB: 2 P: 11	1B: 4 2B: 0 3B: 0 HR: 2	SF: 1 SAC: 0 DP: 2 HBP: 0	WP: 0 PA: 35 PB: 0 SB: 0 CS: 2		
PITCHER	IP	WLS	BF	H	R	ER	SO	BB	IBB	HBP	BLK	WP	HR	S	P	ERA	WHIP		
Rick Rhoden, R ERA: 1.59 (1, 1)	8.1	L	32	6	4	3	8	4	0	0	0	0	2	44	60	3.24	1.200		
Pat Clements, L ERA: 4.76 (9, 1)	0.2		2	0	0	0	0	1	0	0	0	0	0	1	5	0.00	1.500		

AB 28
R 4
H 6
RBI 4
BB 5
SO 8
LOB 10



Batter	1	2	3	4	5	6	7	8	9	AB	R	H	RBI	BB	SO	LOB	BOTTOM		
R.J. Reynolds, S OBP: 0.389, SLG: 0.580 (1, 8)										4	0	1	0	0	0	0	Philadelphia Phillies @ Pittsburgh Pirates Three Rivers Stadium, Pittsburgh, PA Thu Apr 24 1986, 6:05 PM EST Att: 14,622 - Unknown		
Bill Almon, R OBP: 0.429, SLG: 0.500 (1, 7)										2	0	0	0	2	0	0			
Johnny Ray, S OBP: 0.510, SLG: 0.630 (1, 4)										3	1	1	0	1	0	1			
Mike Brown, R OBP: 0.350, SLG: 0.500 (1, 9)										4	0	1	0	0	0	3			
Sid Bream, L OBP: 0.316, SLG: 0.452 (1, 3)										4	0	1	0	0	1	3			
Tony Peña, R OBP: 0.271, SLG: 0.295 (1, 2)										4	1	1	1	0	2	2			
Jim Morrison, R OBP: 0.268, SLG: 0.351 (1, 5)										3	0	0	0	1	0	3			
Sam Khalifa, R OBP: 0.167, SLG: 0.091 (1, 6)										3	0	0	0	0	1	1			
Mike Diaz, R OBP: 0.250, SLG: 0.250 (9, PH)										1	0	0	0	0	0	0			
Rick Rhoden, R (1, 1)										3	0	0	0	0	0	1			
Pat Clements, R (9, 1)										0	0	0	0	0	0	0			
Lee Mazzilli, S OBP: 0.500, SLG: 0.143 (9, PH)										1	0	0	0	0	1	0			
Inning Stats	R: 1 E: 1 K: 1 S: 8	H: 2 LOB: 3 BB: 1 P: 12	R: 0 E: 0 K: 0 S: 3	H: 1 LOB: 0 BB: 0 P: 3	R: 0 E: 0 K: 0 S: 3	H: 0 LOB: 1 BB: 1 P: 7	R: 0 E: 0 K: 2 S: 7	H: 0 LOB: 1 BB: 1 P: 11	R: 0 E: 0 K: 0 S: 4	H: 1 LOB: 2 BB: 0 P: 4	R: 0 E: 0 K: 0 S: 3	H: 0 LOB: 0 BB: 0 P: 3	R: 0 E: 0 K: 1 S: 5	H: 0 LOB: 0 BB: 0 P: 5	R: 0 E: 0 K: 1 S: 5	H: 0 LOB: 0 BB: 0 P: 5	1B: 4 2B: 0 3B: 0 HR: 1	SF: 0 SAC: 0 DP: 0 HBP: 0	WP: 0 PA: 37 PB: 0 SB: 0 CS: 1
PITCHER	IP	WLS	BF	H	R	ER	SO	BB	IBB	HBP	BLK	WP	HR	S	P	ERA	WHIP		
Shane Rawley, L ERA: 1.82 (1, 1)	9.0	W	36	5	2	1	5	4	0	0	0	0	1	42	58	1.00	1.000		

AB 32
R 2
H 5
RBI 1
BB 4
SO 5
LOB 14



Batter	1	2	3	4	5	6	7	8	9	AB	R	H	RBI	BB	SO	LOB	TOP								
Gary Redus, R OBP: 0.361, SLG: 0.444 Greg Gross, L (5, 7)	5-3	E8 4-3	H 1-2 HBP			6-3			FC4-6 1B HBP	2	1	1	0	0	0	0									
Milt Thompson, L OBP: 0.188, SLG: 0.255 (1, 8)	1B SF8	4-3	4-3			K			FC4-6 1B	5	1	2	1	0	1	3									
Von Hayes, L OBP: 0.296, SLG: 0.319 (1, 3)	1B 1B	K		1-3	1-3		4-3		FC4-6 WP 1B	5	1	1	0	0	1	2									
Mike Schmidt, R OBP: 0.390, SLG: 0.596 (1, 5)	SF8	1-3	1-3	5-3	5-3		F8		WP 1B	4	0	1	2	0	0	0									
Glenn Wilson, R OBP: 0.293, SLG: 0.208 (1, 9)	1B 1B		1B SF8	1B			K		F8	5	2	2	0	0	1	2									
Darren Daulton, L OBP: 0.500, SLG: 0.760 (1, 2)	BB 1B		E 4-3	1B			CS 1B		K	4	0	3	1	0	1	0									
Luis Aguayo, R OBP: 0.179, SLG: 0.167 (1, 4)	BB 1B		SF8	6-3	6-3		K		K	3	0	1	2	0	1	1									
Steve Jeltz, S OBP: 0.373, SLG: 0.349 (1, 6)	FC6-4 BB		4-3	K			6-3		6-3	3	0	0	0	1	1	1									
Kevin Gross, R OBP: 0.125, SLG: 0.125 Steve Bedrosian, R (8, 1)	FC6-4		E5 HBP	5-3	5-3				F9	3	0	0	0	0	0	4									
Inning Stats	R: 3 E: 0 K: 0 S: 8	H: 5 LOB: 3 BB: 1 P: 12	R: 1 E: 1 K: 1 S: 6	H: 1 LOB: 0 BB: 0 P: 6	R: 1 E: 1 K: 0 S: 6	H: 2 LOB: 2 BB: 0 P: 7	R: 0 E: 0 K: 0 S: 3	H: 0 LOB: 0 BB: 0 P: 3	R: 0 E: 0 K: 1 S: 5	H: 1 LOB: 0 BB: 0 P: 5	R: 0 E: 0 K: 1 S: 5	H: 0 LOB: 0 BB: 0 P: 5	R: 0 E: 0 K: 2 S: 7	H: 0 LOB: 0 BB: 0 P: 7	R: 0 E: 0 K: 2 S: 7	H: 0 LOB: 0 BB: 0 P: 7	R: 1 E: 0 K: 0 S: 5	H: 2 LOB: 2 BB: 0 P: 6	1B: 10 2B: 1 3B: 0 HR: 0	SF: 2 SAC: 0 DP: 0 HBP: 2	WP: 1 PB: 0 SB: 0 CS: 1	PA: 41			
PITCHER	IP	WLS	BF	H	R	ER	SO	BB	IBB	HBP	BLK	WP	HR	S	P	ERA	WHIP								
Rick Reuschel, R ERA: 3.57 Bob Patterson, L ERA: 3.57 Bob Walk, R ERA: 1.46 Cecilio Guante, R ERA: 2.25	2.2	L	19	8	5	4	1	1	0	1	0	0	0	19	24	13.50	3.375								

Philadelphia Phillies @ Pittsburgh Pirates
Three Rivers Stadium, Pittsburgh, PA
Fri Apr 25 1986, 6:05 PM EST
Att: 11,847 - Unknown

AB 36
R 6
H 11
RBI 6
BB 1
SO 6
LOB 13



Batter	1	2	3	4	5	6	7	8	9	AB	R	H	RBI	BB	SO	LOB	BOTTOM								
R.J. Reynolds, S OBP: 0.379, SLG: 0.547 (1, 7)	F7		CI 1B		1-3		FC3-6 BB		F7	3	0	0	0	1	0	2									
Joe Orsulak, L OBP: 0.300, SLG: 0.409 (1, 8)	F7		F9		F8		FC3-6		P5	5	0	0	0	0	0	4									
Johnny Ray, S OBP: 0.518, SLG: 0.620 (1, 4)	BB BB			1-2	6-3		G3		2B 1B	4	0	2	2	1	0	1									
Sid Bream, L OBP: 0.372, SLG: 0.600 (1, 3)	BB BB		P6						2B 1B	4	1	3	1	1	0	2									
Mike Brown, R OBP: 0.356, SLG: 0.475 (1, 9)	F8			G1 1B			F8		K	4	0	1	0	1	1	4									
Tony Peña, R OBP: 0.288, SLG: 0.298 (1, 2)		L6-3 BB		G1 1B			6-3		G6-4-3	3	0	1	0	1	0	2									
Jim Morrison, R OBP: 0.267, SLG: 0.341 (1, 5)		F3		G1					F7	4	0	1	0	0	0	4									
Sam Khalifa, R OBP: 0.148, SLG: 0.080 Lee Mazzilli, S OBP: 0.536, SLG: 0.143 (9, PH)		L6-3		P4			1-3		2B 1B BB	3	0	0	0	0	0	4									
Rick Reuschel, R OBP: 0.125, SLG: 0.125 Bob Patterson, R Steve Kemp, L OBP: 0.345, SLG: 0.455 Bob Walk, R Rafael Belliard, R OBP: 0.392, SLG: 0.375 Cecilio Guante, R Bill Almon, R OBP: 0.407, SLG: 0.636 (1, 1) (3, 1) (4, PH) (5, 1) (7, PH) (8, 1) (9, PH)				K			1-3		F7	0	0	0	0	0	0	0									
Inning Stats	R: 0 E: 0 K: 0 S: 3	H: 0 LOB: 2 BB: 2 P: 11	R: 0 E: 0 K: 0 S: 2	H: 0 LOB: 0 BB: 1 P: 6	R: 0 E: 1 K: 1 S: 7	H: 1 LOB: 2 BB: 0 P: 7	R: 0 E: 0 K: 0 S: 5	H: 2 LOB: 2 BB: 0 P: 5	R: 0 E: 0 K: 0 S: 3	H: 0 LOB: 1 BB: 0 P: 3	R: 1 E: 0 K: 0 S: 5	H: 2 LOB: 1 BB: 0 P: 5	R: 0 E: 0 K: 0 S: 3	H: 0 LOB: 1 BB: 1 P: 7	R: 0 E: 0 K: 0 S: 3	H: 1 LOB: 1 BB: 1 P: 7	R: 2 E: 0 K: 1 S: 8	H: 3 LOB: 2 BB: 1 P: 12	1B: 6 2B: 3 3B: 0 HR: 1	SF: 0 SAC: 0 DP: 2 HBP: 0	WP: 0 PB: 0 SB: 0 CS: 0	PA: 41			
PITCHER	IP	WLS	BF	H	R	ER	SO	BB	IBB	HBP	BLK	WP	HR	S	P	ERA	WHIP								
Kevin Gross, R ERA: 5.24 Steve Bedrosian, R ERA: 7.99	7.0	W	32	6	1	1	1	5	0	0	0	0	1	29	49	1.29	1.571								

Philadelphia Phillies @ Pittsburgh Pirates
Three Rivers Stadium, Pittsburgh, PA
Fri Apr 25 1986, 6:05 PM EST
Att: 11,847 - Unknown

AB 34
R 3
H 9
RBI 3
BB 6
SO 2
LOB 25



Batter	1	2	3	4	5	6	7	8	9	AB	R	H	RBI	BB	SO	LOB	TOP			
Chris James, R OBP: 0.375, SLG: 0.714 (1, 7)	6-3		6-3						K	4	1	1	2	1	1	0	Philadelphia Phillies @ Pittsburgh Pirates Three Rivers Stadium, Pittsburgh, PA Sat Apr 26 1986, 3:33 AM EST Att: 16,373 - Unknown livebaseballscores.com			
Milt Thompson, L OBP: 0.188, SLG: 0.235 (1, 8)	4-3		5-3						K	4	1	0	0	1	1	2				
Rick Schu, R OBP: 0.357, SLG: 0.786 (1, 5)	1B		HR						HR	5	3	4	2	0	0	2				
Mike Schmidt, R OBP: 0.391, SLG: 0.596 (1, 3)	1B		F7						K	5	0	2	2	0	1	0				
Glenn Wilson, R OBP: 0.274, SLG: 0.192 (1, 9)	F7									4	0	0	0	0	1	3				
John Russell, R OBP: 0.414, SLG: 0.480 (1, 2)		6-3								3	0	0	0	0	1	1				
Luis Aguayo, R OBP: 0.163, SLG: 0.150 (1, 4)		2-3								4	0	0	0	0	0	1				
Steve Jeltz, S OBP: 0.400, SLG: 0.356 (1, 6)										2	1	1	0	2	0	0				
Charles Hudson, S (1, 1)										2	0	0	0	0	1	1				
Don Carman, L (8, 1)										0	0	0	0	0	0	0				
Kent Tekulve, R (8, 1)										0	0	0	0	0	0	0				
Dave Rucker, L (9, 1)										0	0	0	0	0	0	0				
Steve Bedrosian, R (9, 1)										0	0	0	0	0	0	0				
Inning Stats	R: 0 E: 0 K: 0 S: 5	H: 2 LOB: 2 BB: 0 P: 5	R: 0 E: 0 K: 1 S: 6	H: 1 LOB: 1 BB: 0 P: 6	R: 1 E: 0 K: 0 S: 4	H: 1 LOB: 0 BB: 0 P: 4	R: 0 E: 0 K: 0 S: 3	H: 0 LOB: 0 BB: 0 P: 3	R: 0 E: 0 K: 1 S: 5	H: 0 LOB: 2 BB: 2 P: 11	R: 4 E: 0 K: 1 S: 8	H: 3 LOB: 1 BB: 2 P: 16	R: 0 E: 0 K: 0 S: 3	H: 0 LOB: 0 BB: 0 P: 3	R: 1 E: 0 K: 3 S: 10	H: 1 LOB: 0 BB: 0 P: 10	1B: 4 2B: 1 3B: 0 HR: 3	SF: 0 SAC: 2 DP: 0 HBP: 1	WP: 0 PB: 0 SB: 0 CS: 0	PA: 40
PITCHER	IP WLS BF H R ER SO BB IBB HBP BLK WP HR S P ERA WHIP																			
Larry McWilliams, L ERA: 4.88	(1, 1)	6.1	L	30	6	5	5	2	4	0	0	1	0	0	2	29	46	7.11	1.579	
Cecilio Cuante, R ERA: 2.13	(7, 1)	0.2		3	1	0	0	1	0	0	0	0	0	0	0	5	5	0.00	1.500	
Pat Clements, L ERA: 4.05	(8, 1)	1.0		3	0	0	0	0	0	0	0	0	0	0	3	3	0.00	0.000		
Jim Winn, R ERA: 2.57	(9, 1)	1.0		4	1	1	1	3	0	0	0	0	0	1	10	10	9.00	1.000		

Batter	1	2	3	4	5	6	7	8	9	AB	R	H	RBI	BB	SO	LOB	BOTTOM					
R.J. Reynolds, S OBP: 0.365, SLG: 0.534 (1, 7)	K		FC5-4							5	1	1	0	0	1	2	Philadelphia Phillies @ Pittsburgh Pirates Three Rivers Stadium, Pittsburgh, PA Sat Apr 26 1986, 3:33 AM EST Att: 16,373 - Unknown livebaseballscores.com					
Joe Orsulak, L OBP: 0.273, SLG: 0.367 (1, 8)	L4		4-3							5	0	0	0	0	0	2						
Johnny Ray, S OBP: 0.508, SLG: 0.593 (1, 4)	F9									4	1	1	1	1	0	0						
Sid Bream, L OBP: 0.375, SLG: 0.564 (1, 3)		6-3								4	0	1	0	1	0	1						
Mike Brown, R OBP: 0.340, SLG: 0.444 (1, 9)		6-3								5	1	1	0	0	0	3						
Tony Peña, R OBP: 0.321, SLG: 0.306 (1, 2)										2	1	1	0	2	0	0						
Bill Almon, R OBP: 0.474, SLG: 0.800 (9, 6)										4	1	2	2	0	0	2						
Rafael Belliard, R OBP: 0.316, SLG: 0.333 (7, PH)										2	0	0	0	0	0	0						
Steve Kemp, L OBP: 0.268, SLG: 0.417 (8, 6)										1	0	0	0	0	1	1						
Sam Khalifa, R OBP: 0.148, SLG: 0.080 (8, PH)										0	0	0	0	0	0	0						
Mike Diaz, R OBP: 0.333, SLG: 0.250 (9, 5)										0	0	0	1	1	0	0						
Larry McWilliams, L OBP: 0.187, SLG: 0.187 (7, PH)										2	0	1	0	0	0	0						
Cecilio Cuante, R ERA: 2.13	(7, PH)									0	0	0	0	0	0	0						
Lee Mazzilli, S OBP: 0.271, SLG: 0.290 (8, 1)										1	0	1	0	0	0	0						
Pat Clements, R ERA: 4.05	(8, PH)									0	0	0	0	0	0	0						
Jim Morrison, R OBP: 0.320, SLG: 0.333 (9, 1)										1	0	0	0	0	0	3						
Jim Winn, R ERA: 2.57	(9, 1)									0	0	0	0	0	0	0						
Inning Stats	R: 0 E: 0 K: 1 S: 5	H: 0 LOB: 0 BB: 0 P: 5	R: 0 E: 0 K: 0 S: 3	H: 0 LOB: 1 BB: 1 P: 7	R: 0 E: 0 K: 0 S: 4	H: 0 LOB: 0 BB: 0 P: 4	R: 0 E: 0 K: 0 S: 3	H: 0 LOB: 0 BB: 0 P: 3	R: 1 E: 0 K: 0 S: 4	H: 1 LOB: 1 BB: 0 P: 4	R: 0 E: 0 K: 0 S: 3	H: 0 LOB: 2 BB: 2 P: 11	R: 1 E: 1 K: 1 S: 7	H: 2 LOB: 1 BB: 0 P: 7	R: 2 E: 0 K: 0 S: 6	H: 3 LOB: 3 BB: 2 P: 14	R: 1 E: 0 K: 0 S: 5	H: 2 LOB: 1 BB: 0 P: 5	1B: 7 2B: 1 3B: 0 HR: 1	SF: 0 SAC: 0 DP: 0 HBP: 0	WP: 0 PB: 0 SB: 1 CS: 0	PA: 41
PITCHER	IP WLS BF H R ER SO BB IBB HBP BLK WP HR S P ERA WHIP																					
Charles Hudson, R ERA: 3.6	(1, 1)	7.1		30	5	3	2	2	3	0	0	0	0	0	1	31	43	2.46	1.091			
Don Carman, L ERA: 6.43	(8, 1)	0.1		3	1	0	0	0	1	0	0	0	0	0	2	6	0.00	6.000				
Kent Tekulve, R ERA: 4.5	(8, 1)	0.1		4	2	2	2	0	1	0	0	0	0	0	3	7	54.00	9.000				
Dave Rucker, L ERA: 4.05	(9, 1)	0.2		3	1	0	0	0	0	0	0	0	0	3	3	0.00	1.500					
Steve Bedrosian, R ERA: 7.27	(9, 1)	0.1	S	1	0	0	0	0	0	0	0	0	0	1	1	0.00	0.000					

Batter	1	2	3	4	5	6	7	8	9	AB	R	H	RBI	BB	SO	LOB	TOP								
Greg Gross, L (1, 7) OBP: 0.400, SLG: 0.143 Chris James, R (6, PH) OBP: 0.300, SLG: 0.556 (6, 7)	4-0 FC4-6 BB	0-0 4-3		0-0 1B		0-3 K		0-0 F9		2	0	1	0	1	0	1	Philadelphia Phillies @ Pittsburgh Pirates Three Rivers Stadium, Pittsburgh, PA Sun Apr 27 1986, 3:33 AM EDT Att: 17,218 - Unknown								
Milt Thompson, L (1, 8) OBP: 0.224, SLG: 0.273	0-0 FC4-6 BB 1-2		0-0 BLK BB	0-0 1B		0-0 E 2B		0-3 K		4	0	2	1	1	1	2									
Von Hayes, L (1, 3) OBP: 0.271, SLG: 0.294	0-3 K		0-0 F7	0-0 SF8		0-0 1-3		0-0 4-3		4	0	0	1	0	1	6									
Mike Schmidt, R (1, 5) OBP: 0.377, SLG: 0.557	4-0 BB		0-0 F7	0-0 L5		0-0 E4 FC6-4		0-0 F8		4	0	0	0	1	0	5									
Joe Lefebvre, L (1, 9) Glenn Wilson, R (6, PH) OBP: 0.266, SLG: 0.185 (6, 9)	0-0 P6		0-0 BB		0-0 1-3	0-0 FC6-4		0-0 6-3		2	0	0	0	1	0	2									
Darren Daulton, L (1, 2) OBP: 0.432, SLG: 0.633		0-0 4-3	0-0 F7		0-3 K		0-0 G3		0-0 G3		5	0	0	0	0	1		2							
Luis Aguayo, R (1, 4) OBP: 0.191, SLG: 0.209		1-0 4-3 1B HBP		0-0 1B 3B		0-0 5-3		0-0 F7		3	2	1	0	0	0	0									
Steve Jeltz, S (1, 6) OBP: 0.390, SLG: 0.333		0-0 4-3		0-3 K		4-0 E 2B BB		0-0 3-1		3	1	0	0	1	1	2									
Steve Carlton, L (1, 1) Charles Hudson, S (6, PR) Dave Stewart, R (6, 1) Greg Legg, R (8, PH) Larry Andersen, R (8, 1)	0-0 BLK 1B		0-0 1B SF8 1B		0-0 E3 2B E		0-0 1B				3	1	2	2	0	0		1							
Inning Stats	R: 0 E: 0 K: 1 S: 5	H: 0 LOB: 2 BB: 2 P: 13	R: 1 E: 0 K: 0 S: 4	H: 1 LOB: 0 BB: 0 P: 5	R: 0 E: 0 K: 0 S: 3	H: 0 LOB: 2 BB: 0 P: 11	R: 2 E: 0 K: 1 S: 9	H: 4 LOB: 2 BB: 0 P: 9	R: 0 E: 0 K: 1 S: 5	H: 0 LOB: 0 BB: 0 P: 5	R: 2 E: 2 K: 1 S: 8	H: 1 LOB: 2 BB: 1 P: 12	R: 0 E: 0 K: 0 S: 3	H: 0 LOB: 0 BB: 0 P: 3	R: 0 E: 0 K: 1 S: 6	H: 1 LOB: 1 BB: 0 P: 6		R: 0 E: 0 K: 0 S: 3	H: 0 LOB: 0 BB: 0 P: 3	1B: 5 2B: 1 3B: 1 HR: 0	SF: 1 SAC: 0 DP: 0 HBP: 1	WP: 0 PB: 0 SB: 0 CS: 0	PA: 42		
PITCHER	IP	WLS	BF	H	R	ER	SO	BB	IBB	HBP	BLK	WP	HR	S	P	ERA	WHIP								
Mike Bielecki, R (1, 1) ERA: 6.75	5.0	W	27	5	5	4	3	5	0	1	2	0	0	27	48	7.20	2.000								
Bob Patterson, L (6, 1) ERA:	0.2		4	1	0	0	1	0	0	0	0	0	0	6	6	0.00	1.500								
Bob Walk, R (6, 1) ERA: 1.15	3.1	S	11	1	0	0	1	0	0	0	0	0	0	13	13	0.00	0.300								

Batter	1	2	3	4	5	6	7	8	9	AB	R	H	RBI	BB	SO	LOB	BOTTOM								
R.J. Reynolds, S (1, 8) OBP: 0.348, SLG: 0.516 (7, 7)	0-0 F3	0-0 4-3	0-3 K		0-0 E5		0-0 4-3	0-0 2B		6	0	1	2	0	1	7	Philadelphia Phillies @ Pittsburgh Pirates Three Rivers Stadium, Pittsburgh, PA Sun Apr 27 1986, 3:33 AM EDT Att: 17,218 - Unknown								
Jim Morrison, R (8, PR) OBP: 0.261, SLG: 0.333 (9, 5)	0-0 F8	0-0 S SF8 2B		0-0 HR	0-0 FC3-2 IBB		0-0 4-3	0-0 2B		5	2	3	4	1	0	1									
Bill Almon, R (1, 5) OBP: 0.520, SLG: 1.000 (9, 7)	0-0 F8	0-0 S SF8 2B		0-0 HR	0-0 FC3-2 IBB		0-0 4-3	0-0 2B		5	0	0	1	0	0	5									
Johnny Ray, S (1, 4) OBP: 0.463, SLG: 0.542	0-0 4-3	0-0 SF8		0-0 6-3	0-0 FC3-2 FC6		0-0 6-3	0-0 5-3		5	0	0	1	0	0	5									
Mike Brown, R (1, 9) OBP: 0.364, SLG: 0.469		0-0 E BB		0-0 1B	0-0 FC6		0-0 1B	0-0 2B		4	2	2	0	1	0	3									
Mike Diaz, R (1, 7) Joe Orsulak, L (7, 8) OBP: 0.308, SLG: 0.250 OBP: 0.286, SLG: 0.380		0-0 BB 1B	0-0 F8	0-3 K		0-3 K		0-0 2B 1B		4	1	1	0	0	2	1									
Tony Peña, R (1, 2) OBP: 0.361, SLG: 0.377	0-0 E BB	0-0 E BB	0-0 2B	0-0 1B		0-0 F9		0-0 CS 2B		4	1	3	1	1	0	0									
Sid Bream, L (1, 3) OBP: 0.396, SLG: 0.548	0-0 E3 E 4-3	0-0 E BB	0-0 F3		0-0 F3		0-0 S BB	0-0 CS 2B 1B		3	2	1	1	2	0	3									
Rafael Belliard, R (1, 6) OBP: 0.292, SLG: 0.304	0-0 E4 E 2B	0-0 E4 E 2B		0-0 SH2-4 FC3-2 1B		0-0 4-3		0-3 K		5	1	1	1	0	1	6									
Mike Bielecki, R (1, 1) Bob Patterson, R (6, 1) Bob Walk, R (6, 1) OBP: 0.400, SLG: 0.800	0-0 E5 2B	0-0 K		0-0 SH2-4		0-0 4-3		0-0 2B		2	1	0	0	0	1	5									
Inning Stats	R: 0 E: 0 K: 0 S: 3	H: 2 LOB: 0 BB: 2 P: 16	R: 0 E: 1 K: 2 S: 9	H: 1 LOB: 3 BB: 1 P: 13	R: 1 E: 0 K: 1 S: 8	H: 3 LOB: 2 BB: 0 P: 8	R: 0 E: 1 K: 0 S: 5	H: 0 LOB: 1 BB: 1 P: 9	R: 0 E: 0 K: 1 S: 4	H: 1 LOB: 1 BB: 0 P: 4	R: 5 E: 0 K: 1 S: 11	H: 7 LOB: 1 BB: 0 P: 11	R: 0 E: 0 K: 0 S: 3	H: 0 LOB: 0 BB: 0 P: 3	1B: 6 2B: 8 3B: 0 HR: 1	SF: 1 SAC: 1 DP: 0 HBP: 0	WP: 0 PB: 0 SB: 2 CS: 2	PA: 48							
PITCHER	IP	WLS	BF	H	R	ER	SO	BB	IBB	HBP	BLK	WP	HR	S	P	ERA	WHIP								
Steve Carlton, L (1, 1) ERA: 6.91	5.0	L	31	7	8	3	3	3	1	0	0	0	0	33	49	5.40	2.000								
Dave Stewart, R (6, 1) ERA: 4.29	2.0		8	1	0	0	1	1	0	0	0	0	0	9	13	0.00	1.000								
Larry Andersen, R (8, 1) ERA: 7.36	1.0		9	7	5	5	1	0	0	0	0	0	0	11	11	45.00	7.000								

Batter	1	2	3	4	5	6	7	8	9	AB	R	H	RBI	BB	SO	LOB	TOP
Bill Doran, S OBP: 0.422, SLG: 0.362 (1,4)	F7	BB		L9		S	F7			5	0	2	1	0	0	2	Houston Astros @ Philadelphia Phillies Veterans Stadium, Philadelphia, PA Tue Apr 29 1986, 7:05 PM EDT Att: 16,313 - Unknown
Dickie Thon, R OBP: 0.327, SLG: 0.347 (1,6)	FC5	BB		F7		L7		6-3		4	0	1	0	1	0	1	
Phil Garner, R OBP: 0.377, SLG: 0.700 (1,5)	3-1	BB				F8		K		5	1	1	0	0	1	5	
Glenn Davis, R OBP: 0.256, SLG: 0.394 (1,3)	BB			F8		F2		6-3		4	1	1	1	1	0	1	
Kevin Bass, S OBP: 0.320, SLG: 0.406 (1,9)	FC5			K		FC6-4		F9		5	0	1	0	0	1	2	
Jose Cruz, L OBP: 0.212, SLG: 0.172 (8,7)										3	0	1	1	0	0	1	
Janet Chisholm, L OBP: 0.225, SLG: 0.185 (7,9)										1	1	1	0	0	0	0	
Terry Puhl, L OBP: 0.225, SLG: 0.185 (7,9)										0	0	0	0	0	0	0	
Frank DiPino, L OBP: 0.225, SLG: 0.185 (7,9)										0	0	0	0	0	0	0	
Charlie Kerfeld, R OBP: 0.481, SLG: 0.720 (8,9)										1	0	0	0	0	0	0	
Craig Reynolds, L OBP: 0.481, SLG: 0.720 (8,9)										0	0	0	0	0	0	0	
Denny Walling, L OBP: 0.481, SLG: 0.720 (8,9)										2	0	0	0	0	0	4	
Inning Stats	R: 0 H: 1 E: 0 K: 0 S: 4	H: 2 R: 4 ER: 4 SO: 2 BB: 2 P: 8	H: 2 R: 0 ER: 0 SO: 1 BB: 2 P: 13	H: 2 R: 0 ER: 0 SO: 1 BB: 2 P: 7	H: 0 R: 0 ER: 0 SO: 12 BB: 0 P: 5	H: 4 R: 0 ER: 0 SO: 12 BB: 0 P: 7	H: 1 R: 0 ER: 0 SO: 12 BB: 1 P: 4	H: 2 R: 1 ER: 0 SO: 9 BB: 1 P: 9	H: 0 R: 0 ER: 0 SO: 5 BB: 0 P: 5	H: 2 R: 0 ER: 0 SO: 5 BB: 0 P: 5	1B: 10 2B: 4 3B: 0 HR: 0	SF: 0 SAC: 0 DP: 0 HBP: 0	WP: 0 PA: 45 PB: 0 SB: 1 CS: 0				
PITCHER	IP WLS BF H R ER SO BB IBB HBP BLK WP HR S P ERA WHIP																
Shane Rawley, L ERA: 2.41 (1,1)	6.1 W 35 12 4 4 2 4 0 0 0 0 0 0 35 51 5.68 2.526																
Kent Tekulve, R ERA: 1.93 (7,1)	2.2 10 2 0 0 1 0 0 0 0 0 0 0 12 12 0.00 0.750																

Batter	1	2	3	4	5	6	7	8	9	AB	R	H	RBI	BB	SO	LOB	BOTTOM
Mitt Thompson, L OBP: 0.238, SLG: 0.271 (1,8)	WP	BB		F8		G4-6-3		E5		4	2	1	0	1	0	2	Houston Astros @ Philadelphia Phillies Veterans Stadium, Philadelphia, PA Tue Apr 29 1986, 7:05 PM EDT Att: 16,313 - Unknown
Rick Schu, R OBP: 0.474, SLG: 0.778 (1,5)	FC3	BB		HR		K				4	1	3	1	1	1	1	
Von Hayes, L OBP: 0.286, SLG: 0.286 (1,7)	FC3	HR		F9		F9		F3		5	1	1	1	0	0	5	
Mike Schmidt, R OBP: 0.378, SLG: 0.594 (1,3)	HR			SF9		F8		K		3	3	1	4	1	1	2	
Glenn Wilson, R OBP: 0.261, SLG: 0.186 (1,9)	K			F3		F9		F9		5	0	1	0	0	1	2	
Darren Daulton, L OBP: 0.476, SLG: 0.719 (1,2)	HR			K		FC6		HR		2	2	1	2	3	1	2	
Luis Aguayo, R OBP: 0.212, SLG: 0.313 (1,4)	HR			E		F8		5-3		5	2	2	2	0	0	2	
Steve Jeltz, S OBP: 0.375, SLG: 0.321 (1,6)	K			E7		1-3		G2		5	1	1	0	0	1	2	
Shane Rawley, R ERA: 2.41 (1,1)	2-3			4-3		G4-6-3		G1		2	0	0	0	1	0	1	
Kent Tekulve, R ERA: 1.93 (7,1)				4-3						1	0	0	0	0	0	0	
Inning Stats	R: 6 H: 2 E: 0 K: 2 S: 10	H: 3 R: 6 ER: 6 SO: 2 BB: 0 P: 8	H: 4 R: 0 ER: 0 SO: 1 BB: 0 P: 7	H: 0 R: 0 ER: 0 SO: 12 BB: 1 P: 7	H: 1 R: 0 ER: 0 SO: 12 BB: 1 P: 7	H: 0 R: 0 ER: 0 SO: 12 BB: 2 P: 11	H: 0 R: 0 ER: 0 SO: 6 BB: 0 P: 6	H: 1 R: 2 ER: 1 SO: 7 BB: 0 P: 7	H: 0 R: 0 ER: 0 SO: 5 BB: 0 P: 5	H: 1 R: 2 ER: 1 SO: 7 BB: 0 P: 7	1B: 7 2B: 1 3B: 0 HR: 3	SF: 1 SAC: 0 DP: 1 HBP: 0	WP: 1 PA: 44 PB: 1 SB: 2 CS: 0				
PITCHER	IP WLS BF H R ER SO BB IBB HBP BLK WP HR S P ERA WHIP																
Nolan Ryan, R ERA: 5.56 (1,1)	1.0 L 13 7 3 3 1 0 0 0 0 0 0 0 15 15 13.50 3.500																
Julio Solano, R ERA: 5.53 (2,1)	2.0 7 3 3 1 0 0 0 0 0 0 0 0 15 15 13.50 3.500																
Mike Madden, L ERA: 2.7 (4,1)	1.0 4 0 0 0 0 1 0 0 0 0 0 0 3 7 0.00 1.000																
Jeff Calhoun, L ERA: 1.29 (5,1)	2.0 9 1 1 0 0 3 0 0 0 0 0 0 6 18 0.00 2.000																
Frank DiPino, L ERA: 1.0 (7,1)	1.0 4 0 0 0 1 0 0 0 0 0 0 0 6 6 0.00 0.000																

Batter	1	2	3	4	5	6	7	8	9	AB	R	H	RBI	BB	SO	LOB	TOP											
Bill Doran, S OBP: 0.425, SLG: 0.361 (1, 4)	4-0 CS BB		0-0 1-2 1B		0-3 K			0-0 4-3		3	0	1	0	1	1	1	Houston Astros @ Philadelphia Phillies Veterans Stadium, Philadelphia, PA Wed Apr 30 1986, 7:05 PM EDT Att: 17,134 - Unknown AB 29 R 1 H 6 RBI 1 BB 3 SO 4 LOB 11											
Craig Reynolds, L OBP: 0.419, SLG: 0.621 (1, 6)	0-0 F7		0-0 L8			0-0 3-1		0-0 F5		4	0	0	0	0	0	3												
Jose Cruz, L OBP: 0.194, SLG: 0.152 Billy Hatcher, R OBP: 0.250, SLG: 0.222 (6, 7)	0-0 F7			0-0 F8		0-0 4-3		0-3 K		4	0	0	0	0	1	1												
Glenn Davis, R OBP: 0.268, SLG: 0.467 (1, 3)	0-0 CS	0-0 F6		0-0 HR		0-0 3B		0-0 6-3		4	1	2	1	0	0	0												
Kevin Bass, S OBP: 0.316, SLG: 0.397 (1, 8) (8, 9)		0-3 K		0-0 F8		0-0 4-3		0-0 G6-4-3 1B		4	0	1	0	0	1	1												
Denny Walling, L OBP: 0.349, SLG: 0.395 Phil Garner, R OBP: 0.370, SLG: 0.686 (9, PH) (9, 5)		0-0 F4		0-0 L8			0-0 G3-6-3 1B		0-0 G6-4-3 1B	3	0	1	0	0	0	0												
Alan Ashby, S OBP: 0.396, SLG: 0.550 (1, 2)			4-0 1B BB		0-0 F8		0-0 G3-6-3 1B			2	0	0	0	1	0	1												
Terry Puhl, L OBP: 0.286, SLG: 0.207 Tony Walker, R OBP: 0.275, SLG: 0.300 (8, 8)			0-0 F8		4-0 SH3 BB		0-0 1B			2	0	1	0	1	0	1												
Mike Scott, R Frank DiPino, L Charlie Kerfeld, R Dave Smith, R (1, 1) (7, 1) (7, 1) (9, 1)			0-3 K		0-0 SH3		0-0 4-3			2	0	0	0	0	1	2												
Inning Stats	R: 0 E: 0 K: 0 S: 2	H: 0 LOB: 0 BB: 1 P: 6	R: 0 E: 0 K: 1 S: 5	H: 0 LOB: 0 BB: 0 P: 5	R: 0 E: 0 K: 1 S: 6	H: 1 LOB: 2 BB: 1 P: 10	R: 1 E: 0 K: 0 S: 4	H: 1 LOB: 0 BB: 0 P: 4	R: 0 E: 0 K: 0 S: 4	H: 2 LOB: 1 BB: 0 P: 4	R: 0 E: 0 K: 1 S: 5	H: 0 LOB: 0 BB: 0 P: 3	R: 0 E: 0 K: 0 S: 3	H: 1 LOB: 0 BB: 0 P: 3	1B: 4 2B: 0 3B: 1 HR: 1	SF: 0 SAC: 1 DP: 2 HBP: 0		WP: 0 PB: 0 SB: 0 CS: 1	PA: 34									
PITCHER	IP	WLS	BF	H	R	ER	SO	BB	IBB	HBP	BLK	WP	HR	S	P	ERA		WHIP										
Kevin Gross, R ERA: 4.3 Don Carman, L ERA: 5.0	(1, 1) (8, 1)		7.0 6	27 1	5 0	1 0	3 1	3 0	0 0	0 0	0 0	0 0	1 0	30 8	42 8	1.29 0.00		1.143 0.500										

Batter	1	2	3	4	5	6	7	8	9	AB	R	H	RBI	BB	SO	LOB	BOTTOM											
Mitt Thompson, L OBP: 0.250, SLG: 0.258 (1, 8)	0-0 B1-3		0-3 K		4-0 S BB		0-0 B5		4-0 L4-6 SH1-3 BB	3	0	0	0	2	1	4	Houston Astros @ Philadelphia Phillies Veterans Stadium, Philadelphia, PA Wed Apr 30 1986, 7:05 PM EDT Att: 17,134 - Unknown AB 31 R 0 H 6 RBI 0 BB 7 SO 7 LOB 22											
Rick Schu, R OBP: 0.435, SLG: 0.682 (1, 5)	0-3 K		0-0 F6		0-3 K		0-0 G3 1B		0-0 SH1-3	4	0	1	0	0	2	1												
Von Hayes, L OBP: 0.275, SLG: 0.300 (1, 7) (8, 9)	0-0 2B		0-0 F7		4-0 BB		0-0 G3		0-0 L4-6	4	0	1	0	1	0	3												
Mike Schmidt, R OBP: 0.385, SLG: 0.582 (1, 3)	0-3 K		0-0 BB		0-3 K		4-0 1B			3	0	1	0	1	2	3												
Glenn Wilson, R OBP: 0.260, SLG: 0.177 Don Carman, L (8, 1)		0-0 L8		4-0 BB		0-0 F4		0-0 F4		3	0	0	0	1	0	5												
Darren Daulton, L OBP: 0.457, SLG: 0.667 (1, 2)		0-0 1B BB		0-0 F4		0-0 4-3		0-0 F7		4	0	1	0	0	0	2												
Luis Aguayo, R OBP: 0.214, SLG: 0.294 (1, 4)		4-0 1B BB		0-3 K		0-0 F8		0-0 L7		3	0	0	0	1	1	0												
Steve Jeltz, S OBP: 0.382, SLG: 0.321 (1, 6)		0-0 1-2 2-3 1B		0-0 4-3		0-0 F9		4-0 S BB		3	0	1	0	1	0	0												
Kevin Gross, R OBP: 0.100, SLG: 0.100 Greg Gross, L OBP: 0.417, SLG: 0.222 (7, PH) (8, 7)		0-3 K		0-0 4-3			0-0 G3 1B		0-0 6-3	2	0	0	0	0	1	3												
Inning Stats	R: 0 E: 0 K: 2 S: 8	H: 1 LOB: 1 BB: 0 P: 8	R: 0 E: 0 K: 2 S: 9	H: 2 LOB: 3 BB: 1 P: 13	R: 0 E: 0 K: 0 S: 4	H: 1 LOB: 2 BB: 1 P: 8	R: 0 E: 0 K: 1 S: 5	H: 0 LOB: 0 BB: 0 P: 5	R: 0 E: 0 K: 2 S: 7	H: 0 LOB: 2 BB: 2 P: 15	R: 0 E: 0 K: 0 S: 3	H: 0 LOB: 0 BB: 0 P: 3	R: 0 E: 0 K: 0 S: 5	H: 2 LOB: 3 BB: 1 P: 9	R: 0 E: 0 K: 0 S: 3	H: 0 LOB: 1 BB: 1 P: 7		R: 0 E: 0 K: 0 S: 2	H: 0 LOB: 0 BB: 1 P: 6	1B: 5 2B: 2 3B: 0 HR: 0	SF: 0 SAC: 1 DP: 1 HBP: 0	WP: 0 PB: 0 SB: 2 CS: 0	PA: 39					
PITCHER	IP	WLS	BF	H	R	ER	SO	BB	IBB	HBP	BLK	WP	HR	S	P	ERA		WHIP										
Mike Scott, R Frank DiPino, L Charlie Kerfeld, R Dave Smith, R (1, 1) (7, 1) (7, 1) (9, 1)			6.1 0.1 1.1 1.0	29 1	6 0	0 0	0 0	7 0	4 0	0 0	0 0	0 0	0 0	1 4	5 12	0.00 0.00 0.00 0.00		1.579 0.750 1.000										

Batter	1	2	3	4	5	6	7	8	9	AB	R	H	RBI	BB	SO	LOB	TOP											
Bill Sample, R OBP: 0.310, SLG: 0.393 (1, 9)										4	2	1	0	1	1	2	Atlanta Braves @ Philadelphia Phillies Veterans Stadium, Philadelphia, PA Fri May 02 1986, 7:05 PM EDT Att: 20,237 - Unknown											
Rafael Ramirez, R OBP: 0.291, SLG: 0.393 (1, 5)										5	0	1	0	0	0	2												
Dale Murphy, R OBP: 0.417, SLG: 0.625 (1, 8)										4	0	0	0	1	1	1												
Bob Horner, R OBP: 0.321, SLG: 0.386 (1, 3)										5	2	4	2	0	0	1												
Terry Harper, R OBP: 0.320, SLG: 0.308 (1, 7)										4	1	0	0	1	1	5												
Andres Thomas, R OBP: 0.400, SLG: 0.526 (1, 6)										5	0	3	1	0	1	0												
Ozzie Virgil, R OBP: 0.240, SLG: 0.262 (1, 2)										3	1	1	1	1	1	3												
Glenn Hubbard, R OBP: 0.351, SLG: 0.367 (1, 4)										3	0	1	1	1	0	2												
David Palmer, R (1, 1)										4	1	0	0	0	0	4												
Inning Stats	R: 3 E: 1 K: 0 S: 6	H: 3 LOB: 1 BB: 1 P: 10	R: 2 E: 1 K: 0 S: 5	H: 1 LOB: 2 BB: 2 P: 13	R: 0 E: 0 K: 0 S: 3	H: 0 LOB: 2 BB: 2 P: 11	R: 0 E: 0 K: 0 S: 4	H: 1 LOB: 1 BB: 0 P: 4	R: 1 E: 0 K: 1 S: 6	H: 1 LOB: 0 BB: 0 P: 6	R: 0 E: 0 K: 0 S: 3	H: 0 LOB: 0 BB: 0 P: 3	R: 1 E: 1 K: 1 S: 8	H: 3 LOB: 2 BB: 0 P: 8	R: 0 E: 0 K: 2 S: 7	H: 0 LOB: 0 BB: 0 P: 7		R: 0 E: 0 K: 1 S: 7	H: 2 LOB: 2 BB: 0 P: 7	1B: 10 2B: 1 3B: 0 HR: 0	SF: 2 SAC: 0 DP: 0 HBP: 0	WP: 1 PB: 0 SB: 1 CS: 0	PA: 44					
PITCHER	IP	WLS	BF	H	R	ER	SO	BB	IBB	HBP	BLK	WP	HR	S	P	ERA	WHIP											
Steve Carlton, L ERA: 6.89 (1, 1)	4.0	L	23	5	5	3	0	5	0	0	0	1	0	0	18	38	6.75	2.500										
Dave Stewart, R ERA: 4.32 (5, 1)	2.0		7	1	1	1	1	0	0	0	1	0	0	9	9	4.50	0.500											
Dave Rucker, L ERA: 1.08 (7, 1)	2.0		9	3	1	1	3	0	0	0	0	0	0	15	15	4.50	1.500											
Steve Bedrosian, R ERA: 6.52 (9, 1)	1.0		5	2	0	0	1	0	0	0	0	0	0	7	7	0.00	2.000											

AB	37
R	7
H	11
RBI	5
BB	5
SO	5
LOB	20



Batter	1	2	3	4	5	6	7	8	9	AB	R	H	RBI	BB	SO	LOB	BOTTOM										
Milt Thompson, L OBP: 0.247, SLG: 0.242 (1, 8)										4	0	0	0	1	1	5	Atlanta Braves @ Philadelphia Phillies Veterans Stadium, Philadelphia, PA Fri May 02 1986, 7:05 PM EDT Att: 20,237 - Unknown										
Rick Schu, R OBP: 0.464, SLG: 0.640 (1, 5)										3	1	1	0	2	1	0											
Juan Samuel, R OBP: 0.333, SLG: 0.316 (1, 4)										5	0	1	0	0	2	4											
Mike Schmidt, R OBP: 0.410, SLG: 0.592 (1, 3)										4	0	3	1	0	0	2											
Von Hayes, L OBP: 0.260, SLG: 0.281 (1, 7)										4	0	0	0	0	2	6											
Glenn Wilson, R OBP: 0.273, SLG: 0.172 (1, 9)										2	0	0	0	2	0	2											
Darren Daulton, L OBP: 0.440, SLG: 0.615 (1, 2)										3	0	0	0	1	1	1											
Steve Jeltz, S OBP: 0.361, SLG: 0.300 (1, 6)										4	0	0	0	0	1	3											
Steve Carlton, L OBP: 0.231, SLG: 0.167 (1, 1)										0	0	0	0	1	0	0											
Joe Lefebvre, L (4, PH)										1	0	0	0	0	0	1											
Dave Stewart, R (5, PH)										0	0	0	0	0	0	0											
Chris James, R OBP: 0.273, SLG: 0.500 (6, PH)										1	0	0	0	0	0	0											
Dave Rucker, L (7, PH)										0	0	0	0	0	0	0											
Steve Bedrosian, R (9, PH)										0	0	0	0	0	0	0											
Tom Foley, L (9, PH)										1	0	0	0	0	0	0											
Inning Stats	R: 1 E: 0 K: 0 S: 4	H: 1 LOB: 1 BB: 1 P: 8	R: 0 E: 0 K: 2 S: 7	H: 0 LOB: 2 BB: 2 P: 15	R: 0 E: 0 K: 0 S: 4	H: 2 LOB: 1 BB: 0 P: 4	R: 0 E: 0 K: 1 S: 5	H: 0 LOB: 2 BB: 2 P: 13	R: 0 E: 0 K: 1 S: 5	H: 0 LOB: 2 BB: 1 P: 10	R: 0 E: 1 K: 0 S: 4	H: 0 LOB: 1 BB: 0 P: 4	R: 0 E: 0 K: 3 S: 10	H: 1 LOB: 1 BB: 0 P: 10	R: 0 E: 0 K: 1 S: 5	H: 0 LOB: 0 BB: 0 P: 5	R: 0 E: 0 K: 1 S: 6	H: 1 LOB: 2 BB: 1 P: 10	1B: 5 2B: 0 3B: 0 HR: 0	SF: 0 SAC: 0 DP: 1 HBP: 1	WP: 0 PB: 0 SB: 1 CS: 0	PA: 40					
PITCHER	IP	WLS	BF	H	R	ER	SO	BB	IBB	HBP	BLK	WP	HR	S	P	ERA	WHIP										
David Palmer, R ERA: 2.73 (1, 1)	9.0	W	40	5	1	1	9	7	0	1	0	0	0	50	79	1.00	1.333										



Batter	1	2	3	4	5	6	7	8	9	AB	R	H	RBI	BB	SO	LOB	TOP			
Claudell Washington, L OBP: 0.282, SLG: 0.386 (1.9)	F8		K					F9		4	0	1	0	0	1	1	Atlanta Braves @ Philadelphia Phillies Veterans Stadium, Philadelphia, PA Sun May 04 1986, 3:33 AM EDT Att: 37,352 - Unknown livebaseballscorecards.com			
Ken Oberkfell, L OBP: 0.413, SLG: 0.388 (1.5)	CS BB				F8			F6		2	0	0	0	2	0	1				
Dale Murphy, R OBP: 0.396, SLG: 0.593 (1.8)	F8				5-3			K		4	0	0	0	0	1	3				
Bob Horner, R OBP: 0.322, SLG: 0.390 (1.3)	CS 1-2				K					4	0	0	0	0	1	0				
Terry Harper, R OBP: 0.333, SLG: 0.347 (1.7)										3	1	2	1	1	0	0				
Andres Thomas, R OBP: 0.429, SLG: 0.630 (1.6)										3	0	0	0	0	0	2				
Ozzie Virgil, R OBP: 0.241, SLG: 0.265 (1.2)										3	0	0	0	0	0	1				
Glenn Hubbard, R OBP: 0.376, SLG: 0.433 (1.4)										3	0	1	0	0	0	0				
Joe Johnson, R OBP: 0.333, SLG: 0.273 (1.1)										1	0	0	0	0	0	0				
Omar Moreno, L OBP: 0.265, SLG: 0.400 (6, PH)										1	0	0	0	0	0	0				
Gene Garber, R OBP: 0.550, SLG: 0.647 (8, PH)										1	0	0	0	0	0	1				
Bruce Sutter, R OBP: 0.550, SLG: 0.647 (8, PH)										0	0	0	0	0	0	0				
Inning Stats	R: 0 E: 0 K: 0 S: 2	H: 0 LOB: 0 BB: 1 P: 6	R: 0 E: 0 K: 0 S: 4	H: 1 LOB: 1 BB: 0 P: 4	R: 0 E: 0 K: 1 S: 5	H: 0 LOB: 0 BB: 0 P: 5	R: 0 E: 0 K: 1 S: 5	H: 0 LOB: 0 BB: 0 P: 6	R: 0 E: 0 K: 1 S: 6	H: 1 LOB: 2 BB: 1 P: 10	R: 1 E: 0 K: 0 S: 4	H: 1 LOB: 0 BB: 0 P: 4	R: 0 E: 0 K: 0 S: 4	H: 1 LOB: 1 BB: 0 P: 4	R: 0 E: 0 K: 0 S: 3	H: 0 LOB: 0 BB: 0 P: 3		1B: 2 2B: 1 3B: 0 HR: 1	SF: 0 SAC: 0 DP: 1 HBP: 0	WP: 0 PB: 0 SB: 0 CS: 1
PITCHER Kevin Gross, R ERA: 3.52 (1.1)	IP: 9.0 WLS: W BF: 32 H: 4 R: 1 ER: 1 SO: 3 BB: 3 IBB: 0 HBP: 0 BLK: 1 WP: 0 HR: 1 S: 35 P: 47 ERA: 1.00 WHIP: 0.778																			

Batter	1	2	3	4	5	6	7	8	9	AB	R	H	RBI	BB	SO	LOB	BOTTOM				
Milt Thompson, L OBP: 0.244, SLG: 0.240 (1.8)	4-3		FC					4-3		4	0	0	0	0	0	0	Atlanta Braves @ Philadelphia Phillies Veterans Stadium, Philadelphia, PA Sun May 04 1986, 3:33 AM EDT Att: 37,352 - Unknown livebaseballscorecards.com				
Rick Schu, R OBP: 0.405, SLG: 0.545 (1.5)	1-3							F6		4	1	1	0	0	0	0					
Juan Samuel, R OBP: 0.367, SLG: 0.423 (1.4)								B1-3		3	2	1	1	1	1	0					
Mike Schmidt, R OBP: 0.385, SLG: 0.538 (1.3)	F8									3	0	0	0	0	1	2					
Von Hayes, L OBP: 0.284, SLG: 0.286 (1.7)										2	1	0	0	1	2	0					
Glenn Wilson, R OBP: 0.299, SLG: 0.164 (1.9)										2	0	0	1	0	0	0					
Darren Daulton, L OBP: 0.434, SLG: 0.585 (1.2)										2	1	0	0	1	1	0					
Steve Jeltz, S OBP: 0.382, SLG: 0.359 (1.6)										3	0	2	3	0	0	0					
Kevin Gross, R OBP: 0.077, SLG: 0.077 (1.1)										3	0	0	0	0	0	2					
Inning Stats	R: 1 E: 0 K: 0 S: 4	H: 1 LOB: 0 BB: 0 P: 4	R: 0 E: 0 K: 1 S: 5	H: 0 LOB: 0 BB: 0 P: 5	R: 0 E: 0 K: 0 S: 3	H: 0 LOB: 0 BB: 0 P: 3	R: 4 E: 0 K: 1 S: 7	H: 2 LOB: 1 BB: 3 P: 19	R: 0 E: 0 K: 1 S: 5	H: 0 LOB: 0 BB: 0 P: 5	R: 0 E: 0 K: 1 S: 5	H: 1 LOB: 0 BB: 0 P: 5	R: 0 E: 0 K: 0 S: 3	H: 0 LOB: 0 BB: 0 P: 3	R: 0 E: 0 K: 0 S: 3	H: 0 LOB: 0 BB: 0 P: 3		1B: 2 2B: 1 3B: 0 HR: 1	SF: 1 SAC: 0 DP: 0 HBP: 0	WP: 0 PB: 0 SB: 0 CS: 1	PA: 30
PITCHER Joe Johnson, R ERA: 3.78 (1.1)	IP: 5.0 WLS: L BF: 21 H: 3 R: 5 ER: 5 SO: 3 BB: 2 IBB: 1 HBP: 0 BLK: 0 WP: 0 HR: 1 S: 24 P: 36 ERA: 9.00 WHIP: 1.000																				
Gene Garber, R ERA: 2.7 (6.1)	2.0 WLS: L BF: 6 H: 1 R: 0 ER: 0 SO: 2 BB: 0 IBB: 0 HBP: 0 BLK: 0 WP: 0 HR: 0 S: 10 P: 10 ERA: 0.00 WHIP: 0.500																				
Bruce Sutter, R ERA: 4.5 (8.1)	1.0 WLS: L BF: 3 H: 0 R: 0 ER: 0 SO: 0 BB: 0 IBB: 0 HBP: 0 BLK: 0 WP: 0 HR: 0 S: 3 P: 3 ERA: 0.00 WHIP: 0.000																				

Batter	1	2	3	4	5	6	7	8	9	AB	R	H	RBI	BB	SO	LOB	TOP						
Tim Raines, S OBP: 0.408, SLG: 0.505	L7		F8		F8		F9	F9		5	1	2	0	0	0	1	Montreal Expos @ Philadelphia Phillies Veterans Stadium, Philadelphia, PA Mon May 05 1986, 7:05 PM EDT Att: 15,425 - Unknown						
Hern Wittingham, L OBP: 0.390, SLG: 0.364 Andre Dawson, R OBP: 0.398, SLG: 0.645	6-3		1B		1B		F9	F9		3	1	2	1	0	0	0							
Mitch Webster, S OBP: 0.311, SLG: 0.415	F7		F8		F8		WP			4	1	2	2	1	0	1							
Hubie Brooks, R OBP: 0.415, SLG: 0.624		1B		G6-4-3	6-3		WP			4	1	2	0	1	0	1							
Wayne Krenchicki, L OBP: 0.190, SLG: 0.333 Andres Galarraga, R OBP: 0.459, SLG: 0.650	F7		FC	G6-4-3		F9	K			3	0	0	0	0	0	2							
Tim Lincecum, R OBP: 0.413, SLG: 0.557	1B		G6-4-3		6-3			F7		5	1	2	0	0	0	1							
Vance Law, R OBP: 0.322, SLG: 0.364	F9		1B		1B			1B		3	0	2	0	1	0	2							
Dann Bilardello, R OBP: 0.265, SLG: 0.379 Jason Thompson, L OBP: 0.447, SLG: 0.571 Jeff Reardon, R	F9		K		F8			F5		3	0	0	0	0	1	4							
Jay Tibbs, R OBP: 0.267, SLG: 0.231 Jim Wohlford, R OBP: 0.071, SLG: 0.143 Dan Schatzeder, L OBP: 0.600, SLG: 0.889 Mike Fitzgerald, R OBP: 0.333, SLG: 0.600	F7		F7		F8		K	SH2-3		2	1	1	0	0	0	0							
Inning Stats	R: 0 E: 0 K: 0 S: 3	H: 0 LOB: 0 BB: 0 P: 3	R: 0 E: 0 K: 0 S: 5	H: 2 LOB: 2 BB: 0 P: 5	R: 0 E: 0 K: 0 S: 4	H: 1 LOB: 1 BB: 0 P: 4	R: 1 E: 0 K: 1 S: 6	H: 1 LOB: 1 BB: 1 P: 10	R: 2 E: 0 K: 0 S: 5	H: 3 LOB: 1 BB: 0 P: 5	R: 0 E: 0 K: 0 S: 4	H: 1 LOB: 1 BB: 0 P: 4	R: 1 E: 0 K: 2 S: 8	H: 1 LOB: 2 BB: 2 P: 16	R: 1 E: 0 K: 0 S: 6	H: 3 LOB: 2 BB: 0 P: 6		R: 1 E: 0 K: 0 S: 4	H: 1 LOB: 0 BB: 0 P: 4	1B: 8 2B: 3 3B: 1 HR: 1	SF: 0 SAC: 1 DP: 1 HBP: 0	WP: 1 PB: 0 SB: 1 CS: 0	PA: 42
PITCHER	IP	WLS	BF	H	R	ER	SO	BB	IBB	HBP	BLK	WP	HR	S	P	ERA	WHIP			ERA	WHIP		
Charles Hudson, R ERA: 3.86	6.0		26	8	3	3	1	1	0	0	0	0	0	27	31	4.50	1.500			9.00	1.000		
Don Carman, L ERA: 5.59	0.2	5	1	1	1	1	1	2	0	0	0	1	0	5	13	13.50	4.500						
Kent Tekulve, R ERA: 3.0	0.1	L	3	2	1	1	1	0	0	0	0	0	0	5	5	27.00	6.000						
Dave Rucker, L ERA: 1.89	0.1		1	0	0	0	0	0	0	0	0	0	0	1	1	0.00	0.000						
Larry Andersen, R ERA: 5.4	0.2		3	1	0	0	0	0	0	0	0	0	0	3	3	0.00	1.500						

AB	38
R	6
H	13
RBI	4
BB	3
SO	3
LOB	19



Batter	1	2	3	4	5	6	7	8	9	AB	R	H	RBI	BB	SO	LOB	BOTTOM						
Milt Thompson, L OBP: 0.264, SLG: 0.300	K		L9		CS			1B		5	1	3	1	0	1	0	Montreal Expos @ Philadelphia Phillies Veterans Stadium, Philadelphia, PA Mon May 05 1986, 7:05 PM EDT Att: 15,425 - Unknown						
Rick Schu, R OBP: 0.405, SLG: 0.514	6-3		1B		F7			5-3		4	0	1	0	1	0	3							
Juan Samuel, R OBP: 0.343, SLG: 0.387	F7		L4		1B		K			5	1	1	0	0	1	2							
Mike Schmidt, R OBP: 0.396, SLG: 0.554		F8	F9		1B		F3			5	1	3	0	0	0	1							
Von Hayes, L OBP: 0.291, SLG: 0.284		F8			S		3-1			4	0	1	0	1	0	2							
Glenn Wilson, R OBP: 0.296, SLG: 0.169		SF9			F8		5-3			4	0	1	2	0	0	2							
Darren Daulton, L OBP: 0.439, SLG: 0.558		S			F4			F2		2	1	0	0	2	0	3							
Steve Jeltz, S OBP: 0.363, SLG: 0.338		E6			K			F7		4	0	0	0	0	1	2							
Charles Hudson, S Greg Goetz, L Don Carman, L Kent Tekulve, R Dave Rucker, L Larry Andersen, R Joe Lefebvre, L Tom Fisk, L Steve Bedrosian, R		5-3			K			1B		2	0	0	0	0	0	1		3					
Inning Stats	R: 0 E: 0 K: 1 S: 5	H: 0 LOB: 0 BB: 0 P: 5	R: 2 E: 1 K: 0 S: 5	H: 1 LOB: 1 BB: 1 P: 9	R: 0 E: 0 K: 2 S: 8	H: 1 LOB: 2 BB: 1 P: 12	R: 1 E: 0 K: 1 S: 6	H: 1 LOB: 1 BB: 1 P: 10	R: 0 E: 0 K: 0 S: 3	H: 0 LOB: 0 BB: 0 P: 3	R: 0 E: 0 K: 0 S: 5	H: 2 LOB: 2 BB: 0 P: 5	R: 0 E: 0 K: 0 S: 4	H: 1 LOB: 1 BB: 0 P: 4	1B: 9 2B: 1 3B: 0 HR: 1	SF: 1 SAC: 0 DP: 0 HBP: 0		WP: 0 PB: 0 SB: 0 CS: 1	PA: 42				
PITCHER	IP	WLS	BF	H	R	ER	SO	BB	IBB	HBP	BLK	WP	HR	S	P	ERA	WHIP			ERA	WHIP		
Jay Tibbs, R ERA: 1.71	6.0		30	8	4	3	4	4	0	0	0	0	0	34	50	4.50	2.000						
Dan Schatzeder, L ERA: 2.69	1.0	W	3	0	0	0	0	0	0	0	0	0	0	3	3	0.00	0.000						
Jeff Reardon, R ERA: 3.0	2.0	S	9	3	0	0	0	0	0	0	0	0	0	9	9	0.00	1.500						

AB	37
R	4
H	11
RBI	3
BB	4
SO	4
LOB	18



Batter	1	2	3	4	5	6	7	8	9	AB	R	H	RBI	BB	SO	LOB	TOP				
Tim Raines, S OBP: 0.400, SLG: 0.510 (1,7)	F9		L7		L3		SF8 3B		F8	5	1	1	0	0	0	0	Montreal Expos @ Philadelphia Phillies Veterans Stadium, Philadelphia, PA Tue May 06 1986, 7:05 PM EDT Att: 16,528 - Unknown				
Mitch Webster, S OBP: 0.316, SLG: 0.424 (1,8) (7,9)	F4				F9	HR 2B	SF8		BB	3	1	1	1	1	0	0					
Andre Dawson, R Herm Winningham, L OBP: 0.381, SLG: 0.353 (1,9) (7,8)	K				2B	HR	K		3-1	4	2	2	2	0	2	0					
Hubie Brooks, R OBP: 0.409, SLG: 0.608 (1,6)		F6			E4 2B	6-3				4	1	1	0	0	0	1					
Tim Wallach, R OBP: 0.406, SLG: 0.554 (1,5)		F9			HR 2B	6-3	FC5-4 1B			4	1	1	1	0	0	1					
Andres Galarraga, R OBP: 0.460, SLG: 0.611 (1,3)					6-3	1B				4	1	2	1	0	1	1					
Vance Law, R OBP: 0.319, SLG: 0.395 (1,4)					HR 2B	6-3	1B		K	4	1	1	2	0	2	2					
Dann Bilardello, R OBP: 0.263, SLG: 0.364 (1,2)			6-3		F9		FC4-6 1B		1-3	4	0	1	1	0	0	0					
Andy McGaffigan, R (1,1)			4-3			K	FC4-6 1B		K	4	0	0	0	0	2	1					
Inning Stats	R: 0 E: 0 K: 1 S: 5	H: 0 LOB: 0 BB: 0 P: 5	R: 0 E: 0 K: 1 S: 6	H: 1 LOB: 1 BB: 0 P: 6	R: 0 E: 0 K: 0 S: 3	H: 0 LOB: 0 BB: 0 P: 3	R: 4 E: 1 K: 0 S: 7	H: 3 LOB: 0 BB: 0 P: 7	R: 2 E: 0 K: 1 S: 7	H: 2 LOB: 1 BB: 0 P: 5	R: 1 E: 0 K: 0 S: 5	H: 2 LOB: 1 BB: 0 P: 7	R: 0 E: 0 K: 2 S: 7	H: 0 LOB: 0 BB: 0 P: 7	R: 0 E: 0 K: 1 S: 5	H: 0 LOB: 1 BB: 1 P: 9	1B: 4 2B: 3 3B: 1 HR: 2	SF: 1 SAC: 0 DP: 0 HBP: 0	WP: 0 PB: 0 SB: 0 CS: 0	PA: 39	
PITCHER	IP	WLS	BF	H	R	ER	SO	BB	IBB	HBP	BLK	WP	HR	S	P	ERA	WHIP				
Steve Carlton, L ERA: 6.69 (1,1)	5.0	L	22	6	6	3	3	0	0	0	0	0	2	28	28	5.40	1.200				
Dave Stewart, R ERA: 6.57 (6,1)	2.0		10	4	2	2	1	0	0	0	0	0	0	12	12	9.00	2.000				
Kent Tekulve, R ERA: 2.57 (8,1)	1.0		3	0	0	0	2	0	0	0	0	0	0	7	7	0.00	0.000				
Steve Bedrosian, R ERA: 6.17 (9,1)	1.0		4	0	0	0	1	1	0	0	0	0	0	5	9	0.00	1.000				

AB	37
R	8
H	10
RBI	8
BB	1
SO	7
LOB	7



Batter	1	2	3	4	5	6	7	8	9	AB	R	H	RBI	BB	SO	LOB	BOTTOM					
Milt Thompson, L OBP: 0.272, SLG: 0.310 (1,8)	B1-3				FC3-6		6-3			4	0	1	0	1	0	3	Montreal Expos @ Philadelphia Phillies Veterans Stadium, Philadelphia, PA Tue May 06 1986, 7:05 PM EDT Att: 16,528 - Unknown					
Rick Schu, R OBP: 0.383, SLG: 0.476 (1,5)			6-3		F9				5-3	5	0	1	0	0	1	5						
Juan Samuel, R OBP: 0.308, SLG: 0.343 (1,4)	K		K						F4	4	0	0	0	0	3	2						
Mike Schmidt, R OBP: 0.390, SLG: 0.535 (1,3)	FC5-4				L8		F8		BB	3	0	0	0	1	0	1						
Von Hayes, L OBP: 0.322, SLG: 0.303 (1,7)		BLK BB			G6-4-3 1B		FC6-4 1B		BB	2	0	2	0	2	0	0						
Glenn Wilson, R OBP: 0.244, SLG: 0.160 (1,9)		K			G6-4-3		FC6-4		L4	4	0	0	0	0	1	5						
Darren Daulton, L OBP: 0.410, SLG: 0.511 (1,2)		K					4-3		L4	4	0	0	0	0	1	1						
Steve Jeltz, S OBP: 0.369, SLG: 0.347 (1,6)		5-3					4-3		BB	4	0	2	0	0	0	1						
Steve Carlton, L Tom Fisk, L Dave Stewart, R Greg Gross, L Kent Tekulve, R Steve Bedrosian, R Joe Lefebvre, L OBP: 0.214, SLG: 0.154 OBP: 0.200, SLG: 0.600 OBP: 0.345, SLG: 0.273 OBP: 0.333, SLG: 0.167 (1,1) (5,PH) (6,1) (7,PH) (8,1) (9,1) (9,PH)			G3				FC3-6 1B		K	1	0	0	0	0	0	0						
Inning Stats	R: 0 E: 0 K: 1 S: 6	H: 1 LOB: 1 BB: 1 P: 6	R: 0 E: 0 K: 2 S: 7	H: 0 LOB: 1 BB: 1 P: 11	R: 0 E: 0 K: 1 S: 6	H: 1 LOB: 0 BB: 0 P: 6	R: 0 E: 0 K: 0 S: 3	H: 1 LOB: 0 BB: 0 P: 3	R: 0 E: 0 K: 0 S: 5	H: 2 LOB: 2 BB: 0 P: 5	R: 0 E: 0 K: 1 S: 6	H: 1 LOB: 1 BB: 0 P: 6	R: 0 E: 0 K: 0 S: 4	H: 1 LOB: 1 BB: 0 P: 4	R: 0 E: 0 K: 0 S: 3	H: 0 LOB: 2 BB: 2 P: 11	R: 0 E: 0 K: 2 S: 8	H: 1 LOB: 2 BB: 1 P: 12	1B: 7 2B: 1 3B: 0 HR: 0	SF: 0 SAC: 0 DP: 1 HBP: 0	WP: 0 PB: 0 SB: 0 CS: 0	PA: 38
PITCHER	IP	WLS	BF	H	R	ER	SO	BB	IBB	HBP	BLK	WP	HR	S	P	ERA	WHIP					
Andy McGaffigan, R ERA: 3.75 (1,1)	9.0	W	38	8	0	0	7	4	0	0	0	0	0	48	64	0.00	1.333					



Batter	1	2	3	4	5	6	7	8	9	AB	R	H	RBI	BB	SO	LOB	TOP																									
Tim Raines, S OBP: 0.408, SLG: 0.510 (1, 7)										4	3	2	0	1	0	1	Montreal Expos @ Philadelphia Phillies Veterans Stadium, Philadelphia, PA Wed May 07 1986, 7:05 PM EDT Att: 15,840 - Unknown																									
Mitch Webster, S OBP: 0.330, SLG: 0.433 (1, 8) (7, 9)										5	1	3	1	0	0	1																										
Andre Dawson, R OBP: 0.396, SLG: 0.690 Herm Winningham, L OBP: 0.395, SLG: 0.457 (1, 9) (7, 8)										4	2	1	0	0	1	4																										
Hubie Brooks, R OBP: 0.400, SLG: 0.624 (1, 6)										4	1	1	2	0	1	5																										
Tim Wallach, R OBP: 0.396, SLG: 0.545 (1, 5)										5	0	1	1	0	1	1																										
Andres Galarraga, R OBP: 0.463, SLG: 0.603 (1, 3)										4	0	2	1	0	0	1																										
Vance Law, R OBP: 0.316, SLG: 0.388 (1, 4)										4	0	1	0	0	2	2																										
Mike Fitzgerald, R OBP: 0.280, SLG: 0.500 (1, 2)										4	0	0	0	0	1	2																										
Floyd Youmans, R (1, 1)										3	0	0	0	0	0	0																										
Tim Burke, R (8, 1)										0	0	0	0	0	0	0																										
Al Newman, S OBP: 0.333, SLG: 0.300 (8, 4)										1	0	0	0	0	0	0																										
Inning Stats	R: 3 E: 1 K: 2 S: 11	H: 3 LOB: 1 BB: 0 P: 11	R: 0 E: 0 K: 0 S: 3	H: 0 LOB: 0 BB: 0 P: 3	R: 1 E: 0 K: 0 S: 5	H: 2 LOB: 1 BB: 0 P: 5	R: 0 E: 0 K: 1 S: 5	H: 0 LOB: 0 BB: 0 P: 5	R: 1 E: 0 K: 0 S: 4	H: 2 LOB: 0 BB: 0 P: 4	R: 0 E: 0 K: 2 S: 8	H: 1 LOB: 1 BB: 0 P: 8	R: 0 E: 1 K: 1 S: 7	H: 1 LOB: 2 BB: 0 P: 7	R: 0 E: 0 K: 0 S: 4	H: 1 LOB: 0 BB: 0 P: 4	R: 3 E: 0 K: 0 S: 5	H: 2 LOB: 0 BB: 1 P: 9	1B: 8 2B: 2 3B: 1 HR: 2	SF: 1 SAC: 0 DP: 1 HBP: 0	WP: 1 PB: 0 SB: 7 CS: 0	PA: 41																				
PITCHER	IP	WLS	BF	H	R	ER	SO	BB	IBB	HBP	BLK	WP	HR	S	P	ERA	WHIP	PITCHER								IP	WLS	BF	H	R	ER	SO	BB	IBB	HBP	BLK	WP	HR	S	P	ERA	WHIP
Shane Rawley, L ERA: 3.45 (1, 1)	4.0	L	20	7	5	2	3	0	0	0	0	0	0	26	26	4.50	1.750																									
Larry Andersen, R ERA: 4.91 (5, 1)	1.0		2	0	0	0	0	0	0	0	0	0	0	2	2	0.00	0.000																									
Kent Tekulve, R ERA: 1.8 (6, 1)	3.0		13	3	0	0	3	0	0	0	0	1	0	19	19	0.00	1.000																									
Don Carman, L ERA: 7.99 (9, 1)	1.0		6	2	3	3	0	1	0	0	0	0	1	5	9	27.00	3.000																									

AB	39
R	8
H	12
RBI	7
BB	1
SO	6
LOB	17



Batter	1	2	3	4	5	6	7	8	9	AB	R	H	RBI	BB	SO	LOB	BOTTOM																										
Milt Thompson, L OBP: 0.260, SLG: 0.295 (1, 8)										4	0	0	0	0	3	3	Montreal Expos @ Philadelphia Phillies Veterans Stadium, Philadelphia, PA Wed May 07 1986, 7:05 PM EDT Att: 15,840 - Unknown																										
Rick Schu, R OBP: 0.373, SLG: 0.444 (1, 5)										3	1	0	0	1	0	3																											
Juan Samuel, R OBP: 0.302, SLG: 0.316 (1, 4)										3	1	0	0	1	0	1																											
Mike Schmidt, R OBP: 0.385, SLG: 0.533 (1, 3)										4	0	1	2	0	1	0																											
Von Hayes, L OBP: 0.309, SLG: 0.288 (1, 7)										4	0	0	0	0	1	1																											
Glenn Wilson, R OBP: 0.234, SLG: 0.152 (1, 9)										4	0	0	0	0	0	1																											
John Russell, R OBP: 0.351, SLG: 0.424 (1, 2)										3	0	0	0	0	2	0																											
Steve Jeltz, S OBP: 0.368, SLG: 0.347 (1, 6)										3	0	1	0	0	1	0																											
Shane Rawley, R Larry Andersen, R Tom Foley, L Kent Tekulve, R Greg Gross, L Don Carman, L (1, 1) (5, 1) (5, PH) (8, 1) (8, PH) (9, 1)										1	0	0	0	0	1	0																											
Inning Stats	R: 2 E: 0 K: 1 S: 6	H: 1 LOB: 1 BB: 2 P: 14	R: 0 E: 0 K: 2 S: 7	H: 0 LOB: 0 BB: 0 P: 7	R: 0 E: 0 K: 1 S: 5	H: 0 LOB: 0 BB: 0 P: 5	R: 0 E: 0 K: 1 S: 6	H: 0 LOB: 0 BB: 1 P: 10	R: 0 E: 0 K: 0 S: 3	H: 0 LOB: 0 BB: 0 P: 3	R: 0 E: 0 K: 1 S: 5	H: 0 LOB: 0 BB: 0 P: 5	R: 0 E: 0 K: 1 S: 6	H: 1 LOB: 1 BB: 0 P: 6	R: 0 E: 0 K: 1 S: 5	H: 0 LOB: 0 BB: 0 P: 5		1B: 1 2B: 2 3B: 0 HR: 0	SF: 0 SAC: 0 DP: 0 HBP: 0	WP: 0 PB: 0 SB: 0 CS: 0	PA: 33																						
PITCHER	IP	WLS	BF	H	R	ER	SO	BB	IBB	HBP	BLK	WP	HR	S	P	ERA	WHIP	PITCHER								IP	WLS	BF	H	R	ER	SO	BB	IBB	HBP	BLK	WP	HR	S	P	ERA	WHIP	
Floyd Youmans, R ERA: 6.14 (1, 1)	7.0		27	3	2	2	7	3	0	0	0	0	0	38	50	2.57	0.857																										
Tim Burke, R ERA: 1.05 (8, 1)	2.0	S	6	0	0	0	2	0	0	0	0	0	0	10	10	0.00	0.000																										

AB	30
R	2
H	3
RBI	2
BB	3
SO	9
LOB	9



Batter	1	2	3	4	5	6	7	8	9	AB	R	H	RBI	BB	SO	LOB	TOP				
Milt Thompson, L OBP: 0.257, SLG: 0.283 (1, 8)	4-3	1B HBP	4-3		F7			4-3		4	1	0	0	0	0	1	Philadelphia Phillies @ Atlanta Braves Atlanta-Fulton County Stadium, Atlanta, GA Fri May 09 1986, 7:05 PM EDT Att: 11,817 - Unknown				
Darren Daulton, L OBP: 0.394, SLG: 0.481 (1, 2)	6-3	1B	K			F8		K		5	1	1	1	0	2	1					
Juan Samuel, R OBP: 0.354, SLG: 0.395 (1, 4)	1B	1B		E1		K		SH3-4	1B	5	3	4	1	0	1	0					
Mike Schmidt, R OBP: 0.389, SLG: 0.532 Ron Roenicke, S (8, 7)	1B	E7		6-3		2-3		SH3-4		4	0	2	2	0	0	1					
Von Hayes, L OBP: 0.343, SLG: 0.325 (1, 7)	1B	1B								3	0	3	2	2	0	0					
Glenn Wilson, R OBP: 0.224, SLG: 0.145 Kent Tekulve, R (7, 1)	F2	F9		K		F4		L4		4	0	0	0	0	1	6					
Joe Lefebvre, L OBP: 0.313, SLG: 0.154 Don Carman, L (9, 1)										1	0	0	0	0	0	2					
Steve Bedrosian, R (9, 1)										0	0	0	0	0	0	0					
Rick Schu, R OBP: 0.400, SLG: 0.551 (1, 5)		WP		K						4	2	3	1	0	1	1					
Steve Jeltz, S OBP: 0.352, SLG: 0.329 (1, 6)		5-3	6-3		1-3			6-3		4	0	0	0	0	0	2					
Kevin Gross, R OBP: 0.125, SLG: 0.188 Dave Rucker, L (6, 1)										3	0	1	0	0	2	1					
Greg Gross, L OBP: 0.438, SLG: 0.385 (8, 3)		K	4-3		K			4-3		0	0	0	0	0	0	0					
										1	0	0	0	0	0	0					
Inning Stats	R: 1 E: 0 K: 0 S: 6	H: 3 LOB: 2 BB: 0 P: 6	R: 4 E: 1 K: 1 S: 10	H: 5 LOB: 2 BB: 0 P: 11	R: 1 E: 0 K: 1 S: 7	H: 2 LOB: 1 BB: 0 P: 7	R: 1 E: 1 K: 2 S: 9	H: 2 LOB: 1 BB: 0 P: 9	R: 0 E: 0 K: 1 S: 5	H: 0 LOB: 0 BB: 0 P: 5	R: 0 E: 0 K: 1 S: 3	H: 1 LOB: 1 BB: 1 P: 7	R: 0 E: 0 K: 1 S: 5	H: 0 LOB: 0 BB: 0 P: 5	R: 0 E: 0 K: 0 S: 3	H: 1 LOB: 1 BB: 1 P: 7		1B: 9 2B: 4 3B: 0 HR: 1	SF: 0 SAC: 1 DP: 0 HBP: 1	WP: 1 PB: 0 SB: 1 CS: 2	PA: 42
PITCHER	IP WLS BF H R ER SO BB IBB HBP BLK WP HR S P ERA WHIP	IP WLS BF H R ER SO BB IBB HBP BLK WP HR S P ERA WHIP	IP WLS BF H R ER SO BB IBB HBP BLK WP HR S P ERA WHIP	IP WLS BF H R ER SO BB IBB HBP BLK WP HR S P ERA WHIP	IP WLS BF H R ER SO BB IBB HBP BLK WP HR S P ERA WHIP	IP WLS BF H R ER SO BB IBB HBP BLK WP HR S P ERA WHIP	IP WLS BF H R ER SO BB IBB HBP BLK WP HR S P ERA WHIP	IP WLS BF H R ER SO BB IBB HBP BLK WP HR S P ERA WHIP	IP WLS BF H R ER SO BB IBB HBP BLK WP HR S P ERA WHIP	IP WLS BF H R ER SO BB IBB HBP BLK WP HR S P ERA WHIP	IP WLS BF H R ER SO BB IBB HBP BLK WP HR S P ERA WHIP	IP WLS BF H R ER SO BB IBB HBP BLK WP HR S P ERA WHIP	IP WLS BF H R ER SO BB IBB HBP BLK WP HR S P ERA WHIP	IP WLS BF H R ER SO BB IBB HBP BLK WP HR S P ERA WHIP	IP WLS BF H R ER SO BB IBB HBP BLK WP HR S P ERA WHIP	IP WLS BF H R ER SO BB IBB HBP BLK WP HR S P ERA WHIP		IP WLS BF H R ER SO BB IBB HBP BLK WP HR S P ERA WHIP			
Joe Johnson, R ERA: 4.89 (1, 1)	1.2	6	5	5	1	0	0	0	0	1	0	13	14	27.00	3.600						
Jeff Dedmon, R ERA: 5.89 (2, 1)	3.1	16	6	2	1	4	0	0	0	0	1	24	24	2.70	1.800						
Gene Garber, R ERA: 2.19 (6, 1)	2.0	7	1	0	0	1	1	0	0	0	0	8	12	0.00	1.000						
Bruce Sutter, R ERA: 3.27 (8, 1)	2.0	7	1	0	0	1	0	1	0	0	0	8	12	0.00	0.500						

Batter	1	2	3	4	5	6	7	8	9	AB	R	H	RBI	BB	SO	LOB	BOTTOM				
Claudell Washington, L OBP: 0.315, SLG: 0.458 (1, 9)						G1-6-3			SH1-4	4	2	3	3	0	0	2	Philadelphia Phillies @ Atlanta Braves Atlanta-Fulton County Stadium, Atlanta, GA Fri May 09 1986, 7:05 PM EDT Att: 11,817 - Unknown				
Rafael Ramirez, R OBP: 0.303, SLG: 0.393 Ted Simmons, S (9, PH)	4-3	F3			K			F9	K	4	0	1	0	0	1	3					
Dale Murphy, R OBP: 0.384, SLG: 0.606 (1, 8)	K		4-3		F8		F4			4	0	0	0	1	1	2					
Bob Horner, R OBP: 0.314, SLG: 0.451 (1, 3)	F7		6-3				F9		K	5	0	1	1	0	1	3					
Terry Harper, R OBP: 0.297, SLG: 0.295 Gene Garber, R (6, 1)		F7		F4						3	0	0	0	0	1	1					
Chris Chambliss, L OBP: 0.600, SLG: 0.667 Bruce Sutter, R (8, 1)					K		K			0	0	0	0	0	0	0					
Ken Oberkfell, L OBP: 0.413, SLG: 0.377 (1, 5)		1B		4-3		G3		F9		4	1	1	0	0	0	0					
Ozzie Virgil, R OBP: 0.253, SLG: 0.344 (1, 2)		F8		5-3				F4		4	1	1	1	0	0	1					
Glenn Hubbard, R OBP: 0.347, SLG: 0.390 (1, 4)		1B		F2		E5		F4		4	1	1	0	0	0	0					
Joe Johnson, R OBP: 0.333, SLG: 0.273 Jeff Dedmon, L OBP: 1.000, SLG: 1.000 Omar Moreno, L OBP: 0.306, SLG: 0.438 (6, 7)										0	0	0	0	0	0	0					
Bill Sample, R OBP: 0.324, SLG: 0.375 (9, PH)		1B							SH1-4	1	0	1	1	0	0	0					
										2	1	2	0	0	0	0					
										0	0	0	0	1	0	0					
Inning Stats	R: 1 E: 0 K: 1 S: 6	H: 1 LOB: 0 BB: 0 P: 6	R: 2 E: 0 K: 0 S: 7	H: 4 LOB: 2 BB: 0 P: 7	R: 0 E: 0 K: 0 S: 3	H: 0 LOB: 0 BB: 0 P: 3	R: 0 E: 0 K: 2 S: 10	H: 0 LOB: 1 BB: 0 P: 10	R: 1 E: 1 K: 0 S: 5	H: 2 LOB: 1 BB: 0 P: 5	R: 0 E: 0 K: 1 S: 6	H: 1 LOB: 1 BB: 0 P: 6	R: 0 E: 0 K: 0 S: 3	H: 0 LOB: 0 BB: 0 P: 3	R: 0 E: 0 K: 2 S: 7	H: 0 LOB: 2 BB: 2 P: 15		1B: 9 2B: 0 3B: 0 HR: 2	SF: 0 SAC: 1 DP: 1 HBP: 0	WP: 0 PB: 0 SB: 3 CS: 0	PA: 40
PITCHER	IP WLS BF H R ER SO BB IBB HBP BLK WP HR S P ERA WHIP	IP WLS BF H R ER SO BB IBB HBP BLK WP HR S P ERA WHIP	IP WLS BF H R ER SO BB IBB HBP BLK WP HR S P ERA WHIP	IP WLS BF H R ER SO BB IBB HBP BLK WP HR S P ERA WHIP	IP WLS BF H R ER SO BB IBB HBP BLK WP HR S P ERA WHIP	IP WLS BF H R ER SO BB IBB HBP BLK WP HR S P ERA WHIP	IP WLS BF H R ER SO BB IBB HBP BLK WP HR S P ERA WHIP	IP WLS BF H R ER SO BB IBB HBP BLK WP HR S P ERA WHIP	IP WLS BF H R ER SO BB IBB HBP BLK WP HR S P ERA WHIP	IP WLS BF H R ER SO BB IBB HBP BLK WP HR S P ERA WHIP	IP WLS BF H R ER SO BB IBB HBP BLK WP HR S P ERA WHIP	IP WLS BF H R ER SO BB IBB HBP BLK WP HR S P ERA WHIP	IP WLS BF H R ER SO BB IBB HBP BLK WP HR S P ERA WHIP	IP WLS BF H R ER SO BB IBB HBP BLK WP HR S P ERA WHIP	IP WLS BF H R ER SO BB IBB HBP BLK WP HR S P ERA WHIP	IP WLS BF H R ER SO BB IBB HBP BLK WP HR S P ERA WHIP		IP WLS BF H R ER SO BB IBB HBP BLK WP HR S P ERA WHIP			
Kevin Gross, R ERA: 4.33 (1, 1)	5.1	26	9	6	3	0	0	0	0	0	0	2	32	32	10.12	1.688					
Dave Rucker, L ERA: 1.59 (6, 1)	0.2	2	1	0	0	0	0	0	0	0	0	2	2	0.00	1.500						
Kent Tekulve, R ERA: 1.5 (7, 1)	2.0	7	1	0	0	1	0	0	0	0	0	9	9	0.00	0.500						
Don Carman, L ERA: 7.36 (9, 1)	0.1	2	0	0	0	0	1	0	0	0	0	1	5	0.00	3.000						
Steve Bedrosian, R ERA: 5.84 (9, 1)	0.2	S	3	0	0	2	1	0	0	0	0	6	10	0.00	1.500						

Batter	1	2	3	4	5	6	7	8	9	AB	R	H	RBI	BB	SO	LOB	TOP				
Ron Roenicke, S OBP: 0.250, SLG: 0.250	0-0 SH3 WP 1B		0-0 1-3		0-3 K		0-3 K			4	0	1	0	0	2	1	Philadelphia Phillies @ Atlanta Braves Atlanta-Fulton County Stadium, Atlanta, GA Sat May 10 1986, 7:05 PM EDT Att: 25,968 - Unknown				
Rick Schu, R OBP: 0.397, SLG: 0.538	0-0 SH3 1-3		0-3 K			0-0 FC5-4 1B		0-0 6-3		3	0	1	0	0	1	0					
Juan Samuel, R OBP: 0.346, SLG: 0.370	0-3 K		0-3 K			0-0 FC5-4 1-2 CS		1-0 HBP		3	0	0	0	0	2	3					
Mike Schmidt, R OBP: 0.393, SLG: 0.536	4-0 BB		0-0 F3			0-0 1-2 2B		0-3 K		3	0	1	0	1	1	2					
Von Hayes, L OBP: 0.330, SLG: 0.310	0-3 K			0-0 F6		0-0 4-3		0-3 K		4	0	0	0	0	2	4					
Glenn Wilson, R OBP: 0.225, SLG: 0.149		0-0 5-3		0-0 G1			0-0 FC6-4 4-3 1B		0-0 6-3		4	1	1	0	0	0					
John Russell, R OBP: 0.390, SLG: 0.429		4-0 FC3-6 BB		0-3 K			0-0 FC6-4 1-2 1B		4-0 FC6-4 BB		2	0	1	0	2	1		0			
Steve Jeltz, S OBP: 0.337, SLG: 0.313		0-0 FC3-6 1-2		0-0 1-3			0-0 FC6-4 4-3 1-2 2-3		0-3 K		4	0	0	0	0	1		4			
Charles Hudson, S Luis Aguayo, R Dave Ruckert, L Kent Tekulve, R Don Carman, L Greg Gross, L		0-3 K2-3		0-0 B1-3			0-0 4-3 1-2 3-H		0-0 FC6-4 1-2		2	0	0	0	0	1		1			
Inning Stats	R: 0 E: 0 K: 2 S: 8	H: 1 LOB: 2 BB: 1 P: 12	R: 0 E: 0 K: 1 S: 5	H: 0 LOB: 1 BB: 1 P: 9	R: 0 E: 0 K: 2 S: 8	H: 0 LOB: 0 BB: 0 P: 8	R: 0 E: 0 K: 1 S: 5	H: 0 LOB: 0 BB: 0 P: 5	R: 0 E: 0 K: 1 S: 4	H: 2 LOB: 1 BB: 0 P: 4	R: 1 E: 0 K: 1 S: 7	H: 2 LOB: 1 BB: 0 P: 7	R: 0 E: 0 K: 2 S: 7	H: 0 LOB: 1 BB: 0 P: 8	R: 0 E: 0 K: 1 S: 5	H: 0 LOB: 1 BB: 1 P: 9		1B: 4 2B: 1 3B: 0 HR: 0	SF: 0 SAC: 1 DP: 0 HBP: 1	WP: 2 PB: 2 SB: 1 CS: 1	PA: 36
PITCHER	IP WLS BF H R ER SO BB IBB HBP BLK WP HR S P ERA WHIP	IP WLS BF H R ER SO BB IBB HBP BLK WP HR S P ERA WHIP	IP WLS BF H R ER SO BB IBB HBP BLK WP HR S P ERA WHIP	IP WLS BF H R ER SO BB IBB HBP BLK WP HR S P ERA WHIP	IP WLS BF H R ER SO BB IBB HBP BLK WP HR S P ERA WHIP	IP WLS BF H R ER SO BB IBB HBP BLK WP HR S P ERA WHIP	IP WLS BF H R ER SO BB IBB HBP BLK WP HR S P ERA WHIP	IP WLS BF H R ER SO BB IBB HBP BLK WP HR S P ERA WHIP	IP WLS BF H R ER SO BB IBB HBP BLK WP HR S P ERA WHIP	IP WLS BF H R ER SO BB IBB HBP BLK WP HR S P ERA WHIP	IP WLS BF H R ER SO BB IBB HBP BLK WP HR S P ERA WHIP	IP WLS BF H R ER SO BB IBB HBP BLK WP HR S P ERA WHIP	IP WLS BF H R ER SO BB IBB HBP BLK WP HR S P ERA WHIP	IP WLS BF H R ER SO BB IBB HBP BLK WP HR S P ERA WHIP	IP WLS BF H R ER SO BB IBB HBP BLK WP HR S P ERA WHIP	IP WLS BF H R ER SO BB IBB HBP BLK WP HR S P ERA WHIP	IP WLS BF H R ER SO BB IBB HBP BLK WP HR S P ERA WHIP	IP WLS BF H R ER SO BB IBB HBP BLK WP HR S P ERA WHIP	IP WLS BF H R ER SO BB IBB HBP BLK WP HR S P ERA WHIP	IP WLS BF H R ER SO BB IBB HBP BLK WP HR S P ERA WHIP	IP WLS BF H R ER SO BB IBB HBP BLK WP HR S P ERA WHIP

AB	31
R	1
H	5
RBI	1
BB	3
SO	11
LOB	17



Batter	1	2	3	4	5	6	7	8	9	AB	R	H	RBI	BB	SO	LOB	BOTTOM				
Claudell Washington, L OBP: 0.309, SLG: 0.477	0-3 K2-3		0-0 HR	0-0 4-3			0-0 F8	0-0 L3		5	1	1	1	0	1	2	Philadelphia Phillies @ Atlanta Braves Atlanta-Fulton County Stadium, Atlanta, GA Sat May 10 1986, 7:05 PM EDT Att: 25,968 - Unknown				
Ken Oberkfell, L OBP: 0.417, SLG: 0.375	0-0 F7		0-0 1B SF9 1-3 1B		0-0 F6		4-0 FC4 BB			3	1	1	0	1	0	0					
Dale Murphy, R OBP: 0.388, SLG: 0.602	0-0 FC5-4 1B		0-0 1-3		0-0 CS 1B		0-0 F3			4	0	2	0	0	0	2					
Bob Horner, R OBP: 0.312, SLG: 0.442	0-0 FC5-4 1-2		0-0 1B 2-3 1B		0-3 K 1-2		0-0 FC4 1-2			4	0	1	0	0	1	3					
Terry Harper, R OBP: 0.314, SLG: 0.337		4-0 BLK S BB	0-0 SF9			4-0 FC6-4 BB		0-0 HR		1	1	1	2	2	0	0					
Andres Thomas, R OBP: 0.395, SLG: 0.541		0-0 F9	0-0 3-H 1-2 1B		0-0 F7		0-0 5-3			4	0	1	0	0	0	2					
Ozzie Virgil, R OBP: 0.241, SLG: 0.324		0-0 F4 1-3	0-3 K			0-0 FC6-4 1B 1-2		0-3 K		4	0	0	0	0	2	4					
Glenn Hubbard, R OBP: 0.363, SLG: 0.400		4-0 BB		0-0 5-3		0-0 1-2 1B		0-0 E1 WP 1B		3	0	2	0	1	0	0					
Zane Smith, L Gene Garber, R Paul Assenmacher, L		0-0 L4		0-0 F8		0-3 K		4-0 BB 2-3		3	0	0	0	0	1	4					
Inning Stats	R: 0 E: 0 K: 1 S: 6	H: 1 LOB: 0 BB: 0 P: 6	R: 2 E: 0 K: 1 S: 9	H: 4 LOB: 2 BB: 0 P: 9	R: 0 E: 0 K: 0 S: 3	H: 0 LOB: 0 BB: 0 P: 3	R: 0 E: 0 K: 1 S: 5	H: 1 LOB: 2 BB: 0 P: 5	R: 0 E: 0 K: 1 S: 6	H: 1 LOB: 1 BB: 1 P: 10	R: 0 E: 0 K: 0 S: 3	H: 0 LOB: 1 BB: 1 P: 7	R: 1 E: 1 K: 1 S: 7	H: 2 LOB: 2 BB: 1 P: 11	R: 0 E: 0 K: 1 S: 5	H: 0 LOB: 0 BB: 0 P: 9		1B: 7 2B: 0 3B: 0 HR: 2	SF: 1 SAC: 0 DP: 0 HBP: 0	WP: 1 PB: 0 SB: 1 CS: 1	PA: 37
PITCHER	IP WLS BF H R ER SO BB IBB HBP BLK WP HR S P ERA WHIP	IP WLS BF H R ER SO BB IBB HBP BLK WP HR S P ERA WHIP	IP WLS BF H R ER SO BB IBB HBP BLK WP HR S P ERA WHIP	IP WLS BF H R ER SO BB IBB HBP BLK WP HR S P ERA WHIP	IP WLS BF H R ER SO BB IBB HBP BLK WP HR S P ERA WHIP	IP WLS BF H R ER SO BB IBB HBP BLK WP HR S P ERA WHIP	IP WLS BF H R ER SO BB IBB HBP BLK WP HR S P ERA WHIP	IP WLS BF H R ER SO BB IBB HBP BLK WP HR S P ERA WHIP	IP WLS BF H R ER SO BB IBB HBP BLK WP HR S P ERA WHIP	IP WLS BF H R ER SO BB IBB HBP BLK WP HR S P ERA WHIP	IP WLS BF H R ER SO BB IBB HBP BLK WP HR S P ERA WHIP	IP WLS BF H R ER SO BB IBB HBP BLK WP HR S P ERA WHIP	IP WLS BF H R ER SO BB IBB HBP BLK WP HR S P ERA WHIP	IP WLS BF H R ER SO BB IBB HBP BLK WP HR S P ERA WHIP	IP WLS BF H R ER SO BB IBB HBP BLK WP HR S P ERA WHIP	IP WLS BF H R ER SO BB IBB HBP BLK WP HR S P ERA WHIP	IP WLS BF H R ER SO BB IBB HBP BLK WP HR S P ERA WHIP	IP WLS BF H R ER SO BB IBB HBP BLK WP HR S P ERA WHIP	IP WLS BF H R ER SO BB IBB HBP BLK WP HR S P ERA WHIP	IP WLS BF H R ER SO BB IBB HBP BLK WP HR S P ERA WHIP	IP WLS BF H R ER SO BB IBB HBP BLK WP HR S P ERA WHIP

AB	31
R	3
H	9
RBI	3
BB	5
SO	5
LOB	17



Batter	1	2	3	4	5	6	7	8	9	AB	R	H	RBI	BB	SO	LOB	TOP																									
Milt Thompson, L (1, 8) OBP: 0.245, SLG: 0.268	0-0 1-3			0-0 2-3		0-3 K		0-0 6-3	0-0 1-3	5	0	0	0	0	1	2																										
Greg Gross, L (1, 7) OBP: 0.476, SLG: 0.412	0-0 6-3			0-0 1B		0-0 1B		4-0 2B BB		3	1	2	0	1	0	0																										
Juan Samuel, R (1, 4) OBP: 0.357, SLG: 0.400	0-3 K			0-0 F8		0-0 1B		0-0 1-H 2B		4	0	2	1	0	1	1																										
Joe Lefebvre, L (1, 9) OBP: 0.250, SLG: 0.118 Steve Bedrosian, R (8, 1)		0-0 F7		0-0 F7		0-0 3-1		0-3 K		4	0	0	0	0	1	4																										
Von Hayes, L (1, 3) OBP: 0.346, SLG: 0.333		0-0 5-3			4-0 CS BB			0-0 1B	0-0 1B 2B	3	1	2	0	1	0	0																										
Darren Daulton, L (1, 2) OBP: 0.400, SLG: 0.463		0-0 F8			4-0 1-2 BB		0-3 K		4-0 1B BB	2	0	0	0	2	1	1																										
Rick Schu, R (1, 5) OBP: 0.371, SLG: 0.500			0-3 K		0-0 F8		0-0 F4		0-3 K	4	0	0	0	0	2	4	AB 33																									
Steve Jeltz, S (1, 6) OBP: 0.327, SLG: 0.302 Mike Schmidt, R (9, PH) Tom Foley, L (9, 6) OBP: 0.571, SLG: 0.600			0-0 5-3		0-0 6-3		0-0 F6		0-0 F2	3	0	0	0	0	0	2	R 2																									
Steve Carlton, L (1, 1) OBP: 0.188, SLG: 0.133 Larry Andersen, R (6, 1) Dave Rucker, L (7, 1) Ron Roenicke, S (8, PH) OBP: 0.333, SLG: 0.333			0-0 F8			0-3 K		0-0 F7	0-0 1-3 2-H 1B	1	0	0	0	0	0	0	H 7																									
Inning Stats	R: 0 E: 0 K: 1 S: 5	H: 0 LOB: 0 BB: 0 P: 5	R: 0 E: 0 K: 0 S: 3	H: 0 LOB: 0 BB: 0 P: 3	R: 0 E: 0 K: 1 S: 5	H: 0 LOB: 0 BB: 0 P: 5	R: 0 E: 0 K: 0 S: 4	H: 1 LOB: 1 BB: 0 P: 4	R: 0 E: 0 K: 0 S: 2	H: 0 LOB: 1 BB: 2 P: 10	R: 0 E: 0 K: 2 S: 9	H: 2 LOB: 2 BB: 0 P: 9	R: 0 E: 0 K: 1 S: 6	H: 1 LOB: 1 BB: 0 P: 6	R: 1 E: 0 K: 1 S: 6	H: 1 LOB: 1 BB: 1 P: 10	R: 1 E: 0 K: 1 S: 7	H: 2 LOB: 2 BB: 1 P: 11	1B: 5 2B: 2 HR: 0	SF: 0 SAC: 0 DP: 0 HBP: 0	WP: 0 PB: 0 SB: 0 CS: 1	PA: 37																				
PITCHER	IP	WLS	BF	H	R	ER	SO	BB	IBB	HBP	BLK	WP	HR	S	P	ERA	WHIP	PITCHER								IP	WLS	BF	H	R	ER	SO	BB	IBB	HBP	BLK	WP	HR	S	P	ERA	WHIP
David Palmer, R (1, 1) ERA: 2.31	7.0		26	4	0	0	5	2	0	0	0	0	0	34	42	0.00	0.857																									
Craig McMurtry, R (8, 1) ERA: 4.5	1.2	L	10	3	2	2	2	2	0	0	0	0	0	12	20	10.80	3.000																									
Bruce Sutter, R (9, 1) ERA: 3.18	0.1		1	0	0	0	0	0	0	0	0	0	0	1	1	0.00	0.000																									

Philadelphia Phillies @ Atlanta Braves
Atlanta-Fulton County Stadium, Atlanta, GA
Sun May 11 1986, 3:33 AM EDT
Att: 15,689 - Unknown

AB 33
R 2
H 7
RBI 2
BB 4
SO 7
LOB 16



Batter	1	2	3	4	5	6	7	8	9	AB	R	H	RBI	BB	SO	LOB	BOTTOM																										
Bill Sample, R (1, 9) OBP: 0.324, SLG: 0.371 Claudell Washington, L (8, PH) OBP: 0.306, SLG: 0.412	0-0 F6		0-3 K		0-0 1B			0-0 F9		3	0	1	0	0	1	0																											
Andres Thomas, R (1, 6) OBP: 0.405, SLG: 0.550	0-3 K		0-0 2B		0-0 K			4-0 1B SF9 BB		3	1	1	0	1	2	1																											
Dale Murphy, R (1, 8) OBP: 0.400, SLG: 0.604	4-0 BB		0-0 L8			0-0 G6-4-3 1B		0-0 1-3 1B		3	0	2	0	1	0	1																											
Bob Horner, R (1, 3) OBP: 0.301, SLG: 0.429	0-3 K			0-0 5-3		0-0 G6-4-3 1-2		0-0 SF9		3	0	0	1	0	1	2																											
Terry Harper, R (1, 7) OBP: 0.312, SLG: 0.326		4-0 5-3 BB		0-0 F7		0-0 F9		0-0 F6		3	0	0	0	1	0	1																											
Ozzie Virgil, R (1, 2) OBP: 0.253, SLG: 0.347 Omar Moreno, L (9, FR) OBP: 0.306, SLG: 0.438		0-0 F3		0-0 2B			0-0 F7		0-0 G3 SH5-3 1B	4	0	2	0	0	0	1																											
Ken Oberkfell, L (1, 5) OBP: 0.414, SLG: 0.373		0-0 5-3		0-0 F9			0-0 F7		0-0 SH5-3	3	0	1	0	0	0	2	AB 31																										
Glenn Hubbard, R (1, 4) OBP: 0.352, SLG: 0.386 Chris Chambliss, L (9, PH) OBP: 0.577, SLG: 0.636		0-0 G3			0-0 F8		0-3 K		0-0 G3	1	0	0	0	0	0	2	R 1																										
David Palmer, R (1, 1) Ted Simmons, S (7, PH) Craig McMurtry, R (8, 1) Bruce Sutter, R (9, 1) Rafael Ramirez, R (9, PH) OBP: 0.300, SLG: 0.389			0-0 5-3		0-3 K		0-0 F4		0-0 F8	2	0	0	0	0	1	0	H 7																										
Inning Stats	R: 0 E: 0 K: 2 S: 7	H: 0 LOB: 1 BB: 1 P: 11	R: 0 E: 0 K: 0 S: 3	H: 0 LOB: 1 BB: 1 P: 7	R: 0 E: 0 K: 1 S: 6	H: 1 LOB: 0 BB: 0 P: 6	R: 0 E: 0 K: 0 S: 4	H: 1 LOB: 1 BB: 0 P: 4	R: 0 E: 0 K: 2 S: 8	H: 1 LOB: 1 BB: 0 P: 8	R: 0 E: 0 K: 0 S: 3	H: 1 LOB: 0 BB: 0 P: 3	R: 0 E: 0 K: 1 S: 6	H: 1 LOB: 1 BB: 0 P: 6	R: 1 E: 0 K: 0 S: 4	H: 1 LOB: 1 BB: 1 P: 8	R: 0 E: 0 K: 0 S: 4	H: 1 LOB: 2 BB: 0 P: 4	1B: 5 2B: 2 HR: 0	SF: 1 SAC: 1 DP: 1 HBP: 0	WP: 0 PB: 0 SB: 0 CS: 0	PA: 36																					
PITCHER	IP	WLS	BF	H	R	ER	SO	BB	IBB	HBP	BLK	WP	HR	S	P	ERA	WHIP	PITCHER								IP	WLS	BF	H	R	ER	SO	BB	IBB	HBP	BLK	WP	HR	S	P	ERA	WHIP	
Steve Carlton, L (1, 1) ERA: 5.88	5.0		20	3	0	0	5	2	0	0	0	0	0	8	8	0.00	1.000																										
Larry Andersen, R (6, 1) ERA: 4.25	1.2		6	2	0	0	1	0	0	0	0	0	0	8	8	0.00	1.200																										
Dave Rucker, L (7, 1) ERA: 1.5	0.1		1	0	0	0	0	0	0	0	0	0	0	1	1	0.00	0.000																										
Steve Bedrosian, R (8, 1) ERA: 5.65	2.0	W	9	2	1	1	0	1	0	0	0	0	0	8	12	4.50	1.500																										

Philadelphia Phillies @ Atlanta Braves
Atlanta-Fulton County Stadium, Atlanta, GA
Sun May 11 1986, 3:33 AM EDT
Att: 15,689 - Unknown

AB 31
R 1
H 7
RBI 1
BB 3
SO 6
LOB 15



Batter	1	2	3	4	5	6	7	8	9	AB	R	H	RBI	BB	SO	LOB	TOP								
Ron Roenicke, S OBP: 0.273, SLG: 0.273 (1, 8)	F8			6-3	2B 1B		F9		F8	5	0	1	2	0	0	1	Philadelphia Phillies @ Houston Astros Astrodome, Houston, TX Mon May 12 1986, 8:05 PM EDT Att: 8,354 - Unknown								
Von Hayes, L OBP: 0.366, SLG: 0.383 (1, 7)	K			1B 2B	1-2 2-H 2-H				2B	4	1	3	2	1	1	0									
Juan Samuel, R OBP: 0.344, SLG: 0.382 (1, 4)	F9			1B	1-3 2-H				2B	5	0	1	1	0	1	4									
Mike Schmidt, R OBP: 0.393, SLG: 0.520 (1, 3)		4-0 CS BB		6-3	FC6-4 IBB				F9	2	0	0	0	2	0	1									
Rick Schu, R OBP: 0.348, SLG: 0.467 (1, 5)	6-3			K	FC6-4				E5	4	0	0	0	0	1	5									
John Russell, R OBP: 0.356, SLG: 0.385 (1, 2)	K				1-2		F4		K	4	0	0	0	0	2	1									
Glenn Wilson, R OBP: 0.236, SLG: 0.156 (1, 9)			K		1B 1B				L9	3	1	1	0	1	1	1									
Steve Jeltz, S OBP: 0.333, SLG: 0.295 (1, 6)			K		1B BB				F8 SH1-4 2B BB	2	2	0	0	2	1	1									
Shane Rawley, R OBP: 0.125, SLG: 0.067 (1, 1)			K		1B 2B 1B				SH1-4	3	1	1	0	0	2	0									
Inning Stats	R: 0 E: 0 K: 1 S: 5	H: 0 LOB: 0 BB: 0 P: 5	R: 0 E: 0 K: 1 S: 4	H: 0 LOB: 0 BB: 1 P: 8	R: 0 E: 0 K: 3 S: 9	H: 0 LOB: 0 BB: 0 P: 9	R: 1 E: 0 K: 1 S: 7	H: 2 LOB: 1 BB: 0 P: 7	R: 3 E: 0 K: 1 S: 9	H: 4 LOB: 3 BB: 2 P: 17	R: 0 E: 0 K: 0 S: 2	H: 0 LOB: 0 BB: 0 P: 6	R: 0 E: 0 K: 1 S: 5	H: 0 LOB: 1 BB: 1 P: 9	R: 0 E: 1 K: 1 S: 6	H: 0 LOB: 1 BB: 0 P: 6	R: 1 E: 0 K: 0 S: 4	H: 1 LOB: 1 BB: 1 P: 8	1B: 4 2B: 3 3B: 0 HR: 0	SF: 0 SAC: 1 DP: 1 HBP: 0	WP: 0 PB: 0 SB: 1 CS: 1	PA: 39			
PITCHER	IP	WLS	BF	H	R	ER	SO	BB	IBB	HBP	BLK	WP	HR	S	P	ERA	WHIP								
Jim Deshaies, L ERA: 5.54 (1, 1)	4.1	L	19	5	4	4	6	2	0	0	0	0	0	29	37	8.31	1.615								
Julio Solano, R ERA: 5.54 (5, 1)	1.2		7	1	0	0	1	1	1	0	0	0	0	7	15	0.00	1.200								
Jeff Calhoun, L ERA: 1.69 (7, 1)	2.0		8	0	0	0	2	1	0	0	0	0	0	11	15	0.00	0.500								
Frank DiPino, L ERA: 2.3 (9, 1)	1.0		5	1	1	1	0	1	0	0	0	0	0	4	8	9.00	2.000								

Batter	1	2	3	4	5	6	7	8	9	AB	R	H	RBI	BB	SO	LOB	BOTTOM								
Bill Doran, S OBP: 0.369, SLG: 0.309 (1, 4)	F8		K			F7				3	0	0	0	0	1	0	Philadelphia Phillies @ Houston Astros Astrodome, Houston, TX Mon May 12 1986, 8:05 PM EDT Att: 8,354 - Unknown								
Jeff Calhoun, L (7, 1)										0	0	0	0	0	0	0									
Alan Ashby, S OBP: 0.353, SLG: 0.469 (8, PH)										1	0	1	0	0	0	0									
Frank DiPino, L OBP: 0.333, SLG: 0.333 (9, 1)										0	0	0	0	0	0	0									
Billy Hatcher, R OBP: 0.279, SLG: 0.262 (1, 7)				L7					FC6-4	4	0	2	0	0	0	1									
Phil Garner, R OBP: 0.342, SLG: 0.569 (1, 5)	L9-3 1B			F9					1B	4	0	1	0	0	0	2									
Glenn Davis, R OBP: 0.287, SLG: 0.491 (1, 3)		4-0 S BB		L8					FC6-4 1B	3	0	0	0	1	0	1									
Kevin Bass, S OBP: 0.316, SLG: 0.407 (1, 9)		F7			6-3				L6	4	0	1	0	0	0	2									
Dickie Thorn, R OBP: 0.325, SLG: 0.377 (1, 6)					F6				FC6-4	3	0	1	0	1	0	1									
Mark Bailey, S OBP: 0.263, SLG: 0.306 (1, 2)					G6-4-3 BB				1B	3	0	0	0	0	0	4									
Tony Walker, R OBP: 0.294, SLG: 0.400 (1, 8)			K							3	1	1	1	0	1	0									
Jim Deshaies, L (1, 1)										1	0	0	0	0	1	0									
Julio Solano, R (5, 1)										0	0	0	0	0	0	0									
Jim Pankovits, R OBP: 0.364, SLG: 0.300 (6, PH) (7, 4)			K							2	0	0	0	0	0	0									
Inning Stats	R: 0 E: 0 K: 0 S: 3	H: 1 LOB: 0 BB: 0 P: 3	R: 0 E: 0 K: 0 S: 2	H: 0 LOB: 1 BB: 2 P: 10	R: 0 E: 0 K: 3 S: 9	H: 0 LOB: 0 BB: 0 P: 9	R: 0 E: 0 K: 0 S: 3	H: 0 LOB: 0 BB: 0 P: 3	R: 0 E: 0 K: 0 S: 4	H: 2 LOB: 1 BB: 0 P: 4	R: 0 E: 0 K: 0 S: 4	H: 1 LOB: 1 BB: 0 P: 4	R: 0 E: 0 K: 0 S: 4	H: 1 LOB: 1 BB: 0 P: 4	R: 0 E: 0 K: 0 S: 4	H: 1 LOB: 1 BB: 0 P: 4	1B: 6 2B: 1 3B: 0 HR: 1	SF: 0 SAC: 0 DP: 3 HBP: 0	WP: 0 PB: 0 SB: 1 CS: 0	PA: 33					
PITCHER	IP	WLS	BF	H	R	ER	SO	BB	IBB	HBP	BLK	WP	HR	S	P	ERA	WHIP								
Shane Rawley, L ERA: 3.05 (1, 1)	9.0	W	33	7	1	1	3	2	0	0	0	0	1	37	45	1.00	1.000								

Batter	1	2	3	4	5	6	7	8	9	10	11	AB	R	H	RBI	BB	SO	LOB	TOP									
Milt Thompson, L OBP: 0.243, SLG: 0.265 (1, 8)	1-3		F7		K			6-3		1B		5	0	1	0	0	1	0										
Rick Schu, R OBP: 0.324, SLG: 0.431 (1, 5)	F9		F9			K		F9			F6	5	0	0	0	0	1	0										
Juan Samuel, R OBP: 0.318, SLG: 0.350 (1, 4)	K			K		F5		4-3			5-3	5	0	0	0	0	2	0										
Mike Schmidt, R OBP: 0.383, SLG: 0.505 Greg Gross, L OBP: 0.435, SLG: 0.368 (6, 7)		6-3		3-1			F9			6-3	4-3	3	0	0	0	0	0	0										
Von Hayes, L OBP: 0.379, SLG: 0.402 (6, 3)		2B								F5		3	1	2	0	1	0	0										
Darren Daulton, L OBP: 0.455, SLG: 0.446 (1, 2)		BB								F7		2	0	0	0	2	1	1										
Glenn Wilson, R OBP: 0.245, SLG: 0.194 (1, 9)												3	1	1	1	1	1	4										
Steve Jeltz, S OBP: 0.327, SLG: 0.289 Ron Roenicke, S OBP: 0.333, SLG: 0.333 Luis Aguayo, R OBP: 0.220, SLG: 0.296 (7, PH) (7, 6)			F7								F1	2	0	0	0	0	1	2										
Freddie Toliver, R Joe Lefebvre, L Don Carman, L Kent Tekulve, R John Russell, R Dave Rucker, L (1, 1) (7, PH) (7, 1) (8, 1) (10, PH) (10, 1)												2	0	0	0	0	0	0										
Inning Stats	R: 0 E: 0 K: 1 S: 5	H: 0 LOB: 0 BB: 0 P: 5	R: 0 E: 0 K: 1 S: 6	H: 1 LOB: 2 BB: 1 P: 10	R: 0 E: 0 K: 0 S: 3	H: 0 LOB: 0 BB: 0 P: 3	R: 0 E: 0 K: 2 S: 7	H: 0 LOB: 1 BB: 1 P: 11	R: 1 E: 0 K: 2 S: 8	H: 1 LOB: 0 BB: 0 P: 8	R: 0 E: 0 K: 0 S: 5	H: 0 LOB: 0 BB: 0 P: 5	R: 1 E: 0 K: 0 S: 4	H: 2 LOB: 1 BB: 1 P: 8	R: 0 E: 0 K: 0 S: 3	H: 0 LOB: 0 BB: 0 P: 3	R: 0 E: 0 K: 0 S: 3	H: 1 LOB: 2 BB: 1 P: 7	R: 0 E: 0 K: 0 S: 3	H: 0 LOB: 0 BB: 0 P: 3	1B: 3 2B: 1 3B: 0 HR: 1	SF: 0 SAC: 0 DP: 1 HBP: 0	WP: 0 PB: 0 SB: 1 CS: 0	PA: 40				
PITCHER	IP	WLS	BF	H	R	ER	SO	BB	IBB	HBP	BLK	WP	HR	S	P	ERA	WHIP											
Mike Scott, R ERA: 3.50 Charlie Kerfeld, R ERA: 1.0 Frank DiPino, L ERA: 2.04 Julio Solano, R ERA: 5.14	(1, 1) (7, 1) (9, 1) (11, 1)	6.0 2.0 2.0 1.0	24 6 7 3	3 1 1 0	2 0 0 0	0 0 0 0	7 0 0 0	3 0 0 0	0 0 0 0	0 0 0 0	0 0 0 0	0 0 0 0	0 0 0 0	1 0 0 0	35 6 10 3	47 6 10 3	3.00 0.00 0.00 0.00	1.000 0.500 1.000 0.000										

Philadelphia Phillies @ Houston Astros
Astrodome, Houston, TX
Tue May 13 1986, 8:05 PM EDT
Att: 7,087 - Unknown

AB 36
R 2
H 5
RBI 2
BB 4
SO 7
LOB 11



Batter	1	2	3	4	5	6	7	8	9	10	11	AB	R	H	RBI	BB	SO	LOB	BOTTOM								
Bill Doran, S OBP: 0.373, SLG: 0.316 (1, 4)	F9 4-3 1B		4-3					SH1-4		G5-4-3 1-2		4	0	2	1	0	0	2									
Craig Reynolds, L OBP: 0.321, SLG: 0.460 Alan Ashby, S OBP: 0.387, SLG: 0.460 Frank DiPino, L OBP: 0.333, SLG: 0.333 Julio Solano, R (8, PH) (9, 1) (11, 1)				F8							F8	3	0	0	0	0	1	2									
Jose Cruz, L OBP: 0.238, SLG: 0.190 Phil Garner, R OBP: 0.333, SLG: 0.558 (11, PH) (1, 5)												1	0	0	0	0	0	0									
Phil Garner, R OBP: 0.333, SLG: 0.558 (1, 5)												5	1	1	0	0	1	2									
Glenn Davis, R OBP: 0.291, SLG: 0.482 (1, 3)												4	0	1	0	1	0	1									
Denny Walling, L OBP: 0.375, SLG: 0.431 (1, 7)												5	0	2	1	0	0	1									
Terry Puhl, L OBP: 0.323, SLG: 0.358 (1, 9)												4	1	1	0	0	0	1									
Mark Bailey, S OBP: 0.279, SLG: 0.321 (1, 2)												4	1	2	0	0	0	1									
Billy Hatcher, R OBP: 0.261, SLG: 0.244 (1, 8)												3	0	0	0	0	0	2									
Mike Scott, R Charlie Kerfeld, R Jim Pankovits, R Dickie Thon, R (1, 1) (7, 1) (8, PH) (9, 6)												1	0	0	0	0	1	0									
Inning Stats	R: 0 E: 0 K: 0 S: 4	H: 1 LOB: 1 BB: 0 P: 4	R: 0 E: 0 K: 0 S: 3	H: 1 LOB: 0 BB: 0 P: 3	R: 0 E: 0 K: 1 S: 5	H: 0 LOB: 0 BB: 0 P: 5	R: 0 E: 0 K: 0 S: 4	H: 1 LOB: 1 BB: 0 P: 4	R: 2 E: 0 K: 1 S: 8	H: 3 LOB: 1 BB: 0 P: 8	R: 0 E: 0 K: 0 S: 5	H: 0 LOB: 0 BB: 0 P: 5	R: 0 E: 0 K: 0 S: 3	H: 0 LOB: 0 BB: 0 P: 3	R: 0 E: 0 K: 0 S: 4	H: 1 LOB: 1 BB: 0 P: 4	R: 0 E: 0 K: 0 S: 3	H: 0 LOB: 0 BB: 0 P: 3	R: 0 E: 0 K: 0 S: 3	H: 1 LOB: 1 BB: 1 P: 7	R: 1 E: 0 K: 0 S: 3	H: 2 LOB: 2 BB: 1 P: 7	1B: 9 2B: 1 3B: 0 HR: 0	SF: 0 SAC: 3 DP: 2 HBP: 0	WP: 0 PB: 0 SB: 1 CS: 0	PA: 41	
PITCHER	IP	WLS	BF	H	R	ER	SO	BB	IBB	HBP	BLK	WP	HR	S	P	ERA	WHIP										
Freddie Toliver, R Don Carman, L Kent Tekulve, R Dave Rucker, L ERA: 1.5 ERA: 6.23 ERA: 1.84 ERA: 2.03	(1, 1) (7, 1) (8, 1) (10, 1)	6.0 1.2 1.1 1.1	23 6 4 8	6 1 0 3	2 0 0 1	0 0 0 1	0 0 0 0	0 0 0 2	0 0 0 0	0 0 0 0	0 0 0 0	0 0 0 0	0 0 0 0	4 6 4 6	4 6 4 14	0.00 0.00 0.00 6.75	0.000 0.600 0.000 2.250										

Philadelphia Phillies @ Houston Astros
Astrodome, Houston, TX
Tue May 13 1986, 8:05 PM EDT
Att: 7,087 - Unknown

AB 36
R 3
H 10
RBI 2
BB 2
SO 3
LOB 13



Batter	1	2	3	4	5	6	7	8	9	AB	R	H	RBI	BB	SO	LOB	TOP										
Eddie Milner, L OBP: 0.356, SLG: 0.385 (1, 8)	F4	4-3		1-3		BB 1B		F9		5	1	1	0	0	0	2	Cincinnati Reds @ Philadelphia Phillies Veterans Stadium, Philadelphia, PA Wed May 14 1986, 7:05 PM EDT Att: 21,877 - Unknown										
Pete Ross, S OBP: 0.245, SLG: 0.146 (1, 3)	4-3		4-3	1-3		BB 1B		FC6-4		4	0	0	0	1	0	1											
Dave Parker, L OBP: 0.336, SLG: 0.508 (1, 9)	BB 1B		HR 1B	K		1-3 2-H 1B			1-3	5	2	3	1	0	1	0											
Nick Esasky, R OBP: 0.341, SLG: 0.417 (1, 7)	BB 1B		HR			F3		F4		5	1	2	2	0	0	2											
Dave Concepcion, R OBP: 0.304, SLG: 0.320 (1, 6)	1-2 2-H 1B		BB 1B			1B			K	4	1	2	1	1	1	0											
Buddy Bell, R OBP: 0.298, SLG: 0.277 (1, 5)	F8		G3 1B 1B			K				4	1	1	0	0	2	3											
Bo Diaz, R OBP: 0.337, SLG: 0.393 (1, 2)		3-1	1-2 3-H 1B			5-3				4	0	1	1	0	0	1											
Ron Oester, S OBP: 0.259, SLG: 0.273 (1, 4)			G3			F3		FC6-4 1B		4	0	2	0	0	0	2											
Tom Browning, L OBP: 0.133, SLG: 0.133 (7, 1)	F8					6-3				3	0	1	1	0	0	1											
John Franco, L (7, 1)										1	0	0	0	0	0	1											
Ted Power, R (8, 1)			2-H 3-H 1B					B1		0	0	0	0	0	0	0											
Inning Stats	R: 1 E: 0 K: 0 S: 6	H: 3 LOB: 2 BB: 0 P: 6	R: 0 E: 0 K: 0 S: 4	H: 1 LOB: 1 BB: 0 P: 4	R: 4 E: 0 K: 0 S: 7	H: 5 LOB: 2 BB: 1 P: 11	R: 0 E: 0 K: 1 S: 5	H: 0 LOB: 0 BB: 0 P: 5	R: 0 E: 0 K: 1 S: 6	H: 1 LOB: 1 BB: 0 P: 6	R: 1 E: 0 K: 0 S: 5	H: 2 LOB: 2 BB: 1 P: 9	R: 0 E: 0 K: 1 S: 5	H: 0 LOB: 0 BB: 0 P: 5	R: 0 E: 0 K: 0 S: 4	H: 1 LOB: 1 BB: 0 P: 4	R: 0 E: 0 K: 1 S: 5	H: 0 LOB: 0 BB: 0 P: 5	1B: 11 2B: 1 3B: 0 HR: 1	SF: 0 SAC: 0 DP: 0 HBP: 0	WP: 0 PB: 0 SB: 0 CS: 0	PA: 41					
PITCHER	IP	WLS	BF	H	R	ER	SO	BB	IBB	HBP	BLK	WP	HR	S	P	ERA	WHIP										
Kevin Gross, R ERA: 5.09 (1, 1)	2.1		16	8	5	5	0	1	0	0	0	0	1	15	19	19.29	3.857										
Tom Hume, R ERA: (3, 1)	2.2		9	2	0	0	2	0	0	0	0	0	0	13	13	0.00	0.750										
Dave Rucker, L ERA: 2.35 (6, 1)	2.0		9	2	1	1	1	1	0	0	0	0	0	10	14	4.50	1.500										
Don Carman, L ERA: 5.79 (8, 1)	1.0	W	4	1	0	0	0	0	0	0	0	0	0	4	4	0.00	1.000										
Steve Bedrosian, R ERA: 5.29 (9, 1)	1.0	S	3	0	0	0	1	0	0	0	0	0	0	5	5	0.00	0.000										
Batter	1	2	3	4	5	6	7	8	9	AB	R	H	RBI	BB	SO	LOB	BOTTOM										
Milt Thompson, L OBP: 0.243, SLG: 0.264 (1, 8)	B3		F8					E4 SF9 1B		4	0	1	0	0	1	1	Cincinnati Reds @ Philadelphia Phillies Veterans Stadium, Philadelphia, PA Wed May 14 1986, 7:05 PM EDT Att: 21,877 - Unknown										
Mike Schmidt, R OBP: 0.388, SLG: 0.510 (8, FH)						1B				3	1	0	0	2	2	2											
Ron Roenicke, S OBP: 0.353, SLG: 0.267 (1, 7)	K		BB			K		G3		4	0	2	1	0	1	0											
Juan Samuel, R OBP: 0.324, SLG: 0.359 (1, 4)	F3		1-2 1B			K		SF9		4	0	2	1	0	1	0											
Glenn Wilson, R OBP: 0.252, SLG: 0.204 (1, 9)		F7	F5			HR 1B		K		5	1	2	1	0	1	2											
Von Hayes, L OBP: 0.392, SLG: 0.446 (9, 8)		1B				HR 1B		FC4		4	1	3	3	0	0	2											
John Russell, R OBP: 0.340, SLG: 0.364 (1, 2)						HR 1B		F8		4	0	1	0	0	2	3											
Rick Schu, R OBP: 0.333, SLG: 0.426 (1, 5)		K				1B				3	1	1	0	1	1	3											
Steve Jeltz, S OBP: 0.333, SLG: 0.298 (1, 6)						1B				4	1	2	0	0	2	3											
Kevin Gross, R OBP: 0.125, SLG: 0.158 (3, 1)										0	0	0	0	0	0	0											
Tom Foley, L OBP: 0.125, SLG: 0.158 (5, PH)										1	0	0	0	0	0	1											
Dave Rucker, L OBP: 0.448, SLG: 0.600 (8, 1)										0	0	0	0	0	0	0											
Greg Gross, L OBP: 0.148, SLG: 0.398 (7, PH)										0	1	0	0	1	0	0											
Don Carman, L OBP: 0.220, SLG: 0.298 (8, 1)										0	0	0	0	1	0	0											
Luis Aguayo, R OBP: 0.220, SLG: 0.298 (8, PH)										0	1	0	0	1	0	0											
Steve Bedrosian, R (9, 1)										0	0	0	0	0	0	0											
Inning Stats	R: 0 E: 0 K: 1 S: 5	H: 0 LOB: 0 BB: 0 P: 5	R: 0 E: 0 K: 2 S: 9	H: 2 LOB: 2 BB: 0 P: 9	R: 0 E: 0 K: 0 S: 4	H: 1 LOB: 2 BB: 1 P: 8	R: 0 E: 0 K: 1 S: 5	H: 1 LOB: 1 BB: 0 P: 5	R: 0 E: 0 K: 1 S: 6	H: 2 LOB: 1 BB: 0 P: 6	R: 2 E: 0 K: 2 S: 10	H: 3 LOB: 1 BB: 0 P: 10	R: 2 E: 0 K: 2 S: 9	H: 2 LOB: 2 BB: 2 P: 17	R: 4 E: 1 K: 1 S: 7	H: 2 LOB: 0 BB: 2 P: 15	R: 4 E: 1 K: 1 S: 7	H: 2 LOB: 0 BB: 2 P: 15	1B: 12 2B: 1 3B: 0 HR: 1	SF: 1 SAC: 0 DP: 2 HBP: 0	WP: 0 PB: 0 SB: 0 CS: 0	PA: 40					
PITCHER	IP	WLS	BF	H	R	ER	SO	BB	IBB	HBP	BLK	WP	HR	S	P	ERA	WHIP										
Tom Browning, L ERA: 4.63 (1, 1)	6.0		27	9	3	3	3	2	3	0	0	0	0	10	22	27.00	6.000										
John Franco, L ERA: 3.0 (7, 1)	1.0	L	9	3	4	3	2	3	0	0	0	0	0	10	22	27.00	6.000										
Ted Power, R ERA: 5.65 (8, 1)	1.0		4	1	1	0	1	0	0	0	0	0	0	6	6	0.00	1.000										

Batter	1	2	3	4	5	6	7	8	9	AB	R	H	RBI	BB	SO	LOB	TOP										
Eddie Milner, L (1, 8) OBP: 0.355, SLG: 0.370 Tony Perez, R (7, PH) OBP: 0.261, SLG: 0.105 Ron Robinson, R (7, 1)	F5		1B 1-2 BB		3-1		K		6-3	2	1	0	0	1	0	0	Cincinnati Reds @ Philadelphia Phillies Veterans Stadium, Philadelphia, PA Thu May 15 1986, 7:05 PM EDT Att: 20,767 - Unknown										
Pete Ross, S (1, 3) OBP: 0.245, SLG: 0.156	4-3		FC5 1B 1-3 2-H			K		L4		4	0	1	1	0	1	0											
Dave Parker, L (1, 9) OBP: 0.333, SLG: 0.500	K		1B 1-2 3-H			F5		F6		4	0	1	1	0	1	0											
Nick Esasky, R (1, 7) OBP: 0.326, SLG: 0.395 Eric Davis, R (9, 8) OBP: 0.272, SLG: 0.319			F3 FC5 2-3f			F9		F9		4	0	0	0	0	0	2											
Dave Concepcion, R (1, 6) OBP: 0.302, SLG: 0.317	K				F4		F8		F9 1B HR	4	1	1	0	0	1	0											
Buddy Bell, R (1, 5) OBP: 0.306, SLG: 0.279 Tom Runnels, S (9, PR) (9, 5)	F7				5-3		BB 1B BB		1B HR 1B	3	1	1	0	1	0	0											
Sal Butera, R (1, 2) OBP: 0.313, SLG: 0.467 Max Venable, L (9, PH) OBP: 0.240, SLG: 0.333 (9, 8) (9, 7)			L5		6-3		FC5-4 1B 1-2 BB		F9 2-3	2	0	0	0	1	0	0											
Ron Oester, S (1, 4) OBP: 0.268, SLG: 0.311			3-1				F6		1B HR	4	1	2	4	0	0	0											
Bill Gullickson, R (1, 1) OBP: 0.143, SLG: 0.143 Scott Terry, R (6, 1) Joe Price, R (6, 1) Tracy Jones, R (7, PH) OBP: 0.327, SLG: 0.279 Bo Diaz, R (9, 2) OBP: 0.331, SLG: 0.393			E5 1B BB				F9		F8 1-H 3-H HR	2	1	0	0	0	0	0											
Inning Stats	R: 0 E: 0 K: 1 S: 5	H: 0 LOB: 0 BB: 0 P: 5	R: 0 E: 0 K: 1 S: 5	H: 0 LOB: 0 BB: 0 P: 5	R: 2 E: 1 K: 0 S: 6	H: 2 LOB: 2 BB: 1 P: 10	R: 0 E: 0 K: 0 S: 3	H: 0 LOB: 0 BB: 0 P: 3	R: 0 E: 0 K: 1 S: 5	H: 0 LOB: 0 BB: 0 P: 5	R: 1 E: 0 K: 1 S: 6	H: 1 LOB: 2 BB: 2 P: 14	R: 0 E: 0 K: 0 S: 3	H: 0 LOB: 0 BB: 0 P: 3	R: 3 E: 0 K: 0 S: 6	H: 3 LOB: 1 BB: 0 P: 6		1B: 5 2B: 0 3B: 0 HR: 1	SF: 0 SAC: 0 DP: 0 HBP: 0	WP: 0 PB: 0 SB: 0 CS: 0	PA: 37						
PITCHER	IP	WLS	BF	H	R	ER	SO	BB	IBB	HBP	BLK	WP	HR	S	P	ERA	WHIP										
Charles Hudson, R (1, 1) ERA: 3.24	6.1		25	2	3	1	3	3	0	0	0	0	0	28	40	1.42	0.789										
Don Carman, L (7, 1) ERA: 6.32	1.2		8	3	2	2	1	0	0	0	0	0	0	10	10	10.80	1.800										
Steve Bedrosian, R (9, 1) ERA: 5.51	1.0	L	4	1	1	1	0	0	0	0	0	0	1	4	4	9.00	1.000										

AB	34
R	6
H	6
RBI	6
BB	3
SO	4
LOB	10



Batter	1	2	3	4	5	6	7	8	9	AB	R	H	RBI	BB	SO	LOB	BOTTOM										
Milt Thompson, L (1, 8) OBP: 0.242, SLG: 0.270	1B SF9 2B		4-3		4-3		F8		K	5	1	1	0	0	1	1	Cincinnati Reds @ Philadelphia Phillies Veterans Stadium, Philadelphia, PA Thu May 15 1986, 7:05 PM EDT Att: 20,767 - Unknown										
Ron Roenicke, S (1, 7) OBP: 0.455, SLG: 0.421	F8 S 2-3 1B		F9		FC5-4 1B BB		1B 1-H 2B		1B	4	2	3	1	1	0	0											
Juan Samuel, R (1, 4) OBP: 0.342, SLG: 0.382	SF9		1B S		FC5-4 1B		S 1B		F7	4	1	3	2	0	0	1											
Glenn Wilson, R (1, 9) OBP: 0.258, SLG: 0.206	F8 1-3 3-H		1B 1-H		FC5-4 2B 1-2 2-3		1B 1-2 BB		L5	4	0	1	1	1	0	3											
Von Hayes, L (1, 3) OBP: 0.392, SLG: 0.448	K		G3		1-3 3-H 2B		F4		BB	4	0	1	1	1	1	4											
Darren Daulton, L (1, 2) OBP: 0.392, SLG: 0.417			4-3		F6		4-3		F5	4	0	0	0	1	0	1											
Rick Schu, R (1, 5) OBP: 0.329, SLG: 0.431 Mike Schmidt, R (9, PH) OBP: 0.385, SLG: 0.505			2B		F8		F7		K	4	0	1	0	0	0	3											
Steve Jeltz, S (1, 6) OBP: 0.339, SLG: 0.299			6-3				F9			3	1	1	0	1	0	1											
Charles Hudson, S (1, 1) Don Carman, L (7, 1) Steve Bedrosian, R (9, 1)			5-3		F7		K		K	3	0	0	0	0	1	3											
Inning Stats	R: 1 E: 0 K: 1 S: 7	H: 2 LOB: 1 BB: 0 P: 7	R: 0 E: 0 K: 0 S: 4	H: 1 LOB: 0 BB: 0 P: 4	R: 1 E: 0 K: 0 S: 5	H: 2 LOB: 1 BB: 0 P: 5	R: 0 E: 0 K: 0 S: 4	H: 1 LOB: 1 BB: 0 P: 4	R: 1 E: 0 K: 0 S: 5	H: 2 LOB: 3 BB: 2 P: 13	R: 2 E: 0 K: 1 S: 7	H: 2 LOB: 2 BB: 2 P: 15	R: 0 E: 0 K: 0 S: 3	H: 0 LOB: 0 BB: 0 P: 3	R: 0 E: 0 K: 2 S: 8	H: 1 LOB: 1 BB: 0 P: 8		R: 0 E: 0 K: 1 S: 5	H: 0 LOB: 1 BB: 1 P: 9	1B: 7 2B: 4 3B: 0 HR: 0	SF: 1 SAC: 0 DP: 0 HBP: 0	WP: 0 PB: 0 SB: 3 CS: 0	PA: 43				
PITCHER	IP	WLS	BF	H	R	ER	SO	BB	IBB	HBP	BLK	WP	HR	S	P	ERA	WHIP										
Bill Gullickson, R (1, 1) ERA: 3.89	5.2		30	10	5	5	2	2	1	0	0	0	0	31	43	7.94	2.118										
Scott Terry, R (6, 1) ERA: 1.55	0.0		1	0	0	0	0	1	0	0	0	0	0	4													
Joe Price, L (6, 1) ERA: 2.92	0.1		1	0	0	0	0	0	0	0	0	0	0	1	1	0.00	0.000										
Ron Robinson, R (7, 1) ERA: 1.69	3.0	W	11	1	0	0	3	1	0	0	0	0	0	16	20	0.00	0.667										

AB	37
R	5
H	11
RBI	5
BB	5
SO	5
LOB	18



Batter	1	2	3	4	5	6	7	8	9	AB	R	H	RBI	BB	SO	LOB	TOP										
Milt Thompson, L (1, 8) OBP: 0.248, SLG: 0.276										5	1	2	0	0	0	2											
Rick Schu, R (1, 5) OBP: 0.321, SLG: 0.421										4	0	1	1	0	1	0											
Juan Samuel, R (1, 4) OBP: 0.338, SLG: 0.375										4	0	1	0	0	1	0											
Mike Schmidt, R (1, 3) OBP: 0.373, SLG: 0.486										4	0	0	0	0	1	2											
Von Hayes, L (1, 7) OBP: 0.395, SLG: 0.459										4	1	2	0	0	2	2											
Glenn Wilson, R (1, 9) OBP: 0.274, SLG: 0.212										2	1	1	0	1	0	0											
Darren Daulton, L (1, 2) OBP: 0.386, SLG: 0.413										3	0	1	1	0	0	2											
Steve Jeltz, S (1, 6) OBP: 0.336, SLG: 0.290										3	0	0	1	1	0	4											
Steve Carlton, L (1, 1) OBP: 0.211, SLG: 0.167										3	0	1	0	0	0	3											
Kent Tekulve, R (8, 1)										1	0	0	0	0	0	0											
Inning Stats	R: 1 E: 1 K: 0 S: 4	H: 1 LOB: 0 BB: 0 P: 4	R: 0 E: 1 K: 1 S: 6	H: 0 LOB: 2 BB: 1 P: 10	R: 0 E: 0 K: 2 S: 9	H: 3 LOB: 2 BB: 0 P: 9	R: 1 E: 1 K: 0 S: 5	H: 3 LOB: 1 BB: 0 P: 5	R: 0 E: 0 K: 0 S: 3	H: 0 LOB: 0 BB: 0 P: 3	R: 1 E: 0 K: 0 S: 4	H: 1 LOB: 1 BB: 1 P: 8	R: 0 E: 0 K: 2 S: 7	H: 0 LOB: 0 BB: 0 P: 7	R: 0 E: 0 K: 0 S: 4	H: 1 LOB: 2 BB: 0 P: 5	R: 0 E: 0 K: 0 S: 3	H: 0 LOB: 0 BB: 0 P: 3	1B: 8 2B: 1 3B: 0 HR: 0	SF: 2 SAC: 0 DP: 1 HBP: 1	WP: 1 PB: 0 SB: 1 CS: 1	PA: 38					
PITCHER	IP	WLS	BF	H	R	ER	SO	BB	IBB	HBP	BLK	WP	HR	S	P	ERA	WHIP										
Roger Mason, R (1, 1) ERA: 3.05	6.0	L	27	8	3	1	3	2	0	0	0	1	0	31	39	1.50	1.667										
Juan Berenguer, R (7, 1) ERA: 4.5	2.0		8	1	0	0	2	0	0	1	0	0	0	11	12	0.00	0.500										
Greg Minton, R (9, 1) ERA: 4.3	1.0		3	0	0	0	0	0	0	0	0	0	0	3	3	0.00	0.000										

Philadelphia Phillies @ San Francisco Giants
Candlestick Park, San Francisco, CA
Fri May 16 1986, 10:05 PM EDT
Att: 16,560 - Unknown

AB 33
R 3
H 9
RBI 3
BB 2
SO 5
LOB 15



Batter	1	2	3	4	5	6	7	8	9	AB	R	H	RBI	BB	SO	LOB	BOTTOM										
Candy Maldonado, R (1, 8) OBP: 0.286, SLG: 0.597										4	0	0	0	0	2	0											
Will Clark, L (1, 3) OBP: 0.333, SLG: 0.475										4	0	1	0	0	0	0											
Chris Brown, R (1, 5) OBP: 0.382, SLG: 0.440										4	0	0	0	0	0	1											
Jeffrey Leonard, R (1, 7) OBP: 0.361, SLG: 0.511										3	0	0	0	0	1	1											
Chili Davis, S (1, 9) OBP: 0.320, SLG: 0.420										3	0	1	0	0	0	0											
Bob Brenly, R (1, 2) OBP: 0.411, SLG: 0.406										3	0	1	0	0	1	1											
Robby Thompson, R (1, 4) OBP: 0.331, SLG: 0.333										3	0	2	0	0	0	0											
Jose Uribe, S (1, 6) OBP: 0.319, SLG: 0.284										2	0	0	0	0	1	1											
Joel Youngblood, R (8, PH) OBP: 0.327, SLG: 0.423										1	0	0	0	0	1	2											
Greg Minton, S (9, 1)										0	0	0	0	0	0	0											
Roger Mason, R (1, 1) OBP: 0.077, SLG: 0.077										1	0	0	0	0	0	0											
Dan Gladden, R (6, PH) OBP: 0.327, SLG: 0.333										1	0	0	0	0	0	0											
Juan Berenguer, R (7, 1)										0	0	0	0	0	0	0											
Luis Quinones, S (8, PH) (9, 6)										1	0	0	0	0	0	2											
Inning Stats	R: 0 E: 0 K: 0 S: 3	H: 0 LOB: 0 BB: 0 P: 3	R: 0 E: 0 K: 1 S: 5	H: 0 LOB: 0 BB: 0 P: 5	R: 0 E: 0 K: 1 S: 5	H: 1 LOB: 0 BB: 0 P: 5	R: 0 E: 0 K: 1 S: 6	H: 1 LOB: 1 BB: 0 P: 6	R: 0 E: 0 K: 0 S: 3	H: 0 LOB: 0 BB: 0 P: 3	R: 0 E: 0 K: 0 S: 3	H: 0 LOB: 0 BB: 0 P: 3	R: 0 E: 0 K: 1 S: 7	H: 2 LOB: 2 BB: 0 P: 7	R: 0 E: 0 K: 1 S: 5	H: 0 LOB: 0 BB: 0 P: 5	1B: 5 2B: 2 3B: 0 HR: 0	SF: 0 SAC: 0 DP: 2 HBP: 0	WP: 1 PB: 0 SB: 0 CS: 2	PA: 30							
PITCHER	IP	WLS	BF	H	R	ER	SO	BB	IBB	HBP	BLK	WP	HR	S	P	ERA	WHIP										
Steve Carlton, L (1, 1) ERA: 4.99	7.1	W	25	5	0	0	4	0	0	0	0	1	0	9	9	0.00	0.682										
Kent Tekulve, R (8, 1) ERA: 1.65	1.2	S	5	0	0	0	2	0	0	0	0	1	0	9	9	0.00	0.000										

Philadelphia Phillies @ San Francisco Giants
Candlestick Park, San Francisco, CA
Fri May 16 1986, 10:05 PM EDT
Att: 16,560 - Unknown

AB 30
R 0
H 5
RBI 0
BB 0
SO 6
LOB 8



Batter	1	2	3	4	5	6	7	8	9	AB	R	H	RBI	BB	SO	LOB	TOP										
Milt Thompson, L (1, 8) John Russell, R (8, PH) Don Carman, L (8, 1)	0-0 1B		0-0 5-3		0-0 F9	4-0 BB		0-3 K		3	0	1	0	1	0	0	Philadelphia Phillies @ San Francisco Giants Candlestick Park, San Francisco, CA Sat May 17 1986, 6:33 AM EDT Att: 14,260 - Unknown										
Rick Schu, R (1, 5) OBP: 0.315, SLG: 0.400	0-3 K		0-0 6-3		0-3 K	0-3 K		4-0 BB		4	0	0	0	1	3	4											
Juan Samuel, R (1, 4) OBP: 0.341, SLG: 0.377	0-0 6-3			0-0 1B	0-0 5-3		0-0 BB	0-0 4-3		5	1	2	0	0	0	4											
Mike Schmidt, R (1, 3) OBP: 0.374, SLG: 0.478	4-0 BB			0-0 1B	1-3 HR	1B		0-0 E3	0-3 K	4	2	1	0	1	1	1											
Von Hayes, L (1, 7)	0-3 K			0-0 1B	1-2 HR	1B		0-3 K	0-0 F6	5	2	2	3	0	2	2											
Glenn Wilson, R (1, 9) OBP: 0.271, SLG: 0.239		0-0 6-3		0-0 HR	1-1 2-H	HR		0-0 F9	0-0 F8	5	1	1	3	0	0	0											
Darren Daulton, L (1, 2) OBP: 0.391, SLG: 0.463	0-3 K			0-3 K		4-6-3 1B		0-0 HR		4	1	2	1	0	2	0											
Tom Foley, L (1, 6) OBP: 0.500, SLG: 0.600	0-0 4-3			0-0 G3		4-6-3 1B		0-0 2B		4	0	2	0	0	0	0											
Shane Rawley, R (1, 1) Tom Hume, R (5, 1) Ron Roenicke, S (5, PH) Dave Rucker, L (5, 1) Jeff Stone, L (5, PH)			0-0 5-3		0-3 K			0-0 BB	0-0 1B	2	0	0	0	0	1	0											
Inning Stats	R: 0 E: 0 K: 2 S: 8	H: 1 LOB: 2 BB: 1 P: 12	R: 0 E: 0 K: 1 S: 5	H: 0 LOB: 0 BB: 0 P: 5	R: 0 E: 0 K: 0 S: 3	H: 0 LOB: 0 BB: 0 P: 3	R: 4 E: 0 K: 2 S: 11	H: 4 LOB: 0 BB: 0 P: 11	R: 0 E: 0 K: 1 S: 5	H: 0 LOB: 0 BB: 0 P: 5	R: 2 E: 1 K: 1 S: 9	H: 3 LOB: 3 BB: 1 P: 13	R: 0 E: 0 K: 1 S: 5	H: 1 LOB: 0 BB: 0 P: 5	R: 1 E: 0 K: 1 S: 8	H: 3 LOB: 3 BB: 1 P: 12		R: 0 E: 0 K: 1 S: 5	H: 0 LOB: 0 BB: 0 P: 5	1B: 8 2B: 1 3B: 0 HR: 3	SF: 0 SAC: 0 DP: 1 HBP: 0	WP: 0 PB: 0 SB: 1 CS: 0	PA: 42				
PITCHER	IP	WLS	BF	H	R	ER	SO	BB	IBB	HBP	BLK	WP	HR	S	P	ERA	WHIP										
Mike Krukow, R (1, 1) ERA: 4.07	5.1	W	25	7	6	5	6	1	0	0	0	0	2	36	40	8.44	1.500										
Chuck Hensley, L (6, 1) ERA: 3.99	0.1		3	1	0	0	0	1	0	0	0	0	0	2	6	0.00	6.000										
Jeff Robinson, R (6, 1) ERA: 4.13	1.2		8	4	1	1	2	0	0	0	0	0	1	12	12	5.40	2.400										
Mark Davis, L (8, 1) ERA: 2.49	0.1		2	0	0	0	1	1	0	0	0	0	0	3	7	0.00	3.000										
Greg Minton, R (8, 1) ERA: 4.07	1.1	S	4	0	0	0	1	0	0	0	0	0	0	6	6	0.00	0.000										

Batter	1	2	3	4	5	6	7	8	9	AB	R	H	RBI	BB	SO	LOB	BOTTOM										
Dan Gladden, R (1, 8) OBP: 0.329, SLG: 0.331	0-0 6-3		0-3 K		0-0 2B		0-0 F9			4	1	1	1	1	1	1	Philadelphia Phillies @ San Francisco Giants Candlestick Park, San Francisco, CA Sat May 17 1986, 6:33 AM EDT Att: 14,260 - Unknown										
Will Clark, L (1, 3) OBP: 0.335, SLG: 0.479	0-0 G3		0-3 K		0-0 G3			0-0 1B		5	1	2	2	0	1	3											
Chris Brown, R (1, 5) OBP: 0.383, SLG: 0.439	0-0 F8			0-0 2B	0-0 1B	0-0 PB	0-0 E3	0-0 G4-6-3		5	2	2	0	0	0	1											
Candy Maldonado, R (1, 7) OBP: 0.279, SLG: 0.582		0-0 1-3		0-0 1B	0-0 L4	0-0 F8	0-0 F8	0-0 F7		5	1	1	0	0	0	3											
Chili Davis, S (1, 9) OBP: 0.318, SLG: 0.417	0-0 6-3			0-0 CS	0-0 SF7	0-0 F8	0-0 F8			3	0	1	2	0	0	1											
Bob Brenly, R (1, 2) OBP: 0.406, SLG: 0.398	0-0 6-3			0-0 SF8	0-0 2B	0-0 BB	0-3 K			2	1	0	1	1	1	1											
Robby Thompson, R (1, 4) OBP: 0.343, SLG: 0.377			0-0 HR	0-0 K	0-0 2B	0-0 1B		0-0 F8		4	3	3	2	0	1	1											
Jose Uribe, S (1, 6) OBP: 0.333, SLG: 0.311			0-0 SH1-4		0-0 SH	0-0 1B		0-0 F8		4	2	3	2	0	0	1											
Mike Krukow, R (1, 1) OBP: 0.227, SLG: 0.190			0-0 SH1-4		0-0 SH	0-0 2B		0-0 SF8		1	1	1	1	0	0	0											
Chuck Hensley, L (6, 1) ERA: 3.99			0-0 1-2		0-0 SH	0-0 2B		0-0 SF8		0	0	0	0	0	0	0											
Jeff Robinson, R (6, 1) OBP: 0.333, SLG: 0.500					0-0 SH	0-0 2B		0-0 SF8		0	0	0	1	0	0	0											
Mark Davis, L (8, 1) ERA: 2.49					0-0 SH	0-0 2B		0-0 SF8		0	0	0	0	0	0	0											
Greg Minton, S (8, 1) ERA: 4.07					0-0 SH	0-0 2B		0-0 SF8		0	0	0	0	0	0	0											
Inning Stats	R: 0 E: 0 K: 0 S: 3	H: 0 LOB: 0 BB: 0 P: 3	R: 0 E: 0 K: 0 S: 3	H: 0 LOB: 0 BB: 0 P: 3	R: 1 E: 0 K: 2 S: 9	H: 2 LOB: 1 BB: 0 P: 9	R: 2 E: 0 K: 1 S: 7	H: 3 LOB: 0 BB: 0 P: 7	R: 8 E: 0 K: 0 S: 11	H: 7 LOB: 2 BB: 2 P: 19	R: 0 E: 1 K: 1 S: 6	H: 0 LOB: 1 BB: 0 P: 6	R: 1 E: 0 K: 0 S: 4	H: 1 LOB: 0 BB: 0 P: 4	R: 0 E: 0 K: 0 S: 3	H: 1 LOB: 0 BB: 0 P: 3	1B: 9 2B: 4 3B: 0 HR: 1	SF: 3 SAC: 2 DP: 1 HBP: 0	WP: 0 PB: 1 SB: 0 CS: 1	PA: 40							
PITCHER	IP	WLS	BF	H	R	ER	SO	BB	IBB	HBP	BLK	WP	HR	S	P	ERA	WHIP										
Shane Rawley, L (1, 1) ERA: 3.9	4.0	L	20	8	7	7	3	0	0	0	0	0	0	7	15	36.00	6.000										
Tom Hume, R (5, 1) ERA: 9.82	1.0		9	4	4	4	0	2	0	0	0	0	0	10	10	4.50	0.500										
Dave Rucker, L (6, 1) ERA: 2.6	2.0		8	1	1	1	1	0	0	0	0	0	0	10	10	4.50	0.500										
Don Carman, L (8, 1) ERA: 5.94	1.0		3	1	0	0	0	0	0	0	0	0	0	3	3	0.00	1.000										

AB	39
R	7
H	12
RBI	7
BB	3
SO	10
LOB	15



Batter	1	2	3	4	5	6	7	8	9	AB	R	H	RBI	BB	SO	LOB	TOP										
Milt Thompson, L (1.8) OBP: 0.256, SLG: 0.270	0-0 4-3		0-0 1-3			4-0 2B 1B BB		0-0 1-3		3	1	0	0	1	0	1	Philadelphia Phillies @ San Francisco Giants Candlestick Park, San Francisco, CA Sun May 18 1986, 6:33 AM EDT Att: 31,186 - Unknown										
Darren Daulton, L (1.2) OBP: 0.385, SLG: 0.465	0-0 4-3			0-0 G3		0-0 1B 1-3 2B		0-3 K		4	0	1	0	0	1	0											
Juan Samuel, R (1.4) OBP: 0.337, SLG: 0.370	0-0 5-3			0-0 S 1B		0-0 F9		0-3 K		4	0	1	0	0	1	2											
Mike Schmidt, R (1.3) OBP: 0.370, SLG: 0.470		0-0 F9		0-3 K		0-0 BB 1B		0-0 6-3		4	0	1	1	0	1	1											
Von Hayes, L (1.7) OBP: 0.399, SLG: 0.479	0-0 5-3			0-0 F5		2-3 3-H 4-0 1B			0-0 1B	3	0	1	0	1	0	1											
Glenn Wilson, R (1.9) OBP: 0.283, SLG: 0.230	0-3 K				0-0 F8	0-0 G5-4-3 BB		0-3 K		4	0	0	0	0	2	4											
Rick Schu, R (1.5) OBP: 0.312, SLG: 0.405			0-0 F3		0-0 2B		0-3 K		0-0 F5	4	0	1	0	0	1	1											
Steve Jeltz, S (1.6) OBP: 0.328, SLG: 0.282			0-0 1-3		0-3 K		0-3 K			3	0	0	0	0	2	1											
Freddie Toliver, R (1.1) Kent Tekulve, R (5.1) Jeff Stone, L (7. PH) Don Carman, L (7.1)			4-0 BB		0-0 4-3		0-3 K			1	0	0	0	1	0	1											
Inning Stats	R: 0 E: 0 K: 0 S: 3	H: 0 LOB: 0 BB: 0 P: 3	R: 0 E: 0 K: 1 S: 5	H: 0 LOB: 0 BB: 0 P: 5	R: 0 E: 0 K: 0 S: 3	H: 0 LOB: 1 BB: 1 P: 7	R: 0 E: 0 K: 1 S: 6	H: 1 LOB: 1 BB: 0 P: 6	R: 0 E: 0 K: 1 S: 6	H: 1 LOB: 1 BB: 0 P: 6	R: 1 E: 0 K: 0 S: 4	H: 2 LOB: 2 BB: 2 P: 12	R: 0 E: 0 K: 3 S: 9	H: 0 LOB: 0 BB: 0 P: 9	R: 0 E: 0 K: 2 S: 7	H: 0 LOB: 0 BB: 0 P: 7		R: 0 E: 0 K: 1 S: 6	H: 1 LOB: 1 BB: 0 P: 6	1B: 3 2B: 2 3B: 0 HR: 0	SF: 0 SAC: 0 DP: 1 HBP: 0	WP: 0 PB: 0 SB: 2 CS: 0	PA: 34				
PITCHER	IP	WLS	BF	H	R	ER	SO	BB	IBB	HBP	BLK	WP	HR	S	P	ERA	WHIP										
Scott Garrelts, R (1.1) ERA: 3.03	5.0	W	20	3	1	1	3	2	0	0	0	0	0	24	32	1.80	1.000										
Juan Berenguer, R (6.1) ERA: 4.41	0.1		2	1	0	0	0	0	0	0	0	0	0	2	2	0.00	3.000										
Chuck Hensley, L (6.1) ERA: 3.86	0.0		1	0	0	0	0	1	0	0	0	0	0	4	∞	∞	∞										
Jeff Robinson, R (6.1) ERA: 3.58	3.2	S	11	1	0	0	6	0	0	0	0	0	0	23	23	0.00	0.273										

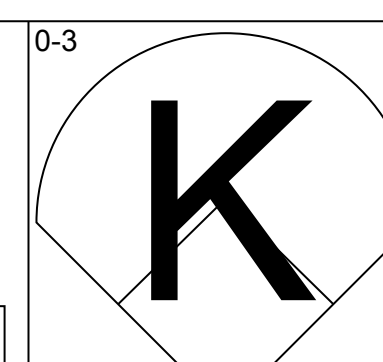
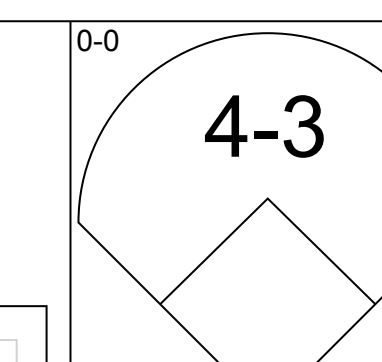
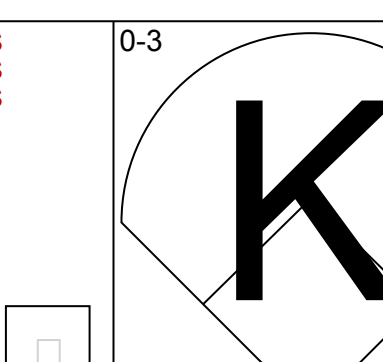
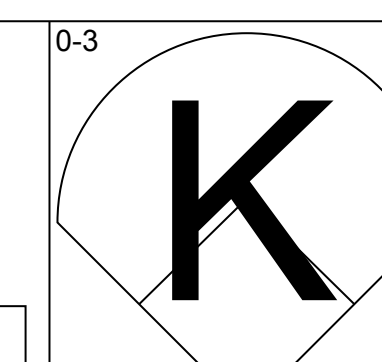
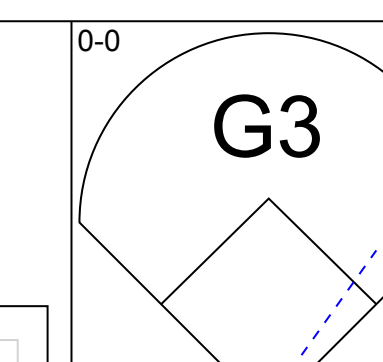
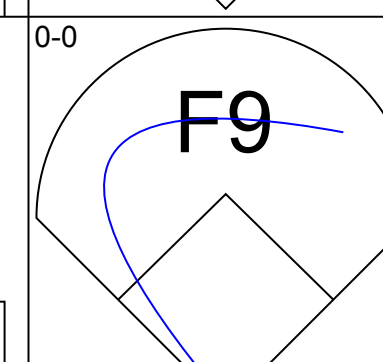
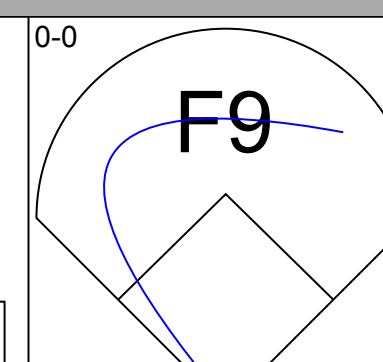
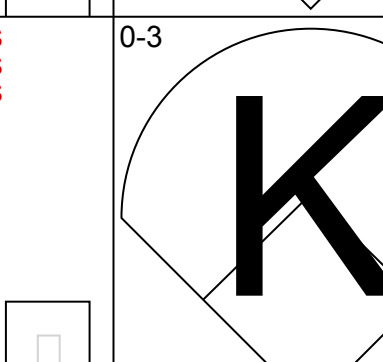
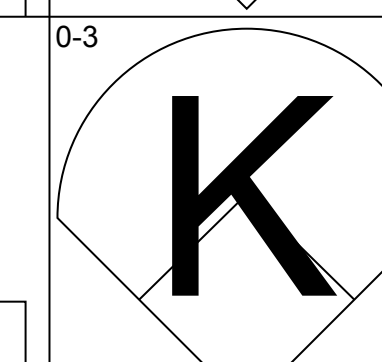
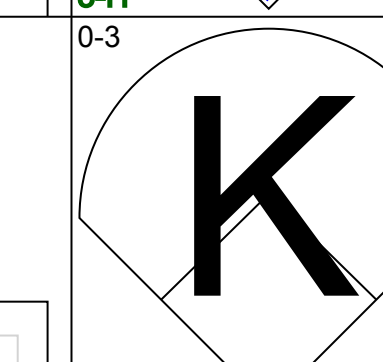
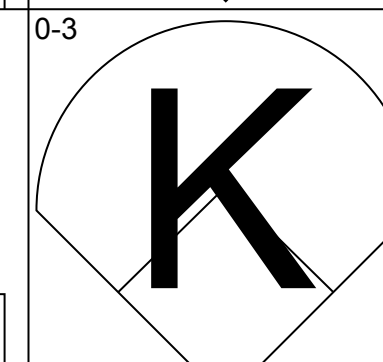
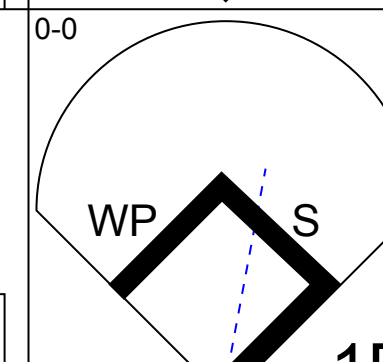
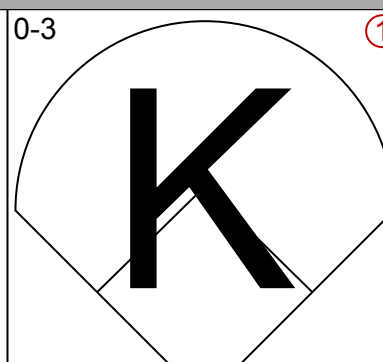
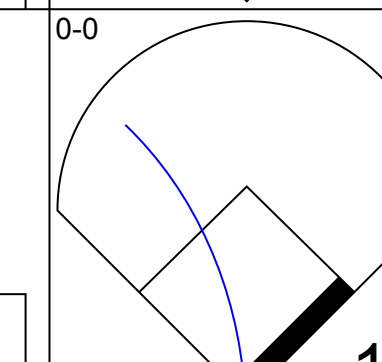
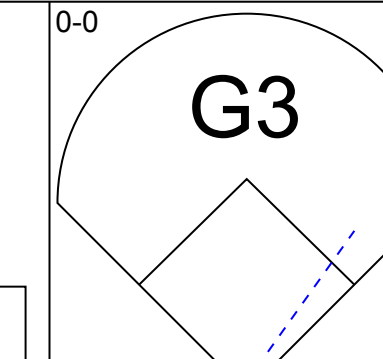
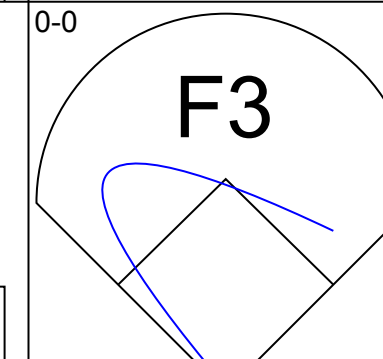
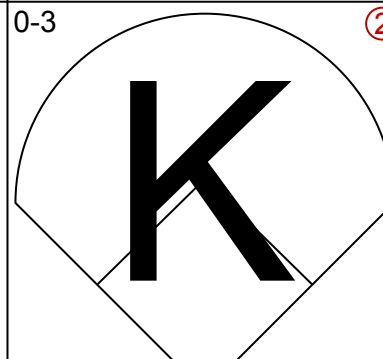
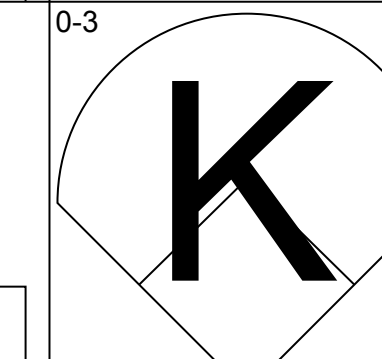
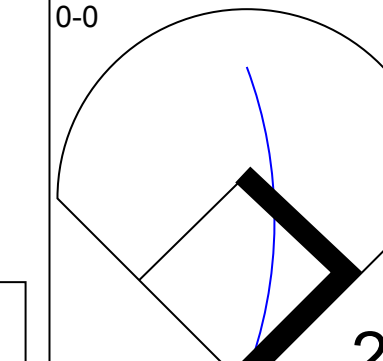
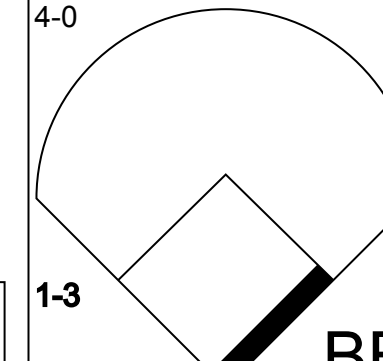
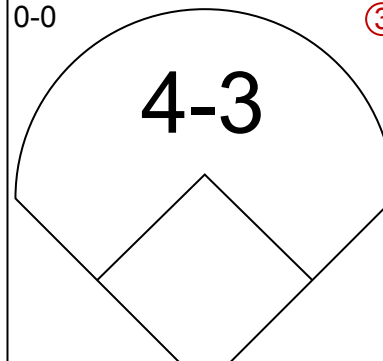
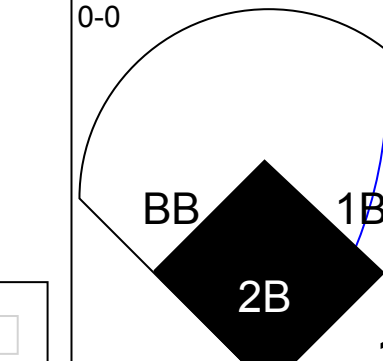
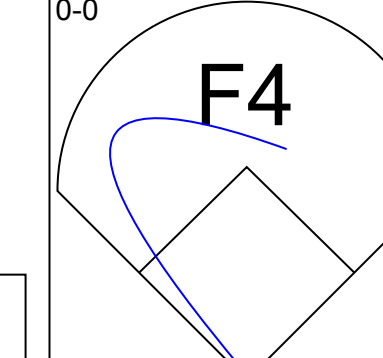
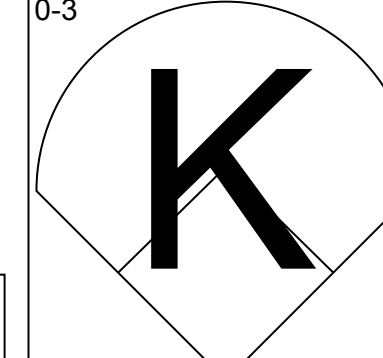
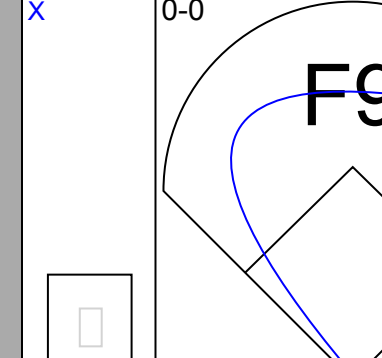
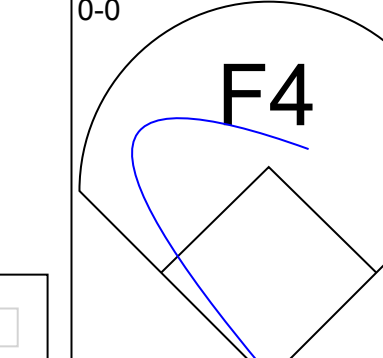
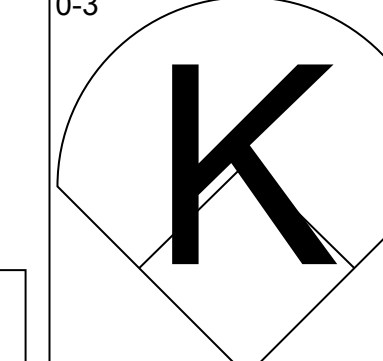
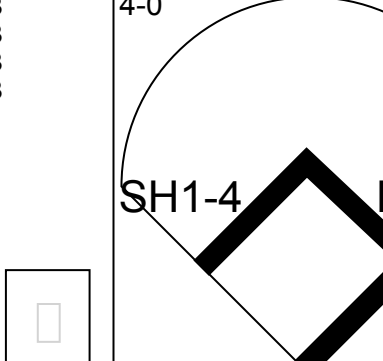
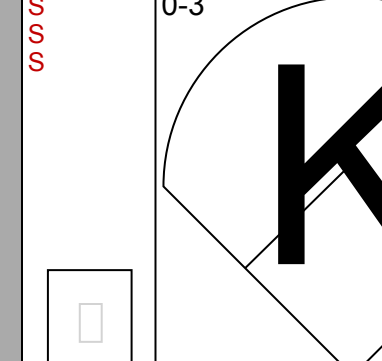
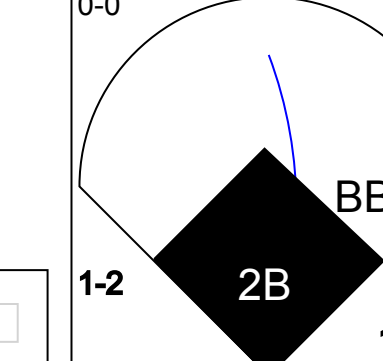
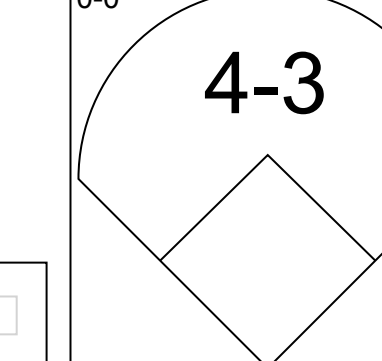
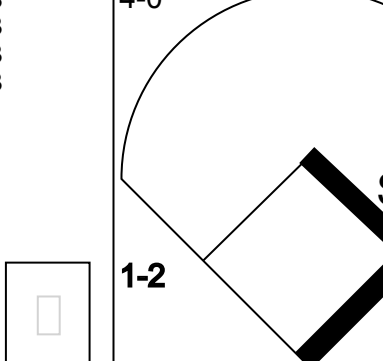
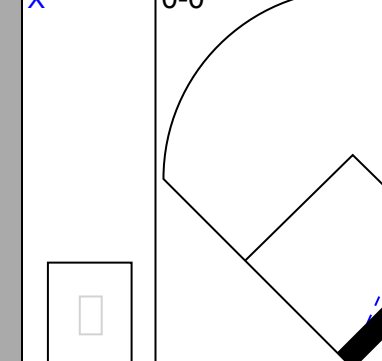
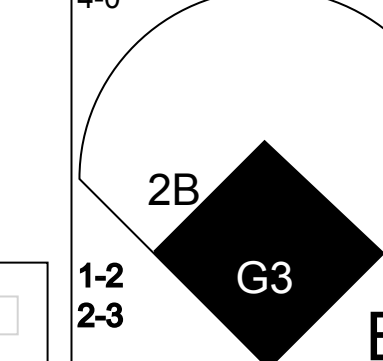
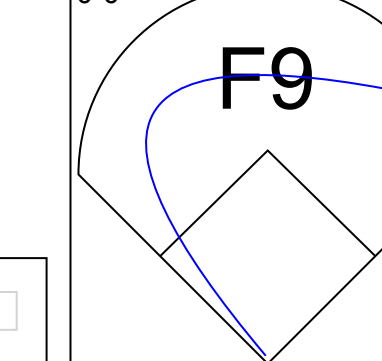
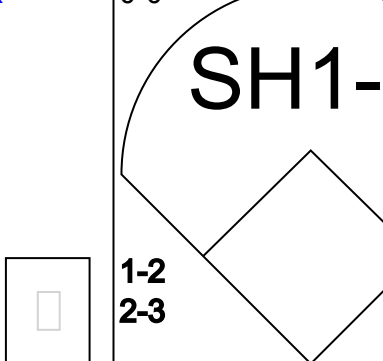
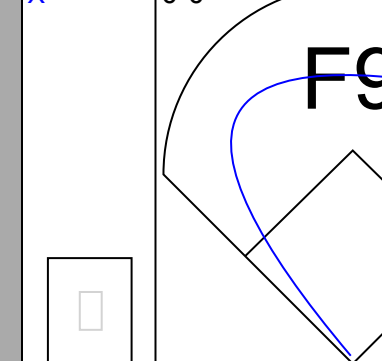
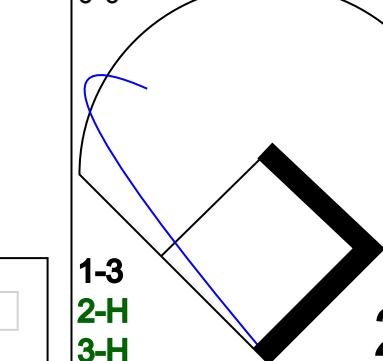
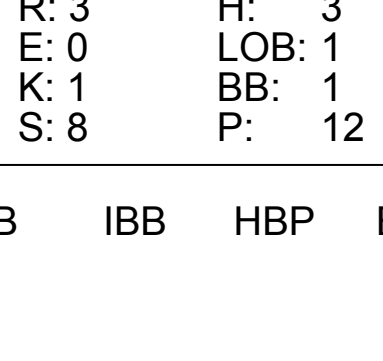
Batter	1	2	3	4	5	6	7	8	9	AB	R	H	RBI	BB	SO	LOB	BOTTOM										
Dan Gladden, R (1.8) OBP: 0.329, SLG: 0.338	0-3 K		0-0 SH5-3		0-0 E 2B	0-3 K				3	1	1	0	0	2	1	Philadelphia Phillies @ San Francisco Giants Candlestick Park, San Francisco, CA Sun May 18 1986, 6:33 AM EDT Att: 31,186 - Unknown										
Will Clark, L (1.3) OBP: 0.340, SLG: 0.480	0-0 F7		0-3 K		0-0 E6 1B		0-0 CS WP 1B			4	2	2	0	0	1	2											
Chris Brown, R (1.5) OBP: 0.386, SLG: 0.436	0-0 FC1-6 1B		4-0 BB		0-0 5-3		0-3 K			3	0	1	0	1	1	2											
Candy Maldonado, R (1.7) OBP: 0.292, SLG: 0.571 Jeffrey Leonard, R (8.7) OBP: 0.361, SLG: 0.511	0-0 FC1-6		0-3 K		0-0 S 1B		4-0 WP BB			3	1	1	1	1	1	4											
Chili Davis, S (1.9) OBP: 0.323, SLG: 0.420		0-0 CS 1B		0-0 F8	0-0 PB WP 1B		0-3 K			4	0	2	1	0	1	1											
Bob Melvin, R (1.2) OBP: 0.150, SLG: 0.220	0-3 K		0-0 4-3		0-0 4-3 1-3		0-3 K			3	0	0	0	0	1	2											
Robby Thompson, R (1.4) OBP: 0.340, SLG: 0.373	0-0 F4			0-0 1B		0-3 K		0-0 F6		4	0	1	0	0	1	0											
Jose Uribe, S (1.6) OBP: 0.339, SLG: 0.306			4-0 SH5-3 SH BB		0-0 4-3		0-0 G3		4-0 CS BB	2	0	0	0	2	0	1											
Scott Garrelts, R (1.1) OBP: 0.167, SLG: 0.167 Juan Berenguer, R (6.1) Chuck Hensley, L (6.1) Jeff Robinson, R (6.1) Bob Brenly, R (6.2) OBP: 0.250, SLG: 0.333 OBP: 0.400, SLG: 0.390			0-0 SH		0-3 K		0-0 E5		0-0 F8	1	0	0	0	0	0	0											
Inning Stats	R: 0 E: 0 K: 1 S: 6	H: 1 LOB: 1 BB: 0 P: 6	R: 0 E: 0 K: 1 S: 5	H: 1 LOB: 0 BB: 0 P: 5	R: 0 E: 1 K: 2 S: 8	H: 0 LOB: 3 BB: 2 P: 16	R: 0 E: 0 K: 0 S: 4	H: 1 LOB: 1 BB: 0 P: 4	R: 3 E: 1 K: 1 S: 9	H: 4 LOB: 1 BB: 0 P: 9	R: 0 E: 1 K: 2 S: 8	H: 0 LOB: 1 BB: 0 P: 8	R: 1 E: 0 K: 3 S: 10	H: 1 LOB: 1 BB: 1 P: 14	R: 0 E: 0 K: 0 S: 2	H: 0 LOB: 0 BB: 1 P: 6		R: 0 E: 0 K: 1 S: 6	H: 0 LOB: 0 BB: 1 P: 6	1B: 7 2B: 1 3B: 0 HR: 0	SF: 0 SAC: 2 DP: 0 HBP: 0	WP: 2 PB: 1 SB: 2 CS: 3	PA: 36				
PITCHER	IP	WLS	BF	H	R	ER	SO	BB	IBB	HBP	BLK	WP	HR	S	P	ERA	WHIP										
Freddie Toliver, R (1.1) ERA: 3.38	4.2	L	23	7	3	3	5	2	0	0	0	0	0	31	39	5.79	1.929										
Kent Tekulve, R (5.1) ERA: 1.53	1.1		5	0	0	0	2	0	0	0	0	1	0	9	9	0.00	0.000										
Don Carman, L (7.1) ERA: 5.3	2.0		8	1	1	0	3	2	0	0	0	1	0	12	20	0.00	1.500										

AB 31
R 1
H 5
RBI 1
BB 3
SO 9
LOB 12



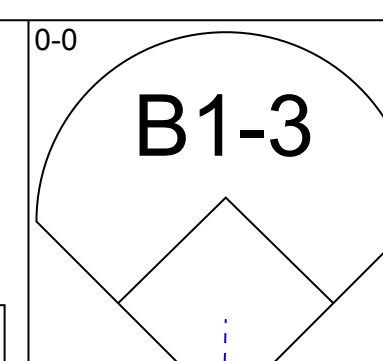
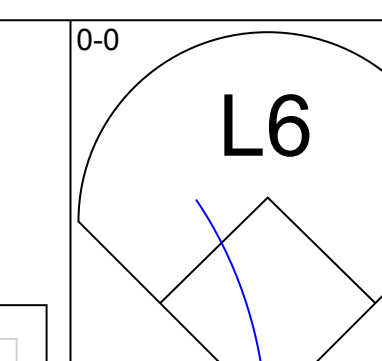
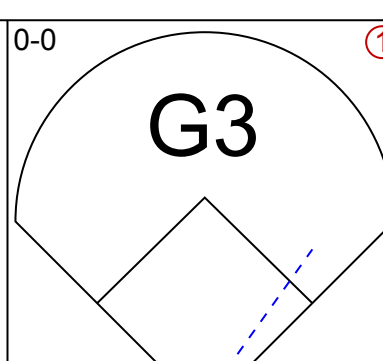
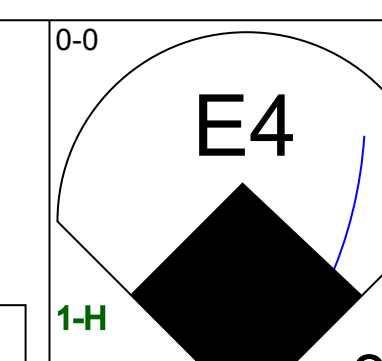
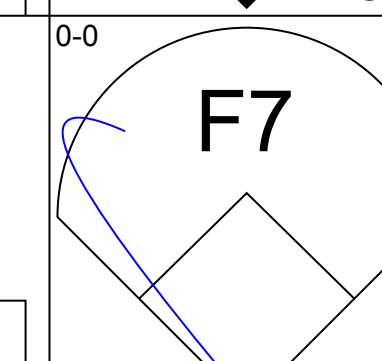
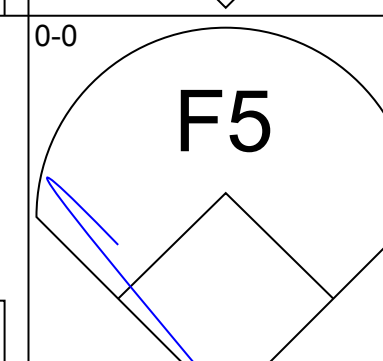
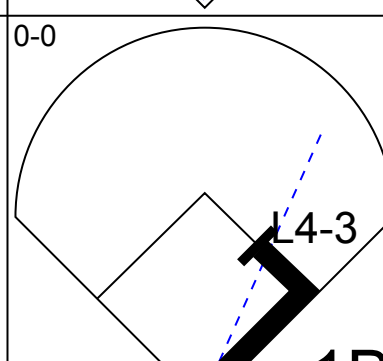
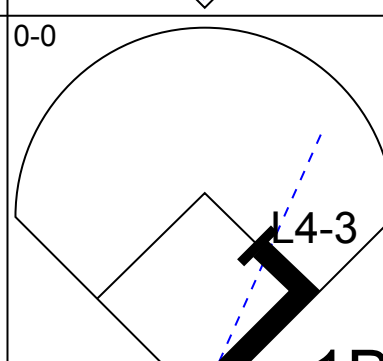
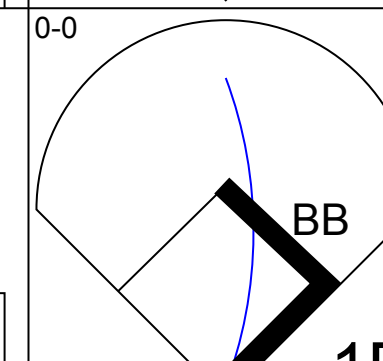
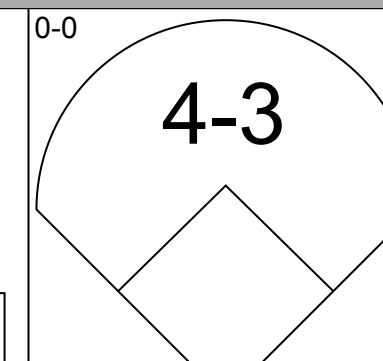
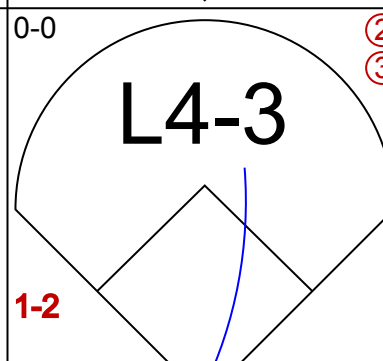
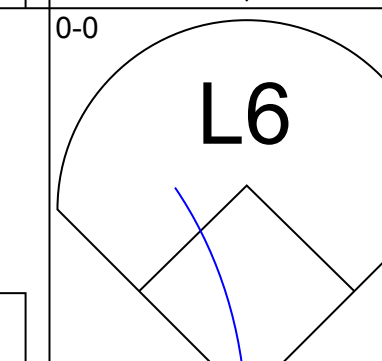

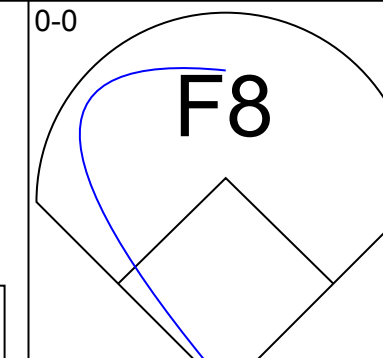
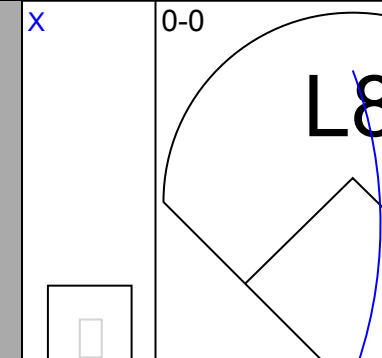
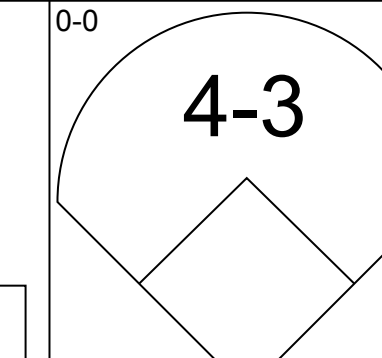
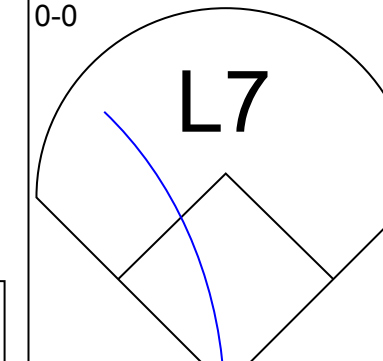
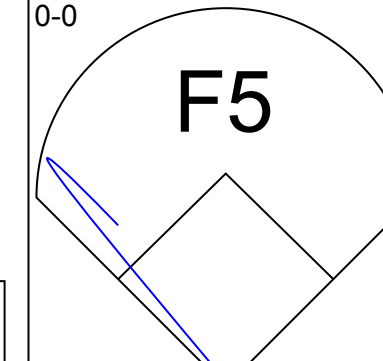
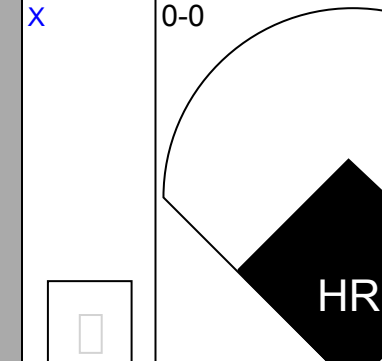
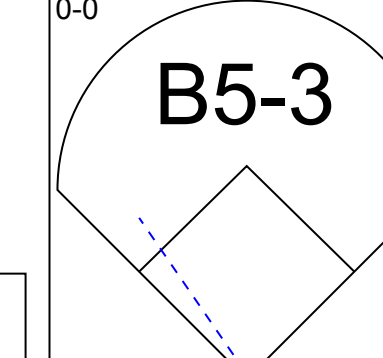
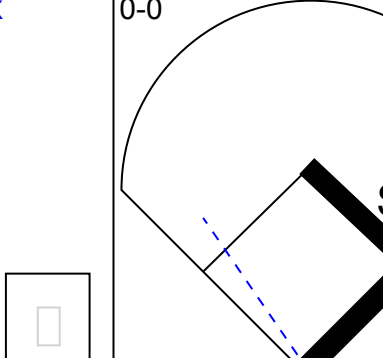
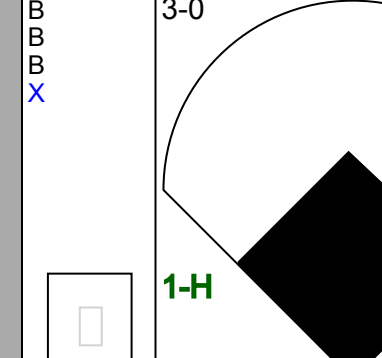
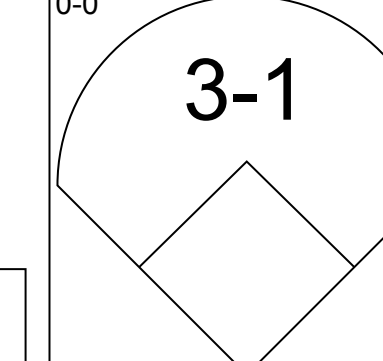
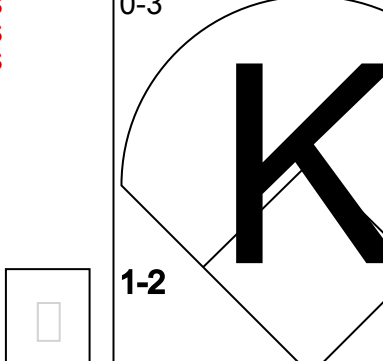
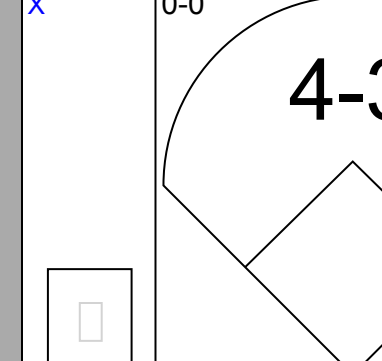
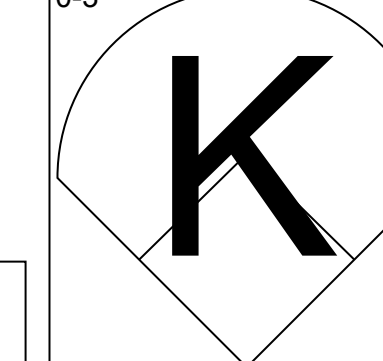
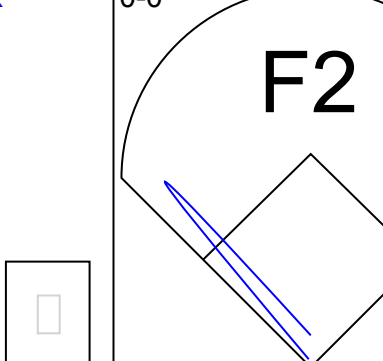
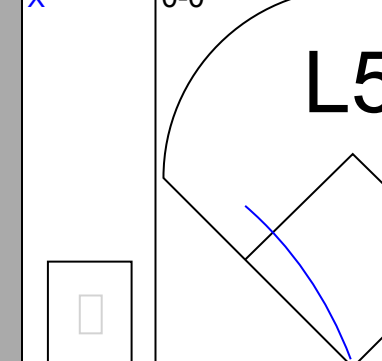
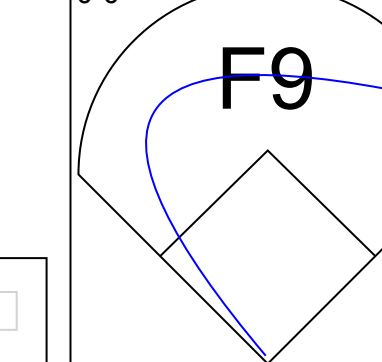
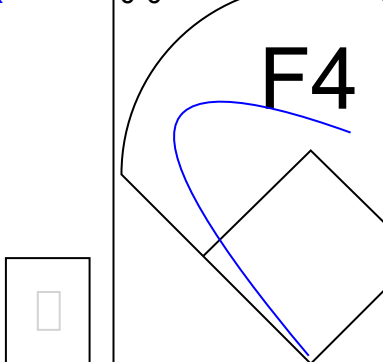
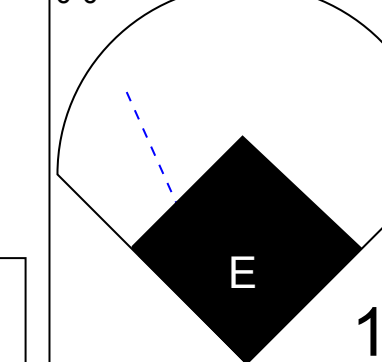
AB 30
R 4
H 8
RBI 2
BB 4
SO 10
LOB 15



Batter	1	2	3	4	5	6	7	8	9	AB	R	H	RBI	BB	SO	LOB	TOP			
Jeff Stone, L (1, 8) OBP: 0.143, SLG: 0.143										5	0	0	1	0	3	3	Philadelphia Phillies @ San Diego Padres Jack Murphy Stadium, San Diego, CA Tue May 20 1986, 10:05 PM EDT Att: 13,997 - Unknown			
Darren Daulton, L (1, 2) OBP: 0.365, SLG: 0.434										5	0	0	0	0	3	3				
Juan Samuel, R (1, 4) OBP: 0.344, SLG: 0.376										4	0	2	0	0	2	0				
Mike Schmidt, R (1, 3) OBP: 0.360, SLG: 0.455										4	0	0	0	0	2	2				
Von Hayes, L (1, 7) OBP: 0.408, SLG: 0.492										3	1	2	0	1	0	0				
Glenn Wilson, R (1, 9) OBP: 0.295, SLG: 0.222										4	0	0	0	0	1	4				
Rick Schu, R (1, 5) OBP: 0.320, SLG: 0.402										3	1	1	0	1	2	1				
Tom Foley, L (1, 6) OBP: 0.563, SLG: 0.583										2	1	1	0	2	0	0				
Kevin Gross, R (1, 1) OBP: 0.111, SLG: 0.167										2	0	0	0	0	0	1				
Ron Roenicke, S (9, PH) OBP: 0.458, SLG: 0.476										1	0	1	2	0	0	0				
Inning Stats	R: 0 E: 0 K: 2 S: 7	H: 0 LOB: 0 BB: 0 P: 7	R: 0 E: 0 K: 1 S: 6	H: 1 LOB: 1 BB: 0 P: 6	R: 0 E: 0 K: 0 S: 3	H: 0 LOB: 0 BB: 0 P: 3	R: 0 E: 0 K: 1 S: 6	H: 1 LOB: 2 BB: 1 P: 10	R: 0 E: 0 K: 2 S: 7	H: 0 LOB: 0 BB: 0 P: 7	R: 0 E: 0 K: 1 S: 6	H: 1 LOB: 1 BB: 0 P: 6	R: 0 E: 0 K: 3 S: 10	H: 1 LOB: 1 BB: 1 P: 10	R: 3 E: 0 K: 1 S: 8	H: 3 LOB: 1 BB: 1 P: 12	1B: 5 2B: 2 3B: 0 HR: 0	SF: 0 SAC: 1 DP: 0 HBP: 0	WP: 1 PB: 0 SB: 1 CS: 0	PA: 38
PITCHER	IP WLS BF H R ER SO BB IBB HBP BLK WP HR S P ERA WHIP																			
Eric Show, R (1, 1) ERA: 2.97	8.1 W 35 6 3 3 12 4 0 0 0 1 0 55 71 3.24 1.200																			
Rich Gossage, R (9, 1) ERA: 4.15	0.2 S 3 1 0 0 1 0 0 0 0 0 0 5 5 0.00 1.500																			

AB	33
R	3
H	7
RBI	3
BB	4
SO	13
LOB	14



Batter	1	2	3	4	5	6	7	8	9	AB	R	H	RBI	BB	SO	LOB	BOTTOM			
Bip Roberts, S (1, 4) OBP: 0.286, SLG: 0.288										2	0	0	0	0	0	0	Philadelphia Phillies @ San Diego Padres Jack Murphy Stadium, San Diego, CA Tue May 20 1986, 10:05 PM EDT Att: 13,997 - Unknown			
Tim Flannery, L (4, 4) OBP: 0.368, SLG: 0.419										2	1	1	1	0	0	0				
Garry Templeton, S (1, 6) OBP: 0.252, SLG: 0.214										4	0	1	0	0	1	0				
Tony Gwynn, L (1, 9) OBP: 0.400, SLG: 0.490										4	0	1	0	0	0	1				
Steve Garvey, R (1, 3) OBP: 0.260, SLG: 0.413										3	0	0	0	1	0	0				
Terry Kennedy, L (1, 2) OBP: 0.328, SLG: 0.395										3	1	1	0	0	0	2				
Kevin McReynolds, R (1, 8) OBP: 0.377, SLG: 0.496										3	1	2	2	0	0	0				
Graig Nettles, L (1, 5) OBP: 0.283, SLG: 0.310										3	0	0	0	0	1	1				
Carmelo Martinez, R (1, 7) OBP: 0.311, SLG: 0.367										3	0	0	0	0	1	1				
Marvell Wynne, L (8, 8) OBP: 0.326, SLG: 0.475										0	0	0	0	0	0	0				
Eric Show, R (1, 1) OBP: 0.217, SLG: 0.261										3	1	1	0	0	0	1				
Rich Gossage, R (9, 1) ERA: 4.83										0	0	0	0	0	0	0				
Inning Stats	R: 0 E: 0 K: 0 S: 4	H: 1 LOB: 2 BB: 1 P: 8	R: 0 E: 0 K: 1 S: 5	H: 0 LOB: 0 BB: 0 P: 5	R: 0 E: 0 K: 1 S: 5	H: 0 LOB: 0 BB: 0 P: 5	R: 0 E: 0 K: 0 S: 3	H: 0 LOB: 0 BB: 0 P: 3	R: 0 E: 0 K: 0 S: 3	H: 1 LOB: 1 BB: 0 P: 6	R: 2 E: 0 K: 0 S: 5	H: 2 LOB: 2 BB: 0 P: 8	R: 2 E: 1 K: 0 S: 5	H: 2 LOB: 0 BB: 0 P: 5	R: 2 E: 1 K: 0 S: 5	H: 2 LOB: 0 BB: 0 P: 5	1B: 5 2B: 1 3B: 1 HR: 1	SF: 0 SAC: 0 DP: 1 HBP: 0	WP: 0 PB: 0 SB: 1 CS: 0	PA: 31
PITCHER	IP WLS BF H R ER SO BB IBB HBP BLK WP HR S P ERA WHIP																			
Kevin Gross, R (1, 1) ERA: 4.83	8.0 L 31 7 4 3 3 1 0 0 0 0 1 36 43 3.38 1.000																			

AB	30
R	4
H	7
RBI	3
BB	1
SO	3
LOB	6



Batter	1	2	3	4	5	6	7	8	9	AB	R	H	RBI	BB	SO	LOB	TOP			
Ron Roenicke, S OBP: 0.429, SLG: 0.440 (1, 8)	F3		1B					1-3		4	1	1	0	0	1	0	Philadelphia Phillies @ San Diego Padres Jack Murphy Stadium, San Diego, CA Wed May 21 1986, 10:05 PM EDT Att: 12,674 - Unknown livebaseballscorecards.com			
Von Hayes, L OBP: 0.404, SLG: 0.484 (1, 7)	K		1B					K		4	1	1	0	0	2	0				
Juan Samuel, R OBP: 0.340, SLG: 0.364 (1, 4)	F2		1B							3	0	0	0	0	0	0				
Mike Schmidt, R OBP: 0.357, SLG: 0.448 (1, 3)		6-3	1B							4	0	1	2	0	0	1				
Glenn Wilson, R OBP: 0.255, SLG: 0.223 (1, 9)			F8							4	0	1	0	0	0	3				
John Russell, R OBP: 0.315, SLG: 0.333 (1, 2)	K									3	0	0	0	0	3	1				
Rick Schu, R OBP: 0.310, SLG: 0.389 (1, 5)		6-3						4-3		3	0	0	0	0	0	1				
Steve Jeltz, S OBP: 0.320, SLG: 0.274 (1, 6)			5-3					K		3	0	0	0	0	2	0				
Charles Hudson, S Dave Rucker, L Jeff Stone, L Tom Hume, R Luis Aguayo, R Steve Bedrosian, R (1, 1) (3, 1) (5, PH) (5, 1) (8, PH) (8, 1)			K					K		1	0	0	0	0	1	0				
Inning Stats	R: 0 E: 0 K: 1 S: 5	H: 0 LOB: 0 BB: 0 P: 5	R: 0 E: 0 K: 1 S: 6	H: 1 LOB: 1 BB: 0 P: 6	R: 2 E: 0 K: 1 S: 8	H: 3 LOB: 2 BB: 0 P: 9	R: 0 E: 0 K: 2 S: 7	H: 0 LOB: 0 BB: 0 P: 7	R: 0 E: 0 K: 0 S: 3	H: 0 LOB: 0 BB: 0 P: 3	R: 0 E: 0 K: 2 S: 7	H: 0 LOB: 0 BB: 0 P: 7	R: 0 E: 0 K: 0 S: 3	H: 0 LOB: 0 BB: 0 P: 3	R: 0 E: 0 K: 0 S: 3	H: 0 LOB: 0 BB: 0 P: 3	1B: 4 2B: 1 3B: 0 HR: 0	SF: 0 SAC: 0 DP: 1 HBP: 1	WP: 0 PB: 0 SB: 1 CS: 0	PA: 32
PITCHER Dave Dravecky, L ERA: 2.27 (1, 1)	IP: 9.0 WLS: W BF: 32 H: 4 R: 2 ER: 2 SO: 11 BB: 0 IBB: 0 HBP: 1 BLK: 0 WP: 0 HR: 0 S: 53 P: 54 ERA: 2.00 WHIP: 0.444															PITCHER				

Batter	1	2	3	4	5	6	7	8	9	AB	R	H	RBI	BB	SO	LOB	BOTTOM			
Marvell Wynne, L OBP: 0.319, SLG: 0.477 (1, 8)	F8	F8		E5		1-3				4	0	1	0	0	0	3	Philadelphia Phillies @ San Diego Padres Jack Murphy Stadium, San Diego, CA Wed May 21 1986, 10:05 PM EDT Att: 12,674 - Unknown livebaseballscorecards.com			
Gary Templeton, S OBP: 0.252, SLG: 0.222 (1, 6)	1-3			L9-2		6-3				4	0	1	1	0	0	2				
Tony Gwynn, L OBP: 0.415, SLG: 0.503 (1, 9)										4	2	4	0	0	0	0				
Steve Garvey, R OBP: 0.266, SLG: 0.422 (1, 3)	4-3									4	1	2	0	0	0	2				
Terry Kennedy, L OBP: 0.319, SLG: 0.385 (1, 2)		6-3		4-3		F4		SF9		3	0	0	1	0	0	1				
Kevin McReynolds, R OBP: 0.374, SLG: 0.489 (1, 7)		1B		SF8		5-3		G6-4-3		2	1	0	1	1	0	1				
Graig Nettles, L OBP: 0.272, SLG: 0.352 (1, 5)		1B				4-3		K		4	2	2	1	0	1	0				
Tim Flannery, L OBP: 0.382, SLG: 0.427 (1, 4)		1B						K		3	1	2	1	1	1	0				
Dave Dravecky, R OBP: 0.227, SLG: 0.333 (1, 1)		1B		3-1		SH3-4		6-3		3	0	1	1	0	0	1				
Inning Stats	R: 0 E: 0 K: 0 S: 4	H: 1 LOB: 1 BB: 0 P: 4	R: 3 E: 0 K: 0 S: 6	H: 4 LOB: 2 BB: 1 P: 10	R: 3 E: 0 K: 0 S: 7	H: 4 LOB: 1 BB: 0 P: 7	R: 0 E: 1 K: 0 S: 4	H: 2 LOB: 1 BB: 0 P: 4	R: 0 E: 0 K: 0 S: 3	H: 0 LOB: 1 BB: 1 P: 3	R: 1 E: 0 K: 0 S: 4	H: 2 LOB: 0 BB: 0 P: 4	R: 0 E: 0 K: 2 S: 7	H: 0 LOB: 0 BB: 0 P: 7	R: 0 E: 0 K: 0 S: 7	H: 0 LOB: 0 BB: 0 P: 7	1B: 9 2B: 4 3B: 0 HR: 1	SF: 2 SAC: 1 DP: 2 HBP: 0	WP: 1 PB: 0 SB: 0 CS: 0	PA: 36
PITCHER Charles Hudson, R ERA: 4.33 Dave Rucker, L ERA: 2.79 Tom Hume, R ERA: 6.75 Steve Bedrosian, R ERA: 5.19 (1, 1) (3, 1) (5, 1) (8, 1)	IP: 2.0 WLS: L BF: 9 H: 4 R: 1 ER: 1 SO: 0 BB: 0 IBB: 0 HBP: 0 BLK: 0 WP: 0 HR: 1 S: 9 P: 9 ERA: 4.50 WHIP: 2.000															PITCHER				

Batter	1	2	3	4	5	6	7	8	9	AB	R	H	RBI	BB	SO	LOB	TOP																					
Greg Gross, L (1,7) OBP: 0.464, SLG: 0.364	F9		BB	1B			1-2	1-2		3	0	1	0	1	0	1																						
Ron Roenicke, S (1,8) OBP: 0.406, SLG: 0.414	F9		1-2	1B			4-3	6-3		4	0	1	1	0	0	2																						
Juan Samuel, R (1,4) OBP: 0.327, SLG: 0.348	K		F9					5-3		4	0	0	0	0	1	2																						
Mike Schmidt, R (1,5) OBP: 0.354, SLG: 0.465		F4		5-3				K		4	1	1	1	0	1	0																						
Von Hayes, L (1,3) OBP: 0.393, SLG: 0.469		5-3		F4				1-3		4	0	0	0	0	0	0																						
Glenn Wilson, R (1,9) OBP: 0.285, SLG: 0.232		G3		6-3				2B		4	0	1	0	0	0	0																						
Darren Daulton, L (1,2) OBP: 0.350, SLG: 0.413			K		4-3			K		4	0	0	0	0	3	1																						
Tom Foley, L (1,6) OBP: 0.579, SLG: 0.600			1B		G3			1-3		3	1	2	0	0	0	0																						
Steve Carlton, L (1,1) OBP: 0.238, SLG: 0.200 (7, PH)			6-3					K		2	0	1	0	0	0	1																						
Jeff Stone, L (7, PH) OBP: 0.125, SLG: 0.125										0	0	0	0	0	0	0																						
Rick Schu, R (7, PH) OBP: 0.307, SLG: 0.385										1	0	0	0	0	1	1																						
Kent Tekulve, R (7,1)										0	0	0	0	0	0	0																						
Inning Stats	R: 0 E: 0 K: 1 S: 5	H: 0 LOB: 0 BB: 0 P: 5	R: 0 E: 0 K: 0 S: 3	H: 0 LOB: 0 BB: 0 P: 3	R: 1 E: 0 K: 1 S: 7	H: 2 LOB: 2 BB: 1 P: 11	R: 0 E: 0 K: 0 S: 3	H: 0 LOB: 0 BB: 0 P: 3	R: 0 E: 0 K: 0 S: 5	H: 1 LOB: 0 BB: 0 P: 5	R: 0 E: 0 K: 1 S: 5	H: 0 LOB: 0 BB: 0 P: 5	R: 0 E: 0 K: 1 S: 5	H: 0 LOB: 0 BB: 0 P: 5	R: 0 E: 0 K: 1 S: 5	H: 0 LOB: 0 BB: 0 P: 5	1B: 5 2B: 2 3B: 0 HR: 1	SF: 0 SAC: 0 DP: 1 HBP: 0	WP: 0 PB: 0 SB: 1 CS: 1	PA: 34																		
PITCHER	IP	WLS	BF	H	R	ER	SO	BB	IBB	HBP	BLK	WP	HR	S	P	ERA	WHIP	PITCHER				IP	WLS	BF	H	R	ER	SO	BB	IBB	HBP	BLK	WP	HR	S	P	ERA	WHIP
Andy Hawkins, R (1,1) ERA: 3.76	6.0	W	26	7	2	2	3	1	0	0	0	0	1	31	35	3.00	1.333																					
Craig Lefferts, L (7,1) ERA: 1.93	3.0	S	8	0	0	0	3	0	0	0	0	0	0	14	14	0.00	0.000																					

Philadelphia Phillies @ San Diego Padres
Jack Murphy Stadium, San Diego, CA
Thu May 22 1986, 6:33 AM EDT
Att: 21,173 - Unknown

AB 33
R 2
H 7
RBI 2
BB 1
SO 6
LOB 8

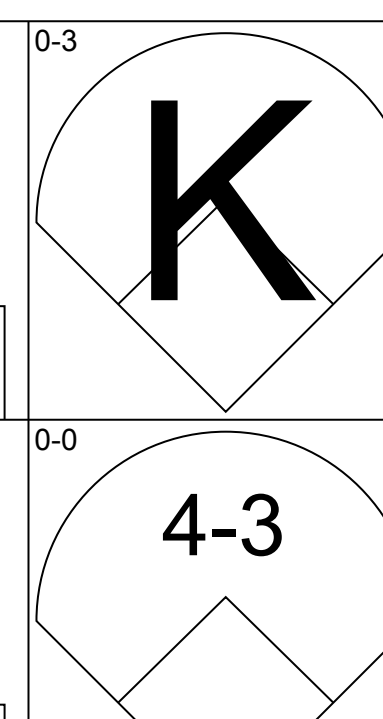
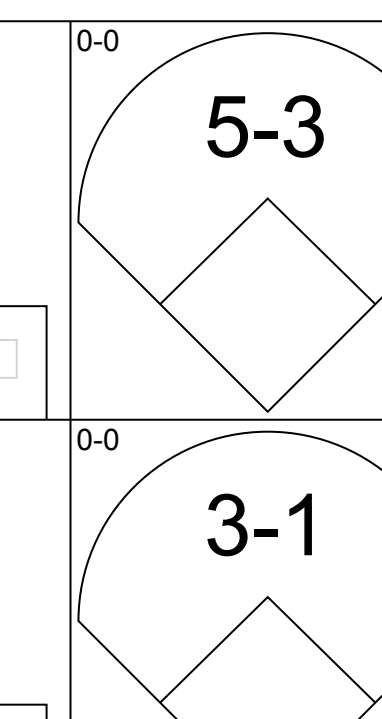
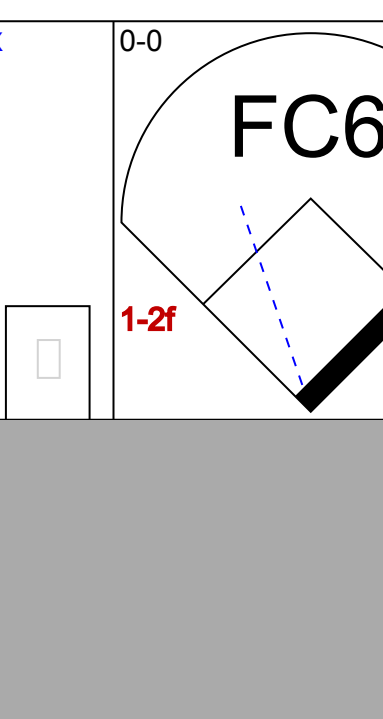
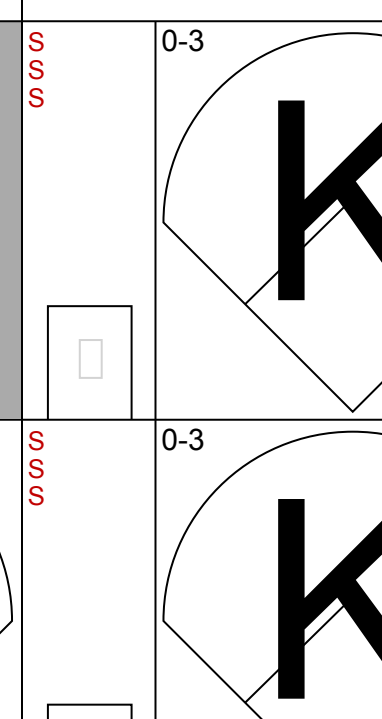
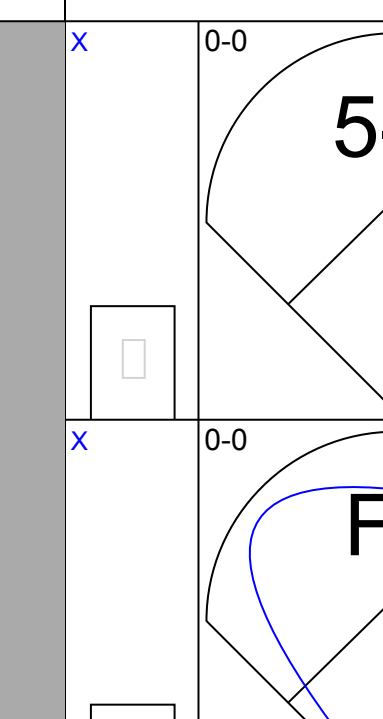
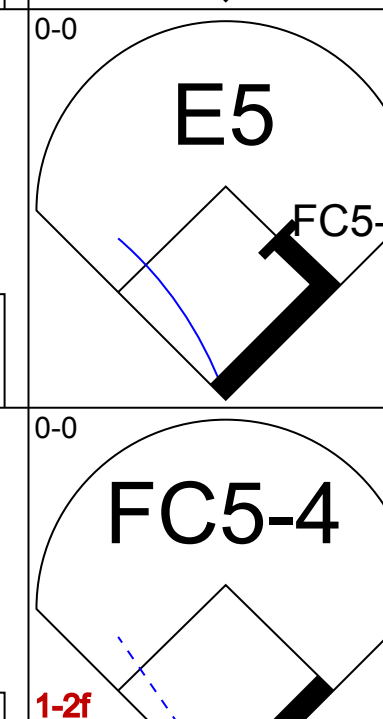

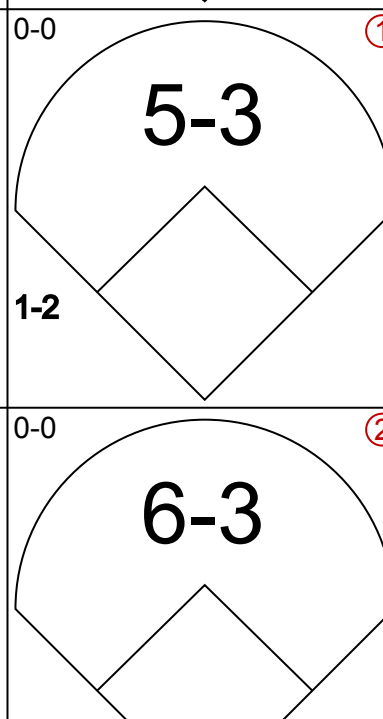
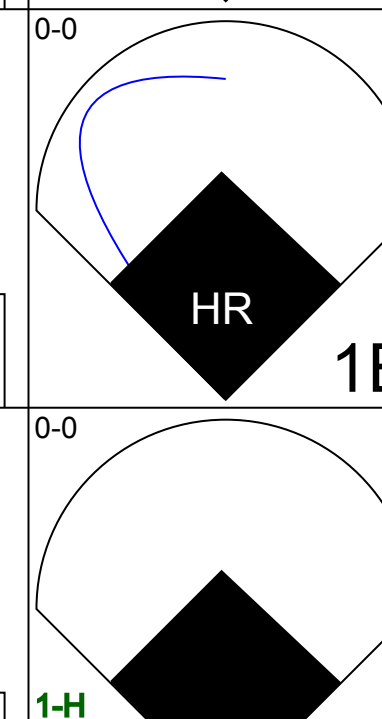
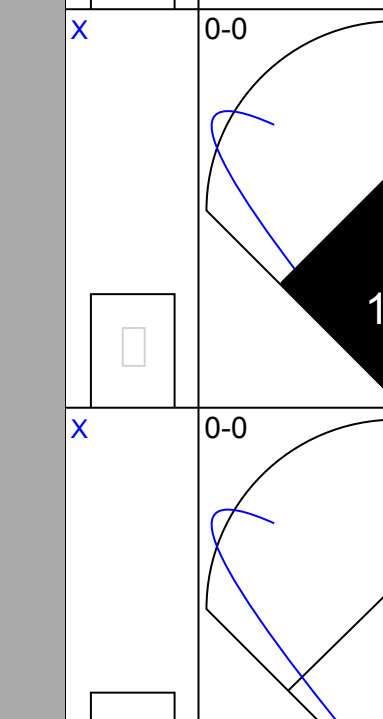

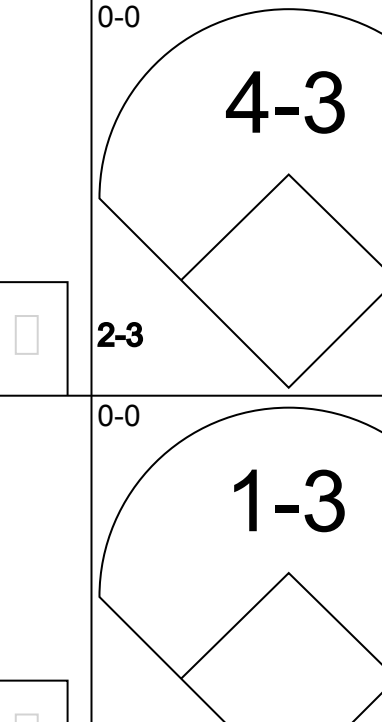
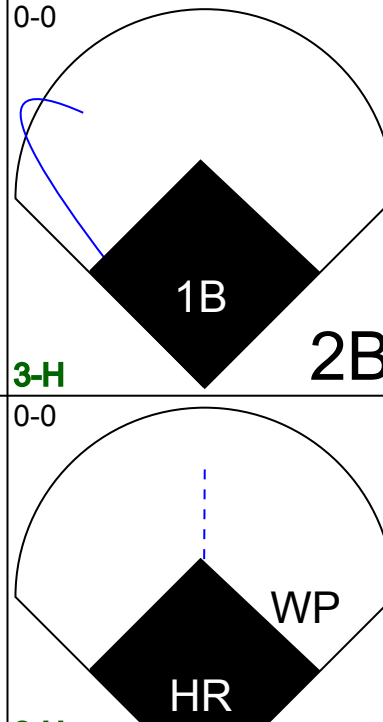

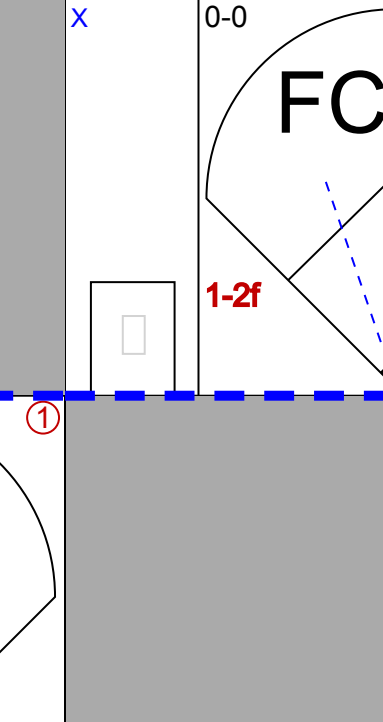


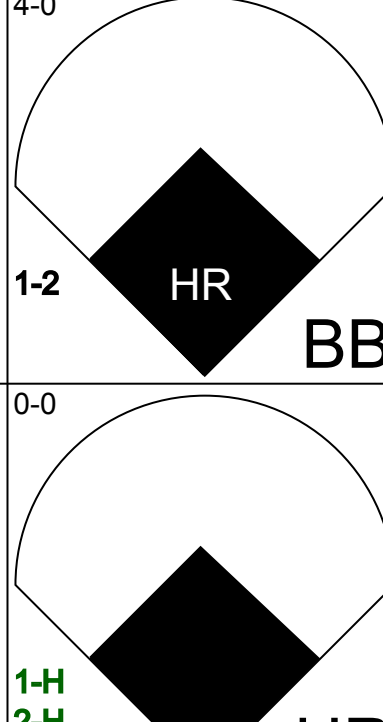

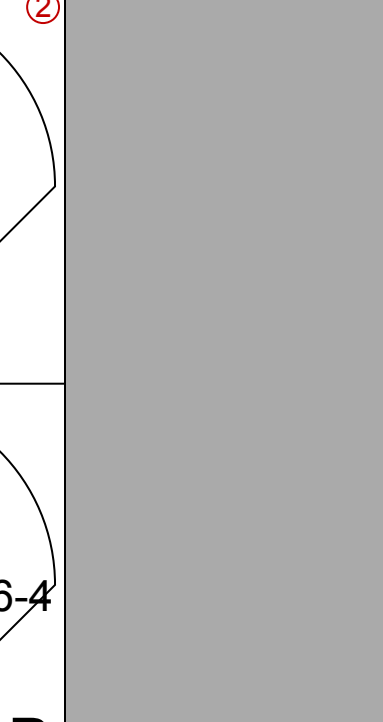
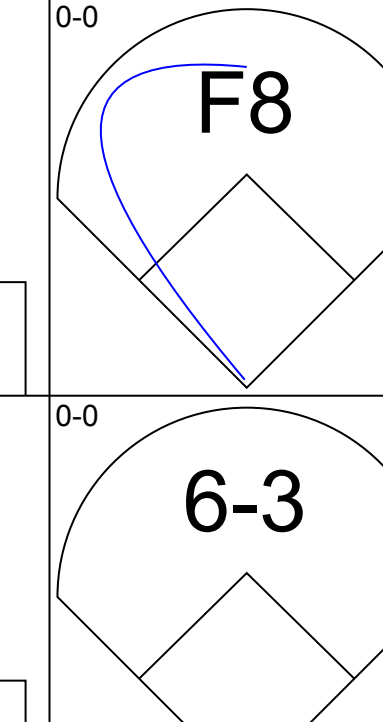
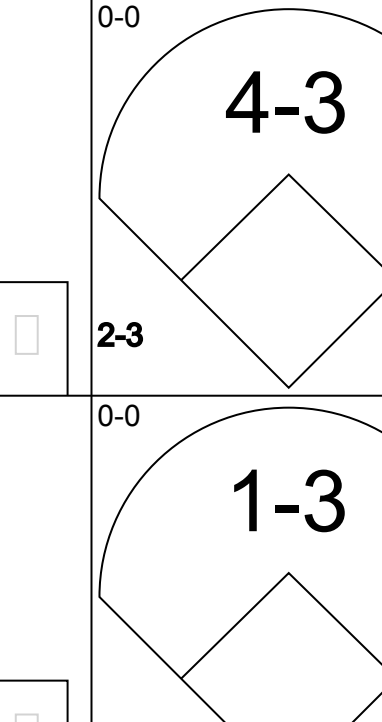
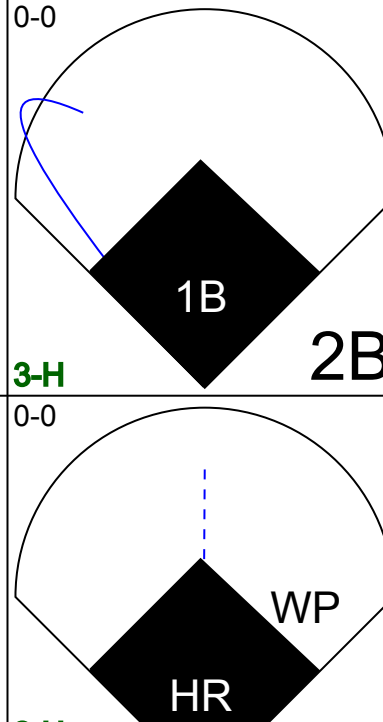

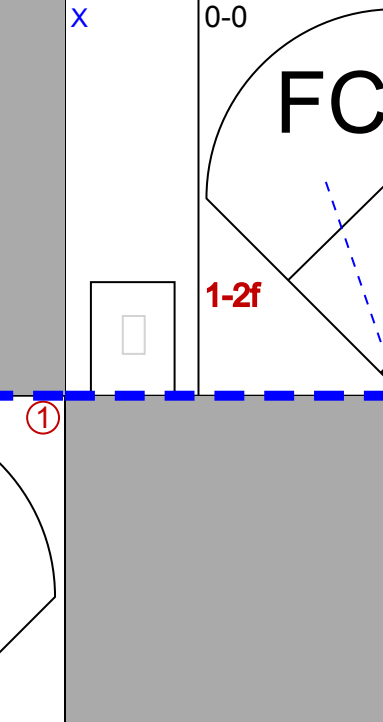
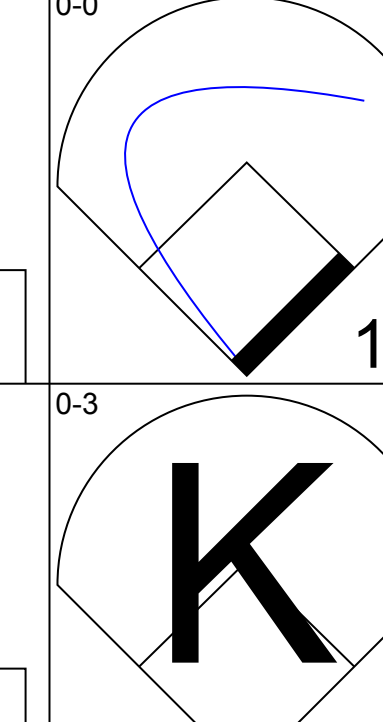

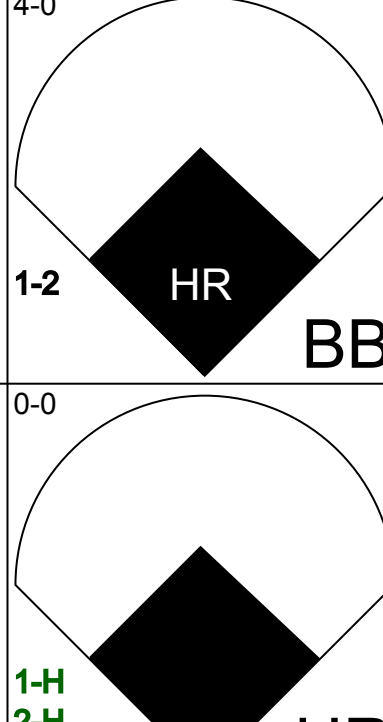
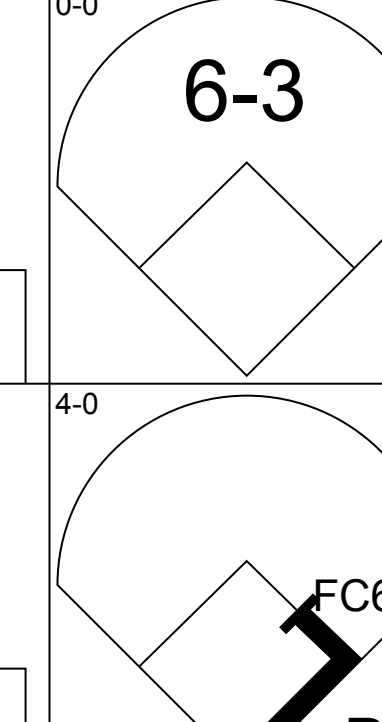
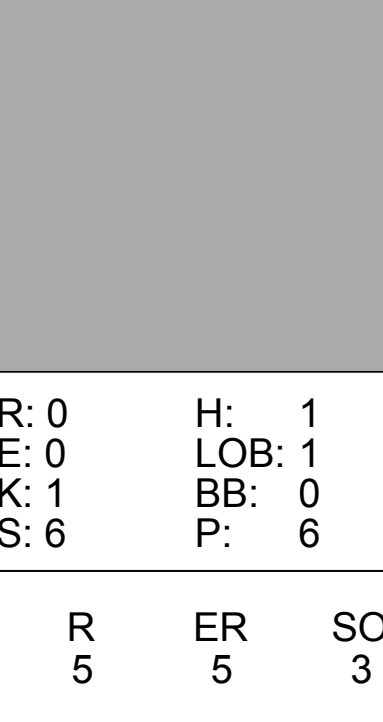
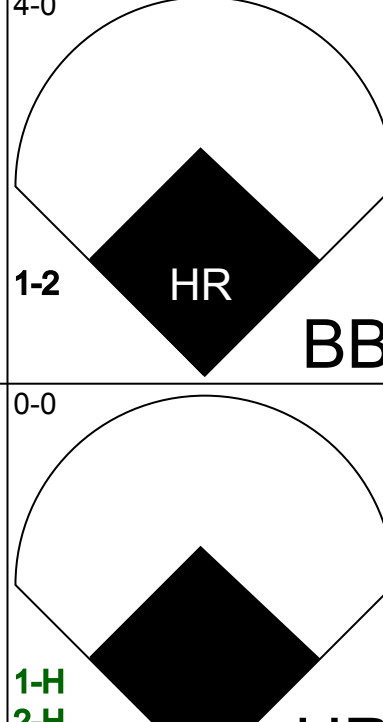
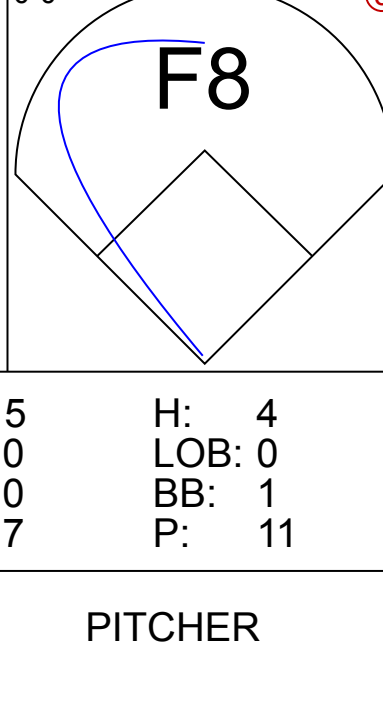
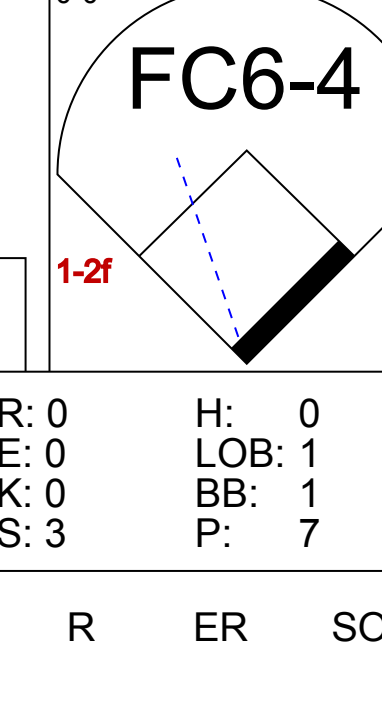
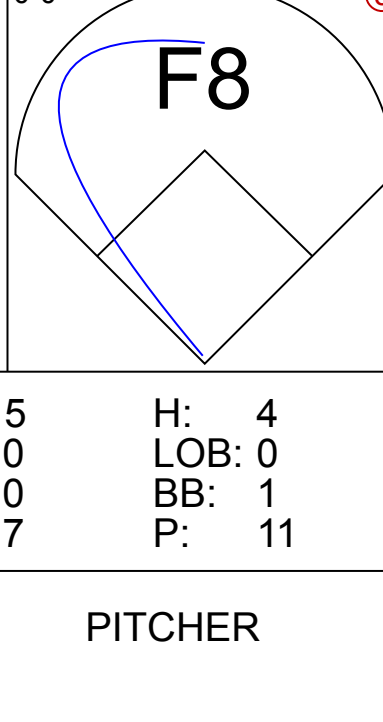
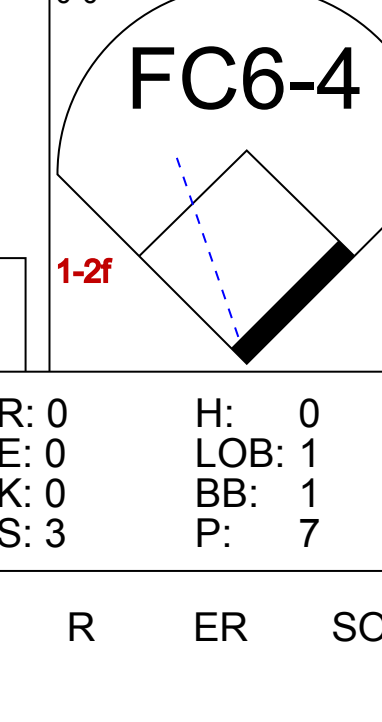
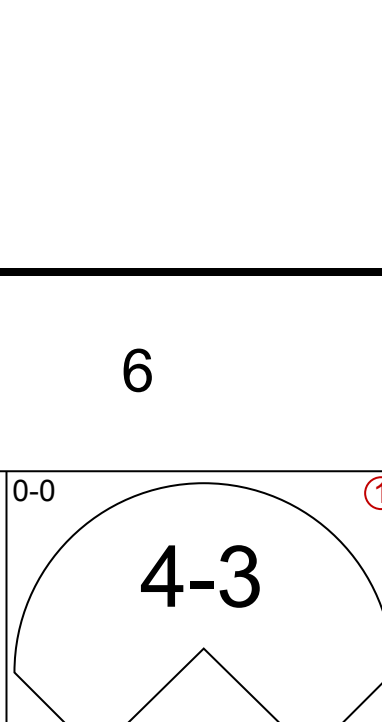
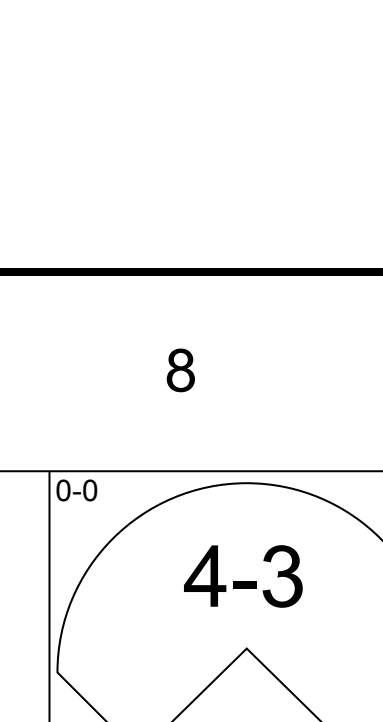
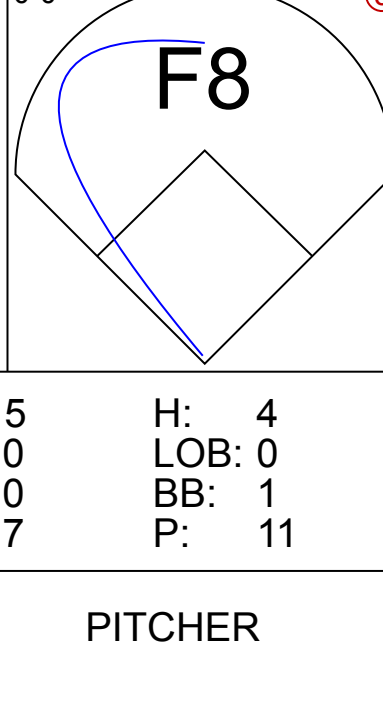
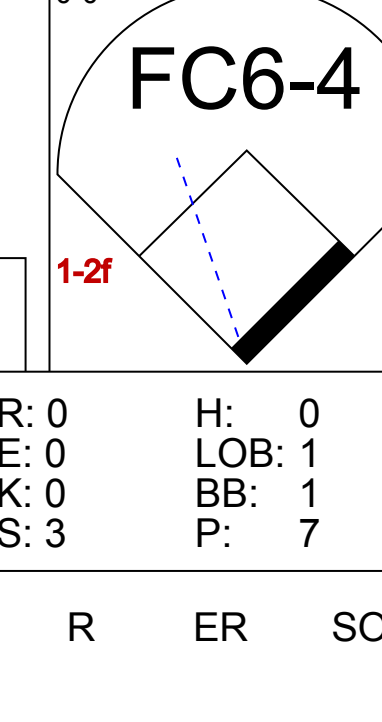
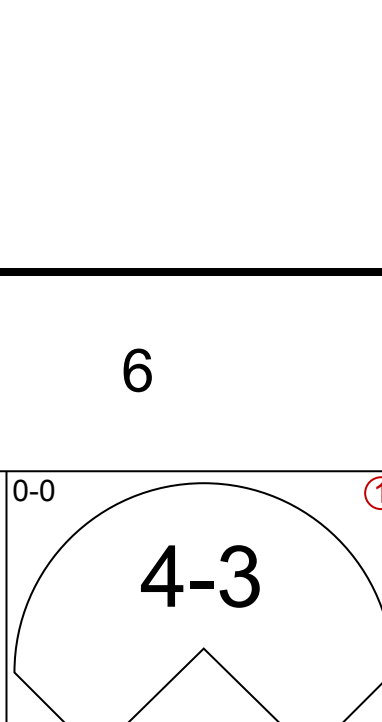
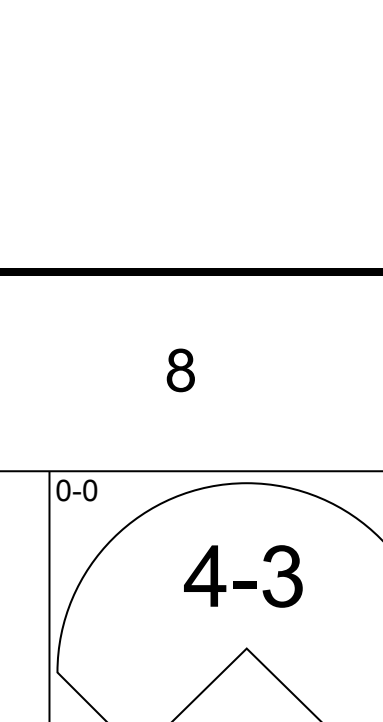


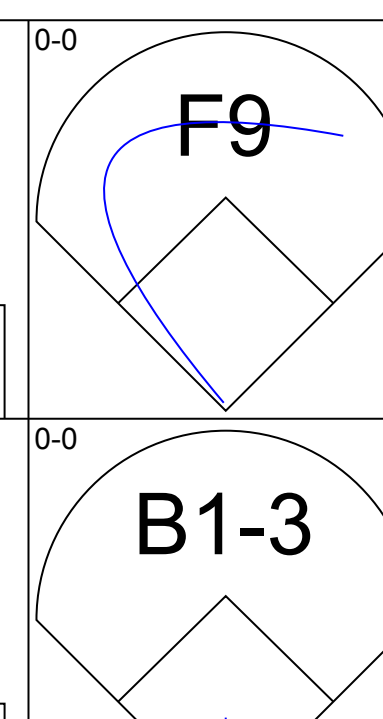
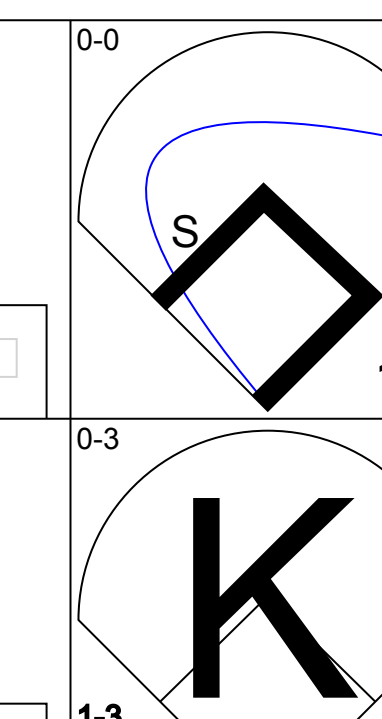
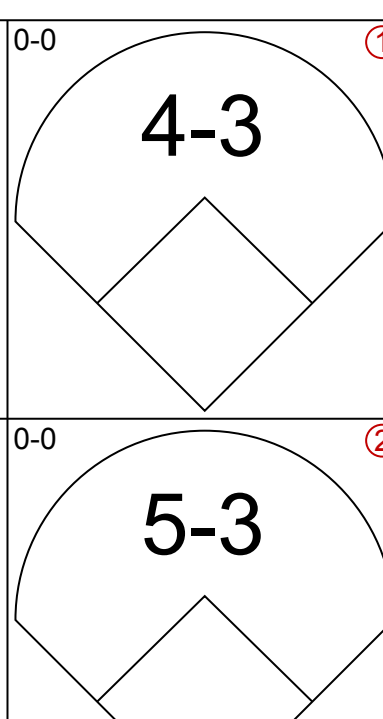
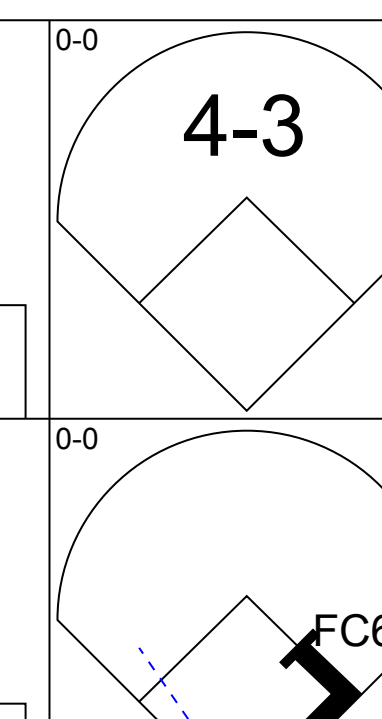
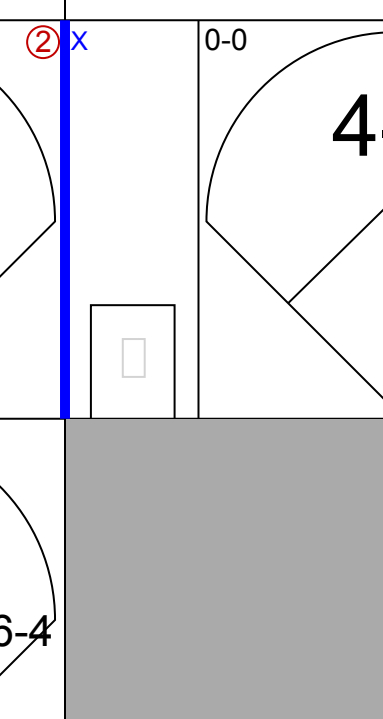
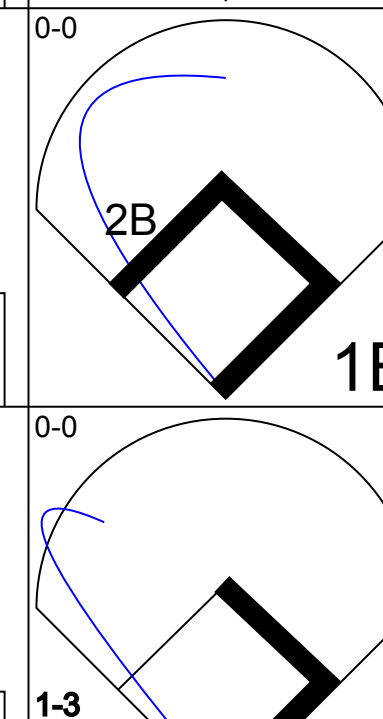
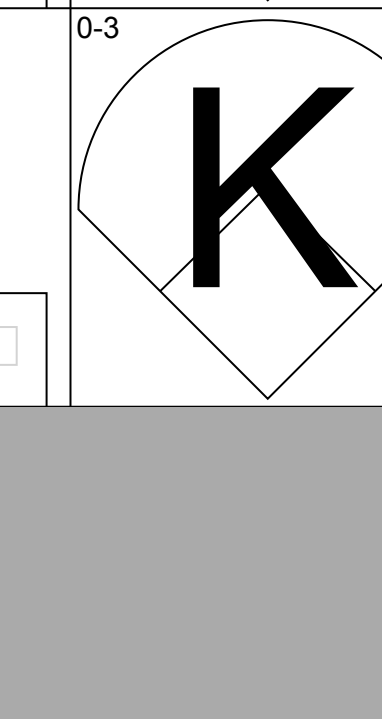
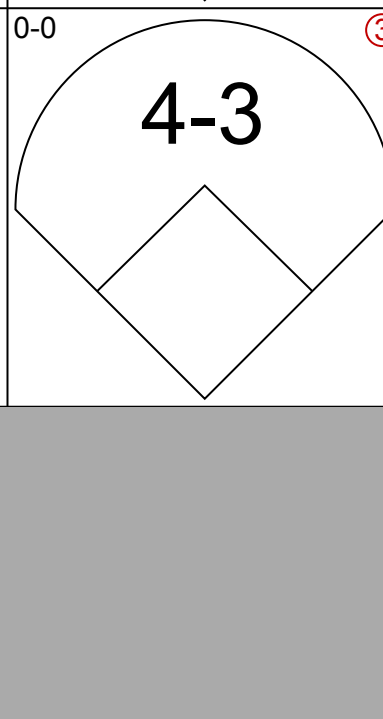
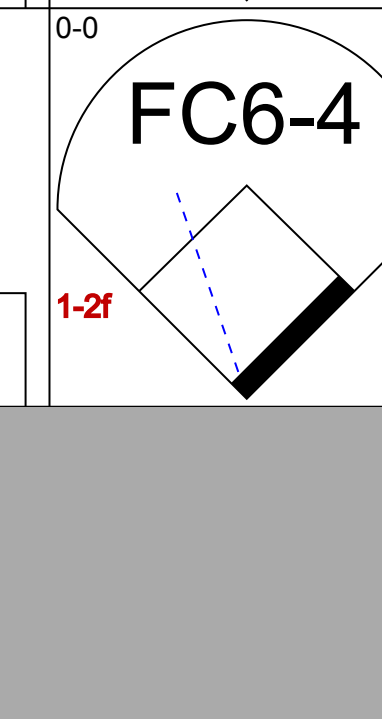
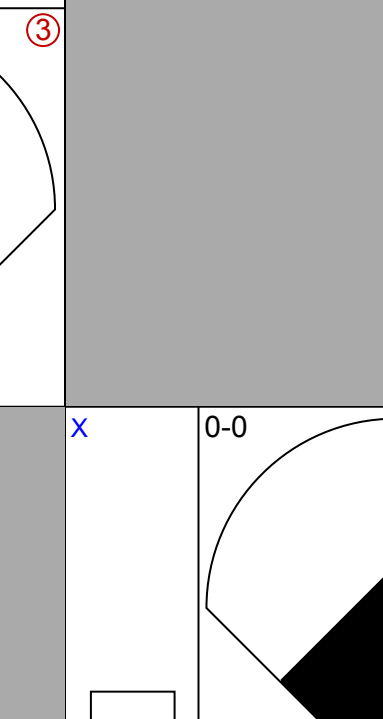
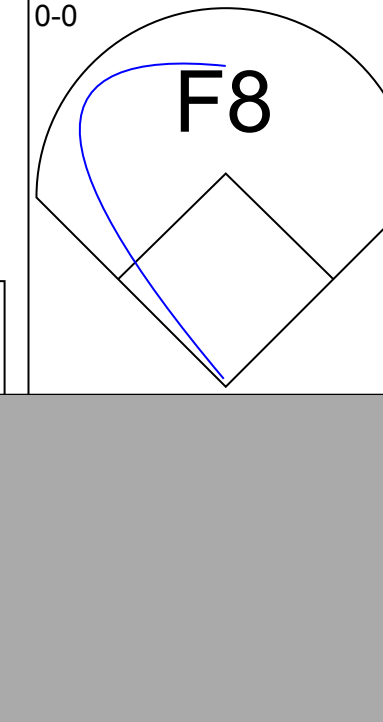




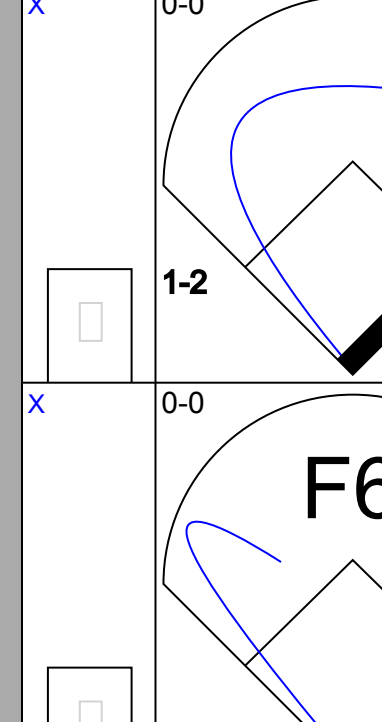
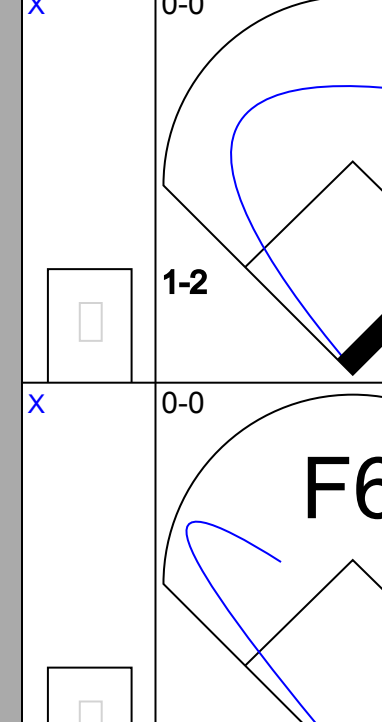
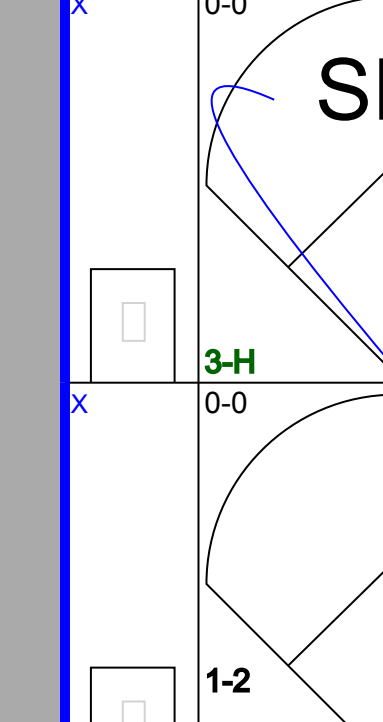



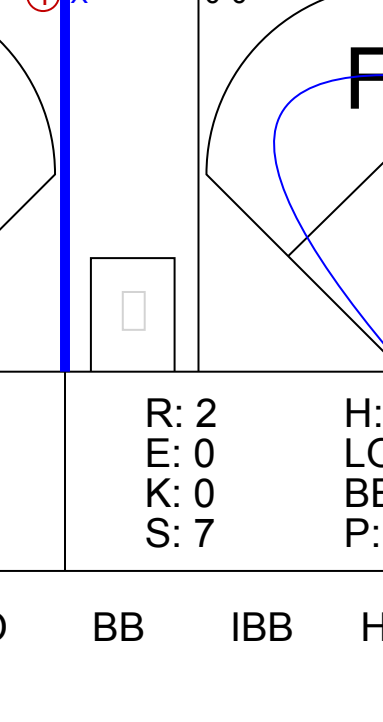
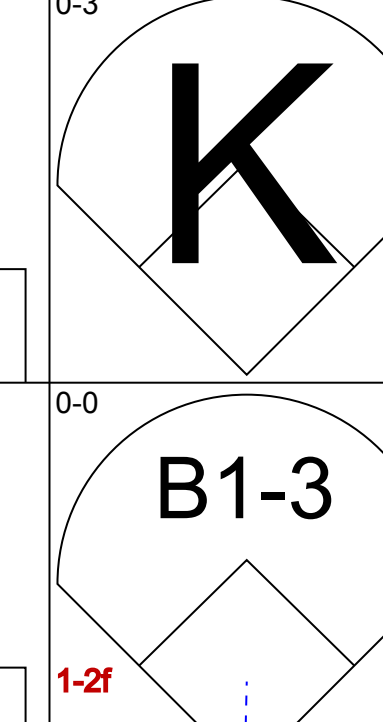
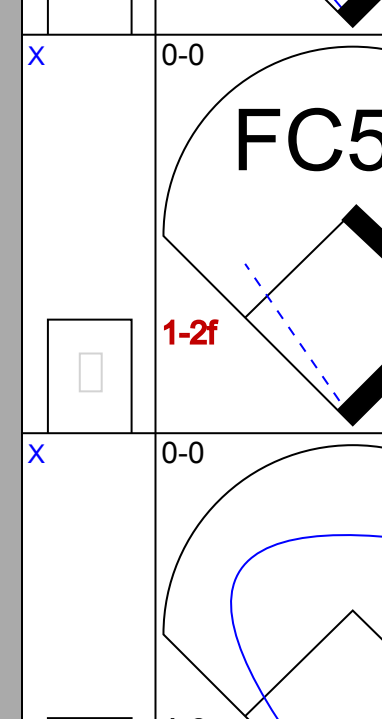

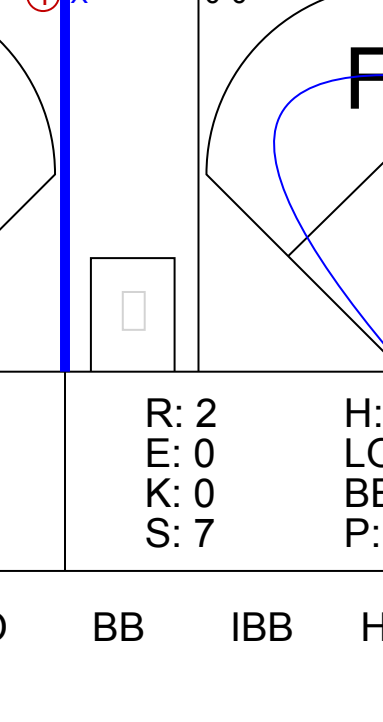
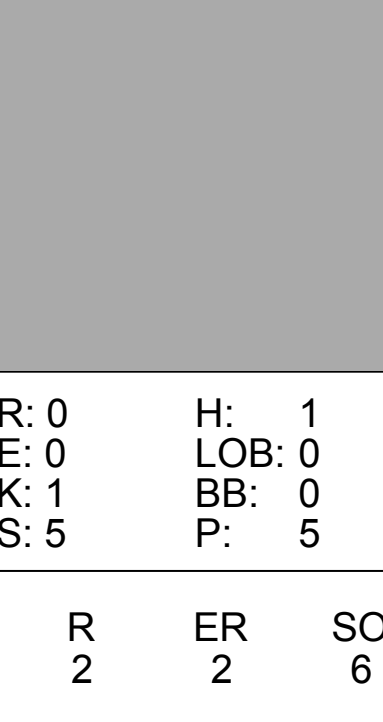
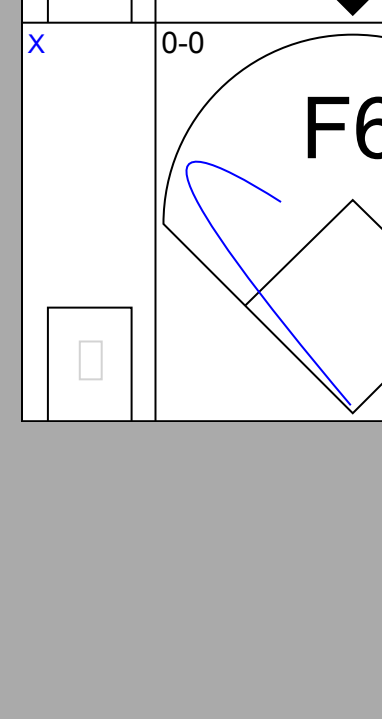

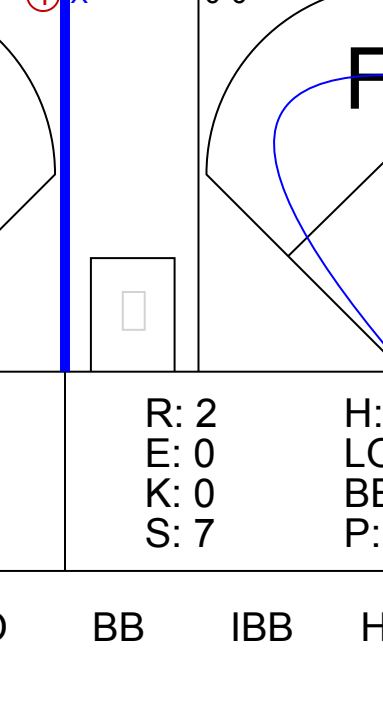

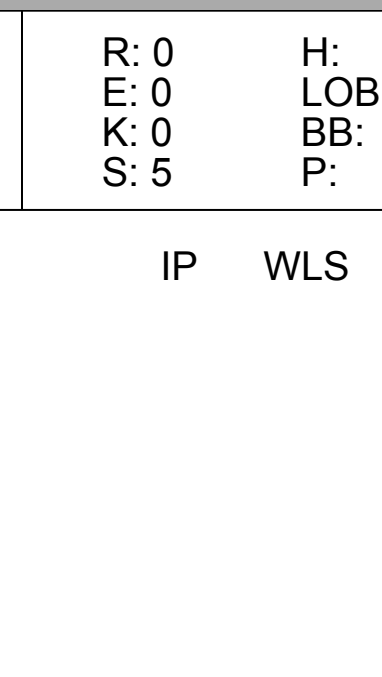


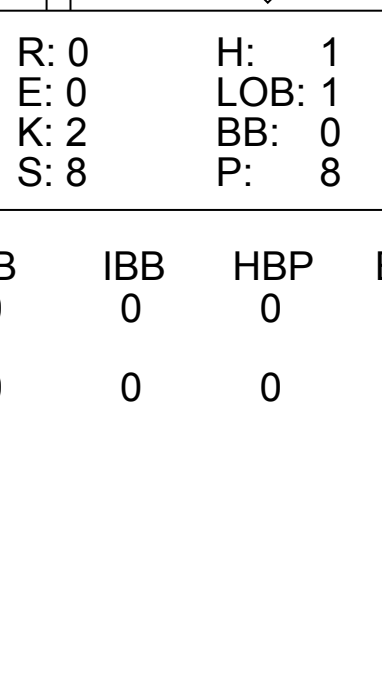
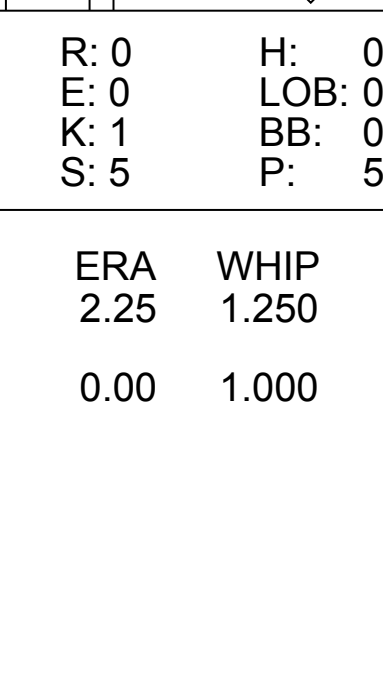
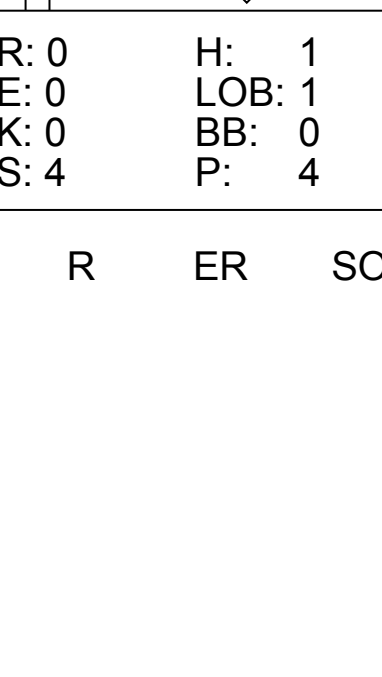
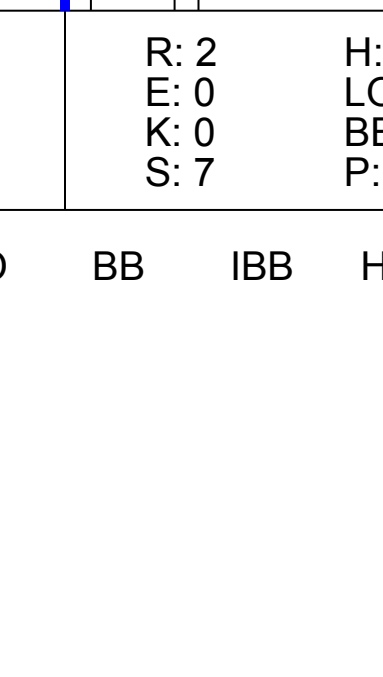
Batter	1	2	3	4	5	6	7	8	9	AB	R	H	RBI	BB	SO	LOB	BOTTOM																					
Jerry Royster, R (1,5) OBP: 0.309, SLG: 0.377	F3		K					E6		4	1	1	0	0	1	0																						
Gary Templeton, S (1,6) OBP: 0.259, SLG: 0.230	F8				1-3			FC6-4		4	0	2	0	0	0	1																						
Tony Gwynn, L (1,9) OBP: 0.411, SLG: 0.493				G1-6-3				FC6-4		3	1	0	0	1	0	3																						
Steve Garvey, R (1,3) OBP: 0.272, SLG: 0.440	F9			F8				SF8		3	1	1	1	1	0	1																						
Kevin McReynolds, R (1,8) OBP: 0.371, SLG: 0.507 (8,7)		K						1B		3	1	1	2	0	1	0																						
Bruce Bochy, R (1,2) OBP: 0.425, SLG: 0.783		5-3			F7			1B		4	0	1	1	0	1	0																						
Carmelo Martinez, R (1,7) OBP: 0.391, SLG: 0.354					E6			4-3		3	1	0	0	0	0	0																						
Marvell Wynne, L (8,8) OBP: 0.313, SLG: 0.467					HR					1	0	0	0	0	0	2																						
Tim Flannery, L (1,4) OBP: 0.381, SLG: 0.455				F7						3	1	1	2	0	0	0																						
Andy Hawkins, R (1,1) ERA: 4.94										2	0	0	0	0	0	0																						
Craig Lefferts, L (7,1) ERA: 1.37					F3					1	0	0	0	0	0	0																						
Inning Stats	R: 0 E: 0 K: 0 S: 3	H: 0 LOB: 1 BB: 1 P: 7	R: 0 E: 0 K: 1 S: 5	H: 0 LOB: 0 BB: 0 P: 5	R: 0 E: 0 K: 1 S: 5	H: 0 LOB: 0 BB: 0 P: 5	R: 0 E: 0 K: 0 S: 3	H: 1 LOB: 0 BB: 0 P: 3	R: 3 E: 1 K: 0 S: 7	H: 3 LOB: 1 BB: 0 P: 7	R: 1 E: 0 K: 1 S: 6	H: 1 LOB: 0 BB: 0 P: 6	R: 0 E: 0 K: 0 S: 3	H: 0 LOB: 0 BB: 0 P: 3	R: 2 E: 1 K: 0 S: 6	H: 2 LOB: 2 BB: 1 P: 10	1B: 3 2B: 1 3B: 0 HR: 3	SF: 1 SAC: 0 DP: 1 HBP: 0	WP: 0 PB: 0 SB: 1 CS: 0	PA: 34																		
PITCHER	IP	WLS	BF	H	R	ER	SO	BB	IBB	HBP	BLK	WP	HR	S	P	ERA	WHIP	PITCHER				IP	WLS	BF	H	R	ER	SO	BB	IBB	HBP	BLK	WP	HR	S	P	ERA	WHIP
Steve Carlton, L (1,1) ERA: 4.94	6.0	L	24	5	4	3	3	1	0	0	0	0	3	29	33	4.50	1.000																					
Kent Tekulve, R (7,1) ERA: 1.37	2.0		10	2	2	0	0	0	1	0	0	0	0	9	13	0.00	1.000																					

Philadelphia Phillies @ San Diego Padres
Jack Murphy Stadium, San Diego, CA
Thu May 22 1986, 6:33 AM EDT
Att: 21,173 - Unknown

AB 31
R 6
H 7
RBI 6
BB 2
SO 3
LOB 7



Batter	1	2	3	4	5	6	7	8	9	AB	R	H	RBI	BB	SO	LOB	TOP																					
Ron Roenicke, S OBP: 0.351, SLG: 0.353 (1, 8)										5	0	0	0	0	2	1	Philadelphia Phillies @ Los Angeles Dodgers Dodger Stadium, Los Angeles, CA Fri May 23 1986, 7:05 PM PDT Att: 39,354 - Unknown																					
Luis Aguayo, R OBP: 0.227, SLG: 0.283 (1, 6) (6, 4)										5	1	1	0	0	1	0																						
Juan Samuel, R OBP: 0.317, SLG: 0.337 Steve Jeltz, S OBP: 0.331, SLG: 0.296 (1, 4) (6, 6)										3	0	0	0	0	0	1																						
Mike Schmidt, R OBP: 0.362, SLG: 0.500 (1, 3)										5	1	3	3	0	0	2																						
Glenn Wilson, R OBP: 0.253, SLG: 0.238 (1, 9)										5	1	1	1	0	1	2																						
Von Hayes, L OBP: 0.390, SLG: 0.462 (1, 7)										4	1	1	1	0	0	1																						
Rick Schu, R OBP: 0.314, SLG: 0.383 (1, 5)										3	1	1	0	1	0	0																						
John Russell, R OBP: 0.328, SLG: 0.392 (1, 2)										3	1	1	3	1	2	1																						
Shane Rawley, R OBP: 0.136, SLG: 0.095 Steve Bedrosian, R (9, 1)										4	0	1	0	0	0	1																						
Inning Stats	R: 0 E: 1 K: 1 S: 6	H: 0 LOB: 1 BB: 0 P: 6	R: 0 E: 0 K: 1 S: 6	H: 1 LOB: 1 BB: 0 P: 6	R: 0 E: 0 K: 0 S: 3	H: 0 LOB: 0 BB: 0 P: 3	R: 0 E: 0 K: 0 S: 4	H: 1 LOB: 1 BB: 0 P: 4	R: 0 E: 0 K: 1 S: 6	H: 1 LOB: 1 BB: 0 P: 6	R: 5 E: 0 K: 0 S: 7	H: 4 LOB: 0 BB: 1 P: 11	R: 2 E: 0 K: 3 S: 11	H: 2 LOB: 0 BB: 0 P: 11	R: 0 E: 0 K: 0 S: 3	H: 0 LOB: 1 BB: 1 P: 7	R: 1 E: 0 K: 0 S: 5	H: 2 LOB: 1 BB: 0 P: 5	1B: 6 2B: 3 3B: 0 HR: 2	SF: 0 SAC: 0 DP: 0 HBP: 0	WP: 1 PB: 0 CS: 0	PA: 41																
PITCHER	IP	WLS	BF	H	R	ER	SO	BB	IBB	HBP	BLK	WP	HR	S	P	ERA	WHIP	PITCHER				IP	WLS	BF	H	R	ER	SO	BB	IBB	HBP	BLK	WP	HR	S	P	ERA	WHIP
Jerry Reuss, L ERA: 5.26 (1, 1)	5.2	L	26	7	5	5	3	1	0	0	0	1	1	31	35	7.94	1.412																					
Tom Niedenfuer, R ERA: 3.33 (6, 1)	1.1		6	2	2	2	3	0	0	0	0	0	1	12	12	13.50	1.500																					
Rick Honeycutt, L ERA: 3.38 (8, 1)	2.0		9	2	1	1	0	1	0	0	0	0	0	8	12	4.50	1.500																					

Batter	1	2	3	4	5	6	7	8	9	AB	R	H	RBI	BB	SO	LOB	BOTTOM																					
Mariano Duncan, R OBP: 0.265, SLG: 0.256 Terry Whitfield, L OBP: 0.316, SLG: 0.071 (1, 6) (9, PH)										4	0	1	0	0	0	0	Philadelphia Phillies @ Los Angeles Dodgers Dodger Stadium, Los Angeles, CA Fri May 23 1986, 7:05 PM PDT Att: 39,354 - Unknown																					
Steve Sax, R OBP: 0.365, SLG: 0.445 (1, 4)										4	0	1	0	0	1	1																						
Bill Madlock, R OBP: 0.302, SLG: 0.321 (1, 5)										4	0	1	0	0	1	2																						
Mike Marshall, R OBP: 0.315, SLG: 0.539 (1, 9)										4	1	2	1	0	1	0																						
Cesar Cedeno, R OBP: 0.288, SLG: 0.284 (1, 7)										4	1	2	0	0	1	2																						
Enos Cabell, R OBP: 0.308, SLG: 0.292 (1, 3)										4	0	2	0	0	0	1																						
Alex Trevino, R OBP: 0.273, SLG: 0.258 Ken Landreaux, L OBP: 0.313, SLG: 0.388 (1, 2) (9, PH)										3	0	1	0	0	1	1																						
Reggie Williams, R OBP: 0.315, SLG: 0.340 Rick Honeycutt, L (8, 1) Greg Brock, L OBP: 0.290, SLG: 0.310 (9, PH)										3	0	0	0	0	0	3																						
Jerry Reuss, L OBP: 0.364, SLG: 0.364 Tom Niedenfuer, R OBP: 0.500, SLG: 0.500 Bill Russell, R OBP: 0.250, SLG: 0.263 Franklin Stubbs, L OBP: 0.289, SLG: 0.438 (1, 1) (6, 1) (8, 8) (9, PH)										2	0	0	0	0	1	0																						
Inning Stats	R: 0 E: 0 K: 0 S: 5	H: 2 LOB: 2 BB: 0 P: 5	R: 0 E: 0 K: 1 S: 5	H: 1 LOB: 0 BB: 0 P: 5	R: 0 E: 0 K: 2 S: 8	H: 1 LOB: 1 BB: 0 P: 8	R: 0 E: 0 K: 2 S: 7	H: 0 LOB: 0 BB: 0 P: 7	R: 0 E: 0 K: 1 S: 5	H: 0 LOB: 0 BB: 0 P: 5	R: 0 E: 0 K: 0 S: 3	H: 0 LOB: 0 BB: 0 P: 3	R: 0 E: 0 K: 0 S: 5	H: 2 LOB: 2 BB: 0 P: 5	R: 0 E: 0 K: 0 S: 4	H: 1 LOB: 1 BB: 0 P: 4	R: 2 E: 0 K: 0 S: 7	H: 4 LOB: 2 BB: 0 P: 7	1B: 9 2B: 1 3B: 0 HR: 1	SF: 1 SAC: 0 DP: 1 HBP: 0	WP: 0 PB: 0 CS: 0	PA: 37																
PITCHER	IP	WLS	BF	H	R	ER	SO	BB	IBB	HBP	BLK	WP	HR	S	P	ERA	WHIP	PITCHER				IP	WLS	BF	H	R	ER	SO	BB	IBB	HBP	BLK	WP	HR	S	P	ERA	WHIP
Shane Rawley, L ERA: 3.71 (1, 1)	8.0	W	33	10	2	2	6	10	2	2	6	10	2	2	6	10	2.25	1.250																				
Steve Bedrosian, R ERA: 4.91 (9, 1)	1.0		4	1	0	0	0	0	0	0	0	0	0	4	4	0.00	1.000																					

AB	39
R	8
H	11
RBI	8
BB	2
SO	6
LOB	9





Batter	1	2	3	4	5	6	7	8	9	AB	R	H	RBI	BB	SO	LOB	TOP				
Greg Gross, L (1,7) X OBP: 0.438, SLG: 0.320	0-0 5-3		4-0 BB			0-0 F6		0-0 F7		3	0	0	0	1	0	0	Philadelphia Phillies @ Los Angeles Dodgers Dodger Stadium, Los Angeles, CA Sat May 24 1986, 7:05 PM PDT Att: 47,725 - Unknown				
Luis Aguayo, R (1,4) S OBP: 0.214, SLG: 0.266	0-3 K		0-3 K			0-0 F3		0-3 K		4	0	0	0	0	3	1					
Von Hayes, L (1,8) X OBP: 0.392, SLG: 0.471	0-0 1B			0-3 K		0-0 2B		0-0 4-3		4	0	2	0	0	1	0					
Mike Schmidt, R (1,3) X OBP: 0.359, SLG: 0.489	0-0 F8			0-0 F8		4-0 IBB		0-3 K		3	0	0	0	1	1	1					
Glenn Wilson, R (1,9) X OBP: 0.247, SLG: 0.231		0-0 F3		0-0 F9		0-0 F6		0-3 K		4	0	0	0	0	1	2					
Rick Schu, R (1,5) S OBP: 0.306, SLG: 0.371	0-3 K				0-0 4-3			0-0 6-3		3	0	0	0	0	1	0					
John Russell, R (1,2) X OBP: 0.328, SLG: 0.377		0-0 G1-6-3			4-0 BB		0-3 K			2	0	0	0	1	1	0					
Steve Jeltz, S (1,6) X OBP: 0.323, SLG: 0.288			0-0 B3		0-3 K		0-0 B1			3	0	0	0	0	1	1					
Freddie Toliver, R (1,1) S OBP: 0.111, SLG: 0.111			0-3 K			0-0 1-3		0-3 K		2	0	0	0	0	1	1					
Don Carman, L (8,1) S OBP: 0.111, SLG: 0.111										1	0	0	0	0	1	0					
Kent Tekulve, R (8,1) S OBP: 0.111, SLG: 0.111										0	0	0	0	0	0	0					
Dave Rucker, L (8,1) S OBP: 0.111, SLG: 0.111										0	0	0	0	0	0	0					
Inning Stats	R: 0 E: 0 K: 1 S: 6	H: 1 LOB: 1 BB: 0 P: 6	R: 0 E: 0 K: 1 S: 5	H: 0 LOB: 0 BB: 0 P: 5	R: 0 E: 0 K: 2 S: 7	H: 0 LOB: 1 BB: 1 P: 11	R: 0 E: 0 K: 1 S: 5	H: 0 LOB: 0 BB: 0 P: 5	R: 0 E: 0 K: 1 S: 4	H: 1 LOB: 2 BB: 1 P: 8	R: 0 E: 0 K: 1 S: 5	H: 0 LOB: 0 BB: 0 P: 5	R: 0 E: 0 K: 2 S: 7	H: 0 LOB: 0 BB: 0 P: 7	R: 0 E: 0 K: 2 S: 7	H: 0 LOB: 0 BB: 0 P: 7	1B: 1 2B: 1 3B: 0 HR: 0	SF: 0 SAC: 0 DP: 0 HBP: 0	WP: 0 PB: 0 SB: 0 CS: 0	PA: 32	
PITCHER Fernando Valenzuela, L (1,1) ERA: 2.36	IP: 9.0 WLS: W BF: 32	H: 2 R: 0 ER: 0 SO: 11	BB: 2 IBB: 1 HBP: 0 BLK: 0	WP: 0 HR: 0 S: 51 P: 63	ERA: 0.00 WHIP: 0.444	PITCHER											IP: 9.0 WLS: W BF: 32	H: 2 R: 0 ER: 0 SO: 11	BB: 2 IBB: 1 HBP: 0 BLK: 0	WP: 0 HR: 0 S: 51 P: 63	ERA: 0.00 WHIP: 0.444

Batter	1	2	3	4	5	6	7	8	9	AB	R	H	RBI	BB	SO	LOB	BOTTOM				
Mariano Duncan, R (1,6) X OBP: 0.259, SLG: 0.250	0-0 F5		0-0 4-3			0-0 F6		0-0 F9		4	0	0	0	0	0	0	Philadelphia Phillies @ Los Angeles Dodgers Dodger Stadium, Los Angeles, CA Sat May 24 1986, 7:05 PM PDT Att: 47,725 - Unknown				
Steve Sax, R (1,4) X OBP: 0.366, SLG: 0.447	0-0 BB 1B		0-0 5-3			0-0 5-3		0-0 1B 1B		4	1	2	0	0	0	0					
Ken Landreaux, L (1,8) S OBP: 0.318, SLG: 0.387	4-0 FC6-4 BB			0-3 K		0-0 4-3		0-0 1B S 1B		3	1	1	0	1	1	0					
Bill Madlock, R (1,5) X OBP: 0.300, SLG: 0.318	0-0 F6			0-0 G1-5-3		0-3 K		0-0 1B S 1B		4	0	1	1	0	1	2					
Dave Anderson, R (8, PR) (9,5) S OBP: 0.300, SLG: 0.298	0-0 F6			0-0 G1-5-3		0-3 K		1-3 1B S 1B		0	1	0	0	0	0	0					
Mike Marshall, R (1,9) X OBP: 0.320, SLG: 0.535	0-0 FC6-4			0-3 K		0-0 1B 3B 1B		4-0 1B BB		3	2	1	0	1	1	2					
Mike Scioscia, L (1,2) X OBP: 0.427, SLG: 0.383		0-0 CS 1B			0-0 1B 1B		0-0 1B 1B		0-0 1B 1B		4	1	4	1	0	0					
Greg Brock, L (1,3) S OBP: 0.311, SLG: 0.311	0-3 K				0-0 1B		0-3 K		0-3 K		3	0	1	0	0	2		3			
Enos Cabell, R (8, PH) (9,3) S OBP: 0.304, SLG: 0.288	0-3 K				1-2 1B		0-3 K		0-3 K		1	0	0	0	0	1		3			
Franklin Stubbs, L (1,7) S OBP: 0.290, SLG: 0.458	0-3 K				0-0 1B		0-0 F6		0-0 1B		3	0	1	2	0	1		2			
Cesar Cedeno, R (8, PH) (9,7) S OBP: 0.297, SLG: 0.294	0-3 K				0-0 F6		0-0 F6		0-0 1B		1	0	1	2	0	0		0			
Reggie Williams, R (8, PR) (9,7) S OBP: 0.315, SLG: 0.340	0-3 K				0-0 F6		0-0 F6		0-0 1B		0	0	0	0	0	0		0			
Fernando Valenzuela, L (1,1) S OBP: 0.206, SLG: 0.206			0-0 4-3		0-0 G4-6-3		0-0 6-3		0-0 F8		4	0	0	0	0	5					
Inning Stats	R: 0 E: 0 K: 0 S: 4	H: 1 LOB: 2 BB: 1 P: 8	R: 0 E: 0 K: 2 S: 7	H: 1 LOB: 0 BB: 0 P: 7	R: 0 E: 0 K: 2 S: 7	H: 0 LOB: 0 BB: 0 P: 7	R: 0 E: 0 K: 0 S: 4	H: 2 LOB: 1 BB: 0 P: 4	R: 0 E: 0 K: 0 S: 3	H: 0 LOB: 0 BB: 0 P: 3	R: 2 E: 0 K: 2 S: 10	H: 3 LOB: 1 BB: 0 P: 10	R: 4 E: 0 K: 1 S: 10	H: 5 LOB: 2 BB: 1 P: 14	1B: 11 2B: 1 3B: 1 HR: 0	SF: 0 SAC: 0 DP: 2 HBP: 0	WP: 0 PB: 0 SB: 2 CS: 1	PA: 36			
PITCHER Freddie Toliver, R (1,1) ERA: 3.06	IP: 7.0 WLS: L	H: 7 R: 2 ER: 2 SO: 6	BB: 1 IBB: 0 HBP: 0 BLK: 0	WP: 0 HR: 0 S: 38 P: 42	ERA: 2.57 WHIP: 1.143	PITCHER											IP: 7.0 WLS: L	H: 7 R: 2 ER: 2 SO: 6	BB: 1 IBB: 0 HBP: 0 BLK: 0	WP: 0 HR: 0 S: 38 P: 42	ERA: 2.57 WHIP: 1.143
Don Carman, L (8,1) S ERA: 6.16	0.1	3	2	2	2	0	0	0	0	0	0	3	3	54.00	6.000						
Kent Tekulve, R (8,1) S ERA: 2.29	0.0	3	2	0	0	0	1	0	0	0	0	2	6	∞	∞						
Dave Rucker, L (8,1) S ERA: 2.7	0.2	3	1	2	2	1	0	0	0	0	0	5	5	27.00	1.500						

Batter	1	2	3	4	5	6	7	8	9	AB	R	H	RBI	BB	SO	LOB	TOP			
Jeff Stone, L OBP: 0.077, SLG: 0.077 (1, 7)	F7		FC3-4 1B		K			1-3		4	0	0	0	0	1	1	Philadelphia Phillies @ Los Angeles Dodgers Dodger Stadium, Los Angeles, CA Sun May 25 1986, 3:33 AM PDT Att: 40,424 - Unknown			
Milt Thompson, L OBP: 0.255, SLG: 0.270 (1, 8)	4-3				4-3			K		4	0	1	0	0	1	0				
Von Hayes, L OBP: 0.383, SLG: 0.457 (1, 3)	5-3		G3					K		4	0	0	0	0	1	2				
Mike Schmidt, R OBP: 0.363, SLG: 0.482 (1, 5)		L1-3 BB		F4				G6-4-3 BB		2	0	0	0	2	0	0				
Glenn Wilson, R OBP: 0.247, SLG: 0.226 (1, 9)	L1-3			G1 2B BB				G6-4-3		3	1	0	0	1	1	2				
Darren Daulton, L OBP: 0.356, SLG: 0.452 (1, 2)		HR		G1 1-2				F2		4	1	2	1	0	0	1				
Luis Aguayo, R OBP: 0.219, SLG: 0.284 (1, 4)	4-3			2B				F6		3	0	1	1	0	0	1				
Steve Jeltz, S OBP: 0.323, SLG: 0.289 (1, 6)			FC2-4 1B	K				K		3	0	1	0	0	2	2				
Kevin Gross, R OBP: 0.095, SLG: 0.143 (1, 1)			FC2-4 FC3-4		4-3			6-3		3	0	0	0	0	0	2				
Inning Stats	R: 0 E: 0 K: 0 S: 3	H: 0 LOB: 0 BB: 0 P: 3	R: 1 E: 0 K: 0 S: 3	H: 1 LOB: 0 BB: 1 P: 7	R: 0 E: 0 K: 1 S: 5	H: 2 LOB: 2 BB: 0 P: 5	R: 1 E: 0 K: 1 S: 6	H: 1 LOB: 1 BB: 1 P: 10	R: 0 E: 0 K: 1 S: 5	H: 0 LOB: 0 BB: 0 P: 5	R: 0 E: 0 K: 1 S: 6	H: 1 LOB: 1 BB: 0 P: 6	R: 0 E: 0 K: 2 S: 7	H: 0 LOB: 0 BB: 1 P: 7	R: 0 E: 0 K: 0 S: 2	H: 0 LOB: 0 BB: 1 P: 6		1B: 3 2B: 2 3B: 0 HR: 1	SF: 0 SAC: 0 DP: 2 HBP: 0	WP: 0 PB: 0 SB: 0 CS: 0
PITCHER Orel Hersher, R ERA: 1.95 (1, 1)	IP: 9.0 WLS: W BF: 33	H: 5 R: 2 ER: 2 SO: 6	BB: 3 IBB: 0 HBP: 0 BLK: 0	WP: 0 HR: 1 S: 42 P: 54	ERA: 2.00 WHIP: 0.889	PITCHER										IP: 9.0 WLS: W BF: 33	H: 5 R: 2 ER: 2 SO: 6	BB: 3 IBB: 0 HBP: 0 BLK: 0	WP: 0 HR: 1 S: 42 P: 54	ERA: 2.00 WHIP: 0.889

Batter	1	2	3	4	5	6	7	8	9	AB	R	H	RBI	BB	SO	LOB	BOTTOM			
Steve Sax, R OBP: 0.377, SLG: 0.447 (1, 4)	4-3 BB 4-3 1B	S BB			F7			G1 1B BB		2	2	1	0	2	0	0	Philadelphia Phillies @ Los Angeles Dodgers Dodger Stadium, Los Angeles, CA Sun May 25 1986, 3:33 AM PDT Att: 40,424 - Unknown			
Ken Landreaux, L OBP: 0.316, SLG: 0.377 (1, 8)	4-3 1B BB	F6			4-3			G1		3	1	0	0	1	0	3				
Bill Madlock, R OBP: 0.298, SLG: 0.315 (1, 5)	4-3				F7					4	0	1	2	0	1	2				
Dave Anderson, R OBP: 0.300, SLG: 0.298 (9, 5)	1-2 2-3				K			1B		0	0	0	0	0	0	0				
Mike Marshall, R OBP: 0.318, SLG: 0.528 (1, 9)	4-3				K			F9		4	0	1	1	0	1	2				
Mike Scioscia, L OBP: 0.429, SLG: 0.376 (1, 2)	1B BB				F7					2	0	0	0	2	0	0				
Greg Brock, L OBP: 0.297, SLG: 0.311 (1, 3)								6-3		3	0	1	1	1	1	2				
Franklin Stubbs, L OBP: 0.289, SLG: 0.483 (1, 7)	1-3 3-H									4	1	1	1	0	2	4				
Reggie Williams, R OBP: 0.315, SLG: 0.340 (9, 7)	F3				K					0	0	0	0	0	0	0				
Mariano Duncan, R OBP: 0.258, SLG: 0.245 (1, 6)					K					3	0	0	0	1	1	1				
Orel Hersher, R OBP: 0.238, SLG: 0.200 (1, 1)					F8			G1 BB 1B		4	1	1	0	0	0	2				
Inning Stats	R: 2 E: 0 K: 0 S: 5	H: 2 LOB: 2 BB: 2 P: 13	R: 0 E: 0 K: 0 S: 3	H: 0 LOB: 1 BB: 1 P: 7	R: 0 E: 0 K: 1 S: 5	H: 0 LOB: 0 BB: 0 P: 5	R: 0 E: 0 K: 2 S: 7	H: 0 LOB: 1 BB: 1 P: 11	R: 0 E: 0 K: 1 S: 5	H: 0 LOB: 0 BB: 0 P: 5	R: 0 E: 0 K: 2 S: 7	H: 1 LOB: 1 BB: 1 P: 11	R: 2 E: 0 K: 0 S: 5	H: 2 LOB: 1 BB: 1 P: 9	R: 1 E: 0 K: 0 S: 4	H: 1 LOB: 1 BB: 1 P: 8	1B: 5 2B: 1 3B: 0 HR: 1	SF: 0 SAC: 0 DP: 1 HBP: 0	WP: 0 PB: 0 SB: 2 CS: 2	PA: 36
PITCHER Kevin Gross, R ERA: 4.94 (1, 1)	IP: 8.0 WLS: L BF: 36	H: 6 R: 5 ER: 5 SO: 6	BB: 7 IBB: 0 HBP: 0 BLK: 0	WP: 0 HR: 1 S: 41 P: 69	ERA: 5.62 WHIP: 1.625	PITCHER										IP: 8.0 WLS: L BF: 36	H: 6 R: 5 ER: 5 SO: 6	BB: 7 IBB: 0 HBP: 0 BLK: 0	WP: 0 HR: 1 S: 41 P: 69	ERA: 5.62 WHIP: 1.625

Batter	1	2	3	4	5	6	7	8	9	AB	R	H	RBI	BB	SO	LOB	TOP			
Dan Gladden, R (1, 8) OBP: 0.324, SLG: 0.341	6-3		CS 1B			G3-6-3 1B		F7		4	0	2	0	0	0	2	<p>San Francisco Giants @ Philadelphia Phillies Veterans Stadium, Philadelphia, PA Tue May 27 1986, 7:05 PM EDT Att: 16,023 - Unknown</p> <p>livebaseballscores.com</p> <p>AB 30 R 2 H 7 RBI 2 BB 0 SO 10 LOB 8</p> 			
Will Clark, L (1, 3) OBP: 0.316, SLG: 0.441	K		CS 1-2	K		G3-6-3 1-2			K	4	0	0	0	0	3	1				
Chris Brown, R (1, 5) OBP: 0.393, SLG: 0.470	F3			HR			K		F9	4	1	1	1	0	1	0				
Jeffrey Leonard, R (1, 7) OBP: 0.368, SLG: 0.491		PB 1B		1-3			6-3		K	4	0	1	0	0	1	0				
Candy Maldonado, R (1, 9) OBP: 0.286, SLG: 0.523		K 1-3		5-3			F3			3	0	0	0	0	1	1				
Bob Brenly, R (1, 2) OBP: 0.383, SLG: 0.359		F3				G3-6-3 1B		1B SH1-4 5-3 1B		3	1	2	0	0	0	1				
Robby Thompson, R (1, 4) OBP: 0.333, SLG: 0.354		K				G3-6-3 1-2		SH1-4		2	0	0	0	0	1	2				
Jose Uribe, S (1, 6) OBP: 0.333, SLG: 0.289 (8, PH)			K							2	0	0	0	0	2	0				
Joel Youngblood, R (8, PH) OBP: 0.351, SLG: 0.441										1	0	1	0	0	0	0				
Luis Quinones, S (8, FR) OBP: 0.364, SLG: 0.455 (8, 6)										0	0	0	0	0	0	0				
Mike Krukow, R (1, 1) OBP: 0.192, SLG: 0.160										2	0	0	0	0	1	0				
Chili Davis, S (8, PH) OBP: 0.351, SLG: 0.441										1	0	0	1	0	0	1				
Jeff Robinson, R (8, 1) OBP: 0.250, SLG: 0.333										0	0	0	0	0	0	0				
Mark Davis, L (8, 1)										0	0	0	0	0	0	0				
Greg Minton, S (8, 1)										0	0	0	0	0	0	0				
Inning Stats	R: 0 E: 0 K: 1 S: 5	H: 0 LOB: 0 BB: 0 P: 5	R: 0 E: 0 K: 2 S: 8	H: 1 LOB: 1 BB: 0 P: 8	R: 0 E: 0 K: 2 S: 7	H: 1 LOB: 0 BB: 0 P: 7	R: 1 E: 0 K: 1 S: 6	H: 1 LOB: 0 BB: 0 P: 6	R: 0 E: 0 K: 1 S: 5	H: 1 LOB: 0 BB: 0 P: 5	R: 0 E: 0 K: 0 S: 3	H: 0 LOB: 0 BB: 0 P: 3	R: 0 E: 0 K: 1 S: 5	H: 2 LOB: 2 BB: 0 P: 5	R: 0 E: 0 K: 2 S: 7	H: 0 LOB: 0 BB: 0 P: 7		1B: 6 2B: 0 3B: 0 HR: 1	SF: 0 SAC: 1 DP: 2 HBP: 0	WP: 0 PB: 2 SB: 0 CS: 1
PITCHER	IP WLS BF H R ER SO BB IBB HBP BLK WP HR S P ERA WHIP																			
Steve Carlton, L (1, 1) ERA: 4.6	8.0 W 28 7 2 2 8 0 0 0 0 0 1 44 44 2.25 0.875																			
Steve Bedrosian, R (9, 1) ERA: 4.66	1.0 3 0 0 0 2 0 0 0 0 0 0 7 7 0.00 0.000																			

Batter	1	2	3	4	5	6	7	8	9	AB	R	H	RBI	BB	SO	LOB	BOTTOM				
Jeff Stone, L (1, 7) OBP: 0.118, SLG: 0.118	K	1-4-3		1B			F3	F7		4	0	1	1	0	1	2	<p>San Francisco Giants @ Philadelphia Phillies Veterans Stadium, Philadelphia, PA Tue May 27 1986, 7:05 PM EDT Att: 16,023 - Unknown</p> <p>livebaseballscores.com</p> <p>AB 32 R 6 H 9 RBI 6 BB 4 SO 7 LOB 18</p> 				
Ron Roenicke, S (8, 7) OBP: 0.342, SLG: 0.343		1-2 2-3 3-H								1	0	0	0	0	2						
Milt Thompson, L (1, 8) OBP: 0.248, SLG: 0.262	K	4-3		K			4-3			4	0	0	0	0	2	2					
Juan Samuel, R (1, 4) OBP: 0.324, SLG: 0.354			F3							4	0	2	0	0	1	0					
Luis Aguayo, R (8, PR) OBP: 0.219, SLG: 0.284 (9, 4)								HR 1B		0	1	0	0	0	0	0					
Mike Schmidt, R (1, 5) OBP: 0.366, SLG: 0.500	F8		1B HBP					HR 1B		3	1	1	2	0	1	1					
Von Hayes, L (1, 3) OBP: 0.386, SLG: 0.465		F9 E 2B	1-3 1B			4-3		F7		4	1	2	0	0	0	1					
Glenn Wilson, R (1, 9) OBP: 0.253, SLG: 0.234		F9 2-3	K							4	1	2	0	0	1	3					
Darren Daulton, L (1, 2) OBP: 0.361, SLG: 0.442		E BB 1-4-3 BB	1-2 BB			G4-6-3 1B		BB 2B 1B		2	1	0	0	2	0	2					
Steve Jeltz, S (1, 6) OBP: 0.328, SLG: 0.284		1-4-3 E BB	4-3							2	1	0	0	2	1	3					
Steve Carlton, L (1, 1) OBP: 0.208, SLG: 0.174		E3								3	0	0	1	0	0	2					
Rick Schu, R (8, PH) OBP: 0.306, SLG: 0.371			F7							0	0	0	0	0	0	0					
Greg Gross, L (8, PH) OBP: 0.455, SLG: 0.385										1	0	1	2	0	0	0					
Steve Bedrosian, R (9, 1) ERA: 3.9		1-2 2-3 3-H						1-H 2-H		0	0	0	0	0	0	0					
Inning Stats	R: 0 E: 0 K: 2 S: 8	H: 1 LOB: 1 BB: 0 P: 8	R: 2 E: 1 K: 0 S: 5	H: 1 LOB: 2 BB: 2 P: 13	R: 0 E: 0 K: 1 S: 6	H: 1 LOB: 3 BB: 1 P: 11	R: 0 E: 0 K: 1 S: 5	H: 1 LOB: 0 BB: 0 P: 5	R: 0 E: 0 K: 0 S: 3	H: 0 LOB: 0 BB: 0 P: 3	R: 4 E: 0 K: 0 S: 7	H: 4 LOB: 2 BB: 1 P: 11	R: 0 E: 0 K: 0 S: 5	H: 0 LOB: 0 BB: 0 P: 5	R: 0 E: 0 K: 0 S: 3	H: 0 LOB: 0 BB: 0 P: 3		1B: 5 2B: 3 3B: 0 HR: 1	SF: 0 SAC: 0 DP: 1 HBP: 1	WP: 0 PB: 0 SB: 0 CS: 0	PA: 37
PITCHER	IP WLS BF H R ER SO BB IBB HBP BLK WP HR S P ERA WHIP																				
Mike Krukow, R (1, 1) ERA: 3.62	7.0 L 4 3 3 3 0 0 0 0 0 0 1 4 4 1.29 1.143																				
Jeff Robinson, R (8, 1) ERA: 4.2	0.1 4 3 3 3 0 0 0 0 0 0 1 4 4 81.00 9.000																				
Mark Davis, L (8, 1) ERA: 2.63	0.1 2 0 0 0 0 1 0 0 0 0 0 1 5 0.00 3.000																				
Greg Minton, R (8, 1) ERA: 3.9	0.1 2 1 1 1 0 0 0 0 0 0 0 2 2 27.00 3.000																				

Batter	1	2	3	4	5	6	7	8	9	AB	R	H	RBI	BB	SO	LOB	TOP						
Tim Flannery, L (1, 4) OBP: 0.370, SLG: 0.417	F7																4 0 1 0 0 0 1						
Tony Gwynn, L (1, 9) OBP: 0.413, SLG: 0.489																	4 0 1 0 0 0 1						
Kevin McReynolds, R (1, 8) OBP: 0.382, SLG: 0.536																	4 0 1 0 0 1 2						
Steve Garvey, R (1, 3) OBP: 0.292, SLG: 0.489																	4 0 3 0 0 0 1						
Marvell Wynne, L (8, PR) OBP: 0.321, SLG: 0.442																	0 0 0 0 0 0 0						
Graig Nettles, L (1, 5) OBP: 0.288, SLG: 0.423																	4 0 0 0 0 0 4						
Carmelo Martinez, R (1, 7) OBP: 0.345, SLG: 0.390																	4 0 1 0 0 1 3						
Terry Kennedy, L (1, 2) OBP: 0.315, SLG: 0.379																	3 0 1 0 1 0 2						
Garry Templeton, S (1, 6) OBP: 0.246, SLG: 0.212																	4 0 0 0 0 1 3						
Eric Show, R (1, 1) OBP: 0.192, SLG: 0.231																	2 0 0 0 0 1 0						
John Kruk, L (7, PH) OBP: 0.352, SLG: 0.420																	0 0 0 0 1 0 0						
Craig Lefferts, L (7, 1) OBP: 0.333, SLG: 1.333																	0 0 0 0 0 0 0						
Dane Iorg, L (9, PH) OBP: 0.257, SLG: 0.400																	1 0 0 0 0 0 0						
Inning Stats	R: 0 E: 0 K: 0 S: 4	H: 1 LOB: 1 BB: 0 P: 4	R: 0 E: 0 K: 0 S: 4	H: 1 LOB: 1 BB: 0 P: 4	R: 0 E: 0 K: 2 S: 8	H: 1 LOB: 1 BB: 0 P: 8	R: 0 E: 0 K: 1 S: 6	H: 1 LOB: 2 BB: 1 P: 10	R: 0 E: 0 K: 0 S: 3	H: 0 LOB: 0 BB: 0 P: 3	R: 0 E: 0 K: 0 S: 5	H: 2 LOB: 2 BB: 0 P: 5	R: 0 E: 0 K: 0 S: 2	H: 0 LOB: 0 BB: 1 P: 6	R: 0 E: 0 K: 0 S: 5	H: 2 LOB: 2 BB: 0 P: 5	R: 0 E: 0 K: 1 S: 5	H: 0 LOB: 0 BB: 0 P: 5	1B: 4 2B: 4 3B: 0 HR: 0	SF: 0 SAC: 0 DP: 1 HBP: 0	WP: 0 PB: 0 SB: 0 CS: 0	PA: 36	
PITCHER Kevin Gross, R (1, 1) ERA: 4.31	IP: 9.0 WLS: W BF: 36 H: 8 R: 0 ER: 0 SO: 4 BB: 2 IBB: 0 HBP: 0 BLK: 0 WP: 0 HR: 0 S: 42 P: 50 ERA: 0.00 WHIP: 1.111											PITCHER	IP: 9.0 WLS: W BF: 36 H: 8 R: 0 ER: 0 SO: 4 BB: 2 IBB: 0 HBP: 0 BLK: 0 WP: 0 HR: 0 S: 42 P: 50 ERA: 0.00 WHIP: 1.111										

San Diego Padres @ Philadelphia Phillies
Veterans Stadium, Philadelphia, PA
Fri May 30 1986, 7:05 PM EDT
Att: 10,608 - Unknown

livebaseballscorecards.com

AB 34
R 0
H 8
RBI 0
BB 2
SO 4
LOB 17



Batter	1	2	3	4	5	6	7	8	9	AB	R	H	RBI	BB	SO	LOB	BOTTOM						
Jeff Stone, L (1, 7) OBP: 0.241, SLG: 0.214																	4 1 2 0 0 0 1						
Greg Gross, L (9, 7) OBP: 0.471, SLG: 0.407																	0 0 0 0 0 0 0						
Milt Thompson, L (1, 8) OBP: 0.247, SLG: 0.259																	4 0 0 0 0 1 2						
Juan Samuel, R (1, 4) OBP: 0.311, SLG: 0.330																	3 1 1 1 1 0 1						
Mike Schmidt, R (1, 5) OBP: 0.381, SLG: 0.510																	4 0 1 0 0 1 2						
Von Hayes, L (1, 3) OBP: 0.382, SLG: 0.448																	3 0 1 0 1 0 0						
Glenn Wilson, R (1, 9) OBP: 0.284, SLG: 0.270																	4 0 1 0 0 1 3						
Darren Daulton, L (1, 2) OBP: 0.370, SLG: 0.419																	2 0 0 0 1 1 0						
Steve Jeltz, S (1, 6) OBP: 0.333, SLG: 0.290																	2 0 1 0 1 0 2						
Kevin Gross, R (1, 1) OBP: 0.083, SLG: 0.125																	3 0 0 0 0 2 3						
Inning Stats	R: 0 E: 0 K: 2 S: 8	H: 1 LOB: 1 BB: 0 P: 8	R: 0 E: 0 K: 1 S: 5	H: 1 LOB: 2 BB: 2 P: 13	R: 0 E: 0 K: 0 S: 3	H: 0 LOB: 0 BB: 0 P: 3	R: 0 E: 0 K: 0 S: 4	H: 1 LOB: 2 BB: 0 P: 5	R: 2 E: 1 K: 2 S: 10	H: 3 LOB: 2 BB: 1 P: 14	R: 0 E: 0 K: 0 S: 4	H: 1 LOB: 1 BB: 0 P: 4	R: 0 E: 0 K: 0 S: 2	H: 0 LOB: 0 BB: 1 P: 6	R: 0 E: 0 K: 1 S: 5	H: 0 LOB: 0 BB: 0 P: 5	1B: 6 2B: 1 3B: 0 HR: 0	SF: 0 SAC: 0 DP: 2 HBP: 1	WP: 0 PB: 0 SB: 2 CS: 0	PA: 34			
PITCHER Eric Show, R (1, 1) ERA: 2.82	IP: 6.0 WLS: L BF: 28 H: 7 R: 2 ER: 1 SO: 5 BB: 2 IBB: 1 HBP: 1 BLK: 0 WP: 0 HR: 0 S: 34 P: 47 ERA: 1.50 WHIP: 1.500											PITCHER Craig Lefferts, L (7, 1) ERA: 2.3	IP: 2.0 WLS: 6 BF: 0 H: 0 R: 0 ER: 0 SO: 1 BB: 1 IBB: 0 HBP: 0 BLK: 0 WP: 0 HR: 0 S: 7 P: 11 ERA: 0.00 WHIP: 0.500										

San Diego Padres @ Philadelphia Phillies
Veterans Stadium, Philadelphia, PA
Fri May 30 1986, 7:05 PM EDT
Att: 10,608 - Unknown

livebaseballscorecards.com

AB 29
R 2
H 7
RBI 1
BB 4
SO 6
LOB 14



Batter	1	2	3	4	5	6	7	8	9	AB	R	H	RBI	BB	SO	LOB	TOP		
Tim Flannery, L (1,4) OBP: 0.373, SLG: 0.415	4-0 1B BB		0-0 1B		0-0 FC4-6		0-0 6-3			3	0	1	0	1	0	1			
Tony Gwynn, L (1,9) OBP: 0.405, SLG: 0.478	0-3 K		0-0 G3-6-3		0-0 F8			0-0 6-3		4	0	0	0	0	1	3			
Kevin McReynolds, R (1,8) OBP: 0.374, SLG: 0.524	0-0 F8			0-0 F8		0-0 5-3		0-3 K		4	0	0	0	0	1	1			
Steve Garvey, R (1,3) OBP: 0.291, SLG: 0.483	0-0 1-3 1B			0-0 1-3		0-0 F9		0-0 F8		4	0	1	0	0	0	0			
Graig Nettles, L (1,5) OBP: 0.297, SLG: 0.420	0-0 4-3			4-0 1B BB		4-0 1B BB			0-3 K	1	0	0	0	2	0	2			
Jerry Royster, R (6,5) OBP: 0.291, SLG: 0.397										0	0	0	0	0	0	0			
Dave Long, L (9,PH) OBP: 0.250, SLG: 0.389										1	0	0	0	0	1	0			
Carmelo Martinez, R (1,7) OBP: 0.350, SLG: 0.384		0-0 F6		0-0 1-2 1B		0-0 1-3 1B		0-0 F3		4	0	2	0	0	0	0			
Terry Kennedy, L (1,2) OBP: 0.307, SLG: 0.369		0-0 3-1		0-0 G3		0-0 F7		0-0 F7		4	0	0	0	0	0	4			
Garry Templeton, S (1,6) OBP: 0.242, SLG: 0.298		0-0 6-3			0-0 G3		0-0 6-3			3	0	0	0	0	0	0			
Dave Dravecky, R (1,1) OBP: 0.214, SLG: 0.296			0-0 F9		0-0 FC4-6 1B		0-0 4-3			3	0	1	0	0	0	0			
Gene Walter, L (7,1) OBP: 0.500, SLG: 0.667										0	0	0	0	0	0	0			
Inning Stats	R: 0 E: 0 K: 1 S: 6	H: 1 LOB: 2 BB: 1 P: 10	R: 0 E: 0 K: 0 S: 3	H: 0 LOB: 0 BB: 0 P: 3	R: 0 E: 0 K: 0 S: 3	H: 1 LOB: 2 BB: 0 P: 3	R: 0 E: 0 K: 0 S: 4	H: 1 LOB: 1 BB: 0 P: 4	R: 0 E: 0 K: 1 S: 5	H: 0 LOB: 0 BB: 0 P: 5	R: 0 E: 0 K: 1 S: 5	H: 0 LOB: 0 BB: 0 P: 5	R: 0 E: 0 K: 1 S: 5	H: 0 LOB: 0 BB: 0 P: 5	R: 0 E: 0 K: 1 S: 5	H: 0 LOB: 0 BB: 0 P: 5	1B: 5 2B: 0 3B: 0 HR: 0	SF: 0 SAC: 0 DP: 1 HBP: 0	WP: 0 PA: 34 PB: 0 SB: 0 CS: 0
PITCHER	IP WLS BF H R ER SO BB IBB HBP BLK WP HR S P ERA WHIP	7.0 W 28 5 0 0 1 3 0 0 0 0 0 0 27 39 0.00 1.143	2.0 S 6 0 0 0 2 0 0 0 0 0 0 0 10 10 0.00 0.000																

San Diego Padres @ Philadelphia Phillies
Veterans Stadium, Philadelphia, PA
Sat May 31 1986, 3:33 AM EDT
Att: 21,211 - Unknown

AB	31
R	0
H	5
RBI	0
BB	3
SO	3
LOB	11



Batter	1	2	3	4	5	6	7	8	9	AB	R	H	RBI	BB	SO	LOB	BOTTOM		
Jeff Stone, L (1,7) OBP: 0.242, SLG: 0.219	0-3 K		0-3 K			0-0 FC5-4 1B	0-0 4-3			4	0	1	0	0	2	2			
Steve Bedrosian, R (8,1) OBP: 0.309, SLG: 0.325								0-3 K		4	0	1	0	0	1	2			
Ron Roenicke, S (1,8) OBP: 0.326, SLG: 0.325	0-0 2B 1B		0-0 F4			0-0 E6 FC5-4		0-3 K		4	0	0	0	0	1	3			
Juan Samuel, R (1,4) OBP: 0.301, SLG: 0.319	0-0 F4			0-0 F7		0-0 FC5-4		0-3 K		4	0	0	0	0	1	3			
Mike Schmidt, R (1,5) OBP: 0.383, SLG: 0.513	0-0 1-H 2B			0-0 4-3		0-3 K		4-0 BB		3	0	1	0	1	1	2			
Von Hayes, L (1,3) OBP: 0.374, SLG: 0.437		0-0 F7		0-0 F9		0-0 4-3		0-3 K		4	0	0	0	0	1	3			
Glenn Wilson, R (1,9) OBP: 0.280, SLG: 0.265		0-0 F9			0-0 F5		0-3 K			3	0	0	0	0	1	0			
John Russell, R (1,2) OBP: 0.328, SLG: 0.429		0-3 K			0-0 F6		0-0 HR			3	1	1	1	0	1	0			
Steve Jeltz, S (1,6) OBP: 0.340, SLG: 0.288			4-0 SH1-4 BB		4-0 BB		0-0 F4			1	0	0	0	2	0	0			
Charles Hudson, S (1,1) OBP: 0.309, SLG: 0.384			0-0 SH1-4		0-3 K		0-0 2B			1	0	0	0	0	1	1			
Rick Schu, R (7,PH) OBP: 0.471, SLG: 0.407										1	0	1	0	0	0	0			
Greg Gross, L (8,7) OBP: 0.471, SLG: 0.407										0	0	0	0	0	0	0			
Inning Stats	R: 0 E: 0 K: 1 S: 6	H: 2 LOB: 2 BB: 0 P: 6	R: 0 E: 0 K: 1 S: 5	H: 0 LOB: 0 BB: 0 P: 5	R: 0 E: 0 K: 1 S: 5	H: 0 LOB: 1 BB: 1 P: 9	R: 0 E: 0 K: 0 S: 3	H: 0 LOB: 0 BB: 0 P: 3	R: 0 E: 1 K: 1 S: 7	H: 1 LOB: 2 BB: 0 P: 7	R: 1 E: 0 K: 1 S: 7	H: 2 LOB: 1 BB: 0 P: 7	R: 0 E: 0 K: 3 S: 9	H: 0 LOB: 1 BB: 1 P: 13	R: 0 E: 0 K: 3 S: 9	H: 0 LOB: 1 BB: 1 P: 13	1B: 2 2B: 2 3B: 0 HR: 1	SF: 0 SAC: 1 DP: 0 HBP: 0	WP: 0 PA: 32 PB: 0 SB: 0 CS: 0
PITCHER	IP WLS BF H R ER SO BB IBB HBP BLK WP HR S P ERA WHIP	6.2 L 27 5 1 1 6 2 0 0 0 0 0 0 10 14 0.00 0.750																	

San Diego Padres @ Philadelphia Phillies
Veterans Stadium, Philadelphia, PA
Sat May 31 1986, 3:33 AM EDT
Att: 21,211 - Unknown

AB	28
R	1
H	5
RBI	1
BB	3
SO	9
LOB	13



Batter	1	2	3	4	5	6	7	8	9	AB	R	H	RBI	BB	SO	LOB	TOP							
Mariano Duncan, R OBP: 0.276, SLG: 0.272	0-0 CS 1B		0-0 F9		0-0 L6		0-3 K			4	0	1	0	0	1	1	Los Angeles Dodgers @ Philadelphia Phillies Veterans Stadium, Philadelphia, PA Mon Jun 02 1986, 7:05 PM EDT Att: 21,476 - Unknown							
Steve Sax, R OBP: 0.365, SLG: 0.448	0-3 K		0-3 K		0-0 F9			4-0 BB		3	0	0	0	1	2	2								
Enos Cabell, R OBP: 0.274, SLG: 0.274	0-0 4-3		0-0 F9		0-0 6-3			0-0 G4-6-3		3	0	0	0	0	0	1								
Franklin Stubbs, L OBP: 0.289, SLG: 0.471								1-2		0	0	0	0	0	0	0								
Ken Howell, R OBP: 0.289, SLG: 0.471										0	0	0	0	0	0	0								
Bill Madlock, R OBP: 0.260, SLG: 0.274		0-0 F3		0-0 5-3		0-0 4-3 1B		0-3 K		4	0	1	0	0	1	0								
Mike Marshall, R OBP: 0.325, SLG: 0.519		0-0 S E 2B		4-0 E BB		0-0 F5			0-0 B2-3 BB 1B	2	1	1	0	1	0	1								
Len Matuszek, L OBP: 0.400, SLG: 0.400										1	0	1	0	0	0	0								
Cesar Cedeno, R OBP: 0.294, SLG: 0.282		4-0 E S 1B BB		0-0 E7		0-0 4-3			0-0 F7	2	1	0	0	1	0	2								
Ken Landreaux, L OBP: 0.299, SLG: 0.369										1	0	0	0	0	0	1								
Alex Trevino, R OBP: 0.231, SLG: 0.231		0-3 K		0-3 K		0-0 F8			4-0 B2-3 BB	3	0	0	0	0	2	4								
Mike Scioscia, L OBP: 0.405, SLG: 0.360		1-3 2-H							1-2	0	0	0	1	0	0	0								
Reggie Williams, R OBP: 0.318, SLG: 0.328		0-0 1B		0-0 4-3			0-0 6-3		0-0 B2-3	4	0	1	1	0	0	4								
Jerry Reuss, L OBP: 0.286, SLG: 0.286		3-H							1-2 2-3	1	0	0	0	0	0	1								
Bill Russell, R OBP: 0.256, SLG: 0.268		0-0 6-3							0-0 4-3	1	0	1	0	0	0	0								
Greg Brock, L OBP: 0.303, SLG: 0.331									0-0 1B	2	0	0	0	0	1	2								
Inning Stats	R: 0 E: 0 K: 1 S: 5	H: 1 LOB: 0 BB: 0 P: 5	R: 2 E: 0 K: 1 S: 7	H: 2 LOB: 1 BB: 1 P: 11	R: 0 E: 0 K: 1 S: 5	H: 0 LOB: 0 BB: 0 P: 5	R: 0 E: 1 K: 1 S: 6	H: 0 LOB: 2 BB: 1 P: 10	R: 0 E: 0 K: 0 S: 4	H: 1 LOB: 1 BB: 0 P: 4	R: 0 E: 0 K: 0 S: 4	H: 1 LOB: 1 BB: 0 P: 4	R: 0 E: 0 K: 1 S: 7	H: 0 LOB: 0 BB: 0 P: 7	R: 0 E: 0 K: 1 S: 4	H: 0 LOB: 0 BB: 1 P: 8	R: 0 E: 0 K: 0 S: 4	H: 1 LOB: 2 BB: 1 P: 8	R: 0 E: 0 K: 0 S: 4	H: 1 LOB: 1 BB: 0 P: 8	1B: 5 2B: 1 3B: 0 HR: 0	SF: 0 SAC: 0 DP: 1 HBP: 0	WP: 0 PB: 0 SB: 2 CS: 1	PA: 36
PITCHER	IP WLS BF	H R ER SO	BB IBB HBP BLK	WP HR S P	ERA WHIP	PITCHER	IP WLS BF	H R ER SO	BB IBB HBP BLK	WP HR S P	ERA WHIP													
Shane Rawley, L ERA: 3.21	(1, 1) 7.0 W 28	5 2 2 6	2 0 0 0	0 0 38 46	2.57 1.000	Kent Tekulve, R ERA: 2.39	(8, 1) 2.0 8 1 0 0 1	2 0 0 0	0 0 8 16	0.00 1.500														

AB	32
R	2
H	6
RBI	1
BB	4
SO	7
LOB	20



Batter	1	2	3	4	5	6	7	8	9	AB	R	H	RBI	BB	SO	LOB	BOTTOM			
Jeff Stone, L OBP: 0.318, SLG: 0.357	0-0 E 1B	0-0 HR		0-0 F7	0-0 FC6-4 1B		0-3 K			5	2	3	1	0	1	1	Los Angeles Dodgers @ Philadelphia Phillies Veterans Stadium, Philadelphia, PA Mon Jun 02 1986, 7:05 PM EDT Att: 21,476 - Unknown			
Ron Roenicke, S OBP: 0.389, SLG: 0.460	0-0 FC6-4 1B	0-0 HR		0-0 2B 1B	0-0 FC6-4 1-2 2-3		0-0 FC3-6 1B			5	2	4	1	0	0	2				
Juan Samuel, R OBP: 0.321, SLG: 0.370	0-0 FC6-4 HR	0-3 K		0-0 1B 2B	0-3 K		0-0 FC3-6 1-2			4	2	1	1	0	2	3				
Tom Foley, L OBP: 0.550, SLG: 0.563	1-2 2-H			1-3 3-H						1	0	0	0	0	0	1				
Mike Schmidt, R OBP: 0.398, SLG: 0.541	0-0 HR			4-0 FC4-6 2B	0-0 1B 1B		0-0 F8			2	2	2	2	1	0	0				
Rick Schu, R OBP: 0.313, SLG: 0.385	1-H			0-0 FC4-6 2B	0-0 1B 1B		0-0 F8			2	1	1	0	0	0	1				
Von Hayes, L OBP: 0.380, SLG: 0.436	0-0 4-3			1-0 FC4-6 HBP	0-0 1B 2B 1B		0-0 3-1		0-0 3-1	4	1	1	2	0	0	1				
Glenn Wilson, R OBP: 0.283, SLG: 0.305	0-0 E5			0-0 FC4-6 G4-6-3	0-0 2B 1B		0-0 2B 1B		0-0 1B 1B	5	2	3	2	0	0	2				
John Russell, R OBP: 0.333, SLG: 0.459	0-0 E9			0-0 G4-6-3	0-0 2B		0-0 2B		0-3 K	5	0	2	3	0	1	4				
Steve Jeltz, S OBP: 0.350, SLG: 0.288		0-0 CS 1B		0-0 6-3	0-0 F9		0-0 6-3		0-0 1-2 1B	5	0	2	0	0	0	1				
Shane Rawley, R OBP: 0.207, SLG: 0.179	0-3 K			0-0 1B 2B 1B	0-0 FC6-4 1B		0-0 G3		0-0 F8	4	1	2	0	0	1	2				
Kent Tekulve, R ERA: 1.06										1	0	0	0	0	0	2				
Inning Stats	R: 3 E: 3 K: 0 S: 7	H: 3 LOB: 1 BB: 0 P: 7	R: 2 E: 0 K: 2 S: 9	H: 3 LOB: 0 BB: 0 P: 9	R: 0 E: 0 K: 0 S: 3	H: 1 LOB: 1 BB: 0 P: 4	R: 6 E: 0 K: 0 S: 8	H: 6 LOB: 1 BB: 1 P: 12	R: 0 E: 0 K: 0 S: 7	H: 2 LOB: 2 BB: 0 P: 7	R: 2 E: 0 K: 0 S: 6	H: 3 LOB: 1 BB: 0 P: 6	R: 0 E: 0 K: 1 S: 7	H: 1 LOB: 1 BB: 0 P: 6	R: 0 E: 0 K: 1 S: 7	H: 2 LOB: 2 BB: 0 P: 7	1B: 14 2B: 4 3B: 0 HR: 3	SF: 0 SAC: 0 DP: 1 HBP: 1	WP: 0 PB: 1 SB: 0 CS: 1	PA: 45
PITCHER	IP WLS BF	H R ER SO	BB IBB HBP BLK	WP HR S P	ERA WHIP	PITCHER	IP WLS BF	H R ER SO	BB IBB HBP BLK	WP HR S P	ERA WHIP									
Jerry Reuss, L ERA: 6.29	(1, 1) 4.0 L 25	13 11 9 2	0 0 0 0	0 0 19 19	6.00 2.000	Ken Howell, R ERA: 1.06	(8, 1) 1.0 5 2 0 0 1	0 0 0 0	0 0 7 7	0.00 2.000										

AB	43
R	13
H	21
RBI	12
BB	1
SO	5
LOB	20



Batter	1	2	3	4	5	6	7	8	9	AB	R	H	RBI	BB	SO	LOB	TOP					
Mariano Duncan, R OBP: 0.280, SLG: 0.289										5	2	3	3	0	0	1						
Steve Sax, R OBP: 0.367, SLG: 0.445										5	1	1	0	0	1	1						
Ken Landreaux, L OBP: 0.329, SLG: 0.400										5	0	4	1	0	0	0						
Mike Marshall, R OBP: 0.315, SLG: 0.497										5	0	0	0	0	4	6						
Mike Scioscia, L OBP: 0.410, SLG: 0.368										4	0	1	1	1	0	2						
Greg Brock, L OBP: 0.317, SLG: 0.410										4	1	1	1	0	2	3						
Franklin Stubbs, L OBP: 0.309, SLG: 0.527										4	1	1	1	0	1	0						
Dave Anderson, R OBP: 0.280, SLG: 0.277										4	1	1	0	0	0	0						
Orel Hershiser, R OBP: 0.292, SLG: 0.304 (7, PH)										2	0	2	0	0	0	0						
Len Matuszek, L OBP: 0.500, SLG: 0.500 (7, PH)										1	1	1	0	0	0	0						
Alejandro Pena, R (7, 1)										0	0	0	0	0	0	0						
Bill Madlock, R OBP: 0.258, SLG: 0.271 (8, PH)										1	0	0	0	0	0	0						
Ed Vande Berg, R (8, 1)										0	0	0	0	0	0	0						
Inning Stats	R: 1 E: 0 K: 3 S: 11	H: 2 LOB: 2 BB: 1 P: 15	R: 0 E: 0 K: 0 S: 4	H: 1 LOB: 1 BB: 0 P: 4	R: 0 E: 1 K: 1 S: 6	H: 1 LOB: 1 BB: 0 P: 6	R: 1 E: 0 K: 0 S: 5	H: 3 LOB: 2 BB: 0 P: 5	R: 0 E: 0 K: 1 S: 5	H: 0 LOB: 0 BB: 0 P: 5	R: 0 E: 0 K: 1 S: 5	H: 0 LOB: 0 BB: 0 P: 5	R: 4 E: 0 K: 1 S: 10	H: 6 LOB: 1 BB: 0 P: 10	R: 1 E: 0 K: 0 S: 4	H: 1 LOB: 0 BB: 0 P: 4	R: 0 E: 0 K: 1 S: 6	H: 1 LOB: 1 BB: 0 P: 6	1B: 10 2B: 3 3B: 0 HR: 3	SF: 0 SAC: 0 DP: 2 HBP: 0	WP: 0 PB: 0 SB: 2 CS: 1	PA: 41
PITCHER	IP WLS BF H R ER SO BB IBB HBP BLK WP HR S P ERA WHIP																					
Kevin Gross, R ERA: 4.56	(1, 1) 6.0 W 28 10 5 5 6 1 0 0 0 0 0 2 39 43 7.50 1.833																					
Kent Tekulve, R ERA: 2.52	(7, 1) 0.2 4 3 1 1 0 0 0 0 0 0 0 0 4 4 13.50 4.500																					
Don Carman, L ERA: 5.01	(7, 1) 0.1 1 0 0 0 0 0 0 0 0 0 0 0 3 3 0.00 0.000																					
Steve Bedrosian, R ERA: 4.07	(8, 1) 2.0 S 8 2 1 1 1 0 0 0 0 0 0 1 10 10 4.50 1.000																					

Los Angeles Dodgers @ Philadelphia Phillies
Veterans Stadium, Philadelphia, PA
Wed Jun 04 1986, 7:05 PM EDT
Att: 26,983 - Unknown

AB	40
R	7
H	15
RBI	7
BB	1
SO	8
LOB	13



Batter	1	2	3	4	5	6	7	8	9	AB	R	H	RBI	BB	SO	LOB	BOTTOM			
Jeff Stone, L OBP: 0.302, SLG: 0.320										4	1	0	0	1	2	2				
Greg Gross, L OBP: 0.474, SLG: 0.400										0	0	0	0	0	0	0				
Ron Roenicke, S OBP: 0.390, SLG: 0.434										3	1	0	0	2	2	1				
Juan Samuel, R OBP: 0.321, SLG: 0.378										4	2	1	0	0	3	2				
Mike Schmidt, R OBP: 0.394, SLG: 0.531										3	2	1	0	1	0	3				
Rick Schu, R OBP: 0.308, SLG: 0.377										1	0	0	0	0	0	1				
Von Hayes, L OBP: 0.390, SLG: 0.450										2	1	2	2	2	0	0				
Glenn Wilson, R OBP: 0.282, SLG: 0.308										4	0	1	2	0	1	4				
Darren Daulton, L OBP: 0.385, SLG: 0.455										2	1	0	0	0	1	1				
John Russell, R OBP: 0.324, SLG: 0.444										2	0	0	0	0	1	0				
Steve Jeltz, S OBP: 0.339, SLG: 0.279										4	0	1	1	0	0	0				
Kevin Gross, R OBP: 0.111, SLG: 0.148										3	0	1	0	0	0	1				
Kent Tekulve, R (7, 1)										0	0	0	0	0	0	0				
Don Carman, L (7, 1)										0	0	0	0	0	0	0				
Milt Thompson, L OBP: 0.244, SLG: 0.255 (7, PH)										1	0	0	0	0	0	0				
Steve Bedrosian, R (8, 1)										0	0	0	0	0	0	0				
Inning Stats	R: 1 E: 0 K: 1 S: 6	H: 1 LOB: 2 BB: 2 P: 14	R: 0 E: 0 K: 2 S: 8	H: 1 LOB: 1 BB: 0 P: 8	R: 4 E: 3 K: 1 S: 9	H: 3 LOB: 1 BB: 1 P: 13	R: 2 E: 0 K: 0 S: 3	H: 0 LOB: 1 BB: 2 P: 12	R: 0 E: 1 K: 2 S: 8	H: 0 LOB: 1 BB: 0 P: 8	R: 1 E: 0 K: 3 S: 11	H: 2 LOB: 1 BB: 0 P: 11	R: 0 E: 0 K: 0 S: 3	H: 0 LOB: 0 BB: 0 P: 3	R: 0 E: 0 K: 1 S: 5	H: 0 LOB: 1 BB: 1 P: 9	1B: 5 2B: 2 3B: 0 HR: 0	SF: 0 SAC: 0 DP: 0 HBP: 1	WP: 0 PB: 0 SB: 4 CS: 0	PA: 40
PITCHER	IP WLS BF H R ER SO BB IBB HBP BLK WP HR S P ERA WHIP																			
Orel Hershiser, R ERA: 2.59	(1, 1) 6.0 L 33 7 8 4 9 5 0 0 1 0 0 0 0 45 66 6.00 2.000																			
Alejandro Pena, R ERA: 4.05	(7, 1) 1.0 3 0 0 0 0 0 0 0 0 0 0 0 3 3 0.00 0.000																			
Ed Vande Berg, L ERA: 3.68	(8, 1) 1.0 4 0 0 0 0 1 1 0 0 0 0 0 5 9 0.00 1.000																			

Los Angeles Dodgers @ Philadelphia Phillies
Veterans Stadium, Philadelphia, PA
Wed Jun 04 1986, 7:05 PM EDT
Att: 26,983 - Unknown

AB	33
R	8
H	7
RBI	5
BB	6
SO	10
LOB	15



Batter	1	2	3	4	5	6	7	8	9	AB	R	H	RBI	BB	SO	LOB	TOP					
Jeff Stone, L (1, 7) <small>OBP: 0.293, SLG: 0.309</small> Milt Thompson, L (9, 8) <small>OBP: 0.244, SLG: 0.255</small>	L8	6-3		K					L8	5	0	1	0	0	1	0						
Ron Roenicke, S (1, 8) <small>OBP: 0.375, SLG: 0.404</small>	3B	F7		K					F7	4	1	0	0	1	1	1						
Juan Samuel, R (1, 4) <small>OBP: 0.324, SLG: 0.409</small>	1B	3B			K				F2	5	1	2	1	0	2	0						
Mike Schmidt, R (1, 5) <small>OBP: 0.391, SLG: 0.524</small>	1B	K			6-3					4	1	1	1	0	2	1						
Von Hayes, L (1, 3) <small>OBP: 0.397, SLG: 0.454</small>	1B				1B				F9	3	2	2	0	1	0	0						
Glenn Wilson, R (1, 9) <small>OBP: 0.281, SLG: 0.324</small>	K			G4-6-3					F7	4	1	1	2	0	1	3						
Darren Daulton, L (1, 2) <small>OBP: 0.396, SLG: 0.490</small>	HR				HR				G3	3	1	2	3	1	1	0						
Steve Jeltz, S (1, 6) <small>OBP: 0.337, SLG: 0.278</small>	1B			6-3					G3	4	0	1	0	0	1	2						
Charles Hudson, S (1, 1) Don Carman, L (7, 1) Greg Gross, L (8, PH) <small>OBP: 0.462, SLG: 0.387</small> Kent Tekulve, R (8, 1) <small>OBP: 0.324, SLG: 0.255</small>	FC6-4			K					F8	3	0	0	0	0	1	1						
Inning Stats	R: 5 E: 0 K: 1 S: 10	H: 5 LOB: 1 BB: 1 P: 14	R: 0 E: 0 K: 1 S: 6	H: 1 LOB: 1 BB: 0 P: 6	R: 0 E: 0 K: 0 S: 2	H: 0 LOB: 1 BB: 2 P: 10	R: 0 E: 0 K: 3 S: 9	H: 0 LOB: 0 BB: 0 P: 9	R: 2 E: 0 K: 2 S: 9	H: 2 LOB: 0 BB: 0 P: 9	R: 0 E: 0 K: 1 S: 6	H: 1 LOB: 1 BB: 0 P: 6	R: 0 E: 0 K: 2 S: 7	H: 0 LOB: 0 BB: 0 P: 7	R: 0 E: 0 K: 0 S: 4	H: 1 LOB: 1 BB: 0 P: 4	R: 0 E: 0 K: 0 S: 3	H: 0 LOB: 0 BB: 0 P: 3	1B: 6 2B: 0 3B: 2 HR: 2	SF: 0 SAC: 0 DP: 1 HBP: 0	WP: 0 PB: 0 SB: 1 CS: 0	PA: 39
PITCHER	IP WLS BF H R ER SO BB IBB HBP BLK WP HR S P ERA WHIP																					
Jay Tibbs, R (1, 1) <small>ERA: 3.42</small> Dan Schatzeder, L (5, 1) <small>ERA: 2.97</small> Bert Roberge, R (8, 1) <small>ERA: 6.3</small>	4.2 L 24 8 7 7 6 3 0 0 0 0 0 2 33 45 13.50 2.357																					
Batter	1	2	3	4	5	6	7	8	9	AB	R	H	RBI	BB	SO	LOB	BOTTOM					
Tim Raines, S (1, 7) <small>OBP: 0.413, SLG: 0.486</small>	3-1			G3					F9	4	0	1	0	0	0	1						
Mitch Webster, S (1, 9) <small>OBP: 0.348, SLG: 0.405</small>	3-1			1B					F8	3	1	1	0	1	0	1						
Herm Winningham, L (1, 8) <small>OBP: 0.326, SLG: 0.413</small>	4-3			K						4	0	0	0	0	2	3						
Tim Wallach, R (1, 5) <small>OBP: 0.347, SLG: 0.503</small>		G3		1B					K	4	0	2	1	0	1	0						
Andres Galarraga, R (1, 3) <small>OBP: 0.342, SLG: 0.414</small>		F8		1-3					K	4	0	0	0	0	1	2						
Vance Law, R (1, 4) <small>OBP: 0.286, SLG: 0.308</small>		F9							F7	3	1	0	0	1	0	1						
Al Newman, S (1, 6) <small>OBP: 0.324, SLG: 0.250</small>				F8					F9	4	0	0	0	0	0	2						
Dann Bilardello, R (1, 2) <small>OBP: 0.238, SLG: 0.310</small>				5-3					F9	4	0	1	0	0	0	1						
Jay Tibbs, R (1, 1) <small>OBP: 0.227, SLG: 0.200</small> Dan Schatzeder, L (5, 1) <small>OBP: 0.500, SLG: 0.923</small> Casey Candaele, S (7, PH) <small>ERA: 4.81</small> Bert Roberge, R (8, 1) <small>ERA: 2.33</small>				K					K	1	0	0	0	0	1	0						
Inning Stats	R: 0 E: 0 K: 0 S: 3	H: 0 LOB: 0 BB: 0 P: 3	R: 0 E: 0 K: 0 S: 3	H: 0 LOB: 0 BB: 0 P: 3	R: 0 E: 0 K: 1 S: 5	H: 0 LOB: 0 BB: 0 P: 5	R: 1 E: 0 K: 1 S: 7	H: 2 LOB: 1 BB: 0 P: 7	R: 2 E: 0 K: 1 S: 7	H: 2 LOB: 2 BB: 2 P: 15	R: 0 E: 0 K: 0 S: 4	H: 1 LOB: 1 BB: 0 P: 4	R: 0 E: 0 K: 1 S: 6	H: 1 LOB: 1 BB: 0 P: 6	R: 0 E: 0 K: 2 S: 7	H: 0 LOB: 0 BB: 0 P: 7	R: 0 E: 0 K: 0 S: 3	H: 0 LOB: 0 BB: 0 P: 3	1B: 4 2B: 0 3B: 1 HR: 1	SF: 0 SAC: 0 DP: 0 HBP: 0	WP: 0 PB: 0 SB: 1 CS: 0	PA: 35
PITCHER	IP WLS BF H R ER SO BB IBB HBP BLK WP HR S P ERA WHIP																					
Charles Hudson, R (1, 1) <small>ERA: 3.72</small> Don Carman, L (7, 1) <small>ERA: 4.81</small> Kent Tekulve, R (8, 1) <small>ERA: 2.33</small>	6.0 W 26 6 3 3 3 2 0 0 0 0 0 0 30 38 4.50 1.333																					

Philadelphia Phillies @ Montreal Expos
Olympic Stadium, Montreal, QB
Thu Jun 05 1986, 7:05 PM EDT
Att: 10,845 - Unknown

AB 36
R 7
H 10
RBI 7
BB 3
SO 10
LOB 9



Philadelphia Phillies @ Montreal Expos
Olympic Stadium, Montreal, QB
Thu Jun 05 1986, 7:05 PM EDT
Att: 10,845 - Unknown

AB 33
R 3
H 6
RBI 3
BB 2
SO 6
LOB 12



Batter	1	2	3	4	5	6	7	8	9	10	AB	R	H	RBI	BB	SO	LOB	TOP				
Jeff Stone, L OBP: 0.328, SLG: 0.383 (1, 7)	4-0 G5-4-3 BB	0-0 1-2 1B	0-0 1-H 3B			0-0 5-3		0-0 FC5 2B		0-3 K	5	0	3	1	1	1	1					
Ron Roenicke, S OBP: 0.362, SLG: 0.377 Dave Rucker, L (10, 1)	0-0 G5-4-3	0-3 K	0-3 K2-3			0-0 4-3		4-0 FC5 BB		0-0 L5	4	0	0	0	1	2	4					
Juan Samuel, R OBP: 0.333, SLG: 0.438 (1, 4)	0-0 HR 1B	0-3 K				0-0 1B 2B		0-0 FC5			5	2	3	0	0	1	4					
Mike Schmidt, R OBP: 0.391, SLG: 0.538 (1, 5)	0-0 HR	0-0 F9				0-0 L8		0-0 F7			5	1	2	3	0	0	5					
Von Hayes, L OBP: 0.392, SLG: 0.453 (1, 3)	0-0 4-3		0-0 HR 2B			0-0 G4-6-3 1B		0-0 F7		0-3 K	5	1	1	0	0	1	1					
Glenn Wilson, R OBP: 0.294, SLG: 0.348 (1, 9)		0-0 2B 2B	0-0 2H HR			0-0 F8		0-0 F9		0-0 F8	5	2	2	2	0	0	0					
John Russell, R OBP: 0.333, SLG: 0.455 Don Carman, L (7, 1)		0-0 2B 2B	0-3 K			0-3 K		4-0 BB		0-0 4-3	3	1	1	1	1	2	0					
Steve Bedrosian, R (8, 1)		0-0 2B	0-0 K			0-0 K		0-0 BB		0-0 4-3	0	0	0	0	0	0	0					
Milt Thompson, L OBP: 0.242, SLG: 0.253 Greg Gross, L OBP: 0.450, SLG: 0.375 (10, PH)		0-0 2B 2B	4-0 3B BB			0-0 4-3		0-0 F4		0-0 SH3-4 BB	3	2	1	1	2	0	1					
Steve Jeltz, S OBP: 0.345, SLG: 0.286 (1, 6)		0-0 1B 2B	0-0 3B BB			0-0 4-3		0-0 F4		0-0 SH3-4 BB	2	0	1	1	0	0	1					
Steve Carlton, L OBP: 0.241, SLG: 0.214 Tom Hume, R (3, 1)		0-0 1B	0-0 F5			0-3 K		0-0 F4		0-0 SH3-4 BB	1	0	0	0	0	1	0					
Kent Tekulve, R (6, 1)		0-0 1B	0-0 F5			0-0 K		0-0 F4		0-0 SH3-4 BB	0	0	0	0	0	0	0					
Darren Daulton, L OBP: 0.393, SLG: 0.486 (7, 2)		0-0 1B	0-0 F5			0-0 K		0-0 F4		0-0 SH3-4 BB	1	0	0	0	0	0	0					
Inning Stats	R: 2 E: 0 K: 4 S: 4	H: 2 LOB: 0 BB: 1 P: 8	R: 3 E: 0 K: 2 S: 12	H: 5 LOB: 2 BB: 0 P: 12	R: 3 E: 0 K: 2 S: 10	H: 3 LOB: 1 BB: 1 P: 14	R: 1 E: 0 K: 2 S: 4	H: 2 LOB: 0 BB: 0 P: 4	R: 0 E: 0 K: 2 S: 7	H: 0 LOB: 0 BB: 0 P: 7	R: 0 E: 0 K: 2 S: 4	H: 1 LOB: 1 BB: 0 P: 4	R: 0 E: 0 K: 0 S: 3	H: 0 LOB: 1 BB: 1 P: 7	R: 0 E: 0 K: 1 S: 5	H: 0 LOB: 0 BB: 0 P: 5	R: 0 E: 0 K: 1 S: 5	H: 0 LOB: 1 BB: 1 P: 9	1B: 4 2B: 6 3B: 2 HR: 2	SF: 0 SAC: 1 DP: 2 HBP: 0	WP: 0 PB: 0 SB: 1 CS: 0	PA: 47
PITCHER	IP WLS BF H R ER SO	BB IBB HBP BLK	WP HR S P	ERA WHIP	PITCHER	IP WLS BF H R ER SO	BB IBB HBP BLK	WP HR S P	ERA WHIP													
Joe Hesketh, L ERA: 7.14 (1, 1)	1.0 10 3 3 3 4 1 0 0 0	0 0 0 0 0 0 0 0 0 0	0 1 9 13	45.00 8.000	Tim Burke, R ERA: 2.03 (10, 1)	1.0 4 0 0 0 1	0 0 0 0 0 0	0 1 17 21	13.50 2.000													
Jeff Parrett, R ERA: 4.87 (2, 1)	2.0 10 3 3 3 4 1 0 0 0	0 0 0 0 0 0 0 0 0 0	0 1 11 11	4.50 1.000	Bert Roberge, R ERA: 6.0 (4, 1)	2.0 7 2 1 1 2 0 0 0 0	0 0 0 0 0 0 0 0 0 0	0 0 11 11	4.50 1.000													
Dan Schatzeder, L ERA: 2.82 (6, 1)	2.0 8 1 0 0 1 1 0 0 0	0 0 0 0 0 0 0 0 0 0	0 0 7 11	0.00 1.000	Jeff Reardon, R ERA: 2.75 (8, 1)	2.0 8 1 0 0 1 1 0 0 0	0 0 0 0 0 0 0 0 0 0	0 0 9 13	0.00 1.000													

Philadelphia Phillies @ Montreal Expos
Olympic Stadium, Montreal, QB
Fri Jun 06 1986, 7:05 PM EDT
Att. 18,325 - Unknown

AB	41
R	9
H	14
RBI	9
BB	5
SO	8
LOB	18



Batter	1	2	3	4	5	6	7	8	9	10	AB	R	H	RBI	BB	SO	LOB	BOTTOM				
Tim Raines, S OBP: 0.411, SLG: 0.487 (1, 7)	0-0 6-3	0-0 F7	0-0 2B			0-0 F7		0-0 F4		0-0 1B	6	0	2	3	0	0	6					
Mitch Webster, S OBP: 0.358, SLG: 0.429 (1, 8)	0-0 BB 1B E 1B		0-0 HR F6			0-0 L3		0-0 1B		4-0 FC6-4 IBB	5	2	3	3	1	0	1					
Andres Galaraga, R OBP: 0.355, SLG: 0.453 Tim Burke, R (10, 1)	0-0 E BB 1B		0-0 HR			0-0 1-3		0-0 F9 2B		0-0 FC6-4	6	1	4	1	0	0	3					
Tim Wallach, R OBP: 0.347, SLG: 0.511 (1, 5)	4-0 E BB		0-0 F8			0-0 1-3		0-0 F9		0-0 L6	5	1	1	1	1	0	2					
Jim Wohlford, R ERA: 5.94 Herm Winningham, L OBP: 0.323, SLG: 0.407 (8, 8)	0-0 E5		0-0 2B 1B			0-0 1-3		0-0 F8		0-0 FC4-6	4	1	1	1	0	0	3					
Vance Law, R OBP: 0.289, SLG: 0.313 (1, 4)	0-0 G5-4-3		0-0 BB 2B			4-0 G3 BB		0-0 4-3		0-3 K	4	1	1	1	1	1	4					
Mike Fitzgerald, R OBP: 0.313, SLG: 0.420 (1, 2)		0-3 K	4-0 BB 2B BB			0-0 F4		0-0 2B 1B		0-3 K	4	2	1	0	1	2	1					
Al Newman, S OBP: 0.342, SLG: 0.279 (1, 6)		0-0 WP 1B	4-0 2B BB			0-0 G3		0-0 1B 2B		0-0 F7	4	2	2	0	1	0	1					
Joe Hesketh, R Jeff Parrett, R Juan Samuel, R Steve Bedrosian, R Milt Thompson, L Greg Gross, L Steve Jeltz, S Steve Carlton, L Tom Hume, R Kent Tekulve, R Darren Daulton, L Cory Crossland, S	0-3 K	0-0 F5	4-0 BB 2B BB			4-0 BB		4-0 1B BB		4-0 1B BB	0	0	0	0	0	0	0					
Inning Stats	R: 1 E: 1 K: 0 S: 5	H: 2 LOB: 2 BB: 1 P: 9	R: 0 E: 0 K: 2 S: 8	H: 1 LOB: 1 BB: 0 P: 8	R: 0 E: 0 K: 0 S: 3	H: 0 LOB: 0 BB: 0 P: 3	R: 0 E: 0 K: 0 S: 3	H: 0 LOB: 2 BB: 2 P: 11	R: 0 E: 0 K: 0 S: 4	H: 1 LOB: 1 BB: 0 P: 4	R: 2 E: 0 K: 0 S: 5	H: 3 LOB: 2 BB: 1 P: 9	R: 0 E: 0 K: 1 S: 6	H: 1 LOB: 1 BB: 0 P: 6	R: 0 E: 0 K: 1 S: 6	H: 1 LOB: 3 BB: 2 P: 14	R: 1 E: 0 K: 0 S: 1	H: 1 LOB: 0 BB: 0 P: 1	1B: 8 2B: 4 3B: 0 HR: 3	SF: 0 SAC: 0 DP: 0 HBP: 0	WP: 1 PB: 0 SB: 1 CS: 0	PA: 49
PITCHER	IP WLS BF H R ER SO	BB IBB HBP BLK	WP HR S P	ERA WHIP	PITCHER	IP WLS BF H R ER SO	BB IBB HBP BLK	WP HR S P	ERA WHIP													
Steve Carlton, L ERA: 5.58 (1, 1)	2.1 13 2 0 0 0	2 0 0 0	1 2 18	27.00 4.286	Dave Rucker, L ERA: 3.8 (10, 1)	0.0 L 1 1 1 1	0 0 0 0	0 1 19	0.00 1.333													
Tom Hume, R ERA: 5.94 (3, 1)	3.0 13 2 0 0 0	2 0 0 0	0 0 11	18.00 2.000	Don Carman, L ERA: 4.68 (7, 1)	0.2 4 2 0 0 0	1 0 0 0	0 0 3 7	0.00 4.500													
Steve Bedrosian, R ERA: 3.75 (8, 1)	2.0 9 1 0 0 2	1 1 0 0	0 0 11	0.00 1.000																		

Philadelphia Phillies @ Montreal Expos
Olympic Stadium, Montreal, QB
Fri Jun 06 1986, 7:05 PM EDT
Att. 18,325 - Unknown

AB	41
R	10
H	15
RBI	10
BB	8
SO	4
LOB	26



Batter	1	2	3	4	5	6	7	8	9	AB	R	H	RBI	BB	SO	LOB	TOP										
Jeff Stone, L (1, 7) <small>OBP: 0.309, SLG: 0.359</small> Milt Thompson, L (8, 8) <small>OBP: 0.242, SLG: 0.253</small>	0-3 K		0-3 K			0-0 F8		0-0 4-3		4	0	0	0	0	2	1											
Ron Roenicke, S (1, 8) <small>OBP: 0.370, SLG: 0.400</small>	0-0 1-3			0-0 L5-3 1B			0-0 1B 2B	0-0 F8		4	1	2	0	0	0	0											
Juan Samuel, R (1, 4) <small>OBP: 0.331, SLG: 0.433</small>	0-0 6-3			0-0 L5-3 1-2			0-0 2-H 1B CS	0-0 1-3		4	0	1	1	0	0	1											
Mike Schmidt, R (1, 5) <small>OBP: 0.393, SLG: 0.546</small>		0-0 6-3		0-3 K			4-0 1-2 1B PB BB	0-0 3B		3	1	1	0	1	1	0											
Von Hayes, L (1, 3) <small>OBP: 0.390, SLG: 0.445</small>		0-0 F6			0-0 F8		4-0 1-2 1B E BB	0-0 F5		3	1	0	0	1	0	1											
Glenn Wilson, R (1, 9) <small>OBP: 0.284, SLG: 0.346</small>		0-0 4-3			0-0 6-3		0-0 1-H 2-H 1B E7	0-3 K		4	0	1	1	0	1	1											
Darren Daulton, L (1, 2) <small>OBP: 0.396, SLG: 0.481</small>			0-0 SH1-4 1B		0-0 F4		0-3 K	4-0 IBB		3	0	1	0	1	1	1											
Steve Jeltz, S (1, 6) <small>OBP: 0.348, SLG: 0.282</small>			0-0 F7			0-0 3-1	4-0 IBB	4-0 IBB		2	0	0	0	2	0	1											
Shane Rawley, R (1, 1) <small>OBP: 0.188, SLG: 0.161</small>			0-0 SH1-4 1-2			0-0 1-6-3	0-0 F3	0-0 5-3		3	0	0	0	0	0	5											
Inning Stats	R: 0 E: 0 K: 1 S: 5	H: 0 LOB: 0 BB: 0 P: 5	R: 0 E: 0 K: 0 S: 3	H: 0 LOB: 0 BB: 0 P: 3	R: 0 E: 0 K: 1 S: 6	H: 1 LOB: 1 BB: 0 P: 6	R: 0 E: 0 K: 1 S: 5	H: 1 LOB: 0 BB: 0 P: 5	R: 0 E: 0 K: 0 S: 3	H: 0 LOB: 0 BB: 0 P: 3	R: 3 E: 1 K: 1 S: 7	H: 3 LOB: 2 BB: 3 P: 19	R: 0 E: 0 K: 1 S: 6	H: 0 LOB: 0 BB: 0 P: 3	R: 0 E: 0 K: 1 S: 6	H: 1 LOB: 3 BB: 2 P: 14	1B: 4 2B: 2 3B: 1 HR: 0	SF: 0 SAC: 1 DP: 1 HBP: 0	WP: 0 PB: 1 SB: 0 CS: 1	PA: 36							
PITCHER	IP	WLS	BF	H	R	ER	SO	BB	IBB	HBP	BLK	WP	HR	S	P	ERA	WHIP										
Andy McGaffigan, R (1, 1) <small>ERA: 3.59</small>	7.0	L	27	5	3	2	4	2	1	0	0	0	0	32	44	2.57	1.000										
Tim Burke, R (8, 1) <small>ERA: 1.94</small>	2.0		9	1	0	0	1	0	2	0	0	0	0	9	17	0.00	0.500										

Philadelphia Phillies @ Montreal Expos
Olympic Stadium, Montreal, QB
Sat Jun 07 1986, 7:05 PM EDT
Att: 20,486 - Unknown

AB 30
R 3
H 6
RBI 2
BB 5
SO 5
LOB 11



Batter	1	2	3	4	5	6	7	8	9	AB	R	H	RBI	BB	SO	LOB	BOTTOM										
Tim Raines, S (1, 7) <small>OBP: 0.404, SLG: 0.477</small>	0-0 F4	0-0 F9			0-0 6-3			0-0 6-3		4	0	0	0	0	0	3											
Mitch Webster, S (1, 8) <small>OBP: 0.355, SLG: 0.421</small>	4-0 FC6-4 BB		0-0 F8		0-0 5-3			0-0 F7		3	0	0	0	1	0	1											
Andres Galarraga, R (1, 3) <small>OBP: 0.346, SLG: 0.441</small>	0-0 FC6-4 1-2 FC5-4		0-0 4-3			0-3 K		0-0 6-3		4	0	0	0	0	1	1											
Hubie Brooks, R (1, 6) <small>OBP: 0.378, SLG: 0.639</small>	0-0 FC5-4 1-2		0-0 1B			0-0 F7		0-0 F7		4	0	1	0	0	0	1											
Tim Wallach, R (1, 5) <small>OBP: 0.345, SLG: 0.505</small>		0-0 F7		0-0 G5-4-3 1B		0-0 F8		0-0 6-3		4	0	1	0	0	0	0											
Jim Welford, R (1, 9) <small>OBP: 0.231, SLG: 0.289</small>		4-0 1B BB		0-0 F8			0-0 1B	0-0 5-3		3	1	1	0	1	0	1											
Vance Law, R (1, 4) <small>OBP: 0.290, SLG: 0.313</small>		0-0 FC1-6 1-3 1B		0-0 G5-4-3 1-2			0-0 F9			3	0	1	0	0	0	2											
Mike Fitzgerald, R (1, 2) <small>OBP: 0.324, SLG: 0.429</small>		0-0 FC1-6 1-2 3-H 1B		0-0 SH3-4 1B			0-0 F9			3	0	2	1	0	0	1											
Andy McGaffigan, R (1, 1) Jason Thompson, L (7, PH) Tim Burke, R (8, 1)		0-0 FC1-6 1-2 2-3		0-0 SH3-4 1-2			0-0 1-3			1	0	0	0	0	0	2											
Inning Stats	R: 0 E: 0 K: 0 S: 3	H: 0 LOB: 1 BB: 1 P: 7	R: 1 E: 0 K: 0 S: 5	H: 2 LOB: 2 BB: 1 P: 9	R: 0 E: 0 K: 0 S: 3	H: 1 LOB: 0 BB: 0 P: 3	R: 0 E: 0 K: 0 S: 3	H: 1 LOB: 1 BB: 0 P: 3	R: 0 E: 0 K: 1 S: 5	H: 0 LOB: 0 BB: 0 P: 5	R: 0 E: 0 K: 0 S: 4	H: 1 LOB: 1 BB: 0 P: 4	R: 0 E: 0 K: 0 S: 3	H: 0 LOB: 0 BB: 0 P: 3	R: 0 E: 0 K: 0 S: 3	H: 0 LOB: 0 BB: 0 P: 3	1B: 6 2B: 0 3B: 0 HR: 0	SF: 0 SAC: 1 DP: 1 HBP: 0	WP: 0 PB: 0 SB: 0 CS: 0	PA: 33							
PITCHER	IP	WLS	BF	H	R	ER	SO	BB	IBB	HBP	BLK	WP	HR	S	P	ERA	WHIP										
Shane Rawley, L (1, 1) <small>ERA: 3.0</small>	9.0	W	33	6	1	1	1	2	0	0	0	0	0	33	41	1.00	0.889										

Philadelphia Phillies @ Montreal Expos
Olympic Stadium, Montreal, QB
Sat Jun 07 1986, 7:05 PM EDT
Att: 20,486 - Unknown

AB 30
R 1
H 6
RBI 1
BB 2
SO 1
LOB 13



Batter	1	2	3	4	5	6	7	8	9	AB	R	H	RBI	BB	SO	LOB	TOP				
Jeff Stone, L OBP: 0.333, SLG: 0.354 (1, 7)										1	0	0	0	3	1	2	Philadelphia Phillies @ Montreal Expos Olympic Stadium, Montreal, QB Sun Jun 08 1986, 3:33 AM EDT Att: 20,743 - Unknown				
Ron Roenicke, S OBP: 0.377, SLG: 0.388 (1, 8)										2	0	0	0	2	0	2					
Juan Samuel, R OBP: 0.323, SLG: 0.421 Luis Aguayo, R OBP: 0.221, SLG: 0.286 (1, 4) (8, 4)										4	0	0	0	0	2	5					
Mike Schmidt, R OBP: 0.386, SLG: 0.534 Rick Schu, R OBP: 0.308, SLG: 0.377 (1, 5) (8, 5)										4	0	0	0	0	1	4					
Von Hayes, L OBP: 0.382, SLG: 0.435 (1, 3)										4	0	0	0	0	0	2					
Glenn Wilson, R OBP: 0.283, SLG: 0.344 (1, 9)										4	0	1	0	0	0	0					
Darren Daulton, L OBP: 0.392, SLG: 0.468 (1, 2)										3	0	0	0	1	2	1					
Steve Jeltz, S OBP: 0.343, SLG: 0.276 Dave Rucker, L OBP: 0.450, SLG: 0.375 (1, 6) (7, 1) (8, 1)										3	0	0	0	0	1	2					
Mike Maddux, L OBP: 0.241, SLG: 0.252 Milt Thompson, L OBP: 0.241, SLG: 0.252 Tom Hume, R OBP: 0.450, SLG: 0.375 (1, 1) (5, PH) (5, 1) (7, PH) (7, 6)										0	0	0	0	1	0	0					
Inning Stats	R: 0 E: 0 K: 1 S: 5	H: 0 LOB: 2 BB: 2 P: 13	R: 0 E: 0 K: 2 S: 7	H: 0 LOB: 2 BB: 2 P: 15	R: 0 E: 0 K: 1 S: 4	H: 0 LOB: 1 BB: 1 P: 8	R: 0 E: 0 K: 1 S: 6	H: 1 LOB: 1 BB: 0 P: 6	R: 0 E: 0 K: 0 S: 3	H: 0 LOB: 0 BB: 0 P: 3	R: 0 E: 0 K: 1 S: 5	H: 0 LOB: 0 BB: 0 P: 5	R: 0 E: 0 K: 1 S: 5	H: 0 LOB: 1 BB: 1 P: 9	R: 0 E: 0 K: 1 S: 5	H: 0 LOB: 0 BB: 0 P: 5		1B: 1 2B: 0 3B: 0 HR: 0	SF: 0 SAC: 0 DP: 1 HBP: 0	WP: 1 PB: 0 SB: 2 CS: 0	PA: 34
PITCHER Floyd Youmans, R ERA: 5.1 (1, 1)	IP: 9.0 WLS: W BF: 34	H: 1 R: 0 ER: 0 SO: 8	BB: 7 IBB: 0 HBP: 0 BLK: 0	WP: 1 HR: 0 S: 43 P: 71	ERA: 0.00 WHIP: 0.889	PITCHER										IP: 9.0 WLS: W BF: 34		H: 1 R: 0 ER: 0 SO: 8	BB: 7 IBB: 0 HBP: 0 BLK: 0	WP: 1 HR: 0 S: 43 P: 71	ERA: 0.00 WHIP: 0.889

Batter	1	2	3	4	5	6	7	8	9	AB	R	H	RBI	BB	SO	LOB	BOTTOM				
Tim Raines, S OBP: 0.408, SLG: 0.500 (1, 7)										5	3	3	4	0	0	0	Philadelphia Phillies @ Montreal Expos Olympic Stadium, Montreal, QB Sun Jun 08 1986, 3:33 AM EDT Att: 20,743 - Unknown				
Mitch Webster, S OBP: 0.361, SLG: 0.416 (1, 9)										2	2	0	0	3	0	1					
Andres Galarraga, R OBP: 0.354, SLG: 0.449 (1, 3)										4	1	2	2	1	0	1					
Hubie Brooks, R OBP: 0.383, SLG: 0.655 Casey Candaele, S OBP: 0.500, SLG: 0.687 (1, 6) (7, 4)										2	1	1	2	1	0	0					
Tim Wallach, R OBP: 0.338, SLG: 0.495 Vance Law, R OBP: 0.293, SLG: 0.313 (1, 5) (8, 5)										4	0	0	0	0	0	3					
Herm Winningham, L OBP: 0.316, SLG: 0.395 (1, 8)										5	1	1	0	0	2	3					
Al Newman, S OBP: 0.349, SLG: 0.282 (1, 4) (7, 6)										3	2	1	0	1	0	0					
Mike Fitzgerald, R OBP: 0.321, SLG: 0.415 (1, 2)										3	1	0	0	1	1	1					
Floyd Youmans, R OBP: 0.200, SLG: 0.227 (1, 1)										4	1	1	2	0	1	3					
Inning Stats	R: 2 E: 0 K: 0 S: 4	H: 1 LOB: 0 BB: 1 P: 8	R: 2 E: 0 K: 1 S: 6	H: 1 LOB: 0 BB: 1 P: 10	R: 0 E: 0 K: 0 S: 3	H: 0 LOB: 0 BB: 0 P: 3	R: 0 E: 0 K: 0 S: 3	H: 0 LOB: 0 BB: 0 P: 3	R: 2 E: 0 K: 0 S: 5	H: 2 LOB: 2 BB: 2 P: 13	R: 0 E: 0 K: 1 S: 5	H: 0 LOB: 0 BB: 0 P: 5	R: 2 E: 1 K: 0 S: 5	H: 2 LOB: 1 BB: 1 P: 9	R: 4 E: 0 K: 3 S: 13	H: 4 LOB: 3 BB: 3 P: 25		1B: 4 2B: 3 3B: 0 HR: 3	SF: 0 SAC: 0 DP: 0 HBP: 0	WP: 0 PB: 0 SB: 4 CS: 0	PA: 42
PITCHER Mike Maddux, R ERA: 15.19 Tom Hume, R ERA: 6.0 Dave Rucker, L ERA: 5.76 Greg Gross, L ERA: (1, 1) (5, 1) (7, 1) (8, 1)	IP: 4.0 WLS: L BF: 16	H: 2 R: 4 ER: 4 SO: 1	BB: 2 IBB: 0 HBP: 0 BLK: 0	WP: 0 HR: 2 S: 16 P: 24	ERA: 9.00 WHIP: 1.000	PITCHER										IP: 4.0 WLS: L BF: 16		H: 2 R: 4 ER: 4 SO: 1	BB: 2 IBB: 0 HBP: 0 BLK: 0	WP: 0 HR: 2 S: 16 P: 24	ERA: 9.00 WHIP: 1.000

Batter	1	2	3	4	5	6	7	8	9	10	AB	R	H	RBI	BB	SO	LOB	TOP	
Jeff Stone, L OBP: 0.316, SLG: 0.333 Rick Schu, R OBP: 0.305, SLG: 0.374 Don Carman, L (9, 1) Tom Foley, L OBP: 0.545, SLG: 0.556 (10, 6)	G3		FC6-4		F7			5-3	F8		4	0	0	0	0	0	2		
Ron Roenicke, S OBP: 0.354, SLG: 0.361 (9, 7)	F1		K		4-3			5-3	F8		5	0	0	0	0	1	3		
Juan Samuel, R OBP: 0.319, SLG: 0.420 (1, 4)	K		F9		P3			1B 2B		E5 1B S	5	1	1	0	0	1	2		
Mike Schmidt, R OBP: 0.391, SLG: 0.533 (1, 5)		L7		E SF7 1B		F8		1B 1B IBB		1B 1B FC6-2-5	4	2	2	0	1	0	0		
Von Hayes, L OBP: 0.363, SLG: 0.435 (1, 3)				3-1		F8		1B		FC6-2-5 1B	5	0	2	1	0	0	3		
Glenn Wilson, R OBP: 0.258, SLG: 0.345 (1, 9)				E6		K		1B		1B	5	0	2	1	0	2	2		
Darren Daulton, L OBP: 0.397, SLG: 0.473 Luis Aguayo, R OBP: 0.218, SLG: 0.282 John Russell, R OBP: 0.329, SLG: 0.448 (8, 2)				SF7				G4-6-3 1B		K	1	0	1	1	1	0	0		
Steve Jeltz, S OBP: 0.339, SLG: 0.269 Steve Bedrosian, R (10, 1)				G3				G4-6-3 1B		F3	1	0	0	0	0	1	3		
Kevin Gross, R OBP: 0.167, SLG: 0.207 Milt Thompson, L OBP: 0.239, SLG: 0.250 (9, 8)				FC6-4 BB		4-3 2B		K		FC1-6 BB	2	0	1	0	1	1	0		
Inning Stats	R: 0 E: 0 K: 1 S: 5	H: 0 LOB: 0 BB: 0 P: 5	R: 0 E: 0 K: 1 S: 6	H: 1 LOB: 2 BB: 1 P: 10	R: 0 E: 0 K: 1 S: 5	H: 0 LOB: 1 BB: 1 P: 9	R: 1 E: 1 K: 0 S: 5	H: 1 LOB: 1 BB: 0 P: 5	R: 0 E: 0 K: 1 S: 5	H: 1 LOB: 0 BB: 0 P: 5	R: 1 E: 0 K: 1 S: 8	H: 3 LOB: 3 BB: 1 P: 12	R: 0 E: 0 K: 0 S: 3	H: 0 LOB: 1 BB: 1 P: 7	R: 1 E: 1 K: 1 S: 6	H: 2 LOB: 2 BB: 0 P: 6	1B: 7 2B: 2 3B: 0 HR: 0	SF: 1 SAC: 0 DP: 1 HBP: 0	WP: 0 PA: 44
PITCHER	IP WLS BF H R ER SO BB IBB HBP BLK WP HR S P ERA WHIP	IP WLS BF H R ER SO BB IBB HBP BLK WP HR S P ERA WHIP	IP WLS BF H R ER SO BB IBB HBP BLK WP HR S P ERA WHIP	IP WLS BF H R ER SO BB IBB HBP BLK WP HR S P ERA WHIP	IP WLS BF H R ER SO BB IBB HBP BLK WP HR S P ERA WHIP	IP WLS BF H R ER SO BB IBB HBP BLK WP HR S P ERA WHIP	IP WLS BF H R ER SO BB IBB HBP BLK WP HR S P ERA WHIP	IP WLS BF H R ER SO BB IBB HBP BLK WP HR S P ERA WHIP	IP WLS BF H R ER SO BB IBB HBP BLK WP HR S P ERA WHIP	IP WLS BF H R ER SO BB IBB HBP BLK WP HR S P ERA WHIP	IP WLS BF H R ER SO BB IBB HBP BLK WP HR S P ERA WHIP	IP WLS BF H R ER SO BB IBB HBP BLK WP HR S P ERA WHIP	IP WLS BF H R ER SO BB IBB HBP BLK WP HR S P ERA WHIP	IP WLS BF H R ER SO BB IBB HBP BLK WP HR S P ERA WHIP	IP WLS BF H R ER SO BB IBB HBP BLK WP HR S P ERA WHIP	IP WLS BF H R ER SO BB IBB HBP BLK WP HR S P ERA WHIP	IP WLS BF H R ER SO BB IBB HBP BLK WP HR S P ERA WHIP	IP WLS BF H R ER SO BB IBB HBP BLK WP HR S P ERA WHIP	IP WLS BF H R ER SO BB IBB HBP BLK WP HR S P ERA WHIP
Rick Anderson, R ERA: 1.8 Jesse Orosco, L ERA: 1.8 Doug Sisk, R ERA: 1.86	7.0 2.0 1.0	27 11 6	4 3 2	1 1 0	0 1 0	5 1 0	2 1 0	0 0 0	0 0 0	0 0 0	0 0 0	0 0 0	0 0 0	0 0 0	0 0 0	0 0 0	0 0 0	0.00 4.50 0.00	0.857 2.000 2.000

Philadelphia Phillies @ New York Mets
Shea Stadium, Flushing, NY
Mon Jun 09 1986, 7:05 PM EDT
Att: 26,050 - Unknown

AB 39
R 3
H 9
RBI 3
BB 4
SO 6
LOB 25



Batter	1	2	3	4	5	6	7	8	9	10	AB	R	H	RBI	BB	SO	LOB	BOTTOM					
Lenny Dykstra, L OBP: 0.388, SLG: 0.418 Doug Sisk, R (10, 1)	FC1-5 2B		5-3 BB			1B SF7 1B					4	1	4	0	1	0	0						
Wally Backman, S OBP: 0.353, SLG: 0.391 Tim Teufel, R OBP: 0.308, SLG: 0.340 (10, 4)	FC1-5 BB 1B		5-3			BB BB 1B		3-1		F2	4	1	1	0	0	0	3						
Keith Hernandez, L OBP: 0.416, SLG: 0.439 (1, 3)						1B BB					3	0	0	0	2	2	1						
Darryl Strawberry, L OBP: 0.376, SLG: 0.516 (1, 9)						1B BB					4	0	3	1	0	0	0						
Gary Carter, R OBP: 0.325, SLG: 0.404 (1, 2)						1B BB					5	0	0	0	0	0	6						
Danny Heep, L OBP: 0.391, SLG: 0.487 (1, 7)						1B BB					3	0	0	0	2	1	1						
Ray Knight, R OBP: 0.381, SLG: 0.525 (1, 5)						1B BB					4	0	1	1	0	0	2						
Kevin Mitchell, R OBP: 0.348, SLG: 0.500 Jesse Orosco, R (8, 1)						1B					3	0	0	0	0	1	0						
Mookie Wilson, S OBP: 0.350, SLG: 0.451 (10, 8)											0	0	0	0	0	0	0						
Rick Anderson, R (1, 1)											1	0	0	0	0	1	0						
Rafael Santana, R OBP: 0.216, SLG: 0.184 (8, 6)											2	0	0	0	0	2	0						
Inning Stats	R: 0 E: 0 K: 0 S: 4	H: 2 LOB: 2 BB: 1 P: 8	R: 0 E: 0 K: 1 S: 5	H: 0 LOB: 0 BB: 0 P: 5	R: 0 E: 0 K: 2 S: 7	H: 0 LOB: 1 BB: 1 P: 11	R: 0 E: 0 K: 0 S: 3	H: 0 LOB: 0 BB: 0 P: 3	R: 0 E: 0 K: 1 S: 5	H: 0 LOB: 0 BB: 0 P: 5	R: 2 E: 0 K: 0 S: 5	H: 3 LOB: 2 BB: 2 P: 13	R: 0 E: 0 K: 0 S: 4	H: 1 LOB: 1 BB: 0 P: 4	R: 0 E: 0 K: 1 S: 6	H: 1 LOB: 2 BB: 1 P: 10	R: 0 E: 0 K: 1 S: 6	H: 1 LOB: 1 BB: 0 P: 6	R: 0 E: 0 K: 1 S: 6	H: 1 LOB: 1 BB: 0 P: 6	1B: 6 2B: 3 3B: 0 HR: 0	SF: 1 SAC: 0 DP: 0 HBP: 0	WP: 0 PA: 42
PITCHER	IP WLS BF H R ER SO BB IBB HBP BLK WP HR S P ERA WHIP	IP WLS BF H R ER SO BB IBB HBP BLK WP HR S P ERA WHIP	IP WLS BF H R ER SO BB IBB HBP BLK WP HR S P ERA WHIP	IP WLS BF H R ER SO BB IBB HBP BLK WP HR S P ERA WHIP	IP WLS BF H R ER SO BB IBB HBP BLK WP HR S P ERA WHIP	IP WLS BF H R ER SO BB IBB HBP BLK WP HR S P ERA WHIP	IP WLS BF H R ER SO BB IBB HBP BLK WP HR S P ERA WHIP	IP WLS BF H R ER SO BB IBB HBP BLK WP HR S P ERA WHIP	IP WLS BF H R ER SO BB IBB HBP BLK WP HR S P ERA WHIP	IP WLS BF H R ER SO BB IBB HBP BLK WP HR S P ERA WHIP	IP WLS BF H R ER SO BB IBB HBP BLK WP HR S P ERA WHIP	IP WLS BF H R ER SO BB IBB HBP BLK WP HR S P ERA WHIP	IP WLS BF H R ER SO BB IBB HBP BLK WP HR S P ERA WHIP	IP WLS BF H R ER SO BB IBB HBP BLK WP HR S P ERA WHIP	IP WLS BF H R ER SO BB IBB HBP BLK WP HR S P ERA WHIP	IP WLS BF H R ER SO BB IBB HBP BLK WP HR S P ERA WHIP	IP WLS BF H R ER SO BB IBB HBP BLK WP HR S P ERA WHIP	IP WLS BF H R ER SO BB IBB HBP BLK WP HR S P ERA WHIP	IP WLS BF H R ER SO BB IBB HBP BLK WP HR S P ERA WHIP	IP WLS BF H R ER SO BB IBB HBP BLK WP HR S P ERA WHIP			
Kevin Gross, R ERA: 4.34 Don Carman, L ERA: 4.44 Steve Bedrosian, R ERA: 3.67	8.0 1.1 0.2	34 6 2	7 2 0	2 0 0	2 1 0	5 0 0	4 0 0	0 0 0	0 0 0	0 0 0	0 0 0	0 0 0	0 0 0	0 0 0	0 0 0	0 0 0	0 0 0	2.25 0.00 0.00	1.375 1.500 0.000				

Philadelphia Phillies @ New York Mets
Shea Stadium, Flushing, NY
Mon Jun 09 1986, 7:05 PM EDT
Att: 26,050 - Unknown

AB 36
R 2
H 9
RBI 2
BB 5
SO 7
LOB 14



Batter	1	2	3	4	5	6	7	8	9	10	11	AB	R	H	RBI	BB	SO	LOB	TOP					
Jeff Stone, L OBP: 0.321, SLG: 0.329	(1, 7) BB E		(1, 0) 0-0 1B	(0, 3) 0-3 K		(1, 0) 0-0 6-3		(0, 3) 0-3 K		(0, 3) 0-3 K		4	1	1	0	1	2	2						
Steve Bedrosian, R OBP: 0.364, SLG: 0.364	(8, 1) BB E		(1, 0) 0-0 1B									0	0	0	0	0	0	0						
Randy Lerch, L OBP: 0.364, SLG: 0.364	(10, 1) BB E		(1, 0) 0-0 1B									1	0	0	0	0	1	0						
Tom Hume, R OBP: 0.325, SLG: 0.423	(11, 1) BB E		(1, 0) 0-0 1B									0	0	0	0	0	0	0						
Ron Roenicke, S OBP: 0.364, SLG: 0.364	(1, 8) X F7		(1, 0) 0-0 1B									5	0	2	1	1	0	1						
Juan Samuel, R OBP: 0.325, SLG: 0.423	(1, 4) X E		(1, 0) 0-0 1B									6	1	3	2	0	1	2						
Glenn Wilson, R OBP: 0.283, SLG: 0.340	(1, 9) X E6		(1, 0) 0-0 F9									6	0	1	0	0	0	5						
Von Hayes, L OBP: 0.377, SLG: 0.426	(1, 3) X F6		(1, 0) 0-0 FC									4	0	0	1	1	0	3						
John Russell, R OBP: 0.325, SLG: 0.429	(1, 2) S K		(1, 0) 0-0 FC									3	0	0	0	1	2	6						
Don Carman, L OBP: 0.238, SLG: 0.248	(7, 1) S K		(1, 2) 1-2 K									0	0	0	0	0	0	0						
Milt Thompson, L OBP: 0.238, SLG: 0.248	(8, 8) S K		(1, 2) 1-2 K									1	0	0	0	0	0	0						
Rick Schu, R OBP: 0.301, SLG: 0.360	(1, 5) X F9		(1, 0) 0-0 F7									4	0	0	0	0	0	5						
Steve Jeltz, S OBP: 0.342, SLG: 0.266	(1, 6) S K		(1, 0) 0-0 K									2	1	0	0	2	1	1						
Greg Gross, L OBP: 0.450, SLG: 0.375	(9, PH) S K		(1, 0) 0-0 K									0	0	0	0	0	0	0						
Mike Schmidt, R OBP: 0.389, SLG: 0.530	(9, PH) S K		(1, 0) 0-0 K									1	0	0	0	0	0	2						
Tom Foley, L OBP: 0.545, SLG: 0.556	(9, 6) S K		(1, 0) 0-0 K									0	0	0	0	0	0	0						
Charles Hudson, S OBP: 0.395, SLG: 0.469	(1, 1) X F7		(1, 0) 0-0 F7									3	1	0	0	0	0	1						
Kent Tekulve, R OBP: 0.395, SLG: 0.469	(6, 1) X F7		(1, 2) 1-2 K									0	0	0	0	0	0	0						
Darren Daulton, L OBP: 0.395, SLG: 0.469	(7, 2) X F7		(1, 2) 1-2 K									1	0	0	0	0	0	0						
Inning Stats	R: 0 E: 1 K: 1 S: 7	H: 1 LOB: 3 BB: 1 P: 11	R: 0 E: 0 K: 1 S: 5	H: 0 LOB: 0 BB: 0 P: 5	R: 1 E: 0 K: 1 S: 6	H: 2 LOB: 3 BB: 1 P: 10	R: 1 E: 0 K: 1 S: 6	H: 1 LOB: 2 BB: 2 P: 14	R: 0 E: 0 K: 0 S: 3	H: 0 LOB: 0 BB: 0 P: 3	R: 1 E: 0 K: 1 S: 7	H: 2 LOB: 1 BB: 1 P: 7	R: 1 E: 0 K: 1 S: 6	H: 1 LOB: 1 BB: 1 P: 10	R: 0 E: 1 K: 0 S: 4	H: 0 LOB: 2 BB: 0 P: 5	R: 0 E: 0 K: 1 S: 5	H: 0 LOB: 0 BB: 0 P: 5	R: 0 E: 0 K: 1 S: 5	H: 0 LOB: 0 BB: 0 P: 5	1B: 7 2B: 0 3B: 0 HR: 0	SF: 1 SAC: 1 DP: 0 HBP: 1	WP: 1 PB: 0 SB: 2 CS: 0	PA: 50
PITCHER	IP ERA WLS BF H R ER SO BB IBB HBP BLK WP HR S P ERA WHIP	7.2 2.53 1.0 5 0 0 0 0 0 0 0 0 0 1 0 4 5 0.00 1.696	1.0 1.69 0.1 1 0 0 0 0 0 0 0 0 0 0 0 1 1 0.00 0.000	2.0 1.78 W 6 0 0 0 2 0 0 0 0 0 0 0 10 10 0.00 0.000	PITCHER										IP ERA WLS BF H R ER SO BB IBB HBP BLK WP HR S P ERA WHIP	0.0 4.70 0.0 42 0 4 5 0.00 1.696								

Philadelphia Phillies @ New York Mets
Shea Stadium, Flushing, NY
Tue Jun 10 1986, 7:05 PM EDT
Att: 27,472 - Unknown

AB 41
R 4
H 7
RBI 4
BB 6
SO 7
LOB 28



Batter	1	2	3	4	5	6	7	8	9	10	11	AB	R	H	RBI	BB	SO	LOB	BOTTOM							
Lenny Dykstra, L OBP: 0.398, SLG: 0.421	(1, 8) BB 1-3		(1, 0) 0-0 G3									4	1	2	0	2	1	0								
Wally Backman, S OBP: 0.349, SLG: 0.383	(1, 4) X 1-3		(1, 0) 0-0 4-3									5	0	1	0	0	0	3								
Tim Teufel, R OBP: 0.314, SLG: 0.374	(11, PH) X 1-2		(1, 0) 0-0 4-3									1	1	1	4	0	0	0								
Keith Hernandez, L OBP: 0.407, SLG: 0.429	(1, 3) X 1-3		(1, 0) 0-0 6-3									5	0	0	0	0	0	5								
Darryl Strawberry, L OBP: 0.378, SLG: 0.516	(1, 9) S K		(1, 0) 0-0 6-3									4	2	1	0	1	1	1								
Gary Carter, R OBP: 0.332, SLG: 0.443	(1, 2) X F5		(1, 0) 0-0 F5									5	2	3	4	0	0	0								
George Foster, R OBP: 0.346, SLG: 0.526	(1, 7) S K		(1, 0) 0-0 K									3	0	1	0	0	2	1								
Mookie Wilson, S OBP: 0.343, SLG: 0.441	(7, 7) S K		(1, 0) 0-0 K									2	0	0	0	0	1	0								
Ray Knight, R OBP: 0.381, SLG: 0.522	(1, 5) X 1B		(1, 0) 0-0 FC5-4									5	1	2	0	0	0	2								
Kevin Mitchell, R OBP: 0.347, SLG: 0.495	(1, 6) S K		(1, 0) 0-0 K									3	0	1	0	0	1	1								
Rafael Santana, R OBP: 0.213, SLG: 0.181	(7, 6) S K		(1, 0) 0-0 K									2	0	0	0	0	0	1								
Bob Ojeda, L OBP: 0.340, SLG: 0.107	(1, 1) S K		(1, 0) 0-0 K									3	0	0	0	0	2	1								
Doug Sisk, R OBP: 0.340, SLG: 0.107	(8, 1) S K		(1, 0) 0-0 K									0	0	0	0	0	0	0								
Danny Heep, L OBP: 0.298, SLG: 0.487	(9, PH) S K		(1, 0) 0-0 K									0	0	0	0	1	0	0								
Roger McDowell, L OBP: 0.298, SLG: 0.487	(10, 1) S K		(1, 0) 0-0 K									0	0	0	0	0	0	0								
Barry Lyons, R OBP: 0.298, SLG: 0.487	(11, PH) S K		(1, 0) 0-0 K									0	1	0	0	1	0	0								
Inning Stats	R: 0 E: 0 K: 1 S: 5	H: 0 LOB: 1 BB: 1 P: 9	R: 0 E: 0 K: 2 S: 8	H: 1 LOB: 1 BB: 0 P: 8	R: 0 E: 0 K: 1 S: 5	H: 0 LOB: 0 BB: 0 P: 5	R: 1 E: 0 K: 1 S: 7	H: 2 LOB: 1 BB: 0 P: 7	R: 0 E: 0 K: 0 S: 5	H: 2 LOB: 2 BB: 0 P: 5	R: 2 E: 0 K: 1 S: 7	H: 3 LOB: 1 BB: 1 P: 11	R: 0 E: 0 K: 1 S: 5	H: 0 LOB: 0 BB: 0 P: 5	R: 1 E: 0 K: 1 S: 6	H: 1 LOB: 0 BB: 0 P: 6	R: 0 E: 0 K: 0 S: 4	H: 1 LOB: 2 BB: 1 P: 8	R: 0 E: 0 K: 0 S: 3	H: 0 LOB: 0 BB: 0 P: 3	R: 4 E: 0 K: 0 S: 3	H: 2 LOB: 0 BB: 2 P: 11	1B: 8 2B: 1 3B: 0 HR: 3	SF: 0 SAC: 0 DP: 0 HBP: 0	WP: 0 PB: 0 SB: 0 CS: 0	PA: 47
PITCHER	IP ERA WLS BF H R ER SO BB IBB HBP BLK WP HR S P ERA WHIP	5.0 3.88 1.0 3 1 0 0 1 0 0 0 0 0 0 6 6 0.00 1.800	1.1 2.79 1.1 4 0 0 0 1 0 0 0 0 0 0 6 6 0.00 0.000	1.2 3.77 L 7 1 3 3 0 1 1 0 0 0 0 5 13 5.40 1.800	1.1 2.25 L 7 1 3 3 0 1 1 0 0 0 0 5 13 20.25 1.500	PITCHER										IP ERA WLS BF H R ER SO BB IBB HBP BLK WP HR S P ERA WHIP	0.0 6.6 0.0 1 1 1 1 0 0 0 0 0 0 1 1 1 1 0.00 1.800									

Philadelphia Phillies @ New York Mets
Shea Stadium, Flushing, NY
Tue Jun 10 1986, 7:05 PM EDT
Att: 27,472 - Unknown

AB 42
R 8
H 12
RBI 8
BB 5
SO 8
LOB 15



Batter	1	2	3	4	5	6	7	8	9	AB	R	H	RBI	BB	SO	LOB	TOP			
Jeff Stone, L (1, 7) <small>OBP: 0.318, SLG: 0.316</small> Luis Aguayo, R (9, PH) <small>OBP: 0.215, SLG: 0.278</small>	F8			K			6-3		G5-3	3	0	0	0	0	1	2				
Ron Roenicke, S (1, 8) <small>OBP: 0.374, SLG: 0.388</small>	F9		SH1-3							3	0	2	1	0	0	0				
Juan Samuel, R (1, 4) <small>OBP: 0.318, SLG: 0.413</small>	K		K				1B			4	0	0	0	0	3	4				
Glenn Wilson, R (1, 9) <small>OBP: 0.282, SLG: 0.338</small>		6-3								4	1	1	0	0	2	0				
Von Hayes, L (1, 3) <small>OBP: 0.379, SLG: 0.442</small>		3-1								4	1	2	2	0	0	0				
Darren Daulton, L (1, 2) <small>OBP: 0.391, SLG: 0.457</small>		G3								3	0	0	0	1	0	1				
Rick Schu, R (1, 5) <small>OBP: 0.364, SLG: 0.363</small> Greg Gross, L (9, PH) <small>OBP: 0.439, SLG: 0.364</small>			HBP	E3					F7	2	1	1	0	1	0	1				
Steve Jeltz, S (1, 6) <small>OBP: 0.345, SLG: 0.267</small>			SH1-3	FC1-5						3	0	1	0	1	0	4				
Steve Carlton, L (1, 1) <small>OBP: 0.228, SLG: 0.200</small> Tom Hume, R (4, 1) <small>OBP: 0.286, SLG: 0.247</small> Mike Schmidt, R (9, PH) <small>OBP: 0.390, SLG: 0.533</small> Charles Hudson, S (9, PH)			K	F9					G3	2	0	0	0	0	1	4				
Inning Stats	R: 0 E: 0 K: 1 S: 5	H: 0 LOB: 0 BB: 0 P: 5	R: 0 E: 0 K: 0 S: 3	H: 0 LOB: 0 BB: 0 P: 3	R: 1 E: 0 K: 2 S: 9	H: 2 LOB: 2 BB: 0 P: 10	R: 2 E: 1 K: 1 S: 8	H: 2 LOB: 2 BB: 1 P: 12	R: 0 E: 0 K: 2 S: 7	H: 1 LOB: 0 BB: 0 P: 7	R: 0 E: 0 K: 0 S: 3	H: 1 LOB: 1 BB: 0 P: 7	R: 0 E: 0 K: 1 S: 5	H: 0 LOB: 0 BB: 0 P: 5	R: 0 E: 0 K: 0 S: 3	H: 1 LOB: 1 BB: 1 P: 7	1B: 6 2B: 1 3B: 0 HR: 1	SF: 0 SAC: 1 DP: 2 HBP: 1	WP: 0 PA: 37 CS: 0	
PITCHER	IP WLS BF H R ER SO	IP WLS BF H R ER SO	IP WLS BF H R ER SO	IP WLS BF H R ER SO	IP WLS BF H R ER SO	IP WLS BF H R ER SO	IP WLS BF H R ER SO	IP WLS BF H R ER SO	IP WLS BF H R ER SO	IP WLS BF H R ER SO	IP WLS BF H R ER SO	IP WLS BF H R ER SO	IP WLS BF H R ER SO	IP WLS BF H R ER SO	IP WLS BF H R ER SO	IP WLS BF H R ER SO	ERA WHIP	ERA WHIP		
Ron Darling, R (1, 1) <small>ERA: 3.93</small> Randy Niemann, L (7, 1) <small>ERA: 3.71</small> Roger McDowell, R (7, 1) <small>ERA: 2.29</small> Jesse Orosco, L (9, 1) <small>ERA: 1.74</small>	6.0 W 26 6 3 3 6	0.2 L 3 1 0 0 0	1.2 S 7 1 0 0 1	0.2 S 1 0 0 0 0	0.0 L 3 0 0 0 0	0.0 L 3 0 0 0 0	0.0 L 3 0 0 0 0	0.0 L 3 0 0 0 0	0.0 L 3 0 0 0 0	0.0 L 3 0 0 0 0	0.0 L 3 0 0 0 0	0.0 L 3 0 0 0 0	0.0 L 3 0 0 0 0	0.0 L 3 0 0 0 0	0.0 L 3 0 0 0 0	0.0 L 3 0 0 0 0	4.50 1.333	0.00 1.500	0.00 1.200	0.00 0.000

Philadelphia Phillies @ New York Mets
Shea Stadium, Flushing, NY
Wed Jun 11 1986, 7:05 PM EDT
Att: 27,830 - Unknown

AB 32
R 3
H 8
RBI 3
BB 3
SO 7
LOB 18

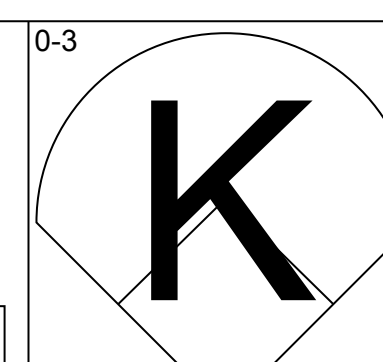
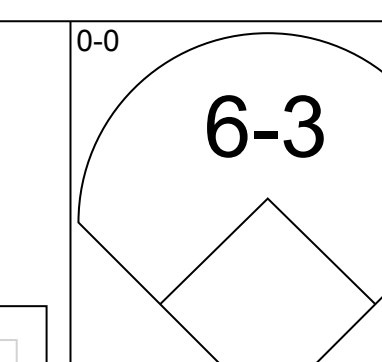
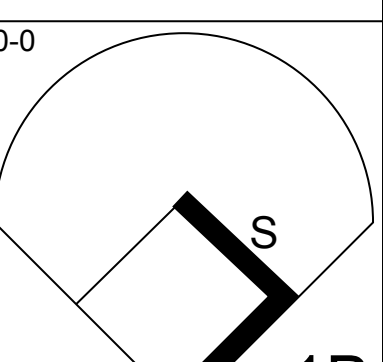
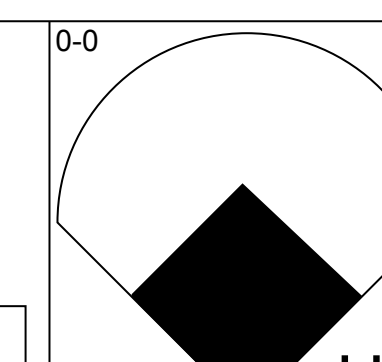
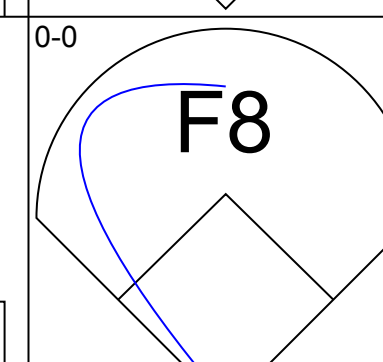
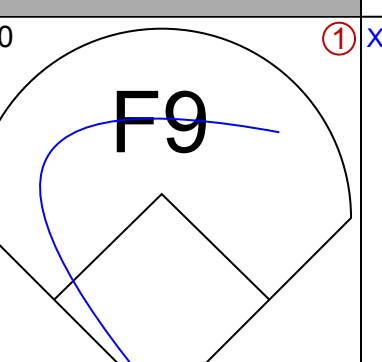
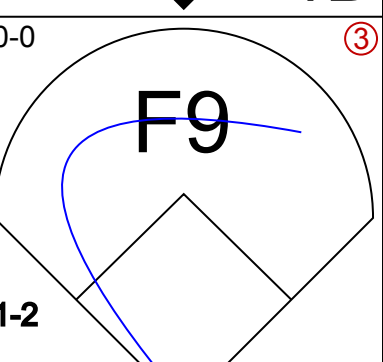
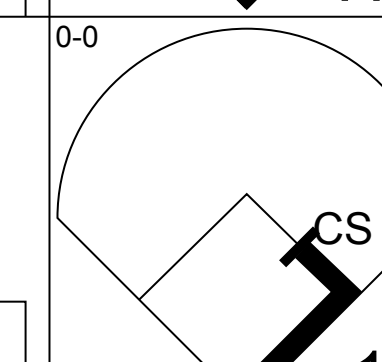
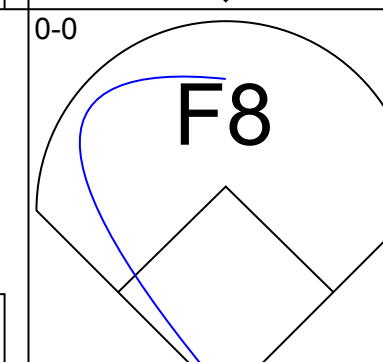
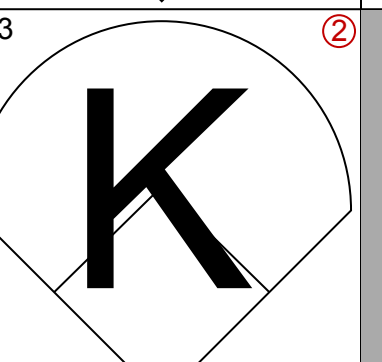
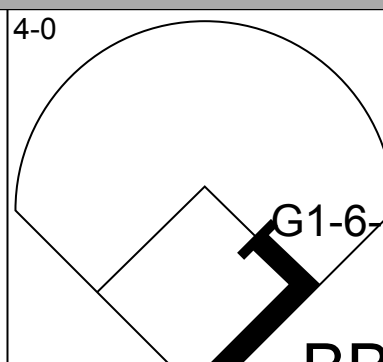
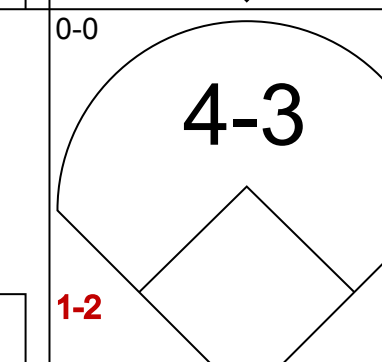
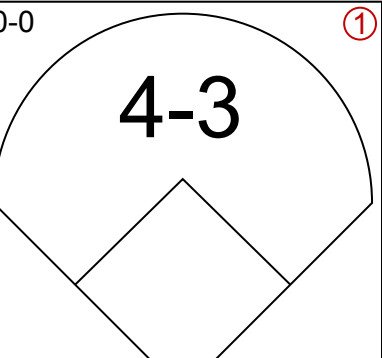
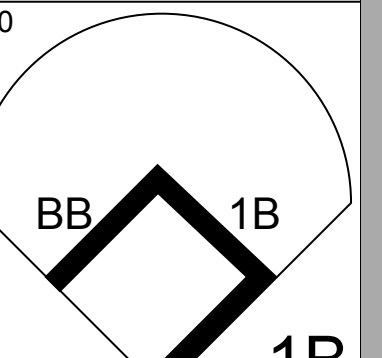

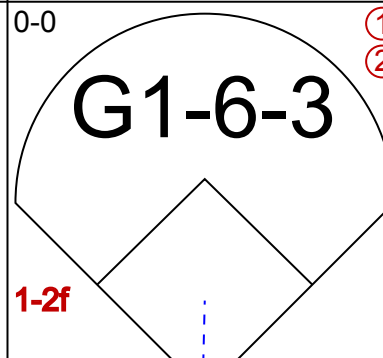
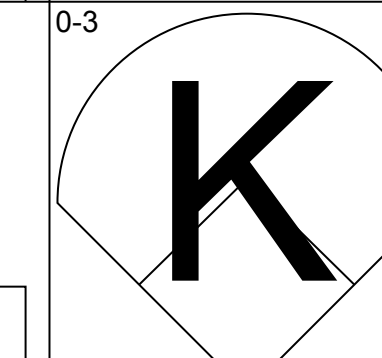
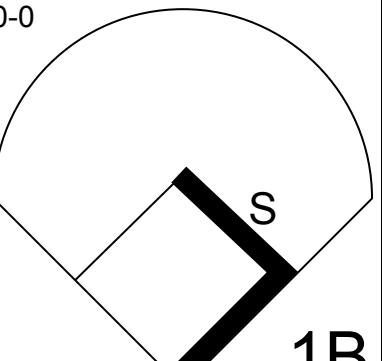
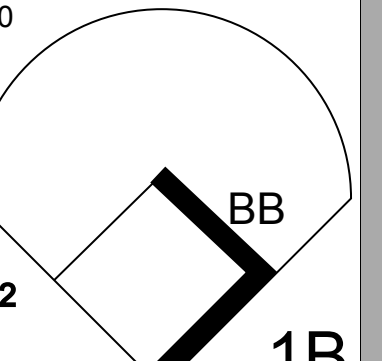

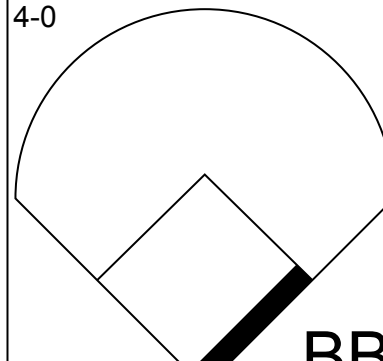


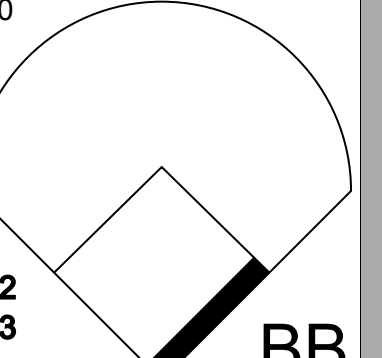

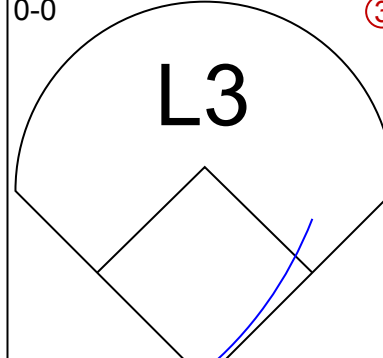




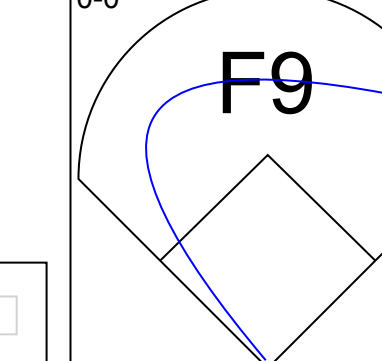
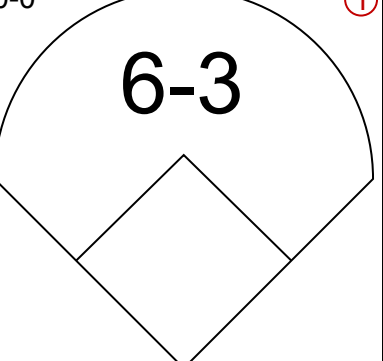
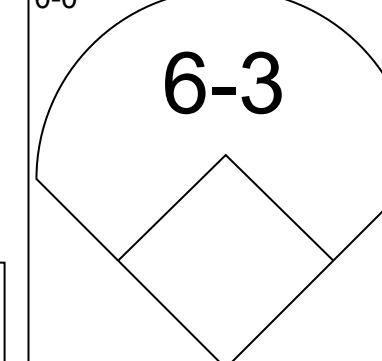
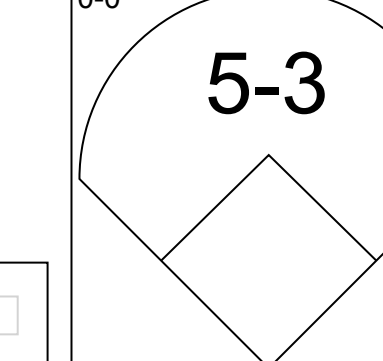

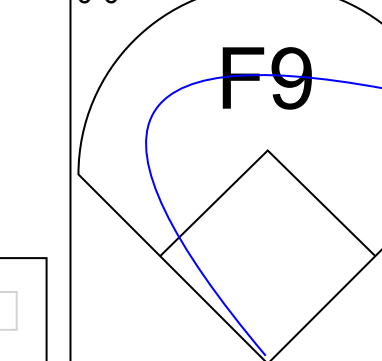
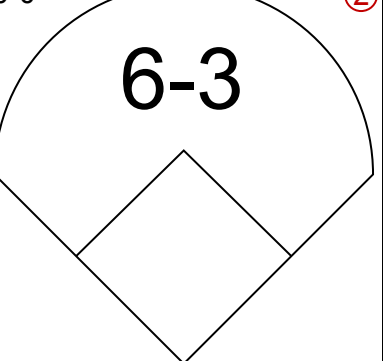
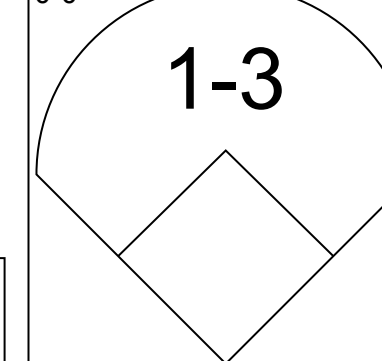


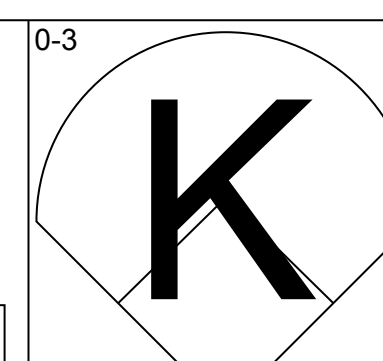
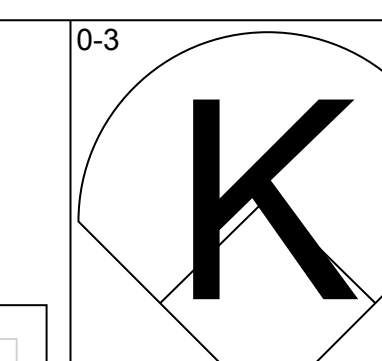
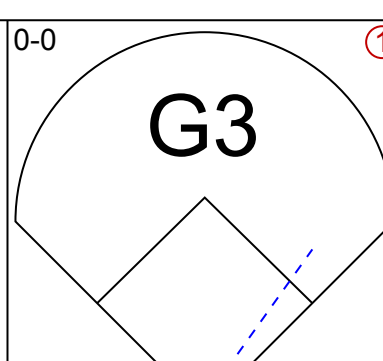
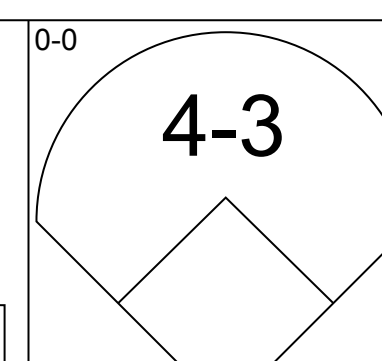
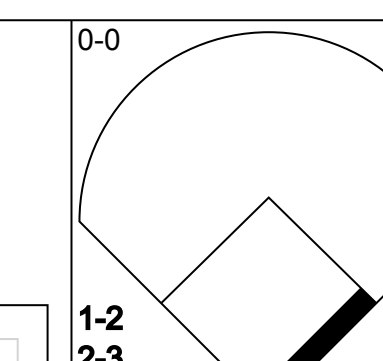
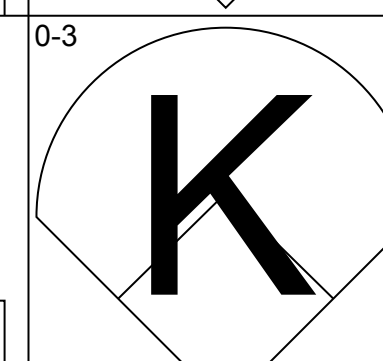
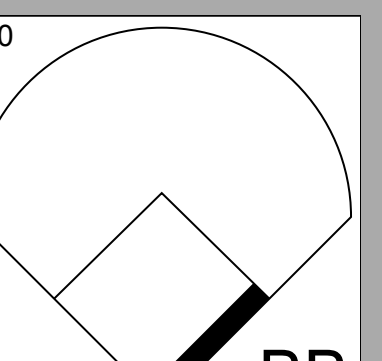
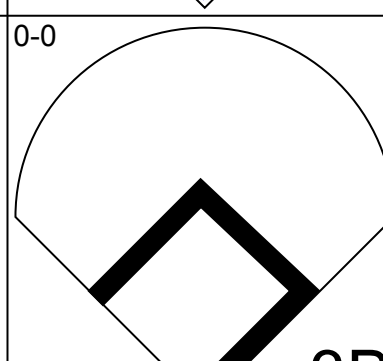
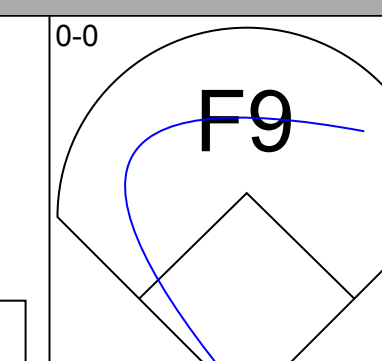
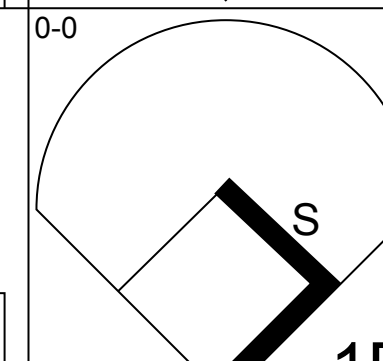
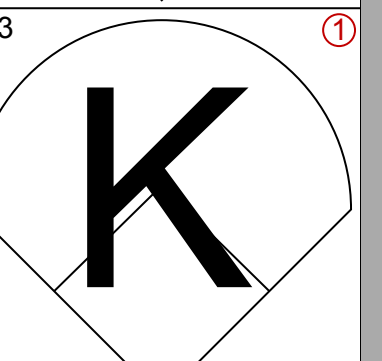
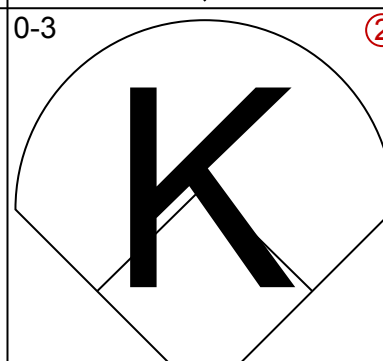
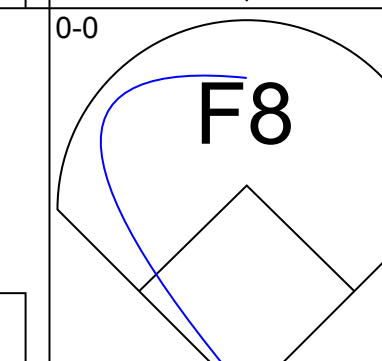
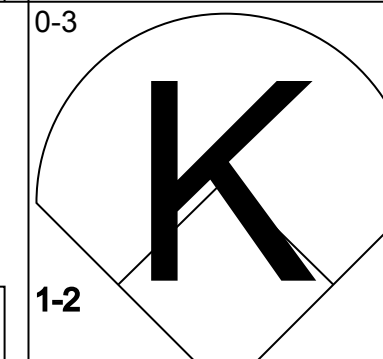
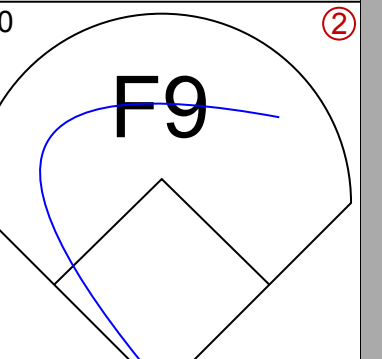
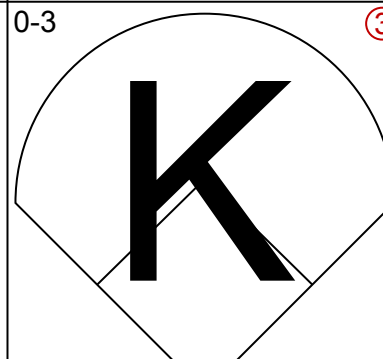
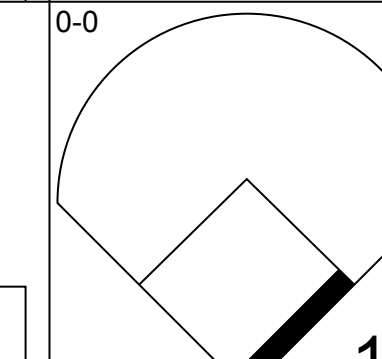

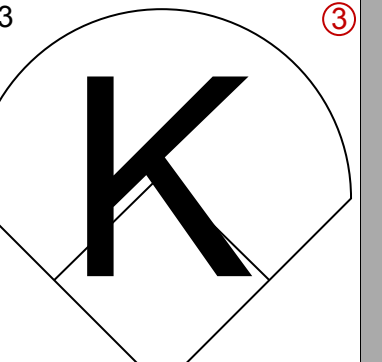
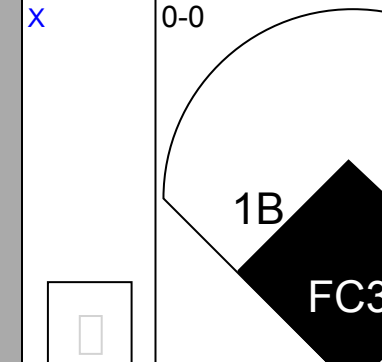
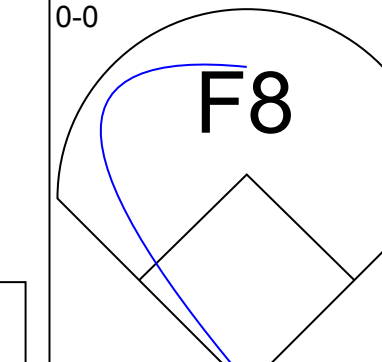

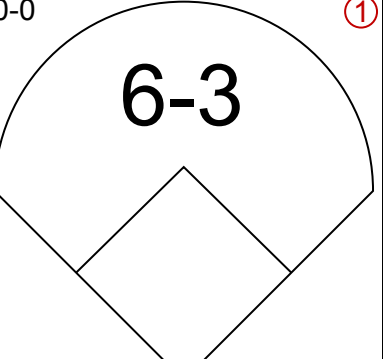
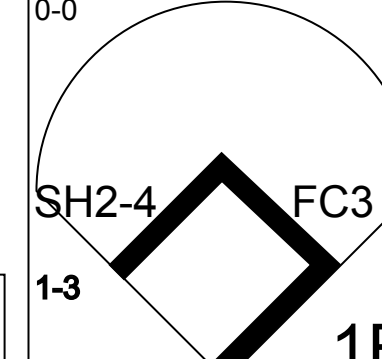
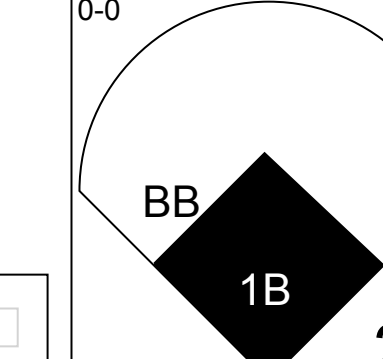

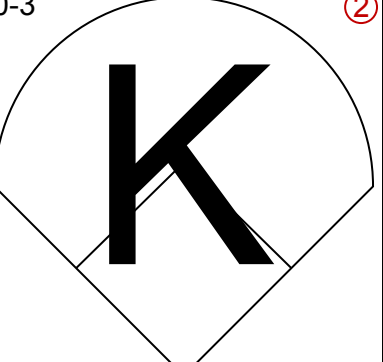
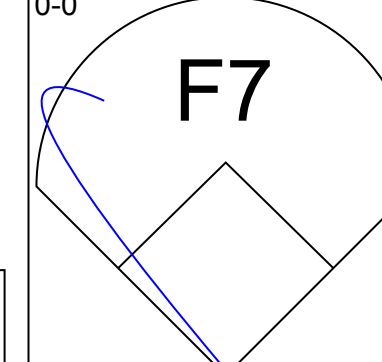
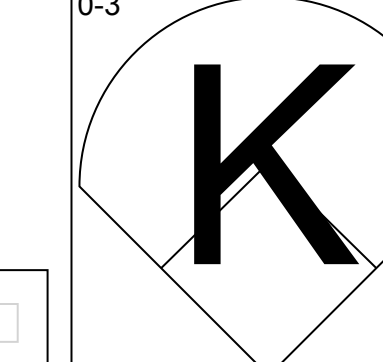
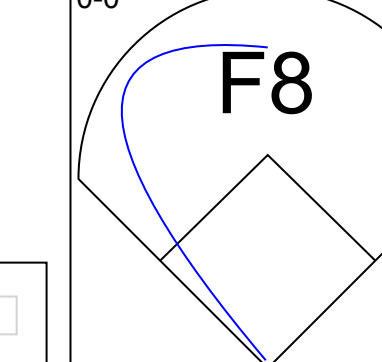
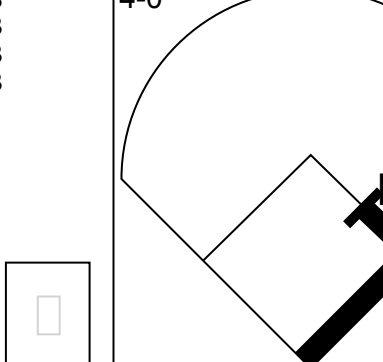
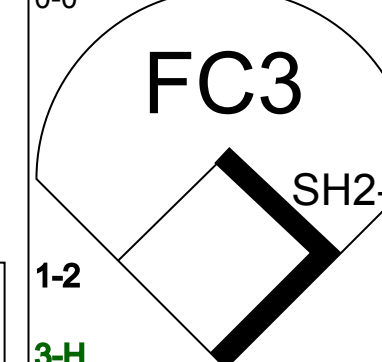
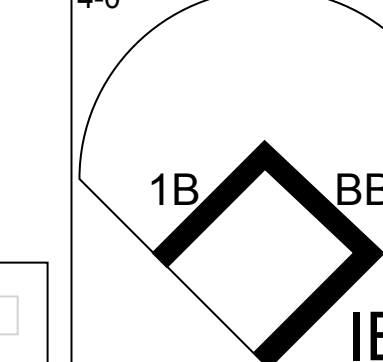

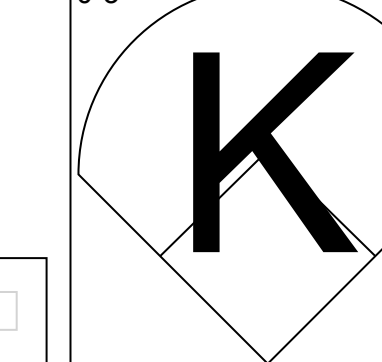
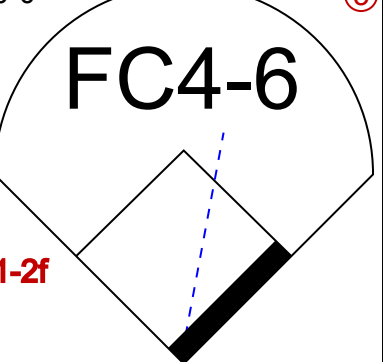
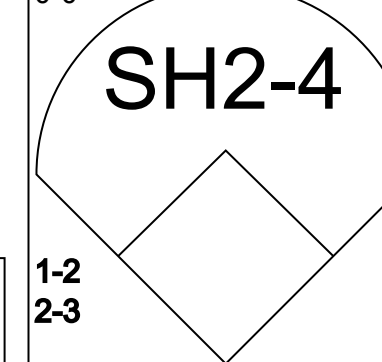
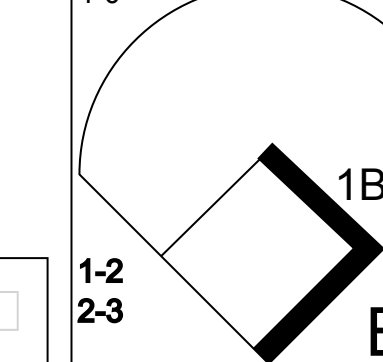
Batter	1	2	3	4	5	6	7	8	9	AB	R	H	RBI	BB	SO	LOB	BOTTOM		
Mookie Wilson, S (1, 8) <small>OBP: 0.346, SLG: 0.439</small>	1B	S	K			F5		FC4-6		5	2	2	0	0	1	2			
Tim Lincecum, R (1, 4) <small>OBP: 0.310, SLG: 0.366</small>	1B	F8		6-3		K		5-3		5	1	1	0	0	1	2			
Kevin Mitchell, R (1, 3) <small>OBP: 0.364, SLG: 0.521</small> Randy Niemann, L (7, 1) <small>OBP: 0.375, SLG: 0.286</small> Jesse Orosco, R (9, 1)	F6	FC4-6		2B		2B		2B		3	0	2	0	1	0	2			
Gary Carter, R (1, 2) <small>OBP: 0.330, SLG: 0.441</small>	1B	SF7		1-3		1-3		1-3		3	1	1	2	0	0	2			
Darryl Strawberry, L (1, 9) <small>OBP: 0.371, SLG: 0.503</small>	E6	FC4-6		6-3		4-3		4-3		4	0	0	0	0	0	3			
George Foster, R (1, 7) <small>OBP: 0.344, SLG: 0.518</small> Lenny Dykstra, L (8, 8)	K		F8			1B		1-3		4	0	1	0	0	1	2			
Ray Knight, R (1, 5) <small>OBP: 0.383, SLG: 0.538</small>	1B			HR		G4-6-3		6-3		4	1	2	2	0	0	1			
Rafael Santana, R (1, 6) <small>OBP: 0.229, SLG: 0.193</small>	IBB			1B		1B		K		3	0	2	0	1	1	0			
Ron Darling, R (1, 1) <small>OBP: 0.121, SLG: 0.065</small> Keith Hernandez, L (7, 3) <small>OBP: 0.409, SLG: 0.431</small>	K		K			F6		FC4-6		3	0	0	0	0	2	5			
Inning Stats	R: 3 E: 1 K: 2 S: 12	H: 4 LOB: 3 BB: 1 P: 16	R: 1 E: 0 K: 0 S: 4	H: 1 LOB: 1 BB: 1 P: 8	R: 1 E: 0 K: 2 S: 9	H: 2 LOB: 1 BB: 0 P: 9	R: 0 E: 0 K: 0 S: 4	H: 1 LOB: 1 BB: 0 P: 4	R: 0 E: 0 K: 1 S: 6	H: 1 LOB: 1 BB: 0 P: 6	R: 0 E: 0 K: 0 S: 3	H: 0 LOB: 0 BB: 0 P: 3	R: 0 E: 0 K: 1 S: 6	H: 1 LOB: 1 BB: 0 P: 6	R: 0 E: 0 K: 0 S: 6	H: 1 LOB: 1 BB: 0 P: 6	1B: 9 2B: 2 3B: 0 HR: 1	SF: 1 SAC: 0 DP: 1 HBP: 0	WP: 0 PA: 38 CS: 0
PITCHER	IP WLS BF H R ER SO	IP WLS BF H R ER SO	IP WLS BF H R ER SO	IP WLS BF H R ER SO	IP WLS BF H R ER SO	IP WLS BF H R ER SO	IP WLS BF H R ER SO	IP WLS BF H R ER SO	IP WLS BF H R ER SO	IP WLS BF H R ER SO	IP WLS BF H R ER SO	IP WLS BF H R ER SO	IP WLS BF H R ER SO	IP WLS BF H R ER SO	IP WLS BF H R ER SO	IP WLS BF H R ER SO	ERA WHIP	ERA WHIP	
Steve Carlton, L (1, 1) <small>ERA: 5.69</small> Tom Hume, R (4, 1) <small>ERA: 5.8</small> Kent Tekulve, R (7, 1) <small>ERA: 2.61</small>	3.1 L 21 8 5 3 4	2.2 L 10 3 0 0 1	2.0 L 7 1 0 0 1	0.0 L 3 0 0 0 1	0.0 L 3 0 0 0 0	0.0 L 3 0 0 0 0	0.0 L 3 0 0 0 0	0.0 L 3 0 0 0 0	0.0 L 3 0 0 0 0	0.0 L 3 0 0 0 0	0.0 L 3 0 0 0 0	0.0 L 3 0 0 0 0	0.0 L 3 0 0 0 0	0.0 L 3 0 0 0 0	0.0 L 3 0 0 0 0	0.0 L 3 0 0 0 0	8.10 2.700	0.00 1.125	0.00 0.500

Philadelphia Phillies @ New York Mets
Shea Stadium, Flushing, NY
Wed Jun 11 1986, 7:05 PM EDT
Att: 27,830 - Unknown

AB 35
R 5
H 12
RBI 4
BB 2
SO 6
LOB 19



Batter	1	2	3	4	5	6	7	8	9	AB	R	H	RBI	BB	SO	LOB	TOP					
Tim Raines, S OBP: 0.412, SLG: 0.514 (1, 7)										4	1	2	1	0	1	0	Montreal Expos @ Philadelphia Phillies Veterans Stadium, Philadelphia, PA Fri Jun 13 1986, 7:05 PM EDT Att: 24,491 - Unknown					
Mitch Webster, S OBP: 0.350, SLG: 0.392 (1, 8) (7, 9)										4	0	1	0	0	0	1						
Andres Calarraga, R OBP: 0.346, SLG: 0.453 (1, 3)										3	0	0	0	1	1	1						
Hubie Brooks, R OBP: 0.385, SLG: 0.641 (1, 6)										4	0	1	0	0	1	1						
Tim Wallach, R OBP: 0.344, SLG: 0.505 (1, 5)										3	0	2	0	1	1	0						
Jim Wehford, R OBP: 0.227, SLG: 0.268 Herm Winningham, L OBP: 0.306, SLG: 0.384 (1, 9) (7, 8)										2	0	0	0	1	0	2						
Vance Law, R OBP: 0.293, SLG: 0.308 Tim Burke, R (9, 1)										3	0	0	0	1	1	4						
Mike Fitzgerald, R OBP: 0.325, SLG: 0.390 (1, 2)											4	0	0	0	0	1						
Floyd Youmans, R OBP: 0.179, SLG: 0.200 Al Newman, S OBP: 0.347, SLG: 0.280 (1, 1) (9, 4)										3	0	0	0	0	0	0						
Inning Stats	R: 0 E: 0 K: 1 S: 5	H: 0 LOB: 0 BB: 0 P: 5	R: 0 E: 0 K: 0 S: 4	H: 1 LOB: 1 BB: 0 P: 4	R: 0 E: 0 K: 0 S: 3	H: 0 LOB: 0 BB: 0 P: 3	R: 0 E: 0 K: 2 S: 9	H: 2 LOB: 3 BB: 1 P: 13	R: 0 E: 0 K: 0 S: 4	H: 1 LOB: 1 BB: 0 P: 4	R: 0 E: 0 K: 0 S: 2	H: 0 LOB: 1 BB: 2 P: 10	R: 0 E: 0 K: 0 S: 3	H: 0 LOB: 0 BB: 0 P: 3	R: 1 E: 0 K: 1 S: 6	H: 2 LOB: 0 BB: 0 P: 6		R: 0 E: 0 K: 1 S: 5	H: 0 LOB: 1 BB: 1 P: 9	1B: 5 2B: 0 3B: 0 HR: 1	SF: 0 SAC: 0 DP: 1 HBP: 0	WP: 0 PB: 0 SB: 2 CS: 1
PITCHER Shane Rawley, L ERA: 2.82 (1, 1)	IP: 9.0 WLS: W BF: 35 H: 6 R: 1 ER: 1 SO: 5 BB: 4 IBB: 0 HBP: 0 BLK: 0 WP: 0 HR: 1 S: 41 P: 57 ERA: 1.00 WHIP: 1.111															PITCHER						

Batter	1	2	3	4	5	6	7	8	9	AB	R	H	RBI	BB	SO	LOB	BOTTOM					
Jeff Stone, L OBP: 0.303, SLG: 0.300 Steve Jeltz, S OBP: 0.349, SLG: 0.272 (1, 7) (8, 6)										4	0	0	0	0	2	2	Montreal Expos @ Philadelphia Phillies Veterans Stadium, Philadelphia, PA Fri Jun 13 1986, 7:05 PM EDT Att: 24,491 - Unknown					
Ron Roenicke, S OBP: 0.378, SLG: 0.410 (1, 8) (8, 7)										3	0	1	0	1	1	0						
Juan Samuel, R OBP: 0.316, SLG: 0.409 (1, 4)										4	0	1	0	0	2	2						
Mike Schmidt, R OBP: 0.389, SLG: 0.527 Rick Schu, R OBP: 0.310, SLG: 0.363 (1, 5) (8, PR) (9, 5)										4	0	1	0	0	2	3						
Von Hayes, L OBP: 0.377, SLG: 0.438 (1, 3)										4	1	1	0	0	2	2						
Glenn Wilson, R OBP: 0.286, SLG: 0.346 (1, 9)										4	1	2	0	0	0	0						
Darren Daulton, L OBP: 0.381, SLG: 0.442 (1, 2)										4	0	0	0	0	2	3						
Tom Foley, L OBP: 0.520, SLG: 0.500 Milt Thompson, L OBP: 0.241, SLG: 0.247 (1, 6) (8, 8)										2	0	0	1	1	0	1						
Shane Rawley, R OBP: 0.176, SLG: 0.152 Greg Gross, L OBP: 0.452, SLG: 0.364 (1, 1) (9, PH)										2	0	0	0	0	1	1						
Inning Stats	R: 0 E: 0 K: 3 S: 10	H: 1 LOB: 0 BB: 0 P: 10	R: 0 E: 0 K: 1 S: 5	H: 0 LOB: 0 BB: 0 P: 5	R: 0 E: 0 K: 2 S: 7	H: 0 LOB: 0 BB: 0 P: 7	R: 0 E: 0 K: 2 S: 7	H: 0 LOB: 1 BB: 1 P: 11	R: 0 E: 0 K: 1 S: 5	H: 0 LOB: 1 BB: 1 P: 9	R: 0 E: 0 K: 2 S: 8	H: 1 LOB: 1 BB: 0 P: 8	R: 1 E: 0 K: 0 S: 6	H: 2 LOB: 2 BB: 0 P: 6	R: 0 E: 0 K: 0 S: 4	H: 1 LOB: 1 BB: 0 P: 4		R: 1 E: 0 K: 1 S: 5	H: 2 LOB: 3 BB: 2 P: 13	1B: 5 2B: 1 3B: 1 HR: 0	SF: 0 SAC: 1 DP: 0 HBP: 0	WP: 0 PB: 0 SB: 1 CS: 0
PITCHER Floyd Youmans, R ERA: 4.66 Tim Burke, R ERA: 2.17 (1, 1) (9, 1)	IP: 8.0 WLS: L BF: 5 H: 2 R: 1 ER: 1 SO: 1 BB: 1 IBB: 0 HBP: 0 BLK: 0 WP: 0 HR: 0 S: 13 P: 60 ERA: 27.00 WHIP: 9.000															PITCHER						

AB	31
R	1
H	6
RBI	1
BB	4
SO	5
LOB	10



AB	32
R	2
H	7
RBI	2
BB	4
SO	12
LOB	14



Batter	1	2	3	4	5	6	7	8	9	AB	R	H	RBI	BB	SO	LOB	TOP		
Al Newman, S (1, 4) OBP: 0.333, SLG: 0.267										4	0	0	0	0	0	1	Montreal Expos @ Philadelphia Phillies Veterans Stadium, Philadelphia, PA Sun Jun 15 1986, 3:33 AM EDT Att: 30,242 - Unknown livebaseballscorecards.com		
Mitch Webster, S (1, 9) OBP: 0.345, SLG: 0.381										3	0	0	0	1	0	1			
Tim Raines, S (1, 7) OBP: 0.409, SLG: 0.504										4	0	0	0	0	1	1			
Hubie Brooks, R (1, 6) OBP: 0.388, SLG: 0.642										4	1	1	0	0	0	0			
Tim Wallach, R (1, 5) OBP: 0.343, SLG: 0.493										3	0	0	0	1	1	0			
Wayne Krenchicki, L (1, 3) OBP: 0.293, SLG: 0.453										3	0	2	0	0	0	0			
Bob McClure, R (7, 1) Jeff Reardon, R (8, 1)										0	0	0	0	0	0	0			
Herm Winningham, L (1, 8) OBP: 0.311, SLG: 0.421										4	1	1	1	0	0	3			
Mike Fitzgerald, R (1, 2) OBP: 0.339, SLG: 0.420										3	0	2	0	0	0	0			
Andy McGaffigan, R (1, 1) Andres Galaraga, R (7, 3) OBP: 0.337, SLG: 0.440										2	0	0	0	0	2	2			
Inning Stats	R: 0 E: 0 K: 0 S: 2	H: 0 LOB: 0 BB: 1 P: 6	R: 0 E: 0 K: 0 S: 3	H: 0 LOB: 0 BB: 0 P: 3	R: 1 E: 0 K: 1 S: 6	H: 1 LOB: 0 BB: 0 P: 6	R: 0 E: 0 K: 1 S: 5	H: 0 LOB: 2 BB: 0 P: 5	R: 0 E: 0 K: 1 S: 7	H: 2 LOB: 2 BB: 0 P: 7	R: 0 E: 0 K: 0 S: 3	H: 1 LOB: 1 BB: 0 P: 6	R: 0 E: 0 K: 1 S: 6	H: 1 LOB: 1 BB: 0 P: 6	R: 1 E: 0 K: 1 S: 6	H: 1 LOB: 1 BB: 1 P: 10	1B: 3 2B: 1 3B: 1 HR: 1	SF: 0 SAC: 0 DP: 1 HBP: 0	WP: 0 PA: 34 PB: 0 SB: 2 CS: 0
PITCHER	IP	WLS	BF	H	R	ER	SO	BB	IBB	HBP	BLK	WP	HR	S	P	ERA	WHIP		
Charles Hudson, R (1, 1) ERA: 3.52	8.0	L	29	5	1	1	5	1	0	0	0	0	1	38	42	1.12	0.750		
Don Carman, L (9, 1) ERA: 4.25	1.0		5	1	1	1	1	0	1	0	0	0	0	6	10	9.00	1.000		

Batter	1	2	3	4	5	6	7	8	9	AB	R	H	RBI	BB	SO	LOB	BOTTOM				
Milt Thompson, L (1, 8) OBP: 0.235, SLG: 0.240										4	0	0	0	0	1	2	Montreal Expos @ Philadelphia Phillies Veterans Stadium, Philadelphia, PA Sun Jun 15 1986, 3:33 AM EDT Att: 30,242 - Unknown livebaseballscorecards.com				
Ron Roenicke, S (1, 7) OBP: 0.375, SLG: 0.402									4	0	1	0	0	1	0						
Juan Samuel, R (1, 4) OBP: 0.314, SLG: 0.404									4	0	0	0	0	2	1						
Mike Schmidt, R (1, 5) OBP: 0.390, SLG: 0.526										2	0	1	0	1	0	0					
Von Hayes, L (1, 3) OBP: 0.374, SLG: 0.433										3	0	0	0	0	1	2					
Glenn Wilson, R (1, 9) OBP: 0.286, SLG: 0.346										3	0	0	0	0	1	0					
Darren Daulton, L (1, 2) OBP: 0.398, SLG: 0.464									1	0	1	0	1	0	0						
Rick Schu, R (8, PH) OBP: 0.310, SLG: 0.363									0	0	0	0	0	0	0						
Jeff Stone, L (8, PH) OBP: 0.308, SLG: 0.305									1	0	0	0	0	1	0						
John Russell, R (9, 2) OBP: 0.325, SLG: 0.429									0	0	0	0	0	0	0						
Steve Jeltz, S (1, 6) OBP: 0.348, SLG: 0.273									2	0	1	0	0	0	1						
Tom Foley, L (8, PH) OBP: 0.483, SLG: 0.478									1	0	0	0	0	0	0						
Charles Hudson, S (1, 1) Greg Gross, L (8, PH) Don Carman, L (9, 1)									2	0	0	0	0	1	3						
Inning Stats	R: 0 E: 0 K: 1 S: 5	H: 0 LOB: 0 BB: 0 P: 5	R: 0 E: 0 K: 1 S: 4	H: 0 LOB: 1 BB: 1 P: 8	R: 0 E: 0 K: 1 S: 6	H: 2 LOB: 1 BB: 0 P: 6	R: 0 E: 0 K: 3 S: 10	H: 1 LOB: 1 BB: 0 P: 10	R: 0 E: 0 K: 1 S: 5	H: 0 LOB: 1 BB: 1 P: 9	R: 0 E: 0 K: 0 S: 3	H: 1 LOB: 0 BB: 0 P: 3	R: 0 E: 0 K: 1 S: 3	H: 0 LOB: 0 BB: 0 P: 3	R: 0 E: 0 K: 1 S: 5	H: 0 LOB: 0 BB: 0 P: 5	R: 0 E: 0 K: 0 S: 3	H: 0 LOB: 0 BB: 0 P: 3	1B: 2 2B: 2 3B: 0 HR: 0	SF: 0 SAC: 0 DP: 2 HBP: 0	WP: 0 PA: 30 PB: 0 SB: 0 CS: 0
PITCHER	IP	WLS	BF	H	R	ER	SO	BB	IBB	HBP	BLK	WP	HR	S	P	ERA	WHIP				
Andy McGaffigan, R (1, 1) ERA: 3.2	6.1	W	22	4	0	0	7	2	0	0	0	0	0	2	2	0.00	0.947				
Bob McClure, L (7, 1) ERA: 3.38	0.2		2	0	0	0	0	0	0	0	0	0	0	2	2	0.00	0.000				
Jeff Reardon, R (8, 1) ERA: 2.58	2.0	S	6	0	0	0	1	0	0	0	0	0	0	8	8	0.00	0.000				

AB	32
R	2
H	6
RBI	1
BB	2
SO	6
LOB	11



AB	28
R	0
H	4
RBI	0
BB	2
SO	8
LOB	9




Batter	1	2	3	4	5	6	7	8	9	AB	R	H	RBI	BB	SO	LOB	TOP								
Jeff Stone, L (1,7) OBP: 0.302, SLG: 0.291 Rick Schu, R (8,PH) OBP: 0.311, SLG: 0.370 (8,5)	B1-3		L9				L7	E6		3	1	0	0	1	0	0	Philadelphia Phillies @ Chicago Cubs Wrigley Field, Chicago, IL Tue Jun 17 1986, 3:33 AM CDT Att: 27,114 - Unknown								
Ron Roenicke, S (1,8) OBP: 0.374, SLG: 0.402	F4		F8		4-3		5-3	K	K	6	0	0	0	0	2	6									
Juan Samuel, R (1,4) OBP: 0.323, SLG: 0.402			E7				F9	K		4	1	1	0	1	1	3									
Mike Schmidt, R (1,5) OBP: 0.387, SLG: 0.515 Steve Bedrosian, R (8,1)	PO	F8	F4		F4					5	1	2	2	0	0	1									
Von Hayes, L (1,3) OBP: 0.387, SLG: 0.447		WP	S				F9	E1		4	3	2	0	1	0	3									
Glenn Wilson, R (1,9) OBP: 0.286, SLG: 0.348		5-3					K		K	5	1	2	2	0	2	2									
Darren Daulton, L (1,2) OBP: 0.398, SLG: 0.453 John Russell, R (8,PH) OBP: 0.341, SLG: 0.438 (8,2)			K				F9	BB	BB	2	0	0	0	1	1	2									
Steve Jeltz, S (1,6) OBP: 0.350, SLG: 0.269					6-3			BB	BB	3	1	1	2	2	0	1									
Mike Maddux, L (1,1)							L1			2	0	0	0	0	1	3									
Tom Foley, L (6,PH) OBP: 0.452, SLG: 0.440 Kent Tekulve, R (6,1) Greg Gross, L (8,PH) OBP: 0.471, SLG: 0.375 (8,7)	K				6-3			E	BB	1	0	0	0	0	0	1									
Inning Stats	R: 0 E: 0 K: 0 S: 2	H: 0 LOB: 0 BB: 1 P: 6	R: 0 E: 0 K: 1 S: 6	H: 1 LOB: 3 BB: 2 P: 14	R: 3 E: 1 K: 1 S: 7	H: 2 LOB: 1 BB: 2 P: 15	R: 0 E: 0 K: 0 S: 3	H: 0 LOB: 0 BB: 0 P: 3	R: 0 E: 0 K: 0 S: 3	H: 0 LOB: 0 BB: 0 P: 3	R: 1 E: 0 K: 1 S: 7	H: 2 LOB: 1 BB: 0 P: 7	R: 0 E: 0 K: 0 S: 3	H: 0 LOB: 0 BB: 0 P: 3	R: 6 E: 2 K: 2 S: 13	H: 4 LOB: 2 BB: 2 P: 21	R: 1 E: 0 K: 2 S: 9	H: 2 LOB: 2 BB: 1 P: 13	1B: 6 2B: 5 3B: 0 HR: 0	SF: 0 SAC: 0 DP: 0 HBP: 0	WP: 1 PB: 0 SB: 1 CS: 0	PA: 48			
PITCHER	IP	WLS	BF	H	R	ER	SO	BB	IBB	HBP	BLK	WP	HR	S	P	ERA	WHIP								
Rick Sutcliffe, R (1,1) ERA: 3.89	6.0		27	5	4	4	3	5	0	0	0	1	0	28	48	6.00	1.667								
Ray Fontenot, L (7,1) ERA: 2.17	1.0	L	6	2	3	3	0	0	0	0	0	0	0	6	6	27.00	2.000								
Jay Baller, R (8,1) ERA: 4.31	0.0		2	0	0	0	0	2	0	0	0	0	0	0	8	∞	∞								
Guy Hoffman, L (8,1) ERA: 4.59	1.0		6	2	3	0	2	0	0	0	0	0	0	10	10	0.00	2.000								
George Frazier, R (9,1) ERA: 3.74	1.0		6	2	1	1	2	1	0	0	0	0	0	9	13	9.00	3.000								

Batter	1	2	3	4	5	6	7	8	9	AB	R	H	RBI	BB	SO	LOB	BOTTOM								
Dave Martinez, L (1,8) George Frazier, R (9,1)			FC1-2				6-3			3	1	0	0	0	1	2	Philadelphia Phillies @ Chicago Cubs Wrigley Field, Chicago, IL Tue Jun 17 1986, 3:33 AM CDT Att: 27,114 - Unknown								
Terry Francona, L (9,PH) OBP: 0.245, SLG: 0.231	4-3		G6-3							0	0	0	0	0	0	0									
Davey Lopes, R (1,5) OBP: 0.408, SLG: 0.438	4-3		G6-3		6-3					4	1	0	0	1	0	5									
23 Ryne Sandberg, R (1,4) OBP: 0.338, SLG: 0.450			F8							5	1	2	0	0	0	0									
Leon Durham, L (1,3) OBP: 0.346, SLG: 0.411	6-3				6-3					4	1	2	1	1	0	1									
Keith Moreland, R (1,9) OBP: 0.330, SLG: 0.383			L8							5	1	1	1	0	2	4									
Jody Davis, R (1,2) OBP: 0.303, SLG: 0.436			5-3							4	0	1	2	0	1	2									
Gary Matthews, R (1,7) OBP: 0.367, SLG: 0.394 Ray Fontenot, L (7,1) OBP: 1.000, SLG: 1.000 Jay Baller, R (8,1) Guy Hoffman, L (8,1) Thad Bosley, L (8,7) OBP: 0.377, SLG: 0.327			F4		FC1-6					3	0	0	0	0	1	2									
Shawon Dunston, R (1,6) OBP: 0.326, SLG: 0.459										3	1	1	0	1	1	1									
Rick Sutcliffe, L (1,1) OBP: 0.219, SLG: 0.375 Jerry Mumphrey, S (7,7) OBP: 0.359, SLG: 0.362 (8,8)					4-3					2	0	1	0	0	0	1									
Inning Stats	R: 1 E: 0 K: 0 S: 3	H: 0 LOB: 0 BB: 0 P: 4	R: 0 E: 0 K: 0 S: 3	H: 0 LOB: 0 BB: 0 P: 3	R: 0 E: 0 K: 0 S: 3	H: 1 LOB: 1 BB: 1 P: 7	R: 3 E: 0 K: 1 S: 9	H: 4 LOB: 1 BB: 0 P: 9	R: 0 E: 0 K: 1 S: 5	H: 0 LOB: 0 BB: 0 P: 5	R: 0 E: 1 K: 2 S: 8	H: 1 LOB: 1 BB: 0 P: 8	R: 0 E: 0 K: 0 S: 3	H: 0 LOB: 0 BB: 0 P: 3	R: 1 E: 0 K: 1 S: 6	H: 1 LOB: 1 BB: 1 P: 10	R: 3 E: 1 K: 1 S: 8	H: 3 LOB: 2 BB: 2 P: 16	1B: 7 2B: 3 3B: 0 HR: 0	SF: 0 SAC: 0 DP: 2 HBP: 1	WP: 1 PB: 0 SB: 1 CS: 0	PA: 41			
PITCHER	IP	WLS	BF	H	R	ER	SO	BB	IBB	HBP	BLK	WP	HR	S	P	ERA	WHIP								
Mike Maddux, R (1,1) ERA: 11.32	5.0		21	5	4	4	2	1	0	0	0	1	0	23	28	7.20	1.200								
Kent Tekulve, R (6,1) ERA: 2.97	2.0	W	7	1	0	0	2	0	0	0	0	0	0	11	11	0.00	0.500								
Steve Bedrosian, R (8,1) ERA: 4.31	2.0		13	4	4	3	2	3	0	0	0	0	0	14	26	13.50	3.500								

AB	39
R	11
H	11
RBI	10
BB	8
SO	7
LOB	24

AB	36
R	8
H	10
RBI	6
BB	4
SO	6
LOB	18



Batter	1	2	3	4	5	6	7	8	9	AB	R	H	RBI	BB	SO	LOB	TOP											
Curt Ford, L OBP: 0.280, SLG: 0.318 (1, 7)	G3		FC6			FC3-6 3B		3B		4	1	1	0	0	0	2	St. Louis Cardinals @ Philadelphia Phillies Veterans Stadium, Philadelphia, PA Thu Jun 19 1986, 7:05 PM EDT Att: 22,376 - Unknown											
Ozzie Smith, S OBP: 0.402, SLG: 0.384 (1, 6)	4-3					1B 3B		K		3	1	1	1	1	1	1												
Tom Herr, S OBP: 0.256, SLG: 0.256 Rick Ownbey, R (8, 1) Pat Perry, L (8, 1)	4-3					1B		F7		4	0	1	1	0	0	2												
Jack Clark, R OBP: 0.366, SLG: 0.425 (1, 3)						K				4	0	0	0	0	1	2												
Willie McGee, S OBP: 0.292, SLG: 0.328 (1, 8)	6-3							6-3		4	0	0	0	0	1	0												
Terry Pendleton, S OBP: 0.285, SLG: 0.260 (1, 5)	F8							S BB 1B		4	0	1	0	0	1	0												
Clint Hurdle, L OBP: 0.263, SLG: 0.263 Vince Coleman, S (9, PR)			K					1-2 BB		3	0	0	0	1	1	0												
Michael LaValliere, L OBP: 0.346, SLG: 0.347 Titto Landrum, R OBP: 0.233, SLG: 0.266 (9, PH)						FC6 1B		K		2	1	2	1	1	0	0												
Ray Burris, R OBP: 0.250, SLG: 0.438 Tom Lawless, R OBP: 0.143, SLG: 0.143 Greg Bargar, R (6, PH) José Oquendo, S OBP: 0.444, SLG: 0.453 (8, 4)	F2					FC4-6 FC3-6 1-2		K		1	0	0	0	0	0	1												
Inning Stats	R: 0 E: 0 K: 0 S: 3	H: 0 LOB: 0 BB: 0 P: 3	R: 0 E: 0 K: 0 S: 3	H: 0 LOB: 0 BB: 0 P: 3	R: 0 E: 0 K: 1 S: 6	H: 1 LOB: 1 BB: 0 P: 6	R: 0 E: 0 K: 0 S: 2	H: 0 LOB: 0 BB: 1 P: 6	R: 0 E: 0 K: 1 S: 5	H: 0 LOB: 0 BB: 1 P: 5	R: 2 E: 0 K: 1 S: 7	H: 2 LOB: 1 BB: 1 P: 11	R: 0 E: 0 K: 1 S: 5	H: 0 LOB: 0 BB: 0 P: 5	R: 1 E: 0 K: 2 S: 9	H: 2 LOB: 1 BB: 0 P: 9		R: 0 E: 0 K: 1 S: 6	H: 1 LOB: 2 BB: 1 P: 10	1B: 3 2B: 0 3B: 2 HR: 1	SF: 0 SAC: 0 DP: 1 HBP: 0	WP: 0 PA: 35 PB: 0 SB: 1 CS: 0						
PITCHER	IP	WLS	BF	H	R	ER	SO	BB	IBB	HBP	BLK	WP	HR	S	P	ERA		WHIP										
Kevin Gross, R ERA: 4.26 Don Carman, L ERA: 4.06	(1, 1)	8.2	W	34	6	3	6	3	0	0	0	0	1	43	55	3.12		1.038										
(9, 1)	0.1	S	1	0	0	0	1	0	0	0	0	0	0	3	3	0.00	0.000											

Batter	1	2	3	4	5	6	7	8	9	AB	R	H	RBI	BB	SO	LOB	BOTTOM											
Jeff Stone, L OBP: 0.310, SLG: 0.292 Milt Thompson, L OBP: 0.235, SLG: 0.240 (1, 7)	FC5-4 BB		F7					G1-6-3 1B		3	0	1	0	1	0	1	St. Louis Cardinals @ Philadelphia Phillies Veterans Stadium, Philadelphia, PA Thu Jun 19 1986, 7:05 PM EDT Att: 22,376 - Unknown											
Ron Roenicke, S OBP: 0.371, SLG: 0.391 (1, 8)	FC5-4 1-2 BB		G3					G1-6-3 1-2		3	0	0	0	1	0	2												
Juan Samuel, R OBP: 0.309, SLG: 0.383 (1, 4)	FC5-4 1-2 2-3 CS							K		4	0	0	0	0	1	3												
Mike Schmidt, R OBP: 0.389, SLG: 0.528 (1, 5)	CS		F3					G3		4	1	1	1	0	0	1												
Von Hayes, L OBP: 0.393, SLG: 0.453 (1, 3)								K		3	0	1	0	1	1	0												
Glenn Wilson, R OBP: 0.288, SLG: 0.349 (1, 9)								1-3 2B		3	1	2	0	1	0	1												
Darren Daulton, L OBP: 0.392, SLG: 0.444 (1, 2)								1-3 2B		4	1	1	0	0	0	4												
Steve Jeltz, S OBP: 0.362, SLG: 0.284 (1, 6)			4-3							3	1	1	1	1	0	2												
Kevin Gross, R OBP: 0.229, SLG: 0.353 Don Carman, L (9, 1)								4-3		4	1	2	3	0	0	4												
Inning Stats	R: 0 E: 0 K: 0 S: 1	H: 0 LOB: 0 BB: 2 P: 9	R: 0 E: 0 K: 0 S: 3	H: 0 LOB: 1 BB: 1 P: 7	R: 0 E: 0 K: 0 S: 4	H: 1 LOB: 1 BB: 0 P: 4	R: 0 E: 0 K: 0 S: 3	H: 0 LOB: 0 BB: 0 P: 3	R: 4 E: 0 K: 0 S: 6	H: 3 LOB: 0 BB: 1 P: 10	R: 1 E: 0 K: 0 S: 6	H: 3 LOB: 2 BB: 0 P: 6	R: 0 E: 0 K: 1 S: 6	H: 1 LOB: 1 BB: 0 P: 6	R: 0 E: 0 K: 1 S: 6	H: 1 LOB: 2 BB: 1 P: 10		1B: 5 2B: 2 3B: 0 HR: 2	SF: 0 SAC: 0 DP: 1 HBP: 0	WP: 0 PA: 37 PB: 0 SB: 0 CS: 1								
PITCHER	IP	WLS	BF	H	R	ER	SO	BB	IBB	HBP	BLK	WP	HR	S	P	ERA		WHIP										
Ray Burris, R ERA: 3.83 Greg Bargar, R ERA: 6.0 Rick Ownbey, R ERA: 4.19 Pat Perry, L ERA: 4.13	(1, 1)	5.0	L	21	4	4	4	0	4	0	0	0	0	1	17	33		7.20	1.600									
(6, 1)	2.0		10	4	1	1	1	0	0	0	0	0	0	1	12	12	4.50	2.000										
(8, 1)	0.1		2	1	0	0	1	0	0	0	0	0	0	4	4	0.00	3.000											
(8, 1)	0.2		3	0	0	0	0	0	1	0	0	0	0	2	6	0.00	0.000											

AB 32
R 3
H 6
RBI 3
BB 3
SO 7
LOB 11



AB 31
R 5
H 9
RBI 5
BB 5
SO 2
LOB 18



Batter	1	2	3	4	5	6	7	8	9	AB R H RBI BB SO LOB	TOP									
Curt Ford, L OBP: 0.355, SLG: 0.481 (1, 7)	0-0 HR		0-3 K		0-0 2B 1B	4-0 1B BB		0-0 1B	0-0 E3	5 3 3 1 1 1 2	St. Louis Cardinals @ Philadelphia Phillies Veterans Stadium, Philadelphia, PA Fri Jun 20 1986, 7:05 PM EDT Att: 25,292 - Unknown									
Ozzie Smith, S OBP: 0.396, SLG: 0.377 (1, 6)	0-0 G3		0-0 L9		0-0 F7	0-0 1B		0-0 F7	0-0 F3	6 0 1 1 0 0 5										
Tom Herr, S OBP: 0.285, SLG: 0.259 (1, 4)	0-0 1B			0-0 4-3	0-0 4-3	0-0 F9		0-0 1B		5 0 2 0 0 0 2										
Jack Clark, R OBP: 0.366, SLG: 0.443 (1, 3)	0-0 G5-4-3			0-0 HR	0-0 2B 2B		0-3 K	0-3 K2-3		5 2 2 2 0 2 3										
Willie McGee, S OBP: 0.294, SLG: 0.333 (1, 8)		0-0 4-3		0-0 HR	0-0 2B 2B		0-0 E4		0-0 F9	5 2 2 1 0 0 0										
Michael LaValliere, L OBP: 0.372, SLG: 0.373 (1, 2)	0-0 3-1			4-0 FC4-6 BB	0-0 2B		4-0 BB		0-0 BB 1B	3 1 2 1 2 0 0										
Clint Hurdle, L OBP: 0.246, SLG: 0.259 (1, 9)		0-0 4-3		4-0 FC4-6 BB	0-0 F2		0-0 F8		4-0 BB 1B	1 0 0 0 1 0 0										
Tito Landrum, R OBP: 0.236, SLG: 0.259 (5, PH)				1-2 2-3 BB					1-2 BB	2 1 0 0 1 0 3										
Terry Pendleton, S OBP: 0.268, SLG: 0.259 (1, 5)			0-0 SH1-4	0-0 FC4-6		0-0 1-3	0-0 L9		0-3 K	5 0 1 1 0 1 6										
Bob Forsch, R OBP: 0.125, SLG: 0.188 (1, 1)			0-0 SH1-4	0-3 K		0-0 F8		0-0 5-3	0-0 1B	4 0 1 1 0 1 2										
Inning Stats	R: 1 E: 0 K: 0 S: 4	H: 2 LOB: 0 BB: 0 P: 4	R: 0 E: 0 K: 0 S: 3	H: 0 LOB: 0 BB: 0 P: 3	R: 0 E: 0 K: 1 S: 6	H: 1 LOB: 1 BB: 0 P: 6	R: 2 E: 0 K: 1 S: 7	H: 2 LOB: 2 BB: 2 P: 15	R: 3 E: 0 K: 0 S: 7	H: 4 LOB: 1 BB: 0 P: 7	R: 0 E: 1 K: 1 S: 6	H: 0 LOB: 2 BB: 1 P: 10	R: 0 E: 0 K: 1 S: 7	H: 2 LOB: 2 BB: 0 P: 7	R: 2 E: 1 K: 1 S: 8	H: 2 LOB: 2 BB: 1 P: 12	1B: 9 2B: 3 3B: 0 HR: 2	SF: 0 SAC: 1 DP: 1 HBP: 0	WP: 0 PB: 1 SB: 2 CS: 0	PA: 47
PITCHER	IP WLS BF H R ER SO BB IBB HBP BLK WP HR S P ERA WHIP											PITCHER	IP WLS BF H R ER SO BB IBB HBP BLK WP HR S P ERA WHIP							
Charles Hudson, R ERA: 4.09 (1, 1)	4.2 L 23 8 6 6 2 2 0 0 0 0 2 25 33 11.57 2.143																			
Randy Lerch, L ERA: 7.5 (5, 1)	4.1 24 6 3 2 3 3 0 0 0 0 0 27 39 4.15 2.077																			

AB 41
R 9
H 14
RBI 8
BB 5
SO 5
LOB 23



Batter	1	2	3	4	5	6	7	8	9	AB R H RBI BB SO LOB	BOTTOM										
Jeff Stone, L OBP: 0.324, SLG: 0.340 (1, 7)	0-0 HR		0-0 4-3		0-0 F7		0-0 6-3		0-0 BB 1B	5 1 3 1 0 0 1	St. Louis Cardinals @ Philadelphia Phillies Veterans Stadium, Philadelphia, PA Fri Jun 20 1986, 7:05 PM EDT Att: 25,292 - Unknown										
Ron Roenicke, S OBP: 0.372, SLG: 0.381 (1, 8)	0-0 F7		0-0 4-3		4-0 G6-4-3 BB		0-0 3-1		4-0 BB	3 0 0 0 2 0 1											
Juan Samuel, R OBP: 0.301, SLG: 0.373 (1, 4)	0-0 L5		0-0 4-3		0-0 G6-4-3		0-0 L8		0-0 F9	5 0 0 0 0 0 5											
Mike Schmidt, R OBP: 0.386, SLG: 0.523 (1, 5)	0-0 1B			0-0 F5		0-0 F9		0-0 F3		4 0 1 0 0 0 0											
Von Hayes, L OBP: 0.391, SLG: 0.454 (1, 3)	0-0 G3			0-0 3-1		0-0 BB SF8		0-3 K		4 1 1 0 0 1 1											
Glenn Wilson, R OBP: 0.295, SLG: 0.353 (1, 9)		0-0 F5		0-0 BB 1B		4-0 BB BB		0-0 1B		3 0 2 0 1 0 0											
Darren Daulton, L OBP: 0.394, SLG: 0.437 (1, 2)		0-0 4-3		4-0 BB		4-0 BB		0-0 F6		2 0 0 0 2 0 1											
Steve Jeltz, S OBP: 0.355, SLG: 0.279 (1, 6)		0-0 F7		0-3 K		0-0 SF8		0-0 F6		3 0 0 1 0 1 2											
Charles Hudson, S OBP: 0.333, SLG: 0.667 (1, 1)			0-3 K		0-0 2B		3-H F7		0-0 6-3	1 0 0 0 0 1 0											
Randy Lerch, L OBP: 0.472, SLG: 0.366 (5, PH)										2 0 1 0 0 0 2											
Greg Gross, L OBP: 0.472, SLG: 0.366 (5, PH)										1 0 0 0 0 0 0											
Inning Stats	R: 1 E: 0 K: 0 S: 5	H: 2 LOB: 1 BB: 0 P: 5	R: 0 E: 0 K: 0 S: 3	H: 0 LOB: 0 BB: 0 P: 3	R: 0 E: 0 K: 1 S: 6	H: 1 LOB: 1 BB: 0 P: 6	R: 0 E: 0 K: 1 S: 6	H: 1 LOB: 2 BB: 1 P: 10	R: 0 E: 0 K: 0 S: 3	H: 1 LOB: 1 BB: 1 P: 7	R: 1 E: 0 K: 0 S: 4	H: 1 LOB: 2 BB: 2 P: 12	R: 0 E: 0 K: 0 S: 3	R: 0 E: 0 K: 1 S: 6	H: 1 LOB: 1 BB: 0 P: 6	R: 0 E: 0 K: 0 S: 4	H: 1 LOB: 2 BB: 1 P: 8	1B: 5 2B: 2 3B: 0 HR: 1	SF: 1 SAC: 0 DP: 1 HBP: 0	WP: 0 PB: 0 SB: 1 CS: 0	PA: 39
PITCHER	IP WLS BF H R ER SO BB IBB HBP BLK WP HR S P ERA WHIP											PITCHER	IP WLS BF H R ER SO BB IBB HBP BLK WP HR S P ERA WHIP								
Bob Forsch, R ERA: 2.55 (1, 1)	9.0 W 39 8 2 2 3 5 0 0 0 0 1 40 60 2.00 1.444																				

AB 33
R 2
H 8
RBI 2
BB 5
SO 3
LOB 13



Batter	1	2	3	4	5	6	7	8	9	AB	R	H	RBI	BB	SO	LOB	TOP				
Vince Coleman, S OBP: 0.328, SLG: 0.330	K		K	F7		K		FC4-6		5	0	0	0	0	3	1	St. Louis Cardinals @ Philadelphia Phillies Veterans Stadium, Philadelphia, PA Sat Jun 21 1986, 7:05 PM EDT Att: 38,601 - Unknown				
Ozzie Smith, S OBP: 0.396, SLG: 0.375	F3		BB SF7 BB		FC5-4 1B	4-3		F7		4	2	1	0	1	0	1					
Tom Herr, S OBP: 0.296, SLG: 0.269	BB 1B		BB 1B		FC5-4 1B	6-3			FC6-4 1B	4	1	3	0	1	0	0					
Jack Clark, R OBP: 0.371, SLG: 0.439	FC4-6 BB		BB 1B		F8		S BB		FC6-4 1B 2B	2	1	0	0	3	0	3					
Willie McGee, S OBP: 0.292, SLG: 0.332	FC4-6		SF7		FC5-4 1B		F5		BB 1B	4	2	1	1	0	0	5					
Tito Lundy, R OBP: 0.344, SLG: 0.464		4-0	3-H		4-0		K		K	1	1	1	1	2	0	0					
Todd Worrell, R José Oquendo, S Ken Dayley, L			BB		1-2 2-H		1-2 2B		BB	0	0	0	0	0	0	0					
Mike Heath, R OBP: 0.287, SLG: 0.297	K		1-3		1-2 2-H 3-H		F8		2B	5	1	2	4	0	1	4					
Tom Lawless, R Terry Pendleton, S	6-3				F4		F8		IBB	3	0	1	2	0	0	1					
Danny Cox, R Pat Perry, L Andy Van Slyke, L	K		K		K		FC4-6 BB		F9	3	0	0	0	0	3	2					
Inning Stats	R: 0 E: 0 K: 1 S: 6	H: 1 LOB: 2 BB: 1 P: 10	R: 0 E: 0 K: 2 S: 7	H: 0 LOB: 1 BB: 1 P: 11	R: 2 E: 0 K: 1 S: 6	H: 1 LOB: 2 BB: 3 P: 18	R: 0 E: 0 K: 1 S: 5	H: 0 LOB: 0 BB: 0 P: 5	R: 4 E: 0 K: 1 S: 9	H: 4 LOB: 1 BB: 1 P: 13	R: 0 E: 0 K: 1 S: 5	H: 0 LOB: 0 BB: 0 P: 5	R: 0 E: 0 K: 1 S: 5	H: 0 LOB: 1 BB: 1 P: 9	R: 0 E: 0 K: 0 S: 3	H: 0 LOB: 1 BB: 1 P: 7	R: 2 E: 0 K: 1 S: 8	H: 3 LOB: 2 BB: 1 P: 12	1B: 7 2B: 2 3B: 0 HR: 0	SF: 1 SAC: 0 DP: 0 HBP: 0	WP: 0 PA: 45 PB: 0 SB: 4 CS: 0
PITCHER	IP WLS BF H R ER SO BB IBB HBP BLK WP HR S P ERA WHIP																				
Steve Carlton, L ERA: 6.18	(1, 1) 5.0 27 6 6 6 6 6 0 0 0 0 0 0 33 57 10.80 2.400																				
Tom Hume, R ERA: 5.32	(6, 1) 3.0 11 0 0 0 2 2 0 0 0 0 0 0 13 21 0.00 0.667																				
Don Carman, L ERA: 4.5	(9, 1) 1.0 L 7 3 2 2 1 0 1 0 0 0 0 0 8 12 18.00 3.000																				

Batter	1	2	3	4	5	6	7	8	9	AB	R	H	RBI	BB	SO	LOB	BOTTOM				
Jeff Stone, L OBP: 0.330, SLG: 0.347	F7			F6			S 1B		FC6-4 1B	4	0	2	2	0	0	0	St. Louis Cardinals @ Philadelphia Phillies Veterans Stadium, Philadelphia, PA Sat Jun 21 1986, 7:05 PM EDT Att: 38,601 - Unknown				
Luis Aguayo, R		2-H 3-H 1B								1	0	1	0	0	0	0					
Juan Samuel, R OBP: 0.304, SLG: 0.374	E6 1B	K			1B 1B		F7		FC6-4 1B	5	2	2	0	0	1	3					
Ron Roenicke, S OBP: 0.381, SLG: 0.385	2B 1B	F9			1B 1B		G4-6-3 1B		F8	4	1	2	1	1	0	2					
Mike Schmidt, R OBP: 0.383, SLG: 0.516	F3		F7		G4-6-3 1B		K		5-3	5	0	1	1	0	1	4					
Von Hayes, L OBP: 0.389, SLG: 0.455	2B		F8		G4-6-3 1B		K			4	0	1	0	0	1	3					
Glenn Wilson, R OBP: 0.298, SLG: 0.360	K				G3				K 2B	4	0	2	0	0	1	0					
Darren Daulton, L OBP: 0.391, SLG: 0.428		1B 2B BB		F9			F6		K	3	1	0	0	1	1	2					
Steve Jeltz, S OBP: 0.357, SLG: 0.280		2B 1B 1B			6-3		F9		BB	3	1	1	0	1	0	0					
Steve Carlton, L Tom Hume, R Tom Foley, L Don Carman, L		1B 2B			4-3		F4		K	2	1	1	1	0	0	0					
Inning Stats	R: 1 E: 1 K: 0 S: 5	H: 3 LOB: 2 BB: 0 P: 5	R: 3 E: 0 K: 2 S: 10	H: 3 LOB: 1 BB: 1 P: 14	R: 0 E: 0 K: 0 S: 4	H: 1 LOB: 0 BB: 0 P: 4	R: 0 E: 0 K: 0 S: 3	H: 0 LOB: 0 BB: 0 P: 3	R: 2 E: 0 K: 0 S: 5	H: 3 LOB: 0 BB: 0 P: 5	R: 0 E: 0 K: 0 S: 3	H: 0 LOB: 0 BB: 0 P: 3	R: 0 E: 0 K: 2 S: 8	H: 1 LOB: 2 BB: 1 P: 12	R: 0 E: 0 K: 2 S: 7	H: 1 LOB: 1 BB: 1 P: 11	R: 0 E: 0 K: 0 S: 4	H: 1 LOB: 1 BB: 0 P: 4	1B: 10 2B: 3 3B: 0 HR: 0	SF: 0 SAC: 0 DP: 1 HBP: 0	WP: 0 PA: 40 PB: 0 SB: 1 CS: 0
PITCHER	IP WLS BF H R ER SO BB IBB HBP BLK WP HR S P ERA WHIP																				
Danny Cox, R ERA: 4.57	(1, 1) 4.0 22 10 6 6 2 1 0 0 0 0 0 0 7 11 13.50 2.750																				
Pat Perry, L ERA: 3.76	(5, 1) 2.1 8 1 0 0 0 1 0 0 0 0 0 0 7 11 0.00 0.857																				
Todd Worrell, R ERA: 1.78	(7, 1) 1.2 W 6 1 0 0 4 1 0 0 0 0 0 0 13 17 0.00 1.200																				
Ken Dayley, L ERA: 4.28	(9, 1) 1.0 S 4 1 0 0 0 0 0 0 0 0 0 0 4 4 0.00 1.000																				

Batter	1	2	3	4	5	6	7	8	9	AB	R	H	RBI	BB	SO	LOB	TOP								
Vince Coleman, S (1, 7) OBP: 0.322, SLG: 0.324	F6		F9		4-3	F9			4-3	5	0	0	0	0	0	2									
Ozzie Smith, S (1, 6) OBP: 0.400, SLG: 0.377	L5		WP S 1B			2B	1B	1B WP BB	B5-3	4	2	2	0	1	0	0									
Tom Herr, S (1, 4) OBP: 0.298, SLG: 0.276	K		K			2B	1B	1B	5-3	5	1	2	1	0	2	1									
Jack Clark, R (1, 3) OBP: 0.373, SLG: 0.438		F7		6-3		2B	2B	1B		3	1	1	1	1	0	0									
Willie McGee, S (1, 8) OBP: 0.298, SLG: 0.339	E5 4-3 1B			CS BB		2B	BB	3-H 1B	K	3	2	2	1	1	1	1									
Curt Ford, L (1, 9) OBP: 0.343, SLG: 0.433 Andy Van Slyke, L (6, 9) OBP: 0.282, SLG: 0.312	4-3			F8		2B	BB		K	2	1	0	0	1	0	2									
Michael LaValliere, L (1, 2) OBP: 0.376, SLG: 0.380		1B		CS		1B			F7	4	0	2	1	0	0	3									
Terry Pendleton, S (1, 5) OBP: 0.269, SLG: 0.262	4-3			K		K			4-3	4	0	1	3	0	1	2									
Greg Mathews, R (1, 1) Todd Worrell, R (8, 1)			K		K	F4			6-3	4	0	0	0	0	2	2									
										0	0	0	0	0	0	0									
Inning Stats	R: 0 E: 0 K: 1 S: 5	H: 0 LOB: 0 BB: 0 P: 5	R: 1 E: 1 K: 0 S: 5	H: 2 LOB: 1 BB: 0 P: 5	R: 0 E: 0 K: 2 S: 8	H: 1 LOB: 1 BB: 0 P: 8	R: 0 E: 0 K: 0 S: 2	H: 0 LOB: 0 BB: 1 P: 6	R: 0 E: 0 K: 2 S: 8	H: 1 LOB: 1 BB: 0 P: 8	R: 5 E: 0 K: 0 S: 7	H: 4 LOB: 1 BB: 2 P: 15	R: 1 E: 0 K: 2 S: 8	H: 2 LOB: 1 BB: 1 P: 12	R: 0 E: 0 K: 0 S: 3	H: 0 LOB: 0 BB: 0 P: 3	R: 0 E: 0 K: 0 S: 3	H: 0 LOB: 0 BB: 0 P: 3	1B: 7 2B: 3 3B: 0 HR: 0	SF: 0 SAC: 0 DP: 0 HBP: 0	WP: 2 PB: 0 SB: 1 CS: 1	PA: 40			
PITCHER	IP	WLS	BF	H	R	ER	SO	BB	IBB	HBP	BLK	WP	HR	S	P	ERA	WHIP								
Mike Maddux, R (1, 1) ERA: 9.98	5.0	L	23	7	5	4	5	2	0	0	0	1	0	31	39	7.20	1.800								
Randy Lerch, L (6, 1) ERA: 7.88	2.0	10	3	2	2	2	2	0	0	0	0	1	0	12	20	9.00	2.500								
Tom Hume, R (8, 1) ERA: 5.09	1.0	3	0	0	0	0	0	0	0	0	0	0	0	3	3	0.00	0.000								
Kent Tekulve, R (9, 1) ERA: 2.82	1.0	3	0	0	0	0	0	0	0	0	0	0	0	3	3	0.00	0.000								

St. Louis Cardinals @ Philadelphia Phillies
Veterans Stadium, Philadelphia, PA
Sun Jun 22 1986, 3:33 AM EDT
Att: 32,570 - Unknown

AB 35
R 7
H 10
RBI 7
BB 4
SO 7
LOB 14



Batter	1	2	3	4	5	6	7	8	9	AB	R	H	RBI	BB	SO	LOB	BOTTOM								
Jeff Stone, L (1, 7) OBP: 0.327, SLG: 0.343	B1-3		6-3			F7		HR		4	1	1	0	0	0	0									
Juan Samuel, R (1, 4) OBP: 0.303, SLG: 0.386	K		K			5-3		HR		4	1	1	2	0	2	0									
Ron Roenicke, S (1, 8) OBP: 0.377, SLG: 0.375	2B			F4		K		K		3	0	0	0	1	2	0									
Mike Schmidt, R (1, 5) OBP: 0.388, SLG: 0.538				E5 1B				K		4	2	3	1	0	1	0									
Von Hayes, L (1, 3) OBP: 0.391, SLG: 0.453	F7			G5-4-3 1B				HR		3	0	1	1	1	1	2									
Glenn Wilson, R (1, 9) OBP: 0.301, SLG: 0.366			K	G5-4-3				BB		4	0	2	0	0	1	1									
John Russell, R (1, 2) OBP: 0.344, SLG: 0.438			K					1B		4	0	0	0	0	3	3									
Steve Jeltz, S (1, 6) OBP: 0.353, SLG: 0.276 Tom Foley, L (9, PH) OBP: 0.412, SLG: 0.393	4-3					F9				3	0	0	0	0	0	1									
Mike Maddux, L (1, 1) Randy Lerch, L (6, 1) Tom Hume, R (8, 1) Rick Schu, R (9, PH) Kent Tekulve, R (9, 1) Greg Gross, L (9, PH) OBP: 0.463, SLG: 0.357			5-3					F9		2	0	0	0	0	0	0									
Inning Stats	R: 0 E: 0 K: 1 S: 6	H: 1 LOB: 2 BB: 1 P: 10	R: 0 E: 0 K: 2 S: 7	H: 0 LOB: 0 BB: 0 P: 7	R: 0 E: 0 K: 1 S: 5	H: 0 LOB: 0 BB: 0 P: 5	R: 1 E: 1 K: 0 S: 4	H: 2 LOB: 0 BB: 0 P: 4	R: 0 E: 0 K: 1 S: 5	H: 0 LOB: 0 BB: 0 P: 5	R: 0 E: 0 K: 1 S: 5	H: 0 LOB: 0 BB: 0 P: 5	R: 1 E: 0 K: 1 S: 7	H: 2 LOB: 1 BB: 0 P: 7	R: 2 E: 0 K: 2 S: 9	H: 2 LOB: 2 BB: 0 P: 9	R: 0 E: 0 K: 3 S: 10	H: 1 LOB: 2 BB: 1 P: 14	1B: 4 2B: 2 3B: 0 HR: 2	SF: 0 SAC: 0 DP: 1 HBP: 0	WP: 0 PB: 0 SB: 0 CS: 0	PA: 36			
PITCHER	IP	WLS	BF	H	R	ER	SO	BB	IBB	HBP	BLK	WP	HR	S	P	ERA	WHIP								
Greg Mathews, L (1, 1) ERA: 2.5	7.2	W	30	7	4	3	8	1	0	0	0	0	0	45	49	3.52	1.043								
Todd Worrell, R (8, 1) ERA: 1.73	1.1	S	6	1	0	0	4	1	0	0	0	0	0	13	17	0.00	1.500								

St. Louis Cardinals @ Philadelphia Phillies
Veterans Stadium, Philadelphia, PA
Sun Jun 22 1986, 3:33 AM EDT
Att: 32,570 - Unknown

AB 34
R 4
H 8
RBI 4
BB 2
SO 12
LOB 11



Batter	1	2	3	4	5	6	7	8	9	AB	R	H	RBI	BB	SO	LOB	TOP		
Shawon Dunston, R OBP: 0.321, SLG: 0.457 (1, 6)	F8		F9			F8		6-3		4	0	0	0	0	0	3	Chicago Cubs @ Philadelphia Phillies Veterans Stadium, Philadelphia, PA Mon Jun 23 1986, 7:05 PM EDT Att: 21,899 - Unknown		
Gary Matthews, R OBP: 0.358, SLG: 0.376 (1, 7)	F8		G5-4-3			4-3		K		4	0	0	0	0	1	3			
23 Ryne Sandberg, R OBP: 0.327, SLG: 0.437 Chris Speier, R OBP: 0.306, SLG: 0.370 (1, 4) (6, 4)	F6			F4			F6		5-3	3	0	0	0	0	0	0			
Keith Moreland, R OBP: 0.344, SLG: 0.403 Terry Francona, L OBP: 0.241, SLG: 0.226 (1, 9) (7, 3)		FC5-4 BB		F9			F9		6-3	2	0	0	0	1	0	0			
Ron Cey, R OBP: 0.366, SLG: 0.512 (1, 5)		F7		F6			1B 2B		1B	4	1	2	0	0	0	1			
Leon Durham, L OBP: 0.345, SLG: 0.416 Dave Martinez, L OBP: 0.154, SLG: 0.083 (1, 3) (7, 8)		FC5-4			G3		FC6-4 1B		FC6-4 1B	3	0	1	1	0	0	1			
Jerry Mumphrey, S OBP: 0.354, SLG: 0.338 (1, 8) (7, 9)		F8			K		FC6-4 1B		FC6-4	4	0	0	0	0	1	4			
Steve Lake, R OBP: 0.450, SLG: 0.474 (1, 2)			F9 E 1B		4-3			SH1-3 1B		3	0	2	0	0	0	0			
Jamie Moyer, L OBP: 0.309, SLG: 0.425 George Frazier, R OBP: 0.235, SLG: 0.311 Jay Baller, R OBP: 0.305, SLG: 0.375 (1, 1) (3, 1) (6, 1)			E1 G5-4-3			F7		SH1-3		1	0	0	0	0	0	1			
										1	0	0	0	0	0	0			
										0	0	0	0	0	0	0			
Inning Stats	R: 0 E: 0 K: 0 S: 3	H: 0 LOB: 0 BB: 0 P: 3	R: 0 E: 0 K: 0 S: 3	H: 0 LOB: 1 BB: 1 P: 7	R: 0 E: 1 K: 0 S: 4	H: 1 LOB: 1 BB: 0 P: 4	R: 0 E: 0 K: 0 S: 3	H: 0 LOB: 0 BB: 0 P: 3	R: 0 E: 0 K: 1 S: 5	H: 0 LOB: 0 BB: 0 P: 5	R: 1 E: 0 K: 0 S: 5	H: 2 LOB: 1 BB: 0 P: 5	R: 0 E: 0 K: 1 S: 6	H: 1 LOB: 2 BB: 0 P: 6	R: 0 E: 0 K: 0 S: 5	H: 2 LOB: 2 BB: 0 P: 5	1B: 5 2B: 1 3B: 0 HR: 0	SF: 0 SAC: 1 DP: 1 HBP: 0	WP: 0 PA: 34 PB: 0 SB: 0 CS: 0
PITCHER Shane Rawley, L ERA: 2.8 (1, 1)	IP: 9.0 WLS: W BF: 34 H: 6 R: 1 ER: 1 SO: 2 BB: 1 IBB: 0 HBP: 0 BLK: 0 WP: 0 HR: 0 S: 37 P: 41 ERA: 1.00 WHIP: 0.778															PITCHER			

Batter	1	2	3	4	5	6	7	8	9	AB	R	H	RBI	BB	SO	LOB	BOTTOM
Ron Roenicke, S OBP: 0.389, SLG: 0.387 (1, 8) (6, 7)	2B HR 1B	6-3		F6	2B HR BB	2B HR BB		2B 2B		4	3	2	1	2	0	0	Chicago Cubs @ Philadelphia Phillies Veterans Stadium, Philadelphia, PA Mon Jun 23 1986, 7:05 PM EDT Att: 21,899 - Unknown
Rick Schu, R OBP: 0.333, SLG: 0.395 (1, 5)	HR 2B		HR 1B	2B BB	HR 2B	1B		F8		5	3	4	4	1	0	1	
Juan Samuel, R OBP: 0.309, SLG: 0.425 Luis Aguayo, R OBP: 0.235, SLG: 0.311 (1, 4) (6, 4)	HR		F3	2B	HR 2B	1B		1B 2B		5	2	3	6	0	0	3	
Mike Schmidt, R OBP: 0.390, SLG: 0.555 Milt Thompson, L OBP: 0.244, SLG: 0.269 (1, 3) (6, 8)	SH1-3 2B		HR	G3	F5		HR	FC4-6 1B		4	1	2	2	0	0	2	
Von Hayes, L OBP: 0.394, SLG: 0.452 (1, 7) (6, 3)	SH1-3		S 2B BB		S 2B 1B	SF8 BB		FC4-6		3	3	1	0	2	1	1	
Glenn Wilson, R OBP: 0.305, SLG: 0.375 (1, 9)	K		K	2B BB	2B BB	SF8 1B 2B		F9		5	2	2	0	1	2	3	
John Russell, R OBP: 0.347, SLG: 0.459 (1, 2)	6-3		2B	2B	2B	K		5-3		5	1	2	2	0	1	4	
Steve Jeltz, S OBP: 0.349, SLG: 0.270 (1, 6)		1-3	K		5-3	SF8 1B BB		FC5		4	1	0	0	1	1	4	
Shane Rawley, R OBP: 0.186, SLG: 0.195 (1, 1)		K		6-3	K	SF8		2B 2B		4	1	1	1	0	2	2	
										1B: 5 2B: 11 3B: 0 HR: 4	SF: 1 SAC: 1 DP: 0 HBP: 0	WP: 0 PA: 51 PB: 0 SB: 3 CS: 0					
Inning Stats	R: 3 E: 0 K: 1 S: 9	H: 4 LOB: 1 BB: 0 P: 9	R: 0 E: 0 K: 1 S: 5	H: 0 LOB: 0 BB: 0 P: 5	R: 3 E: 0 K: 2 S: 10	H: 3 LOB: 1 BB: 1 P: 14	R: 0 E: 0 K: 0 S: 4	H: 1 LOB: 2 BB: 1 P: 8	R: 6 E: 0 K: 1 S: 9	H: 4 LOB: 0 BB: 2 P: 17	R: 3 E: 0 K: 1 S: 7	H: 2 LOB: 3 BB: 3 P: 19	R: 1 E: 0 K: 1 S: 7	H: 2 LOB: 1 BB: 0 P: 7	R: 3 E: 0 K: 0 S: 7	H: 4 LOB: 1 BB: 0 P: 7	
PITCHER Jamie Moyer, L ERA: 10.0 George Frazier, R ERA: 5.4 Jay Baller, R ERA: 5.37 (1, 1) (3, 1) (6, 1)	IP: 2.2 WLS: L BF: 16 H: 7 R: 6 ER: 8 SO: 2 BB: 4 IBB: 0 HBP: 0 BLK: 0 WP: 0 HR: 1 S: 17 P: 33 ERA: 30.86 WHIP: 4.286															PITCHER	

AB	32
R	1
H	6
RBI	1
BB	1
SO	2
LOB	13



AB	42
R	19
H	20
RBI	19
BB	7
SO	7
LOB	20



Batter	1	2	3	4	5	6	7	8	9	10	AB	R	H	RBI	BB	SO	LOB	TOP									
Davey Lopes, R OBP: 0.418, SLG: 0.482 Guy Hoffman, L (7, 1)	4-0 1B S SF9		0-0 4-3		0-0 F9		0-0 2B S 1B		4-0 2B BB		3	1	1	2	1	0	1	Chicago Cubs @ Philadelphia Phillies Veterans Stadium, Philadelphia, PA Tue Jun 24 1986, 7:05 PM EDT Att: 24,757 - Unknown									
Ron Cey, R OBP: 0.371, SLG: 0.512 Terry Francona, L OBP: 0.241, SLG: 0.226 Chris Speier, R OBP: 0.306, SLG: 0.370	0-0 SF9 2B 1-3 1B		0-0 F3		0-3 K		0-0 F8		0-3 K		5	0	1	0	0	2	5										
Shawon Dunston, R OBP: 0.319, SLG: 0.452	0-0 1-3		0-0 4-3		0-0 F7		0-0 6-3		0-0 1-3 2B		5	0	1	2	0	0	4										
23 Ryne Sandberg, R OBP: 0.325, SLG: 0.437	0-0 1-2																										
Keith Moreland, R OBP: 0.341, SLG: 0.401 Lee Smith, R (9, 1)	0-0 SF9																										
Lee Smith, R (9, 1)	0-0 2-3 3-H																										
Leon Durham, L OBP: 0.338, SLG: 0.407	0-3 K																										
Jody Davis, R OBP: 0.295, SLG: 0.411																											
Gary Matthews, R OBP: 0.365, SLG: 0.390																											
Dave Martinez, L OBP: 0.294, SLG: 0.143																											
Steve Trout, L OBP: 0.207, SLG: 0.214 Dennis Eckerstey, R OBP: 0.206, SLG: 0.400 Jerry Mumphy, S OBP: 0.349, SLG: 0.333																											
Inning Stats	R: 1 E: 0 K: 1 S: 6	H: 1 LOB: 1 BB: 1 P: 10	R: 0 E: 0 K: 1 S: 6	H: 1 LOB: 1 BB: 0 P: 6	R: 0 E: 0 K: 0 S: 3	H: 0 LOB: 0 BB: 0 P: 3	R: 0 E: 0 K: 2 S: 8	H: 1 LOB: 1 BB: 0 P: 8	R: 1 E: 1 K: 1 S: 6	H: 0 LOB: 1 BB: 1 P: 10	R: 0 E: 0 K: 1 S: 5	H: 0 LOB: 0 BB: 0 P: 5	R: 2 E: 0 K: 0 S: 5	H: 2 LOB: 1 BB: 1 P: 9	R: 0 E: 0 K: 1 S: 5	H: 0 LOB: 0 BB: 0 P: 5	R: 2 E: 0 K: 2 S: 10	H: 3 LOB: 3 BB: 1 P: 14	R: 0 E: 0 K: 1 S: 5	H: 0 LOB: 0 BB: 0 P: 5	1B: 6 2B: 2 3B: 0 HR: 0	SF: 1 SAC: 0 DP: 0 HBP: 0	WP: 0 PB: 0 SB: 4 CS: 0	PA: 43			
PITCHER	IP	WLS	BF	H	R	ER	SO	BB	IBB	HBP	BLK	WP	HR	S	P	ERA	WHIP										
Kevin Gross, R ERA: 4.28	(1, 1)	6.1	28	5	4	3	6	3	0	0	0	0	0	37	49	4.26	1.263										
Kent Tekulve, R ERA: 3.15	(7, 1)	1.2	7	2	2	2	1	0	0	0	0	0	0	9	9	10.80	1.200										
Don Carman, L ERA: 4.45	(9, 1)	0.1	2	0	0	0	1	1	0	0	0	0	0	3	7	0.00	3.000										
Steve Bedrosian, R ERA: 4.32	(9, 1)	1.2	W	6	1	0	0	2	0	0	0	0	0	10	10	0.00	0.600										
Batter	1	2	3	4	5	6	7	8	9	10	AB	R	H	RBI	BB	SO	LOB	BOTTOM									
Ron Roenicke, S OBP: 0.396, SLG: 0.398	0-3 K		0-0 1B BB 1B	4-0 1-2 BB		0-0 1-3 2B		0-0 F4			4	2	2	0	1	1	0	Chicago Cubs @ Philadelphia Phillies Veterans Stadium, Philadelphia, PA Tue Jun 24 1986, 7:05 PM EDT Att: 24,757 - Unknown									
Rick Schu, R OBP: 0.336, SLG: 0.391	0-0 5-3		4-0 1-2 1B BB	0-0 F8		0-3 K		0-0 1B			4	1	1	0	1	1	4										
Juan Samuel, R OBP: 0.311, SLG: 0.431	0-3 K		0-0 1-2 2-3 1B		0-0 FC6 2B		0-0 SF7		0-0 F4		4	0	2	1	0	1	1										
Mike Schmidt, R OBP: 0.390, SLG: 0.551			0-0 1-6-3 2B 1B	0-0 F3		0-0 FC6 1B		0-0 K			5	2	2	1	0	1	4										
Von Hayes, L OBP: 0.391, SLG: 0.447	0-0 4-3		0-0 1-2 1B	0-0 F9		0-0 F7		0-3 K			5	0	1	2	0	1	3										
Glenn Wilson, R OBP: 0.309, SLG: 0.368	0-0 1-6-3		0-0 G3		0-0 E5 1B		0-0 F3		0-0 4-3		5	0	0	0	0	0	4										
John Russell, R OBP: 0.359, SLG: 0.511	0-0 2-3		0-0 F8		0-0 FC6-4 1B		0-0 F8		0-0 HR		5	1	3	3	0	0	0										
Steve Jeltz, S OBP: 0.348, SLG: 0.269	0-0 F9		0-0 K		0-0 FC6-4 1B		0-0 5-3				4	0	1	0	0	0	3										
Kevin Gross, R OBP: 0.237, SLG: 0.351 Kent Tekulve, R (7, 1) Don Carman, L (9, 1) Steve Bedrosian, R (9, 1)	0-0 1-3		0-0 1-3 K		0-0 2B SF7 1B		0-3 K				3	1	1	0	0	1	1										
Inning Stats	R: 0 E: 0 K: 2 S: 7	H: 0 LOB: 0 BB: 0 P: 7	R: 1 E: 0 K: 0 S: 5	H: 2 LOB: 1 BB: 0 P: 5	R: 2 E: 0 K: 0 S: 6	H: 3 LOB: 2 BB: 1 P: 10	R: 0 E: 0 K: 1 S: 6	H: 1 LOB: 2 BB: 1 P: 10	R: 1 E: 1 K: 0 S: 6	H: 2 LOB: 2 BB: 0 P: 6	R: 2 E: 0 K: 1 S: 8	H: 3 LOB: 1 BB: 0 P: 8	R: 0 E: 0 K: 0 S: 3	H: 0 LOB: 0 BB: 0 P: 3	R: 0 E: 0 K: 1 S: 6	H: 1 LOB: 1 BB: 0 P: 6	R: 0 E: 0 K: 2 S: 7		H: 0 LOB: 0 BB: 0 P: 7	R: 1 E: 0 K: 0 S: 1	H: 1 LOB: 0 BB: 0 P: 1	1B: 9 2B: 3 3B: 0 HR: 1	SF: 1 SAC: 0 DP: 0 HBP: 0	WP: 0 PB: 0 SB: 1 CS: 0	PA: 43		
PITCHER	IP	WLS	BF	H	R	ER	SO	BB	IBB	HBP	BLK	WP	HR	S	P	ERA	WHIP										
Steve Trout, L ERA: 4.67	(1, 1)	5.0	28	10	6	5	3	2	0	0	0	0	0	32	40	9.00	2.400										
Dennis Eckerstey, R ERA: 5.91	(8, 1)	1.0	4	1	0	0	1	0	0	0	0	0	0	6	6	0.00	1.000										
Guy Hoffman, L ERA: 4.39	(7, 1)	2.0	7	1	0	0	1	0	0	0	0	0	0	9	9	0.00	0.500										
Lee Smith, R ERA: 2.84	(9, 1)	1.0	L	4	1	1	2	0	0	0	0	0	1	8	8	9.00	1.000										

Batter	1	2	3	4	5	6	7	8	9	10	11	12	13	14	15	16	17	AB	R	H	RBI	BB	SO	LOB	TOP			
Jeff Stone, L Rick Scott, R Don Carman, L Steve Bestrosian, R Tom Hume, L	4-3		1B		K			G6-4-3 1B		5-3		6-3			FC6-4 BB		F4	4	0	2	1	0	1	1				
Juan Samuel, R	6-3		K			5-3		G6-4-3		6-3			F7		FC6-4 1B			7	0	0	0	0	1	4				
Ron Roenicke, S			F8					F9			3-1							6	0	3	0	1	0	1				
Mike Schmidt, R	F3			6-3				F9					F8				F8	6	0	0	0	1	0	3				
Von Hayes, L			F6			4-3				5-3		G4-6-3 BB					4-3	7	0	0	0	0	1	3				
Glenn Wilson, R			F8		6-3								4-3				K	6	0	0	0	1	2	0				
John Russell, R			K					F8					K					6	1	2	0	1	3	1				
Steve Jeltz, S Kent Tekulve, R Tom Hume, R			5-3					FC6-4 BB									L4-3 1B	5	0	2	0	1	0	3				
Shane Rawley, R Milt Thompson, L					SH3 2B			G4-6-3									SH3-4 1B	3	0	0	0	0	0	0				
Inning Stats	R:0 E:0 K:0 S:4	H:1 LOB:1 BB:0 P:4	R:0 E:0 K:1 S:5	H:0 LOB:0 BB:0 P:5	R:1 E:0 K:1 S:7	H:2 LOB:1 BB:0 P:7	R:0 E:0 K:0 S:3	H:0 LOB:0 BB:0 P:3	R:0 E:0 K:1 S:5	H:0 LOB:1 BB:1 P:9	R:0 E:0 K:0 S:3	H:0 LOB:1 BB:1 P:7	R:0 E:0 K:0 S:3	H:1 LOB:1 BB:0 P:4	R:0 E:0 K:1 S:7	H:2 LOB:2 BB:0 P:7	R:0 E:0 K:0 S:4	H:1 LOB:0 BB:0 P:5	R:0 E:0 K:2 S:7	H:0 LOB:0 BB:0 P:7	R:0 E:0 K:0 S:4	H:0 LOB:0 BB:0 P:7	R:1 E:0 K:0 S:4	H:2 LOB:0 BB:0 P:4	1B:11 2B:2 3B:0 HR:0	SF:0 SAC:3 DP:4 HBP:0	WP:0 PB:0 SB:1 CS:0	PA:64
PITCHER	IP 9.0	WLS 34	BF 4	H 1	R 1	ER 0	SO 4	BB 0	IBB 0	HBP 0	BLK 0	WP 0	HR 0	S 38	P 54	ERA 1.00	WHIP 0.889											
Bob Forsch, R Ken Dayley, L Todd Worrell, R Ricky Horton, L Pat Perry, L	16.1	0.2	3	1	0	0	0	0	0	0	0	0	0	3	3	0.00	1.500											
Bob Forsch, R Rick Ownbey, R	16.1	2.0	7	2	1	1	2	0	0	0	0	0	0	11	11	4.50	1.000											

Philadelphia Phillies @ St. Louis Cardinals
 Busch Stadium, St. Louis, MO
 Fri Jun 27 1986, 7:05 PM CDT
 Alt. 37,903 - Unknown

AB 55
 R 2
 H 12
 RBI 2
 BB 6
 SO 8
 LOB 21



Batter	1	2	3	4	5	6	7	8	9	10	11	12	13	14	15	16	17	AB	R	H	RBI	BB	SO	LOB	BOTTOM			
Vince Coleman, S	F8		K		FC5-2 SH			F5						B1-3		G3		7	1	1	0	1	1	3				
Ozzie Smith, S	F8		FC6-5-4-6 1B		SH FC6-4			5-3									6-3	5	0	0	1	2	0	1				
Tom Herr, S	6-3				FC6-4 1B			F8									F4	8	0	1	0	0	1	5				
Willie McGee, S			6-3		F3			K									6-3	8	0	1	0	0	2	5				
Alan Knicely, R Andy Van Slyke, L			BB 1B BB		FC5-4 BB			G5-4-3 BB										1	0	1	0	3	0	0				
Tito Landrum, R Ricky Horton, L Curt Ford, L Paul Perry, L Joel Guzman, S Rick Ownbey, R					FC5-4 BB			G5-4-3										F7	4	0	0	0	1	1	3			
Mike Heath, R Michael Lawless, R			BB 1B BB		G4-6-3 BB			4-3									4-3	4	0	0	0	1	1	4				
Terry Pendragon, S Ken Dayley, R Todd Worrell, R Curt Ford, L			G4-6-3		F9			K									F8	4	0	0	0	0	1	6				
Bob Forsch, R Tom Lawless, R					FC5-2 3B			F9									F8	3	0	2	0	0	0	0				
Inning Stats	R:0 E:0 K:0 S:3	H:0 LOB:0 BB:0 P:3	R:0 E:0 K:0 S:3	H:1 LOB:2 BB:2 P:11	R:0 E:0 K:1 S:7	H:2 LOB:2 BB:0 P:7	R:0 E:0 K:0 S:3	H:0 LOB:0 BB:0 P:3	R:1 E:1 K:1 S:7	H:1 LOB:1 BB:1 P:9	R:0 E:0 K:0 S:2	H:0 LOB:0 BB:0 P:6	R:0 E:0 K:1 S:5	H:1 LOB:2 BB:1 P:13	R:0 E:0 K:1 S:6	H:1 LOB:2 BB:1 P:10	R:0 E:0 K:0 S:3	H:0 LOB:0 BB:0 P:3	R:0 E:0 K:4 S:4	H:1 LOB:1 BB:0 P:4	R:0 E:0 K:0 S:4	H:1 LOB:1 BB:0 P:4	R:0 E:0 K:0 S:3	H:0 LOB:0 BB:0 P:3	1B:5 2B:5 3B:1 HR:0	SF:0 SAC:1 DP:4 HBP:0	WP:0 PB:0 SB:3 CS:0	PA:67
PITCHER	IP 9.0	WLS 35	BF 5	H 1	R 1	ER 0	SO 5	BB 1	IBB 0	HBP 0	BLK 0	WP 0	HR 0	S 40	P 60	ERA 1.000	WHIP 1.000											
Shane Rawley, L Don Carman, L Steve Bestrosian, R Kent Tekulve, R Tom Hume, R	2.0	8	1	0	0	2	2	0	0	0	0	0	0	12	20	0.00	1.000											
Shane Rawley, L Tom Lawless, R	17.1	1.0	3	0	0	0	0	0	0	0	0	0	0	3	3	0.00	0.000											

Philadelphia Phillies @ St. Louis Cardinals
 Busch Stadium, St. Louis, MO
 Fri Jun 27 1986, 7:05 PM CDT
 Alt. 37,903 - Unknown

AB 57
 R 1
 H 10
 RBI 1
 BB 9
 SO 9
 LOB 35



Batter	1	2	3	4	5	6	7	8	9	10	AB	R	H	RBI	BB	SO	LOB	TOP	
Ron Roenicke, S OBP: 0.419, SLG: 0.432 (1.8, 9.7)	4-0 BLK 2B BB	0-0 5-3		0-0 2B			4-0 FC5-4 BB		0-0 F9	0-0 SF7	3	1	1	1	2	0	2		
Rick Schu, R OBP: 0.333, SLG: 0.381 Milt Thompson, L OBP: 0.256, SLG: 0.281 (9, PR)	0-3 K	4-0 1B BB		0-0 F3			0-0 FC5-4 FC6-4 1-2		0-0 BB 1B	0-0 E3 1B	4	0	1	0	1	1	3		
Juan Samuel, R OBP: 0.297, SLG: 0.410 (1.4)	0-0 1B 2B	0-0 1B			0-0 F6		0-0 K		0-3 K	0-3 5-3	6	1	2	2	0	2	3		
Mike Schmidt, R OBP: 0.381, SLG: 0.638 (1.3, 9.5)	0-0 6-3	0-0 F7			0-0 F9		0-0 FC6-4 1-2		0-0 FC5 BB		4	0	0	0	1	0	5		
Von Hayes, L OBP: 0.380, SLG: 0.431 (1.7, 9.3)	0-0 1B 2H		0-3 K		0-0 3-1			0-0 1B 1B	0-0 FC5 1-2		5	0	2	1	0	1	2		
Glenn Wilson, R OBP: 0.297, SLG: 0.347 (1.9)	0-0 5-3		0-0 5-3		0-0 F7			0-0 F7		0-0 F1	5	0	0	0	0	0	2		
Ronn Reynolds, R OBP: 0.667, SLG: 2.000 (1.2)		4-0 5-3 1B BB		0-0 F9			0-0 HR		0-0 F9	4-0 1B SF7 BB	3	3	1	1	2	0	1		
Steve Jeltz, S OBP: 0.359, SLG: 0.284 (1.6)		0-0 1B 5-3 1B		0-0 F8			0-0 B2		0-0 1B	0-0 SF7 1B 1B	5	1	3	0	0	0	0		
Bruce Ruffin, S Don Carman, L John Russell, R Steve Bedrosian, R Luis Aguayo, R Tom Hume, R (1.11, 7.1, 8.1, 8.1, 10.1, 10.1)		0-3 K		0-0 F6			0-0 4-3		0-0 F9	0-0 SF7 E 1B	3	0	0	0	0	0	1	2	
Inning Stats	R: 2 E: 0 K: 1 S: 7	H: 2 LOB: 1 BB: 1 P: 11	R: 1 E: 0 K: 1 S: 7	H: 2 LOB: 3 BB: 2 P: 15	R: 0 E: 0 K: 1 S: 5	H: 0 LOB: 0 BB: 0 P: 4	R: 0 E: 0 K: 0 S: 4	H: 1 LOB: 1 BB: 0 P: 4	R: 0 E: 0 K: 0 S: 5	H: 0 LOB: 2 BB: 0 P: 5	R: 0 E: 0 K: 1 S: 6	H: 1 LOB: 3 BB: 1 P: 10	R: 3 E: 1 K: 0 S: 6	H: 3 LOB: 1 BB: 1 P: 10	1B: 9 2B: 2 3B: 0 HR: 1	SF: 1 SAC: 0 DP: 0 HBP: 0	WP: 0 PB: 0 SB: 0 CS: 0	PA: 48	
PITCHER	IP WLS BF H R ER SO BB IBB HBP BLK WP HR S P ERA WHIP	IP WLS BF H R ER SO BB IBB HBP BLK WP HR S P ERA WHIP	IP WLS BF H R ER SO BB IBB HBP BLK WP HR S P ERA WHIP	IP WLS BF H R ER SO BB IBB HBP BLK WP HR S P ERA WHIP	IP WLS BF H R ER SO BB IBB HBP BLK WP HR S P ERA WHIP	IP WLS BF H R ER SO BB IBB HBP BLK WP HR S P ERA WHIP	IP WLS BF H R ER SO BB IBB HBP BLK WP HR S P ERA WHIP	IP WLS BF H R ER SO BB IBB HBP BLK WP HR S P ERA WHIP	IP WLS BF H R ER SO BB IBB HBP BLK WP HR S P ERA WHIP	IP WLS BF H R ER SO BB IBB HBP BLK WP HR S P ERA WHIP	IP WLS BF H R ER SO BB IBB HBP BLK WP HR S P ERA WHIP	IP WLS BF H R ER SO BB IBB HBP BLK WP HR S P ERA WHIP	IP WLS BF H R ER SO BB IBB HBP BLK WP HR S P ERA WHIP	IP WLS BF H R ER SO BB IBB HBP BLK WP HR S P ERA WHIP	IP WLS BF H R ER SO BB IBB HBP BLK WP HR S P ERA WHIP	IP WLS BF H R ER SO BB IBB HBP BLK WP HR S P ERA WHIP	IP WLS BF H R ER SO BB IBB HBP BLK WP HR S P ERA WHIP	IP WLS BF H R ER SO BB IBB HBP BLK WP HR S P ERA WHIP	
Greg Mathews, L ERA: 2.89 Rick Ownbey, R ERA: 4.1 Ken Dayley, L ERA: 3.77 Pat Perry, L ERA: 3.73 (1.1, 8.1, 8.1, 10.1)	7.0 0.2 1.1 1.0	31 3 7 7	6 0 2 3	4 0 0 2	4 0 1 0	4 0 0 0	4 0 0 0	4 0 0 0	4 0 0 0	4 0 0 0	4 0 0 0	4 0 0 0	4 0 0 0	4 0 0 0	4 0 0 0	4 0 0 0	4 0 0 0	4 0 0 0	4 0 0 0

Philadelphia Phillies @ St. Louis Cardinals
Busch Stadium, St. Louis, MO
Sat Jun 28 1986, 7:05 PM CDT
Att. 43,513 - Unknown

AB	41
R	7
H	12
RBI	6
BB	6
SO	5
LOB	22



Batter	1	2	3	4	5	6	7	8	9	10	AB	R	H	RBI	BB	SO	LOB	BOTTOM						
Vince Coleman, S OBP: 0.330, SLG: 0.322 (1.7)	0-0 4-3		0-0 5-3		0-0 FC4-6 1B FC4-2 1-2		0-0 S 1B 2H		0-0 SH 1B		4	1	1	1	0	0	1							
Ozzie Smith, S OBP: 0.401, SLG: 0.370 (1.6)	0-0 F6		0-0 1B		0-0 FC4-2 1B		0-0 S 2B 1B 1H		0-0 IBB		4	1	3	1	1	0	0							
Tom Herr, S OBP: 0.318, SLG: 0.294 (1.4)	1-0 BB HBP		0-0 1B		0-0 FC4-2 1-2		0-0 K 1-2		0-3 K		4	0	1	0	0	2	6							
Willie McGee, S OBP: 0.293, SLG: 0.334 (1.8, 9.9)	4-0 1B BB		0-0 3-1		0-0 6-3		0-0 S 2B 2H		0-3 K		4	0	1	1	1	1	6							
Alan Knicely, R Ken Dayley, L Michael LaValliere, L Pat Perry, L (1.3, 8.1, 9.1, 10.1)	0-0 4-3		0-0 5-3		0-0 K2-3		0-0 5-3		0-0 F6		4	0	0	0	0	1	3							
Tito Landrum, R Curt Ford, L (1.9, 8.1, 9.9)		0-0 E5 4-3 5-3		0-3 K		0-0 6-3		0-0 F5		0-0 1B	3	0	0	0	0	1	0							
Mike Heath, R OBP: 0.287, SLG: 0.307 (1.2)		0-0 5-3		0-0 HR		0-3 K		0-0 F9		0-0 F7	5	1	1	1	0	1	2							
Terry Pendleton, S OBP: 0.267, SLG: 0.264 (1.5)		0-0 4-3		0-0 6-3		0-0 S 1B 2B		0-0 4-3		0-0 F9	5	1	1	0	0	0	2							
Greg Mathews, R José Oquendo, S Rick Ownbey, R Andy Van Slyke, L (1.1, 7.1, 8.1, 8.3)		0-3 K		0-0 FC4-6 1B		0-3 K		0-0 SH S 1B		0-3 K	2	0	1	0	0	1	1							
Inning Stats	R: 0 E: 0 K: 0 S: 3	H: 0 LOB: 2 BB: 1 P: 8	R: 0 E: 1 K: 1 S: 6	H: 0 LOB: 1 BB: 0 P: 6	R: 0 E: 0 K: 0 S: 4	H: 2 LOB: 1 BB: 0 P: 4	R: 1 E: 0 K: 1 S: 6	H: 1 LOB: 0 BB: 0 P: 6	R: 0 E: 0 K: 0 S: 5	H: 2 LOB: 2 BB: 0 P: 5	R: 0 E: 0 K: 2 S: 7	H: 0 LOB: 0 BB: 0 P: 7	R: 3 E: 0 K: 2 S: 11	H: 4 LOB: 1 BB: 0 P: 11	R: 0 E: 0 K: 0 S: 3	H: 0 LOB: 0 BB: 0 P: 3	R: 0 E: 1 K: 2 S: 9	H: 1 LOB: 3 BB: 1 P: 13	R: 0 E: 0 K: 1 S: 6	H: 1 LOB: 1 BB: 0 P: 6	1B: 8 2B: 2 3B: 0 HR: 1	SF: 0 SAC: 1 DP: 0 HBP: 1	WP: 0 PB: 0 SB: 6 CS: 0	PA: 45
PITCHER	IP WLS BF H R ER SO BB IBB HBP BLK WP HR S P ERA WHIP	IP WLS BF H R ER SO BB IBB HBP BLK WP HR S P ERA WHIP	IP WLS BF H R ER SO BB IBB HBP BLK WP HR S P ERA WHIP	IP WLS BF H R ER SO BB IBB HBP BLK WP HR S P ERA WHIP	IP WLS BF H R ER SO BB IBB HBP BLK WP HR S P ERA WHIP	IP WLS BF H R ER SO BB IBB HBP BLK WP HR S P ERA WHIP	IP WLS BF H R ER SO BB IBB HBP BLK WP HR S P ERA WHIP	IP WLS BF H R ER SO BB IBB HBP BLK WP HR S P ERA WHIP	IP WLS BF H R ER SO BB IBB HBP BLK WP HR S P ERA WHIP	IP WLS BF H R ER SO BB IBB HBP BLK WP HR S P ERA WHIP	IP WLS BF H R ER SO BB IBB HBP BLK WP HR S P ERA WHIP	IP WLS BF H R ER SO BB IBB HBP BLK WP HR S P ERA WHIP	IP WLS BF H R ER SO BB IBB HBP BLK WP HR S P ERA WHIP	IP WLS BF H R ER SO BB IBB HBP BLK WP HR S P ERA WHIP	IP WLS BF H R ER SO BB IBB HBP BLK WP HR S P ERA WHIP	IP WLS BF H R ER SO BB IBB HBP BLK WP HR S P ERA WHIP	IP WLS BF H R ER SO BB IBB HBP BLK WP HR S P ERA WHIP	IP WLS BF H R ER SO BB IBB HBP BLK WP HR S P ERA WHIP						
Bruce Ruffin, L Don Carman, L Steve Bedrosian, R Tom Hume, R (1.1, 7.1, 8.1, 10.1)	6.1 0.2 2.0 1.0	28 4 9 4	2 2 1 1	3 1 0 0	5 1 0 0	5 0 0 0	5 0 0 0	5 0 0 0	5 0 0 0	5 0 0 0	5 0 0 0	5 0 0 0	5 0 0 0	5 0 0 0	5 0 0 0	5 0 0 0	5 0 0 0	5 0 0 0	5 0 0 0	5 0 0 0				

Philadelphia Phillies @ St. Louis Cardinals
Busch Stadium, St. Louis, MO
Sat Jun 28 1986, 7:05 PM CDT
Att. 43,513 - Unknown

AB	41
R	4
H	11
RBI	4
BB	2
SO	9
LOB	26



Batter	1	2	3	4	5	6	7	8	9	AB	R	H	RBI	BB	SO	LOB	TOP				
Jeff Stone, L OBP: 0.323, SLG: 0.336 Steve Bedrosian, R (9, 1)	0-0 6-3	0-0 3-1		0-0 F8			0-0 F9		0-0 F7	5	0	0	0	0	0	3					
Greg Gross, L OBP: 0.450, SLG: 0.375 (9, 7)	0-0 1B 1B		0-0 5-3	0-0 6-3			0-0 2B		0-0 E6 HR	5	1	2	0	0	0	2					
Juan Samuel, R OBP: 0.299, SLG: 0.421 (1, 4)	0-0 F8		4-0 2B 2B		0-3 K		0-0 F8		0-0 HR	4	2	1	4	1	1	2					
Mike Schmidt, R OBP: 0.381, SLG: 0.539 (1, 5)	0-0 1B 1B		0-0 2B 2B		0-0 F3			0-0 6-3	0-0 F3	5	1	2	0	0	0	0					
Von Hayes, L OBP: 0.382, SLG: 0.430 (1, 3)	0-0 1-2 2H 1B		4-0 2B IBB		0-0 F7			0-0 1-3		3	1	1	0	1	0	0					
Ron Roenicke, S OBP: 0.415, SLG: 0.448 Mitt Thompson, L OBP: 0.256, SLG: 0.281 (8, 8)		0-0 HR	0-0 F5		0-0 F4			0-3 K		4	1	1	1	0	1	3					
John Russell, R OBP: 0.361, SLG: 0.524 (1, 2)		0-0 F9	0-0 2B		0-3 K			0-0 F7		4	0	1	3	0	1	0					
Steve Jeltz, S OBP: 0.357, SLG: 0.280 (1, 6)		0-0 E6 SH1-4	0-0 G3		0-0 4-3			4-0 E HR 1B BB		3	1	0	0	1	0	1					
Kevin Gross, R OBP: 0.225, SLG: 0.333 Don Carman, L (7, 1)		0-0 SH1-4		0-0 F6			0-3 K		0-0 E HR 1B	2	0	0	0	0	1	0					
Tom Foley, L OBP: 0.425, SLG: 0.455 Glenn Wilson, R OBP: 0.287, SLG: 0.347 (9, 9)	1-2							1-2 HR 1B		0	0	0	0	0	0	0					
Inning Stats	R: 0 E: 0 K: 0 S: 5	H: 3 LOB: 2 BB: 0 P: 5	R: 1 E: 1 K: 0 S: 5	H: 1 LOB: 1 BB: 0 P: 5	R: 3 E: 0 K: 0 S: 5	H: 2 LOB: 1 BB: 2 P: 13	R: 0 E: 0 K: 0 S: 3	H: 0 LOB: 0 BB: 0 P: 3	R: 0 E: 0 K: 1 S: 5	H: 0 LOB: 0 BB: 0 P: 5	R: 0 E: 0 K: 1 S: 6	H: 1 LOB: 1 BB: 0 P: 6	R: 0 E: 0 K: 1 S: 5	H: 0 LOB: 0 BB: 0 P: 5	R: 4 E: 1 K: 0 S: 6	H: 2 LOB: 0 BB: 1 P: 10	1B: 4 2B: 3 3B: 0 HR: 2	SF: 0 SAC: 1 DP: 0 HBP: 0	WP: 0 PB: 0 SB: 0 CS: 0	PA: 40	
PITCHER	IP	WLS	BF	H	R	ER	SO	BB	IBB	HBP	BLK	WP	HR	S	P	ERA	WHIP				
Ray Burris, R ERA: 3.88 Ricky Horton, L ERA: 3.55 Todd Worrell, R ERA: 1.62	(1, 1)	7.0	30	7	4	4	3	1	1	0	0	0	1	34	42	5.14	1.143				

Philadelphia Phillies @ St. Louis Cardinals
 Busch Stadium, St. Louis, MO
 Sun Jun 29 1986, 3:33 AM CDT
 Att: 42,959 - Unknown

AB	36
R	8
H	9
RBI	8
BB	3
SO	4
LOB	11



Batter	1	2	3	4	5	6	7	8	9	AB	R	H	RBI	BB	SO	LOB	BOTTOM					
Vince Coleman, S OBP: 0.324, SLG: 0.316 (1, 7)	0-3 K		0-0 B2		0-0 F7		0-3 K		0-0 F7	5	0	0	0	0	2	0						
Ozzie Smith, S OBP: 0.397, SLG: 0.366 (1, 6)	0-0 S 2B 1B		0-0 4-3		0-0 3-1			0-0 F9	0-0 F4	5	1	1	0	0	0	0						
Tom Herr, S OBP: 0.320, SLG: 0.294 (1, 4)	1-0 2B 1-2 HBP		0-0 G1		0-0 5-3			0-0 2B 1B		3	1	1	0	0	0	0						
Willie McGee, S OBP: 0.292, SLG: 0.331 (1, 8)	0-0 F7		0-0 5-3		0-0 4-3			4-0 2B SH1-3 BB		3	1	0	0	1	0	2						
Curt Ford, L OBP: 0.370, SLG: 0.500 Todd Worrell, R (9, 1)	0-0 1-3 2H 2B		4-0 3B BB		0-0 G3			0-0 SH1-3 1B 2B		3	2	2	2	1	0	0						
Michael LaValliere, L OBP: 0.382, SLG: 0.355 (1, 2)	0-0 3-1		0-0 F8		0-0 F8			0-0 SH1-3		3	0	0	1	0	0	3						
Andy Van Slyke, L OBP: 0.310, SLG: 0.354 (9, 9)		0-0 F7		0-0 3B			4-0 S 2B BB	0-0 3H 1B		3	1	2	2	1	0	0						
Terry Pendleton, S OBP: 0.270, SLG: 0.268 (1, 5)		1-0 CS HBP		0-0 G3			0-0 S SF7 2B	0-0 F8		3	1	1	1	0	0	2						
Ray Burris, R OBP: 0.190, SLG: 0.333 Clint Hurdle, L OBP: 0.235, SLG: 0.246 Tito Landrum, R OBP: 0.260, SLG: 0.253 Ricky Horton, L OBP: 0.167, SLG: 0.167 Alan Knicely, R OBP: 0.444, SLG: 0.333 (9, 3)		0-3 K		0-0 F8			0-0 SF7		0-0 6-3	2	0	0	0	0	1	1						
Inning Stats	R: 1 E: 0 K: 1 S: 7	H: 2 LOB: 2 BB: 0 P: 8	R: 0 E: 0 K: 1 S: 4	H: 0 LOB: 0 BB: 0 P: 5	R: 0 E: 0 K: 0 S: 3	H: 0 LOB: 0 BB: 0 P: 3	R: 1 E: 0 K: 0 S: 4	H: 1 LOB: 1 BB: 1 P: 8	R: 0 E: 0 K: 0 S: 3	H: 0 LOB: 0 BB: 0 P: 3	R: 0 E: 0 K: 0 S: 3	H: 0 LOB: 0 BB: 0 P: 3	R: 2 E: 0 K: 1 S: 6	H: 1 LOB: 0 BB: 1 P: 10	R: 3 E: 0 K: 0 S: 6	H: 3 LOB: 1 BB: 1 P: 10	R: 0 E: 0 K: 0 S: 3	H: 0 LOB: 0 BB: 0 P: 3	1B: 3 2B: 3 3B: 1 HR: 0	SF: 1 SAC: 1 DP: 0 HBP: 2	WP: 0 PB: 0 SB: 3 CS: 1	PA: 38
PITCHER	IP	WLS	BF	H	R	ER	SO	BB	IBB	HBP	BLK	WP	HR	S	P	ERA	WHIP					
Kevin Gross, R ERA: 4.34 Don Carman, L ERA: 4.91 Steve Bedrosian, R ERA: 3.76	(1, 1)	6.1	26	4	4	4	2	2	0	2	0	0	0	10	14	16.20	2.400					

Philadelphia Phillies @ St. Louis Cardinals
 Busch Stadium, St. Louis, MO
 Sun Jun 29 1986, 3:33 AM CDT
 Att: 42,959 - Unknown

AB	31
R	7
H	7
RBI	7
BB	3
SO	3
LOB	8



Batter	1	2	3	4	5	6	7	8	9	AB	R	H	RBI	BB	SO	LOB	TOP										
Jeff Stone, L OBP: 0.315, SLG: 0.328 Rick Schu, R OBP: 0.335, SLG: 0.383 (7, PH)	F7		E6	F7			FC6-4		4-3	3	0	0	0	0	0	2	Philadelphia Phillies @ Pittsburgh Pirates Three Rivers Stadium, Pittsburgh, PA Mon Jun 30 1986, 7:05 PM EDT Att: 5,881 - Unknown										
Milt Thompson, L OBP: 0.260, SLG: 0.280 (1, 8)	G3		WP	G3			K			4	0	1	0	1	1	2											
Juan Samuel, R OBP: 0.294, SLG: 0.414 (1, 4)	6-3		K	F3			FC6-4		PO	4	0	0	0	0	1	3											
Mike Schmidt, R OBP: 0.376, SLG: 0.531 (7, 3)		F9	G3		K				F9	4	0	0	0	0	1	1											
Von Hayes, L OBP: 0.386, SLG: 0.436 (7, 7)		1B					F8		1B	3	2	0	1	0	0	0											
Glenn Wilson, R OBP: 0.293, SLG: 0.353 (1, 9)		1B		FC1-5			3-1			4	0	3	1	0	0	0											
John Russell, R OBP: 0.350, SLG: 0.505 (1, 2)			K	K			K		F8	4	0	0	0	0	3	5											
Steve Jeltz, S OBP: 0.360, SLG: 0.281 (1, 6)							4-3		4-3	3	0	1	1	1	0	2											
Charles Hudson, S (1, 1)										2	0	0	0	0	0	4											
Tom Foley, L OBP: 0.439, SLG: 0.455 Kent Tekulve, R OBP: 0.332, SLG: 0.222 Greg Gross, L OBP: 0.443, SLG: 0.367 (9, PH)	6-3		FC1-5				1B		L6	0	0	0	0	1	0	0											
Inning Stats	R: 0 E: 0 K: 0 S: 3	H: 0 LOB: 0 BB: 0 P: 3	R: 1 E: 0 K: 1 S: 7	H: 2 LOB: 2 BB: 1 P: 11	R: 0 E: 1 K: 1 S: 6	H: 1 LOB: 1 BB: 0 P: 6	R: 1 E: 0 K: 1 S: 7	H: 2 LOB: 2 BB: 1 P: 11	R: 0 E: 0 K: 1 S: 5	H: 0 LOB: 0 BB: 0 P: 5	R: 0 E: 0 K: 1 S: 5	H: 0 LOB: 0 BB: 0 P: 5	R: 0 E: 0 K: 1 S: 6	H: 1 LOB: 2 BB: 1 P: 10	R: 0 E: 0 K: 0 S: 5	H: 2 LOB: 2 BB: 1 P: 5	R: 0 E: 0 K: 0 S: 2	H: 0 LOB: 0 BB: 1 P: 6	1B: 7 2B: 1 3B: 0 HR: 0	SF: 0 SAC: 0 DP: 0 HBP: 0	WP: 1 PB: 0 SB: 1 CS: 0	PA: 39					
PITCHER	IP	WLS	BF	H	R	ER	SO	BB	IBB	HBP	BLK	WP	HR	S	P	ERA	WHIP										
Bob Walk, R ERA: 3.48 Larry McWilliams, L ERA: 4.95 Cecilio Guante, R ERA: 2.28	6.1	W	27	5	2	2	5	3	0	0	0	1	0	34	46	2.84	1.263										
	0.2		3	1	0	0	1	0	0	0	0	0	0	5	5	0.00	1.500										
	2.0	S	8	2	0	0	0	1	0	0	0	0	0	7	11	0.00	1.500										

AB	34
R	2
H	8
RBI	2
BB	4
SO	6
LOB	19



Batter	1	2	3	4	5	6	7	8	9	AB	R	H	RBI	BB	SO	LOB	BOTTOM										
Barry Bonds, L OBP: 0.364, SLG: 0.492 (1, 8)	HR		S				4-3			3	2	1	1	1	0	1	Philadelphia Phillies @ Pittsburgh Pirates Three Rivers Stadium, Pittsburgh, PA Mon Jun 30 1986, 7:05 PM EDT Att: 5,881 - Unknown										
Joe Orsulak, L OBP: 0.308, SLG: 0.332 (1, 9)	4-3		CS				4-3		B1-3	4	0	1	1	0	0	0											
Johnny Ray, S OBP: 0.368, SLG: 0.398 (1, 4)	FC4-6		G6-4-3				E6		FC4-6	2	0	1	0	2	0	0											
Sid Bream, L OBP: 0.362, SLG: 0.489 (1, 3)	FC4-6		G6-4-3				G4-3		FC4-6	2	0	0	0	2	0	2											
R.J. Reynolds, S OBP: 0.357, SLG: 0.464 (1, 7)	FC4-6								FC4-6	3	1	1	1	1	0	4											
Tony Peña, R OBP: 0.317, SLG: 0.374 (1, 2)	4-3						F8		6-3	3	0	0	0	1	0	5											
Jim Morrison, R OBP: 0.308, SLG: 0.403 (1, 5)									SH3-4	3	0	1	0	0	0	1											
U.L. Washington, S OBP: 0.350, SLG: 0.235 (1, 6)									SH3-4	2	0	0	0	0	0	1											
Bob Walk, R OBP: 0.267, SLG: 0.357 Larry McWilliams, L OBP: 0.231, SLG: 0.222 Lee Mazzilli, S OBP: 0.362, SLG: 0.256 Cecilio Guante, R (8, 1)	5-3						F7		F8	2	0	0	0	0	0	0											
Inning Stats	R: 1 E: 0 K: 0 S: 4	H: 1 LOB: 2 BB: 2 P: 12	R: 0 E: 0 K: 0 S: 3	H: 0 LOB: 0 BB: 0 P: 3	R: 1 E: 0 K: 0 S: 2	H: 1 LOB: 0 BB: 2 P: 10	R: 1 E: 0 K: 0 S: 3	H: 1 LOB: 0 BB: 1 P: 7	R: 0 E: 0 K: 0 S: 3	H: 0 LOB: 0 BB: 0 P: 3	R: 0 E: 1 K: 0 S: 3	H: 0 LOB: 1 BB: 1 P: 7	R: 0 E: 0 K: 0 S: 4	H: 1 LOB: 1 BB: 0 P: 4	R: 0 E: 0 K: 0 S: 4	H: 1 LOB: 2 BB: 1 P: 8		1B: 3 2B: 0 3B: 0 HR: 2	SF: 0 SAC: 1 DP: 3 HBP: 0	WP: 0 PB: 0 SB: 4 CS: 1	PA: 33						
PITCHER	IP	WLS	BF	H	R	ER	SO	BB	IBB	HBP	BLK	WP	HR	S	P	ERA	WHIP										
Charles Hudson, R ERA: 4.52 Kent Tekulve, R ERA: 2.81	6.0	L	24	3	3	3	0	6	0	0	0	0	2	18	42	4.50	1.500										
	2.0		9	2	0	0	0	1	0	0	0	0	0	8	12	0.00	1.500										



Batter	1	2	3	4	5	6	7	8	9	AB	R	H	RBI	BB	SO	LOB	TOP			
Jeff Stone, L (1,7) OBP: 0.319, SLG: 0.325	0-3 K		0-0 CS		0-0 6-3			0-0 4-3		4	0	1	0	0	1	0	Philadelphia Phillies @ Pittsburgh Pirates Three Rivers Stadium, Pittsburgh, PA Wed Jul 02 1986, 7:05 PM EDT Att: 6,782 - Unknown			
Kent Tekulve, R (8,1)			0-0 CS		0-0 K			0-0 L6		0	0	0	0	0	0	0				
Don Carman, L (8,1)			0-0 CS		0-0 K			0-0 L6		0	0	0	0	0	0	0				
Steve Bedrosian, R (9,1)			0-0 CS		0-0 K			0-0 L6		0	0	0	0	0	0	0				
Greg Gross, L (1,3) OBP: 0.424, SLG: 0.352	0-0 5-3		0-0 CS	0-0 3B		0-3 K		0-0 L6		4	1	1	0	0	1	0				
Juan Samuel, R (1,4) OBP: 0.298, SLG: 0.425	0-3 K		0-0 CS	0-0 3B		0-0 1-3		0-0 CS		4	1	2	1	0	1	0				
Mike Schmidt, R (1,5) OBP: 0.380, SLG: 0.538		0-0 F9		0-0 SF7		0-0 F7		0-0 F8		3	0	0	1	0	0	1				
Von Hayes, L (1,8) OBP: 0.387, SLG: 0.436		0-3 K		0-0 F7		0-0 2B		0-3 K		4	0	1	0	0	2	1				
Glenn Wilson, R (1,9) OBP: 0.298, SLG: 0.366		0-0 HR		0-0 4-3		4-0 IBB				2	1	1	1	1	0	0				
Ronn Reynolds, R (1,2) OBP: 0.500, SLG: 1.333		0-0 L5		0-0 F8		0-0 F7				2	0	0	0	0	0	0				
Ron Roenicke, S (7,PH) OBP: 0.413, SLG: 0.444				0-0 F8		0-0 F7				1	0	0	0	0	0	2				
John Russell, R (7,2) OBP: 0.341, SLG: 0.496				0-0 F8		0-0 P5				0	0	0	0	0	0	0				
Tom Foley, L (1,6) OBP: 0.409, SLG: 0.417			0-0 4-3		0-0 F7					3	0	0	0	0	0	2				
Steve Jeltz, S (8,6) OBP: 0.363, SLG: 0.284			0-0 4-3		0-0 F7					0	0	0	0	0	0	0				
Shane Rawley, R (1,1) OBP: 0.191, SLG: 0.222			0-0 5-3		0-3 K			0-3 K		2	0	0	0	0	1	0				
Gary Redus, R (8,PH) OBP: 0.382, SLG: 0.431			0-0 5-3		0-0 K			0-3 K		1	0	0	0	0	1	0				
Inning Stats	R: 0 E: 0 K: 2 S: 7	H: 0 LOB: 0 BB: 0 P: 7	R: 1 E: 0 K: 1 S: 6	H: 1 LOB: 0 BB: 0 P: 6	R: 0 E: 0 K: 0 S: 3	H: 1 LOB: 0 BB: 0 P: 3	R: 2 E: 0 K: 0 S: 5	H: 2 LOB: 0 BB: 0 P: 5	R: 0 E: 0 K: 1 S: 5	H: 0 LOB: 0 BB: 0 P: 5	R: 0 E: 0 K: 0 S: 4	H: 1 LOB: 2 BB: 1 P: 8	R: 0 E: 0 K: 1 S: 5	H: 0 LOB: 0 BB: 0 P: 5	R: 0 E: 0 K: 1 S: 5	H: 1 LOB: 0 BB: 0 P: 5	1B: 3 2B: 1 3B: 1 HR: 1	SF: 1 SAC: 0 DP: 0 HBP: 0	WP: 0 PB: 0 SB: 0 CS: 2	PA: 33
PITCHER Rick Rhoden, R (1,1) ERA: 2.5	IP: 9.0 WLS: W BF: 32	H: 6 R: 3 ER: 3 SO: 7	BB: 0 IBB: 1 HBP: 0 BLK: 0	WP: 0 HR: 1 S: 45 P: 49	ERA: 3.00 WHIP: 0.667	PITCHER										IP: 9.0 WLS: W BF: 32	H: 6 R: 3 ER: 3 SO: 7	BB: 0 IBB: 1 HBP: 0 BLK: 0	WP: 0 HR: 1 S: 45 P: 49	ERA: 3.00 WHIP: 0.667

Batter	1	2	3	4	5	6	7	8	9	AB	R	H	RBI	BB	SO	LOB	BOTTOM			
Barry Bonds, L (1,8) OBP: 0.377, SLG: 0.512	0-0 S	0-0 2B			0-0 1B		4-0 BB		0-0 F8	4	1	3	0	1	0	1	Philadelphia Phillies @ Pittsburgh Pirates Three Rivers Stadium, Pittsburgh, PA Wed Jul 02 1986, 7:05 PM EDT Att: 6,782 - Unknown			
Bill Almon, R (1,7) OBP: 0.348, SLG: 0.452	4-0 S	0-3 K			0-0 CS		0-0 F8		0-0 F8	3	0	1	1	1	1	4				
Joe Orsulak, L (9,PH) OBP: 0.312, SLG: 0.336	1-2 BB				0-0 CS		0-0 F8		0-0 F8	1	0	0	0	0	0	2				
Johnny Ray, S (1,4) OBP: 0.371, SLG: 0.394	0-3 K		0-0 F9		0-0 F8		0-0 F8		4-0 1B	4	0	0	0	1	1	5				
Tony Peña, R (1,2) OBP: 0.315, SLG: 0.370	0-0 F8		0-0 F8		0-0 F8		0-0 P4		0-0 K	5	0	1	1	0	1	2				
Mike Diaz, R (1,3) OBP: 0.343, SLG: 0.417	0-0 5-3		0-0 5-3		0-0 F8		0-0 K		0-0 1B	3	1	1	1	0	0	2				
Sid Bream, L (8,3) OBP: 0.365, SLG: 0.488	1-2 2-3		0-0 5-3		0-0 HR		0-0 1B		0-0 1B	1	0	1	0	0	0	0				
Jim Morrison, R (1,5) OBP: 0.315, SLG: 0.420		0-0 HR		0-0 5-3		0-0 F7		0-0 FC5-4		4	1	2	1	0	0	0				
Mike Brown, R (1,9) OBP: 0.297, SLG: 0.319		0-0 5-3		0-3 K		0-0 L6		0-3 K		3	0	0	0	0	1	0				
R.J. Reynolds, S (6,PH) OBP: 0.359, SLG: 0.459										1	0	0	0	0	1	2				
Rafael Belliard, R (1,6) OBP: 0.284, SLG: 0.243		0-0 F9		0-0 F8		0-0 F7		0-0 FC5-4		4	0	0	0	0	0	2				
Rick Rhoden, R (1,1) OBP: 0.378, SLG: 0.405		0-0 2B		0-0 F7		0-0 1B		0-0 F8		4	0	3	0	0	0	0				
Rick Reuschel, R (9,PR) OBP: 0.171, SLG: 0.200		0-0 2B		0-0 F7		0-0 1B		0-0 F8		0	1	0	0	0	0	0				
Inning Stats	R: 0 E: 0 K: 1 S: 6	H: 1 LOB: 2 BB: 1 P: 10	R: 1 E: 0 K: 1 S: 8	H: 3 LOB: 2 BB: 0 P: 8	R: 0 E: 0 K: 0 S: 3	H: 0 LOB: 0 BB: 0 P: 3	R: 0 E: 0 K: 1 S: 5	H: 0 LOB: 0 BB: 0 P: 5	R: 1 E: 0 K: 0 S: 4	H: 2 LOB: 0 BB: 0 P: 4	R: 1 E: 0 K: 0 S: 4	H: 1 LOB: 2 BB: 1 P: 4	R: 0 E: 0 K: 2 S: 9	H: 2 LOB: 2 BB: 0 P: 9	R: 0 E: 0 K: 0 S: 4	H: 2 LOB: 2 BB: 1 P: 8	1B: 8 2B: 2 3B: 0 HR: 2	SF: 0 SAC: 0 DP: 0 HBP: 0	WP: 1 PB: 0 SB: 4 CS: 1	PA: 40
PITCHER Shane Rawley, L (1,1) ERA: 2.73	IP: 7.0 WLS: 0.1	H: 3 R: 3 ER: 3 SO: 3	BB: 2 IBB: 0 HBP: 0 BLK: 0	WP: 0 HR: 2 S: 34 P: 42	ERA: 3.86 WHIP: 1.429	PITCHER										IP: 7.0 WLS: 0.1	H: 3 R: 3 ER: 3 SO: 3	BB: 2 IBB: 0 HBP: 0 BLK: 0	WP: 0 HR: 2 S: 34 P: 42	ERA: 3.86 WHIP: 1.429
Kent Tekulve, R (8,1) ERA: 2.79	0.1	3	2	0	0	1	0	0	0	0	0	5	5	0.00	6.000					
Don Carman, L (8,1) ERA: 4.99	1.0	L	4	1	1	1	0	0	0	0	1	0	6	6	9.00	1.000				
Steve Bedrosian, R (9,1) ERA: 3.83	0.1	3	1	0	0	0	0	1	0	0	0	0	2	6	0.00	3.000				

Batter	1	2	3	4	5	6	7	8	9	AB	R	H	RBI	BB	SO	LOB	TOP				
Tracy Jones, R OBP: 0.408, SLG: 0.458 (1, 7)										5	1	2	0	0	0	2	Cincinnati Reds @ Philadelphia Phillies Veterans Stadium, Philadelphia, PA Thu Jul 03 1986, 7:05 PM EDT Att: 61,475 - Unknown				
Dave Concepcion, R OBP: 0.310, SLG: 0.335 (1, 6)										5	1	2	0	0	0	2					
Dave Parker, L OBP: 0.343, SLG: 0.483 (1, 9)										5	0	0	0	0	1	4					
Eric Davis, R OBP: 0.359, SLG: 0.478 (1, 8)										2	1	1	1	1	0	0					
Bo Diaz, R OBP: 0.318, SLG: 0.342 (1, 2)										4	0	2	1	0	0	1					
Tony Perez, R OBP: 0.342, SLG: 0.279 (1, 3)										3	0	1	0	1	0	1					
Eddie Milner, L OBP: 0.300, SLG: 0.372 (8, 8)										0	0	0	0	0	0	0					
Buddy Bell, R OBP: 0.324, SLG: 0.351 (1, 5)										3	0	2	0	1	0	2					
Ron Oester, S OBP: 0.296, SLG: 0.335 (1, 4)										4	0	1	0	0	0	5					
John Denny, R OBP: 0.222, SLG: 0.200 (1, 1)										2	0	1	0	0	0	0					
Wade Rowdon, R OBP: 0.259, SLG: 0.286 (7, PH)										1	0	0	0	0	0	1					
Scott Terry, R (7, 1)										0	0	0	0	0	0	0					
Max Venable, L OBP: 0.286, SLG: 0.321 (9, PH)										1	0	0	0	0	1	1					
Inning Stats	R: 0 E: 0 K: 0 S: 3	H: 0 LOB: 0 BB: 0 P: 3	R: 1 E: 0 K: 0 S: 5	H: 3 LOB: 1 BB: 0 P: 5	R: 0 E: 0 K: 0 S: 3	H: 1 LOB: 1 BB: 0 P: 3	R: 0 E: 0 K: 0 S: 4	H: 1 LOB: 0 BB: 2 P: 12	R: 0 E: 0 K: 1 S: 5	H: 0 LOB: 0 BB: 0 P: 5	R: 0 E: 0 K: 0 S: 4	H: 1 LOB: 1 BB: 0 P: 4	R: 2 E: 0 K: 0 S: 6	H: 3 LOB: 2 BB: 1 P: 10	R: 0 E: 0 K: 1 S: 7	H: 2 LOB: 2 BB: 0 P: 7	1B: 10 2B: 2 3B: 0 HR: 0	SF: 1 SAC: 0 DP: 2 HBP: 0	WP: 0 PB: 0 SB: 0 CS: 0	PA: 39	
PITCHER	IP WLS BF H R ER SO BB IBB HBP BLK WP HR S P ERA WHIP	IP WLS BF H R ER SO BB IBB HBP BLK WP HR S P ERA WHIP	IP WLS BF H R ER SO BB IBB HBP BLK WP HR S P ERA WHIP	IP WLS BF H R ER SO BB IBB HBP BLK WP HR S P ERA WHIP	IP WLS BF H R ER SO BB IBB HBP BLK WP HR S P ERA WHIP	IP WLS BF H R ER SO BB IBB HBP BLK WP HR S P ERA WHIP	IP WLS BF H R ER SO BB IBB HBP BLK WP HR S P ERA WHIP	IP WLS BF H R ER SO BB IBB HBP BLK WP HR S P ERA WHIP	IP WLS BF H R ER SO BB IBB HBP BLK WP HR S P ERA WHIP	IP WLS BF H R ER SO BB IBB HBP BLK WP HR S P ERA WHIP	IP WLS BF H R ER SO BB IBB HBP BLK WP HR S P ERA WHIP	IP WLS BF H R ER SO BB IBB HBP BLK WP HR S P ERA WHIP	IP WLS BF H R ER SO BB IBB HBP BLK WP HR S P ERA WHIP	IP WLS BF H R ER SO BB IBB HBP BLK WP HR S P ERA WHIP	IP WLS BF H R ER SO BB IBB HBP BLK WP HR S P ERA WHIP	IP WLS BF H R ER SO BB IBB HBP BLK WP HR S P ERA WHIP	IP WLS BF H R ER SO BB IBB HBP BLK WP HR S P ERA WHIP	IP WLS BF H R ER SO BB IBB HBP BLK WP HR S P ERA WHIP	IP WLS BF H R ER SO BB IBB HBP BLK WP HR S P ERA WHIP	IP WLS BF H R ER SO BB IBB HBP BLK WP HR S P ERA WHIP	IP WLS BF H R ER SO BB IBB HBP BLK WP HR S P ERA WHIP
Bruce Ruffin, L ERA: 3.86 (1, 1)	7.2	W	33	10	3	3	1	3	0	0	0	0	0	0	0	0	3.52	1.696			
Tom Hume, R ERA: 4.3 (8, 1)	1.1	S	6	2	0	0	1	0	0	0	0	0	0	0	0	0	0.00	1.500			

AB	35
R	3
H	12
RBI	2
BB	3
SO	2
LOB	19



Batter	1	2	3	4	5	6	7	8	9	AB	R	H	RBI	BB	SO	LOB	BOTTOM			
Gary Redus, R OBP: 0.375, SLG: 0.435 (1, 7)										4	1	1	0	0	1	2	Cincinnati Reds @ Philadelphia Phillies Veterans Stadium, Philadelphia, PA Thu Jul 03 1986, 7:05 PM EDT Att: 61,475 - Unknown			
Juan Samuel, R OBP: 0.301, SLG: 0.424 (1, 4)										3	1	1	1	1	0	1				
Ron Roenicke, S OBP: 0.415, SLG: 0.442 (1, 8)										3	1	1	1	1	0	1				
Mike Schmidt, R OBP: 0.379, SLG: 0.545 (1, 5)										4	1	1	3	0	2	1				
Von Hayes, L OBP: 0.391, SLG: 0.437 (1, 3)										2	1	1	0	2	0	0				
Glenn Wilson, R OBP: 0.294, SLG: 0.360 (1, 9)										4	0	0	0	0	1	4				
John Russell, R OBP: 0.338, SLG: 0.513 (1, 2)										4	1	1	2	0	0	3				
Steve Jeltz, S OBP: 0.365, SLG: 0.288 (1, 6)										4	1	2	0	0	0	0				
Bruce Ruffin, S (1, 1)										2	0	0	0	0	1	1				
Tom Hume, R (8, 1)										1	0	0	0	0	0	0				
Inning Stats	R: 4 E: 0 K: 0 S: 6	H: 3 LOB: 1 BB: 1 P: 10	R: 0 E: 0 K: 0 S: 4	H: 1 LOB: 0 BB: 0 P: 4	R: 0 E: 0 K: 0 S: 4	H: 1 LOB: 2 BB: 1 P: 8	R: 1 E: 1 K: 2 S: 9	H: 2 LOB: 1 BB: 0 P: 9	R: 0 E: 0 K: 1 S: 5	H: 0 LOB: 1 BB: 1 P: 9	R: 0 E: 0 K: 0 S: 3	H: 0 LOB: 0 BB: 0 P: 3	R: 0 E: 0 K: 1 S: 5	H: 0 LOB: 0 BB: 0 P: 5	R: 2 E: 0 K: 1 S: 6	H: 1 LOB: 0 BB: 1 P: 10	1B: 5 2B: 1 3B: 0 HR: 2	SF: 0 SAC: 1 DP: 0 HBP: 0	WP: 0 PB: 0 SB: 1 CS: 0	PA: 36
PITCHER	IP WLS BF H R ER SO BB IBB HBP BLK WP HR S P ERA WHIP	IP WLS BF H R ER SO BB IBB HBP BLK WP HR S P ERA WHIP	IP WLS BF H R ER SO BB IBB HBP BLK WP HR S P ERA WHIP	IP WLS BF H R ER SO BB IBB HBP BLK WP HR S P ERA WHIP	IP WLS BF H R ER SO BB IBB HBP BLK WP HR S P ERA WHIP	IP WLS BF H R ER SO BB IBB HBP BLK WP HR S P ERA WHIP	IP WLS BF H R ER SO BB IBB HBP BLK WP HR S P ERA WHIP	IP WLS BF H R ER SO BB IBB HBP BLK WP HR S P ERA WHIP	IP WLS BF H R ER SO BB IBB HBP BLK WP HR S P ERA WHIP	IP WLS BF H R ER SO BB IBB HBP BLK WP HR S P ERA WHIP	IP WLS BF H R ER SO BB IBB HBP BLK WP HR S P ERA WHIP	IP WLS BF H R ER SO BB IBB HBP BLK WP HR S P ERA WHIP	IP WLS BF H R ER SO BB IBB HBP BLK WP HR S P ERA WHIP	IP WLS BF H R ER SO BB IBB HBP BLK WP HR S P ERA WHIP	IP WLS BF H R ER SO BB IBB HBP BLK WP HR S P ERA WHIP	IP WLS BF H R ER SO BB IBB HBP BLK WP HR S P ERA WHIP	IP WLS BF H R ER SO BB IBB HBP BLK WP HR S P ERA WHIP	IP WLS BF H R ER SO BB IBB HBP BLK WP HR S P ERA WHIP	IP WLS BF H R ER SO BB IBB HBP BLK WP HR S P ERA WHIP	IP WLS BF H R ER SO BB IBB HBP BLK WP HR S P ERA WHIP
John Denny, R ERA: 4.56 (1, 1)	6.0	L	28	7	5	5	3	3	0	0	0	0	0	0	0	0	7.50	1.667		
Scott Terry, R ERA: 5.91 (7, 1)	2.0		8	1	2	2	2	1	0	0	0	0	0	0	0	0	9.00	1.000		



Batter	1	2	3	4	5	6	7	8	9	AB	R	H	RBI	BB	SO	LOB	TOP					
Eddie Milner, L OBP: 0.299, SLG: 0.366 (1, 8)	F6		F8			G4-3 BB	F9			3	0	0	0	1	0	2	Cincinnati Reds @ Philadelphia Phillies Veterans Stadium, Philadelphia, PA Fri Jul 04, 1986, 7:05 PM EDT Att: 20,490 - Unknown					
Pete Rose, S OBP: 0.312, SLG: 0.261 (1, 3)	F8		F7			G4-3 1-2	4-3			4	0	0	0	0	0	2						
Dave Parker, L OBP: 0.339, SLG: 0.477 (1, 9)	F7		3-1				5-3			4	0	0	0	0	0	0						
Eric Davis, R OBP: 0.367, SLG: 0.500 (1, 7)										3	2	2	1	1	1	0						
Bo Diaz, R OBP: 0.317, SLG: 0.345 (1, 2)										4	1	1	1	0	0	1						
Dave Concepcion, R OBP: 0.309, SLG: 0.333 (1, 6)										4	1	1	0	0	1	1						
Buddy Bell, R OBP: 0.323, SLG: 0.350 (1, 5)										4	0	1	0	0	1	1						
Ron Oester, S OBP: 0.303, SLG: 0.339 (1, 4)										3	0	2	2	1	0	1						
Tom Browning, L OBP: 0.205, SLG: 0.205 Ron Robinson, R (8, 1)										2	0	1	0	0	0	1						
Inning Stats	R: 0 E: 0 K: 0 S: 3	H: 0 LOB: 0 BB: 0 P: 3	R: 2 E: 0 K: 1 S: 7	H: 2 LOB: 1 BB: 1 P: 11	R: 0 E: 0 K: 0 S: 3	H: 0 LOB: 0 BB: 0 P: 3	R: 1 E: 0 K: 0 S: 4	H: 1 LOB: 0 BB: 0 P: 4	R: 0 E: 0 K: 0 S: 2	H: 0 LOB: 1 BB: 2 P: 10	R: 0 E: 0 K: 0 S: 3	H: 1 LOB: 0 BB: 0 P: 3	R: 0 E: 0 K: 1 S: 7	H: 2 LOB: 2 BB: 0 P: 7	R: 0 E: 0 K: 1 S: 5	H: 0 LOB: 0 BB: 0 P: 5	R: 1 E: 0 K: 1 S: 7	H: 2 LOB: 1 BB: 0 P: 7	1B: 6 2B: 1 3B: 0 HR: 1	SF: 0 SAC: 1 DP: 1 HBP: 0	WP: 0 PB: 0 SB: 1 CS: 0	PA: 36
PITCHER	IP	WLS	BF	H	R	ER	SO	BB	IBB	HBP	BLK	WP	HR	S	P	ERA	WHIP					
Kevin Gross, R ERA: 4.28 Kent Tekulve, R ERA: 2.89	(1, 1)	8.0	L	31	6	3	3	3	0	0	0	0	0	1	34	46	3.38	1.125				
PITCHER	IP	WLS	BF	H	R	ER	SO	BB	IBB	HBP	BLK	WP	HR	S	P	ERA	WHIP					
	(9, 1)	1.0	S	5	2	1	1	0	0	0	0	0	0	7	7	9.00	2.000					

AB	32
R	4
H	8
RBI	4
BB	3
SO	4
LOB	10



Batter	1	2	3	4	5	6	7	8	9	AB	R	H	RBI	BB	SO	LOB	BOTTOM					
Gary Redus, R OBP: 0.368, SLG: 0.439 (1, 7)	F8			3-1		K				4	0	1	1	0	1	0	Cincinnati Reds @ Philadelphia Phillies Veterans Stadium, Philadelphia, PA Fri Jul 04, 1986, 7:05 PM EDT Att: 20,490 - Unknown					
Juan Samuel, R OBP: 0.297, SLG: 0.417 (1, 4)	5-3			F8			F6	F9		4	0	0	0	0	0	1						
Ron Roenicke, S OBP: 0.411, SLG: 0.433 (1, 8)	K			F9						3	0	0	0	1	1	0						
Mike Schmidt, R OBP: 0.374, SLG: 0.537 (1, 5)				5-3			F9			4	0	0	0	0	0	1						
Von Hayes, L OBP: 0.393, SLG: 0.436 (1, 3)				4-3						3	0	1	0	1	0	0						
Glenn Wilson, R OBP: 0.291, SLG: 0.357 (1, 9)				F8						3	0	0	0	0	0	3						
John Russell, R OBP: 0.338, SLG: 0.504 (1, 2)				K						2	1	0	0	1	1	1						
Steve Jeltz, S OBP: 0.361, SLG: 0.284 (1, 6)				K						3	0	0	0	0	2	1						
Kevin Gross, R OBP: 0.214, SLG: 0.317 Rick Schu, R OBP: 0.333, SLG: 0.399 Kent Tekulve, R (8, 1)				4-3						2	0	0	0	0	1	0						
Inning Stats	R: 0 E: 0 K: 1 S: 5	H: 0 LOB: 0 BB: 0 P: 5	R: 0 E: 0 K: 0 S: 3	H: 0 LOB: 0 BB: 0 P: 3	R: 0 E: 0 K: 2 S: 7	H: 0 LOB: 0 BB: 0 P: 7	R: 0 E: 0 K: 0 S: 3	H: 0 LOB: 0 BB: 0 P: 3	R: 0 E: 0 K: 0 S: 3	H: 0 LOB: 1 BB: 1 P: 7	R: 0 E: 0 K: 3 S: 9	H: 0 LOB: 0 BB: 0 P: 9	R: 0 E: 0 K: 0 S: 4	H: 1 LOB: 2 BB: 1 P: 8	R: 1 E: 0 K: 0 S: 4	H: 1 LOB: 1 BB: 1 P: 8	R: 0 E: 0 K: 0 S: 3	H: 0 LOB: 0 BB: 0 P: 3	1B: 1 2B: 1 3B: 0 HR: 0	SF: 0 SAC: 0 DP: 0 HBP: 0	WP: 0 PB: 0 SB: 0 CS: 0	PA: 32
PITCHER	IP	WLS	BF	H	R	ER	SO	BB	IBB	HBP	BLK	WP	HR	S	P	ERA	WHIP					
Tom Browning, L ERA: 4.2 Ron Robinson, R ERA: 1.79	(1, 1)	7.2	W	28	2	1	1	6	3	0	0	0	0	0	37	49	1.17	0.652				
PITCHER	IP	WLS	BF	H	R	ER	SO	BB	IBB	HBP	BLK	WP	HR	S	P	ERA	WHIP					
	(8, 1)	1.1	S	4	0	0	0	0	0	0	0	0	0	4	4	0.00	0.000					



Batter	1	2	3	4	5	6	7	8	9	AB	R	H	RBI	BB	SO	LOB	TOP										
Eddie Milner, L OBP: 0.305, SLG: 0.391 (1, 8)	F7		HR		2B 1B		1B 2B	K		5	3	3	1	0	1	0	Cincinnati Reds @ Philadelphia Phillies Veterans Stadium, Philadelphia, PA Sat Jul 05 1986, 3:33 AM EDT Att: 23,620 - Unknown livebaseballscorecards.com										
Pete Rose, S OBP: 0.309, SLG: 0.259 (1, 3)	G3		F8		F8		WP 2H 1B	G3		5	0	1	1	0	0	2											
Dave Parker, L OBP: 0.344, SLG: 0.482 Tracy Jones, R OBP: 0.415, SLG: 0.464 (7, PR) (7, 7)	1B		HR	BB	1H 2B		FC1 1B 2-3	CS 1B		3	1	2	1	1	0	1											
Eric Davis, R OBP: 0.368, SLG: 0.515 (7, 9) (7, 9)	K		HR		F9		1-2 1B	K	1-2	5	1	2	2	0	2	3											
Bo Diaz, R OBP: 0.315, SLG: 0.342 (1, 2)		4-3 1B	K		K		F6	K		5	1	1	0	0	3	4											
Dave Concepcion, R OBP: 0.304, SLG: 0.328 (1, 6)		4-3 1-2	K		K		K	K		4	0	0	0	0	3	4											
Buddy Bell, R OBP: 0.318, SLG: 0.344 (1, 5)	F7				F7		F8	F4		4	0	0	0	0	0	1											
Ron Oester, S OBP: 0.302, SLG: 0.337 (1, 4)		2H 1B			G3		K	F9		4	0	1	1	0	1	0											
Chris Welsh, L OBP: 0.111, SLG: 0.278 (1, 1)	K				F7		1-3	HR		4	1	1	1	0	1	1											
Inning Stats	R: 0 E: 0 K: 1 S: 6	H: 1 LOB: 1 BB: 0 P: 6	R: 1 E: 0 K: 1 S: 7	H: 2 LOB: 1 BB: 0 P: 7	R: 3 E: 0 K: 2 S: 9	H: 2 LOB: 0 BB: 1 P: 13	R: 0 E: 0 K: 0 S: 3	H: 0 LOB: 0 BB: 0 P: 3	R: 1 E: 0 K: 1 S: 7	H: 2 LOB: 1 BB: 0 P: 7	R: 0 E: 0 K: 2 S: 7	H: 0 LOB: 0 BB: 0 P: 7	R: 1 E: 0 K: 1 S: 9	H: 3 LOB: 3 BB: 0 P: 9	R: 1 E: 0 K: 1 S: 7	H: 1 LOB: 0 BB: 0 P: 7	R: 0 E: 0 K: 2 S: 7	H: 1 LOB: 0 BB: 0 P: 7	1B: 7 2B: 3 3B: 0 HR: 3	SF: 0 SAC: 0 DP: 1 HBP: 0	WP: 1 PB: 1 CS: 0	PA: 41					
PITCHER	IP	WLS	BF	H	R	ER	SO	BB	IBB	HBP	BLK	WP	HR	S	P	ERA	WHIP										
Charles Hudson, R ERA: 4.83 (1, 1)	4.1	L	21	7	5	5	4	1	0	0	0	0	2	28	32	10.38	1.846										
Tom Hume, R ERA: 4.2 (5, 1)	0.2		2	0	0	0	1	0	0	0	0	0	0	4	4	0.00	0.000										
Tom Gorman, L ERA: 4.5 (6, 1)	2.0		10	3	1	1	3	0	0	0	0	1	0	16	16	4.50	1.500										
Don Carman, L ERA: 4.97 (8, 1)	2.0		8	2	1	1	3	0	0	0	0	0	1	14	14	4.50	1.000										

Batter	1	2	3	4	5	6	7	8	9	AB	R	H	RBI	BB	SO	LOB	BOTTOM										
Gary Redus, R OBP: 0.363, SLG: 0.443 (1, 7)	5-3		E6		FC6-4 1-2			3B 2B		4	1	1	0	0	0	2	Cincinnati Reds @ Philadelphia Phillies Veterans Stadium, Philadelphia, PA Sat Jul 05 1986, 3:33 AM EDT Att: 23,620 - Unknown livebaseballscorecards.com										
Juan Samuel, R OBP: 0.296, SLG: 0.422 (1, 4)	F9		4-3				E6 S	4-3 3B		4	1	1	1	0	0	1											
Ron Roenicke, S OBP: 0.408, SLG: 0.425 (1, 8)	FC6-4 BB				6-3		F9	4-3		3	0	0	1	1	0	1											
Mike Schmidt, R OBP: 0.369, SLG: 0.529 (1, 5)	FC6-4 1-2				6-3		6-3	F8		4	0	0	0	0	0	2											
Von Hayes, L OBP: 0.388, SLG: 0.430 (1, 3)		L3			F9		4-3	L6		4	0	0	0	0	0	1											
Glenn Wilson, R OBP: 0.291, SLG: 0.355 (1, 9)		4-3			4-3		G5-4-3 1B	5-3		4	0	1	0	0	0	0											
John Russell, R OBP: 0.329, SLG: 0.488 (1, 2)		5-3			E6 FC6-4 1B		G5-4-3 1-2	5-3		4	0	0	0	0	0	1											
Steve Jeltz, S OBP: 0.363, SLG: 0.288 (1, 6)			K				FC6-4 1-2 1B	4-3		4	0	2	0	0	1	0											
Charles Hudson, S (1, 1)							FC6-4 1-2 2-3			1	0	0	0	0	0	0											
Tom Hume, R (5, PR)										0	0	0	0	0	0	0											
Rick Schu, R OBP: 0.335, SLG: 0.396 (6, 1)										1	0	0	0	0	0	2											
Tom Gorman, L (7, PR)										0	0	0	0	0	0	0											
Luis Aguayo, R OBP: 0.241, SLG: 0.376 (8, 1)										1	0	0	0	0	0	1											
Don Carman, L (8, 1)										0	0	0	0	0	0	0											
Inning Stats	R: 0 E: 0 K: 0 S: 3	H: 0 LOB: 1 BB: 1 P: 7	R: 0 E: 0 K: 0 S: 3	H: 0 LOB: 0 BB: 0 P: 3	R: 0 E: 1 K: 1 S: 6	H: 0 LOB: 1 BB: 0 P: 6	R: 0 E: 0 K: 0 S: 3	H: 0 LOB: 0 BB: 0 P: 3	R: 0 E: 1 K: 0 S: 5	H: 1 LOB: 2 BB: 0 P: 5	R: 0 E: 1 K: 0 S: 4	H: 0 LOB: 1 BB: 0 P: 4	R: 0 E: 0 K: 0 S: 4	H: 2 LOB: 1 BB: 0 P: 4	R: 2 E: 0 K: 0 S: 5	H: 2 LOB: 0 BB: 0 P: 5	R: 0 E: 0 K: 0 S: 3	H: 0 LOB: 0 BB: 0 P: 3	1B: 3 2B: 1 3B: 1 HR: 0	SF: 0 SAC: 0 DP: 1 HBP: 0	WP: 0 PB: 0 SB: 1 CS: 0	PA: 35					
PITCHER	IP	WLS	BF	H	R	ER	SO	BB	IBB	HBP	BLK	WP	HR	S	P	ERA	WHIP										
Chris Welsh, L ERA: 2.89 (1, 1)	9.0	W	35	5	2	2	1	1	0	0	0	0	0	36	40	2.00	0.667										

Batter	1	2	3	4	5	6	7	8	9	AB	R	H	RBI	BB	SO	LOB	TOP								
Eddie Milner, L OBP: 0.299, SLG: 0.382 (1, 8)	G3	K		F8		4-3			G3	5	0	0	0	0	1	2									
Pete Rose, S OBP: 0.313, SLG: 0.266 (1, 3)	4-3 3B	2B			F8		K			3	1	1	0	1	1	0									
Dave Parker, L OBP: 0.340, SLG: 0.476 (1, 9)	4-3 2-3	4-3			F6		F7			4	0	0	0	0	0	3									
Eric Davis, R OBP: 0.376, SLG: 0.515 (1, 7)	S 3B			WP S G6-3					4-3	2	2	1	0	2	0	0									
Wade Rowdon, R OBP: 0.286, SLG: 0.355 (1, 6)	1-H 3-H 3B			G6-3 1-3					6-3	3	0	1	2	1	1	1									
Buddy Bell, R OBP: 0.314, SLG: 0.339 (1, 5)	F8			G6-3 1-2 3-H			F4		L5	4	0	0	0	0	0	2									
Sal Butera, R OBP: 0.382, SLG: 0.326 (1, 2)				F8					K	2	2	0	0	2	1	0									
Ron Oester, S OBP: 0.301, SLG: 0.336 (1, 4)				F8			G3		3-1	4	0	1	0	0	0	1									
Joe Price, R OBP: 0.226, SLG: 0.143 (3, 1)				6-3					4-3	1	0	0	0	0	0	1									
Ted Power, R OBP: 0.295, SLG: 0.537 (6, PH)				FC4						1	0	0	0	0	0	0									
Kal Daniels, L OBP: 0.295, SLG: 0.537 (6, PH)				FC4						1	0	0	1	0	0	0									
Scott Terry, R OBP: 0.295, SLG: 0.537 (6, PH)				FC4						1	0	0	0	0	0	0									
Carl Willis, L OBP: 0.295, SLG: 0.537 (6, PH)				FC4						1	0	0	0	0	0	0									
Max Venable, L OBP: 0.292, SLG: 0.316 (6, PH)				FC4						1	0	0	0	0	0	0									
Inning Stats	R: 2 E: 0 K: 0 S: 5	H: 2 LOB: 1 BB: 1 P: 9	R: 1 E: 1 K: 1 S: 6	H: 1 LOB: 2 BB: 2 P: 14	R: 1 E: 0 K: 0 S: 2	H: 0 LOB: 0 BB: 2 P: 10	R: 0 E: 0 K: 0 S: 3	H: 0 LOB: 0 BB: 0 P: 3	R: 0 E: 0 K: 1 S: 6	H: 1 LOB: 1 BB: 0 P: 6	R: 0 E: 0 K: 1 S: 5	H: 0 LOB: 0 BB: 0 P: 5	R: 0 E: 0 K: 1 S: 5	H: 0 LOB: 0 BB: 0 P: 5	R: 0 E: 0 K: 0 S: 3	H: 0 LOB: 0 BB: 0 P: 3	1B: 2 2B: 1 3B: 2 HR: 0	SF: 0 SAC: 0 DP: 1 HBP: 0	WP: 1 PB: 0 SB: 3 CS: 0	PA: 37					
PITCHER	IP	WLS	BF	H	R	ER	SO	BB	IBB	HBP	BLK	WP	HR	S	P	ERA	WHIP								
Freddie Toliver, R ERA: 3.51 (1, 1)	3.0		16	3	4	3	1	5	0	0	0	1	0	13	33	9.00	2.667								
Tom Hume, R ERA: 4.09 (4, 1)	3.0	W	12	2	1	1	1	1	0	0	0	0	0	13	17	3.00	1.000								
Kent Tekulve, R ERA: 2.72 (7, 1)	3.0	S	9	0	0	0	2	0	0	0	0	0	0	13	13	0.00	0.000								

Cincinnati Reds @ Philadelphia Phillies
Veterans Stadium, Philadelphia, PA
Sun Jul 06 1986, 3:33 AM EDT
Att: 28,420 - Unknown

AB	31
R	5
H	5
RBI	3
BB	6
SO	4
LOB	10





Batter	1	2	3	4	5	6	7	8	9	AB	R	H	RBI	BB	SO	LOB	BOTTOM								
Gary Redus, R OBP: 0.376, SLG: 0.452 (1, 7)	E SF7					K				3	2	1	2	2	1	1									
Juan Samuel, R OBP: 0.294, SLG: 0.426 (1, 4)	K					CS				5	1	1	1	0	2	4									
Ron Roenicke, S OBP: 0.407, SLG: 0.446 (1, 8)	SF7									4	1	2	4	0	0	0									
Mike Schmidt, R OBP: 0.370, SLG: 0.523 (6, PR)	F8									3	1	0	1	2	0	0									
Luis Aguayo, R OBP: 0.241, SLG: 0.316 (6, PR)	F8									0	0	0	0	0	0	0									
Von Hayes, L OBP: 0.382, SLG: 0.422 (1, 3)										5	0	0	0	0	1	5									
Glenn Wilson, R OBP: 0.293, SLG: 0.358 (1, 9)										3	1	1	0	1	0	1									
Ronn Reynolds, R OBP: 0.417, SLG: 1.000 (1, 2)										4	1	1	0	0	1	2									
Steve Jeltz, S OBP: 0.365, SLG: 0.293 (1, 6)										3	2	1	2	1	2	1									
Freddie Toliver, R ERA: 5.5 (3, PH)										0	0	0	0	0	0	0									
Jeff Stone, L OBP: 0.328, SLG: 0.368 (3, PH)										2	2	2	2	0	0	0									
Tom Hume, R ERA: 5.75 (6, PH)										0	0	0	0	0	0	0									
Rick Schu, R OBP: 0.335, SLG: 0.400 (6, PH)										1	0	1	0	0	0	0									
Kent Tekulve, R ERA: 1.93 (7, 1)										0	1	0	0	1	0	0									
Inning Stats	R: 1 E: 0 K: 1 S: 5	H: 0 LOB: 0 BB: 1 P: 9	R: 0 E: 0 K: 2 S: 8	H: 1 LOB: 1 BB: 0 P: 8	R: 8 E: 1 K: 1 S: 13	H: 7 LOB: 0 BB: 0 P: 13	R: 0 E: 0 K: 1 S: 5	H: 0 LOB: 0 BB: 0 P: 5	R: 0 E: 0 K: 2 S: 7	H: 1 LOB: 0 BB: 0 P: 7	R: 0 E: 0 K: 0 S: 3	H: 0 LOB: 1 BB: 1 P: 7	R: 3 E: 0 K: 0 S: 4	H: 1 LOB: 3 BB: 5 P: 24	R: 0 E: 0 K: 0 S: 3	H: 0 LOB: 0 BB: 0 P: 3	1B: 2 2B: 5 3B: 1 HR: 2	SF: 1 SAC: 0 DP: 0 HBP: 0	WP: 1 PB: 0 SB: 1 CS: 1	PA: 42					
PITCHER	IP	WLS	BF	H	R	ER	SO	BB	IBB	HBP	BLK	WP	HR	S	P	ERA	WHIP								
Joe Price, L ERA: 5.5 (1, 1)	2.2	L	16	6	7	6	4	1	0	0	0	0	1	11	23	20.25	2.625								
Ted Power, R ERA: 5.75 (3, 1)	2.1		9	2	2	0	1	0	0	0	0	0	1	11	11	0.00	0.857								
Scott Terry, R ERA: 6.27 (6, PH)	2.1		11	1	3	3	2	4	0	0	0	1	0	11	27	11.57	2.143								
Carl Willis, R ERA: 1.93 (8, 1)	0.2		5	1	0	0	0	2	0	0	0	0	0	3	11	0.00	4.500								

Cincinnati Reds @ Philadelphia Phillies
Veterans Stadium, Philadelphia, PA
Sun Jul 06 1986, 3:33 AM EDT
Att: 28,420 - Unknown

AB	33
R	12
H	10
RBI	12
BB	7
SO	7
LOB	14



Batter	1	2	3	4	5	6	7	8	9	AB	R	H	RBI	BB	SO	LOB	TOP						
Andres Thomas, R (1.6) OBP: 0.326, SLG: 0.481	0-0 6-3		0-0 1-2 1B			0-0 F7		0-0 2H 2B		4	0	2	1	0	0	0	Atlanta Braves @ Philadelphia Phillies Veterans Stadium, Philadelphia, PA Tue Jul 08 1986, 7:05 PM EDT Att: 22,202 - Unknown AB 35 R 2 H 8 RBI 2 BB 0 SO 3 LOB 13 						
Ken Griffey, L (1.7) OBP: 0.344, SLG: 0.458	0-0 CS 1B		0-0 G3			0-3 K		0-0 F6		4	0	1	0	0	1	3							
Dale Murphy, R (1.8) OBP: 0.368, SLG: 0.469	0-3 K			0-0 G3		0-0 G3			0-0 E 1B	4	1	1	0	0	1	1							
Bob Horner, R (1.3) OBP: 0.350, SLG: 0.505		0-0 6-3		0-0 G3-6-3 1B			0-0 F9		0-3 K	4	0	1	0	0	1	1							
Ozzie Virgil, R (1.2) OBP: 0.341, SLG: 0.400		0-0 6-3		0-0 G3-6-3			0-0 F8		0-0 F4	4	0	0	0	0	2	2							
Rafael Ramirez, R (1.5) OBP: 0.271, SLG: 0.336		0-0 4-3			0-0 6-3				0-0 E5 1B	4	0	0	0	0	1	1							
Terry Harper, R (1.9) OBP: 0.291, SLG: 0.329			0-0 4-3		0-0 5-3 2B			0-0 G4-6-3 1B 1-2 2H	0-0 1B	4	0	3	1	0	0	0							
Ken Oberkfell, L (1.4) OBP: 0.392, SLG: 0.408			0-0 4-3		0-0 5-3			0-0 G4-6-3 1-2	0-0 F6	4	0	0	0	0	4	4							
Rick Mahler, R (1.1) OBP: 0.232, SLG: 0.226			0-0 E3 1B		0-0 4-3			0-0 E8 2B		2	0	0	0	0	1	1							
Craig McMurtry, R (5.1) OBP: 0.200, SLG: 0.143										0	0	0	0	0	0	0							
Ed Olwine, R (5.1) OBP: 0.299, SLG: 0.383										0	0	0	0	0	0	0							
Bill Sample, R (8. PH) OBP: 0.250, SLG: 0.250										0	0	0	0	0	0	0							
Jeff Dedmon, L (8.1) OBP: 0.250, SLG: 0.250										0	0	0	0	0	0	0							
Inning Stats	R: 0 E: 0 K: 1 S: 5	H: 1 LOB: 0 BB: 0 P: 5	R: 0 E: 0 K: 0 S: 3	H: 0 LOB: 0 BB: 0 P: 3	R: 0 E: 1 K: 0 S: 5	H: 1 LOB: 2 BB: 0 P: 5	R: 0 E: 0 K: 0 S: 3	H: 1 LOB: 0 BB: 0 P: 3	R: 0 E: 0 K: 1 S: 4	H: 1 LOB: 1 BB: 0 P: 4	R: 0 E: 0 K: 0 S: 3	H: 0 LOB: 0 BB: 0 P: 3	R: 0 E: 0 K: 0 S: 3	H: 0 LOB: 0 BB: 0 P: 3	R: 1 E: 1 K: 0 S: 5	H: 2 LOB: 1 BB: 0 P: 5	R: 1 E: 1 K: 1 S: 8	H: 2 LOB: 2 BB: 0 P: 8	1B: 6 2B: 2 3B: 0 HR: 0	SF: 0 SAC: 0 DP: 2 HBP: 0	WP: 0 PB: 0 SB: 0 CS: 1	PA: 35	
PITCHER Bruce Ruffin, L (1.1) ERA: 2.35	IP: 9.0 WLS: W BF: 35 H: 8 R: 2 ER: 0 SO: 3 BB: 0 IBB: 0 HBP: 0 BLK: 0 WP: 0 HR: 0 S: 41 P: 41 ERA: 0.00 WHIP: 0.889											PITCHER	IP: 9.0 WLS: W BF: 35 H: 8 R: 2 ER: 0 SO: 3 BB: 0 IBB: 0 HBP: 0 BLK: 0 WP: 0 HR: 0 S: 41 P: 41 ERA: 0.00 WHIP: 0.889										

Batter	1	2	3	4	5	6	7	8	9	AB	R	H	RBI	BB	SO	LOB	BOTTOM						
Gary Redus, R (1.7) OBP: 0.372, SLG: 0.512	0-0 F7		0-3 K		0-0 E S 1B	0-0 F7		0-0 2-3 6-3		5	1	1	0	0	1	1	Atlanta Braves @ Philadelphia Phillies Veterans Stadium, Philadelphia, PA Tue Jul 08 1986, 7:05 PM EDT Att: 22,202 - Unknown AB 34 R 8 H 11 RBI 8 BB 4 SO 4 LOB 12 						
Juan Samuel, R (1.4) OBP: 0.302, SLG: 0.439	4-0 BB 4-3			0-0 2B	0-0 F6	0-0 CS 1B		0-0 4-3		4	1	2	0	1	2	2							
Ron Roenicke, S (1.8) OBP: 0.398, SLG: 0.439	0-0 4-3			0-0 1H HR	0-0 F3	0-0 CS	0-0 F9			4	1	1	1	0	2	2							
Mike Schmidt, R (1.5) OBP: 0.370, SLG: 0.528	0-0 6-3			0-0 2B	4-0 1B		0-0 4-3			3	2	1	2	1	1	1							
Rick Schu, R (8.5) OBP: 0.335, SLG: 0.400				2H HR	1-3 1B		0-0 4-3			0	0	0	0	0	0	0							
Von Hayes, L (1.3) OBP: 0.380, SLG: 0.419		0-3 K		0-0 G3	0-0 1-3 1B		0-0 6-3			4	1	1	1	0	1	0							
Glenn Wilson, R (1.9) OBP: 0.298, SLG: 0.364	0-0 F9			0-0 4-3	0-0 1-2 1B			4-0 1B 2B BB		3	1	1	1	1	0	0							
John Russell, R (1.2) OBP: 0.338, SLG: 0.519	0-0 1-3			0-0 2B	0-0 1-2 2H 1B			0-0 1-3 2B 1B		4	1	3	1	0	0	0							
Tom Foley, L (1.6) OBP: 0.392, SLG: 0.366			0-0 G1	4-0 IBB	0-0 F8			0-0 1-3 1B		3	0	0	0	1	4	4							
Bruce Ruffin, S (1.1) OBP: 0.111, SLG: 0.222	0-0 4-3			0-0 K		0-3 K		0-0 2H 3H 2B		4	0	1	2	0	2	2							
Inning Stats	R: 0 E: 0 K: 0 S: 3	H: 0 LOB: 1 BB: 1 P: 7	R: 0 E: 0 K: 1 S: 5	H: 0 LOB: 0 BB: 0 P: 5	R: 0 E: 0 K: 1 S: 9	H: 4 LOB: 2 BB: 1 P: 13	R: 3 E: 0 K: 0 S: 7	H: 4 LOB: 2 BB: 1 P: 11	R: 0 E: 0 K: 1 S: 5	H: 1 LOB: 0 BB: 0 P: 5	R: 0 E: 0 K: 0 S: 3	H: 0 LOB: 0 BB: 0 P: 3	R: 2 E: 0 K: 0 S: 5	H: 2 LOB: 1 BB: 1 P: 9	R: 7 2B: 3 3B: 0 HR: 1	SF: 0 SAC: 0 DP: 0 HBP: 0	WP: 0 PB: 0 SB: 1 CS: 1	PA: 39					
PITCHER Rick Mahler, R (1.1) ERA: 4.79	IP: 4.2 WLS: L BF: 23 H: 6 R: 6 ER: 6 SO: 3 BB: 2 IBB: 1 HBP: 0 BLK: 0 WP: 0 HR: 1 S: 26 P: 38 ERA: 11.57 WHIP: 1.714											PITCHER	IP: 4.2 WLS: L BF: 23 H: 6 R: 6 ER: 6 SO: 3 BB: 2 IBB: 1 HBP: 0 BLK: 0 WP: 0 HR: 1 S: 26 P: 38 ERA: 11.57 WHIP: 1.714										
PITCHER Craig McMurtry, R (5.1) ERA: 4.52	IP: 0.0 WLS: L BF: 2 H: 2 R: 0 ER: 0 SO: 0 BB: 0 IBB: 0 HBP: 0 BLK: 0 WP: 0 HR: 0 S: 2 P: 2 ERA: 0.00 WHIP: 0.429											PITCHER	IP: 0.0 WLS: L BF: 2 H: 2 R: 0 ER: 0 SO: 0 BB: 0 IBB: 0 HBP: 0 BLK: 0 WP: 0 HR: 0 S: 2 P: 2 ERA: 0.00 WHIP: 0.429										
PITCHER Ed Olwine, L (5.1) ERA: 2.63	IP: 2.1 WLS: L BF: 7 H: 1 R: 0 ER: 0 SO: 1 BB: 0 IBB: 0 HBP: 0 BLK: 0 WP: 0 HR: 0 S: 9 P: 9 ERA: 0.00 WHIP: 0.429											PITCHER	IP: 2.1 WLS: L BF: 7 H: 1 R: 0 ER: 0 SO: 1 BB: 0 IBB: 0 HBP: 0 BLK: 0 WP: 0 HR: 0 S: 9 P: 9 ERA: 0.00 WHIP: 0.429										
PITCHER Jeff Dedmon, R (8.1) ERA: 3.72	IP: 1.0 WLS: L BF: 6 H: 2 R: 2 ER: 2 SO: 0 BB: 1 IBB: 0 HBP: 0 BLK: 0 WP: 0 HR: 0 S: 5 P: 9 ERA: 18.00 WHIP: 3.000											PITCHER	IP: 1.0 WLS: L BF: 6 H: 2 R: 2 ER: 2 SO: 0 BB: 1 IBB: 0 HBP: 0 BLK: 0 WP: 0 HR: 0 S: 5 P: 9 ERA: 18.00 WHIP: 3.000										

Batter	1	2	3	4	5	6	7	8	9	AB	R	H	RBI	BB	SO	LOB	TOP					
Gary Redus, R OBP: 0.356, SLG: 0.478 (1, 7)										5	1	2	1	0	1	1	Philadelphia Phillies @ Houston Astros Astrodome, Houston, TX Thu Jul 10 1986, 8:05 PM EDT Att: 18,289 - Unknown					
Juan Samuel, R OBP: 0.301, SLG: 0.441 (1, 4)										4	0	0	0	0	0	4						
Ron Roenicke, S OBP: 0.387, SLG: 0.424 Tom Gorman, L Steve Bedrosian, R (1, 8) (7, 1) (8, 1)										4	0	0	1	0	0	3						
Mike Schmidt, R OBP: 0.365, SLG: 0.517 Rick Schu, R OBP: 0.337, SLG: 0.401 (1, 5) (7, 5)										2	1	0	0	1	0	0						
Von Hayes, L OBP: 0.374, SLG: 0.411 (1, 3)										4	0	0	0	0	1	3						
Glenn Wilson, R OBP: 0.303, SLG: 0.367 (1, 9)										4	0	2	1	0	0	0						
John Russell, R OBP: 0.346, SLG: 0.518 (1, 2)										4	1	1	0	0	2	3						
Tom Foley, L OBP: 0.307, SLG: 0.388 (1, 6)										4	1	2	0	0	1	0						
Charles Hudson, S Steve Jeltz, S OBP: 0.364, SLG: 0.291 Rocky Childress, R Greg Gross, L OBP: 0.425, SLG: 0.350 (1, 1) (5, PH) (5, 1) (7, PH) (7, 8)										0	0	0	0	0	0	0						
Inning Stats	R: 2 E: 1 K: 1 S: 8	H: 2 LOB: 2 BB: 1 P: 12	R: 0 E: 0 K: 0 S: 4	H: 1 LOB: 1 BB: 0 P: 4	R: 0 E: 0 K: 1 S: 5	H: 0 LOB: 0 BB: 0 P: 5	R: 0 E: 0 K: 1 S: 5	H: 0 LOB: 0 BB: 0 P: 5	R: 0 E: 0 K: 0 S: 3	H: 0 LOB: 0 BB: 0 P: 3	R: 0 E: 0 K: 0 S: 3	H: 0 LOB: 0 BB: 0 P: 3	R: 2 E: 0 K: 0 S: 7	H: 4 LOB: 2 BB: 0 P: 7	R: 0 E: 0 K: 0 S: 4	H: 2 LOB: 1 BB: 0 P: 4		R: 0 E: 0 K: 2 S: 7	H: 0 LOB: 0 BB: 0 P: 7	1B: 9 2B: 0 3B: 0 HR: 0	SF: 0 SAC: 1 DP: 1 HBP: 0	WP: 1 PB: 1 SB: 2 CS: 0
PITCHER	IP WLS BF H R ER SO BB IBB HBP BLK WP HR S P ERA WHIP																					
Mark Knudson, R ERA: 3.7 Larry Andersen, R ERA: 3.14 (1, 1) (7, 1)	6.1 W 28 7 4 3 3 1 0 0 0 0 1 0 33 37 4.26 1.263																					

AB	35
R	4
H	9
RBI	4
BB	1
SO	5
LOB	14



Batter	1	2	3	4	5	6	7	8	9	AB	R	H	RBI	BB	SO	LOB	BOTTOM			
Bill Doran, S OBP: 0.367, SLG: 0.372 Jim Pankovits, R OBP: 0.333, SLG: 0.372 (1, 4) (9, 4)										4	2	1	0	1	1	2	Philadelphia Phillies @ Houston Astros Astrodome, Houston, TX Thu Jul 10 1986, 8:05 PM EDT Att: 18,289 - Unknown			
Craig Reynolds, L OBP: 0.277, SLG: 0.358 (1, 6)										5	2	3	1	0	0	0				
Denny Walling, L OBP: 0.374, SLG: 0.456 (1, 5)										4	3	4	1	1	0	0				
Glenn Davis, R OBP: 0.332, SLG: 0.518 (1, 3)										3	1	2	4	1	0	1				
Kevin Bass, S OBP: 0.364, SLG: 0.498 (1, 9)										3	2	1	2	0	0	3				
Jose Cruz, L OBP: 0.321, SLG: 0.313 (1, 7)										3	0	1	2	1	0	1				
Ty Gainey, L OBP: 0.394, SLG: 0.467 Tony Walker, R OBP: 0.288, SLG: 0.323 (1, 8) (7, PH) (8, 8)										3	0	1	1	0	1	1				
John Mizerock, L OBP: 0.440, SLG: 0.188 (1, 2)										2	1	0	0	2	1	1				
Mark Knudson, R Larry Andersen, R (1, 1) (7, 1)										1	0	0	0	0	1	0				
Inning Stats	R: 3 E: 1 K: 0 S: 5	H: 2 LOB: 0 BB: 1 P: 9	R: 0 E: 0 K: 1 S: 5	H: 0 LOB: 1 BB: 1 P: 9	R: 2 E: 0 K: 0 S: 5	H: 2 LOB: 1 BB: 1 P: 9	R: 1 E: 0 K: 1 S: 5	H: 1 LOB: 1 BB: 1 P: 9	R: 3 E: 1 K: 0 S: 6	H: 4 LOB: 0 BB: 0 P: 6	R: 0 E: 0 K: 1 S: 5	H: 0 LOB: 0 BB: 0 P: 5	R: 0 E: 0 K: 0 S: 4	H: 1 LOB: 2 BB: 1 P: 8	R: 2 E: 0 K: 2 S: 9	H: 3 LOB: 2 BB: 1 P: 13		1B: 10 2B: 3 3B: 0 HR: 0	SF: 2 SAC: 2 DP: 1 HBP: 0	WP: 2 PB: 0 SB: 1 CS: 0
PITCHER	IP WLS BF H R ER SO BB IBB HBP BLK WP HR S P ERA WHIP																			
Charles Hudson, R ERA: 5.13 Rocky Childress, R ERA: 9.0 Tom Gorman, L ERA: 6.75 Steve Bedrosian, R ERA: 3.7 (1, 1) (5, 1) (7, 1) (8, 1)	4.0 L 20 5 6 5 2 0 0 0 0 0 0 0 11 11 9.00 2.250																			

AB	30
R	11
H	13
RBI	11
BB	6
SO	5
LOB	11



Batter	1	2	3	4	5	6	7	8	9	AB	R	H	RBI	BB	SO	LOB	TOP								
Gary Redus, R OBP: 0.352, SLG: 0.469 (1, 7)	0-0 6-3		0-3 K		0-0 F8			0-0 E S SF8 1B		4	1	1	0	0	1	0	Philadelphia Phillies @ Houston Astros Astrodome, Houston, TX Fri Jul 11 1986, 8:05 PM EDT Att: 18,047 - Unknown								
Juan Samuel, R OBP: 0.304, SLG: 0.445 (1, 4)	4-0 G4-6-3 BB		0-0 6-3			0-0 4-3 2B		0-0 SF8 1-H		2	0	1	1	1	0	0									
Ron Roenicke, S OBP: 0.385, SLG: 0.417 (1, 8)	0-0 G4-6-3 1-2			4-0 HR BB		0-0 4-3 2-3		0-0 2-3		3	1	0	0	1	0	2									
Mike Schmidt, R OBP: 0.367, SLG: 0.515 (1, 5)		4-0 1B SF8 BB		0-0 F4		0-3 K		0-0		3	1	1	0	1	1	2									
Von Hayes, L OBP: 0.379, SLG: 0.423 (1, 3)		0-0 SF8 1B		0-0 1-H HR		4-0 IBB		0-0 G4-1		3	1	2	2	1	0	1									
Glenn Wilson, R OBP: 0.302, SLG: 0.365 (1, 9)		0-0 SF8 1-2 3-H		0-3 K		0-3 K				2	0	0	1	1	2	2									
John Russell, R OBP: 0.338, SLG: 0.503 (1, 2)			0-3 K		0-3 K		0-3 K		0-3 FC5-4 BB	4	0	0	0	0	4	2									
Tom Foley, L OBP: 0.381, SLG: 0.358 (1, 6)		0-0 F7			0-0 G3		0-0 F8		0-0 FC5-4 FC5-4 1-2	4	0	0	0	0	0	2									
Don Carman, L (1, 1)			0-0 L4		0-3 K		0-3 K		0-0 FC5-4 1-2	2	0	0	0	0	1	0									
Tom Hume, R (6, 1)									0-0 FC5-4 1-2	1	0	0	0	0	1	0									
Steve Bedrosian, R (8, 1)									0-0 FC5-4 1-2	1	0	0	0	0	0	1									
Inning Stats	R: 0 E: 0 K: 0 S: 2	H: 0 LOB: 0 BB: 1 P: 6	R: 1 E: 0 K: 1 S: 6	H: 1 LOB: 1 BB: 1 P: 10	R: 0 E: 0 K: 1 S: 5	H: 0 LOB: 0 BB: 0 P: 5	R: 2 E: 0 K: 2 S: 8	H: 1 LOB: 2 BB: 1 P: 12	R: 0 E: 0 K: 1 S: 5	H: 0 LOB: 0 BB: 0 P: 5	R: 0 E: 0 K: 2 S: 8	H: 1 LOB: 2 BB: 0 P: 12	R: 0 E: 0 K: 2 S: 7	H: 0 LOB: 0 BB: 0 P: 7	R: 1 E: 0 K: 0 S: 5	H: 2 LOB: 1 BB: 1 P: 5	R: 0 E: 0 K: 1 S: 5	H: 0 LOB: 1 BB: 1 P: 9	1B: 3 2B: 1 3B: 0 HR: 1	SF: 2 SAC: 0 DP: 1 HBP: 0	WP: 0 PB: 0 SB: 1 CS: 0	PA: 36			
PITCHER	IP	WLS	BF	H	R	ER	SO	BB	IBB	HBP	BLK	WP	HR	S	P	ERA	WHIP								
Mike Scott, R ERA: 2.29 (1, 1)	7.0	L	27	3	3	3	9	3	1	0	0	0	1	41	57	3.86	0.857								
Charlie Kerfeld, R ERA: 1.8 (8, 1)	1.0		5	2	1	1	0	0	0	0	0	0	0	5	5	9.00	2.000								
Dave Smith, R ERA: 2.51 (9, 1)	1.0		4	0	0	0	1	1	0	0	0	0	0	5	9	0.00	1.000								

Batter	1	2	3	4	5	6	7	8	9	AB	R	H	RBI	BB	SO	LOB	BOTTOM								
Bill Doran, S OBP: 0.371, SLG: 0.375 (1, 4)	4-0 CS BB			0-0 E S 1B		0-0 F8		0-0 BB 1B		3	0	2	0	1	0	0	Philadelphia Phillies @ Houston Astros Astrodome, Houston, TX Fri Jul 11 1986, 8:05 PM EDT Att: 18,047 - Unknown								
Dickie Thon, R OBP: 0.294, SLG: 0.324 (1, 6)			0-0 F4		0-0 F9		0-0 WP 1B		0-0 L9	2	0	0	0	0	2										
Craig Reynolds, L OBP: 0.280, SLG: 0.360 (6, PH) (7, 6)										2	0	1	0	0	2										
Phil Garner, R OBP: 0.353, SLG: 0.472 (1, 5)	0-0 1-3			1-0 S HBP		0-0 F2 1-2		0-3 K		3	0	0	0	0	1	4									
Glenn Davis, R OBP: 0.331, SLG: 0.513 (1, 3)		0-0 F5		0-0 F2		0-3 K		4-0 1-2 2-3 BB		3	0	0	0	1	1	3									
Kevin Bass, S OBP: 0.360, SLG: 0.492 (1, 9)		0-0 F9		0-3 K				0-3 L9		4	0	0	0	0	2	5									
Dave Smith, R (9, 1)								0-3 K		0	0	0	0	0	0	0									
Jose Cruz, L OBP: 0.320, SLG: 0.324 (1, 7)		0-0 F7			0-0 6-3		0-0 HR		0-0 1-3	4	1	1	1	0	0	0									
Tony Walker, R OBP: 0.280, SLG: 0.313 (1, 8)			0-0 F8		0-0 F3		0-3 K		0-3 K	2	0	0	0	0	0	0									
Ty Gainey, L OBP: 0.371, SLG: 0.438 (7, PH) (8, 8)										2	0	0	0	0	2	0									
John Mizerock, L OBP: 0.442, SLG: 0.182 (1, 2)			0-0 F7		1-0 HBP		0-0 4-3		0-0 1-3	1	0	0	0	0	0	0									
Louie Meadows, L OBP: 0.333, SLG: 0.333 (7, PH) (8, 1)										1	0	0	0	0	0	0									
Charlie Kerfeld, R (8, 1)										0	0	0	0	0	0	0									
Denny Walling, L OBP: 0.373, SLG: 0.453 (9, 9)										1	0	0	0	0	0	0									
Mike Scott, R OBP: 0.113, SLG: 0.096 (1, 1)			0-3 K		0-3 K			0-0 BB 1B 1B		2	0	0	0	0	2	1									
Alan Ashby, S OBP: 0.350, SLG: 0.347 (8, 2)										1	0	1	0	0	0	0									
Inning Stats	R: 0 E: 0 K: 0 S: 2	H: 0 LOB: 0 BB: 1 P: 6	R: 0 E: 0 K: 0 S: 3	H: 0 LOB: 0 BB: 0 P: 3	R: 0 E: 0 K: 1 S: 5	H: 0 LOB: 0 BB: 0 P: 5	R: 0 E: 0 K: 1 S: 6	H: 1 LOB: 2 BB: 0 P: 7	R: 0 E: 0 K: 1 S: 5	H: 0 LOB: 1 BB: 0 P: 6	R: 0 E: 0 K: 1 S: 6	H: 1 LOB: 1 BB: 0 P: 6	R: 1 E: 0 K: 1 S: 6	H: 1 LOB: 0 BB: 0 P: 6	R: 0 E: 0 K: 2 S: 9	H: 2 LOB: 3 BB: 1 P: 13	R: 0 E: 0 K: 1 S: 5	H: 0 LOB: 0 BB: 0 P: 5	1B: 4 2B: 0 3B: 0 HR: 1	SF: 0 SAC: 0 DP: 0 HBP: 2	WP: 1 PB: 0 SB: 2 CS: 1	PA: 35			
PITCHER	IP	WLS	BF	H	R	ER	SO	BB	IBB	HBP	BLK	WP	HR	S	P	ERA	WHIP								
Don Carman, L ERA: 4.44 (1, 1)	5.0	W	18	4	1	1	2	0	0	0	0	1	1	14	14	4.50	2.000								
Tom Hume, R ERA: 3.79 (6, 1)	2.0		10	4	1	1	2	0	0	0	0	1	1	14	14	4.50	2.000								
Steve Bedrosian, R ERA: 3.53 (8, 1)	2.0	S	7	0	0	0	3	1	0	0	0	0	0	12	16	0.00	0.500								

Batter	1	2	3	4	5	6	7	8	9	AB	R	H	RBI	BB	SO	LOB	TOP										
Gary Redus, R OBP: 0.363, SLG: 0.475 (1, 7)	4-0 E WP BB		0-0 3B 2B		0-0 F4		4-0 1-2 BB		0-0 F9	3	2	1	0	2	0	0	Philadelphia Phillies @ Houston Astros Astrodome, Houston, TX Sat Jul 12 1986, 4:33 AM EDT Att: 17,491 - Unknown AB 32 R 3 H 3 RBI 2 BB 5 SO 12 LOB 16										
Juan Samuel, R OBP: 0.303, SLG: 0.449 (1, 4)	0-3 K WP 1-H		0-0 2B 3B		0-3 K		0-3 K			4	1	1	1	0	3	2											
Greg Gross, L OBP: 0.416, SLG: 0.333 (1, 9)	0-0 F6		0-0 4-3		4-0 BB		0-3 K			3	0	0	0	1	1	4											
Mike Schmidt, R OBP: 0.365, SLG: 0.515 (1, 5)	0-0 F4		0-0 2B		0-3 K		0-3 K			4	0	1	1	0	2	4											
Von Hayes, L OBP: 0.377, SLG: 0.419 (1, 3)	0-0 4-3		3-H 4-0 2B		0-0 E5				0-0 3-1	3	0	0	0	1	0	1											
Ron Roenicke, S OBP: 0.377, SLG: 0.408 (1, 8)		0-0 G3	0-3 K		0-0 4-3				0-0 F9	4	0	0	0	0	1	3											
Ronn Reynolds, R OBP: 0.313, SLG: 0.714 (1, 2)		0-3 K		0-0 F8		0-3 K			0-0 F8	4	0	0	0	0	2	1											
Tom Foley, L OBP: 0.358, SLG: 0.333 (1, 6)		0-0 6-3		0-0 F4		0-3 K			0-0 F8	4	0	0	0	0	1	1											
Shane Rawley, R OBP: 0.176, SLG: 0.304 (4, PH)			0-0 1-3		0-3 K				0-3 K	1	0	0	0	0	0	0											
Inning Stats	R: 1 E: 0 K: 1 S: 6	H: 0 LOB: 1 BB: 1 P: 10	R: 0 E: 0 K: 1 S: 5	H: 0 LOB: 0 BB: 0 P: 5	R: 2 E: 0 K: 1 S: 8	H: 3 LOB: 2 BB: 1 P: 12	R: 0 E: 0 K: 1 S: 5	H: 0 LOB: 0 BB: 0 P: 5	R: 0 E: 0 K: 2 S: 7	H: 0 LOB: 1 BB: 1 P: 11	R: 0 E: 0 K: 3 S: 8	H: 0 LOB: 2 BB: 2 P: 17	R: 0 E: 0 K: 0 S: 3	H: 0 LOB: 0 BB: 0 P: 3	R: 0 E: 0 K: 1 S: 5	H: 0 LOB: 0 BB: 0 P: 5		1B: 0 2B: 2 3B: 1 HR: 0	SF: 0 SAC: 0 DP: 0 HBP: 0	WP: 2 PB: 0 SB: 5 CS: 0	PA: 37						
PITCHER	IP	WLS	BF	H	R	ER	SO	BB	IBB	HBP	BLK	WP	HR	S	P	ERA	WHIP										
Nolan Ryan, R ERA: 4.28 (1, 1)	6.0	W	28	3	3	3	8	4	1	0	0	2	0	39	59	4.50	1.167										
Dave Smith, R ERA: 2.27 (7, 1)	3.0	S	9	0	0	0	4	0	0	0	0	0	0	17	17	0.00	0.000										



Batter	1	2	3	4	5	6	7	8	9	AB	R	H	RBI	BB	SO	LOB	BOTTOM										
Bill Doran, S OBP: 0.374, SLG: 0.380 (1, 4)	0-0 CS 1B		0-0 1-3 2B		0-0 F8		0-0 F8		4-0 IBB	4	0	2	0	1	0	0	Philadelphia Phillies @ Houston Astros Astrodome, Houston, TX Sat Jul 12 1986, 4:33 AM EDT Att: 17,491 - Unknown AB 35 R 4 H 14 RBI 4 BB 3 SO 5 LOB 17										
Dickie Thon, R OBP: 0.298, SLG: 0.333 (1, 6)	0-0 5-3		0-0 F3		0-0 S 1B		0-0 2B		0-0 1-3	5	0	2	0	0	0	5											
Phil Garner, R OBP: 0.347, SLG: 0.462 (1, 5)	0-0 F6		0-3 K		0-0 F7		0-0 6-3			4	0	0	0	0	1	2											
Glenn Davis, R OBP: 0.331, SLG: 0.513 (1, 3)		0-0 F7	0-0 1B FC5-2 2B		0-0 5-3		0-3 K			4	0	1	0	0	1	1											
Kevin Bass, S OBP: 0.361, SLG: 0.492 (1, 9)		0-3 K	0-0 FC5-2 1B 1B				0-0 K		0-0 L6 1B	4	1	2	0	0	2	0											
Jose Cruz, L OBP: 0.322, SLG: 0.324 (1, 7)		0-0 HR 1B	0-0 FC5-2 BB 1B		4-0 BB		0-0 L6		0-0 L6	3	1	1	0	1	0	3											
Tony Walker, R OBP: 0.304, SLG: 0.380 (1, 8)		0-0 HR	0-0 1B BB		0-0 F8				0-0 CS 1B	4	1	3	3	0	0	1											
John Mizerock, L OBP: 0.446, SLG: 0.250 (1, 2)		0-0 1B	4-0 1B 2-3 BB		0-0 F9				0-0 4-3	3	1	1	0	1	0	2											
Nolan Ryan, R OBP: 0.188, SLG: 0.161 (1, 1)		0-0 2B	0-0 3B		0-0 L4		0-3 K			3	0	1	1	0	1	3											
Denny Walling, L OBP: 0.376, SLG: 0.462 (7, 5)		0-0 2B	0-0 1B							1	0	1	0	0	0	0											
Inning Stats	R: 0 E: 0 K: 0 S: 3	H: 1 LOB: 0 BB: 0 P: 3	R: 3 E: 0 K: 1 S: 10	H: 5 LOB: 0 BB: 0 P: 10	R: 1 E: 0 K: 1 S: 8	H: 3 LOB: 3 BB: 1 P: 12	R: 0 E: 0 K: 0 S: 4	H: 1 LOB: 1 BB: 0 P: 4	R: 0 E: 0 K: 1 S: 5	H: 0 LOB: 1 BB: 1 P: 9	R: 0 E: 0 K: 1 S: 6	H: 1 LOB: 1 BB: 0 P: 6	R: 0 E: 0 K: 1 S: 5	H: 1 LOB: 0 BB: 0 P: 5	R: 0 E: 0 K: 0 S: 4	H: 2 LOB: 2 BB: 1 P: 8	1B: 8 2B: 5 3B: 1 HR: 1	SF: 0 SAC: 0 DP: 1 HBP: 0	WP: 0 PB: 0 SB: 1 CS: 2	PA: 38							
PITCHER	IP	WLS	BF	H	R	ER	SO	BB	IBB	HBP	BLK	WP	HR	S	P	ERA	WHIP										
Shane Rawley, L ERA: 2.96 (1, 1)	3.0	L	18	9	4	4	2	1	0	0	0	0	0	15	19	0.00	1.000										
Kevin Gross, R ERA: 4.28 (4, 1)	3.0		12	2	0	0	2	1	0	0	0	0	0	9	13	0.00	1.500										
Kent Tekulve, R ERA: 3.0 (7, 1)	2.0		8	3	0	0	1	0	1	0	0	0	0	9	13	0.00	1.500										



Batter	1	2	3	4	5	6	7	8	9	10	11	AB	R	H	RBI	BB	SO	LOB	TOP	
Gary Redus, R OBP: 0.364, SLG: 0.461 (1, 7)	FC4-6 BB		1B BB			F9		K		K		3	1	0	0	2	2	2		
Rick Schu, R OBP: 0.339, SLG: 0.401 (1, 5)	F4		CS 1B			HR 1B		K		F9		5	1	2	1	0	1	2		
Juan Samuel, R OBP: 0.301, SLG: 0.448 (1, 4)	FC4-6 1-2		CS	5-3		K			F9 2B		5-3	5	0	1	0	0	1	3		
Mike Schmidt, R OBP: 0.366, SLG: 0.533 (1, 3)	F8			6-3		HR			F9		HR	5	2	2	4	0	0	2		
Von Hayes, L OBP: 0.372, SLG: 0.413 (1, 8)		F8			K				K		5-3	5	0	0	0	0	2	1		
Glenn Wilson, R OBP: 0.301, SLG: 0.360 Steve Bedrosian, R OBP: 0.500, SLG: 0.333 (9, 1)		4-3				F7			3-1			3	0	0	0	1	0	0		
John Russell, R OBP: 0.327, SLG: 0.487 (1, 2)						F9			5-3		BB	1	0	1	0	0	0	0		
Luis Aguayo, R OBP: 0.233, SLG: 0.304 Tom Foley, L OBP: 0.388, SLG: 0.333 (7, 6)			6-3			F9			6-3		FC2-6 BB	3	0	0	0	0	0	0		
Bruce Ruffin, S OBP: 0.192, SLG: 0.273 Tom Hume, R (7, 1)			K			HR 1B			F7		FC2-6	2	1	1	0	0	1	0		
Greg Gross, L OBP: 0.410, SLG: 0.328 Kent Tekulve, R (8, 1)												1	0	0	0	0	0	0		
Ron Roenicke, S OBP: 0.378, SLG: 0.406 (9, 9)												1	0	0	0	0	0	0		
Inning Stats	R: 0 E: 0 K: 0 S: 3	H: 0 LOB: 1 BB: 1 P: 7	R: 0 E: 0 K: 0 S: 3	H: 0 LOB: 0 BB: 0 P: 3	R: 1 E: 0 K: 1 S: 5	H: 1 LOB: 0 BB: 1 P: 9	R: 0 E: 0 K: 1 S: 5	H: 0 LOB: 0 BB: 0 P: 5	R: 0 E: 0 K: 0 S: 3	H: 0 LOB: 0 BB: 0 P: 3	R: 0 E: 0 K: 2 S: 7	H: 1 LOB: 2 BB: 1 P: 12	R: 0 E: 0 K: 1 S: 5	H: 0 LOB: 1 BB: 1 P: 9	R: 1 E: 0 K: 1 S: 7	H: 2 LOB: 1 BB: 0 P: 7	1B: 4 2B: 1 3B: 0 HR: 2	SF: 0 SAC: 0 DP: 0 HBP: 0	WP: 0 PB: 0 SB: 3 CS: 1	PA: 44
PITCHER	IP 7.0	WLS 26	BF 4	H 4	R 4	ER 4	SO 3	BB 2	IBB 0	HBP 0	BLK 0	WP 0	HR 1	S 30	P 38	ERA 5.14	WHIP 0.857			
Bob Knepper, L ERA: 2.76 (1, 1)																				
Aurelio Lopez, R ERA: 2.13 (8, 1)	1.1	5	1	0	0	2	0	0	0	0	0	0	0	9	9	0.00	0.750			
Frank DiPino, L ERA: 3.79 (9, 1)	0.1	1	0	0	0	1	0	0	0	0	0	0	0	3	3	0.00	0.000			
Charlie Kerfeld, R ERA: 1.79 Dave Smith, R ERA: 2.41 (10, 1)	2.0	L 9	2	1	1	2	1	0	0	0	0	0	1	12	16	4.50	1.500			

Philadelphia Phillies @ Houston Astros
Astrodome, Houston, TX
Sun Jul 13 1986, 4:33 AM EDT
Att: 20,597 - Unknown

AB 39
R 5
H 7
RBI 5
BB 4
SO 9
LOB 14



Batter	1	2	3	4	5	6	7	8	9	10	11	AB	R	H	RBI	BB	SO	LOB	BOTTOM	
Bill Doran, S OBP: 0.374, SLG: 0.380 (1, 4)	1-3		5-3 1B				FC3-6 4-3 E S		F8			5	1	2	1	0	0	2		
Billy Hatcher, R OBP: 0.275, SLG: 0.319 (8, 8)	4-3		5-3		F7		4-3					5	0	1	1	0	0	4		
Phil Garner, R OBP: 0.341, SLG: 0.453 Aurelio Lopez, R OBP: 0.339, SLG: 0.401 Frank DiPino, L OBP: 0.339, SLG: 0.290 Charlie Kerfeld, R OBP: 0.388, SLG: 0.333 Alan Ashby, S OBP: 0.340, SLG: 0.343 Dave Smith, R ERA: 2.41 (10, 1)	6-3		3-1			1-3 3-H	E5 S		F8			4	0	0	0	0	0	2		
Glenn Davis, R OBP: 0.331, SLG: 0.523 (1, 3)		5-3				HR	F7			K		5	1	2	1	0	1	1		
Kevin Bass, S OBP: 0.359, SLG: 0.488 (1, 9)		K				F9		K		K		5	0	1	0	0	3	1		
Dickie Thon, R OBP: 0.298, SLG: 0.333 Craig Reynolds, L OBP: 0.276, SLG: 0.356 (8, 6)						F9		F8		F5		3	0	1	0	0	0	1		
Tony Walker, R OBP: 0.305, SLG: 0.370 Jose Cruz, L OBP: 0.320, SLG: 0.321 (8, 7)									F8			2	0	0	0	0	0	1		
John Mizerock, L OBP: 0.443, SLG: 0.231 (1, 2)					L7		FC3-6 4-3 BB		K			3	1	0	0	2	2	1		
Bob Knepper, L ERA: 2.76 Jim Pankovits, R OBP: 0.333, SLG: 0.372 Denny Waling, L OBP: 0.375, SLG: 0.457 (8, 5)	FC1-6 BB		FC1-6 BB			K			F5			2	0	0	0	0	1	1		
Inning Stats	R: 0 E: 0 K: 0 S: 3	H: 0 LOB: 0 BB: 0 P: 3	R: 0 E: 0 K: 2 S: 8	H: 1 LOB: 1 BB: 0 P: 8	R: 0 E: 0 K: 0 S: 4	H: 1 LOB: 0 BB: 1 P: 8	R: 1 E: 0 K: 1 S: 6	H: 1 LOB: 0 BB: 0 P: 6	R: 0 E: 0 K: 1 S: 6	H: 1 LOB: 1 BB: 0 P: 6	R: 0 E: 0 K: 3 S: 9	H: 1 LOB: 0 BB: 0 P: 4	R: 0 E: 0 K: 3 S: 9	H: 0 LOB: 0 BB: 0 P: 9	R: 0 E: 0 K: 1 S: 5	H: 0 LOB: 0 BB: 0 P: 5	1B: 5 2B: 1 3B: 0 HR: 1	SF: 0 SAC: 0 DP: 0 HBP: 0	WP: 0 PB: 2 SB: 3 CS: 0	PA: 45
PITCHER	IP 6.0	WLS 5	BF 5	H 5	R 3	ER 3	SO 5	BB 3	IBB 0	HBP 0	BLK 0	WP 0	HR 1	S 33	P 45	ERA 4.50	WHIP 1.333			
Bruce Ruffin, L ERA: 2.79 (7, 1)	1.0	5	0	1	0	0	0	1	0	0	0	0	0	4	8	0.00	1.000			
Kent Tekulve, R ERA: 2.95 Steve Bedrosian, R ERA: 3.3 (9, 1)	1.0	4	1	0	0	1	0	0	0	0	0	0	0	6	6	0.00	1.000			
3.0	W 10	1	0	0	4	0	0	0	0	0	0	0	0	18	18	0.00	0.333			

Philadelphia Phillies @ Houston Astros
Astrodome, Houston, TX
Sun Jul 13 1986, 4:33 AM EDT
Att: 20,597 - Unknown

AB 41
R 4
H 7
RBI 3
BB 4
SO 10
LOB 17



Batter	1	2	3	4	5	6	7	8	9	AB	R	H	RBI	BB	SO	LOB	TOP		
Gary Redus, R (1.7) OBP: 0.339, SLG: 0.423	F7			6-3		FC6-4		4-3		4	0	0	0	0	0	1	Philadelphia Phillies @ Cincinnati Reds Riverfront Stadium, Cincinnati, OH Fri Jul 18 1986, 7:05 PM EDT Att: 24,072 - Unknown		
Jeff Stone, L (1.8) OBP: 0.327, SLG: 0.353	4-3			4-3			1B BB	K		3	1	0	0	1	1	0			
Juan Samuel, R (1.4) OBP: 0.301, SLG: 0.443	6-3			F8			F8	1B		4	0	1	0	0	0	1			
Mike Schmidt, R (1.5) OBP: 0.368, SLG: 0.539		G5-4-3 1B			1-3		1B 2B	L7		4	1	2	0	0	0	1			
Von Hayes, L (1.3) OBP: 0.371, SLG: 0.414	F5			F6			2B SF9 1B	4-3 BB 1B		4	2	2	1	0	0	1			
Glenn Wilson, R (1.9) OBP: 0.307, SLG: 0.363	G5-4-3			F8			SF9 1B 2B	4-3 1B BB		3	1	1	1	1	0	1			
John Russell, R (1.2) OBP: 0.322, SLG: 0.475			F7			L8	SF9	4-3		3	0	0	1	0	0	2			
Steve Jeltz, S (1.6) OBP: 0.366, SLG: 0.294							2-3 3-H	6-3		3	0	2	1	0	1	0			
Ron Roenicke, S (9, PH) OBP: 0.375, SLG: 0.404			B1-6-4 1B			K	1B			1	0	0	1	0	0	1			
Bruce Ruffin, S (1.1) OBP: 0.167, SLG: 0.250										1	0	0	0	0	0	0			
Rocky Childress, R (5.1) OBP: 0.247, SLG: 0.405										0	0	0	0	0	0	0			
Rick Schi, R (6, PH) OBP: 0.247, SLG: 0.405										0	0	0	0	0	0	0			
Tom Gorman, L (6.1) OBP: 0.247, SLG: 0.405										0	0	0	0	0	0	0			
Tom Foley, L (7, PH) OBP: 0.247, SLG: 0.391										0	0	0	0	0	0	1			
Kent Tekulve, R (7.1) OBP: 0.247, SLG: 0.323										0	0	0	0	0	0	0			
Greg Gross, L (9, PH) OBP: 0.247, SLG: 0.323										0	0	0	0	0	0	0			
Luis Aguayo, R (9, PH) OBP: 0.247, SLG: 0.313										1	0	1	0	0	0	0			
Inning Stats	R: 0 E: 0 K: 0 S: 3	H: 0 LOB: 0 BB: 0 P: 3	R: 0 E: 0 K: 0 S: 3	H: 1 LOB: 0 BB: 0 P: 3	R: 0 E: 0 K: 0 S: 3	H: 1 LOB: 0 BB: 0 P: 3	R: 0 E: 0 K: 0 S: 3	H: 0 LOB: 0 BB: 0 P: 3	R: 0 E: 0 K: 1 S: 6	H: 1 LOB: 1 BB: 0 P: 6	R: 4 E: 0 K: 0 S: 7	H: 4 LOB: 1 BB: 1 P: 11	R: 0 E: 0 K: 1 S: 6	H: 1 LOB: 1 BB: 0 P: 6	R: 1 E: 0 K: 0 S: 4	H: 2 LOB: 2 BB: 1 P: 8	1B: 9 2B: 1 3B: 0 HR: 0	SF: 1 SAC: 0 DP: 2 HBP: 0	WP: 0 PA: 36 PB: 0 CS: 0 SB: 0
PITCHER	IP WLS BF H R ER SO BB IBB HBP BLK WP HR S P ERA WHIP																		
Tom Browning, L (1.1) ERA: 4.06	6.1 W 24 6 4 4 1 1 0 0 0 0 0 25 29 5.68 1.105																		
Ron Robinson, R (7.1) ERA: 2.12	2.1 11 3 1 1 1 1 0 0 0 0 0 12 16 3.86 1.714																		
John Franco, L (9.1) ERA: 2.3	0.1 S 1 1 0 0 0 0 0 0 0 0 0 1 1 0.00 3.000																		

Batter	1	2	3	4	5	6	7	8	9	AB	R	H	RBI	BB	SO	LOB	BOTTOM		
Kurt Stillwell, S (1.6) OBP: 0.281, SLG: 0.228	K		SH1-3 1B 2B			5-3				4	2	2	0	0	1	0	Philadelphia Phillies @ Cincinnati Reds Riverfront Stadium, Cincinnati, OH Fri Jul 18 1986, 7:05 PM EDT Att: 24,072 - Unknown		
Buddy Bell, R (1.5) OBP: 0.322, SLG: 0.362	5-3		SH1-3		HR 1B		6-3			3	1	1	0	0	0	0			
Dave Parker, L (1.9) OBP: 0.346, SLG: 0.499	1-3		1B		HR		4-3			4	1	2	4	0	0	0			
Eric Davis, R (1.8) OBP: 0.385, SLG: 0.535		S 6-3 BB	G5-4-3 1B		F8 S BB		F8			2	1	1	0	2	0	0			
Tony Perez, R (1.3) OBP: 0.319, SLG: 0.263	6-3		G5-4-3		F8		6-3			4	0	0	1	0	0	3			
Bo Diaz, R (1.2) OBP: 0.320, SLG: 0.340	L9			4-3			L4			3	0	0	0	1	0	0			
Nick Esasky, R (1.7) OBP: 0.341, SLG: 0.429										3	0	2	0	0	0	2			
Eddie Milner, L (6.8) OBP: 0.294, SLG: 0.396										1	1	1	1	0	0	0			
John Franco, L (9.1) ERA: 2.3										0	0	0	0	0	0	0			
Ron Oester, S (1.4) OBP: 0.325, SLG: 0.355				6-3		6-3		F8		3	0	0	0	1	0	1			
Tom Browning, L (1.1) OBP: 0.191, SLG: 0.174										3	0	0	0	0	0	2			
Ron Robinson, R (7.1) OBP: 0.083, SLG: 0.083										0	0	0	0	0	0	0			
Max Venable, L (9.7) OBP: 0.303, SLG: 0.341										0	0	0	0	0	0	0			
Inning Stats	R: 0 E: 0 K: 1 S: 5	H: 0 LOB: 0 BB: 0 P: 5	R: 1 E: 0 K: 0 S: 4	H: 1 LOB: 2 BB: 2 P: 12	R: 1 E: 0 K: 0 S: 5	H: 3 LOB: 1 BB: 0 P: 5	R: 0 E: 0 K: 0 S: 3	H: 1 LOB: 0 BB: 0 P: 3	R: 3 E: 0 K: 0 S: 6	H: 3 LOB: 2 BB: 2 P: 14	R: 0 E: 0 K: 0 S: 3	H: 0 LOB: 0 BB: 0 P: 3	R: 0 E: 0 K: 0 S: 3	H: 0 LOB: 0 BB: 0 P: 3	R: 1 E: 0 K: 0 S: 4	H: 1 LOB: 0 BB: 0 P: 4	1B: 5 2B: 2 3B: 0 HR: 2	SF: 0 SAC: 1 DP: 1 HBP: 0	WP: 0 PA: 35 PB: 0 CS: 1 SB: 3
PITCHER	IP WLS BF H R ER SO BB IBB HBP BLK WP HR S P ERA WHIP																		
Bruce Ruffin, L (1.1) ERA: 3.78	4.1 L 22 8 5 5 1 1 0 0 0 0 0 21 21 10.38 2.308																		
Rocky Childress, R (5.1) ERA: 6.75	0.2 3 0 0 0 0 1 0 0 0 0 0 2 6 0.00 1.500																		
Tom Gorman, L (6.1) ERA: 6.35	1.0 3 0 0 0 0 0 0 0 0 0 0 3 3 0.00 0.000																		
Kent Tekulve, R (7.1) ERA: 3.0	2.0 7 1 1 1 0 0 0 0 0 0 1 7 7 4.50 0.500																		

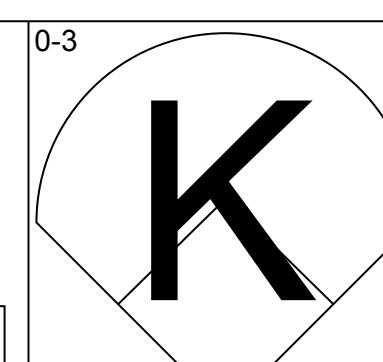
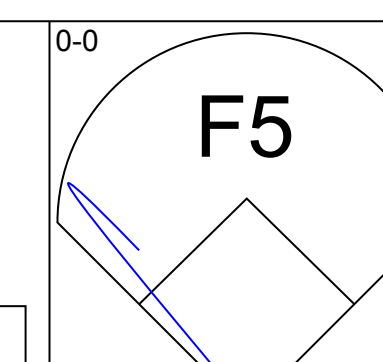
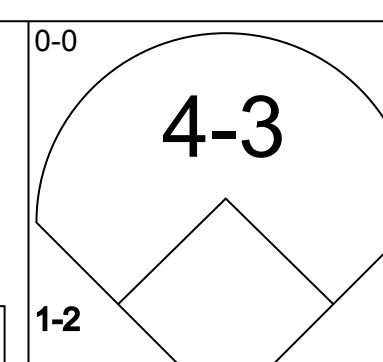
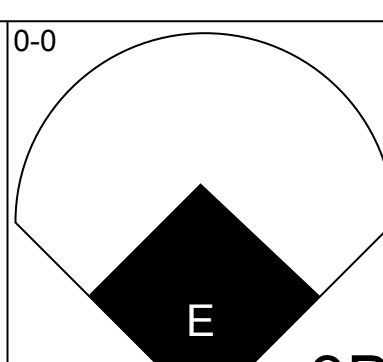
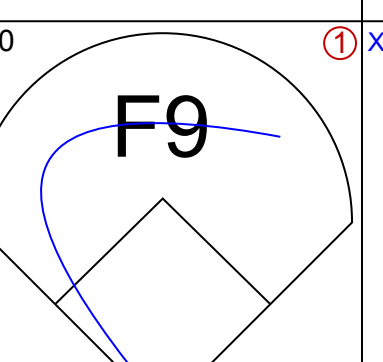
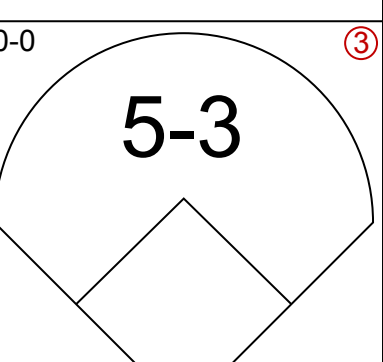
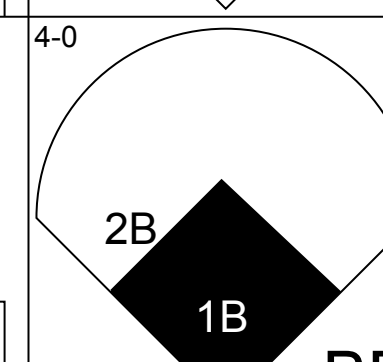
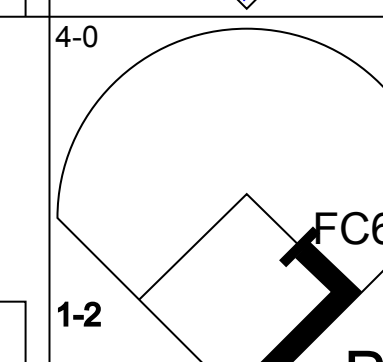
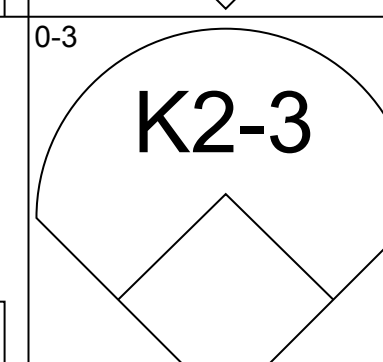
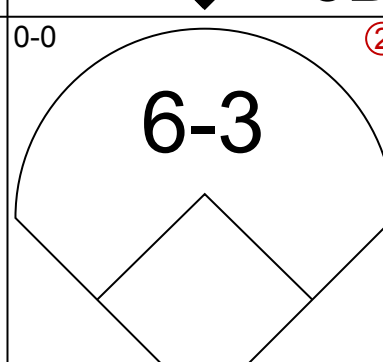
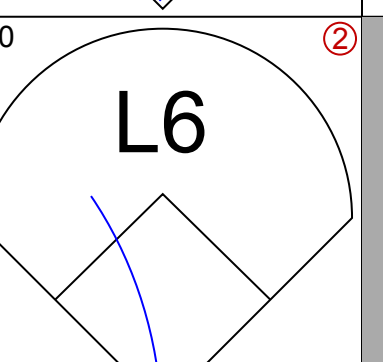
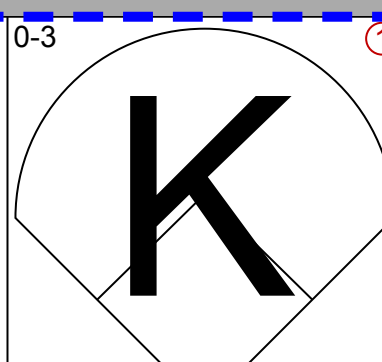
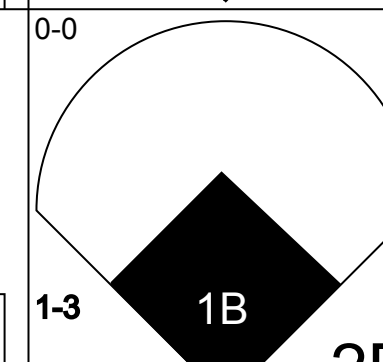
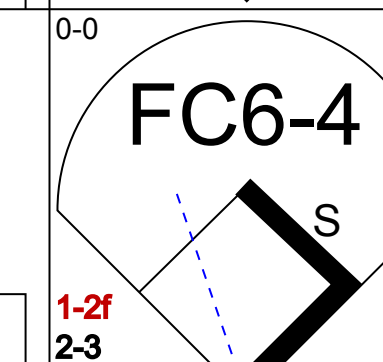
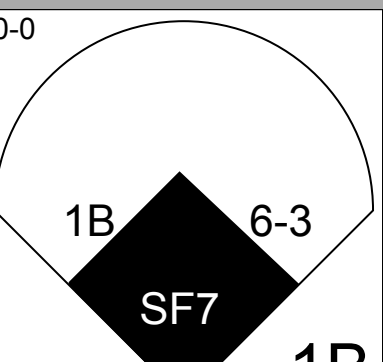
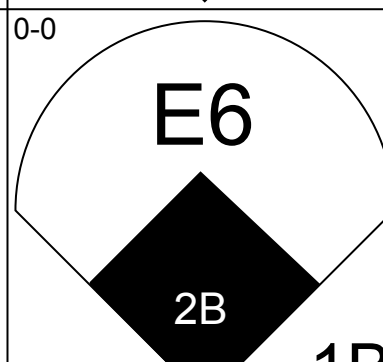
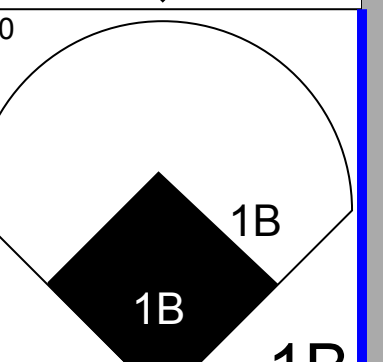
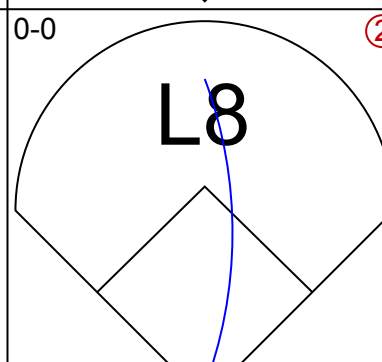
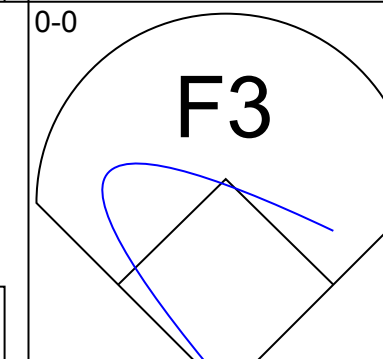
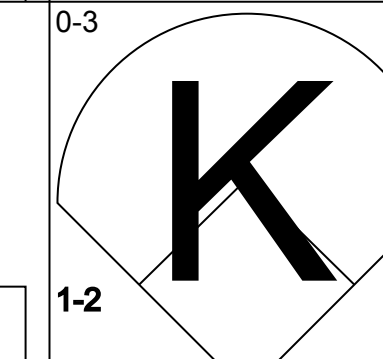
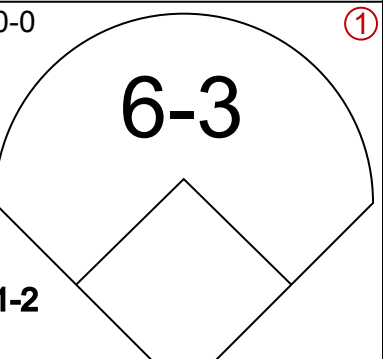
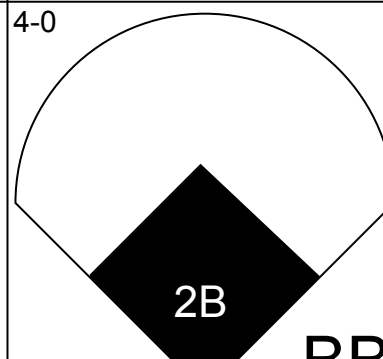
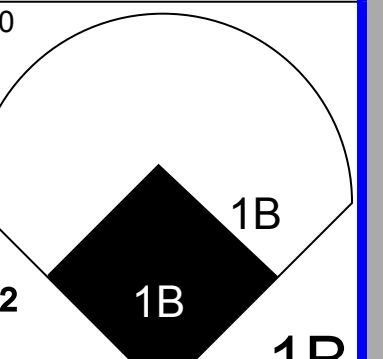
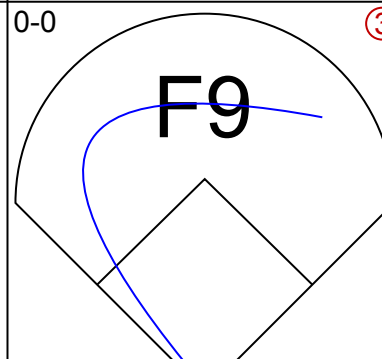
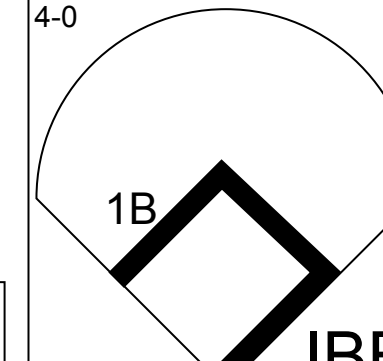

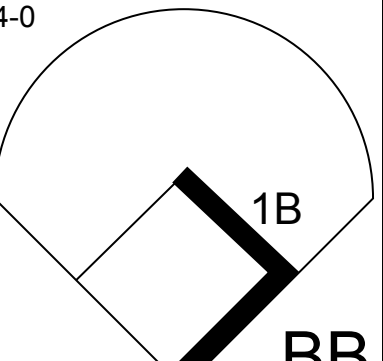
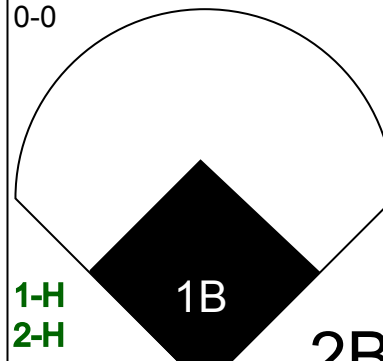
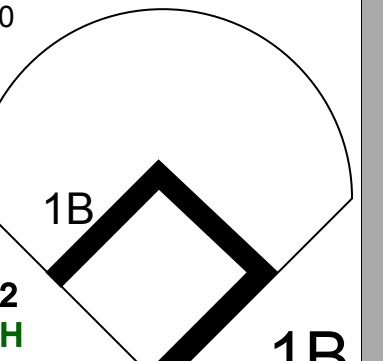

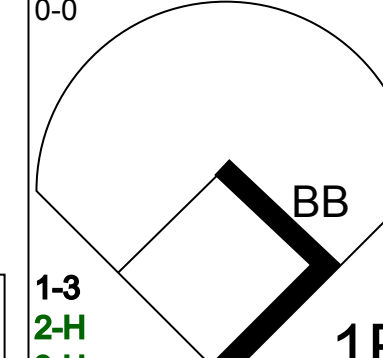

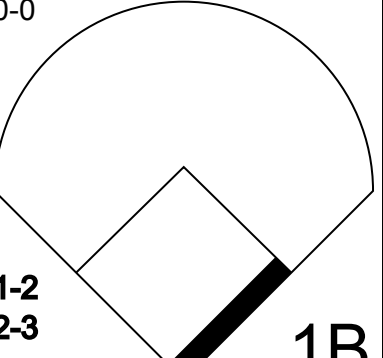
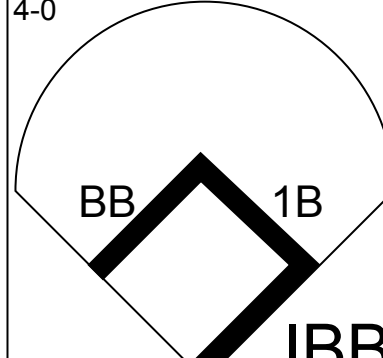
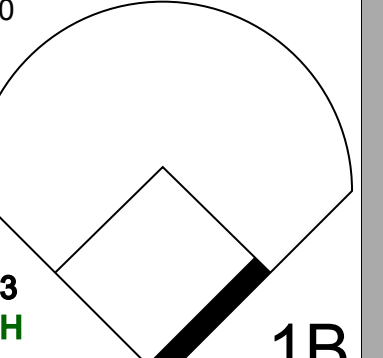

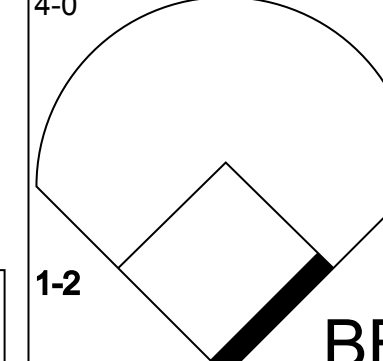

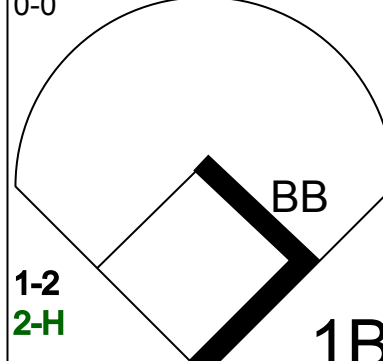

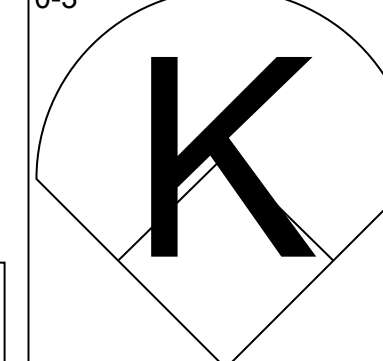
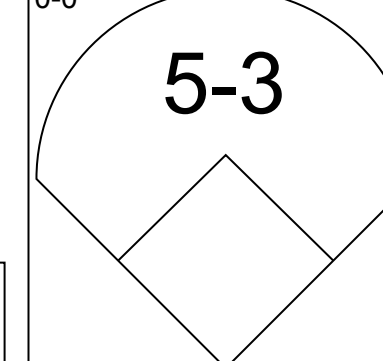
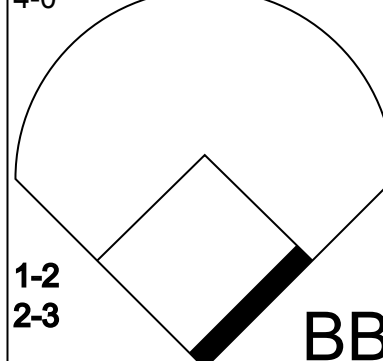


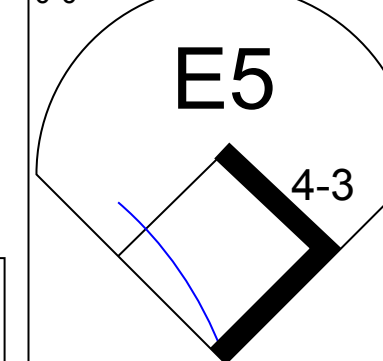
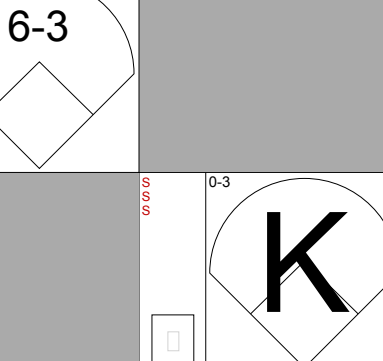

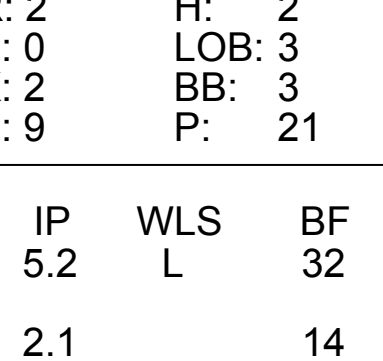
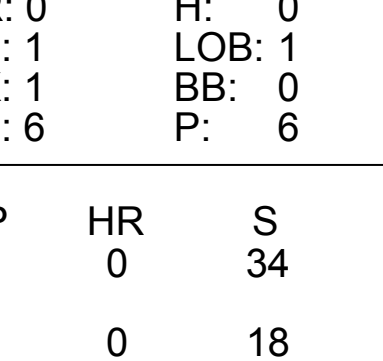
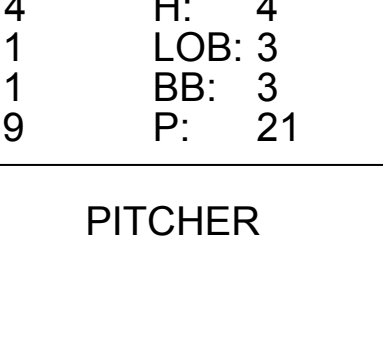
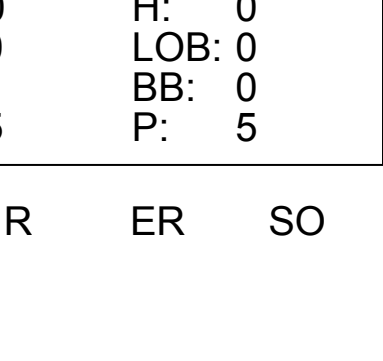
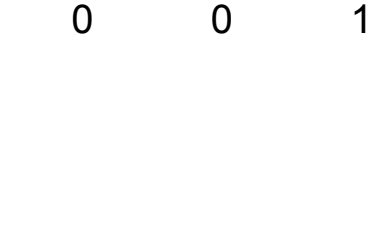








Batter	1	2	3	4	5	6	7	8	9	AB	R	H	RBI	BB	SO	LOB	TOP																			
Gary Redus, R OBP: 0.328, SLG: 0.409 (1, 7)	F8			5-3	F7			F9		4	0	0	0	0	0	1	Philadelphia Phillies @ Cincinnati Reds Riverfront Stadium, Cincinnati, OH Sat Jul 19 1986, 3:33 AM EDT Att: 20,994 - Unknown AB 31 R 2 H 6 RBI 2 BB 1 SO 6 LOB 9																			
Jeff Stone, L OBP: 0.325, SLG: 0.350 (1, 8)	G3			HR				1-3		4	1	1	0	0	1	0																				
Juan Samuel, R OBP: 0.301, SLG: 0.441 (1, 4)	K			K				F4		4	0	1	0	0	2	1																				
Mike Schmidt, R OBP: 0.369, SLG: 0.548 (1, 5)										4	1	2	2	0	0	1																				
Von Hayes, L OBP: 0.370, SLG: 0.412 (1, 3)	F8			HR						4	0	1	0	0	1	2																				
Glenn Wilson, R OBP: 0.304, SLG: 0.358 (1, 9)	G4-6-3									4	0	0	0	0	0	2																				
Ronn Reynolds, R OBP: 0.316, SLG: 0.706 (1, 2)										3	0	1	0	0	1	0																				
Steve Jeltz, S OBP: 0.366, SLG: 0.292 (1, 6)										2	0	0	0	1	1	1																				
Shane Rawley, R OBP: 0.173, SLG: 0.200 (7, PH)										1	0	0	0	0	0	0																				
Greg Gross, L OBP: 0.400, SLG: 0.318 (7, PH)										1	0	0	0	0	0	1																				
Tom Hume, R (7, 1)										0	0	0	0	0	0	0																				
Inning Stats	R: 0 E: 0 K: 1 S: 5	H: 0 LOB: 0 BB: 0 P: 5	R: 0 E: 0 K: 0 S: 3	H: 1 LOB: 0 BB: 0 P: 3	R: 0 E: 0 K: 2 S: 7	H: 0 LOB: 0 BB: 0 P: 7	R: 2 E: 1 K: 1 S: 8	H: 3 LOB: 1 BB: 0 P: 8	R: 0 E: 0 K: 0 S: 3	H: 1 LOB: 1 BB: 0 P: 6	R: 0 E: 0 K: 0 S: 4	H: 1 LOB: 1 BB: 0 P: 4	R: 0 E: 0 K: 0 S: 3	H: 0 LOB: 0 BB: 0 P: 3	R: 0 E: 0 K: 1 S: 5	H: 0 LOB: 0 BB: 0 P: 5	1B: 4 2B: 1 3B: 0 HR: 1	SF: 0 SAC: 1 DP: 1 HBP: 0	WP: 0 PB: 0 SB: 1 CS: 0	PA: 33																
PITCHER	IP	WLS	BF	H	R	ER	SO	BB	IBB	HBP	BLK	WP	HR	S	P	ERA	WHIP	PITCHER		IP	WLS	BF	H	R	ER	SO	BB	IBB	HBP	BLK	WP	HR	S	P	ERA	WHIP
Bill Gullickson, R ERA: 3.77 (1, 1)	7.0	W	27	6	2	2	5	1	0	0	0	0	1	36	40	2.57	1.000			7.0	L	10	2	1	1	1	2	1	0	0	0	0	9	21	4.50	2.000
Ron Robinson, R ERA: 2.06 (8, 1)	2.0	S	6	0	0	0	1	0	0	0	0	0	0	8	8	0.00	0.000			2.0																



Batter	1	2	3	4	5	6	7	8	9	AB	R	H	RBI	BB	SO	LOB	BOTTOM																			
Wade Rowdon, R OBP: 0.365, SLG: 0.435 (1, 6)	G1-5-3			1B						4	1	2	0	1	0	1	Philadelphia Phillies @ Cincinnati Reds Riverfront Stadium, Cincinnati, OH Sat Jul 19 1986, 3:33 AM EDT Att: 20,994 - Unknown AB 34 R 5 H 12 RBI 5 BB 3 SO 5 LOB 13																			
Buddy Bell, R OBP: 0.326, SLG: 0.366 (1, 5)	F9			HR				F9		5	2	3	1	0	0	2																				
Dave Parker, L OBP: 0.345, SLG: 0.504 (1, 9)	F6			HR						4	1	1	2	0	2	3																				
Eric Davis, R OBP: 0.382, SLG: 0.534 (8, 7)										4	0	1	0	0	1	0																				
Tony Perez, R OBP: 0.316, SLG: 0.253 (1, 3)										3	0	0	0	1	0	0																				
Kurt Stillwell, S OBP: 0.281, SLG: 0.228 (7, PR)										0	0	0	0	0	0	0																				
Ron Robinson, R OBP: 0.083, SLG: 0.083 (8, 1)										0	0	0	0	0	0	0																				
Bo Diaz, R OBP: 0.322, SLG: 0.343 (1, 2)										1	1	1	0	0	0	0																				
Sal Butera, R OBP: 0.365, SLG: 0.382 (3, 2)										2	0	1	1	0	0	0																				
Nick Esasky, R OBP: 0.350, SLG: 0.440 (8, 3)										3	0	2	0	1	1	1																				
Ron Oester, S OBP: 0.324, SLG: 0.357 (1, 4)										4	0	1	1	0	1	2																				
Bill Gullickson, R OBP: 0.091, SLG: 0.070 (8, 8)										3	0	0	0	0	0	3																				
Eddie Milner, L OBP: 0.293, SLG: 0.394 (8, 8)										1	0	0	0	0	0	1																				
Inning Stats	R: 0 E: 0 K: 0 S: 3	H: 0 LOB: 0 BB: 0 P: 3	R: 1 E: 0 K: 1 S: 8	H: 3 LOB: 2 BB: 0 P: 8	R: 3 E: 0 K: 1 S: 9	H: 4 LOB: 1 BB: 0 P: 9	R: 0 E: 0 K: 2 S: 9	H: 2 LOB: 2 BB: 0 P: 9	R: 0 E: 0 K: 0 S: 3	H: 1 LOB: 1 BB: 0 P: 4	R: 1 E: 0 K: 1 S: 6	H: 2 LOB: 1 BB: 1 P: 10	R: 0 E: 0 K: 0 S: 3	H: 0 LOB: 2 BB: 2 P: 11	R: 0 E: 0 K: 0 S: 3	H: 0 LOB: 2 BB: 2 P: 11	1B: 6 2B: 6 3B: 0 HR: 1	SF: 1 SAC: 0 DP: 1 HBP: 0	WP: 0 PB: 0 SB: 1 CS: 0	PA: 38																
PITCHER	IP	WLS	BF	H	R	ER	SO	BB	IBB	HBP	BLK	WP	HR	S	P	ERA	WHIP	PITCHER		IP	WLS	BF	H	R	ER	SO	BB	IBB	HBP	BLK	WP	HR	S	P	ERA	WHIP
Shane Rawley, L ERA: 3.08 (1, 1)	6.0	L	28	10	4	4	4	0	0	0	0	0	1	36	36	6.00	1.667			6.0																
Tom Hume, R ERA: 3.77 (7, 1)	2.0		10	2	1	1	1	2	1	0	0	0	0	9	21	4.50	2.000			2.0																

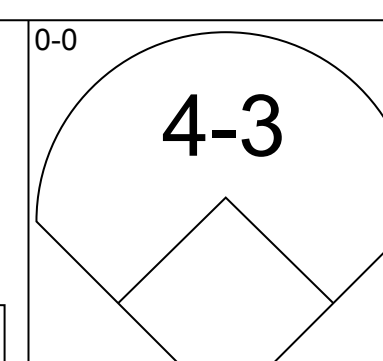


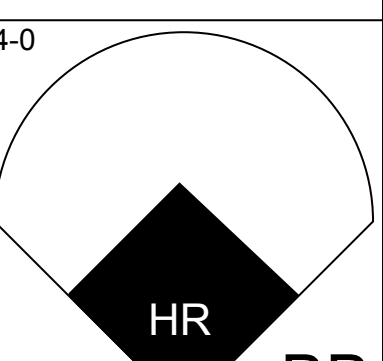
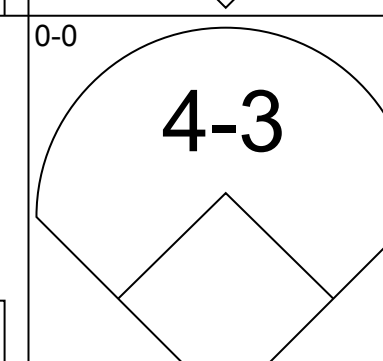

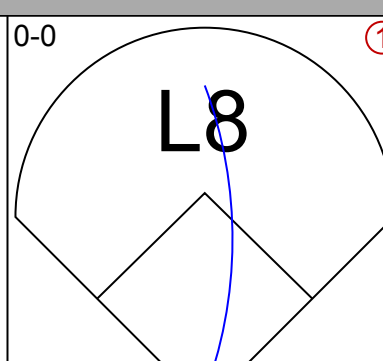
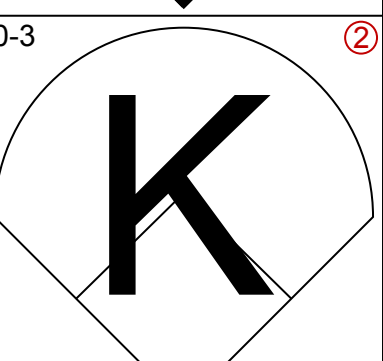
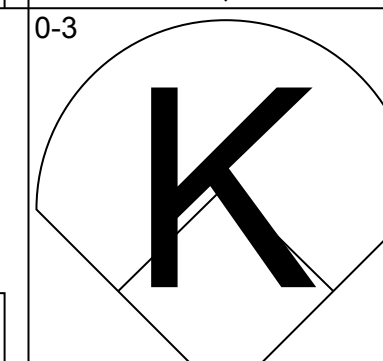

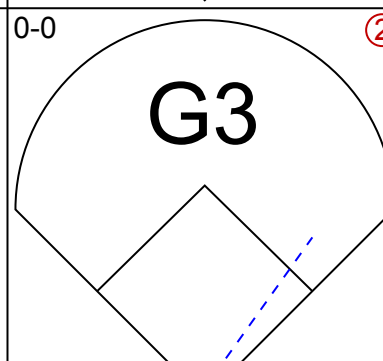
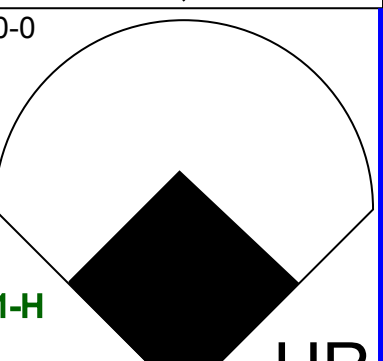

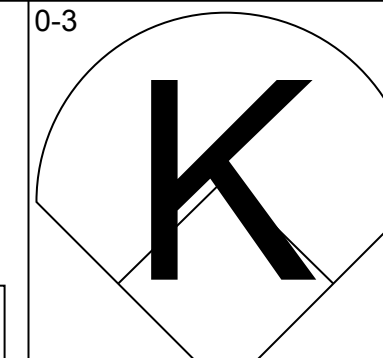
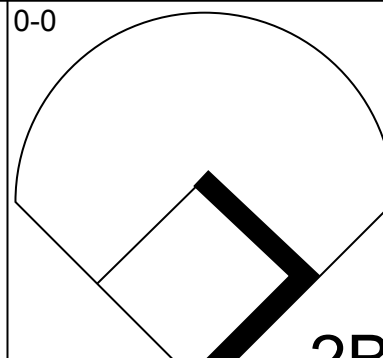
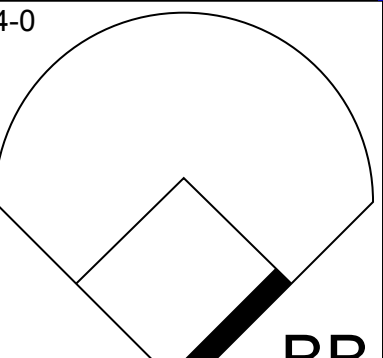
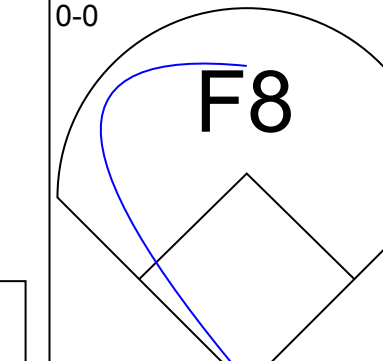
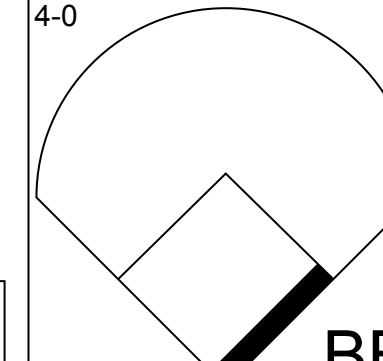
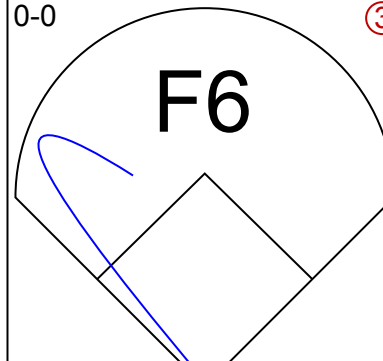
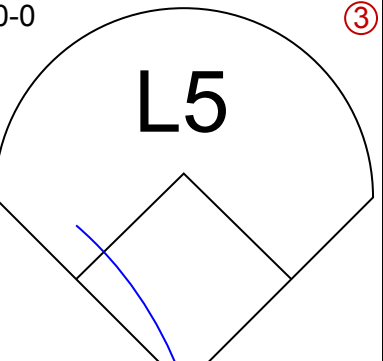
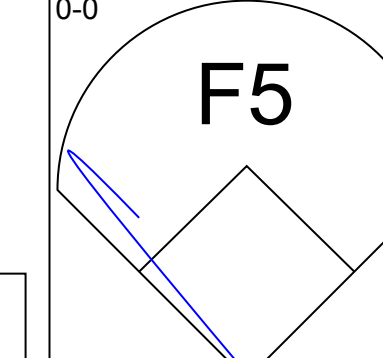
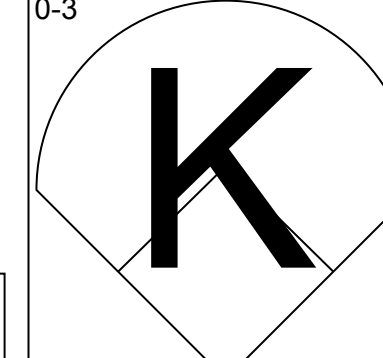


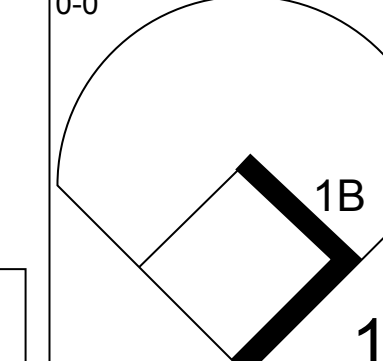
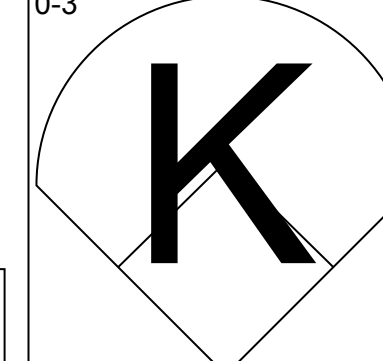


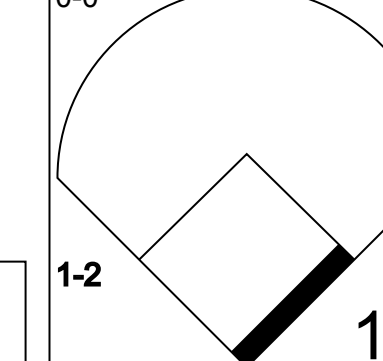



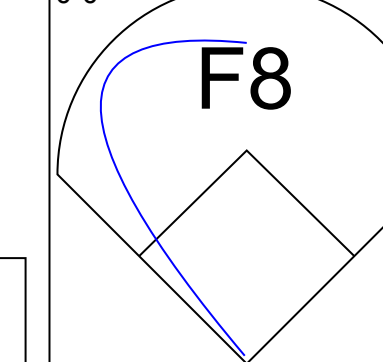
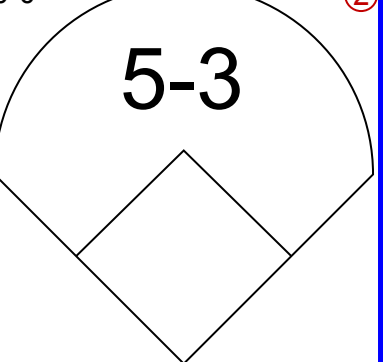

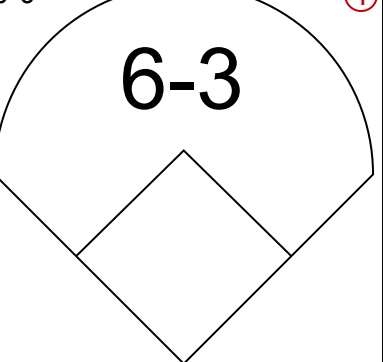
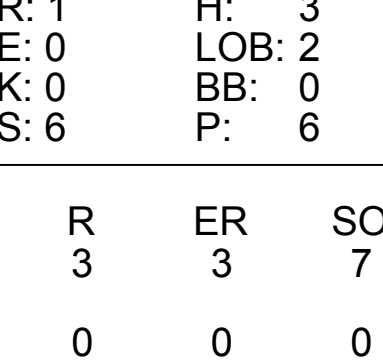
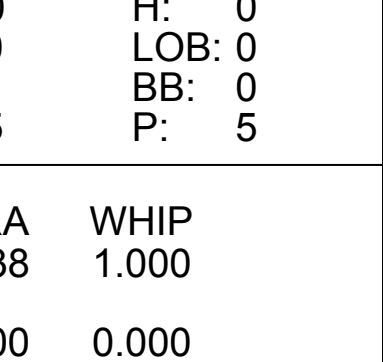
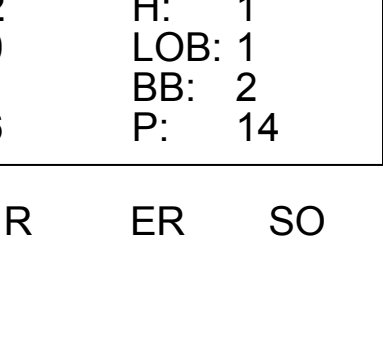




Batter	1	2	3	4	5	6	7	8	9	AB	R	H	RBI	BB	SO	LOB	TOP																					
Gary Redus, R OBP: 0.321, SLG: 0.413 (1, 7)										6	1	1	0	0	1	2																						
Jeff Stone, L OBP: 0.370, SLG: 0.340 (1, 8)										4	1	0	0	2	2	2																						
Juan Samuel, R OBP: 0.308, SLG: 0.450 (1, 4)										5	4	4	1	0	0	2																						
Luis Aguayo, R OBP: 0.238, SLG: 0.309 (7, 4)										1	0	0	0	0	0	0																						
Mike Schmidt, R OBP: 0.370, SLG: 0.544 (1, 5)										4	2	1	0	1	1	5																						
Rick Schu, R OBP: 0.345, SLG: 0.403 (7, 5)										1	0	0	0	0	0	0																						
Von Hayes, L OBP: 0.375, SLG: 0.417 (1, 3)										3	1	2	3	2	0	0																						
Ron Roenicke, S OBP: 0.385, SLG: 0.412 (1, 9)										4	0	3	3	1	0	0																						
John Russell, R OBP: 0.324, SLG: 0.472 (1, 2)										3	0	1	2	1	1	2																						
Steve Jeltz, S OBP: 0.363, SLG: 0.287 (1, 6)										4	0	0	0	1	1	5																						
Charles Hudson, S OBP: 0.032, SLG: 0.032 (1, 1)										5	0	1	0	0	2	3																						
Kent Tekulve, R (9, 1)										0	0	0	0	0	0	0																						
Inning Stats	R: 2 E: 0 K: 2 S: 9	H: 2 LOB: 3 BB: 3 P: 21	R: 0 E: 0 K: 1 S: 6	H: 1 LOB: 2 BB: 1 P: 10	R: 0 E: 0 K: 0 S: 3	H: 0 LOB: 0 BB: 0 P: 3	R: 0 E: 1 K: 1 S: 6	H: 0 LOB: 1 BB: 0 P: 6	R: 1 E: 0 K: 0 S: 5	H: 2 LOB: 2 BB: 1 P: 9	R: 4 E: 1 K: 1 S: 9	H: 4 LOB: 3 BB: 3 P: 21	R: 2 E: 0 K: 1 S: 9	H: 4 LOB: 2 BB: 0 P: 9	R: 0 E: 0 K: 1 S: 5	H: 0 LOB: 0 BB: 0 P: 5	R: 0 E: 0 K: 1 S: 5	H: 0 LOB: 0 BB: 0 P: 5	1B: 10 2B: 2 3B: 1 HR: 0	SF: 1 SAC: 0 DP: 0 HBP: 0	WP: 0 PA: 49 PB: 0 SB: 1 CS: 0																	
PITCHER	IP	WLS	BF	H	R	ER	SO	BB	IBB	HBP	BLK	WP	HR	S	P	ERA	WHIP	PITCHER				IP	WLS	BF	H	R	ER	SO	BB	IBB	HBP	BLK	WP	HR	S	P	ERA	WHIP
John Denny, R ERA: 4.56 (1, 1)	5.2	L	32	8	7	7	4	5	1	0	0	0	0	34	58	11.12	2.294																					
Ted Power, R ERA: 5.23 (6, 1)	2.1		14	5	2	2	3	1	1	0	0	0	0	18	26	7.71	2.571																					
Rob Murphy, L ERA: (9, 1)	1.0		3	0	0	0	1	0	0	0	0	0	0	5	5	0.00	0.000																					

Philadelphia Phillies @ Cincinnati Reds
Riverfront Stadium, Cincinnati, OH
Sun Jul 20 1986, 3:33 AM EDT
Att: 26,190 - Unknown

AB 40
R 9
H 13
RBI 9
BB 8
SO 8
LOB 21



Batter	1	2	3	4	5	6	7	8	9	AB	R	H	RBI	BB	SO	LOB	BOTTOM																					
Eddie Milner, L OBP: 0.292, SLG: 0.390 (1, 8)										3	1	0	0	1	2	0																						
Pete Rose, S OBP: 0.310, SLG: 0.264 (1, 3)										4	0	0	0	0	1	1																						
Dave Parker, L OBP: 0.344, SLG: 0.510 (1, 9)										4	1	1	2	0	1	0																						
Rob Murphy, L (9, 1)										0	0	0	0	0	0	0																						
Eric Davis, R OBP: 0.388, SLG: 0.556 (1, 7)										3	1	2	1	1	1	0																						
Buddy Bell, R OBP: 0.325, SLG: 0.362 (1, 5)										3	0	0	0	1	0	2																						
Wade Rowdon, R OBP: 0.338, SLG: 0.400 (1, 6)										4	0	0	0	0	1	1																						
Sal Butera, R OBP: 0.360, SLG: 0.375 (1, 2)										4	0	1	0	0	1	1																						
Ron Oester, S OBP: 0.323, SLG: 0.356 (1, 4)										4	0	1	0	0	0	0																						
John Denny, R OBP: 0.195, SLG: 0.175 (1, 1)										2	0	0	0	0	0	2																						
Ted Power, R (6, 1)										0	0	0	0	0	0	0																						
Kal Daniels, L OBP: 0.403, SLG: 0.522 (6, PH)										1	0	0	0	0	0	0																						
Inning Stats	R: 0 E: 0 K: 1 S: 5	H: 0 LOB: 0 BB: 0 P: 5	R: 1 E: 0 K: 0 S: 6	H: 3 LOB: 2 BB: 0 P: 6	R: 0 E: 0 K: 1 S: 5	H: 0 LOB: 0 BB: 0 P: 5	R: 0 E: 0 K: 3 S: 9	H: 0 LOB: 1 BB: 1 P: 13	R: 0 E: 0 K: 1 S: 5	H: 0 LOB: 0 BB: 0 P: 5	R: 0 E: 0 K: 0 S: 4	H: 1 LOB: 1 BB: 0 P: 4	R: 0 E: 0 K: 0 S: 3	H: 0 LOB: 0 BB: 0 P: 3	R: 2 E: 0 K: 1 S: 6	H: 1 LOB: 2 BB: 2 P: 14	R: 0 E: 0 K: 0 S: 3	H: 0 LOB: 0 BB: 0 P: 3	1B: 2 2B: 1 3B: 0 HR: 2	SF: 0 SAC: 0 DP: 0 HBP: 0	WP: 0 PA: 35 PB: 0 SB: 0 CS: 0																	
PITCHER	IP	WLS	BF	H	R	ER	SO	BB	IBB	HBP	BLK	WP	HR	S	P	ERA	WHIP	PITCHER				IP	WLS	BF	H	R	ER	SO	BB	IBB	HBP	BLK	WP	HR	S	P	ERA	WHIP
Charles Hudson, R ERA: 4.98 (1, 1)			5	3	3	3	0	3	0	0	0	0	2	43	55	3.38	1.000																					
Kent Tekulve, R ERA: 2.95 (9, 1)	1.0		3	0	0	0	0	0	0	0	0	0	0	3	3	0.00	0.000																					

Philadelphia Phillies @ Cincinnati Reds
Riverfront Stadium, Cincinnati, OH
Sun Jul 20 1986, 3:33 AM EDT
Att: 26,190 - Unknown

AB 32
R 3
H 5
RBI 3
BB 3
SO 7
LOB 7



Batter	1	2	3	4	5	6	7	8	9	AB	R	H	RBI	BB	SO	LOB	TOP								
Gary Redus, R OBP: 0.324, SLG: 0.403 (1, 7)										3	2	0	0	2	1	1	Philadelphia Phillies @ Atlanta Braves Atlanta-Fulton County Stadium, Atlanta, GA Mon Jul 21 1986, 7:05 PM EDT Att: 12,731 - Unknown								
Ron Roenicke, S OBP: 0.382, SLG: 0.405 (1, 8)										3	0	0	0	1	0	3									
Juan Samuel, R OBP: 0.307, SLG: 0.444 (1, 4)										4	0	0	0	0	2	3									
Mike Schmidt, R OBP: 0.373, SLG: 0.542 (1, 5)										3	0	1	2	2	0	1									
Von Hayes, L OBP: 0.376, SLG: 0.417 (1, 3)										5	0	2	1	0	0	4									
Glenn Wilson, R OBP: 0.306, SLG: 0.358 (1, 9)										3	0	1	0	1	0	2									
John Russell, R OBP: 0.324, SLG: 0.470 (8, PH)										3	0	1	0	0	1	2									
Greg Gross, L OBP: 0.395, SLG: 0.313 (8, 2)										1	0	0	0	0	0	3									
Ronn Reynolds, R OBP: 0.316, SLG: 0.706 (8, 2)										0	0	0	0	0	0	0									
Steve Jeltz, S OBP: 0.358, SLG: 0.282 (1, 6)										4	0	0	0	0	1	1									
Don Carman, L (7, PH)										2	0	0	0	0	2	0									
Rick Schu, R OBP: 0.343, SLG: 0.400 (7, 1)										1	0	0	0	0	0	0									
Kent Tekulve, R (9, PH)										0	0	0	0	0	0	0									
Tom Foley, L OBP: 0.397, SLG: 0.371 (9, 1)										1	1	1	0	0	0	0									
Steve Bedrosian, R OBP: 0.500, SLG: 0.333 (9, 1)										0	0	0	0	0	0	0									
Inning Stats	R: 0 E: 0 K: 1 S: 5	H: 0 LOB: 1 BB: 1 P: 9	R: 0 E: 0 K: 0 S: 4	H: 1 LOB: 1 BB: 0 P: 4	R: 0 E: 0 K: 2 S: 6	H: 0 LOB: 0 BB: 1 P: 10	R: 0 E: 0 K: 0 S: 4	H: 1 LOB: 2 BB: 1 P: 8	R: 0 E: 0 K: 1 S: 5	H: 0 LOB: 0 BB: 0 P: 5	R: 0 E: 1 K: 0 S: 4	H: 0 LOB: 2 BB: 1 P: 8	R: 0 E: 0 K: 1 S: 5	H: 0 LOB: 0 BB: 0 P: 5	R: 1 E: 0 K: 1 S: 7	H: 2 LOB: 3 BB: 2 P: 15	R: 2 E: 1 K: 1 S: 8	H: 2 LOB: 2 BB: 0 P: 9	1B: 6 2B: 0 3B: 0 HR: 0	SF: 0 SAC: 1 DP: 0 HBP: 1	WP: 0 PB: 0 SB: 2 CS: 1	PA: 42			
PITCHER	IP	WLS	BF	H	R	ER	SO	BB	IBB	HBP	BLK	WP	HR	S	P	ERA	WHIP								
Zane Smith, L ERA: 3.37 (1, 1)	7.2		33	4	1	1	6	4	2	0	0	0	0	39	63	1.17	1.043								
Gene Garber, R ERA: 1.57 (8, 1)	0.1	L	1	0	0	0	0	0	0	0	0	0	0	1	1	0.00	0.000								
Jeff Dedmon, R ERA: 3.25 (9, 1)	1.0	L	7	2	2	0	1	0	0	1	0	0	0	8	9	0.00	2.000								

AB	33
R	3
H	6
RBI	3
BB	6
SO	7
LOB	20



Batter	1	2	3	4	5	6	7	8	9	AB	R	H	RBI	BB	SO	LOB	BOTTOM								
Bill Sample, R OBP: 0.303, SLG: 0.383 (1, 9)										3	0	1	0	0	0	0	Philadelphia Phillies @ Atlanta Braves Atlanta-Fulton County Stadium, Atlanta, GA Mon Jul 21 1986, 7:05 PM EDT Att: 12,731 - Unknown								
Omar Moreno, L OBP: 0.286, SLG: 0.374 (8, 9)										2	0	0	0	0	1	1									
Rafael Ramirez, R OBP: 0.285, SLG: 0.323 (1, 5)										5	0	2	0	0	1	1									
Dale Murphy, R OBP: 0.372, SLG: 0.462 (1, 8)										5	0	1	0	0	0	2									
Ted Simmons, S OBP: 0.356, SLG: 0.420 (1, 3)										4	0	1	0	0	0	2									
Ozzie Virgil, R OBP: 0.336, SLG: 0.382 (1, 2)										2	0	1	0	2	0	2									
Craig McMurry, R OBP: 0.176, SLG: 0.125 (8, PR)										0	1	0	0	0	0	0									
Bruce Benedict, R OBP: 0.367, SLG: 0.400 (9, 2)										0	0	0	0	0	0	0									
Ken Griffey, L OBP: 0.343, SLG: 0.443 (1, 7)										3	0	1	0	1	1	2									
Andres Thomas, R OBP: 0.318, SLG: 0.509 (1, 6)										4	0	1	1	0	1	5									
Ken Oberkfell, L OBP: 0.400, SLG: 0.411 (1, 4)										3	0	0	0	1	0	0									
Zane Smith, L OBP: 0.140, SLG: 0.104 (8, 1)										3	0	1	0	0	0	0									
Chris Chambliss, L OBP: 0.417, SLG: 0.438 (9, 1)										1	0	0	0	0	0	3									
Jeff Dedmon, L OBP: 0.222, SLG: 0.222 (9, 1)										0	0	0	0	0	0	0									
Inning Stats	R: 0 E: 0 K: 0 S: 3	H: 2 LOB: 1 BB: 0 P: 3	R: 0 E: 0 K: 0 S: 4	H: 2 LOB: 1 BB: 0 P: 4	R: 0 E: 0 K: 0 S: 3	H: 0 LOB: 0 BB: 0 P: 3	R: 0 E: 0 K: 1 S: 7	H: 2 LOB: 3 BB: 1 P: 11	R: 0 E: 0 K: 0 S: 5	H: 2 LOB: 2 BB: 0 P: 5	R: 0 E: 1 K: 0 S: 4	H: 0 LOB: 1 BB: 1 P: 9	R: 0 E: 1 K: 0 S: 5	H: 1 LOB: 1 BB: 0 P: 4	R: 1 E: 0 K: 0 S: 5	H: 2 LOB: 3 BB: 2 P: 13	R: 0 E: 0 K: 2 S: 7	H: 0 LOB: 0 BB: 0 P: 7	1B: 8 2B: 1 3B: 0 HR: 0	SF: 0 SAC: 0 DP: 0 HBP: 0	WP: 0 PB: 0 SB: 0 CS: 0	PA: 39			
PITCHER	IP	WLS	BF	H	R	ER	SO	BB	IBB	HBP	BLK	WP	HR	S	P	ERA	WHIP								
Don Carman, L ERA: 3.93 (1, 1)	6.0		25	6	0	0	2	2	0	0	0	0	0	27	35	0.00	1.333								
Kent Tekulve, R ERA: 3.0 (7, 1)	2.0	W	11	3	1	1	0	1	1	0	0	0	0	9	17	4.50	2.000								
Steve Bedrosian, R ERA: 3.1 (9, 1)	1.0	S	3	0	0	0	2	0	0	0	0	0	0	7	7	0.00	0.000								

AB	35
R	1
H	9
RBI	1
BB	4
SO	4
LOB	18



Batter	1	2	3	4	5	6	7	8	9	10	11	AB	R	H	RBI	BB	SO	LOB	TOP			
Gary Redus, R OBP: 0.318, SLG: 0.392 (1, 7)	6-3	2B 1B		F2			6-3			F8	K	6	0	1	1	0	1	3				
Jeff Stone, L OBP: 0.323, SLG: 0.345 Ron Roenicke, S OBP: 0.381, SLG: 0.403 (1, 8)	B5-3	1-3 2B			F6		K			4-3		4	0	1	0	0	1	0				
Juan Samuel, R OBP: 0.308, SLG: 0.443 (1, 4)	1B 1B	F8			K			1-3		1B		5	1	2	0	0	1	2				
Mike Schmidt, R OBP: 0.373, SLG: 0.538 (1, 5)	HR 1B				K		F9	FC4-6 BB		F8		4	1	1	1	1	1	1				
Von Hayes, L OBP: 0.379, SLG: 0.431 (1, 3)	HR			L3			G5-4-3 1B	FC4-6		4-3 1B 2B		5	2	3	2	0	0	1				
Glenn Wilson, R OBP: 0.354, SLG: 0.356 (1, 9)	K			F9			G5-4-3 1B	F3		K		5	0	1	0	0	2	2				
John Russell, R OBP: 0.316, SLG: 0.456 (1, 2)				F8			G5-4-3			5-3		5	0	0	0	0	0	3				
Steve Jeltz, S OBP: 0.357, SLG: 0.279 Greg Gross, L OBP: 0.402, SLG: 0.313 Tom Hume, R (11, 1)	E4 1B	6-3		SH1-4 HBP			F9			4-3		3	1	0	0	0	0	1				
Kevin Cross, R OBP: 0.321, SLG: 0.283 Steve Bedrosian, R OBP: 0.500, SLG: 0.333 Tom Foley, L OBP: 0.405, SLG: 0.381 (11, 6)	6-3			SH1-4			K			6-3		3	0	0	0	0	1	1				
Inning Stats	R: 3 E: 0 K: 1 S: 8	H: 3 LOB: 0 BB: 0 P: 8	R: 1 E: 1 K: 0 S: 6	H: 2 LOB: 2 BB: 0 P: 6	R: 0 E: 0 K: 1 S: 5	H: 0 LOB: 0 BB: 0 P: 5	R: 0 E: 0 K: 1 S: 3	H: 0 LOB: 1 BB: 0 P: 4	R: 0 E: 0 K: 2 S: 7	H: 0 LOB: 0 BB: 0 P: 7	R: 0 E: 0 K: 0 S: 3	H: 0 LOB: 1 BB: 1 P: 7	R: 0 E: 0 K: 0 S: 3	H: 0 LOB: 0 BB: 0 P: 3	R: 0 E: 0 K: 0 S: 4	H: 1 LOB: 1 BB: 0 P: 4	R: 1 E: 0 K: 2 S: 9	H: 2 LOB: 2 BB: 1 P: 13	1B: 7 2B: 2 3B: 0 HR: 1	SF: 0 SAC: 1 DP: 1 HBP: 1	WP: 0 PB: 0 SB: 1 CS: 0	PA: 46
PITCHER	IP 7.1	WLS 0.1	BF 31	H 7	R 4	ER 3	SO 5	BB 1	IBB 0	HBP 1	BLK 0	WP 0	HR 1	S 39	P 44	ERA 3.68	WHIP 1.091					
Rick Mahler, R ERA: 5.07 Ed Olwine, L ERA: 2.4 Jim Acker, R ERA: 4.27 Gene Garber, R ERA: 1.44 Craig McMurtry, R ERA: 4.46	(1, 1)	(8, 1)	(8, 1)	(9, 1)	(10, 1)																	

Philadelphia Phillies @ Atlanta Braves
Atlanta-Fulton County Stadium, Atlanta, GA
Tue Jul 22 1986, 7:05 PM EDT
Att: 14,249 - Unknown

AB 42
R 5
H 10
RBI 5
BB 2
SO 7
LOB 14

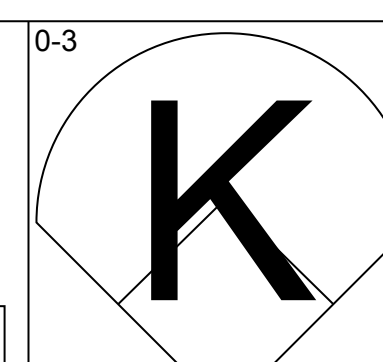
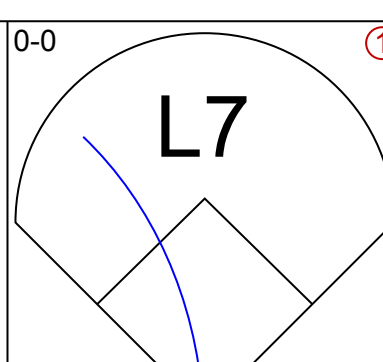
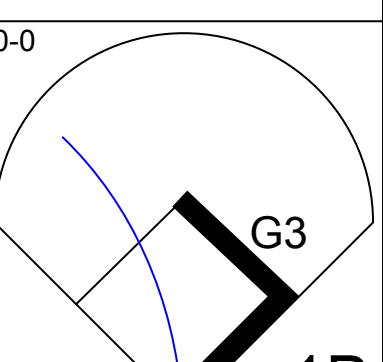
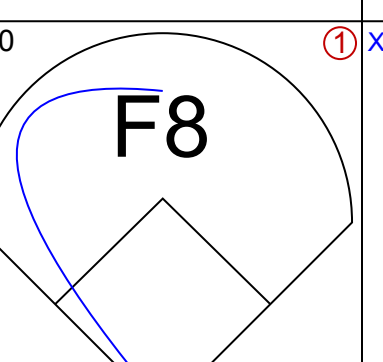
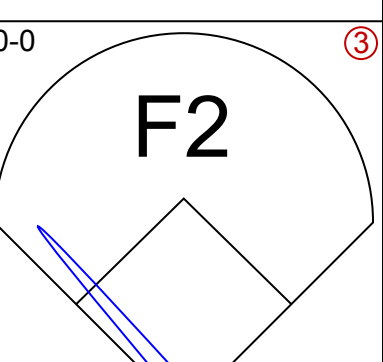

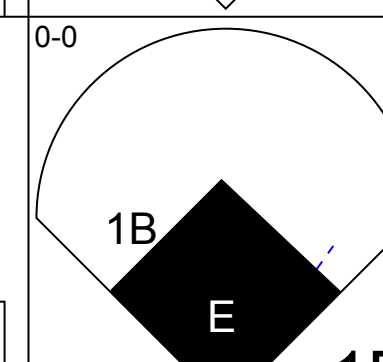
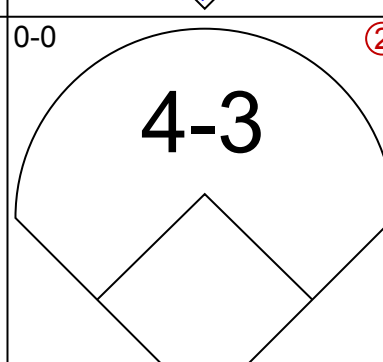
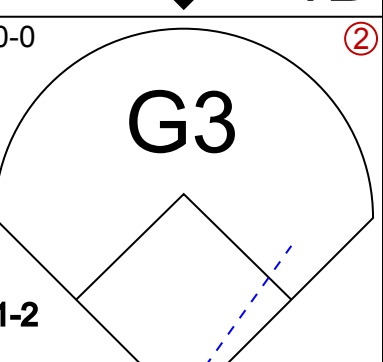
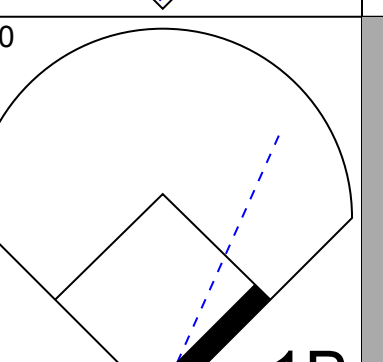

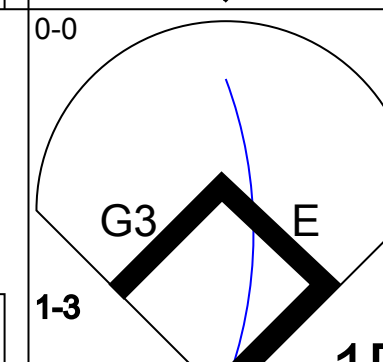
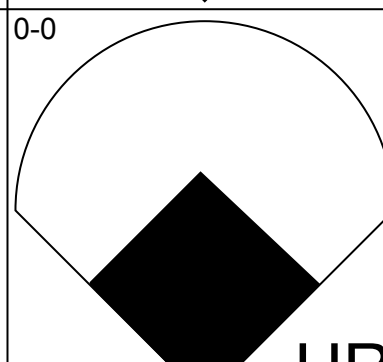
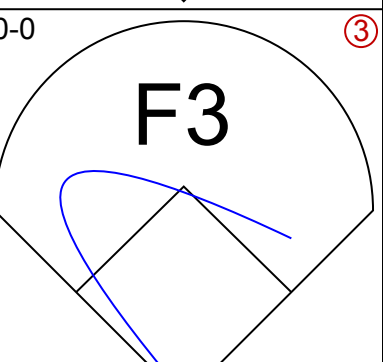
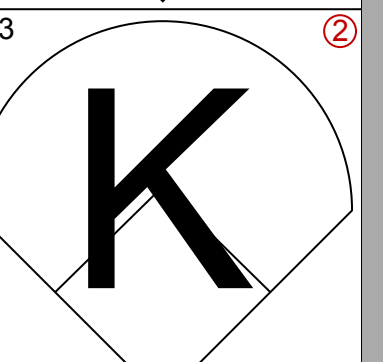

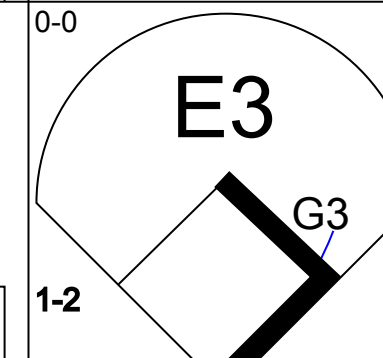
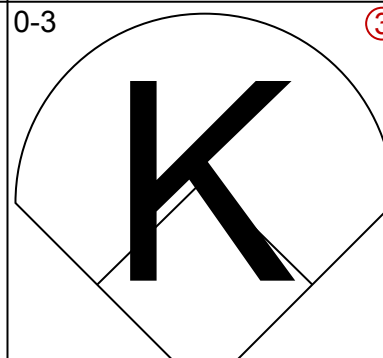

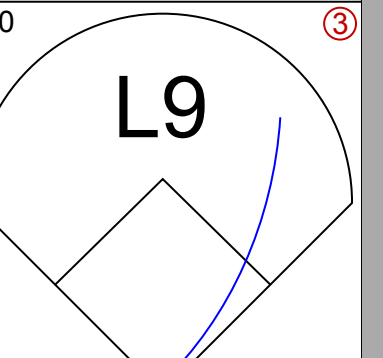

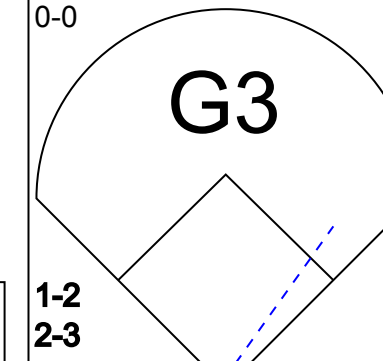
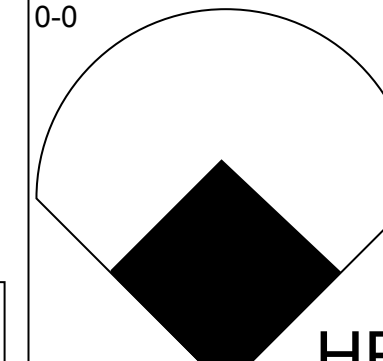

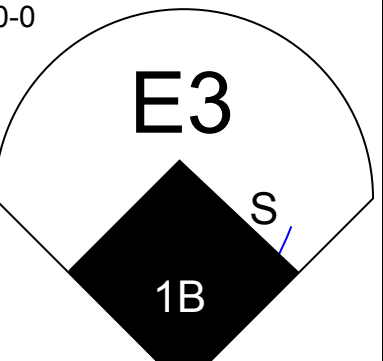
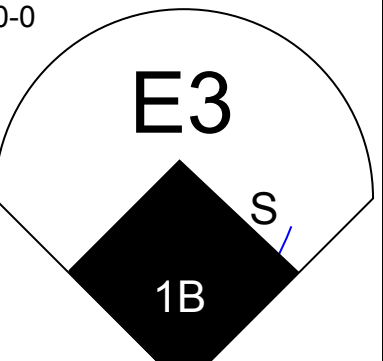
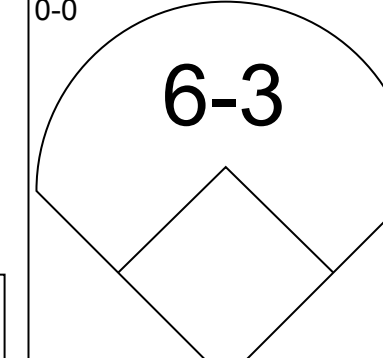
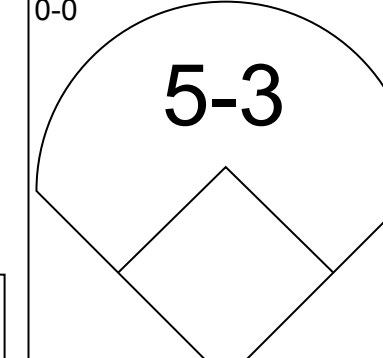

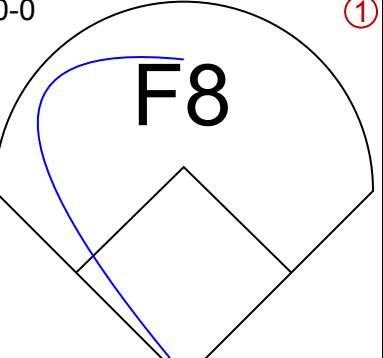
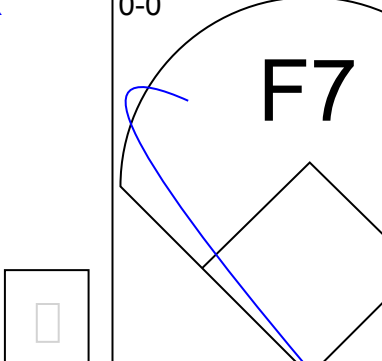
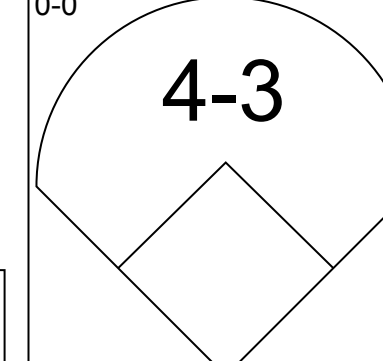

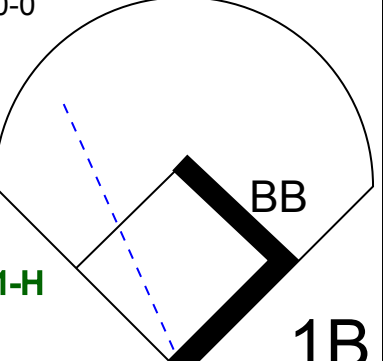
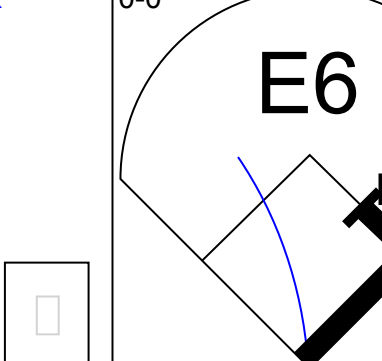
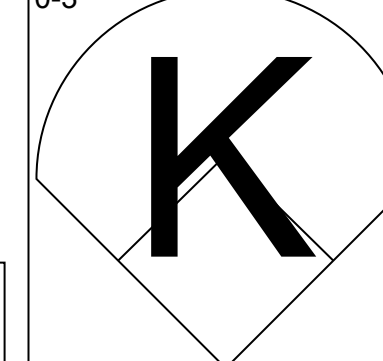

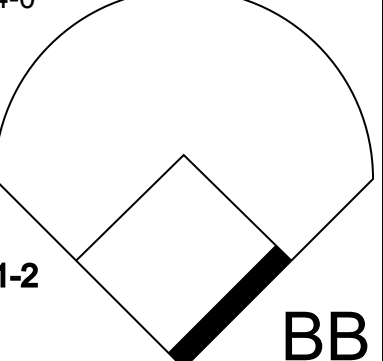
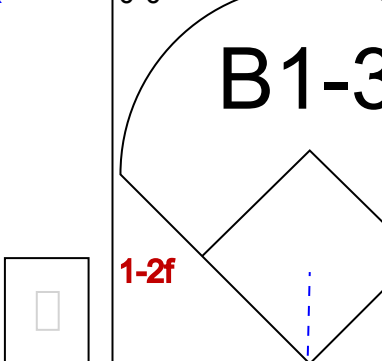
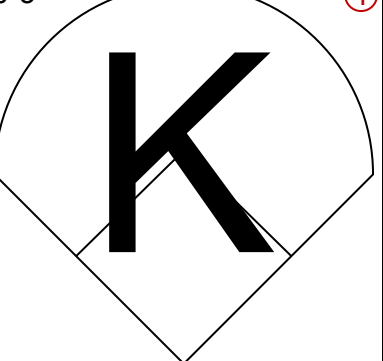

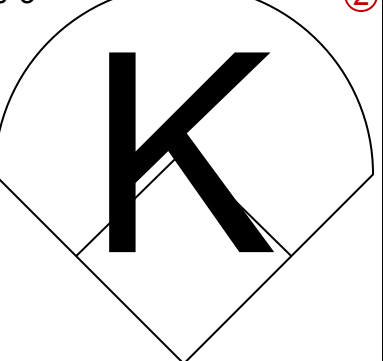


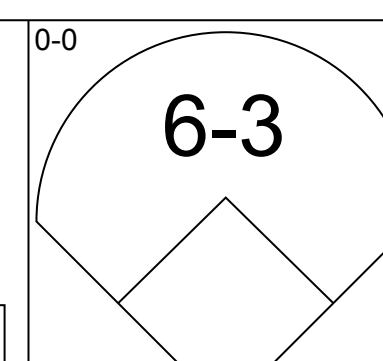
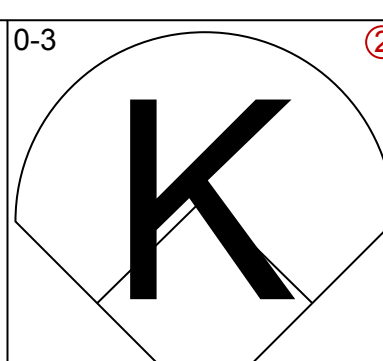

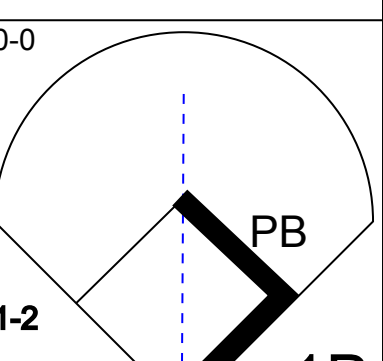

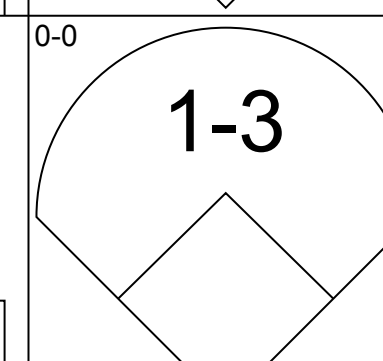
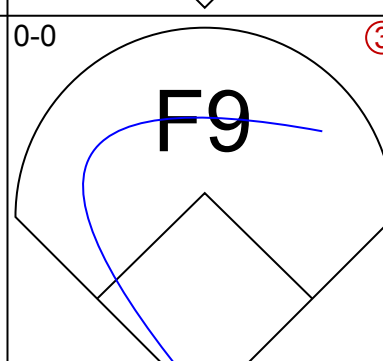

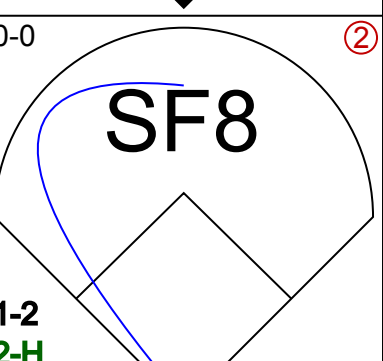
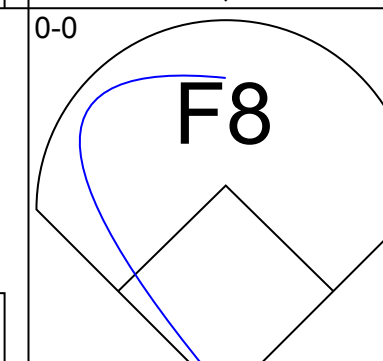
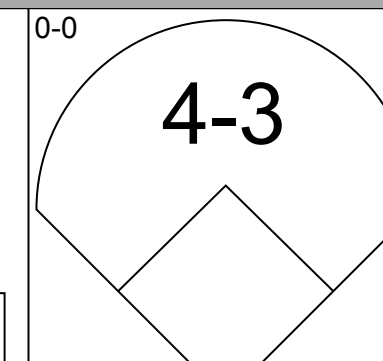
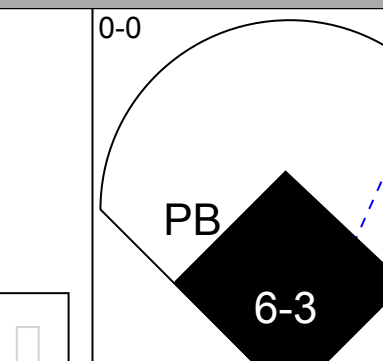
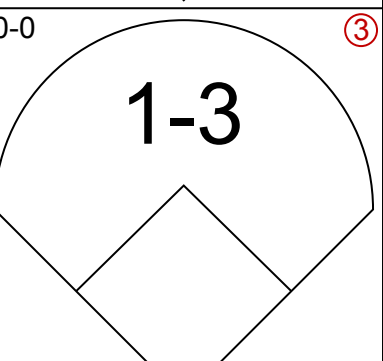
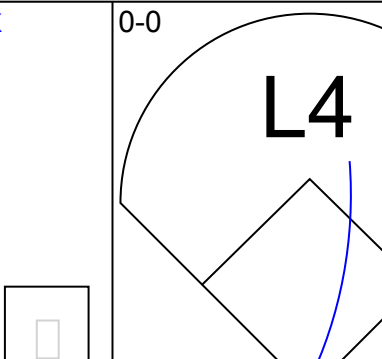
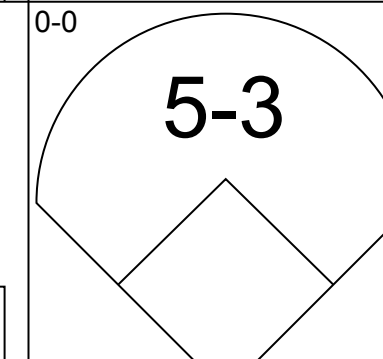
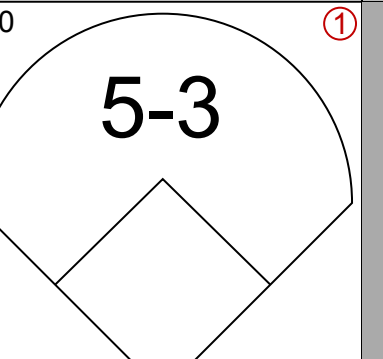

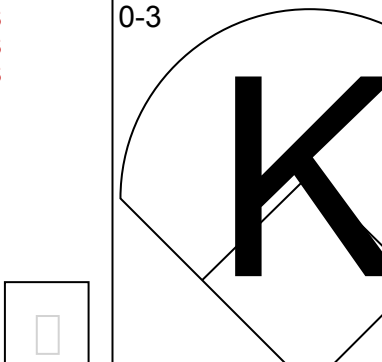
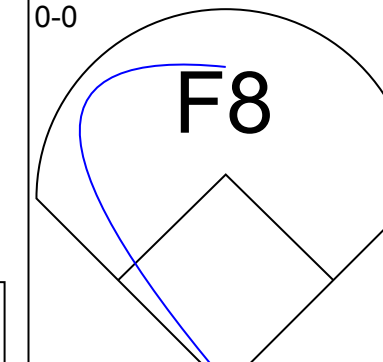
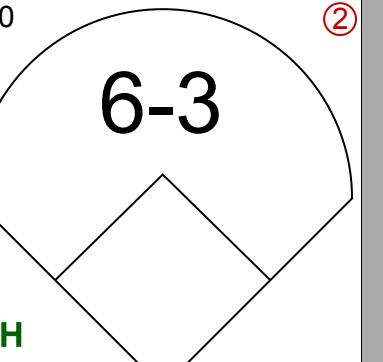

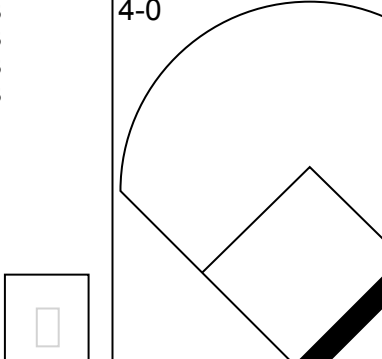
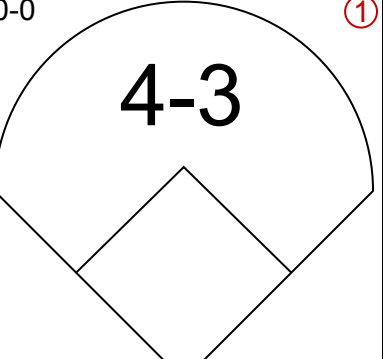
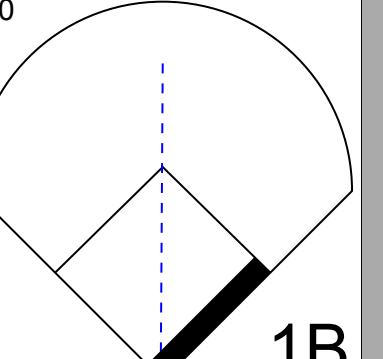

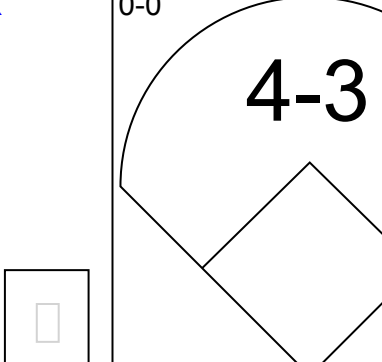
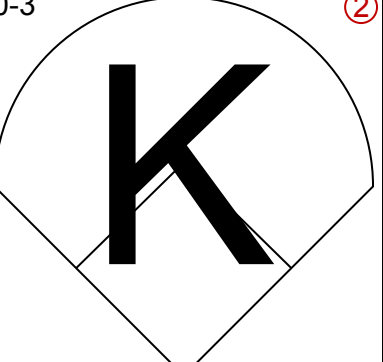
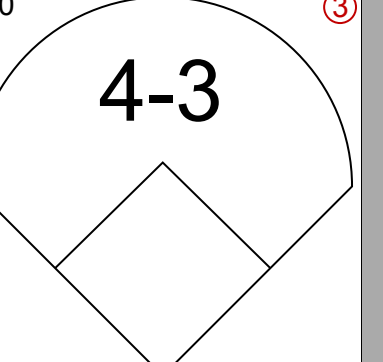


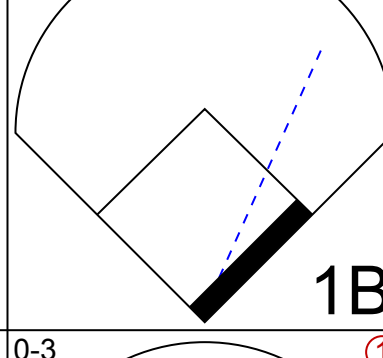
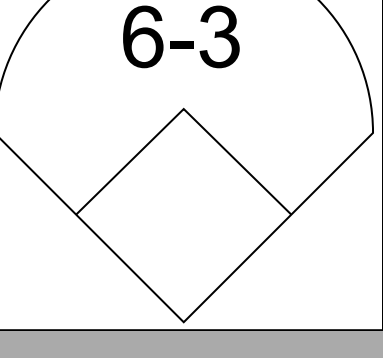
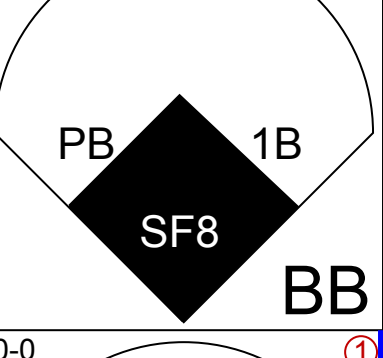
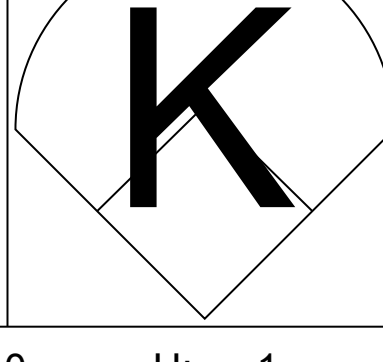

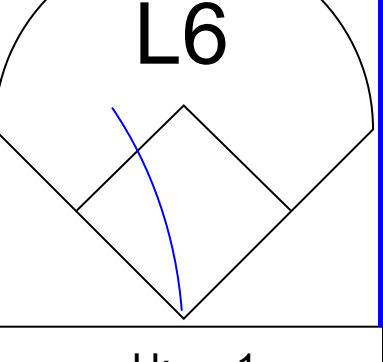
Batter	1	2	3	4	5	6	7	8	9	10	11	AB	R	H	RBI	BB	SO	LOB	BOTTOM					
Omar Moreno, L OBP: 0.284, SLG: 0.370 (1, 9)	6-3		CS 1B			4-3		F8		F7		5	0	1	0	0	0	0						
Rafael Ramirez, R OBP: 0.262, SLG: 0.316 (1, 5)	F9		5-3			F6		F8		F9		5	0	0	0	0	0	2						
Ken Griffey, L OBP: 0.348, SLG: 0.478 (1, 7)	HR					K		HR		F4		5	3	3	3	0	1	0						
Dale Murphy, R OBP: 0.374, SLG: 0.467 (1, 8)	4-3					L5		2B 1B		1B FC4-6 1B		5	1	3	0	0	0	0						
Chris Chambliss, L OBP: 0.421, SLG: 0.456 Zane Smith, L OBP: 0.140, SLG: 0.104 Craig McMurtry, R OBP: 0.176, SLG: 0.125 Glenn Hubbard, R OBP: 0.365, SLG: 0.335 (1, 3)		F6		F6				2B		FC4-6 1B		4	0	2	0	0	0	0						
Ken Oberkfell, L OBP: 0.397, SLG: 0.408 (1, 4)		4-3				G6-4-3 1B		L6		F7		5	0	1	0	0	5							
Andres Thomas, R OBP: 0.315, SLG: 0.497 (1, 6)		4-3				F9		F2		FC4-6 BB		4	0	0	1	1	0	4						
Bruce Benedict, R OBP: 0.370, SLG: 0.394 Terry Harper, R OBP: 0.501, SLG: 0.346 Ozzie Virgil, R OBP: 0.337, SLG: 0.380 (1, 2)			4-0 1B SH3-4 BB			G6-4-3		4-3		E2		1	0	0	0	1	0	1						
Rick Mahler, R ERA: 5.07 Ed Olwine, L ERA: 2.4 Jim Acker, R ERA: 4.27 Gene Garber, R ERA: 1.44 Ted Simmons, S ERA: 3.68 (1, 1)	(8, 1)	(8, 1)	(8, 1)	(8, 1)	(8, 2)	(1, 1)	(8, 1)	(8, 1)	(8, 1)	(8, 1)	(8, 1)	1	0	0	0	0	0	2						
Inning Stats	R: 1 E: 0 K: 0 S: 4	H: 1 LOB: 0 BB: 0 P: 4	R: 0 E: 0 K: 0 S: 3	H: 0 LOB: 0 BB: 0 P: 3	R: 0 E: 0 K: 0 S: 3	H: 1 LOB: 1 BB: 1 P: 7	R: 0 E: 0 K: 1 S: 5	H: 0 LOB: 0 BB: 0 P: 5	R: 0 E: 0 K: 0 S: 3	H: 0 LOB: 0 BB: 0 P: 3	R: 1 E: 1 K: 0 S: 6	H: 3 LOB: 2 BB: 0 P: 6	R: 0 E: 0 K: 1 S: 5	H: 0 LOB: 0 BB: 1 P: 5	R: 2 E: 1 K: 0 S: 6	H: 3 LOB: 2 BB: 1 P: 10	R: 0 E: 0 K: 0 S: 3	H: 0 LOB: 0 BB: 0 P: 3	R: 0 E: 0 K: 0 S: 4	H: 1 LOB: 2 BB: 1 P: 8	1B: 5 2B: 2 3B: 0 HR: 3	SF: 0 SAC: 2 DP: 1 HBP: 0	WP: 0 PB: 0 SB: 0 CS: 1	PA: 44
PITCHER	IP 8.0	WLS 2.0	BF 30	H 7	R 3	ER 3	SO 2	BB 1	IBB 0	HBP 0	BLK 0	WP 0	HR 3	S 33	P 37	ERA 4.38	WHIP 1.000							
Kevin Cross, R ERA: 4.16 Steve Bedrosian, R ERA: 3.16 Tom Hume, R ERA: 3.68	(1, 1)	(9, 1)	(11, 1)																					

Philadelphia Phillies @ Atlanta Braves
Atlanta-Fulton County Stadium, Atlanta, GA
Tue Jul 22 1986, 7:05 PM EDT
Att: 14,249 - Unknown

AB 39
R 4
H 10
RBI 4
BB 3
SO 2
LOB 18



Batter	1	2	3	4	5	6	7	8	9	AB	R	H	RBI	BB	SO	LOB	TOP			
Gary Redus, R OBP: 0.314, SLG: 0.385 (1, 7)					 1B					5	0	1	0	0	1	2	Philadelphia Phillies @ Atlanta Braves Atlanta-Fulton County Stadium, Atlanta, GA Wed Jul 23 1986, 7:05 PM EDT Att: 11,770 - Unknown AB 38 R 4 H 9 RBI 4 BB 3 SO 7 LOB 23 			
Jeff Stone, L OBP: 0.325, SLG: 0.347 (1, 8)	 E 1B				 1-2					5	1	2	0	0	0	1				
Juan Samuel, R OBP: 0.309, SLG: 0.452 (1, 4)	 E 1-3 1B									5	1	2	1	0	1	2				
Mike Schmidt, R OBP: 0.373, SLG: 0.536 (1, 5)	 G3					 BB 1B				5	0	2	1	0	1	2				
Von Hayes, L OBP: 0.379, SLG: 0.438 (1, 3)	 1-2 2-3 3-H					 BB		 S 1B		4	2	1	1	1	0	3				
Glenn Wilson, R OBP: 0.301, SLG: 0.351 (1, 9)										4	0	0	0	0	0	5				
John Russell, R OBP: 0.314, SLG: 0.451 (1, 2)								 1B		4	0	1	1	0	0	2				
Steve Jeltz, S OBP: 0.359, SLG: 0.277 (1, 6)		 B1-3						 1-2		2	0	0	0	2	1	0				
Bruce Ruffin, S OBP: 0.125, SLG: 0.188 (1, 1)		 1-2								4	0	0	0	0	3	6				
Inning Stats	R: 1 E: 1 K: 1 S: 8	H: 2 LOB: 2 BB: 0 P: 8	R: 0 E: 1 K: 0 S: 3	H: 0 LOB: 0 BB: 0 P: 3	R: 1 E: 0 K: 1 S: 6	H: 1 LOB: 0 BB: 0 P: 6	R: 1 E: 0 K: 1 S: 6	H: 1 LOB: 0 BB: 0 P: 6	R: 0 E: 0 K: 1 S: 6	H: 1 LOB: 1 BB: 2 P: 14	R: 0 E: 0 K: 1 S: 6	H: 1 LOB: 1 BB: 0 P: 6	R: 1 E: 1 K: 1 S: 7	H: 1 LOB: 2 BB: 1 P: 11	R: 0 E: 0 K: 0 S: 4	H: 1 LOB: 1 BB: 0 P: 4	1B: 7 2B: 1 3B: 0 HR: 2	SF: 0 SAC: 0 DP: 1 HBP: 0	WP: 0 PB: 0 SB: 1 CS: 0	PA: 41
PITCHER	IP	WLS	BF	H	R	ER	SO	BB	IBB	HBP	BLK	WP	HR	S	P	ERA	WHIP			
Doyle Alexander, R ERA: 4.08 (1, 1)	8.0	L	37	8	4	3	7	2	1	0	0	0	2	48	60	3.38	1.250			
Jim Acker, R ERA: 4.3 (9, 1)	1.0		4	1	0	0	0	0	0	0	0	0	0	4	4	0.00	1.000			

Batter	1	2	3	4	5	6	7	8	9	AB	R	H	RBI	BB	SO	LOB	BOTTOM			
Andres Thomas, R OBP: 0.319, SLG: 0.497 (1, 6)						 1B		 1B		4	0	2	0	0	1	1	Philadelphia Phillies @ Atlanta Braves Atlanta-Fulton County Stadium, Atlanta, GA Wed Jul 23 1986, 7:05 PM EDT Att: 11,770 - Unknown AB 31 R 2 H 6 RBI 2 BB 2 SO 4 LOB 10 			
Rafael Ramirez, R OBP: 0.259, SLG: 0.315 (1, 5)						 1-2		 1-2 2-H		3	0	0	1	0	0	2				
Ken Griffey, L OBP: 0.346, SLG: 0.479 (1, 7)							 6-3 2B			4	1	1	0	0	0	1				
Dale Murphy, R OBP: 0.371, SLG: 0.461 (1, 8)										4	0	0	0	0	0	1				
Ted Simmons, S OBP: 0.337, SLG: 0.395 (1, 3)							 2-H			4	0	0	1	0	1	0				
Terry Harper, R OBP: 0.309, SLG: 0.351 (1, 9)										3	0	2	0	1	0	0				
Ken Oberkfell, L OBP: 0.394, SLG: 0.403 (1, 4)										3	0	0	0	0	1	2				
Ozzie Virgil, R OBP: 0.299, SLG: 0.378 (9, PH)										1	0	0	0	0	0	1				
Bruce Benedict, R OBP: 0.381, SLG: 0.397 (1, 2)								 1B SF8 BB		2	1	1	0	1	0	0				
Doyle Alexander, R OBP: 0.200, SLG: 0.200 (1, 1)										2	0	0	0	0	1	1				
Bill Sample, R OBP: 0.299, SLG: 0.378 (8, PH)										1	0	0	0	0	0	1				
Jim Acker, R (9, 1)										0	0	0	0	0	0	0				
Inning Stats	R: 0 E: 0 K: 0 S: 3	H: 0 LOB: 0 BB: 0 P: 3	R: 0 E: 0 K: 1 S: 5	H: 0 LOB: 1 BB: 1 P: 9	R: 0 E: 0 K: 2 S: 8	H: 1 LOB: 0 BB: 0 P: 8	R: 0 E: 0 K: 0 S: 3	H: 0 LOB: 0 BB: 0 P: 3	R: 1 E: 0 K: 0 S: 5	H: 2 LOB: 1 BB: 0 P: 5	R: 1 E: 0 K: 0 S: 4	H: 1 LOB: 1 BB: 1 P: 8	R: 0 E: 0 K: 0 S: 4	H: 1 LOB: 1 BB: 0 P: 4	1B: 5 2B: 1 3B: 0 HR: 0	SF: 1 SAC: 0 DP: 1 HBP: 0	WP: 0 PB: 2 SB: 0 CS: 0	PA: 34		
PITCHER	IP	WLS	BF	H	R	ER	SO	BB	IBB	HBP	BLK	WP	HR	S	P	ERA	WHIP			
Bruce Ruffin, L ERA: 3.19 (1, 1)	9.0	W	34	6	2	1	4	2	0	0	0	0	0	40	48	1.00	0.889			

Batter	1	2	3	4	5	6	7	8	9	AB	R	H	RBI	BB	SO	LOB	TOP										
Bill Doran, S OBP: 0.368, SLG: 0.367 (1, 4)										5	1	1	0	0	1	1	Houston Astros @ Philadelphia Phillies Veterans Stadium, Philadelphia, PA Fri Jul 25 1986, 7:05 PM EDT Att: 23,387 - Unknown										
Craig Reynolds, L OBP: 0.280, SLG: 0.361 Dickie Thon, R OBP: 0.301, SLG: 0.333 (8, PH) (8, 6)										2	0	0	0	1	0	1											
Denny Walling, L OBP: 0.376, SLG: 0.457 (1, 5)										2	0	1	0	2	0	0											
Glenn Davis, R OBP: 0.336, SLG: 0.518 (1, 3)										4	0	0	0	0	0	6											
Kevin Bass, S OBP: 0.362, SLG: 0.489 (1, 9)										4	0	1	1	0	0	4											
Jose Cruz, L OBP: 0.330, SLG: 0.342 (1, 7)										4	0	1	0	0	1	4											
Alan Ashby, S OBP: 0.383, SLG: 0.384 (1, 2)										4	0	0	0	0	0	4											
Billy Hatcher, R OBP: 0.275, SLG: 0.322 (1, 8)										4	0	1	0	0	0	2											
Jim Deshaies, L OBP: 0.145, SLG: 0.087 Larry Andersen, R OBP: 0.265, SLG: 0.333 Terry Puhl, L OBP: 0.338, SLG: 0.485 Davey Lopes, R OBP: 0.343, SLG: 0.452 Aurelio Lopez, R OBP: 0.343, SLG: 0.452 Phil Garner, R OBP: 0.343, SLG: 0.452 (1, 1) (2, 1) (7, PH) (7, PH) (7, 1) (8, PH)										1	0	0	0	0	1	2											
Inning Stats	R: 0 E: 0 K: 1 S: 6	H: 1 LOB: 1 BB: 0 P: 6	R: 0 E: 1 K: 2 S: 9	H: 1 LOB: 2 BB: 0 P: 9	R: 1 E: 1 K: 0 S: 4	H: 0 LOB: 2 BB: 2 P: 12	R: 0 E: 0 K: 0 S: 3	H: 0 LOB: 0 BB: 0 P: 3	R: 0 E: 0 K: 0 S: 4	H: 1 LOB: 1 BB: 0 P: 4	R: 0 E: 0 K: 0 S: 3	H: 1 LOB: 0 BB: 0 P: 3	R: 1 E: 1 K: 0 S: 5	H: 1 LOB: 2 BB: 1 P: 9	R: 0 E: 0 K: 0 S: 4	H: 1 LOB: 1 BB: 0 P: 4		1B: 5 2B: 3 3B: 0 HR: 0	SF: 0 SAC: 0 DP: 2 HBP: 0	WP: 0 PB: 0 SB: 2 CS: 0	PA: 38						
PITCHER	IP	WLS	BF	H	R	ER	SO	BB	IBB	HBP	BLK	WP	HR	S	P	ERA	WHIP										
Charles Hudson, R ERA: 4.68 (1, 1)	6.0	W	26	5	1	0	3	2	0	0	0	0	0	30	38	0.00	1.167										
Dan Schatzeder, L ERA: 3.1 (7, 1)	1.0		4	1	1	0	0	1	0	0	0	0	0	3	7	0.00	2.000										
Steve Bedrosian, R ERA: 3.04 (8, 1)	2.0	S	8	1	0	0	0	0	0	0	0	0	0	8	8	0.00	0.500										
Batter	1	2	3	4	5	6	7	8	9	AB	R	H	RBI	BB	SO	LOB	BOTTOM										
Gary Redus, R OBP: 0.323, SLG: 0.397 (1, 7)										3	1	1	0	1	0	1	Houston Astros @ Philadelphia Phillies Veterans Stadium, Philadelphia, PA Fri Jul 25 1986, 7:05 PM EDT Att: 23,387 - Unknown										
Ron Roenicke, S OBP: 0.378, SLG: 0.397 (1, 8)										3	0	0	1	1	1	2											
Juan Samuel, R OBP: 0.305, SLG: 0.442 (1, 4)										3	1	0	0	1	1	4											
Mike Schmidt, R OBP: 0.379, SLG: 0.542 (1, 5)										2	1	1	1	2	0	1											
Von Hayes, L OBP: 0.381, SLG: 0.439 (1, 3)										4	0	2	1	0	0	1											
Glenn Wilson, R OBP: 0.300, SLG: 0.348 (1, 9)										2	1	0	1	1	0	0											
John Russell, R OBP: 0.307, SLG: 0.453 (1, 2)										4	0	0	0	0	2	2											
Luis Aguayo, R OBP: 0.247, SLG: 0.314 Steve Jeltz, S OBP: 0.357, SLG: 0.273 (1, 6) (9, 6)										4	0	2	0	0	0	1											
Charles Hudson, S OBP: 0.061, SLG: 0.031 Dan Schatzeder, L OBP: 0.538, SLG: 0.714 Steve Bedrosian, R OBP: 0.400, SLG: 0.250 (1, 1) (7, 1) (8, 1)										1	0	0	0	1	0	0											
Inning Stats	R: 1 E: 0 K: 1 S: 6	H: 2 LOB: 1 BB: 1 P: 10	R: 1 E: 0 K: 1 S: 5	H: 0 LOB: 3 BB: 4 P: 21	R: 1 E: 0 K: 1 S: 6	H: 1 LOB: 0 BB: 0 P: 6	R: 0 E: 0 K: 1 S: 6	H: 1 LOB: 1 BB: 0 P: 6	R: 1 E: 0 K: 0 S: 4	H: 1 LOB: 1 BB: 1 P: 8	R: 0 E: 0 K: 0 S: 3	H: 0 LOB: 0 BB: 0 P: 3	R: 0 E: 0 K: 0 S: 3	H: 0 LOB: 1 BB: 1 P: 7	R: 0 E: 0 K: 1 S: 6	H: 1 LOB: 1 BB: 0 P: 6		1B: 4 2B: 1 3B: 0 HR: 1	SF: 1 SAC: 1 DP: 0 HBP: 0	WP: 0 PB: 0 SB: 0 CS: 0	PA: 37						
PITCHER	IP	WLS	BF	H	R	ER	SO	BB	IBB	HBP	BLK	WP	HR	S	P	ERA	WHIP										
Jim Deshaies, L ERA: 3.91 (1, 1)	1.2	L	11	2	2	2	2	4	1	0	0	0	0	10	30	10.80	3.600										
Larry Andersen, R ERA: 3.35 (2, 1)	4.1		17	3	2	2	2	1	0	0	0	0	1	20	24	4.15	0.923										
Aurelio Lopez, R ERA: 2.53 (7, 1)	2.0		8	1	0	0	1	1	0	0	0	0	0	9	13	0.00	1.000										

Batter	1	2	3	4	5	6	7	8	9	AB	R	H	RBI	BB	SO	LOB	TOP								
Bill Doran, S OBP: 0.366, SLG: 0.367 (1, 4)										3	0	1	1	0	0	1	Houston Astros @ Philadelphia Phillies Veterans Stadium, Philadelphia, PA Sat Jul 26 1986, 7:05 PM EDT Att: 34,075 - Unknown								
Billy Hatcher, R OBP: 0.281, SLG: 0.323 Jose Cruz, L OBP: 0.329, SLG: 0.341 (1, 8) (8, PH) (8, 7)										2	0	1	0	1	0	1									
Davey Lopes, R OBP: 0.411, SLG: 0.480 (1, 7) (8, 8)										4	0	1	1	0	0	0									
Glenn Davis, R OBP: 0.335, SLG: 0.514 (1, 3)										3	0	0	0	1	0	2									
Kevin Bass, S OBP: 0.363, SLG: 0.492 (1, 9)										4	0	2	0	0	0	0									
Phil Garner, R OBP: 0.341, SLG: 0.448 (1, 5)										4	0	1	0	0	2	3									
Alan Ashby, S OBP: 0.354, SLG: 0.373 (1, 2)										4	0	0	0	0	1	4									
Dickie Thon, R OBP: 0.306, SLG: 0.335 Denny Walling, L OBP: 0.374, SLG: 0.455 (1, 6) (9, PH)										2	2	1	0	1	0	0									
Mark Knudson, R Terry Puhl, L Charlie Kerfeld, R (1, 1) (7, PH) (7, 1)										1	0	0	0	0	1	1									
Inning Stats	R: 0 E: 0 K: 0 S: 3	H: 1 LOB: 0 BB: 0 P: 3	R: 0 E: 0 K: 0 S: 4	H: 1 LOB: 1 BB: 0 P: 4	R: 1 E: 0 K: 1 S: 7	H: 2 LOB: 2 BB: 1 P: 11	R: 0 E: 0 K: 1 S: 5	H: 0 LOB: 0 BB: 0 P: 5	R: 1 E: 0 K: 0 S: 3	H: 1 LOB: 0 BB: 1 P: 7	R: 0 E: 0 K: 0 S: 4	H: 0 LOB: 0 BB: 0 P: 3	R: 0 E: 0 K: 0 S: 3	H: 0 LOB: 0 BB: 0 P: 3	R: 0 E: 0 K: 2 S: 8	H: 1 LOB: 1 BB: 0 P: 8		1B: 6 2B: 1 3B: 0 HR: 0	SF: 1 SAC: 1 DP: 1 HBP: 0	WP: 1 PB: 0 SB: 0 CS: 1	PA: 36				
PITCHER	IP	WLS	BF	H	R	ER	SO	BB	IBB	HBP	BLK	WP	HR	S	P	ERA	WHIP								
Don Carman, L ERA: 3.84 (1, 1)	6.0	W	25	6	2	2	2	3	0	0	0	1	0	26	38	3.00	1.500								
Tom Hume, R ERA: 3.39 (7, 1)	2.2		9	1	0	0	2	0	0	0	0	0	0	13	13	0.00	0.375								
Dan Schatzeder, L ERA: 3.08 (9, 1)	0.1	S	1	0	0	0	0	0	0	0	0	0	0	1	1	0.00	0.000								

Batter	1	2	3	4	5	6	7	8	9	AB	R	H	RBI	BB	SO	LOB	BOTTOM								
Gary Redus, R OBP: 0.321, SLG: 0.414 (1, 7)										4	1	1	1	0	1	1	Houston Astros @ Philadelphia Phillies Veterans Stadium, Philadelphia, PA Sat Jul 26 1986, 7:05 PM EDT Att: 34,075 - Unknown								
Jeff Stone, L OBP: 0.328, SLG: 0.367 (1, 8)										4	1	2	0	0	0	0									
Juan Samuel, R OBP: 0.304, SLG: 0.440 (1, 4)										4	0	1	1	0	1	1									
Mike Schmidt, R OBP: 0.377, SLG: 0.538 (1, 5)										4	0	1	0	0	0	1									
Von Hayes, L OBP: 0.382, SLG: 0.447 (1, 3)										3	1	1	1	1	0	2									
Glenn Wilson, R OBP: 0.298, SLG: 0.345 (1, 9)										3	0	0	0	0	0	2									
Ronn Reynolds, R OBP: 0.273, SLG: 0.600 (1, 2)										3	0	0	0	0	0	0									
Steve Jeltz, S OBP: 0.360, SLG: 0.272 (1, 6)										1	0	0	0	2	1	0									
Don Carman, L Tom Hume, R Dan Schatzeder, L (1, 1) (7, 1) (9, 1)										2	0	0	0	0	1	1									
Inning Stats	R: 1 E: 0 K: 1 S: 6	H: 1 LOB: 0 BB: 0 P: 6	R: 1 E: 0 K: 1 S: 6	H: 1 LOB: 1 BB: 1 P: 10	R: 1 E: 0 K: 0 S: 5	H: 2 LOB: 2 BB: 1 P: 9	R: 0 E: 0 K: 1 S: 5	H: 0 LOB: 0 BB: 0 P: 5	R: 0 E: 0 K: 0 S: 3	H: 0 LOB: 0 BB: 0 P: 3	R: 0 E: 0 K: 0 S: 3	H: 0 LOB: 1 BB: 1 P: 7	R: 0 E: 0 K: 0 S: 4	H: 2 LOB: 1 BB: 0 P: 4	R: 0 E: 0 K: 2 S: 8	H: 0 LOB: 1 BB: 0 P: 4		1B: 3 2B: 0 3B: 1 HR: 2	SF: 0 SAC: 1 DP: 1 HBP: 0	WP: 0 PB: 0 SB: 1 CS: 0	PA: 32				
PITCHER	IP	WLS	BF	H	R	ER	SO	BB	IBB	HBP	BLK	WP	HR	S	P	ERA	WHIP								
Mark Knudson, R ERA: 4.17 Charlie Kerfeld, R ERA: 2.34 (1, 1) (7, 1)	6.0	L	24	4	3	3	4	1	1	0	0	0	0	7	11	0.00	1.500								

Batter	1	2	3	4	5	6	7	8	9	AB R H RBI BB SO LOB	TOP									
Bill Doran, S OBP: 0.368, SLG: 0.367 (1, 4)	0-0 1B		4-0 2B BB		0-0 3-1			0-0 F7		3 1 1 0 1 0 0	Houston Astros @ Philadelphia Phillies Veterans Stadium, Philadelphia, PA Sun Jul 27 1986, 3:33 AM EDT Att: 33,192 - Unknown									
Billy Hatcher, R OBP: 0.280, SLG: 0.327 (1, 8)	0-0 F9		0-0 1B 2B		0-3 K			0-0 6-3		4 1 1 1 0 1 1										
Denny Walling, L OBP: 0.368, SLG: 0.446 (1, 5)	0-0 F2		0-0 F2		0-0 1-3			0-0 4-3		4 0 0 0 0 0 2										
Glenn Davis, R OBP: 0.332, SLG: 0.508 (1, 3)	0-0 5-3		0-0 F3			0-0 G4-3-6		0-3 K		4 0 0 0 0 1 2										
Kevin Bass, S OBP: 0.362, SLG: 0.489 (1, 9)		0-3 K	0-0 1B			0-3 K		0-0 6-3		4 0 1 1 0 2 0										
Jose Cruz, L OBP: 0.331, SLG: 0.340 (1, 7)		0-0 F4	0-0 6-3			4-0 CS BB		0-0 1B		3 0 1 0 1 0 1										
Craig Reynolds, L Dickie Thon, R OBP: 0.310, SLG: 0.335 (9, PH) (9, 6)		0-0 HR			0-0 F9		0-0 G3	4-0 1-2 BB		3 1 1 1 0 0 0 0 0 0 0 1 0 0										
John Mizerock, L Davey Lopes, R Alan Ashby, S OBP: 0.409, SLG: 0.205 OBP: 0.409, SLG: 0.477 OBP: 0.354, SLG: 0.373 (1, 2) (9, PH) (9, 2)		0-0 E6			0-0 F5		0-0 4-3	0-3 K		3 0 0 0 0 0 0 1 0 0 0 0 1 2 0 0 0 0 0 0 0										
Nolan Ryan, R Aurelio Lopez, R OBP: 0.154, SLG: 0.132 (6, 1)		0-3 K			0-0 F4		0-3 K			2 0 0 0 0 1 1 1 0 0 0 0 1 0										
Inning Stats	R: 0 E: 0 K: 0 S: 4	H: 1 LOB: 1 BB: 0 P: 4	R: 1 E: 1 K: 2 S: 9	H: 1 LOB: 1 BB: 0 P: 9	R: 2 E: 0 K: 0 S: 5	H: 2 LOB: 1 BB: 1 P: 9	R: 0 E: 0 K: 0 S: 3	H: 0 LOB: 0 BB: 0 P: 3	R: 0 E: 0 K: 1 S: 5	H: 0 LOB: 0 BB: 1 P: 8		R: 0 E: 0 K: 0 S: 5	H: 0 LOB: 0 BB: 0 P: 5	R: 0 E: 0 K: 0 S: 3	H: 0 LOB: 0 BB: 0 P: 3	R: 0 E: 0 K: 2 S: 8	H: 1 LOB: 2 BB: 1 P: 12	1B: 3 2B: 1 3B: 0 HR: 1	SF: 0 SAC: 0 DP: 0 HBP: 0	WP: 0 PB: 0 SB: 1 CS: 1
PITCHER	IP WLS BF H R ER SO BB IBB HBP BLK WP HR S P ERA WHIP											IP WLS BF H R ER SO BB IBB HBP BLK WP HR S P ERA WHIP								
Kevin Gross, R ERA: 4.12 (1, 1)	8.0 L 30 4 3 3 5 2 0 0 0 0 0 1 38 46 3.38 0.750																			
Dan Schatzeder, L ERA: 3.05 (9, 1)	0.2 4 1 0 0 1 1 0 0 0 0 0 0 5 9 0.00 3.000																			
Kent Tekulve, R ERA: 2.94 (9, 1)	0.1 1 0 0 0 1 0 0 0 0 0 0 0 0 3 3 0.00 0.000																			

Batter	1	2	3	4	5	6	7	8	9	AB R H RBI BB SO LOB	BOTTOM									
Gary Redus, R OBP: 0.314, SLG: 0.403 (1, 7)	0-3 K		0-3 K			0-0 F8			0-0 L9	4 0 0 0 0 2 0	Houston Astros @ Philadelphia Phillies Veterans Stadium, Philadelphia, PA Sun Jul 27 1986, 3:33 AM EDT Att: 33,192 - Unknown									
Jeff Stone, L OBP: 0.320, SLG: 0.358 (1, 8)	0-0 4-3		0-3 K			0-0 4-3			0-0 F9	4 0 0 0 0 1 0										
Juan Samuel, R OBP: 0.304, SLG: 0.436 (1, 4)	4-0 S BB				0-0 L9			0-0 F8		3 1 0 0 1 0 0										
Mike Schmidt, R OBP: 0.377, SLG: 0.537 (1, 5)	0-0 E6 1B				0-3 K		0-0 5-3			3 0 1 1 0 1 0										
Von Hayes, L OBP: 0.382, SLG: 0.444 (1, 3)	0-0 1-3				0-0 4-3		4-0 CS BB			2 0 0 0 1 0 1										
Glenn Wilson, R OBP: 0.298, SLG: 0.354 (1, 9)		0-3 K			0-0 HR		0-0 F4		0-0 4-3	3 1 1 1 0 1 1										
John Russell, R Greg Gross, L Ron Reynolds, R OBP: 0.303, SLG: 0.448 OBP: 0.400, SLG: 0.314 OBP: 0.273, SLG: 0.600 (1, 2) (9, PH) (9, 2)		0-3 K			0-3 K		0-0 CS		0-0 4-3	2 0 0 0 0 2 0 1 0 0 0 0 0 0 0 0 0 0 0 0 0										
Steve Jeltz, S OBP: 0.357, SLG: 0.269 (1, 6)		0-3 K			0-0 4-3			0-0 6-3		3 0 0 0 0 1 0										
Kevin Gross, R Francisco Melendez, L Dan Schatzeder, L Kent Tekulve, R OBP: 0.184, SLG: 0.271 OBP: 0.338, SLG: 0.714 OBP: 0.273, SLG: 0.600 (1, 1) (9, PH) (9, 1) (9, 1)			0-3 K		0-0 K		0-3 K		0-3 K	2 0 0 0 0 2 0 1 0 0 0 0 1 0 0 0 0 0 0 0 0										
Inning Stats	R: 1 E: 1 K: 1 S: 6	H: 1 LOB: 1 BB: 1 P: 10	R: 0 E: 0 K: 3 S: 9	H: 0 LOB: 0 BB: 0 P: 9	R: 0 E: 0 K: 1 S: 5	H: 0 LOB: 0 BB: 0 P: 5	R: 1 E: 0 K: 2 S: 8	H: 1 LOB: 0 BB: 0 P: 8	R: 0 E: 0 K: 0 S: 3	H: 0 LOB: 0 BB: 1 P: 6		R: 0 E: 0 K: 1 S: 5	H: 0 LOB: 0 BB: 0 P: 5	R: 0 E: 0 K: 0 S: 3	H: 0 LOB: 0 BB: 0 P: 3	R: 0 E: 0 K: 0 S: 3	H: 0 LOB: 0 BB: 0 P: 3	1B: 1 2B: 0 3B: 0 HR: 1	SF: 0 SAC: 0 DP: 0 HBP: 0	WP: 0 PB: 0 SB: 1 CS: 1
PITCHER	IP WLS BF H R ER SO BB IBB HBP BLK WP HR S P ERA WHIP											IP WLS BF H R ER SO BB IBB HBP BLK WP HR S P ERA WHIP								
Nolan Ryan, R ERA: 3.89 (1, 1)	5.0 W 18 2 2 1 10 1 0 0 0 0 0 0 1 37 41 1.80 0.600																			
Aurelio Lopez, R ERA: 2.25 (6, 1)	4.0 S 12 0 0 0 1 1 0 0 0 0 0 0 0 13 17 0.00 0.250																			

Batter	1	2	3	4	5	6	7	8	9	AB	R	H	RBI	BB	SO	LOB	TOP			
Vince Coleman, S OBP: 0.319, SLG: 0.305	F4	FC4-6			F4			5-3		4	0	0	0	0	0	1				
Ozzie Smith, S OBP: 0.380, SLG: 0.348	2B		G4-1-3			4-3		5-3		3	1	0	0	1	0	0				
Tom Herr, S OBP: 0.328, SLG: 0.303	1-H		4-3			FC5-4		F9		3	0	1	1	1	0	0				
Alan Knicely, R OBP: 0.379, SLG: 0.370	BB		6-3			F9				3	1	1	1	1	0	1				
Tito Landrum, R OBP: 0.238, SLG: 0.234	F8				F3	FC5-4			HR	4	1	1	0	0	0	3				
Andy Van Slyke, L OBP: 0.337, SLG: 0.398	6-3				K				1B	4	0	0	0	0	2	3				
Terry Pendleton, S OBP: 0.272, SLG: 0.271		4-3			6-3				2B	4	0	1	1	0	0	0				
Michael LaValliere, L OBP: 0.337, SLG: 0.304					K				L6	4	0	1	0	0	1	1				
Danny Cox, R OBP: 0.206, SLG: 0.219					K	G3			4-3	3	0	0	0	0	1	1				
Inning Stats	R: 1 E: 0 K: 0 S: 4	H: 1 LOB: 2 BB: 2 P: 12	R: 0 E: 0 K: 1 S: 6	H: 1 LOB: 1 BB: 0 P: 6	R: 0 E: 0 K: 0 S: 3	H: 0 LOB: 0 BB: 0 P: 3	R: 0 E: 0 K: 1 S: 5	H: 0 LOB: 0 BB: 0 P: 5	R: 0 E: 0 K: 0 S: 3	H: 0 LOB: 1 BB: 1 P: 7	R: 0 E: 0 K: 1 S: 5	H: 0 LOB: 0 BB: 0 P: 5	R: 0 E: 0 K: 0 S: 3	H: 0 LOB: 0 BB: 0 P: 3	R: 2 E: 0 K: 0 S: 6	H: 3 LOB: 1 BB: 0 P: 6	1B: 2 2B: 2 3B: 0 HR: 1	SF: 0 SAC: 0 DP: 0 HBP: 0	WP: 0 PB: 0 SB: 0 CS: 0	PA: 35
PITCHER Bruce Ruffin, L ERA: 3.16	IP: 9.0 WLS: L BF: 35	H: 5 R: 3 ER: 3 SO: 4	BB: 3 IBB: 0 HBP: 0 BLK: 0	WP: 0 HR: 1 S: 40 P: 52	ERA: 3.00 WHIP: 0.889															

St. Louis Cardinals @ Philadelphia Phillies
Veterans Stadium, Philadelphia, PA
Mon Jul 28 1986, 7:05 PM EDT
Att: 21,553 - Unknown

AB 32
R 3
H 5
RBI 3
BB 3
SO 4
LOB 10



Batter	1	2	3	4	5	6	7	8	9	AB	R	H	RBI	BB	SO	LOB	BOTTOM			
Jeff Stone, L OBP: 0.313, SLG: 0.349	K			L9		L4			F8	4	0	0	0	0	1	0				
Juan Samuel, R OBP: 0.303, SLG: 0.437	F9			F8		5-3			5-3	4	1	1	0	0	0	0				
Ron Roenicke, S OBP: 0.373, SLG: 0.391	F6			F8					F9	3	0	0	0	0	0	1				
Mike Schmidt, R OBP: 0.377, SLG: 0.535		K				6-3				3	0	1	1	0	1	0				
Von Hayes, L OBP: 0.379, SLG: 0.440		K				4-3				3	0	0	0	0	1	1				
Glenn Wilson, R OBP: 0.296, SLG: 0.351						5-3			6-3	3	0	0	0	0	1	0				
Ronn Reynolds, R OBP: 0.240, SLG: 0.522				K					F9	3	0	0	0	0	1	0				
Steve Jeltz, S OBP: 0.356, SLG: 0.270				G3						3	0	1	0	0	1	0				
Bruce Ruffin, S OBP: 0.111, SLG: 0.167										2	0	0	0	0	2	0				
Greg Gross, L OBP: 0.395, SLG: 0.310				K					F7	1	0	0	0	0	0	0				
Inning Stats	R: 0 E: 0 K: 1 S: 5	H: 0 LOB: 0 BB: 0 P: 5	R: 0 E: 0 K: 3 S: 9	H: 0 LOB: 0 BB: 0 P: 9	R: 0 E: 0 K: 2 S: 7	H: 0 LOB: 0 BB: 0 P: 7	R: 1 E: 0 K: 0 S: 5	H: 2 LOB: 1 BB: 0 P: 5	R: 0 E: 0 K: 1 S: 5	H: 0 LOB: 0 BB: 0 P: 5	R: 0 E: 0 K: 1 S: 3	H: 0 LOB: 0 BB: 0 P: 3	R: 0 E: 0 K: 0 S: 3	H: 1 LOB: 0 BB: 0 P: 3	R: 0 E: 0 K: 0 S: 3	H: 0 LOB: 0 BB: 0 P: 3	1B: 2 2B: 1 3B: 0 HR: 0	SF: 0 SAC: 0 DP: 0 HBP: 0	WP: 0 PB: 0 SB: 0 CS: 1	PA: 30
PITCHER Danny Cox, R ERA: 3.53	IP: 9.0 WLS: W BF: 29	H: 3 R: 1 ER: 1 SO: 8	BB: 0 IBB: 0 HBP: 0 BLK: 0	WP: 0 HR: 0 S: 45 P: 45	ERA: 1.00 WHIP: 0.333															

St. Louis Cardinals @ Philadelphia Phillies
Veterans Stadium, Philadelphia, PA
Mon Jul 28 1986, 7:05 PM EDT
Att: 21,553 - Unknown

AB 29
R 1
H 3
RBI 1
BB 0
SO 8
LOB 2



Batter	1	2	3	4	5	6	7	8	9	AB	R	H	RBI	BB	SO	LOB	TOP					
Vince Coleman, S (1, 8) OBP: 0.320, SLG: 0.306										5	0	1	0	0	0	4	St. Louis Cardinals @ Philadelphia Phillies Veterans Stadium, Philadelphia, PA Wed Jul 30 1986, 7:05 PM EDT Att: 24,324 - Unknown					
Ozzie Smith, S (1, 6) OBP: 0.335, SLG: 0.350										5	1	2	1	0	0	1						
Tom Herr, S (1, 4) OBP: 0.335, SLG: 0.308										5	1	1	0	0	0	2						
Curt Ford, L (1, 9) OBP: 0.347, SLG: 0.416										4	2	2	1	1	0	0						
Terry Pendleton, S (1, 5) OBP: 0.275, SLG: 0.278										5	1	2	2	0	0	1						
Michael LaValliere, L (1, 2) OBP: 0.331, SLG: 0.299										4	0	1	1	0	0	3						
Clint Hurdle, L (1, 3) OBP: 0.235, SLG: 0.242										4	0	0	0	1	2	5						
Tito Landrum, R (1, 7) OBP: 0.250, SLG: 0.255										4	1	3	0	0	0	0						
Bob Forsch, R (1, 1) OBP: 0.128, SLG: 0.234										2	0	0	1	0	0	2						
Ray Sofl, R (7, 1)										0	0	0	0	0	0	0						
Ricky Horton, L (7, 1) OBP: 0.222, SLG: 0.125										0	0	0	0	0	0	0						
Todd Worrell, R (7, 1) OBP: 0.167, SLG: 0.500										1	0	1	0	0	0	0						
Mike Heath, R (7, 2) OBP: 0.294, SLG: 0.319										1	0	1	0	0	0	0						
Inning Stats	R: 0 E: 0 K: 0 S: 3	H: 1 LOB: 0 BB: 0 P: 3	R: 2 E: 1 K: 0 S: 6	H: 2 LOB: 2 BB: 1 P: 10	R: 0 E: 0 K: 0 S: 3	H: 0 LOB: 0 BB: 0 P: 3	R: 0 E: 0 K: 0 S: 4	H: 1 LOB: 2 BB: 1 P: 8	R: 2 E: 0 K: 1 S: 9	H: 4 LOB: 2 BB: 0 P: 9	R: 0 E: 0 K: 0 S: 3	H: 0 LOB: 0 BB: 0 P: 3	R: 1 E: 0 K: 0 S: 5	H: 2 LOB: 1 BB: 0 P: 5	R: 1 E: 0 K: 1 S: 8	H: 3 LOB: 2 BB: 0 P: 8	R: 0 E: 0 K: 0 S: 4	H: 1 LOB: 1 BB: 0 P: 4	1B: 12 2B: 1 3B: 1 HR: 0	SF: 0 SAC: 1 DP: 0 HBP: 0	WP: 0 PB: 0 SB: 1 CS: 0	PA: 43
PITCHER	IP WLS BF H R ER SO BB IBB HBP BLK WP HR S P ERA WHIP																					
Charles Hudson, R (1, 1) ERA: 4.74	4.1 L 23 8 4 3 0 2 0 0 0 0 0 0 21 29 6.23 2.308																					
Tom Hume, R (5, 1) ERA: 3.52	2.2 10 2 1 1 1 0 0 0 0 0 0 0 12 12 3.38 0.750																					
Kent Tekulve, R (8, 1) ERA: 2.94	2.0 10 4 1 1 1 0 0 0 0 0 0 0 12 12 4.50 2.000																					

Batter	1	2	3	4	5	6	7	8	9	AB	R	H	RBI	BB	SO	LOB	BOTTOM	
Gary Redus, R (1, 7) OBP: 0.333, SLG: 0.439										5	1	4	0	0	0	1	St. Louis Cardinals @ Philadelphia Phillies Veterans Stadium, Philadelphia, PA Wed Jul 30 1986, 7:05 PM EDT Att: 24,324 - Unknown	
Juan Samuel, R (1, 4) OBP: 0.303, SLG: 0.443										4	0	0	0	1	1	3		
Ron Roenicke, S (1, 8) OBP: 0.380, SLG: 0.389										2	0	1	1	2	1	0		
Mike Schmidt, R (1, 5) OBP: 0.377, SLG: 0.529										4	0	0	0	0	0	5		
Von Hayes, L (1, 3) OBP: 0.381, SLG: 0.447										4	1	1	0	0	0	4		
Glenn Wilson, R (1, 9) OBP: 0.299, SLG: 0.370										4	1	3	1	0	0	0		
Ronn Reynolds, R (1, 2) OBP: 0.303, SLG: 0.516										4	0	2	0	0	1	1		
Steve Jeltz, S (1, 6) OBP: 0.351, SLG: 0.266										4	0	0	0	0	0	3		
Charles Hudson, S (1, 1) OBP: 0.059, SLG: 0.030										1	0	0	0	0	0	2		
Tom Hume, R (5, 1)										0	0	0	0	0	0	0		
Jeff Stone, L (7, PH) OBP: 0.310, SLG: 0.345										1	0	0	0	0	0	0		
Kent Tekulve, R (8, 1)										0	0	0	0	0	0	0		
Greg Gross, L (8, PH) OBP: 0.393, SLG: 0.311										1	0	0	0	0	0	0		
Inning Stats	R: 0 E: 0 K: 0 S: 3	H: 1 LOB: 1 BB: 1 P: 7	R: 0 E: 0 K: 0 S: 5	H: 2 LOB: 2 BB: 0 P: 5	R: 1 E: 0 K: 0 S: 5	H: 2 LOB: 1 BB: 0 P: 5	R: 1 E: 0 K: 0 S: 4	H: 2 LOB: 3 BB: 2 P: 12	R: 0 E: 0 K: 1 S: 5	H: 0 LOB: 0 BB: 0 P: 5	R: 0 E: 0 K: 0 S: 3	H: 1 LOB: 0 BB: 0 P: 3	R: 0 E: 0 K: 0 S: 3	H: 1 LOB: 0 BB: 0 P: 3	1B: 8 2B: 4 3B: 0 HR: 1	SF: 0 SAC: 1 DP: 3 HBP: 0	WP: 0 PB: 0 SB: 2 CS: 0	PA: 38
PITCHER	IP WLS BF H R ER SO BB IBB HBP BLK WP HR S P ERA WHIP																	
Bob Forsch, R (1, 1) ERA: 2.53	6.0 W 26 9 3 3 2 1 0 0 0 0 0 0 29 33 4.50 1.667																	
Ray Sofl, R (7, 1)	0.1 3 1 0 0 0 1 0 0 0 0 0 0 2 6 0.00 6.000																	
Ricky Horton, L (7, 1) ERA: 2.63	0.0 1 0 0 0 0 1 0 0 0 0 0 0 0 4 ∞ ∞																	
Todd Worrell, R (7, 1) ERA: 1.52	2.2 S 8 1 0 0 1 0 0 0 0 0 0 0 10 10 0.00 0.375																	

AB 40
R 6
H 14
RBI 6
BB 2
SO 2
LOB 18



AB 34
R 3
H 11
RBI 2
BB 3
SO 3
LOB 19



Batter	1	2	3	4	5	6	7	8	9	10	11	AB	R	H	RBI	BB	SO	LOB	TOP							
Bob Dernier, R OBP: 0.251, SLG: 0.251 (1, 8)	L4		F7		1-3			5-3		F2		5	0	0	0	0	0	0								
23 Ryne Sandberg, R OBP: 0.322, SLG: 0.421 (1, 4)	E SF8 BB		K					F9		F7		4	1	1	0	1	1	0								
Gary Matthews, R OBP: 0.376, SLG: 0.470 Dave Martinez, L OBP: 0.171, SLG: 0.182 (1, 7) (8, PR) (8, 7)	S BB				F9							3	0	2	0	1	0	1								
Keith Moreland, R OBP: 0.347, SLG: 0.392 (1, 9)	SF8		F9									1	0	0	0	0	0	0								
Jody Davis, R OBP: 0.285, SLG: 0.420 (1, 2)	K				F8			5-3				5	1	1	1	0	2	1								
Ron Cey, R OBP: 0.376, SLG: 0.511 (1, 5)			F8		5-3			5-3				4	0	0	0	0	1	0								
Manny Trillo, R OBP: 0.342, SLG: 0.348 Leon Durham, L OBP: 0.335, SLG: 0.403 (1, 3) (9, PH) (9, 3)			6-3		K			F9		K		3	0	0	0	0	1	0								
Shawon Dunston, R OBP: 0.303, SLG: 0.447 (1, 6)								6-3		K		3	1	1	1	1	1	0								
Ed Lynch, R Dave Gumpert, R Thad Bosley, L Frank DiPino, L (1, 1) (8, 1) (10, PH) (10, 1)	K				K			K				3	0	0	0	0	3	1								
Inning Stats	R: 1 E: 0 K: 1 S: 5	H: 0 LOB: 1 BB: 2 P: 13	R: 0 E: 0 K: 1 S: 5	H: 0 LOB: 1 BB: 1 P: 9	R: 0 E: 1 K: 1 S: 6	H: 1 LOB: 1 BB: 0 P: 6	R: 0 E: 0 K: 1 S: 5	H: 0 LOB: 0 BB: 0 P: 5	R: 1 E: 0 K: 1 S: 7	H: 2 LOB: 1 BB: 0 P: 7	R: 0 E: 0 K: 0 S: 3	H: 0 LOB: 0 BB: 0 P: 3	R: 0 E: 0 K: 1 S: 5	H: 0 LOB: 0 BB: 0 P: 5	R: 0 E: 0 K: 0 S: 4	H: 1 LOB: 1 BB: 0 P: 4	R: 1 E: 0 K: 3 S: 10	H: 1 LOB: 0 BB: 0 P: 10	R: 0 E: 0 K: 0 S: 3	H: 0 LOB: 0 BB: 0 P: 3	R: 0 E: 0 K: 1 S: 5	H: 0 LOB: 0 BB: 0 P: 5	1B: 3 2B: 0 3B: 0 HR: 2	SF: 1 SAC: 0 DP: 0 HBP: 0	WP: 0 PB: 0 SB: 2 CS: 0	PA: 41
PITCHER	IP 8.0	WLS 31	BF 4	H 2	R 1	ER 1	SO 6	BB 3	IBB 0	HBP 0	BLK 0	WP 0	HR 1	S 13	P 13	ERA 4.50	WHIP 0.500									
Don Carman, L ERA: 3.51 Steve Bedrosian, R ERA: 3.04 Kent Tekulve, R ERA: 2.9	(1, 1) (9, 1) (11, 1)																									

Chicago Cubs @ Philadelphia Phillies
Veterans Stadium, Philadelphia, PA
Fri Aug 01 1986, 7:05 PM EDT
Att: 25,892 - Unknown

livebaseballscores.com
AB 37
R 3
H 5
RBI 3
BB 3
SO 10
LOB 5



Batter	1	2	3	4	5	6	7	8	9	10	11	AB	R	H	RBI	BB	SO	LOB	BOTTOM							
Gary Redus, R OBP: 0.330, SLG: 0.429 (1, 7)	K			G6-3 BB		F3		G6-4-3			K	4	0	0	0	1	2	2								
Jeff Stone, L OBP: 0.307, SLG: 0.358 (1, 8)	G3			G6-3		4-3				6-3		5	1	1	1	0	0	1								
Juan Samuel, R OBP: 0.300, SLG: 0.438 (1, 4)	4-3			6-3						6-3		4	0	0	0	0	0	0								
Mike Schmidt, R OBP: 0.379, SLG: 0.540 (1, 5)												4	1	2	1	0	0	0								
Von Hayes, L OBP: 0.379, SLG: 0.444 (1, 3)				F4		4-3						3	0	0	0	1	0	0								
Glenn Wilson, R OBP: 0.289, SLG: 0.377 (1, 9)				F6								4	2	1	1	0	0	2								
John Russell, R OBP: 0.302, SLG: 0.449 (1, 2)												4	0	1	1	0	3	0								
Steve Jeltz, S OBP: 0.347, SLG: 0.262 (1, 6)				4-3		4-3						4	0	0	0	0	1	1								
Don Carman, L Greg Gross, L Steve Bedrosian, R Rick Schu, R Kent Tekulve, R (1, 1) (8, PH) (9, 1) (10, PH) (11, 1)												2	0	0	0	0	1	0								
Inning Stats	R: 0 E: 0 K: 1 S: 5	H: 0 LOB: 0 BB: 0 P: 5	R: 0 E: 0 K: 0 S: 3	H: 0 LOB: 0 BB: 0 P: 3	R: 0 E: 0 K: 2 S: 7	H: 0 LOB: 0 BB: 0 P: 7	R: 0 E: 0 K: 0 S: 2	H: 0 LOB: 0 BB: 1 P: 6	R: 2 E: 0 K: 1 S: 7	H: 2 LOB: 0 BB: 0 P: 7	R: 0 E: 0 K: 0 S: 3	H: 0 LOB: 0 BB: 0 P: 3	R: 0 E: 0 K: 0 S: 3	H: 0 LOB: 0 BB: 0 P: 3	R: 1 E: 1 K: 0 S: 4	H: 1 LOB: 1 BB: 1 P: 8	R: 0 E: 0 K: 0 S: 4	H: 2 LOB: 2 BB: 1 P: 8	R: 0 E: 0 K: 3 S: 9	H: 0 LOB: 0 BB: 0 P: 9	R: 1 E: 0 K: 1 S: 4	H: 1 LOB: 0 BB: 0 P: 4	1B: 0 2B: 2 3B: 0 HR: 3	SF: 0 SAC: 0 DP: 2 HBP: 0	WP: 0 PB: 0 SB: 0 CS: 0	PA: 38
PITCHER	IP 7.1	WLS 27	BF 27	H 3	R 3	ER 2	SO 4	BB 1	IBB 1	HBP 0	BLK 0	WP 0	HR 2	S 33	P 41	ERA 2.46	WHIP 0.545									
Ed Lynch, R Dave Gumpert, R Frank DiPino, L (1, 1) (8, 1) (10, 1)	(1, 1) (8, 1) (10, 1)																									

Chicago Cubs @ Philadelphia Phillies
Veterans Stadium, Philadelphia, PA
Fri Aug 01 1986, 7:05 PM EDT
Att: 25,892 - Unknown

livebaseballscores.com
AB 35
R 4
H 5
RBI 4
BB 3
SO 8
LOB 6



Batter	1	2	3	4	5	6	7	8	9	AB	R	H	RBI	BB	SO	LOB	TOP					
Bob Dernier, R OBP: 0.259, SLG: 0.260										5	0	3	0	0	0	1	Chicago Cubs @ Philadelphia Phillies Veterans Stadium, Philadelphia, PA Sun Aug 03 1986, 3:33 AM EDT Att: 27,330 - Unknown					
23 Ryne Sandberg, R OBP: 0.323, SLG: 0.419										4	1	2	0	1	0	1						
Gary Matthews, R OBP: 0.369, SLG: 0.471										5	0	0	0	0	0	7						
Keith Moreland, R OBP: 0.344, SLG: 0.389										4	1	2	1	0	0	2						
Jody Davis, R OBP: 0.287, SLG: 0.419										4	0	2	0	0	0	2						
Ron Cey, R OBP: 0.381, SLG: 0.511										3	0	1	1	1	0	1						
Leon Durham, L OBP: 0.333, SLG: 0.396										2	0	0	0	2	1	2						
Shawon Dunston, R OBP: 0.299, SLG: 0.440										4	0	0	0	0	0	7						
Rick Sutcliffe, L OBP: 0.216, SLG: 0.351										1	0	0	0	0	0	0						
Mandy Thilo, R OBP: 0.347, SLG: 0.343										0	0	0	0	1	0	0						
Dave Gumpert, R OBP: 0.317, SLG: 0.376										0	0	0	0	0	0	0						
Jerry Mumphy, S OBP: 0.272, SLG: 0.379										0	0	0	0	0	0	0						
Frank DiPino, L OBP: 0.290, SLG: 0.230										0	0	0	0	0	0	0						
Thad Bosley, L OBP: 0.178, SLG: 0.343										0	0	0	0	0	0	0						
Inning Stats	R: 1 E: 0 K: 0 S: 5	H: 2 LOB: 1 BB: 0 P: 5	R: 0 E: 0 K: 1 S: 5	H: 0 LOB: 0 BB: 0 P: 5	R: 0 E: 0 K: 0 S: 3	H: 1 LOB: 1 BB: 1 P: 7	R: 0 E: 0 K: 0 S: 4	H: 1 LOB: 2 BB: 1 P: 8	R: 0 E: 0 K: 0 S: 3	H: 0 LOB: 1 BB: 1 P: 7	R: 0 E: 0 K: 0 S: 4	H: 1 LOB: 0 BB: 1 P: 8	R: 0 E: 0 K: 0 S: 3	H: 0 LOB: 0 BB: 0 P: 3	R: 1 E: 0 K: 0 S: 5	H: 3 LOB: 2 BB: 1 P: 9	R: 0 E: 0 K: 0 S: 5	H: 2 LOB: 2 BB: 0 P: 5	1B: 9 2B: 2 3B: 0 HR: 0	SF: 1 SAC: 0 DP: 2 HBP: 0	WP: 0 PB: 0 SB: 2 CS: 0	PA: 40
PITCHER	IP WLS BF H R ER SO BB IBB HBP BLK WP HR S P ERA WHIP																					
Bruce Ruffin, L ERA: 3.07	(1, 1) 7.1 33 8 2 2 1 4 0 0 0 0 0 0 31 47 2.46 1.636																					
Steve Bedrosian, R ERA: 2.95	(8, 1) 1.2 W 7 2 0 0 0 0 1 0 0 0 0 0 6 10 0.00 1.200																					

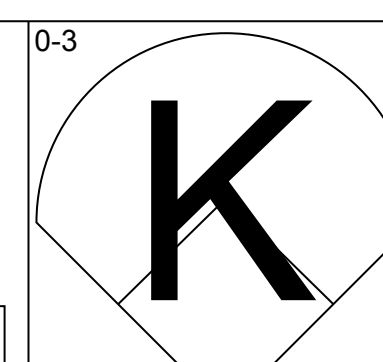
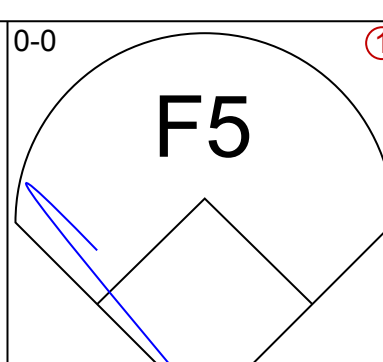
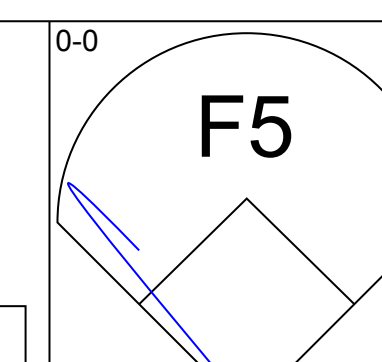
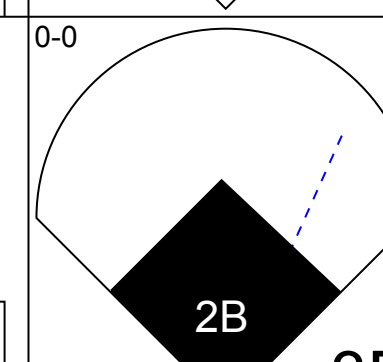
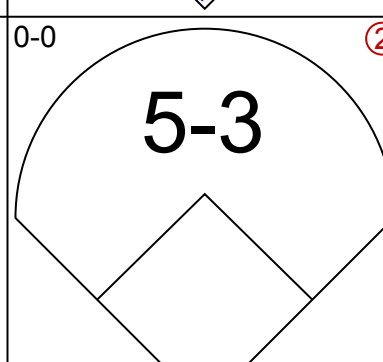
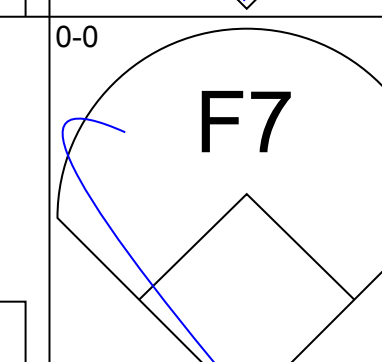
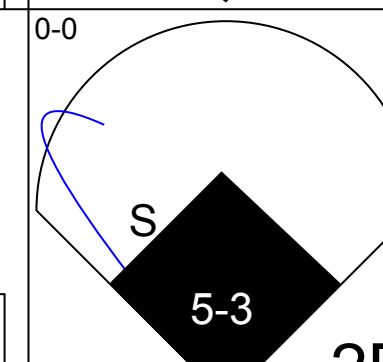
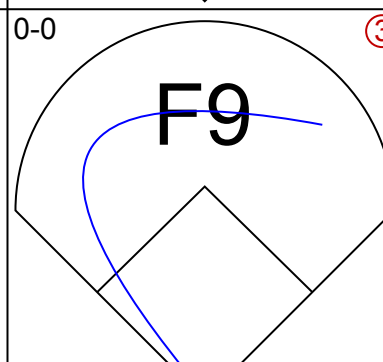
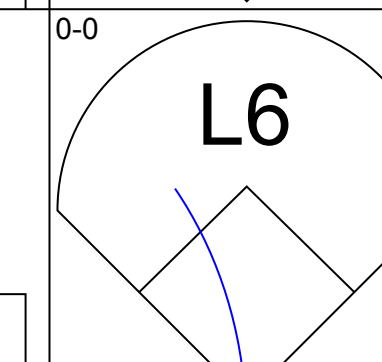
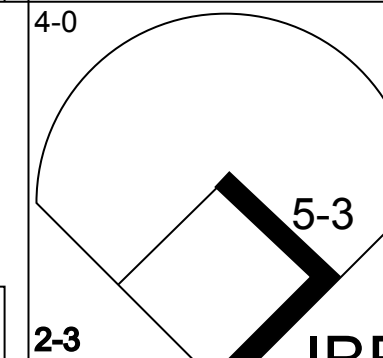

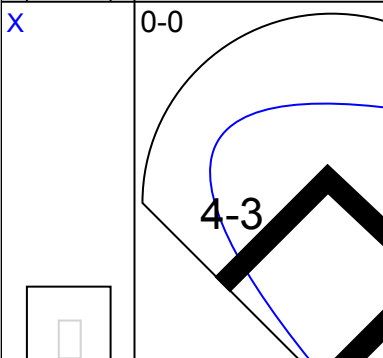

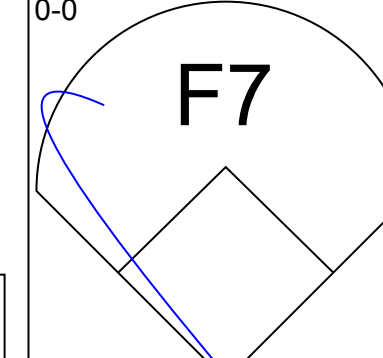
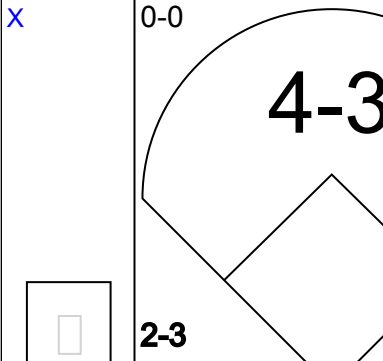


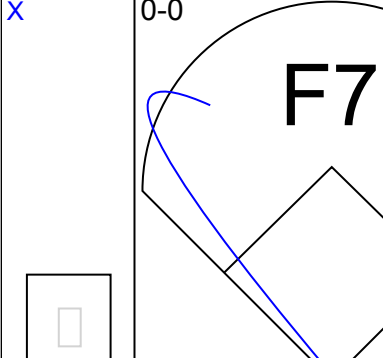


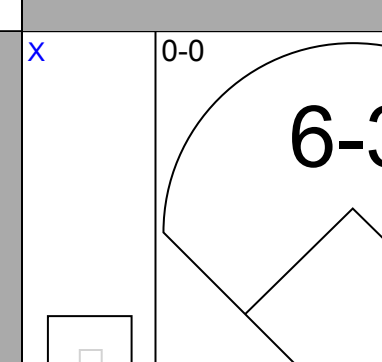
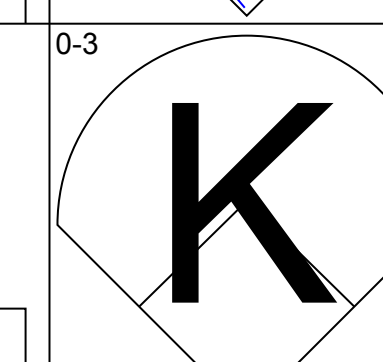
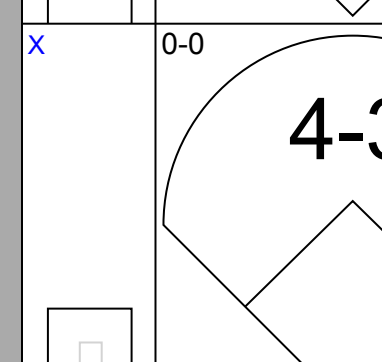
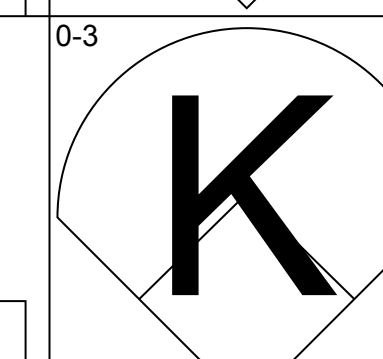
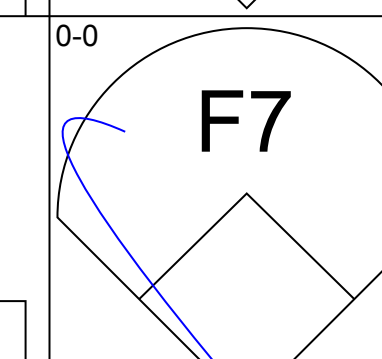
AB	34
R	2
H	10
RBI	2
BB	5
SO	1
LOB	23



Batter	1	2	3	4	5	6	7	8	9	AB	R	H	RBI	BB	SO	LOB	BOTTOM			
Gary Redus, R OBP: 0.335, SLG: 0.456										4	0	0	0	0	2	0	Chicago Cubs @ Philadelphia Phillies Veterans Stadium, Philadelphia, PA Sun Aug 03 1986, 3:33 AM EDT Att: 27,330 - Unknown			
Jeff Stone, L OBP: 0.318, SLG: 0.376										3	1	2	0	1	0	0				
Juan Samuel, R OBP: 0.306, SLG: 0.452										4	1	1	0	0	0	2				
Mike Schmidt, R OBP: 0.384, SLG: 0.546										2	1	1	3	2	0	0				
Von Hayes, L OBP: 0.377, SLG: 0.438										4	1	1	0	0	1	1				
Glenn Wilson, R OBP: 0.301, SLG: 0.391										4	1	2	1	0	0	2				
John Russell, R OBP: 0.313, SLG: 0.477										3	1	1	2	1	1	1				
Steve Jeltz, S OBP: 0.341, SLG: 0.265										3	0	0	0	0	1	2				
Bruce Ruffin, S OBP: 0.095, SLG: 0.143										3	0	0	0	0	3	2				
Steve Bedrosian, R OBP: 0.400, SLG: 0.250										0	0	0	0	0	0	0				
Inning Stats	R: 0 E: 0 K: 1 S: 4	H: 0 LOB: 0 BB: 1 P: 8	R: 2 E: 0 K: 0 S: 5	H: 2 LOB: 0 BB: 0 P: 5	R: 0 E: 0 K: 1 S: 6	H: 1 LOB: 1 BB: 0 P: 6	R: 0 E: 0 K: 0 S: 3	H: 0 LOB: 1 BB: 1 P: 7	R: 0 E: 0 K: 3 S: 9	H: 0 LOB: 0 BB: 0 P: 9	R: 0 E: 0 K: 0 S: 2	H: 0 LOB: 0 BB: 1 P: 6	R: 0 E: 0 K: 1 S: 6	H: 1 LOB: 2 BB: 1 P: 10	R: 4 E: 0 K: 2 S: 11	H: 4 LOB: 0 BB: 0 P: 11	1B: 3 2B: 1 3B: 1 HR: 3	SF: 0 SAC: 0 DP: 0 HBP: 0	WP: 0 PB: 0 SB: 1 CS: 1	PA: 36
PITCHER	IP WLS BF H R ER SO BB IBB HBP BLK WP HR S P ERA WHIP																			
Rick Sutcliffe, R ERA: 4.19	(1, 1) 4.0 16 3 2 2 2 2 0 0 0 0 0 0 11 18 26 4.50 1.250																			
Dave Gumpert, R ERA: 2.2	(5, 1) 2.0 6 0 0 0 3 1 0 0 0 0 0 0 11 15 0.00 0.500																			
Frank DiPino, L ERA: 4.73	(7, 1) 2.0 L 12 5 4 4 3 0 1 0 0 0 0 2 17 21 18.00 2.500																			

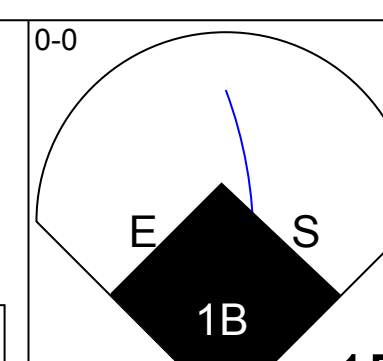
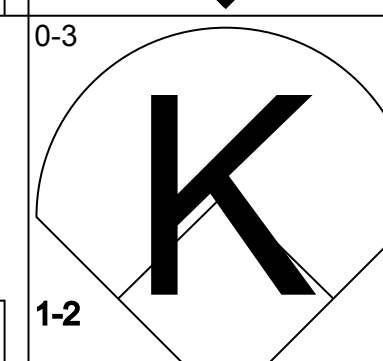
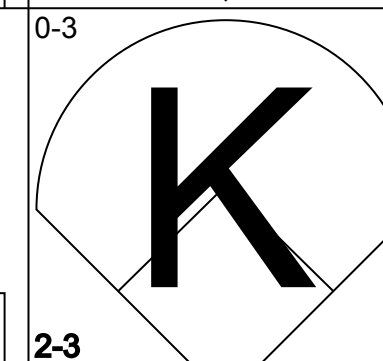
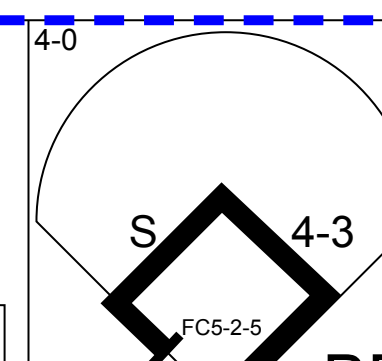
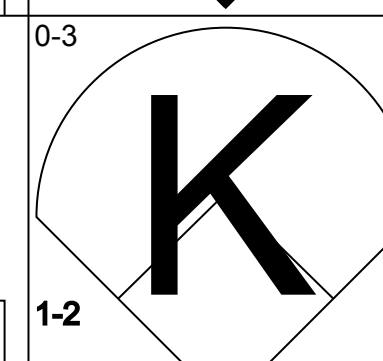
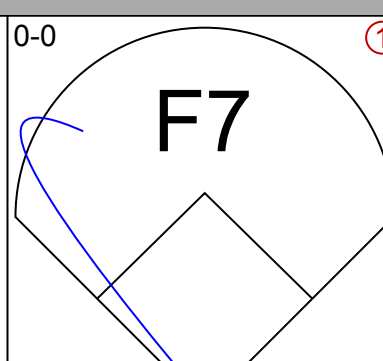
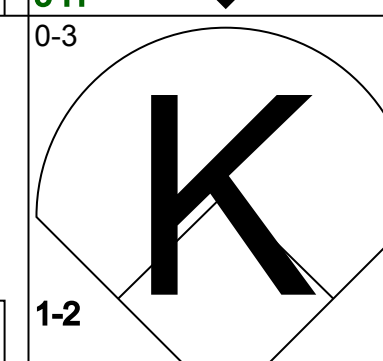
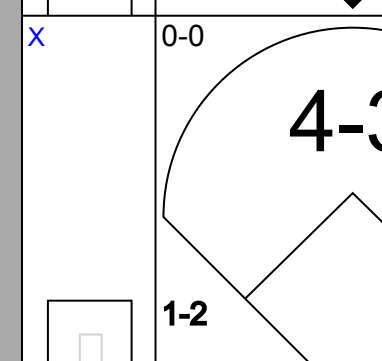
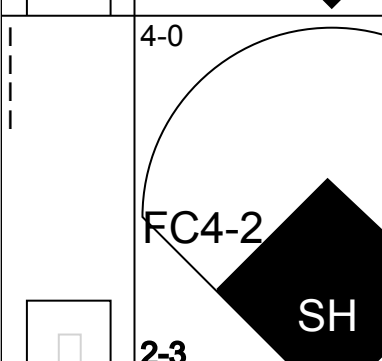
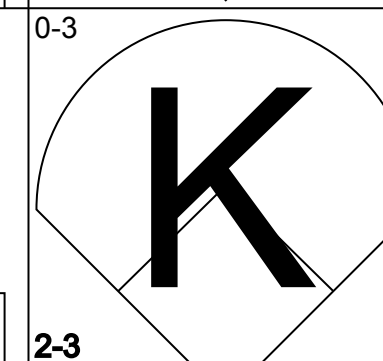
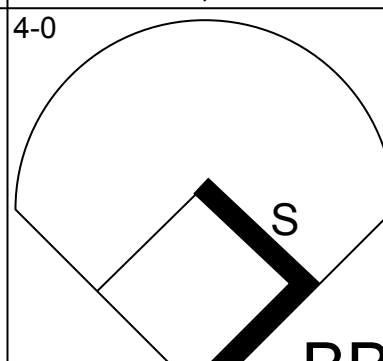
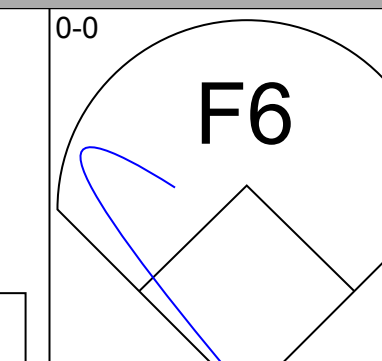
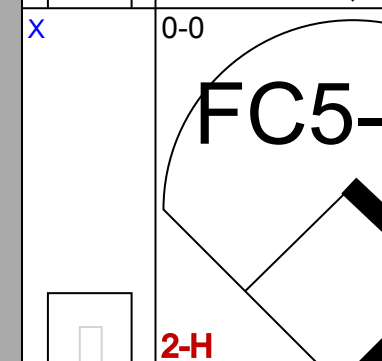
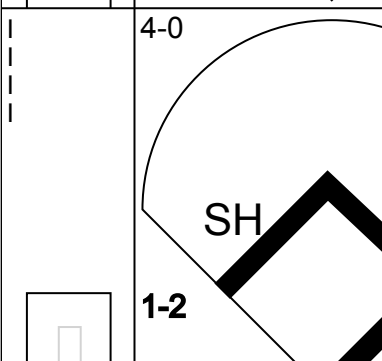
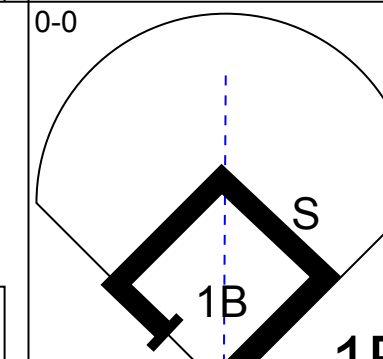
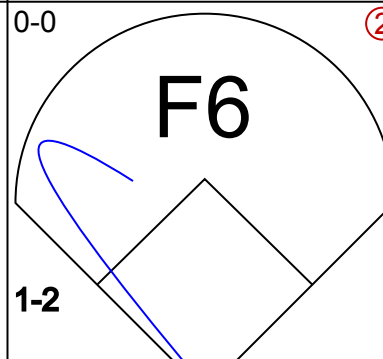
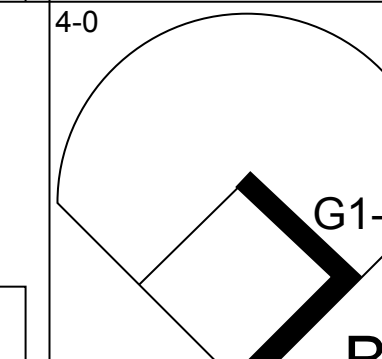
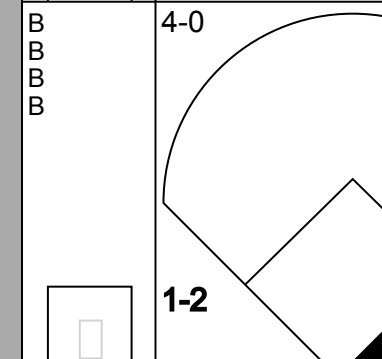
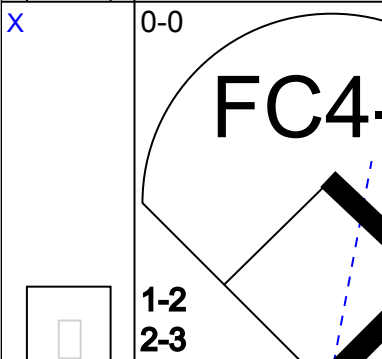
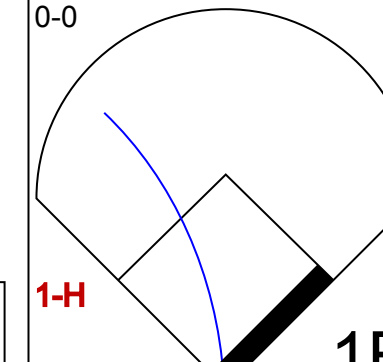
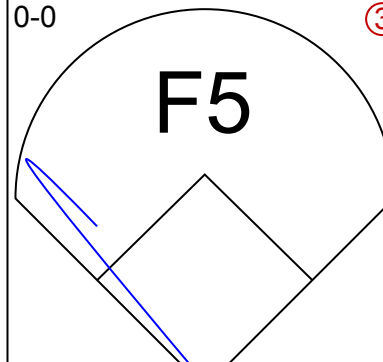
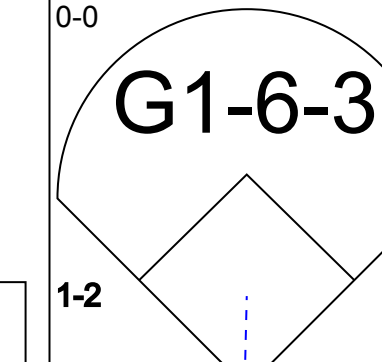
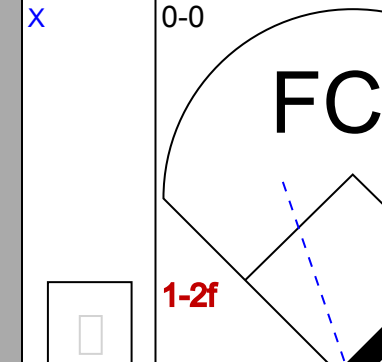
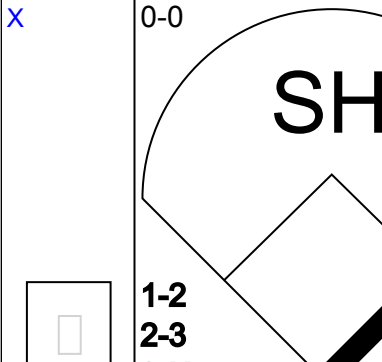
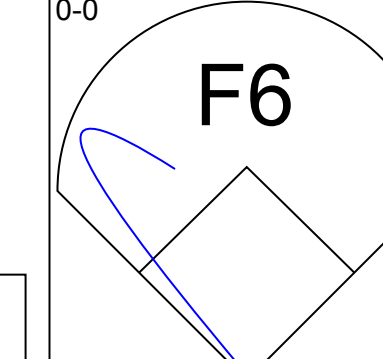
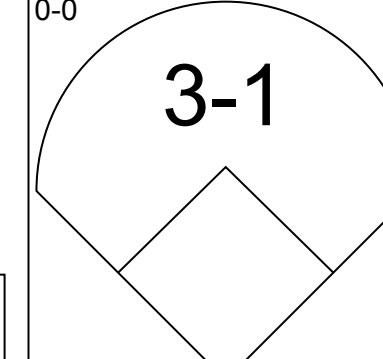
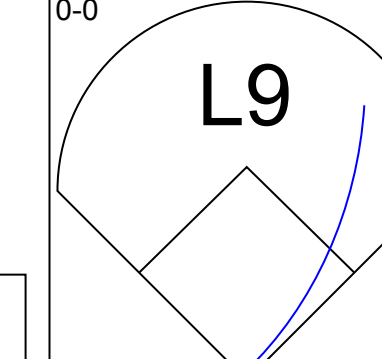
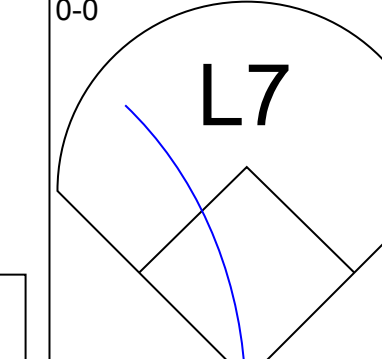
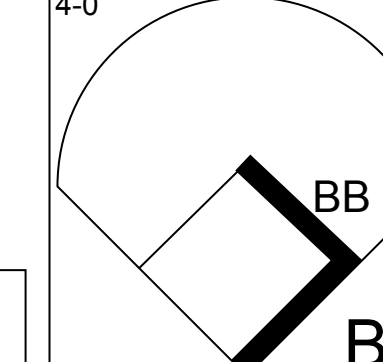
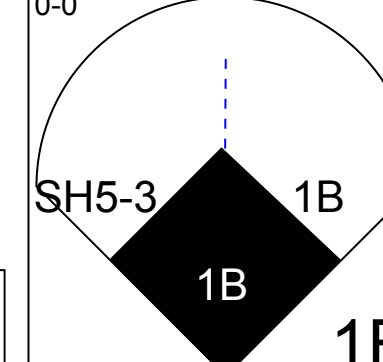
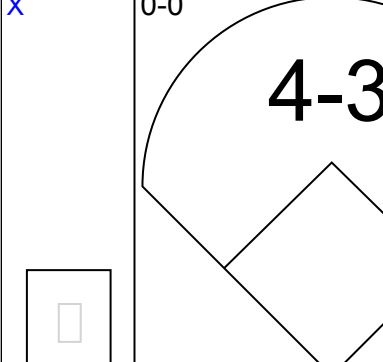
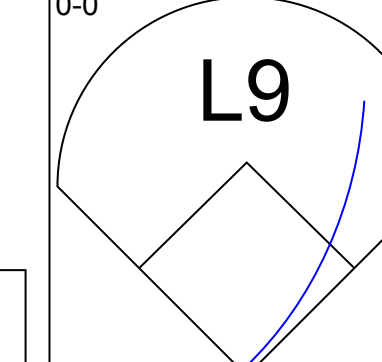
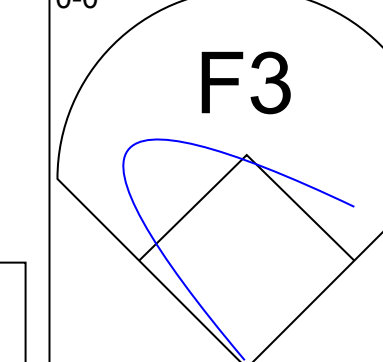
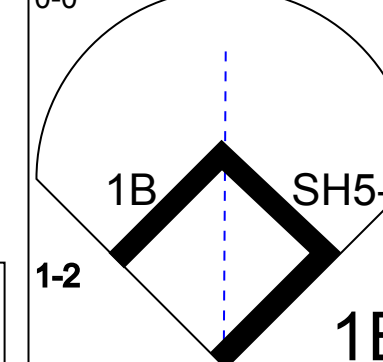
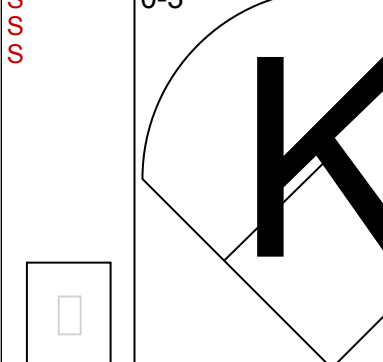
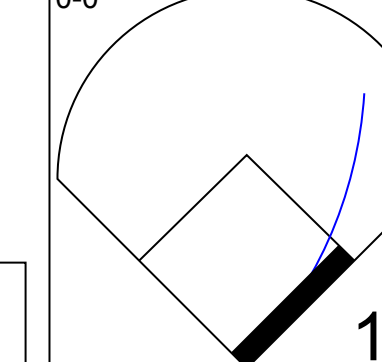

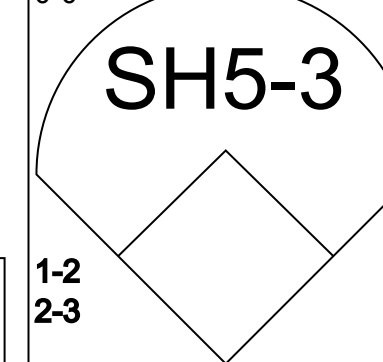

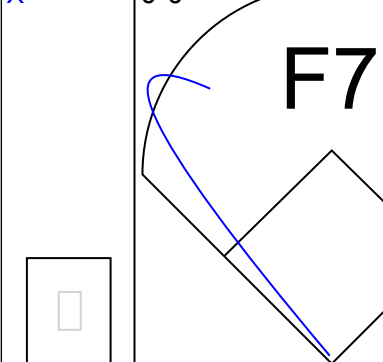
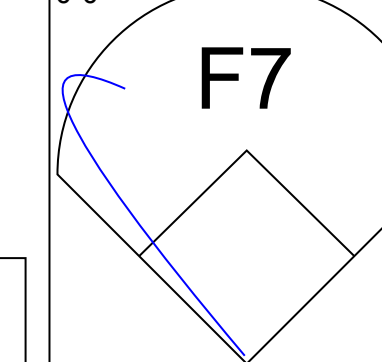
AB	30
R	6
H	8
RBI	6
BB	4
SO	8
LOB	10



Batter	1	2	3	4	5	6	7	8	9	AB	R	H	RBI	BB	SO	LOB	TOP										
Gary Redus, R OBP: 0.333, SLG: 0.448 (1, 7)										3	0	0	0	1	1	0	Philadelphia Phillies @ St. Louis Cardinals Busch Stadium, St. Louis, MO Mon Aug 04 1986, 7:05 PM CDT Att: 27,059 - Unknown										
Jeff Stone, L OBP: 0.317, SLG: 0.384 (1, 8)										4	1	1	0	0	0	1											
Juan Samuel, R OBP: 0.305, SLG: 0.452 (1, 4)										4	1	1	1	0	0	0											
Mike Schmidt, R OBP: 0.388, SLG: 0.550 (1, 3) (9, 5)										3	0	2	0	1	0	0											
Glenn Wilson, R OBP: 0.300, SLG: 0.390 (1, 9)										4	0	1	1	0	1	3											
Rick Schu, R OBP: 0.339, SLG: 0.405 (1, 5) Von Hayes, L OBP: 0.376, SLG: 0.437 (9, 3) (9, 3)										3	0	0	0	0	0	3											
John Russell, R OBP: 0.307, SLG: 0.467 (1, 2)										4	0	0	0	0	0	2											
Steve Jeltz, S OBP: 0.338, SLG: 0.262 (1, 6)										3	0	0	0	0	2	0											
Charles Hudson, S OBP: 0.056, SLG: 0.029 (1, 1) Francisco Melendez, L OBP: 0.333, SLG: 0.333 (7, PH) Dan Schatzeder, L OBP: 0.538, SLG: 0.714 (7, 1)										2	0	0	0	0	1	0											
Inning Stats	R: 2 E: 0 K: 1 S: 7	H: 2 LOB: 1 BB: 1 P: 11	R: 0 E: 0 K: 0 S: 7	H: 0 LOB: 0 BB: 0 P: 7	R: 0 E: 0 K: 0 S: 3	H: 0 LOB: 0 BB: 0 P: 3	R: 0 E: 0 K: 0 S: 4	H: 1 LOB: 1 BB: 0 P: 4	R: 0 E: 1 K: 1 S: 5	H: 0 LOB: 1 BB: 1 P: 9	R: 0 E: 0 K: 0 S: 4	H: 1 LOB: 1 BB: 0 P: 4	R: 0 E: 0 K: 0 S: 3	H: 0 LOB: 0 BB: 0 P: 3	R: 0 E: 0 K: 1 S: 6	H: 1 LOB: 1 BB: 0 P: 6		1B: 2 2B: 2 3B: 1 HR: 0	SF: 0 SAC: 0 DP: 0 HBP: 0	WP: 0 PB: 0 SB: 1 CS: 0	PA: 34						
PITCHER	IP	WLS	BF	H	R	ER	SO	BB	IBB	HBP	BLK	WP	HR	S	P	ERA	WHIP										
Tim Conroy, L ERA: 4.87 (1, 1)	8.0		30	4	2	2	4	1	1	0	0	0	0	36	44	2.25	0.625										
Todd Worrell, R ERA: 1.5 (9, 1)	1.0	W	4	1	0	0	1	0	0	0	0	0	0	6	6	0.00	1.000										

AB 32
R 2
H 5
RBI 2
BB 2
SO 5
LOB 10



Batter	1	2	3	4	5	6	7	8	9	AB	R	H	RBI	BB	SO	LOB	BOTTOM										
Vince Coleman, S OBP: 0.323, SLG: 0.309 (1, 8)										4	1	3	1	1	0	2	Philadelphia Phillies @ St. Louis Cardinals Busch Stadium, St. Louis, MO Mon Aug 04 1986, 7:05 PM CDT Att: 27,059 - Unknown										
Ozzie Smith, S OBP: 0.376, SLG: 0.344 (1, 6)										4	1	0	0	1	2	4											
Tom Herr, S OBP: 0.328, SLG: 0.296 (1, 4)										3	0	0	0	2	1	2											
Curt Ford, L OBP: 0.343, SLG: 0.395 (1, 7)										3	0	1	1	2	0	4											
Terry Pendleton, S OBP: 0.281, SLG: 0.293 (1, 5)										4	0	1	1	0	0	4											
Michael LaValliere, L OBP: 0.317, SLG: 0.285 (1, 2)										4	0	0	0	0	0	1											
Clint Hurdle, L OBP: 0.272, SLG: 0.277 (1, 3)										3	1	1	0	1	0	0											
Tito Landrum, R OBP: 0.256, SLG: 0.262 (1, 9)										4	0	2	0	0	1	1											
Tim Conroy, L OBP: 0.294, SLG: 0.333 (1, 1) Alan Knicely, R OBP: 0.353, SLG: 0.315 (8, PH) Todd Worrell, R OBP: 0.167, SLG: 0.500 (9, 1)										1	0	0	0	1	0	0											
Inning Stats	R: 1 E: 1 K: 2 S: 9	H: 3 LOB: 2 BB: 0 P: 9	R: 0 E: 0 K: 0 S: 3	H: 0 LOB: 2 BB: 2 P: 11	R: 0 E: 0 K: 0 S: 3	H: 0 LOB: 1 BB: 1 P: 7	R: 1 E: 0 K: 1 S: 8	H: 3 LOB: 2 BB: 0 P: 8	R: 0 E: 0 K: 0 S: 3	H: 0 LOB: 1 BB: 1 P: 7	R: 0 E: 0 K: 1 S: 5	H: 0 LOB: 0 BB: 0 P: 5	R: 0 E: 0 K: 0 S: 3	H: 0 LOB: 2 BB: 2 P: 11	R: 0 E: 0 K: 0 S: 4	H: 1 LOB: 1 BB: 0 P: 4		R: 1 E: 0 K: 0 S: 3	H: 1 LOB: 3 BB: 2 P: 11	1B: 7 2B: 1 3B: 0 HR: 0	SF: 0 SAC: 2 DP: 0 HBP: 0	WP: 0 PB: 0 SB: 6 CS: 0	PA: 41				
PITCHER	IP	WLS	BF	H	R	ER	SO	BB	IBB	HBP	BLK	WP	HR	S	P	ERA	WHIP										
Charles Hudson, R ERA: 4.65 (1, 1)	6.0		27	4	2	2	4	4	0	0	0	0	0	31	47	3.00	1.667										
Dan Schatzeder, L ERA: 3.08 (7, 1)	2.1	L	14	2	1	1	0	2	2	0	0	0	0	10	26	3.86	1.714										



Batter	1	2	3	4	5	6	7	8	9	AB	R	H	RBI	BB	SO	LOB	TOP			
Gary Redus, R OBP: 0.340, SLG: 0.467 (1, 7)	6-3		2H 1B			1B WP 1-3 1B		5-3		4	1	2	0	0	0	0	Philadelphia Phillies @ St. Louis Cardinals Busch Stadium, St. Louis, MO Wed Aug 06 1986, 7:05 PM CDT Att: 32,714 - Unknown			
Jeff Stone, L OBP: 0.319, SLG: 0.383 (1, 8)	F7			G3		BB 1-3 1B		G6-4-3 1B		4	0	2	0	0	0					
Juan Samuel, R OBP: 0.302, SLG: 0.445 (1, 4)	K			F8		1-3		G6-4-3 1B		4	0	0	1	0	1	2				
Mike Schmidt, R OBP: 0.387, SLG: 0.547 (1, 5)		F9		F8		BB IBB		6-3		3	0	0	0	1	0	0				
Von Hayes, L OBP: 0.376, SLG: 0.433 (1, 3)	1-3				F8	FC6-4 BB		4-3		3	0	0	0	1	0	0				
Glenn Wilson, R OBP: 0.302, SLG: 0.391 (1, 9)	F8				FC4-6 1B	FC6-4 1-2 2-3 BB		1B		4	0	2	0	0	0	3				
Ronn Reynolds, R OBP: 0.306, SLG: 0.500 (1, 2)					F7			F9		3	0	1	0	0	0	1				
Ron Roenicke, S OBP: 0.379, SLG: 0.387 (9, PH)			SH5 1B							1	0	0	0	0	0	1				
Luis Aguayo, R OBP: 0.240, SLG: 0.303 (1, 6)			F6		FC4-6 1-2			5-3		3	0	0	0	0	0	2				
Don Carman, L (1, 1)			SH5			4-3		6-3		2	0	0	0	0	0	0				
Inning Stats	R: 0 E: 0 K: 1 S: 5	H: 0 LOB: 0 BB: 0 P: 5	R: 0 E: 0 K: 0 S: 3	H: 0 LOB: 0 BB: 0 P: 3	R: 0 E: 0 K: 0 S: 4	H: 2 LOB: 2 BB: 0 P: 4	R: 0 E: 0 K: 0 S: 3	H: 0 LOB: 0 BB: 0 P: 3	R: 0 E: 0 K: 0 S: 4	H: 1 LOB: 1 BB: 0 P: 4	R: 1 E: 0 K: 0 S: 5	H: 2 LOB: 3 BB: 2 P: 13	R: 0 E: 0 K: 0 S: 3	H: 0 LOB: 0 BB: 0 P: 3	R: 0 E: 0 K: 0 S: 3	H: 1 LOB: 1 BB: 0 P: 4	1B: 7 2B: 0 3B: 0 HR: 0	SF: 0 SAC: 1 DP: 1 HBP: 0	WP: 1 PB: 0 SB: 0 CS: 0	PA: 34
PITCHER	IP WLS BF H R ER SO BB IBB HBP BLK WP HR S P ERA WHIP																			
Greg Mathews, L ERA: 3.33 (1, 1)	8.0 W 30 6 1 1 1 1 1 1 0 0 0 0 0 0 1.12 0.875																			
Todd Worrell, R ERA: 1.47 (9, 1)	1.0 S 4 1 0 0 0 0 0 0 0 0 0 0 0 0 0.00 1.000																			

AB	31
R	1
H	7
RBI	1
BB	2
SO	1
LOB	9



Batter	1	2	3	4	5	6	7	8	9	AB	R	H	RBI	BB	SO	LOB	BOTTOM			
Vince Coleman, S OBP: 0.323, SLG: 0.310 (1, 8)	5-3			BLK 1B		F8		1-3		4	1	1	0	0	0	0	Philadelphia Phillies @ St. Louis Cardinals Busch Stadium, St. Louis, MO Wed Aug 06 1986, 7:05 PM CDT Att: 32,714 - Unknown			
Ozzie Smith, S OBP: 0.375, SLG: 0.345 (1, 6)	F8			F4		F8		S BLK 2B		4	1	1	0	0	0	1				
Tom Herr, S OBP: 0.331, SLG: 0.301 (1, 4)	5-3			S 1B		F9		BLK S IBB		3	0	1	1	1	0	0				
Alan Knicely, R OBP: 0.361, SLG: 0.328 (1, 3)		G5-4-3 1B		K		1B		F7		4	0	2	0	0	1	2				
Terry Pendleton, S OBP: 0.281, SLG: 0.294 (1, 5)		G5-4-3 1-2		L9		F2				3	0	0	0	0	0	3				
Mike Heath, R OBP: 0.293, SLG: 0.321 (1, 2)		K			FC4-6 1B	F5				3	0	1	0	0	1	1				
Tito Landrum, R OBP: 0.257, SLG: 0.263 (1, 9)				5-3		F8		1-2 1B		3	0	1	0	0	0	1				
Curt Ford, L OBP: 0.340, SLG: 0.392 (1, 7)				5-3		FC4-6 FC5-4 1-2		1-3		3	0	0	0	0	0	3				
Greg Mathews, R OBP: 0.074, SLG: 0.038 (1, 1)					F8			F4		3	0	0	0	0	0	1				
Todd Worrell, R OBP: 0.167, SLG: 0.500 (9, 1)						FC5-4 1-2				0	0	0	0	0	0	0				
Inning Stats	R: 0 E: 0 K: 0 S: 3	H: 0 LOB: 0 BB: 0 P: 3	R: 0 E: 0 K: 1 S: 5	H: 1 LOB: 0 BB: 0 P: 5	R: 0 E: 0 K: 0 S: 3	H: 0 LOB: 0 BB: 0 P: 3	R: 1 E: 0 K: 1 S: 7	H: 2 LOB: 1 BB: 0 P: 7	R: 0 E: 0 K: 0 S: 4	H: 1 LOB: 1 BB: 0 P: 4	R: 0 E: 0 K: 0 S: 3	H: 0 LOB: 0 BB: 0 P: 3	R: 0 E: 0 K: 0 S: 5	H: 2 LOB: 2 BB: 0 P: 5	R: 1 E: 0 K: 0 S: 4	H: 1 LOB: 1 BB: 1 P: 8	1B: 6 2B: 1 3B: 0 HR: 0	SF: 0 SAC: 0 DP: 1 HBP: 0	WP: 0 PB: 0 SB: 3 CS: 0	PA: 31
PITCHER	IP WLS BF H R ER SO BB IBB HBP BLK WP HR S P ERA WHIP																			
Don Carman, L ERA: 3.38 (1, 1)	8.0 L 31 7 2 2 2 2 0 1 0 0 0 0 0 0 2.25 0.875																			

AB	30
R	2
H	7
RBI	1
BB	1
SO	2
LOB	12




Batter	1	2	3	4	5	6	7	8	9	AB	R	H	RBI	BB	SO	LOB	TOP								
Gary Redus, R OBP: 0.338, SLG: 0.478 (1, 7)	F7		HR		4-3			F9		4	1	1	1	0	0	1	Philadelphia Phillies @ St. Louis Cardinals Busch Stadium, St. Louis, MO Thu Aug 07 1986, 3:33 AM CDT Att: 23,171 - Unknown livebaseballscores.com								
Juan Samuel, R OBP: 0.299, SLG: 0.441 (1, 4)	E7		4-3				6-3	FC6-4		4	1	0	0	0	0	0									
Von Hayes, L OBP: 0.373, SLG: 0.428 (1, 3)	6-3		E1				K		3-1	4	0	0	0	0	1	0									
Mike Schmidt, R OBP: 0.389, SLG: 0.546 (1, 5)			CS		2B		6-3		1-3	4	0	2	0	0	0	0									
Glenn Wilson, R OBP: 0.301, SLG: 0.397 (1, 9)	F8				K			F8	HR	4	1	1	1	0	1	2									
Ron Roenicke, S OBP: 0.377, SLG: 0.382 (1, 8)		6-3			F8			F7	HR	3	1	0	0	1	0	1									
John Russell, R OBP: 0.302, SLG: 0.461 (1, 2)										3	0	1	0	0	0	0									
Dan Schatzeder, L OBP: 0.538, SLG: 0.714 (7, 1)	F9									0	0	0	0	0	0	0									
Steve Bedrosian, R OBP: 0.400, SLG: 0.250 (8, 1)										0	0	0	0	0	0	0									
Steve Jeltz, S OBP: 0.335, SLG: 0.260 (9, PH)					1-H				HR	1	1	1	2	0	0	0									
Rick Schu, R OBP: 0.342, SLG: 0.426 (8, 4)					2B					4	0	0	0	0	1	0									
Luis Aguayo, R OBP: 0.230, SLG: 0.290 (1, 6)	6-3				F4			K	F4	2	0	0	0	0	1	0									
Kevin Gross, R OBP: 0.182, SLG: 0.278 (1, 1)										1	0	1	0	0	0	0									
Ronn Reynolds, R OBP: 0.324, SLG: 0.514 (7, 2)			F6					FC6-4		1	0	1	0	0	0	0									
Inning Stats	R: 1 E: 1 K: 0 S: 5	H: 1 LOB: 1 BB: 0 P: 5	R: 0 E: 0 K: 0 S: 3	H: 0 LOB: 0 BB: 0 P: 3	R: 1 E: 1 K: 0 S: 4	H: 1 LOB: 0 BB: 0 P: 4	R: 0 E: 0 K: 1 S: 6	H: 2 LOB: 2 BB: 0 P: 6	R: 0 E: 0 K: 1 S: 5	H: 0 LOB: 0 BB: 0 P: 5	R: 0 E: 0 K: 0 S: 3	H: 0 LOB: 0 BB: 0 P: 3	R: 0 E: 0 K: 1 S: 6	H: 1 LOB: 1 BB: 0 P: 6	R: 3 E: 0 K: 0 S: 5	H: 2 LOB: 0 BB: 1 P: 9		1B: 3 2B: 1 3B: 0 HR: 3	SF: 0 SAC: 0 DP: 0 HBP: 0	WP: 0 PB: 0 SB: 0 CS: 1	PA: 36				
PITCHER	IP	WLS	BF	H	R	ER	SO	BB	IBB	HBP	BLK	WP	HR	S	P	ERA	WHIP								
John Tudor, L ERA: 2.73 (1, 1)	8.2	W	34	7	5	4	4	1	0	0	0	0	3	41	45	4.15	0.923								
Todd Worrell, R ERA: 1.46 (9, 1)	0.1	S	1	0	0	0	0	0	0	0	0	0	0	1	1	0.00	0.000								

Batter	1	2	3	4	5	6	7	8	9	AB	R	H	RBI	BB	SO	LOB	BOTTOM									
Vince Coleman, S OBP: 0.322, SLG: 0.309 (1, 8)	S WP SF9 1B		K					SH BB 1B		4	2	1	0	0	2	3	Philadelphia Phillies @ St. Louis Cardinals Busch Stadium, St. Louis, MO Thu Aug 07 1986, 3:33 AM CDT Att: 23,171 - Unknown livebaseballscores.com									
Ozzie Smith, S OBP: 0.376, SLG: 0.345 (1, 6)	SF9 1-2 BB		6-3					1B BB		3	0	1	1	2	1	2										
Tom Herr, S OBP: 0.332, SLG: 0.301 (1, 4)	F7		F8					1B		4	0	1	2	1	1	2										
Curt Ford, L OBP: 0.349, SLG: 0.398 (1, 7)	SF9 1-3 2-H							1B		3	1	2	1	1	0	2										
Terry Pendleton, S OBP: 0.278, SLG: 0.290 (1, 5)	F5							1B		5	0	0	0	0	0	8										
John Morris, L OBP: 0.500, SLG: 0.333 (1, 9)		S 1B								4	0	2	1	0	0	1										
Clint Hurdle, L OBP: 0.270, SLG: 0.271 (1, 3)	F6 1-3							1B SH 1B		3	1	1	0	1	0	2										
Michael LaValliere, L OBP: 0.309, SLG: 0.277 (1, 2)		K								4	0	1	0	0	1	3										
John Tudor, L OBP: 0.145, SLG: 0.161 (1, 1)										3	2	2	1	0	1	1										
Todd Worrell, R OBP: 0.167, SLG: 0.500 (9, 1)								BB SH 1B		0	0	0	0	0	0	0										
Inning Stats	R: 1 E: 0 K: 0 S: 4	H: 1 LOB: 1 BB: 1 P: 8	R: 0 E: 0 K: 2 S: 8	H: 1 LOB: 0 BB: 0 P: 8	R: 0 E: 0 K: 1 S: 5	H: 0 LOB: 0 BB: 0 P: 5	R: 0 E: 0 K: 0 S: 4	H: 1 LOB: 1 BB: 0 P: 4	R: 1 E: 0 K: 2 S: 5	H: 2 LOB: 3 BB: 2 P: 13	R: 1 E: 1 K: 2 S: 10	H: 2 LOB: 2 BB: 0 P: 10	R: 1 E: 0 K: 1 S: 7	H: 2 LOB: 2 BB: 1 P: 11	R: 2 E: 0 K: 0 S: 5	H: 2 LOB: 1 BB: 1 P: 9		1B: 10 2B: 2 3B: 0 HR: 0	SF: 1 SAC: 2 DP: 1 HBP: 0	WP: 1 PB: 0 SB: 5 CS: 0	PA: 41					
PITCHER	IP	WLS	BF	H	R	ER	SO	BB	IBB	HBP	BLK	WP	HR	S	P	ERA		WHIP								
Kevin Gross, R ERA: 4.0 (1, 1)	6.2	L	34	9	4	4	6	4	0	0	0	0	0	42	58	5.40		1.950								
Dan Schatzeder, L ERA: 3.34 (7, 1)	0.1		4	1	2	2	0	1	0	0	0	0	0	3	7	54.00		6.000								
Steve Bedrosian, R ERA: 2.9 (8, 1)	1.0		3	1	0	0	0	0	0	0	0	0	0	3	3	0.00		1.000								


Batter	1	2	3	4	5	6	7	8	9	AB	R	H	RBI	BB	SO	LOB	TOP								
Gary Redus, R OBP: 0.336, SLG: 0.473 (1, 7)	F3		6-3			F6		S 1B		4	0	1	0	0	0	1	Philadelphia Phillies @ Chicago Cubs Wrigley Field, Chicago, IL Fri Aug 08 1986, 3:33 AM CDT Att: 27,811 - Unknown								
Jeff Stone, L OBP: 0.318, SLG: 0.396 (1, 8)	K		4-3			HR		F7		4	1	1	1	0	1	2									
Juan Samuel, R OBP: 0.301, SLG: 0.440 (1, 4)	5-3					BB BB		K		3	0	1	0	1	1	1									
Mike Schmidt, R OBP: 0.390, SLG: 0.543 (1, 5)		F7				BB BB		BB		2	0	0	0	2	0	1									
Von Hayes, L OBP: 0.369, SLG: 0.424 (1, 3)	F4					BB		IBB		4	0	0	0	0	0	4									
Glenn Wilson, R OBP: 0.303, SLG: 0.402 (1, 9)										3	0	1	0	1	0	0									
John Russell, R OBP: 0.298, SLG: 0.455 (9, PH)										3	0	0	0	0	1	2									
Greg Gross, L OBP: 0.394, SLG: 0.321 (9, PH)	F4					K		F6		1	0	0	0	0	0	0									
Steve Jeltz, S OBP: 0.335, SLG: 0.260 (9, PH)						F7		K		3	0	1	0	0	1	1									
Ron Roenicke, S OBP: 0.370, SLG: 0.385 (9, PH)			S 1B							1	0	1	0	0	0	0									
Bruce Ruffin, S OBP: 0.087, SLG: 0.130 (7, PH)										2	0	0	0	0	1	1									
Rick Schu, R OBP: 0.340, SLG: 0.424 (7, 1)			P3			K		F6		1	0	0	0	0	0	0									
Kent Tekulve, R OBP: 0.200, SLG: 0.200 (9, PH)								F7		1	0	0	0	0	0	1									
Francisco Melendez, L OBP: 0.200, SLG: 0.200 (9, PH)										1	0	0	0	0	0	1									
Inning Stats	R: 0 E: 0 K: 1 S: 5	H: 0 LOB: 0 BB: 0 P: 5	R: 0 E: 0 K: 0 S: 4	H: 1 LOB: 1 BB: 0 P: 4	R: 0 E: 0 K: 0 S: 4	H: 1 LOB: 1 BB: 0 P: 4	R: 0 E: 0 K: 0 S: 3	H: 1 LOB: 0 BB: 0 P: 3	R: 0 E: 0 K: 1 S: 5	H: 0 LOB: 0 BB: 0 P: 5	R: 1 E: 0 K: 1 S: 6	H: 1 LOB: 2 BB: 2 P: 14	R: 0 E: 0 K: 1 S: 5	H: 0 LOB: 1 BB: 1 P: 9	R: 0 E: 0 K: 1 S: 6	H: 1 LOB: 1 BB: 0 P: 10	R: 0 E: 0 K: 0 S: 4	H: 1 LOB: 1 BB: 0 P: 4	1B: 4 2B: 1 3B: 1 HR: 1	SF: 0 SAC: 0 DP: 1 HBP: 0	WP: 0 PB: 0 SB: 3 CS: 0	PA: 36			
PITCHER	IP	WLS	BF	H	R	ER	SO	BB	IBB	HBP	BLK	WP	HR	S	P	ERA	WHIP								
Rick Sutcliffe, R ERA: 4.07 (1, 1)	5.2		22	4	1	1	3	2	0	0	0	0	1	26	34	1.59	1.059								
Steve Trout, L ERA: 4.53 (6, 1)	2.1	W	10	1	0	0	2	1	1	0	0	0	0	12	20	0.00	0.857								
Lee Smith, R ERA: 2.86 (9, 1)	1.0	S	4	1	0	0	0	0	0	0	0	0	0	4	4	0.00	1.000								

Batter	1	2	3	4	5	6	7	8	9	AB	R	H	RBI	BB	SO	LOB	BOTTOM								
Bob Dernier, R OBP: 0.261, SLG: 0.263 (1, 8)	F9					23 E 1B		F8		4	1	2	0	0	0	0	Philadelphia Phillies @ Chicago Cubs Wrigley Field, Chicago, IL Fri Aug 08 1986, 3:33 AM CDT Att: 27,811 - Unknown								
23 Ryne Sandberg, R OBP: 0.321, SLG: 0.418 (1, 4)	K		4-3			E3 4-3 1B		5-3		4	1	1	1	0	1	1									
Gary Matthews, R OBP: 0.360, SLG: 0.453 (1, 7)										3	0	1	0	0	1	1									
Terry Francona, L OBP: 0.266, SLG: 0.270 (6, 7)	FC5-4 1B					K		G3		1	0	0	0	0	0	0									
Keith Moreland, R OBP: 0.336, SLG: 0.377 (1, 9)	FC5-4 1-2					4-3				2	0	0	0	1	0	2									
Jody Davis, R OBP: 0.292, SLG: 0.430 (1, 2)			6-3			2-3		FC6 1B		3	0	1	1	0	0	1									
Ron Cey, R OBP: 0.385, SLG: 0.527 (1, 5)										3	0	0	0	0	0	2									
Chris Speier, R OBP: 0.357, SLG: 0.442 (9, 5)			6-3			G3		FC6		0	0	0	0	0	0	0									
Leon Durham, L OBP: 0.329, SLG: 0.393 (1, 3)			K							3	0	0	0	0	2	0									
Shawon Dunston, R OBP: 0.299, SLG: 0.435 (1, 6)										3	0	0	0	0	0	0									
Rick Sutcliffe, L OBP: 0.205, SLG: 0.333 (1, 1)										2	0	0	0	0	1	0									
Steve Trout, L OBP: 0.211, SLG: 0.216 (6, 1)			K							1	0	0	0	0	0	0									
Lee Smith, R ERA: 2.79 (9, 1)						F1		4-3		0	0	0	0	0	0	0									
Inning Stats	R: 0 E: 0 K: 1 S: 6	H: 1 LOB: 1 BB: 0 P: 6	R: 0 E: 0 K: 1 S: 5	H: 0 LOB: 0 BB: 0 P: 5	R: 0 E: 0 K: 1 S: 6	H: 1 LOB: 1 BB: 0 P: 6	R: 0 E: 0 K: 0 S: 3	H: 0 LOB: 1 BB: 1 P: 7	R: 0 E: 0 K: 1 S: 5	H: 0 LOB: 0 BB: 0 P: 5	R: 2 E: 1 K: 1 S: 8	H: 3 LOB: 1 BB: 0 P: 8	R: 0 E: 0 K: 0 S: 3	H: 0 LOB: 0 BB: 0 P: 3	R: 0 E: 0 K: 0 S: 3	H: 0 LOB: 0 BB: 0 P: 3	R: 0 E: 0 K: 0 S: 4	H: 0 LOB: 0 BB: 0 P: 4	1B: 4 2B: 1 3B: 0 HR: 0	SF: 0 SAC: 0 DP: 0 HBP: 0	WP: 0 PB: 0 SB: 2 CS: 0	PA: 30			
PITCHER	IP	WLS	BF	H	R	ER	SO	BB	IBB	HBP	BLK	WP	HR	S	P	ERA	WHIP								
Bruce Ruffin, L ERA: 2.92 (1, 1)	6.0	L	24	5	2	1	5	1	0	0	0	0	0	33	37	1.50	1.000								
Kent Tekulve, R ERA: 2.79 (7, 1)	2.0		6	0	0	0	0	0	0	0	0	0	0	6	6	0.00	0.000								

AB 32
R 1
H 6
RBI 1
BB 4
SO 5
LOB 15



AB 29
R 2
H 5
RBI 2
BB 1
SO 5
LOB 7



Batter	1	2	3	4	5	6	7	8	9	AB	R	H	RBI	BB	SO	LOB	TOP								
Jeff Stone, L OBP: 0.320, SLG: 0.396 (1, 8)	B3		2B 1B		2B SF7 1B	K			B5-3	5	2	2	0	0	1	2	Philadelphia Phillies @ Chicago Cubs Wrigley Field, Chicago, IL Sat Aug 09 1986, 3:33 AM CDT Att: 33,003 - Unknown								
Juan Samuel, R OBP: 0.304, SLG: 0.447 (1, 4)	G3 1B		1B 2B		1B 2B	K		6-3	5	1	3	2	0	1	2										
Von Hayes, L OBP: 0.370, SLG: 0.425 (1, 3)	G3		1B 1B		SF7			K	4	0	2	1	0	1	1										
Mike Schmidt, R OBP: 0.388, SLG: 0.540 (1, 5)	F8		1B		F9			K	4	0	1	0	0	1	3										
Ron Roenicke, S OBP: 0.381, SLG: 0.384 (1, 7)		F8 BB	F1		1B			K	3	0	1	1	1	1	2										
Glenn Wilson, R OBP: 0.300, SLG: 0.397 (1, 9)	F8				F9			4-3	4	0	0	0	0	0	2										
Ronn Reynolds, R OBP: 0.317, SLG: 0.487 (1, 2)	K				FC6-4 1B	5-3		4-3	4	0	1	0	0	1	0										
Steve Jeltz, S OBP: 0.340, SLG: 0.264 (1, 6)			1B 2B BB		FC6-4	1B		FC6-4 1B	3	1	2	0	1	0	1										
Charles Hudson, S OBP: 0.077, SLG: 0.053 Kent Tekulve, R (6, 1)			K		K			FC6-4	3	0	1	0	0	2	2										
Rick Schu, R OBP: 0.339, SLG: 0.421 Steve Bedrosian, R OBP: 0.400, SLG: 0.250 (8, 1)						1B		1-2	0	0	0	0	0	0	0										
Inning Stats	R: 0 E: 0 K: 0 S: 4	H: 1 LOB: 1 BB: 0 P: 4	R: 0 E: 0 K: 1 S: 4	H: 0 LOB: 0 BB: 1 P: 8	R: 2 E: 0 K: 1 S: 8	H: 4 LOB: 2 BB: 1 P: 12	R: 0 E: 0 K: 1 S: 6	H: 1 LOB: 1 BB: 0 P: 6	R: 2 E: 0 K: 2 S: 9	H: 3 LOB: 1 BB: 0 P: 9	R: 0 E: 0 K: 2 S: 7	H: 1 LOB: 0 BB: 0 P: 7	R: 0 E: 0 K: 0 S: 4	H: 1 LOB: 1 BB: 0 P: 4	R: 0 E: 0 K: 1 S: 5	H: 0 LOB: 0 BB: 0 P: 5	1B: 11 2B: 2 3B: 0 HR: 0	SF: 1 SAC: 0 DP: 0 HBP: 0	WP: 0 PB: 0 SB: 2 CS: 1	PA: 39					
PITCHER	IP	WLS	BF	H	R	ER	SO	BB	IBB	HBP	BLK	WP	HR	S	P	ERA	WHIP								
Dennis Eckersley, R ERA: 4.7 (1, 1)	5.0	L	24	9	4	4	3	2	0	0	0	0	0	28	36	7.20	2.200								
George Frazier, R ERA: 5.33 (6, 1)	2.0		8	3	0	0	4	0	0	0	0	0	0	16	16	0.00	1.500								
Ray Fontenot, L ERA: 4.15 (8, 1)	2.0		7	1	0	0	1	0	0	0	0	0	0	9	9	0.00	0.500								

Batter	1	2	3	4	5	6	7	8	9	AB	R	H	RBI	BB	SO	LOB	BOTTOM								
Bob Dernier, R OBP: 0.261, SLG: 0.263 (1, 8)	6-3		6-3		23 S 1B				4-3	4	0	1	0	0	0	0	Philadelphia Phillies @ Chicago Cubs Wrigley Field, Chicago, IL Sat Aug 09 1986, 3:33 AM CDT Att: 33,003 - Unknown								
23 Ryne Sandberg, R OBP: 0.323, SLG: 0.425 (1, 4)	HR		BB		F8			6-3	3	1	1	1	1	0	1										
Gary Matthews, R OBP: 0.362, SLG: 0.465 (1, 7)	L8		K			HR		5-3 1B	4	1	2	1	0	1	1										
Jerry Mumphy, S OBP: 0.371, SLG: 0.402 (1, 9)	4-3				K			5-3 1B	4	0	1	0	0	1	1										
Leon Durham, L OBP: 0.328, SLG: 0.395 (1, 3)		G3			2B			K	4	0	1	0	0	1	1										
Jody Davis, R OBP: 0.291, SLG: 0.429 (1, 2)		F5			5-3			F9	4	0	1	0	0	0	1										
Ron Cey, R OBP: 0.383, SLG: 0.522 (1, 5)		1B 1B			K			F9	4	0	1	0	0	1	3										
Shawon Dunston, R OBP: 0.301, SLG: 0.436 (1, 6)		1B			L5			F9	4	0	2	0	0	0	2										
Dennis Eckersley, R OBP: 0.173, SLG: 0.320 Chris Spenser, R OBP: 0.294, SLG: 0.437 George Frazier, R (5, PH) (6, 1)			K		K			F7	1	0	0	0	0	1	0										
Terry Francona, L OBP: 0.263, SLG: 0.387 Ray Fontenot, L OBP: 0.392, SLG: 0.200 Thad Bosley, L OBP: 0.370, SLG: 0.337 (7, PH) (8, 1) (9, PH)					K			F8	1	0	0	0	0	0	1										
Inning Stats	R: 1 E: 0 K: 0 S: 4	H: 1 LOB: 0 BB: 0 P: 4	R: 0 E: 0 K: 0 S: 4	H: 2 LOB: 2 BB: 0 P: 4	R: 0 E: 0 K: 2 S: 7	H: 0 LOB: 1 BB: 1 P: 11	R: 0 E: 0 K: 2 S: 8	H: 1 LOB: 1 BB: 0 P: 8	R: 0 E: 0 K: 1 S: 6	H: 1 LOB: 1 BB: 0 P: 6	R: 1 E: 0 K: 0 S: 6	H: 3 LOB: 2 BB: 0 P: 6	R: 0 E: 0 K: 0 S: 3	H: 0 LOB: 0 BB: 0 P: 3	R: 0 E: 0 K: 1 S: 5	H: 1 LOB: 0 BB: 0 P: 5	R: 0 E: 0 K: 0 S: 4	H: 1 LOB: 1 BB: 0 P: 4	1B: 7 2B: 2 3B: 0 HR: 2	SF: 0 SAC: 0 DP: 1 HBP: 0	WP: 0 PB: 0 SB: 1 CS: 0	PA: 36			
PITCHER	IP	WLS	BF	H	R	ER	SO	BB	IBB	HBP	BLK	WP	HR	S	P	ERA	WHIP								
Charles Hudson, R ERA: 4.59 (1, 1)	5.1	W	24	8	2	2	5	1	0	0	0	0	0	33	37	3.38	1.688								
Kent Tekulve, R ERA: 2.71 (6, 1)	1.2		5	0	0	0	0	0	0	0	0	0	0	5	5	0.00	0.000								
Steve Bedrosian, R ERA: 2.8 (8, 1)	2.0	S	7	2	0	0	1	0	0	0	0	0	0	9	9	0.00	1.000								

Batter	1	2	3	4	5	6	7	8	9	AB	R	H	RBI	BB	SO	LOB	TOP			
Jeff Stone, L (1, 8) OBP: 0.314, SLG: 0.388	F7			6-3		G6-3			K	4	0	0	0	0	1	1	Philadelphia Phillies @ Chicago Cubs Wrigley Field, Chicago, IL Sun Aug 10 1986, 3:33 AM CDT Att: 30,009 - Unknown			
Juan Samuel, R (1, 4) OBP: 0.304, SLG: 0.445	6-3			CS 1B		6-3			K	4	0	1	0	0	1	0				
Von Hayes, L (1, 3) OBP: 0.371, SLG: 0.428	K			1-2 2B					K	4	0	2	0	0	2	0				
Mike Schmidt, R (1, 5) OBP: 0.386, SLG: 0.536				6-3		4-3			F6	3	0	0	0	0	2					
Ron Roenicke, S (1, 7) OBP: 0.376, SLG: 0.379				G3					G5-4-3	3	0	0	0	0	1					
Glenn Wilson, R (1, 9) OBP: 0.300, SLG: 0.397				F9					F7	3	0	1	0	0	0	0				
Ronn Reynolds, R (1, 2) OBP: 0.318, SLG: 0.476									FC4-6 1B	3	0	1	0	0	2	1				
Steve Jeltz, S (1, 6) OBP: 0.337, SLG: 0.262				L5					F7	3	0	0	0	0	2					
Mike Maddux, L (1, 1) Francisco Melendez, L (6, PH) Tom Hume, R (6, 1) Greg Gross, L (8, PH) Dan Schatzeder, L (8, 1)				6-3					G6-3 1B	1	0	0	0	0	0	0				
Inning Stats	R: 0 E: 0 K: 1 S: 5	H: 0 LOB: 0 BB: 0 P: 5	R: 0 E: 0 K: 0 S: 3	H: 0 LOB: 0 BB: 0 P: 3	R: 0 E: 0 K: 1 S: 5	H: 0 LOB: 0 BB: 0 P: 5	R: 0 E: 0 K: 0 S: 4	H: 2 LOB: 1 BB: 0 P: 4	R: 0 E: 0 K: 0 S: 4	H: 1 LOB: 1 BB: 0 P: 4	R: 0 E: 0 K: 0 S: 3	H: 1 LOB: 0 BB: 0 P: 3	R: 0 E: 0 K: 0 S: 3	H: 1 LOB: 1 BB: 0 P: 8	R: 0 E: 0 K: 2 S: 9	H: 0 LOB: 0 BB: 0 P: 9		1B: 5 2B: 1 3B: 0 HR: 0	SF: 0 SAC: 0 DP: 2 HBP: 0	WP: 0 PB: 0 SB: 0 CS: 1
PITCHER Ed Lynch, R (1, 1) ERA: 2.98	IP: 9.0 WLS: W BF: 30 H: 6 R: 0 ER: 0 SO: 7 BB: 0 IBB: 0 HBP: 0 BLK: 0 WP: 0 HR: 0 S: 44 P: 44 ERA: 0.00 WHIP: 0.667																			

Batter	1	2	3	4	5	6	7	8	9	AB	R	H	RBI	BB	SO	LOB	BOTTOM			
Bob Dernier, R (1, 8) OBP: 0.261, SLG: 0.260	23 E 23 S HR BB					L4			CS	3	1	0	0	1	0	0	Philadelphia Phillies @ Chicago Cubs Wrigley Field, Chicago, IL Sun Aug 10 1986, 3:33 AM CDT Att: 30,009 - Unknown			
23 Ryne Sandberg, R (1, 4) OBP: 0.326, SLG: 0.426	HR 1B					K			S 2B BB	3	2	2	0	1	1	0				
Gary Matthews, R (1, 7) Terry Francona, L (8, 7)	HR					1B 1B			5-3	4	1	2	3	0	1	2				
Keith Moreland, R (1, 9) OBP: 0.338, SLG: 0.380	HR					1B 1B			K	0	0	0	0	0	0	0				
Leon Durham, L (1, 3) OBP: 0.327, SLG: 0.391	HR					1B			F8	4	0	2	1	0	0	1				
Jody Davis, R (1, 2) OBP: 0.293, SLG: 0.428	HR					1B			F7	3	0	0	0	1	0	1				
Ron Cey, R (1, 5) Chris Speier, R (7, 5)	HR					1B			FC5	3	0	1	0	1	0	2				
Shawon Dunston, R (1, 6) OBP: 0.301, SLG: 0.435	HR					BB			4-3	3	0	1	0	0	1	1				
Ed Lynch, R (1, 1)	HR					1B			5-3	3	0	1	0	1	0	2				
Inning Stats	R: 3 E: 0 K: 0 S: 6	H: 3 LOB: 1 BB: 1 P: 10	R: 0 E: 0 K: 0 S: 3	H: 0 LOB: 0 BB: 0 P: 3	R: 0 E: 0 K: 1 S: 6	H: 2 LOB: 1 BB: 0 P: 6	R: 0 E: 0 K: 2 S: 7	H: 0 LOB: 1 BB: 1 P: 11	R: 1 E: 0 K: 0 S: 4	H: 1 LOB: 2 BB: 2 P: 12	R: 0 E: 0 K: 1 S: 5	H: 1 LOB: 0 BB: 0 P: 5	R: 0 E: 0 K: 1 S: 6	H: 1 LOB: 1 BB: 0 P: 6	R: 0 E: 0 K: 0 S: 3	H: 0 LOB: 0 BB: 0 P: 3		1B: 6 2B: 1 3B: 0 HR: 1	SF: 0 SAC: 0 DP: 0 HBP: 0	WP: 0 PB: 0 SB: 3 CS: 1
PITCHER Mike Maddux, R (1, 1) ERA: 8.1 Tom Hume, R (6, 1) Dan Schatzeder, L (8, 1) ERA: 3.29	IP: 5.0 WLS: L BF: 24 H: 6 R: 4 ER: 4 SO: 4 BB: 4 IBB: 0 HBP: 0 BLK: 0 WP: 0 HR: 1 S: 26 P: 42 ERA: 7.20 WHIP: 1.800																			

Batter	1	2	3	4	5	6	7	8	9	AB	R	H	RBI	BB	SO	LOB	TOP			
Lenny Dykstra, L (1, 8) OBP: 0.401, SLG: 0.498	0-0 HR		4-0 BB		0-0 F8		0-3 K			3	1	1	1	1	1	2				
Wally Backman, S (1, 4) OBP: 0.376, SLG: 0.382	4-0 BB		0-0 E9 1B		0-0 B3		0-0 1B			3	0	2	0	1	0	1				
Keith Hernandez, L (1, 3) OBP: 0.390, SLG: 0.435	0-3 K		0-0 F8		0-3 K		0-0 F7			4	0	0	0	0	2	6				
Gary Carter, R (1, 2) OBP: 0.340, SLG: 0.436	0-0 G5-4-3			4-0 BB		0-0 F9		1-0 FC6-4 HBP		2	0	0	0	1	0	1				
Darryl Strawberry, L (1, 9) OBP: 0.373, SLG: 0.518		0-3 K		0-0 F7		0-0 G3		0-0 FC6-4 L5-3		4	0	0	0	0	1	2				
Mookie Wilson, S (1, 7) OBP: 0.353, SLG: 0.470		0-0 F7		0-3 K		0-0 1B		0-0 L5-3		4	0	1	0	0	1	2				
Howard Johnson, S (1, 5) OBP: 0.360, SLG: 0.503		0-0 F4		0-0 E6 1B		0-3 K		0-3 K		4	0	1	0	0	2	1				
Rafael Santana, R (1, 6) OBP: 0.262, SLG: 0.213			0-3 K		0-0 F6		0-0 E6 1B		0-3 K	3	0	0	0	0	1	2	AB 32			
Ray Knight, R (9, PH) OBP: 0.349, SLG: 0.434										1	0	0	0	0	1	0	R 1			
Rick Aguilera, R (1, 1) OBP: 0.250, SLG: 0.351										2	0	1	0	0	0	0	H 6			
Danny Heep, L (7, PH) OBP: 0.390, SLG: 0.410			5-3							1	0	0	0	0	1	1	RBI 1			
Doug Sisk, R (7, 1) OBP: 0.392, SLG: 0.292										0	0	0	0	0	0	0	BB 3			
Lee Mazzilli, S (9, PH) OBP: 0.392, SLG: 0.292										1	0	0	0	0	0	0	SO 10			
										0	0	0	0	0	0	0	LOB 18			
Inning Stats	R: 1 E: 0 K: 1 S: 5	H: 1 LOB: 0 BB: 1 P: 9	R: 0 E: 0 K: 1 S: 5	H: 0 LOB: 0 BB: 0 P: 5	R: 0 E: 1 K: 1 S: 6	H: 1 LOB: 2 BB: 1 P: 10	R: 0 E: 1 K: 1 S: 6	H: 1 LOB: 2 BB: 0 P: 10	R: 0 E: 0 K: 1 S: 6	H: 1 LOB: 1 BB: 0 P: 6	R: 0 E: 0 K: 2 S: 9	H: 1 LOB: 2 BB: 0 P: 9	R: 0 E: 0 K: 0 S: 2	H: 0 LOB: 0 BB: 0 P: 3	R: 0 E: 0 K: 2 S: 7	H: 0 LOB: 0 BB: 0 P: 7	1B: 5 2B: 1 3B: 0 HR: 1	SF: 0 SAC: 0 DP: 2 HBP: 1	WP: 0 PB: 0 SB: 0 CS: 0	PA: 36
PITCHER Kevin Gross, R (1, 1) ERA: 3.84	IP: 9.0 WLS: W BF: 36 H: 6 R: 1 ER: 1 SO: 10 BB: 3 IBB: 0 HBP: 1 BLK: 0 WP: 0 HR: 1 S: 52 P: 65 ERA: 1.00 WHIP: 1.000															PITCHER				

New York Mets @ Philadelphia Phillies
Veterans Stadium, Philadelphia, PA
Tue Aug 12 1986, 7:05 PM EDT
Att: 36,442 - Unknown

AB 32
R 1
H 6
RBI 1
BB 3
SO 10
LOB 18



Batter	1	2	3	4	5	6	7	8	9	AB	R	H	RBI	BB	SO	LOB	BOTTOM			
Gary Redus, R (1, 7) OBP: 0.327, SLG: 0.456	0-3 K		4-0 E 3B BB		0-0 F3		0-0 4-3			3	1	0	0	1	1	2				
Juan Samuel, R (1, 4) OBP: 0.300, SLG: 0.441	0-0 F9		0-0 E5 3B		0-3 K		0-0 F8			4	1	0	0	0	1	2				
Von Hayes, L (1, 3) OBP: 0.373, SLG: 0.435	4-0 HBP BB		0-0 1H 2H SF8 3B		0-3 K		0-0 3-1			3	1	1	2	1	1	0				
Mike Schmidt, R (1, 5) OBP: 0.384, SLG: 0.533	1-0 HBP		0-0 SF8		0-0 6-3		0-0 F9			2	0	0	1	0	0	0				
Glenn Wilson, R (1, 9) OBP: 0.302, SLG: 0.397	0-0 F3		0-0 5-3		0-0 6-3		0-0 1-3			4	0	0	0	0	0	2				
Ron Roenicke, S (1, 8) OBP: 0.368, SLG: 0.368		0-0 4-3	0-0 6-3		0-0 B1					3	0	0	0	0	0	0				
John Russell, R (1, 2) OBP: 0.298, SLG: 0.447		0-0 5-3		4-0 SH3-4 BB		0-3 K				2	0	0	0	1	1	0	AB 25			
Steve Jeltz, S (1, 6) OBP: 0.339, SLG: 0.269		0-0 2B		0-0 F7		0-0 4-3 SH3-4 1B				3	0	2	0	0	0	1	R 3			
Kevin Gross, R (1, 1) OBP: 0.179, SLG: 0.273		0-0 F7		0-0 SH3-4		0-0 SH3-4				1	0	0	0	0	0	1	H 3			
										0	0	0	0	0	0	0	RBI 3			
Inning Stats	R: 0 E: 0 K: 1 S: 5	H: 0 LOB: 2 BB: 1 P: 10	R: 0 E: 0 K: 0 S: 4	H: 1 LOB: 0 BB: 0 P: 4	R: 3 E: 1 K: 0 S: 5	H: 1 LOB: 0 BB: 1 P: 9	R: 0 E: 0 K: 0 S: 3	H: 0 LOB: 1 BB: 1 P: 7	R: 0 E: 0 K: 2 S: 7	H: 0 LOB: 0 BB: 0 P: 7	R: 0 E: 0 K: 1 S: 5	H: 0 LOB: 0 BB: 0 P: 5	R: 0 E: 0 K: 0 S: 4	H: 1 LOB: 1 BB: 0 P: 4	R: 0 E: 0 K: 0 S: 3	H: 0 LOB: 0 BB: 0 P: 3	1B: 1 2B: 1 3B: 1 HR: 0	SF: 1 SAC: 2 DP: 0 HBP: 1	WP: 0 PB: 0 SB: 0 CS: 0	PA: 32
PITCHER Rick Aguilera, R (1, 1) ERA: 3.88	IP: 6.0 WLS: L BF: 25 H: 2 R: 3 ER: 2 SO: 4 BB: 3 IBB: 0 HBP: 1 BLK: 0 WP: 0 HR: 0 S: 29 P: 42 ERA: 3.00 WHIP: 0.833															PITCHER				
Doug Sisk, R (7, 1) ERA: 2.67	IP: 2.0 WLS: 7 BF: 7 H: 1 R: 0 ER: 0 SO: 0 BB: 0 IBB: 0 HBP: 0 BLK: 0 WP: 0 HR: 0 S: 7 P: 7 ERA: 0.00 WHIP: 0.500															PITCHER				

New York Mets @ Philadelphia Phillies
Veterans Stadium, Philadelphia, PA
Tue Aug 12 1986, 7:05 PM EDT
Att: 36,442 - Unknown

AB 25
R 3
H 3
RBI 3
BB 3
SO 4
LOB 8



Batter	1	2	3	4	5	6	7	8	9	AB	R	H	RBI	BB	SO	LOB	TOP			
Lenny Dykstra, L (1, 8) OBP: 0.399, SLG: 0.494 Randy Myers, L (7, 1) Danny Heep, L (9, PH) OBP: 0.388, SLG: 0.407	0-0 G3		4-0 BB BB		0-0 1-3		0-0 G3		0-3 K	3	0	0	0	1	0	1	New York Mets @ Philadelphia Phillies Veterans Stadium, Philadelphia, PA Wed Aug 13 1986, 7:05 PM EDT Att: 39,041 - Unknown			
Tim Tauler, R (1, 4) OBP: 0.309, SLG: 0.339 Wally Backman, S (9, PH) OBP: 0.375, SLG: 0.381	0-0 6-3		0-0 F9		0-0 F7		0-0 3-1		0-0 4-3	4	0	0	0	0	0	2				
Daryl Strawberry, L (1, 9) OBP: 0.372, SLG: 0.514	0-0 F7		4-0 BB BB		0-3 K		0-3 K			3	0	0	0	1	2	0				
Gary Carter, R (1, 2) OBP: 0.339, SLG: 0.434		0-3 K	0-0 F9			0-0 L7		0-0 1B		4	0	1	0	0	1	3				
Kevin Mitchell, R (1, 7) OBP: 0.375, SLG: 0.520		0-0 6-3 3B		0-0 1B 6-3 2B		0-0 F9		0-0 1B F8		4	2	2	0	0	0	1				
Ray Knight, R (1, 5) OBP: 0.351, SLG: 0.435		0-0 6-3		0-0 6-3 1B		0-0 F8			0-0 HR 1B	4	1	2	1	0	0	0				
Lee Mazzilli, S (1, 3) OBP: 0.388, SLG: 0.320		0-0 6-3		0-3 K			0-0 F9		0-0 HR	4	1	1	2	0	1	2				
Rafael Santana, R (1, 6) OBP: 0.263, SLG: 0.214 Howard Johnson, S (9, PH) OBP: 0.356, SLG: 0.590			0-0 1-3		0-0 6-3		0-0 1B		0-3 K	3	0	1	1	0	0	1				
Bob Ojeda, L (1, 1) OBP: 0.111, SLG: 0.111 Mookie Wilson, S (7, PH) OBP: 0.354, SLG: 0.470			0-0 BB BB		0-3 K		0-0 F7		0-0 1B	2	0	1	0	0	1	1				
			0-0 1B						0-0 1B	2	0	1	0	0	0	1				
Inning Stats	R: 0 E: 0 K: 0 S: 3	H: 0 LOB: 0 BB: 0 P: 3	R: 1 E: 0 K: 1 S: 6	H: 1 LOB: 0 BB: 0 P: 6	R: 0 E: 0 K: 0 S: 4	H: 1 LOB: 3 BB: 2 P: 12	R: 1 E: 0 K: 2 S: 9	H: 2 LOB: 1 BB: 0 P: 9	R: 0 E: 0 K: 0 S: 5	H: 0 LOB: 0 BB: 0 P: 5	R: 0 E: 0 K: 0 S: 4	H: 1 LOB: 1 BB: 0 P: 4	R: 0 E: 0 K: 1 S: 6	H: 1 LOB: 0 BB: 0 P: 6	R: 2 E: 0 K: 2 S: 10	H: 3 LOB: 1 BB: 0 P: 10	1B: 6 2B: 1 3B: 1 HR: 1	SF: 0 SAC: 0 DP: 0 HBP: 0	WP: 0 PB: 0 SB: 0 CS: 0	PA: 38
PITCHER	IP WLS BF H R ER SO BB IBB HBP BLK WP HR S P ERA WHIP																			
Bruce Ruffin, L (1, 1) ERA: 2.85 Steve Bedrosian, R (9, 1) ERA: 3.05	8.0 W 32 6 2 2 5 2 0 0 0 0 0 1 10 48 2.25 1.000																			

AB	36
R	4
H	9
RBI	4
BB	2
SO	7
LOB	14



Batter	1	2	3	4	5	6	7	8	9	AB	R	H	RBI	BB	SO	LOB	BOTTOM			
Gary Redus, R (1, 7) OBP: 0.338, SLG: 0.472	4-0 4-3 1B S	4-0 1B BB		4-0 CS BB		0-0 2H HR		0-3 K		2	2	1	2	3	1	0	New York Mets @ Philadelphia Phillies Veterans Stadium, Philadelphia, PA Wed Aug 13 1986, 7:05 PM EDT Att: 39,041 - Unknown			
Juan Samuel, R (1, 4) OBP: 0.302, SLG: 0.443 Steve Bedrosian, R (9, 1) OBP: 0.400, SLG: 0.250	0-0 4-3	0-0 FC4-6 1B		0-3 K		0-3 K		0-0 2B		5	0	2	0	0	2	2				
Von Hayes, L (1, 3) OBP: 0.371, SLG: 0.432	0-0 HR 1B	0-0 F6		0-0 F3		0-0 F5		0-0 F7		5	1	1	1	0	0	3				
Mike Schmidt, R (1, 5) OBP: 0.388, SLG: 0.543	0-0 1H HR	0-0 FC4-6		0-0 FC6-4 1B		0-0 BB 1B				4	1	3	2	0	0	2				
Glenn Wilson, R (1, 9) OBP: 0.301, SLG: 0.395	0-0 1B G3 1B		0-0 1-3		0-0 FC6-4 FC5-4		0-3 K			4	1	1	0	0	1	2				
Ron Roenicke, S (1, 8) OBP: 0.374, SLG: 0.386	0-0 G3 1B		0-0 HR		0-0 FC5-4		4-0 BB			3	1	2	1	1	0	1				
John Russell, R (1, 2) OBP: 0.293, SLG: 0.438	0-0 G3		0-0 3-1		0-0 F9		0-0 F3			4	0	0	1	0	0	3				
Steve Jeltz, S (1, 6) OBP: 0.338, SLG: 0.272	0-0 K		0-0 5-3		0-0 HR 2B		0-3 K			4	1	1	0	0	2	1				
Bruce Ruffin, S (1, 1) OBP: 0.077, SLG: 0.115 Luis Aguayo, R (8, PH) OBP: 0.238, SLG: 0.330		0-3 K		0-0 1-3		0-3 K		0-0 HR		3	0	0	0	0	2	1				
										1	1	1	1	0	0	0				
Inning Stats	R: 4 E: 0 K: 1 S: 9	H: 4 LOB: 1 BB: 1 P: 13	R: 0 E: 0 K: 1 S: 6	H: 1 LOB: 2 BB: 1 P: 10	R: 1 E: 0 K: 0 S: 4	H: 1 LOB: 0 BB: 0 P: 4	R: 0 E: 0 K: 1 S: 4	H: 0 LOB: 0 BB: 1 P: 8	R: 0 E: 0 K: 0 S: 4	H: 1 LOB: 1 BB: 0 P: 4	R: 2 E: 0 K: 2 S: 9	H: 2 LOB: 0 BB: 0 P: 9	R: 0 E: 0 K: 1 S: 6	H: 1 LOB: 2 BB: 1 P: 10	R: 1 E: 0 K: 2 S: 9	H: 2 LOB: 1 BB: 0 P: 9	1B: 6 2B: 2 3B: 0 HR: 4	SF: 0 SAC: 0 DP: 0 HBP: 0	WP: 0 PB: 0 SB: 1 CS: 1	PA: 39
PITCHER	IP WLS BF H R ER SO BB IBB HBP BLK WP HR S P ERA WHIP																			
Bob Ojeda, L (1, 1) ERA: 2.75 Randy Myers, L (7, 1) ERA: 2.35	6.0 L 29 9 7 7 5 3 1 0 0 0 0 1 15 19 4.50 2.000																			



Batter	1	2	3	4	5	6	7	8	9	AB	R	H	RBI	BB	SO	LOB	TOP																	
Joe Orsulak, L (1, 9) OBP: 0.309, SLG: 0.358 U L Washington, S (6, 6) OBP: 0.330, SLG: 0.298	F6	3-1			4-3	F8			G6-4-3 1B	4	0	0	0	0	0	2	Pittsburgh Pirates @ Philadelphia Phillies Veterans Stadium, Philadelphia, PA Thu Aug 14 1986, 3:33 AM EDT Att: 20,643 - Unknown																	
Barry Bonds, L (1, 8) OBP: 0.338, SLG: 0.494	HR		1-3		4-3	F7			G6-4-3 1B	5	1	2	1	0	0	1																		
Johnny Ray, S (1, 4) OBP: 0.374, SLG: 0.414	6-3			BB		HR			G6-4-3 2B	4	1	2	1	1	0	2																		
Sid Bream, L (1, 3) OBP: 0.347, SLG: 0.457	BB				F8	1B			BB	3	1	1	0	2	0	2																		
R.J. Reynolds, S (1, 7) OBP: 0.345, SLG: 0.438	F5		5-3			2B			4-3	5	1	1	0	0	0	5																		
Tony Peña, R (1, 2) OBP: 0.338, SLG: 0.381		F2			G5-4-3 1B	2B			FC5-4 1B	4	1	3	1	0	0	0																		
Jim Morrison, R (1, 5) OBP: 0.335, SLG: 0.455		4-3 2B			G5-4-3 1B	2B			FC5-4 1B	3	2	1	0	1	0	2																		
Rafael Belliard, R (1, 6) OBP: 0.293, SLG: 0.261 Bobby Bonilla, S (6, PH) OBP: 0.365, SLG: 0.357	4-3				F7	2B			F6	2	0	0	0	0	0	1																		
Bob Walk, R (1, 1) OBP: 0.206, SLG: 0.281 Cecilio Guante, R (7, 1)					6-3	6-3			5-3	3	0	1	2	0	0	1																		
Mike Diaz, R (8, PH) OBP: 0.359, SLG: 0.570 Barry Jones, R (8, 1)		2H								0	0	0	0	0	0	0																		
Inning Stats	R: 1 E: 0 K: 0 S: 4	H: 1 LOB: 1 BB: 1 P: 8	R: 1 E: 0 K: 0 S: 5	H: 2 LOB: 1 BB: 0 P: 5	R: 0 E: 0 K: 0 S: 3	H: 0 LOB: 0 BB: 1 P: 7	R: 0 E: 0 K: 0 S: 3	H: 1 LOB: 0 BB: 0 P: 3	R: 0 E: 0 K: 0 S: 3	H: 0 LOB: 0 BB: 0 P: 3	R: 5 E: 0 K: 0 S: 8	H: 5 LOB: 1 BB: 1 P: 12	R: 0 E: 0 K: 0 S: 3	H: 1 LOB: 0 BB: 0 P: 3	R: 0 E: 0 K: 0 S: 4	H: 1 LOB: 1 BB: 1 P: 4	R: 0 E: 0 K: 0 S: 4	H: 2 LOB: 2 BB: 1 P: 8	1B: 7 2B: 4 3B: 0 HR: 2	SF: 0 SAC: 0 DP: 2 HBP: 0	WP: 0 PB: 1 SB: 0 CS: 1	PA: 41												
PITCHER	IP WLS BF H R ER SO BB IBB HBP BLK WP HR S P ERA WHIP																																	
Charles Hudson, R (1, 1) ERA: 4.85	5.0	24	8	6	6	0	2	0	0	0	0	0	0	2	22	30	10.80	2.000																
Michael Jackson, R (6, 1) ERA: 4.5	1.0	5	1	1	1	0	1	0	0	0	0	0	0	0	4	8	9.00	2.000																
Dan Schatzeder, L (7, 1) ERA: 3.41	2.0	7	2	0	0	0	0	0	0	0	0	0	0	7	7	0.00	1.000																	
Kent Tekulve, R (9, 1) ERA: 2.88	1.0	W 5	2	0	0	0	1	0	0	0	0	0	0	4	8	0.00	3.000																	

AB	37
R	7
H	13
RBI	7
BB	4
SO	0
LOB	18



Batter	1	2	3	4	5	6	7	8	9	AB	R	H	RBI	BB	SO	LOB	BOTTOM																	
Gary Redus, R (1, 7) OBP: 0.343, SLG: 0.502	6-3		F8			HR				4	2	2	2	1	0	1	Pittsburgh Pirates @ Philadelphia Phillies Veterans Stadium, Philadelphia, PA Thu Aug 14 1986, 3:33 AM EDT Att: 20,643 - Unknown																	
Juan Samuel, R (1, 4) OBP: 0.303, SLG: 0.447	5-3		1B		S	2-3			F7	5	2	2	1	0	0	1																		
Von Hayes, L (1, 3) OBP: 0.378, SLG: 0.444	BB		3B		S	1B			HR	3	2	3	2	2	0	0																		
Mike Schmidt, R (1, 5) OBP: 0.386, SLG: 0.539	F8		F4		E	1B			G6-4-3	3	0	0	0	1	0	3																		
Glenn Wilson, R (1, 9) OBP: 0.303, SLG: 0.399		F7			6-3	E8			1B	4	1	2	2	0	0	0																		
Ron Roenicke, S (1, 8) OBP: 0.375, SLG: 0.385		F4			G3	1B			2B	3	0	1	1	1	0	0																		
John Russell, R (1, 2) OBP: 0.288, SLG: 0.430		3-1			E6	G6-4-3			K	4	0	0	0	0	1	4																		
Steve Jeltz, S (1, 6) OBP: 0.337, SLG: 0.269			F8		K				4-3	3	1	0	0	1	1	1																		
Charles Hudson, S (1, 1) OBP: 0.275, SLG: 0.291 Michael Jackson, R (6, 1) OBP: 0.296, SLG: 0.350 Francisco Melendez, L (6, PH) OBP: 0.319, SLG: 0.562 Dan Schatzeder, L (7, 1) OBP: 0.341, SLG: 0.520 Greg Gross, S (8, PH) OBP: 0.331, SLG: 0.339 Kent Tekulve, R (9, 1)			SH1-4		K				K	1	0	0	0	0	0	0																		
Inning Stats	R: 0 E: 0 K: 0 S: 3	H: 0 LOB: 1 BB: 1 P: 7	R: 0 E: 0 K: 0 S: 3	H: 0 LOB: 0 BB: 0 P: 3	R: 2 E: 0 K: 0 S: 5	H: 2 LOB: 1 BB: 1 P: 9	R: 0 E: 1 K: 1 S: 6	H: 0 LOB: 1 BB: 0 P: 6	R: 3 E: 1 K: 1 S: 7	H: 3 LOB: 2 BB: 3 P: 19	R: 0 E: 0 K: 0 S: 3	H: 0 LOB: 1 BB: 1 P: 7	R: 1 E: 0 K: 1 S: 7	H: 3 LOB: 1 BB: 0 P: 7	R: 1 E: 0 K: 1 S: 6	H: 1 LOB: 0 BB: 0 P: 6		R: 1 E: 0 K: 0 S: 1	H: 1 LOB: 0 BB: 0 P: 1	1B: 5 2B: 1 3B: 1 HR: 3	SF: 0 SAC: 1 DP: 2 HBP: 0	WP: 0 PB: 0 SB: 4 CS: 0	PA: 39											
PITCHER	IP WLS BF H R ER SO BB IBB HBP BLK WP HR S P ERA WHIP																																	
Bob Walk, R (1, 1) ERA: 3.65	6.0	30	6	6	6	2	4	2	0	0	0	0	0	1	28	52	9.00	1.667																
Cecilio Guante, R (7, 1) ERA: 3.48	1.0	4	2	0	0	1	0	0	0	0	0	0	0	6	6	0.00	2.000																	
Barry Jones, R (8, 1) ERA: 3.57	1.0	L 5	2	2	2	1	0	0	0	0	0	2	7	7	18.00	2.000																		

AB	32
R	8
H	10
RBI	8
BB	6
SO	4
LOB	10



Batter	1	2	3	4	5	6	7	8	9	AB	R	H	RBI	BB	SO	LOB	TOP										
Barry Bonds, L (1, 8) OBP: 0.343, SLG: 0.496										3	2	1	0	2	1	0	Pittsburgh Pirates @ Philadelphia Phillies Veterans Stadium, Philadelphia, PA Fri Aug 15 1986, 3:33 AM EDT Unknown										
Bobby Bonilla, S (1, 7) OBP: 0.384, SLG: 0.363										3	1	1	1	0	1	1											
Bill Almon, R (4, 7) OBP: 0.321, SLG: 0.389										2	0	1	0	0	0	0											
Johnny Ray, S (1, 4) OBP: 0.377, SLG: 0.415										4	1	2	1	1	0	0											
Mike Diaz, R (1, 3) OBP: 0.358, SLG: 0.558										2	1	0	0	1	1	0											
Sid Bream, L (7, PH) OBP: 0.347, SLG: 0.458										1	0	1	1	0	0	0											
Jim Morrison, R (1, 5) OBP: 0.331, SLG: 0.449										5	0	0	0	0	1	6											
Tony Peña, R (1, 2) OBP: 0.340, SLG: 0.389										3	1	1	1	1	0	0											
R.J. Reynolds, S (1, 9) OBP: 0.347, SLG: 0.441										4	0	2	1	0	0	0											
Rafael Belliard, R (1, 6) OBP: 0.297, SLG: 0.258										2	0	0	0	2	0	0											
Mike Bielecki, R (1, 1) OBP: 0.075, SLG: 0.051										2	0	0	0	0	0	4											
Joe Orsulak, L (6, PH) OBP: 0.308, SLG: 0.357										1	0	0	0	0	0	0											
Cecilio Guante, R (6, 1)										0	0	0	0	0	0	0											
U L Washington, S (9, PH) OBP: 0.327, SLG: 0.294										1	0	0	0	0	0	0											
Don Robinson, R (9, 1) OBP: 0.500, SLG: 0.500										0	0	0	0	0	0	0											
Inning Stats	R: 4 E: 1 K: 0 S: 6	H: 4 LOB: 2 BB: 3 P: 18	R: 0 E: 0 K: 1 S: 5	H: 0 LOB: 0 BB: 0 P: 5	R: 1 E: 0 K: 1 S: 7	H: 2 LOB: 1 BB: 1 P: 11	R: 0 E: 0 K: 1 S: 4	H: 0 LOB: 0 BB: 1 P: 8	R: 0 E: 0 K: 1 S: 5	H: 0 LOB: 0 BB: 0 P: 5	R: 0 E: 0 K: 0 S: 3	H: 0 LOB: 0 BB: 0 P: 3	R: 0 E: 0 K: 0 S: 5	H: 2 LOB: 2 BB: 0 P: 5	R: 0 E: 0 K: 0 S: 3	H: 0 LOB: 0 BB: 0 P: 3	R: 1 E: 0 K: 0 S: 4	H: 1 LOB: 2 BB: 2 P: 12	1B: 5 2B: 2 3B: 1 HR: 1	SF: 1 SAC: 0 DP: 0 HBP: 0	WP: 0 PB: 0 SB: 2 CS: 1	PA: 41					
PITCHER	IP	WLS	BF	H	R	ER	SO	BB	IBB	HBP	BLK	WP	HR	S	P	ERA	WHIP										
Don Carman, L (1, 1) ERA: 3.98	4.0		21	6	5	5	3	3	2	0	0	0	1	22	42	11.25	2.250										
Michael Jackson, R (5, 1) ERA: 2.25	2.0	6	0	0	0	1	0	0	0	0	0	0	0	8	8	0.00	0.000										
Kent Tekulve, R (7, 1) ERA: 2.61	2.0	8	2	0	0	0	0	0	0	0	0	0	0	8	8	0.00	1.000										
Dan Schatzeder, L (9, 1) ERA: 3.49	1.0	L	6	1	1	1	0	1	1	0	0	0	0	4	12	9.00	2.000										

AB 33
R 6
H 9
RBI 5
BB 7
SO 4
LOB 11



Batter	1	2	3	4	5	6	7	8	9	AB	R	H	RBI	BB	SO	LOB	BOTTOM										
Gary Redus, R (1, 7) OBP: 0.340, SLG: 0.493										4	0	0	0	0	2	1	Pittsburgh Pirates @ Philadelphia Phillies Veterans Stadium, Philadelphia, PA Fri Aug 15 1986, 3:33 AM EDT Unknown										
Juan Samuel, R (1, 4) OBP: 0.302, SLG: 0.444										5	0	1	0	0	2	1											
Von Hayes, L (1, 3) OBP: 0.376, SLG: 0.439										4	1	0	0	1	1	2											
Mike Schmidt, R (1, 5) OBP: 0.387, SLG: 0.542										5	0	2	1	0	1	1											
Glenn Wilson, R (1, 9) OBP: 0.304, SLG: 0.400										4	2	1	0	1	1	2											
Ron Roenicke, S (1, 8) OBP: 0.383, SLG: 0.393										3	1	2	0	2	0	1											
John Russell, R (1, 2) OBP: 0.290, SLG: 0.425										3	1	0	0	2	0	5											
Steve Jeltz, S (1, 6) OBP: 0.339, SLG: 0.276										3	0	1	2	1	0	5											
Don Carman, L (1, 1) ERA: 3.98										1	0	0	0	0	0	1											
Jeff Stone, L (4, PH) OBP: 0.316, SLG: 0.386										1	0	0	0	0	0	1											
Michael Jackson, R (5, 1) ERA: 2.25										0	0	0	0	0	0	0											
Mike Thompson, L (6, PH) OBP: 0.376, SLG: 0.279										1	0	0	0	0	1	0											
Kent Tekulve, R (7, 1) ERA: 2.61										0	0	0	0	0	0	0											
Greg Gross, S (8, PH) OBP: 0.378, SLG: 0.305										1	0	0	0	0	0	0											
Dan Schatzeder, L (9, 1) ERA: 3.49										0	0	0	0	0	0	0											
Inning Stats	R: 0 E: 0 K: 0 S: 3	H: 0 LOB: 0 BB: 0 P: 3	R: 2 E: 1 K: 0 S: 5	H: 1 LOB: 1 BB: 1 P: 9	R: 0 E: 0 K: 2 S: 8	H: 1 LOB: 1 BB: 0 P: 8	R: 2 E: 0 K: 0 S: 5	H: 2 LOB: 1 BB: 1 P: 9	R: 1 E: 0 K: 1 S: 6	H: 1 LOB: 3 BB: 3 P: 18	R: 0 E: 0 K: 3 S: 9	H: 0 LOB: 1 BB: 0 P: 10	R: 0 E: 0 K: 1 S: 6	H: 1 LOB: 2 BB: 1 P: 10	R: 0 E: 0 K: 1 S: 5	H: 0 LOB: 0 BB: 0 P: 5	R: 0 E: 0 K: 0 S: 4	H: 1 LOB: 2 BB: 1 P: 8	1B: 2 2B: 4 3B: 1 HR: 0	SF: 0 SAC: 0 DP: 0 HBP: 1	WP: 0 PB: 1 SB: 1 CS: 0	PA: 43					
PITCHER	IP	WLS	BF	H	R	ER	SO	BB	IBB	HBP	BLK	WP	HR	S	P	ERA	WHIP										
Mike Bielecki, R (1, 1) ERA: 4.79	5.0		26	5	5	3	3	4	1	0	1	0	1	27	47	5.40	1.800										
Cecilio Guante, R (6, 1) ERA: 3.35	3.0	W	12	1	0	0	5	0	1	1	0	0	0	20	25	0.00	0.333										
Don Robinson, R (9, 1) ERA: 3.43	1.0	S	5	1	0	0	0	1	0	0	0	0	0	4	8	0.00	2.000										

AB 35
R 5
H 7
RBI 3
BB 7
SO 8
LOB 20




Batter	1	2	3	4	5	6	7	8	9	AB	R	H	RBI	BB	SO	LOB	TOP			
Joe Orsulak, L (1.9)										4	1	1	0	0	0	2	Pittsburgh Pirates @ Philadelphia Phillies Veterans Stadium, Philadelphia, PA Fri Aug 15 1986, 7:05 PM EDT Att: 27,724 - Unknown			
Barry Bonds, L (1.8)										4	0	0	1	0	0	2				
Johnny Ray, S (1.4)										3	0	2	1	0	0	0				
Sid Bream, L (1.3) Don Robinson, R (8.1)										4	0	1	0	0	0	1				
Bobby Bonilla, S (1.7) Barry Jones, R (7.1) Pat Clements, R (8.1) Benny Distefano, L (8.3)										3	0	0	0	0	1	2				
Jim Morrison, R (1.5)										4	0	0	0	0	0	0				
Junior Ortiz, R (1.2) Mike Diaz, R (9. PH)										2	0	0	0	1	1	0				
U L Washington, S (1.6)										3	0	0	0	0	0	1				
Jim Winn, R (1.1) R.J. Reynolds, S (7.7)										2	0	1	0	0	1	1				
Inning Stats	R: 1 E: 0 K: 0 S: 4	H: 1 LOB: 0 BB: 0 P: 4	R: 0 E: 0 K: 2 S: 7	H: 0 LOB: 0 BB: 0 P: 7	R: 0 E: 0 K: 0 S: 4	H: 1 LOB: 1 BB: 0 P: 4	R: 0 E: 0 K: 0 S: 3	H: 0 LOB: 0 BB: 0 P: 3	R: 0 E: 0 K: 1 S: 5	H: 2 LOB: 1 BB: 1 P: 9	R: 0 E: 0 K: 0 S: 3	H: 0 LOB: 0 BB: 0 P: 3	R: 1 E: 0 K: 0 S: 5	H: 2 LOB: 1 BB: 0 P: 5	R: 0 E: 0 K: 1 S: 5	H: 0 LOB: 0 BB: 0 P: 5		1B: 4 2B: 2 3B: 0 HR: 0	SF: 1 SAC: 0 DP: 0 HBP: 0	WP: 0 PB: 0 SB: 1 CS: 0
PITCHER	IP WLS BF H R ER SO BB IBB HBP BLK WP HR S P ERA WHIP																			
Mike Maddux, R (1.1) Steve Bedrosian, R (8.1)	7.2 W 30 6 2 2 3 1 0 0 0 0 0 0 35 39 2.35 0.913																			
1.1 S 4 0 0 0 1 0 0 0 0 0 0 0 6 6 0.00 0.000																				

Batter	1	2	3	4	5	6	7	8	9	AB	R	H	RBI	BB	SO	LOB	BOTTOM			
Gary Redus, R (1.7)										4	1	1	0	0	0	2	Pittsburgh Pirates @ Philadelphia Phillies Veterans Stadium, Philadelphia, PA Fri Aug 15 1986, 7:05 PM EDT Att: 27,724 - Unknown			
Milt Thompson, L (1.8)									4	1	3	1	0	0	0					
Juan Samuel, R (1.4)									4	0	1	0	0	0	1					
Von Hayes, L (1.3)										4	0	1	1	0	1					
Glenn Wilson, R (1.9)										3	1	2	0	0	0					
Rick Schu, R (1.5) Mike Schmidt, R (8. PH)										3	0	0	0	0	1					
Ronn Reynolds, R (1.2)										2	0	1	0	1	1					
Luis Aguayo, R (1.6) Ron Roenicke, S (7. PH) Steve Jeltz, S (8.6)									2	0	0	0	0	1	1					
Mike Maddux, L (1.1) Steve Bedrosian, R (8.1)										3	0	0	0	0	0					
Inning Stats	R: 1 E: 0 K: 0 S: 5	H: 2 LOB: 1 BB: 0 P: 5	R: 0 E: 0 K: 3 S: 9	H: 0 LOB: 0 BB: 0 P: 9	R: 1 E: 0 K: 0 S: 4	H: 2 LOB: 0 BB: 0 P: 4	R: 0 E: 0 K: 0 S: 3	H: 1 LOB: 0 BB: 0 P: 3	R: 0 E: 1 K: 0 S: 4	H: 1 LOB: 1 BB: 0 P: 4	R: 0 E: 0 K: 2 S: 7	H: 0 LOB: 0 BB: 0 P: 7	R: 1 E: 0 K: 0 S: 4	H: 1 LOB: 1 BB: 1 P: 8	R: 0 E: 0 K: 0 S: 5	H: 2 LOB: 3 BB: 0 P: 6		1B: 8 2B: 1 3B: 0 HR: 0	SF: 1 SAC: 0 DP: 3 HBP: 1	WP: 0 PB: 0 SB: 2 CS: 0
PITCHER	IP WLS BF H R ER SO BB IBB HBP BLK WP HR S P ERA WHIP																			
Jim Winn, R (1.1) Barry Jones, R (7.1) Pat Clements, L (8.1) Don Robinson, R (8.1)	6.0 L 22 6 2 2 5 0 0 0 0 0 0 0 7 11 3.00 1.000																			
1.1 8 3 1 1 0 1 0 0 0 0 0 0 7 11 6.75 3.000																				
0.1 1 0 0 0 0 0 0 0 0 0 0 0 1 1 0.00 0.000																				
0.1 2 0 0 0 0 0 0 0 1 0 0 0 1 2 0.00 0.000																				

Batter	1	2	3	4	5	6	7	8	9	AB	R	H	RBI	BB	SO	LOB	TOP								
Barry Bonds, L (1, 8) OBP: 0.336, SLG: 0.481	0-0 3-1		0-0 F2		0-3 K			4-0 BB 1B BB	0-0 E7 FC5-2 1B	4	2	0	0	1	1	3									
Bobby Bonilla, S (1, 7) OBP: 0.368, SLG: 0.361	4-0 L1-6 S BB			0-0 1B		0-3 K		4-0 1B FC6-4 BB	4-0 1B FC5-2 BB	2	2	1	0	3	1	0									
Johnny Ray, S (1, 4) OBP: 0.374, SLG: 0.412	0-0 L1-6			0-3 K		0-0 F9		0-0 F8	0-0 FC5-2 1B	5	0	0	0	0	1	7									
Sid Bream, L (1, 3) OBP: 0.352, SLG: 0.469		0-0 HR		0-0 1B		0-3 K		0-0 FC6-4 1B	0-0 1B	5	1	4	4	0	1	0									
R.J. Reynolds, S (1, 9) OBP: 0.347, SLG: 0.441		0-3 K		0-0 G3			4-0 F8 1B BB	0-0 FC6-4 3B	0-0 5-3	4	1	0	1	1	1	4									
Tony Peña, R (1, 2) OBP: 0.344, SLG: 0.398		0-0 6-3			0-0 FC5-4 1B		0-0 1B	0-0 3B		4	0	3	1	0	0	0									
Jim Morrison, R (1, 5) OBP: 0.325, SLG: 0.439		0-0 6-3			0-0 L6		0-0 F8	0-0 6-3		4	0	0	0	0	0	4									
Rafael Belliard, R (1, 6) OBP: 0.294, SLG: 0.255			0-0 F9		0-0 FC5-4 2B		0-3 K		0-0 E6 SH2-4 FC5-2	2	0	0	0	0	0	1									
U.L. Washington, S (7, PH) OBP: 0.311, SLG: 0.278					0-0 2B					2	0	0	0	0	1	2									
Rick Rhoden, R (1, 1) OBP: 0.328, SLG: 0.406		0-0 5-3			0-0 2B		0-3 K		0-0 SH2-4	3	0	1	0	0	1	2									
Inning Stats	R: 0 E: 0 K: 0 S: 2	H: 0 LOB: 0 BB: 1 P: 6	R: 1 E: 0 K: 1 S: 6	H: 1 LOB: 0 BB: 0 P: 6	R: 0 E: 0 K: 1 S: 3	H: 0 LOB: 0 BB: 0 P: 3	R: 0 E: 0 K: 1 S: 6	H: 2 LOB: 1 BB: 0 P: 6	R: 0 E: 0 K: 1 S: 7	H: 2 LOB: 2 BB: 0 P: 7	R: 0 E: 0 K: 2 S: 7	H: 0 LOB: 0 BB: 0 P: 7	R: 0 E: 0 K: 2 S: 8	H: 1 LOB: 2 BB: 1 P: 12	R: 3 E: 0 K: 0 S: 5	H: 2 LOB: 1 BB: 2 P: 13	R: 2 E: 2 K: 0 S: 6	H: 1 LOB: 2 BB: 1 P: 10	1B: 6 2B: 2 3B: 1 HR: 1	SF: 0 SAC: 1 DP: 1 HBP: 0	WP: 0 PB: 0 SB: 4 CS: 0	PA: 41			
PITCHER	IP	WLS	BF	H	R	ER	SO	BB	IBB	HBP	BLK	WP	HR	S	P	ERA	WHIP								
Kevin Gross, R (1, 1) ERA: 3.84	7.0	L	29	6	3	3	7	4	0	0	0	0	1	39	55	3.86	1.429								
Dan Schatzeder, L (8, 1) ERA: 3.52	2.0		12	3	3	1	0	1	0	0	0	0	0	11	15	4.50	2.000								

Pittsburgh Pirates @ Philadelphia Phillies
Veterans Stadium, Philadelphia, PA
Sat Aug 16 1986, 3:33 AM EDT
Unknown


AB 35
R 6
H 9
RBI 6
BB 5
SO 7
LOB 23



Batter	1	2	3	4	5	6	7	8	9	AB	R	H	RBI	BB	SO	LOB	BOTTOM								
Jeff Stone, L (1, 7) OBP: 0.316, SLG: 0.383	0-3 K		0-3 K			1-0 FC4-6 HBP		0-0 F8		2	0	0	0	0	2	0									
Gary Redus, R (6, PR) OBP: 0.338, SLG: 0.486										1	0	0	0	0	0	0									
Milt Thompson, L (1, 8) OBP: 0.274, SLG: 0.295	0-0 1B		0-0 F7			0-0 FC4-6 1B		0-0 1B		4	1	2	0	0	0	1									
Von Hayes, L (1, 3) OBP: 0.376, SLG: 0.438	0-0 1B			0-0 F8		0-0 1B		0-0 L4		4	0	2	1	0	0	1									
Mike Schmidt, R (1, 5) OBP: 0.382, SLG: 0.535	0-0 F8			0-0 5-3		0-0 L5		0-0 F3		4	0	0	0	0	0	5									
Glenn Wilson, R (1, 9) OBP: 0.310, SLG: 0.403	0-0 2-3			0-0 G3			0-0 1B		4-0 FC5-4 BB	3	0	1	0	1	0	2									
Juan Samuel, R (1, 4) OBP: 0.296, SLG: 0.438		0-0 G3			0-3 K		0-3 K		0-0 FC5-4	4	0	0	0	0	2	2									
John Russell, R (1, 2) OBP: 0.287, SLG: 0.419		0-0 F8			0-3 K		0-3 K		0-0 G4-6-3	3	0	0	0	0	2	1									
Greg Gross, L (9, PH) OBP: 0.374, SLG: 0.301										1	0	0	0	0	0	1									
Steve Jeltz, S (1, 6) OBP: 0.339, SLG: 0.274		0-0 4-3			0-3 K		4-0 IBB			2	0	0	0	1	1	0									
Kevin Gross, R (1, 1) OBP: 0.169, SLG: 0.259			0-0 6-3			0-0 F9		0-0 F7		3	0	0	0	0	0	2									
Dan Schatzeder, L (8, 1) OBP: 0.519, SLG: 0.682										0	0	0	0	0	0	0									
Inning Stats	R: 0 E: 0 K: 1 S: 7	H: 2 LOB: 2 BB: 0 P: 7	R: 0 E: 0 K: 0 S: 3	H: 0 LOB: 0 BB: 0 P: 3	R: 0 E: 0 K: 1 S: 5	H: 0 LOB: 0 BB: 0 P: 5	R: 0 E: 0 K: 3 S: 9	H: 0 LOB: 0 BB: 0 P: 9	R: 1 E: 0 K: 0 S: 4	H: 1 LOB: 2 BB: 0 P: 5	R: 0 E: 0 K: 2 S: 8	H: 1 LOB: 2 BB: 1 P: 12	R: 0 E: 0 K: 0 S: 4	H: 1 LOB: 1 BB: 0 P: 4	R: 0 E: 0 K: 0 S: 2	H: 0 LOB: 0 BB: 1 P: 6	1B: 5 2B: 0 3B: 0 HR: 0	SF: 0 SAC: 0 DP: 1 HBP: 1	WP: 0 PB: 0 SB: 2 CS: 0	PA: 34					
PITCHER	IP	WLS	BF	H	R	ER	SO	BB	IBB	HBP	BLK	WP	HR	S	P	ERA	WHIP								
Rick Rhoden, R (1, 1) ERA: 2.35	9.0	W	34	5	1	1	7	1	1	1	0	0	0	45	54	1.00	0.667								

Pittsburgh Pirates @ Philadelphia Phillies
Veterans Stadium, Philadelphia, PA
Sat Aug 16 1986, 3:33 AM EDT
Unknown


AB 31
R 1
H 5
RBI 1
BB 2
SO 7
LOB 15



Batter	1	2	3	4	5	6	7	8	9	AB	R	H	RBI	BB	SO	LOB	TOP										
Joe Orsulak, L (1,7) OBP: 0.303, SLG: 0.351	5-3			E5		F9			1-3	4	0	0	0	0	0	1											
Barry Bonds, L (1,8) OBP: 0.332, SLG: 0.475	6-3			K						3	0	0	0	0	1	1											
Johnny Ray, S (1,4) OBP: 0.371, SLG: 0.409	5-3			6-3						3	0	0	0	0	0	0											
Sid Bream, L (1,3) OBP: 0.349, SLG: 0.465		F7			F8					3	0	0	0	0	0	0											
Benny Distefano, L (1,9)		G3			4-3					3	0	0	0	0	0	0											
Jim Morrison, R (1,5) OBP: 0.322, SLG: 0.436										3	0	0	0	0	0	0											
Bill Almon, R (8,5) OBP: 0.321, SLG: 0.389		L1			F2					0	0	0	0	0	0	0											
Junior Ortiz, R (1,2) OBP: 0.354, SLG: 0.370				F8						3	0	0	0	0	0	0											
Pat Clements, R (8,1)						F5				0	0	0	0	0	0	0											
Rafael Belliard, R (1,6) OBP: 0.294, SLG: 0.256				F8						3	0	1	0	0	0	0											
Larry McWilliams, L (1,1) OBP: 0.200, SLG: 0.179										1	0	0	0	0	0	0											
Mike Diaz, R (8,2) OBP: 0.352, SLG: 0.546				L6		SH1-4				1	0	0	0	0	0	0											
Inning Stats	R: 0 E: 0 K: 0 S: 3	H: 0 LOB: 0 BB: 0 P: 3	R: 0 E: 0 K: 0 S: 3	H: 0 LOB: 0 BB: 0 P: 3	R: 0 E: 0 K: 0 S: 3	H: 0 LOB: 0 BB: 0 P: 3	R: 0 E: 1 K: 1 S: 5	H: 0 LOB: 0 BB: 0 P: 5	R: 0 E: 0 K: 0 S: 3	H: 1 LOB: 1 BB: 0 P: 4	R: 0 E: 0 K: 0 S: 3	H: 0 LOB: 0 BB: 0 P: 3	R: 0 E: 0 K: 0 S: 3	H: 0 LOB: 0 BB: 0 P: 3	R: 0 E: 0 K: 0 S: 3	H: 0 LOB: 0 BB: 0 P: 3	1B: 1 2B: 0 3B: 0 HR: 0	SF: 0 SAC: 1 DP: 0 HBP: 0	WP: 0 PB: 0 SB: 0 CS: 0	PA: 28							
PITCHER	IP	WLS	BF	H	R	ER	SO	BB	IBB	HBP	BLK	WP	HR	S	P	ERA	WHIP										
Tom Hume, R (1,1) ERA: 2.94	6.0	W	19	1	0	0	1	0	0	0	0	0	0	21	21	0.00	0.167										
Kent Tekulve, R (7,1) ERA: 2.51	3.0	S	9	0	0	0	0	0	0	0	0	0	0	9	9	0.00	0.000										

Pittsburgh Pirates @ Philadelphia Phillies
Veterans Stadium, Philadelphia, PA
Sat Aug 16 1986, 7:05 PM EDT
Att: 31,349 - Unknown


AB 27
R 0
H 1
RBI 0
BB 0
SO 1
LOB 2



Batter	1	2	3	4	5	6	7	8	9	AB	R	H	RBI	BB	SO	LOB	BOTTOM										
Gary Redus, R (1,7) OBP: 0.339, SLG: 0.484	F7	K			F8					5	0	2	0	0	1	1											
Luis Aquayo, R (1,4) OBP: 0.300, SLG: 0.310	F7				L6					4	0	0	0	0	2	2											
Ron Roenicke, S (1,8) OBP: 0.384, SLG: 0.390	HBP				HR					2	1	0	0	2	0	1											
Mike Schmidt, R (1,3) OBP: 0.386, SLG: 0.544	HBP				HR					3	2	2	2	1	0	1											
Glenn Wilson, R (1,9) OBP: 0.311, SLG: 0.401	HBP				F9					2	0	0	0	1	1	1											
Rick Schu, R (1,5) OBP: 0.335, SLG: 0.440	L4				F8					4	1	2	1	0	0	3											
Ronn Reynolds, R (1,2) OBP: 0.333, SLG: 0.458					F8					4	0	1	0	0	0	3											
Steve Jeltz, S (1,6) OBP: 0.335, SLG: 0.271		K			5-3					4	1	0	0	0	2	3											
Tom Hume, R (1,1)										1	0	0	0	0	0	0											
Juan Samuel, R (6,PH) OBP: 0.300, SLG: 0.447		SH3-4			F9					1	1	1	3	0	0	0											
Kent Tekulve, R (7,1)										1	0	0	0	0	0	0											
Inning Stats	R: 0 E: 0 K: 0 S: 3	H: 0 LOB: 3 BB: 2 P: 12	R: 0 E: 0 K: 2 S: 8	H: 1 LOB: 1 BB: 0 P: 8	R: 2 E: 0 K: 0 S: 4	H: 1 LOB: 0 BB: 1 P: 8	R: 0 E: 0 K: 0 S: 3	H: 0 LOB: 0 BB: 0 P: 3	R: 0 E: 0 K: 0 S: 3	H: 0 LOB: 1 BB: 0 P: 4	R: 3 E: 0 K: 1 S: 8	H: 3 LOB: 3 BB: 1 P: 12	R: 1 E: 0 K: 1 S: 7	H: 2 LOB: 1 BB: 0 P: 7	R: 0 E: 0 K: 2 S: 8	H: 1 LOB: 1 BB: 0 P: 8	1B: 5 2B: 0 3B: 1 HR: 2	SF: 0 SAC: 1 DP: 0 HBP: 2	WP: 0 PB: 1 SB: 1 CS: 0	PA: 38							
PITCHER	IP	WLS	BF	H	R	ER	SO	BB	IBB	HBP	BLK	WP	HR	S	P	ERA	WHIP										
Larry McWilliams, L (1,1) ERA: 4.88	7.0	L	34	7	6	6	4	4	0	2	0	0	0	36	54	7.71	1.571										
Pat Clements, L (8,1) ERA: 3.38	1.0		4	1	0	0	2	0	0	0	0	0	0	8	8	0.00	1.000										


Pittsburgh Pirates @ Philadelphia Phillies
Veterans Stadium, Philadelphia, PA
Sat Aug 16 1986, 7:05 PM EDT
Att: 31,349 - Unknown

AB 31
R 6
H 8
RBI 6
BB 4
SO 6
LOB 15



Batter	1	2	3	4	5	6	7	8	9	AB	R	H	RBI	BB	SO	LOB	TOP
Barry Bonds, L (1, 8) OBP: 0.330, SLG: 0.471	0-3 K		0-0 4-3							2	0	0	1	0	1	0	Pittsburgh Pirates @ Philadelphia Phillies Veterans Stadium, Philadelphia, PA Sun Aug 17 1986, 3:33 AM EDT Att: 34,298 - Unknown
U L Washington, S (1, 6) OBP: 0.305, SLG: 0.272	0-0 6-3		0-3 K							2	0	0	0	0	1	0	
Bobby Bonilla, S (1, 3) OBP: 0.368, SLG: 0.361	0-0			0-0 6-3						2	0	1	0	0	0	0	
Bill Almon, R (4, 7) OBP: 0.321, SLG: 0.389					0-0 1B					0	0	0	0	0	0	0	
Mike Diaz, R (1, 7) OBP: 0.345, SLG: 0.535	0-0 F9				0-0 F9					2	0	0	0	0	0	1	
Jim Morrison, R (1, 5) OBP: 0.321, SLG: 0.434			0-0 F8		0-0 4-3					2	0	0	0	0	0	0	
Tony Peña, R (1, 2) OBP: 0.344, SLG: 0.398						0-0 G6-3 1B				2	0	1	0	0	0	0	
R.J. Reynolds, S (1, 9) OBP: 0.345, SLG: 0.438				0-3 K		0-0 G6-3 1-2				2	0	0	0	0	1	1	
Rafael Belliard, R (1, 4) OBP: 0.301, SLG: 0.264				0-0 SH2-4 4-3 1B		0-0 1B				2	1	2	0	0	0	0	
Rick Reuschel, R (1, 1) OBP: 0.140, SLG: 0.161				0-0 SH2-4 1-3		0-3 K				1	0	0	0	0	1	1	
Inning Stats	R: 0 E: 0 K: 1 S: 6	H: 1 LOB: 1 BB: 0 P: 6	R: 0 E: 0 K: 1 S: 5	H: 0 LOB: 0 BB: 0 P: 5	R: 1 E: 0 K: 1 S: 6	H: 1 LOB: 0 BB: 0 P: 6	R: 0 E: 0 K: 0 S: 3	H: 0 LOB: 0 BB: 0 P: 3	R: 0 E: 0 K: 1 S: 6	H: 2 LOB: 1 BB: 0 P: 6							
PITCHER Bruce Ruffin, L (1, 1) ERA: 2.78	IP: 5.0 WLS: W BF: 18 H: 4 R: 1 ER: 1 SO: 4 BB: 0 IBB: 0 HBP: 0 BLK: 0 WP: 0 HR: 0 S: 26 P: 26 ERA: 1.80 WHIP: 0.800																

AB	17
R	1
H	4
RBI	1
BB	0
SO	4
LOB	3



WP: 0	PA: 18
FB: 0	
SB: 1	
CS: 0	

Batter	1	2	3	4	5	6	7	8	9	AB	R	H	RBI	BB	SO	LOB	BOTTOM
Gary Redus, R (1, 7) OBP: 0.339, SLG: 0.495	0-0 HR			0-0 5-3						3	1	1	1	0	1	0	Pittsburgh Pirates @ Philadelphia Phillies Veterans Stadium, Philadelphia, PA Sun Aug 17 1986, 3:33 AM EDT Att: 34,298 - Unknown
Milt Thompson, L (1, 8) OBP: 0.270, SLG: 0.290	0-0 5-3		0-0 4-3		0-3 K					3	0	0	0	0	1	0	
Von Hayes, L (1, 3) OBP: 0.378, SLG: 0.442	0-0 2B			0-0 E SF7 1B		0-0 F6				3	2	2	0	0	0	0	
Mike Schmidt, R (1, 5) OBP: 0.385, SLG: 0.545	0-0 2B			0-0 E5 1-3		0-0 4-3				3	1	1	1	0	0	1	
Glenn Wilson, R (1, 9) OBP: 0.312, SLG: 0.404	0-0 WP 1B 2B			0-0 F4						2	1	1	1	0	0	2	
Juan Samuel, R (1, 4) OBP: 0.295, SLG: 0.446	0-3 K			0-0 SF7						1	0	0	1	0	1	1	
Ronn Reynolds, R (1, 2) OBP: 0.340, SLG: 0.460	0-0 2H 1B			0-3 3H 0-3 K						2	0	1	1	0	1	1	
Steve Jeltz, S (1, 6) OBP: 0.333, SLG: 0.269	0-0 5-3				0-0 F9					2	0	0	0	0	0	1	
Bruce Ruffin, S (1, 1) OBP: 0.071, SLG: 0.107			0-3 K		0-0 1-3					2	0	0	0	0	1	0	
Inning Stats	R: 4 E: 0 K: 1 S: 10	H: 5 LOB: 1 BB: 0 P: 10	R: 0 E: 0 K: 2 S: 7	H: 0 LOB: 0 BB: 0 P: 7	R: 1 E: 1 K: 1 S: 7	H: 1 LOB: 1 BB: 0 P: 7	R: 0 E: 0 K: 0 S: 3	H: 0 LOB: 0 BB: 0 P: 3	R: 0 E: 0 K: 1 S: 5	H: 0 LOB: 0 BB: 0 P: 5							
PITCHER Rick Reuschel, R (1, 1) ERA: 4.32	IP: 5.0 WLS: L BF: 22 H: 6 R: 5 ER: 4 SO: 5 BB: 0 IBB: 0 HBP: 0 BLK: 0 WP: 1 HR: 1 S: 32 P: 32 ERA: 7.20 WHIP: 1.200																

AB	21
R	5
H	6
RBI	5
BB	0
SO	5
LOB	6



WP: 1	PA: 22
FB: 0	
SB: 0	
CS: 0	

Batter	1	2	3	4	5	6	7	8	9	AB	R	H	RBI	BB	SO	LOB	TOP										
Gary Redus, R (1.7)	F2		SH5-3 BLK HR 1B		F8		1-3	2B		5	1	2	0	0	0	0	Philadelphia Phillies @ San Francisco Giants Candlestick Park, San Francisco, CA Tue Aug 19 1986, 10:05 PM EDT Att: 10,316 - Unknown										
Milt Thompson, L (1.8)	K		SH5-3 1-3		1-3		3-1 2B	K		4	0	1	0	0	2	1											
Von Hayes, L (1.3)	K		K		F8		3-1	1B		5	0	1	0	0	2	2											
Mike Schmidt, R (1.5)		1B SF8 1B	HR			K	IBB	K	1-2	4	2	2	2	1	2	1											
Glenn Wilson, R (1.9)		6-3 1B	F7			E BB 1B	1-3	K		5	1	2	0	0	1	3											
Juan Samuel, R (1.4)	SF8			CS 1B		E BB		8-3 1B	IBB	2	0	2	1	2	0	0											
Ronn Reynolds, R (1.2)	6-3 1-2		F8			K		8-3	K	5	0	0	0	0	2	7											
Steve Jeltz, S (1.6)		2H 1B		1-2 1B		E5 1-2 2-3		HR BB		3	1	2	1	1	0	2											
Charles Hudson, S (1.1)				5-3		4-3		HR		2	0	0	0	0	1	2											
Greg Gross, L (6, PH)	K							1-H HR		1	0	0	0	0	0	3											
Kent Tekulve, R (6, PH)										0	0	0	0	0	0	0											
Jeff Stone, L (8, PH)										1	1	2	0	0	0	0											
Steve Bedrosian, R (8, 1)										0	0	0	0	0	0	0											
Inning Stats	R: 0 E: 0 K: 2 S: 7	H: 0 LOB: 0 BB: 0 P: 7	R: 2 E: 0 K: 1 S: 8	H: 3 LOB: 1 BB: 0 P: 8	R: 2 E: 0 K: 1 S: 7	H: 2 LOB: 0 BB: 0 P: 7	R: 0 E: 0 K: 0 S: 4	H: 2 LOB: 1 BB: 0 P: 4	R: 0 E: 0 K: 0 S: 3	H: 0 LOB: 0 BB: 0 P: 3	R: 0 E: 1 K: 2 S: 9	H: 1 LOB: 3 BB: 1 P: 13	R: 0 E: 0 K: 0 S: 4	H: 1 LOB: 2 BB: 1 P: 8	R: 2 E: 0 K: 1 S: 7	H: 3 LOB: 1 BB: 1 P: 11	R: 0 E: 0 K: 3 S: 10	H: 1 LOB: 2 BB: 1 P: 14	1B: 9 2B: 3 3B: 0 HR: 2	SF: 1 SAC: 1 DP: 1 HBP: 0	WP: 0 PB: 0 SB: 1 CS: 1	PA: 43					
PITCHER	IP	WLS	BF	H	R	ER	SO	BB	IBB	HBP	BLK	WP	HR	S	P	ERA	WHIP										
Kelly Downs, R (1.1)	5.1		24	8	4	4	5	1	0	0	1	0	1	33	37	6.75	1.688										
Greg Minton, R (6, 1)	1.2	W	8	1	0	0	1	0	1	0	0	0	0	9	13	0.00	0.600										
Scott Garrelts, R (8, 1)	2.0	L	11	4	2	2	4	1	1	0	0	0	1	17	25	9.00	2.500										

Batter	1	2	3	4	5	6	7	8	9	AB	R	H	RBI	BB	SO	LOB	BOTTOM										
Dan Gladden, R (1.8)	F9		G4-6-3 BB		F6		F6		1B	4	0	1	0	1	0	1	Philadelphia Phillies @ San Francisco Giants Candlestick Park, San Francisco, CA Tue Aug 19 1986, 10:05 PM EDT Att: 10,316 - Unknown										
Robby Thompson, R (1.4)	K		G4-6-3 1-2		K		F3		F6	4	0	0	0	0	2	2											
Randy Kutcher, R (9, PH)										1	0	0	0	0	0	1											
Chili Davis, S (1.9)	K			1B HR BB		1B FC3-6 1B		K		3	2	1	0	1	2	0											
Will Clark, L (1.3)		F8		K		FC3-6 1B		HR		4	1	2	1	0	1	1											
Chris Brown, R (1.5)		FC6-4 1B		HR 1B		FC3-6 1-2 3H		6-3		4	1	2	1	0	0	1											
Candy Maldonado, R (1.7)		FC6-4 1B		HR 1B		F5		FC5-4 1B		4	1	3	3	0	0	1											
Bob Brenly, R (1.2)		FC6-4 1-2 2-3		L6		5-3		FC5-4 1-2		4	0	0	0	0	0	4											
Jose Uribe, S (1.6)				G3						2	0	0	0	1	1	2											
Harry Spillman, L (9, PH)	K									1	0	0	0	0	1	0											
Kelly Downs, R (1.1)										2	0	0	0	0	2	0											
Greg Minton, S (6, 1)										0	0	0	0	0	0	0											
Mike Aldrete, L (7, PH)										1	0	0	0	0	0	1											
Scott Garrelts, R (8, 1)										0	0	0	0	0	0	0											
Joel Youngblood, R (9, PH)										1	0	0	0	0	1	0											
Inning Stats	R: 0 E: 0 K: 2 S: 7	H: 0 LOB: 0 BB: 0 P: 7	R: 0 E: 0 K: 1 S: 7	H: 2 LOB: 2 BB: 0 P: 7	R: 0 E: 0 K: 1 S: 4	H: 0 LOB: 0 BB: 1 P: 8	R: 3 E: 0 K: 1 S: 7	H: 2 LOB: 0 BB: 1 P: 11	R: 0 E: 0 K: 2 S: 7	H: 0 LOB: 0 BB: 0 P: 7	R: 1 E: 0 K: 0 S: 5	H: 2 LOB: 1 BB: 0 P: 5	R: 0 E: 0 K: 0 S: 3	H: 0 LOB: 1 BB: 1 P: 7	R: 1 E: 0 K: 1 S: 7	H: 2 LOB: 1 BB: 0 P: 7	R: 0 E: 0 K: 2 S: 8	H: 1 LOB: 1 BB: 0 P: 8	1B: 7 2B: 0 3B: 0 HR: 2	SF: 0 SAC: 0 DP: 1 HBP: 0	WP: 0 PB: 0 SB: 1 CS: 0	PA: 38					
PITCHER	IP	WLS	BF	H	R	ER	SO	BB	IBB	HBP	BLK	WP	HR	S	P	ERA	WHIP										
Charles Hudson, R (1.1)	5.0		20	4	3	3	7	2	0	0	0	0	0	32	40	5.40	1.200										
Kent Tekulve, R (6, 1)	2.0	W	9	2	1	1	0	1	0	0	0	0	0	8	12	4.50	1.500										
Steve Bedrosian, R (8, 1)	2.0	S	9	3	1	1	3	0	0	0	0	0	1	15	15	4.50	1.500										

Batter	1	2	3	4	5	6	7	8	9	10	AB	R	H	RBI	BB	SO	LOB	TOP			
Gary Redus, R OBP: 0.333, SLG: 0.487 (1, 7)	F8		K			K		F9		K	5	0	0	0	0	3	4	Philadelphia Phillies @ San Francisco Giants Candlestick Park, San Francisco, CA Wed Aug 20 1986, 6:33 AM EDT Att: 10,723 - Unknown AB 36 R 1 H 8 RBI 1 BB 1 SO 5 LOB 12			
Milt Thompson, L OBP: 0.269, SLG: 0.290 (1, 8)	1B BB		1-3			F6			B3		3	0	0	0	1	0					
Von Hayes, L OBP: 0.377, SLG: 0.440 (1, 3)	G6-4-3 1B					G3		G6-4-3 1B	L4		4	0	2	0	0	0					
Mike Schmidt, R OBP: 0.384, SLG: 0.546 (1, 5)	G6-4-3					F4		L8	6-3		4	0	0	0	0	0	3				
Glenn Wilson, R OBP: 0.310, SLG: 0.400 (1, 9)		6-3				4-3		G6-4-3		6-3	4	0	0	0	0	1					
Juan Samuel, R OBP: 0.306, SLG: 0.456 (1, 4)						F8		1B 6-3-3 1B		HR	4	1	2	1	0	1					
Ronn Reynolds, R OBP: 0.306, SLG: 0.407 (1, 2)						L9		6-3		6-3	4	0	1	0	0	0	1				
Steve Jeltz, S OBP: 0.339, SLG: 0.276 (1, 6)						6-3		1B		1B	4	0	2	0	0	0	1				
Don Carman, L OBP: 0.322, SLG: 0.403 (10, PH)						5-3		FC3-2-5 1B		1B	3	0	0	0	0	1	2				
Steve Bedrosian, R OBP: 0.400, SLG: 0.250 (10, 1)								1-2 3-H		1B	1	0	1	0	0	0	0				
Inning Stats	R: 0 E: 0 K: 0 S: 3	H: 1 LOB: 1 BB: 1 P: 7	R: 0 E: 0 K: 1 S: 6	H: 1 LOB: 1 BB: 0 P: 6	R: 0 E: 0 K: 1 S: 5	H: 0 LOB: 0 BB: 0 P: 5	R: 0 E: 0 K: 2 S: 7	H: 0 LOB: 0 BB: 0 P: 7	R: 0 E: 0 K: 0 S: 3	H: 1 LOB: 0 BB: 0 P: 3	R: 0 E: 0 K: 0 S: 5	H: 2 LOB: 2 BB: 0 P: 5	R: 0 E: 0 K: 0 S: 3	H: 0 LOB: 0 BB: 0 P: 3	R: 1 E: 0 K: 1 S: 8	H: 3 LOB: 2 BB: 0 P: 8	1B: 7 2B: 0 3B: 0 HR: 1	SF: 0 SAC: 0 DP: 2 HBP: 0	WP: 0 PA: 37 PB: 0 SB: 0 CS: 0		
PITCHER Mike Krukow, R ERA: 3.23 (1, 1)	IP: 10.0 WLS: L BF: 37 H: 8 R: 1 ER: 1 SO: 5 BB: 1 IBB: 0 HBP: 0 BLK: 0 WP: 0 HR: 1 S: 46 P: 50 ERA: 0.90 WHIP: 0.900											PITCHER									

Batter	1	2	3	4	5	6	7	8	9	10	AB	R	H	RBI	BB	SO	LOB	BOTTOM			
Dan Gladden, R OBP: 0.367, SLG: 0.379 (1, 8)	K			K			F3				3	0	0	0	1	2	0	Philadelphia Phillies @ San Francisco Giants Candlestick Park, San Francisco, CA Wed Aug 20 1986, 6:33 AM EDT Att: 10,723 - Unknown AB 30 R 0 H 1 RBI 0 BB 1 SO 10 LOB 3			
Robby Thompson, R OBP: 0.315, SLG: 0.357 (1, 4)	K			6-3			4-3		IBB		3	0	0	0	0	1	0				
Joel Youngblood, R OBP: 0.304, SLG: 0.386 (9, PH)	K								F3		1	0	0	0	0	0	2				
Luis Quinones, S OBP: 0.266, SLG: 0.361 (10, 4)	K										0	0	0	0	0	0	0				
Chili Davis, S OBP: 0.359, SLG: 0.409 (1, 9)	5-3			F3			K				4	0	0	0	0	1	0				
Will Clark, L OBP: 0.343, SLG: 0.471 (1, 3)		F7					3-1		F4		4	0	0	0	0	0	0				
Chris Brown, R OBP: 0.393, SLG: 0.444 (1, 5)		K					F9		6-3		4	0	0	0	0	2	0				
Candy Maldonado, R OBP: 0.296, SLG: 0.485 (1, 7)		L7					F9		K		3	0	0	0	0	1	0				
Bob Brenly, R OBP: 0.359, SLG: 0.379 (1, 2)				6-3			F3		FC5-6 2B		3	0	1	0	0	0	0				
Jose Uribe, S OBP: 0.299, SLG: 0.286 (1, 6)				K			F9		FC5-6 SH1-4		3	0	0	0	0	1	1				
Mike Krukow, R OBP: 0.200, SLG: 0.190 (1, 1)				K			K		SH1-4		2	0	0	0	0	2	0				
Inning Stats	R: 0 E: 0 K: 2 S: 7	H: 0 LOB: 0 BB: 0 P: 7	R: 0 E: 0 K: 1 S: 5	H: 0 LOB: 0 BB: 0 P: 5	R: 0 E: 0 K: 2 S: 7	H: 0 LOB: 0 BB: 0 P: 7	R: 0 E: 0 K: 1 S: 5	H: 0 LOB: 0 BB: 0 P: 5	R: 0 E: 0 K: 1 S: 5	H: 0 LOB: 0 BB: 0 P: 5	R: 0 E: 0 K: 1 S: 5	H: 0 LOB: 2 BB: 1 P: 8	R: 0 E: 0 K: 1 S: 5	H: 0 LOB: 0 BB: 0 P: 5	1B: 0 2B: 1 3B: 0 HR: 0	SF: 0 SAC: 1 DP: 0 HBP: 0	WP: 0 PA: 32 PB: 0 SB: 0 CS: 0				
PITCHER Don Carman, L ERA: 3.59 (1, 1)	IP: 9.0 WLS: W BF: 29 H: 1 R: 0 ER: 0 SO: 9 BB: 0 IBB: 1 HBP: 0 BLK: 0 WP: 0 HR: 0 S: 46 P: 50 ERA: 0.00 WHIP: 0.111											PITCHER									
Steve Bedrosian, R ERA: 2.98 (10, 1)	IP: 1.0 WLS: S BF: 3 H: 0 R: 0 ER: 0 SO: 1 BB: 0 IBB: 0 HBP: 0 BLK: 0 WP: 0 HR: 0 S: 5 P: 5 ERA: 0.00 WHIP: 0.000																				

Batter	1	2	3	4	5	6	7	8	9	AB	R	H	RBI	BB	SO	LOB	TOP										
Gary Redus, R OBP: 0.335, SLG: 0.483 (1, 7)										4	1	1	0	1	1	1	Philadelphia Phillies @ San Francisco Giants Candlestick Park, San Francisco, CA Thu Aug 21 1986, 6:33 AM EDT Att: 7,959 - Unknown										
Milt Thompson, L OBP: 0.274, SLG: 0.299 (1, 8)										4	1	2	0	0	0	0											
Mike Schmidt, R OBP: 0.384, SLG: 0.545 (9, PH)										1	0	0	0	0	1	1											
Von Hayes, L OBP: 0.376, SLG: 0.438 (1, 3)										4	1	1	1	0	0	0											
Glenn Wilson, R OBP: 0.312, SLG: 0.401 (1, 9)										4	1	2	1	0	1	0											
Juan Samuel, R OBP: 0.303, SLG: 0.452 (1, 4)										4	1	0	0	0	1	3											
Rick Schu, R OBP: 0.338, SLG: 0.457 (1, 5)										4	1	2	3	0	0	0											
Ronn Reynolds, R OBP: 0.288, SLG: 0.381 (1, 2)										4	0	0	0	0	1	1											
Steve Jeltz, S OBP: 0.339, SLG: 0.276 (1, 6)										3	0	1	0	0	1	0											
Greg Gross, L OBP: 0.376, SLG: 0.306 (9, PH)										1	0	1	0	0	0	0											
Kevin Gross, R OBP: 0.177, SLG: 0.279 (8, 1)										3	0	1	0	0	0	1											
Kent Tekulve, R (8, 1)										0	0	0	0	0	0	0											
Ron Roenicke, S OBP: 0.382, SLG: 0.388 (9, PH)										1	0	0	0	0	1	1											
Inning Stats	R: 5 E: 0 K: 1 S: 10	H: 5 LOB: 0 BB: 0 P: 10	R: 0 E: 0 K: 0 S: 3	H: 0 LOB: 0 BB: 0 P: 3	R: 0 E: 0 K: 0 S: 3	H: 0 LOB: 0 BB: 0 P: 3	R: 0 E: 0 K: 0 S: 4	H: 1 LOB: 1 BB: 0 P: 4	R: 0 E: 0 K: 1 S: 5	H: 0 LOB: 0 BB: 0 P: 5	R: 0 E: 0 K: 0 S: 4	H: 2 LOB: 2 BB: 1 P: 8	R: 1 E: 0 K: 2 S: 9	H: 2 LOB: 1 BB: 0 P: 9	R: 0 E: 0 K: 3 S: 10	H: 1 LOB: 1 BB: 0 P: 10	1B: 8 2B: 2 3B: 0 HR: 1	SF: 0 SAC: 0 DP: 0 HBP: 0	WP: 1 PB: 0 SB: 1 CS: 0	PA: 38							
PITCHER	IP	WLS	BF	H	R	ER	SO	BB	IBB	HBP	BLK	WP	HR	S	P	ERA	WHIP										
Jeff Robinson, R ERA: 4.0 (1, 1)	4.0		18	6	5	5	1	0	0	0	0	0	1	20	20	11.25	1.500										
Frank Williams, R ERA: 1.39 (5, 1)	2.0	W	6	0	0	0	1	0	0	0	0	0	0	8	8	0.00	0.000										
Mark Davis, L ERA: 2.82 (7, 1)	2.0	S	10	4	1	1	2	0	1	0	0	1	0	13	17	4.50	2.000										
Scott Garrelts, R ERA: 3.48 (9, 1)	1.0		4	1	0	0	3	0	0	0	0	0	0	10	10	0.00	1.000										

Batter	1	2	3	4	5	6	7	8	9	AB	R	H	RBI	BB	SO	LOB	BOTTOM										
Dan Gladden, R OBP: 0.374, SLG: 0.377 (1, 8)										1	2	0	1	4	0	0	Philadelphia Phillies @ San Francisco Giants Candlestick Park, San Francisco, CA Thu Aug 21 1986, 6:33 AM EDT Att: 7,959 - Unknown										
Luis Quiñones, S OBP: 0.281, SLG: 0.348 (1, 4) (7, 6)										5	1	1	2	0	1	3											
Candy Maldonado, R OBP: 0.289, SLG: 0.485 (1, 9)										4	0	1	2	1	1	2											
Scott Garrelts, R OBP: 0.179, SLG: 0.184 (9, 1)										0	0	0	0	0	0	0											
Will Clark, L OBP: 0.344, SLG: 0.471 (1, 3)										4	0	1	1	1	0	3											
Chris Brown, R OBP: 0.393, SLG: 0.442 (1, 5)										4	1	1	0	0	1	4											
Mike Aldrete, L OBP: 0.333, SLG: 0.385 (1, 7)										3	2	1	0	1	0	2											
Bob Melvin, R OBP: 0.270, SLG: 0.338 (1, 2)										4	0	0	0	0	2	6											
Jose Uribe, S OBP: 0.300, SLG: 0.287 (6, PH)										2	0	1	0	0	1	0											
Harry Spillman, L OBP: 0.315, SLG: 0.452 (6, PH)										1	0	1	1	0	0	0											
Mark Davis, L OBP: 0.143, SLG: 0.286 (7, 1)										0	0	0	0	0	0	0											
Chili Davis, S OBP: 0.358, SLG: 0.408 (8, PH) (9, 9)										1	0	0	0	0	1	2											
Jeff Robinson, R OBP: 0.091, SLG: 0.100 (1, 1)										1	0	0	0	0	0	1											
Randy Kutcher, R OBP: 0.269, SLG: 0.432 (4, PH)										1	0	0	0	0	0	0											
Frank Williams, R OBP: 0.500, SLG: 0.500 (5, 1)										0	0	0	0	0	0	0											
Robby Thompson, R OBP: 0.315, SLG: 0.357 (6, PH) (7, 4)										2	1	1	0	0	0	1											
Inning Stats	R: 0 E: 0 K: 0 S: 3	H: 0 LOB: 2 BB: 2 P: 11	R: 0 E: 1 K: 0 S: 4	H: 1 LOB: 1 BB: 0 P: 4	R: 1 E: 1 K: 2 S: 9	H: 1 LOB: 3 BB: 1 P: 14	R: 0 E: 0 K: 1 S: 5	H: 0 LOB: 0 BB: 0 P: 5	R: 0 E: 0 K: 0 S: 3	H: 2 LOB: 1 BB: 0 P: 5	R: 1 E: 0 K: 0 S: 5	H: 2 LOB: 1 BB: 1 P: 9	R: 0 E: 0 K: 1 S: 5	H: 4 LOB: 2 BB: 3 P: 25	R: 5 E: 0 K: 3 S: 13	H: 4 LOB: 2 BB: 3 P: 25	1B: 5 2B: 3 3B: 0 HR: 0	SF: 0 SAC: 0 DP: 0 HBP: 1	WP: 0 PB: 0 SB: 1 CS: 0	PA: 41							
PITCHER	IP	WLS	BF	H	R	ER	SO	BB	IBB	HBP	BLK	WP	HR	S	P	ERA	WHIP										
Kevin Gross, R ERA: 3.93 (1, 1)	7.2		36	6	5	5	6	5	0	1	0	0	0	42	42	5.87	1.435										
Kent Tekulve, R ERA: 2.77 (8, 1)	0.1	L	5	2	2	2	1	1	1	0	0	0	0	5	13	54.00	9.000										

Batter	1	2	3	4	5	6	7	8	9	AB	R	H	RBI	BB	SO	LOB	TOP										
Jeff Stone, L (1, 7) OBP: 0.331, SLG: 0.414 Steve Bedrosian, R (9, 1) OBP: 0.400, SLG: 0.250	0-0 G3 S 1B		0-0 6-3		0-0 1-3 2B		0-0 CS 1B		0-0 SH2-4 1-2 2-3 1B	4	0	3	0	0	0	0	Philadelphia Phillies @ San Diego Padres Jack Murphy Stadium, San Diego, CA Sun Aug 24 1986, 6:33 AM EDT Att: 13,409 - Unknown livebaseballscorecards.com										
Milt Thompson, L (1, 8) OBP: 0.273, SLG: 0.295	0-3 K 1-2			0-0 L1	0-0 SF8		0-0 1B 1-2 1B		0-0 2H 3H 0-0 1B	4	0	2	3	0	1	1											
Von Hayes, L (1, 3) OBP: 0.375, SLG: 0.436	0-0 G3 2-3			0-0 3B 1B	0-0 F7		0-0 1-3 1B		0-0 3-1	5	1	2	0	0	0	2											
Mike Schmidt, R (1, 5) OBP: 0.383, SLG: 0.540	0-0 5-3			0-0 F8		4-0 BB BB		0-3 K		3	0	0	0	1	1	4											
Glenn Wilson, R (1, 9) OBP: 0.309, SLG: 0.402		0-0 5-3		0-0 1H HR 3B		0-0 F4		0-3 K		4	1	1	1	0	1	1											
Juan Samuel, R (1, 4) OBP: 0.301, SLG: 0.459		0-0 B1-3		0-0 HR		0-3 K		0-0 B2		4	1	1	2	0	1	1											
Ronn Reynolds, R (1, 2) OBP: 0.280, SLG: 0.352		0-3 K		0-0 F5		4-0 1-2 BB		0-0 6-3		3	0	0	0	1	1	0											
Steve Jeltz, S (1, 6) OBP: 0.337, SLG: 0.274			0-0 1-3		0-3 K		0-0 F8		0-0 SH2-4 BB 1B 1B	4	1	1	0	0	1	2											
Charles Hudson, S (1, 1) OBP: 0.075, SLG: 0.049 Michael Jackson, R (3, 1) OBP: 0.345, SLG: 0.457 Rick Schi, R (5, PH) OBP: 0.399, SLG: 0.299 Kent Tekulve, R (7, 1) OBP: 0.383, SLG: 0.386			0-3 K		4-0 2B SF8 BB		0-0 6-3		4-0 1-2 BB SH2-4 1B BB	1	0	0	0	0	1	0											
Inning Stats	R: 0 E: 0 K: 1 S: 6	H: 1 LOB: 1 BB: 0 P: 6	R: 0 E: 0 K: 1 S: 5	H: 0 LOB: 0 BB: 0 P: 5	R: 0 E: 0 K: 1 S: 5	H: 0 LOB: 0 BB: 0 P: 5	R: 3 E: 0 K: 0 S: 6	H: 3 LOB: 0 BB: 0 P: 6	R: 1 E: 0 K: 1 S: 6	H: 1 LOB: 1 BB: 1 P: 10	R: 0 E: 0 K: 1 S: 5	H: 0 LOB: 0 BB: 0 P: 13	R: 0 E: 0 K: 1 S: 7	H: 3 LOB: 2 BB: 0 P: 7	R: 0 E: 0 K: 1 S: 5	H: 0 LOB: 0 BB: 0 P: 5		R: 2 E: 0 K: 0 S: 4	H: 2 LOB: 0 BB: 1 P: 8	1B: 7 2B: 1 3B: 1 HR: 1	SF: 1 SAC: 1 DP: 0 HBP: 0	WP: 0 PA: 39 PB: 0 SB: 1 CS: 1					
PITCHER	IP	WLS	BF	H	R	ER	SO	BB	IBB	HBP	BLK	WP	HR	S	P	ERA	WHIP										
Andy Hawkins, R (1, 1) ERA: 4.34	5.2		25	5	4	4	5	3	0	0	0	0	1	32	44	6.35	1.412										
Lance McCullers, R (6, 1) ERA: 2.59	2.1		9	3	0	0	2	0	0	0	0	0	0	13	13	0.00	1.286										
Rich Gossage, R (9, 1) ERA: 4.3	1.0	L	5	2	2	2	0	1	0	0	0	0	0	4	8	18.00	3.000										

Batter	1	2	3	4	5	6	7	8	9	AB	R	H	RBI	BB	SO	LOB	BOTTOM										
Tim Flannery, L (1, 5) OBP: 0.391, SLG: 0.362	0-0 F7			0-0 PB 1B 1B		0-0 3-1		0-0 1B		5	0	3	0	0	0	0	Philadelphia Phillies @ San Diego Padres Jack Murphy Stadium, San Diego, CA Sun Aug 24 1986, 6:33 AM EDT Att: 13,409 - Unknown livebaseballscorecards.com										
Tony Gwynn, L (1, 9) OBP: 0.387, SLG: 0.485	4-0 S 1B BB			0-0 1H 1B		0-0 G1-6-3 1B		0-0 G3		4	1	3	0	1	0	1											
John Kruk, L (1, 7) OBP: 0.421, SLG: 0.459 Rich Gossage, R (9, 1) Dane Iorg, L (9, PH) OBP: 0.247, SLG: 0.325	0-0 F8			0-0 4-3		0-0 G1-6-3 1-2 1B		0-0 F7		4	0	0	0	0	0	5											
Kevin McReynolds, R (1, 8) OBP: 0.359, SLG: 0.484	4-0 HR 1B BB			0-0 CS BB 1B		0-0 FC6-4 1B		0-0 L8		4	1	2	0	1	1	0											
Steve Garvey, R (1, 3) OBP: 0.292, SLG: 0.424	0-0 HR 1-2 2H 1B			4-0 CS 1B BB		0-0 FC6-4 E 1-2 1B		0-0 K		4	2	1	1	1	1	1											
Terry Kennedy, L (1, 2) OBP: 0.322, SLG: 0.392	0-0 HR			0-0 K		0-0 E 1-2 1B		0-0 E1		4	1	2	3	0	1	2											
Bip Roberts, S (1, 4) OBP: 0.295, SLG: 0.295 Graig Nettles, L (7, PH) OBP: 0.286, SLG: 0.390	0-0 G3			0-0 2H 1B		0-0 F8		0-0 F8		3	0	1	1	0	0	2											
Garry Templeton, S (1, 6) OBP: 0.274, SLG: 0.277		0-3 K		0-0 L5		0-0 E4 FC6-4 1-2 2-3 1B		0-0 B1-3		4	0	0	0	0	1	3											
Andy Hawkins, R (1, 1) OBP: 0.185, SLG: 0.189 Lance McCullers, S (6, 1) OBP: 0.167, SLG: 0.095 Marvell Wynne, L (6, PH) OBP: 0.284, SLG: 0.410		0-0 L8		0-0 F3		0-0 FC6-4 1-2 1B		0-0 4-3		3	0	0	0	0	0	3											
Inning Stats	R: 4 E: 0 K: 0 S: 5	H: 2 LOB: 2 BB: 2 P: 13	R: 0 E: 0 K: 1 S: 7	H: 2 LOB: 0 BB: 0 P: 7	R: 1 E: 0 K: 1 S: 6	H: 2 LOB: 1 BB: 1 P: 10	R: 0 E: 0 K: 0 S: 4	H: 2 LOB: 0 BB: 0 P: 4	R: 0 E: 0 K: 0 S: 3	H: 1 LOB: 0 BB: 0 P: 3	R: 0 E: 0 K: 2 S: 8	H: 0 LOB: 1 BB: 0 P: 8	R: 0 E: 0 K: 0 S: 4	H: 1 LOB: 0 BB: 0 P: 4	R: 0 E: 0 K: 0 S: 3	H: 0 LOB: 0 BB: 0 P: 3		1B: 11 2B: 1 3B: 0 HR: 1	SF: 0 SAC: 0 DP: 2 HBP: 0	WP: 0 PA: 41 PB: 1 SB: 1 CS: 2							
PITCHER	IP	WLS	BF	H	R	ER	SO	BB	IBB	HBP	BLK	WP	HR	S	P	ERA	WHIP										
Charles Hudson, R (1, 1) ERA: 5.15	2.0		14	5	5	5	1	3	0	0	0	0	0	9	9	0.00	1.500										
Michael Jackson, R (3, 1) ERA: 1.5	2.0		7	3	0	0	1	0	0	0	0	0	0	9	9	0.00	1.500										
Tom Hume, R (5, 1) ERA: 2.85	2.0		9	3	0	0	0	0	0	0	0	0	0	9	9	0.00	1.500										
Kent Tekulve, R (7, 1) ERA: 2.76	2.0	W	8	1	0	0	2	0	0	0	0	0	0	12	12	0.00	0.500										
Steve Bedrosian, R (9, 1) ERA: 2.86	1.0	S	3	0	0	0	0	0	0	0	0	0	0	3	3	0.00	0.000										

Batter	1	2	3	4	5	6	7	8	9	AB	R	H	RBI	BB	SO	LOB	TOP								
Jeff Stone, L OBP: 0.335, SLG: 0.417 (1, 7)	4-3		CS 1B		K			E7 1B	G3	5	1	2	0	0	1	2									
Milt Thompson, L OBP: 0.274, SLG: 0.296 Ron Roenicke, S OBP: 0.384, SLG: 0.385 (8, PH)	1B		K			F5		1B HR		3	1	1	0	0	1	1									
Von Hayes, L OBP: 0.375, SLG: 0.437 (1, 3)	1B					F9		HR		4	1	3	2	0	0	0									
Mike Schmidt, R OBP: 0.379, SLG: 0.532 (1, 5)	K				F4			K		4	0	0	0	0	2	4									
Glenn Wilson, R OBP: 0.306, SLG: 0.404 (1, 9)	6-3				6-3					4	1	1	3	0	0	2									
Juan Samuel, R OBP: 0.296, SLG: 0.451 Steve Bedrosian, R OBP: 0.400, SLG: 0.250 (8, 1)		F8			F8			F4		4	0	0	0	0	1	1									
John Russell, R OBP: 0.293, SLG: 0.439 (1, 2)		F8			6-3			HR		4	1	2	1	0	0	0									
Steve Jeltz, S OBP: 0.333, SLG: 0.269 (1, 6)	4-3				K			4-3		3	0	0	0	0	1	0									
Kevin Gross, R OBP: 0.188, SLG: 0.286 Rick Schu, R OBP: 0.343, SLG: 0.455 Luis Aguayo, R OBP: 0.241, SLG: 0.327 (8, PH)			6-3					F9	K	2	0	1	0	0	0	0									
Inning Stats	R: 1 E: 0 K: 1 S: 7	H: 2 LOB: 1 BB: 0 P: 7	R: 0 E: 0 K: 0 S: 3	H: 0 LOB: 0 BB: 0 P: 3	R: 0 E: 0 K: 1 S: 5	H: 1 LOB: 0 BB: 0 P: 5	R: 0 E: 0 K: 0 S: 4	H: 1 LOB: 1 BB: 0 P: 4	R: 0 E: 0 K: 2 S: 8	H: 0 LOB: 0 BB: 0 P: 8	R: 0 E: 0 K: 0 S: 3	H: 0 LOB: 0 BB: 0 P: 3	R: 1 E: 0 K: 1 S: 6	H: 1 LOB: 0 BB: 0 P: 6	R: 4 E: 1 K: 1 S: 8	H: 3 LOB: 0 BB: 1 P: 12	R: 0 E: 0 K: 1 S: 6	H: 1 LOB: 1 BB: 0 P: 6	1B: 7 2B: 1 3B: 0 HR: 2	SF: 0 SAC: 1 DP: 0 HBP: 0	WP: 0 PB: 0 SB: 2 CS: 1	PA: 37			
PITCHER	IP	WLS	BF	H	R	ER	SO	BB	IBB	HBP	BLK	WP	HR	S	P	ERA	WHIP								
Alejandro Pena, R ERA: 4.34 (1, 1)	6.0		22	5	1	1	4	0	0	0	0	0	0	30	30	1.50	0.833								
Ed Vande Berg, L ERA: 3.59 (7, 1)	1.1	L	8	3	4	4	1	1	0	0	0	0	1	9	13	27.00	3.000								
Ken Howell, R ERA: 3.06 (8, 1)	0.2		3	1	1	1	1	0	0	0	0	0	1	5	5	13.50	1.500								
Brian Holton, R ERA: (9, 1)	1.0		4	1	0	0	1	0	0	0	0	0	0	6	6	0.00	1.000								

Philadelphia Phillies @ Los Angeles Dodgers
Dodger Stadium, Los Angeles, CA
Tue Aug 26 1986, 7:05 PM PDT
Att: 30,979 - Unknown

AB	35
R	6
H	10
RBI	6
BB	1
SO	7
LOB	11



Batter	1	2	3	4	5	6	7	8	9	AB	R	H	RBI	BB	SO	LOB	BOTTOM								
Steve Sax, R OBP: 0.377, SLG: 0.424 (1, 4)	2B	F3		F9		S 1B		K		5	0	2	1	0	1	6									
Franklin Stubbs, L OBP: 0.300, SLG: 0.450 (1, 7)	F8		1B 1B		K	F5			HR	5	2	2	1	0	1	2									
Bill Madlock, R OBP: 0.333, SLG: 0.395 (1, 5)	K		B2-6 1B		G1 1B			F8	6-3	5	0	2	0	0	1	1									
Len Matuszek, L OBP: 0.338, SLG: 0.469 Ken Howell, R OBP: 0.326, SLG: 0.365 (8, 1)	F7		E S 1B		G1 1B			L6-3 1B	1B BB	4	0	2	1	0	0	2									
Mike Scioscia, L OBP: 0.395, SLG: 0.373 (1, 2)		1B 1B BB	B2-6 1B					L6-3	K	3	0	0	0	2	1	4									
Enos Cabell, R OBP: 0.303, SLG: 0.345 (8, 3)	F7		4-3		L6				WP 1B	5	0	2	1	0	0	4									
Dave Anderson, R OBP: 0.313, SLG: 0.325 (1, 6)		1B 1B			F8			6-3 SH1-3 1B	1B BB	4	1	2	0	1	0	1									
Jose Gonzalez, R OBP: 0.278, SLG: 0.226 (1, 8)	F7				SH3-4 1B			SH1-3	K	3	0	1	0	0	1	4									
Alejandro Pena, R OBP: 0.250, SLG: 0.250 Alex Trevino, R OBP: 0.356, SLG: 0.401 Ed Vande Berg, R OBP: 0.285, SLG: 0.279 Brian Holton, R ERA: (9, 1)					SH3-4			6-3	K	1	0	1	0	0	0	0									
Inning Stats	R: 0 E: 0 K: 1 S: 6	H: 1 LOB: 3 BB: 1 P: 9	R: 0 E: 0 K: 0 S: 5	H: 2 LOB: 1 BB: 1 P: 9	R: 1 E: 0 K: 0 S: 5	H: 3 LOB: 1 BB: 0 P: 5	R: 0 E: 0 K: 0 S: 4	H: 1 LOB: 1 BB: 0 P: 4	R: 0 E: 0 K: 1 S: 6	H: 1 LOB: 2 BB: 1 P: 10	R: 1 E: 0 K: 0 S: 5	H: 2 LOB: 1 BB: 0 P: 5	R: 0 E: 0 K: 0 S: 3	H: 1 LOB: 0 BB: 0 P: 3	R: 0 E: 0 K: 3 S: 10	H: 1 LOB: 2 BB: 1 P: 14	R: 2 E: 0 K: 1 S: 7	H: 2 LOB: 1 BB: 1 P: 11	1B: 12 2B: 3 3B: 0 HR: 1	SF: 0 SAC: 2 DP: 2 HBP: 0	WP: 1 PB: 0 SB: 3 CS: 0	PA: 43			
PITCHER	IP	WLS	BF	H	R	ER	SO	BB	IBB	HBP	BLK	WP	HR	S	P	ERA	WHIP								
Kevin Gross, R ERA: 3.88 (1, 1)	7.0		32	11	2	2	2	2	0	0	0	1	1	17	25	9.00	2.500								
Steve Bedrosian, R ERA: 3.03 (8, 1)	2.0		11	3	2	2	4	2	0	0	0	1	1	17	25	9.00	2.500								

Philadelphia Phillies @ Los Angeles Dodgers
Dodger Stadium, Los Angeles, CA
Tue Aug 26 1986, 7:05 PM PDT
Att: 30,979 - Unknown

AB	37
R	4
H	14
RBI	4
BB	4
SO	6
LOB	27



Batter	1	2	3	4	5	6	7	8	9	AB	R	H	RBI	BB	SO	LOB	TOP			
Jeff Stone, L (1, 7) OBP: 0.336, SLG: 0.411 Steve Bedrosian, R (9, 1) OBP: 0.400, SLG: 0.250	0-0 F7	4-0 BB		4-0 BB		0-3 K			0-0 E6 1B	3	1	0	0	2	1	1				
Milt Thompson, L (1, 8) OBP: 0.277, SLG: 0.298	0-0 1B BLK SF9 1B	0-3 K		0-0 1B		0-0 F5			0-3 K	5	1	2	0	0	2	4				
Von Hayes, L (1, 3) OBP: 0.375, SLG: 0.436	0-0 SF9 1-3 1B		0-0 4-3	0-0 F5			0-0 4-3		0-0 1B 2H	5	0	2	1	0	0	2				
Mike Schmidt, R (1, 5) OBP: 0.379, SLG: 0.530	4-0 1B 1-2 BB		0-0 1B	0-0 1B		0-3 K		0-0 F4	0-0 F9	4	0	1	0	1	1	1				
Glenn Wilson, R (1, 9) OBP: 0.308, SLG: 0.406	0-0 SF9 2-3 3H		0-0 1B	0-0 1B		0-0 1B		0-0 F4		3	0	2	1	0	0	0				
Juan Samuel, R (1, 4) OBP: 0.294, SLG: 0.447	0-3 K		0-0 F9	0-0 F8		0-0 F8		0-0 5-3		4	0	0	0	0	1	5				
Ronn Reynolds, R (1, 2) OBP: 0.265, SLG: 0.329		0-3 K	0-3 K	0-3 K		0-3 K		0-3 K		4	0	0	0	0	4	3				
Steve Jeltz, S (1, 6) OBP: 0.334, SLG: 0.272		0-0 FC1-6 1B		0-0 F8		0-0 FC3-6 1B		0-0 F8		4	0	2	0	0	0	0				
Bruce Ruffin, S (1, 1) OBP: 0.086, SLG: 0.114 Greg Gross, L (9, PH) OBP: 0.365, SLG: 0.295	0-0 FC1-6 1-2 BB		0-0 K	0-0 FC3-6 1-2		0-0 K		0-0 5-3		3	0	0	0	0	1	2				
Inning Stats	R: 1 E: 0 K: 1 S: 7	H: 2 LOB: 2 BB: 1 P: 11	R: 0 E: 0 K: 2 S: 8	H: 1 LOB: 2 BB: 1 P: 12	R: 0 E: 0 K: 1 S: 7	H: 2 LOB: 2 BB: 0 P: 7	R: 0 E: 0 K: 1 S: 6	H: 1 LOB: 1 BB: 0 P: 10	R: 0 E: 0 K: 2 S: 8	H: 1 LOB: 1 BB: 0 P: 6	R: 0 E: 0 K: 0 S: 3	H: 0 LOB: 0 BB: 0 P: 3	R: 0 E: 0 K: 1 S: 5	H: 0 LOB: 0 BB: 0 P: 5	R: 1 E: 1 K: 1 S: 7	H: 1 LOB: 1 BB: 0 P: 7	1B: 9 2B: 0 3B: 0 HR: 0	SF: 1 SAC: 0 DP: 0 HBP: 0	WP: 0 PB: 0 SB: 1 CS: 0	PA: 40
PITCHER Bob Welch, R (1, 1) ERA: 3.43	IP: 9.0 WLS: L BF: 40	H: 9 R: 2 ER: 1 SO: 10	BB: 3 IBB: 0 HBP: 0 BLK: 1	WP: 0 HR: 0 S: 57 P: 69	ERA: 1.00 WHIP: 1.333	PITCHER IP: WLS: BF: H: R: ER: SO: BB: IBB: HBP: BLK: WP: HR: S: P: ERA: WHIP														

Philadelphia Phillies @ Los Angeles Dodgers
 Dodger Stadium, Los Angeles, CA
 Wed Aug 27 1986, 3:33 AM PDT
 Att: 23,543 - Unknown

AB	36
R	2
H	9
RBI	2
BB	3
SO	10
LOB	18



Batter	1	2	3	4	5	6	7	8	9	AB	R	H	RBI	BB	SO	LOB	BOTTOM					
Dave Anderson, R (1, 6) OBP: 0.312, SLG: 0.318	0-0 1-3			0-0 6-3		4-0 1B SF7 BB		0-0 F7		3	1	0	0	1	0	0						
Bill Russell, R (1, 7) OBP: 0.289, SLG: 0.283	0-0 6-3			0-0 G5-4-3 1B		0-0 SF7 1B		0-0 6-3		4	0	2	0	0	0	0						
Steve Sax, R (1, 4) OBP: 0.374, SLG: 0.421	0-0 4-3			0-0 G5-4-3 1-2		0-0 SF7 1-2 3H			0-0 1-3	3	0	0	1	0	0	1						
Enos Cabell, R (1, 3) OBP: 0.300, SLG: 0.341 Len Matuszek, L (9, PH) OBP: 0.342, SLG: 0.469 Mike Marshall, R (9, FR) OBP: 0.298, SLG: 0.439		0-0 6-3		0-0 5-3		0-0 5-3			4-0 1B BB	3	0	0	0	0	0	1						
Alex Trevino, R (1, 2) OBP: 0.355, SLG: 0.400 Franklin Stubbs, L (9, PH) OBP: 0.299, SLG: 0.449		0-0 4-3		0-0 FC5 1B		0-0 F8			0-3 K	3	0	1	0	0	0	0						
Jeff Hamilton, R (1, 5) OBP: 0.267, SLG: 0.368 Bill Madlock, R (9, PH) OBP: 0.335, SLG: 0.397		0-0 4-3		0-0 FC5 1-2 1B		0-0 F9			0-0 1-3 1B	3	0	1	0	0	0	0						
Reggie Williams, R (1, 9) OBP: 0.326, SLG: 0.364 Mike Scioscia, L (9, PH) OBP: 0.394, SLG: 0.372			0-0 5-3	0-0 FC5 1-2 2-3F		0-0 1B			0-3 K	3	0	1	0	0	0	2						
Jose Gonzalez, R (1, 8) OBP: 0.256, SLG: 0.206			0-0 6-3	0-0 F9		0-0 5-3				3	0	0	0	0	0	3						
Bob Welch, R (1, 1) OBP: 0.182, SLG: 0.164			0-3 K		0-0 B2			0-0 6-3		3	0	0	0	0	1	0						
Inning Stats	R: 0 E: 0 K: 0 S: 3	H: 0 LOB: 0 BB: 0 P: 3	R: 0 E: 0 K: 0 S: 3	H: 0 LOB: 0 BB: 0 P: 3	R: 0 E: 0 K: 1 S: 5	H: 0 LOB: 0 BB: 0 P: 5	R: 0 E: 0 K: 0 S: 3	H: 1 LOB: 0 BB: 0 P: 3	R: 0 E: 0 K: 0 S: 5	H: 2 LOB: 2 BB: 0 P: 5	R: 1 E: 0 K: 0 S: 4	H: 1 LOB: 1 BB: 1 P: 8	R: 0 E: 0 K: 0 S: 4	H: 1 LOB: 1 BB: 0 P: 4	R: 0 E: 0 K: 0 S: 3	H: 0 LOB: 0 BB: 0 P: 3	R: 0 E: 0 K: 2 S: 8	H: 1 LOB: 2 BB: 1 P: 12	1B: 6 2B: 0 3B: 0 HR: 0	SF: 1 SAC: 0 DP: 1 HBP: 0	WP: 0 PB: 0 SB: 0 CS: 0	PA: 34
PITCHER Bruce Ruffin, L (1, 1) ERA: 2.38 Steve Bedrosian, R (9, 1) ERA: 2.99	IP: 8.0 WLS: W BF: 29	H: 5 R: 1 ER: 1 SO: 1	BB: 1 IBB: 0 HBP: 0 BLK: 0	WP: 0 HR: 0 S: 30 P: 34	ERA: 1.12 WHIP: 0.750	PITCHER IP: WLS: BF: H: R: ER: SO: BB: IBB: HBP: BLK: WP: HR: S: P: ERA: WHIP																

Philadelphia Phillies @ Los Angeles Dodgers
 Dodger Stadium, Los Angeles, CA
 Wed Aug 27 1986, 3:33 AM PDT
 Att: 23,543 - Unknown

AB	31
R	1
H	6
RBI	1
BB	2
SO	3
LOB	10



Batter	1	2	3	4	5	6	7	8	9	AB	R	H	RBI	BB	SO	LOB	TOP										
Randy Kutcher, R OBP: 0.267, SLG: 0.425 (1, 8) (6, 6)	F4		F9				1-3 3-H 1B		1-3								4 0 1 1 0 0 1										
Robby Thompson, R OBP: 0.326, SLG: 0.368 (1, 4)	CS 1B			G4-6-3 1B				E6 1B	F4								4 1 2 0 0 0 0										
Will Clark, L OBP: 0.346, SLG: 0.462 (1, 3)	1-3			G4-6-3 1-2			F8		F7								4 0 0 0 0 0 3										
Candy Maldonado, R OBP: 0.295, SLG: 0.470 (1, 7) (6, 9)		F9		6-3				K	4-3								4 0 0 0 0 1 1										
Chris Brown, R OBP: 0.384, SLG: 0.432 (1, 5)		6-3			F8			2-H 1B 1B	G3								4 1 1 1 0 0 0										
Chili Davis, S OBP: 0.360, SLG: 0.404 (1, 9) (6, 8)		4-3			BB 1B			1-2 1B		F8							4 1 2 0 0 0 0										
Bob Brenly, R OBP: 0.359, SLG: 0.379 (1, 2)				SH3-4 1B		E 1-2 1B BB		1-3 2-H 1B		4-3							3 1 2 1 1 0 0										
Jose Uribe, S OBP: 0.296, SLG: 0.276 (6, PH) Harry Spilman, L OBP: 0.331, SLG: 0.458 (6, 7) (6, 7)				K				F9		F8							2 0 0 0 0 0 1 3 1 0 0 0 0 0 0 2										
Juan Berenguer, R OBP: 0.197, SLG: 0.197 (6, 1) Mark Davis, L OBP: 0.143, SLG: 0.286 (7, 1) Dan Gladden, R OBP: 0.376, SLG: 0.372 (6, PH)				K				F9		F8							0 0 0 0 0 0 0 0 0 0 0 0 0 0 0 0 1 0 0 0 0 0 1 0										
Mike Krukow, R OBP: 0.186, SLG: 0.177 (3, 1) Jeff Robinson, R OBP: 0.093, SLG: 0.091 (6, PH) Mike Adams, OBP: 0.343, SLG: 0.357 (6, PH) Kelly Edwards, L OBP: 0.167 Frank Williams, R OBP: 0.302, SLG: 0.320 (6, 1) Joel Youngblood, R OBP: 0.296, SLG: 0.376 (6, 7)				SH3-4				E4 1B		F8							0 0 0 0 0 0 0 0 0 0 0 0 0 0 0 0 1 0 0 1 1 0 1 0 0 0 0 0 0 0										
Inning Stats	R: 0 E: 0 K: 0 S: 3	H: 1 LOB: 0 BB: 0 P: 3	R: 0 E: 0 K: 0 S: 3	H: 0 LOB: 0 BB: 0 P: 3	R: 0 E: 0 K: 1 S: 6	H: 1 LOB: 1 BB: 0 P: 6	R: 0 E: 0 K: 0 S: 3	H: 1 LOB: 0 BB: 0 P: 3	R: 2 E: 1 K: 0 S: 5	H: 3 LOB: 2 BB: 1 P: 9	R: 0 E: 0 K: 0 S: 3	H: 0 LOB: 0 BB: 0 P: 3	R: 0 E: 0 K: 1 S: 5	H: 0 LOB: 0 BB: 0 P: 5	R: 0 E: 0 K: 1 S: 5	H: 0 LOB: 0 BB: 0 P: 5	1B: 9 2B: 0 3B: 0 HR: 0	SF: 0 SAC: 1 DP: 1 HBP: 0	WP: 0 PA: 35 PB: 0 SB: 1 CS: 1								
PITCHER	IP	WLS	BF	H	R	ER	SO	BB	IBB	HBP	BLK	WP	HR	S	P	ERA	WHIP										
Mike Maddux, R ERA: 6.02 (1, 1)	5.2	W	23	7	4	2	2	1	0	0	0	0	0	26	30	3.18	1.412										
Tom Hume, R ERA: 2.54 (6, 1)	0.1		3	2	0	0	0	0	0	0	0	0	0	3	3	0.00	6.000										
Kent Tekulve, R ERA: 2.7 (7, 1)	1.0	S	6	0	0	0	0	0	0	0	0	0	0	3	3	0.00	0.000										
Steve Bedrosian, R ERA: 2.91 (8, 1)	2.0	S	6	0	0	0	1	0	0	0	0	0	0	8	8	0.00	0.000										

San Francisco Giants @ Philadelphia Phillies
Veterans Stadium, Philadelphia, PA
Fri Aug 29 1986, 7:05 PM EDT
Att: 21,572 - Unknown

AB 33
R 4
H 9
RBI 4
BB 1
SO 3
LOB 10



Batter	1	2	3	4	5	6	7	8	9	AB	R	H	RBI	BB	SO	LOB	BOTTOM										
Gary Redus, R OBP: 0.338, SLG: 0.473 (1, 7)	WP 1B	F8	F8			4-0 1B 2B BB	K			4	2	1	0	1	1	4											
Milt Thompson, L OBP: 0.275, SLG: 0.296 (1, 8)	K	6-3		6-3		2B 1-2 1B	K			5	0	1	0	0	2	1											
Von Hayes, L OBP: 0.379, SLG: 0.445 (1, 3)	S 2-H 1B		1B	3B	BB	1-3 2-H 2B		F9		4	2	3	2	1	0	0											
Mike Schmidt, R OBP: 0.383, SLG: 0.530 (1, 5)	1B BB	1B BB	HBP SF7 1B	F3		4-0 1B IBB		BB		2	2	1	1	3	0	1											
Glenn Wilson, R OBP: 0.309, SLG: 0.406 (1, 9)	1B 1-2 3-H 1B		SF7 HBP 1B	F8		F3		F7		5	0	2	1	0	0	5											
Juan Samuel, R OBP: 0.294, SLG: 0.444 (1, 4)	F7		E HBP 1-2 2-3		6-3	K				3	0	0	0	0	1	5											
John Russell, R OBP: 0.300, SLG: 0.450 (1, 2)	1-3 2-H 1B		SF7		G4-6-3 1B			2-3 2B		3	0	3	2	0	0	0											
Steve Jeltz, S OBP: 0.333, SLG: 0.270 (1, 6)	K		1-2 2-3 3-H 4-0		G4-6-3			2-3		3	0	0	0	1	1	4											
Mike Maddux, L Tom Hume, R Rick Schu, R Kent Tekulve, R Greg Gross, L Steve Bedrosian, R		4-3	K			L3		K		2	0	0	0	0	1	3											
Inning Stats	R: 3 E: 0 K: 2 S: 11	H: 4 LOB: 2 BB: 1 P: 15	R: 0 E: 0 K: 0 S: 3	H: 0 LOB: 0 BB: 0 P: 3	R: 2 E: 1 K: 1 S: 8	H: 3 LOB: 3 BB: 1 P: 13	R: 0 E: 0 K: 0 S: 3	H: 0 LOB: 1 BB: 1 P: 7	R: 0 E: 0 K: 0 S: 3	H: 1 LOB: 0 BB: 0 P: 3	R: 1 E: 0 K: 1 S: 7	H: 2 LOB: 3 BB: 2 P: 15	R: 0 E: 0 K: 2 S: 8	H: 1 LOB: 1 BB: 0 P: 8	R: 0 E: 0 K: 1 S: 5	H: 0 LOB: 1 BB: 1 P: 9	1B: 8 2B: 2 3B: 1 HR: 0	SF: 1 SAC: 0 DP: 1 HBP: 1	WP: 1 PA: 41 PB: 0 SB: 1 CS: 0								
PITCHER	IP	WLS	BF	H	R	ER	SO	BB	IBB	HBP	BLK	WP	HR	S	P	ERA	WHIP										
Mike Krukow, R ERA: 3.33 (1, 1)	2.0	L	15	7	5	5	2	1	0	0	0	0	0	17	22	22.50	4.000										
Jeff Robinson, R ERA: 3.07 (3, 1)	2.0		8	0	0	0	1	1	1	0	0	0	0	8	16	0.00	0.500										
Frank Williams, R ERA: 1.47 (5, 1)	1.1		6	2	1	1	0	1	0	0	0	0	0	5	9	6.75	2.250										
Juan Berenguer, R ERA: 2.67 (6, 1)	1.0		6	2	0	0	1	0	1	0	0	0	0	7	11	0.00	2.000										
Mark Davis, L ERA: 2.69 (7, 1)	1.2		6	0	0	0	3	1	0	0	0	0	0	11	15	0.00	0.600										

San Francisco Giants @ Philadelphia Phillies
Veterans Stadium, Philadelphia, PA
Fri Aug 29 1986, 7:05 PM EDT
Att: 21,572 - Unknown

AB 33
R 6
H 11
RBI 6
BB 6
SO 7
LOB 24



Batter	1	2	3	4	5	6	7	8	9	AB	R	H	RBI	BB	SO	LOB	TOP										
Randy Kutcher, R OBP: 0.273, SLG: 0.423 (1, 8)										3	0	1	0	1	0	0											
Robby Thompson, R OBP: 0.323, SLG: 0.364 (1, 4)										4	0	0	0	0	1	2											
Will Clark, L OBP: 0.348, SLG: 0.469 (1, 3)										4	2	2	0	0	0	0											
Candy Maldonado, R OBP: 0.294, SLG: 0.467 (1, 7)										4	0	1	1	0	1	1											
Chris Brown, R OBP: 0.383, SLG: 0.430 (1, 5)										4	1	1	0	0	2	1											
Chili Davis, S OBP: 0.363, SLG: 0.407 (1, 9)										2	0	1	2	2	1	0											
Bob Brenly, R OBP: 0.356, SLG: 0.376 Harry Spilman, L OBP: 0.374, SLG: 0.455 (0, PH)										3	0	0	0	0	1	2											
Jose Uribe, S OBP: 0.297, SLG: 0.275 Dan Gladden, R OBP: 0.374, SLG: 0.370 Greg Minton, S (0, PH)										1	0	0	0	1	1	0											
Michael LaCoss, R OBP: 0.250, SLG: 0.380 Joel Youngblood, R OBP: 0.297, SLG: 0.376 (0, PH)										2	0	0	0	0	1	1											
Inning Stats	R: 1 E: 0 K: 1 S: 6	H: 2 LOB: 1 BB: 1 P: 10	R: 0 E: 0 K: 1 S: 4	H: 0 LOB: 0 BB: 1 P: 8	R: 0 E: 0 K: 0 S: 3	H: 1 LOB: 0 BB: 0 P: 3	R: 0 E: 0 K: 2 S: 7	H: 0 LOB: 0 BB: 0 P: 7	R: 0 E: 0 K: 3 S: 9	H: 0 LOB: 1 BB: 1 P: 13	R: 0 E: 0 K: 0 S: 3	H: 0 LOB: 1 BB: 1 P: 7	R: 0 E: 0 K: 1 S: 5	H: 0 LOB: 0 BB: 0 P: 5	R: 2 E: 0 K: 1 S: 8	H: 3 LOB: 1 BB: 0 P: 8	1B: 3 2B: 5 3B: 0 HR: 0	SF: 0 SAC: 0 DP: 2 HBP: 0	WP: 0 PB: 1 SB: 1 CS: 1	PA: 34							
PITCHER	IP	WLS	BF	H	R	ER	SO	BB	IBB	HBP	BLK	WP	HR	S	P	ERA	WHIP										
Don Carman, L ERA: 3.57	8.2	W	33	6	3	3	9	4	0	0	0	0	0	47	63	3.12	1.154										
Steve Bedrosian, R ERA: 2.89	0.1	S	1	0	0	0	0	0	0	0	0	0	0	1	1	0.00	0.000										

San Francisco Giants @ Philadelphia Phillies
Veterans Stadium, Philadelphia, PA
Sat Aug 30 1986, 7:05 PM EDT
Att: 23,022 - Unknown

AB 30
R 3
H 6
RBI 3
BB 4
SO 9
LOB 8



Batter	1	2	3	4	5	6	7	8	9	AB	R	H	RBI	BB	SO	LOB	BOTTOM										
Gary Redus, R OBP: 0.344, SLG: 0.471 (1, 7)										1	2	0	0	2	0	0											
Milt Thompson, L OBP: 0.275, SLG: 0.304 (1, 8)										4	1	1	1	0	0	1											
Von Hayes, L OBP: 0.380, SLG: 0.452 (1, 3)										4	1	2	2	0	0	1											
Mike Schmidt, R OBP: 0.382, SLG: 0.534 (1, 5)										4	1	1	2	0	0	1											
Glenn Wilson, R OBP: 0.308, SLG: 0.404 (1, 9)										4	0	1	0	0	0	1											
Juan Samuel, R OBP: 0.294, SLG: 0.443 (1, 4)										3	0	1	0	0	1	1											
John Russell, R OBP: 0.297, SLG: 0.444 (1, 2)										3	0	0	0	0	0	2											
Steve Jeltz, S OBP: 0.331, SLG: 0.267 (1, 6)										3	0	0	0	0	1	0											
Don Carman, L Steve Bedrosian, R OBP: 0.400, SLG: 0.250 (0, PH)										3	0	0	0	0	1	0											
Inning Stats	R: 0 E: 0 K: 0 S: 3	H: 0 LOB: 0 BB: 0 P: 3	R: 0 E: 0 K: 0 S: 3	H: 0 LOB: 0 BB: 0 P: 3	R: 0 E: 0 K: 1 S: 5	H: 0 LOB: 0 BB: 0 P: 5	R: 2 E: 0 K: 1 S: 7	H: 2 LOB: 1 BB: 1 P: 11	R: 0 E: 0 K: 1 S: 5	H: 0 LOB: 0 BB: 0 P: 5	R: 2 E: 1 K: 0 S: 6	H: 3 LOB: 2 BB: 1 P: 10	R: 0 E: 0 K: 0 S: 2	H: 0 LOB: 0 BB: 0 P: 3	R: 1 E: 0 K: 0 S: 4	H: 1 LOB: 0 BB: 0 P: 4	1B: 3 2B: 0 3B: 1 HR: 2	SF: 0 SAC: 0 DP: 0 HBP: 1	WP: 0 PB: 0 SB: 0 CS: 1	PA: 33							
PITCHER	IP	WLS	BF	H	R	ER	SO	BB	IBB	HBP	BLK	WP	HR	S	P	ERA	WHIP										
Michael LaCoss, R ERA: 3.82	7.0	L	28	5	4	4	3	2	0	1	0	0	1	31	40	5.14	1.000										
Greg Minton, R ERA: 3.79	1.0		4	1	1	1	0	0	0	0	0	0	1	4	4	9.00	1.000										

San Francisco Giants @ Philadelphia Phillies
Veterans Stadium, Philadelphia, PA
Sat Aug 30 1986, 7:05 PM EDT
Att: 23,022 - Unknown

AB 29
R 5
H 6
RBI 5
BB 2
SO 3
LOB 7



Batter	1	2	3	4	5	6	7	8	9	AB	R	H	RBI	BB	SO	LOB	TOP								
Tim Flannery, L OBP: 0.392, SLG: 0.367 (1, 4)										4	2	1	0	1	1	2	San Diego Padres @ Philadelphia Phillies Veterans Stadium, Philadelphia, PA Tue Sep 02 1986, 7:05 PM EDT Att: 15,553 - Unknown livebaseballscorecards.com								
Tony Gwynn, L OBP: 0.391, SLG: 0.482 (1, 9)										4	0	3	1	0	0	1									
Kevin McReynolds, R OBP: 0.397, SLG: 0.494 (1, 7) (8, 8)										5	1	2	2	0	0	4									
Steve Garvey, R OBP: 0.287, SLG: 0.420 (1, 3)										5	1	1	1	0	1	4									
Terry Kennedy, L OBP: 0.322, SLG: 0.396 (1, 2)										4	1	1	2	0	2	2									
Graig Nettles, L OBP: 0.282, SLG: 0.371 Lance McCullers, S OBP: 0.167, SLG: 0.095 (8, 1)										4	0	0	0	0	0	1									
Marvell Wynne, L OBP: 0.283, SLG: 0.400 John Kruk, L OBP: 0.407, SLG: 0.439 (8, PR) (8, 7)										3	0	0	0	0	1	0									
Garry Templeton, S OBP: 0.283, SLG: 0.296 (1, 6)										4	1	2	0	0	0	2									
Dave LaPoint, L Jerry Royster, R OBP: 0.336, SLG: 0.378 (8, 5)										1	0	0	0	0	0	0									
Inning Stats	R: 3 E: 0 K: 0 S: 6	H: 3 LOB: 0 BB: 0 P: 6	R: 0 E: 0 K: 0 S: 4	H: 1 LOB: 1 BB: 0 P: 4	R: 0 E: 0 K: 2 S: 8	H: 1 LOB: 0 BB: 0 P: 8	R: 0 E: 0 K: 0 S: 3	H: 0 LOB: 0 BB: 0 P: 3	R: 2 E: 0 K: 0 S: 4	H: 1 LOB: 0 BB: 1 P: 8	R: 0 E: 0 K: 2 S: 7	H: 0 LOB: 0 BB: 0 P: 7	R: 1 E: 0 K: 1 S: 7	H: 2 LOB: 1 BB: 0 P: 7	R: 0 E: 0 K: 0 S: 4	H: 1 LOB: 2 BB: 0 P: 5		R: 0 E: 0 K: 0 S: 4	H: 1 LOB: 2 BB: 0 P: 5	1B: 7 2B: 1 3B: 0 HR: 2	SF: 0 SAC: 2 DP: 0 HBP: 2	WP: 0 PB: 0 SB: 1 CS: 0	PA: 40		
PITCHER	IP	WLS	BF	H	R	ER	SO	BB	IBB	HBP	BLK	WP	HR	S	P	ERA	WHIP								
Jeff Blittiger, R ERA: 9.0 (1, 1)	5.0	L	22	6	5	5	2	1	0	0	1	0	2	25	29	9.00	1.400								
Charles Hudson, R ERA: 5.14 (8, 1)	2.0		8	2	1	1	3	0	0	0	0	0	0	14	14	4.50	1.000								
Michael Jackson, R ERA: 1.13 (8, 1)	2.0		10	2	0	0	0	0	0	2	0	0	0	8	10	0.00	1.000								

Batter	1	2	3	4	5	6	7	8	9	AB	R	H	RBI	BB	SO	LOB	BOTTOM								
Gary Redus, R OBP: 0.348, SLG: 0.482 (1, 7)										5	0	3	2	0	0	1	San Diego Padres @ Philadelphia Phillies Veterans Stadium, Philadelphia, PA Tue Sep 02 1986, 7:05 PM EDT Att: 15,553 - Unknown livebaseballscorecards.com								
Rick Schu, R OBP: 0.332, SLG: 0.434 (1, 5)										4	0	0	0	0	2	4									
Von Hayes, L OBP: 0.375, SLG: 0.452 (1, 9)										4	0	0	0	0	1	3									
Mike Schmidt, R OBP: 0.384, SLG: 0.538 (1, 3)										3	0	0	0	1	1	0									
Juan Samuel, R OBP: 0.301, SLG: 0.459 (1, 4)										4	0	1	0	0	1	2									
Chris James, R OBP: 0.250, SLG: 0.400 (1, 8)										4	0	0	0	0	1	1									
John Russell, R OBP: 0.296, SLG: 0.454 (1, 2)										4	1	1	0	0	2	1									
Luis Aguayo, R OBP: 0.261, SLG: 0.324 (1, 6)										3	1	0	0	1	1	2									
Jeff Blittiger, R Greg Legg, R Charles Hudson, S Milt Thompson, L Michael Jackson, R Greg Gross, L (1, 1) (5, PH) (8, 1) (7, PH) (8, 1) (8, PH)										1	0	0	0	0	1	1									
Inning Stats	R: 0 E: 0 K: 0 S: 4	H: 1 LOB: 2 BB: 1 P: 8	R: 0 E: 1 K: 2 S: 8	H: 0 LOB: 1 BB: 0 P: 8	R: 0 E: 0 K: 1 S: 5	H: 0 LOB: 0 BB: 0 P: 5	R: 0 E: 0 K: 0 S: 3	H: 0 LOB: 0 BB: 0 P: 3	R: 1 E: 0 K: 1 S: 7	H: 2 LOB: 1 BB: 0 P: 7	R: 0 E: 0 K: 1 S: 6	H: 1 LOB: 1 BB: 0 P: 6	R: 1 E: 0 K: 2 S: 9	H: 2 LOB: 2 BB: 1 P: 13	R: 0 E: 0 K: 2 S: 7	H: 0 LOB: 0 BB: 0 P: 7		R: 0 E: 0 K: 1 S: 6	H: 1 LOB: 1 BB: 0 P: 6	1B: 4 2B: 3 3B: 0 HR: 0	SF: 0 SAC: 0 DP: 0 HBP: 0	WP: 0 PB: 0 SB: 0 CS: 0	PA: 37		
PITCHER	IP	WLS	BF	H	R	ER	SO	BB	IBB	HBP	BLK	WP	HR	S	P	ERA	WHIP								
Dave LaPoint, L ERA: 5.21 (1, 1)	7.0	W	30	6	2	2	7	2	0	0	2	0	0	42	50	2.57	1.143								
Lance McCullers, R ERA: 2.49 (8, 1)	2.0		7	1	0	0	3	0	0	0	0	0	0	13	13	0.00	0.500								

Batter	1	2	3	4	5	6	7	8	9	AB	R	H	RBI	BB	SO	LOB	TOP		
Tim Flannery, L OBP: 0.393, SLG: 0.368	F8		1B BLK	4-3			G6-3		BB E 1B	5	1	2	0	0	0	3			
Tony Gwynn, L OBP: 0.388, SLG: 0.477	G3		F7		L9		G3		E4 1B BB BLK	5	1	0	0	0	0	3			
John Kruk, L OBP: 0.411, SLG: 0.438 Bip Roberts, S OBP: 0.271, SLG: 0.288 Lance McCullers, S OBP: 0.167, SLG: 0.095	1B BB		1-3 1B		F8			4-3	BLK 1B E BB	3	0	1	1	2	0	0			
Kevin McReynolds, R OBP: 0.362, SLG: 0.498	1-2 1B		F7		S 1B			5-3 1B	1-2 2-3 3-H E BLK 1B	5	1	4	1	0	0	2			
Steve Garvey, R OBP: 0.288, SLG: 0.419	K2-3			1B 2B 1B	K			5-3	1-2 2-3 3-H E BB	4	2	1	0	1	2	4			
Terry Kennedy, L OBP: 0.320, SLG: 0.396		G3			F8		F8		E8 2B	5	0	1	3	0	0	2			
Graig Nettles, L OBP: 0.283, SLG: 0.371		F9		2B 1-2 1B		K				5	1	2	0	0	1	2			
Garry Templeton, S OBP: 0.283, SLG: 0.298		4-3		1-3 2-H 2B		1-3			F8	4	0	1	1	0	0	1			
LaMarr Hoyt, R OBP: 0.192, SLG: 0.159 Dane Long, L OBP: 0.263, SLG: 0.326 Gene Welter, L OBP: 0.320, SLG: 0.533 Bob Stoddard, R OBP: 0.282, SLG: 0.398			K	K			G6-3 1B		L7	2	0	0	0	0	2	2			
Inning Stats	R: 0 E: 0 K: 1 S: 6	H: 1 LOB: 2 BB: 1 P: 10	R: 0 E: 0 K: 0 S: 3	H: 0 LOB: 0 BB: 0 P: 3	R: 0 E: 0 K: 1 S: 7	H: 2 LOB: 2 BB: 0 P: 7	R: 1 E: 0 K: 1 S: 8	H: 3 LOB: 2 BB: 0 P: 8	R: 0 E: 0 K: 1 S: 6	H: 1 LOB: 1 BB: 0 P: 6	R: 0 E: 0 K: 0 S: 5	H: 0 LOB: 0 BB: 0 P: 5	R: 0 E: 0 K: 0 S: 3	H: 1 LOB: 1 BB: 0 P: 4	R: 0 E: 2 K: 0 S: 8	H: 4 LOB: 2 BB: 2 P: 16	1B: 11 2B: 2 3B: 0 HR: 0	SF: 0 SAC: 0 DP: 1 HBP: 0	WP: 0 PA: 43 CS: 1
PITCHER	IP WLS BF H R ER SO BB IBB HBP BLK WP HR S P ERA WHIP	8.2 L 38 11 4 4 5 1 0 0 0 0 0 47 51 4.15 1.385	0.1 L 5 2 3 0 0 2 0 0 1 0 0 3 11 0.00 12.000																

San Diego Padres @ Philadelphia Phillies
Veterans Stadium, Philadelphia, PA
Wed Sep 03 1986, 7:05 PM EDT
Att: 15,066 - Unknown

AB	40
R	7
H	13
RBI	6
BB	3
SO	5
LOB	20



Batter	1	2	3	4	5	6	7	8	9	AB	R	H	RBI	BB	SO	LOB	BOTTOM		
Gary Redus, R OBP: 0.352, SLG: 0.489	3-1 HR BB 1B		1-3		CS 1B			K	1B 2B	5	1	3	0	0	1	0			
Milt Thompson, L OBP: 0.400, SLG: 0.326	1-2 HR BB		4-3		CS 1-2	FC4-6 1B		WP 1B	2-3 1B	4	2	3	0	1	0	0			
Von Hayes, L OBP: 0.375, SLG: 0.452	3-1 1-2 2-3		G3			FC4-6 1B		1-H 1B	4-3	5	1	2	1	0	0	4			
Mike Schmidt, R OBP: 0.387, SLG: 0.547	2-H 3-H HR			F8 2B		FC4-6 1-2 2-3		F8 1B	IBB	3	1	2	3	1	0	2			
Glenn Wilson, R OBP: 0.309, SLG: 0.404	5-3			F8 2-3		K		1-2 2-H 1B		4	0	1	1	0	1	3			
Juan Samuel, R OBP: 0.296, SLG: 0.455	F8			K		FC6-4 1-2		F8 2-3		4	0	0	0	0	1	5			
Ronn Reynolds, R OBP: 0.239, SLG: 0.295		5-3		K			K	1-3		4	0	0	0	0	2	3			
Steve Jeltz, S OBP: 0.328, SLG: 0.265 Greg Gross, L OBP: 0.364, SLG: 0.308		F9			F8		K		6-3	3	0	0	0	0	1	0			
Mike Maddux, L OBP: 0.400, SLG: 0.250 Ron Roenicke, S OBP: 0.381, SLG: 0.377		K			4-3		3-1		K	3	0	0	0	0	1	0			
Inning Stats	R: 3 E: 0 K: 0 S: 5	H: 2 LOB: 0 BB: 1 P: 9	R: 0 E: 0 K: 1 S: 5	H: 0 LOB: 0 BB: 0 P: 5	R: 0 E: 0 K: 2 S: 8	H: 1 LOB: 1 BB: 0 P: 8	R: 0 E: 0 K: 0 S: 3	H: 1 LOB: 0 BB: 0 P: 3	R: 0 E: 0 K: 1 S: 7	H: 2 LOB: 2 BB: 0 P: 7	R: 0 E: 0 K: 2 S: 7	H: 0 LOB: 0 BB: 0 P: 7	R: 2 E: 0 K: 1 S: 8	H: 3 LOB: 2 BB: 1 P: 12	R: 0 E: 0 K: 1 S: 7	H: 2 LOB: 2 BB: 0 P: 7	1B: 8 2B: 2 3B: 0 HR: 1	SF: 0 SAC: 0 DP: 0 HBP: 0	WP: 1 PA: 40 CS: 1
PITCHER	IP WLS BF H R ER SO BB IBB HBP BLK WP HR S P ERA WHIP	6.0 7 24 6 3 3 4 1 0 0 0 1 0 12 16 13.50 1.500	1.1 W 3 1 0 0 0 0 0 0 0 0 0 3 3 0.00 1.500	1.0 S 5 2 0 0 1 0 0 0 0 0 0 7 7 0.00 2.000															

San Diego Padres @ Philadelphia Phillies
Veterans Stadium, Philadelphia, PA
Wed Sep 03 1986, 7:05 PM EDT
Att: 15,066 - Unknown

AB	37
R	5
H	11
RBI	5
BB	2
SO	8
LOB	17



Batter	1	2	3	4	5	6	7	8	9	AB	R	H	RBI	BB	SO	LOB	TOP						
Steve Sax, R OBP: 0.375, SLG: 0.425 (1, 4)										4	0	3	0	0	0	0	Los Angeles Dodgers @ Philadelphia Phillies Veterans Stadium, Philadelphia, PA Fri Sep 05 1986, 7:05 PM EDT Att: 15,245 - Unknown						
Dave Anderson, R OBP: 0.311, SLG: 0.305 Pedro Guerrero, R OBP: 0.111, SLG: 0.111 Joe Beckwith, L (8, 1)										2	0	0	0	1	2	1							
Bill Russell, R OBP: 0.286, SLG: 0.281 Ralph Bryant, L OBP: 0.250, SLG: 0.917 (1, 7)										3	0	0	0	0	0	1							
Bill Madlock, R OBP: 0.340, SLG: 0.400 (1, 5)										4	0	2	0	0	0	0							
Larry See, R OBP: 0.250, SLG: 0.250 Greg Brock, L OBP: 0.309, SLG: 0.426 (1, 3)										3	0	1	0	0	0	1							
Mike Scioscia, L OBP: 0.386, SLG: 0.364 (1, 2)										3	0	0	0	0	0	3							
Jose Gonzalez, R OBP: 0.229, SLG: 0.209 Enos Cabell, R OBP: 0.296, SLG: 0.335 Mike Marshall, R OBP: 0.298, SLG: 0.439 (1, 8)										2	0	0	0	0	2	2							
Reggie Williams, R OBP: 0.324, SLG: 0.369 (7, 8)										2	0	0	0	0	2	2							
Franklin Stubbs, L OBP: 0.293, SLG: 0.437 (8, 8)										1	0	0	0	0	0	0							
Orel Hershiser, R OBP: 0.246, SLG: 0.250 Dennis Powell, R OBP: 0.273, SLG: 0.545 Len Matuszek, L OBP: 0.329, SLG: 0.447 (1, 1)										2	0	0	0	0	0	0							
Inning Stats	R: 0 E: 0 K: 1 S: 5	H: 1 LOB: 0 BB: 0 P: 5	R: 0 E: 0 K: 2 S: 9	H: 2 LOB: 2 BB: 0 P: 9	R: 0 E: 0 K: 0 S: 3	H: 1 LOB: 1 BB: 1 P: 7	R: 0 E: 0 K: 0 S: 3	H: 0 LOB: 0 BB: 0 P: 3	R: 0 E: 0 K: 1 S: 7	H: 0 LOB: 0 BB: 0 P: 7	R: 0 E: 0 K: 1 S: 5	H: 1 LOB: 1 BB: 0 P: 4	R: 0 E: 0 K: 0 S: 4	H: 1 LOB: 1 BB: 0 P: 4	R: 0 E: 0 K: 1 S: 5	H: 0 LOB: 0 BB: 0 P: 5	1B: 3 2B: 3 3B: 0 HR: 0	SF: 0 SAC: 0 DP: 0 HBP: 0	WP: 0 PB: 0 SB: 0 CS: 2	PA: 32			
PITCHER	IP WLS BF H R ER SO BB IBB HBP BLK WP HR S P ERA WHIP	7.0 W 25 5 0 0 6 1 0 0 0 0 0 36 40 0.00 0.857	2.0 S 7 1 0 0 1 0 0 0 0 0 0 9 9 0.00 0.500																				

livebaseballscores.com



Batter	1	2	3	4	5	6	7	8	9	AB	R	H	RBI	BB	SO	LOB	BOTTOM					
Gary Redus, R OBP: 0.351, SLG: 0.485 (1, 7)										4	0	1	2	0	2	2	Los Angeles Dodgers @ Philadelphia Phillies Veterans Stadium, Philadelphia, PA Fri Sep 05 1986, 7:05 PM EDT Att: 15,245 - Unknown					
Milt Thompson, L OBP: 0.290, SLG: 0.320 (1, 8)										4	0	0	0	0	1	1						
Von Hayes, L OBP: 0.377, SLG: 0.462 (1, 3)										4	1	3	1	0	0	0						
Mike Schmidt, R OBP: 0.386, SLG: 0.544 (1, 5)										3	0	0	0	1	2	2						
Glenn Wilson, R OBP: 0.309, SLG: 0.402 (1, 9)										4	0	1	0	0	0	2						
Juan Samuel, R OBP: 0.296, SLG: 0.452 (1, 4)										3	2	0	0	1	0	3						
John Russell, R OBP: 0.299, SLG: 0.457 (1, 2)										3	0	1	0	1	0	1						
Steve Jeltz, S OBP: 0.326, SLG: 0.264 Greg Gross, L OBP: 0.370, SLG: 0.308 Luis Aquayo, R OBP: 0.261, SLG: 0.324 (1, 6)										2	0	0	0	0	1	2						
Don Carman, L OBP: 0.380, SLG: 0.375 Steve Bedrosian, R OBP: 0.400, SLG: 0.250 (7, 8)										1	0	0	0	0	1	1						
Inning Stats	R: 0 E: 0 K: 2 S: 7	H: 0 LOB: 0 BB: 0 P: 7	R: 0 E: 0 K: 0 S: 3	H: 0 LOB: 0 BB: 0 P: 3	R: 0 E: 0 K: 1 S: 5	H: 0 LOB: 1 BB: 1 P: 9	R: 0 E: 0 K: 1 S: 7	H: 2 LOB: 2 BB: 0 P: 7	R: 0 E: 0 K: 2 S: 8	H: 1 LOB: 1 BB: 0 P: 8	R: 0 E: 0 K: 1 S: 6	H: 1 LOB: 1 BB: 0 P: 6	R: 2 E: 0 K: 0 S: 4	H: 1 LOB: 1 BB: 2 P: 12	R: 2 E: 0 K: 0 S: 4	H: 1 LOB: 1 BB: 1 P: 8		1B: 3 2B: 2 3B: 0 HR: 1	SF: 0 SAC: 1 DP: 0 HBP: 0	WP: 0 PB: 0 SB: 2 CS: 0	PA: 34	
PITCHER	IP WLS BF H R ER SO BB IBB HBP BLK WP HR S P ERA WHIP	6.2 L 28 5 2 2 7 2 1 0 0 0 0 39 51 2.70 1.050	0.1 1 0 0 0 0 0 0 0 0 0 0 1 1 0.00 0.000	1.0 5 1 2 1 0 1 0 0 0 0 0 1 4 9.00 2.000																		

livebaseballscores.com



Batter	1	2	3	4	5	6	7	8	9	AB	R	H	RBI	BB	SO	LOB	TOP										
Gary Redus, R OBP: 0.343, SLG: 0.470 (1, 7)	F3		HR		E5		K		F8	5	1	1	1	0	1	1	Philadelphia Phillies @ Chicago Cubs Wrigley Field, Chicago, IL Mon Sep 08 1986, 3:33 AM CDT Att: 6,857 - Unknown										
Milt Thompson, L OBP: 0.301, SLG: 0.353 (1, 8)	G4-6-3 1B		HR		F7		K			4	1	2	2	0	1	1											
Von Hayes, L OBP: 0.377, SLG: 0.460 (1, 3)	G4-6-3 1-2		BB		F2				F8	3	0	0	0	1	0	2											
Mike Schmidt, R OBP: 0.384, SLG: 0.543 (1, 5)		6-3	4-3		CS	6-3			FC4-6 1B	4	0	1	0	0	0	1											
Glenn Wilson, R OBP: 0.308, SLG: 0.400 (1, 9)	F8				6-3		1B		FC4-6 1B	4	0	1	0	0	0	1											
Juan Samuel, R OBP: 0.295, SLG: 0.445 (1, 4)	F4				F9		1B		F6	4	0	1	0	0	0	1											
John Russell, R OBP: 0.297, SLG: 0.462 (1, 2)			K	HR		K			K	4	1	1	1	0	3	2											
Steve Jeltz, S OBP: 0.330, SLG: 0.265 (1, 6)			SH3-4 1B	1B		F7			PB 1B	3	1	2	0	0	0	2											
Greg Gross, L OBP: 0.382, SLG: 0.315 (9, PH)				1B					K	1	0	1	0	0	0	0											
Mike Maddux, L OBP: 0.336, SLG: 0.469 (4, PH)			SH3-4		L9				K	0	0	0	0	0	0	0											
Inning Stats	R: 0 E: 0 K: 0 S: 3	H: 1 LOB: 0 BB: 0 P: 3	R: 0 E: 0 K: 0 S: 3	H: 0 LOB: 0 BB: 0 P: 3	R: 3 E: 0 K: 1 S: 8	H: 3 LOB: 1 BB: 1 P: 12	R: 1 E: 0 K: 0 S: 5	H: 2 LOB: 1 BB: 0 P: 5	R: 0 E: 0 K: 1 S: 7	H: 0 LOB: 0 BB: 0 P: 7	R: 0 E: 0 K: 2 S: 7	H: 0 LOB: 0 BB: 0 P: 7	R: 0 E: 0 K: 0 S: 4	H: 1 LOB: 1 BB: 0 P: 4	R: 0 E: 0 K: 2 S: 8	H: 1 LOB: 1 BB: 0 P: 8	1B: 8 2B: 0 3B: 0 HR: 2	SF: 0 SAC: 1 DP: 1 HBP: 0	WP: 0 PB: 1 SB: 0 CS: 1	PA: 38							
PITCHER	IP	WLS	BF	H	R	ER	SO	BB	IBB	HBP	BLK	WP	HR	S	P	ERA	WHIP										
Ed Lynch, R ERA: 3.95 (1, 1)	5.1	W	24	8	4	4	1	1	0	0	0	0	2	25	29	6.75	1.688										
Scott Sanderson, R ERA: 4.35 (6, 1)	2.2		9	1	0	0	3	0	0	0	0	0	0	15	15	0.00	0.375										
Lee Smith, R ERA: 2.91 (9, 1)	1.0	S	4	1	0	0	2	0	0	0	0	0	0	8	8	0.00	1.000										

Batter	1	2	3	4	5	6	7	8	9	AB	R	H	RBI	BB	SO	LOB	BOTTOM										
Dave Martinez, L OBP: 0.194, SLG: 0.184 (1, 8)	6-3		23 F8 PB BLK 1B		K		F7			4	1	1	0	0	1	0	Philadelphia Phillies @ Chicago Cubs Wrigley Field, Chicago, IL Mon Sep 08 1986, 3:33 AM CDT Att: 6,857 - Unknown										
Chico Walker, S OBP: 0.333, SLG: 0.438 (1, 9)	G3		PB SF8 BB		23 1B					2	1	1	0	2	0	0											
23 Ryne Sandberg, R OBP: 0.328, SLG: 0.409 (1, 4)	1B HR		F8		1-3 1B		F8			4	2	2	0	0	0	3											
Keith Moreland, R OBP: 0.332, SLG: 0.378 (1, 5)	HR		SF8						F2	3	1	2	2	0	0	0											
Leon Durham, L OBP: 0.338, SLG: 0.442 (1, 3)	HR		1-H 3-H		G3		F8		S 1B BB	3	2	1	3	1	0	1											
Jody Davis, R OBP: 0.282, SLG: 0.405 (1, 2)	5-3				FC4-6 1B		K		K	4	0	1	0	0	2	1											
Rafael Palmeiro, L OBP: 0.250, SLG: 0.250 (1, 7)					FC4-6		1-3			4	0	1	1	0	0	1											
Lee Smith, R OBP: 0.367, SLG: 0.481 (9, 1)		6-3			FC4-6				1B	0	0	0	0	0	0	0											
Shawon Dunston, R OBP: 0.281, SLG: 0.413 (1, 6)		K			F9		F3		1-3	4	0	0	0	0	1	2											
Ed Lynch, R OBP: 0.100, SLG: 0.036 (1, 1)					K					2	0	0	0	0	1	1											
Scott Sanderson, R OBP: 0.059, SLG: 0.060 (6, 1)		4-3					F4			1	0	0	0	0	0	0											
Chris Speier, R OBP: 0.367, SLG: 0.481 (9, 5)					K					0	0	0	0	0	0	0											
Inning Stats	R: 3 E: 0 K: 0 S: 6	H: 3 LOB: 0 BB: 0 P: 6	R: 0 E: 0 K: 1 S: 5	H: 0 LOB: 0 BB: 0 P: 5	R: 2 E: 0 K: 0 S: 4	H: 1 LOB: 0 BB: 1 P: 8	R: 0 E: 0 K: 1 S: 6	H: 1 LOB: 1 BB: 0 P: 6	R: 1 E: 0 K: 1 S: 6	H: 2 LOB: 1 BB: 1 P: 10	R: 0 E: 0 K: 1 S: 5	H: 0 LOB: 0 BB: 0 P: 5	R: 0 E: 0 K: 0 S: 4	H: 1 LOB: 1 BB: 0 P: 4	R: 1 E: 0 K: 1 S: 6	H: 1 LOB: 1 BB: 1 P: 10	1B: 8 2B: 0 3B: 0 HR: 1	SF: 1 SAC: 0 DP: 0 HBP: 0	WP: 0 PB: 1 SB: 2 CS: 0	PA: 35							
PITCHER	IP	WLS	BF	H	R	ER	SO	BB	IBB	HBP	BLK	WP	HR	S	P	ERA	WHIP										
Mike Maddux, R ERA: 5.61 (1, 1)	3.0	L	14	4	5	4	1	1	0	0	0	0	1	15	19	12.00	1.667										
Charles Hudson, R ERA: 5.05 (4, 1)	3.0		12	3	1	1	3	1	0	0	0	0	0	17	21	3.00	1.333										
Tom Hume, R ERA: 2.76 (7, 1)	2.0		9	2	1	1	1	1	0	0	0	0	0	10	14	4.50	1.500										





Batter	1	2	3	4	5	6	7	8	9	AB	R	H	RBI	BB	SO	LOB	TOP					
Jeff Stone, L OBP: 0.335, SLG: 0.409 Gary Redus, R OBP: 0.347, SLG: 0.465	0-0 FC1-6 1B		0-3 K		4-0 BB	0-0 F8		0-0 1B	0-0 1B 4-3	2	0	1	0	0	1	0	Philadelphia Phillies @ Chicago Cubs Wrigley Field, Chicago, IL Wed Sep 10 1986, 3:33 AM CDT Att: 9,029 - Unknown					
Milt Thompson, L OBP: 0.394, SLG: 0.344	0-0 FC1-6 1B 1-2		0-0 F8		0-0 1-3		0-3 K	0-3 K	0-3 K	5	1	0	0	0	2	3						
Von Hayes, L OBP: 0.379, SLG: 0.467	0-0 1B S		0-0 F7		0-0 HR		0-0 G3	0-0 4-3	0-0 4-3	5	2	2	1	0	0	1						
Mike Schmidt, R OBP: 0.388, SLG: 0.562	0-0 F3			0-0 F9		0-0 HR		0-0 HR	0-0 1B 1B	5	2	3	2	0	0	2						
Glenn Wilson, R OBP: 0.311, SLG: 0.402	0-0 1B 1-H 3-H			0-0 E6		0-0 F4		0-0 1B	0-0 1B	5	0	3	3	0	0	0						
Juan Samuel, R OBP: 0.296, SLG: 0.446	0-0 F8			0-3 K		0-0 CS 1B		0-3 K	0-0 1B	5	0	2	0	0	2	3						
John Russell, R OBP: 0.296, SLG: 0.455				0-0 F2		4-0 2B BB		0-0 F8	0-0 4-3	4	1	0	0	1	0	4						
Steve Jeltz, S OBP: 0.330, SLG: 0.269 Greg Gross, L OBP: 0.394, SLG: 0.319 Luis Aguayo, R OBP: 0.266, SLG: 0.339			0-3 K		0-0 F6		0-0 1-H 2B	0-0 G3		3	0	1	1	0	1	0						
Don Carman, L Rick Schu, R Kent Tekulve, R Ron Roenicke, S Michael Jackson, R Dan Schatzeder, L			0-3 K		0-0 G3		4-0 BB	0-0 4-3		2	0	0	0	0	1	0						
Inning Stats	R: 2 E: 0 K: 0 S: 6	H: 3 LOB: 1 BB: 0 P: 6	R: 0 E: 0 K: 2 S: 7	H: 0 LOB: 0 BB: 0 P: 7	R: 0 E: 0 K: 1 S: 5	H: 0 LOB: 1 BB: 0 P: 5	R: 0 E: 1 K: 1 S: 6	H: 0 LOB: 1 BB: 0 P: 6	R: 0 E: 0 K: 0 S: 3	H: 0 LOB: 1 BB: 1 P: 7	R: 3 E: 0 K: 0 S: 6	H: 4 LOB: 2 BB: 2 P: 14	R: 1 E: 0 K: 2 S: 9	H: 2 LOB: 1 BB: 0 P: 9	R: 0 E: 0 K: 0 S: 3	H: 0 LOB: 0 BB: 0 P: 3		R: 1 E: 0 K: 1 S: 9	H: 4 LOB: 3 BB: 0 P: 9	1B: 9 2B: 1 3B: 0 HR: 3	SF: 0 SAC: 0 DP: 0 HBP: 0	WP: 0 PB: 0 SB: 1 CS: 1
PITCHER	IP WLS BF H R ER SO BB IBB HBP BLK WP HR S P ERA WHIP																					
Rick Sutcliffe, R ERA: 4.73 Guy Hoffman, L ERA: 4.52 Frank DiPino, L ERA: 4.2 Dave Gumpert, R ERA: 3.95 Lee Smith, R ERA: 2.92	(1, 1) (6, 1) (7, 1) (7, 1) (9, 1)	5.2 0.1 0.2 1.1 1.0	WLS W L S	BF 27 1 4 7	H 7 0 2 4	R 5 0 1 1	ER 5 0 1 1	SO 4 0 1 1	BB 3 0 0 0	IBB 0 0 0 0	HBP 0 0 0 0	BLK 0 0 0 0	WP 0 0 0 0	HR 2 1 6 6	S 32 1 1 9	P 44 1 6 6 9	ERA 7.94 0.00 13.50 0.00 9.00	WHIP 1.765 0.000 3.000 0.000 4.000				

Batter	1	2	3	4	5	6	7	8	9	AB	R	H	RBI	BB	SO	LOB	BOTTOM					
Chico Walker, S OBP: 0.361, SLG: 0.360	0-0 6-3		0-0 S E 2B		0-0 L6	0-0 SF8		0-0 G6-4-3		4	1	1	1	0	0	3	Philadelphia Phillies @ Chicago Cubs Wrigley Field, Chicago, IL Wed Sep 10 1986, 3:33 AM CDT Att: 9,029 - Unknown					
23 Ryne Sandberg, R OBP: 0.327, SLG: 0.406	0-0 F8		0-0 L9		0-0 F3	0-0 L5				4	0	0	0	0	0	3						
Gary Matthews, R OBP: 0.361, SLG: 0.474 Rafael Palmeiro, L OBP: 0.250, SLG: 0.625	0-0 HR		0-0 2-H HR		0-0 F8		0-0 CS 1B			4	2	3	2	0	0	0						
Keith Moreland, R OBP: 0.334, SLG: 0.397 Manny Trillo, R OBP: 0.379, SLG: 0.402	0-0 HR		0-0 F4		0-0 F9	0-0 L7		0-0 1-2		4	1	1	1	0	0	1						
Leon Durham, L OBP: 0.340, SLG: 0.454	0-0 1B		0-3 K		0-0 1B 2B		0-0 F8			4	1	2	0	0	1	1						
Jody Davis, R OBP: 0.287, SLG: 0.405	0-3 K			4-0 G5-4-3 BB		0-0 1B 1B		4-0 FC3-6 BB		2	1	1	1	2	1	1						
Shawon Dunston, R OBP: 0.279, SLG: 0.499 Chris Speier, R OBP: 0.368, SLG: 0.481		0-3 K		0-0 G5-4-3		0-0 1B 1B		0-0 FC3-6		3	0	1	0	0	1	1						
Bob Dernier, R OBP: 0.271, SLG: 0.312 Dave Martinez, L OBP: 0.212, SLG: 0.226		0-0 B2-4 1B		0-0 HR		0-0 1B 1B		0-0 1B		2	1	2	1	0	0	0						
Rick Sutcliffe, L Guy Hoffman, L Jerry Mumphrey, S Frank DiPino, L Dave Gumpert, R Thad Bosley, L Lee Smith, R		0-0 B2-4		0-3 K		0-0 1B 1B		0-0 G6-4-3		2	0	0	0	0	1	1						
Inning Stats	R: 2 E: 0 K: 1 S: 8	H: 3 LOB: 1 BB: 0 P: 8	R: 0 E: 0 K: 1 S: 5	H: 1 LOB: 0 BB: 0 P: 5	R: 2 E: 0 K: 1 S: 7	H: 2 LOB: 0 BB: 0 P: 7	R: 1 E: 0 K: 1 S: 5	H: 1 LOB: 0 BB: 1 P: 9	R: 0 E: 0 K: 0 S: 3	H: 1 LOB: 1 BB: 0 P: 3	R: 3 E: 0 K: 0 S: 8	H: 5 LOB: 2 BB: 0 P: 8	R: 0 E: 0 K: 0 S: 3	H: 1 LOB: 1 BB: 0 P: 3	R: 0 E: 0 K: 0 S: 4	H: 2 LOB: 2 BB: 1 P: 8		R: 0 E: 0 K: 0 S: 4	H: 2 LOB: 2 BB: 1 P: 8	1B: 9 2B: 3 3B: 0 HR: 4	SF: 1 SAC: 0 DP: 3 HBP: 0	WP: 0 PB: 0 SB: 1 CS: 1
PITCHER	IP WLS BF H R ER SO BB IBB HBP BLK WP HR S P ERA WHIP																					
Don Carman, L ERA: 3.59 Kent Tekulve, R ERA: 2.71 Michael Jackson, R ERA: 1.08 Dan Schatzeder, L ERA: 3.38	(1, 1) (6, 1) (8, 1) (8, 1)	5.0 2.0 0.1 0.2	WLS L	BF 21 11 3 2	H 7 6 1	R 5 3 0	ER 5 3 0 0	SO 4 0 0 0	BB 1 0 1 0	IBB 0 0 0 0	HBP 0 0 0 0	BLK 0 0 0 0	WP 0 0 0 0	HR 4 11 2 2	S 28 11 6 2	P 32 11 6 2	ERA 9.00 13.50 0.00 0.00	WHIP 1.600 3.000 6.000 1.500				

Batter	1	2	3	4	5	6	7	8	9	AB	R	H	RBI	BB	SO	LOB	TOP						
Mookie Wilson, S OBP: 0.358, SLG: 0.456 (1, 8)	6-3		4-3			G6-4-3 1B		K		4	0	1	0	0	1	0	New York Mets @ Philadelphia Phillies Veterans Stadium, Philadelphia, PA Fri Sep 12 1986, 7:05 PM EDT Att: 43,070 - Unknown livebaseballscorecards.com						
Kevin Mitchell, R OBP: 0.364, SLG: 0.497 Lenny Dykstra, L OBP: 0.378, SLG: 0.455 (1, 7) (8, PH)	FC1-6 1B		6-3			G6-4-3 1-2		L5		3	0	1	0	0	0	1							
Keith Hernandez, L OBP: 0.411, SLG: 0.450 (1, 3)	FC1-6 FC6-4 1-2			4-3			BB 1B	1B		4	1	2	0	0	0	1							
Gary Carter, R OBP: 0.329, SLG: 0.424 (1, 2)	FC6-4 1-2			F8			BB 1B 2B	F6		3	1	0	0	1	0	2							
Darryl Strawberry, L OBP: 0.350, SLG: 0.486 (1, 9)		G3		K			1-2 2B 1B	G3		4	1	1	1	0	1	0							
Ray Knight, R OBP: 0.350, SLG: 0.414 (1, 5)					5-3			G3		4	0	1	0	0	0	2							
Tim Lincecum, R OBP: 0.332, SLG: 0.387 Wally Backman, S OBP: 0.333, SLG: 0.200 (6, PH)								K		3	0	2	2	0	0	1							
Rafael Santana, R OBP: 0.283, SLG: 0.256 (1, 6)										3	0	0	0	0	0	3							
Dwight Gooden, R OBP: 0.113, SLG: 0.116 Stan Jefferson, S OBP: 0.333, SLG: 0.200 Doug Sisk, R OBP: 0.366, SLG: 0.331 Lee Mazzilli, S OBP: 0.366, SLG: 0.331 Rick Anderson, R OBP: 0.100, SLG: 0.100 (1, 1) (6, PH) (7, PH) (7, 1)			4-3							1	0	0	0	0	0	0							
Inning Stats	R: 0 E: 0 K: 0 S: 4	H: 1 LOB: 1 BB: 0 P: 4	R: 0 E: 0 K: 0 S: 4	H: 1 LOB: 1 BB: 0 P: 4	R: 0 E: 0 K: 0 S: 3	H: 0 LOB: 0 BB: 0 P: 3	R: 0 E: 0 K: 1 S: 5	H: 0 LOB: 0 BB: 0 P: 5	R: 0 E: 0 K: 0 S: 3	H: 1 LOB: 0 BB: 0 P: 3	R: 0 E: 0 K: 0 S: 3	H: 1 LOB: 1 BB: 0 P: 3	R: 3 E: 0 K: 0 S: 6	H: 3 LOB: 1 BB: 1 P: 10	R: 0 E: 0 K: 1 S: 6	H: 1 LOB: 0 BB: 0 P: 6		R: 0 E: 0 K: 1 S: 5	H: 0 LOB: 0 BB: 0 P: 5	1B: 6 2B: 2 3B: 0 HR: 0	SF: 0 SAC: 0 DP: 2 HBP: 0	WP: 0 PB: 0 SB: 0 CS: 0	PA: 34
PITCHER	IP WLS BF H R ER SO BB IBB HBP BLK WP HR S P ERA WHIP																						
Bruce Ruffin, L ERA: 2.43 Steve Bedrosian, R ERA: 3.25 (1, 1) (8, 1)	7.0 W 27 7 3 3 1 1 0 0 0 0 0 28 32 3.86 1.143																						
PITCHER	IP WLS BF H R ER SO BB IBB HBP BLK WP HR S P ERA WHIP																						

Batter	1	2	3	4	5	6	7	8	9	AB	R	H	RBI	BB	SO	LOB	BOTTOM						
Gary Redus, R OBP: 0.344, SLG: 0.458 (1, 7)	6-3		G6-4-3 BB		F8			L5		4	0	0	0	1	0	1	New York Mets @ Philadelphia Phillies Veterans Stadium, Philadelphia, PA Fri Sep 12 1986, 7:05 PM EDT Att: 43,070 - Unknown livebaseballscorecards.com						
Milt Thompson, L OBP: 0.296, SLG: 0.345 (1, 8)	S 2B 1B		G6-4-3 1-2				1B HR 1B	G3		5	2	2	0	0	0	1							
Von Hayes, L OBP: 0.383, SLG: 0.475 (1, 3)	1-H 2B		E8 E 1B				1-2 HR 1B	2B		4	2	4	1	0	0	0							
Mike Schmidt, R OBP: 0.389, SLG: 0.568 (1, 5)	F8		E5 E				1-H 2-H HR	1B		4	1	2	3	0	0	1							
Glenn Wilson, R OBP: 0.309, SLG: 0.398 (1, 9)	K		E5 1-2							4	0	0	0	0	2	2							
Juan Samuel, R OBP: 0.296, SLG: 0.444 Steve Bedrosian, R OBP: 0.400, SLG: 0.250 (1, 4) (8, 1)		F7	F8		F8			L9-3 1B		4	0	1	0	0	0	2							
Ronn Reynolds, R OBP: 0.250, SLG: 0.303 (1, 2)				K				L9-3 1-2		4	0	1	0	0	1	1							
Steve Jeltz, S OBP: 0.332, SLG: 0.272 (1, 6)		K						F7		3	0	1	0	1	1	1							
Bruce Ruffin, S OBP: 0.070, SLG: 0.093 Luis Aguayo, R OBP: 0.271, SLG: 0.371 (1, 1) (8, 4)		K		K				HR		3	0	0	0	0	3	4							
Inning Stats	R: 1 E: 0 K: 1 S: 7	H: 2 LOB: 1 BB: 0 P: 7	R: 0 E: 0 K: 2 S: 8	H: 1 LOB: 0 BB: 0 P: 8	R: 1 E: 3 K: 0 S: 5	H: 1 LOB: 2 BB: 1 P: 9	R: 0 E: 0 K: 2 S: 8	H: 1 LOB: 1 BB: 0 P: 8	R: 3 E: 1 K: 2 S: 11	H: 3 LOB: 2 BB: 1 P: 15	R: 0 E: 0 K: 0 S: 4	H: 2 LOB: 0 BB: 0 P: 4	R: 0 E: 0 K: 0 S: 3	H: 1 LOB: 0 BB: 0 P: 3	R: 1 E: 0 K: 0 S: 4	H: 1 LOB: 0 BB: 0 P: 4		R: 0 E: 0 K: 0 S: 5	H: 0 LOB: 0 BB: 0 P: 5	1B: 7 2B: 4 3B: 0 HR: 2	SF: 0 SAC: 0 DP: 2 HBP: 0	WP: 0 PB: 0 SB: 1 CS: 0	PA: 38
PITCHER	IP WLS BF H R ER SO BB IBB HBP BLK WP HR S P ERA WHIP																						
Dwight Gooden, R ERA: 3.04 Doug Sisk, R ERA: 2.59 Rick Anderson, R ERA: 3.02 (1, 1) (6, 1) (7, 1)	5.0 L 27 5 5 4 7 2 0 0 0 0 0 4 4 7.20 2.000																						
PITCHER	IP WLS BF H R ER SO BB IBB HBP BLK WP HR S P ERA WHIP																						

Batter	1	2	3	4	5	6	7	8	9	AB	R	H	RBI	BB	SO	LOB	TOP			
Lenny Dykstra, L OBP: 0.375, SLG: 0.457 (1, 8)	0-0 4-3		0-0 G3		0-3 K			0-3 K		4	0	0	0	0	2	3	New York Mets @ Philadelphia Phillies Veterans Stadium, Philadelphia, PA Sun Sep 14 1986, 3:33 AM EDT Att: 38,652 - Unknown 			
Wally Backman, S OBP: 0.384, SLG: 0.386 (1, 4)	0-0 BB 1B			0-0 F8		0-0 4-3		0-0 2B		4	0	2	0	0	0	0				
Keith Hernandez, L OBP: 0.414, SLG: 0.450 Dave Magadan, L OBP: 0.500, SLG: 0.500 (6, 3)	4-0 1-3 BB			4-0 G5-4-3 BB		0-0 F6		0-3 K		1	0	0	0	2	0	0				
Gary Carter, R OBP: 0.326, SLG: 0.418 Ed Hearn, R OBP: 0.344, SLG: 0.424 (6, 2)	0-0 L1-3			0-0 G5-4-3		0-0 F6		0-0 F8		3	0	0	0	0	0	3				
Darryl Strawberry, L OBP: 0.346, SLG: 0.476 (1, 9)		0-3 K			0-3 K		0-0 3-1		0-0 F7	4	0	0	0	0	2	0				
Danny Heep, L OBP: 0.391, SLG: 0.434 (1, 7)		0-3 K			4-0 BB 1B BB		0-0 2B 1B		0-0 F8	3	0	1	0	1	1	0				
Howard Johnson, S OBP: 0.339, SLG: 0.440 (1, 5)		0-3 K			0-3 K		0-3 K		0-0 1B	4	0	1	0	0	3	2				
Kevin Elster, R OBP: 0.429, SLG: 0.417 (1, 6)			0-0 6-3		0-0 BB 1B		0-0 1-3 2B		0-0 L5	4	0	2	0	0	0	1				
Sid Fernandez, L OBP: 0.200, SLG: 0.222 (5, PH) Lee Mazzilli, S OBP: 0.374, SLG: 0.331 (5, 1) Rick Anderson, R OBP: 0.100, SLG: 0.100 (7, PH) Stan Jefferson, S OBP: 0.200, SLG: 0.187 (7, 1) John Mitchell, R OBP: 0.429, SLG: 0.333 (8, 1)			0-0 F7		4-0 1-2 2-3 BB		0-0 F2			1	0	0	0	0	0	0				
Inning Stats	R: 0 E: 0 K: 0 S: 3	H: 1 LOB: 1 BB: 1 P: 7	R: 0 E: 0 K: 3 S: 9	H: 0 LOB: 0 BB: 0 P: 9	R: 0 E: 0 K: 0 S: 3	H: 0 LOB: 0 BB: 0 P: 3	R: 0 E: 0 K: 3 S: 2	H: 1 LOB: 3 BB: 2 P: 6	R: 0 E: 0 K: 1 S: 10	H: 0 LOB: 0 BB: 0 P: 3	R: 0 E: 0 K: 1 S: 7	H: 2 LOB: 2 BB: 0 P: 7	R: 0 E: 0 K: 2 S: 8	H: 1 LOB: 1 BB: 0 P: 8	R: 0 E: 0 K: 0 S: 4	H: 1 LOB: 1 BB: 0 P: 4		1B: 4 2B: 3 3B: 0 HR: 0	SF: 0 SAC: 0 DP: 2 HBP: 0	WP: 0 PB: 0 CS: 0
PITCHER Kevin Gross, R ERA: 3.94 (1, 1)	IP: 9.0 WLS: W BF: 35	H: 6 R: 0 ER: 0 SO: 9	BB: 4 IBB: 0 HBP: 0 BLK: 0	WP: 0 HR: 0 S: 49 P: 65	ERA: 0.00 WHIP: 1.111	PITCHER										IP: 9.0 WLS: W BF: 35	H: 6 R: 0 ER: 0 SO: 9	BB: 4 IBB: 0 HBP: 0 BLK: 0	WP: 0 HR: 0 S: 49 P: 65	ERA: 0.00 WHIP: 1.111

Batter	1	2	3	4	5	6	7	8	9	AB	R	H	RBI	BB	SO	LOB	BOTTOM			
Gary Redus, R OBP: 0.342, SLG: 0.453 (1, 7)	0-3 K		0-0 1B	0-3 K			0-0 3-1 WP 1B			4	0	2	0	0	2	1	New York Mets @ Philadelphia Phillies Veterans Stadium, Philadelphia, PA Sun Sep 14 1986, 3:33 AM EDT Att: 38,652 - Unknown 			
Juan Samuel, R OBP: 0.295, SLG: 0.441 (1, 4)	0-0 F8		0-0 2-3		0-0 1B E 1B		0-0 6-3 1-2 1B			4	1	1	0	0	0	2				
Von Hayes, L OBP: 0.384, SLG: 0.485 (1, 3)	0-0 F6			0-0 1B 2B	0-0 E9 SF8 1B		0-0 3-1 2-3 1B			4	2	2	0	0	0	1				
Mike Schmidt, R OBP: 0.387, SLG: 0.566 (1, 5)		0-0 F4		0-0 1B BB 1B	0-0 SF8		0-3 K			3	1	1	2	0	1	1				
Glenn Wilson, R OBP: 0.306, SLG: 0.394 (1, 9)		0-0 6-3		0-0 2H 1B 1B	0-0 F9 3H		0-3 K		0-0 G6-4-3 1B	4	0	1	0	0	1	1				
Ron Roenicke, S OBP: 0.387, SLG: 0.382 (1, 8)		0-0 2B		4-0 1B 3B BB	0-0 F6		0-0 F8		0-0 F8	3	1	1	0	1	0	1				
Ronn Reynolds, R OBP: 0.241, SLG: 0.292 (1, 2)		0-0 F7		0-3 K		0-0 F9		0-0 G6-4-3 1-2		4	0	0	0	0	1	4				
Steve Jeltz, S OBP: 0.329, SLG: 0.269 (1, 6)			0-0 L9	0-0 1-3 2H 3B 1B	0-0 G3					3	1	1	1	0	0	0				
Kevin Gross, R OBP: 0.197, SLG: 0.314 (1, 1)			0-3 K	0-0 1H 3H 3B	0-3 K					3	0	1	2	0	2	0				
Inning Stats	R: 0 E: 0 K: 1 S: 5	H: 0 LOB: 0 BB: 0 P: 5	R: 0 E: 0 K: 0 S: 4	H: 1 LOB: 1 BB: 0 P: 4	R: 0 E: 0 K: 1 S: 6	H: 1 LOB: 1 BB: 0 P: 6	R: 4 E: 0 K: 2 S: 11	H: 4 LOB: 1 BB: 1 P: 15	R: 2 E: 1 K: 1 S: 7	H: 2 LOB: 0 BB: 0 P: 7	R: 0 E: 0 K: 1 S: 5	H: 0 LOB: 0 BB: 0 P: 5	R: 0 E: 0 K: 1 S: 6	H: 1 LOB: 1 BB: 0 P: 6	R: 0 E: 0 K: 0 S: 3	H: 1 LOB: 0 BB: 0 P: 3		1B: 7 2B: 2 3B: 1 HR: 0	SF: 1 SAC: 0 DP: 1 HBP: 0	WP: 1 PB: 0 CS: 0
PITCHER Sid Fernandez, L ERA: 3.69 (1, 1) Rick Anderson, R ERA: 3.09 (5, 1) John Mitchell, R ERA: (7, 1) Randy Niemann, L ERA: 3.41 (8, 1)	IP: 4.0 WLS: L BF: 19	H: 6 R: 4 ER: 4 SO: 4	BB: 1 IBB: 0 HBP: 0 BLK: 0	WP: 0 HR: 0 S: 26 P: 30	ERA: 9.00 WHIP: 1.750	PITCHER										IP: 4.0 WLS: L BF: 19	H: 6 R: 4 ER: 4 SO: 4	BB: 1 IBB: 0 HBP: 0 BLK: 0	WP: 0 HR: 0 S: 26 P: 30	ERA: 9.00 WHIP: 1.750


Batter	1	2	3	4	5	6	7	8	9	AB	R	H	RBI	BB	SO	LOB	TOP					
Barry Bonds, L (1, 8) OBP: 0.347, SLG: 0.450	4-0 CS BB		0-0 F8			0-0 G3		0-0 F8		3	0	0	0	1	0	0	Pittsburgh Pirates @ Philadelphia Phillies Veterans Stadium, Philadelphia, PA Mon Sep 15 1986, 7:05 PM EDT Att: 14,089 - Unknown					
Bobby Bonilla, S (1, 9) OBP: 0.355, SLG: 0.340	0-3 K		0-3 K			0-0 F9			0-0 1-3	4	0	0	0	0	2	1						
Johnny Ray, S (1, 4) OBP: 0.361, SLG: 0.385	0-0 F3			0-0 F4		0-0 F8			0-0 F7	4	0	0	0	0	0	0						
Jim Morrison, R (1, 5) OBP: 0.330, SLG: 0.470		0-0 F3		0-0 L8			0-0 F8		0-0 2B	4	0	1	0	0	0	0						
Mike Diaz, R (1, 7) OBP: 0.350, SLG: 0.550		0-0 1B 1B		0-0 F3			0-3 K		0-0 F9	4	0	1	0	0	1	1						
Tony Peña, R (1, 2) OBP: 0.353, SLG: 0.399		0-0 1B			0-0 F7		0-0 F9			3	0	1	0	0	0	1						
Ruben Rodriguez, R (8, 2)		1-2 1B								0	0	0	0	0	0	0						
Sid Bream, L (1, 3) OBP: 0.348, SLG: 0.469		0-0 F7			0-0 F8		0-3 K			3	0	0	0	0	1	3						
Rafael Belliard, R (1, 6) OBP: 0.300, SLG: 0.268		0-0 4-3			0-0 1B			0-0 F9		3	0	1	0	0	0	2						
Rick Rhoden, R (1, 1) OBP: 0.299, SLG: 0.373			0-0 F4			0-0 6-3		0-0 6-3		2	0	0	0	0	0	1						
Rick Renner, R (8, PH) OBP: 0.500, SLG: 0.500										1	0	0	0	0	0	0						
Jim Winn, R (8, 1) OBP: 0.118, SLG: 0.125										0	0	0	0	0	0	0						
Inning Stats	R: 0 E: 0 K: 1 S: 4	H: 0 LOB: 0 BB: 1 P: 8	R: 0 E: 0 K: 0 S: 5	H: 2 LOB: 2 BB: 0 P: 5	R: 0 E: 0 K: 1 S: 5	H: 0 LOB: 0 BB: 0 P: 5	R: 0 E: 0 K: 0 S: 3	H: 0 LOB: 0 BB: 0 P: 3	R: 0 E: 0 K: 0 S: 4	H: 1 LOB: 1 BB: 0 P: 4	R: 0 E: 0 K: 0 S: 3	H: 0 LOB: 0 BB: 0 P: 3	R: 0 E: 0 K: 2 S: 8	H: 0 LOB: 1 BB: 0 P: 8	R: 0 E: 0 K: 0 S: 3	H: 0 LOB: 0 BB: 0 P: 3	R: 0 E: 0 K: 0 S: 4	H: 1 LOB: 1 BB: 0 P: 4	1B: 3 2B: 1 3B: 0 HR: 0	SF: 0 SAC: 0 DP: 0 HBP: 0	WP: 1 PB: 0 SB: 0 CS: 1	PA: 32
PITCHER Don Carman, L (1, 1) ERA: 3.34	IP: 9.0 WLS: W BF: 32 H: 4 R: 0 ER: 0 SO: 4 BB: 1 IBB: 0 HBP: 0 BLK: 0 WP: 1 HR: 0 S: 39 P: 43 ERA: 0.00 WHIP: 0.556															PITCHER	IP: 9.0 WLS: W BF: 32 H: 4 R: 0 ER: 0 SO: 4 BB: 1 IBB: 0 HBP: 0 BLK: 0 WP: 1 HR: 0 S: 39 P: 43 ERA: 0.00 WHIP: 0.556					

AB	31
R	0
H	4
RBI	0
BB	1
SO	4
LOB	9



Batter	1	2	3	4	5	6	7	8	9	AB	R	H	RBI	BB	SO	LOB	BOTTOM					
Milt Thompson, L (1, 8) OBP: 0.299, SLG: 0.349	0-0 4-3		0-0 4-3		0-0 2B		4-0 BB			3	0	1	0	1	0	0	Pittsburgh Pirates @ Philadelphia Phillies Veterans Stadium, Philadelphia, PA Mon Sep 15 1986, 7:05 PM EDT Att: 14,089 - Unknown					
Juan Samuel, R (1, 4) OBP: 0.293, SLG: 0.438	0-3 K		0-0 6-3		0-0 6-3		0-0 L5			4	0	0	0	0	1	2						
Von Hayes, L (1, 3) OBP: 0.383, SLG: 0.482	0-0 4-3			0-0 1-3	0-0 6-3		4-0 BB			3	0	0	0	1	0	1						
Mike Schmidt, R (1, 5) OBP: 0.386, SLG: 0.569		0-0 5-3		0-0 F8		0-0 HR		0-0 G6-4-3		4	1	1	1	0	0	1						
Glenn Wilson, R (1, 9) OBP: 0.308, SLG: 0.395		0-0 1B 2B 1B		0-0 3B 1B		0-3 K		0-0 F9		4	2	2	0	0	1	0						
Ron Roenicke, S (1, 7) OBP: 0.390, SLG: 0.382		0-0 2B 1B		4-0 3B BB		0-0 F9				2	2	1	0	1	0	0						
John Russell, R (1, 2) OBP: 0.299, SLG: 0.468		0-0 F4-6 1H 2H 2B		0-0 3B BB		0-3 K				3	0	2	4	0	1	0						
Steve Jeltz, S (1, 6) OBP: 0.327, SLG: 0.267		0-0 F4-6 2-3		0-0 F7			0-3 K			3	0	0	0	0	1	2						
Don Carman, L (1, 1) ERA: 3.34			0-0 F8		0-0 6-3		0-0 6-3			3	0	0	0	0	0	0						
Inning Stats	R: 0 E: 0 K: 1 S: 5	H: 0 LOB: 0 BB: 0 P: 5	R: 2 E: 0 K: 0 S: 5	H: 3 LOB: 0 BB: 0 P: 5	R: 0 E: 0 K: 0 S: 3	H: 0 LOB: 0 BB: 0 P: 3	R: 2 E: 0 K: 0 S: 5	H: 2 LOB: 1 BB: 1 P: 9	R: 0 E: 0 K: 0 S: 4	H: 1 LOB: 1 BB: 0 P: 4	R: 1 E: 0 K: 2 S: 8	H: 1 LOB: 0 BB: 0 P: 8	R: 0 E: 0 K: 1 S: 5	H: 0 LOB: 1 BB: 1 P: 9	R: 0 E: 0 K: 0 S: 2	H: 0 LOB: 0 BB: 1 P: 6		R: 0 E: 0 K: 0 S: 4	H: 0 LOB: 0 BB: 1 P: 4	1B: 3 2B: 3 3B: 1 HR: 1	SF: 0 SAC: 0 DP: 2 HBP: 0	WP: 0 PB: 0 SB: 1 CS: 0
PITCHER Rick Rhoden, R (1, 1) ERA: 2.6	IP: 7.0 WLS: L BF: 29 H: 7 R: 5 ER: 5 SO: 4 BB: 2 IBB: 0 HBP: 0 BLK: 0 WP: 0 HR: 1 S: 35 P: 43 ERA: 6.43 WHIP: 1.286															PITCHER Jim Winn, R (8, 1) ERA: 3.56	IP: 1.0 WLS: 3 BF: 0 H: 0 R: 0 ER: 0 SO: 0 BB: 1 IBB: 0 HBP: 0 BLK: 0 WP: 0 HR: 0 S: 2 P: 6 ERA: 0.00 WHIP: 1.000					




Batter	1	2	3	4	5	6	7	8	9	AB	R	H	RBI	BB	SO	LOB	TOP			
Joe Orsulak, L (1.7) OBP: 0.305, SLG: 0.352	4-0 CS BB		0-0 SF8 1B 1B		0-0 F8	4-0 BB			4-0 FC4-6 BB	2	1	1	0	3	0	0	Pittsburgh Pirates @ Philadelphia Phillies Veterans Stadium, Philadelphia, PA Tue Sep 16 1986, 7:05 PM EDT Att: 14,315 - Unknown			
Barry Bonds, L (1.8) OBP: 0.345, SLG: 0.447	0-0 F2		0-0 SF8 1B 1B		0-3 K	0-0 4-3			0-0 FC4-6 S	5	1	1	0	0	1	5				
Johnny Ray, S (1.4) OBP: 0.358, SLG: 0.382	0-0 6-3		0-0 SF8		0-0 6-3				0-0 F8	4	0	0	1	0	0	1				
Sid Bream, L (1.3) OBP: 0.348, SLG: 0.470		0-0 4-3	0-0 PB 1B		0-0 F8	0-0 2B			0-0 F4	5	0	2	2	0	0	1				
Benny Distefano, L (1.9) OBP: 0.238, SLG: 0.421		0-3 K	0-0 5-3		0-0 2B 2B				0-0 F7	3	1	1	0	0	1	1				
Mike Diaz, R (7, PH) OBP: 0.348, SLG: 0.547			1-2							1	0	0	0	0	0	1				
Tony Peña, R (1.2) OBP: 0.356, SLG: 0.403		4-0 FC6-4 BB		0-0 CS 1B	0-0 SF8 2B				0-3 K	3	1	2	1	1	1	1				
Jim Morrison, R (1.5) OBP: 0.330, SLG: 0.469		0-0 FC6-4		0-0 F8	0-0 BB E 1B				0-0 F8	4	0	1	0	0	0	2				
Rafael Belliard, R (1.6) OBP: 0.299, SLG: 0.269			0-0 L9	0-0 1B	0-0 SF8				0-3 K2-3	3	0	1	1	0	1	0				
Mike Bielecki, R John Smiley, L Bobby Bonds, S Bob Walk, R U.L. Washington, S Jim Winn, R Larry McWilliams, L Pat Clements, R Mike Rogers, S Ray Krawczyk, R			0-0 1B SF8 1B	0-3 K	0-0 E3 BB				0-0 4-3	1	0	1	0	0	0	0		AB 34 R 5 H 10 RBI 5 BB 4 SO 5 LOB 15 		
Inning Stats	R: 0 E: 0 K: 0 S: 2	H: 0 LOB: 0 BB: 1 P: 6	R: 0 E: 0 K: 1 S: 5	H: 0 LOB: 1 BB: 1 P: 9	R: 3 E: 0 K: 0 S: 7	H: 4 LOB: 1 BB: 0 P: 7	R: 0 E: 0 K: 1 S: 6	H: 2 LOB: 2 BB: 0 P: 6	R: 0 E: 0 K: 1 S: 5	H: 0 LOB: 0 BB: 0 P: 5	R: 2 E: 1 K: 0 S: 7	H: 3 LOB: 3 BB: 1 P: 11	R: 0 E: 0 K: 1 S: 6	H: 1 LOB: 1 BB: 0 P: 6	R: 0 E: 0 K: 1 S: 5	H: 0 LOB: 0 BB: 1 P: 7	1B: 7 2B: 4 3B: 0 HR: 0	SF: 2 SAC: 0 DP: 1 HBP: 0	WP: 0 PB: 1 SB: 1 CS: 2	PA: 40
PITCHER	IP WLS BF H R ER SO BB IBB HBP BLK WP HR S P ERA WHIP																			
Marvin Freeman, R (1.1) ERA: 9.0	3.0	14	4	3	3	1	2	0	0	0	0	0	0	0	14	22	9.00	2.000		
Tom Hume, R (4.1) ERA: 2.5	2.2	14	5	2	2	2	1	0	0	0	0	0	0	17	21	6.75	2.250			
Dan Schatzeder, L (6.1) ERA: 3.28	0.2	3	1	0	0	0	0	0	0	0	0	0	0	3	3	0.00	1.500			
Kent Tekulve, R (7.1) ERA: 2.64	2.2	W	9	0	0	0	2	1	0	0	0	0	0	12	16	0.00	0.375			

Batter	1	2	3	4	5	6	7	8	9	AB	R	H	RBI	BB	SO	LOB	BOTTOM			
Milt Thompson, L (1.8) OBP: 0.304, SLG: 0.346	4-0 WP S 1B BB		0-0 4-3		4-0 F7 BB				0-0 4-3	2	1	0	0	3	0	1	Pittsburgh Pirates @ Philadelphia Phillies Veterans Stadium, Philadelphia, PA Tue Sep 16 1986, 7:05 PM EDT Att: 14,315 - Unknown			
Greg Legg, R (1.4) OBP: 0.364, SLG: 0.455	0-0 1B FC3-2 1B	0-0 F9		0-0 5-3 3B 2B	0-0 F7				0-0 G4-6-3 1B	5	1	3	1	0	0	4				
Von Hayes, L (1.3) OBP: 0.384, SLG: 0.481	0-0 FC3-2 1B	0-0 F5		4-0 5-3 3B BB	0-0 F8				0-0 G4-6-3 1-2	4	1	1	0	1	0	5				
Mike Schmidt, R (1.5) OBP: 0.387, SLG: 0.568	0-0 L7		4-0 2B SF7 BB	0-0 5-3					0-0 F8	3	2	1	0	1	0	4				
Rick Schu, R (8.5) OBP: 0.330, SLG: 0.427			1-2 2-3		0-0 E 1B					1	0	0	0	0	0	0				
Glenn Wilson, R (1.9) OBP: 0.312, SLG: 0.405	0-0 FC3-2 1B		0-0 2B 2B	0-0 3B	0-0 E 1B				0-0 F8	5	2	4	2	0	0	0				
Ron Roenicke, S (1.7) OBP: 0.383, SLG: 0.375	0-0 FC3-2		0-3 K	0-3 K	0-0 E3 1B				0-0 4-3	5	1	0	0	0	2	7				
John Russell, R (1.2) OBP: 0.302, SLG: 0.467	0-3 K		4-0 2B BB	0-3 K	0-0 CS 1B					3	1	1	2	1	2	4				
Steve Jeltz, S (1.6) OBP: 0.328, SLG: 0.270		0-0 F9 SH3-4 1B	0-0 SF7		0-0 F7 SH3-4 1B					3	0	2	1	0	1	1				
Marvin Freeman, R (1.1)		0-0 SH3-4		0-0 SH3-4	0-3 K					0	0	0	0	0	0	0				
Juan Samuel, R (3, PH) OBP: 0.294, SLG: 0.441										1	0	1	2	0	0	0				
Tom Hume, R (4.1)										0	0	0	0	0	0	0				
Dan Schatzeder, L (6.1) OBP: 0.500, SLG: 0.652		1-2		1-2						1	0	0	0	0	1	1				
Kent Tekulve, R (7.1)										0	0	0	0	0	0	0				
Inning Stats	R: 1 E: 0 K: 1 S: 8	H: 3 LOB: 3 BB: 1 P: 12	R: 0 E: 0 K: 0 S: 4	H: 1 LOB: 2 BB: 1 P: 8	R: 3 E: 0 K: 1 S: 7	H: 2 LOB: 1 BB: 2 P: 15	R: 2 E: 0 K: 2 S: 9	H: 2 LOB: 1 BB: 1 P: 13	R: 0 E: 0 K: 0 S: 4	H: 1 LOB: 2 BB: 1 P: 8	R: 3 E: 1 K: 2 S: 10	H: 3 LOB: 1 BB: 0 P: 10	R: 0 E: 0 K: 0 S: 3	H: 1 LOB: 0 BB: 0 P: 3	R: 0 E: 0 K: 0 S: 3	H: 0 LOB: 0 BB: 0 P: 3	1B: 9 2B: 4 3B: 1 HR: 0	SF: 1 SAC: 2 DP: 2 HBP: 0	WP: 1 PB: 0 SB: 1 CS: 1	PA: 42
PITCHER	IP WLS BF H R ER SO BB IBB HBP BLK WP HR S P ERA WHIP																			
Mike Bielecki, R (1.1) ERA: 4.76	2.2	L	18	6	4	4	2	4	0	0	0	0	0	18	34	13.50	3.750			
John Smiley, L (3.1) ERA: 6.0	0.1	1	0	0	0	0	0	0	0	0	0	1	1	0.00	0.000					
Bob Walk, R (4.1) ERA: 3.64	2.0	11	3	2	2	2	2	0	0	0	0	13	21	9.00	2.500					
Jim Winn, R (6.1) ERA: 3.67	0.0	4	3	3	1	0	0	0	0	0	0	4	4	=	=					
Larry McWilliams, L (6.1) ERA: 4.94	1.0	2	0	0	0	2	0	0	0	0	0	6	6	0.00	0.000					
Pat Clements, L (7.1) ERA: 3.02	1.0	3	1	0	0	0	0	0	0	0	0	3	3	0.00	1.000					
Ray Krawczyk, R (8.1) ERA: 3.69	1.0	3	0	0	0	0	0	0	0	0	0	3	3	0.00	0.000					

Batter	1	2	3	4	5	6	7	8	9	AB	R	H	RBI	BB	SO	LOB	TOP										
Vince Coleman, S (1, 7) OBP: 0.307, SLG: 0.286	F7		K				FC1-6		F7	4	1	0	0	1	1	3											
Willie McGee, S (1, 8) OBP: 0.315, SLG: 0.377 Steve Lake, R (7, 2) OBP: 0.323, SLG: 0.371	4-3			6-3		K	6-3			4	0	0	0	0	1	4											
Tom Herr, S (1, 4) OBP: 0.328, SLG: 0.319	F7			K					F9	4	0	0	0	0	1	0											
Mike Laga, L (1, 3) OBP: 0.313, SLG: 0.517		FC4-6 HBP		K		K				3	1	1	1	0	2	1											
Terry Pendleton, S (1, 5) OBP: 0.280, SLG: 0.303	L7						F7		K	4	0	1	0	0	1	2											
Andy Van Slyke, L (1, 9) OBP: 0.344, SLG: 0.429	FC4-6					6-3			F6	4	0	1	0	0	0	2											
Ozzie Smith, S (1, 6) OBP: 0.307, SLG: 0.321	G3					4-3			F7	4	1	0	0	0	0	3											
Michael LaValliere, L (1, 2) OBP: 0.321, SLG: 0.304 Tom Lawless, R (7, PH) OBP: 0.325, SLG: 0.324 Joe Boever, R (7, 1) OBP: 0.500, SLG: 0.500 John Morris, L (9, PH) OBP: 0.295, SLG: 0.273			G3							2	0	1	0	1	0	0											
Greg Mathews, R (1, 1) OBP: 0.071, SLG: 0.025 Ray Sof, R (5, 1) Curt Ford, L (7, PH) OBP: 0.322, SLG: 0.369			K							0	0	0	0	0	0	0											
Inning Stats	R: 0 E: 0 K: 0 S: 3	H: 0 LOB: 0 BB: 0 P: 3	R: 0 E: 0 K: 0 S: 3	H: 0 LOB: 1 BB: 0 P: 4	R: 0 E: 0 K: 2 S: 7	H: 0 LOB: 0 BB: 0 P: 7	R: 0 E: 0 K: 2 S: 7	H: 0 LOB: 0 BB: 0 P: 7	R: 0 E: 0 K: 1 S: 6	H: 1 LOB: 2 BB: 1 P: 10	R: 1 E: 1 K: 2 S: 8	H: 0 LOB: 1 BB: 1 P: 12	R: 1 E: 0 K: 0 S: 6	H: 3 LOB: 2 BB: 0 P: 6	R: 1 E: 0 K: 1 S: 6	H: 1 LOB: 0 BB: 0 P: 6	R: 0 E: 0 K: 0 S: 4	H: 1 LOB: 1 BB: 0 P: 4	1B: 5 2B: 0 3B: 0 HR: 1	SF: 0 SAC: 0 DP: 0 HBP: 1	WP: 0 PA: 37 PB: 0 SB: 3 CS: 0						
PITCHER	IP	WLS	BF	H	R	ER	SO	BB	IBB	HBP	BLK	WP	HR	S	P	ERA	WHIP										
Mike Maddux, R (1, 1) ERA: 5.61	6.1	W	27	4	2	1	7	1	1	1	0	0	0	38	47	1.42	0.789										
Kent Tekulve, R (7, 1) ERA: 2.52	0.2		2	0	0	0	0	0	0	0	0	0	0	2	2	0.00	0.000										
Steve Bedrosian, R (8, 1) ERA: 3.31	2.0	S	8	2	1	1	1	0	0	0	0	0	1	10	10	4.50	1.000										

St. Louis Cardinals @ Philadelphia Phillies
Veterans Stadium, Philadelphia, PA
Thu Sep 18 1986, 7:05 PM EDT
Att: 12,847 - Unknown


AB 34
R 3
H 6
RBI 2
BB 2
SO 8
LOB 18

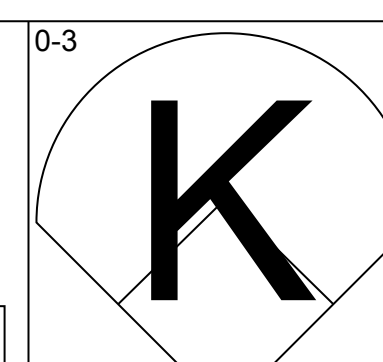
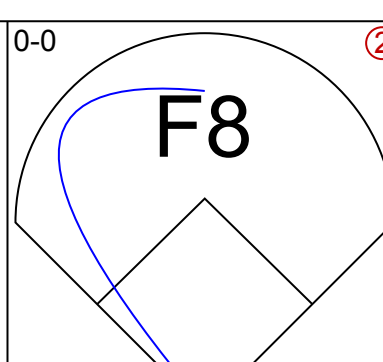
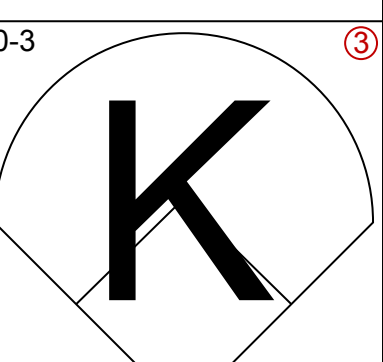
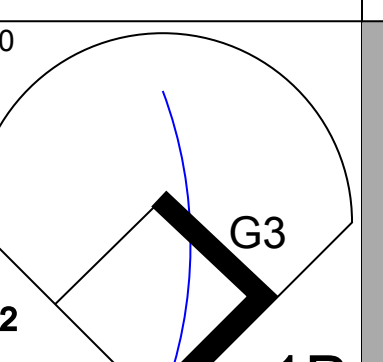
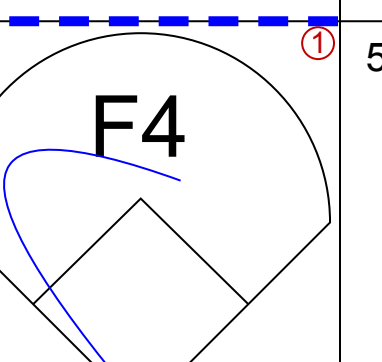
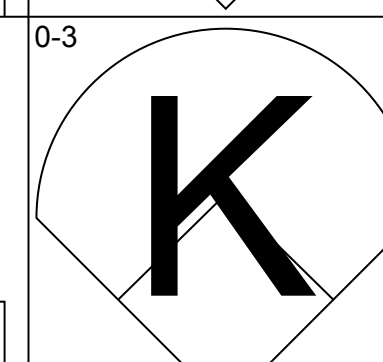
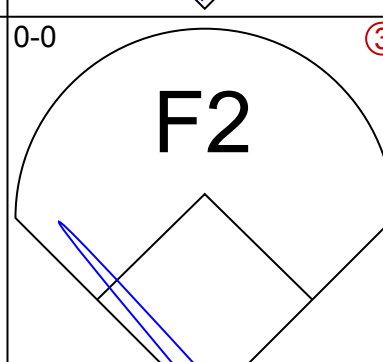
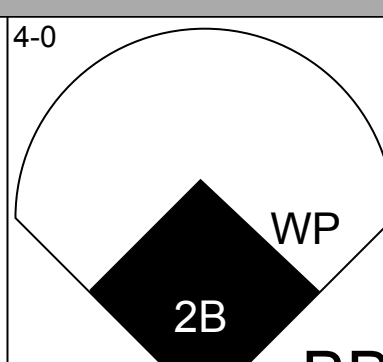
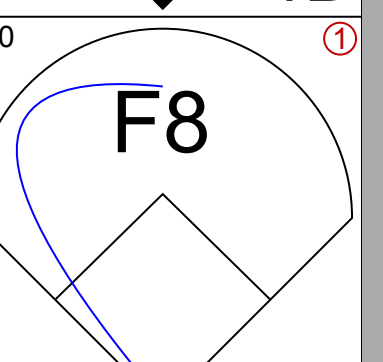
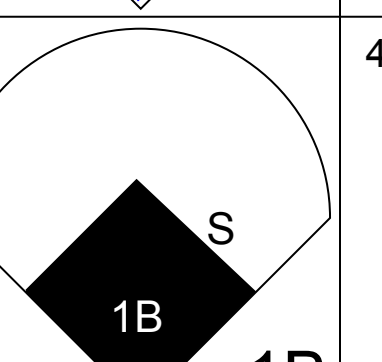
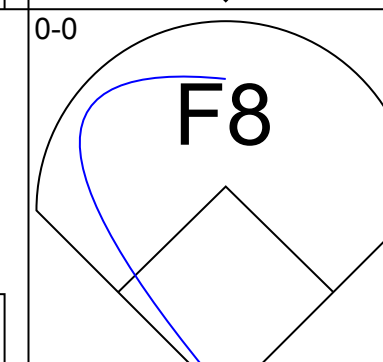
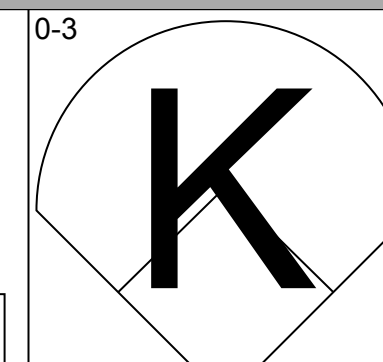
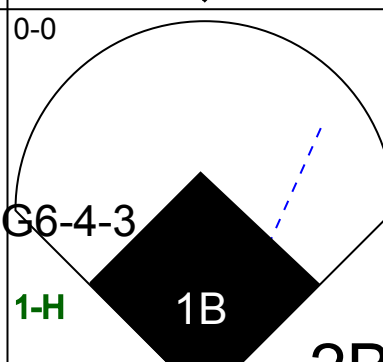
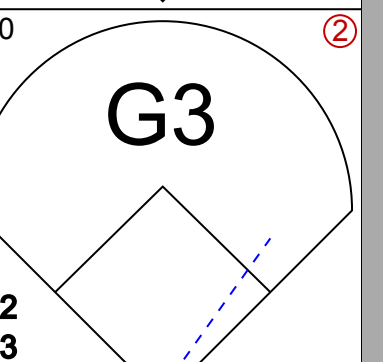
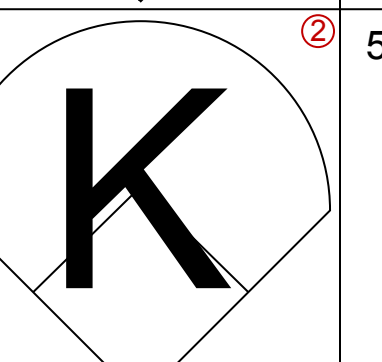
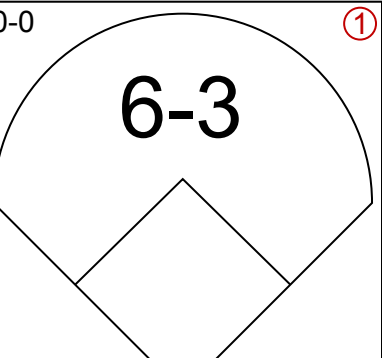
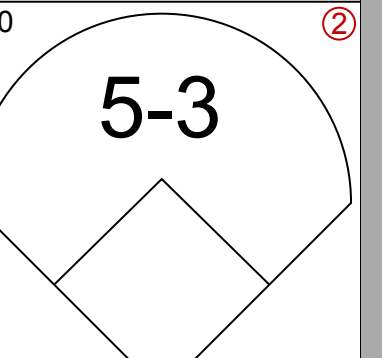
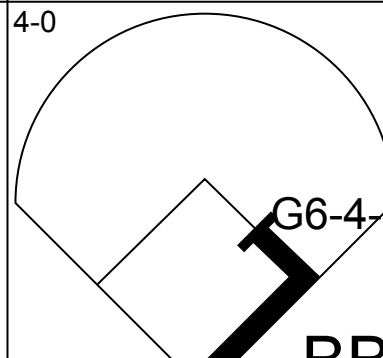
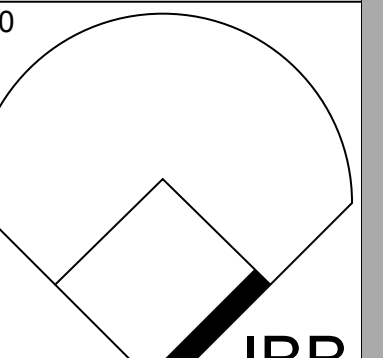
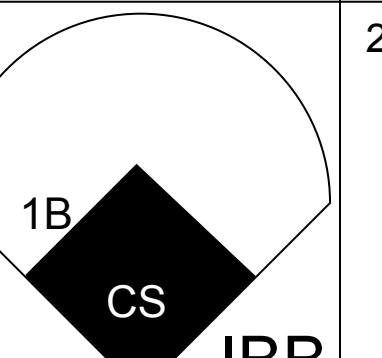
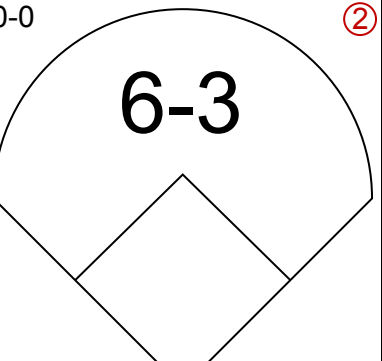
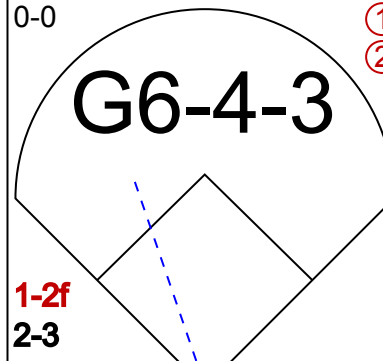
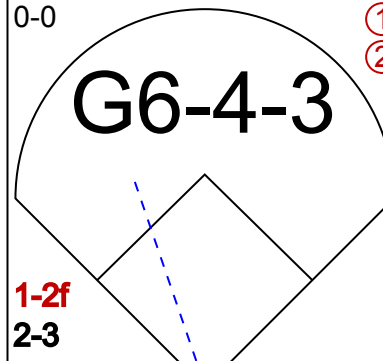
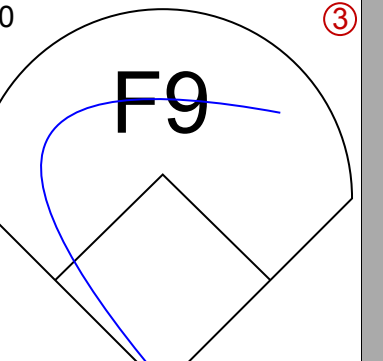
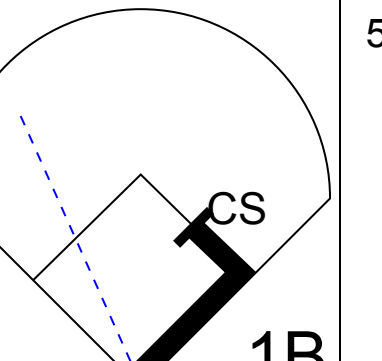
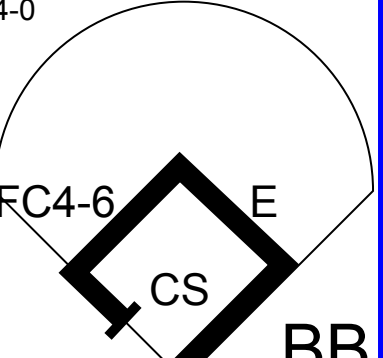
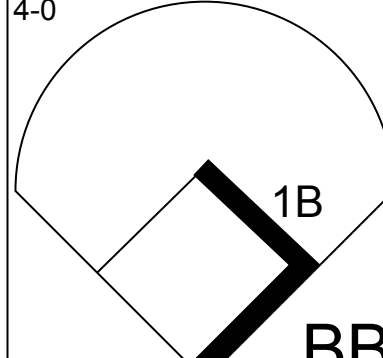
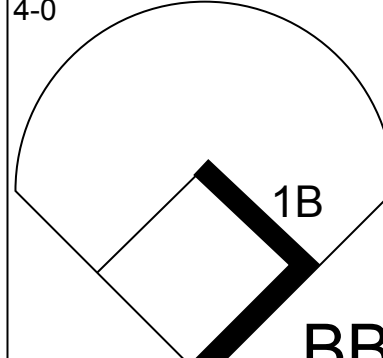
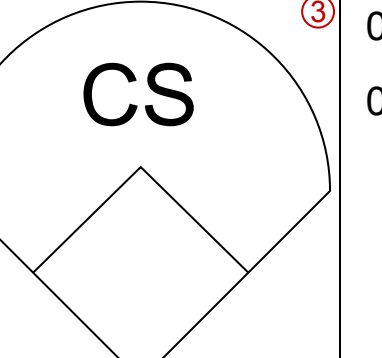
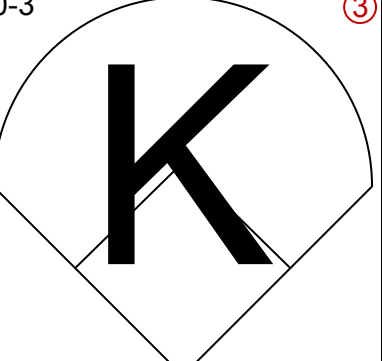
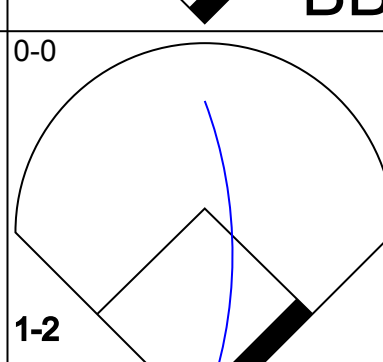
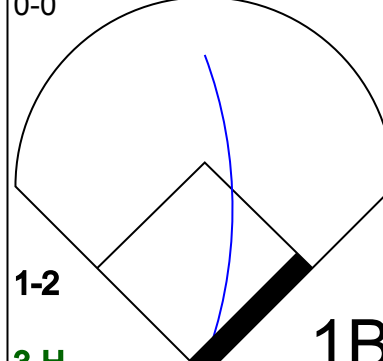
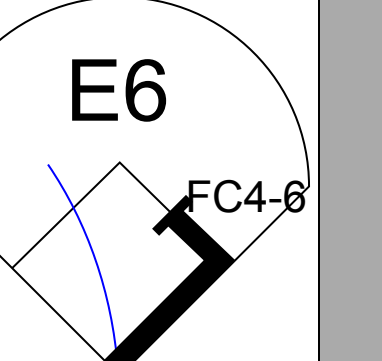
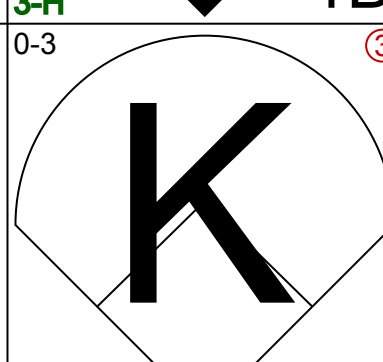
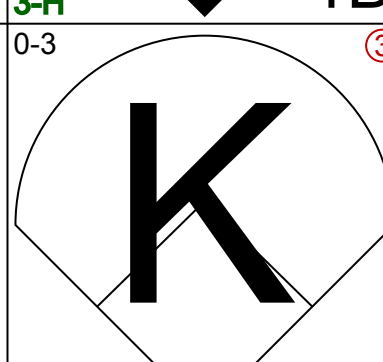
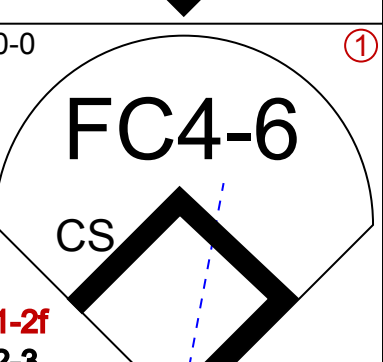
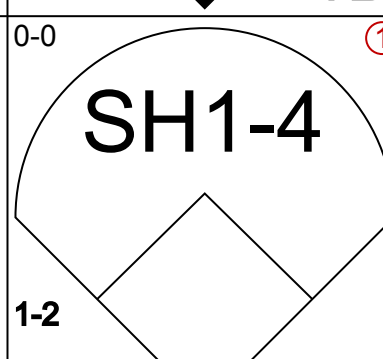
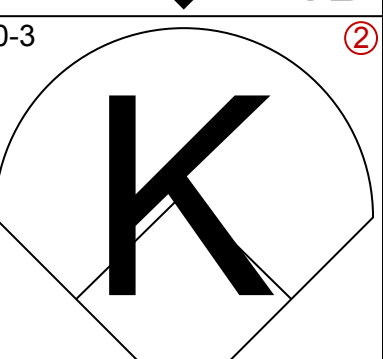
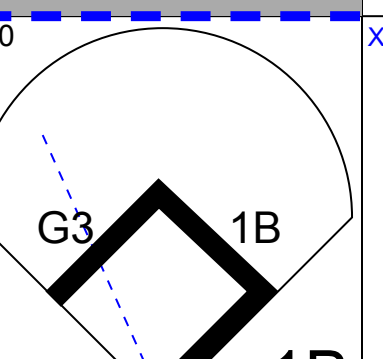
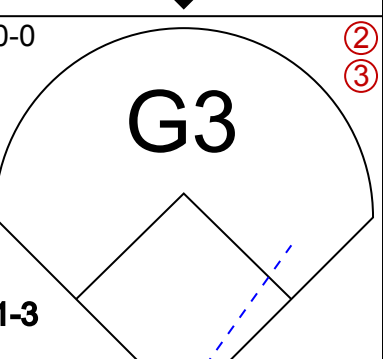
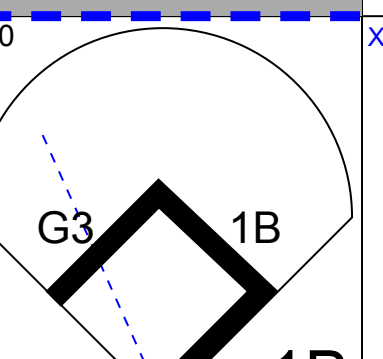
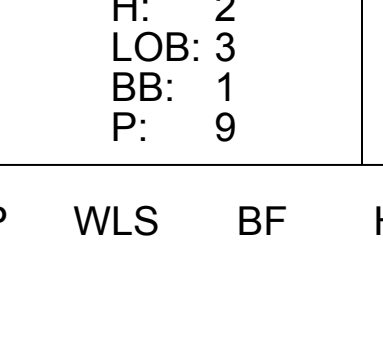


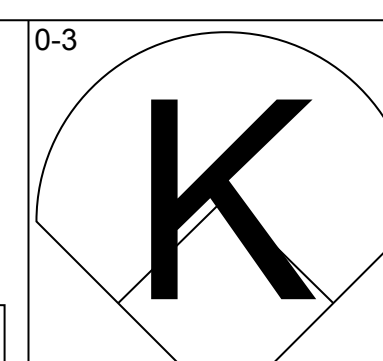
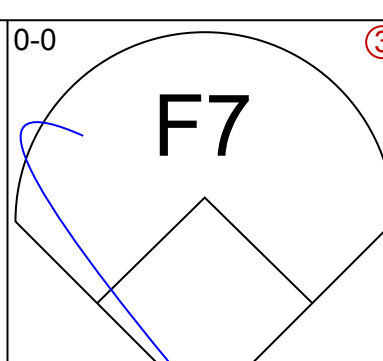
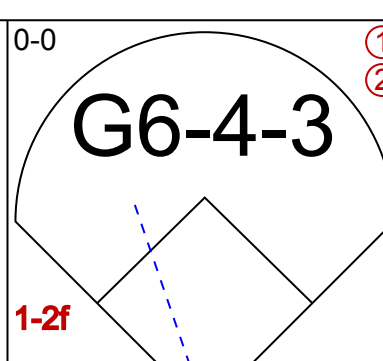
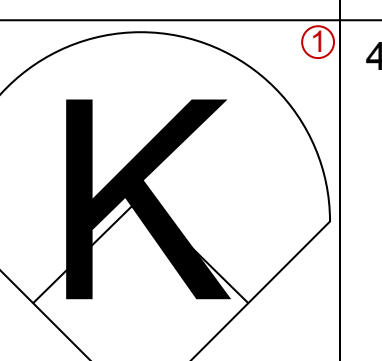
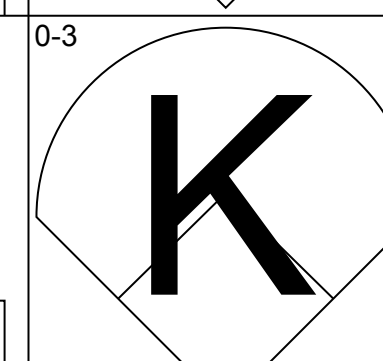
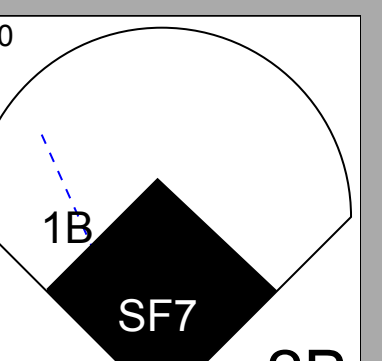
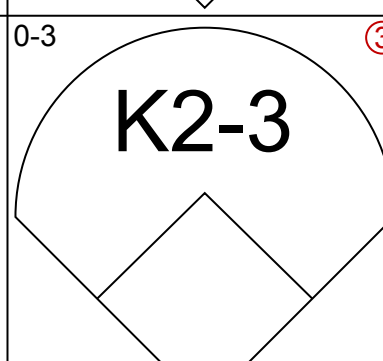
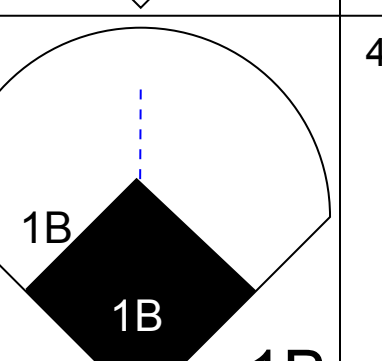
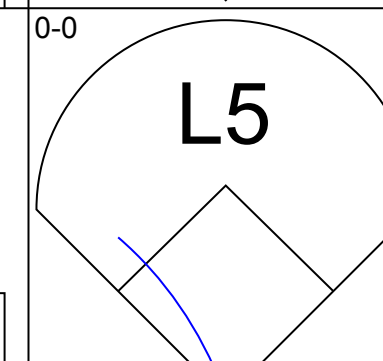
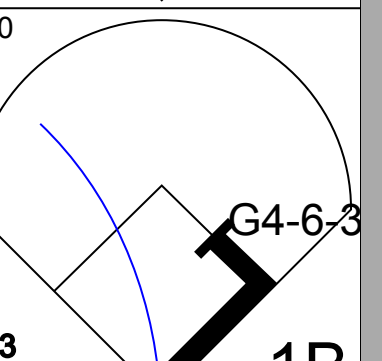
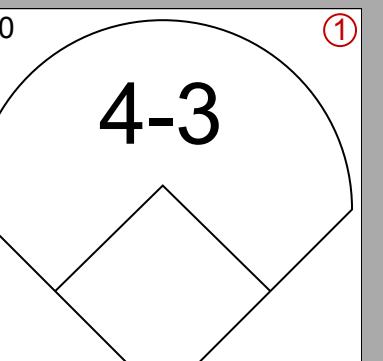
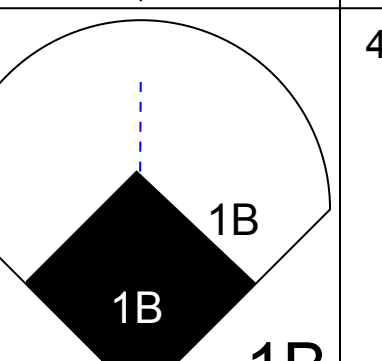
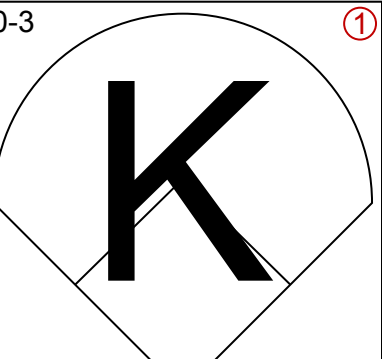
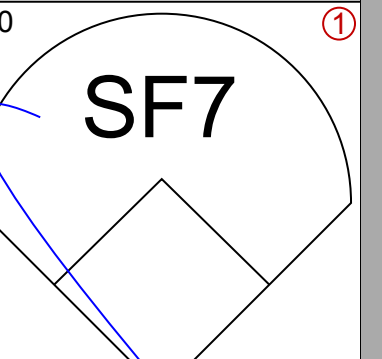
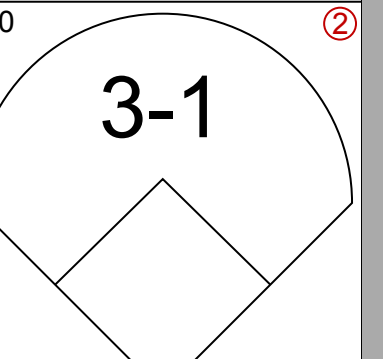
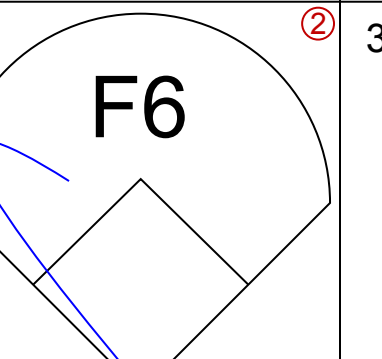
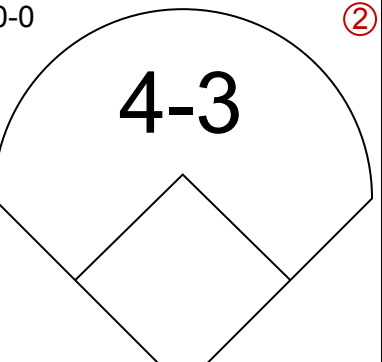
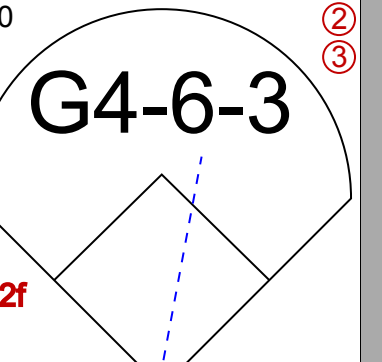
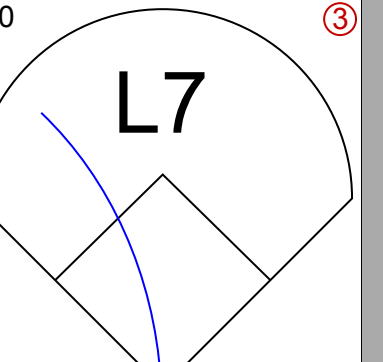
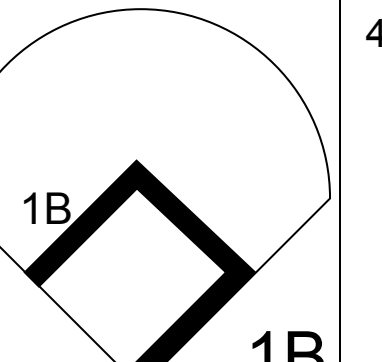
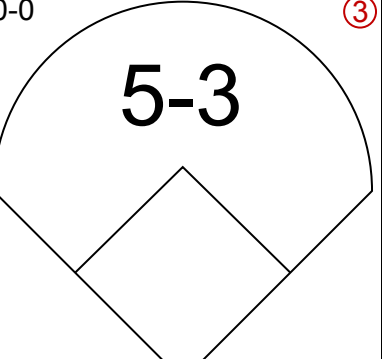
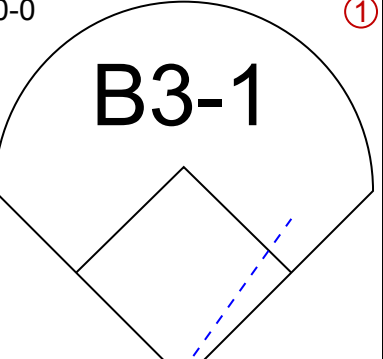
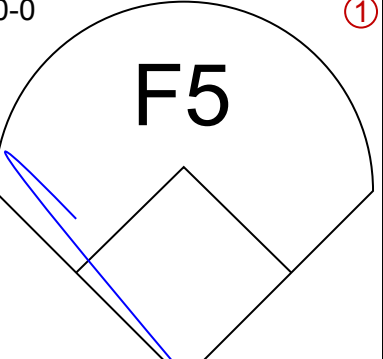
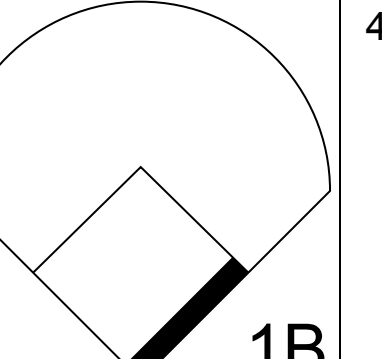
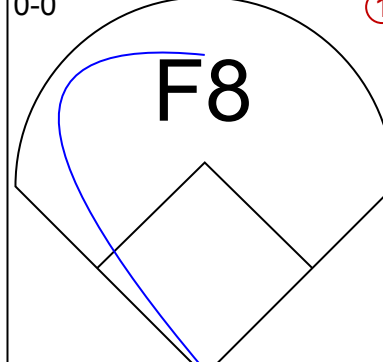
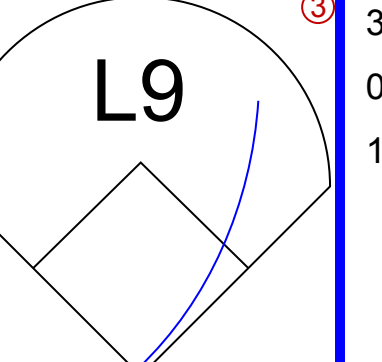
Batter	1	2	3	4	5	6	7	8	9	AB	R	H	RBI	BB	SO	LOB	BOTTOM										
Gary Redus, R (1, 7) OBP: 0.343, SLG: 0.449	K									3	1	2	1	1	1	0											
Juan Samuel, R (1, 4) OBP: 0.294, SLG: 0.440	K									4	1	1	1	0	1	3											
Von Hayes, L (1, 3) OBP: 0.385, SLG: 0.478										1	0	1	0	3	0	0											
Mike Schmidt, R (1, 5) OBP: 0.385, SLG: 0.562										2	0	0	1	1	0	2											
Glenn Wilson, R (1, 9) OBP: 0.311, SLG: 0.408	F3									4	0	0	0	0	0	5											
Ron Roenicke, S (1, 8) OBP: 0.382, SLG: 0.373 Milt Thompson, L (8, 8) OBP: 0.306, SLG: 0.357										3	1	1	0	0	1	2											
John Russell, R (1, 2) OBP: 0.305, SLG: 0.464										2	1	0	0	1	1	1											
Steve Jeltz, S (1, 6) OBP: 0.327, SLG: 0.268										3	0	0	0	1	1	3											
Mike Maddux, L (1, 1) OBP: 0.100, SLG: 0.053 Kent Tekulve, R (7, 1) Joe Boever, R (7, 1) ERA: 2.08										2	0	1	1	0	1	0											
Inning Stats	R: 0 E: 0 K: 2 S: 7	H: 2 LOB: 2 BB: 2 P: 15	R: 1 E: 0 K: 0 S: 5	H: 2 LOB: 2 BB: 1 P: 9	R: 0 E: 0 K: 1 S: 5	H: 0 LOB: 1 BB: 1 P: 9	R: 0 E: 0 K: 1 S: 4	H: 0 LOB: 0 BB: 0 P: 5	R: 2 E: 0 K: 0 S: 6	H: 3 LOB: 1 BB: 0 P: 6	R: 1 E: 0 K: 1 S: 6	H: 1 LOB: 1 BB: 1 P: 10	R: 0 E: 0 K: 0 S: 2	H: 0 LOB: 0 BB: 1 P: 6	R: 0 E: 0 K: 2 S: 7	H: 0 LOB: 1 BB: 1 P: 11	1B: 5 2B: 1 3B: 0 HR: 0	SF: 1 SAC: 1 DP: 1 HBP: 1	WP: 0 PA: 36 PB: 0 SB: 0 CS: 1								
PITCHER	IP	WLS	BF	H	R	ER	SO	BB	IBB	HBP	BLK	WP	HR	S	P	ERA	WHIP										
Greg Mathews, L (1, 1) ERA: 3.55	4.0	L	21	5	3	3	4	4	0	1	0	0	0	24	41	6.75	2.250										
Ray Sof, R (5, 1) ERA: 2.17	2.0		8	1	1	1	1	1	0	0	1	0	0	9	13	4.50	1.000										
Joe Boever, R (7, 1) ERA: 2.08	2.0		7	0	0	0	2	2	0	0	0	0	0	9	17	0.00	1.000										

St. Louis Cardinals @ Philadelphia Phillies
Veterans Stadium, Philadelphia, PA
Thu Sep 18 1986, 7:05 PM EDT
Att: 12,847 - Unknown

AB 26
R 4
H 6
RBI 4
BB 7
SO 7
LOB 17



Batter	1	2	3	4	5	6	7	8	9	AB	R	H	RBI	BB	SO	LOB	TOP			
Gary Redus, R OBP: 0.341, SLG: 0.445 (1, 7)										5	0	1	0	0	2	3	Philadelphia Phillies @ New York Mets Shea Stadium, Flushing, NY Fri Sep 19 1986, 7:05 PM EDT Att: 35,023 - Unknown			
Juan Samuel, R OBP: 0.295, SLG: 0.439 (1, 4)										4	2	1	0	1	1	3				
Von Hayes, L OBP: 0.384, SLG: 0.477 (1, 3)										5	1	1	1	0	2	3				
Mike Schmidt, R OBP: 0.387, SLG: 0.560 (1, 5)										2	1	0	0	3	0	0				
Glenn Wilson, R OBP: 0.310, SLG: 0.406 (1, 9)										5	0	1	1	0	0	5				
Ron Roenicke, S OBP: 0.388, SLG: 0.373 (8, PR)										0	0	0	0	4	0	0				
Mitt Thompson, L OBP: 0.306, SLG: 0.357 (8, 8)										0	0	0	0	0	0	0				
Ronn Reynolds, R OBP: 0.244, SLG: 0.301 (1, 2)										4	0	1	1	0	1	3				
Steve Jeltz, S OBP: 0.328, SLG: 0.270 (1, 6)										4	0	2	0	0	1	4				
Kevin Gross, R OBP: 0.203, SLG: 0.315 (1, 1)										3	0	1	0	0	1	4				
Steve Bedrosian, R OBP: 0.333, SLG: 0.200 (9, 1)										0	0	0	0	0	0	0				
Inning Stats	R: 0 E: 0 K: 2 S: 7	H: 0 LOB: 0 BB: 0 P: 7	R: 0 E: 0 K: 1 S: 5	H: 0 LOB: 1 BB: 1 P: 9	R: 0 E: 0 K: 0 S: 4	H: 1 LOB: 1 BB: 0 P: 4	R: 0 E: 0 K: 1 S: 5	H: 0 LOB: 0 BB: 0 P: 5	R: 0 E: 0 K: 2 S: 8	H: 1 LOB: 2 BB: 1 P: 12	R: 0 E: 0 K: 0 S: 6	H: 2 LOB: 3 BB: 1 P: 18	R: 0 E: 1 K: 0 S: 3	H: 0 LOB: 2 BB: 1 P: 7	R: 2 E: 0 K: 1 S: 6	H: 2 LOB: 1 BB: 1 P: 10	1B: 7 2B: 1 3B: 0 HR: 0	SF: 0 SAC: 1 DP: 1 HBP: 0	WP: 1 PB: 0 SB: 1 CS: 4	PA: 42
PITCHER	IP	WLS	BF	H	R	ER	SO	BB	IBB	HBP	BLK	WP	HR	S	P	ERA	WHIP			
Sid Fernandez, L ERA: 3.67 (1, 1)	6.0	L	26	4	2	2	7	5	0	0	0	1	0	35	55	3.00	1.500			
Doug Sisk, R ERA: 2.51 (7, 1)	2.0		10	2	0	0	0	1	1	0	0	0	0	8	16	0.00	1.500			
Randy Niemann, L ERA: 3.86 (9, 1)	1.0		5	2	2	2	1	0	1	0	0	0	0	6	10	18.00	2.000			


Batter	1	2	3	4	5	6	7	8	9	AB	R	H	RBI	BB	SO	LOB	BOTTOM					
Stan Jefferson, S OBP: 0.200, SLG: 0.143 (1, 8)										4	0	0	0	0	2	2	Philadelphia Phillies @ New York Mets Shea Stadium, Flushing, NY Fri Sep 19 1986, 7:05 PM EDT Att: 35,023 - Unknown					
Tim Lincecum, R OBP: 0.337, SLG: 0.386 (1, 4)										4	2	2	0	0	2	0						
Dave Magadan, L OBP: 0.500, SLG: 0.500 (1, 3)										4	1	2	0	0	0	0						
Kevin Mitchell, R OBP: 0.353, SLG: 0.477 (1, 9)										3	0	0	1	0	1	2						
Danny Heep, L OBP: 0.386, SLG: 0.427 (1, 7)										4	0	1	1	0	0	1						
Howard Johnson, S OBP: 0.344, SLG: 0.449 (1, 5)										4	0	1	1	0	0	0						
Ed Hearn, R OBP: 0.336, SLG: 0.413 (1, 2)										3	0	0	0	0	0	0						
Mookie Wilson, S OBP: 0.350, SLG: 0.438 (9, PH)										0	0	0	0	0	0	0						
Darryl Strawberry, L OBP: 0.352, SLG: 0.476 (9, PH)										1	0	0	0	0	0	2						
Kevin Elster, R OBP: 0.400, SLG: 0.353 (1, 6)										2	0	0	0	0	1	0						
Wally Backman, S OBP: 0.388, SLG: 0.393 (8, PH)										0	0	0	0	1	0	0						
Rafael Santana, R OBP: 0.277, SLG: 0.251 (9, 6)										0	0	0	0	0	0	0						
Sid Fernandez, L OBP: 0.212, SLG: 0.222 (1, 1)										0	0	0	0	1	0	0						
Lenny Dykstra, L OBP: 0.377, SLG: 0.457 (6, PH)										0	0	0	0	1	0	0						
Doug Sisk, R OBP: 0.371, SLG: 0.328 (8, PH)										0	0	0	0	0	0	0						
Lee Mazzilli, S OBP: 0.371, SLG: 0.328 (8, PH)										1	0	0	0	0	0	1						
Randy Niemann, L OBP: 0.429, SLG: 0.333 (9, 1)										0	0	0	0	0	0	0						
Inning Stats	R: 0 E: 0 K: 2 S: 7	H: 0 LOB: 0 BB: 0 P: 7	R: 0 E: 0 K: 1 S: 5	H: 0 LOB: 0 BB: 0 P: 5	R: 0 E: 0 K: 1 S: 5	H: 0 LOB: 1 BB: 1 P: 9	R: 1 E: 0 K: 0 S: 4	H: 2 LOB: 0 BB: 0 P: 4	R: 0 E: 0 K: 0 S: 3	H: 0 LOB: 0 BB: 0 P: 3	R: 0 E: 0 K: 1 S: 4	H: 0 LOB: 1 BB: 1 P: 8	R: 0 E: 0 K: 0 S: 3	R: 0 E: 0 K: 0 S: 3	R: 0 E: 0 K: 0 S: 3	R: 0 E: 0 K: 0 S: 3	R: 2 E: 0 K: 1 S: 9	H: 4 LOB: 2 BB: 0 P: 9	1B: 5 2B: 1 3B: 0 HR: 0	SF: 1 SAC: 0 DP: 2 HBP: 0	WP: 0 PB: 0 SB: 0 CS: 0	PA: 34
PITCHER	IP	WLS	BF	H	R	ER	SO	BB	IBB	HBP	BLK	WP	HR	S	P	ERA	WHIP					
Kevin Gross, R ERA: 3.91 (1, 1)	8.2	W	33	6	3	3	6	3	0	0	0	0	0	42	54	3.12	1.038					
Steve Bedrosian, R ERA: 3.3 (9, 1)	0.1	S	1	0	0	0	0	0	0	0	0	0	0	1	1	0.00	0.000					

AB	32
R	4
H	8
RBI	3
BB	8
SO	8
LOB	25





AB	30
R	3
H	6
RBI	3
BB	3
SO	6
LOB	8

WP	0
PB	0
SB	0
CS	0

Batter	1	2	3	4	5	6	7	8	9	AB	R	H	RBI	BB	SO	LOB	TOP					
Milt Thompson, L (1, 8) OBP: 0.304, SLG: 0.354	L8		K		1-3		4-3		FC4-6 1B	5	0	1	0	0	1	0	Philadelphia Phillies @ New York Mets Shea Stadium, Flushing, NY Sat Sep 20 1986, 7:05 PM EDT Att: 39,104 - Unknown					
Juan Samuel, R (1, 4) OBP: 0.296, SLG: 0.439	1B		1B		K2-3		F9		FC4-6 1B FC6-4	5	1	2	1	0	1	1						
Von Hayes, L (1, 3) OBP: 0.385, SLG: 0.486	F6		K2-3						FC6-4 1B	5	1	3	1	0	1	2						
Mike Schmidt, R (1, 5) OBP: 0.387, SLG: 0.556	L7				6-3				FC6-4	3	1	0	1	2	0	2						
Glenn Wilson, R (1, 9) OBP: 0.312, SLG: 0.409					1B BB				FC6-4	1	0	1	0	1	0	0						
Greg Gross, L (5, 9) OBP: 0.361, SLG: 0.306							K		4-3	3	0	0	0	0	1	4						
Gary Redus, R (1, 7) OBP: 0.343, SLG: 0.444	K				1-2 1B					3	1	1	0	1	1	1						
Ronn Reynolds, R (1, 2) OBP: 0.244, SLG: 0.299	F8				K		2-3		G4-3 1B	4	0	1	0	0	1	5						
Steve Jeltz, S (1, 6) OBP: 0.328, SLG: 0.270	4-3				F9				G4-3	4	0	1	2	0	0	4						
Bruce Ruffin, S (1, 1) OBP: 0.065, SLG: 0.087					F1					2	0	0	0	0	1	0						
Jeff Stone, L (6, PH) OBP: 0.332, SLG: 0.405							K		G3	1	0	0	0	0	0	1						
Tom Hume, R (6, 1) Michael Jackson, R (8, 1) Chris James, R (9, PH)									FC4-6 2B	0	0	0	0	0	0	0						
Inning Stats	R: 0 E: 0 K: 0 S: 4	H: 1 LOB: 1 BB: 0 P: 4	R: 0 E: 0 K: 1 S: 6	H: 1 LOB: 1 BB: 0 P: 6	R: 0 E: 0 K: 2 S: 8	H: 1 LOB: 2 BB: 0 P: 8	R: 0 E: 0 K: 1 S: 6	H: 1 LOB: 2 BB: 1 P: 10	R: 0 E: 0 K: 2 S: 7	H: 0 LOB: 0 BB: 0 P: 7	R: 3 E: 0 K: 0 S: 5	H: 2 LOB: 1 BB: 2 P: 13	R: 0 E: 0 K: 1 S: 6	H: 1 LOB: 2 BB: 1 P: 10	R: 0 E: 0 K: 0 S: 3	H: 1 LOB: 0 BB: 0 P: 3		R: 2 E: 0 K: 0 S: 6	H: 3 LOB: 1 BB: 0 P: 6	1B: 7 2B: 3 3B: 0 HR: 1	SF: 0 SAC: 0 DP: 1 HBP: 0	WP: 0 PB: 0 SB: 1 CS: 0
PITCHER	IP WLS BF H R ER SO BB IBB HBP BLK WP HR S P ERA WHIP	7.0 W 32 7 3 3 7 4 0 0 0 0 1 42 58 3.86 1.571	2.0 L 9 4 2 2 0 0 0 0 0 0 0 0 9 9 9.00 2.000																			

Batter	1	2	3	4	5	6	7	8	9	AB	R	H	RBI	BB	SO	LOB	BOTTOM			
Mookie Wilson, S (1, 7) OBP: 0.353, SLG: 0.439	S 1B		4-3		G3 S	HR		G4-6-3		4	2	2	0	1	0	1	Philadelphia Phillies @ New York Mets Shea Stadium, Flushing, NY Sat Sep 20 1986, 7:05 PM EDT Att: 39,104 - Unknown			
Stan Jefferson, S (1, 8) OBP: 0.283, SLG: 0.353	1-2 BB		6-3		L9	HR				3	1	1	3	1	0	1				
Kevin Mitchell, R (1, 9) OBP: 0.352, SLG: 0.474	1-2 2-H E		6-3		G3	6-3				4	1	1	1	0	0	1				
Gary Carter, R (1, 3) OBP: 0.328, SLG: 0.419	F7				L9	F7		F4		4	0	0	0	0	0	2				
Ray Knight, R (1, 5) OBP: 0.349, SLG: 0.416	1-H E6				5-3			F9		4	1	1	1	0	0	0				
Tim Lincecum, R (1, 4) OBP: 0.336, SLG: 0.383	F7							6-3		4	1	1	0	0	0	0				
Roger McDowell, R (8, 1) OBP: 0.333, SLG: 0.294					2B	E6		6-3		0	0	0	0	0	0	0				
John Gibbons, R (1, 2) OBP: 0.571, SLG: 0.889										4	2	4	1	0	0	0				
Rafael Santana, R (1, 6) OBP: 0.278, SLG: 0.250										1	0	0	0	1	0	1				
Danny Heep, L (6, PH) OBP: 0.389, SLG: 0.430										1	1	1	2	0	0	0				
Kevin Elster, R (7, 6) OBP: 0.381, SLG: 0.333										1	0	0	0	0	0	0				
Ron Darling, R (1, 1) OBP: 0.139, SLG: 0.132										2	0	0	0	0	0	3				
Wally Backman, S (8, 4) OBP: 0.389, SLG: 0.395										1	0	1	0	0	0	0				
Inning Stats	R: 3 E: 1 K: 0 S: 5	H: 3 LOB: 0 BB: 1 P: 9	R: 0 E: 0 K: 0 S: 3	H: 1 LOB: 0 BB: 0 P: 3	R: 0 E: 0 K: 0 S: 3	H: 0 LOB: 0 BB: 0 P: 3	R: 0 E: 0 K: 0 S: 5	H: 2 LOB: 3 BB: 1 P: 9	R: 0 E: 0 K: 0 S: 4	H: 1 LOB: 0 BB: 0 P: 4	R: 5 E: 1 K: 0 S: 7	H: 3 LOB: 0 BB: 1 P: 11	R: 0 E: 0 K: 0 S: 3	H: 0 LOB: 0 BB: 0 P: 3	R: 1 E: 0 K: 0 S: 4	H: 2 LOB: 0 BB: 0 P: 4	1B: 7 2B: 3 3B: 0 HR: 2	SF: 0 SAC: 1 DP: 2 HBP: 0	WP: 0 PB: 0 SB: 2 CS: 0	PA: 37
PITCHER	IP WLS BF H R ER SO BB IBB HBP BLK WP HR S P ERA WHIP	5.0 L 22 7 3 2 0 1 1 0 0 0 0 1 20 28 3.60 1.600	2.0 L 11 3 5 1 0 0 0 1 0 0 0 0 1 10 14 4.50 1.500	1.0 L 4 2 1 1 0 0 0 0 0 0 0 0 1 4 4 9.00 2.000																

Batter	1	2	3	4	5	6	7	8	9	AB	R	H	RBI	BB	SO	LOB	TOP										
Milt Thompson, L (1.8) OBP: 0.309, SLG: 0.353	4-0 FC6-4 BB		0-0 6-3		0-0 CS 1B			4-0 1B BB	0-3 K	3	1	1	0	2	1	0	Philadelphia Phillies @ New York Mets Shea Stadium, Flushing, NY Sun Sep 21 1986, 3:33 AM EDT Att: 42,631 - Unknown livebaseballscorecards.com AB 34 R 7 H 10 RBI 7 BB 6 SO 3 LOB 18 										
Juan Samuel, R (1.4) OBP: 0.296, SLG: 0.442	0-0 FC6-4 G4-6-3 1-2			0-0 4-3 1B 2B	0-0 5-3 1-2			0-0 BB 1B	0-0 BB 1B	5	2	3	0	0	0	2											
Von Hayes, L (1.3) OBP: 0.384, SLG: 0.482	0-0 G4-6-3 1-2			0-0 4-3 2-3	0-0 F2			0-0 F6	4-0 FC5-4 BB	4	0	0	0	1	0	4											
Mike Schmidt, R (1.5) OBP: 0.389, SLG: 0.556		0-0 WP 1B		0-0 HR 1B		0-0 L7		4-0 BB 1B	0-0 FC5-4 1-2	4	2	2	1	1	0	2											
Ron Roenicke, S (1.9) OBP: 0.385, SLG: 0.367		0-0 F9 1-2		0-0 F7		0-0 G3		0-0 F3		4	0	0	0	0	0	5											
Gary Redus, R (1.7) OBP: 0.347, SLG: 0.454	4-0 G5-4-3 BB			0-0 HR		0-0 L8		4-0 1B BB		2	1	1	3	2	0	0											
John Russell, R (1.2) Kent Tekulve, R (8.1)	0-0 G5-4-3 1-2			0-0 1B 2B			0-0 6-3	0-0 1-3 2-H 3-H	0-0 1B	4	1	2	2	0	0	2											
Steve Jeltz, S (1.6) OBP: 0.327, SLG: 0.270			0-0 4-3	0-0 FC4-6 1B			0-0 4-3	0-3 K		4	0	1	1	0	1	2											
Marvin Freeman, R (1.1) Ronn Reynolds, R (8.2) OBP: 0.242, SLG: 0.297			0-0 4-3	0-0 FC4-6 1-2			0-3 K		0-0 5-3	3	0	0	0	0	1	1											
Inning Stats	R: 0 E: 0 K: 0 S: 2	H: 0 LOB: 0 BB: 1 P: 6	R: 0 E: 0 K: 0 S: 3	H: 1 LOB: 1 BB: 1 P: 7	R: 0 E: 0 K: 0 S: 3	H: 0 LOB: 0 BB: 0 P: 3	R: 4 E: 0 K: 0 S: 8	H: 5 LOB: 1 BB: 0 P: 8	R: 0 E: 0 K: 0 S: 3	H: 0 LOB: 0 BB: 0 P: 3	R: 0 E: 0 K: 1 S: 5	H: 0 LOB: 0 BB: 0 P: 5	R: 3 E: 0 K: 1 S: 7	H: 2 LOB: 2 BB: 1 P: 19	R: 0 E: 0 K: 1 S: 6	H: 1 LOB: 2 BB: 1 P: 10		1B: 7 2B: 2 3B: 0 HR: 1	SF: 0 SAC: 0 DP: 2 HBP: 0	WP: 1 PB: 0 SB: 0 CS: 1	PA: 40						
PITCHER	IP	WLS	BF	H	R	ER	SO	BB	IBB	HBP	BLK	WP	HR	S	P	ERA	WHIP										
John Mitchell, R (1.1) ERA: 3.6	5.0	L	21	7	4	4	0	2	0	0	0	1	1	19	27	7.20	1.800										
Doug Sisk, R (6.1) ERA: 2.43	2.0	6	0	0	0	1	0	0	0	0	0	0	0	8	8	0.00	0.000										
Randy Myers, L (8.1) ERA: 4.22	1.0	8	2	3	3	1	2	1	0	0	0	0	0	7	19	27.00	4.000										
Randy Niemann, L (9.1) ERA: 3.74	1.0	5	1	0	0	1	1	0	0	0	0	0	0	6	10	0.00	2.000										

Batter	1	2	3	4	5	6	7	8	9	AB	R	H	RBI	BB	SO	LOB	BOTTOM										
Lenny Dykstra, L (1.8) OBP: 0.376, SLG: 0.454	4-0 S BB		0-0 4-3		0-0 6-3 1-2			0-0 F6		3	0	0	0	1	0	1	Philadelphia Phillies @ New York Mets Shea Stadium, Flushing, NY Sun Sep 21 1986, 3:33 AM EDT Att: 42,631 - Unknown livebaseballscorecards.com AB 29 R 1 H 3 RBI 0 BB 5 SO 8 LOB 14 										
Wally Backman, S (1.4) OBP: 0.386, SLG: 0.393	0-3 K 1-2		0-0 F7			0-0 4-3		0-0 1B		4	0	1	0	0	1	1											
Dave Magadan, L (1.3) OBP: 0.300, SLG: 0.438	0-0 6-3			4-0 FC3-6 BB		4-0 BB		0-0 1-3		2	0	0	0	2	0	2											
Gary Carter, R (1.2) OBP: 0.328, SLG: 0.418	0-3 K			0-0 F8		0-0 F7			0-0 1B	4	0	1	0	0	1	3											
Darryl Strawberry, L (1.9) OBP: 0.351, SLG: 0.478		0-0 PB 3B		0-0 FC3-6 1-2		0-0 L4		0-3 K	0-3 K	4	1	1	0	0	1	3											
Danny Heep, L (1.7) OBP: 0.384, SLG: 0.423	0-3 K			0-0 F7			0-3 K		0-3 K	3	0	0	0	0	2	1											
Randy Myers, L (8.1) ERA: 4.22				0-0 F7						0	0	0	0	0	0	0											
Randy Niemann, L (9.1) Stan Jefferson, S (9. PH) OBP: 0.250, SLG: 0.333		3-H 0-0 K		0-0 F7						0	0	0	0	0	0	0											
Howard Johnson, S (1.5) OBP: 0.342, SLG: 0.443		0-0 5-3			0-3 K		4-0 G6-3 BB		0-0 L9	3	0	0	0	1	1	1											
Rafael Santana, R (1.6) OBP: 0.276, SLG: 0.248		0-0 5-3			0-0 F3		0-0 G6-3 1-2			3	0	0	0	0	0	1											
John Mitchell, R (1.1) Lee Mazzilli, S (5. PH) Doug Sisk, R (6.1) Mookie Wilson, S (8.7) OBP: 0.352, SLG: 0.437			0-3 K		4-0 S BB			0-0 F7		1	0	0	0	0	1	0											
Inning Stats	R: 0 E: 0 K: 2 S: 7	H: 0 LOB: 1 BB: 1 P: 11	R: 1 E: 0 K: 1 S: 6	H: 1 LOB: 0 BB: 0 P: 6	R: 0 E: 0 K: 1 S: 5	H: 0 LOB: 0 BB: 0 P: 5	R: 0 E: 0 K: 0 S: 3	H: 0 LOB: 1 BB: 1 P: 7	R: 0 E: 0 K: 0 S: 3	H: 0 LOB: 0 BB: 1 P: 7	R: 0 E: 0 K: 1 S: 4	H: 0 LOB: 0 BB: 0 P: 8	R: 0 E: 0 K: 0 S: 4	H: 1 LOB: 1 BB: 0 P: 4	R: 0 E: 0 K: 2 S: 8	H: 1 LOB: 1 BB: 0 P: 8	1B: 2 2B: 0 3B: 1 HR: 0	SF: 0 SAC: 0 DP: 1 HBP: 0	WP: 0 PB: 1 SB: 2 CS: 0	PA: 34							
PITCHER	IP	WLS	BF	H	R	ER	SO	BB	IBB	HBP	BLK	WP	HR	S	P	ERA	WHIP										
Marvin Freeman, R (1.1) ERA: 3.6	7.0	W	26	1	1	1	6	5	0	0	0	0	0	33	53	1.29	0.857										
Kent Tekulve, R (8.1) ERA: 2.57	2.0	8	2	0	0	2	0	0	0	0	0	0	0	12	12	0.00	1.000										

Batter	1	2	3	4	5	6	7	8	9	AB	R	H	RBI	BB	SO	LOB	TOP					
Chris James, R OBP: 0.241, SLG: 0.357 (1, 8)	F7		F9	4-3		2H 1B		F3		5	0	1	1	0	0	2	Philadelphia Phillies @ Pittsburgh Pirates Three Rivers Stadium, Pittsburgh, PA Mon Sep 22 1986, 7:05 PM EDT Att: 3,934 - Unknown					
Juan Samuel, R OBP: 0.297, SLG: 0.439 (1, 4)	F9		F8		L6	BB		K		4	0	0	0	1	1	0						
Von Hayes, L OBP: 0.384, SLG: 0.480 (1, 3)	1B			1B HR BB	3-1	4-3			1-3	4	1	1	0	1	0	2						
Mike Schmidt, R OBP: 0.389, SLG: 0.560 (1, 5)	K			1B HR	6-3			HR	F8	5	2	2	1	0	1	1						
Glenn Wilson, R OBP: 0.313, SLG: 0.414 (1, 9)		K		1-H 3-H HR			HR 1B	F9	K	5	2	2	3	0	2	0						
Gary Redus, R OBP: 0.349, SLG: 0.451 (1, 7)	K			5-3 BB			K			2	0	0	0	2	2	1						
John Russell, R OBP: 0.310, SLG: 0.477 (1, 2)	F7			5-3 BB			HR	K		3	1	1	2	1	1	1						
Luis Aguayo, R OBP: 0.271, SLG: 0.367 (1, 6)			F7	K			SH3-4 1B	F8		4	1	1	0	0	1	3						
Jeff Bittiger, R OBP: 0.333, SLG: 1.333 Dan Schatzeder, L OBP: 0.483, SLG: 0.625 (7, 1)			HR	5-3		SH3-4		K		2	1	1	1	0	0	2						
			1-2 2-3			1-2				1	0	0	0	0	1	0						
Inning Stats	R: 0 E: 0 K: 1 S: 6	H: 1 LOB: 1 BB: 0 P: 6	R: 0 E: 0 K: 2 S: 7	H: 0 LOB: 0 BB: 0 P: 7	R: 1 E: 0 K: 0 S: 4	H: 1 LOB: 0 BB: 0 P: 4	R: 3 E: 0 K: 1 S: 7	H: 2 LOB: 2 BB: 3 P: 19	R: 0 E: 0 K: 0 S: 3	H: 0 LOB: 0 BB: 0 P: 3	R: 3 E: 0 K: 1 S: 9	H: 4 LOB: 2 BB: 1 P: 13	R: 1 E: 0 K: 1 S: 6	H: 1 LOB: 1 BB: 1 P: 10	R: 0 E: 0 K: 2 S: 7	H: 0 LOB: 0 BB: 0 P: 7	R: 0 E: 0 K: 1 S: 5	H: 0 LOB: 0 BB: 0 P: 5	1B: 5 2B: 0 3B: 0 HR: 4	SF: 0 SAC: 1 DP: 0 HBP: 0	WP: 0 PB: 0 SB: 2 CS: 0	PA: 41
PITCHER	IP WLS BF H R ER SO BB IBB HBP BLK WP HR S P ERA WHIP	IP WLS BF H R ER SO BB IBB HBP BLK WP HR S P ERA WHIP															IP WLS BF H R ER SO BB IBB HBP BLK WP HR S P ERA WHIP					
Bob Kipper, L ERA: 4.36 Jim Winn, R ERA: 3.59 Ray Krawczyk, R ERA: 6.75 John Smiley, L ERA: 4.5 Barry Jones, R ERA: 3.19	(1, 1) (4, 1) (6, 1) (6, 1) (8, 1)	3.0 L 16 4 4 4 3 3 0 0 0 0 2 19 31 12.00 2.333															(9, 1) 1.0 L 3 0 0 0 1 0 0 0 0 0 0 5 5 0.00 0.000					

AB	35
R	8
H	9
RBI	8
BB	5
SO	9
LOB	12



Batter	1	2	3	4	5	6	7	8	9	AB	R	H	RBI	BB	SO	LOB	BOTTOM	
Joe Orsulak, L OBP: 0.304, SLG: 0.344 Bill Almon, R OBP: 0.319, SLG: 0.383 (9, FH)	F5			2B BB	WP BB		F9		K	2	1	0	0	2	0	1	Philadelphia Phillies @ Pittsburgh Pirates Three Rivers Stadium, Pittsburgh, PA Mon Sep 22 1986, 7:05 PM EDT Att: 3,934 - Unknown	
Bobby Bonilla, S OBP: 0.357, SLG: 0.345 (1, 7)	K			F8	G3		1B		F9	5	0	1	0	0	1	3		
Johnny Ray, S OBP: 0.359, SLG: 0.384 (1, 4)	K			1-H 2B		G3			F4	5	0	2	1	0	1	0		
Sid Bream, L OBP: 0.350, SLG: 0.467 (1, 3)		F8		BB		G3				3	1	1	0	1	0	3		
Barry Bonds, L OBP: 0.332, SLG: 0.424 (1, 8)		4-3		K		FC5-4 1B		HR BB		3	1	1	1	1	1	2		
Tony Peña, R OBP: 0.355, SLG: 0.410 (1, 2)		5-3		F2		FC5-4		HR		4	1	1	2	0	0	3		
Jim Morrison, R OBP: 0.329, SLG: 0.472 (1, 5)			6-3		4-3 2B	K		1-3		4	0	1	0	0	1	1		
Rafael Belliard, R OBP: 0.306, SLG: 0.269 (1, 6)			5-3		5-3		1B 1B BB	F9		3	0	0	0	1	0	1		
Bob Kipper, L Jim Winn, R U. L. Washington, S Ray Krawczyk, R John Smiley, L Rick Reynolds, R Barry Jones, R Mike Brown, L Pat Clements, L	(1, 1) (1, 1) (7, 1)	6.2 W 30 6 2 2 2 1 4 0 0 0 0 1 10 14 7.71 0.857																(1, 1) (7, 1)
PITCHER	IP WLS BF H R ER SO BB IBB HBP BLK WP HR S P ERA WHIP	IP WLS BF H R ER SO BB IBB HBP BLK WP HR S P ERA WHIP																IP WLS BF H R ER SO BB IBB HBP BLK WP HR S P ERA WHIP

AB	34
R	4
H	7
RBI	4
BB	5
SO	6
LOB	16



Batter	1	2	3	4	5	6	7	8	9	AB	R	H	RBI	BB	SO	LOB	TOP										
Chris James, R (1, 8) OBP: 0.242, SLG: 0.344 Milt Thompson, L (9, PH) OBP: 0.308, SLG: 0.352										4	0	1	0	0	1	2											
Juan Samuel, R (1, 4) OBP: 0.297, SLG: 0.437										5	1	1	0	0	0	2											
Von Hayes, L (1, 3) OBP: 0.382, SLG: 0.477										4	0	0	0	0	0	1											
Mike Schmidt, R (1, 5) OBP: 0.390, SLG: 0.562										4	2	2	1	0	0	0											
Glenn Wilson, R (1, 9) OBP: 0.316, SLG: 0.419										4	1	3	1	0	0	0											
Gary Redus, R (1, 7) OBP: 0.351, SLG: 0.450										3	1	1	0	1	0	2											
John Russell, R (1, 2) OBP: 0.309, SLG: 0.475										3	0	1	1	0	1	1											
Luis Aguayo, R (1, 6) OBP: 0.277, SLG: 0.379 Steve Bedrosian, R (8, 1) OBP: 0.333, SLG: 0.200										4	0	2	2	0	1	2											
Mike Maddux, L (1, 1) OBP: 0.091, SLG: 0.048 Steve Jeltz, S (8, 6) OBP: 0.326, SLG: 0.269										2	0	0	0	0	1	1											
Inning Stats	R: 0 E: 0 K: 0 S: 3	H: 1 LOB: 0 BB: 0 P: 3	R: 3 E: 0 K: 1 S: 9	H: 4 LOB: 1 BB: 0 P: 9	R: 2 E: 0 K: 0 S: 6	H: 3 LOB: 1 BB: 0 P: 6	R: 0 E: 0 K: 0 S: 4	H: 1 LOB: 0 BB: 0 P: 4	R: 0 E: 0 K: 1 S: 5	H: 0 LOB: 0 BB: 0 P: 5	R: 0 E: 0 K: 1 S: 5	H: 0 LOB: 0 BB: 0 P: 5	R: 0 E: 0 K: 1 S: 6	H: 1 LOB: 2 BB: 0 P: 10	R: 0 E: 0 K: 1 S: 5	H: 0 LOB: 0 BB: 0 P: 5	1B: 8 2B: 3 3B: 0 HR: 0	SF: 1 SAC: 1 DP: 1 HBP: 0	WP: 0 PB: 0 SB: 1 CS: 0	PA: 38							
PITCHER	IP	WLS	BF	H	R	ER	SO	BB	IBB	HBP	BLK	WP	HR	S	P	ERA	WHIP										
Bob Patterson, L (1, 1) ERA: 5.55	2.1		13	7	5	5	1	0	0	0	0	0	0	15	15	19.29	3.000										
Ray Krawczyk, R (3, 1) ERA: 5.23	0.2		3	1	0	0	0	0	0	0	0	0	0	3	3	0.00	1.500										
Bob Walk, R (4, 1) ERA: 3.55	2.0		8	2	0	0	0	0	0	0	0	0	0	8	8	0.00	1.000										
Jim Winn, R (6, 1) ERA: 3.5	2.0		6	0	0	0	2	0	0	0	0	0	0	10	10	0.00	0.000										
Barry Jones, R (8, 1) ERA: 3.0	2.0	W	8	1	0	0	2	1	0	0	0	0	0	11	15	0.00	1.000										

Philadelphia Phillies @ Pittsburgh Pirates
Three Rivers Stadium, Pittsburgh, PA
Tue Sep 23 1986, 7:05 PM EDT
Att: 3,631 - Unknown

AB 35
R 5
H 11
RBI 5
BB 1
SO 5
LOB 11



Batter	1	2	3	4	5	6	7	8	9	AB	R	H	RBI	BB	SO	LOB	BOTTOM										
Barry Bonds, L (1, 8) OBP: 0.330, SLG: 0.429										5	1	1	2	0	1	1											
Bobby Bonilla, S (1, 9) OBP: 0.358, SLG: 0.346										4	1	2	0	0	1	0											
Johnny Ray, S (1, 4) OBP: 0.359, SLG: 0.382										3	1	0	0	1	0	3											
Sid Bream, L (1, 3) OBP: 0.351, SLG: 0.466										3	1	1	0	1	1	0											
Mike Diaz, R (1, 7) OBP: 0.354, SLG: 0.535										4	0	1	3	0	0	1											
Tony Peña, R (1, 2) OBP: 0.360, SLG: 0.411										4	0	2	0	0	0	1											
Jim Morrison, R (1, 5) OBP: 0.330, SLG: 0.472										4	1	2	0	0	2	3											
Rafael Belliard, R (1, 6) OBP: 0.307, SLG: 0.270 Benny Distefano, L (9, PH) OBP: 0.165, SLG: 0.333										3	0	1	0	0	0	1											
Bob Patterson, L (1, 1) ERA: 5.55 Ray Krawczyk, R (3, 1) ERA: 5.23 Bob Walk, R (4, 1) ERA: 3.55 Jim Winn, R (6, 1) ERA: 3.5 Barry Jones, R (8, 1) ERA: 3.0										3	0	0	0	0	0	0											
Inning Stats	R: 0 E: 0 K: 1 S: 5	H: 0 LOB: 0 BB: 0 P: 5	R: 0 E: 0 K: 1 S: 6	H: 1 LOB: 1 BB: 0 P: 6	R: 0 E: 0 K: 1 S: 5	H: 0 LOB: 0 BB: 0 P: 5	R: 1 E: 0 K: 1 S: 7	H: 2 LOB: 2 BB: 1 P: 11	R: 0 E: 0 K: 0 S: 5	H: 0 LOB: 0 BB: 0 P: 5	R: 0 E: 0 K: 1 S: 3	H: 1 LOB: 0 BB: 0 P: 3	R: 2 E: 0 K: 0 S: 5	H: 2 LOB: 1 BB: 1 P: 9	R: 3 E: 0 K: 0 S: 4	H: 3 LOB: 1 BB: 0 P: 4	1B: 10 2B: 0 3B: 0 HR: 1	SF: 0 SAC: 0 DP: 1 HBP: 0	WP: 2 PB: 1 SB: 0 CS: 0	PA: 37							
PITCHER	IP	WLS	BF	H	R	ER	SO	BB	IBB	HBP	BLK	WP	HR	S	P	ERA	WHIP										
Mike Maddux, R (1, 1) ERA: 5.28	7.2		31	7	3	2	5	2	0	0	0	1	1	6	6	40.50	6.000										
Steve Bedrosian, R (8, 1) ERA: 3.99	0.2	L	6	4	3	3	0	0	0	0	0	1	1	6	6	40.50	6.000										

Philadelphia Phillies @ Pittsburgh Pirates
Three Rivers Stadium, Pittsburgh, PA
Tue Sep 23 1986, 7:05 PM EDT
Att: 3,631 - Unknown

AB 35
R 6
H 11
RBI 6
BB 2
SO 5
LOB 12




Batter	1	2	3	4	5	6	7	8	9	AB	R	H	RBI	BB	SO	LOB	TOP					
Mitt Thompson, L (1, 8) OBP: 0.307, SLG: 0.351	0-0 6-3 1B		0-0 4-3		0-0 5-3			0-0 F9		4	0	1	0	0	0	1	Philadelphia Phillies @ St. Louis Cardinals Busch Stadium, St. Louis, MO Wed Sep 24 1986, 7:05 PM CDT Att: 21,272 - Unknown					
Juan Samuel, R (1, 4) OBP: 0.296, SLG: 0.441	0-0 6-3		0-0 2B		0-0 2B			0-0 F3		4	0	2	1	0	0	1						
Von Hayes, L (1, 3) OBP: 0.379, SLG: 0.474	0-3 K		0-0 L9		0-0 3-1			0-0 F7		4	0	0	0	0	1	3						
Mike Schmidt, R (1, 5) OBP: 0.389, SLG: 0.560	0-0 F3			0-0 1B		0-0 F4			0-0 BB	3	0	1	0	0	0	1						
Rick Schu, R (8, 5) OBP: 0.333, SLG: 0.430				0-0 1B					0-0 1B	1	0	1	0	0	0	0						
Glenn Wilson, R (1, 9) OBP: 0.314, SLG: 0.416		0-0 5-3		0-3 K		0-3 K			0-3 K	4	0	0	0	0	3	2						
Gary Redus, R (1, 7) OBP: 0.347, SLG: 0.444		0-0 6-3		0-0 L9		0-0 6-3			0-0 F4	4	0	0	0	0	0	2						
Ronn Reynolds, R (1, 2) OBP: 0.244, SLG: 0.298		0-0 5-3		0-0 1B		0-0 5-3			4-0 BB	3	0	1	0	0	0	0						
Greg Gross, L (9, PH) OBP: 0.397, SLG: 0.306				1-2 1B					1-2 BB	0	0	0	0	1	0	0						
Steve Jeltz, S (1, 6) OBP: 0.326, SLG: 0.269			0-0 4-3 2B	0-0 L6		0-0 F2			0-0 F7	4	1	1	0	0	0	4						
Kevin Gross, R (1, 1) OBP: 0.206, SLG: 0.311			0-0 B2		0-0 F9		0-3 K			1	0	0	0	0	0	0						
Tom Hume, R (3, 1) OBP: 0.350, SLG: 0.477										0	0	0	0	0	0	0						
Greg Legg, R (5, PH) OBP: 0.335, SLG: 0.417										0	0	0	0	0	0	0						
Charles Hudson, S (5, 1) OBP: 0.325, SLG: 0.337										0	0	0	0	0	0	0						
Chris James, R (7, PH) OBP: 0.325, SLG: 0.333										0	0	0	0	0	1	0						
Michael Jackson, R (7, 1) OBP: 0.325, SLG: 0.333										0	0	0	0	0	0	0						
Inning Stats	R: 0 E: 0 K: 1 S: 6	H: 1 LOB: 1 BB: 0 P: 6	R: 0 E: 0 K: 0 S: 3	H: 0 LOB: 0 BB: 0 P: 3	R: 1 E: 0 K: 0 S: 5	H: 2 LOB: 1 BB: 0 P: 5	R: 0 E: 0 K: 1 S: 7	H: 2 LOB: 2 BB: 0 P: 7	R: 0 E: 0 K: 0 S: 4	H: 1 LOB: 1 BB: 0 P: 4	R: 0 E: 0 K: 1 S: 5	H: 0 LOB: 0 BB: 0 P: 5	R: 0 E: 0 K: 0 S: 5	H: 0 LOB: 0 BB: 0 P: 5	R: 0 E: 0 K: 0 S: 3	H: 0 LOB: 0 BB: 0 P: 3	R: 0 E: 0 K: 1 S: 6	H: 1 LOB: 2 BB: 1 P: 10	1B: 5 2B: 2 3B: 0 HR: 0	SF: 0 SAC: 0 DP: 0 HBP: 0	WP: 0 PB: 0 SB: 0 CS: 0	PA: 35
PITCHER Danny Cox, R (1, 1) ERA: 2.96	IP: 9.0 WLS: W BF: 35 H: 7 R: 1 ER: 1 SO: 5 BB: 1 IBB: 0 HBP: 0 BLK: 0 WP: 0 HR: 0 S: 44 P: 48 ERA: 1.00 WHIP: 0.889															PITCHER						

Batter	1	2	3	4	5	6	7	8	9	AB	R	H	RBI	BB	SO	LOB	BOTTOM			
Willie McGee, S (1, 8) OBP: 0.310, SLG: 0.369	4-0 S 1B	0-3 K		0-3 K		0-0 2H 1B				3	1	1	1	1	2	2	Philadelphia Phillies @ St. Louis Cardinals Busch Stadium, St. Louis, MO Wed Sep 24 1986, 7:05 PM CDT Att: 21,272 - Unknown			
Tom Herr, S (1, 4) OBP: 0.337, SLG: 0.330	0-0 F5-3 1B	0-0 F7			0-3 K	0-0 L8				4	0	1	1	0	1	2				
Andy Van Slyke, L (1, 9) OBP: 0.343, SLG: 0.446	0-0 F5		0-0 HR		0-0 2B		0-0 F9			4	2	2	1	0	0	1				
Mike Laga, L (1, 3) OBP: 0.282, SLG: 0.462	0-0 F5-3		0-3 K		0-0 4-3 2B		0-0 6-3			4	0	1	1	0	1	1				
John Morris, L (1, 7) OBP: 0.290, SLG: 0.301		0-0 HR	0-0 6-3		0-0 4-3		0-0 3-1			4	1	1	1	0	0	1				
Terry Pendleton, S (1, 5) OBP: 0.276, SLG: 0.300		0-0 F6	0-0 F8		0-0 3-1			0-0 6-3		4	0	0	0	0	0	1				
Ozzie Smith, S (1, 6) OBP: 0.367, SLG: 0.320		0-0 BB E 1B		0-0 6-3		0-0 6-3 1B		4-0 1B BB		3	2	2	0	1	0	0				
Michael LaValliere, L (1, 2) OBP: 0.321, SLG: 0.300	4-0 E BB			0-0 1B		0-0 6-3		0-0 G5-4-3 1B		3	1	2	0	1	0	1				
Danny Cox, R (1, 1) OBP: 0.111, SLG: 0.115	0-0 E1			0-3 K		0-3 K		0-0 G5-4-3		4	0	0	0	0	2	4				
Inning Stats	R: 1 E: 0 K: 0 S: 3	H: 1 LOB: 0 BB: 1 P: 7	R: 3 E: 1 K: 1 S: 8	H: 2 LOB: 1 BB: 1 P: 12	R: 1 E: 0 K: 1 S: 6	H: 1 LOB: 0 BB: 0 P: 6	R: 0 E: 0 K: 2 S: 8	H: 1 LOB: 1 BB: 0 P: 8	R: 1 E: 0 K: 1 S: 7	H: 2 LOB: 1 BB: 0 P: 7	R: 1 E: 0 K: 1 S: 7	H: 2 LOB: 1 BB: 0 P: 7	R: 0 E: 0 K: 0 S: 3	H: 0 LOB: 0 BB: 0 P: 3	R: 0 E: 0 K: 0 S: 3	H: 1 LOB: 1 BB: 1 P: 7		1B: 6 2B: 3 3B: 0 HR: 2	SF: 0 SAC: 0 DP: 2 HBP: 0	WP: 0 PB: 0 SB: 1 CS: 0
PITCHER Kevin Gross, R (1, 1) ERA: 3.99	IP: 2.0 WLS: L BF: 12 H: 4 R: 5 ER: 3 SO: 3 BB: 2 IBB: 0 HBP: 0 BLK: 0 WP: 0 HR: 2 S: 12 P: 20 ERA: 13.50 WHIP: 3.000															PITCHER				
Tom Hume, R (3, 1) ERA: 2.72	2.0 7 1 0 0 3 0 0 0 0 0 0 13 13 0.00 0.500																			
Charles Hudson, R (5, 1) ERA: 5.04	2.0 10 4 2 2 2 0 0 0 0 0 0 14 14 9.00 2.000																			
Michael Jackson, R (7, 1) ERA: 1.59	2.0 7 1 0 0 0 1 0 0 0 0 0 6 10 0.00 1.000																			

Batter	1	2	3	4	5	6	7	8	9	AB	R	H	RBI	BB	SO	LOB	TOP										
Gary Redus, R OBP: 0.346, SLG: 0.440 Kent Tekulve, R (8, 1)	0-0 6-3		0-0 F3			4-0 2B 4-3 BB		0-3 K		3	1	0	0	1	1	0											
Juan Samuel, R OBP: 0.296, SLG: 0.441	0-3 K			0-0 5-3		0-0 4-3 1-3 2B		0-3 K		4	0	1	0	0	2	0											
Von Hayes, L OBP: 0.378, SLG: 0.477	0-0 3-1			0-0 G3		0-0 4-3		0-0 HR		4	1	1	2	0	0	1											
Mike Schmidt, R OBP: 0.387, SLG: 0.556		0-0 5-3		0-0 F8		0-0 F8		0-3 K		4	0	0	0	0	1	1											
Glenn Wilson, R OBP: 0.312, SLG: 0.413		0-0 6-3			0-3 K			0-0 5-3		4	0	0	0	0	1	0											
Ron Roenicke, S OBP: 0.384, SLG: 0.367 (8, 7)		0-0 1B			0-0 5-3			0-0 F5		3	0	1	0	0	0	0											
Ronn Reynolds, R OBP: 0.246, SLG: 0.323			0-0 HR		0-0 6-3			0-0 F9		3	1	1	1	0	0	0											
Steve Jeltz, S OBP: 0.324, SLG: 0.267			0-0 5-3			0-0 F8		0-0 6-3		3	0	0	0	0	0	0											
Bruce Ruffin, S OBP: 0.064, SLG: 0.085 Rick Schu, R OBP: 0.336, SLG: 0.448 Dan Schatzeder, L OBP: 0.483, SLG: 0.625 Milt Thompson, L OBP: 0.306, SLG: 0.349 (8, 8)			0-0 6-3			0-0 HR		0-3 K		1	0	0	0	0	0	0											
Inning Stats	R: 0 E: 0 K: 1 S: 5	H: 0 LOB: 0 BB: 0 P: 5	R: 0 E: 0 K: 0 S: 3	H: 1 LOB: 1 BB: 0 P: 3	R: 1 E: 0 K: 0 S: 4	H: 1 LOB: 0 BB: 0 P: 4	R: 0 E: 0 K: 0 S: 3	H: 0 LOB: 0 BB: 0 P: 3	R: 0 E: 0 K: 1 S: 5	H: 0 LOB: 0 BB: 0 P: 5	R: 0 E: 0 K: 0 S: 5	H: 0 LOB: 0 BB: 0 P: 3	R: 0 E: 0 K: 2 S: 7	H: 0 LOB: 0 BB: 0 P: 7	R: 1 E: 0 K: 2 S: 8	H: 1 LOB: 0 BB: 0 P: 8	1B: 1 2B: 1 3B: 0 HR: 3	SF: 0 SAC: 0 DP: 0 HBP: 0	WP: 0 PB: 0 SB: 0 CS: 0	PA: 32							
PITCHER	IP	WLS	BF	H	R	ER	SO	BB	IBB	HBP	BLK	WP	HR	S	P	ERA	WHIP										
Ricky Horton, L ERA: 2.08	(1, 1)	5.2	21	4	3	3	2	1	0	0	0	0	2	24	28	4.76	0.882										
Ray Sofi, R ERA: 1.95	(6, 1)	1.1	W	4	0	0	0	0	0	0	0	0	0	4	4	0.00	0.000										
Todd Worrell, R ERA: 2.12	(8, 1)	2.0	S	7	1	1	1	4	0	0	0	0	1	15	15	4.50	0.500										

Philadelphia Phillies @ St. Louis Cardinals
 Busch Stadium, St. Louis, MO
 Thu Sep 25 1986, 7:05 PM CDT
 Att: 15,595 - Unknown


AB 31
 R 4
 H 5
 RBI 4
 BB 1
 SO 6
 LOB 2



Batter	1	2	3	4	5	6	7	8	9	AB	R	H	RBI	BB	SO	LOB	BOTTOM										
Vince Coleman, S OBP: 0.304, SLG: 0.285	0-0 1B				0-0 F8		0-0 F8	0-3 K		5	1	1	0	0	2	5											
Willie McGee, S OBP: 0.310, SLG: 0.370	0-3 K		0-0 4-3		0-0 2B		0-3 K			4	0	1	0	0	2	1											
Tom Herr, S OBP: 0.338, SLG: 0.328 Todd Worrell, R OBP: 0.143, SLG: 0.429	0-0 L5		4-0 BB		4-0 G4-6-3 IBB		0-3 K			2	0	0	0	2	1	1											
Jim Lindeman, R OBP: 0.310, SLG: 0.385 Ray Sofi, R	0-0 CS		0-3 K		0-0 G4-6-3		0-0 L7			3	0	1	1	0	1	4											
José Oquendo, S OBP: 0.356, SLG: 0.333	0-0 1B				1-2		0-0 L7			0	0	0	0	0	0	0											
Terry Pendleton, S OBP: 0.279, SLG: 0.306	0-0 CS		0-0 F9			0-0 3B		0-0 L8 1B BB 1B		4	2	3	0	0	0	1											
Ozzie Smith, S OBP: 0.386, SLG: 0.320		0-0 4-3		0-0 4-3		0-0 5-3		0-0 BB L8 1B		4	0	1	0	0	0	2											
Andy Van Slyke, L OBP: 0.342, SLG: 0.449		0-3 K		0-0 CS 3B		0-0 4-3		0-0 L8		4	0	1	0	0	1	4											
Michael LaValliere, L OBP: 0.323, SLG: 0.311		0-0 HR		0-3 K		0-0 F8		4-0 BB IBB		3	1	1	2	1	1	2											
Ricky Horton, L OBP: 0.238, SLG: 0.059 Tito Landrum, R OBP: 0.275, SLG: 0.275 Mike Laga, L OBP: 0.291, SLG: 0.462		3-H 4-0 BB		3-H		4-0 2B BB		4-0 HR		0	0	0	0	2	0	0											
Inning Stats	R: 1 E: 0 K: 1 S: 6	H: 2 LOB: 0 BB: 0 P: 6	R: 2 E: 0 K: 2 S: 9	H: 2 LOB: 1 BB: 1 P: 13	R: 0 E: 0 K: 1 S: 5	H: 0 LOB: 1 BB: 1 P: 9	R: 0 E: 0 K: 1 S: 5	H: 1 LOB: 0 BB: 0 P: 5	R: 0 E: 0 K: 0 S: 3	H: 1 LOB: 2 BB: 2 P: 11	R: 0 E: 0 K: 0 S: 4	H: 1 LOB: 0 BB: 0 P: 4	R: 1 E: 0 K: 2 S: 8	H: 1 LOB: 0 BB: 0 P: 8	R: 1 E: 0 K: 1 S: 7	H: 2 LOB: 3 BB: 2 P: 15	1B: 5 2B: 1 3B: 2 HR: 2	SF: 0 SAC: 0 DP: 1 HBP: 0	WP: 0 PB: 0 SB: 3 CS: 2	PA: 38							
PITCHER	IP	WLS	BF	H	R	ER	SO	BB	IBB	HBP	BLK	WP	HR	S	P	ERA	WHIP										
Bruce Ruffin, L ERA: 2.74	(1, 1)	5.0	22	6	3	3	5	3	1	0	0	0	1	28	44	5.40	1.800										
Dan Schatzeder, L ERA: 3.39	(6, 1)	2.0	L	8	2	1	1	2	0	0	0	0	1	12	12	4.50	1.000										
Kent Tekulve, R ERA: 2.63	(8, 1)	1.0		7	2	1	1	1	1	0	0	0	0	7	15	9.00	3.000										

Philadelphia Phillies @ St. Louis Cardinals
 Busch Stadium, St. Louis, MO
 Thu Sep 25 1986, 7:05 PM CDT
 Att: 15,595 - Unknown

AB 31
 R 5
 H 10
 RBI 5
 BB 6
 SO 8
 LOB 20



Batter	1	2	3	4	5	6	7	8	9	AB	R	H	RBI	BB	SO	LOB	TOP										
Milt Thompson, L (1, 8) OBP: 0.308, SLG: 0.350										5	1	2	0	0	0	2											
Juan Samuel, R (1, 4) OBP: 0.297, SLG: 0.439										5	1	1	0	0	1	3											
Von Hayes, L (1, 3) OBP: 0.382, SLG: 0.478										3	3	2	0	2	0	0											
Mike Schmidt, R (1, 5) OBP: 0.387, SLG: 0.554										4	0	1	0	1	1	3											
Glenn Wilson, R (1, 9) OBP: 0.313, SLG: 0.413										5	0	2	2	0	2	2											
Gary Redus, R (1, 7) OBP: 0.346, SLG: 0.439										5	0	2	0	0	1	5											
John Russell, R (1, 2) OBP: 0.304, SLG: 0.467										5	0	0	1	0	1	5											
Steve Jeltz, S (1, 6) OBP: 0.323, SLG: 0.265										3	0	0	0	1	1	0											
Marvin Freeman, R (1, 1) Jeff Stone, L (7, PH) Kent Tekulve, R (7, 1)										3	0	0	0	0	2	3											
Inning Stats	R: 2 E: 1 K: 0 S: 6	H: 4 LOB: 2 BB: 1 P: 10	R: 0 E: 1 K: 2 S: 8	H: 0 LOB: 1 BB: 0 P: 8	R: 1 E: 1 K: 2 S: 8	H: 1 LOB: 1 BB: 1 P: 12	R: 0 E: 0 K: 1 S: 6	H: 1 LOB: 3 BB: 2 P: 15	R: 1 E: 1 K: 0 S: 6	H: 2 LOB: 2 BB: 0 P: 6	R: 0 E: 0 K: 0 S: 4	H: 1 LOB: 1 BB: 0 P: 4	R: 0 E: 0 K: 0 S: 3	H: 0 LOB: 0 BB: 0 P: 3	R: 0 E: 0 K: 3 S: 9	H: 0 LOB: 0 BB: 0 P: 9	1B: 11 2B: 0 3B: 0 HR: 0	SF: 0 SAC: 0 DP: 0 HBP: 0	WP: 0 PB: 1 SB: 2 CS: 0	PA: 43							
PITCHER	IP	WLS	BF	H	R	ER	SO	BB	IBB	HBP	BLK	WP	HR	S	P	ERA	WHIP										
Sergio Valdez, R (1, 1) ERA: 7.2	4.0	L	23	8	4	4	5	3	0	0	0	0	0	30	42	9.00	2.750										
Curt Brown, R (5, 1) ERA: 3.6	4.0		17	3	1	0	1	0	1	0	0	0	0	18	22	0.00	0.750										
Bert Roberge, R (9, 1) ERA: 6.49	1.0		3	0	0	0	3	0	0	0	0	0	0	9	9	0.00	0.000										

Philadelphia Phillies @ Montreal Expos
Olympic Stadium, Montreal, QB
Fri Sep 26 1986, 7:05 PM EDT
Att: 6,133 - Unknown

AB	39
R	5
H	11
RBI	3
BB	4
SO	9
LOB	23



Batter	1	2	3	4	5	6	7	8	9	AB	R	H	RBI	BB	SO	LOB	BOTTOM										
Al Newman, S (1, 4) OBP: 0.289, SLG: 0.236										4	0	0	0	0	0	0											
Mitch Webster, S (1, 8) OBP: 0.359, SLG: 0.427										3	0	0	0	1	0	0											
Tim Raines, S (1, 7) OBP: 0.414, SLG: 0.481										3	0	1	0	1	0	1											
Andre Dawson, R (1, 9) OBP: 0.336, SLG: 0.484										3	0	0	0	0	1	2											
Andres Galarraga, R (1, 3) OBP: 0.342, SLG: 0.413										3	0	0	0	0	1	1											
Tom Foley, L (1, 5) OBP: 0.338, SLG: 0.365										2	0	0	0	1	0	0											
Luis Rivera, R (1, 6) OBP: 0.282, SLG: 0.281										3	0	0	0	0	0	1											
Randy Hunt, R (1, 2) OBP: 0.289, SLG: 0.417										2	0	0	0	0	0	1											
Herm Winstingham, L (8, PH) OBP: 0.271, SLG: 0.323										1	0	0	0	0	0	0											
Dann Bilardello, R (9, 2) OBP: 0.229, SLG: 0.250										0	0	0	0	0	0	0											
Sergio Valdez, R (1, 1) OBP: 0.167, SLG: 0.167										1	0	0	0	0	0	0											
Curt Brown, R (5, 1) George Wright, S (8, PH) Bert Roberge, R (9, 1)										1	0	0	0	0	0	0											
Inning Stats	R: 0 E: 0 K: 0 S: 3	H: 0 LOB: 1 BB: 1 P: 7	R: 0 E: 0 K: 0 S: 3	H: 0 LOB: 0 BB: 0 P: 3	R: 0 E: 0 K: 0 S: 3	H: 0 LOB: 0 BB: 0 P: 3	R: 0 E: 0 K: 1 S: 6	H: 1 LOB: 1 BB: 0 P: 6	R: 0 E: 0 K: 0 S: 2	H: 0 LOB: 0 BB: 1 P: 6	R: 0 E: 0 K: 0 S: 3	H: 0 LOB: 0 BB: 1 P: 7	R: 0 E: 0 K: 1 S: 5	H: 0 LOB: 0 BB: 0 P: 5	R: 0 E: 0 K: 0 S: 3	H: 0 LOB: 0 BB: 0 P: 3	R: 0 E: 0 K: 0 S: 3	H: 0 LOB: 0 BB: 0 P: 3	1B: 1 2B: 0 3B: 0 HR: 0	SF: 0 SAC: 0 DP: 1 HBP: 0	WP: 1 PB: 0 SB: 0 CS: 0	PA: 30					
PITCHER	IP	WLS	BF	H	R	ER	SO	BB	IBB	HBP	BLK	WP	HR	S	P	ERA	WHIP										
Marvin Freeman, R (1, 1) ERA: 2.25	6.0	W	21	1	0	0	1	0	0	0	0	0	0	20	32	0.00	0.667										
Kent Tekulve, R (7, 1) ERA: 2.96	3.0	S	9	0	0	0	1	0	0	0	0	0	0	11	11	0.00	0.000										

Philadelphia Phillies @ Montreal Expos
Olympic Stadium, Montreal, QB
Fri Sep 26 1986, 7:05 PM EDT
Att: 6,133 - Unknown

AB	27
R	0
H	1
RBI	0
BB	3
SO	2
LOB	6



Batter	1	2	3	4	5	6	7	8	9	AB	R	H	RBI	BB	SO	LOB	TOP			
Milt Thompson, L (1, 8) OBP: 0.310, SLG: 0.348										2	0	0	0	2	1	0	Philadelphia Phillies @ Montreal Expos Olympic Stadium, Montreal, QB Sat Sep 27 1986, 7:05 PM EDT Att: 6,493 - Unknown			
Juan Samuel, R (1, 4) OBP: 0.295, SLG: 0.436										4	0	0	0	0	2	2				
Von Hayes, L (1, 3) OBP: 0.381, SLG: 0.476										3	1	0	0	1	2	0				
Mike Schmidt, R (1, 5)										2	0	1	1	2	1	0				
Glenn Wilson, R (1, 9) OBP: 0.314, SLG: 0.412										3	0	1	0	1	2	2				
Gary Redus, R (1, 7) OBP: 0.343, SLG: 0.434										4	0	0	0	0	3	5				
John Russell, R (1, 2) OBP: 0.300, SLG: 0.461										4	0	0	0	0	2	4				
Steve Jeltz, S (1, 6) OBP: 0.323, SLG: 0.264										2	0	0	0	1	1	0				
Don Carman, L (1, 1)										2	0	0	0	0	0	0				
Tom Hume, R (6, 1)										1	0	0	0	0	1	1				
Steve Bedrosian, R (8, 1) OBP: 0.333, SLG: 0.200										0	0	0	0	0	0	0				
Inning Stats	R: 0 E: 0 K: 2 S: 7	H: 0 LOB: 0 BB: 0 P: 7	R: 0 E: 0 K: 3 S: 9	H: 0 LOB: 1 BB: 1 P: 13	R: 0 E: 0 K: 0 S: 3	H: 0 LOB: 1 BB: 1 P: 7	R: 1 E: 0 K: 2 S: 8	H: 1 LOB: 1 BB: 1 P: 12	R: 0 E: 0 K: 1 S: 5	H: 0 LOB: 1 BB: 1 P: 9	R: 0 E: 0 K: 2 S: 7	H: 0 LOB: 1 BB: 1 P: 11	R: 0 E: 0 K: 2 S: 6	H: 0 LOB: 0 BB: 1 P: 10	R: 0 E: 0 K: 2 S: 7	H: 1 LOB: 1 BB: 0 P: 7	1B: 1 2B: 1 3B: 0 HR: 0	SF: 0 SAC: 0 DP: 1 HBP: 0	WP: 0 PB: 0 SB: 0 CS: 0	PA: 34
PITCHER Floyd Youmans, R (1, 1) ERA: 3.34	IP: 9.0 WLS: L BF: 34 H: 2 R: 1 ER: 1 SO: 15 BB: 7 IBB: 0 HBP: 0 BLK: 0 WP: 0 HR: 0 S: 57 P: 85 ERA: 1.00 WHIP: 1.000																			

Batter	1	2	3	4	5	6	7	8	9	AB	R	H	RBI	BB	SO	LOB	BOTTOM					
Casey Candaele, S (1, 4) OBP: 0.284, SLG: 0.293										5	0	1	0	0	1	4	Philadelphia Phillies @ Montreal Expos Olympic Stadium, Montreal, QB Sat Sep 27 1986, 7:05 PM EDT Att: 6,493 - Unknown					
Mitch Webster, S (1, 8) OBP: 0.360, SLG: 0.426										3	0	1	0	1	0	2						
Tim Raines, S (1, 7) OBP: 0.416, SLG: 0.481										2	0	1	0	2	0	1						
Andre Dawson, R (1, 9) OBP: 0.333, SLG: 0.480										4	0	0	0	0	0	6						
Andres Galarraga, R (1, 3) OBP: 0.338, SLG: 0.408										4	0	0	0	0	1	5						
Jim Wehlford, R (1, 5) OBP: 0.323, SLG: 0.389										0	0	0	0	2	0	0						
Tom Foley, L (6, PH) (7, 5) OBP: 0.336, SLG: 0.362										2	0	0	0	0	0	1						
Luis Rivera, R (1, 6) OBP: 0.281, SLG: 0.280										4	0	1	0	0	1	4						
Dann Bilardello, R (1, 2) OBP: 0.234, SLG: 0.256										4	0	2	0	0	1	1						
Floyd Youmans, R (1, 1) OBP: 0.221, SLG: 0.208										3	0	0	0	0	1	3						
Wallace Johnson, S (8, PH) (9, PH) OBP: 0.339, SLG: 0.369										1	0	0	0	0	1	1						
Inning Stats	R: 0 E: 0 K: 0 S: 5	H: 2 LOB: 2 BB: 0 P: 5	R: 0 E: 0 K: 1 S: 6	H: 1 LOB: 2 BB: 1 P: 10	R: 0 E: 0 K: 0 S: 4	H: 1 LOB: 3 BB: 2 P: 12	R: 0 E: 0 K: 0 S: 3	H: 0 LOB: 0 BB: 0 P: 3	R: 0 E: 0 K: 0 S: 2	H: 0 LOB: 0 BB: 1 P: 6	R: 0 E: 0 K: 1 S: 5	H: 0 LOB: 0 BB: 0 P: 5	R: 0 E: 0 K: 2 S: 8	H: 1 LOB: 1 BB: 0 P: 8	R: 0 E: 0 K: 0 S: 3	H: 0 LOB: 1 BB: 1 P: 7	R: 0 E: 0 K: 2 S: 8	H: 1 LOB: 1 BB: 0 P: 8	1B: 6 2B: 0 3B: 0 HR: 0	SF: 0 SAC: 0 DP: 1 HBP: 0	WP: 0 PB: 0 SB: 5 CS: 0	PA: 37
PITCHER Don Carman, L (1, 1) ERA: 3.22	IP: 5.0 WLS: W BF: 22 H: 4 R: 0 ER: 0 SO: 0 BB: 3 IBB: 0 HBP: 0 BLK: 0 WP: 0 HR: 0 S: 20 P: 36 ERA: 0.00 WHIP: 1.400																					
Tom Hume, R (6, 1) ERA: 2.66	2.0 S	8	1	0	0	3	1	0	0	0	0	0	0	0	0	0	0					
Steve Bedrosian, R (8, 1) ERA: 3.5	2.0	S	7	1	0	0	2	0	0	0	0	0	0	0	0	0	0					
PITCHER	IP: 2.0 WLS: S BF: 7 H: 1 R: 0 ER: 0 SO: 2 BB: 0 IBB: 0 HBP: 0 BLK: 0 WP: 0 HR: 0 S: 11 P: 11 ERA: 0.00 WHIP: 0.500																					

Batter	1	2	3	4	5	6	7	8	9	AB	R	H	RBI	BB	SO	LOB	TOP								
Milt Thompson, L (1, 8) OBP: 0.312, SLG: 0.346	0-3 K		0-3 K						0-3 K	4	2	1	0	1	3	1	Philadelphia Phillies @ Montreal Expos Olympic Stadium, Montreal, QB Sun Sep 28 1986, 3:33 AM EDT Att: 10,064 - Unknown								
Juan Samuel, R (1, 4) OBP: 0.296, SLG: 0.442	0-0 PB 1B		0-0 F9			0-0 SH3 1B	0-0 HR BB		0-0 4-3	4	1	2	2	0	0	1									
Von Hayes, L (1, 3) OBP: 0.381, SLG: 0.474	4-0 K2-3-2 BB			0-0 4-3		0-0 BB 4-3 1B	0-3 K		0-0 F8	4	1	1	1	1	1	0									
Mike Schmidt, R (1, 5) OBP: 0.388, SLG: 0.552	0-3 K2-3-2			0-0 5-3		0-0 4-3	4-0 1B BB			3	0	0	0	1	1	3									
Glenn Wilson, R (1, 7) OBP: 0.317, SLG: 0.413		0-3 K		0-0 1B		4-0 BB 1B	0-0 1-2 1B			3	1	2	0	1	1	0									
Ron Roenicke, S (1, 9) OBP: 0.383, SLG: 0.363		0-0 6-3		0-0 4-3		4-0 1B BB	0-3 K			3	0	0	0	1	1	3									
John Russell, R (1, 2) OBP: 0.300, SLG: 0.458					0-3 K	0-0 1-2 2-3 BB		0-0 4-3		4	0	1	2	0	2	0									
Luis Aguayo, R (1, 6) OBP: 0.270, SLG: 0.367			0-3 K		0-0 F6	0-0 1-3		0-0 6-3		4	0	0	0	0	1	2									
Kevin Gross, R (1, 1) OBP: 0.203, SLG: 0.308					0-3 K			0-3 6-3		4	0	1	0	0	2	0									
Steve Bedrosian, R (9, 1) OBP: 0.333, SLG: 0.200								0-3 K		0	0	0	0	0	0	0									
Inning Stats	R: 0 E: 0 K: 2 S: 7	H: 1 LOB: 2 BB: 1 P: 11	R: 0 E: 0 K: 2 S: 7	H: 0 LOB: 0 BB: 0 P: 7	R: 0 E: 0 K: 2 S: 8	H: 1 LOB: 1 BB: 0 P: 8	R: 0 E: 0 K: 0 S: 4	H: 1 LOB: 1 BB: 0 P: 4	R: 0 E: 0 K: 2 S: 7	H: 0 LOB: 0 BB: 0 P: 7	R: 3 E: 0 K: 0 S: 6	H: 3 LOB: 2 BB: 2 P: 14	R: 2 E: 0 K: 2 S: 9	H: 2 LOB: 2 BB: 2 P: 17	R: 0 E: 0 K: 1 S: 5	H: 0 LOB: 0 BB: 0 P: 5	R: 0 E: 0 K: 1 S: 5	H: 0 LOB: 0 BB: 0 P: 5	1B: 7 2B: 1 3B: 0 HR: 1	SF: 0 SAC: 1 DP: 1 HBP: 0	WP: 0 PB: 1 SB: 1 CS: 0	PA: 39			
PITCHER	IP WLS BF H R ER SO BB IBB HBP BLK WP HR S P ERA WHIP	5.2 L 25 6 3 3 8 3 0 0 0 0 0 38 50 4.76 1.588	1.1 8 2 2 2 2 2 0 0 0 0 0 1 10 18 13.50 3.000	2.0 6 0 0 0 2 0 0 0 0 0 0 0 10 10 0.00 0.000																					

Batter	1	2	3	4	5	6	7	8	9	AB	R	H	RBI	BB	SO	LOB	BOTTOM								
Casey Candaele, S (1, 4) OBP: 0.282, SLG: 0.316	0-0 L7			0-0 G3		0-0 3B		0-0 F6		4	1	1	0	0	0	1	Philadelphia Phillies @ Montreal Expos Olympic Stadium, Montreal, QB Sun Sep 28 1986, 3:33 AM EDT Att: 10,064 - Unknown								
Mitch Webster, S (1, 8) OBP: 0.359, SLG: 0.429	0-0 B1-3			0-0 1-3		0-0 1B 3B		0-3 K		4	1	1	1	0	1	1									
Tim Raines, S (1, 7) OBP: 0.417, SLG: 0.481	0-0 CS 1B			0-0 F7		0-3 K		1-0 HBP		3	0	1	0	0	1	1									
Andre Dawson, R (1, 9) OBP: 0.333, SLG: 0.478	0-0 CS	0-0 F4			0-0 5-3	0-0 1B		0-0 F8		4	0	1	1	0	0	2									
Wallace Johnson, S (1, 3) OBP: 0.336, SLG: 0.365		0-0 4-3			0-3 K	0-0 4-3			0-0 1B 1B	4	0	1	0	0	1	1									
Tom Foley, L (1, 5) OBP: 0.338, SLG: 0.368					0-0 WP 2B			0-0 F7		4	0	2	0	0	0	0									
Luis Rivera, R (1, 6) OBP: 0.280, SLG: 0.274					4-0 2-3 BB			0-0 F2		3	0	0	0	1	1	2									
Randy Hunt, R (1, 2) OBP: 0.275, SLG: 0.395					0-3 K			0-3 F7		2	0	0	0	0	2	2									
Randy St. Claire, R (6, 1) OBP: 0.270, SLG: 0.351									0-3 K	0	0	0	0	0	0	0									
Herm Winningham, L (7, PH) OBP: 0.270, SLG: 0.351									0-3 K	1	0	0	0	0	0	0									
Andy McGaffigan, R (8, 1) OBP: 0.080, SLG: 0.061									0-3 K	0	0	0	0	0	0	0									
George Wright, S (9, PH) OBP: 0.246, SLG: 0.278									0-3 K	1	0	0	0	0	1	2									
Dennis Martinez, R (1, 1) OBP: 0.129, SLG: 0.167									0-3 K	1	0	0	0	0	0	0									
Dann Bifulco, R (6, 2) OBP: 0.237, SLG: 0.254									0-3 K	1	0	0	0	1	0	0									
Andres Galarraga, R (9, PH) OBP: 0.337, SLG: 0.407									0-3 K	1	0	0	0	0	1	2									
Inning Stats	R: 0 E: 0 K: 0 S: 3	H: 1 LOB: 0 BB: 0 P: 3	R: 0 E: 0 K: 0 S: 3	H: 0 LOB: 0 BB: 0 P: 3	R: 0 E: 0 K: 1 S: 5	H: 0 LOB: 0 BB: 0 P: 5	R: 0 E: 0 K: 0 S: 3	H: 0 LOB: 0 BB: 0 P: 3	R: 0 E: 0 K: 2 S: 8	H: 1 LOB: 2 BB: 1 P: 12	R: 2 E: 0 K: 1 S: 8	H: 3 LOB: 1 BB: 0 P: 8	R: 0 E: 0 K: 0 S: 3	H: 0 LOB: 0 BB: 0 P: 3	R: 0 E: 0 K: 1 S: 5	H: 0 LOB: 2 BB: 1 P: 10	R: 0 E: 0 K: 3 S: 11	H: 2 LOB: 2 BB: 0 P: 11	1B: 4 2B: 1 3B: 2 HR: 0	SF: 0 SAC: 0 DP: 0 HBP: 1	WP: 1 PB: 0 SB: 0 CS: 1	PA: 37			
PITCHER	IP WLS BF H R ER SO BB IBB HBP BLK WP HR S P ERA WHIP	8.0 W 33 7 2 2 5 2 0 0 0 0 0 40 49 2.25 1.125	1.0 S 3 0 0 0 3 0 0 0 0 0 0 9 9 0.00 0.000																						



Batter	1	2	3	4	5	6	7	8	9	AB	R	H	RBI	BB	SO	LOB	TOP		
Chico Walker, S OBP: 0.330, SLG: 0.372 (1, 8)										5	1	1	0	0	2	6			
23 Ryne Sandberg, R OBP: 0.329, SLG: 0.410 (1, 4)										4	1	2	1	1	0	0			
Rafael Palmeiro, L OBP: 0.290, SLG: 0.406 (1, 7)										5	2	2	0	0	1	4			
Keith Moreland, R OBP: 0.328, SLG: 0.385 Manny Trillo, R OBP: 0.359, SLG: 0.383 (1, 5)										5	0	0	1	0	0	2			
Leon Durham, L OBP: 0.354, SLG: 0.459 (1, 3)										2	3	1	0	2	0	0			
Jody Davis, R OBP: 0.296, SLG: 0.419 (1, 2)										5	1	4	5	0	0	1			
Brian Dayett, R Guy Hoffman, L (1, 9)										5	0	2	1	0	1	2	AB 38		
Shawon Dunston, R OBP: 0.277, SLG: 0.409 (1, 6)										4	0	2	0	0	1	3	R 8		
Greg Maddux, R OBP: 0.333, SLG: 0.333 Scott Sanderson, R OBP: 0.077, SLG: 0.078 Bob Demier, R OBP: 0.275, SLG: 0.313 (1, 1)										3	0	0	0	0	0	4	H 14		
Inning Stats	R: 2 E: 0 K: 0 S: 5	H: 2 LOB: 0 BB: 0 P: 5	R: 0 E: 0 K: 1 S: 7	H: 2 LOB: 2 BB: 0 P: 7	R: 0 E: 0 K: 0 S: 2	H: 0 LOB: 0 BB: 1 P: 6	R: 1 E: 0 K: 1 S: 7	H: 2 LOB: 2 BB: 0 P: 8	R: 3 E: 0 K: 0 S: 5	H: 2 LOB: 0 BB: 1 P: 9	R: 0 E: 0 K: 0 S: 3	H: 1 LOB: 0 BB: 0 P: 3	R: 0 E: 0 K: 1 S: 6	H: 1 LOB: 1 BB: 1 P: 6	R: 2 E: 0 K: 0 S: 5	H: 2 LOB: 1 BB: 1 P: 9	1B: 10 2B: 4 3B: 0 HR: 1	SF: 0 SAC: 1 DP: 2 HBP: 1	WP: 2 PA: 43
PITCHER	IP WLS BF H R ER SO BB IBB HBP BLK WP HR S P ERA WHIP	IP WLS BF H R ER SO BB IBB HBP BLK WP HR S P ERA WHIP	IP WLS BF H R ER SO BB IBB HBP BLK WP HR S P ERA WHIP	IP WLS BF H R ER SO BB IBB HBP BLK WP HR S P ERA WHIP	IP WLS BF H R ER SO BB IBB HBP BLK WP HR S P ERA WHIP	IP WLS BF H R ER SO BB IBB HBP BLK WP HR S P ERA WHIP	IP WLS BF H R ER SO BB IBB HBP BLK WP HR S P ERA WHIP	IP WLS BF H R ER SO BB IBB HBP BLK WP HR S P ERA WHIP	IP WLS BF H R ER SO BB IBB HBP BLK WP HR S P ERA WHIP	IP WLS BF H R ER SO BB IBB HBP BLK WP HR S P ERA WHIP	IP WLS BF H R ER SO BB IBB HBP BLK WP HR S P ERA WHIP	IP WLS BF H R ER SO BB IBB HBP BLK WP HR S P ERA WHIP	IP WLS BF H R ER SO BB IBB HBP BLK WP HR S P ERA WHIP	IP WLS BF H R ER SO BB IBB HBP BLK WP HR S P ERA WHIP	IP WLS BF H R ER SO BB IBB HBP BLK WP HR S P ERA WHIP	IP WLS BF H R ER SO BB IBB HBP BLK WP HR S P ERA WHIP	IP WLS BF H R ER SO BB IBB HBP BLK WP HR S P ERA WHIP	IP WLS BF H R ER SO BB IBB HBP BLK WP HR S P ERA WHIP	IP WLS BF H R ER SO BB IBB HBP BLK WP HR S P ERA WHIP

Chicago Cubs @ Philadelphia Phillies
Veterans Stadium, Philadelphia, PA
Mon Sep 29 1986, 7:05 PM EDT
Att: 14,355 - Unknown

AB	38
R	8
H	14
RBI	8
BB	3
SO	5
LOB	22



Batter	1	2	3	4	5	6	7	8	9	AB	R	H	RBI	BB	SO	LOB	BOTTOM				
Milt Thompson, L OBP: 0.310, SLG: 0.344 (1, 8)										5	1	1	0	0	1	1					
Juan Samuel, R OBP: 0.295, SLG: 0.445 (1, 4)										4	1	2	0	0	1	1					
Von Hayes, L OBP: 0.380, SLG: 0.473 (1, 3)										4	0	1	0	0	0	1					
Mike Schmidt, R OBP: 0.389, SLG: 0.552 (1, 5)										4	0	2	0	0	0	2					
Glenn Wilson, R OBP: 0.318, SLG: 0.416 (1, 9)										4	1	2	1	0	0	3					
Chris James, R OBP: 0.237, SLG: 0.324 (1, 7)										4	0	1	1	0	2	3					
John Russell, R OBP: 0.296, SLG: 0.452 (1, 2)										4	0	0	0	0	0	1					
Luis Aguayo, R OBP: 0.262, SLG: 0.356 (1, 6)										4	0	0	0	0	2	0					
Mike Maddux, L OBP: 0.287, SLG: 0.245 Michael Jackson, R OBP: 0.333, SLG: 0.408 Jeff Stone, L OBP: 0.333, SLG: 0.408 Charles Hudson, S OBP: 0.099, SLG: 0.094 Greg Legg, R OBP: 0.333, SLG: 0.408 Tom Hume, R OBP: 0.275, SLG: 0.313 Rick Schu, R OBP: 0.333, SLG: 0.446 (1, 1)										1	0	0	0	0	0	0					
Inning Stats	R: 0 E: 0 K: 1 S: 7	H: 2 LOB: 2 BB: 0 P: 7	R: 0 E: 0 K: 1 S: 5	H: 0 LOB: 0 BB: 0 P: 5	R: 0 E: 0 K: 0 S: 3	H: 0 LOB: 0 BB: 0 P: 3	R: 0 E: 0 K: 1 S: 6	H: 1 LOB: 1 BB: 0 P: 6	R: 0 E: 0 K: 2 S: 7	H: 0 LOB: 0 BB: 0 P: 7	R: 1 E: 0 K: 1 S: 8	H: 3 LOB: 2 BB: 0 P: 8	R: 0 E: 0 K: 1 S: 6	H: 1 LOB: 1 BB: 0 P: 6	R: 2 E: 0 K: 0 S: 6	H: 3 LOB: 1 BB: 0 P: 6	R: 0 E: 0 K: 1 S: 5	H: 0 LOB: 0 BB: 0 P: 5	1B: 8 2B: 1 3B: 1 HR: 0	SF: 0 SAC: 0 DP: 0 HBP: 0	WP: 2 PA: 37
PITCHER	IP WLS BF H R ER SO BB IBB HBP BLK WP HR S P ERA WHIP	IP WLS BF H R ER SO BB IBB HBP BLK WP HR S P ERA WHIP	IP WLS BF H R ER SO BB IBB HBP BLK WP HR S P ERA WHIP	IP WLS BF H R ER SO BB IBB HBP BLK WP HR S P ERA WHIP	IP WLS BF H R ER SO BB IBB HBP BLK WP HR S P ERA WHIP	IP WLS BF H R ER SO BB IBB HBP BLK WP HR S P ERA WHIP	IP WLS BF H R ER SO BB IBB HBP BLK WP HR S P ERA WHIP	IP WLS BF H R ER SO BB IBB HBP BLK WP HR S P ERA WHIP	IP WLS BF H R ER SO BB IBB HBP BLK WP HR S P ERA WHIP	IP WLS BF H R ER SO BB IBB HBP BLK WP HR S P ERA WHIP	IP WLS BF H R ER SO BB IBB HBP BLK WP HR S P ERA WHIP	IP WLS BF H R ER SO BB IBB HBP BLK WP HR S P ERA WHIP	IP WLS BF H R ER SO BB IBB HBP BLK WP HR S P ERA WHIP	IP WLS BF H R ER SO BB IBB HBP BLK WP HR S P ERA WHIP	IP WLS BF H R ER SO BB IBB HBP BLK WP HR S P ERA WHIP	IP WLS BF H R ER SO BB IBB HBP BLK WP HR S P ERA WHIP	IP WLS BF H R ER SO BB IBB HBP BLK WP HR S P ERA WHIP	IP WLS BF H R ER SO BB IBB HBP BLK WP HR S P ERA WHIP	IP WLS BF H R ER SO BB IBB HBP BLK WP HR S P ERA WHIP		

Chicago Cubs @ Philadelphia Phillies
Veterans Stadium, Philadelphia, PA
Mon Sep 29 1986, 7:05 PM EDT
Att: 14,355 - Unknown

AB	37
R	3
H	10
RBI	2
BB	0
SO	8
LOB	12



Batter	1	2	3	4	5	6	7	8	9	AB	R	H	RBI	BB	SO	LOB	TOP					
Bob Dernier, R OBP: 0.275, SLG: 0.312 (1, 8)	K		6-3		E6 23 S			F9		4	0	1	0	0	1	1	Chicago Cubs @ Philadelphia Phillies Veterans Stadium, Philadelphia, PA Tue Sep 30 1986, 7:05 PM EDT Att: 13,377 - Unknown					
23 Ryne Sandberg, R OBP: 0.327, SLG: 0.407 (1, 4)	1-3		F9		F9 1-2			5-3		4	0	0	0	0	0	2						
Gary Matthews, R OBP: 0.362, SLG: 0.480 (1, 7)	K				FC5-4 BB			6-3		3	0	1	0	1	1	0						
Keith Moreland, R OBP: 0.327, SLG: 0.384 Ed Lynch, R OBP: 0.097, SLG: 0.034 (8, 1)					FC5-4 FC6-4 1-2			F8		4	0	1	0	0	0	3						
Leon Durham, L OBP: 0.351, SLG: 0.455 (1, 3)	K				K			3-1		4	0	0	0	0	3	2						
Jody Davis, R OBP: 0.297, SLG: 0.420 (1, 2)					FC6-4 1-2			FC6-4 1-2		3	1	1	0	1	0	2						
Brian Dayett, R OBP: 0.294, SLG: 0.410 (1, 9)					4-3			6-3 1-2		4	0	2	1	0	0	1						
Shawon Dunston, R OBP: 0.277, SLG: 0.409 (1, 6)					1B			5-3		4	1	1	0	0	1	3						
Drew Hall, L OBP: 0.266, SLG: 0.143 Dave Cumpert, R OBP: 0.187, SLG: 0.167 Ron Cey, R OBP: 0.346, SLG: 0.598 Ron Davis, R OBP: 0.197, SLG: 0.167 Frank DiPino, L OBP: 0.301, SLG: 0.394 Manny Trillo, R OBP: 0.301, SLG: 0.394 (1, 1) (3, 1) (5, PH) (5, 1) (5, 1) (8, PH) (8, 5)					F7			F9		1	0	0	0	0	0	0						
								1B 23 5-3		2	0	0	0	0	0	1						
Inning Stats	R: 0 E: 0 K: 2 S: 7	H: 0 LOB: 0 BB: 0 P: 7	R: 0 E: 0 K: 2 S: 9	H: 2 LOB: 2 BB: 0 P: 9	R: 0 E: 0 K: 0 S: 3	H: 0 LOB: 0 BB: 1 P: 3	R: 0 E: 0 K: 1 S: 5	H: 0 LOB: 1 BB: 1 P: 9	R: 1 E: 1 K: 0 S: 5	H: 2 LOB: 1 BB: 0 P: 5	R: 0 E: 0 K: 0 S: 3	H: 0 LOB: 0 BB: 0 P: 3	R: 0 E: 0 K: 0 S: 2	H: 0 LOB: 1 BB: 1 P: 6	R: 0 E: 0 K: 0 S: 5	H: 2 LOB: 2 BB: 0 P: 5	R: 1 E: 0 K: 1 S: 7	H: 2 LOB: 1 BB: 0 P: 7	1B: 5 2B: 4 3B: 0 HR: 0	SF: 0 SAC: 0 DP: 1 HBP: 0	WP: 0 PB: 0 SB: 1 CS: 0	PA: 36
PITCHER Bruce Ruffin, L ERA: 2.62 (1, 1)	IP: 9.0 WLS: W BF: 36 H: 8 R: 2 ER: 1 SO: 6 BB: 2 IBB: 0 HBP: 0 BLK: 0 WP: 0 HR: 0 S: 46 P: 54 ERA: 1.00 WHIP: 1.11															PITCHER						

Batter	1	2	3	4	5	6	7	8	9	AB	R	H	RBI	BB	SO	LOB	BOTTOM			
Gary Redus, R OBP: 0.344, SLG: 0.434 (1, 7)	K		K	BB 2B 1B	FC6-4 1-2 3-H			F3		5	1	2	1	0	2	1	Chicago Cubs @ Philadelphia Phillies Veterans Stadium, Philadelphia, PA Tue Sep 30 1986, 7:05 PM EDT Att: 13,377 - Unknown			
Juan Samuel, R OBP: 0.295, SLG: 0.446 (1, 4)	K		HR 2B	2B 1-2 BB	FC6-4 1-2 2-3			K		4	1	1	0	1	2	2				
Von Hayes, L OBP: 0.383, SLG: 0.487 (1, 3)	HR		HR 2-H 3-H	2B 1-3 2-H	6-3			2B 1B BB		4	3	3	5	1	0	2				
Mike Schmidt, R OBP: 0.391, SLG: 0.552 Rick Schu, R OBP: 0.336, SLG: 0.453 (7, 5)	1B		1B BB	1B IBB				1B 2B		2	0	1	0	2	1	0				
Glenn Wilson, R OBP: 0.318, SLG: 0.415 Milt Thompson, L OBP: 0.310, SLG: 0.344 (7, PR) (8, 8)	F6		K	K				2B BB		4	0	1	2	1	2	5				
Chris James, R OBP: 0.286, SLG: 0.390 Ron Roenicke, S OBP: 0.381, SLG: 0.362 (7, 8) (8, 9)			F8	1B	1B 1B			K		4	1	3	0	0	0	0				
John Russell, R OBP: 0.301, SLG: 0.451 (1, 2)	F8		F3	1B 1B	1B 1B			1B 1B 2B		3	1	1	0	2	0	2				
Steve Jeltz, S OBP: 0.322, SLG: 0.263 (1, 6)	K			F7	FC6-4 1-3 2-H			K		5	0	1	1	0	2	4				
Bruce Ruffin, S OBP: 0.077, SLG: 0.096 (1, 1)			2B HR 1B	K	K			K		5	1	1	0	0	3	6				
Inning Stats	R: 1 E: 0 K: 2 S: 9	H: 2 LOB: 1 BB: 0 P: 9	R: 0 E: 0 K: 1 S: 5	H: 0 LOB: 0 BB: 0 P: 5	R: 3 E: 0 K: 2 S: 11	H: 4 LOB: 2 BB: 1 P: 15	R: 1 E: 0 K: 2 S: 9	H: 2 LOB: 3 BB: 2 P: 17	R: 2 E: 0 K: 1 S: 9	H: 4 LOB: 2 BB: 0 P: 9	R: 0 E: 0 K: 3 S: 10	H: 1 LOB: 3 BB: 2 P: 18	R: 2 E: 0 K: 2 S: 9	H: 2 LOB: 1 BB: 1 P: 13	R: 0 E: 0 K: 0 S: 2	H: 0 LOB: 0 BB: 1 P: 6		1B: 9 2B: 4 3B: 0 HR: 2	SF: 0 SAC: 0 DP: 1 HBP: 0	WP: 0 PB: 0 SB: 0 CS: 0
PITCHER Drew Hall, L ERA: 4.98 Dave Cumpert, R ERA: 4.37 Ron Davis, R ERA: 8.59 Frank DiPino, L ERA: 4.31 Ed Lynch, R ERA: 3.7 (1, 1) (3, 1) (5, 1) (5, 1) (8, 1)	IP: 2.2 WLS: L BF: 15 H: 6 R: 4 ER: 4 SO: 5 BB: 1 IBB: 0 HBP: 0 BLK: 0 WP: 0 HR: 2 S: 24 P: 28 ERA: 13.50 WHIP: 2.625															PITCHER				

AB	34
R	2
H	8
RBI	1
BB	2
SO	6
LOB	16



AB	38
R	9
H	15
RBI	9
BB	7
SO	13
LOB	23



Batter	1	2	3	4	5	6	7	8	9	AB	R	H	RBI	BB	SO	LOB	TOP										
Casey Candaele, S OBP: 0.289, SLG: 0.296 (1, 4) (6, 5)	F8			G3	1-3		CS 1B	F7		5	0	1	0	0	0	1	Montreal Expos @ Philadelphia Phillies Veterans Stadium, Philadelphia, PA Fri Oct 03 1986, 7:05 PM EDT Att: 11,614 - Unknown livebaseballscorecards.com										
Tom Feley, L OBP: 0.338, SLG: 0.362 (1, 5) (6, 6)	F7			F6	K		CS 1-2	F7		5	0	1	0	0	1	1											
Mitch Webster, S OBP: 0.354, SLG: 0.428 (1, 8)	K			1B				K		4	0	1	0	0	2	1											
Andre Dawson, R OBP: 0.334, SLG: 0.476 (1, 9)		K		2-3		S 1B BB				2	1	0	0	2	1	1											
Wallace Johnson, S OBP: 0.328, SLG: 0.355 (1, 3)	3-1			1B 2B			F8	F8		4	1	1	0	0	0	3											
Herm Wittingham, L OBP: 0.273, SLG: 0.333 (8, PH) Jim Wohlford, R OBP: 0.330, SLG: 0.387 (8, 7) Randy St. Claire, R (9, 1)	4-3			2B HR	1B	1-H 1B		K		3	1	2	1	0	0	0											
Luis Rivera, R OBP: 0.281, SLG: 0.283 Andy McGaffigan, R OBP: 0.088, SLG: 0.061 George Wright, S OBP: 0.248, SLG: 0.276 (9, PH) (9, 7)	F6			HR	2B		F9	K		3	1	1	1	0	0	1											
Dann Bilardello, R OBP: 0.246, SLG: 0.285 (1, 2)	K			2H 3H	HR		F8	2B		4	2	2	3	0	1	0											
Sergio Valdez, R OBP: 0.125, SLG: 0.125 Tim Burke, R (6, 1) Al Newman, S OBP: 0.290, SLG: 0.243 (6, 4)	K			K			5-3	2B		2	0	0	0	0	2	0											
Inning Stats	R: 0 E: 0 K: 1 S: 5	H: 0 LOB: 0 BB: 0 P: 5	R: 0 E: 0 K: 1 S: 5	H: 0 LOB: 0 BB: 0 P: 5	R: 0 E: 0 K: 2 S: 7	H: 0 LOB: 0 BB: 0 P: 7	R: 0 E: 0 K: 0 S: 4	H: 1 LOB: 1 BB: 0 P: 4	R: 4 E: 0 K: 2 S: 11	H: 4 LOB: 0 BB: 0 P: 11	R: 1 E: 0 K: 0 S: 4	H: 1 LOB: 1 BB: 1 P: 8	R: 0 E: 0 K: 0 S: 3	H: 1 LOB: 0 BB: 0 P: 3	R: 0 E: 0 K: 2 S: 8	H: 1 LOB: 2 BB: 1 P: 12		R: 1 E: 0 K: 1 S: 7	H: 2 LOB: 1 BB: 0 P: 7	1B: 6 2B: 3 3B: 0 HR: 1	SF: 0 SAC: 0 DP: 0 HBP: 0	WP: 0 PB: 0 SB: 2 CS: 1	PA: 39				
PITCHER	IP	WLS	BF	H	R	ER	SO	BB	IBB	HBP	BLK	WP	HR	S	P	ERA	WHIP										
Kevin Gross, R ERA: 4.02 Tom Hume, R ERA: 2.79 Dan Schatzeder, L ERA: 3.38 Kent Tekulve, R ERA: 2.61	(1, 1)	6.0	25	6	5	5	6	1	0	0	0	0	1	36	40	7.50	1.167										

Batter	1	2	3	4	5	6	7	8	9	AB	R	H	RBI	BB	SO	LOB	BOTTOM										
Mitt Thompson, L OBP: 0.315, SLG: 0.346 (1, 8)	S 2B	WP S 1B		F3		4-0 1-2 BB		4-3		4	1	2	0	1	0	1	Montreal Expos @ Philadelphia Phillies Veterans Stadium, Philadelphia, PA Fri Oct 03 1986, 7:05 PM EDT Att: 11,614 - Unknown livebaseballscorecards.com										
Juan Samuel, R OBP: 0.295, SLG: 0.443 (1, 4)	2B HBP	K		6-3		K		K		4	1	0	0	0	3	3											
Von Hayes, L OBP: 0.382, SLG: 0.486 (1, 3)	S 1H 2H	4-3		F6		F9		F8		5	1	1	2	0	0	1											
Mike Schmidt, R OBP: 0.390, SLG: 0.550 (1, 5)	K	K		K		2B		K		5	0	1	0	0	4	2											
Glenn Wilson, R OBP: 0.318, SLG: 0.412 (1, 9)	6-3			F8		6-3		G4-6-3 BB		3	0	0	0	1	0	1											
Chris James, R OBP: 0.304, SLG: 0.422 Kent Tekulve, R (8, 1)	1B 1B	1B		K		E 2B		G4-6-3		4	1	2	1	0	1	2											
John Russell, R OBP: 0.300, SLG: 0.448 (1, 2)	1B	1B		K		K		F2		4	0	1	0	0	2	1											
Steve Jeltz, S OBP: 0.323, SLG: 0.266 (1, 6)	1-2 2-3	1B		F9		E8 1B		K		4	1	2	1	0	1	0											
Kevin Gross, R OBP: 0.198, SLG: 0.300 Jeff Stone, L OBP: 0.336, SLG: 0.408 Tom Hume, R (7, 1) Dan Schatzeder, L OBP: 0.483, SLG: 0.625 Ron Roenicke, S OBP: 0.383, SLG: 0.362 (8, 7)	K			F7		BB 1B				2	0	0	0	0	1	3											
Inning Stats	R: 3 E: 0 K: 2 S: 12	H: 5 LOB: 3 BB: 0 P: 13	R: 0 E: 0 K: 2 S: 8	H: 1 LOB: 1 BB: 0 P: 8	R: 0 E: 0 K: 2 S: 7	H: 0 LOB: 0 BB: 0 P: 7	R: 0 E: 0 K: 0 S: 3	H: 0 LOB: 0 BB: 0 P: 3	R: 0 E: 0 K: 1 S: 5	H: 0 LOB: 0 BB: 0 P: 5	R: 2 E: 1 K: 2 S: 10	H: 3 LOB: 2 BB: 1 P: 14	R: 0 E: 0 K: 0 S: 3	H: 1 LOB: 1 BB: 1 P: 7	R: 0 E: 0 K: 1 S: 5	H: 0 LOB: 1 BB: 1 P: 9		R: 0 E: 0 K: 2 S: 7	H: 0 LOB: 0 BB: 0 P: 7	1B: 7 2B: 3 3B: 0 HR: 0	SF: 0 SAC: 0 DP: 1 HBP: 1	WP: 1 PB: 0 SB: 3 CS: 0	PA: 40				
PITCHER	IP	WLS	BF	H	R	ER	SO	BB	IBB	HBP	BLK	WP	HR	S	P	ERA	WHIP										
Sergio Valdez, R ERA: 6.84 Tim Burke, R ERA: 2.92 Andy McGaffigan, R ERA: 2.93 Randy St. Claire, R ERA: 2.76	(1, 1)	5.0	22	6	3	3	7	0	0	1	0	0	0	35	36	5.40	1.200										

Batter	1	2	3	4	5	6	7	8	9	10	AB	R	H	RBI	BB	SO	LOB	TOP
Casey Candaele, S OBP: 0.264, SLG: 0.288 (1, 4)	K		4-3		6-3		F9			G3	5	0	0	0	0	1	0	
Mitch Webster, S OBP: 0.355, SLG: 0.431 Herm Wittingham, L OBP: 0.286, SLG: 0.346 (7, 8)	F7		1B		4-3					G3	3	0	2	0	0	0	0	
George Wright, S OBP: 0.254, SLG: 0.291 (1, 7)	3-1		1B		4-3					1-3	5	0	3	0	0	0	1	
Andre Dawson, R OBP: 0.338, SLG: 0.478 (1, 9)			6-3		FC5-2-4-6		F8			1-3	4	0	0	0	1	0	4	
Andres Galaraga, R OBP: 0.335, SLG: 0.405 Bob McClure, R OBP: 0.250, SLG: 0.250 Randy St. Claire, R OBP: 0.278, SLG: 0.232 Curt Brown, R OBP: 0.279, SLG: 0.232 (10, 1)	1B		1B		G3		F9			1-3	3	1	2	0	1	0	0	
Luis Rivera, R OBP: 0.285, SLG: 0.283 (1, 6)			1B		G3		F9			1-2	4	0	2	0	0	0	2	
Rene Gonzales, R OBP: 0.179, SLG: 0.115 (1, 5)			FC4-6		G3		K			L5	4	0	0	0	0	1	3	
Randy Hunt, R OBP: 0.283, SLG: 0.333 Jim Wohlford, R OBP: 0.327, SLG: 0.383 Dann Bilardello, R OBP: 0.249, SLG: 0.283 (9, 2)			1B		G6-4-3		F9			4-3	1	0	0	0	2	0	0	
Bob Sebra, R OBP: 0.233, SLG: 0.241 Wallace Johnson, S OBP: 0.321, SLG: 0.346 (8, 3)			5-3		G6-4-3		K			F9	3	0	0	0	0	1	5	
Inning Stats	R: 0 E: 0 K: 1 S: 5	H: 0 LOB: 0 BB: 0 P: 5	R: 1 E: 1 K: 0 S: 5	H: 2 LOB: 2 BB: 1 P: 9	R: 0 E: 0 K: 0 S: 4	H: 2 LOB: 1 BB: 1 P: 8	R: 0 E: 0 K: 0 S: 4	H: 1 LOB: 1 BB: 0 P: 4	R: 0 E: 0 K: 1 S: 5	H: 0 LOB: 0 BB: 0 P: 5	R: 0 E: 0 K: 0 S: 3	H: 0 LOB: 0 BB: 0 P: 3	R: 0 E: 0 K: 1 S: 6	H: 1 LOB: 2 BB: 1 P: 10	1B: 7 2B: 2 3B: 1 HR: 0	SF: 0 SAC: 0 DP: 2 HBP: 0	WP: 0 PA: 41	
PITCHER	IP 9.0	WLS 0	BF 36	H 8	R 1	ER 0	SO 3	BB 0	IBB 3	HBP 0	BLK 0	WP 0	HR 0	S 39	P 51	ERA 0.00	WHIP 0.889	
Bruce Ruffin, L ERA: 2.48 Dan Schatzeder, L ERA: 3.26 (10, 1)	1.0	W	5	1	0	0	1	0	1	0	0	0	0	6	10	0.00	1.000	

Montreal Expos @ Philadelphia Phillies
Veterans Stadium, Philadelphia, PA
Sun Oct 05 1986, 3:33 AM EDT
Att: 25,293 - Unknown

AB	37
R	1
H	9
RBI	0
BB	4
SO	4
LOB	17



Batter	1	2	3	4	5	6	7	8	9	10	AB	R	H	RBI	BB	SO	LOB	BOTTOM	
Milt Thompson, L OBP: 0.311, SLG: 0.341 (1, 8)	K			5-3		1B				SH	4	0	1	0	0	2	0		
Jeff Stone, L OBP: 0.341, SLG: 0.406 (1, 7)	3-1			1B		1B				SH1-4	3	0	1	0	1	0	0		
Rick Schu, R OBP: 0.335, SLG: 0.447 (1, 5)	K			FC2-4-5		1B				PB	5	0	1	0	0	1	2		
Von Hayes, L OBP: 0.379, SLG: 0.480 (1, 3)			4-3		F9					FC1-6	4	0	1	0	0	0	4		
Ron Roenicke, S OBP: 0.361, SLG: 0.356 (1, 9)			K		K		1B			FC1-6	3	1	0	0	1	2	1		
Greg Legg, R OBP: 0.450, SLG: 0.500 (1, 4)			5-3		F8		1B			1B	4	0	2	0	0	0	0		
Ronn Reynolds, R OBP: 0.242, SLG: 0.317 Greg Gross, L OBP: 0.379, SLG: 0.297 John Russell, R OBP: 0.300, SLG: 0.444 (8, 2)			K		6-3		SF8			F5	2	0	0	0	0	1	0		
Steve Jeltz, S OBP: 0.320, SLG: 0.262 Mike Schmidt, R OBP: 0.390, SLG: 0.547 Dan Schatzeder, L OBP: 0.484, SLG: 0.654 (10, 1)			K2-3				F7			F5	3	0	0	0	0	2	1		
Bruce Ruffin, S OBP: 0.073, SLG: 0.091 Luis Aguayo, R OBP: 0.267, SLG: 0.361 (10, 6)			G3				F5			SH1-4	3	0	0	0	0	1	1		
Inning Stats	R: 0 E: 0 K: 2 S: 7	H: 0 LOB: 0 BB: 0 P: 7	R: 0 E: 0 K: 1 S: 5	H: 0 LOB: 0 BB: 0 P: 5	R: 0 E: 0 K: 0 S: 6	H: 1 LOB: 1 BB: 0 P: 6	R: 0 E: 0 K: 2 S: 9	H: 2 LOB: 3 BB: 1 P: 13	R: 1 E: 0 K: 0 S: 4	H: 1 LOB: 1 BB: 1 P: 8	R: 0 E: 0 K: 1 S: 5	H: 0 LOB: 0 BB: 0 P: 5	R: 0 E: 0 K: 0 S: 5	H: 2 LOB: 2 BB: 0 P: 5	R: 1 E: 0 K: 0 S: 3	H: 1 LOB: 1 BB: 0 P: 3	1B: 7 2B: 0 3B: 0 HR: 0	SF: 1 SAC: 2 DP: 0 HBP: 0	WP: 0 PA: 39
PITCHER	IP 7.0	WLS 27	BF 27	H 4	R 1	ER 1	SO 9	BB 2	IBB 0	HBP 0	BLK 0	WP 0	HR 0	S 43	P 51	ERA 1.29	WHIP 0.857		
Bob Sebra, R ERA: 3.55 Bob McClure, L ERA: 3.2 Randy St. Claire, R ERA: 2.37 Curt Brown, R ERA: 3.0 (10, 1)	1.1	L	4	1	1	0	0	0	0	0	0	0	0	3	3	0.00	3.000		

Montreal Expos @ Philadelphia Phillies
Veterans Stadium, Philadelphia, PA
Sun Oct 05 1986, 3:33 AM EDT
Att: 25,293 - Unknown

AB	34
R	2
H	7
RBI	1
BB	2
SO	9
LOB	13

