

# Philadelphia Phillies - 1987

Batter	1	2	3	4	5	6	7	8	9	AB	R	H	RBI	BB	SO	LOB	TOP		
Milt Thompson, L (1,8) OBP: 0.500, SLG: 0.500	0-0 CS 1B		0-0 4-3			0-0 3-1		0-0 G5-4-3 1B		4	0	2	0	0	0	0			
Juan Samuel, R (1,4) OBP: 0.500, SLG: 0.500	0-3 K 1-2			0-0 5-3			0-0 1-3		0-0 G5-4-3 1B	4	0	0	0	0	1	2			
Von Hayes, L (1,3)	0-0 G3			4-0 G6-4-3 BB			4-0 G4-3-2 WP BB			1	0	0	0	2	0	0			
Mike Schmidt, R (1,5)		0-0 F9		0-0 G6-4-3 1-2			0-0 G4-3-2 1-3			3	0	0	0	0	0	2			
Mike Easter, L (1,7) OBP: 0.667, SLG: 0.500		0-0 1B		4-0 G6-4-3 BB				0-0 4-3		2	0	1	0	1	0	0			
Lance Parrish, R (1,2)		0-0 F8		0-0 G6-4-3 1-2				4-0 BB		2	0	0	0	1	0	2			
Glenn Wilson, R (1,9)		0-0 5-3			0-0 5-3			0-0 BB		3	0	0	0	0	0	2			
Steve Jeltz, S (1,6)			0-0 F7			0-3 K		0-0 F7		2	0	0	0	0	1	0			
Ron Roenicke, S (8,PH)										1	0	0	0	0	0	1			
Luis Aguayo, R (8,6)										0	0	0	0	0	0	0			
Shane Rawley, R (1,1)			0-0 F7			0-0 G3			0-0 1-3	2	0	0	0	0	0	0			
Tom Hume, R (7,1)										0	0	0	0	0	0	0			
Dan Schatzeder, L (8,1)										0	0	0	0	0	0	0			
Greg Gross, L (8,PH)										1	0	0	0	0	0	0			
<b>Inning Stats</b>	R: 0 E: 0 K: 1 S: 5	H: 1 LOB: 0 BB: 0 P: 5	R: 0 E: 0 K: 0 S: 4	H: 1 LOB: 1 BB: 0 P: 4	R: 0 E: 0 K: 0 S: 3	H: 0 LOB: 0 BB: 0 P: 3	R: 0 E: 0 K: 0 S: 2	H: 0 LOB: 0 BB: 1 P: 6	R: 0 E: 0 K: 1 S: 5	H: 0 LOB: 0 BB: 0 P: 5	R: 0 E: 0 K: 0 S: 2	H: 0 LOB: 0 BB: 1 P: 6	R: 0 E: 0 K: 0 S: 3	H: 0 LOB: 0 BB: 0 P: 7	R: 0 E: 0 K: 0 S: 3	H: 1 LOB: 0 BB: 0 P: 3	1B: 3 2B: 1 3B: 0 HR: 0	SF: 0 SAC: 0 DP: 4 HBP: 0	WP: 1 PA: 29
<b>PITCHER</b> Rick Mahler, R (1,1) ERA:	IP: 9.0 WLS: W BF: 29 H: 3 R: 0 ER: 0 SO: 2 BB: 4 IBB: 0 HBP: 0 BLK: 0 WP: 1 HR: 0 S: 29 P: 45 ERA: 0.00 WHIP: 0.778															<b>PITCHER</b> IP: 9.0 WLS: W BF: 29 H: 3 R: 0 ER: 0 SO: 2 BB: 4 IBB: 0 HBP: 0 BLK: 0 WP: 1 HR: 0 S: 29 P: 45 ERA: 0.00 WHIP: 0.778			

Philadelphia Phillies @ Atlanta Braves  
Atlanta-Fulton County Stadium, Atlanta, GA  
Tue Apr 07 1987, 7:05 PM EDT  
Att: 31,343 - Unknown

AB 25  
R 0  
H 3  
RBI 0  
BB 4  
SO 2  
LOB 9



Batter	1	2	3	4	5	6	7	8	9	AB	R	H	RBI	BB	SO	LOB	BOTTOM		
Dion James, L (1,8)	4-0 L4 BLK BB		4-0 1B BB		0-0 L4		0-0 4-3	0-0 SF7		2	0	0	1	2	0	2			
Andres Thomas, R (1,6) OBP: 0.200, SLG: 0.200	0-0 L4 1-3		0-0 PO 1B		0-3 K		0-0 F3	0-0 F8		5	0	1	0	0	1	4			
Gary Roenicke, R (1,3) OBP: 0.500, SLG: 0.333	4-0 BB		0-0 PO 1-2	0-0 F6		0-0 FC1-5 1B	0-0 F9			3	0	1	0	1	0	0			
Dale Murphy, R (1,9) OBP: 0.500, SLG: 0.500	0-0 F9		0-3 K		0-0 FC1-5 2B 1B		0-0 SH2-4 HBP 1B			4	2	2	0	0	1	1			
Ken Griffey, L (1,7)		0-0 F8		4-0 BB		0-0 FC1-5 2B BB	0-0 HBP SH2-4 BB			2	2	0	0	2	0	2			
Ozzie Virgil, R (1,2)		0-0 P3		0-0 F6		4-0 2B BB	0-0 SH2-4			2	0	0	0	1	0	1			
Ken Oberkfell, L (1,5) OBP: 1.000, SLG: 1.667		0-0 CS 1B		0-0 1B 2B	0-0 1B 2B	0-0 1H 2H 3H 2B	4-0 HBP 2B IBB			3	1	3	2	1	0	0			
Glenn Hubbard, R (1,4) OBP: 0.750, SLG: 0.500		0-0 CS 1-2	0-0 5-3		0-0 2-3 1B		1-0 2B HBP			2	1	1	1	1	0	0			
Rick Mahler, R (1,1) OBP: 0.250, SLG: 0.500			0-3 K		0-3 K		0-0 F8			4	0	1	2	0	2	4			
<b>Inning Stats</b>	R: 0 E: 0 K: 0 S: 2	H: 0 LOB: 1 BB: 2 P: 10	R: 0 E: 0 K: 0 S: 3	H: 1 LOB: 0 BB: 0 P: 3	R: 0 E: 0 K: 1 S: 5	H: 1 LOB: 1 BB: 1 P: 9	R: 0 E: 0 K: 1 S: 5	H: 0 LOB: 1 BB: 1 P: 9	R: 0 E: 0 K: 2 S: 9	H: 2 LOB: 2 BB: 0 P: 9	R: 2 E: 0 K: 0 S: 5	H: 3 LOB: 2 BB: 2 P: 13	R: 0 E: 0 K: 0 S: 3	H: 0 LOB: 0 BB: 0 P: 3	R: 4 E: 0 K: 0 S: 5	H: 2 LOB: 1 BB: 2 P: 14	1B: 6 2B: 4 3B: 0 HR: 0	SF: 1 SAC: 1 DP: 1 HBP: 1	WP: 0 PA: 40
<b>PITCHER</b> Shane Rawley, L (1,1) ERA: 3.0	IP: 6.0 WLS: L BF: 27 H: 7 R: 2 ER: 2 SO: 4 BB: 5 IBB: 1 HBP: 0 BLK: 1 WP: 0 HR: 0 S: 29 P: 53 ERA: 3.00 WHIP: 2.000															<b>PITCHER</b> Tom Hume, R (7,1) ERA: 27.0			
<b>PITCHER</b> Tom Hume, R (7,1) ERA: 27.0	IP: 1.1 WLS: 9 BF: 2 H: 4 R: 4 ER: 4 SO: 0 BB: 1 IBB: 1 HBP: 1 BLK: 0 WP: 0 HR: 6 S: 15 P: 15 ERA: 27.00 WHIP: 2.250															<b>PITCHER</b> Dan Schatzeder, L (8,1) ERA:			
<b>PITCHER</b> Dan Schatzeder, L (8,1) ERA:	IP: 0.2 WLS: 2 BF: 0 H: 0 R: 0 ER: 0 SO: 0 BB: 0 IBB: 0 HBP: 0 BLK: 0 WP: 0 HR: 2 S: 2 P: 2 ERA: 0.00 WHIP: 0.000																		

Philadelphia Phillies @ Atlanta Braves  
Atlanta-Fulton County Stadium, Atlanta, GA  
Tue Apr 07 1987, 7:05 PM EDT  
Att: 31,343 - Unknown

AB 27  
R 6  
H 9  
RBI 6  
BB 8  
SO 4  
LOB 14









Batter	1	2	3	4	5	6	7	8	9	AB	R	H	RBI	BB	SO	LOB	TOP										
Chico Walker, S (1, 7) OBP: 0.273, SLG: 0.200	4-0 1B 23 S BB	3-1			F9		1-2 1B		FC1-6	4	1	1	0	1	0	2											
23 Ryne Sandberg, R (1, 4) OBP: 0.500, SLG: 0.667	4-0 1B SF8 BB		0-3 K		1-0 S HBP		0-0 L6		F4	3	1	0	0	1	1	3											
Andre Dawson, R (1, 9) OBP: 0.250, SLG: 0.455	0-0 S 1-3 2-H 1B		0-0 F7		0-0 4-3			4-0 S BB		3	0	1	1	1	0	2											
Keith Moreland, R (1, 5) Manny Trillo, R (8, 5) OBP: 0.167, SLG: 0.200	0-0 SF8		0-3 K		0-0 F8			0-3 K		3	0	0	1	0	2	1											
Leon Durham, L (1, 3)	0-0 F8				0-0 F8		0-3 K		0-0 F8	4	0	0	0	0	1	2											
Dave Martinez, L (1, 8)	0-3 K		0-3 K		0-0 F8			4-0 1-2 IBB		3	0	0	0	1	2	1											
Shawon Dunston, R (1, 6) OBP: 0.333, SLG: 0.273		0-3 K		0-0 4-3			0-0 1B FC4-6		0-3 K	4	1	1	0	0	2	2											
Jim Sundberg, R (1, 2) OBP: 0.556, SLG: 0.875		0-0 HR			0-0 F9 SH3-4 1B		0-0 1-3 1B FC4-6		0-0 FC1-6 1B	4	1	4	1	0	0	0											
Ed Lynch, R (1, 1) Jerry Mumphrey, S (7, PH) Dickie Noles, R (7, 1)		0-0 F8			0-0 SH3-4		0-0 FC4-6 23 LG 1B		0-3 K	1	0	0	0	0	0	0											
										1	0	0	0	0	0	0											
										1	0	0	1	0	0	1											
										1	0	0	0	0	1	1											
<b>Inning Stats</b>	R: 2 E: 0 K: 1 S: 6	H: 1 LOB: 1 BB: 2 P: 14	R: 1 E: 0 K: 1 S: 6	H: 1 LOB: 0 BB: 0 P: 6	R: 0 E: 0 K: 2 S: 7	H: 0 LOB: 0 BB: 0 P: 7	R: 0 E: 0 K: 1 S: 5	H: 0 LOB: 0 BB: 0 P: 5	R: 0 E: 0 K: 0 S: 4	H: 1 LOB: 2 BB: 0 P: 5	R: 0 E: 0 K: 1 S: 5	H: 0 LOB: 0 BB: 0 P: 5	R: 1 E: 0 K: 0 S: 5	H: 3 LOB: 1 BB: 0 P: 5	R: 0 E: 0 K: 2 S: 7	H: 0 LOB: 2 BB: 2 P: 15	R: 0 E: 0 K: 1 S: 6	H: 1 LOB: 1 BB: 0 P: 6	1B: 6 2B: 1 3B: 0 HR: 1	SF: 1 SAC: 1 DP: 1 HBP: 1	WP: 0 PB: 0 SB: 4 CS: 0	PA: 38					
<b>PITCHER</b>	IP	WLS	BF	H	R	ER	SO	BB	IBB	HBP	BLK	WP	HR	S	P	ERA	WHIP										
Kevin Gross, R (1, 1) ERA: 4.26	6.1	L	28	6	4	3	6	2	0	1	0	0	1	37	46	4.26	1.263										
Kent Tekulve, R (7, 1) ERA: 4.5	0.2		1	0	0	0	0	0	0	0	0	0	0	1	1	0.00	0.000										
Michael Jackson, R (8, 1) ERA:	2.0		9	1	0	0	3	1	1	0	0	0	0	13	21	0.00	1.000										

Chicago Cubs @ Philadelphia Phillies  
Veterans Stadium, Philadelphia, PA  
Fri Apr 10 1987, 7:05 PM EDT  
Att: 43,212 - Unknown



AB 31  
R 4  
H 7  
RBI 4  
BB 4  
SO 9  
LOB 15

Batter	1	2	3	4	5	6	7	8	9	AB	R	H	RBI	BB	SO	LOB	BOTTOM										
Milt Thompson, L (1, 8) OBP: 0.500, SLG: 0.500	0-0 FC3-6 1B		0-0 4-3		0-0 1-3 1B			0-0 5-3		4	0	2	0	0	0	0											
Juan Samuel, R (1, 4) OBP: 0.077, SLG: 0.077	0-0 F9		0-3 K		0-3 K			0-0 5-3		4	0	0	0	0	2	3											
Von Hayes, L (1, 3) OBP: 0.333, SLG: 0.111	0-0 FC3-6 1-2		0-0 L4				0-0 1B		0-0 F8	4	0	1	0	0	0	1											
Mike Schmidt, R (1, 5) OBP: 0.333, SLG: 0.583	0-0 F9				0-0 5-3		0-0 HR		0-0 1-3	4	1	1	1	0	0	1											
Mike Easter, L (1, 7) OBP: 0.400, SLG: 0.667		0-0 HR		0-0 4-3		0-0 F6		0-0 G3		4	1	1	1	0	0	0											
Lance Parrish, R (1, 2) Chris James, R (9, FR) OBP: 0.333, SLG: 0.200		0-3 K		0-3 K		0-0 F9		0-0 1B		4	0	1	0	0	2	0											
Glenn Wilson, R (1, 9) OBP: 0.250, SLG: 0.400		0-0 HR			0-0 F7		4-0 CS BB		0-0 1-3	3	1	1	1	1	0	1											
Steve Jeltz, S (1, 6) OBP: 0.300, SLG: 0.300		0-3 K			0-0 1B		0-0 1-2 1B			3	0	1	0	0	1	1											
Kevin Gross, R (1, 1) Kent Tekulve, R (7, 1) Rick Schu, R (7, PH) Michael Jackson, R (8, 1)		0-0 6-3			0-3 K			0-0 6-3		2	0	0	0	0	1	1											
										0	0	0	0	0	0	0											
										1	0	0	0	0	0	0											
										0	0	0	0	0	0	0											
<b>Inning Stats</b>	R: 0 E: 0 K: 0 S: 4	H: 1 LOB: 1 BB: 0 P: 4	R: 2 E: 0 K: 2 S: 9	H: 2 LOB: 0 BB: 0 P: 9	R: 0 E: 0 K: 1 S: 5	H: 0 LOB: 0 BB: 0 P: 5	R: 0 E: 0 K: 1 S: 5	H: 0 LOB: 0 BB: 0 P: 5	R: 1 E: 0 K: 0 S: 4	H: 2 LOB: 0 BB: 0 P: 4	R: 0 E: 0 K: 0 S: 2	H: 0 LOB: 1 BB: 1 P: 6	R: 0 E: 0 K: 0 S: 3	H: 0 LOB: 0 BB: 0 P: 3	R: 0 E: 0 K: 0 S: 4	H: 1 LOB: 1 BB: 0 P: 4	1B: 5 2B: 0 3B: 0 HR: 3	SF: 0 SAC: 0 DP: 0 HBP: 0	WP: 0 PB: 0 SB: 0 CS: 1	PA: 34							
<b>PITCHER</b>	IP	WLS	BF	H	R	ER	SO	BB	IBB	HBP	BLK	WP	HR	S	P	ERA	WHIP										
Ed Lynch, R (1, 1) ERA: 4.5	6.0	W	24	7	3	3	6	0	0	0	0	0	3	36	36	4.50	1.167										
Dickie Noles, R (7, 1) ERA: 5.06	3.0	S	10	1	0	0	0	1	0	0	0	0	0	9	13	0.00	0.667										

Chicago Cubs @ Philadelphia Phillies  
Veterans Stadium, Philadelphia, PA  
Fri Apr 10 1987, 7:05 PM EDT  
Att: 43,212 - Unknown



AB 33  
R 3  
H 8  
RBI 3  
BB 1  
SO 6  
LOB 8



Batter	1	2	3	4	5	6	7	8	9	AB	R	H	RBI	BB	SO	LOB	TOP			
Chico Walker, S OBP: 0.235, SLG: 0.188										6	1	1	0	0	1	5	<b>Chicago Cubs @ Philadelphia Phillies</b> Veterans Stadium, Philadelphia, PA Sat Apr 11 1987, 7:05 PM EDT Att: 21,581 - Unknown			
23 Ryne Sandberg, R OBP: 0.474, SLG: 0.538										4	0	1	0	1	0	2				
Andre Dawson, R OBP: 0.353, SLG: 0.467										4	1	2	0	1	0	1				
Keith Moreland, R OBP: 0.250, SLG: 0.308 Manny Trillo, R										3	1	1	1	1	0	3				
Leon Durham, L OBP: 0.353, SLG: 0.214										4	0	1	2	1	0	4				
Dave Martinez, L OBP: 0.287, SLG: 0.385										4	3	2	1	1	0	4				
Shawon Dunston, R OBP: 0.176, SLG: 0.188										5	1	0	0	0	1	3				
Jim Sundberg, R OBP: 0.643, SLG: 0.800										2	1	1	1	2	1	0				
Rick Sutcliffe, L OBP: 0.750, SLG: 1.000 Jerry Mumphrey, S OBP: 0.667, SLG: 0.500 Lee Smith, R										2	1	1	0	1	1	1				
<b>Inning Stats</b>	R: 7 E: 1 K: 0 S: 7	H: 3 LOB: 1 BB: 4 P: 23	R: 0 E: 0 K: 0 S: 3	H: 1 LOB: 1 BB: 1 P: 7	R: 0 E: 0 K: 1 S: 5	H: 0 LOB: 1 BB: 1 P: 9	R: 0 E: 0 K: 0 S: 3	H: 1 LOB: 1 BB: 1 P: 7	R: 1 E: 1 K: 1 S: 7	H: 2 LOB: 1 BB: 0 P: 7	R: 0 E: 0 K: 1 S: 6	H: 1 LOB: 1 BB: 0 P: 6	R: 0 E: 0 K: 0 S: 3	H: 0 LOB: 0 BB: 0 P: 3	R: 1 E: 0 K: 1 S: 7	H: 2 LOB: 2 BB: 0 P: 8	1B: 8 2B: 3 3B: 0 HR: 1	SF: 0 SAC: 1 DP: 2 HBP: 1	WP: 1 PB: 0 SB: 5 CS: 0	PA: 46
<b>PITCHER</b>	IP WLS BF H R ER SO BB IBB HBP BLK WP HR S P ERA WHIP	IP WLS BF H R ER SO BB IBB HBP BLK WP HR S P ERA WHIP																		
Joe Cowley, R ERA: 54.0	(1, 1) 0.2 L 9 3 7 4 0 0 3 1 0 0 0 0 0 5 21 54.00 9.000																			
Tom Hume, R ERA: 9.82	(1, 1) 2.1 10 1 0 0 1 2 0 0 0 0 1 0 10 18 0.00 1.286																			
Dan Schatzeder, L ERA: 1.8	(4, 1) 2.0 9 3 1 0 1 1 0 0 0 0 0 0 10 14 0.00 2.000																			
Michael Jackson, R ERA:	(6, 1) 2.0 9 2 0 0 1 1 0 0 0 1 0 0 10 14 0.00 1.500																			
Kent Tekulve, R ERA: 3.0	(8, 1) 1.0 3 0 0 0 0 0 0 0 0 0 0 0 3 3 0.00 0.000																			
Steve Bedrosian, R ERA: 9.0	(9, 1) 1.0 6 2 1 1 1 0 0 0 0 0 0 0 1 1 9.00 2.000																			
<b>Batter</b>	<b>1</b>	<b>2</b>	<b>3</b>	<b>4</b>	<b>5</b>	<b>6</b>	<b>7</b>	<b>8</b>	<b>9</b>	<b>AB</b>	<b>R</b>	<b>H</b>	<b>RBI</b>	<b>BB</b>	<b>SO</b>	<b>LOB</b>	<b>BOTTOM</b>			
Milt Thompson, L OBP: 0.333, SLG: 0.333										4	0	0	0	0	0	1	<b>Chicago Cubs @ Philadelphia Phillies</b> Veterans Stadium, Philadelphia, PA Sat Apr 11 1987, 7:05 PM EDT Att: 21,581 - Unknown			
Juan Samuel, R OBP: 0.176, SLG: 0.125										3	0	1	0	1	0	1				
Von Hayes, L OBP: 0.313, SLG: 0.083										3	0	0	0	1	1	2				
Mike Schmidt, R OBP: 0.400, SLG: 0.800 Rick Schu, R										3	1	2	1	0	1	2				
Mike Easter, L OBP: 0.429, SLG: 0.692										4	0	2	0	0	1	2				
Lance Parrish, R OBP: 0.250, SLG: 0.143										4	0	0	0	0	2	4				
Glenn Wilson, R OBP: 0.250, SLG: 0.357										4	0	1	0	0	1	1				
Steve Jeltz, S OBP: 0.214, SLG: 0.214										4	0	0	0	0	2	2				
Joe Cowley, R Tom Hume, R Dan Schatzeder, L OBP: 0.333, SLG: 0.333 Michael Jackson, R Greg Gross, L Kent Tekulve, R Steve Bedrosian, R	(1, 1) 0.2 L 9 3 7 4 0 0 3 1 0 0 0 0 0 5 21 54.00 9.000 (1, 1) 2.1 10 1 0 0 1 2 0 0 0 0 1 0 10 18 0.00 1.286 (4, 1) 2.0 9 3 1 0 1 1 0 0 0 0 0 0 10 14 0.00 2.000 (6, 1) 2.0 9 2 0 0 1 1 0 0 0 1 0 0 10 14 0.00 1.500 (8, 1) 1.0 3 0 0 0 0 0 0 0 0 0 0 0 3 3 0.00 0.000																			
<b>Inning Stats</b>	R: 0 E: 0 K: 0 S: 3	H: 0 LOB: 0 BB: 0 P: 3	R: 1 E: 0 K: 1 S: 7	H: 3 LOB: 1 BB: 0 P: 7	R: 0 E: 0 K: 1 S: 6	H: 1 LOB: 2 BB: 1 P: 10	R: 0 E: 0 K: 0 S: 3	H: 0 LOB: 0 BB: 0 P: 3	R: 0 E: 0 K: 2 S: 9	H: 2 LOB: 2 BB: 0 P: 9	R: 0 E: 0 K: 0 S: 3	H: 0 LOB: 0 BB: 0 P: 3	R: 0 E: 0 K: 1 S: 5	H: 0 LOB: 1 BB: 1 P: 9	R: 0 E: 0 K: 2 S: 8	H: 1 LOB: 1 BB: 0 P: 8	1B: 5 2B: 1 3B: 0 HR: 1	SF: 0 SAC: 0 DP: 1 HBP: 0	WP: 0 PB: 0 SB: 0 CS: 0	PA: 35
<b>PITCHER</b>	IP WLS BF H R ER SO BB IBB HBP BLK WP HR S P ERA WHIP	IP WLS BF H R ER SO BB IBB HBP BLK WP HR S P ERA WHIP																		
Rick Sutcliffe, R ERA: 5.06	(1, 1) 8.0 W 31 6 1 1 6 2 0 0 0 0 0 0 0 8 8 1.12 1.000																			
Lee Smith, R ERA:	(9, 1) 1.0 4 1 0 0 2 0 0 0 0 0 0 0 8 8 0.00 1.000																			



Batter	1	2	3	4	5	6	7	8	9	10	AB	R	H	RBI	BB	SO	LOB
Bob Dernier, R OBP: 0.667, SLG: 1.000 Dave Martinez, L OBP: 0.278, SLG: 0.333	(1,8) X 0-0 F7	(1,8) X 0-0 F7		(1,8) X 0-0 2B		(1,8) X 0-0 FC1-5 2B		(1,8) X 0-0 F7		(1,8) X 0-0 F9	3	0	1	0	0	0	1
23 Ryne Sandberg, R OBP: 0.480, SLG: 0.611	(1,4) X 0-0 F4		(1,4) X 0-0 FC5 2B	(1,4) X 0-0 2B		(1,4) X 0-0 FC1-5 BB		(1,4) X 0-0 G6-4-3		(1,4) X 0-0 F6	5	0	2	1	1	0	1
Andre Dawson, R OBP: 0.348, SLG: 0.400	(1,9) X 0-0 2B BB		(1,9) X 0-0 K	(1,9) X 0-0 F8		(1,9) X 0-0 FC1-5				(1,9) X 0-0 K	5	1	1	0	1	2	5
Keith Moreland, R OBP: 0.300, SLG: 0.375 Ron Davis, R OBP: 0.211, SLG: 0.167 Chico Walker, S OBP: 0.211, SLG: 0.167	(1,5) X 0-0 2B (6,1) X 0-0 1B (9,7) X 1-H 2B		(1,5) X 0-0 FC5 BB		(1,5) X 0-0 K	(1,5) X 0-0 F9				(1,5) X 0-0 K	3	1	1	1	1	1	2
Jody Davis, R OBP: 0.429, SLG: 0.333	(1,2) X 0-0 1B		(1,2) X 0-0 FC5	(1,2) X 0-0 FC6-4		(1,2) X 0-0 1-3				(1,2) X 0-0 HR BB	4	2	2	1	1	0	4
Brian Davett, R OBP: 0.375, SLG: 0.875 Jerry Mumphy, S OBP: 0.750, SLG: 1.667 Lee Smith, R OBP: 0.250, SLG: 0.250	(1,7) X 0-0 F8 (9,PH) X 0-0 F8 (9,1) X 0-0 F8		(1,7) X 0-0 FC6-4		(1,7) X 0-0 HR					(1,7) X 0-0 HR	4	1	1	2	0	0	3
Leon Durham, L OBP: 0.455, SLG: 0.526	(1,3) X 0-0	(1,3) X 0-0 SH3-4 1B		(1,3) X 0-0 FC3-6 1B		(1,3) X 0-0 1B		(1,3) X 0-0 3-1		(1,3) X 0-0 HR	5	1	4	1	0	0	0
Shawon Dunston, R OBP: 0.182, SLG: 0.190	(1,6) X 0-0 F7		(1,6) X 0-0 F8		(1,6) X 0-0 K			(1,6) X 0-0 6-3		(1,6) X 0-0 1B	5	0	1	0	0	1	3
Greg Maddux, R Les Lancaster, R Frank DiPino, L Manny Trillo, R	(1,1) X 0-0 (4,1) X 0-0 (6,1) X 0-0 (6,5) X 0-0	(1,1) X 0-0 SH3-4 1-2		(1,1) X 0-0 FC3-6 1B		(1,1) X 0-0 K				(1,1) X 0-0 F3	1	1	0	0	0	0	1
	R: 2 H: 2 E: 0 LOB: 1 K: 0 BB: 1 S: 5	R: 0 H: 1 E: 0 LOB: 1 K: 0 BB: 0 S: 4	R: 0 H: 1 E: 0 LOB: 1 K: 1 BB: 1 S: 6	R: 1 H: 3 E: 0 LOB: 2 K: 3 BB: 0 S: 6	R: 2 H: 3 E: 0 LOB: 1 K: 3 BB: 0 S: 12	R: 0 H: 0 E: 0 LOB: 2 K: 0 BB: 2 S: 3	R: 0 H: 0 E: 0 LOB: 0 K: 0 BB: 0 S: 3	R: 0 H: 1 E: 0 LOB: 0 K: 0 BB: 0 S: 3	R: 3 H: 3 E: 0 LOB: 1 K: 2 BB: 0 S: 10	R: 0 H: 1 E: 0 LOB: 1 K: 0 BB: 0 S: 4	1B: 9 SF: 0 2B: 3 SAC: 1 3B: 0 DP: 1 HR: 3 HBP: 0	WP: 0 PA: 49 PB: 0 SB: 3 CS: 0					
	PITCHER IP WLS BF H R ER SO BB IBB HBP BLK WP HR S P ERA WHIP																
Shane Rawley, L ERA: 6.1	(1,1) 4.1																
Michael Jackson, R ERA: 6.1	(5,1) 0.2																
Kent Tekulve, R ERA: 1.5	(6,1) 3.0																
Steve Bedrosian, R ERA: 12.0	(9,1) 2.0																

**TOP**

**Chicago Cubs @ Philadelphia Phillies**  
Veterans Stadium, Philadelphia, PA

Sun Apr 12 1987, 3:33 AM EDT  
Att: 23,769 - Unknown

livebaseballscorecards.com

AB 43  
R 8  
H 15  
RBI 8  
BB 5  
SO 6  
LOB 24



Batter	1	2	3	4	5	6	7	8	9	10	AB	R	H	RBI	BB	SO	LOB
Milt Thompson, L OBP: 0.389, SLG: 0.412	(1,8) X 0-0 4-3		(1,8) X 0-0 1B	(1,8) X 0-0 3B 2B		(1,8) X 0-0 1B SF9				(1,8) X 0-0 K	5	3	2	0	1	1	1
Juan Samuel, R OBP: 0.348, SLG: 0.390	(1,4) X 0-0 4-3		(1,4) X 0-0 1B BLK	(1,4) X 0-0 1B 3B		(1,4) X 0-0 1B 1B				(1,4) X 0-0 2B 1B BB	4	4	3	3	2	0	0
Von Hayes, L OBP: 0.455, SLG: 0.389	(1,3) X 0-0 1B		(1,3) X 0-0 1B 1B	(1,3) X 0-0 F9 BLK		(1,3) X 0-0 FC4-6 1B				(1,3) X 0-0 F9	6	1	5	2	0	0	1
Mike Schmidt, R OBP: 0.381, SLG: 0.684	(1,5) X 0-0 F9		(1,5) X 0-0 1B	(1,5) X 0-0 F9		(1,5) X 0-0 SF9				(1,5) X 0-0 1B IBB	4	0	1	1	1	0	2
Mike Easler, L OBP: 0.444, SLG: 0.647 Chris James, R OBP: 0.167, SLG: 0.167	(1,7) X 0-0 (7,7) X 0-0	(1,7) X 0-3 K		(1,7) X 0-3 K		(1,7) X 0-0 FC4-6 1B				(1,7) X 0-3 K	4	0	2	2	0	2	1
Steve Bedrosian, R Ron Roenicke, S	(9,1) X 0-0 (10,PH) X 0-0		(9,1) X 0-0 1B		(9,1) X 0-0 K					(9,1) X 0-0 K	0	0	0	0	0	0	0
Glenn Wilson, R OBP: 0.318, SLG: 0.400	(1,9) X 0-0 FC1-6 1B		(1,9) X 0-0 K		(1,9) X 0-0 K					(1,9) X 0-0 FC4-6 BB	6	0	3	1	0	2	4
John Russell, R OBP: 0.333, SLG: 0.400	(1,2) X 0-0 FC1-6 1-2		(1,2) X 0-0 F4		(1,2) X 0-0 K					(1,2) X 0-0 K	4	0	0	0	1	2	4
Steve Jeltz, S OBP: 0.211, SLG: 0.211	(1,6) X 0-3 K		(1,6) X 0-0 1-3		(1,6) X 0-0 K					(1,6) X 0-0 6-3	5	0	1	0	0	2	4
Shane Rawley, R OBP: 0.250, SLG: 0.250 Michael Jackson, R ERA: 4.5 Kent Tekulve, R Ron Roenicke, S Greg Gross, L	(1,1) X 0-0 (5,1) X 0-0 (6,1) X 0-0 (9,7) X 0-0	(1,1) X 0-3 K		(1,1) X 0-0 K		(1,1) X 0-0 2B 3B 1B				(1,1) X 0-0 F5	2	1	1	0	0	1	0
	R: 0 H: 1 E: 0 LOB: 1 K: 0 BB: 0 S: 4	R: 0 H: 1 E: 0 LOB: 1 K: 2 BB: 0 S: 8	R: 3 H: 4 E: 0 LOB: 2 K: 2 BB: 1 S: 11	R: 3 H: 4 E: 0 LOB: 1 K: 1 BB: 0 S: 9	R: 0 H: 1 E: 0 LOB: 1 K: 2 BB: 0 S: 8	R: 2 H: 4 E: 0 LOB: 3 K: 1 BB: 1 S: 9	R: 0 H: 0 E: 0 LOB: 1 K: 0 BB: 2 S: 2	R: 0 H: 1 E: 0 LOB: 1 K: 2 BB: 0 S: 8	R: 0 H: 0 E: 0 LOB: 0 K: 1 BB: 0 S: 5	R: 1 H: 2 E: 0 LOB: 3 K: 1 BB: 2 S: 5	1B: 15 SF: 1 2B: 2 SAC: 0 3B: 1 DP: 0 HR: 0 HBP: 0	WP: 0 PA: 51 PB: 0 SB: 1 CS: 1					
	PITCHER IP WLS BF H R ER SO BB IBB HBP BLK WP HR S P ERA WHIP																
Greg Maddux, R ERA: 8.1	(1,1) 3.1																
Les Lancaster, R ERA: 4.5	(4,1) 1.2																
Frank DiPino, L ERA: 4.5	(6,1) 0.1																
Ron Davis, R ERA: 4.5	(6,1) 2.2																
Lee Smith, R ERA: 3.80	(9,1) 1.1																


**BOTTOM**

**Chicago Cubs @ Philadelphia Phillies**  
Veterans Stadium, Philadelphia, PA

Sun Apr 12 1987, 3:33 AM EDT  
Att: 23,769 - Unknown

livebaseballscorecards.com

AB 44  
R 9  
H 18  
RBI 9  
BB 6  
SO 12  
LOB 21





Batter	1	2	3	4	5	6	7	8	9	AB	R	H	RBI	BB	SO	LOB	TOP				
Bob Dernier, R (1, 8) OBP: 0.600, SLG: 1.100	5-3		23 1B		HR		4-3			4	1	2	2	0	0	0	<b>Chicago Cubs @ Philadelphia Phillies</b> Veterans Stadium, Philadelphia, PA Mon Apr 13 1987, 7:05 PM EDT Att: 15,366 - Unknown				
23 Ryne Sandberg, R (1, 4) OBP: 0.493, SLG: 0.771	K2-3		1B		F8		3H 4-0			3	0	1	0	1	1	0					
Andre Dawson, R (1, 9) OBP: 0.333, SLG: 0.500	HR		K		K2-3		L5			4	1	1	1	0	2	3					
Keith Moreland, R (1, 5) OBP: 0.250, SLG: 0.300	K		F6				4-3		6-3	4	0	0	0	0	1	2					
Manny Trillo, R (8, 5) OBP: 0.250, SLG: 0.250			1-2							0	0	0	0	0	0	0					
Jody Davis, R (1, 2) OBP: 0.455, SLG: 0.333		2B PB	K				1-5-3		1B	3	1	1	0	1	1	2					
Brian Davett, R (1, 7) OBP: 0.333, SLG: 0.750		PB			F6		K		G1-4-6-3	4	0	1	0	0	1	1					
Leon Durham, L (1, 3) OBP: 0.423, SLG: 0.455	5-3									3	1	0	0	1	2	2					
Shawon Dunston, R (1, 6) OBP: 0.192, SLG: 0.200	K				F8		E5		4-3	4	1	1	0	0	1	2					
Jamie Moyer, L (1, 1)	4-3						SH1-4		6-3	3	0	0	0	0	0	1					
Lee Smith, R (9, 1)	2-3 3H				1-3		SH1-4			0	0	0	0	0	0	0					
<b>Inning Stats</b>	R: 1 E: 0 K: 2 S: 8	H: 1 LOB: 0 BB: 0 P: 8	R: 0 E: 0 K: 1 S: 6	H: 2 LOB: 2 BB: 0 P: 10	R: 0 E: 0 K: 2 S: 9	H: 0 LOB: 0 BB: 0 P: 9	R: 1 E: 0 K: 1 S: 6	H: 1 LOB: 0 BB: 0 P: 6	R: 0 E: 0 K: 1 S: 5	H: 0 LOB: 0 BB: 0 P: 5	R: 2 E: 1 K: 0 S: 4	H: 1 LOB: 1 BB: 2 P: 12	R: 0 E: 0 K: 0 S: 3	H: 1 LOB: 0 BB: 0 P: 3	R: 0 E: 0 K: 1 S: 5	H: 0 LOB: 0 BB: 0 P: 5	1B: 4 2B: 1 3B: 0 HR: 2	SF: 0 SAC: 1 DP: 1 HBP: 0	WP: 0 PB: 1 SB: 1 CS: 0	PA: 36	
<b>PITCHER</b>	IP	WLS	BF	H	R	ER	SO	BB	IBB	HBP	BLK	WP	HR	S	P	ERA	WHIP				
Don Carman, L (1, 1) ERA: 3.6	5.0	L	21	5	3	2	7	1	0	0	0	0	2	34	38	3.60	1.200				
Tom Hume, R (6, 1) ERA: 8.75	3.0		12	2	2	1	1	2	0	0	0	0	0	12	20	3.00	1.333				
Dan Schatzeder, L (9, 1) ERA: 1.5	1.0	S	3	0	0	0	1	0	0	0	0	0	0	5	5	0.00	0.000				

AB	32
R	5
H	7
RBI	3
BB	3
SO	9
LOB	13



Batter	1	2	3	4	5	6	7	8	9	AB	R	H	RBI	BB	SO	LOB	BOTTOM				
Chris James, R (1, 8) OBP: 0.100, SLG: 0.100	K		K			P4		K		4	0	0	0	0	3	1	<b>Chicago Cubs @ Philadelphia Phillies</b> Veterans Stadium, Philadelphia, PA Mon Apr 13 1987, 7:05 PM EDT Att: 15,366 - Unknown				
Juan Samuel, R (1, 4) OBP: 0.333, SLG: 0.333	K		K			K			BB	4	1	1	0	0	3	1					
Von Hayes, L (1, 3) OBP: 0.462, SLG: 0.350					6-3	6-3			BB	2	1	0	0	2	0	0					
Mike Schmidt, R (1, 5) OBP: 0.400, SLG: 0.636	K				F8		FC4-6		BB	3	0	1	1	1	1	1					
Lance Parrish, R (1, 2) OBP: 0.350, SLG: 0.188							F6		BB	2	0	1	1	2	0	1					
Glenn Wilson, R (1, 9) OBP: 0.269, SLG: 0.333					5-3		FC4-6		F8	4	0	0	0	0	0	5					
Mike Easler, L (1, 7) OBP: 0.364, SLG: 0.524					F7		K		K	4	0	0	0	0	3	3					
Steve Jeltz, S (1, 6) OBP: 0.227, SLG: 0.190										2	0	0	0	1	1	0					
Ron Roenicke, S (9, PH)									F4	1	0	0	0	0	0	2					
Don Carman, L (1, 1)										1	0	0	0	0	0	1					
Rick Schu, R (5, PH)										1	0	0	0	0	1	0					
Tom Hume, R (6, 1)										0	0	0	0	0	0	0					
Luis Aguayo, R (8, PH)										1	0	0	0	0	1	0					
Dan Schatzeder, L (9, 1) OBP: 0.333, SLG: 0.333										0	0	0	0	0	0	0					
<b>Inning Stats</b>	R: 0 E: 0 K: 3 S: 9	H: 0 LOB: 0 BB: 1 P: 13	R: 0 E: 0 K: 0 S: 2	H: 0 LOB: 0 BB: 1 P: 6	R: 0 E: 0 K: 2 S: 7	H: 0 LOB: 1 BB: 1 P: 11	R: 0 E: 0 K: 0 S: 3	H: 0 LOB: 1 BB: 1 P: 7	R: 0 E: 0 K: 1 S: 5	H: 0 LOB: 0 BB: 0 P: 5	R: 0 E: 0 K: 1 S: 5	H: 0 LOB: 0 BB: 0 P: 9	R: 0 E: 0 K: 2 S: 7	H: 0 LOB: 2 BB: 0 P: 7	R: 2 E: 0 K: 1 S: 8	H: 3 LOB: 2 BB: 1 P: 12	1B: 3 2B: 0 3B: 0 HR: 0	SF: 0 SAC: 0 DP: 1 HBP: 0	WP: 0 PB: 0 SB: 0 CS: 0	PA: 35	
<b>PITCHER</b>	IP	WLS	BF	H	R	ER	SO	BB	IBB	HBP	BLK	WP	HR	S	P	ERA	WHIP				
Jamie Moyer, L (1, 1) ERA: 2.16	8.0	W	31	2	2	2	12	6	0	0	0	0	0	6	6	2.25	1.000				
Lee Smith, R (9, 1) ERA: 2.7	1.0	S	4	1	0	0	1	0	0	0	0	0	0	6	6	0.00	1.000				

AB	29
R	2
H	3
RBI	2
BB	6
SO	13
LOB	15





Batter	1	2	3	4	5	6	7	8	9	AB	R	H	RBI	BB	SO	LOB	TOP				
Mookie Wilson, S OBP: 0.250, SLG: 0.250 Jesse Orosco, R (9, 1)	4-3		6-3	P3		F8		E9	5 0	1 0	1 0	1 0	0 0	0 0	0 0	3					
Tim Lincecum, R OBP: 0.333, SLG: 0.500 Wally Backman, S OBP: 0.300, SLG: 0.350 (7, PH)	1-3		6-3		G4-6-3		L6	E4	3 2	0 0	1 0	0 0	0 0	0 0	0 0	0					
Keith Hernandez, L OBP: 0.231, SLG: 0.208 (1, 3)	K			FC5-4	G4-6-3		F9	F7	4 4	1 1	0 0	0 1	1 1	2							
Gary Carter, R OBP: 0.308, SLG: 0.423 (1, 2)			FC5-4		5-3		K	F7	5 3	1 1	1 2	0 1	0 1	0 0	2						
Darryl Strawberry, L OBP: 0.417, SLG: 0.857 (1, 9)				K				F7	3 4	1 1	1 0	2 0	1 0	1 1	0						
Kevin McReynolds, R OBP: 0.391, SLG: 0.737 (1, 7)	K			1B	FC5-4		F8	F8	4 3	1 1	1 2	0 1	0 1	0	2						
Howard Johnson, S OBP: 0.435, SLG: 0.526 (1, 5)				FC5-4				K	3 0	1 1	2 1	1 1	1 0								
Rafael Santana, R OBP: 0.150, SLG: 0.105 Lenny Dykstra, L OBP: 0.321, SLG: 0.765 (9, PH)	G4-6-3								2 0	0 1	0 0	1 1	0 0	1 0	1						
Ron Darling, R Lee Mazzilli, S Al Pedrique, R (9, 6)	6-3			FC5-4				K	3 1	0 0	0 0	1 0	1 1	1 0	3						
<b>Inning Stats</b>	R: 2 E: 0 K: 2 S: 10	H: 2 LOB: 1 BB: 0 P: 10	R: 0 E: 1 K: 0 S: 3	H: 0 LOB: 0 BB: 0 P: 3	R: 0 E: 0 K: 0 S: 3	H: 0 LOB: 1 BB: 1 P: 7	R: 1 E: 0 K: 1 S: 7	H: 2 LOB: 2 BB: 1 P: 11	R: 0 E: 0 K: 0 S: 3	H: 1 LOB: 0 BB: 0 P: 3	R: 0 E: 0 K: 1 S: 5	H: 0 LOB: 0 BB: 0 P: 5	R: 0 E: 0 K: 1 S: 5	H: 0 LOB: 0 BB: 0 P: 5	R: 2 E: 2 K: 1 S: 7	H: 1 LOB: 1 BB: 1 P: 11	1B: 5 2B: 1 3B: 0 HR: 1	SF: 0 SAC: 0 DP: 2 HBP: 0	WP: 0 PB: 1 CS: 2	PA: 40	
<b>PITCHER</b>	IP WLS BF H R ER SO BB IBB HBP BLK WP HR S P ERA WHIP	IP WLS BF H R ER SO BB IBB HBP BLK WP HR S P ERA WHIP	IP WLS BF H R ER SO BB IBB HBP BLK WP HR S P ERA WHIP	IP WLS BF H R ER SO BB IBB HBP BLK WP HR S P ERA WHIP	IP WLS BF H R ER SO BB IBB HBP BLK WP HR S P ERA WHIP	IP WLS BF H R ER SO BB IBB HBP BLK WP HR S P ERA WHIP	IP WLS BF H R ER SO BB IBB HBP BLK WP HR S P ERA WHIP	IP WLS BF H R ER SO BB IBB HBP BLK WP HR S P ERA WHIP	IP WLS BF H R ER SO BB IBB HBP BLK WP HR S P ERA WHIP	IP WLS BF H R ER SO BB IBB HBP BLK WP HR S P ERA WHIP	IP WLS BF H R ER SO BB IBB HBP BLK WP HR S P ERA WHIP	IP WLS BF H R ER SO BB IBB HBP BLK WP HR S P ERA WHIP	IP WLS BF H R ER SO BB IBB HBP BLK WP HR S P ERA WHIP	IP WLS BF H R ER SO BB IBB HBP BLK WP HR S P ERA WHIP	IP WLS BF H R ER SO BB IBB HBP BLK WP HR S P ERA WHIP	IP WLS BF H R ER SO BB IBB HBP BLK WP HR S P ERA WHIP	IP WLS BF H R ER SO BB IBB HBP BLK WP HR S P ERA WHIP	IP WLS BF H R ER SO BB IBB HBP BLK WP HR S P ERA WHIP	IP WLS BF H R ER SO BB IBB HBP BLK WP HR S P ERA WHIP	IP WLS BF H R ER SO BB IBB HBP BLK WP HR S P ERA WHIP	IP WLS BF H R ER SO BB IBB HBP BLK WP HR S P ERA WHIP

New York Mets @ Philadelphia Phillies  
Veterans Stadium, Philadelphia, PA  
Tue Apr 14 1987, 7:05 PM EDT  
Att: 22,836 - Unknown

AB	35
R	7
H	7
RBI	6
BB	5
SO	7
LOB	14



Batter	1	2	3	4	5	6	7	8	9	AB	R	H	RBI	BB	SO	LOB	BOTTOM					
Milt Thompson, L OBP: 0.348, SLG: 0.409 (1, 8)	5-3		1-3				L5		5-3	5 3	1 1	0 0	0 0	0 0	0							
Juan Samuel, R OBP: 0.375, SLG: 0.333 (1, 4)				BLK			K		P3	3 4	1 1	0 0	2 1	1 0								
Von Hayes, L OBP: 0.484, SLG: 0.417 (1, 3)	L5		3-1							4 4	1 2	2 2	1 0	2								
Mike Schmidt, R OBP: 0.400, SLG: 0.692 (1, 5)	K			1B			F4		F8	4 4	2 1	2 2	1 1	3								
Mike Easter, L OBP: 0.462, SLG: 0.600 Chris James, R OBP: 0.100, SLG: 0.100 (8, PR)										4 0	0 0	4 0	0 0	0 0	0							
Lance Parrish, R OBP: 0.333, SLG: 0.200 (1, 2)	K			G5-4-3			F4			4 0	1 0	0 0	1 1	3								
Ron Roenicke, S (1, 9)										4 0	0 0	0 0	0 0	0	3							
Steve Jeltz, S OBP: 0.240, SLG: 0.208 Greg Gross, L OBP: 0.100, SLG: 0.100 (8, PH)										3 1	0 0	1 0	0 0	1 0	1							
Steve Bedrosian, R (9, 1)	4-3									1 0	0 0	0 0	0 0	0	2							
Bruce Ruffin, S Michael Jackson, R Luis Aguayo, R (8, PH)										2 1	0 0	0 0	0 0	1 0	1							
<b>Inning Stats</b>	R: 0 E: 0 K: 1 S: 5	H: 0 LOB: 1 BB: 1 P: 9	R: 0 E: 0 K: 1 S: 6	H: 1 LOB: 0 BB: 0 P: 6	R: 0 E: 0 K: 1 S: 6	H: 1 LOB: 1 BB: 0 P: 6	R: 1 E: 0 K: 0 S: 3	H: 1 LOB: 0 BB: 1 P: 7	R: 4 E: 0 K: 0 S: 7	H: 5 LOB: 1 BB: 1 P: 11	R: 0 E: 0 K: 2 S: 7	H: 0 LOB: 0 BB: 0 P: 7	R: 0 E: 0 K: 1 S: 6	H: 1 LOB: 1 BB: 0 P: 6	R: 0 E: 0 K: 0 S: 5	H: 2 LOB: 2 BB: 0 P: 5	R: 0 E: 0 K: 0 S: 3	H: 0 LOB: 1 BB: 1 P: 7	1B: 8 2B: 2 3B: 0 HR: 1	SF: 0 SAC: 0 DP: 2 HBP: 0	WP: 0 PB: 1 CS: 0	PA: 40
<b>PITCHER</b>	IP WLS BF H R ER SO BB IBB HBP BLK WP HR S P ERA WHIP	IP WLS BF H R ER SO BB IBB HBP BLK WP HR S P ERA WHIP	IP WLS BF H R ER SO BB IBB HBP BLK WP HR S P ERA WHIP	IP WLS BF H R ER SO BB IBB HBP BLK WP HR S P ERA WHIP	IP WLS BF H R ER SO BB IBB HBP BLK WP HR S P ERA WHIP	IP WLS BF H R ER SO BB IBB HBP BLK WP HR S P ERA WHIP	IP WLS BF H R ER SO BB IBB HBP BLK WP HR S P ERA WHIP	IP WLS BF H R ER SO BB IBB HBP BLK WP HR S P ERA WHIP	IP WLS BF H R ER SO BB IBB HBP BLK WP HR S P ERA WHIP	IP WLS BF H R ER SO BB IBB HBP BLK WP HR S P ERA WHIP	IP WLS BF H R ER SO BB IBB HBP BLK WP HR S P ERA WHIP	IP WLS BF H R ER SO BB IBB HBP BLK WP HR S P ERA WHIP	IP WLS BF H R ER SO BB IBB HBP BLK WP HR S P ERA WHIP	IP WLS BF H R ER SO BB IBB HBP BLK WP HR S P ERA WHIP	IP WLS BF H R ER SO BB IBB HBP BLK WP HR S P ERA WHIP	IP WLS BF H R ER SO BB IBB HBP BLK WP HR S P ERA WHIP	IP WLS BF H R ER SO BB IBB HBP BLK WP HR S P ERA WHIP	IP WLS BF H R ER SO BB IBB HBP BLK WP HR S P ERA WHIP	IP WLS BF H R ER SO BB IBB HBP BLK WP HR S P ERA WHIP	IP WLS BF H R ER SO BB IBB HBP BLK WP HR S P ERA WHIP	IP WLS BF H R ER SO BB IBB HBP BLK WP HR S P ERA WHIP	

New York Mets @ Philadelphia Phillies  
Veterans Stadium, Philadelphia, PA  
Tue Apr 14 1987, 7:05 PM EDT  
Att: 22,836 - Unknown

AB	36
R	5
H	11
RBI	4
BB	4
SO	6
LOB	17










Batter	1	2	3	4	5	6	7	8	9	AB	R	H	RBI	BB	SO	LOB	TOP			
Lenny Dykstra, L OBP: 0.429, SLG: 0.760										5	1	3	0	0	1	0	<b>New York Mets @ Philadelphia Phillies</b> Veterans Stadium, Philadelphia, PA Thu Apr 16 1987, 7:05 PM EDT Att: 16,350 - Unknown			
Wally Backman, S OBP: 0.345, SLG: 0.333										3	3	1	2	2	1	1				
Keith Hernandez, L Lee Mazzilli, S										3	2	1	0	1	0	1				
Gary Carter, R Barry Lyons, R										4	1	1	1	0	1	5				
Darryl Strawberry, L Mookie Wilson, S										2	1	1	4	1	1	0				
Kevin McReynolds, R										5	0	1	0	0	1	4				
Howard Johnson, S										4	0	0	1	1	1	3				
Rafael Santana, R										4	0	0	0	0	1	4				
Rick Aguilera, R Terry Leach, R										4	1	1	0	0	3	0				
<b>Inning Stats</b>	R: 2 E: 0 K: 1 S: 6	H: 1 LOB: 3 BB: 4 P: 22	R: 5 E: 1 K: 0 S: 8	H: 5 LOB: 0 BB: 0 P: 8	R: 0 E: 0 K: 3 S: 9	H: 0 LOB: 0 BB: 0 P: 9	R: 2 E: 1 K: 1 S: 7	H: 1 LOB: 1 BB: 1 P: 11	R: 0 E: 0 K: 1 S: 5	H: 0 LOB: 0 BB: 0 P: 5	R: 0 E: 0 K: 2 S: 8	H: 1 LOB: 1 BB: 0 P: 8	R: 0 E: 0 K: 1 S: 6	H: 1 LOB: 1 BB: 0 P: 6	R: 0 E: 0 K: 0 S: 4	H: 1 LOB: 1 BB: 0 P: 4	1B: 5 2B: 2 3B: 2 HR: 1	SF: 1 SAC: 0 DP: 0 HBP: 0	WP: 0 PB: 0 SB: 0 CS: 0	PA: 43
<b>PITCHER</b>	IP WLS BF H R ER SO BB IBB HBP BLK WP HR S P ERA WHIP																			
Joe Cowley, R ERA: 48.6	(1, 1) 1.0 L 11 4 5 5 1 4 0 0 0 0 0 0 9 25 45.00 8.000																			
Tom Hume, R ERA: 8.22	(2, 1) 1.0 5 2 2 2 0 0 0 0 0 0 0 1 5 5 18.00 2.000																			
Michael Jackson, R ERA: 0.87	(3, 1) 3.0 12 1 2 1 5 1 0 0 0 0 0 0 21 25 3.00 0.667																			
Dan Schatzeder, L ERA: 0.77	(6, 1) 3.0 11 2 0 0 4 0 0 0 0 0 0 0 19 19 0.00 0.667																			
Steve Bedrosian, R ERA: 9.0	(9, 1) 1.0 4 1 0 0 0 0 0 0 0 0 0 0 4 4 0.00 1.000																			

AB	37
R	9
H	10
RBI	8
BB	5
SO	10
LOB	19



Batter	1	2	3	4	5	6	7	8	9	AB	R	H	RBI	BB	SO	LOB	BOTTOM					
Milt Thompson, L OBP: 0.303, SLG: 0.344										5	0	0	0	0	1	1	<b>New York Mets @ Philadelphia Phillies</b> Veterans Stadium, Philadelphia, PA Thu Apr 16 1987, 7:05 PM EDT Att: 16,350 - Unknown					
Juan Samuel, R OBP: 0.381, SLG: 0.361										5	2	3	0	0	0	0						
Von Hayes, L Greg Gross, L										2	0	0	0	1	1	2						
Mike Schmidt, R Luis Aguayo, R										2	1	2	2	0	0	0						
Mike Easter, L										4	0	1	1	0	0	1						
Lance Parrish, R										3	0	1	0	1	1	2						
Glenn Wilson, R Chris James, R										1	0	1	0	0	0	0						
Steve Jeltz, S										3	0	0	0	1	1	5						
Joe Cowley, R Tom Hume, R Rick Schu, R Michael Jackson, R Dan Schatzeder, L Steve Bedrosian, R Ron Roenicke, S	(1, 1) (2, 1) (2, PH) (3, 1) (5, PH) (6, 1) (9, PH)									0	0	0	0	0	0	0						
<b>Inning Stats</b>	R: 0 E: 0 K: 2 S: 7	H: 0 LOB: 1 BB: 1 P: 11	R: 0 E: 0 K: 1 S: 7	H: 2 LOB: 2 BB: 0 P: 7	R: 0 E: 0 K: 0 S: 3	H: 1 LOB: 0 BB: 0 P: 3	R: 0 E: 0 K: 0 S: 3	H: 0 LOB: 0 BB: 0 P: 3	R: 0 E: 0 K: 1 S: 4	H: 0 LOB: 0 BB: 1 P: 8	R: 1 E: 1 K: 2 S: 10	H: 2 LOB: 2 BB: 0 P: 10	R: 0 E: 0 K: 1 S: 6	H: 1 LOB: 1 BB: 0 P: 6	R: 2 E: 0 K: 1 S: 8	H: 3 LOB: 2 BB: 1 P: 12	R: 0 E: 0 K: 0 S: 3	H: 0 LOB: 0 BB: 0 P: 3	1B: 7 2B: 2 3B: 0 HR: 0	SF: 0 SAC: 0 DP: 2 HBP: 0	WP: 2 PB: 0 SB: 0 CS: 0	PA: 38
<b>PITCHER</b>	IP WLS BF H R ER SO BB IBB HBP BLK WP HR S P ERA WHIP																					
Rick Aguilera, R Terry Leach, R	(1, 1) 8.0 W 35 9 3 3 8 3 0 0 0 0 2 0 3 3 0.00 0.000																					

AB	35
R	3
H	9
RBI	3
BB	3
SO	8
LOB	19





Batter	1	2	3	4	5	6	7	8	9	10	AB	R	H	RBI	BB	SO	LOB	TOP				
Mitt Thompson, L OBP: 0.289, SLG: 0.378 (1, 8)	0-0 4-3		0-0 6-3		0-0 F8			0-3 K		0-0 E 3B	5	1	1	2	0	1	3					
Juan Samuel, R OBP: 0.340, SLG: 0.317 (1, 4)	0-3 K		0-0 F9		0-3 K			0-3 K		0-0 E3	5	0	0	0	0	0	3					
Von Hayes, L OBP: 0.455, SLG: 0.313 (1, 3)	0-0 F8			0-3 K		4-0 CS BB			0-3 K	0-3 K	4	0	0	0	1	3	1					
Mike Schmidt, R OBP: 0.405, SLG: 0.657 (1, 5)		0-0 HR		0-0 F8		0-0 P6			0-0 6-3	4-0 IBB	4	1	1	1	1	0	1					
Lance Parrish, R OBP: 0.378, SLG: 0.161 Michael Jackson, R OBP: 0.378, SLG: 0.161 Kent Tekulve, R OBP: 0.378, SLG: 0.161 Mike Easter, L OBP: 0.378, SLG: 0.161 Dan Schatzeder, L OBP: 0.378, SLG: 0.161 Steve Bedrosian, R OBP: 0.378, SLG: 0.161 (1, 3)	0-0 F6			0-0 P6		0-3 K			0-0 1-3	0-3 K	3	0	0	0	0	0	1					
Glenn Wilson, R OBP: 0.230, SLG: 0.345 (1, 9)	0-0 F8				0-0 BB E 1B			0-0 F9		0-0 6-3	4	1	1	0	0	0						
Chris James, R OBP: 0.286, SLG: 0.316 (1, 7)	0-0 P6				4-0 E BB			0-0 F2		0-0 1B 1B	3	1	1	0	1	0	0					
Luis Aguayo, R OBP: 0.500, SLG: 0.750 Steve Jeltz, S OBP: 0.212, SLG: 0.161 (1, 6)			0-0 SH1-4 2B		0-0 E5			0-0 4-3		0-0 1B 3B 1B	4	1	2	0	0	0	1					
Shane Rawley, R OBP: 0.200, SLG: 0.200 John Russell, R OBP: 0.375, SLG: 0.429 (6, 2)			0-0 SH1-4 2-3		0-3 K			0-0 5-3		0-0 1-3 2-4 3B 1B	1	0	0	0	0	1	2					
<b>Inning Stats</b>	R: 0 E: 0 K: 1 S: 5	H: 0 LOB: 0 BB: 0 P: 5	R: 1 E: 0 K: 0 S: 4	H: 1 LOB: 0 BB: 0 P: 4	R: 0 E: 0 K: 0 S: 4	H: 1 LOB: 1 BB: 0 P: 4	R: 0 E: 0 K: 1 S: 5	H: 0 LOB: 0 BB: 0 P: 5	R: 1 E: 1 K: 2 S: 9	H: 1 LOB: 2 BB: 1 P: 13	R: 0 E: 0 K: 1 S: 4	H: 0 LOB: 0 BB: 1 P: 8	R: 0 E: 0 K: 2 S: 7	H: 0 LOB: 0 BB: 0 P: 7	R: 0 E: 0 K: 1 S: 5	H: 0 LOB: 0 BB: 0 P: 5	R: 4 E: 1 K: 2 S: 12	H: 4 LOB: 2 BB: 1 P: 16	1B: 4 2B: 1 3B: 1 HR: 1	SF: 0 SAC: 1 DP: 0 HBP: 0	WP: 0 PA: 41	
<b>PITCHER</b>	IP WLS BF H R ER SO ERA WHIP	IP WLS BF H R ER SO ERA WHIP	IP WLS BF H R ER SO ERA WHIP	IP WLS BF H R ER SO ERA WHIP	IP WLS BF H R ER SO ERA WHIP	IP WLS BF H R ER SO ERA WHIP	IP WLS BF H R ER SO ERA WHIP	IP WLS BF H R ER SO ERA WHIP	IP WLS BF H R ER SO ERA WHIP	IP WLS BF H R ER SO ERA WHIP	IP WLS BF H R ER SO ERA WHIP	IP WLS BF H R ER SO ERA WHIP	IP WLS BF H R ER SO ERA WHIP	IP WLS BF H R ER SO ERA WHIP	IP WLS BF H R ER SO ERA WHIP	IP WLS BF H R ER SO ERA WHIP	IP WLS BF H R ER SO ERA WHIP	IP WLS BF H R ER SO ERA WHIP	IP WLS BF H R ER SO ERA WHIP	IP WLS BF H R ER SO ERA WHIP	IP WLS BF H R ER SO ERA WHIP	IP WLS BF H R ER SO ERA WHIP
Bob Patterson, L ERA: 2.5 (1, 1)	7.0	26	3	2	1	5	2	0	0	0	0	0	0	0	0	0	0	1.29	0.714			
John Smiley, L ERA: (8, 1)	1.0	3	0	0	0	2	0	0	0	0	0	0	0	0	0	0	0	0.00	0.000			
Barry Jones, R ERA: 9.64 (9, 1)	2.0	12	4	4	3	3	0	1	0	0	0	0	0	0	0	0	0	13.50	2.000			

Philadelphia Phillies @ Pittsburgh Pirates  
Three Rivers Stadium, Pittsburgh, PA  
Fri Apr 17 1987, 7:05 PM EDT  
Att. 10,105 - Unknown

AB	37
R	6
H	7
RBI	4
BB	3
SO	10
LOB	14



Batter	1	2	3	4	5	6	7	8	9	10	AB	R	H	RBI	BB	SO	LOB	BOTTOM			
Barry Bonds, L OBP: 0.282, SLG: 0.219 (1, 8)	0-0 P4		0-0 4-3		0-0 F9		4-0 BLK BB		0-0 4-3		4	0	0	0	1	0	0				
Andy Van Slyke, L OBP: 0.405, SLG: 0.531 (1, 9)	4-0 1B S BB		0-0 G5-4-3 1B		0-0 3-1		0-3 K		0-0 G3		4	1	1	0	1	1	1				
Johnny Ray, S OBP: 0.333, SLG: 0.289 (1, 4)	0-0 1B 1-3 1B		0-0 G5-4-3 1-2		4-0 FC6-4 BB		0-0 1B SF9 1B		4-0 1B BB		3	1	2	0	2	0	1				
Jim Morrison, R OBP: 0.513, SLG: 0.784 (1, 5)	0-0 F5			4-0 E 1B BB	0-0 FC6-4 1-2		0-0 1B SF9 1B		0-0 1B 1-2 1B		4	0	2	0	1	0	3				
Mike Diaz, R OBP: 0.333, SLG: 0.538 Bill Almon, R (1, 7)	0-0 1-3 3H 1B			0-0 E 1B	0-0 FC6-4 1-2		0-0 SF9 1B		0-0 F9		4	0	2	2	0	0	2				
Sid Bream, L OBP: 0.333, SLG: 0.313 (1, 3)	0-0 G3			1-2 E 1B	0-0 E1		0-0 F8		4-0 1B IBB		4	0	0	0	1	1	4				
Junior Ortiz, R OBP: 0.364, SLG: 0.316 Michael LaValliere, L OBP: 0.333, SLG: 0.357 (10, PH)		0-0 E9 CS 2B		0-0 F9		0-0 6-3		0-0 F3		0-0 G3	4	0	1	0	0	0	5				
Rafael Belliard, R OBP: 0.242, SLG: 0.300 (1, 6)		0-0 4-3		0-0 F3		0-0 1-3		0-0 1-2 2-3 1B		4-0 BB	4	0	1	0	1	0	4				
Bob Patterson, R John Cangelosi, S John Smiley, L R.J. Reynolds, S Barry Jones, R Bobby Bonilla, S OBP: 0.333, SLG: 0.345 (10, PH)	0-0 F8 3H			0-3 K		0-3 K		0-3 K		0-0 P6	2	0	0	0	0	1	4				
<b>Inning Stats</b>	R: 1 E: 0 K: 0 S: 5	H: 2 LOB: 2 BB: 1 P: 9	R: 0 E: 1 K: 0 S: 3	H: 1 LOB: 0 BB: 0 P: 3	R: 0 E: 0 K: 0 S: 3	H: 1 LOB: 1 BB: 0 P: 3	R: 0 E: 1 K: 1 S: 7	H: 3 LOB: 3 BB: 1 P: 11	R: 0 E: 0 K: 2 S: 7	H: 0 LOB: 1 BB: 0 P: 11	R: 1 E: 0 K: 1 S: 8	H: 3 LOB: 3 BB: 1 P: 12	R: 0 E: 0 K: 0 S: 4	H: 1 LOB: 2 BB: 1 P: 8	R: 0 E: 0 K: 1 S: 5	H: 0 LOB: 1 BB: 1 P: 9	1B: 8 2B: 1 3B: 0 HR: 0	SF: 1 SAC: 0 DP: 1 HBP: 0	WP: 0 PA: 45		
<b>PITCHER</b>	IP WLS BF H R ER SO ERA WHIP	IP WLS BF H R ER SO ERA WHIP	IP WLS BF H R ER SO ERA WHIP	IP WLS BF H R ER SO ERA WHIP	IP WLS BF H R ER SO ERA WHIP	IP WLS BF H R ER SO ERA WHIP	IP WLS BF H R ER SO ERA WHIP	IP WLS BF H R ER SO ERA WHIP	IP WLS BF H R ER SO ERA WHIP	IP WLS BF H R ER SO ERA WHIP	IP WLS BF H R ER SO ERA WHIP	IP WLS BF H R ER SO ERA WHIP	IP WLS BF H R ER SO ERA WHIP	IP WLS BF H R ER SO ERA WHIP	IP WLS BF H R ER SO ERA WHIP	IP WLS BF H R ER SO ERA WHIP	IP WLS BF H R ER SO ERA WHIP	IP WLS BF H R ER SO ERA WHIP	IP WLS BF H R ER SO ERA WHIP	IP WLS BF H R ER SO ERA WHIP	IP WLS BF H R ER SO ERA WHIP
Shane Rawley, L ERA: 4.7 (1, 1)	5.0	22	5	1	1	1	3	0	0	0	0	0	0	0	0	0	0	1.80	1.600		
Michael Jackson, R ERA: 0.73 (6, 1)	2.0	7	0	0	0	2	1	0	0	0	0	0	0	0	0	0	0	0.00	0.500		
Kent Tekulve, R ERA: 4.91 (8, 1)	1.0	7	3	1	1	1	0	1	0	0	0	0	0	0	0	0	0	9.00	3.000		
Dan Schatzeder, L ERA: 0.73 (9, 1)	0.2	3	0	0	0	0	1	0	0	0	0	0	0	0	0	0	0	0.00	1.500		
Steve Bedrosian, R ERA: 7.11 (9, 1)	1.1	W	6	1	0	0	1	0	0	0	0	0	0	0	0	0	0	0.00	1.500		

Philadelphia Phillies @ Pittsburgh Pirates  
Three Rivers Stadium, Pittsburgh, PA  
Fri Apr 17 1987, 7:05 PM EDT  
Att. 10,105 - Unknown

AB	37
R	2
H	9
RBI	2
BB	7
SO	5
LOB	28





Batter	1	2	3	4	5	6	7	8	9	AB	R	H	RBI	BB	SO	LOB	TOP										
<b>Mitt Thompson, L</b> OBP: 0.302, SLG: 0.381										5	1	2	0	0	1	1	<b>Philadelphia Phillies @ Pittsburgh Pirates</b> <b>Three Rivers Stadium, Pittsburgh, PA</b> Sat Apr 18 1987, 3:33 AM EDT Att: 19,361 - Unknown										
<b>Juan Samuel, R</b> OBP: 0.327, SLG: 0.289										4	1	0	0	1	2	1											
<b>Von Hayes, L</b> OBP: 0.490, SLG: 0.324										2	2	1	0	3	1	0											
<b>Mike Schmidt, R</b> OBP: 0.404, SLG: 0.692										4	2	1	3	1	0	3											
<b>Mike Easter, L</b> OBP: 0.385, SLG: 0.474										4	1	2	1	0	1	2											
<b>Chris James, R</b> OBP: 0.318, SLG: 0.316										0	0	0	0	1	0	0											
<b>Kent Tekulve, R</b>										0	0	0	0	0	0	0											
<b>Lance Parrish, R</b> OBP: 0.286, SLG: 0.250										5	1	1	3	0	0	4											
<b>Glenn Wilson, R</b> OBP: 0.286, SLG: 0.333										4	0	1	0	0	0	1											
<b>Luis Aguayo, R</b> OBP: 0.417, SLG: 0.583										4	0	1	0	0	1	2											
<b>Steve Bedrosian, R</b>										0	0	0	0	0	0	0											
<b>Rick Schu, R</b>										0	0	0	0	0	0	0											
<b>Don Carman, L</b>										3	0	0	0	0	3	2											
<b>Steve Jeltz, S</b> OBP: 0.212, SLG: 0.161										0	0	0	0	0	0	0											
<b>Greg Gross, L</b> OBP: 0.250, SLG: 0.143										1	0	0	0	0	0	0											
<b>Inning Stats</b>	R: 1 E: 0 K: 1 S: 6	H: 1 LOB: 2 BB: 2 P: 14	R: 0 E: 0 K: 3 S: 10	H: 1 LOB: 1 BB: 0 P: 10	R: 4 E: 0 K: 0 S: 6	H: 3 LOB: 0 BB: 1 P: 10	R: 0 E: 0 K: 2 S: 7	H: 0 LOB: 0 BB: 0 P: 7	R: 0 E: 0 K: 1 S: 5	H: 1 LOB: 1 BB: 0 P: 6	R: 0 E: 0 K: 1 S: 5	H: 0 LOB: 1 BB: 1 P: 9	R: 0 E: 0 K: 0 S: 4	H: 1 LOB: 1 BB: 0 P: 4	R: 3 E: 0 K: 0 S: 5	H: 2 LOB: 1 BB: 2 P: 13	1B: 7 2B: 0 3B: 0 HR: 2	SF: 0 SAC: 0 DP: 0 HBP: 0	WP: 2 PB: 0 SB: 5 CS: 0	PA: 42							
<b>PITCHER</b>	IP	WLS	BF	H	R	ER	SO	BB	IBB	HBP	BLK	WP	HR	S	P	ERA	WHIP										
<b>Bob Walk, R</b> ERA: 5.4	3.0		17	5	5	4	4	3	0	0	1	1	1	22	34	12.00	2.667										
<b>Logan Easley, R</b> ERA: 5.89	3.0		10	1	0	0	4	0	0	0	0	0	0	18	18	0.00	0.333										
<b>Brian Fisher, R</b> ERA: 9.53	2.0		8	1	0	0	1	1	0	0	0	0	0	9	13	0.00	1.000										
<b>Don Robinson, R</b> ERA: 6.0	1.0	L	7	2	3	3	0	2	0	0	0	1	1	5	13	27.00	4.000										

Batter	1	2	3	4	5	6	7	8	9	AB	R	H	RBI	BB	SO	LOB	BOTTOM										
<b>John Cangelosi, S</b> OBP: 0.444, SLG: 0.400										3	1	0	0	1	0	1	<b>Philadelphia Phillies @ Pittsburgh Pirates</b> <b>Three Rivers Stadium, Pittsburgh, PA</b> Sat Apr 18 1987, 3:33 AM EDT Att: 19,361 - Unknown										
<b>Rafael Belliard, R</b> OBP: 0.242, SLG: 0.300										0	0	0	0	0	0	0											
<b>Andy Van Slyke, L</b> OBP: 0.390, SLG: 0.514										3	0	1	1	0	0	0											
<b>Johnny Ray, S</b> OBP: 0.326, SLG: 0.357										4	1	1	3	0	1	1											
<b>Jim Morrison, R</b> OBP: 0.488, SLG: 0.730										3	1	0	0	1	0	1											
<b>Mike Diaz, R</b> OBP: 0.316, SLG: 0.647										4	1	1	1	0	0	1											
<b>Don Robinson, R</b>										0	0	0	0	0	0	0											
<b>Bobby Bonilla, S</b> OBP: 0.294, SLG: 0.333										4	0	1	0	0	0	0											
<b>Junior Ortiz, R</b> OBP: 0.330, SLG: 0.273										3	0	0	0	0	0	1											
<b>Michael LaValliere, L</b> OBP: 0.375, SLG: 0.400										1	0	1	0	0	0	0											
<b>Bill Almon, R</b>										2	0	0	0	0	1	0											
<b>Barry Bonds, L</b> OBP: 0.293, SLG: 0.212										1	1	0	0	1	0	1											
<b>Bob Walk, R</b>										0	0	0	0	0	0	0											
<b>Denny Gonzalez, R</b>										1	0	0	0	0	0	0											
<b>Logan Easley, R</b>										0	0	0	0	0	0	0											
<b>R.J. Reynolds, S</b> OBP: 0.330, SLG: 0.444										1	0	1	0	0	0	0											
<b>Brian Fisher, R</b>										0	0	0	0	0	0	0											
<b>Sid Bream, L</b> OBP: 0.342, SLG: 0.324										2	1	1	0	0	0	1											
<b>Inning Stats</b>	R: 0 E: 0 K: 1 S: 6	H: 1 LOB: 1 BB: 0 P: 6	R: 0 E: 0 K: 0 S: 3	H: 0 LOB: 0 BB: 0 P: 3	R: 0 E: 0 K: 1 S: 5	H: 0 LOB: 0 BB: 0 P: 5	R: 0 E: 0 K: 0 S: 3	H: 0 LOB: 0 BB: 0 P: 3	R: 1 E: 0 K: 0 S: 4	H: 1 LOB: 1 BB: 1 P: 8	R: 0 E: 0 K: 0 S: 5	H: 2 LOB: 0 BB: 2 P: 13	R: 4 E: 0 K: 0 S: 5	H: 2 LOB: 1 BB: 2 P: 13	R: 0 E: 0 K: 0 S: 4	H: 1 LOB: 1 BB: 0 P: 4	1B: 5 2B: 0 3B: 0 HR: 2	SF: 1 SAC: 0 DP: 1 HBP: 0	WP: 0 PB: 0 SB: 1 CS: 0	PA: 36							
<b>PITCHER</b>	IP	WLS	BF	H	R	ER	SO	BB	IBB	HBP	BLK	WP	HR	S	P	ERA	WHIP										
<b>Don Carman, L</b> ERA: 2.25	7.0		25	4	2	1	2	1	0	0	0	0	1	5	13	36.00	4.000										
<b>Steve Bedrosian, R</b> ERA: 11.05	1.0		7	2	4	4	0	2	0	0	0	0	0	4	4	0.00	1.000										
<b>Kent Tekulve, R</b> ERA: 4.32	1.0	W	4	1	0	0	0	0	0	0	0	0	0	4	4	0.00	1.000										



Batter	1	2	3	4	5	6	7	8	9	AB	R	H	RBI	BB	SO	LOB	TOP										
Milt Thompson, L (1, 8) OBP: 0.277, SLG: 0.348	F8	K			F8		FC6-4			4	0	0	0	0	1	3	Philadelphia Phillies @ Pittsburgh Pirates Three Rivers Stadium, Pittsburgh, PA Sun Apr 19 1987, 3:33 AM EDT Att: 7,962 - Unknown										
Juan Samuel, R (1, 4) OBP: 0.339, SLG: 0.327	5-3		4-3		K			CS	1B	4	0	2	0	0	1	0											
Von Hayes, L (1, 3) OBP: 0.491, SLG: 0.342			4-3		4-3			BB	1B	4	0	2	0	0	0	1											
Mike Schmidt, R (1, 5) OBP: 0.392, SLG: 0.643	K		K		K			G1-6-3	BB	3	0	0	0	1	3	2											
Mike Easter, L (1, 7) OBP: 0.372, SLG: 0.452		1B	F7		F9			G1-6-3	BB	4	1	1	0	0	0	3											
Lance Parrish, R (1, 2) OBP: 0.287, SLG: 0.250		4-3			K			F8		4	0	1	0	0	2	0											
Glenn Wilson, R (1, 9) OBP: 0.308, SLG: 0.405		4-3			SF9		P6	L4		4	1	2	1	0	0	0											
Luis Aguayo, R (1, 6) OBP: 0.400, SLG: 0.571 (9, PH)	4-3		SF9		SF9			F7		2	0	1	1	0	0	2											
Greg Gross, L (9, PH) OBP: 0.222, SLG: 0.125		4-3					FC3-6			1	0	0	0	0	0	0											
Bruce Ruffin, S (1, 1)	4-3						FC3-6			3	0	0	0	0	1	3											
Michael Jackson, R (8, 1)					K		FC6-4			0	0	0	0	0	0	0											
<b>Inning Stats</b>	R: 0 E: 0 K: 1 S: 6	H: 1 LOB: 1 BB: 0 P: 6	R: 1 E: 0 K: 1 S: 8	H: 3 LOB: 2 BB: 0 P: 8	R: 0 E: 0 K: 1 S: 6	H: 1 LOB: 1 BB: 0 P: 6	R: 1 E: 0 K: 2 S: 8	H: 1 LOB: 0 BB: 0 P: 8	R: 0 E: 0 K: 1 S: 5	H: 0 LOB: 0 BB: 0 P: 5	R: 0 E: 0 K: 2 S: 7	H: 0 LOB: 0 BB: 0 P: 7	R: 0 E: 1 K: 0 S: 4	H: 1 LOB: 1 BB: 0 P: 4	R: 0 E: 0 K: 0 S: 3	H: 2 LOB: 1 BB: 1 P: 7	R: 0 E: 0 K: 0 S: 3	H: 0 LOB: 0 BB: 0 P: 3	1B: 7 2B: 1 3B: 1 HR: 0	SF: 1 SAC: 0 DP: 1 HBP: 0	WP: 0 PB: 0 SB: 0 CS: 1	PA: 35					
<b>PITCHER</b>	IP	WLS	BF	H	R	ER	SO	BB	IBB	HBP	BLK	WP	HR	S	P	ERA	WHIP										
Doug Drabek, R (1, 1) ERA: 3.79	7.0	W	29	8	2	2	8	0	0	0	0	0	0	45	45	2.57	1.143										
John Smiley, L (8, 1) ERA:	1.0		3	1	0	0	0	1	0	0	0	0	0	2	6	0.00	2.000										
Don Robinson, R (9, 1) ERA: 5.14	1.0	S	3	0	0	0	0	0	0	0	0	0	0	3	3	0.00	0.000										

AB 33  
R 2  
H 9  
RBI 2  
BB 1  
SO 8  
LOB 14



Batter	1	2	3	4	5	6	7	8	9	AB	R	H	RBI	BB	SO	LOB	BOTTOM										
Barry Bonds, L (1, 8) OBP: 0.311, SLG: 0.297	1B		L5-3		G6-4-3		6-3			4	1	2	0	0	0	4	Philadelphia Phillies @ Pittsburgh Pirates Three Rivers Stadium, Pittsburgh, PA Sun Apr 19 1987, 3:33 AM EDT Att: 7,962 - Unknown										
Bill Almon, R (1, 6) OBP: 0.143, SLG: 0.143			F9				5-3		4-3	4	1	1	1	0	0	1											
Rafael Belliard, R (9, 6) OBP: 0.242, SLG: 0.300	E									0	0	0	0	0	0	0											
Johnny Ray, S (1, 4) OBP: 0.300, SLG: 0.326	1-3		L5-3				6-3		K	4	0	0	0	0	1	2											
Jim Morrison, R (1, 5) OBP: 0.468, SLG: 0.725	SF8				6-3		6-3		1B	3	1	1	1	0	0	0											
Mike Diaz, R (1, 7) OBP: 0.318, SLG: 0.579		2H			4-3				F7	2	0	0	0	1	0	0											
Andy Van Slyke, L (8, 9) OBP: 0.405, SLG: 0.528					4-3				E	1	1	1	1	0	0	0											
Bobby Bonilla, S (1, 9) OBP: 0.283, SLG: 0.297	FC4				6-3		5-3		E5	4	0	0	0	0	0	1											
Sid Bream, L (1, 3) OBP: 0.381, SLG: 0.432			K							3	1	2	1	1	1	0											
Michael LaValliere, L (1, 2) OBP: 0.400, SLG: 0.421			6-3						K2-3	4	0	2	0	0	1	2											
Doug Drabek, R (1, 1) OBP: 0.143, SLG: 0.286			6-3							3	0	1	0	0	1	2											
John Smiley, L (8, 1) ERA:										0	0	0	0	0	0	0											
Don Robinson, R (9, 1) ERA: 0.71										0	0	0	0	0	0	0											
<b>Inning Stats</b>	R: 2 E: 1 K: 0 S: 5	H: 2 LOB: 1 BB: 1 P: 9	R: 0 E: 0 K: 1 S: 5	H: 0 LOB: 0 BB: 0 P: 5	R: 0 E: 0 K: 0 S: 3	H: 1 LOB: 0 BB: 0 P: 3	R: 0 E: 0 K: 0 S: 3	H: 0 LOB: 0 BB: 0 P: 3	R: 0 E: 0 K: 0 S: 3	H: 0 LOB: 0 BB: 0 P: 3	R: 1 E: 0 K: 0 S: 6	H: 3 LOB: 2 BB: 0 P: 6	R: 2 E: 1 K: 2 S: 10	H: 2 LOB: 2 BB: 1 P: 14	R: 0 E: 0 K: 0 S: 3	H: 0 LOB: 0 BB: 0 P: 3	R: 0 E: 0 K: 0 S: 6	H: 3 LOB: 3 BB: 1 HR: 1	SF: 1 SAC: 0 DP: 2 HBP: 0	WP: 0 PB: 0 SB: 2 CS: 0	PA: 35						
<b>PITCHER</b>	IP	WLS	BF	H	R	ER	SO	BB	IBB	HBP	BLK	WP	HR	S	P	ERA	WHIP										
Bruce Ruffin, L (1, 1) ERA: 5.3	7.2	L	33	10	5	3	3	1	0	0	0	0	0	38	42	3.52	1.435										
Michael Jackson, R (8, 1) ERA: 0.71	0.1		2	0	0	0	1	0	1	0	0	0	0	3	7	0.00	0.000										

AB 32  
R 5  
H 10  
RBI 4  
BB 2  
SO 4  
LOB 12





Batter	1	2	3	4	5	6	7	8	9	AB	R	H	RBI	BB	SO	LOB	TOP					
Milt Thompson, L (1, 8) OBP: 0.275, SLG: 0.340	B5		2-3			G3-6-3 1B		4-3		4	0	1	0	0	0	0	Philadelphia Phillies @ Montreal Expos Olympic Stadium, Montreal, QB Mon Apr 20 1987, 3:33 AM EDT Att: 50,482 - Unknown					
Juan Samuel, R (1, 4) OBP: 0.333, SLG: 0.340	F9					P5			6-3	4	0	1	0	0	0	1						
Von Hayes, L (1, 3) OBP: 0.456, SLG: 0.310	F7		4-3			G3-6-3 1-2			E3 BB HR	4	1	0	0	0	2							
Mike Schmidt, R (1, 5) OBP: 0.382, SLG: 0.600		F3		P3			F6		4-0 HR BB	3	1	0	0	1	0							
Mike Easter, L (1, 7) OBP: 0.362, SLG: 0.457 Chris James, R (9, 7) OBP: 0.318, SLG: 0.316		6-3		F7					0-3 K	4	0	1	0	0	1	2						
Lance Parrish, R (1, 2) OBP: 0.286, SLG: 0.341				F9			2B		0-0 K	0	0	0	0	0	0							
Glenn Wilson, R (1, 9) OBP: 0.326, SLG: 0.488							F7		1-1 2-H HR	4	1	2	3	0	1							
Luis Aguayo, R (1, 6) OBP: 0.421, SLG: 0.500									4-0 G1-6-3 BB	2	0	0	0	2	2							
Kevin Gross, R (1, 1) Michael Jackson, R (7, 1) Greg Gross, L (8, PH) OBP: 0.200, SLG: 0.111 Dan Schatzeder, L (8, 1) OBP: 0.167, SLG: 0.167 Kent Tekulve, R (9, 1)				1-3					0-0 G1-6-3 1-2	2	0	0	0	0	1	0						
<b>Inning Stats</b>	R: 0 E: 0 K: 0 S: 3	H: 0 LOB: 0 BB: 0 P: 3	R: 0 E: 0 K: 0 S: 5	H: 2 LOB: 2 BB: 0 P: 5	R: 0 E: 0 K: 0 S: 4	H: 1 LOB: 1 BB: 0 P: 4	R: 0 E: 0 K: 0 S: 3	H: 0 LOB: 0 BB: 0 P: 3	R: 0 E: 0 K: 2 S: 7	H: 0 LOB: 0 BB: 0 P: 7	R: 0 E: 0 K: 0 S: 3	H: 1 LOB: 1 BB: 0 P: 3	R: 0 E: 0 K: 0 S: 4	H: 1 LOB: 1 BB: 0 P: 4	R: 0 E: 0 K: 0 S: 2	H: 0 LOB: 0 BB: 1 P: 6		R: 4 E: 1 K: 2 S: 10	H: 2 LOB: 1 BB: 2 P: 18	1B: 3 2B: 2 3B: 0 HR: 2	SF: 0 SAC: 0 DP: 2 HBP: 0	WP: 0 PB: 0 SB: 0 CS: 0
<b>PITCHER</b>	IP WLS BF H R ER SO BB IBB HBP BLK WP HR S P ERA WHIP																					
Jay Tibbs, R (1, 1) ERA: 2.38	8.2 L 34 7 4 0 3 2 0 0 0 0 0 2 38 46 0.00 1.038																					
Randy St. Claire, R (9, 1) ERA: 4.91	0.1 2 0 0 0 1 1 0 0 0 0 0 0 3 7 0.00 3.000																					

Batter	1	2	3	4	5	6	7	8	9	AB	R	H	RBI	BB	SO	LOB	BOTTOM					
Casey Candaele, S (1, 7) OBP: 0.448, SLG: 0.458	1B 2B		G6-3 BB		G3		1B BB		2B 1B	3	1	2	0	2	0	1	Philadelphia Phillies @ Montreal Expos Olympic Stadium, Montreal, QB Mon Apr 20 1987, 3:33 AM EDT Att: 50,482 - Unknown					
Mitch Webster, S (1, 9) OBP: 0.333, SLG: 0.378	F8		G6-3 1-2		F7		1B BB		1-3 2B	5	0	2	0	0	3							
Andres Galarraga, R (1, 3) OBP: 0.400, SLG: 0.457				BB BB			F7		4-0 1B	4	0	3	2	1	0	2						
Tim Wallach, R (1, 5) OBP: 0.348, SLG: 0.405	F7			BB BB			F7		4-0 IBB	4	0	0	0	1	0	6						
John Stefero, L (1, 2) OBP: 0.348, SLG: 0.405				1-2 BB			F8		4-0 G3	4	0	0	0	1	1	3						
Vance Law, R (1, 4) OBP: 0.273, SLG: 0.405				1-2 2-3 BB			F8		4-0 F7	4	0	0	0	0	1	3						
Tom Foley, L (1, 6) OBP: 0.238, SLG: 0.250							F7		3-0 1B	3	0	1	0	0	3							
Herm Winningham, L (1, 8) OBP: 0.222, SLG: 0.235 Reid Nichols, R (9, PH) OBP: 0.250, SLG: 0.100									3-0 K	3	0	0	0	0	5							
Jay Tibbs, R (1, 1) Randy St. Claire, R (9, 1) Dave Engle, R (9, PH) OBP: 1.000, SLG: 1.000 OBP: 1.000, SLG: 4.000									4-3 HR	2	1	0	0	1	0	0						
<b>Inning Stats</b>	R: 1 E: 0 K: 0 S: 4	H: 2 LOB: 0 BB: 0 P: 4	R: 0 E: 0 K: 2 S: 8	H: 1 LOB: 1 BB: 0 P: 8	R: 0 E: 0 K: 0 S: 2	H: 0 LOB: 0 BB: 1 P: 6	R: 0 E: 0 K: 0 S: 4	H: 1 LOB: 3 BB: 2 P: 12	R: 1 E: 0 K: 0 S: 4	H: 1 LOB: 1 BB: 1 P: 8	R: 0 E: 0 K: 0 S: 3	H: 0 LOB: 1 BB: 0 P: 4	R: 0 E: 0 K: 0 S: 4	H: 1 LOB: 2 BB: 1 P: 8	R: 0 E: 0 K: 0 S: 3	H: 0 LOB: 0 BB: 0 P: 3		R: 1 E: 0 K: 1 S: 8	H: 3 LOB: 3 BB: 1 P: 12	1B: 5 2B: 3 3B: 0 HR: 1	SF: 0 SAC: 0 DP: 1 HBP: 1	WP: 0 PB: 0 SB: 0 CS: 0
<b>PITCHER</b>	IP WLS BF H R ER SO BB IBB HBP BLK WP HR S P ERA WHIP																					
Kevin Gross, R (1, 1) ERA: 2.89	6.1 29 6 2 2 2 2 0 0 0 0 0 0 27 48 2.84 1.737																					
Michael Jackson, R (7, 1) ERA: 0.69	0.2 2 0 0 0 0 0 0 0 0 0 0 0 2 2 0.00 0.000																					
Dan Schatzeder, L (8, 1) ERA: 1.32	1.1 W 7 3 1 1 1 1 0 0 0 0 0 1 9 9 6.75 2.250																					
Kent Tekulve, R (9, 1) ERA: 4.0	0.2 S 3 0 0 0 0 0 0 1 0 0 0 0 0 2 6 0.00 0.000																					



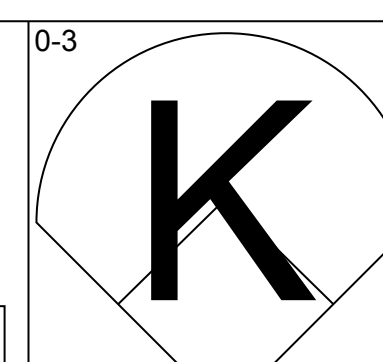
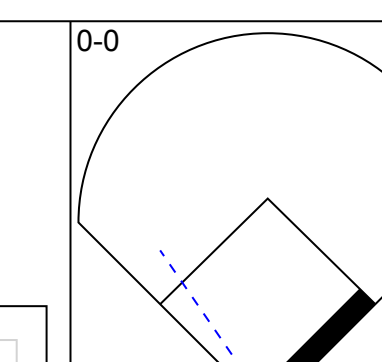
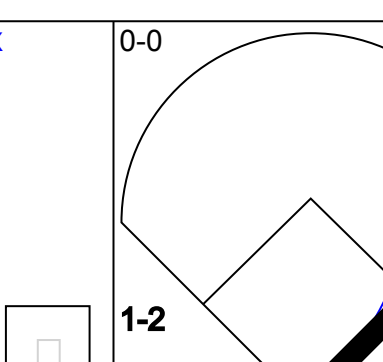
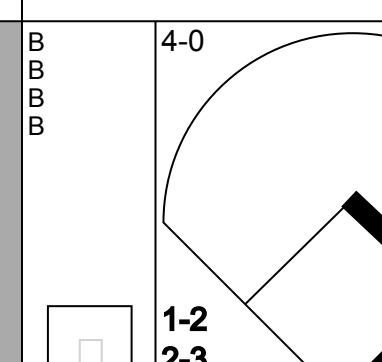
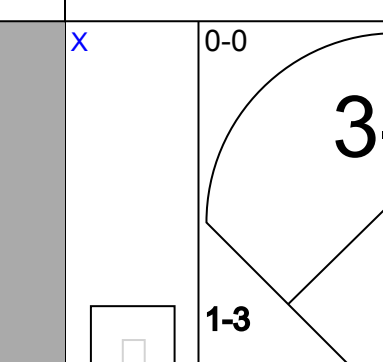
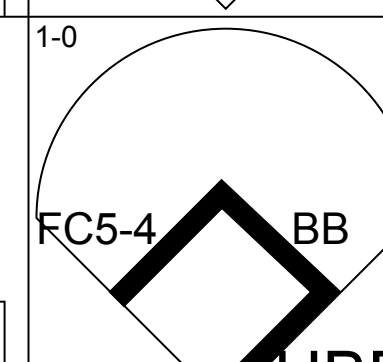
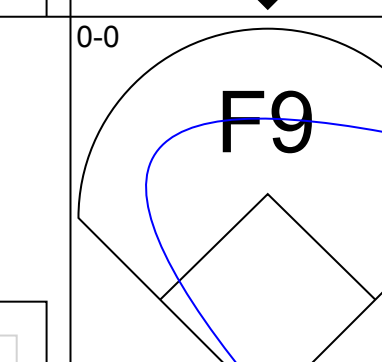
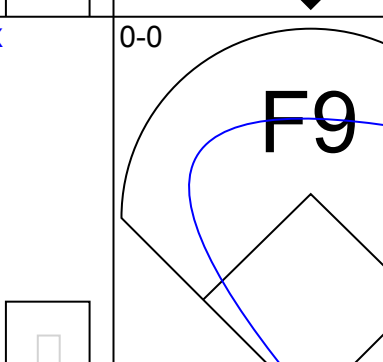
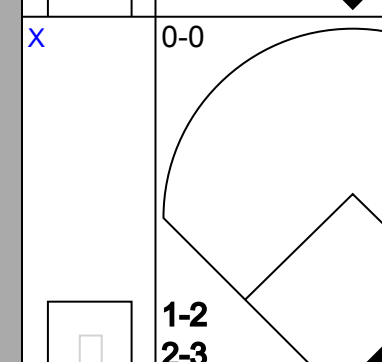
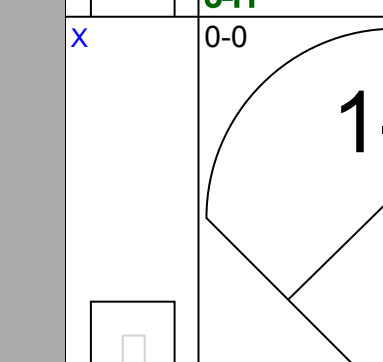
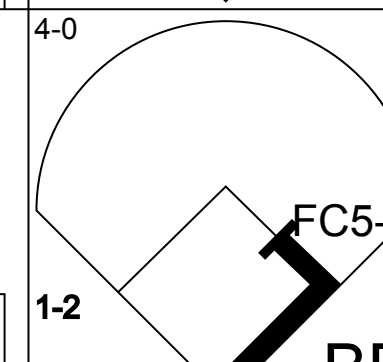
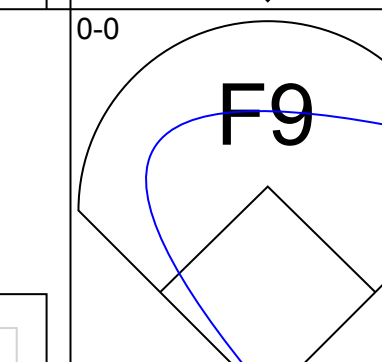

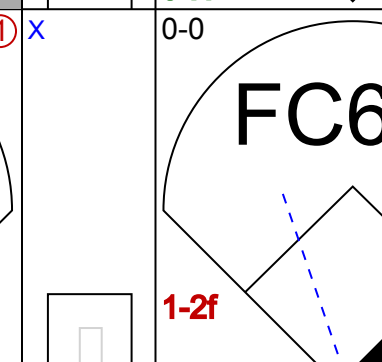

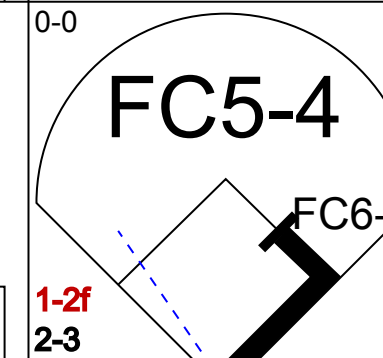



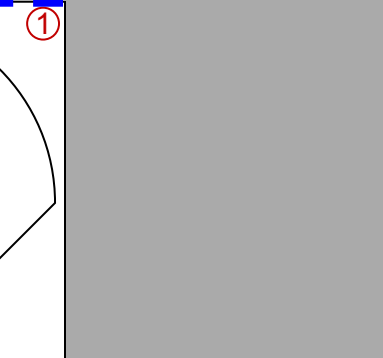
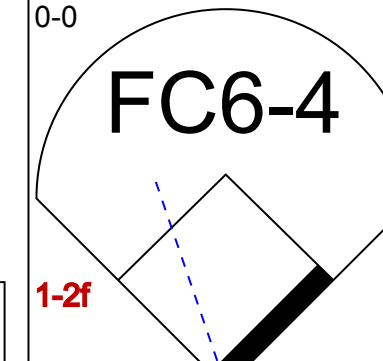
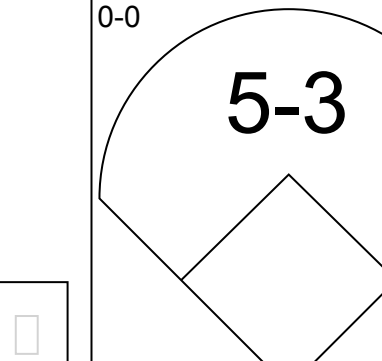
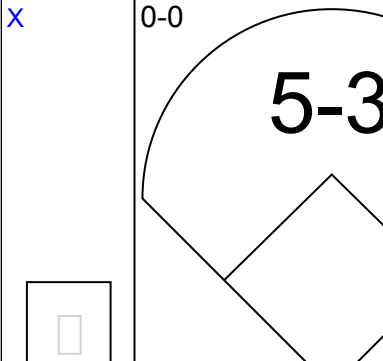
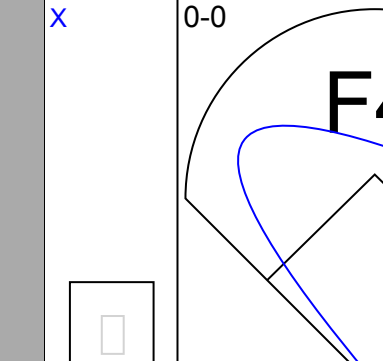

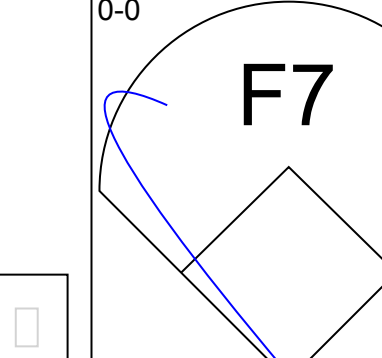

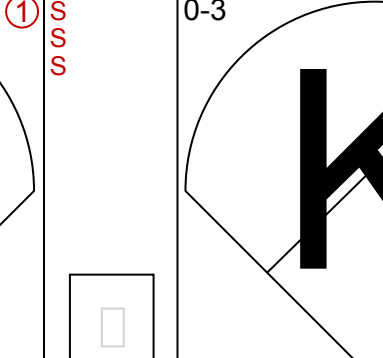
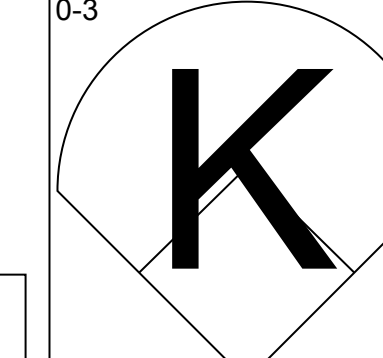
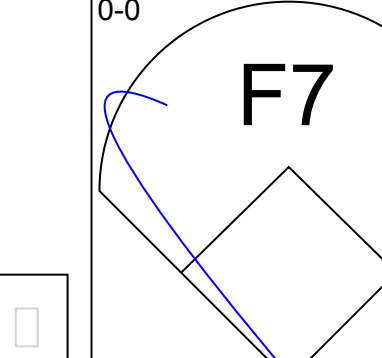

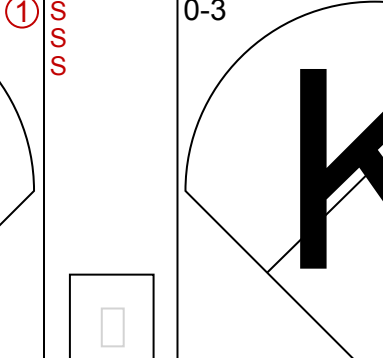
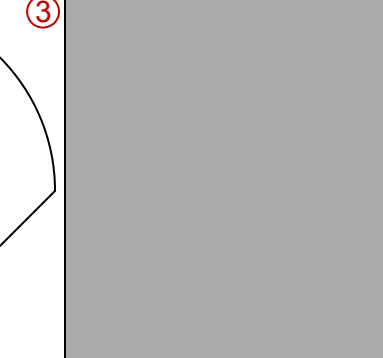
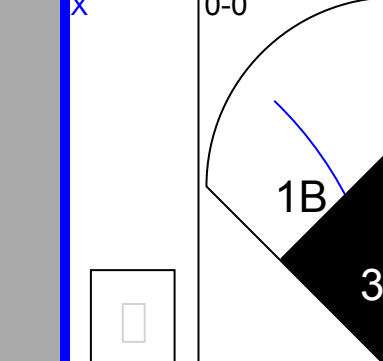
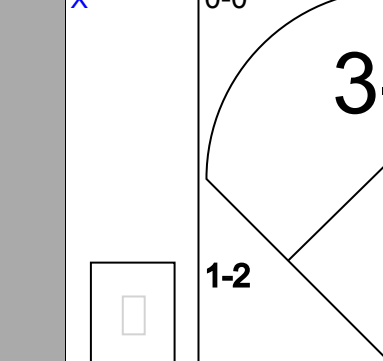
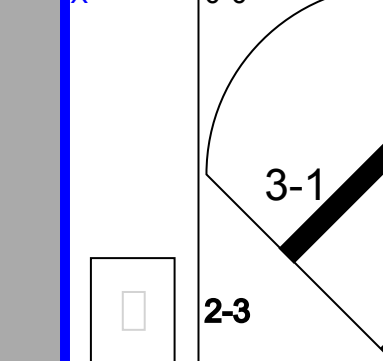
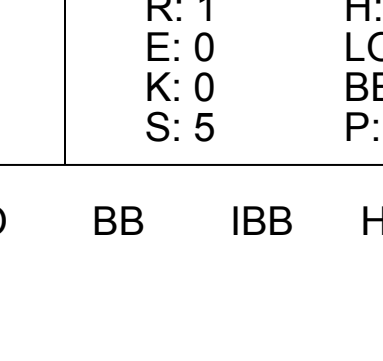

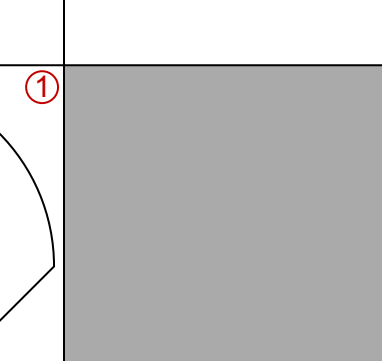
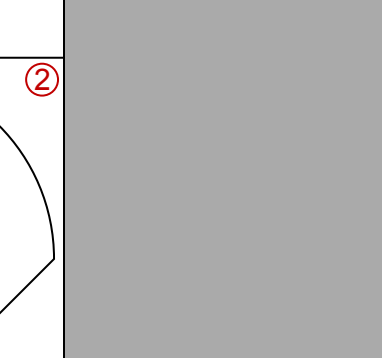
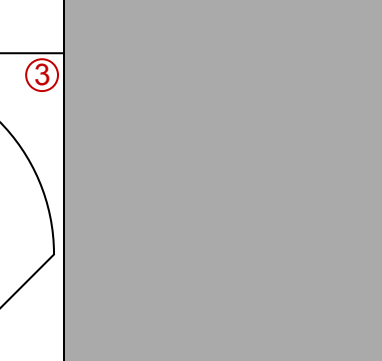

Batter	1	2	3	4	5	6	7	8	9	AB	R	H	RBI	BB	SO	LOB	TOP					
Chris James, R OBP: 0.346, SLG: 0.391										4	2	2	0	0	1	1	<b>Philadelphia Phillies @ Montreal Expos</b> <b>Olympic Stadium, Montreal, QB</b> Wed Apr 22 1987, 3:33 AM EDT Att: 8,114 - Unknown <a href="http://livebaseballscorecards.com">livebaseballscorecards.com</a>					
Juan Samuel, R OBP: 0.326, SLG: 0.386										4	1	1	2	0	0	1						
Von Hayes, L OBP: 0.426, SLG: 0.283										4	0	0	0	0	1	1						
Mike Schmidt, R OBP: 0.390, SLG: 0.583										3	0	1	1	1	1	0						
Lance Parrish, R OBP: 0.264, SLG: 0.313										4	0	0	0	0	1	3						
Glenn Wilson, R OBP: 0.319, SLG: 0.455										3	0	0	0	1	0	2						
John Russell, R OBP: 0.250, SLG: 0.273										4	0	0	0	0	0	1						
Luis Aguayo, R OBP: 0.348, SLG: 0.400										4	0	0	0	0	2	1						
Joe Cowley, R OBP: 0.500, SLG: 1.000										2	0	1	0	0	0	0						
Michael Jackson, R OBP: 0.000, SLG: 0.000										0	0	0	0	0	0	0						
Steve Bedrosian, R OBP: 0.000, SLG: 0.000										0	0	0	0	0	0	0						
Rick Schu, R OBP: 0.000, SLG: 0.000										1	0	0	0	0	0	0						
Tom Hume, R OBP: 0.000, SLG: 0.000										0	0	0	0	0	0	0						
<b>Inning Stats</b>	R: 1 E: 1 K: 1 S: 8	H: 2 LOB: 2 BB: 0 P: 8	R: 0 E: 0 K: 0 S: 3	H: 0 LOB: 0 BB: 0 P: 3	R: 0 E: 0 K: 1 S: 5	H: 0 LOB: 0 BB: 0 P: 5	R: 0 E: 0 K: 0 S: 3	H: 0 LOB: 0 BB: 0 P: 3	R: 0 E: 0 K: 1 S: 6	H: 1 LOB: 1 BB: 0 P: 6	R: 0 E: 0 K: 2 S: 7	H: 0 LOB: 1 BB: 0 P: 7	R: 0 E: 0 K: 0 S: 3	H: 0 LOB: 1 BB: 1 P: 7	R: 2 E: 0 K: 0 S: 5	H: 2 LOB: 1 BB: 1 P: 9	R: 0 E: 0 K: 1 S: 5	H: 0 LOB: 0 BB: 0 P: 5	1B: 2 2B: 2 3B: 0 HR: 1	SF: 0 SAC: 0 DP: 0 HBP: 0	WP: 0 PB: 0 SB: 0 CS: 0	PA: 35
<b>PITCHER</b>	IP WLS BF H R ER SO BB IBB HBP BLK WP HR S P ERA WHIP																					
Neal Heaton, L ERA: 4.95	(1, 1) 7.2 W 31 5 3 3 5 2 0 0 0 1 0 1 39 47 3.52 0.913																					
Andy McGaffigan, R ERA: 1.08	(8, 1) 1.1 4 0 0 0 1 0 0 0 0 0 0 0 6 6 0.00 0.000																					

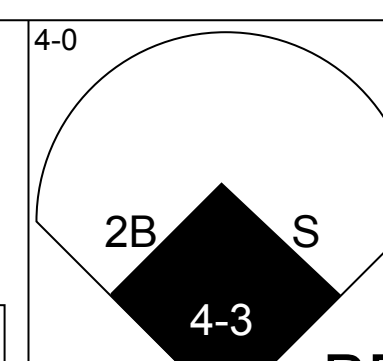

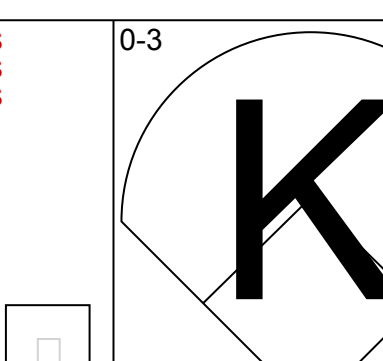

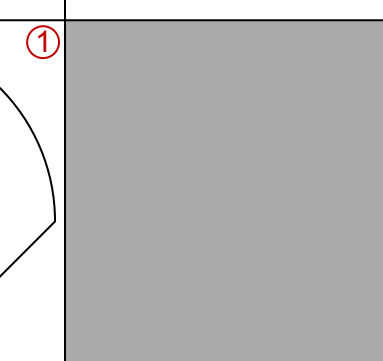
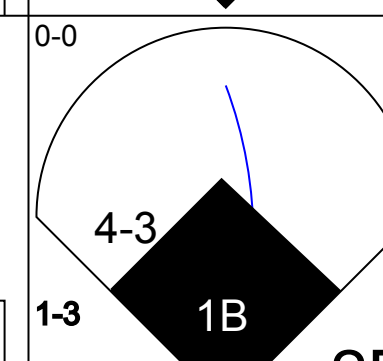
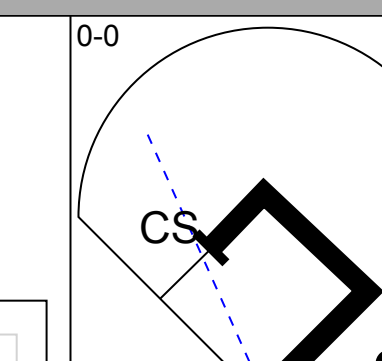
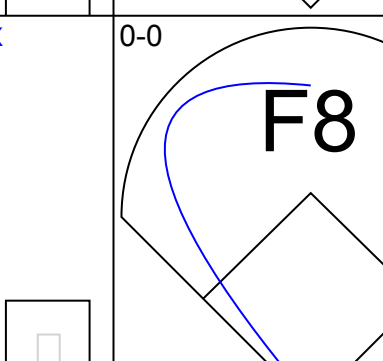

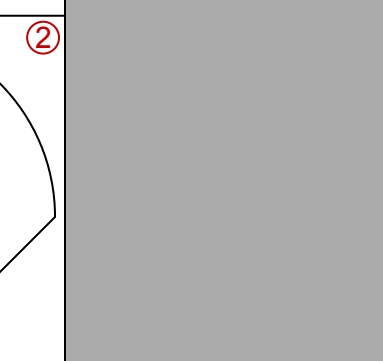
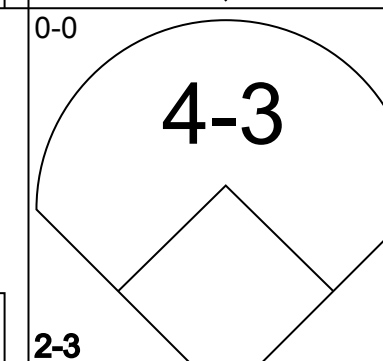
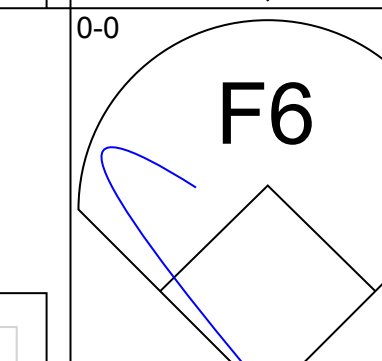


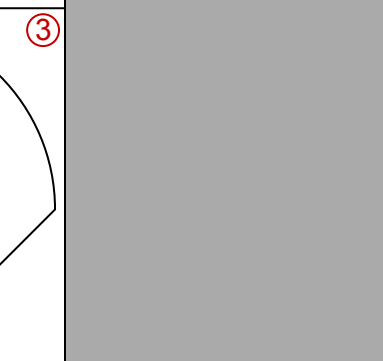
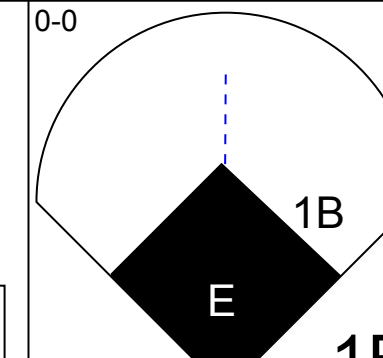
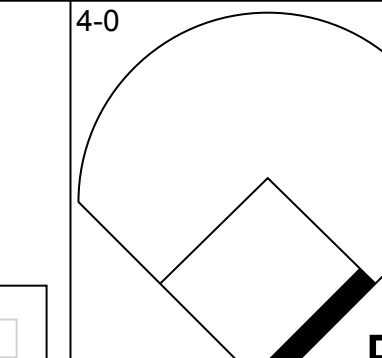



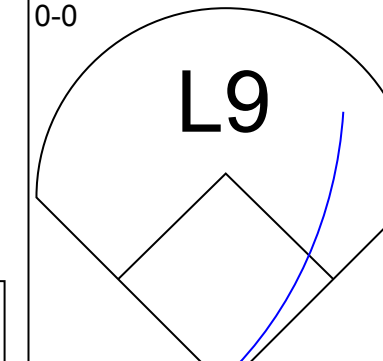
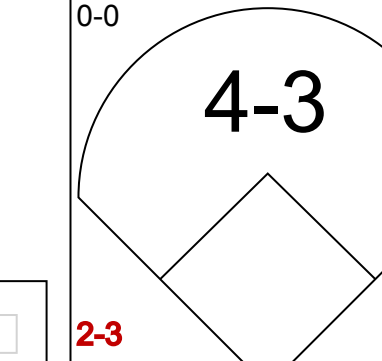



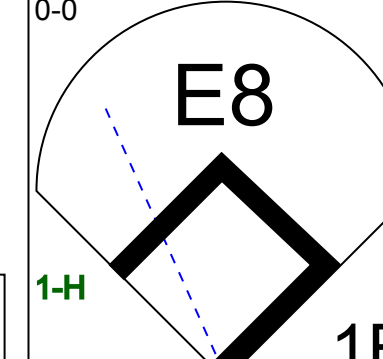




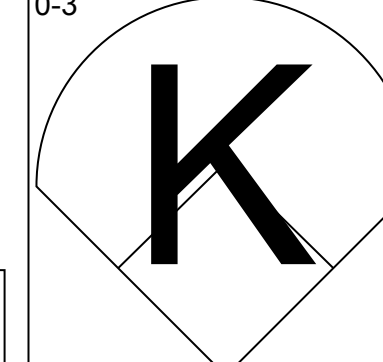


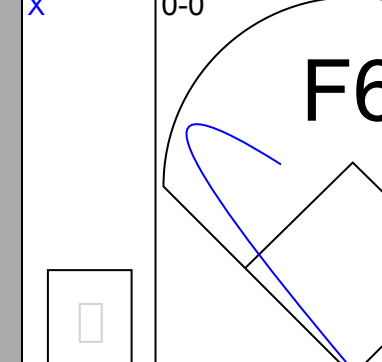




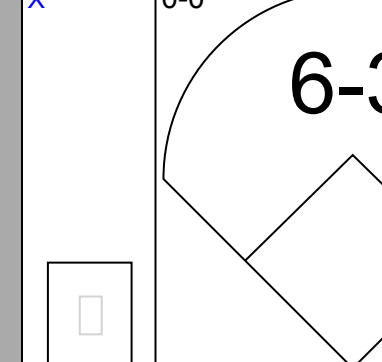

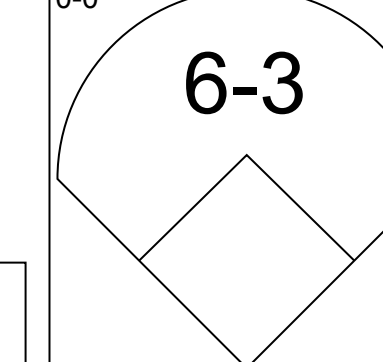
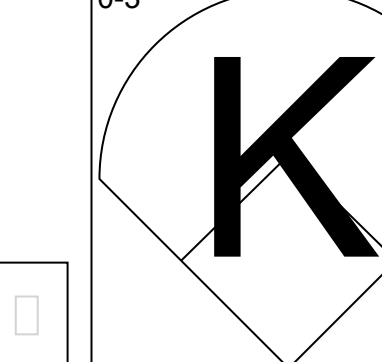



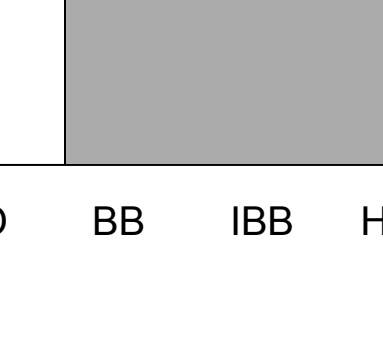

Batter	1	2	3	4	5	6	7	8	9	AB	R	H	RBI	BB	SO	LOB	BOTTOM			
Casey Candaele, S OBP: 0.471, SLG: 0.464										4	2	2	0	1	0	4	<b>Philadelphia Phillies @ Montreal Expos</b> <b>Olympic Stadium, Montreal, QB</b> Wed Apr 22 1987, 3:33 AM EDT Att: 8,114 - Unknown <a href="http://livebaseballscorecards.com">livebaseballscorecards.com</a>			
Mitch Webster, S OBP: 0.346, SLG: 0.417										3	0	1	3	1	0	2				
Andres Galarraga, R OBP: 0.409, SLG: 0.432										2	0	0	0	0	0	1				
Tim Wallach, R OBP: 0.340, SLG: 0.457										4	1	1	1	0	0	4				
Luis Rivera, R OBP: 0.083, SLG: 0.083										0	0	0	0	0	0	0				
John Stefero, L OBP: 0.214, SLG: 0.083										4	1	1	0	0	1	3				
Vance Law, R OBP: 0.271, SLG: 0.413										4	1	1	0	0	1	0				
Alonzo Powell, R OBP: 0.308, SLG: 0.314										4	0	1	2	0	2	0				
Tom Foley, L OBP: 0.280, SLG: 0.261										3	1	1	0	1	0	0				
Neal Heaton, L OBP: 0.143, SLG: 0.143										2	1	0	0	0	1	1				
Andy McGaffigan, R ERA: 7.27	(8, 1) 1.0 4 0 0 0 1 1 0 0 0 0 0 0 5 9 0.00 1.000																			
<b>Inning Stats</b>	R: 1 E: 0 K: 1 S: 4	H: 0 LOB: 1 BB: 2 P: 13	R: 0 E: 0 K: 1 S: 5	H: 0 LOB: 1 BB: 1 P: 9	R: 0 E: 0 K: 0 S: 4	H: 1 LOB: 2 BB: 0 P: 5	R: 0 E: 0 K: 0 S: 3	H: 0 LOB: 0 BB: 0 P: 3	R: 0 E: 0 K: 1 S: 5	H: 1 LOB: 0 BB: 0 P: 5	R: 6 E: 1 K: 0 S: 10	H: 6 LOB: 1 BB: 0 P: 10	R: 0 E: 0 K: 1 S: 5	H: 0 LOB: 0 BB: 0 P: 5	R: 0 E: 0 K: 1 S: 5	H: 0 LOB: 1 BB: 1 P: 9	1B: 5 2B: 1 3B: 1 HR: 1	SF: 0 SAC: 1 DP: 2 HBP: 2	WP: 0 PB: 1 SB: 0 CS: 0	PA: 37
<b>PITCHER</b>	IP WLS BF H R ER SO BB IBB HBP BLK WP HR S P ERA WHIP																			
Joe Cowley, R ERA: 16.71	(1, 1) 5.1 L 25 6 5 4 3 3 0 2 0 0 0 0 26 40 6.75 1.688																			
Michael Jackson, R ERA: 0.64	(6, 1) 0.2 5 2 2 0 0 0 0 0 0 0 0 5 5 0.00 3.000																			
Steve Bedrosian, R ERA: 9.72	(7, 1) 1.0 3 0 0 0 1 0 0 0 0 0 0 5 5 0.00 0.000																			
Tom Hume, R ERA: 7.27	(8, 1) 1.0 4 0 0 0 1 1 0 0 0 0 0 5 9 0.00 1.000																			







Batter	1	2	3	4	5	6	7	8	9	AB	R	H	RBI	BB	SO	LOB	TOP					
<b>Barry Bonds, L</b> (1, 8) OBP: 0.375, SLG: 0.519										4	0	2	1	1	1	1	<b>Pittsburgh Pirates @ Philadelphia Phillies</b> <b>Veterans Stadium, Philadelphia, PA</b> Sat Apr 25 1987, 7:05 PM EDT Att: 18,553 - Unknown					
<b>Andy Van Slyke, L</b> (1, 9) OBP: 0.375, SLG: 0.426										0	0	0	0	0	0	0						
<b>Bobby Bonilla, S</b> (1, 9) OBP: 0.283, SLG: 0.333										4	0	1	1	0	0	4						
<b>Johnny Ray, S</b> (1, 4) OBP: 0.309, SLG: 0.403										3	0	0	0	1	0	4						
<b>Jim Morrison, R</b> (1, 5) OBP: 0.422, SLG: 0.661										4	0	0	0	0	0	2						
<b>Mike Diaz, R</b> (1, 7) OBP: 0.281, SLG: 0.586										4	0	0	0	0	0	2						
<b>Sid DREAM, L</b> (1, 3) OBP: 0.386, SLG: 0.615										1	0	0	0	0	1	0						
<b>Bill Almon, R</b> (3, 7) OBP: 0.182, SLG: 0.100										3	0	0	0	0	1	0						
<b>Junior Ortiz, R</b> (1, 2) OBP: 0.222, SLG: 0.222										2	1	0	0	1	2	0						
<b>Michael LaValliere, L</b> (9, PH) OBP: 0.467, SLG: 0.462										1	1	1	0	0	0	0						
<b>Rafael Belliard, R</b> (1, 6) OBP: 0.220, SLG: 0.243										2	0	0	0	0	1	0						
<b>R.J. Reynolds, S</b> (7, PH) OBP: 0.350, SLG: 0.450										2	0	1	0	0	0	1						
<b>Doug Drabek, R</b> (11, 1) OBP: 0.222, SLG: 0.333										2	0	1	0	0	1	0						
<b>Bob Walk, R</b> (5, PH) OBP: 0.200, SLG: 0.833										0	0	0	0	0	0	0						
<b>Don Robinson, R</b> (7, PH)										1	0	0	0	0	0	2						
<b>Brian Fisher, R</b> (7, 1)										0	0	0	0	0	0	0						
<b>John Cangelosi, S</b> (9, PH) OBP: 0.426, SLG: 0.389										1	0	1	0	0	0	0						
<b>Inning Stats</b>	R: 0 E: 0 K: 1 S: 5	H: 0 LOB: 2 BB: 1 P: 10	R: 0 E: 0 K: 3 S: 9	H: 0 LOB: 0 BB: 0 P: 9	R: 0 E: 0 K: 1 S: 6	H: 1 LOB: 1 BB: 0 P: 6	R: 0 E: 0 K: 0 S: 3	H: 0 LOB: 0 BB: 0 P: 3	R: 0 E: 0 K: 1 S: 7	H: 2 LOB: 2 BB: 0 P: 7	R: 0 E: 0 K: 0 S: 3	H: 0 LOB: 0 BB: 0 P: 3	R: 1 E: 0 K: 0 S: 5	H: 2 LOB: 3 BB: 2 P: 13	R: 0 E: 0 K: 1 S: 5	H: 0 LOB: 0 BB: 0 P: 5	R: 1 E: 0 K: 0 S: 5	H: 2 LOB: 1 BB: 0 P: 5	1B: 7 2B: 0 3B: 0 HR: 0	SF: 0 SAC: 0 DP: 0 HBP: 1	WP: 0 PB: 0 SB: 1 CS: 0	PA: 38
<b>PITCHER</b>	IP	WLS	BF	H	R	ER	SO	BB	IBB	HBP	BLK	WP	HR	S	P	ERA	WHIP					
<b>Don Carman, L</b> (1, 1) ERA: 1.89	7.0	W	30	5	1	1	6	3	0	1	0	0	0	38	51	1.29	1.143					
<b>Kent Tekulve, R</b> (8, 1) ERA: 3.45	2.0	S	8	2	1	1	1	0	0	0	0	0	0	10	10	4.50	1.000					

Batter	1	2	3	4	5	6	7	8	9	AB	R	H	RBI	BB	SO	LOB	BOTTOM				
<b>Mitt Thompson, L</b> (1, 8) OBP: 0.300, SLG: 0.333										3	1	0	0	1	2	0	<b>Pittsburgh Pirates @ Philadelphia Phillies</b> <b>Veterans Stadium, Philadelphia, PA</b> Sat Apr 25 1987, 7:05 PM EDT Att: 18,553 - Unknown				
<b>Juan Samuel, R</b> (1, 4) OBP: 0.325, SLG: 0.431										4	1	2	0	0	1	0					
<b>Von Hayes, L</b> (1, 3) OBP: 0.400, SLG: 0.291										4	0	0	1	0	1	2					
<b>Mike Schmidt, R</b> (1, 5) OBP: 0.403, SLG: 0.556										2	1	2	1	1	0	0					
<b>Mike Easter, L</b> (1, 7) OBP: 0.352, SLG: 0.423										3	0	0	0	0	0	4					
<b>Chris James, R</b> (7, 7) OBP: 0.346, SLG: 0.391										0	0	0	0	0	0	0					
<b>Lance Parrish, R</b> (1, 2) OBP: 0.250, SLG: 0.291										3	0	1	0	0	1	1					
<b>Glenn Wilson, R</b> (1, 9) OBP: 0.315, SLG: 0.431										3	0	0	0	0	1	1					
<b>Steve Jeltz, S</b> (1, 6) OBP: 0.205, SLG: 0.139										3	0	0	0	0	1	0					
<b>Don Carman, L</b> (1, 1)										2	0	0	0	0	1	0					
<b>Rick Schu, R</b> (7, PH)										1	0	0	0	0	0	0					
<b>Kent Tekulve, R</b> (8, 1)										0	0	0	0	0	0	0					
<b>Inning Stats</b>	R: 3 E: 1 K: 1 S: 8	H: 3 LOB: 1 BB: 1 P: 12	R: 0 E: 0 K: 1 S: 5	H: 0 LOB: 0 BB: 0 P: 5	R: 0 E: 0 K: 0 S: 3	H: 1 LOB: 1 BB: 1 P: 7	R: 0 E: 0 K: 1 S: 5	H: 0 LOB: 0 BB: 0 P: 5	R: 0 E: 0 K: 1 S: 6	H: 1 LOB: 1 BB: 0 P: 6	R: 0 E: 0 K: 0 S: 3	H: 0 LOB: 0 BB: 0 P: 3	R: 0 E: 0 K: 3 S: 9	H: 0 LOB: 0 BB: 0 P: 9	R: 0 E: 0 K: 3 S: 9	H: 0 LOB: 0 BB: 0 P: 9	1B: 3 2B: 2 3B: 0 HR: 0	SF: 0 SAC: 0 DP: 0 HBP: 0	WP: 0 PB: 0 SB: 1 CS: 1	PA: 30	
<b>PITCHER</b>	IP	WLS	BF	H	R	ER	SO	BB	IBB	HBP	BLK	WP	HR	S	P	ERA	WHIP				
<b>Doug Drabek, R</b> (1, 1) ERA: 3.91	4.0	L	17	4	3	2	3	2	0	0	0	0	0	21	29	4.50	1.500				
<b>Bob Walk, R</b> (5, 1) ERA: 3.66	2.0		7	1	0	0	2	0	0	0	0	0	0	11	11	0.00	0.500				
<b>Brian Fisher, R</b> (7, 1) ERA: 5.59	2.0		6	0	0	0	3	0	0	0	0	0	0	12	12	0.00	0.000				















Batter	1	2	3	4	5	6	7	8	9	AB	R	H	RBI	BB	SO	LOB	TOP			
Casey Candaele, S OBP: 0.433, SLG: 0.393 (1, 8)	F8		G5-4-3 1B			5-3 1B BB	F9			3	0	1	0	1	0	3	<b>Montreal Expos @ Philadelphia Phillies</b> Veterans Stadium, Philadelphia, PA Wed Apr 29 1987, 7:05 PM EDT Att: 14,588 - Unknown			
Mitch Webster, S OBP: 0.386, SLG: 0.425 (1, 9)	K		G5-4-3 1-2			5-3 1B		1B 1B		4	0	2	0	0	1	1				
Andres Galarraga, R OBP: 0.387, SLG: 0.485 (1, 3)	F7			6-3		5-3		FC5-4 1B		4	0	1	0	0	0	2				
Tim Wallach, R Randy St. Claire, R OBP: 1.000, SLG: 1.000 (1, 5) (8, 1)	F8			6-3		6-3		K		4	0	0	0	0	1	4				
Dave Engle, R OBP: 0.379, SLG: 0.423 (1, 7)	P3			F7				F8 F7		4	0	0	0	0	0	2				
Vance Law, R OBP: 0.316, SLG: 0.507 (1, 4) (8, 5)	1B 1B				F8		BB BB BB	FC5-4 1-2		3	0	1	0	1	0	2				
Mike Fitzgerald, R OBP: 0.313, SLG: 0.333 (1, 2)	1-2 1B			F7			BB BB	F8		3	0	1	0	1	0	0				
Nelson Norman, S (1, 6)	6-3			5-3			K	G3		4	0	0	0	0	1	4				
Bob Sebra, R Larry Sorensen, R Alonzo Powell, R Bill Campbell, R Reid Nichols, R Tim Burke, R Herm Winningham, L OBP: 0.286, SLG: 0.143 OBP: 0.286, SLG: 0.275 OBP: 0.286, SLG: 0.292 OBP: 0.286, SLG: 0.292 OBP: 0.286, SLG: 0.292 OBP: 0.286, SLG: 0.292 OBP: 0.286, SLG: 0.292 (1, 1) (4, 1) (6, Ph) (6, 1) (7, Ph) (7, 1) (8, 8)	G3					K		G3		1	0	0	0	0	0	0				
<b>Inning Stats</b>	R: 0 E: 0 K: 1 S: 5	H: 0 LOB: 0 BB: 0 P: 5	R: 0 E: 0 K: 0 S: 5	H: 2 LOB: 2 BB: 0 P: 5	R: 0 E: 0 K: 0 S: 3	H: 1 LOB: 0 BB: 0 P: 3	R: 0 E: 0 K: 0 S: 3	H: 0 LOB: 0 BB: 0 P: 3	R: 0 E: 0 K: 1 S: 6	H: 1 LOB: 2 BB: 1 P: 10	R: 0 E: 0 K: 1 S: 5	H: 0 LOB: 3 BB: 3 P: 17	R: 0 E: 0 K: 1 S: 7	H: 2 LOB: 2 BB: 0 P: 7	R: 0 E: 0 K: 0 S: 3	H: 0 LOB: 0 BB: 0 P: 3		1B: 6 2B: 0 3B: 0 HR: 0	SF: 0 SAC: 0 DP: 1 HBP: 0	WP: 0 PB: 0 CS: 0
<b>PITCHER</b> Shane Rawley, L ERA: 3.64 (1, 1)	IP: 9.0 WLS: W BF: 36 H: 6 R: 0 ER: 0 SO: 4 BB: 4 IBB: 0 HBP: 0 BLK: 0 WP: 0 HR: 0 S: 40 P: 56 ERA: 0.00 WHIP: 1.111											<b>PITCHER</b>	IP: 9.0 WLS: W BF: 36 H: 6 R: 0 ER: 0 SO: 4 BB: 4 IBB: 0 HBP: 0 BLK: 0 WP: 0 HR: 0 S: 40 P: 56 ERA: 0.00 WHIP: 1.111							

AB 32  
R 0  
H 6  
RBI 0  
BB 4  
SO 4  
LOB 18



Batter	1	2	3	4	5	6	7	8	9	AB	R	H	RBI	BB	SO	LOB	BOTTOM			
Mitt Thompson, L OBP: 0.351, SLG: 0.386 (1, 8)	F9 BB BB	G3		3B 2B		E6 FC9-6		1-3 1B		4	1	2	0	1	0	2	<b>Montreal Expos @ Philadelphia Phillies</b> Veterans Stadium, Philadelphia, PA Wed Apr 29 1987, 7:05 PM EDT Att: 14,588 - Unknown			
Juan Samuel, R OBP: 0.333, SLG: 0.444 (1, 4)	F8		1B 2B	2H 3B		FC9-6 BB S		1-3 1-2		5	1	2	1	0	0	4				
Von Hayes, L OBP: 0.417, SLG: 0.338 (1, 3)	4-0 1-2 BB		4-0 1B BB	4-0 G5-4-3 BB		4-0 BB BB		0-3 K		1	0	0	0	4	1	1				
Mike Schmidt, R OBP: 0.410, SLG: 0.552 (1, 5)	F9		1-2 2H 1B	G5-4-3 1-2 1B		4-0 BB BB		BB		3	0	1	2	1	0	4				
Mike Easter, L Greg Gross, L OBP: 0.313, SLG: 0.371 OBP: 0.167, SLG: 0.091 (1, 7) (7, 7)	G3		F5		4-3	F9				4	0	0	0	0	0	7				
Glenn Wilson, R OBP: 0.290, SLG: 0.415 (1, 9)		HR	K		5-3		K			4	1	1	1	0	2	2				
John Russell, R OBP: 0.182, SLG: 0.190 (1, 2)		K	1-2 2H 1B		6-3		F5			4	0	1	0	0	1	0				
Luis Aguayo, R OBP: 0.300, SLG: 0.444 (1, 6)		K		HR		5-3		5-3		4	1	1	1	0	1	0				
Shane Rawley, R OBP: 0.417, SLG: 0.364 (1, 1)	WP 1B			K		FC9-6 BB E		F5		4	1	2	0	0	1	0				
<b>Inning Stats</b>	R: 0 E: 0 K: 0 S: 3	H: 0 LOB: 2 BB: 2 P: 11	R: 1 E: 0 K: 2 S: 9	H: 2 LOB: 1 BB: 0 P: 9	R: 1 E: 0 K: 1 S: 7	H: 3 LOB: 1 BB: 1 P: 11	R: 2 E: 0 K: 1 S: 7	H: 3 LOB: 1 BB: 1 P: 11	R: 0 E: 0 K: 0 S: 3	H: 0 LOB: 0 BB: 0 P: 3	R: 1 E: 1 K: 0 S: 5	H: 1 LOB: 2 BB: 2 P: 13	R: 0 E: 0 K: 1 S: 5	H: 0 LOB: 0 BB: 0 P: 5	R: 0 E: 0 K: 1 S: 6	H: 1 LOB: 1 BB: 0 P: 6		1B: 5 2B: 2 3B: 1 HR: 2	SF: 0 SAC: 0 DP: 1 HBP: 0	WP: 1 PB: 0 CS: 0
<b>PITCHER</b> Bob Sebra, R Larry Sorensen, R Bill Campbell, R Tim Burke, R Randy St. Claire, R ERA: 3.88 ERA: 2.08 ERA: 3.0 ERA: 6.23 ERA: 4.38 (1, 1) (4, 1) (6, 1) (7, 1) (8, 1)	IP: 3.1 WLS: L BF: 20 H: 4 R: 4 ER: 4 SO: 4 BB: 3 IBB: 0 HBP: 0 BLK: 0 WP: 1 HR: 2 S: 25 P: 37 ERA: 10.80 WHIP: 3.300											<b>PITCHER</b>	IP: 3.1 WLS: L BF: 20 H: 4 R: 4 ER: 4 SO: 4 BB: 3 IBB: 0 HBP: 0 BLK: 0 WP: 1 HR: 2 S: 25 P: 37 ERA: 10.80 WHIP: 3.300							

AB 33  
R 5  
H 10  
RBI 5  
BB 6  
SO 6  
LOB 20





Batter	1	2	3	4	5	6	7	8	9	AB	R	H	RBI	BB	SO	LOB	TOP										
<b>Tracy Jones, R</b> OBP: 0.396, SLG: 0.610 (1, 7)	4-0 S BB		0-0 1B BLK HR 1B		0-0 5-3	0-0 4-3			0-0 6-3	4	1	1	0	1	0	1											
<b>Kurt Stillwell, S</b> OBP: 0.378, SLG: 0.480 (1, 6)	0-3 K		0-0 HR HBP 1B		0-0 G3		0-0 F6		0-0 F	5	1	2	0	0	1	1											
<b>Dave Parker, L</b> OBP: 0.327, SLG: 0.582 (1, 9)	0-3 K		1-0 HR HBP		0-0 4-3		0-3 K		0-0 E4	4	1	0	0	0	2	2											
<b>Eric Davis, R</b> OBP: 0.457, SLG: 0.802 (1, 8)	0-0 F8		0-0 HR			0-0 HR			4-0 IBB	4	2	3	5	1	0	1											
<b>Buddy Bell, R</b> OBP: 0.360, SLG: 0.460 (1, 5)		0-0 HR	0-0 F7			0-0 3B 2B			0-0 6-3	5	2	2	1	0	1	4											
<b>Bo Diaz, R</b> OBP: 0.309, SLG: 0.360 (1, 2)		0-0 6-3	0-0 F3			0-0 F7			0-0 F7	4	0	0	0	0	0	1											
<b>Dave Concepcion, R</b> OBP: 0.375, SLG: 0.341 (1, 3)		0-0 F9		0-0 F9		0-0 5-3		0-3 K		4	0	0	0	0	1	1											
<b>Ron Oester, S</b> OBP: 0.359, SLG: 0.439 (1, 4)		0-0 F8		0-0 F9		0-0 1B 3B		0-0 F7		4	1	1	1	0	0	0											
<b>Mario Soto, R</b> OBP: 0.143, SLG: 0.143 (1, 1)			0-3 K		0-0 F2				0-0 4-3	2	0	0	0	0	1	0											
<b>Terry Francona, L</b> OBP: 0.259, SLG: 0.246 (6, PH)										1	0	1	1	0	0	0											
<b>Frank Williams, R</b> OBP: 0.259, SLG: 0.246 (6, PH)										0	0	0	0	0	0	0											
<b>Rob Murphy, L</b> OBP: 0.259, SLG: 0.246 (7, 1)										0	0	0	0	0	0	0											
<b>Ron Robinson, R</b> OBP: 0.259, SLG: 0.246 (8, 1)										1	0	0	0	0	0	0											
<b>Inning Stats</b>	R: 0 E: 0 K: 2 S: 7	H: 0 LOB: 1 BB: 1 P: 11	R: 1 E: 0 K: 0 S: 4	H: 1 LOB: 0 BB: 0 P: 4	R: 4 E: 0 K: 1 S: 8	H: 3 LOB: 0 BB: 0 P: 9	R: 0 E: 0 K: 0 S: 3	H: 0 LOB: 0 BB: 0 P: 3	R: 0 E: 0 K: 0 S: 3	H: 0 LOB: 0 BB: 0 P: 3	R: 3 E: 0 K: 0 S: 7	H: 4 LOB: 1 BB: 0 P: 7	R: 0 E: 0 K: 2 S: 8	H: 1 LOB: 1 BB: 0 P: 8	R: 0 E: 0 K: 1 S: 5	H: 0 LOB: 0 BB: 1 P: 5	R: 0 E: 1 K: 0 S: 5	H: 1 LOB: 3 BB: 1 P: 9	1B: 5 2B: 1 3B: 1 HR: 3	SF: 0 SAC: 0 DP: 0 HBP: 1	WP: 0 PA: 41 PB: 0 SB: 1 CS: 0						
<b>PITCHER</b>	IP	WLS	BF	H	R	ER	SO	BB	IBB	HBP	BLK	WP	HR	S	P	ERA	WHIP										
<b>Don Carman, L</b> ERA: 4.13 (1, 1)	5.0	L	23	6	7	7	3	1	0	1	1	0	3	27	32	12.60	1.400										
<b>Tom Hume, R</b> ERA: 9.91 (6, 1)	1.0		5	2	1	1	0	0	0	0	0	0	0	5	5	9.00	2.000										
<b>Wally Ritchie, L</b> ERA: 9.91 (7, 1)	1.0		4	1	0	0	2	0	0	0	0	0	0	8	8	0.00	1.000										
<b>Kent Tekulve, R</b> ERA: 2.85 (8, 1)	2.0		9	1	0	0	1	0	1	0	0	0	0	10	14	0.00	0.500										

Cincinnati Reds @ Philadelphia Phillies  
Veterans Stadium, Philadelphia, PA  
Fri May 01 1987, 7:05 PM EDT  
Att: 21,249 - Unknown

AB 38  
R 8  
H 10  
RBI 8  
BB 2  
SO 6  
LOB 11



Batter	1	2	3	4	5	6	7	8	9	AB	R	H	RBI	BB	SO	LOB	BOTTOM										
<b>Mitt Thompson, L</b> OBP: 0.333, SLG: 0.365 (1, 8)	0-0 4-3		0-0 F7	0-0 F8			0-3 K			4	0	0	0	0	1	0											
<b>Juan Samuel, R</b> OBP: 0.340, SLG: 0.447 (1, 4)	0-0 S 1B		0-0 F9		0-0 CS 1B		0-0 F9			4	0	2	0	0	0	0											
<b>Von Hayes, L</b> OBP: 0.409, SLG: 0.324 (1, 3)	0-0 F8		4-0 HR BB		0-0 4-3		0-0 F7			3	1	0	0	1	0	2											
<b>Mike Schmidt, R</b> OBP: 0.402, SLG: 0.577 (1, 5)	0-3 K		0-0 HR		0-0 F9		0-3 K			4	1	1	2	0	2	1											
<b>Mike Easter, L</b> OBP: 0.309, SLG: 0.364 (1, 7)		0-0 G3	0-0 1B			0-0 G3		0-0 F9		4	0	1	0	0	0	0											
<b>Glenn Wilson, R</b> OBP: 0.301, SLG: 0.464 (1, 9)		0-0 HR	0-0 1B			0-3 K		0-0 F8		4	1	2	1	0	1	0											
<b>John Russell, R</b> OBP: 0.192, SLG: 0.320 (1, 2)		0-0 HR	0-3 K			0-0 5-3		0-3 K		4	1	1	1	0	2	2											
<b>Luis Aguayo, R</b> OBP: 0.294, SLG: 0.516 (1, 6)		0-0 F7		0-0 F7			0-0 HR		0-3 K	4	1	1	1	0	1	0											
<b>Don Carman, L</b> ERA: 4.13 (1, 1)		0-0 F7		0-0 4-3			0-0 L6			2	0	0	0	0	0	0											
<b>Tom Hume, R</b> ERA: 9.91 (6, 1)										0	0	0	0	0	0	0											
<b>Wally Ritchie, L</b> ERA: 9.91 (7, 1)										0	0	0	0	0	0	0											
<b>Greg Gross, L</b> OBP: 0.154, SLG: 0.083 (7, PH)										1	0	0	0	0	0	0											
<b>Kent Tekulve, R</b> ERA: 2.85 (8, 1)										0	0	0	0	0	0	0											
<b>Inning Stats</b>	R: 0 E: 0 K: 1 S: 6	H: 1 LOB: 0 BB: 0 P: 6	R: 2 E: 0 K: 0 S: 5	H: 2 LOB: 0 BB: 0 P: 5	R: 2 E: 0 K: 1 S: 8	H: 3 LOB: 2 BB: 1 P: 12	R: 0 E: 0 K: 0 S: 3	H: 0 LOB: 0 BB: 0 P: 3	R: 0 E: 0 K: 1 S: 5	H: 0 LOB: 0 BB: 0 P: 5	R: 1 E: 0 K: 1 S: 6	H: 1 LOB: 0 BB: 0 P: 6	R: 0 E: 0 K: 1 S: 5	H: 0 LOB: 0 BB: 0 P: 5	R: 0 E: 0 K: 2 S: 7	H: 0 LOB: 0 BB: 0 P: 7	1B: 4 2B: 0 3B: 0 HR: 4	SF: 0 SAC: 0 DP: 0 HBP: 0	WP: 0 PA: 35 PB: 0 SB: 1 CS: 1								
<b>PITCHER</b>	IP	WLS	BF	H	R	ER	SO	BB	IBB	HBP	BLK	WP	HR	S	P	ERA	WHIP										
<b>Mario Soto, R</b> ERA: 4.15 (1, 1)	5.0	W	22	7	4	4	2	1	0	0	0	0	1	6	6	9.00	1.600										
<b>Frank Williams, R</b> ERA: 2.51 (6, 1)	1.0		4	1	1	1	1	0	0	0	0	0	1	6	6	9.00	1.000										
<b>Rob Murphy, L</b> ERA: 1.77 (7, 1)	1.0		3	0	0	0	1	0	0	0	0	0	0	5	5	0.00	0.000										
<b>Ron Robinson, R</b> ERA: 2.05 (8, 1)	2.0	S	6	0	0	0	3	0	0	0	0	0	0	12	12	0.00	0.000										

Cincinnati Reds @ Philadelphia Phillies  
Veterans Stadium, Philadelphia, PA  
Fri May 01 1987, 7:05 PM EDT  
Att: 21,249 - Unknown

AB 34  
R 5  
H 8  
RBI 5  
BB 1  
SO 7  
LOB 5





Batter	1	2	3	4	5	6	7	8	9	AB	R	H	RBI	BB	SO	LOB	TOP			
<b>Tracy Jones, R</b> OBP: 0.358, SLG: 0.543 (1.7)	0-0 5-3		0-0 5-3			0-0 4-3		0-0 K	0-0 F4	5	0	0	0	0	1	1	<b>Cincinnati Reds @ Philadelphia Phillies</b> Veterans Stadium, Philadelphia, PA Sat May 02 1987, 7:05 PM EDT Att: 32,103 - Unknown			
<b>Kurt Stillwell, S</b> OBP: 0.384, SLG: 0.481 (1.6)	0-0 1B			0-0 F7		0-0 5-3		0-0 1B	0-0 FC3-6	4	0	2	0	0	0	0				
<b>Dave Parker, L</b> OBP: 0.324, SLG: 0.569 (1.9)	0-0 F9			0-0 4-3		0-0 1B		0-0 FC3-6	0-0 2B WP	4	1	1	0	0	0	2				
<b>Eric Davis, R</b> OBP: 0.458, SLG: 0.800 (1.8)	0-0 5-3			0-0 HR		0-0 F4		0-0 1B	0-0 WP	4	1	2	0	0	0	2				
<b>Buddy Bell, R</b> OBP: 0.365, SLG: 0.489 (1.5)		0-3 K		0-0 HR			0-0 6-3	0-0 S	0-0 BB	3	1	1	2	1	1	0				
<b>Bo Diaz, R</b> OBP: 0.294, SLG: 0.342 (1.2)	0-0 4-3			0-0 6-3			0-0 5-3	0-0 F6	0-0 1-2	4	0	0	0	0	0	2				
<b>Dave Concepcion, R</b> OBP: 0.385, SLG: 0.326 (1.3)	0-0 1-3			4-0 BB		4-0 BB		0-0 6-3		2	0	0	0	2	0	0				
<b>Ron Oester, S</b> OBP: 0.365, SLG: 0.435 (1.4)			0-0 4-3		0-0 G1-4-3		4-0 BB	0-0 FC3-6	0-0 1B	3	0	1	0	1	0	1				
<b>Tom Browning, L</b> OBP: 0.286, SLG: 0.143 (2.1)	0-0 4-3			0-0 4-3		0-0 F7		0-0 FC3-6	0-0 1-2	0	0	0	0	0	0	0				
<b>Bill Landrum, R</b> OBP: 0.333, SLG: 0.333 (5. PH)										1	0	0	0	0	0	0				
<b>Terry Francona, R</b> OBP: 0.254, SLG: 0.241 (5. PH)										0	0	0	0	0	0	0				
<b>Guy Hoffmann, L</b> OBP: 0.254, SLG: 0.241 (5. PH)										0	0	0	0	0	0	0				
<b>Lloyd McClendon, R</b> OBP: 0.254, SLG: 0.241 (7. PH)										0	0	0	0	0	1	2				
<b>Frank Williams, R</b> OBP: 0.351, SLG: 0.704 (9. PH)										1	0	0	0	0	0	1				
<b>Inning Stats</b>	R: 0 E: 0 K: 0 S: 4	H: 1 LOB: 1 BB: 0 P: 4	R: 0 E: 0 K: 1 S: 5	H: 0 LOB: 0 BB: 0 P: 5	R: 0 E: 0 K: 0 S: 3	H: 0 LOB: 0 BB: 0 P: 3	R: 2 E: 0 K: 0 S: 5	H: 2 LOB: 0 BB: 1 P: 6	R: 0 E: 0 K: 0 S: 4	H: 1 LOB: 1 BB: 0 P: 4	R: 0 E: 0 K: 1 S: 5	H: 0 LOB: 2 BB: 2 P: 13	R: 1 E: 0 K: 1 S: 7	H: 2 LOB: 2 BB: 1 P: 11	R: 0 E: 0 K: 0 S: 4	H: 1 LOB: 1 BB: 0 P: 4	1B: 5 2B: 1 3B: 0 HR: 1	SF: 0 SAC: 0 DP: 1 HBP: 0	WP: 1 PB: 0 SB: 1 CS: 0	PA: 37
<b>PITCHER</b>	IP WLS BF H R ER SO BB IBB HBP BLK WP HR S P ERA WHIP																			
<b>Bruce Ruffin, L</b> ERA: 4.83 (1.1)	7.2 W 32 6 3 3 3 4 0 0 0 1 1 34 50 3.52 1.304																			
<b>Kent Tekulve, R</b> ERA: 2.45 (8.1)	1.1 5 1 0 0 0 0 0 0 0 0 0 5 5 0.00 0.750																			



Batter	1	2	3	4	5	6	7	8	9	AB	R	H	RBI	BB	SO	LOB	BOTTOM	
<b>Mitt Thompson, L</b> OBP: 0.337, SLG: 0.359 (1.8)	0-3 K	4-0 3B BB		0-0 S		0-3 K		0-0 6-3		4	2	1	0	1	2	0	<b>Cincinnati Reds @ Philadelphia Phillies</b> Veterans Stadium, Philadelphia, PA Sat May 02 1987, 7:05 PM EDT Att: 32,103 - Unknown	
<b>Juan Samuel, R</b> OBP: 0.333, SLG: 0.456 (1.4)	0-0 4-3	0-0 SF9		0-0 6-3		0-0 F9		0-0 E6	0-0 WP S	5	1	1	2	0	0	1		
<b>Von Hayes, L</b> OBP: 0.430, SLG: 0.343 (1.3)	4-0 2B BB	0-0 SF9		0-0 WP		0-0 HR		4-0 1B	4-0 IBB	2	2	2	2	2	0	0		
<b>Mike Schmidt, R</b> OBP: 0.418, SLG: 0.640 (1.5)	0-0 1B	0-0 FC4-6		0-0 4-3		0-0 HR		0-3 K		4	2	3	3	0	0	1		
<b>Rick Schu, R</b> OBP: 0.093, SLG: 0.333 (8.5)	1-0 1B	0-0 1B		0-0 4-3		1-0 HR		0-0 K		1	0	0	0	0	1	2		
<b>Glenn Wilson, R</b> OBP: 0.299, SLG: 0.452 (1.9)	0-0 E	0-0 FC4-6		0-0 F8		0-0 5-3		0-0 K		4	0	1	1	0	0	1		
<b>Lance Parrish, R</b> OBP: 0.270, SLG: 0.338 (1.2)	0-0 E6		0-0 L4		0-0 BB		0-0 F8			4	0	2	0	0	0	0		
<b>Chris James, R</b> OBP: 0.324, SLG: 0.333 (1.7)	0-3 K		0-0 3-1		4-0 BB		0-0 1-3			3	0	0	0	1	1	2		
<b>Luis Aguayo, R</b> OBP: 0.289, SLG: 0.514 (1.6)		0-0 3B		0-0 K		0-0 F8		0-3 K		4	1	1	0	0	2	2		
<b>Bruce Ruffin, S</b> ERA: 2.2 (8.7)	0-3 K		0-3 K		0-0 4-3		0-0 L5			3	0	0	0	0	2	3		
<b>Inning Stats</b>	R: 2 E: 1 K: 2 S: 10	H: 3 LOB: 2 BB: 1 P: 14	R: 3 E: 0 K: 1 S: 8	H: 3 LOB: 1 BB: 1 P: 12	R: 0 E: 0 K: 1 S: 5	H: 0 LOB: 0 BB: 0 P: 5	R: 1 E: 0 K: 1 S: 7	H: 2 LOB: 1 BB: 0 P: 7	R: 0 E: 0 K: 0 S: 4	H: 1 LOB: 2 BB: 1 P: 8	R: 2 E: 0 K: 1 S: 7	H: 2 LOB: 0 BB: 0 P: 7	R: 0 E: 1 K: 1 S: 6	H: 0 LOB: 2 BB: 1 P: 10	1B: 7 2B: 2 3B: 1 HR: 1	SF: 1 SAC: 0 DP: 0 HBP: 0	WP: 2 PB: 0 SB: 2 CS: 0	PA: 40
<b>PITCHER</b>	IP WLS BF H R ER SO BB IBB HBP BLK WP HR S P ERA WHIP																	
<b>Tom Browning, L</b> ERA: 7.24 (1.1)	1.2 L 13 5 2 1 1 2 0 0 0 0 1 0 13 13 3.86 4.800																	
<b>Bill Landrum, R</b> ERA: 5.03 (2.1)	2.1 9 2 1 1 2 0 0 0 0 0 1 0 13 13 3.86 4.800																	
<b>Guy Hoffman, L</b> ERA: 2.79 (5.1)	2.0 10 3 2 2 1 1 0 0 0 0 1 11 15 9.00 2.000																	
<b>Frank Williams, R</b> ERA: 2.2 (7.1)	2.0 8 0 0 0 2 0 1 0 0 1 0 11 15 0.00 0.000																	

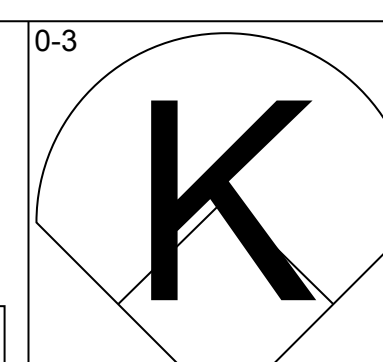
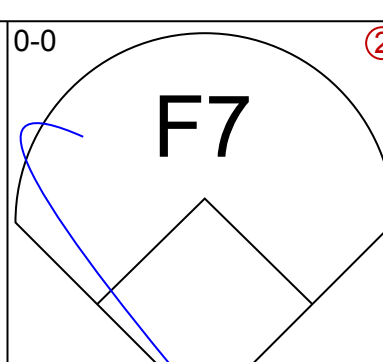
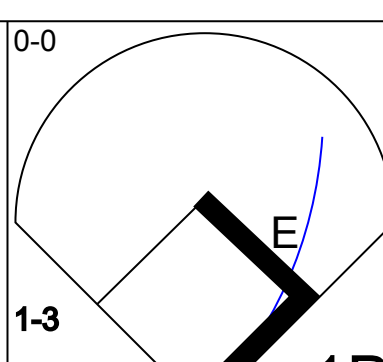
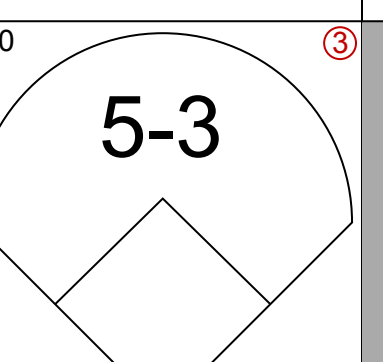
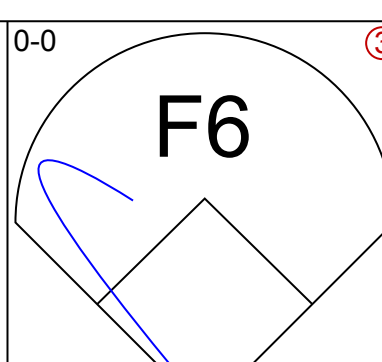
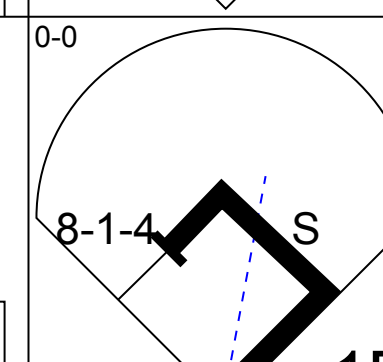
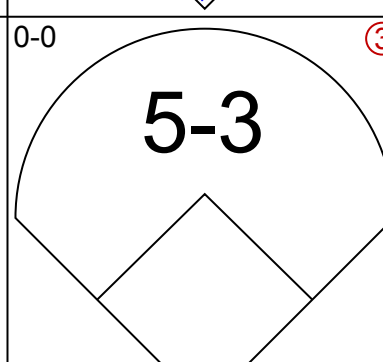
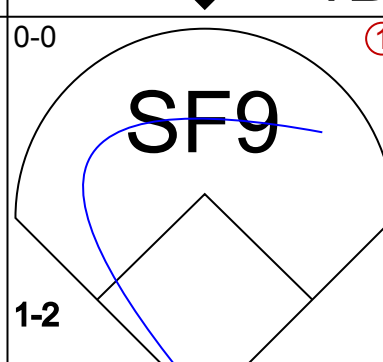
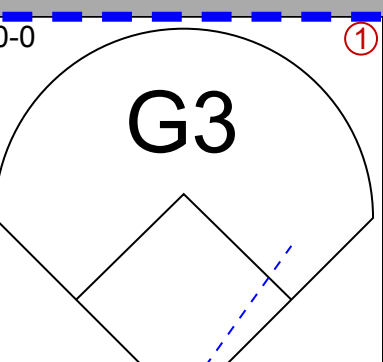
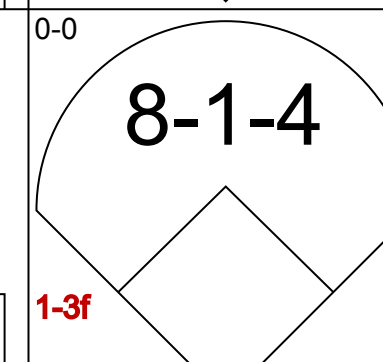
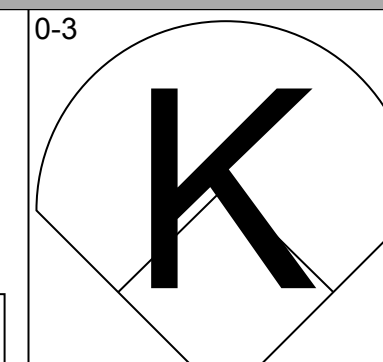
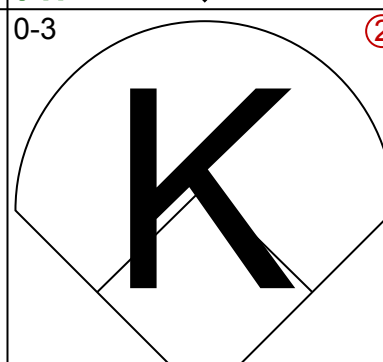
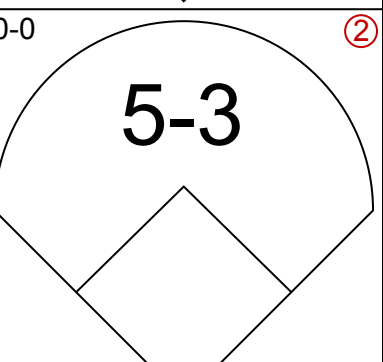
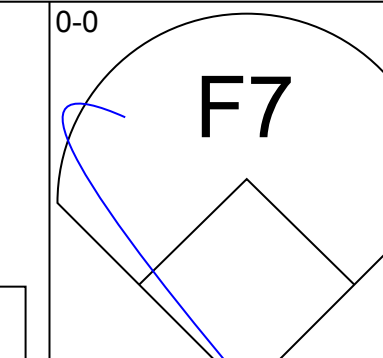
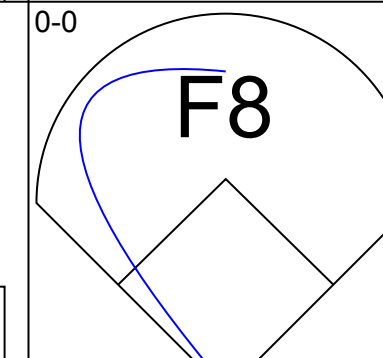
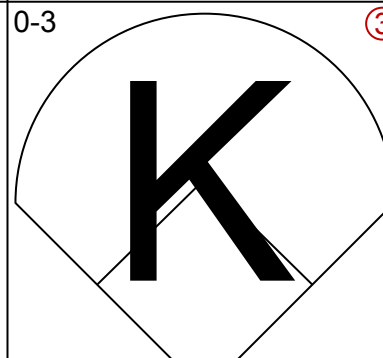
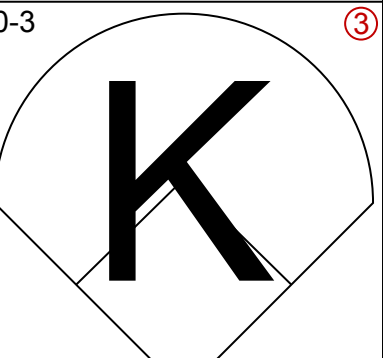
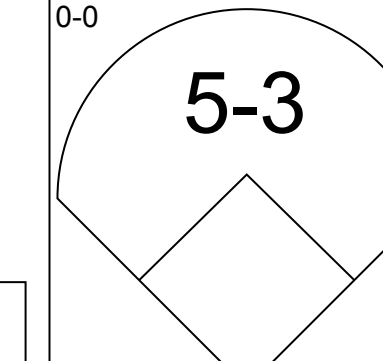
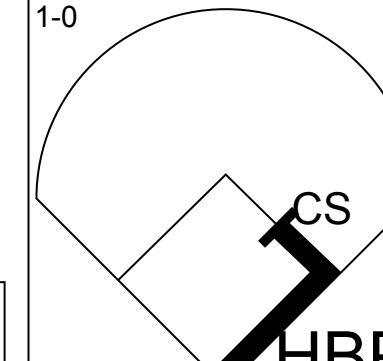
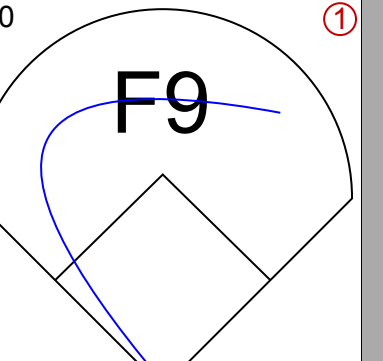
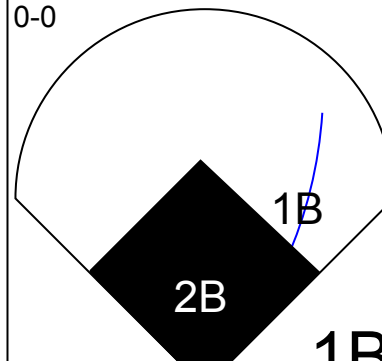
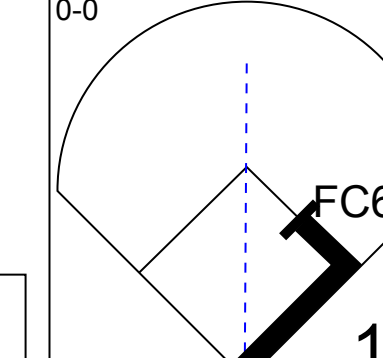
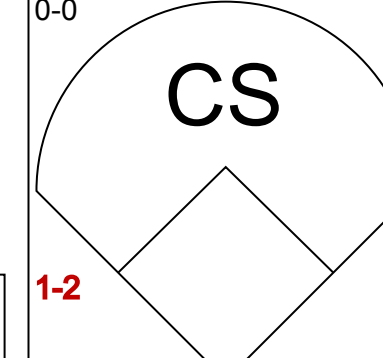
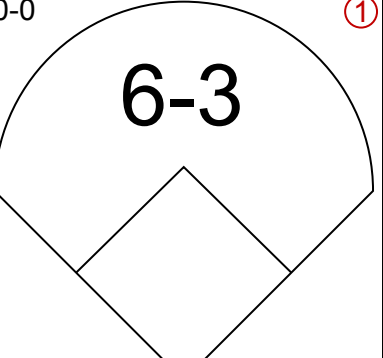
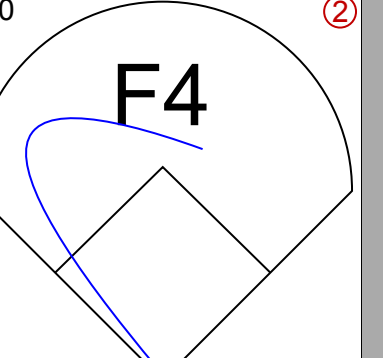
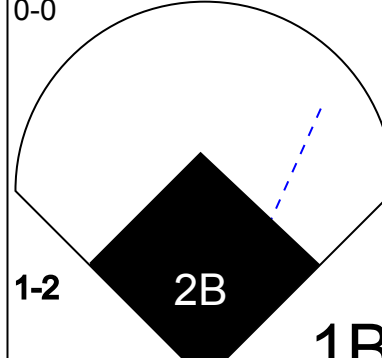
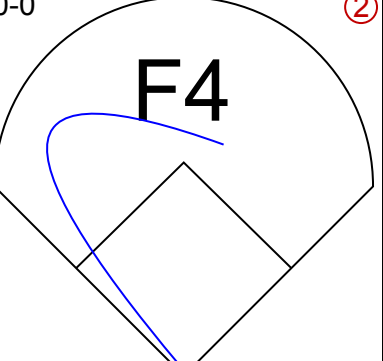
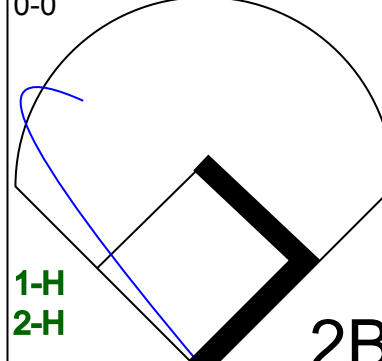
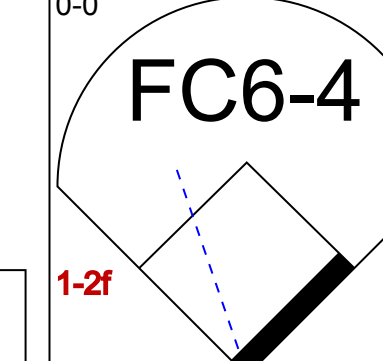
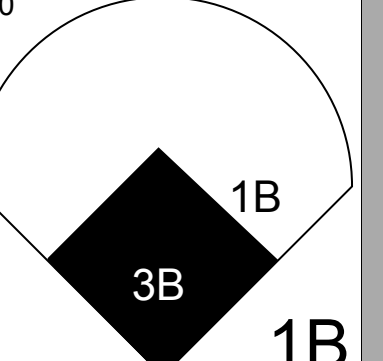
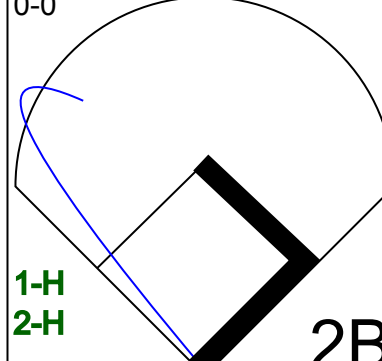
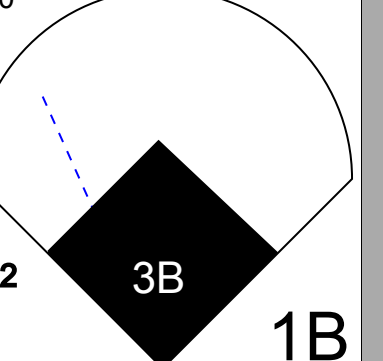
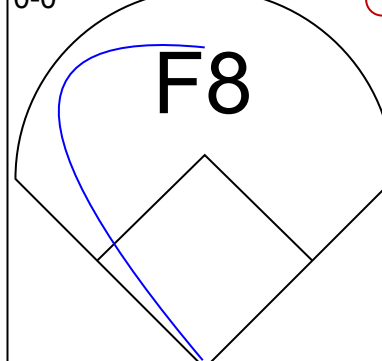
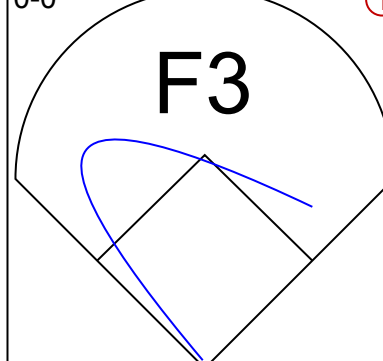
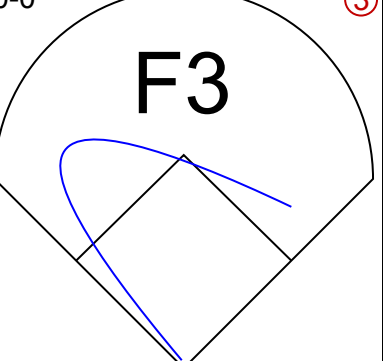
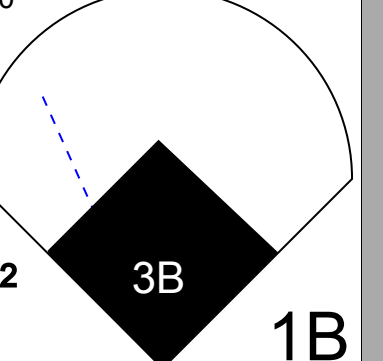
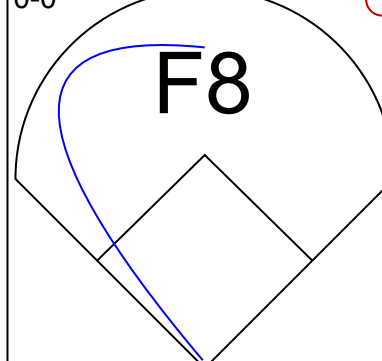
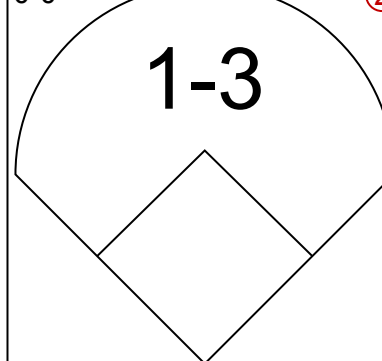
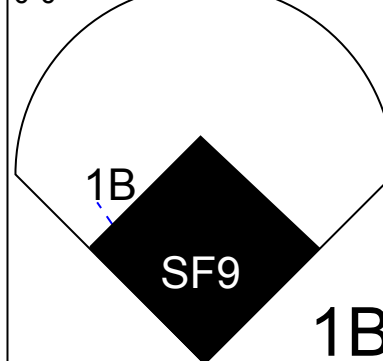
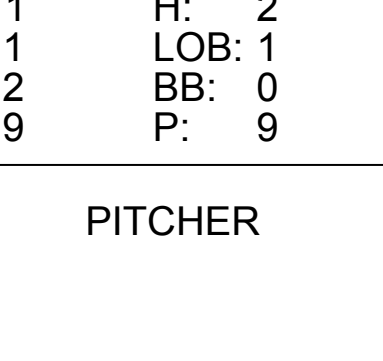




Batter	1	2	3	4	5	6	7	8	9	AB	R	H	RBI	BB	SO	LOB	TOP								
<b>Kal Daniels, L</b> OBP: 0.366, SLG: 0.733 (1, 7)	0-3 K		0-0 HR	4-0 HR BB	0-0 FC5-4			0-0 1B		4	2	2	1	1	1	1	<b>Cincinnati Reds @ Philadelphia Phillies</b> Veterans Stadium, Philadelphia, PA Sun May 03 1987, 3:33 AM EDT Att: 33,062 - Unknown								
<b>Kurt Stillwell, S</b> OBP: 0.374, SLG: 0.458 (1, 6)	0-0 F9		0-0 F9	4-0 HR BB		0-3 K		0-0 F5		4	1	0	0	1	1	1									
<b>Dave Parker, L</b> OBP: 0.319, SLG: 0.551 (1, 9)	0-3 K		0-3 K	0-0 F5		0-0 F9		0-0 1B		5	0	1	0	0	2	3									
<b>Eric Davis, R</b> OBP: 0.475, SLG: 0.900 (1, 8)		0-0 2-3 1B	0-0 HR	0-0 HR		0-0 HR		0-3 K		5	4	4	6	0	1	2									
<b>Buddy Bell, R</b> OBP: 0.367, SLG: 0.484 (1, 5)	0-0 2-3	0-0 1-3	0-0 1B	0-0 1B		0-0 1-3			0-3 K	5	0	2	0	0	1	1									
<b>Bo Diaz, R</b> OBP: 0.300, SLG: 0.345 (1, 2)	0-0 1B	0-0 1B	0-0 1B	0-0 F9		0-0 6-3		0-3 K		5	0	2	1	0	1	1									
<b>Terry Francona, L</b> OBP: 0.239, SLG: 0.226 <b>Ron Robinson, R</b> (7, 1)	0-0 F8		0-0 FC6-4		0-0 F8		0-0 F6		0-3 K	4	0	0	0	0	0	3									
<b>Paul O'Neill, L</b> OBP: 0.400, SLG: 0.500 <b>John Franco, L</b> (9, 1)	0-0 F8		0-0 FC6-4		0-0 F8		0-0 F6		0-3 K	0	0	0	0	0	0	0									
<b>Ron Oester, S</b> OBP: 0.350, SLG: 0.416 (1, 4)	0-3 K			0-0 F8		0-3 K		0-3 K		4	0	0	0	0	3	1									
<b>Bill Gullickson, R</b> OBP: 0.308, SLG: 0.538 <b>Frank Williams, R</b> (6, 1)								0-3 K		3	2	3	1	0	0	0									
<b>Dave Concepcion, R</b> OBP: 0.377, SLG: 0.318 (7, 3)			0-0 HR	0-0 BB HR	0-0 FC5-4			0-3 K		0	0	0	0	0	0	0									
<b>Inning Stats</b>	R: 0 E: 0 K: 2 S: 7	H: 0 LOB: 0 BB: 0 P: 7	R: 1 E: 0 K: 1 S: 7	H: 2 LOB: 1 BB: 0 P: 7	R: 3 E: 0 K: 1 S: 10	H: 5 LOB: 2 BB: 0 P: 10	R: 4 E: 0 K: 0 S: 6	H: 3 LOB: 1 BB: 2 P: 14	R: 0 E: 0 K: 1 S: 6	H: 1 LOB: 1 BB: 0 P: 6	R: 1 E: 0 K: 1 S: 6	H: 1 LOB: 0 BB: 0 P: 6	R: 0 E: 0 K: 1 S: 5	H: 0 LOB: 0 BB: 0 P: 5	R: 0 E: 0 K: 2 S: 9	H: 2 LOB: 2 BB: 0 P: 9	R: 0 E: 0 K: 3 S: 9	H: 0 LOB: 0 BB: 0 P: 9	1B: 9 2B: 0 3B: 0 HR: 5	SF: 0 SAC: 0 DP: 0 HBP: 0	WP: 0 PB: 0 SB: 1 CS: 0	PA: 43			
<b>PITCHER</b>	IP	WLS	BF	H	R	ER	SO	BB	IBB	HBP	BLK	WP	HR	S	P	ERA	WHIP								
<b>Kevin Gross, R</b> ERA: 4.74 (1, 1)	2.2	L	14	6	4	4	4	0	0	0	0	0	3	22	12	13.50	2.250								
<b>Joe Cowley, R</b> ERA: 15.43 (3, 1)	0.2		6	2	3	3	0	2	0	0	0	0	0	4	12	40.50	6.000								
<b>Dan Schatzeder, L</b> ERA: 2.08 (4, 1)	2.2		12	4	2	2	2	0	0	0	0	0	2	16	16	6.75	1.500								
<b>Wally Ritchie, L</b> ERA: (7, 1)	2.0		8	2	0	0	3	0	0	0	0	0	0	14	14	0.00	1.000								
<b>Steve Bedrosian, R</b> ERA: 7.15 (9, 1)	1.0		3	0	0	0	3	0	0	0	0	0	0	9	9	0.00	0.000								

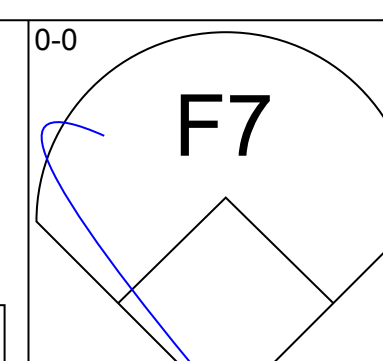
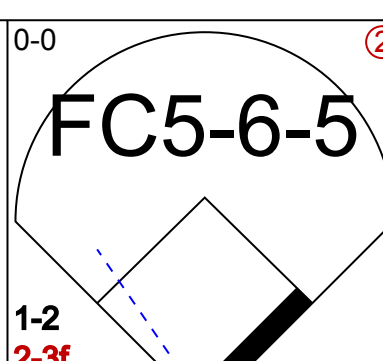
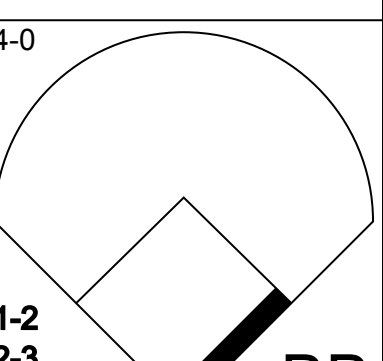
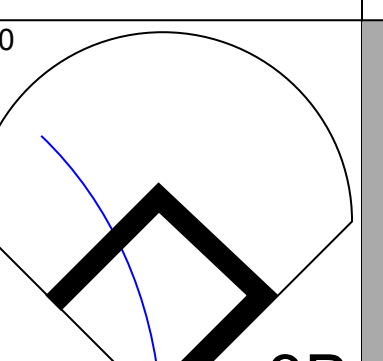
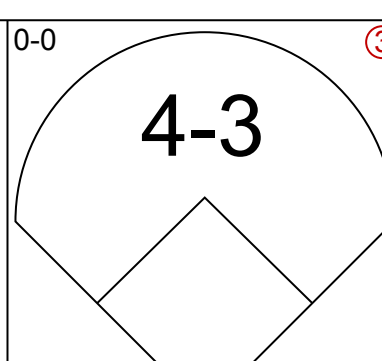
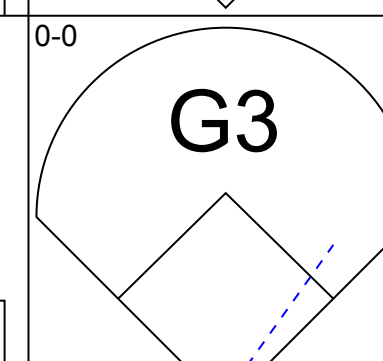
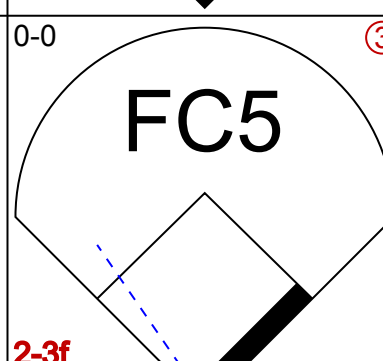
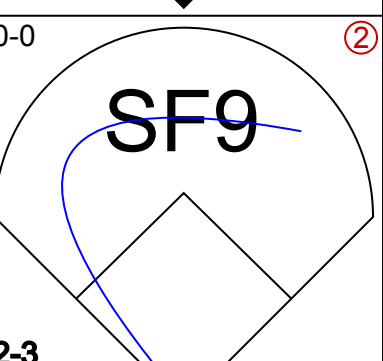
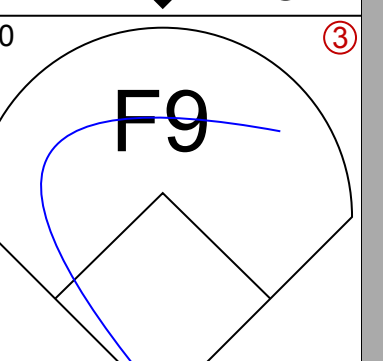
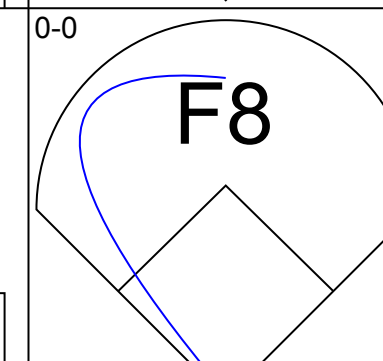
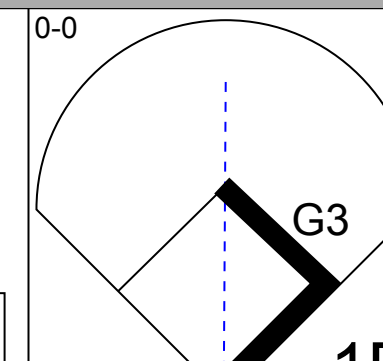
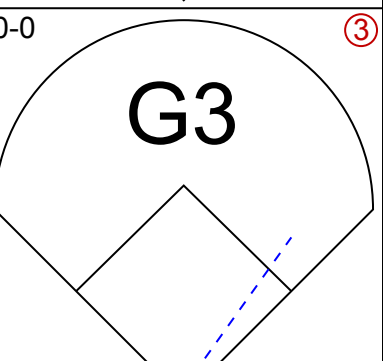
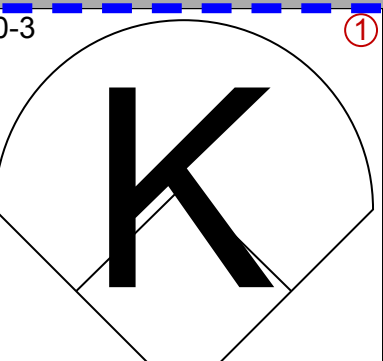
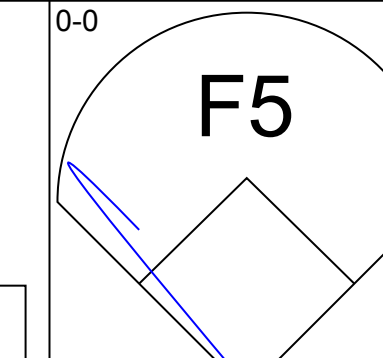
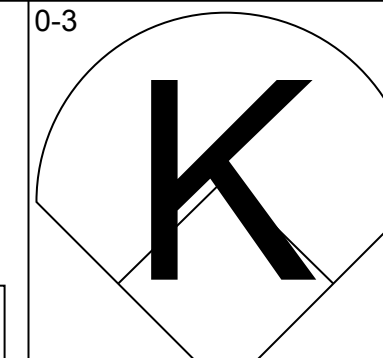
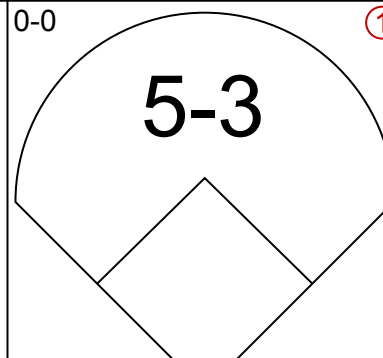
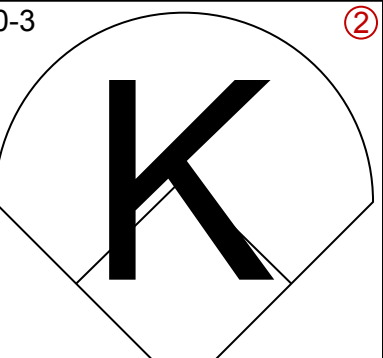
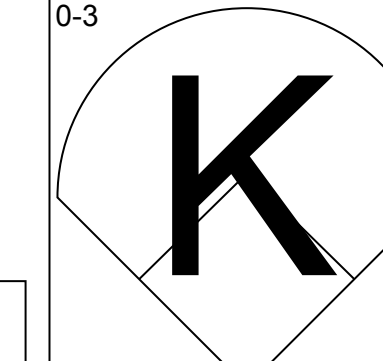
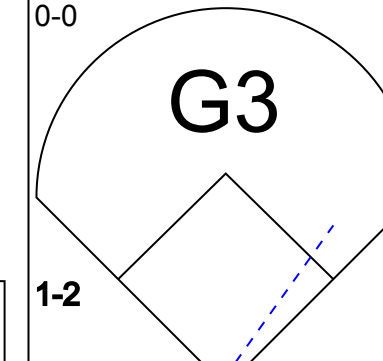
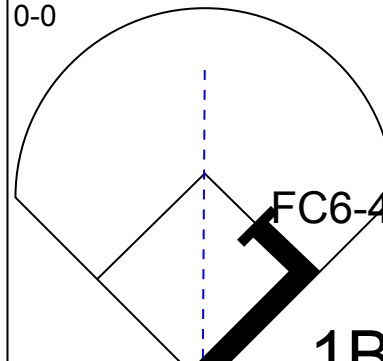
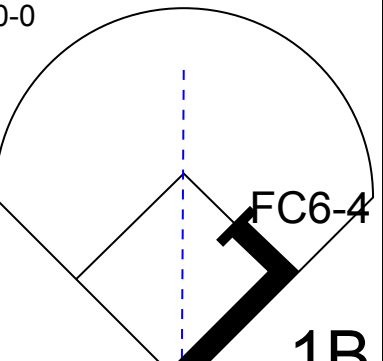
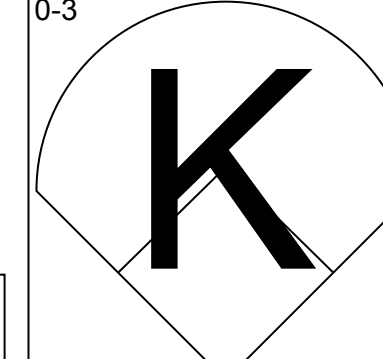
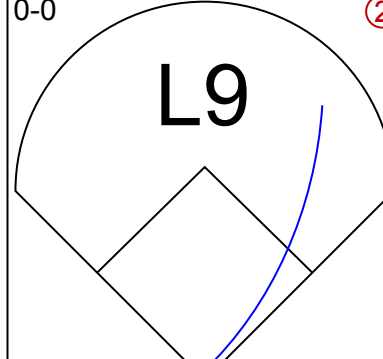
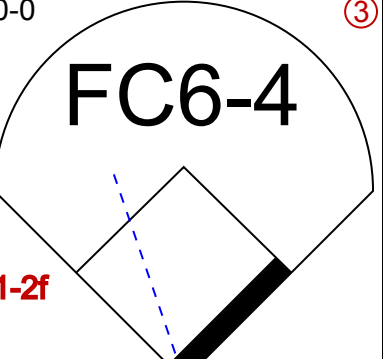
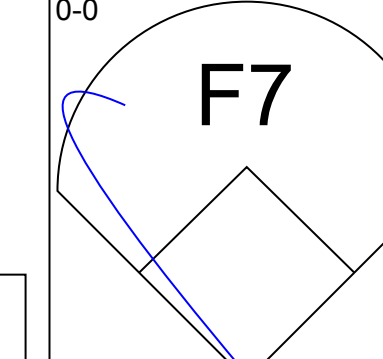
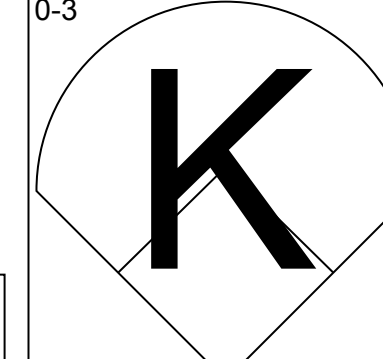
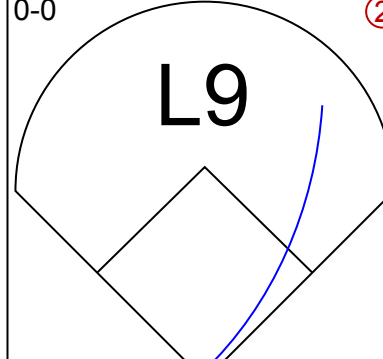
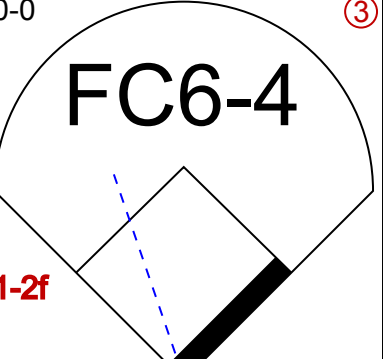
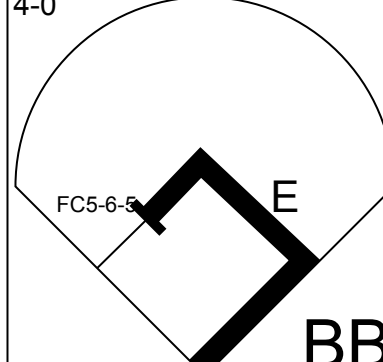
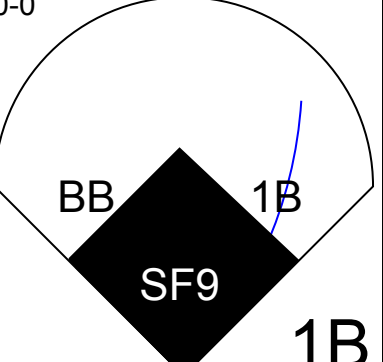
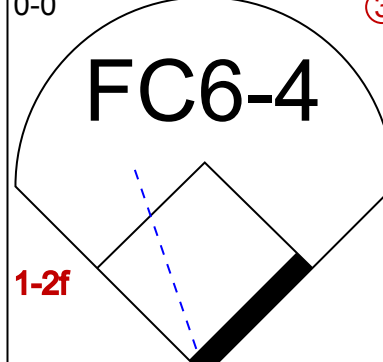

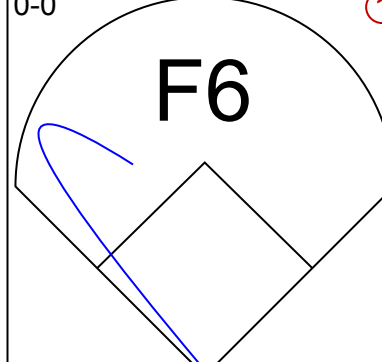
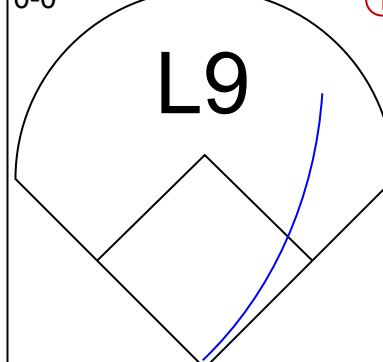
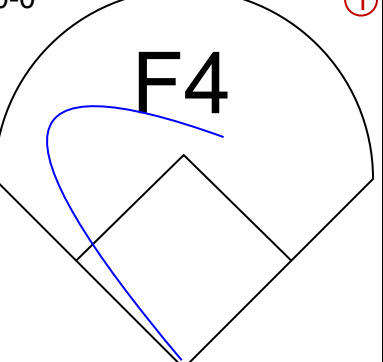
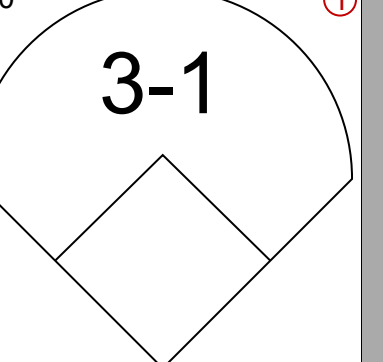
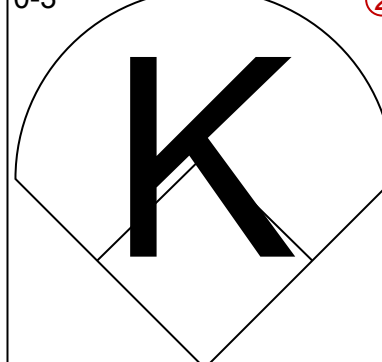
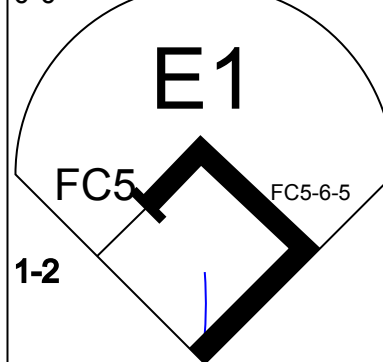
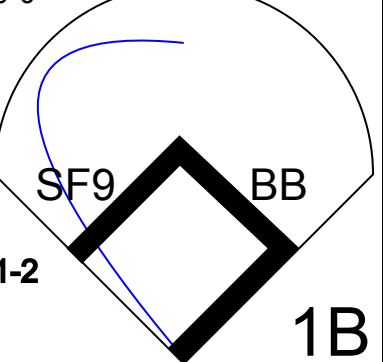
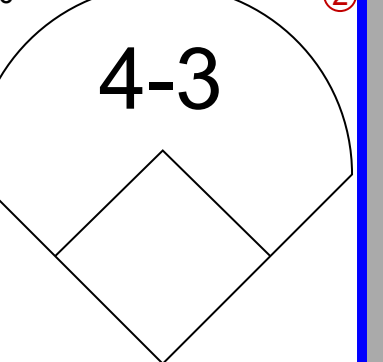
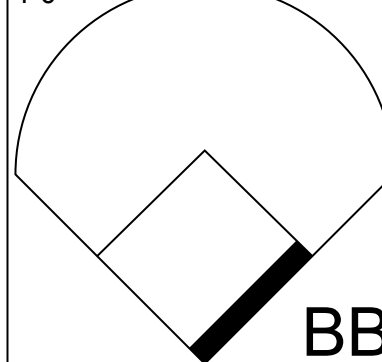
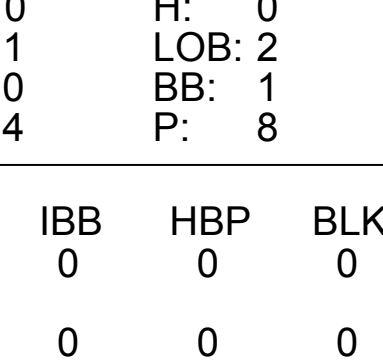
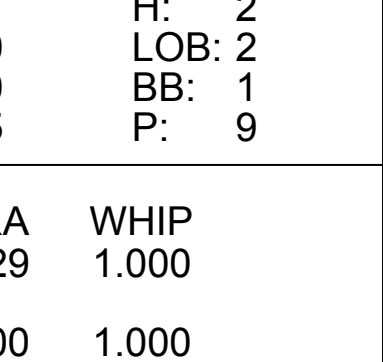
Batter	1	2	3	4	5	6	7	8	9	AB	R	H	RBI	BB	SO	LOB	BOTTOM								
<b>Milt Thompson, L</b> OBP: 0.341, SLG: 0.422 (1, 8)	0-0 4-3		0-0 6-3		0-0 2B 3B	0-0 HR		0-0 F8		5	2	2	2	0	0	1	<b>Cincinnati Reds @ Philadelphia Phillies</b> Veterans Stadium, Philadelphia, PA Sun May 03 1987, 3:33 AM EDT Att: 33,062 - Unknown								
<b>Juan Samuel, R</b> OBP: 0.337, SLG: 0.463 (1, 4)	0-0 F8		0-0 1B		0-0 1B 2B	0-0 6-3		0-0 F7		5	1	2	1	0	0	1									
<b>Von Hayes, L</b> OBP: 0.418, SLG: 0.333 (1, 3)	0-3 K 1B		0-0 F9		0-0 F9		0-0 BB 1B	0-0 F9		5	0	1	0	0	1	3									
<b>Mike Schmidt, R</b> OBP: 0.427, SLG: 0.638 (1, 5)	0-0 1-3 1B		0-0 F3		0-0 2H 1B		0-0 BB 1B		0-0 6-3	5	0	3	1	0	0	1									
<b>Mike Easter, L</b> OBP: 0.288, SLG: 0.338 (1, 7)	0-3 K			0-0 G3	0-0 L1		0-3 K		0-0 6-3	5	0	0	0	0	2	5									
<b>Lance Parrish, R</b> OBP: 0.286, SLG: 0.319 (1, 2)		4-0 BB		0-0 F2		0-0 F8	0-3 K		0-3 K	4	0	0	0	1	2	2									
<b>Glenn Wilson, R</b> OBP: 0.309, SLG: 0.447 (1, 9)		0-0 F4		0-0 F9		0-0 HR 1B	1-2 2-3 BB			3	1	1	0	1	0	1									
<b>Luis Aguayo, R</b> OBP: 0.286, SLG: 0.564 (1, 6)		0-0 F6			0-3 K	0-0 1H HR	0-0 F9			4	1	1	2	0	1	4									
<b>Kevin Gross, R</b> OBP: 0.355, SLG: 0.667 <b>Joe Cowley, R</b> OBP: 0.286, SLG: 0.286 <b>Dan Schatzeder, L</b> OBP: 0.326, SLG: 0.326 <b>Chris James, R</b> OBP: 0.326, SLG: 0.326 <b>Wally Ritchie, L</b> OBP: 0.326, SLG: 0.326 <b>Greg Gross, R</b> OBP: 0.326, SLG: 0.326 <b>Steve Bedrosian, R</b> OBP: 0.326, SLG: 0.326 (1, 1)	0-3 K				0-0 3B 1B		0-3 K		4-0 BB	1	0	0	0	0	1	1									
<b>Inning Stats</b>	R: 0 E: 0 K: 2 S: 9	H: 1 LOB: 2 BB: 0 P: 9	R: 0 E: 0 K: 1 S: 5	H: 0 LOB: 1 BB: 1 P: 9	R: 0 E: 0 K: 0 S: 4	H: 1 LOB: 1 BB: 0 P: 4	R: 0 E: 0 K: 0 S: 3	H: 0 LOB: 0 BB: 0 P: 3	R: 3 E: 0 K: 1 S: 9	H: 4 LOB: 1 BB: 0 P: 9	R: 3 E: 0 K: 1 S: 8	H: 3 LOB: 0 BB: 0 P: 8	R: 0 E: 0 K: 2 S: 9	H: 2 LOB: 3 BB: 1 P: 13	R: 0 E: 0 K: 0 S: 3	H: 0 LOB: 1 BB: 1 P: 7		R: 0 E: 0 K: 1 S: 5	H: 0 LOB: 0 BB: 0 P: 5	1B: 7 2B: 1 3B: 1 HR: 2	SF: 0 SAC: 0 DP: 0 HBP: 0	WP: 0 PB: 1 SB: 0 CS: 0	PA: 42		
<b>PITCHER</b>	IP	WLS	BF	H	R	ER	SO	BB	IBB	HBP	BLK	WP	HR	S	P	ERA	WHIP								
<b>Bill Gullickson, R</b> ERA: 3.43 (1, 1)	5.2	W	28	9	6	6	5	1	0	0	0	0	2	37	41	9.53	1.765								
<b>Frank Williams, R</b> ERA: 2.16 (6, 1)	0.1		1	0	0	0	0	0	0	0	0	0	0	1	1	0.00	0.000								
<b>Ron Robinson, R</b> ERA: 1.88 (7, 1)	2.0		10	2	0	0	2	2	0	0	0	0	0	12	20	0.00	2.000								
<b>John Franco, L</b> ERA: (9, 1)	1.0	S	3	0	0	0	1	0	0	0	0	0	0	5	5	0.00	0.000								



Batter	1	2	3	4	5	6	7	8	9	AB	R	H	RBI	BB	SO	LOB	TOP						
Bill Doran, S OBP: 0.270, SLG: 0.356 (1, 4)										5	0	1	0	0	1	3	Houston Astros @ Philadelphia Phillies Veterans Stadium, Philadelphia, PA Tue May 05 1987, 7:05 PM EDT Att: 15,611 - Unknown						
Billy Hatcher, R OBP: 0.414, SLG: 0.553 (1, 8)										3	0	1	1	0	0	1							
Phil Garner, R OBP: 0.333, SLG: 0.481 (1, 5)										4	0	0	0	0	2	2							
Glenn Davis, R OBP: 0.259, SLG: 0.396 (1, 3)										4	0	0	0	0	2	1							
Kevin Bass, S OBP: 0.374, SLG: 0.520 (1, 9)										3	1	1	0	0	0	0							
Jose Cruz, L OBP: 0.306, SLG: 0.377 (1, 7)										4	1	2	0	0	0	0							
Alan Ashby, S OBP: 0.365, SLG: 0.418 (9, PR)										4	1	2	2	0	0	1							
Tye Waller, R OBP: 0.167, SLG: 0.333 (9, 2)										0	0	0	0	0	0	0							
Mark Bailey, S OBP: 0.333, SLG: 0.276 (9, 2)										0	0	0	0	0	0	0							
Bert Pena, R OBP: 0.250, SLG: 0.172 (1, 6)										4	1	1	0	0	0	1							
Danny Darwin, R OBP: 0.308, SLG: 0.538 (8, 1)										0	0	0	0	0	0	0							
Terry Puhl, L OBP: 0.290, SLG: 0.379 (9, PH)										1	0	0	0	0	0	1							
Dave Smith, R (9, 1)										0	0	0	0	0	0	0							
<b>Inning Stats</b>	R: 0 E: 0 K: 1 S: 5	H: 1 LOB: 0 BB: 0 P: 5	R: 0 E: 0 K: 0 S: 4	H: 1 LOB: 1 BB: 0 P: 4	R: 0 E: 0 K: 0 S: 4	H: 1 LOB: 1 BB: 0 P: 4	R: 0 E: 0 K: 1 S: 4	H: 0 LOB: 0 BB: 0 P: 5	R: 0 E: 0 K: 0 S: 3	H: 0 LOB: 2 BB: 0 P: 3	R: 1 E: 1 K: 2 S: 9	H: 2 LOB: 1 BB: 0 P: 9	R: 2 E: 0 K: 0 S: 6	H: 3 LOB: 1 BB: 0 P: 6	R: 0 E: 0 K: 1 S: 5	H: 0 LOB: 0 BB: 0 P: 5	R: 2 E: 0 K: 0 S: 6	H: 3 LOB: 1 BB: 0 P: 6	1B: 8 2B: 3 3B: 1 HR: 0	SF: 1 SAC: 0 DP: 1 HBP: 1	WP: 0 PA: 38 PB: 0 SB: 1 CS: 1		
<b>PITCHER</b>	IP WLS BF H R ER SO BB IBB HBP BLK WP HR S P ERA WHIP	7.0 L 28 8 3 3 4 0 0 1 0 0 0 35 36 3.86 1.143	2.0 9 3 2 2 1 0 0 0 0 0 0 0 11 11 9.00 1.500																				

AB	35
R	5
H	11
RBI	5
BB	0
SO	5
LOB	10



Batter	1	2	3	4	5	6	7	8	9	AB	R	H	RBI	BB	SO	LOB	BOTTOM							
Milt Thompson, L OBP: 0.344, SLG: 0.437 (1, 8)										4	0	1	0	1	0	3	Houston Astros @ Philadelphia Phillies Veterans Stadium, Philadelphia, PA Tue May 05 1987, 7:05 PM EDT Att: 15,611 - Unknown							
Juan Samuel, R OBP: 0.324, SLG: 0.449 (1, 4)										3	0	0	1	0	0	3								
Von Hayes, L OBP: 0.412, SLG: 0.329 (1, 3)										4	0	1	0	0	1	2								
Mike Schmidt, R OBP: 0.410, SLG: 0.607 (1, 5)										4	0	0	0	0	2	1								
Mike Easter, L OBP: 0.289, SLG: 0.338 (6, PR)										3	0	1	0	0	1	1								
Chris James, R OBP: 0.333, SLG: 0.344 (7, 7)										1	0	1	0	0	0	0								
Glenn Wilson, R OBP: 0.294, SLG: 0.425 (1, 9)										4	0	0	0	0	1	3								
Lance Parrish, R OBP: 0.277, SLG: 0.320 (1, 2)										3	1	1	0	1	0	1								
Luis Aguayo, R OBP: 0.261, SLG: 0.512 (1, 6)										4	0	0	0	0	1	2								
Shane Rawley, R OBP: 0.429, SLG: 0.385 (7, PH)										2	0	1	0	0	0	1								
Greg Gross, L OBP: 0.168, SLG: 0.071 (8, 1)										1	0	0	0	0	0	0								
Kent Tekulve, R (8, 1)										0	0	0	0	0	0	0								
Ron Roenicke, S (9, PH)										0	0	0	1	0	0	0								
<b>Inning Stats</b>	R: 0 E: 0 K: 0 S: 3	H: 0 LOB: 0 BB: 0 P: 3	R: 0 E: 0 K: 1 S: 5	H: 0 LOB: 0 BB: 0 P: 5	R: 0 E: 1 K: 0 S: 4	H: 0 LOB: 2 BB: 1 P: 8	R: 0 E: 0 K: 2 S: 8	H: 1 LOB: 1 BB: 0 P: 8	R: 1 E: 0 K: 0 S: 5	H: 2 LOB: 2 BB: 1 P: 9	R: 0 E: 0 K: 0 S: 4	H: 1 LOB: 1 BB: 0 P: 4	R: 0 E: 0 K: 0 S: 4	H: 1 LOB: 1 BB: 0 P: 4	R: 0 E: 0 K: 2 S: 8	H: 1 LOB: 1 BB: 0 P: 8	R: 0 E: 0 K: 1 S: 5	H: 0 LOB: 1 BB: 1 P: 9	1B: 5 2B: 0 3B: 1 HR: 0	SF: 1 SAC: 0 DP: 0 HBP: 0	WP: 0 PA: 37 PB: 0 SB: 0 CS: 0			
<b>PITCHER</b>	IP WLS BF H R ER SO BB IBB HBP BLK WP HR S P ERA WHIP	7.0 W 29 5 1 1 3 2 0 0 0 0 0 8 8 0.00 1.000	1.0 4 1 0 0 2 0 0 0 0 0 0 0 8 8 0.00 1.000	1.0 4 0 0 0 1 1 0 0 0 0 0 0 5 9 0.00 1.000																				

AB	33
R	1
H	6
RBI	1
BB	3
SO	6
LOB	17





Batter	1	2	3	4	5	6	7	8	9	AB	R	H	RBI	BB	SO	LOB	TOP							
Bill Doran, S OBP: 0.283, SLG: 0.370 (1,4)										4	1	2	1	1	0	1								
Billy Hatcher, R OBP: 0.400, SLG: 0.538 (1,8)										3	0	0	1	0	0	3								
Phil Garner, R Denny Walling, L OBP: 0.354, SLG: 0.456 (6, PH) OBP: 0.326, SLG: 0.444 (8, 5)										3	0	0	0	0	1	0								
Glenn Davis, R OBP: 0.268, SLG: 0.394 (1,3)										3	0	1	0	1	0	2								
Kevin Bass, S OBP: 0.369, SLG: 0.510 (1,9)										4	0	1	0	0	1	2								
Jose Cruz, L OBP: 0.303, SLG: 0.370 (1,7)										4	1	1	0	0	0	2								
Alan Ashby, S Tye Waller, R Mark Bailey, S OBP: 0.317, SLG: 0.414 (7, PR) OBP: 0.167, SLG: 0.333 (7, 2) OBP: 0.333, SLG: 0.276 (7, 2)										3	0	1	0	0	0	1								
Bert Pena, R Craig Reynolds, L OBP: 0.257, SLG: 0.188 (9, PH) OBP: 0.397, SLG: 0.370 (9, 6)										3	0	1	0	0	1	0								
Nolan Ryan, R Jim Pankovits, R Larry Andersen, R Terry Puhl, L Dave Smith, R OBP: 0.083, SLG: 0.333 (7, PH) OBP: 0.167, SLG: 0.167 (7, 1) OBP: 0.313, SLG: 0.400 (9, PH)										2	0	0	0	0	2	0								
<b>Inning Stats</b>	R: 1 E: 0 K: 1 S: 6	H: 1 LOB: 1 BB: 1 P: 10	R: 0 E: 0 K: 2 S: 7	H: 0 LOB: 0 BB: 0 P: 7	R: 0 E: 0 K: 1 S: 5	H: 0 LOB: 0 BB: 0 P: 5	R: 0 E: 0 K: 1 S: 7	H: 2 LOB: 2 BB: 0 P: 7	R: 0 E: 0 K: 1 S: 5	H: 0 LOB: 1 BB: 1 P: 9	R: 0 E: 1 K: 0 S: 3	H: 0 LOB: 0 BB: 0 P: 3	R: 1 E: 0 K: 0 S: 6	H: 3 LOB: 2 BB: 0 P: 6	R: 0 E: 0 K: 0 S: 3	H: 1 LOB: 0 BB: 0 P: 3	R: 1 E: 0 K: 0 S: 5	H: 2 LOB: 1 BB: 0 P: 5	1B: 8 2B: 1 3B: 0 HR: 0	SF: 1 SAC: 1 DP: 2 HBP: 0	WP: 1 PB: 1 SB: 0 CS: 0	PA: 37		
<b>PITCHER</b>	IP WLS BF H R ER SO BB IBB HBP BLK WP HR S P ERA WHIP	7.0 29 6 2 2 6 2 0 0 0 1 0 39 47 2.57 1.143	2.0 L 8 3 1 1 0 0 0 0 0 0 0 0 8 8 4.50 1.500											IP WLS BF H R ER SO BB IBB HBP BLK WP HR S P ERA WHIP										

Houston Astros @ Philadelphia Phillies  
Veterans Stadium, Philadelphia, PA  
Wed May 06 1987, 7:05 PM EDT  
Att: 15,809 - Unknown


AB 33  
R 3  
H 9  
RBI 3  
BB 2  
SO 6  
LOB 15



Batter	1	2	3	4	5	6	7	8	9	AB	R	H	RBI	BB	SO	LOB	BOTTOM								
Milt Thompson, L OBP: 0.351, SLG: 0.433 (1,8)										3	0	1	0	1	1	3									
Juan Samuel, R OBP: 0.321, SLG: 0.441 (1,4)										4	0	1	1	0	2	4									
Von Hayes, L OBP: 0.406, SLG: 0.317 (1,3)										3	0	0	0	1	2	2									
Mike Schmidt, R OBP: 0.394, SLG: 0.580 (1,5)										4	0	0	0	0	1	2									
Glenn Wilson, R OBP: 0.292, SLG: 0.452 (1,9)										4	1	1	1	0	1	1									
Lance Parrish, R OBP: 0.284, SLG: 0.304 (1,2)										4	0	0	0	0	2	1									
Greg Gross, L OBP: 0.250, SLG: 0.167 (1,7)										4	0	2	0	0	1	0									
Luis Aguayo, R OBP: 0.265, SLG: 0.489 (1,6)										2	1	0	0	1	0	0									
Don Carman, L Ron Roenicke, S Kent Tekulve, R OBP: 0.235 (7, PH) ERA: 1.75 (8, 1)										1	0	0	0	0	1	0									
<b>Inning Stats</b>	R: 0 E: 0 K: 3 S: 10	H: 1 LOB: 0 BB: 0 P: 10	R: 0 E: 1 K: 0 S: 3	H: 1 LOB: 0 BB: 0 P: 3	R: 1 E: 0 K: 2 S: 8	H: 1 LOB: 1 BB: 1 P: 12	R: 1 E: 0 K: 1 S: 6	H: 1 LOB: 0 BB: 0 P: 6	R: 0 E: 0 K: 1 S: 5	H: 0 LOB: 1 BB: 1 P: 9	R: 0 E: 0 K: 0 S: 3	H: 0 LOB: 1 BB: 1 P: 7	R: 0 E: 0 K: 1 S: 6	H: 1 LOB: 2 BB: 1 P: 10	R: 0 E: 0 K: 1 S: 5	H: 0 LOB: 0 BB: 0 P: 5	R: 0 E: 0 K: 2 S: 7	H: 0 LOB: 0 BB: 0 P: 7	1B: 4 2B: 0 3B: 0 HR: 1	SF: 0 SAC: 2 DP: 0 HBP: 0	WP: 0 PB: 0 SB: 3 CS: 0	PA: 35			
<b>PITCHER</b>	IP WLS BF H R ER SO BB IBB HBP BLK WP HR S P ERA WHIP	6.0 24 4 2 2 7 3 0 0 0 0 0 11 15 3.00 1.167	2.0 W 8 1 0 0 2 1 0 0 0 0 0 0 11 15 0.00 1.000	1.0 S 3 0 0 0 2 0 0 0 0 0 0 0 7 7 0.00 0.000											IP WLS BF H R ER SO BB IBB HBP BLK WP HR S P ERA WHIP										

Houston Astros @ Philadelphia Phillies  
Veterans Stadium, Philadelphia, PA  
Wed May 06 1987, 7:05 PM EDT  
Att: 15,809 - Unknown

AB 29  
R 2  
H 5  
RBI 2  
BB 4  
SO 11  
LOB 13





Batter	1	2	3	4	5	6	7	8	9	AB	R	H	RBI	BB	SO	LOB	TOP		
Milt Thompson, L OBP: 0.337, SLG: 0.415	G3		L7		F7		4-3			4	0	0	0	0	0	1			
Juan Samuel, R OBP: 0.316, SLG: 0.434	1B		4-3		FC6-4			F8		4	0	1	0	0	0	1			
Von Hayes, L OBP: 0.409, SLG: 0.326	L7			1B		L5		1B		4	0	2	0	0	0	1			
Mike Schmidt, R OBP: 0.380, SLG: 0.554	K			F8		P4		F2		4	0	0	0	0	1	3			
Glenn Wilson, R OBP: 0.301, SLG: 0.489	HR			F8		1B		1-3		4	1	2	1	0	0	2			
John Russell, R OBP: 0.167, SLG: 0.276	K			F8		F9		1-4-3		4	0	0	0	0	1	2			
Chris James, R OBP: 0.300, SLG: 0.306				F9		F7		F9		4	0	0	0	0	0	0			
Luis Aguayo, R OBP: 0.283, SLG: 0.612	6-3				HR			HR		4	2	2	2	0	1	0			
Bruce Ruffin, S Tom Hume, R Rick Schji, R Wally Ritchie, L Ron Roenicke, S Kent Tekulve, R			K		FC6-4		K			1	0	0	0	0	1	0			
<b>Inning Stats</b>	R: 0 E: 0 K: 1 S: 6	H: 1 LOB: 1 BB: 0 P: 6	R: 1 E: 0 K: 1 S: 6	H: 1 LOB: 0 BB: 0 P: 6	R: 0 E: 0 K: 1 S: 5	H: 0 LOB: 0 BB: 0 P: 5	R: 0 E: 0 K: 0 S: 4	H: 1 LOB: 1 BB: 0 P: 4	R: 1 E: 0 K: 0 S: 5	H: 2 LOB: 1 BB: 0 P: 5	R: 0 E: 0 K: 0 S: 4	H: 1 LOB: 1 BB: 0 P: 4	R: 1 E: 0 K: 1 S: 6	H: 1 LOB: 0 BB: 0 P: 6	R: 0 E: 0 K: 1 S: 5	H: 0 LOB: 0 BB: 0 P: 5	1B: 5 2B: 0 3B: 0 HR: 3	SF: 0 SAC: 0 DP: 0 HBP: 0	WP: 0 PA: 35 PB: 0 SB: 0 CS: 0
<b>PITCHER</b>	IP	WLS	BF	H	R	ER	SO	BB	IBB	HBP	BLK	WP	HR	S	P	ERA	WHIP		
Tom Browning, L ERA: 6.75	6.1	W	26	7	3	3	3	0	0	0	0	0	3	32	32	4.26	1.105		
Rob Murphy, L ERA: 1.51	0.2		2	0	0	0	1	0	0	0	0	0	0	4	4	0.00	0.000		
Ron Robinson, R ERA: 1.67	1.0		4	1	0	0	0	0	0	0	0	0	0	4	4	0.00	1.000		
John Franco, L ERA:	1.0	S	3	0	0	0	1	0	0	0	0	0	0	5	5	0.00	0.000		

Philadelphia Phillies @ Cincinnati Reds  
Riverfront Stadium, Cincinnati, OH  
Fri May 08 1987, 7:05 PM EDT  
Att: 37,176 - Unknown

AB 35  
R 3  
H 8  
RBI 3  
BB 0  
SO 5  
LOB 10



Batter	1	2	3	4	5	6	7	8	9	AB	R	H	RBI	BB	SO	LOB	BOTTOM		
Tracy Jones, R OBP: 0.387, SLG: 0.528	G1-6-3 BB		G3 2B	E 1B		S 1B				3	1	3	0	1	0	0			
Kurt Stillwell, S OBP: 0.379, SLG: 0.441	G1-6-3 BB		K	E4 1B		F9				3	0	0	0	1	1	5			
Dave Parker, L OBP: 0.304, SLG: 0.521	G1-6-3		G3	F7		4-3				4	0	0	1	0	0	7			
Eric Davis, R OBP: 0.460, SLG: 0.840	F9		S 1B 2B	L7		4-3				4	1	1	2	0	0	3			
Buddy Bell, R OBP: 0.372, SLG: 0.477		5-3	E HBP 1B		1B			6-3		4	0	2	1	0	0	0			
Bo Diaz, R OBP: 0.294, SLG: 0.319		G6-4-3 1B	E HBP		K			K		3	0	1	0	0	2	1			
Dave Concepcion, R OBP: 0.377, SLG: 0.327		G6-4-3	E6		F9			1-3		3	0	0	0	0	0	4			
Terry Francona, L OBP: 0.239, SLG: 0.242		G6-4-3	E6		F9			1-3		1	0	0	0	0	0	0			
Ron Oester, S OBP: 0.330, SLG: 0.380			G3 BB	P6		F7		1-3		3	1	0	0	1	0	4			
Tom Browning, L OBP: 0.273, SLG: 0.111			G3 1B BB	F7		K		F7		2	1	0	0	1	1	0			
Rob Murphy, L ERA: 5.5	2.2	L	14	4	4	4	1	4	0	0	0	0	0	0	0	0			
Tom Hume, R ERA: 6.32	1.1		8	1	0	0	0	0	0	1	0	0	0	7	8	0.00	0.750		
Wally Ritchie, L ERA:	2.0		8	2	0	0	2	0	0	0	0	0	0	12	12	0.00	1.000		
Kent Tekulve, R ERA: 2.96	2.0		6	0	0	0	1	0	0	0	0	0	0	8	8	0.00	0.000		
<b>Inning Stats</b>	R: 0 E: 0 K: 0 S: 2	H: 0 LOB: 1 BB: 2 P: 10	R: 0 E: 0 K: 0 S: 3	H: 1 LOB: 0 BB: 0 P: 3	R: 4 E: 1 K: 1 S: 9	H: 3 LOB: 3 BB: 2 P: 18	R: 0 E: 1 K: 0 S: 5	H: 1 LOB: 2 BB: 0 P: 5	R: 0 E: 0 K: 1 S: 6	H: 1 LOB: 1 BB: 0 P: 6	R: 0 E: 0 K: 1 S: 5	H: 0 LOB: 0 BB: 0 P: 5	R: 0 E: 0 K: 0 S: 3	H: 0 LOB: 0 BB: 0 P: 3	R: 0 E: 0 K: 0 S: 3	H: 0 LOB: 0 BB: 0 P: 3	1B: 6 2B: 1 3B: 0 HR: 0	SF: 0 SAC: 0 DP: 2 HBP: 1	WP: 0 PA: 36 PB: 0 SB: 2 CS: 0
<b>PITCHER</b>	IP	WLS	BF	H	R	ER	SO	BB	IBB	HBP	BLK	WP	HR	S	P	ERA	WHIP		

Philadelphia Phillies @ Cincinnati Reds  
Riverfront Stadium, Cincinnati, OH  
Fri May 08 1987, 7:05 PM EDT  
Att: 37,176 - Unknown

AB 31  
R 4  
H 7  
RBI 4  
BB 4  
SO 4  
LOB 24





Batter	1	2	3	4	5	6	7	8	9	AB	R	H	RBI	BB	SO	LOB	TOP			
Milt Thompson, L (1.8) OBP: 0.333, SLG: 0.402	0-0 1-3		0-0 E6 FC4-6 1B		4-0 E S 1B BB		0-3 K			3	1	0	0	1	1	0	<b>Philadelphia Phillies @ Cincinnati Reds</b> Riverfront Stadium, Cincinnati, OH Sat May 09 1987, 3:33 AM EDT Att: 36,910 - Unknown			
Jeff Stone, L (1.7) OBP: 0.500, SLG: 0.500 Greg Gross, L (9.7) OBP: 0.250, SLG: 0.167	0-0 4-3		0-0 FC4-6 1-2 1B		0-0 FC6-4 1-H 1B		0-3 K			4	0	2	1	0	1	0				
Juan Samuel, R (1.4) OBP: 0.317, SLG: 0.427	0-0 HR 1B		0-0 FC4-6 1-2 2-3		0-0 FC6-4 1-2		0-0 F8			4	1	1	0	0	0	3				
Mike Schmidt, R (1.5) OBP: 0.384, SLG: 0.615	0-0 1-H HR		0-0 F9		0-0 HR		0-3 K			4	2	2	3	0	1	2				
Von Hayes, L (1.3) OBP: 0.412, SLG: 0.326	0-3 K			4-0 CS BB		0-0 S 1B		0-3 K		3	0	1	0	1	2	0				
Glenn Wilson, R (1.9) OBP: 0.289, SLG: 0.467		0-3 K		0-0 P4		0-0 F8		0-3 K		4	0	0	0	0	2	2				
Lance Parrish, R (1.2) OBP: 0.253, SLG: 0.289		0-0 P3		0-0 F9		0-0 5-3 1-2			0-0 5-3	4	0	0	0	0	0	2				
Luis Aguayo, R (1.6) OBP: 0.281, SLG: 0.577 Steve Jeltz, S (9.6) OBP: 0.208, SLG: 0.136		0-0 P4		0-0 CS 1-2		0-0 5-3		4-0 IBB	0-3 K	3	0	0	0	1	1	0				
Kevin Gross, R (1.1)			0-0 P4		0-0 5-3		0-3 K		0-3 K2-3	4	0	0	0	0	2	2				
<b>Inning Stats</b>	R: 2 E: 0 K: 1 S: 7	H: 2 LOB: 0 BB: 0 P: 7	R: 0 E: 0 K: 1 S: 5	H: 0 LOB: 0 BB: 0 P: 5	R: 0 E: 1 K: 0 S: 5	H: 1 LOB: 2 BB: 0 P: 5	R: 0 E: 0 K: 0 S: 2	H: 0 LOB: 0 BB: 1 P: 6	R: 1 E: 0 K: 0 S: 4	H: 1 LOB: 1 BB: 1 P: 8	R: 1 E: 0 K: 1 S: 7	H: 2 LOB: 2 BB: 1 P: 11	R: 0 E: 0 K: 3 S: 9	H: 0 LOB: 0 BB: 0 P: 9	R: 0 E: 0 K: 2 S: 7	H: 0 LOB: 0 BB: 0 P: 7		1B: 4 2B: 0 3B: 0 HR: 2	SF: 0 SAC: 0 DP: 0 HBP: 0	WP: 0 PB: 0 CS: 3
<b>PITCHER</b>	IP WLS BF H R ER SO BB IBB HBP BLK WP HR S P ERA WHIP																			
Bill Gullickson, R (1.1) ERA: 3.77	6.0 L 27 6 4 4 3 2 1 0 0 0 2 30 42 6.00 1.333																			
Rob Murphy, L (7.1) ERA: 1.45	2.0 6 0 0 0 5 0 0 0 0 0 0 16 16 0.00 0.000																			
Frank Williams, R (9.1) ERA: 2.04	1.0 3 0 0 0 2 0 0 0 0 0 0 7 7 0.00 0.000																			

Batter	1	2	3	4	5	6	7	8	9	AB	R	H	RBI	BB	SO	LOB	BOTTOM					
Kal Daniels, L (1.7) OBP: 0.370, SLG: 0.694	0-0 G3 1B		0-0 4-3		0-0 FC4-6 1-2		0-0 G3		0-0 F8	5	0	1	0	0	0	1	<b>Philadelphia Phillies @ Cincinnati Reds</b> Riverfront Stadium, Cincinnati, OH Sat May 09 1987, 3:33 AM EDT Att: 36,910 - Unknown					
Kurt Stillwell, S (1.6) OBP: 0.383, SLG: 0.432	0-0 G3 1-2		4-0 BB		4-0 BB		0-3 K			2	0	0	0	2	1	1						
Dave Parker, L (1.9) OBP: 0.295, SLG: 0.504	0-0 F7		0-0 P5		0-0 P6		0-0 F8			4	0	0	0	0	0	4						
Eric Davis, R (1.8) OBP: 0.462, SLG: 0.835	0-3 K			4-0 1B BB		0-0 1B 2B		0-0 F8		3	1	1	0	1	1	1						
Buddy Bell, R (1.5) OBP: 0.384, SLG: 0.482		0-0 1B		0-0 1-2 1B		0-0 F3		4-0 G6-4-3 BB		3	0	2	0	1	0	1						
Bo Diaz, R (1.2) OBP: 0.292, SLG: 0.316		0-0 F7		0-0 F8		0-0 1B		0-0 G6-4-3 1-2		4	0	1	1	0	0	3						
Terry Francona, L (1.3) OBP: 0.240, SLG: 0.243		0-3 K		0-0 F9		0-0 1B			0-0 F8	4	0	1	0	0	1	2						
Ron Oester, S (1.4) OBP: 0.328, SLG: 0.375		0-3 K			0-0 FC3-6 1B		0-0 F3		0-0 G3	4	0	1	0	0	1	3						
Bill Gullickson, R (1.1) OBP: 0.267, SLG: 0.467 Tracy Jones, R (6, PH) OBP: 0.381, SLG: 0.519 Rob Murphy, L (7.1) OBP: 0.250, SLG: 0.167 Frank Williams, R (9.1) OBP: 0.317, SLG: 0.427 Paul O'Neill, L (9, PH) OBP: 0.417, SLG: 0.800			0-0 F9		0-0 FC3-6 FC4-6		0-0 F9		0-0 HR	2	0	0	0	0	0	1						
<b>Inning Stats</b>	R: 0 E: 0 K: 1 S: 6	H: 1 LOB: 1 BB: 0 P: 6	R: 0 E: 0 K: 2 S: 8	H: 1 LOB: 1 BB: 0 P: 8	R: 0 E: 0 K: 0 S: 3	H: 0 LOB: 1 BB: 1 P: 7	R: 0 E: 0 K: 0 S: 3	H: 1 LOB: 1 BB: 1 P: 7	R: 0 E: 0 K: 0 S: 4	H: 1 LOB: 2 BB: 1 P: 8	R: 1 E: 0 K: 0 S: 6	H: 3 LOB: 2 BB: 0 P: 6	R: 0 E: 0 K: 1 S: 5	H: 0 LOB: 0 BB: 0 P: 5	R: 0 E: 0 K: 0 S: 2	H: 0 LOB: 0 BB: 1 P: 6		R: 1 E: 0 K: 0 S: 4	H: 1 LOB: 0 BB: 0 P: 4	1B: 6 2B: 1 3B: 0 HR: 1	SF: 0 SAC: 0 DP: 1 HBP: 0	WP: 0 PB: 0 CS: 0
<b>PITCHER</b>	IP WLS BF H R ER SO BB IBB HBP BLK WP HR S P ERA WHIP																					
Kevin Gross, R (1.1) ERA: 4.01	9.0 W 37 8 2 2 4 4 0 0 0 0 0 1 41 57 2.00 1.333																					



Batter	1	2	3	4	5	6	7	8	9	AB	R	H	RBI	BB	SO	LOB	TOP					
Milt Thompson, L OBP: 0.327, SLG: 0.392 (1, 8)	4-3		L6			HR	K		F5	5	1	1	0	0	1	4						
Jeff Stone, L OBP: 0.375, SLG: 0.286 Greg Gross, L OBP: 0.250, SLG: 0.167 (1, 7) (8, 7) (8, 3)	K			1B SF8 BB		K		K		3	1	0	0	1	3	1						
Juan Samuel, R OBP: 0.323, SLG: 0.456 (1, 4)	5-3							K		4	1	2	2	0	1	0						
Mike Schmidt, R OBP: 0.379, SLG: 0.602 (1, 5)		K								2	0	0	1	1	2	0						
Von Hayes, L OBP: 0.398, SLG: 0.312 Steve Bedrosian, R (8, 1)	4-3									4	0	0	0	0	1	2						
Glenn Wilson, R OBP: 0.287, SLG: 0.469 (1, 9)	K									4	0	1	0	0	1	1						
Lance Parrish, R OBP: 0.263, SLG: 0.333 (1, 2)			4-3							4	1	2	1	0	1	0						
Luis Aguayo, R OBP: 0.283, SLG: 0.582 Steve Jeltz, S OBP: 0.224, SLG: 0.136 (1, 6) (7, 6)										3	0	1	0	0	0	0						
Shane Rawley, R OBP: 0.412, SLG: 0.375 Chris James, R OBP: 0.300, SLG: 0.306 Ron Roenicke, S (9, PH) (9, 7)										3	0	1	0	0	1	1						
<b>Inning Stats</b>	R: 0 E: 0 K: 1 S: 5	H: 0 LOB: 0 BB: 0 P: 5	R: 0 E: 0 K: 2 S: 7	H: 0 LOB: 0 BB: 0 P: 7	R: 0 E: 0 K: 1 S: 6	H: 1 LOB: 1 BB: 0 P: 6	R: 1 E: 0 K: 1 S: 6	H: 1 LOB: 1 BB: 1 P: 10	R: 0 E: 0 K: 1 S: 5	H: 0 LOB: 0 BB: 0 P: 5	R: 2 E: 0 K: 2 S: 9	H: 2 LOB: 1 BB: 0 P: 9	R: 1 E: 0 K: 1 S: 7	H: 2 LOB: 1 BB: 0 P: 7	R: 0 E: 0 K: 2 S: 7	H: 0 LOB: 1 BB: 1 P: 11	R: 0 E: 0 K: 1 S: 6	H: 2 LOB: 2 BB: 1 P: 10	1B: 4 2B: 2 3B: 0 HR: 2	SF: 1 SAC: 0 DP: 0 HBP: 0	WP: 0 PB: 0 SB: 1 CS: 0	PA: 37
<b>PITCHER</b>	IP	WLS	BF	H	R	ER	SO	BB	IBB	HBP	BLK	WP	HR	S	P	ERA	WHIP					
Ted Power, R ERA: 3.05 Ron Robinson, R ERA: 1.61 (1, 1) (9, 1)	8.0	L	32	6	4	4	11	2	0	0	0	0	2	52	60	4.50	1.000					

Philadelphia Phillies @ Cincinnati Reds  
Riverfront Stadium, Cincinnati, OH  
Sun May 10 1987, 3:33 AM EDT  
Att: 29,867 - Unknown

AB 33  
R 4  
H 8  
RBI 4  
BB 3  
SO 12  
LOB 11



Batter	1	2	3	4	5	6	7	8	9	AB	R	H	RBI	BB	SO	LOB	BOTTOM					
Tracy Jones, R OBP: 0.373, SLG: 0.500 (1, 7)	P4		4-3		L4-3					4	1	1	0	0	0	1						
Barry Larkin, R OBP: 0.394, SLG: 0.450 (1, 6)	5-3		P3							4	1	1	0	0	1	0						
Dave Parker, L OBP: 0.286, SLG: 0.488 (1, 9)	E3		1-3							4	0	0	0	0	1	2						
Eric Davis, R OBP: 0.455, SLG: 0.841 (1, 8)	K									4	1	1	3	0	2	1						
Buddy Bell, R OBP: 0.388, SLG: 0.482 (1, 5)		2B 1B								4	0	2	0	0	0	0						
Bo Diaz, R OBP: 0.291, SLG: 0.324 (1, 2)										4	0	1	0	0	1	1						
Dave Concepcion, R OBP: 0.375, SLG: 0.345 Kal Daniels, L OBP: 0.366, SLG: 0.686 (1, 3) (9, PH)	5-3									3	0	1	0	0	0	3						
Ron Oester, S OBP: 0.317, SLG: 0.361 (1, 4)	K									4	0	0	0	0	2	3						
Ted Power, R OBP: 0.133, SLG: 0.071 Kurt Stillwell, S OBP: 0.380, SLG: 0.427 Ron Robinson, R (8, PH) (9, 1)	F8									2	0	1	0	0	0	2						
<b>Inning Stats</b>	R: 0 E: 1 K: 1 S: 6	H: 0 LOB: 1 BB: 0 P: 6	R: 0 E: 0 K: 1 S: 7	H: 2 LOB: 2 BB: 0 P: 7	R: 0 E: 0 K: 0 S: 3	H: 0 LOB: 0 BB: 0 P: 3	R: 0 E: 0 K: 1 S: 6	H: 1 LOB: 1 BB: 0 P: 6	R: 0 E: 0 K: 0 S: 3	H: 1 LOB: 0 BB: 0 P: 3	R: 0 E: 0 K: 1 S: 5	H: 0 LOB: 0 BB: 0 P: 5	R: 0 E: 0 K: 0 S: 4	H: 1 LOB: 1 BB: 0 P: 4	R: 3 E: 0 K: 1 S: 8	H: 3 LOB: 0 BB: 0 P: 8	R: 0 E: 0 K: 3 S: 9	H: 0 LOB: 0 BB: 0 P: 9	1B: 5 2B: 3 3B: 0 HR: 1	SF: 0 SAC: 0 DP: 1 HBP: 0	WP: 0 PB: 0 SB: 0 CS: 0	PA: 35
<b>PITCHER</b>	IP	WLS	BF	H	R	ER	SO	BB	IBB	HBP	BLK	WP	HR	S	P	ERA	WHIP					
Shane Rawley, L ERA: 3.65 Steve Bedrosian, R ERA: 6.39 (1, 1) (8, 1)	7.2	S	4	0	0	0	3	0	0	0	0	0	0	10	10	0.00	0.000					

Philadelphia Phillies @ Cincinnati Reds  
Riverfront Stadium, Cincinnati, OH  
Sun May 10 1987, 3:33 AM EDT  
Att: 29,867 - Unknown

AB 35  
R 3  
H 8  
RBI 3  
BB 0  
SO 8  
LOB 13





Batter	1	2	3	4	5	6	7	8	9	AB	R	H	RBI	BB	SO	LOB	TOP				
Milt Thompson, L (1.8) OBP: 0.325, SLG: 0.387	6-3		F8					FC4-6 1B HR		4	1	1	0	0	0	1					
Jeff Stone, L (1.7) OBP: 0.417, SLG: 0.364 Steve Bedrosian, R (8.1)	HR 1B		K					HR 1B		4	2	2	0	0	2	1					
Juan Samuel, R (1.4) OBP: 0.328, SLG: 0.508	HR			E5 F7 S 2B			K	HR		4	3	2	5	0	1	0					
Mike Schmidt, R (1.5) OBP: 0.375, SLG: 0.618	K			F7 1-3			3-1	HR		4	1	1	1	0	1	1					
Von Hayes, L (1.3) OBP: 0.385, SLG: 0.299	F9			4-3			K	K		4	0	0	0	0	2	1					
Glenn Wilson, R (1.9) OBP: 0.286, SLG: 0.470		6-3					6-3	K		4	0	1	1	0	1	0					
Lance Parrish, R (1.2) OBP: 0.253, SLG: 0.319		F8		5-3			F7			4	0	0	0	0	0	1					
Luis Aguayo, R (1.6) OBP: 0.270, SLG: 0.552 Steve Jeltz, S (8.6)		F7					F8	4-3		3	0	0	0	0	1	0					
Don Carman, L (1.1) Wally Ritchie, L (6.1) Kent Tekulve, R (7.1) Dan Schatzeder, L (7.1) Greg Gross, L (8. PH) Steve Bedrosian, R (8.7)			5-3				K	FC4-6 BB		2	0	0	0	0	1	0					
<b>Inning Stats</b>	R: 2 E: 0 K: 1 S: 7	H: 2 LOB: 0 BB: 0 P: 7	R: 0 E: 0 K: 0 S: 3	H: 0 LOB: 0 BB: 0 P: 3	R: 0 E: 0 K: 1 S: 5	H: 0 LOB: 0 BB: 0 P: 5	R: 1 E: 1 K: 0 S: 5	H: 1 LOB: 1 BB: 0 P: 5	R: 0 E: 0 K: 2 S: 8	H: 0 LOB: 0 BB: 0 P: 7	R: 0 E: 0 K: 1 S: 5	H: 0 LOB: 2 BB: 0 P: 5	R: 4 E: 0 K: 2 S: 10	H: 3 LOB: 0 BB: 1 P: 14	R: 0 E: 0 K: 0 S: 3	H: 0 LOB: 0 BB: 0 P: 3	1B: 3 2B: 1 3B: 0 HR: 3	SF: 0 SAC: 0 DP: 0 HBP: 0	WP: 0 PB: 0 SB: 2 CS: 0	PA: 36	
<b>PITCHER</b>	IP	WLS	BF	H	R	ER	SO	BB	IBB	HBP	BLK	WP	HR	S	P	ERA	WHIP				
Nolan Ryan, R (1.1) ERA: 2.38	7.0		26	4	3	2	7	0	0	0	0	0	1	40	40	2.57	0.571				
Larry Andersen, R (8.1) ERA: 3.86	1.0	L	7	3	4	4	2	1	0	0	0	0	2	10	14	36.00	4.000				
Dave Smith, R (9.1) ERA:	1.0		3	0	0	0	0	0	0	0	0	0	0	3	3	0.00	0.000				

Philadelphia Phillies @ Houston Astros  
Astrodome, Houston, TX  
Mon May 11 1987, 8:05 PM EDT  
Att: 11,369 - Unknown

AB 35  
R 7  
H 7  
RBI 7  
BB 1  
SO 9  
LOB 5



Batter	1	2	3	4	5	6	7	8	9	AB	R	H	RBI	BB	SO	LOB	BOTTOM				
Billy Hatcher, R (1.8) OBP: 0.386, SLG: 0.500	FC5-4 1B		F8				6-3	6-3		5	0	1	0	0	0	1					
Bill Doran, S (1.4) OBP: 0.285, SLG: 0.363	F3			FC5 1B			F5	K		4	0	1	0	1	1	2					
Phil Garner, R (1.5) OBP: 0.301, SLG: 0.463 Denny Walling, L (7. PH) OBP: 0.339, SLG: 0.463 (8.5)	FC5-4 1-2			FC5 2B 1B			1-3	2B 1B		3	1	1	0	0	0	2					
Glenn Davis, R (1.3) OBP: 0.256, SLG: 0.377	F7			FC5 2B 1B			6-3	1B 2B		5	1	1	0	0	0	3					
Kevin Bass, S (1.9) OBP: 0.367, SLG: 0.504		F6		1B 2B			1B 3B	1B IBB		4	2	3	1	1	0	0					
Jose Cruz, L (1.7) OBP: 0.321, SLG: 0.381		4-3		K			1B PB	1B		5	0	2	2	0	1	3					
Alan Ashby, S (1.2) OBP: 0.345, SLG: 0.425		K					5-3	HR		4	1	2	3	0	1	1					
Dickie Thon, R (1.6) Craig Reynolds, L (8. PH) OBP: 0.400, SLG: 0.400 (9.6)			F3	F4				SH1-3 1B		2	0	0	0	1	0	1					
Nolan Ryan, R (1.1) OBP: 0.067, SLG: 0.267 Larry Andersen, R (8.1) Terry Puhl, L (8. PH) OBP: 0.294, SLG: 0.375 Dave Smith, R (9.1)			K				5-3	L8		3	0	0	0	0	1	2					
<b>Inning Stats</b>	R: 0 E: 0 K: 0 S: 4	H: 1 LOB: 1 BB: 0 P: 4	R: 0 E: 0 K: 1 S: 5	H: 0 LOB: 0 BB: 0 P: 5	R: 0 E: 0 K: 1 S: 5	H: 0 LOB: 0 BB: 0 P: 5	R: 3 E: 0 K: 1 S: 9	H: 4 LOB: 1 BB: 0 P: 9	R: 0 E: 0 K: 0 S: 3	H: 0 LOB: 1 BB: 1 P: 7	R: 1 E: 0 K: 0 S: 5	H: 2 LOB: 2 BB: 1 P: 9	R: 1 E: 0 K: 0 S: 7	H: 3 LOB: 1 BB: 0 P: 7	R: 0 E: 0 K: 0 S: 4	H: 1 LOB: 1 BB: 0 P: 4	1B: 9 2B: 2 3B: 1 HR: 1	SF: 0 SAC: 1 DP: 0 HBP: 0	WP: 0 PB: 1 SB: 0 CS: 0	PA: 42	
<b>PITCHER</b>	IP	WLS	BF	H	R	ER	SO	BB	IBB	HBP	BLK	WP	HR	S	P	ERA	WHIP				
Don Carman, L (1.1) ERA: 4.21	5.1		24	7	4	4	3	1	0	0	0	0	0	29	33	6.75	1.500				
Wally Ritchie, L (6.1) ERA:	0.2		3	0	0	0	0	0	1	0	0	0	0	2	6	0.00	0.000				
Kent Tekulve, R (7.1) ERA: 3.24	0.2		5	2	1	1	0	0	1	0	0	0	0	4	8	13.50	3.000				
Dan Schatzeder, L (7.1) ERA: 2.04	0.1	W	1	1	0	0	0	0	0	0	0	0	0	1	1	0.00	3.000				
Steve Bedrosian, R (8.1) ERA: 6.14	2.0	S	9	3	1	1	1	0	0	0	0	0	1	11	11	4.50	1.500				

Philadelphia Phillies @ Houston Astros  
Astrodome, Houston, TX  
Mon May 11 1987, 8:05 PM EDT  
Att: 11,369 - Unknown

AB 38  
R 6  
H 13  
RBI 6  
BB 3  
SO 4  
LOB 15





Batter	1	2	3	4	5	6	7	8	9	AB	R	H	RBI	BB	SO	LOB	TOP			
Milt Thompson, L OBP: 0.322, SLG: 0.382 (1, 8)										4	1	1	0	0	0	1	Philadelphia Phillies @ Houston Astros Astrodome, Houston, TX Tue May 12 1987, 8:05 PM EDT Att: 8,950 - Unknown			
Rick Schu, R OBP: 0.176, SLG: 0.353 (1, 5)										4	0	1	0	0	1					
Juan Samuel, R OBP: 0.326, SLG: 0.500 (1, 4)										4	0	1	0	0	2					
Mike Schmidt, R OBP: 0.371, SLG: 0.604 (1, 3)										4	1	1	1	0	0	1				
Glenn Wilson, R OBP: 0.284, SLG: 0.471 (1, 9)										4	0	1	1	0	1	1				
Lance Parrish, R OBP: 0.252, SLG: 0.316 (1, 2)										4	0	1	0	0	0	1				
Chris James, R OBP: 0.302, SLG: 0.333 Greg Gross, L OBP: 0.304, SLG: 0.200 (6, PH)										3	0	1	0	0	1	2				
Luis Aguayo, R OBP: 0.269, SLG: 0.525 (1, 6)										3	0	0	0	1	0	1				
Michael Jackson, R Ron Roenicke, S Dan Schatzeder, L Kent Tekulve, R Jeff Stone, L Wally Ritchie, L (11, 1) (5, PH) (5, 1) (6, 1) (7, PH) (7, 1)										1	0	0	0	0	1	1				
<b>Inning Stats</b>	R: 1 E: 0 K: 0 S: 5	H: 3 LOB: 1 BB: 0 P: 5	R: 0 E: 0 K: 1 S: 5	H: 1 LOB: 1 BB: 1 P: 9	R: 0 E: 0 K: 0 S: 3	H: 0 LOB: 0 BB: 0 P: 3	R: 0 E: 0 K: 1 S: 4	H: 1 LOB: 1 BB: 0 P: 4	R: 0 E: 0 K: 1 S: 6	H: 2 LOB: 1 BB: 0 P: 7	R: 0 E: 0 K: 1 S: 5	H: 0 LOB: 0 BB: 0 P: 5	R: 0 E: 0 K: 1 S: 3	H: 1 LOB: 1 BB: 0 P: 6	R: 0 E: 0 K: 1 S: 6	H: 1 LOB: 1 BB: 0 P: 6		1B: 7 2B: 2 3B: 0 HR: 0	SF: 0 SAC: 0 DP: 1 HBP: 0	WP: 0 PB: 0 SB: 0 CS: 0
<b>PITCHER</b>	IP WLS BF H R ER SO BB IBB HBP BLK WP HR S P ERA WHIP	IP WLS BF H R ER SO BB IBB HBP BLK WP HR S P ERA WHIP																		
Bob Knepper, L ERA: 5.35 Aurelio Lopez, R ERA: 2.89 (1, 1) (7, 1)	6.0 W 25 8 2 2 3 1 0 0 0 0 0 30 34 3.00 1.500	3.0 S 10 1 0 0 2 0 0 0 0 0 0 14 14 0.00 0.333																		

Batter	1	2	3	4	5	6	7	8	9	AB	R	H	RBI	BB	SO	LOB	BOTTOM			
Billy Hatcher, R OBP: 0.382, SLG: 0.492 (1, 8)										4	0	1	0	0	1	3	Philadelphia Phillies @ Houston Astros Astrodome, Houston, TX Tue May 12 1987, 8:05 PM EDT Att: 8,950 - Unknown			
Bill Doran, S OBP: 0.284, SLG: 0.354 (1, 4)										3	1	0	0	1	0	4				
Denny Walling, L OBP: 0.350, SLG: 0.456 (1, 5)										3	1	1	0	1	1	0				
Glenn Davis, R OBP: 0.248, SLG: 0.368 (1, 3)										3	0	0	1	0	0	2				
Kevin Bass, S OBP: 0.371, SLG: 0.508 (1, 9)										3	2	1	0	1	0	0				
Jose Cruz, L OBP: 0.327, SLG: 0.396 (1, 7)										4	1	2	2	0	0	1				
Alan Ashby, S OBP: 0.352, SLG: 0.422 (1, 2)										3	0	1	1	1	1	1				
Craig Reynolds, L OBP: 0.389, SLG: 0.387 Jim Pankovits, R OBP: 0.231, SLG: 0.167 Terry Puhl, L OBP: 0.314, SLG: 0.375 Dickie Thon, R (1, 6) (6, PH) (6, PH) (7, 6)										2	0	0	0	0	0	1				
Bob Knepper, L OBP: 0.125, SLG: 0.125 Mark Bailey, S OBP: 0.308, SLG: 0.257 Aurelio Lopez, R (1, 1) (6, PH) (7, 1)										2	0	0	0	0	1	0				
<b>Inning Stats</b>	R: 4 E: 0 K: 0 S: 6	H: 3 LOB: 1 BB: 2 P: 14	R: 0 E: 0 K: 0 S: 4	H: 1 LOB: 2 BB: 1 P: 8	R: 0 E: 0 K: 1 S: 3	H: 0 LOB: 0 BB: 0 P: 3	R: 0 E: 0 K: 1 S: 5	H: 0 LOB: 0 BB: 0 P: 5	R: 0 E: 0 K: 1 S: 5	H: 2 LOB: 3 BB: 2 P: 15	R: 0 E: 0 K: 2 S: 8	H: 1 LOB: 1 BB: 0 P: 8	R: 0 E: 0 K: 2 S: 8	H: 1 LOB: 1 BB: 0 P: 8	1B: 5 2B: 2 3B: 0 HR: 0	SF: 1 SAC: 0 DP: 0 HBP: 0		WP: 1 PB: 0 SB: 0 CS: 0	PA: 36	
<b>PITCHER</b>	IP WLS BF H R ER SO BB IBB HBP BLK WP HR S P ERA WHIP	IP WLS BF H R ER SO BB IBB HBP BLK WP HR S P ERA WHIP																		
Michael Jackson, R ERA: 3.09 Dan Schatzeder, L ERA: 2.37 Kent Tekulve, R ERA: 3.16 Wally Ritchie, L ERA: (1, 1) (5, 1) (6, 1) (7, 1)	4.0 L 6 1 1 1 1 0 1 0 0 0 0 7 11 6.75 0.750	1.1 6 1 1 0 0 1 1 0 0 0 0 0 5 9 0.00 3.000	2.0 7 1 0 0 2 0 0 0 0 0 0 0 11 11 0.00 0.500																	







Batter	1	2	3	4	5	6	7	8	9	AB	R	H	RBI	BB	SO	LOB	TOP				
Albert Hall, S OBP: 0.375, SLG: 0.512 (1, 8)										4	1	2	0	1	0	2					
Dion James, L OBP: 0.441, SLG: 0.500 (1, 7)										3	1	1	0	2	0	1					
Ken Oberkfell, L OBP: 0.396, SLG: 0.386 (1, 5)										4	0	0	1	0	1	4					
Dale Murphy, R OBP: 0.454, SLG: 0.669 (1, 9)										3	0	0	0	1	1	2					
Gerald Perry, L OBP: 0.266, SLG: 0.273 (1, 3)										4	0	1	1	0	1	1					
Andres Thomas, R OBP: 0.302, SLG: 0.396 (8, PH)										2	0	0	0	1	0	2					
Graig Nettles, L OBP: 0.341, SLG: 0.432 (8, PH)										1	0	0	0	0	1	0					
Rafael Ramirez, R OBP: 0.311, SLG: 0.365 (8, 6)										0	0	0	0	0	0	0					
Ozzie Virgil, R OBP: 0.369, SLG: 0.621 (1, 2)										4	2	2	2	0	1	1					
Glenn Hubbard, R OBP: 0.445, SLG: 0.450 (1, 4)										4	0	1	0	0	0	1					
Rick Mahler, R OBP: 0.182, SLG: 0.190 (1, 1)										3	0	1	0	0	0	1					
Ted Simmons, S OBP: 0.277, SLG: 0.364 (9, PH)										1	0	0	0	0	0	0					
<b>Inning Stats</b>	R: 0 E: 0 K: 0 S: 4	H: 1 LOB: 1 BB: 0 P: 4	R: 1 E: 0 K: 0 S: 4	H: 1 LOB: 0 BB: 0 P: 4	R: 2 E: 0 K: 0 S: 5	H: 2 LOB: 2 BB: 2 P: 13	R: 1 E: 0 K: 0 S: 4	H: 2 LOB: 0 BB: 0 P: 4	R: 0 E: 0 K: 0 S: 3	H: 0 LOB: 1 BB: 1 P: 7	R: 0 E: 0 K: 1 S: 5	H: 0 LOB: 0 BB: 0 P: 5	R: 0 E: 0 K: 3 S: 9	H: 0 LOB: 0 BB: 0 P: 9	R: 0 E: 0 K: 1 S: 6	H: 1 LOB: 2 BB: 1 P: 10	1B: 5 2B: 1 3B: 0 HR: 2	SF: 1 SAC: 0 DP: 1 HBP: 0	WP: 0 PB: 0 SB: 3 CS: 0	PA: 39	
<b>PITCHER</b>	IP WLS BF H R ER SO BB IBB HBP BLK WP HR S P ERA WHIP	7.0 W 31 7 4 4 1 4 0 0 0 0 2 29 45 5.14 1.571	2.0 S 8 1 0 0 4 1 0 0 0 0 0 0 15 19 0.00 1.000																		

Atlanta Braves @ Philadelphia Phillies  
Veterans Stadium, Philadelphia, PA  
Thu May 14 1987, 7:05 PM EDT  
Att: 17,705 - Unknown

AB	33
R	4
H	8
RBI	4
BB	5
SO	5
LOB	15



Batter	1	2	3	4	5	6	7	8	9	AB	R	H	RBI	BB	SO	LOB	BOTTOM			
Milt Thompson, L OBP: 0.333, SLG: 0.393 (1, 8)										3	2	2	0	0	0	0				
Jeff Stone, L OBP: 0.318, SLG: 0.286 (1, 7)										4	0	1	1	0	0	2				
Steve Bedrosian, R OBP: 0.311, SLG: 0.365 (8, 1)										0	0	0	0	0	0	0				
Juan Samuel, R OBP: 0.326, SLG: 0.531 (1, 4)										3	1	1	2	1	0	1				
Mike Schmidt, R OBP: 0.353, SLG: 0.591 (1, 5)										4	1	1	2	0	0	1				
Von Hayes, L OBP: 0.381, SLG: 0.297 (1, 3)										4	0	1	0	0	1	0				
Glenn Wilson, R OBP: 0.314, SLG: 0.491 (1, 9)										3	0	1	0	1	0	0				
Lance Parrish, R OBP: 0.279, SLG: 0.347 (1, 2)										2	0	0	0	1	0	1				
Steve Jeltz, S OBP: 0.228, SLG: 0.137 (1, 6)										2	0	0	0	1	0	3				
Kevin Gross, R OBP: 0.320, SLG: 0.227 (7, PH)										2	0	0	0	0	1	3				
Greg Gross, L OBP: 0.320, SLG: 0.227 (8, 7)										1	1	1	0	0	0	0				
<b>Inning Stats</b>	R: 0 E: 0 K: 0 S: 3	H: 0 LOB: 1 BB: 1 P: 7	R: 0 E: 0 K: 1 S: 5	H: 1 LOB: 2 BB: 2 P: 13	R: 2 E: 0 K: 0 S: 5	H: 2 LOB: 0 BB: 0 P: 5	R: 0 E: 0 K: 0 S: 3	H: 0 LOB: 1 BB: 1 P: 7	R: 2 E: 0 K: 0 S: 5	H: 2 LOB: 0 BB: 0 P: 5	R: 0 E: 0 K: 0 S: 3	H: 1 LOB: 0 BB: 0 P: 3	R: 1 E: 0 K: 0 S: 4	H: 2 LOB: 0 BB: 0 P: 4	R: 0 E: 0 K: 1 S: 5	H: 0 LOB: 0 BB: 0 P: 5	1B: 5 2B: 1 3B: 0 HR: 2	SF: 0 SAC: 1 DP: 1 HBP: 0	WP: 0 PB: 0 SB: 0 CS: 1	PA: 33
<b>PITCHER</b>	IP WLS BF H R ER SO BB IBB HBP BLK WP HR S P ERA WHIP	8.0 L 33 8 5 5 2 4 0 0 0 0 2 33 49 5.62 1.500																		

Atlanta Braves @ Philadelphia Phillies  
Veterans Stadium, Philadelphia, PA  
Thu May 14 1987, 7:05 PM EDT  
Att: 17,705 - Unknown

AB	28
R	5
H	8
RBI	5
BB	4
SO	2
LOB	11





Batter	1	2	3	4	5	6	7	8	9	AB	R	H	RBI	BB	SO	LOB	TOP					
Joey Cora, S OBP: 0.361, SLG: 0.323										5	0	0	0	0	1	1						
Randy Ready, R OBP: 0.406, SLG: 0.483										4	2	2	0	1	0	0						
Tony Gwynn, L OBP: 0.400, SLG: 0.486										5	0	2	1	0	0	2						
Carmelo Martinez, R OBP: 0.363, SLG: 0.377										2	1	1	1	3	0	0						
Kevin Mitchell, R OBP: 0.311, SLG: 0.384										5	0	1	0	0	2	6						
Benito Santiago, R OBP: 0.328, SLG: 0.492										4	0	1	0	0	0	4						
Garry Templeton, S OBP: 0.281, SLG: 0.259										4	0	0	0	0	0	3						
Marvell Wynne, L OBP: 0.333, SLG: 0.352										2	1	2	1	1	0	0						
Luis Salazar, R OBP: 0.311, SLG: 0.286										1	0	0	0	0	0	1						
Ed Whitson, R OBP: 0.118, SLG: 0.118										0	0	0	0	0	0	0						
Rich Gossage, R ERA: 5.23										0	0	0	0	0	0	0						
Stan Jefferson, S ERA: 9.0										0	0	0	0	0	0	2						
Greg Booker, R ERA: 5.14										0	0	0	0	0	0	0						
Craig Lefferts, L ERA: 4.4										0	0	0	0	0	0	0						
Steve Garvey, R OBP: 0.295, SLG: 0.290										1	0	0	0	0	0	0						
Lance McCullers, S ERA: 6.05										0	0	0	0	0	0	0						
<b>Inning Stats</b>	R: 0 E: 0 K: 0 S: 3	H: 1 LOB: 0 BB: 0 P: 3	R: 0 E: 0 K: 0 S: 4	H: 1 LOB: 1 BB: 0 P: 4	R: 2 E: 0 K: 0 S: 4	H: 1 LOB: 2 BB: 3 P: 16	R: 0 E: 0 K: 0 S: 4	H: 1 LOB: 1 BB: 0 P: 4	R: 0 E: 0 K: 0 S: 3	H: 0 LOB: 0 BB: 0 P: 3	R: 1 E: 0 K: 0 S: 5	H: 2 LOB: 2 BB: 1 P: 9	R: 1 E: 1 K: 1 S: 8	H: 2 LOB: 2 BB: 0 P: 8	R: 0 E: 0 K: 2 S: 5	H: 0 LOB: 0 BB: 0 P: 5	R: 0 E: 0 K: 2 S: 8	H: 1 LOB: 2 BB: 1 P: 12	1B: 6 2B: 3 3B: 0 HR: 0	SF: 0 SAC: 1 DP: 0 HBP: 0	WP: 1 PB: 0 SB: 0 CS: 1	PA: 42
<b>PITCHER</b>	IP	WLS	BF	H	R	ER	SO	BB	IBB	HBP	BLK	WP	HR	S	P	ERA	WHIP					
Shane Rawley, L ERA: 3.73	6.1	W	31	8	4	3	0	4	0	0	0	1	0	27	43	4.26	1.895					
Kent Tekulve, R ERA: 3.29	0.2		2	0	0	0	1	0	0	0	0	0	0	4	4	0.00	0.000					
Wally Ritchie, L ERA: 0.79	1.2		7	1	0	0	2	1	0	0	0	0	0	10	14	0.00	1.200					
Steve Bedrosian, R ERA: 5.29	0.1	S	1	0	0	0	1	0	0	0	0	0	0	3	3	0.00	0.000					

San Diego Padres @ Philadelphia Phillies  
Veterans Stadium, Philadelphia, PA  
Fri May 15 1987, 7:05 PM EDT  
Att: 22,907 - Unknown

AB	35
R	4
H	9
RBI	3
BB	5
SO	4
LOB	19



Batter	1	2	3	4	5	6	7	8	9	AB	R	H	RBI	BB	SO	LOB	BOTTOM				
Milt Thompson, L OBP: 0.344, SLG: 0.413										4	2	2	2	1	0	2					
Jeff Stone, L OBP: 0.370, SLG: 0.292										3	1	1	1	0	2	2					
Chris James, R OBP: 0.318, SLG: 0.350										0	0	0	0	0	0	0					
Juan Samuel, R OBP: 0.315, SLG: 0.511										5	0	0	0	0	1	7					
Mike Schmidt, R OBP: 0.358, SLG: 0.593										3	1	1	1	1	2	0					
Von Hayes, L OBP: 0.392, SLG: 0.294										1	0	0	0	3	0	3					
Glenn Wilson, R OBP: 0.311, SLG: 0.491										4	0	1	1	0	1	2					
Lance Parrish, R OBP: 0.278, SLG: 0.352										4	1	1	0	0	1	2					
Steve Jeltz, S OBP: 0.246, SLG: 0.132										2	1	0	0	2	1	1					
Shane Rawley, R OBP: 0.421, SLG: 0.389										2	1	1	0	0	1	1					
Kent Tekulve, R										0	0	0	0	0	0	0					
Wally Ritchie, L OBP: 1.000, SLG: 1.000										1	0	1	0	0	0	0					
Steve Bedrosian, R										0	0	0	0	0	0	0					
<b>Inning Stats</b>	R: 1 E: 0 K: 2 S: 7	H: 0 LOB: 0 BB: 1 P: 11	R: 0 E: 0 K: 1 S: 4	H: 0 LOB: 0 BB: 1 P: 8	R: 0 E: 0 K: 1 S: 4	H: 0 LOB: 0 BB: 1 P: 8	R: 5 E: 0 K: 2 S: 13	H: 6 LOB: 2 BB: 1 P: 17	R: 1 E: 0 K: 1 S: 6	H: 1 LOB: 3 BB: 2 P: 15	R: 0 E: 0 K: 1 S: 5	H: 0 LOB: 0 BB: 0 P: 5	R: 0 E: 0 K: 1 S: 6	H: 1 LOB: 1 BB: 0 P: 6	1B: 4 2B: 5 3B: 1 HR: 0	SF: 0 SAC: 1 DP: 2 HBP: 2	WP: 1 PB: 1 SB: 3 CS: 1	PA: 39			
<b>PITCHER</b>	IP	WLS	BF	H	R	ER	SO	BB	IBB	HBP	BLK	WP	HR	S	P	ERA	WHIP				
Ed Whitson, R ERA: 5.23	4.2	L	23	5	6	5	5	4	1	1	0	0	0	27	48	9.64	1.929				
Rich Gossage, R ERA: 9.0	0.1		2	1	0	0	1	0	0	0	0	0	0	4	4	0.00	3.000				
Greg Booker, R ERA: 5.14	0.1		3	1	1	1	1	1	0	0	0	0	0	4	8	27.00	6.000				
Craig Lefferts, L ERA: 4.4	1.2		7	0	0	0	1	0	1	1	0	1	0	7	12	0.00	0.000				
Lance McCullers, R ERA: 6.05	1.0		4	1	0	0	1	0	0	0	0	0	0	6	6	0.00	1.000				

San Diego Padres @ Philadelphia Phillies  
Veterans Stadium, Philadelphia, PA  
Fri May 15 1987, 7:05 PM EDT  
Att: 22,907 - Unknown

AB	29
R	7
H	8
RBI	5
BB	7
SO	9
LOB	20





Batter	1	2	3	4	5	6	7	8	9	AB	R	H	RBI	BB	SO	LOB	TOP					
Stan Jefferson, S OBP: 0.333, SLG: 0.370	F9			CS BB		5-3			6-3	3	0	0	0	1	0	0	<b>San Diego Padres @ Philadelphia Phillies</b> Veterans Stadium, Philadelphia, PA Sat May 16 1987, 7:05 PM EDT Att: 21,713 - Unknown					
Joey Cora, S OBP: 0.351, SLG: 0.313	K			B2		F9			6-3	4	0	0	0	0	1	1						
Tony Gwynn, L OBP: 0.405, SLG: 0.490	F7			1B						3	0	2	0	0	0	0						
Jim Steels, L OBP: 0.231, SLG: 0.229	F7			1B						0	0	0	0	0	0	0						
Carmelo Martinez, R OBP: 0.362, SLG: 0.376		F6		1B						3	0	1	1	0	0	1						
Kevin Mitchell, R OBP: 0.303, SLG: 0.373		F9		F9						3	0	0	0	0	0	3						
Randy Ready, R OBP: 0.389, SLG: 0.459		6-3								3	0	0	0	0	0	0						
Garry Templeton, S OBP: 0.275, SLG: 0.252			F9			6-3			F9	3	0	0	0	0	0	0						
Bruce Bochy, R OBP: 0.364, SLG: 0.556			K			F8			K	3	0	0	0	0	2	0						
Jimmy Jones, R OBP: 0.304, SLG: 0.279			K						6-3	1	0	0	0	0	1	0						
Storm Davis, R OBP: 0.083, SLG: 0.083										1	0	0	0	0	1	0						
Luis Salazar, R OBP: 0.304, SLG: 0.279										1	0	0	0	0	0	0						
<b>Inning Stats</b>	R: 0 E: 0 K: 1 S: 5	H: 0 LOB: 0 BB: 0 P: 5	R: 0 E: 0 K: 0 S: 3	H: 0 LOB: 0 BB: 0 P: 3	R: 0 E: 0 K: 2 S: 7	H: 0 LOB: 0 BB: 0 P: 7	R: 0 E: 0 K: 0 S: 4	H: 2 LOB: 2 BB: 1 P: 8	R: 0 E: 0 K: 0 S: 3	H: 0 LOB: 0 BB: 0 P: 3	R: 0 E: 0 K: 1 S: 5	H: 0 LOB: 0 BB: 0 P: 5	R: 0 E: 0 K: 0 S: 3	H: 1 LOB: 1 BB: 0 P: 3	R: 0 E: 0 K: 1 S: 5	H: 0 LOB: 0 BB: 0 P: 5	R: 0 E: 0 K: 0 S: 3	H: 0 LOB: 0 BB: 0 P: 3	1B: 3 2B: 0 3B: 0 HR: 0	SF: 0 SAC: 0 DP: 1 HBP: 0	WP: 0 PB: 0 SB: 0 CS: 1	PA: 29
<b>PITCHER</b> Don Carman, L ERA: 3.38	IP: 9.0 WLS: W BF: 29 H: 3 R: 0 ER: 0 SO: 5 BB: 1 IBB: 0 HBP: 0 BLK: 0 WP: 0 HR: 0 S: 38 P: 42 ERA: 0.00 WHIP: 0.444															<b>PITCHER</b>						

Batter	1	2	3	4	5	6	7	8	9	AB	R	H	RBI	BB	SO	LOB	BOTTOM			
Milt Thompson, L OBP: 0.338, SLG: 0.400	K	F7		1B	K2-3		FC4-6			4	1	0	0	1	2	4	<b>San Diego Padres @ Philadelphia Phillies</b> Veterans Stadium, Philadelphia, PA Sat May 16 1987, 7:05 PM EDT Att: 21,713 - Unknown			
Jeff Stone, L OBP: 0.406, SLG: 0.321	FC1-6	F7		1B	FC6-4		6-3			4	1	2	2	1	0	3				
Juan Samuel, R OBP: 0.318, SLG: 0.514	FC1-6		G1-4-3	2B	FC6-4		4-3			5	3	2	1	0	0	3				
Mike Schmidt, R OBP: 0.364, SLG: 0.603	E5		G1-4-3	1B			5-3			3	1	2	1	0	0	1				
Rick Schu, R OBP: 0.167, SLG: 0.261	E5		G1-4-3	1B			5-3			2	0	0	0	0	0	0				
Von Hayes, L OBP: 0.403, SLG: 0.294	1B		SF7	1B			5-3			0	1	0	1	3	0	0				
Greg Gross, L OBP: 0.308, SLG: 0.217	BB		SF7	1B			5-3			1	0	0	0	0	0	0				
Glenn Wilson, R OBP: 0.310, SLG: 0.483	5-3		4-3	1B			5-3			4	0	1	2	0	0	3				
Ron Roenicke, S OBP: 0.222, SLG: 0.067	5-3		4-3	1B			5-3			1	0	0	0	0	0	0				
Lance Parrish, R OBP: 0.277, SLG: 0.349		6-3		F9			4-3			4	0	1	1	0	0	1				
Steve Jeltz, S OBP: 0.277, SLG: 0.145				SH			FC4-6			2	2	1	0	2	0	2				
Don Carman, L OBP: 0.071, SLG: 0.071		SH		K			FC4-6			3	0	1	0	0	2	1				
<b>Inning Stats</b>	R: 1 E: 1 K: 1 S: 6	H: 1 LOB: 2 BB: 2 P: 14	R: 0 E: 1 K: 0 S: 4	H: 0 LOB: 2 BB: 1 P: 8	R: 1 E: 0 K: 0 S: 4	H: 1 LOB: 0 BB: 0 P: 4	R: 6 E: 0 K: 1 S: 11	H: 6 LOB: 2 BB: 2 P: 19	R: 0 E: 0 K: 2 S: 8	H: 1 LOB: 1 BB: 0 P: 8	R: 0 E: 0 K: 0 S: 3	H: 0 LOB: 1 BB: 1 P: 7	R: 1 E: 0 K: 0 S: 4	H: 1 LOB: 1 BB: 1 P: 8	R: 0 E: 0 K: 0 S: 3	H: 0 LOB: 0 BB: 0 P: 3	1B: 8 2B: 2 3B: 0 HR: 0	SF: 1 SAC: 1 DP: 0 HBP: 0	WP: 0 PB: 0 SB: 0 CS: 0	PA: 42
<b>PITCHER</b> Jimmy Jones, R ERA: 11.7	IP: 3.2 WLS: L BF: 24 H: 7 R: 8 ER: 7 SO: 2 BB: 4 IBB: 1 HBP: 0 BLK: 0 WP: 4 HR: 0 S: 23 P: 43 ERA: 17.18 WHIP: 3.000															<b>PITCHER</b>				
<b>PITCHER</b> Storm Davis, R ERA: 6.47	IP: 4.1 WLS: L BF: 18 H: 3 R: 1 ER: 1 SO: 2 BB: 2 IBB: 0 HBP: 0 BLK: 0 WP: 0 HR: 0 S: 20 P: 28 ERA: 2.08 WHIP: 1.154															<b>PITCHER</b>				





Batter	1	2	3	4	5	6	7	8	9	AB	R	H	RBI	BB	SO	LOB	TOP								
<b>Joey Cora, S</b> (1,4) <small>OBP: 0.359, SLG: 0.323</small>										5	0	3	0	0	0	1									
<b>Manvell Wynne, L</b> (1,8) <small>OBP: 0.337, SLG: 0.338</small>										3	2	0	0	2	1	2									
<b>Tony Gwynn, L</b> (1,9) <small>OBP: 0.411, SLG: 0.483</small>										2	2	0	0	3	0	2									
<b>John Kruk, L</b> (1,3) <small>OBP: 0.446, SLG: 0.500</small>										5	1	3	2	0	0	1									
<b>Kevin Mitchell, R</b> (1,5) <small>OBP: 0.316, SLG: 0.400</small>										3	1	1	2	2	0	3									
<b>Jim Steels, L</b> (1,7) <small>OBP: 0.282, SLG: 0.222</small>																									
<b>Randy Ready, R</b> (7,PH) <small>OBP: 0.384, SLG: 0.452</small>										1	0	0	0	2	0	1									
<b>Stan Jefferson, S</b> (7,8) <small>OBP: 0.326, SLG: 0.364</small>										1	0	0	0	0	0	2									
<b>Garry Templeton, S</b> (1,6) <small>OBP: 0.281, SLG: 0.260</small>										4	0	2	0	0	0	4									
<b>Bruce Bochy, R</b> (1,2) <small>OBP: 0.333, SLG: 0.417</small>										3	0	0	0	1	0	3									
<b>Andy Hawkins, R</b> (1,1) <small>OBP: 0.133, SLG: 0.133</small>										4	0	0	0	0	0	3									
<b>Lance McCullers, S</b> (8,1)										0	0	0	0	0	0	0									
<b>Inning Stats</b>	R: 0 E: 0 K: 0 S: 2	H: 0 LOB: 0 BB: 1 P: 6	R: 0 E: 0 K: 0 S: 2	H: 0 LOB: 0 BB: 1 P: 6	R: 0 E: 0 K: 0 S: 4	H: 1 LOB: 1 BB: 0 P: 4	R: 3 E: 1 K: 0 S: 4	H: 2 LOB: 1 BB: 3 P: 16	R: 0 E: 0 K: 1 S: 6	H: 1 LOB: 1 BB: 0 P: 6	R: 1 E: 0 K: 0 S: 4	H: 1 LOB: 2 BB: 2 P: 12	R: 2 E: 0 K: 0 S: 5	H: 2 LOB: 2 BB: 2 P: 13	R: 0 E: 0 K: 0 S: 3	H: 1 LOB: 0 BB: 0 P: 3	R: 0 E: 0 K: 0 S: 4	H: 1 LOB: 2 BB: 1 P: 8	1B: 6 2B: 4 3B: 0 HR: 1	SF: 0 SAC: 0 DP: 3 HBP: 0	WP: 1 PB: 1 SB: 5 CS: 1	PA: 43			
<b>PITCHER</b>	IP	WLS	BF	H	R	ER	SO	BB	IBB	HBP	BLK	WP	HR	S	P	ERA	WHIP								
<b>Michael Jackson, R</b> (1,1) <small>ERA: 3.71</small>	3.1	L	15	2	3	3	0	5	0	0	1	1	1	10	30	8.10	2.100								
<b>Dan Schatzeder, L</b> (4,1) <small>ERA: 3.0</small>	2.2		12	3	1	0	1	1	1	0	0	0	0	12	20	0.00	1.500								
<b>Wally Ritchie, L</b> (7,1) <small>ERA: 2.03</small>	2.0		10	3	2	2	0	1	1	0	0	0	0	8	16	9.00	2.000								
<b>Kent Tekulve, R</b> (9,1) <small>ERA: 3.18</small>	1.0		5	1	0	0	0	1	0	0	0	0	0	4	8	0.00	2.000								

San Diego Padres @ Philadelphia Phillies  
Veterans Stadium, Philadelphia, PA  
Sun May 17 1987, 3:33 AM EDT  
Att: 34,964 - Unknown

AB	32
R	6
H	9
RBI	4
BB	10
SO	1
LOB	24



Batter	1	2	3	4	5	6	7	8	9	AB	R	H	RBI	BB	SO	LOB	BOTTOM								
<b>Milt Thompson, L</b> (1,8) <small>OBP: 0.340, SLG: 0.415</small>										5	1	2	1	0	0	0									
<b>Jeff Stone, L</b> (1,7) <small>OBP: 0.405, SLG: 0.344</small>										4	1	1	0	1	0	2									
<b>Juan Samuel, R</b> (1,4) <small>OBP: 0.321, SLG: 0.503</small>										3	0	0	1	2	1	1									
<b>Mike Schmidt, R</b> (1,5) <small>OBP: 0.366, SLG: 0.619</small>										5	2	2	1	0	0	4									
<b>Von Hayes, L</b> (1,3) <small>OBP: 0.413, SLG: 0.298</small>										2	0	1	0	2	0	0									
<b>Glenn Wilson, R</b> (1,9) <small>OBP: 0.300, SLG: 0.467</small>										4	0	0	0	0	0	4									
<b>John Russell, R</b> (1,2) <small>OBP: 0.152, SLG: 0.250</small>										3	0	0	0	0	1	3									
<b>Wally Ritchie, L</b> (7,1) <small>OBP: 1.000, SLG: 1.000</small>										0	0	0	0	0	0	0									
<b>Greg Gross, L</b> (8,PH) <small>OBP: 0.296, SLG: 0.217</small>										0	0	0	1	0	0	0									
<b>Luis Aquayo, R</b> (9,6) <small>OBP: 0.265, SLG: 0.516</small>										0	0	0	0	0	0	0									
<b>Steve Jeltz, S</b> (1,6) <small>OBP: 0.279, SLG: 0.140</small>										2	1	0	0	1	0	2									
<b>Ron Roenicke, S</b> (8,PH) <small>OBP: 0.211, SLG: 0.063</small>										1	0	0	0	1	2										
<b>Kent Tekulve, R</b> (9,1)										0	0	0	0	0	0	0									
<b>Michael Jackson, R</b> (1,1)										0	0	0	0	0	0	0									
<b>Dan Schatzeder, L</b> (4,1) <small>OBP: 0.300, SLG: 0.222</small>										1	0	0	0	0	1	2									
<b>Lance Parrish, R</b> (7,2) <small>OBP: 0.273, SLG: 0.342</small>										2	0	0	0	0	0	0									
<b>Inning Stats</b>	R: 1 E: 0 K: 0 S: 4	H: 1 LOB: 0 BB: 0 P: 4	R: 0 E: 0 K: 1 S: 5	H: 0 LOB: 0 BB: 0 P: 5	R: 1 E: 0 K: 0 S: 4	H: 1 LOB: 2 BB: 2 P: 12	R: 0 E: 1 K: 1 S: 6	H: 0 LOB: 2 BB: 1 P: 10	R: 0 E: 0 K: 1 S: 5	H: 0 LOB: 0 BB: 0 P: 5	R: 1 E: 0 K: 0 S: 4	H: 2 LOB: 0 BB: 0 P: 4	R: 0 E: 0 K: 0 S: 3	H: 0 LOB: 0 BB: 0 P: 3	R: 2 E: 2 K: 1 S: 8	H: 2 LOB: 2 BB: 1 P: 12	R: 0 E: 0 K: 0 S: 3	H: 0 LOB: 2 BB: 2 P: 11	1B: 2 2B: 3 3B: 0 HR: 1	SF: 1 SAC: 1 DP: 0 HBP: 0	WP: 0 PB: 0 SB: 0 CS: 0	PA: 40			
<b>PITCHER</b>	IP	WLS	BF	H	R	ER	SO	BB	IBB	HBP	BLK	WP	HR	S	P	ERA	WHIP								
<b>Andy Hawkins, R</b> (1,1) <small>ERA: 5.57</small>	7.0	W	29	5	4	4	3	3	0	0	0	0	0	32	44	5.14	1.143								
<b>Lance McCullers, R</b> (8,1) <small>ERA: 5.49</small>	2.0	S	11	1	1	0	1	3	0	0	0	0	0	10	22	0.00	2.000								

San Diego Padres @ Philadelphia Phillies  
Veterans Stadium, Philadelphia, PA  
Sun May 17 1987, 3:33 AM EDT  
Att: 34,964 - Unknown

AB	32
R	5
H	6
RBI	4
BB	6
SO	4
LOB	20





Batter	1	2	3	4	5	6	7	8	9	AB	R	H	RBI	BB	SO	LOB	TOP								
Steve Sax, R OBP: 0.326, SLG: 0.370 (1, 4)										4	1	2	1	0	1	0	<b>Los Angeles Dodgers @ Philadelphia Phillies</b> <b>Veterans Stadium, Philadelphia, PA</b> Mon May 18 1987, 7:05 PM EDT Att: 17,314 - Unknown								
Mariano Duncan, R OBP: 0.286, SLG: 0.311 (1, 6)										4	0	0	0	0	2	2									
Bill Madlock, R OBP: 0.295, SLG: 0.389 Ken Howell, R OBP: 1.000, SLG: 1.000 (1, 5) (8, 1)										4	0	1	0	0	0	2									
Pedro Guerrero, R OBP: 0.407, SLG: 0.636 (1, 7)										3	1	2	1	1	0	1									
Mickey Hatcher, R OBP: 0.319, SLG: 0.419 Ken Landreaux, L OBP: 0.353, SLG: 0.400 (1, 9) (9, PH)										3	0	0	0	0	0	2									
Alex Trevino, R OBP: 0.190, SLG: 0.211 Mike Scioscia, L OBP: 0.378, SLG: 0.419 (1, 2) (9, PH)											2	0	0	1	0	2									
Franklin Stubbs, L OBP: 0.322, SLG: 0.478 (1, 3)											4	0	1	0	0	1									
Reggie Williams, R OBP: 0.292, SLG: 0.158 (1, 8)										3	0	0	0	0	1	1									
Rick Honeycutt, L OBP: 0.214, SLG: 0.154 Brian Holton, R OBP: 0.333, SLG: 0.333 Tracy Woodson, R OBP: 0.298, SLG: 0.364 (1, 1) (6, 1) (8, PH) (8, 5)										2	0	0	0	0	1	1									
<b>Inning Stats</b>	R: 1 E: 0 K: 1 S: 7	H: 2 LOB: 1 BB: 0 P: 7	R: 0 E: 0 K: 2 S: 7	H: 0 LOB: 0 BB: 0 P: 7	R: 0 E: 0 K: 0 S: 3	H: 0 LOB: 0 BB: 0 P: 3	R: 0 E: 0 K: 0 S: 3	H: 1 LOB: 0 BB: 0 P: 3	R: 0 E: 0 K: 3 S: 10	H: 1 LOB: 1 BB: 0 P: 10	R: 0 E: 0 K: 1 S: 5	H: 0 LOB: 0 BB: 0 P: 5	R: 1 E: 0 K: 0 S: 4	H: 1 LOB: 0 BB: 0 P: 4	R: 1 E: 0 K: 1 S: 7	H: 2 LOB: 1 BB: 0 P: 7		R: 0 E: 0 K: 1 S: 5	H: 0 LOB: 1 BB: 1 P: 9	1B: 5 2B: 2 3B: 0 HR: 0	SF: 1 SAC: 0 DP: 1 HBP: 0	WP: 0 PB: 1 SB: 3 CS: 0	PA: 34		
<b>PITCHER</b>	IP WLS BF H R ER SO BB IBB HBP BLK WP HR S P ERA WHIP	7.2 W 29 7 3 3 8 0 0 0 0 0 0 45 45 3.52 0.913	1.1 S 5 0 0 0 1 1 0 0 0 0 0 6 10 0.00 0.750																						

AB	32
R	3
H	7
RBI	3
BB	1
SO	9
LOB	12



Batter	1	2	3	4	5	6	7	8	9	AB	R	H	RBI	BB	SO	LOB	BOTTOM							
Milt Thompson, L OBP: 0.336, SLG: 0.403 (1, 8)										4	1	0	0	1	1	3	<b>Los Angeles Dodgers @ Philadelphia Phillies</b> <b>Veterans Stadium, Philadelphia, PA</b> Mon May 18 1987, 7:05 PM EDT Att: 17,314 - Unknown							
Von Hayes, L OBP: 0.415, SLG: 0.318 (1, 3)										3	0	1	2	1	1	0								
Juan Samuel, R OBP: 0.319, SLG: 0.497 (1, 4)										4	0	1	0	0	1	3								
Mike Schmidt, R OBP: 0.369, SLG: 0.615 (1, 5)										4	1	2	0	0	1	0								
Glenn Wilson, R OBP: 0.299, SLG: 0.460 (1, 9)										4	0	1	0	0	0	3								
Lance Parrish, R OBP: 0.272, SLG: 0.333 (1, 2)										3	0	0	0	1	1	3								
Chris James, R OBP: 0.264, SLG: 0.349 Greg Gross, L OBP: 0.321, SLG: 0.217 (1, 7) (8, PH) (9, 7)										3	1	1	1	0	0	2								
Luis Aguayo, R OBP: 0.264, SLG: 0.530 Steve Jettz, S OBP: 0.279, SLG: 0.140 (1, 6) (8, PR) (9, 6)										4	1	1	0	0	0	5								
Bruce Ruffin, S OBP: 0.118, SLG: 0.176 Steve Bedrosian, R (1, 1) (8, 1)										3	1	2	2	0	1	1								
<b>Inning Stats</b>	R: 0 E: 0 K: 2 S: 9	H: 2 LOB: 2 BB: 0 P: 9	R: 0 E: 0 K: 2 S: 8	H: 1 LOB: 1 BB: 0 P: 8	R: 0 E: 0 K: 1 S: 5	H: 0 LOB: 0 BB: 0 P: 5	R: 0 E: 1 K: 0 S: 4	H: 0 LOB: 2 BB: 1 P: 8	R: 0 E: 0 K: 0 S: 3	H: 1 LOB: 1 BB: 1 P: 7	R: 5 E: 1 K: 0 S: 8	H: 4 LOB: 1 BB: 1 P: 12	R: 0 E: 0 K: 1 S: 5	H: 1 LOB: 0 BB: 0 P: 5	R: 0 E: 0 K: 1 S: 5	H: 0 LOB: 2 BB: 1 P: 9		1B: 6 2B: 1 3B: 2 HR: 0	SF: 0 SAC: 0 DP: 2 HBP: 0	WP: 0 PB: 0 SB: 0 CS: 0	PA: 37			
<b>PITCHER</b>	IP WLS BF H R ER SO BB IBB HBP BLK WP HR S P ERA WHIP	5.2 L 29 8 0 0 5 3 0 0 0 0 0 36 48 0.00 1.941	1.1 4 1 0 0 1 0 0 0 0 0 0 6 6 0.00 0.750	1.0 4 0 0 0 1 1 0 0 1 0 0 5 9 0.00 1.000																				

AB	33
R	5
H	9
RBI	5
BB	4
SO	7
LOB	21









Batter	1	2	3	4	5	6	7	8	9	AB	R	H	RBI	BB	SO	LOB	TOP										
Jose Uribe, S OBP: 0.345, SLG: 0.393 (1, 6)	F4			SF8 4-3	F8			F7		4	1	1	0	0	0	2	San Francisco Giants @ Philadelphia Phillies Veterans Stadium, Philadelphia, PA Fri May 22 1987, 7:05 PM EDT Att: 18,744 - Unknown										
Chili Davis, S OBP: 0.339, SLG: 0.413 (1, 8)	5-3			4-3				F6		4	0	0	0	0	0	1											
Jeffrey Leonard, R OBP: 0.388, SLG: 0.698 (1, 7)	F8			SF8				F8		3	0	0	1	0	1	0											
Candy Maldonado, R OBP: 0.390, SLG: 0.574 (1, 9)				5-3				K		4	0	0	0	0	2	0											
Bob Melvin, R OBP: 0.336, SLG: 0.541 (1, 2)	F6							5-3		4	1	1	0	0	0	0											
Bob Brenly, R OBP: 0.313, SLG: 0.309 Will Clark, L OBP: 0.318, SLG: 0.471 (7, 3)	F8							K		3	0	0	0	0	2	2											
Robby Thompson, R OBP: 0.329, SLG: 0.368 (1, 4)										1	0	0	0	0	0	0											
Matt Williams, R OBP: 0.240, SLG: 0.286 (1, 5)				5-3						2	0	0	0	1	0	2											
Atlee Hammaker, S OBP: 0.222, SLG: 0.222 Scott Garrelts, R OBP: 0.143, SLG: 0.143 (7, 1)				K				F2		3	0	1	1	0	1	2											
										0	0	0	0	0	0	0											
<b>Inning Stats</b>	R: 0 H: 0 E: 0 K: 0 S: 7	H: 0 LOB: 0 BB: 0 P: 9	R: 0 H: 0 E: 0 K: 1 S: 6	H: 0 LOB: 0 BB: 0 P: 9	R: 0 H: 0 E: 0 K: 1 S: 6	H: 0 LOB: 0 BB: 0 P: 7	R: 1 H: 1 E: 0 K: 0 S: 8	H: 1 LOB: 0 BB: 0 P: 13	R: 1 H: 2 E: 0 K: 1 S: 15	H: 2 LOB: 2 BB: 0 P: 25	R: 0 H: 0 E: 0 K: 1 S: 6	H: 0 LOB: 0 BB: 0 P: 8	R: 0 H: 1 E: 1 K: 1 S: 12	H: 1 LOB: 2 BB: 1 P: 22	R: 0 H: 0 E: 0 K: 1 S: 5	H: 0 LOB: 0 BB: 0 P: 7	R: 0 H: 0 E: 0 K: 0 S: 8	H: 0 LOB: 0 BB: 0 P: 9	1B: 3 2B: 1 3B: 0 HR: 0	SF: 1 SAC: 0 DP: 0 HBP: 1	WP: 0 PB: 0 SB: 2 CS: 1	PA: 33					
<b>PITCHER</b>	IP	WLS	BF	H	R	ER	SO	BB	IBB	HBP	BLK	WP	HR	S	P	ERA	WHIP										
Don Carman, L ERA: 3.21 Kent Tekulve, R ERA: 2.9 (9, 1)	8.0	L	30	4	2	2	6	0	1	1	0	0	0	65	100	2.25	0.500										

Batter	1	2	3	4	5	6	7	8	9	AB	R	H	RBI	BB	SO	LOB	BOTTOM										
Milt Thompson, L OBP: 0.335, SLG: 0.399 (1, 8)	5-3			6-3				F7		4	0	1	0	0	0	1	San Francisco Giants @ Philadelphia Phillies Veterans Stadium, Philadelphia, PA Fri May 22 1987, 7:05 PM EDT Att: 18,744 - Unknown										
Von Hayes, L OBP: 0.413, SLG: 0.316 (1, 3)	1-3			3-1				G6-3 BB 1B		4	1	1	0	0	1	1											
Juan Samuel, R OBP: 0.321, SLG: 0.503 (1, 4)	F9			6-3				G6-3 BB		3	0	0	0	1	1	1											
Glenn Wilson, R OBP: 0.296, SLG: 0.451 (1, 9)	F9			5-3				G6-3		4	0	0	0	0	1	3											
Lance Parrish, R OBP: 0.273, SLG: 0.331 (1, 2)	F7			G6-4-3 1B				G6-4-3 1B		3	0	2	1	0	0	0											
John Russell, R OBP: 0.139, SLG: 0.229 (1, 7)	6-3			G6-4-3 1-2				F9		3	0	0	0	0	0	2											
Rick Schu, R OBP: 0.149, SLG: 0.231 Greg Gross, L OBP: 0.333, SLG: 0.208 Kent Tekulve, R (9, 1)				6-3				F8		2	0	0	0	0	0	0											
Luis Aguayo, R OBP: 0.278, SLG: 0.556 (1, 6)				K						3	0	1	0	0	1	1											
Don Carman, L OBP: 0.063, SLG: 0.063 Mike Schmidt, R OBP: 0.373, SLG: 0.609 (8, PH) (9, 5)				K						2	0	0	0	0	2	1											
										1	0	0	0	0	1	0											
<b>Inning Stats</b>	R: 0 H: 0 E: 0 K: 0 S: 9	H: 0 LOB: 0 BB: 0 P: 14	R: 0 H: 0 E: 0 K: 0 S: 6	H: 0 LOB: 0 BB: 0 P: 9	R: 0 H: 0 E: 0 K: 2 S: 9	H: 0 LOB: 0 BB: 0 P: 13	R: 0 H: 0 E: 0 K: 0 S: 7	H: 0 LOB: 0 BB: 0 P: 9	R: 0 H: 1 E: 0 K: 0 S: 7	H: 1 LOB: 1 BB: 0 P: 11	R: 0 H: 1 E: 0 K: 1 S: 7	H: 1 LOB: 1 BB: 0 P: 7	R: 1 H: 2 E: 0 K: 0 S: 11	H: 2 LOB: 1 BB: 1 P: 21	R: 0 H: 0 E: 0 K: 1 S: 6	H: 0 LOB: 1 BB: 1 P: 10	R: 0 H: 1 E: 0 K: 3 S: 14	H: 1 LOB: 0 BB: 0 P: 19	1B: 5 2B: 0 3B: 0 HR: 0	SF: 0 SAC: 0 DP: 3 HBP: 0	WP: 0 PB: 0 SB: 1 CS: 0	PA: 31					
<b>PITCHER</b>	IP	WLS	BF	H	R	ER	SO	BB	IBB	HBP	BLK	WP	HR	S	P	ERA	WHIP										
Atlee Hammaker, L ERA: 1.71 Scott Garrelts, R ERA: 3.11 (7, 1)	6.0	W	21	3	1	1	3	1	0	0	0	0	0	24	36	0.00	1.000										

AB	30
R	2
H	4
RBI	2
BB	1
SO	6
LOB	9

















Batter	1	2	3	4	5	6	7	8	9	AB	R	H	RBI	BB	SO	LOB	TOP								
Milt Thompson, L (1.8) OBP: 0.337, SLG: 0.377	4-0 BLK 2B BB		0-0 4-3		0-0 6-3		0-0 F8		0-0 6-3	4	1	0	0	1	0	0	<b>Philadelphia Phillies @ San Diego Padres</b> Jack Murphy Stadium, San Diego, CA Tue May 26 1987, 10:05 PM EDT Att: 9,347 - Unknown <a href="http://livebaseballscores.com">livebaseballscores.com</a>								
Jeff Stone, L (1.7) OBP: 0.345, SLG: 0.346	0-3 K		0-3 K		0-0 G4-3 1B		0-3 K		4-0 G6-4-3 BB	4	0	1	0	0	3	1									
Greg Gross, L (7.7) OBP: 0.400, SLG: 0.259	1-2 K				0-0 G4-3				0-0 G6-4-3	4	0	2	1	1	0	2									
Juan Samuel, R (1.4) OBP: 0.333, SLG: 0.503	0-0 S 2-H 2B		0-0 FC4 1B		0-0 G4-3		4-0 1B BB		0-0 G6-4-3	4	0	2	1	1	0	2									
Lance Parrish, R (1.2) OBP: 0.290, SLG: 0.341	0-0 F8		0-0 FC4				0-0 F8		0-0 1B	4	0	1	0	0	0	2									
Von Hayes, L (1.3) OBP: 0.431, SLG: 0.363	4-0 BB				0-0 5-3 1B		4-0 HR BB		0-0 F8	2	1	1	0	2	0	2									
Glenn Wilson, R (1.9) OBP: 0.297, SLG: 0.462	0-0 1-3				0-0 5-3		0-0 1-H HR		0-0 F4	4	1	1	2	0	0	3									
Rick Schu, R (1.5) OBP: 0.205, SLG: 0.306					1-0 FC6-4 HBP		0-0 1-3		0-0 1B	3	0	1	0	0	1	0									
Luis Aguayo, R (1.6) OBP: 0.295, SLG: 0.588			0-0 6-3		0-0 L6		1-0 FC6-4 HBP		0-0 F7	3	0	0	0	0	0	3									
Shane Rawley, R (1.1) OBP: 0.360, SLG: 0.333			0-0 6-3		0-0 FC6-4		0-0 FC6-4		0-3 K	4	0	0	0	0	1	4									
Steve Bedrosian, R (8.1)					1-2 FC6-4		1-2 FC6-4			0	0	0	0	0	0	0									
<b>Inning Stats</b>	R: 1 E: 0 K: 1 S: 6	H: 1 LOB: 2 BB: 2 P: 14	R: 0 E: 0 K: 1 S: 5	H: 0 LOB: 0 BB: 0 P: 5	R: 0 E: 0 K: 1 S: 6	H: 1 LOB: 1 BB: 0 P: 6	R: 0 E: 0 K: 0 S: 4	H: 1 LOB: 2 BB: 0 P: 5	R: 0 E: 0 K: 0 S: 3	H: 1 LOB: 0 BB: 1 P: 3	R: 2 E: 0 K: 0 S: 4	H: 1 LOB: 1 BB: 1 P: 9	R: 0 E: 0 K: 1 S: 6	H: 1 LOB: 1 BB: 0 P: 10	R: 0 E: 0 K: 1 S: 6	H: 0 LOB: 0 BB: 1 P: 6	1B: 5 2B: 1 3B: 0 HR: 1	SF: 0 SAC: 0 DP: 2 HBP: 2	WP: 0 PB: 0 SB: 1 CS: 0	PA: 39					
<b>PITCHER</b>	IP	WLS	BF	H	R	ER	SO	BB	IBB	HBP	BLK	WP	HR	S	P	ERA	WHIP								
Jimmy Jones, R (1.1) ERA: 9.0	6.0	L	27	5	3	3	3	3	0	2	1	0	1	28	42	4.50	1.333								
Craig Lefferts, L (7.1) ERA: 3.97	2.0		9	2	0	0	2	1	0	0	0	0	0	12	16	0.00	1.500								
Lance McCullers, R (9.1) ERA: 4.85	1.0		3	0	0	0	0	1	0	0	0	0	0	2	6	0.00	1.000								

Batter	1	2	3	4	5	6	7	8	9	AB	R	H	RBI	BB	SO	LOB	BOTTOM								
Stan Jefferson, S (1.8) OBP: 0.357, SLG: 0.388	0-0 4-3		0-0 6-3		4-0 FC4-6 BB		0-0 BB 1B		0-3 K	4	0	1	0	1	1	3	<b>Philadelphia Phillies @ San Diego Padres</b> Jack Murphy Stadium, San Diego, CA Tue May 26 1987, 10:05 PM EDT Att: 9,347 - Unknown <a href="http://livebaseballscores.com">livebaseballscores.com</a>								
Lance McCullers, S (9.1)										0	0	0	0	0	0	0									
Garry Templeton, S (1.6) OBP: 0.256, SLG: 0.245	0-0 5-3		0-0 F8		0-0 FC4-6 FC5 BB		0-0 1-2 BB 1B		0-0 4-3	5	0	1	0	0	0	2									
John Kruk, L (1.7) OBP: 0.468, SLG: 0.525	4-0 BB				0-0 E S 1B		4-0 1-2 BB		0-0 BB 1B	2	1	2	0	3	0	0									
Carmelo Martinez, R (1.3) OBP: 0.350, SLG: 0.399	0-0 F4				0-3 K		0-0 FC5		0-0 L7	5	0	0	0	0	2	9									
Randy Ready, R (1.4) OBP: 0.388, SLG: 0.433					0-0 E3 FC6-4		0-0 S 1B		4-0 FC1-5 BB	3	0	1	1	2	0	0									
Benito Santiago, R (1.2) OBP: 0.300, SLG: 0.426			0-3 K		0-0 L3		0-0 L7		0-0 BB FC1-5 1B	5	0	1	0	0	1	4									
Shane Mack, R (1.9) Craig Lefferts, L (7.1) Joey Cora, S (8, PH) OBP: 0.340, SLG: 0.296			0-0 FC6-4		0-3 K		0-0 4-3		0-0 FC1-5 BB	3	0	0	0	0	1	2									
Luis Salazar, R (1.5) OBP: 0.317, SLG: 0.293			0-0 F3						4-0 BB	3	0	0	0	0	1	0									
Tony Gwynn, L (8, PH) OBP: 0.412, SLG: 0.456					0-0 5-3		0-0 5-3		1-2 2-3 BB	0	0	0	0	1	0	0									
Jimmy Jones, R (1.1) Marvell Wynne, L (7.9) OBP: 0.340, SLG: 0.345			0-3 K		0-0 E5 FC4-6		0-3 K		0-3 K	2	0	0	0	0	1	0									
<b>Inning Stats</b>	R: 0 E: 0 K: 0 S: 3	H: 0 LOB: 1 BB: 1 P: 7	R: 0 E: 1 K: 1 S: 6	H: 0 LOB: 0 BB: 0 P: 6	R: 0 E: 0 K: 1 S: 5	H: 0 LOB: 0 BB: 0 P: 5	R: 1 E: 0 K: 2 S: 9	H: 2 LOB: 1 BB: 0 P: 9	R: 0 E: 0 K: 0 S: 4	H: 0 LOB: 3 BB: 2 P: 12	R: 0 E: 0 K: 0 S: 3	H: 0 LOB: 0 BB: 0 P: 3	R: 0 E: 0 K: 2 S: 9	H: 2 LOB: 3 BB: 1 P: 13	R: 0 E: 0 K: 2 S: 8	H: 1 LOB: 3 BB: 2 P: 16	R: 0 E: 0 K: 0 S: 4	H: 1 LOB: 2 BB: 1 P: 8	1B: 6 2B: 0 3B: 0 HR: 0	SF: 0 SAC: 0 DP: 0 HBP: 0	WP: 0 PB: 0 SB: 3 CS: 0	PA: 42			
<b>PITCHER</b>	IP	WLS	BF	H	R	ER	SO	BB	IBB	HBP	BLK	WP	HR	S	P	ERA	WHIP								
Shane Rawley, L (1.1) ERA: 3.38	7.1		34	5	1	1	6	5	0	0	0	0	0	41	61	1.23	1.364								
Steve Bedrosian, R (8.1) ERA: 3.96	1.2	S	8	1	0	0	2	2	0	0	0	0	0	10	18	0.00	1.800								








Batter	1	2	3	4	5	6	7	8	9	AB	R	H	RBI	BB	SO	LOB	TOP					
Milt Thompson, L (1, 8) OBP: 0.326, SLG: 0.363	0-0 6-3		0-0 5-3			0-0 L5		0-0 4-3		4	0	0	0	0	0	0	Philadelphia Phillies @ Los Angeles Dodgers Dodger Stadium, Los Angeles, CA Fri May 29 1987, 7:05 PM PDT Att: 36,036 - Unknown					
Luis Aguayo, R (1, 6) OBP: 0.308, SLG: 0.593	0-0 4-3		0-3 K			4-0 G6-4-3 BB			0-0 5-3	3	0	0	0	1	1	0						
Juan Samuel, R (1, 4) OBP: 0.328, SLG: 0.506	0-0 4-3			0-3 K		0-0 G6-4-3 1-2			0-3 K	4	0	0	0	0	2	1						
Mike Easter, L (1, 7)		0-0 F2		0-0 5-3					0-0 L8	4	0	0	0	0	0	0						
Von Hayes, L (1, 3)		0-0 F6		0-0 G3						3	0	1	0	0	0	0						
Lance Parrish, R (1, 2)		4-0 1B BB			0-3 K				0-0 F8	2	0	0	0	1	1	1						
Glenn Wilson, R (1, 9)		0-0 1-2 1B			0-3 K				0-0 G3	3	0	1	0	0	1	1						
Rick Schu, R (1, 5)		0-0 F2			0-0 FC5-4 1B				0-3 K	3	0	1	0	0	1	2						
Bruce Ruffin, S (1, 1) Wally Ritchie, L (3, 1) Jeff Stone, L (5, PH) Tom Hume, R (5, 1) Greg Gross, L (8, PH) Dan Schatzeder, L (8, 1)			0-3 K		0-0 FC5-4 1-2				0-0 4-3	1	0	0	0	0	0	0						
<b>Inning Stats</b>	R: 0 E: 0 K: 0 S: 3	H: 0 LOB: 0 BB: 0 P: 3	R: 0 E: 0 K: 0 S: 4	H: 1 LOB: 2 BB: 1 P: 8	R: 0 E: 0 K: 2 S: 7	H: 0 LOB: 0 BB: 0 P: 7	R: 0 E: 0 K: 1 S: 5	H: 0 LOB: 0 BB: 0 P: 5	R: 0 E: 0 K: 2 S: 8	H: 1 LOB: 1 BB: 0 P: 8	R: 0 E: 0 K: 0 S: 2	H: 0 LOB: 0 BB: 1 P: 6	R: 0 E: 0 K: 0 S: 4	H: 1 LOB: 1 BB: 0 P: 4	R: 0 E: 0 K: 1 S: 5	H: 0 LOB: 0 BB: 0 P: 5	R: 0 E: 0 K: 1 S: 5	H: 0 LOB: 0 BB: 0 P: 5	1B: 3 2B: 0 3B: 0 HR: 0	SF: 0 SAC: 0 DP: 1 HBP: 0	WP: 0 PB: 0 SB: 0 CS: 0	PA: 31
<b>PITCHER</b> Bob Welch, R (1, 1) ERA: 2.88	IP: 9.0 WLS: W BF: 31 H: 3 R: 0 ER: 0 SO: 7 BB: 2 IBB: 0 HBP: 0 BLK: 0 WP: 0 HR: 0 S: 43 P: 51 ERA: 0.00 WHIP: 0.556															<b>PITCHER</b>						

Batter	1	2	3	4	5	6	7	8	9	AB	R	H	RBI	BB	SO	LOB	BOTTOM					
Steve Sax, R (1, 4) OBP: 0.327, SLG: 0.376	0-3 K		0-0 6-3	0-0 HR		0-0 6-3				4	1	1	1	0	1	0	Philadelphia Phillies @ Los Angeles Dodgers Dodger Stadium, Los Angeles, CA Fri May 29 1987, 7:05 PM PDT Att: 36,036 - Unknown					
John Shelby, S (1, 8) OBP: 0.286, SLG: 0.344	0-0 4-3		0-0 F9	0-0 5-3			0-3 K			4	0	0	0	0	1	0						
Pedro Guerrero, R (1, 7) Reggie Williams, R (9, 7)	0-0 BB 1B		0-0 1B 2B 1B	0-0 L9			0-0 HR			4	2	3	1	0	0	0						
Mike Marshall, R (1, 9)	4-0 FC6-4 BB		0-0 2B 1B	0-0 5-3			0-0 5-3			3	1	1	0	1	0	0						
Mickey Hatcher, R (1, 5)	0-0 FC6-4 1-2		0-0 1B 2B		0-0 L6		0-0 6-3			4	1	1	2	0	0	2						
Franklin Stubbs, L (1, 3)		0-0 3-1	0-0 1B 1B	0-0 P3			0-0 1B			4	1	2	1	0	0	0						
Mariano Duncan, R (1, 6)		0-0 6-3	0-0 1B 1B	0-0 F4			0-3 K			4	0	1	0	0	1	1						
Mike Scioscia, L (1, 2)		0-0 1B	0-0 1B	0-0 6-3			0-0 F7			4	0	2	1	0	0	1						
Bob Welch, R (1, 1) OBP: 0.107, SLG: 0.107	0-0 4-3		0-3 K		0-0 4-3			0-0 F3		4	0	0	0	0	1	4						
<b>Inning Stats</b>	R: 0 E: 0 K: 1 S: 6	H: 1 LOB: 2 BB: 1 P: 10	R: 0 E: 0 K: 0 S: 4	H: 1 LOB: 1 BB: 0 P: 4	R: 4 E: 0 K: 1 S: 11	H: 6 LOB: 2 BB: 0 P: 11	R: 1 E: 0 K: 0 S: 4	H: 1 LOB: 0 BB: 0 P: 4	R: 0 E: 0 K: 0 S: 3	H: 0 LOB: 0 BB: 0 P: 3	R: 0 E: 0 K: 0 S: 3	H: 0 LOB: 0 BB: 0 P: 3	R: 1 E: 0 K: 1 S: 6	H: 1 LOB: 0 BB: 0 P: 6	R: 0 E: 0 K: 1 S: 6	H: 1 LOB: 1 BB: 0 P: 6	R: 0 E: 0 K: 1 S: 6	H: 1 LOB: 1 BB: 0 P: 6	1B: 8 2B: 1 3B: 0 HR: 2	SF: 0 SAC: 0 DP: 0 HBP: 0	WP: 0 PB: 0 SB: 0 CS: 0	PA: 36
<b>PITCHER</b> Bruce Ruffin, L (1, 1) Wally Ritchie, L (3, 1) Tom Hume, R (5, 1) Dan Schatzeder, L (8, 1)	IP: 2.2 WLS: L BF: 17 H: 8 R: 4 ER: 4 SO: 1 BB: 0 IBB: 0 HBP: 0 BLK: 0 WP: 0 HR: 0 S: 18 P: 22 ERA: 13.50 WHIP: 3.375															<b>PITCHER</b>						

AB 29  
R 0  
H 3  
RBI 0  
BB 2  
SO 7  
LOB 6



AB 35  
R 6  
H 11  
RBI 6  
BB 1  
SO 4  
LOB 8



livebaseballscores.com

livebaseballscores.com



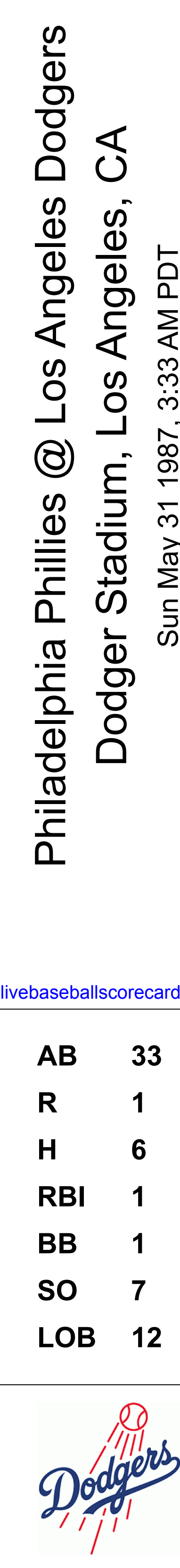
Batter	1	2	3	4	5	6	7	8	9	AB	R	H	RBI	BB	SO	LOB	TOP										
Milt Thompson, L (1, 8) OBP: 0.319, SLG: 0.355	0-0 4-3			0-3 K	0-0 G1		0-3 K			4	0	0	0	0	2	2	Philadelphia Phillies @ Los Angeles Dodgers Dodger Stadium, Los Angeles, CA Sat May 30 1987, 3:33 AM PDT Att: 30,216 - Unknown										
Luis Aquayo, R (1, 6) OBP: 0.306, SLG: 0.579 Greg Gross, L (8, 7) OBP: 0.405, SLG: 0.379	0-3 K			0-0 FC5-4 1B		0-0 5-3		0-0 F8		4	0	1	0	0	1	0											
Juan Samuel, R (1, 4) OBP: 0.327, SLG: 0.505	0-0 4-3			0-0 FC5-4 3B		0-0 1B		0-0 F9		4	2	1	0	0	0	1											
Mike Easter, L (1, 7) OBP: 0.290, SLG: 0.330 Steve Jeltz, S (8, 6) OBP: 0.296, SLG: 0.153		0-0 F7		4-0 3B		0-0 4-3 1B		0-0 6-3		3	1	1	1	1	0	0											
Von Hayes, L (1, 3) OBP: 0.425, SLG: 0.370		0-0 F8		1-2 3B		0-0 4-3 1B			0-0 F5	4	0	1	2	0	0	1											
Glenn Wilson, R (1, 9) OBP: 0.289, SLG: 0.442		0-0 F8		1-H 2-H 3B		0-0 1-3		0-3 K	0-3 K	4	0	0	0	0	2	2											
Darren Daulton, L (1, 2) OBP: 0.417, SLG: 0.727			0-0 3-1		0-0 WP 1B		0-0 4-3		0-3 K	4	0	1	0	0	1	0											
Rick Schu, R (1, 5) OBP: 0.184, SLG: 0.261			0-0 6-3		0-3 K		0-0 F6			3	0	0	0	0	1	1											
Kevin Gross, R (1, 1) OBP: 0.059, SLG: 0.059			0-3 K		0-3 K		0-0 E1 1B			3	0	1	0	0	2	1											
<b>Inning Stats</b>	R: 0 E: 0 K: 1 S: 5	H: 0 LOB: 0 BB: 0 P: 5	R: 0 E: 0 K: 0 S: 3	H: 0 LOB: 0 BB: 0 P: 3	R: 0 E: 0 K: 1 S: 5	H: 0 LOB: 0 BB: 0 P: 5	R: 2 E: 0 K: 1 S: 7	H: 2 LOB: 1 BB: 1 P: 11	R: 0 E: 0 K: 2 S: 8	H: 1 LOB: 1 BB: 0 P: 8	R: 1 E: 0 K: 1 S: 7	H: 2 LOB: 1 BB: 0 P: 7	R: 0 E: 1 K: 1 S: 6	H: 1 LOB: 1 BB: 0 P: 6	R: 0 E: 0 K: 0 S: 3	H: 0 LOB: 0 BB: 0 P: 3		R: 0 E: 0 K: 2 S: 7	H: 0 LOB: 0 BB: 0 P: 7	1B: 4 2B: 1 3B: 1 HR: 0	SF: 0 SAC: 0 DP: 0 HBP: 0	WP: 1 PB: 0 SB: 1 CS: 0	PA: 34				
<b>PITCHER</b>	IP	WLS	BF	H	R	ER	SO	BB	IBB	HBP	BLK	WP	HR	S	P	ERA	WHIP										
Orel Hershisier, R (1, 1) ERA: 3.29	7.0	L	28	6	3	3	7	1	0	0	0	1	0	41	45	3.86	1.000										
Ken Howell, R (8, 1) ERA: 4.43	2.0		6	0	0	0	2	0	0	0	0	0	0	10	10	0.00	0.000										

Batter	1	2	3	4	5	6	7	8	9	AB	R	H	RBI	BB	SO	LOB	BOTTOM										
Steve Sax, R (1, 4) OBP: 0.321, SLG: 0.368	0-3 K		0-0 5-3		0-0 G1-6-3		0-0 P1			4	0	0	0	0	1	1	Philadelphia Phillies @ Los Angeles Dodgers Dodger Stadium, Los Angeles, CA Sat May 30 1987, 3:33 AM PDT Att: 30,216 - Unknown										
John Shelby, S (1, 8) OBP: 0.250, SLG: 0.323	0-0 F7		0-0 6-3		0-3 K			0-0 B5-3		4	0	0	0	0	1	0											
Pedro Guerrero, R (1, 7) OBP: 0.417, SLG: 0.685	0-0 1B		0-0 1B			0-0 L7		0-0 P3		4	0	2	0	0	0	0											
Mike Marshall, R (1, 9) OBP: 0.299, SLG: 0.378	0-0 6-3		0-0 F9			0-0 F7		0-0 L7		4	0	0	0	0	0	2											
Franklin Stubbs, L (1, 3) OBP: 0.337, SLG: 0.482		0-0 F4		0-0 WP 1B		4-0 1B		0-0 B5-3		3	0	1	0	1	0	0											
Mickey Hatcher, R (1, 5) OBP: 0.348, SLG: 0.525		0-0 1B		0-0 F2		0-0 1B		0-0 F9		4	0	2	0	0	0	1											
Mike Scioscia, L (1, 2) OBP: 0.379, SLG: 0.396		0-0 1B		0-0 F9		0-0 F9			0-0 1B	4	0	2	0	0	0	3											
Mariano Duncan, R (1, 6) OBP: 0.266, SLG: 0.297		0-3 K		0-0 6-3			0-0 B1-3		0-0 5-3	4	0	0	0	0	1	4											
Orel Hershisier, R (1, 1) OBP: 0.233, SLG: 0.333 Ken Landreaux, L (7, PH) OBP: 0.303, SLG: 0.321 Ken Howell, R (8, 1) OBP: 1.000, SLG: 1.000		0-0 B1-3			0-0 E6		0-0 3-1			2	0	0	0	0	0	2											
<b>Inning Stats</b>	R: 0 E: 0 K: 1 S: 6	H: 1 LOB: 1 BB: 0 P: 6	R: 0 E: 0 K: 1 S: 7	H: 2 LOB: 2 BB: 0 P: 7	R: 0 E: 0 K: 0 S: 4	H: 1 LOB: 1 BB: 0 P: 4	R: 0 E: 0 K: 0 S: 4	H: 1 LOB: 1 BB: 0 P: 4	R: 0 E: 1 K: 1 S: 5	H: 0 LOB: 0 BB: 0 P: 5	R: 0 E: 0 K: 0 S: 4	H: 1 LOB: 2 BB: 1 P: 8	R: 0 E: 0 K: 0 S: 3	H: 0 LOB: 0 BB: 0 P: 3	R: 0 E: 0 K: 0 S: 3	H: 1 LOB: 1 BB: 0 P: 4		R: 0 E: 0 K: 0 S: 4	H: 1 LOB: 1 BB: 0 P: 4	1B: 7 2B: 0 3B: 0 HR: 0	SF: 0 SAC: 0 DP: 1 HBP: 0	WP: 1 PB: 0 SB: 0 CS: 0	PA: 35				
<b>PITCHER</b>	IP	WLS	BF	H	R	ER	SO	BB	IBB	HBP	BLK	WP	HR	S	P	ERA	WHIP										
Kevin Gross, R (1, 1) ERA: 3.56	9.0	W	35	7	0	0	3	1	0	0	0	1	0	40	44	0.00	0.889										



Batter	1	2	3	4	5	6	7	8	9	AB	R	H	RBI	BB	SO	LOB	TOP								
Luis Aguayo, R OBP: 0.300, SLG: 0.567 Steve Jeltz, S OBP: 0.274, SLG: 0.145	5-3		E5 FC5 BB		4-3		6-3		6-3	2	0	0	0	0	0	1	Philadelphia Phillies @ Los Angeles Dodgers Dodger Stadium, Los Angeles, CA Sun May 31 1987, 3:33 AM PDT Att: 39,204 - Unknown								
Von Hayes, L OBP: 0.413, SLG: 0.357	F9		F8		K		F4		G3	5	0	0	0	0	1	2									
Juan Samuel, R OBP: 0.324, SLG: 0.495	4-3				K				K	4	0	0	0	1	2	0									
Lance Parrish, R OBP: 0.296, SLG: 0.341		1-3	FC5 2-3f				G5-3 1B		E SF7 1B	4	1	2	0	0	0	3									
Glenn Wilson, R OBP: 0.294, SLG: 0.444	5-3				BB FC6-4 1B		G5-3 1B		E5 WP 1-3 1B	4	1	2	0	0	0	1									
John Russell, R OBP: 0.154, SLG: 0.237 Greg Gross, L OBP: 0.421, SLG: 0.379	1-3				FC6-4 BB CS 1B		G5-3		WP IBB	3	0	1	0	0	0	2									
Rick Schu, R OBP: 0.226, SLG: 0.340					FC6-4 BB 1-2 2-3				SF7 IBB	1	1	1	2	2	0	0									
Mitt Thompson, L OBP: 0.318, SLG: 0.349			G3		FC6-4 F8 1-2 2-3 3-H		F7			3	0	0	1	1	0	4									
Shane Rawley, R OBP: 0.357, SLG: 0.370 Mike Easler, L OBP: 0.287, SLG: 0.326 Steve Bedrosian, R OBP: 0.181, SLG: 0.281			BB 2B		F8 1-2 3-H		F8		3-1	3	0	1	0	0	0	2									
<b>Inning Stats</b>	R: 0 E: 0 K: 0 S: 3	H: 0 LOB: 0 BB: 0 P: 3	R: 0 E: 0 K: 0 S: 3	H: 0 LOB: 0 BB: 0 P: 3	R: 1 E: 1 K: 0 S: 6	H: 2 LOB: 3 BB: 1 P: 10	R: 1 E: 0 K: 0 S: 4	H: 2 LOB: 1 BB: 1 P: 8	R: 0 E: 0 K: 2 S: 7	H: 0 LOB: 0 BB: 0 P: 7	R: 0 E: 0 K: 0 S: 4	H: 2 LOB: 0 BB: 1 P: 8	R: 0 E: 0 K: 0 S: 3	H: 0 LOB: 0 BB: 0 P: 3	R: 1 E: 0 K: 0 S: 5	H: 1 LOB: 3 BB: 2 P: 13	R: 0 E: 0 K: 1 S: 5	H: 0 LOB: 0 BB: 0 P: 5	1B: 5 2B: 1 3B: 0 HR: 1	SF: 1 SAC: 0 DP: 1 HBP: 0	WP: 1 PB: 0 SB: 0 CS: 1	PA: 39			
<b>PITCHER</b>	IP	WLS	BF	H	R	ER	SO	BB	IBB	HBP	BLK	WP	HR	S	P	ERA	WHIP								
Rick Honeycutt, L ERA: 1.82	7.0	L	29	6	2	2	2	2	1	0	0	0	1	30	42	2.57	1.143								
Brian Holton, R ERA: 3.03	0.2		5	1	1	0	0	0	1	0	0	0	0	4	8	0.00	1.500								
Brad Havens, L ERA: 9.82	0.0		1	0	0	0	0	0	1	0	0	1	0	4	4	∞	∞								
Tim Leary, R ERA: 5.63	1.1		4	0	0	0	1	0	0	0	0	0	0	6	6	0.00	0.000								

Batter	1	2	3	4	5	6	7	8	9	AB	R	H	RBI	BB	SO	LOB	BOTTOM								
Steve Sax, R OBP: 0.319, SLG: 0.365	5-3				F9			K		4	0	1	0	0	1	0	Philadelphia Phillies @ Los Angeles Dodgers Dodger Stadium, Los Angeles, CA Sun May 31 1987, 3:33 AM PDT Att: 39,204 - Unknown								
John Shelby, S OBP: 0.284, SLG: 0.368			S 1B					1-3		3	1	1	1	1	0	1									
Pedro Guerrero, R OBP: 0.419, SLG: 0.680			HR		F8		FC5-4 BB		1-3	4	0	2	0	0	1	2									
Mike Marshall, R OBP: 0.288, SLG: 0.363					F9		K		1B	4	0	0	0	0	0	4									
Mickey Hatcher, R OBP: 0.328, SLG: 0.492	F6		6-3				FC5-4		F4	4	0	0	0	0	0	4									
Jeff Hamilton, R OBP: 0.300, SLG: 0.316					F9		F9		F7	4	0	0	0	0	0	2									
Ken Landreaux, L OBP: 0.300, SLG: 0.316					F6		K		K	3	0	0	0	0	2	0									
Mike Scioscia, L OBP: 0.376, SLG: 0.393					4-3		4-3		F6	4	0	1	0	0	0	0									
Mariano Duncan, R OBP: 0.267, SLG: 0.298							F8		K	3	0	1	0	0	1	1									
Rick Honeycutt, L OBP: 0.176, SLG: 0.125 Alex Trevino, R OBP: 0.231, SLG: 0.261 Brian Holton, R OBP: 0.333, SLG: 0.333 Brad Havens, L OBP: 0.181, SLG: 0.281 Tim Leary, R OBP: 0.333, SLG: 0.333									1B	2	0	0	0	0	1	1									
<b>Inning Stats</b>	R: 1 E: 0 K: 0 S: 5	H: 2 LOB: 1 BB: 0 P: 5	R: 0 E: 0 K: 1 S: 6	H: 1 LOB: 0 BB: 0 P: 6	R: 0 E: 0 K: 0 S: 4	H: 1 LOB: 1 BB: 0 P: 4	R: 0 E: 0 K: 0 S: 3	H: 0 LOB: 0 BB: 0 P: 3	R: 0 E: 0 K: 1 S: 5	H: 0 LOB: 0 BB: 0 P: 5	R: 0 E: 0 K: 1 S: 5	H: 0 LOB: 1 BB: 1 P: 9	R: 0 E: 0 K: 2 S: 8	H: 1 LOB: 1 BB: 0 P: 8	R: 0 E: 0 K: 1 S: 6	H: 1 LOB: 1 BB: 0 P: 6	R: 0 E: 0 K: 1 S: 5	H: 0 LOB: 0 BB: 0 P: 5	1B: 5 2B: 0 3B: 0 HR: 1	SF: 0 SAC: 0 DP: 0 HBP: 0	WP: 0 PB: 0 SB: 1 CS: 0	PA: 34			
<b>PITCHER</b>	IP	WLS	BF	H	R	ER	SO	BB	IBB	HBP	BLK	WP	HR	S	P	ERA	WHIP								
Shane Rawley, L ERA: 3.17	7.0	W	27	5	1	1	5	1	0	0	0	0	0	36	40	1.29	0.857								
Steve Bedrosian, R ERA: 3.99	2.0	S	7	1	0	0	2	0	0	0	0	0	0	11	11	0.00	0.500								

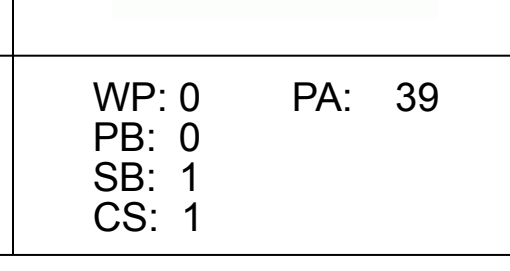




Batter	1	2	3	4	5	6	7	8	9	AB	R	H	RBI	BB	SO	LOB	TOP										
Jeff Stone, L OBP: 0.333, SLG: 0.321 (1, 8)	0-3 K2-3		0-3 K			4-0 WP BLK BB		0-3 K		3	1	0	0	1	3	0	Philadelphia Phillies @ San Francisco Giants Candlestick Park, San Francisco, CA Mon Jun 01 1987, 10:05 PM EDT Att: 6,655 - Unknown										
Von Hayes, L OBP: 0.415, SLG: 0.352 Kent Tekulve, R (8, 1)	4-0 2B BB		4-0 BLK BB			0-0 4-3		0-3 K		2	0	0	0	2	1	1											
Juan Samuel, R OBP: 0.317, SLG: 0.484 (1, 4)	0-3 K		0-0 F9			0-0 F9		0-3 K		4	0	0	0	0	2	3											
Lance Parrish, R OBP: 0.295, SLG: 0.345 (1, 2)	0-0 1-3 2B			0-3 K		0-0 3-1		0-3 K		4	0	1	0	0	2	0											
Glenn Wilson, R OBP: 0.299, SLG: 0.463 (1, 9)	0-0 5-3			0-0 F8				0-0 G6-4-3 1B		4	1	2	1	0	0	2											
John Russell, R OBP: 0.140, SLG: 0.214 (1, 7)		0-0 6-3		0-0 F8				0-0 G6-4-3 1-2		4	0	0	0	0	0	1											
Rick Schu, R OBP: 0.214, SLG: 0.320 (1, 5)		0-3 K			0-0 F8			0-0 E6		3	0	0	0	0	1	0											
Steve Jeltz, S OBP: 0.263, SLG: 0.138 (1, 6)		0-0 3-1			0-3 K			0-0 1-3		3	0	0	0	0	1	1											
Don Carman, L OBP: 0.100, SLG: 0.100 Tom Hume, R (6, 1)				0-0 G3				0-0 4-3		2	0	0	0	0	0	0											
Wally Ritchie, L OBP: 1.000, SLG: 1.000 Greg Gross, L OBP: 0.410, SLG: 0.367 (8, 3)					0-0 6-3					0	0	0	0	0	0	0											
<b>Inning Stats</b>	R: 0 E: 0 K: 2 S: 8	H: 1 LOB: 2 BB: 1 P: 12	R: 0 E: 0 K: 1 S: 5	H: 0 LOB: 0 BB: 0 P: 5	R: 0 E: 0 K: 1 S: 5	H: 0 LOB: 1 BB: 1 P: 9	R: 0 E: 0 K: 1 S: 5	H: 0 LOB: 0 BB: 0 P: 5	R: 1 E: 0 K: 0 S: 3	H: 0 LOB: 0 BB: 1 P: 7	R: 0 E: 1 K: 0 S: 4	H: 1 LOB: 1 BB: 0 P: 4	R: 0 E: 0 K: 2 S: 7	H: 0 LOB: 0 BB: 0 P: 7	R: 1 E: 0 K: 2 S: 8	H: 1 LOB: 0 BB: 0 P: 8	1B: 1 2B: 1 3B: 0 HR: 1	SF: 0 SAC: 0 DP: 1 HBP: 0	WP: 1 PB: 0 SB: 0 CS: 0	PA: 33							
<b>PITCHER</b>	IP	WLS	BF	H	R	ER	SO	BB	IBB	HBP	BLK	WP	HR	S	P	ERA	WHIP										
Atee Hammaker, L ERA: 1.75 Jeff Robinson, R ERA: 3.1 Scott Garrelts, R ERA: 3.0	(1, 1) (8, 1) (9, 1)	7.0 1.0 1.0	W 3 4	26 0 1	1 0 1	1 0 1	6 2 2	3 0 0	0 0 0	0 0 0	2 0 0	1 0 0	0 7 8	35 7 8	47	1.29 0.00 9.00	0.714 0.000 1.000										

Batter	1	2	3	4	5	6	7	8	9	AB	R	H	RBI	BB	SO	LOB	BOTTOM										
Chris Speier, R OBP: 0.395, SLG: 0.505 (8, 4)	4-0 BB		0-0 5-3					0-3 K		4	2	2	2	1	1	0	Philadelphia Phillies @ San Francisco Giants Candlestick Park, San Francisco, CA Mon Jun 01 1987, 10:05 PM EDT Att: 6,655 - Unknown										
Robby Thompson, R OBP: 0.354, SLG: 0.461 Jeff Robinson, R OBP: 0.167, SLG: 0.167 Mike Aldrete, L OBP: 0.393, SLG: 0.395 (9, 3)	0-0 F4		0-0 F9		0-0 HR		0-3 K	0-3 K		4	1	1	0	0	1	1											
Jeffrey Leonard, R OBP: 0.400, SLG: 0.692 (1, 7)	0-0 F2		4-0 CS BB		0-3 K		0-0 E HR 1B			3	1	1	0	1	1	2											
Candy Maldonado, R OBP: 0.374, SLG: 0.542 (1, 9)	0-0 F7		0-0 CS		0-3 K		0-0 E9 HR 1B			4	2	1	2	0	1	2											
Chili Davis, S OBP: 0.329, SLG: 0.403 (1, 8)		0-0 F9		0-3 K		0-0 5-3		0-0 1-H 3-H HR		4	1	1	3	0	1	0											
Will Clark, L OBP: 0.361, SLG: 0.588 Scott Garrelts, R OBP: 0.143, SLG: 0.143 (9, 1)		0-0 HR 2B		0-0 BB 1B		0-3 K		0-0 BB 1B		4	1	3	0	0	1	0											
Bob Brenly, R OBP: 0.394, SLG: 0.403 (1, 2)		0-0 2-H HR		4-0 1-2 BB		0-0 F9		4-0 1-2 BB		2	1	1	2	2	0	0											
Matt Williams, R OBP: 0.244, SLG: 0.315 (1, 6)		0-0 F7		0-0 F7		0-0 F2		0-0 F7		4	0	0	0	0	4												
Atee Hammaker, S OBP: 0.143, SLG: 0.143 Mark Wasinger, R OBP: 0.396, SLG: 0.439 (8, 5)		0-0 B1-3			0-3 K			0-0 F9		3	0	0	0	0	1	0											
<b>Inning Stats</b>	R: 0 E: 0 K: 0 S: 3	H: 0 LOB: 1 BB: 1 P: 7	R: 2 E: 0 K: 0 S: 5	H: 2 LOB: 0 BB: 0 P: 5	R: 0 E: 0 K: 2 S: 8	H: 0 LOB: 1 BB: 1 P: 6	R: 0 E: 0 K: 2 S: 8	H: 1 LOB: 2 BB: 1 P: 12	R: 3 E: 0 K: 2 S: 10	H: 3 LOB: 0 BB: 0 P: 10	R: 0 E: 0 K: 1 S: 5	H: 0 LOB: 0 BB: 0 P: 5	R: 4 E: 1 K: 1 S: 10	H: 4 LOB: 2 BB: 1 P: 14	R: 0 E: 0 K: 2 S: 7	H: 0 LOB: 0 BB: 0 P: 7		1B: 4 2B: 1 3B: 0 HR: 5	SF: 0 SAC: 0 DP: 0 HBP: 0	WP: 0 PB: 0 SB: 1 CS: 1	PA: 39						
<b>PITCHER</b>	IP	WLS	BF	H	R	ER	SO	BB	IBB	HBP	BLK	WP	HR	S	P	ERA	WHIP										
Don Carman, L ERA: 3.52 Tom Hume, R ERA: 5.4 Wally Ritchie, L ERA: 3.45 Kent Tekulve, R ERA: 3.57	(1, 1) (6, 1) (7, 1) (8, 1)	5.0 1.2 0.1 1.0	L 11 1 3	23 4 0 0	5 4 0 0	5 1 0 0	4 2 0 2	3 1 0 0	0 0 0 0	0 0 0 0	0 0 0 0	0 2 0 0	3 14 1 7	28 18 1 7	40	9.00 5.40 0.00 0.00	1.800 3.000 0.000 0.000										

AB	30
R	2
H	3
RBI	1
BB	3
SO	10
LOB	8









Batter	1	2	3	4	5	6	7	8	9	AB	R	H	RBI	BB	SO	LOB	TOP											
Milt Thompson, L OBP: 0.311, SLG: 0.341 (1, 8)										4	0	0	0	0	1	2	Philadelphia Phillies @ San Francisco Giants Candlestick Park, San Francisco, CA Wed Jun 03 1987, 6:33 AM EDT Att: 10,522 - Unknown											
Von Hayes, L OBP: 0.415, SLG: 0.367 (1, 3)										4	0	2	0	0	0	0												
Juan Samuel, R OBP: 0.313, SLG: 0.472 (1, 4)										4	0	0	0	0	1	2												
Mike Easter, L OBP: 0.294, SLG: 0.330 (1, 7)										4	0	2	0	0	0	2												
Glenn Wilson, R OBP: 0.297, SLG: 0.450 (1, 9)										4	0	0	0	0	1	4												
Darren Daulton, L OBP: 0.412, SLG: 0.667 (1, 2)										3	1	1	0	1	1	0												
Rick Schu, R OBP: 0.238, SLG: 0.321 (1, 5)										2	0	1	0	1	0	1												
Steve Jeltz, S OBP: 0.301, SLG: 0.171 (1, 6)										2	0	2	1	1	0	0												
Bruce Ruffin, S OBP: 0.091, SLG: 0.136 Tom Hume, R (4, 1)										1	0	0	0	0	0	2												
Wally Ritchie, L OBP: 1.000, SLG: 1.000 Lance Parrish, R OBP: 0.290, SLG: 0.358 Kent Tekulve, R (7, 1)										1	0	0	0	0	0	2												
										1	0	0	0	0	0	2												
										1	0	0	0	0	0	2												
										1	0	0	0	0	0	2												
										0	0	0	0	0	0	2												
										0	0	0	0	0	0	2												
										0	0	0	0	0	0	2												
<b>Inning Stats</b>	R: 0 E: 0 K: 1 S: 5	H: 0 LOB: 0 BB: 0 P: 5	R: 0 E: 0 K: 1 S: 5	H: 1 LOB: 0 BB: 0 P: 5	R: 0 E: 0 K: 0 S: 4	H: 2 LOB: 1 BB: 0 P: 4	R: 0 E: 0 K: 0 S: 4	H: 1 LOB: 1 BB: 0 P: 4	R: 1 E: 0 K: 0 S: 3	H: 1 LOB: 1 BB: 2 P: 11	R: 0 E: 0 K: 0 S: 4	H: 1 LOB: 1 BB: 1 P: 7	R: 0 E: 0 K: 1 S: 5	H: 0 LOB: 0 BB: 0 P: 5	R: 0 E: 0 K: 1 S: 5	H: 1 LOB: 0 BB: 0 P: 5	1B: 5 2B: 4 3B: 0 HR: 0	SF: 0 SAC: 0 DP: 5 HBP: 0	WP: 1 PB: 1 CS: 0	PA: 33								
<b>PITCHER</b>	IP	WLS	BF	H	R	ER	SO	BB	IBB	HBP	BLK	WP	HR	S	P	ERA	WHIP											
Michael LaCoss, R ERA: 3.54 Jeff Robinson, R ERA: 2.54	(1, 1)	6.1	W	26	7	1	0	2	3	0	0	0	1	0	27	39	0.00	1.579										
	(7, 1)	2.2	S	7	1	0	0	2	0	0	0	0	0	0	11	11	0.00	0.375										

Batter	1	2	3	4	5	6	7	8	9	AB	R	H	RBI	BB	SO	LOB	BOTTOM											
Chris Speier, R OBP: 0.379, SLG: 0.476 (1, 5)										5	0	1	0	0	1	5	Philadelphia Phillies @ San Francisco Giants Candlestick Park, San Francisco, CA Wed Jun 03 1987, 6:33 AM EDT Att: 10,522 - Unknown											
Robby Thompson, R OBP: 0.347, SLG: 0.468 (1, 4)										4	1	1	1	0	1	1												
Jeffrey Leonard, R OBP: 0.393, SLG: 0.670 (1, 7)										3	0	1	0	1	0	0												
Candy Maldonado, R OBP: 0.386, SLG: 0.577 (1, 9)										4	1	2	0	0	0	1												
Chili Davis, S OBP: 0.347, SLG: 0.413 (1, 8)										3	1	2	0	1	0	0												
Bob Melvin, R OBP: 0.312, SLG: 0.477 (1, 2)										4	1	1	1	0	1	4												
Will Clark, L OBP: 0.371, SLG: 0.586 (1, 3)										4	0	2	1	0	2	4												
Matt Williams, R OBP: 0.246, SLG: 0.329 (1, 6)										3	0	0	0	1	1	5												
Michael LaCoss, R OBP: 0.105, SLG: 0.105 Jeff Robinson, R OBP: 0.154, SLG: 0.154 (1, 1)										3	0	1	0	0	1	3												
										1	0	0	0	0	1	2												
										3	0	1	0	0	1	3												
										1	0	0	0	0	1	2												
<b>Inning Stats</b>	R: 0 E: 0 K: 0 S: 4	H: 2 LOB: 1 BB: 0 P: 4	R: 0 E: 0 K: 2 S: 8	H: 1 LOB: 1 BB: 0 P: 8	R: 0 E: 0 K: 0 S: 3	H: 1 LOB: 0 BB: 0 P: 3	R: 3 E: 1 K: 1 S: 9	H: 4 LOB: 2 BB: 1 P: 13	R: 1 E: 0 K: 1 S: 7	H: 2 LOB: 3 BB: 2 P: 15	R: 0 E: 0 K: 1 S: 5	H: 0 LOB: 0 BB: 0 P: 5	R: 0 E: 0 K: 0 S: 3	H: 0 LOB: 0 BB: 0 P: 3	R: 0 E: 1 K: 3 S: 11	H: 1 LOB: 2 BB: 0 P: 11	1B: 9 2B: 1 3B: 0 HR: 1	SF: 0 SAC: 0 DP: 2 HBP: 0	WP: 0 PB: 1 SB: 1 CS: 0	PA: 37								
<b>PITCHER</b>	IP	WLS	BF	H	R	ER	SO	BB	IBB	HBP	BLK	WP	HR	S	P	ERA	WHIP											
Bruce Ruffin, L ERA: 6.34 Tom Hume, R ERA: 5.61 Wally Ritchie, L ERA: 2.95 Kent Tekulve, R ERA: 3.2	(1, 1)	3.1	L	17	8	3	2	2	1	0	0	0	0	1	6	10	5.40	2.700										
	(4, 1)	0.2		5	2	1	1	1	1	0	0	0	0	1	6	10	13.50	4.500										
	(5, 1)	2.0		7	0	0	0	2	1	0	0	0	0	0	10	14	0.00	0.500										
	(7, 1)	2.0		8	1	0	0	3	0	0	0	0	0	0	14	14	0.00	0.500										



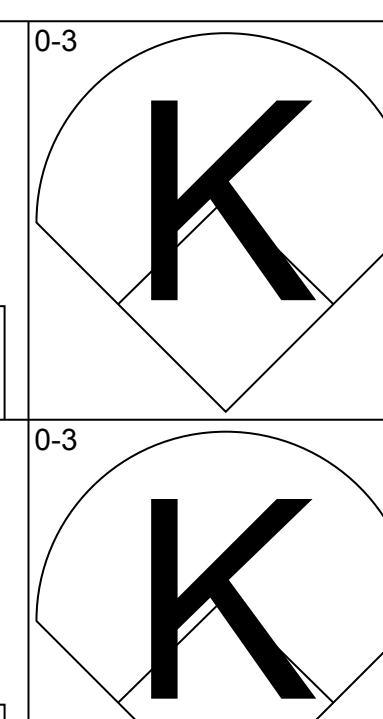
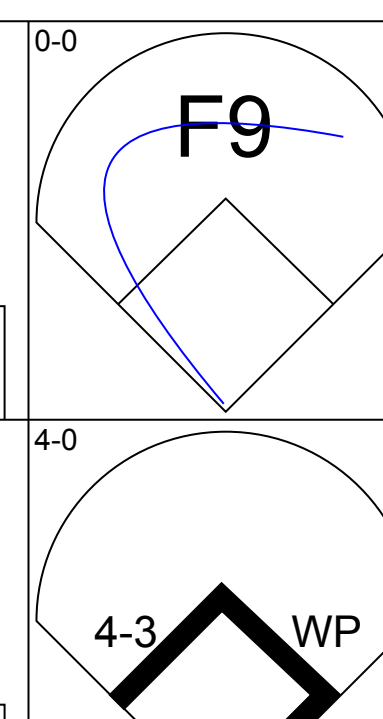
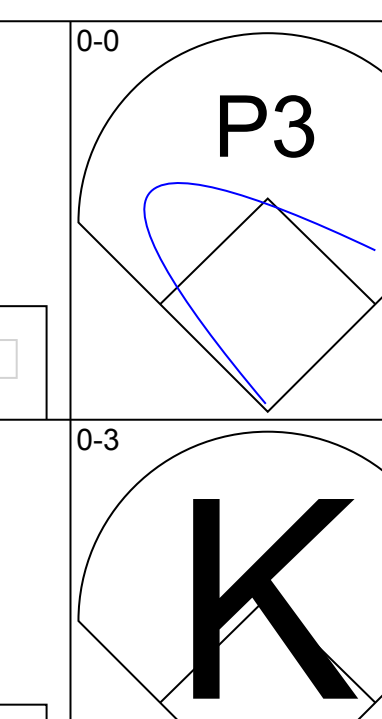
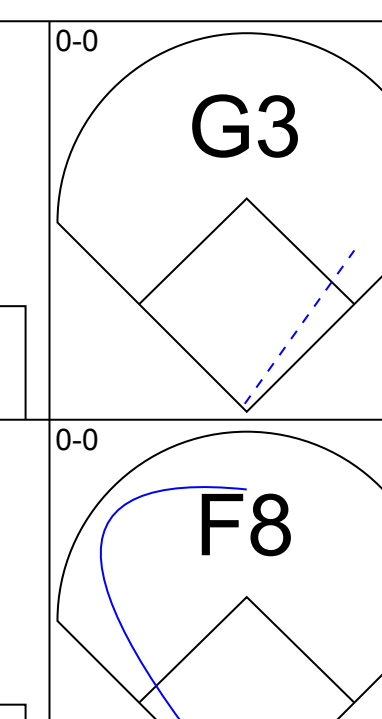
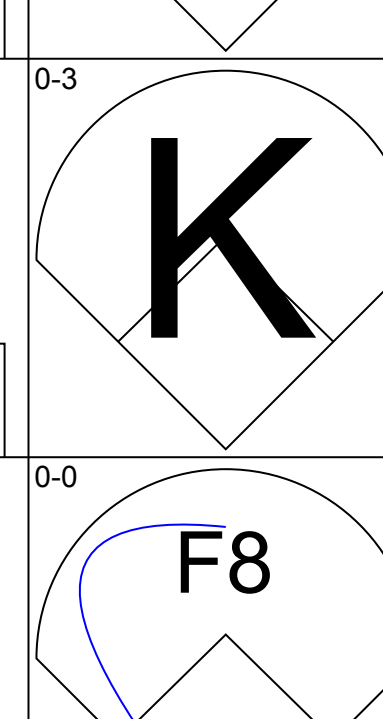
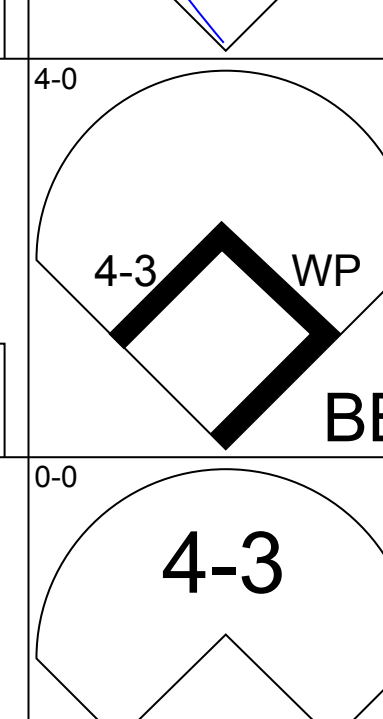
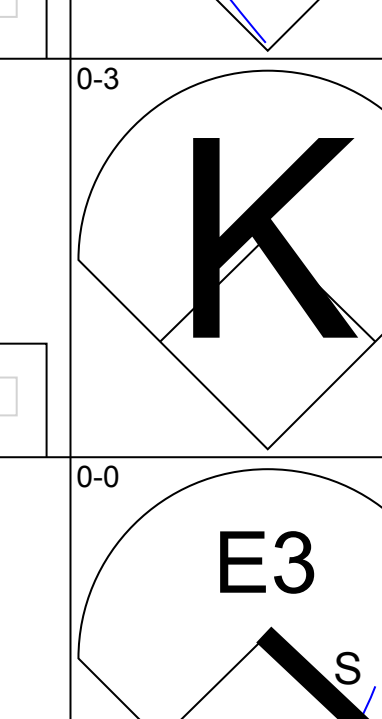
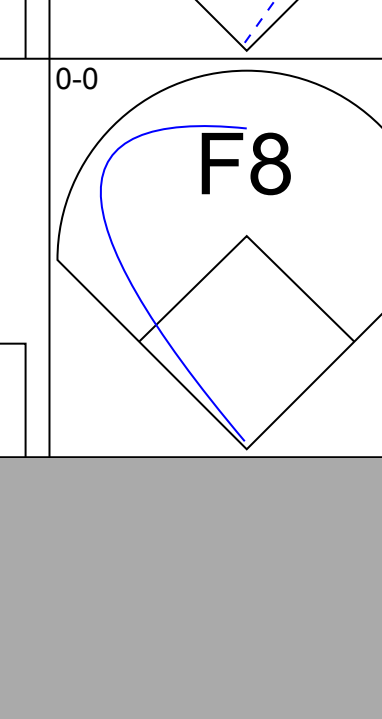
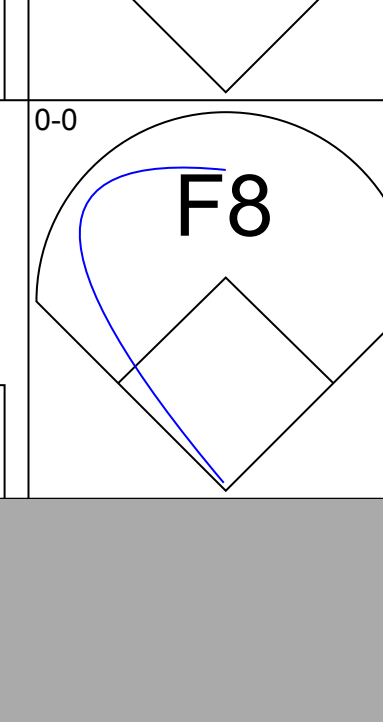
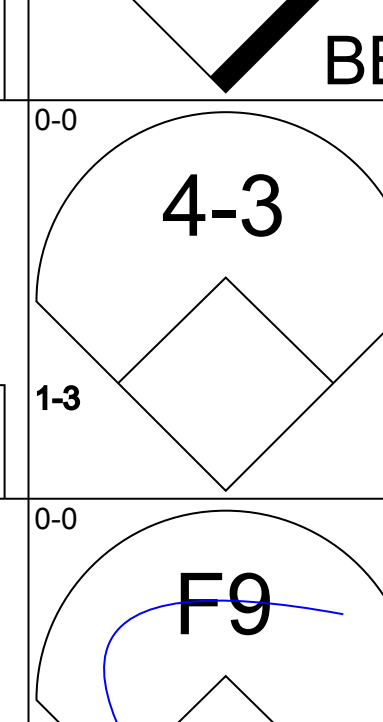
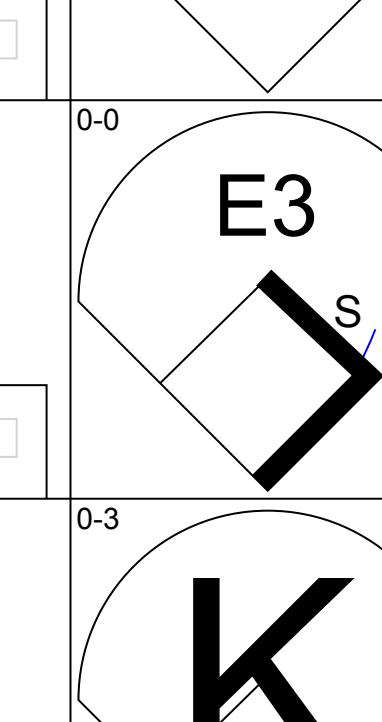
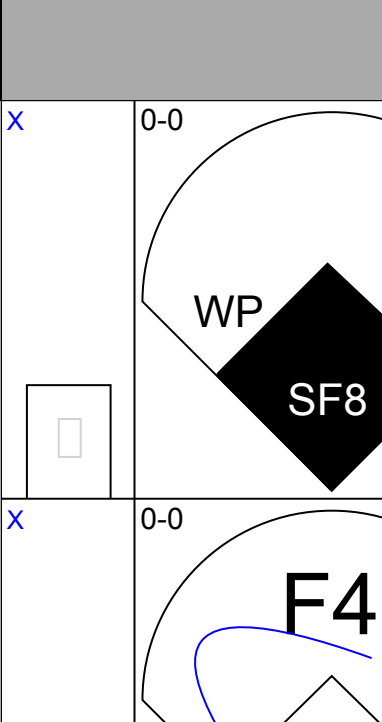
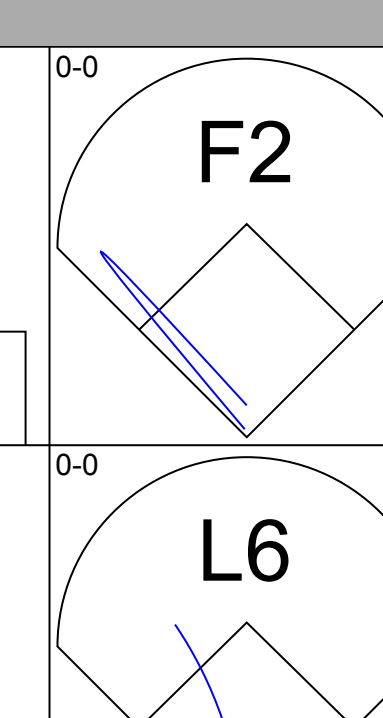
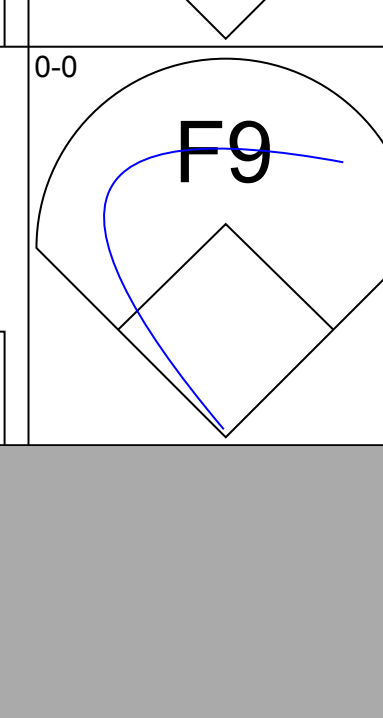
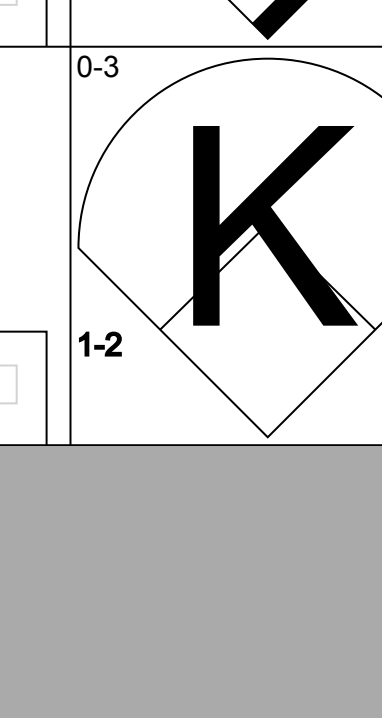
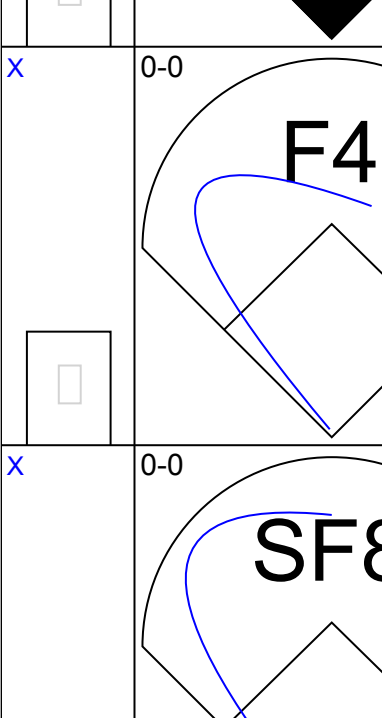
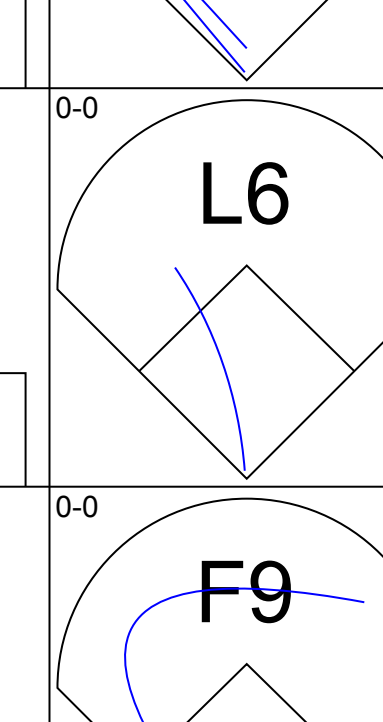
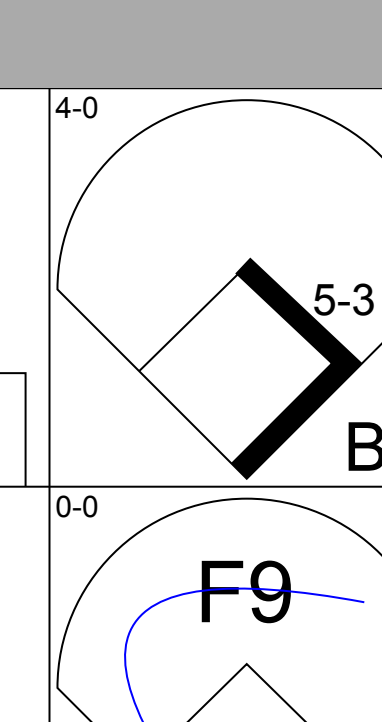
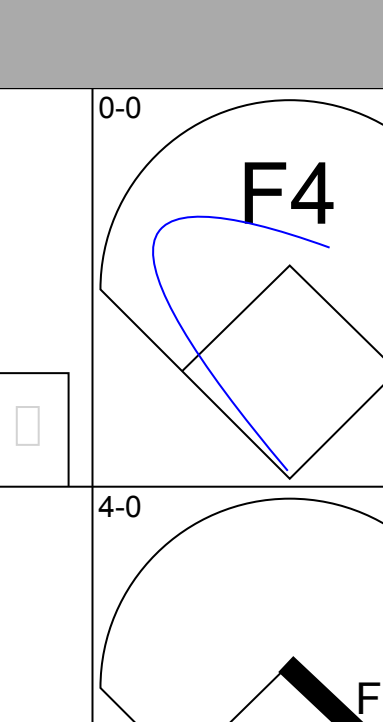
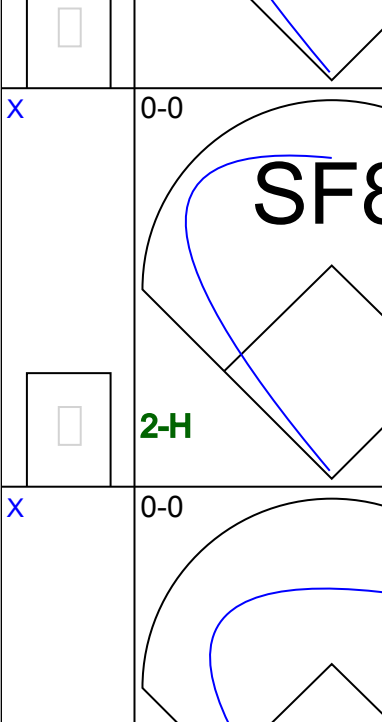
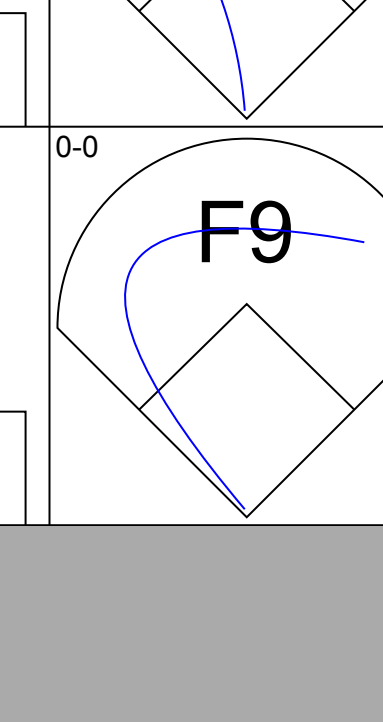
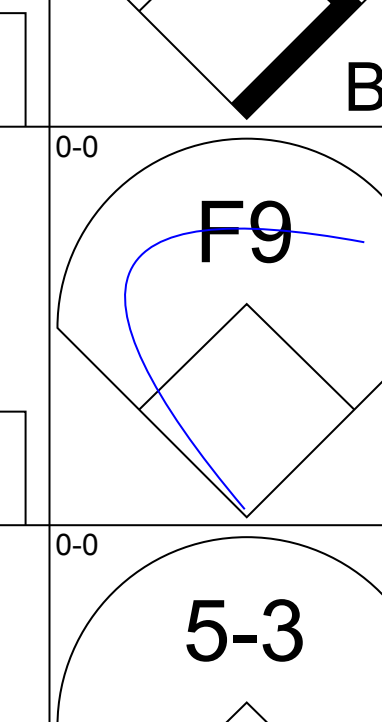
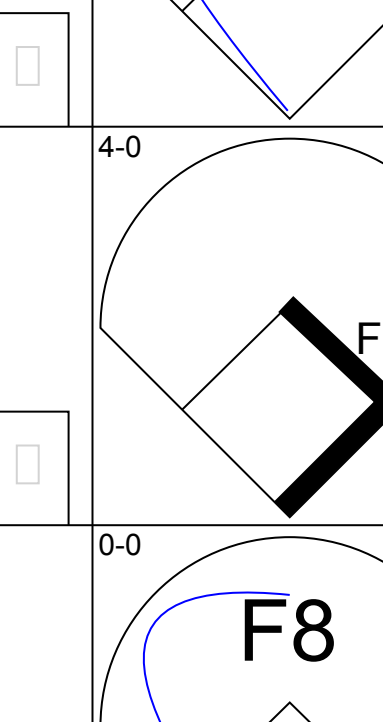
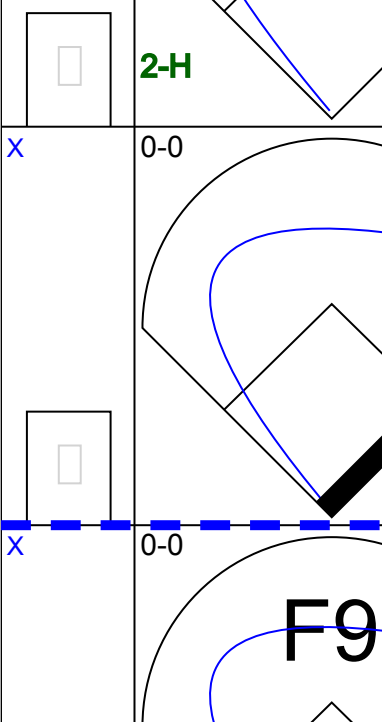
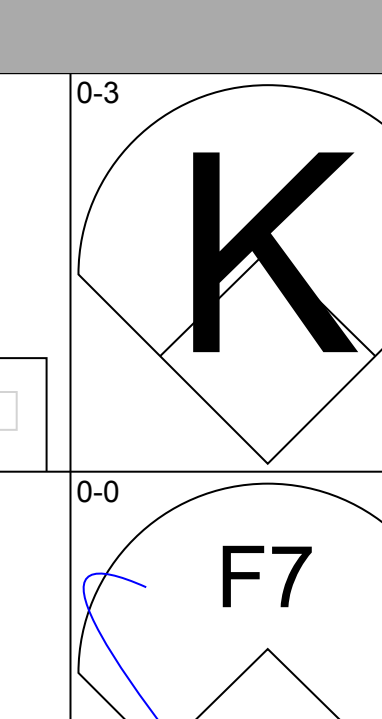
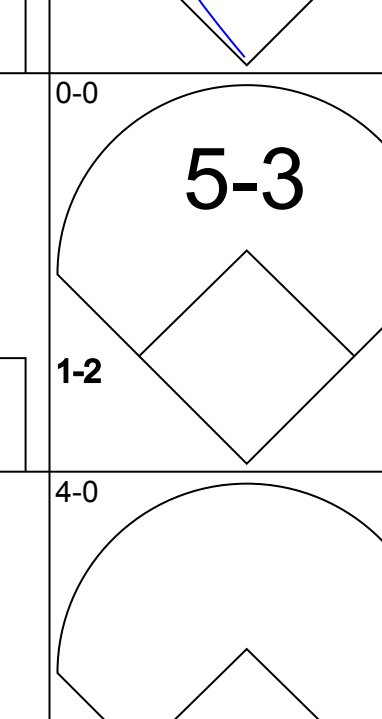
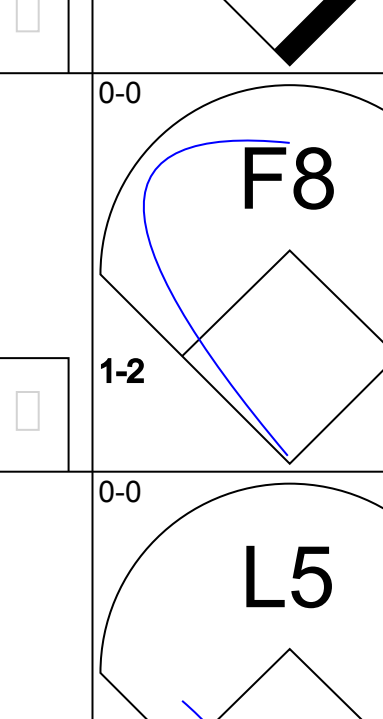
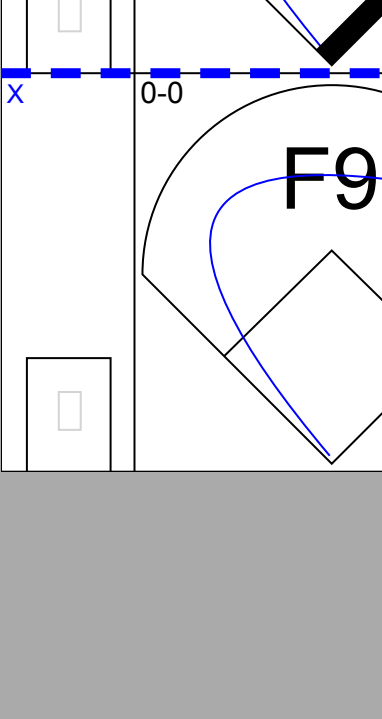
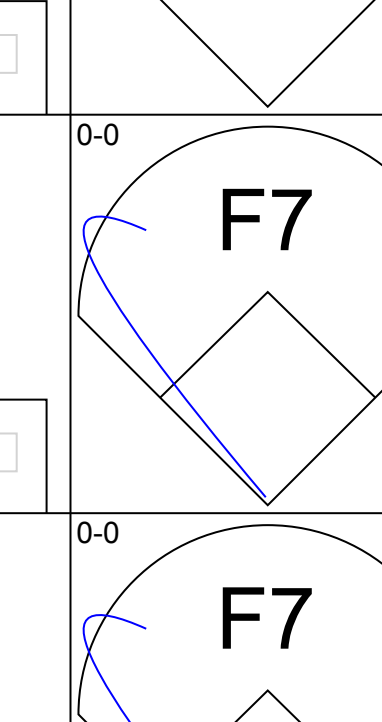
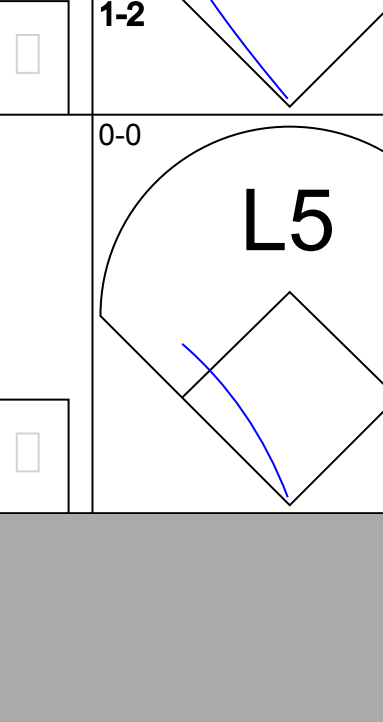
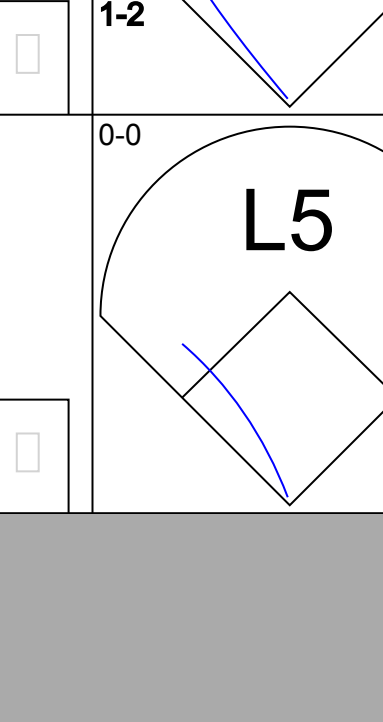
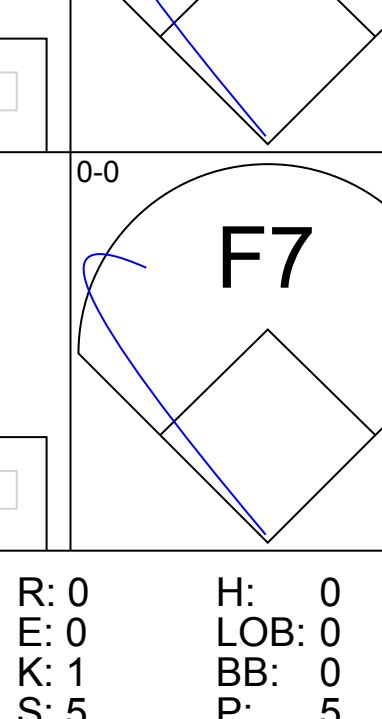
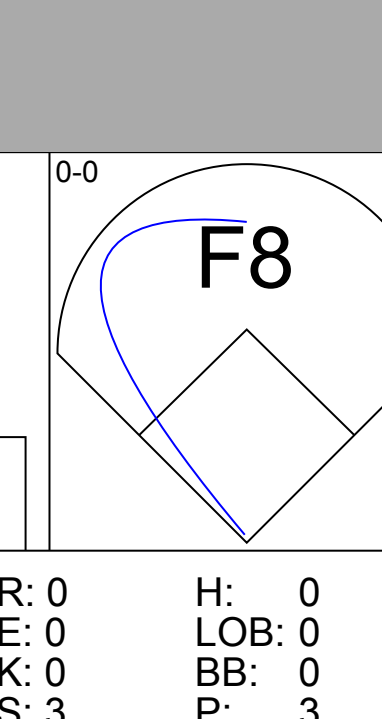




Batter	1	2	3	4	5	6	7	8	9	AB	R	H	RBI	BB	SO	LOB	TOP				
Reid Nichols, R OBP: 0.333, SLG: 0.400 (1, 8)										4	0	2	1	0	0	2	<b>Montreal Expos @ Philadelphia Phillies</b> Veterans Stadium, Philadelphia, PA Sat Jun 06 1987, 7:05 PM EDT Att: 30,177 - Unknown				
Mitch Webster, S OBP: 0.361, SLG: 0.409 (1, 9)										4	0	0	0	0	0	4					
Tim Raines, S OBP: 0.462, SLG: 0.574 (1, 7)										4	1	1	0	0	0	1					
Tim Wallach, R OBP: 0.341, SLG: 0.513 (1, 5)										4	0	3	1	0	0	0					
Andres Galarraga, R OBP: 0.401, SLG: 0.500 (1, 3)										4	0	0	0	0	2	3					
Hubie Brooks, R OBP: 0.287, SLG: 0.442 (1, 6)										4	1	1	1	0	0	2					
Vance Law, R OBP: 0.379, SLG: 0.441 (1, 4)										3	1	0	0	1	0	1					
Mike Fitzgerald, R OBP: 0.295, SLG: 0.290 (1, 2)										3	0	0	0	1	1	1					
Bob Sebra, R OBP: 0.156, SLG: 0.355 Casey Candlish, S OBP: 0.346, SLG: 0.381 Larry Sorensen, R (5, 1) Dave Engle, R OBP: 0.356, SLG: 0.519 Randy St. Claire, R OBP: 0.409, SLG: 0.400 Wallace Johnson, S OBP: 0.222, SLG: 0.381 (7, PH) (7, 1) (8, PH)										1	0	0	0	0	1	0					
<b>Inning Stats</b>	R: 1 E: 0 K: 1 S: 7	H: 3 LOB: 1 BB: 0 P: 7	R: 0 E: 0 K: 1 S: 5	H: 0 LOB: 0 BB: 0 P: 5	R: 0 E: 0 K: 1 S: 6	H: 1 LOB: 1 BB: 0 P: 6	R: 0 E: 0 K: 1 S: 6	H: 1 LOB: 1 BB: 0 P: 6	R: 0 E: 0 K: 0 S: 3	H: 0 LOB: 1 BB: 1 P: 7	R: 0 E: 0 K: 0 S: 4	H: 1 LOB: 1 BB: 0 P: 4	R: 1 E: 0 K: 0 S: 4	H: 1 LOB: 1 BB: 1 P: 8	R: 0 E: 0 K: 0 S: 3	H: 0 LOB: 0 BB: 0 P: 3		R: 1 E: 0 K: 0 S: 5	H: 2 LOB: 1 BB: 0 P: 5	1B: 5 2B: 3 3B: 0 HR: 1	SF: 1 SAC: 0 DP: 0 HBP: 0
<b>PITCHER</b> Shane Rawley, L ERA: 3.15 (1, 1)	IP: 9.0 WLS: W BF: 37 H: 9 R: 3 ER: 3 SO: 4 BB: 2 IBB: 0 HBP: 0 BLK: 1 WP: 0 HR: 1 S: 43 P: 51 ERA: 3.00 WHIP: 1.222															<b>PITCHER</b>					

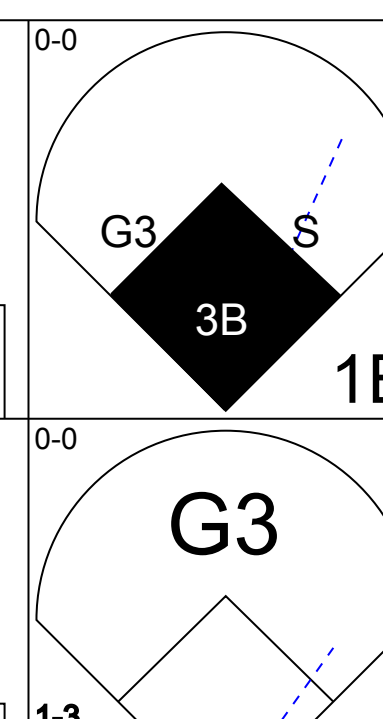
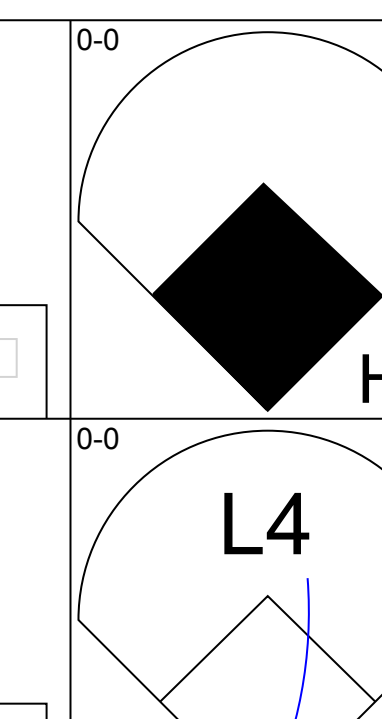
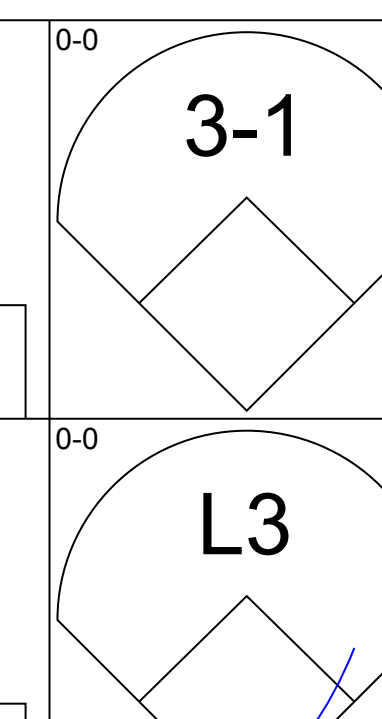
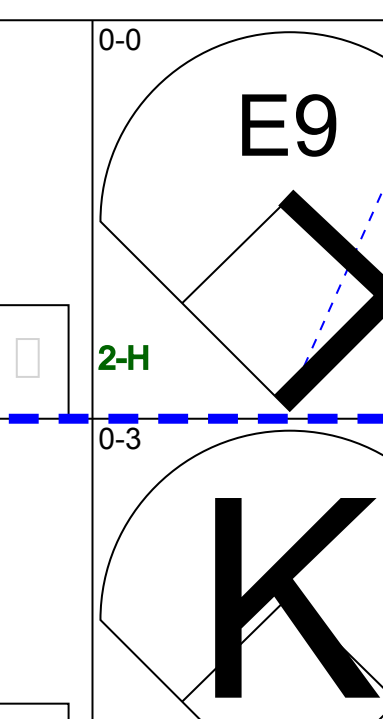
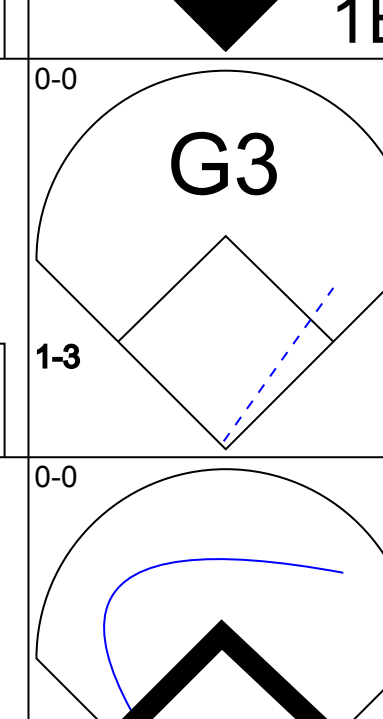
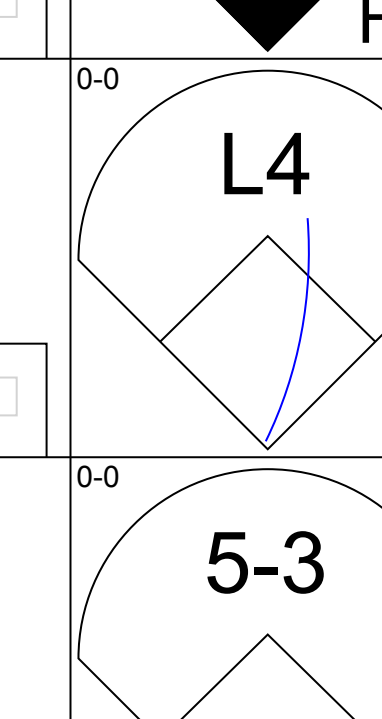
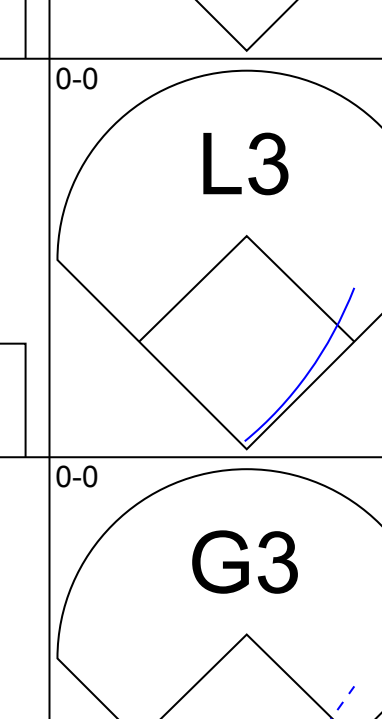
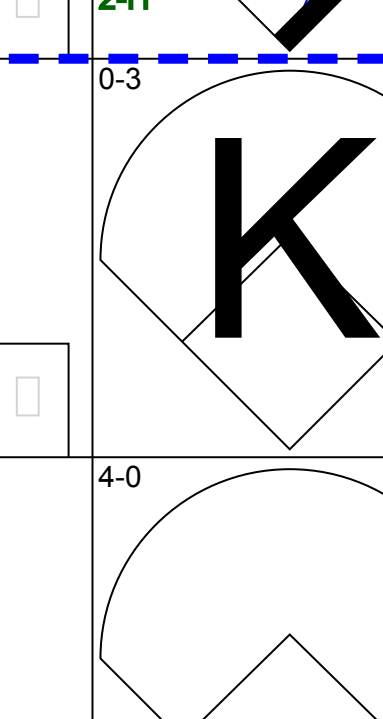
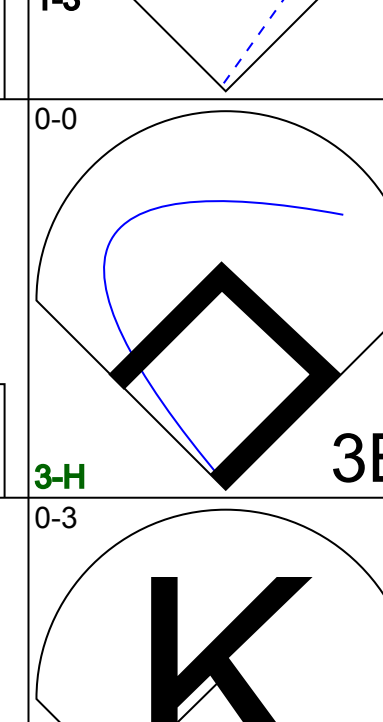
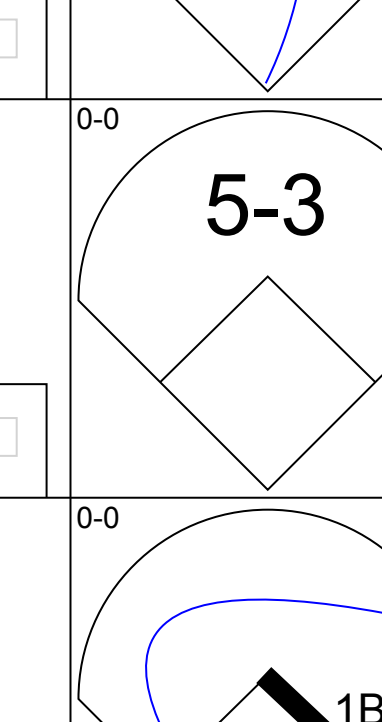
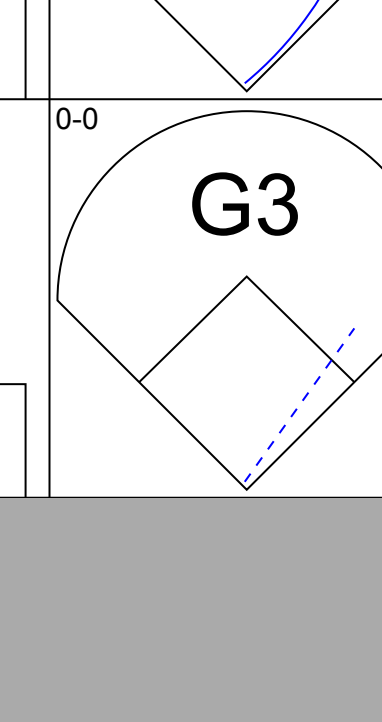
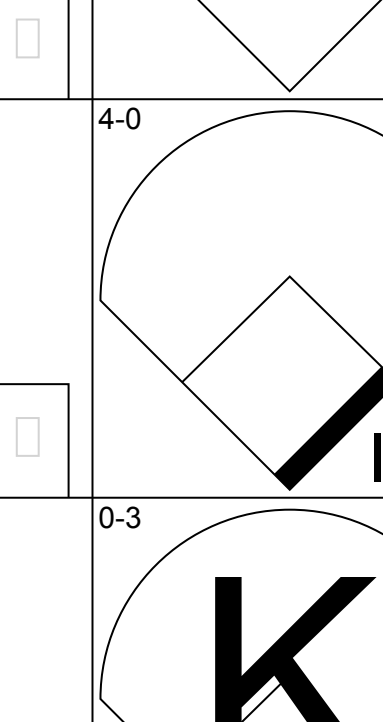
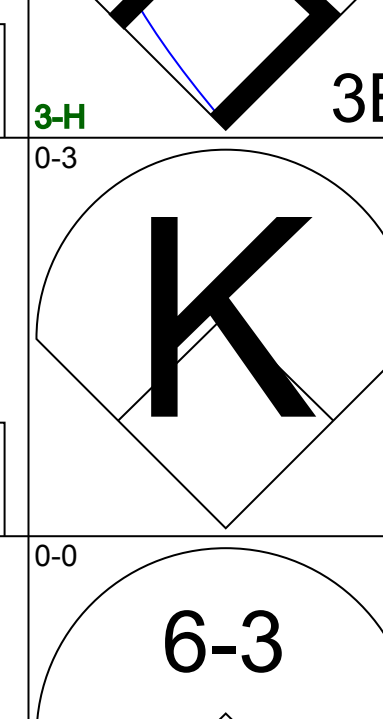
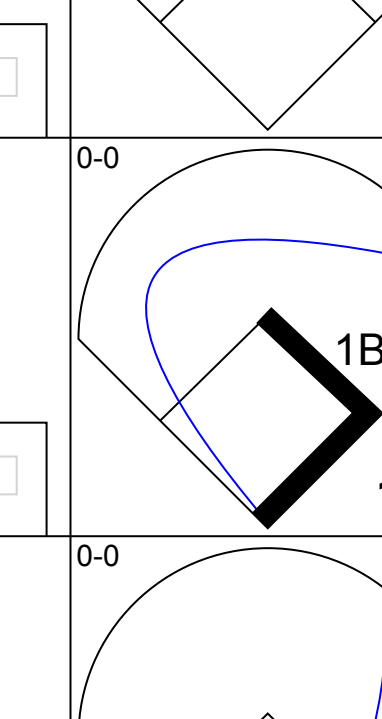
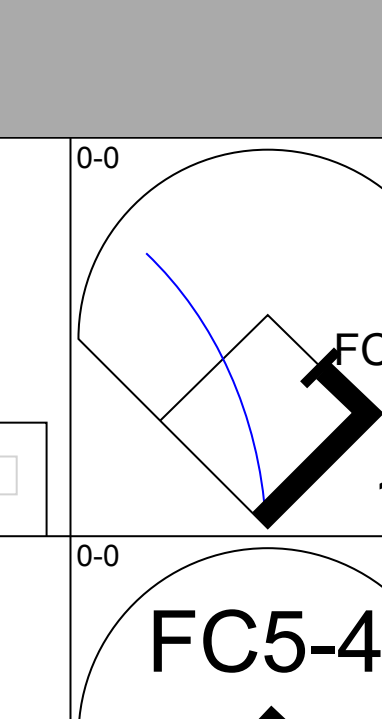
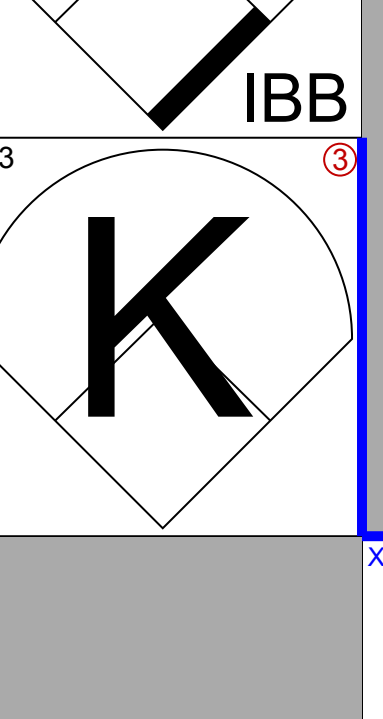
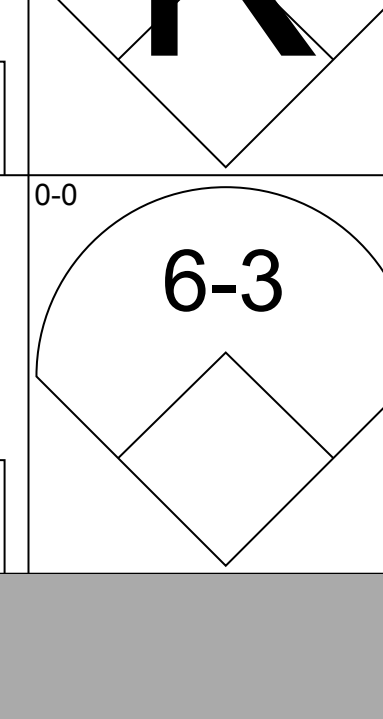
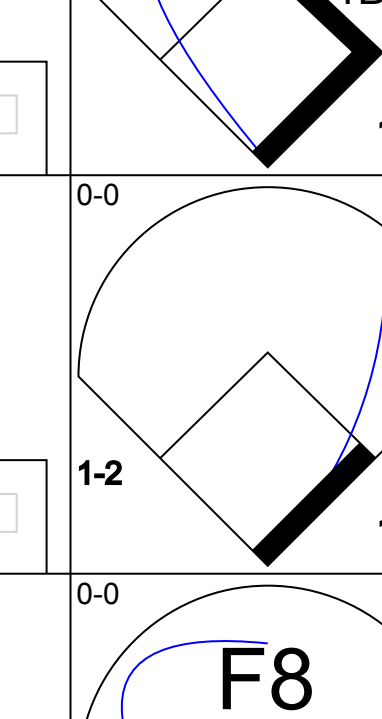
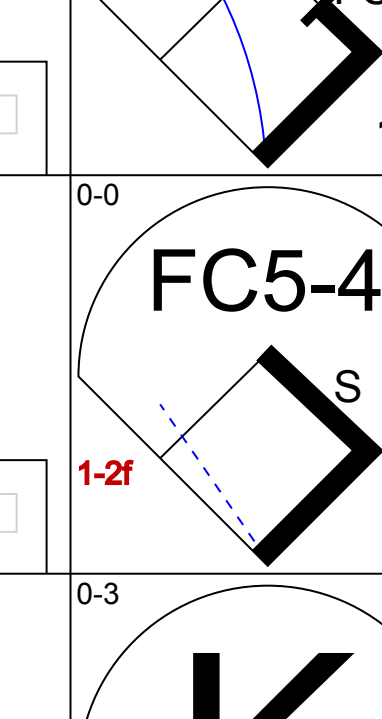
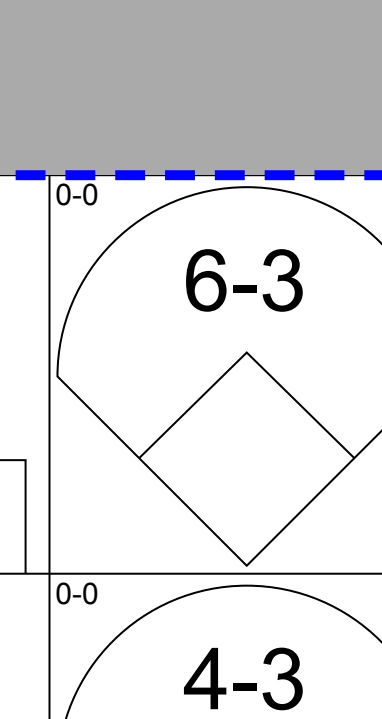
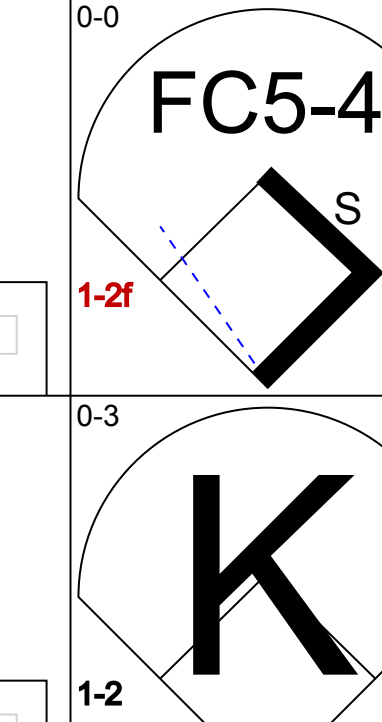
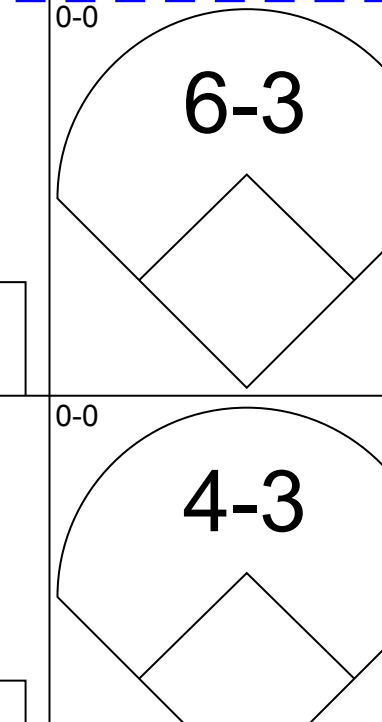
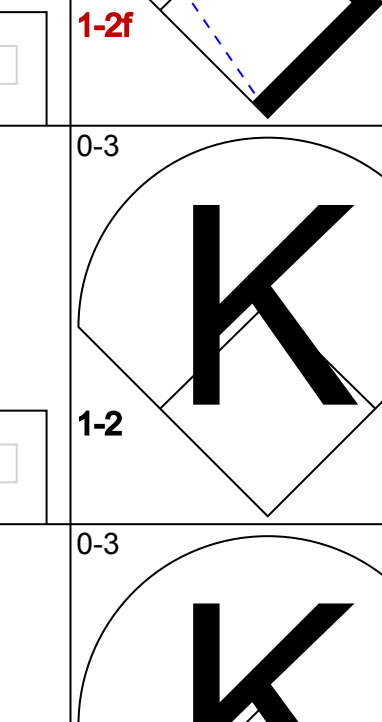
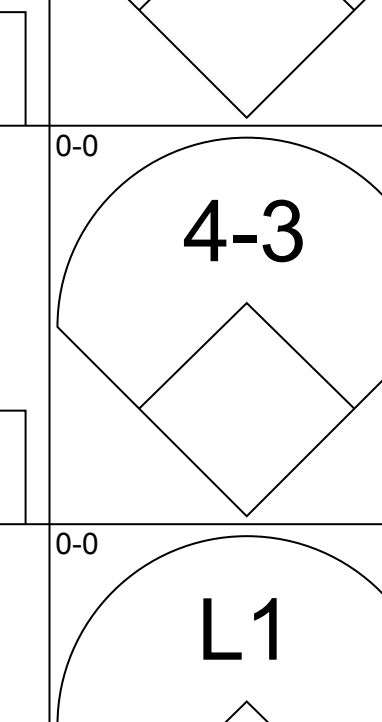
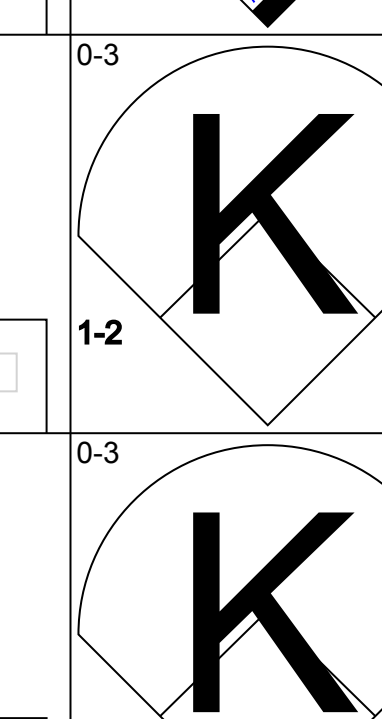
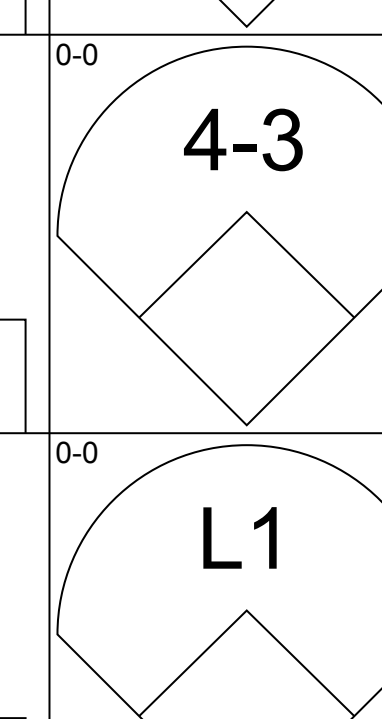
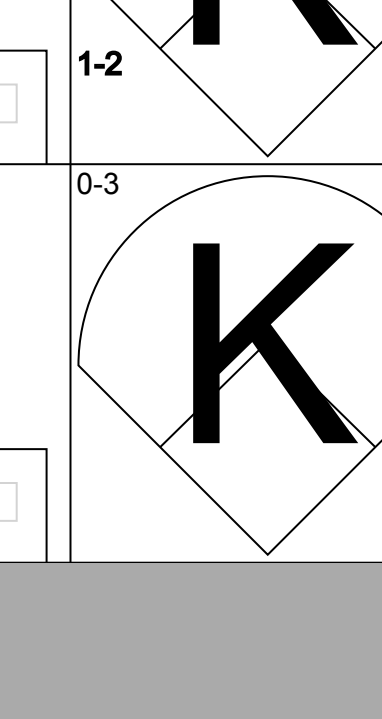
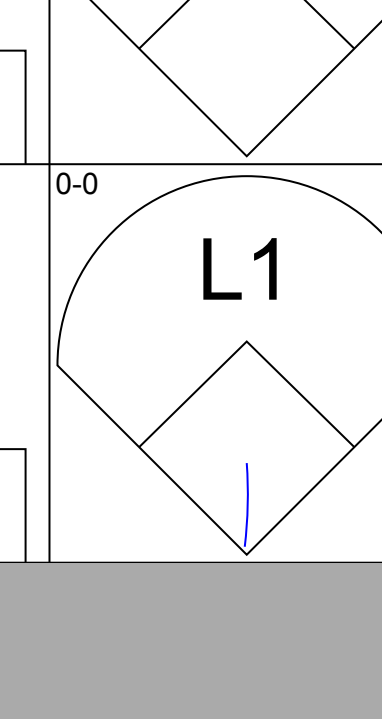
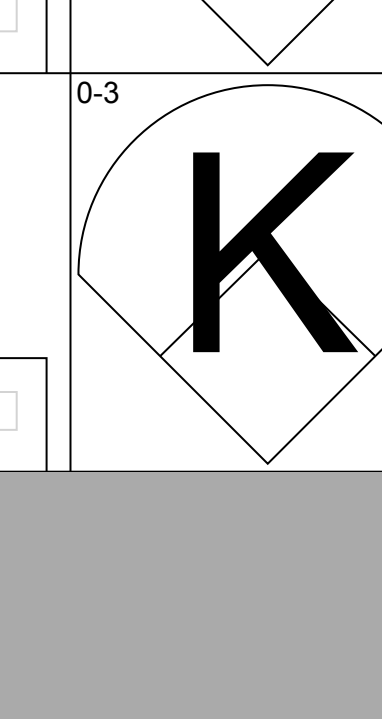
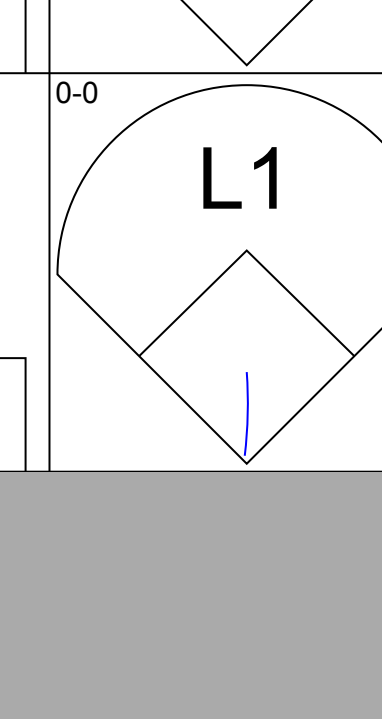
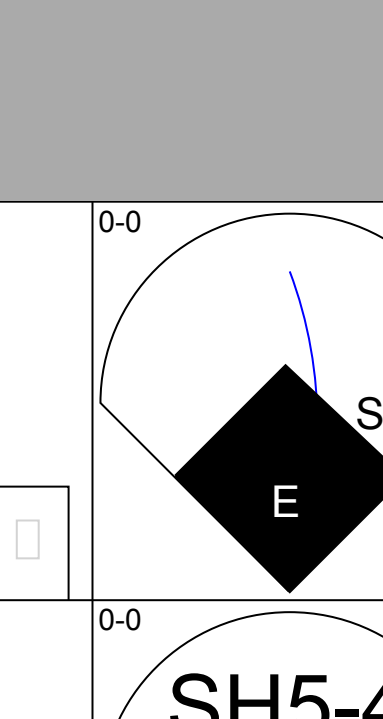
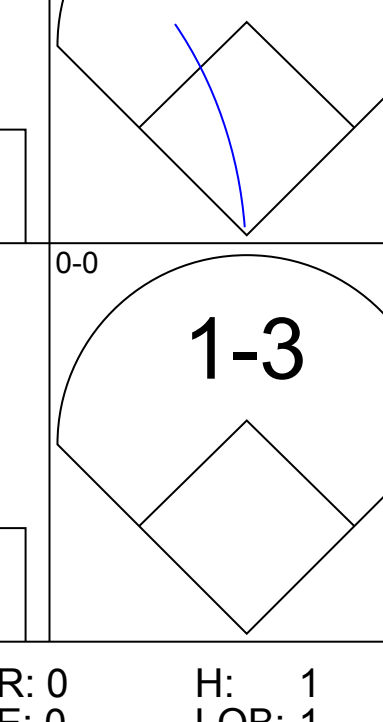
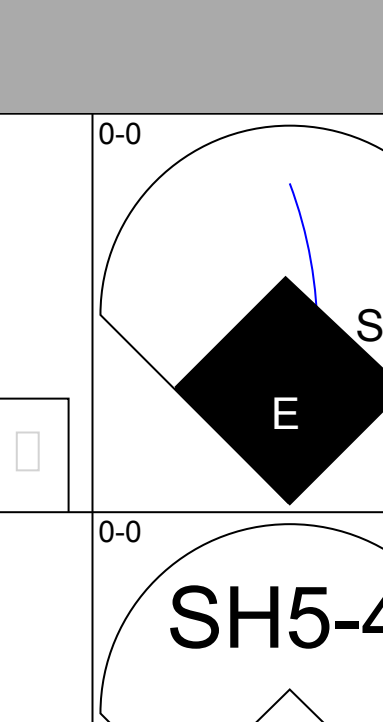
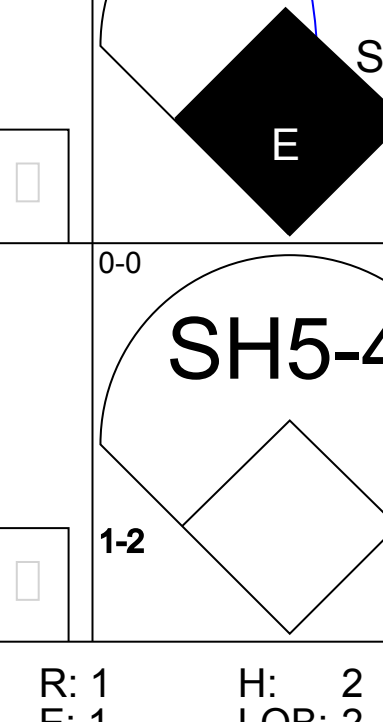
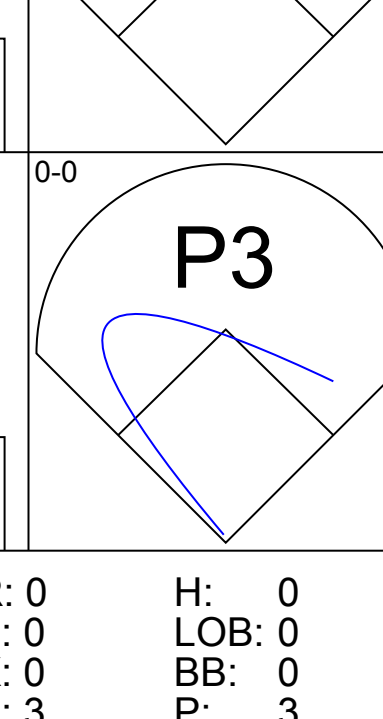
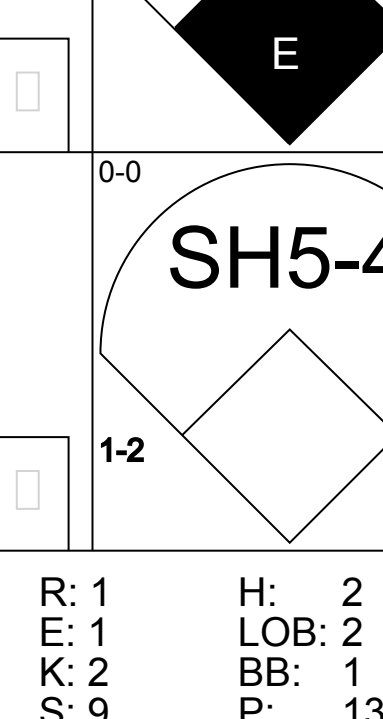
Batter	1	2	3	4	5	6	7	8	9	AB	R	H	RBI	BB	SO	LOB	BOTTOM
Mitt Thompson, L OBP: 0.317, SLG: 0.351 (1, 8)										4	1	2	0	0	1	0	<b>Montreal Expos @ Philadelphia Phillies</b> Veterans Stadium, Philadelphia, PA Sat Jun 06 1987, 7:05 PM EDT Att: 30,177 - Unknown
Von Hayes, L OBP: 0.426, SLG: 0.422 (1, 3)										3	2	2	0	1	0	0	
Juan Samuel, R OBP: 0.310, SLG: 0.462 (1, 4)										4	0	1	1	0	2	4	
Mike Easter, L OBP: 0.309, SLG: 0.340 Greg Gross, L OBP: 0.409, SLG: 0.400 (8, 7)										3	1	1	0	1	2	3	
Lance Parrish, R OBP: 0.282, SLG: 0.355 (1, 2)										3	0	1	1	0	0	1	
Glenn Wilson, R OBP: 0.305, SLG: 0.449 (1, 9)										4	0	1	0	0	0	1	
Rick Schu, R OBP: 0.296, SLG: 0.438 (1, 5)										4	0	3	2	0	1	1	
Steve Jeltz, S OBP: 0.286, SLG: 0.167 (1, 6)										4	0	0	0	0	0	4	
Shane Rawley, R OBP: 0.313, SLG: 0.323 (1, 1)										4	0	0	0	0	2	1	
<b>Inning Stats</b>	R: 3 E: 0 K: 1 S: 9	H: 4 LOB: 2 BB: 1 P: 13	R: 0 E: 0 K: 2 S: 8	H: 1 LOB: 2 BB: 1 P: 12	R: 0 E: 0 K: 1 S: 6	H: 1 LOB: 1 BB: 0 P: 6	R: 1 E: 0 K: 3 S: 11	H: 2 LOB: 1 BB: 0 P: 11	R: 0 E: 0 K: 0 S: 3	H: 0 LOB: 0 BB: 0 P: 3	R: 0 E: 0 K: 0 S: 4	H: 1 LOB: 1 BB: 0 P: 4	R: 0 E: 0 K: 1 S: 6	H: 1 LOB: 1 BB: 0 P: 6	1B: 7 2B: 4 3B: 0 HR: 0	SF: 1 SAC: 0 DP: 0 HBP: 0	
<b>PITCHER</b> Bob Sebra, R ERA: 4.6 Larry Sorensen, R ERA: 2.0 Randy St. Claire, R ERA: 4.4 (1, 1) (5, 1) (7, 1)	IP: 4.0 WLS: L BF: 22 H: 8 R: 4 ER: 4 SO: 7 BB: 2 IBB: 0 HBP: 0 BLK: 0 WP: 0 HR: 0 S: 34 P: 42 ERA: 9.00 WHIP: 2.500															<b>PITCHER</b>	



Batter	1	2	3	4	5	6	7	8	9	AB	R	H	RBI	BB	SO	LOB	TOP		
Casey Candaele, S (1, 8) OBP: 0.357, SLG: 0.373										4	0	0	0	0	1	0	<b>Montreal Expos @ Philadelphia Phillies</b> Veterans Stadium, Philadelphia, PA Sun Jun 07 1987, 3:33 AM EDT Att: 43,298 - Unknown		
Mitch Webster, S (1, 9) OBP: 0.359, SLG: 0.403										3	0	0	0	1	2	0			
Tim Raines, S (1, 7) OBP: 0.456, SLG: 0.571										4	1	1	0	0	0	1			
Tim Wallach, R (1, 5) OBP: 0.335, SLG: 0.502										4	0	0	0	0	1	3			
Hubie Brooks, R (1, 6) OBP: 0.265, SLG: 0.422										2	0	0	1	1	0	0			
Tom Foley, L (1, 4) OBP: 0.282, SLG: 0.346										3	0	1	0	1	0	1			
Vance Law, R (1, 3) OBP: 0.371, SLG: 0.431										4	0	0	0	0	1	3			
Mike Fitzgerald, R (1, 2) OBP: 0.296, SLG: 0.284										2	0	0	0	1	0	1			
Bryn Smith, R (1, 1) OBP: 0.308, SLG: 0.417										2	0	0	0	0	1	2			
Bob McClure, R (7, 1)										0	0	0	0	0	0	0			
Wallace Johnson, S (8, PH) OBP: 0.216, SLG: 0.351										1	0	0	0	0	0	0			
Tim Burke, R (8, 1)										0	0	0	0	0	0	0			
<b>Inning Stats</b>	R: 0 E: 0 K: 2 S: 7	H: 0 LOB: 0 BB: 0 P: 7	R: 0 E: 0 K: 0 S: 3	H: 0 LOB: 0 BB: 0 P: 3	R: 0 E: 0 K: 1 S: 5	H: 0 LOB: 0 BB: 0 P: 5	R: 0 E: 0 K: 0 S: 3	H: 0 LOB: 1 BB: 1 P: 7	R: 0 E: 0 K: 1 S: 5	H: 0 LOB: 2 BB: 2 P: 13	R: 0 E: 1 K: 2 S: 8	H: 0 LOB: 1 BB: 0 P: 8	R: 0 E: 0 K: 0 S: 3	H: 0 LOB: 0 BB: 0 P: 3	R: 1 E: 0 K: 0 S: 5	H: 2 LOB: 1 BB: 0 P: 5	1B: 1 2B: 1 3B: 0 HR: 0	SF: 1 SAC: 0 DP: 0 HBP: 0	WP: 2 PA: 34 PB: 0 SB: 1 CS: 0
<b>PITCHER</b>	IP WLS BF H R ER SO BB IBB HBP BLK WP HR S P ERA WHIP																		
Michael Jackson, R (1, 1) ERA: 4.23	8.2 W 33 2 1 1 6 4 0 0 0 2 0 41 57 1.04 0.692																		
Steve Bedrosian, R (9, 1) ERA: 3.39	0.1 S 1 0 0 0 0 0 0 0 0 0 0 0 1 1 0.00 0.000																		

AB	29
R	1
H	2
RBI	1
BB	4
SO	6
LOB	11



Batter	1	2	3	4	5	6	7	8	9	AB	R	H	RBI	BB	SO	LOB	BOTTOM		
Milt Thompson, L (1, 8) OBP: 0.325, SLG: 0.375										4	2	3	2	0	0	0	<b>Montreal Expos @ Philadelphia Phillies</b> Veterans Stadium, Philadelphia, PA Sun Jun 07 1987, 3:33 AM EDT Att: 43,298 - Unknown		
Von Hayes, L (1, 3) OBP: 0.417, SLG: 0.411										4	0	0	0	0	1	2			
Juan Samuel, R (1, 4) OBP: 0.313, SLG: 0.469										3	0	1	1	1	0	0			
Mike Easter, L (1, 7) OBP: 0.316, SLG: 0.346										4	0	2	0	0	2	3			
Chris James, R (8, 7) OBP: 0.327, SLG: 0.426										0	0	0	0	0	0	0			
Glenn Wilson, R (1, 9) OBP: 0.304, SLG: 0.445										4	0	1	0	0	0	2			
Darren Daulton, L (1, 2) OBP: 0.381, SLG: 0.632										4	0	1	0	0	1	3			
Rick Schu, R (1, 5) OBP: 0.280, SLG: 0.412										4	0	0	0	0	1	2			
Steve Jeltz, S (1, 6) OBP: 0.287, SLG: 0.173										3	1	1	0	0	0	1			
Michael Jackson, R (1, 1)										2	0	0	0	0	0	1			
Steve Bedrosian, R (9, 1)										0	0	0	0	0	0	0			
<b>Inning Stats</b>	R: 1 E: 0 K: 1 S: 7	H: 2 LOB: 1 BB: 0 P: 7	R: 0 E: 0 K: 0 S: 4	H: 1 LOB: 0 BB: 0 P: 4	R: 1 E: 0 K: 0 S: 6	H: 3 LOB: 0 BB: 0 P: 6	R: 0 E: 0 K: 0 S: 3	H: 0 LOB: 0 BB: 0 P: 3	R: 0 E: 0 K: 2 S: 8	H: 1 LOB: 1 BB: 0 P: 8	R: 1 E: 1 K: 2 S: 9	H: 2 LOB: 2 BB: 1 P: 13	R: 0 E: 0 K: 0 S: 3	H: 0 LOB: 0 BB: 0 P: 3	R: 0 E: 0 K: 0 S: 5	H: 0 LOB: 0 BB: 0 P: 5	1B: 6 2B: 1 3B: 1 HR: 1	SF: 0 SAC: 1 DP: 0 HBP: 0	WP: 0 PA: 34 PB: 0 SB: 2 CS: 0
<b>PITCHER</b>	IP WLS BF H R ER SO BB IBB HBP BLK WP HR S P ERA WHIP																		
Bryn Smith, R (1, 1) ERA: 5.4	6.1 L 28 9 3 3 3 3 0 0 0 0 0 1 34 34 4.26 1.421																		
Bob McClure, L (7, 1) ERA: 5.19	0.2 3 0 0 0 2 0 1 0 0 0 0 0 6 10 0.00 0.000																		
Tim Burke, R (8, 1) ERA: 1.65	1.0 3 0 0 0 0 0 0 0 0 0 0 0 3 3 0.00 0.000																		

AB	32
R	3
H	9
RBI	3
BB	1
SO	5
LOB	14









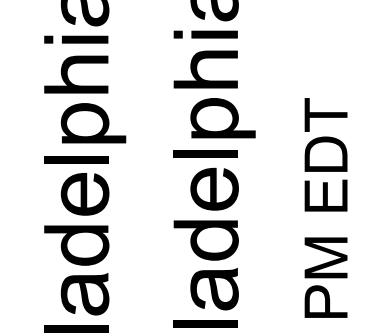
Batter	1	2	3	4	5	6	7	8	9	AB	R	H	RBI	BB	SO	LOB	TOP					
Vince Coleman, S (1, 7) OBP: 0.382, SLG: 0.338	G3			F8	G3			E5 4-3 1B 1-3 1B		4	1	1	0	0	0	2	<b>St. Louis Cardinals @ Philadelphia Phillies</b> Veterans Stadium, Philadelphia, PA Tue Jun 09 1987, 7:05 PM EDT Att: 22,009 - Unknown					
Ozzie Smith, S (1, 6) OBP: 0.400, SLG: 0.357	6-3			5-3		5-3 BB		4-3		3	0	0	1	1	0	1						
Tom Herr, S (1, 4) OBP: 0.401, SLG: 0.393	L4			E 1B		5-3 1-2		7-6-3 1B		4	0	2	1	0	0	1						
Jack Clark, R (1, 3) OBP: 0.456, SLG: 0.679		K		E8 1B		K		7-6-3 1-2		4	0	1	0	0	2	2						
Willie McGee, S (1, 8) OBP: 0.294, SLG: 0.403	4-3			4-3		5-3			K	4	0	0	0	0	1	3						
Terry Pendleton, S (1, 5) OBP: 0.367, SLG: 0.411	6-3					6-3			G3	4	0	1	0	0	0	0						
José Quiendo, S (1, 9) OBP: 0.439, SLG: 0.402			1-3			1B BB		K		3	0	0	0	1	1	1						
Tony Peña, R (1, 2) OBP: 0.296, SLG: 0.365			G3			1-2 1B		G6-4-3 1-2		3	0	1	0	0	0	1						
Danny Cox, R (1, 1) OBP: 0.214, SLG: 0.185 Tito Landrum, R (8, PH) OBP: 0.349, SLG: 0.250 Ken Dayley, L (8, 1)	G3			K				E 1B 4-3 1B		2	0	0	0	0	1	2						
<b>Inning Stats</b>	R: 0 E: 0 K: 0 S: 3	H: 0 LOB: 0 BB: 0 P: 3	R: 0 E: 0 K: 1 S: 5	H: 0 LOB: 0 BB: 0 P: 5	R: 0 E: 0 K: 0 S: 3	H: 0 LOB: 0 BB: 0 P: 3	R: 0 E: 1 K: 0 S: 5	H: 2 LOB: 2 BB: 0 P: 5	R: 0 E: 0 K: 1 S: 6	H: 1 LOB: 2 BB: 1 P: 10	R: 0 E: 0 K: 1 S: 5	H: 0 LOB: 1 BB: 1 P: 9	R: 0 E: 0 K: 1 S: 5	H: 1 LOB: 0 BB: 0 P: 5	R: 2 E: 1 K: 0 S: 5	H: 3 LOB: 0 BB: 0 P: 5	R: 0 E: 0 K: 1 S: 5	H: 0 LOB: 0 BB: 0 P: 5	1B: 7 2B: 1 3B: 0 HR: 0	SF: 0 SAC: 0 DP: 2 HBP: 0	WP: 0 PB: 0 SB: 1 CS: 0	PA: 34
<b>PITCHER</b>	IP	WLS	BF	H	R	ER	SO	BB	IBB	HBP	BLK	WP	HR	S	P	ERA	WHIP					
Bruce Ruffin, L (1, 1) ERA: 5.78	7.0	W	28	6	2	1	4	2	0	0	0	0	0	34	42	1.29	1.143					
Steve Bedrosian, R (8, 1) ERA: 3.18	2.0	S	6	1	0	0	1	0	0	0	0	0	0	8	8	0.00	0.500					

Batter	1	2	3	4	5	6	7	8	9	AB	R	H	RBI	BB	SO	LOB	BOTTOM				
Milt Thompson, L (1, 8) OBP: 0.319, SLG: 0.367	3-1		3-1			K	K			4	0	0	0	0	2	2	<b>St. Louis Cardinals @ Philadelphia Phillies</b> Veterans Stadium, Philadelphia, PA Tue Jun 09 1987, 7:05 PM EDT Att: 22,009 - Unknown				
Von Hayes, L (1, 3) OBP: 0.419, SLG: 0.412	5-3		BB			PB HR 2B		K		3	1	1	0	1	1	0					
Juan Samuel, R (1, 4) OBP: 0.315, SLG: 0.486	F3		F9			2H HR		K		4	1	1	2	0	1	1					
Mike Easter, L (1, 7) OBP: 0.316, SLG: 0.345 Chris James, R (6, PR) OBP: 0.345, SLG: 0.509	3-1		3-1			G6-4-3 1B		6-3		3	0	1	0	0	0	0					
Lance Parrish, R (1, 2) OBP: 0.281, SLG: 0.348	K		K			G6-4-3 1-2				3	0	0	0	0	2	1					
Glenn Wilson, R (1, 9) OBP: 0.307, SLG: 0.460	HR		6-3			F6				3	1	1	1	0	0	0					
Rick Schu, R (1, 5) OBP: 0.313, SLG: 0.467	3B		5-3			2B 1B				3	0	2	0	0	0	0					
Steve Jeltz, S (1, 6) OBP: 0.287, SLG: 0.216	4-3		K			1-3 2B				3	0	1	0	0	1	1					
Bruce Ruffin, S (1, 1) OBP: 0.080, SLG: 0.120 Steve Bedrosian, R (8, 1)	K		K			6-3				3	0	0	0	0	2	2					
<b>Inning Stats</b>	R: 1 E: 0 K: 1 S: 7	H: 2 LOB: 1 BB: 0 P: 7	R: 0 E: 0 K: 1 S: 5	H: 0 LOB: 1 BB: 1 P: 9	R: 0 E: 0 K: 1 S: 5	H: 0 LOB: 0 BB: 0 P: 5	R: 0 E: 0 K: 2 S: 7	H: 0 LOB: 0 BB: 0 P: 7	R: 2 E: 0 K: 1 S: 7	H: 3 LOB: 1 BB: 0 P: 7	R: 0 E: 0 K: 1 S: 7	H: 2 LOB: 2 BB: 0 P: 7	R: 0 E: 0 K: 2 S: 7	H: 0 LOB: 0 BB: 0 P: 7	R: 0 E: 0 K: 2 S: 7	H: 0 LOB: 0 BB: 0 P: 7	1B: 2 2B: 2 3B: 1 HR: 2	SF: 0 SAC: 0 DP: 1 HBP: 0	WP: 0 PB: 1 SB: 0 CS: 0	PA: 31	
<b>PITCHER</b>	IP	WLS	BF	H	R	ER	SO	BB	IBB	HBP	BLK	WP	HR	S	P	ERA	WHIP				
Danny Cox, R (1, 1) ERA: 3.96	7.0	L	28	7	3	3	7	1	0	0	0	0	2	41	45	3.86	1.143				
Ken Dayley, L (8, 1) ERA:	1.0		3	0	0	0	2	0	0	0	0	0	0	7	7	0.00	0.000				

AB	32
R	2
H	7
RBI	2
BB	2
SO	5
LOB	13



AB	30
R	3
H	7
RBI	3
BB	1
SO	9
LOB	7





Batter	1	2	3	4	5	6	7	8	9	AB	R	H	RBI	BB	SO	LOB	TOP						
Vince Coleman, S (1, 7) OBP: 0.398, SLG: 0.343	0-0 4-3		0-0 BLK 1B			4-0 S S BB		0-0 4-3 CS 1B		3	1	2	0	1	0	0	<b>St. Louis Cardinals @ Philadelphia Phillies</b> <b>Veterans Stadium, Philadelphia, PA</b> Wed Jun 10 1987, 7:05 PM EDT Att: 27,976 - Unknown						
Ozzie Smith, S (1, 6) OBP: 0.396, SLG: 0.355	0-0 F6		0-0 S 1B			0-0 L4		0-0 4-3		4	0	1	1	0	0	2							
Tom Herr, S (1, 4) OBP: 0.398, SLG: 0.389	0-0 F8		0-0 3-1			0-0 F8		0-0 CS	0-0 S 1B	4	1	1	0	0	0	2							
Jack Clark, R (1, 3) OBP: 0.453, SLG: 0.668		0-3 K		0-0 5-3		4-0 2-3 BB			0-0 F8	3	0	0	0	1	1	1							
Willie McGee, S (1, 8) OBP: 0.293, SLG: 0.400		0-3 K		0-0 F7		0-0 4-3			0-0 BLK 1B	4	0	1	1	0	1	2							
Terry Pendleton, S (1, 5) OBP: 0.361, SLG: 0.404		0-3 K		0-0 4-3			0-0 G3		0-0 F7	4	0	0	0	0	1	1							
John Morris, L (1, 9) OBP: 0.387, SLG: 0.296			1-0 1B S G6-3 HBP		4-0 G5-4-3 BB		0-0 F3		4-0 IBB	1	1	0	0	2	0	0							
Steve Lake, R (1, 2) OBP: 0.311, SLG: 0.386			0-0 S G6-3 1B		0-0 G5-4-3		0-0 5-3		0-0 F7	4	0	1	0	0	0	3							
Greg Mathews, R (1, 1) OBP: 0.318, SLG: 0.333			0-0 G6-3		0-0 F9			0-3 K		3	0	0	0	0	1	1							
Todd Worrell, R (8, 1)			1-2 3-H							0	0	0	0	0	0	0							
<b>Inning Stats</b>	R: 0 E: 0 K: 0 S: 3	H: 0 LOB: 0 BB: 0 P: 3	R: 0 E: 0 K: 3 S: 9	H: 0 LOB: 0 BB: 0 P: 9	R: 2 E: 0 K: 0 S: 5	H: 3 LOB: 1 BB: 0 P: 6	R: 0 E: 0 K: 0 S: 3	H: 0 LOB: 0 BB: 1 P: 3	R: 0 E: 0 K: 0 S: 2	H: 0 LOB: 0 BB: 1 P: 6	R: 0 E: 0 K: 0 S: 3	H: 0 LOB: 0 BB: 2 P: 11	R: 0 E: 0 K: 1 S: 5	H: 1 LOB: 0 BB: 0 P: 5	R: 1 E: 0 K: 0 S: 5	H: 2 LOB: 2 BB: 1 P: 9	1B: 6 2B: 0 3B: 0 HR: 0	SF: 0 SAC: 0 DP: 2 HBP: 1	WP: 0 PB: 0 SB: 6 CS: 1	PA: 36			
<b>PITCHER</b> Kevin Gross, R (1, 1) ERA: 3.77	IP: 9.0 WLS: L BF: 35 H: 6 R: 3 ER: 3 SO: 4 BB: 3 IBB: 1 HBP: 1 BLK: 2 WP: 0 HR: 0 S: 38 P: 55 ERA: 3.00 WHIP: 1.000											<b>PITCHER</b>	IP: 9.0 WLS: L BF: 35 H: 6 R: 3 ER: 3 SO: 4 BB: 3 IBB: 1 HBP: 1 BLK: 2 WP: 0 HR: 0 S: 38 P: 55 ERA: 3.00 WHIP: 1.000										

Batter	1	2	3	4	5	6	7	8	9	AB	R	H	RBI	BB	SO	LOB	BOTTOM						
Chris James, R (1, 8) OBP: 0.323, SLG: 0.474	0-0 6-3		0-3 K		0-0 F4		0-0 G6-4-3		0-0 L6	4	0	0	0	0	1	4	<b>St. Louis Cardinals @ Philadelphia Phillies</b> <b>Veterans Stadium, Philadelphia, PA</b> Wed Jun 10 1987, 7:05 PM EDT Att: 27,976 - Unknown						
Jeff Stone, L (9, PH) OBP: 0.333, SLG: 0.339			0-3 K				1-2			1	0	0	0	0	0	2							
Von Hayes, L (1, 3) OBP: 0.416, SLG: 0.405	4-0 S BB		0-3 K			0-0 1-3		0-0 F9		3	0	0	0	1	1	1							
Juan Samuel, R (1, 4) OBP: 0.314, SLG: 0.495	0-3 K		0-0 5-3		0-0 G3		0-0 G3		0-0 HR	4	1	1	1	0	1	1							
Mike Schmidt, R (1, 5) OBP: 0.366, SLG: 0.589	0-0 F9		0-0 F7		0-0 F7		0-0 BB 1B		0-0 G5-4-3 1B	4	0	2	0	0	0	1							
Lance Parrish, R (1, 2) OBP: 0.286, SLG: 0.354		0-3 K		0-0 2B		4-0 1-2 BB		0-0 G5-4-3		3	0	1	0	1	1	1							
Glenn Wilson, R (1, 9) OBP: 0.306, SLG: 0.453	0-0 F9		0-0 5-3		0-0 F9		0-0 F9		4-0 1B BB	3	0	0	0	1	0	3							
John Russell, R (1, 7) OBP: 0.176, SLG: 0.224		0-3 K			0-3 K		4-0 1B BB		0-0 1-2 1B	2	0	0	0	1	2	0							
Greg Gross, L (9, PH) OBP: 0.422, SLG: 0.417										1	0	1	0	0	0	0							
Steve Jeltz, S (1, 6) OBP: 0.288, SLG: 0.220			0-0 F7		0-0 6-3		0-0 G6-4-3 1B		0-3 K	3	0	1	0	0	0	0							
Milt Thompson, L (9, PH) OBP: 0.318, SLG: 0.365										1	0	0	0	0	1	2							
Kevin Gross, R (1, 1) OBP: 0.136, SLG: 0.136			0-0 WP 1B		0-0 1B		0-3 K		0-3 K	3	0	2	0	0	1	2							
Darren Daulton, L (9, PH) OBP: 0.364, SLG: 0.600										1	0	0	0	0	1	2							
<b>Inning Stats</b>	R: 0 E: 0 K: 1 S: 5	H: 0 LOB: 1 BB: 1 P: 9	R: 0 E: 0 K: 2 S: 7	H: 0 LOB: 0 BB: 0 P: 7	R: 0 E: 0 K: 2 S: 8	H: 1 LOB: 1 BB: 0 P: 8	R: 0 E: 0 K: 0 S: 4	H: 1 LOB: 1 BB: 0 P: 4	R: 0 E: 0 K: 1 S: 6	H: 1 LOB: 1 BB: 0 P: 6	R: 0 E: 0 K: 0 S: 4	H: 1 LOB: 2 BB: 1 P: 8	R: 0 E: 0 K: 1 S: 5	H: 1 LOB: 1 BB: 1 P: 9	R: 1 E: 0 K: 0 S: 4	H: 2 LOB: 0 BB: 0 P: 4	R: 0 E: 0 K: 2 S: 8	H: 1 LOB: 2 BB: 1 P: 12	1B: 6 2B: 1 3B: 0 HR: 1	SF: 0 SAC: 0 DP: 2 HBP: 0	WP: 1 PB: 0 SB: 1 CS: 0	PA: 37	
<b>PITCHER</b> Greg Mathews, L (1, 1) ERA: 5.01	IP: 7.1 WLS: W BF: 30 H: 6 R: 1 ER: 1 SO: 7 BB: 3 IBB: 0 HBP: 0 BLK: 0 WP: 1 HR: 1 S: 41 P: 53 ERA: 1.23 WHIP: 1.227											<b>PITCHER</b>	IP: 1.2 WLS: S BF: 7 H: 2 R: 0 ER: 0 SO: 2 BB: 1 IBB: 0 HBP: 0 BLK: 0 WP: 0 HR: 0 S: 10 P: 14 ERA: 0.00 WHIP: 1.800										

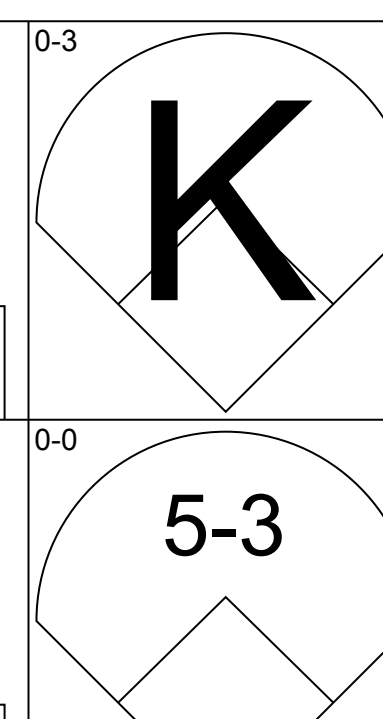
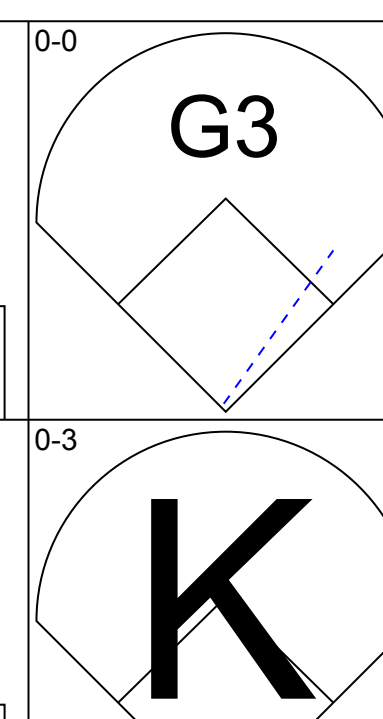
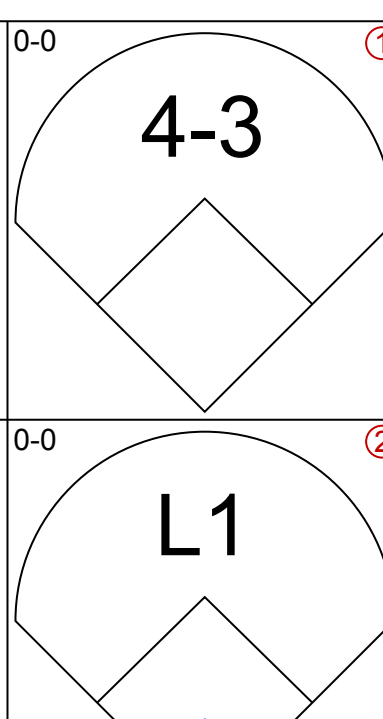
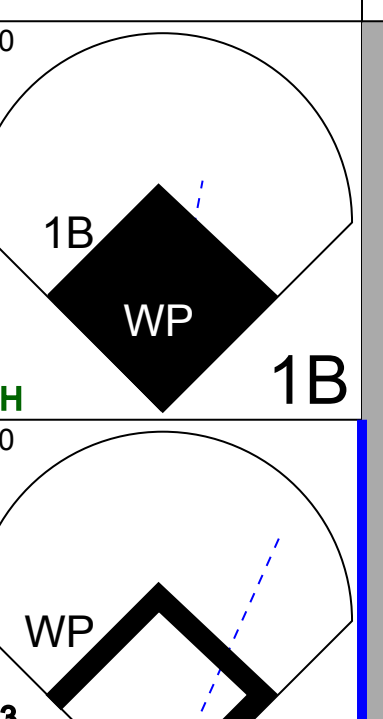
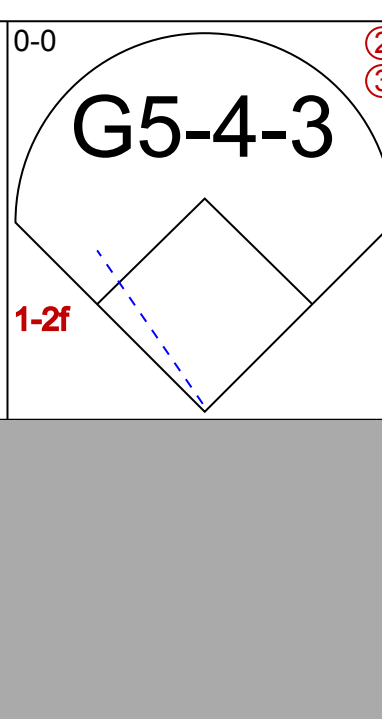
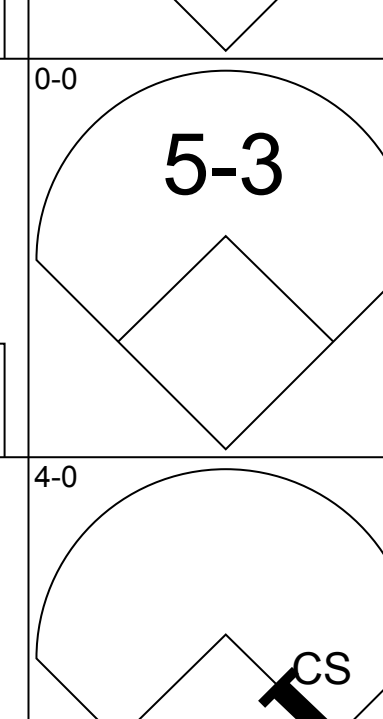
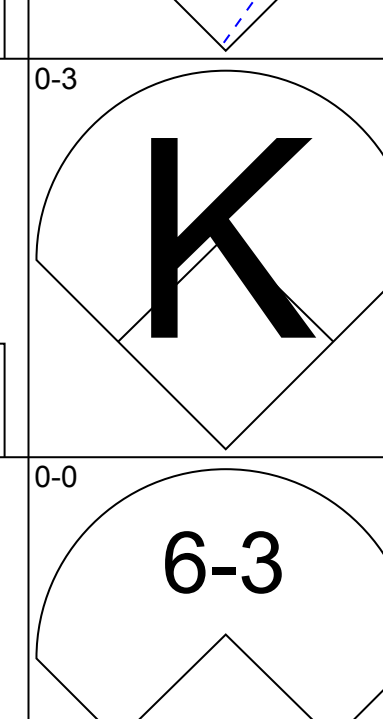
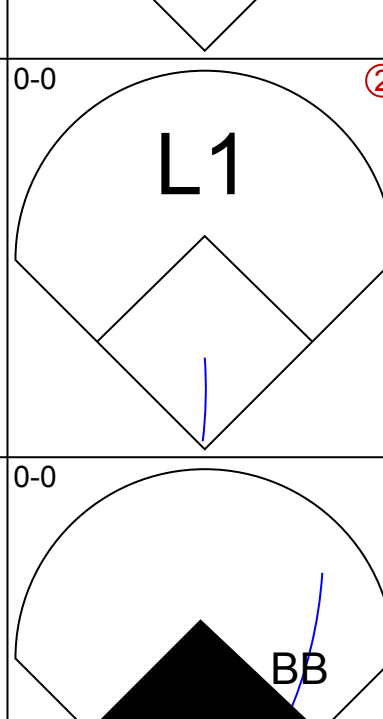
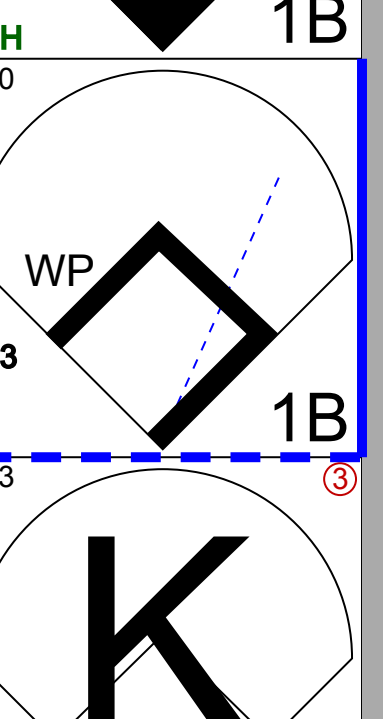
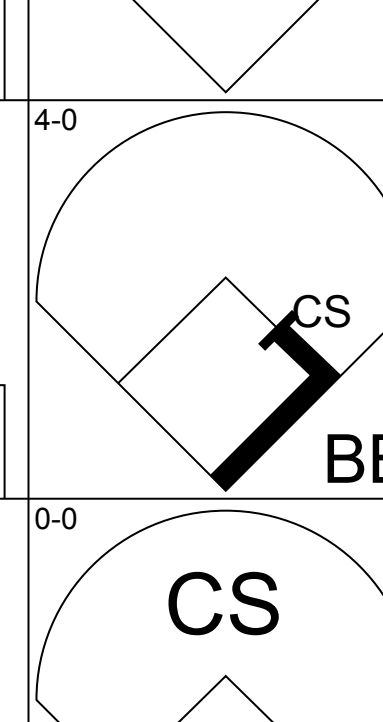
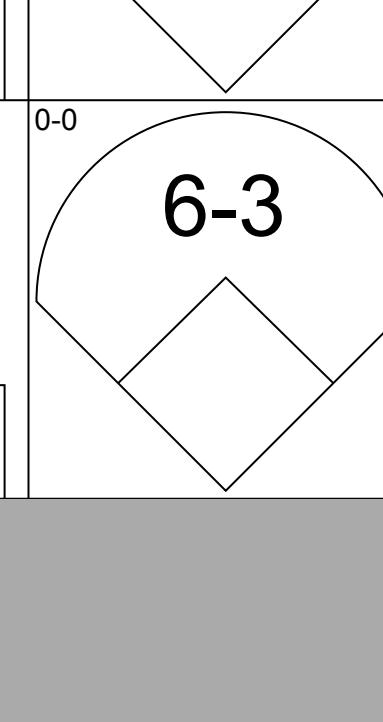
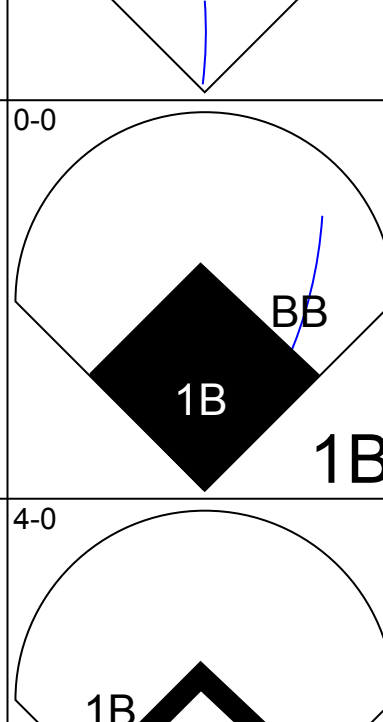
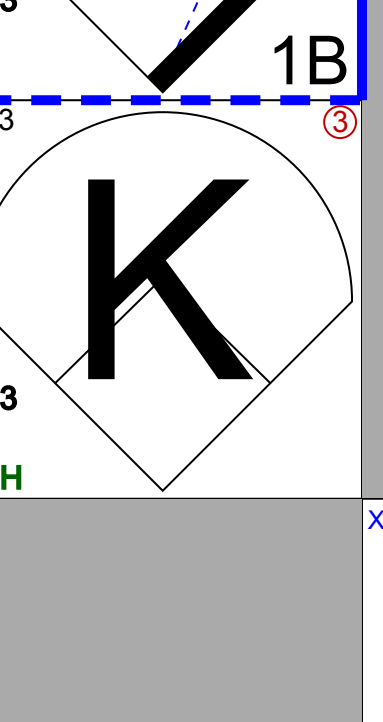
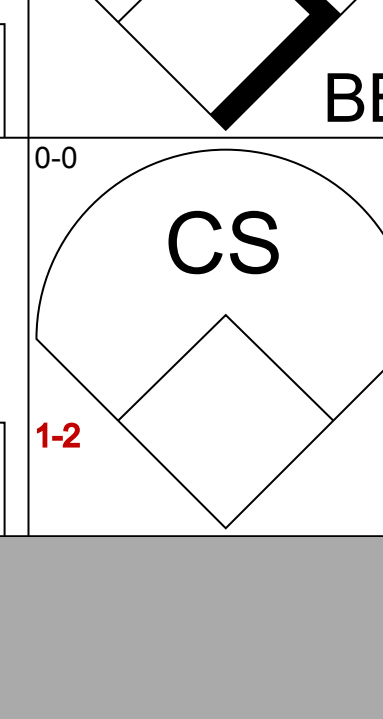
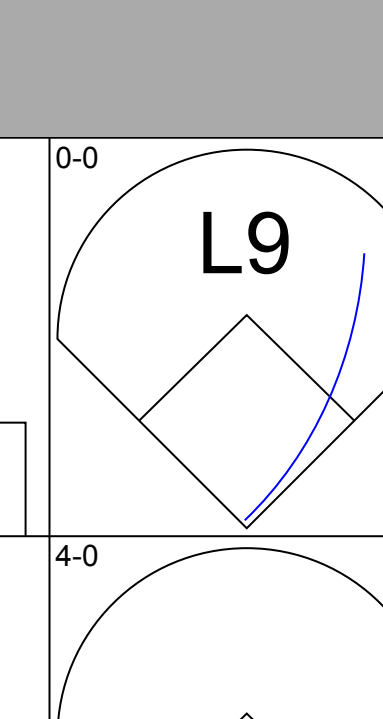
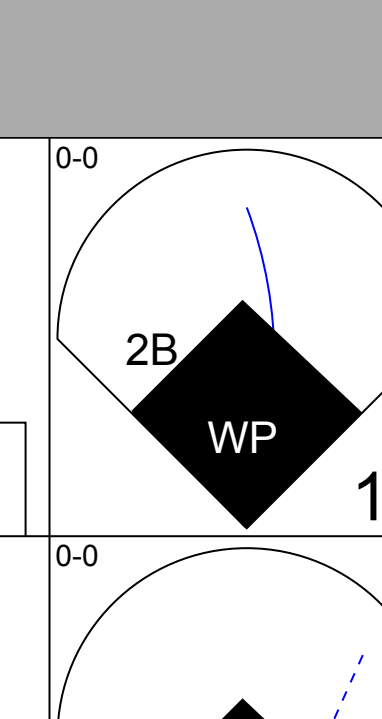
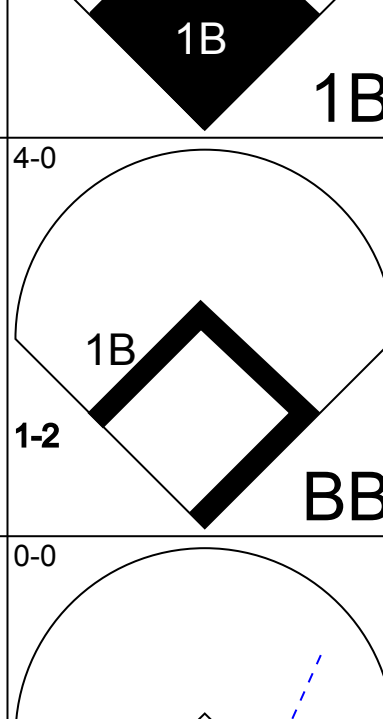
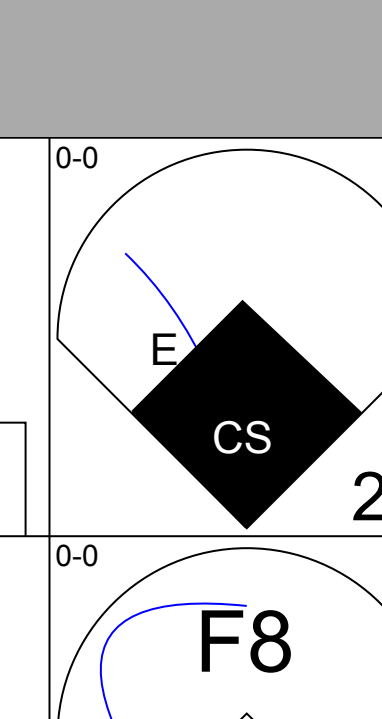
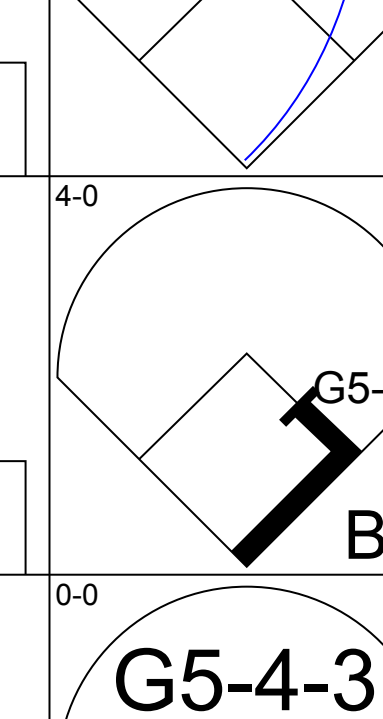
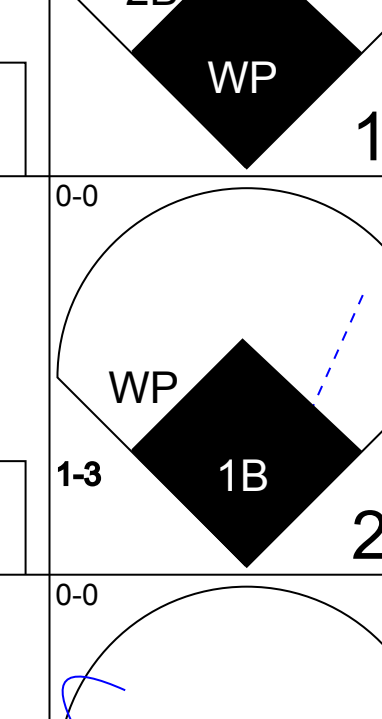
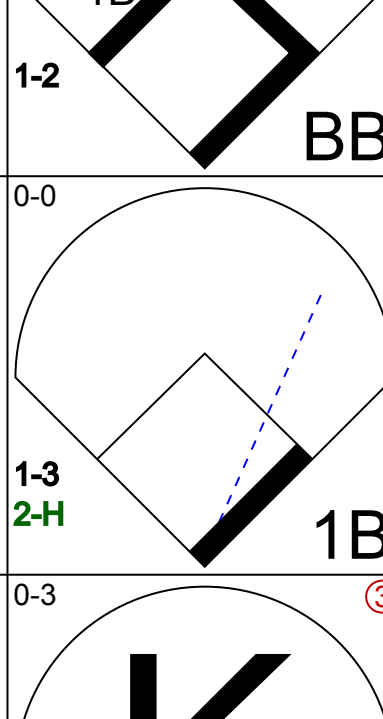
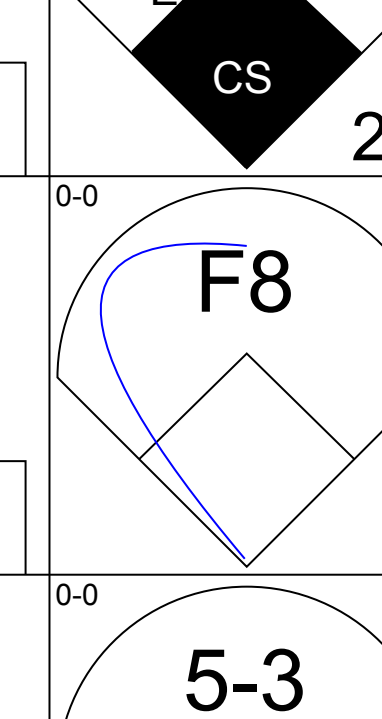
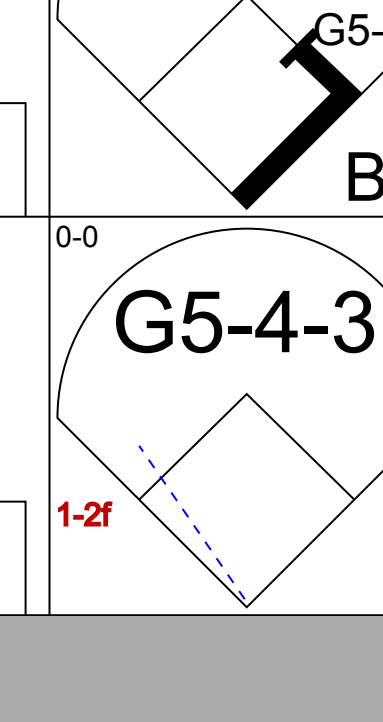
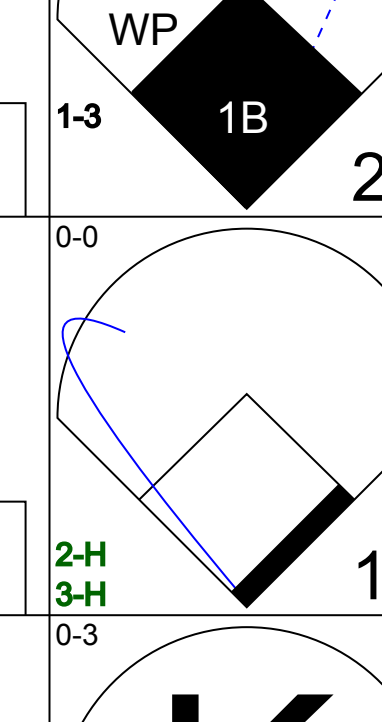
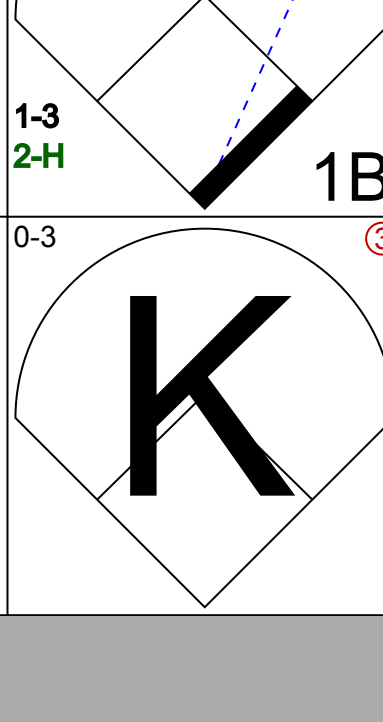
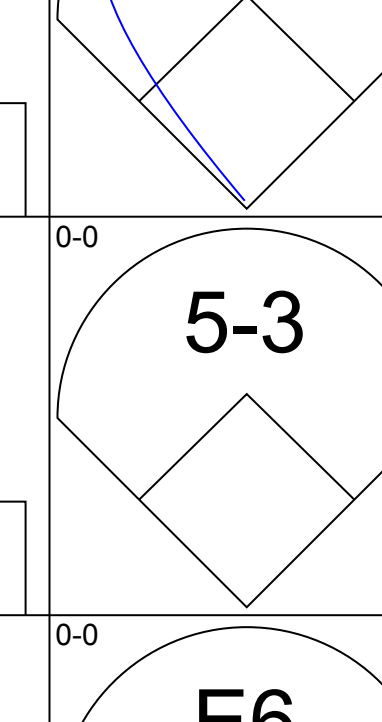
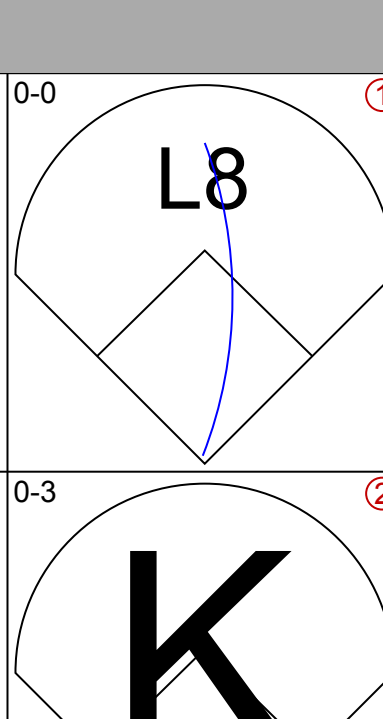
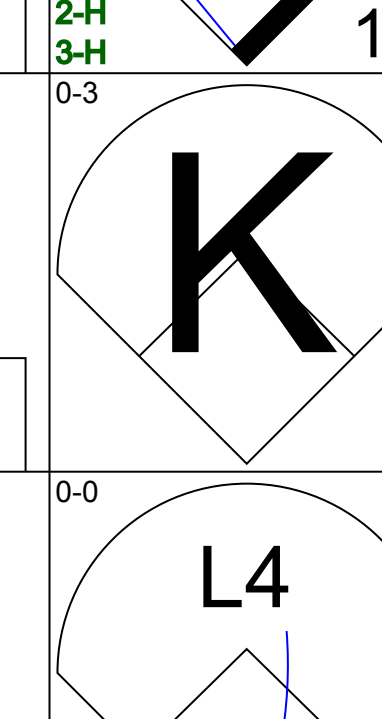
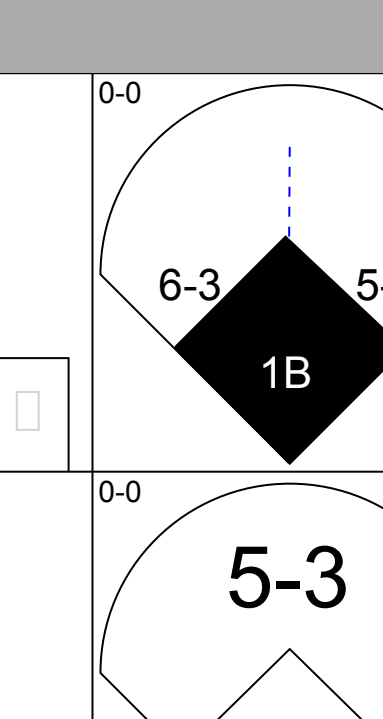
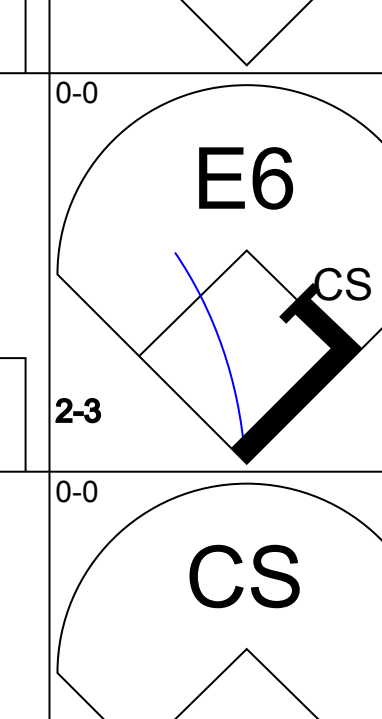
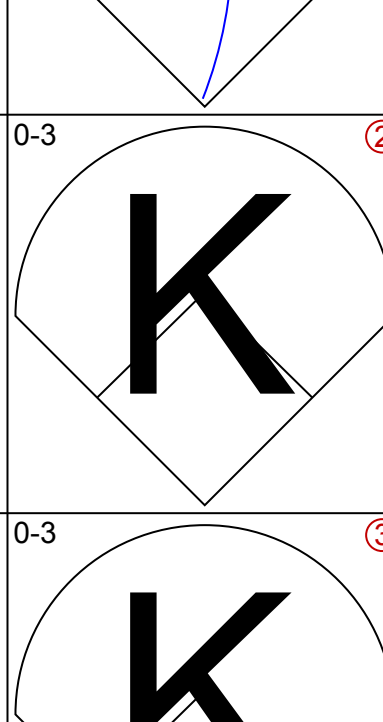
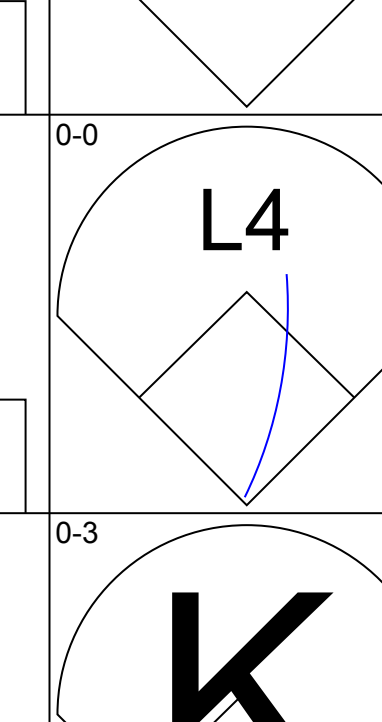
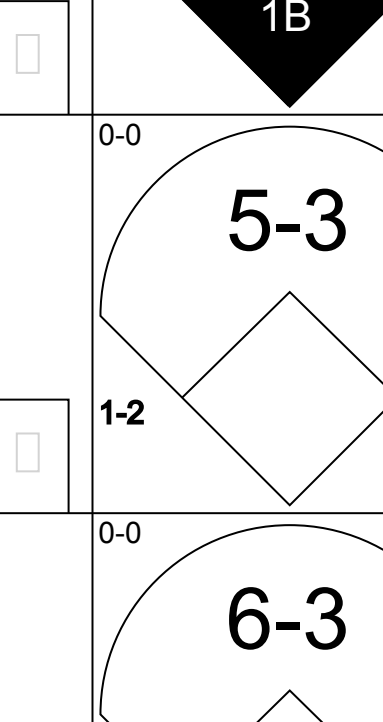
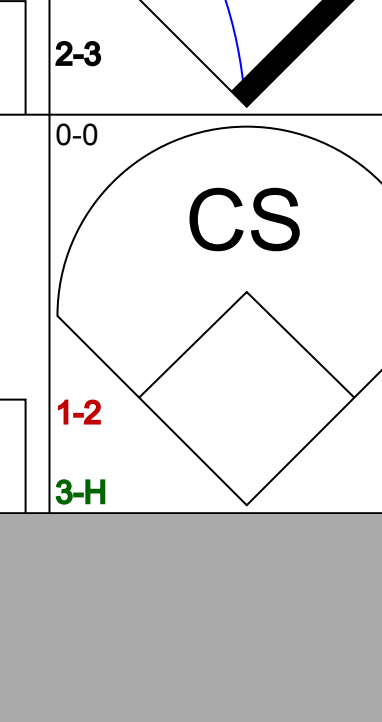
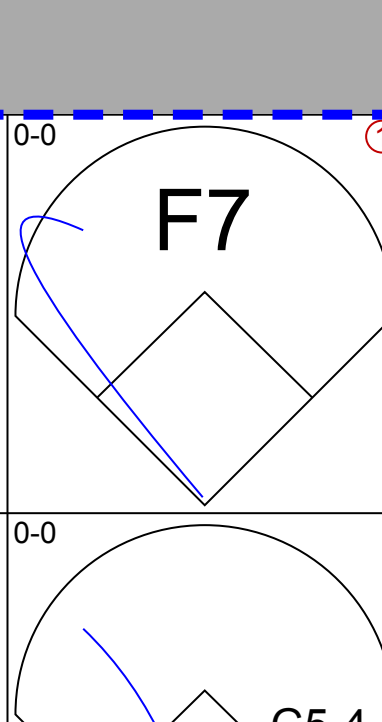
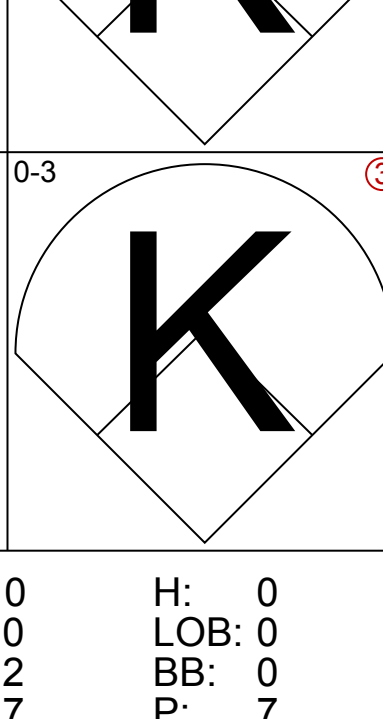
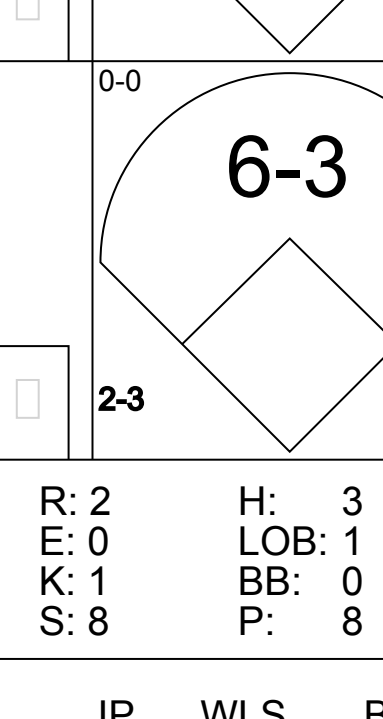
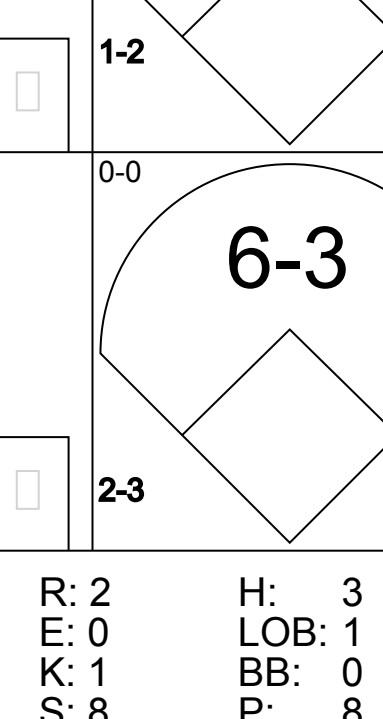
AB 30  
R 3  
H 6  
RBI 2  
BB 4  
SO 4  
LOB 12

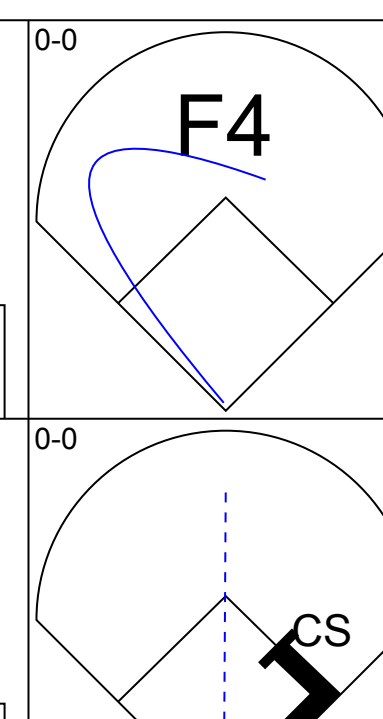
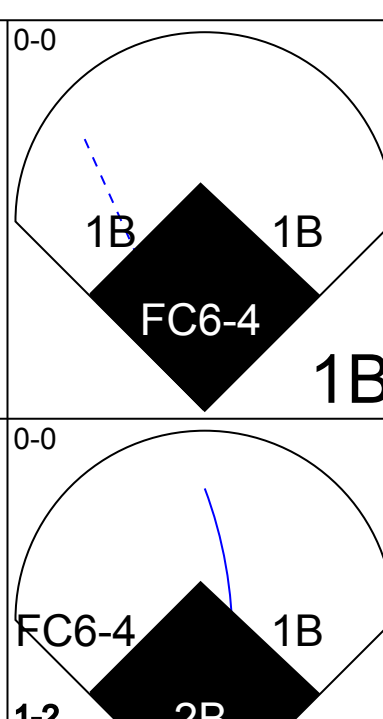
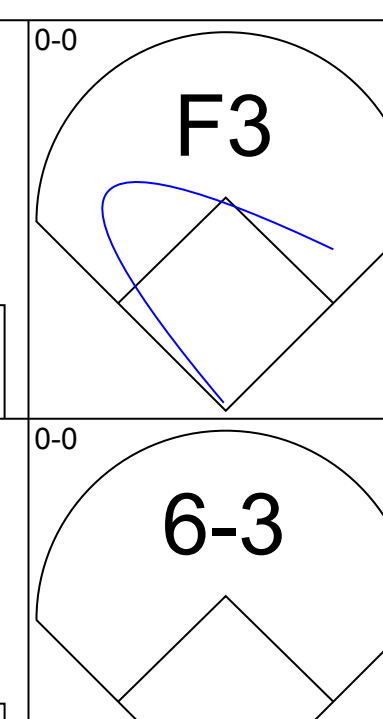
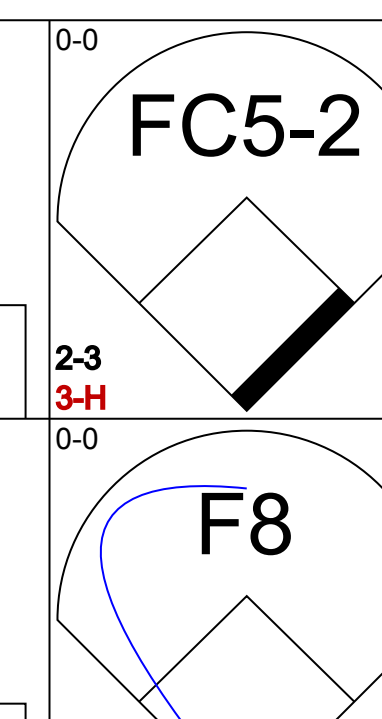
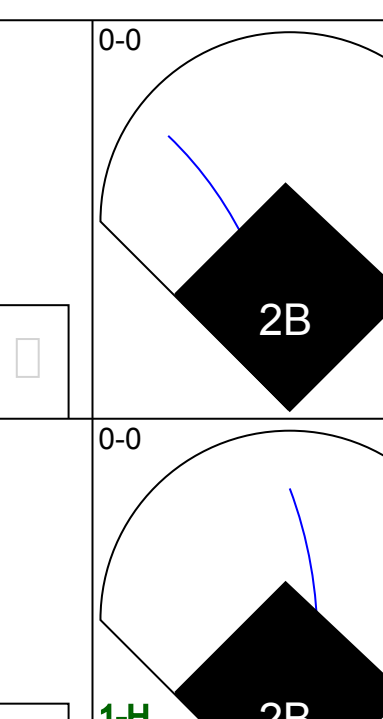
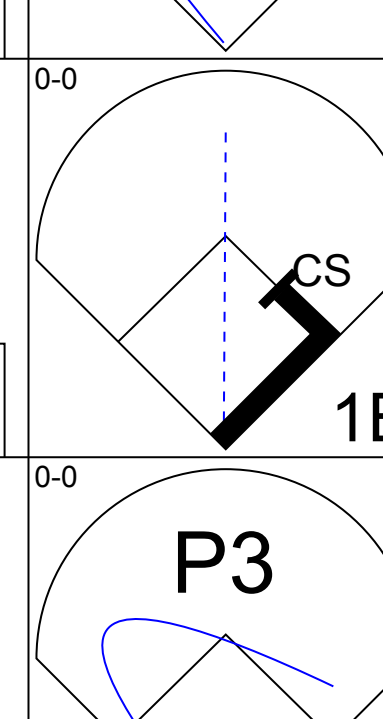
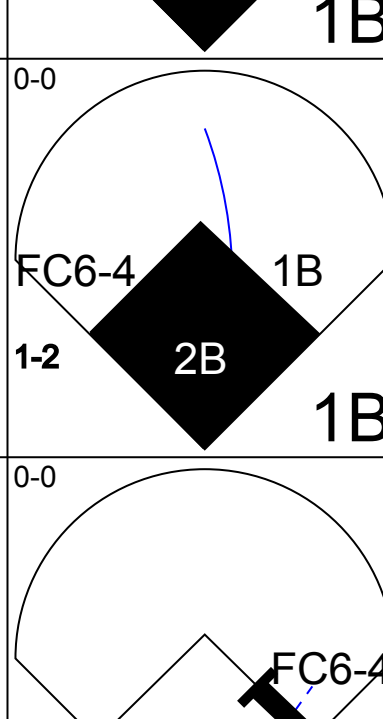
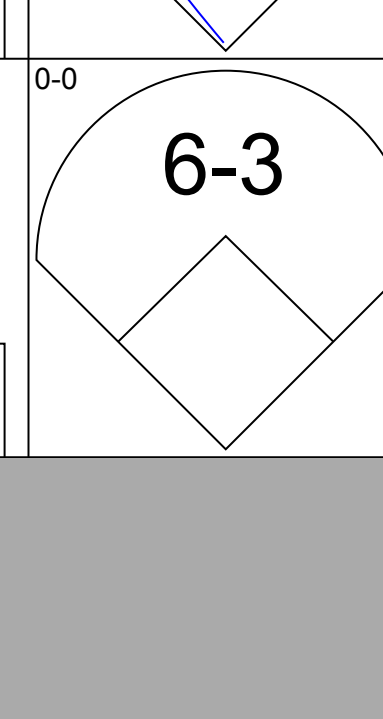
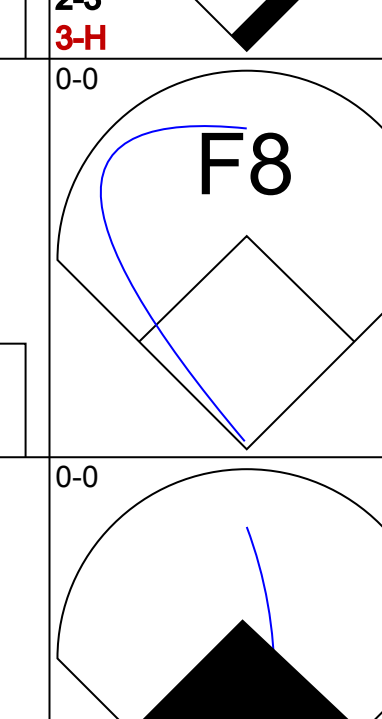
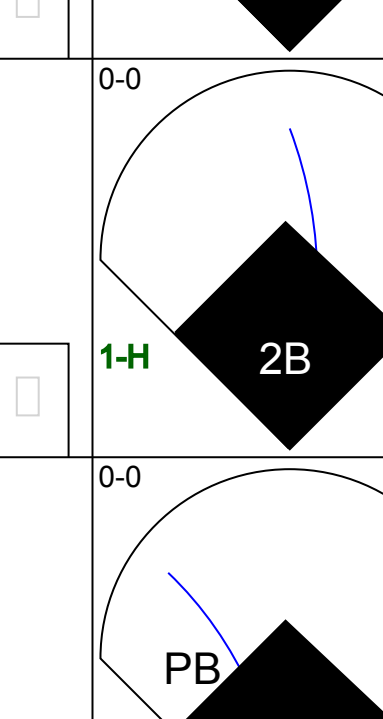
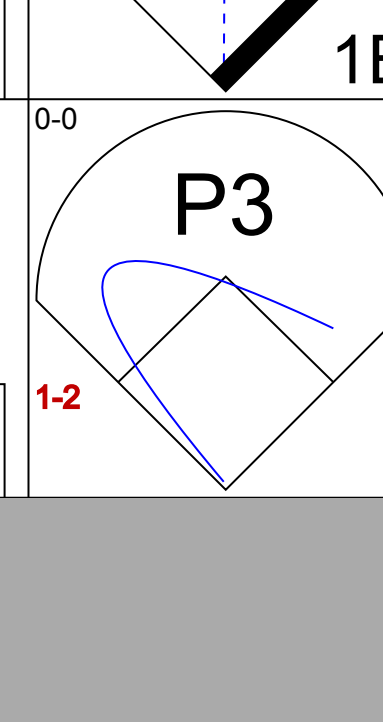
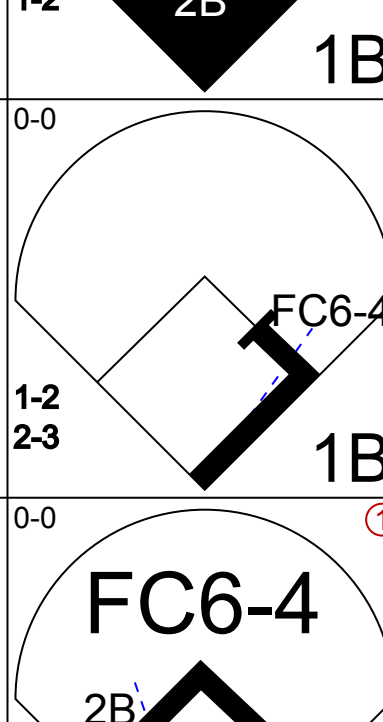
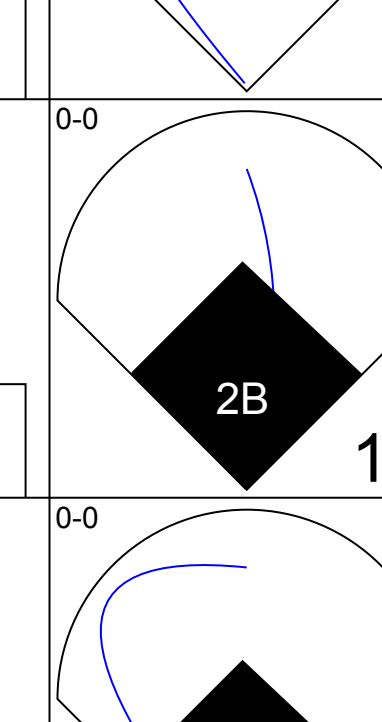
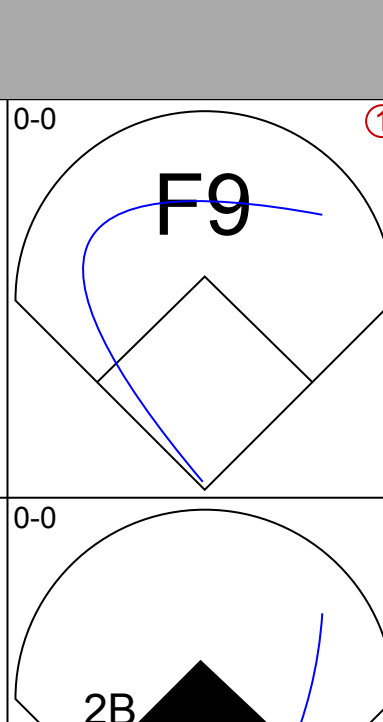
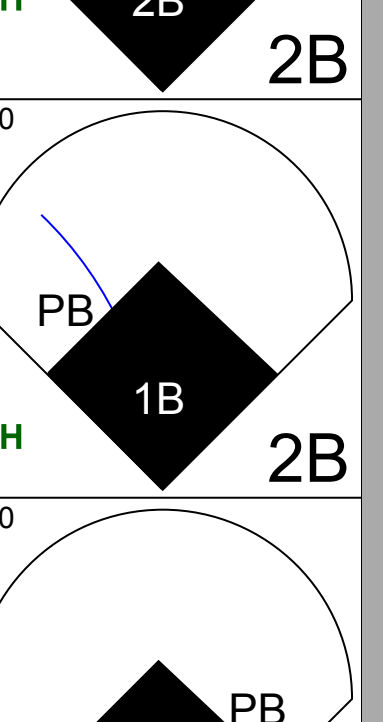
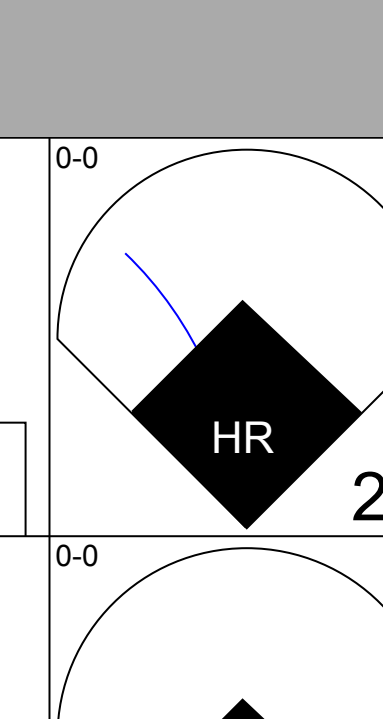
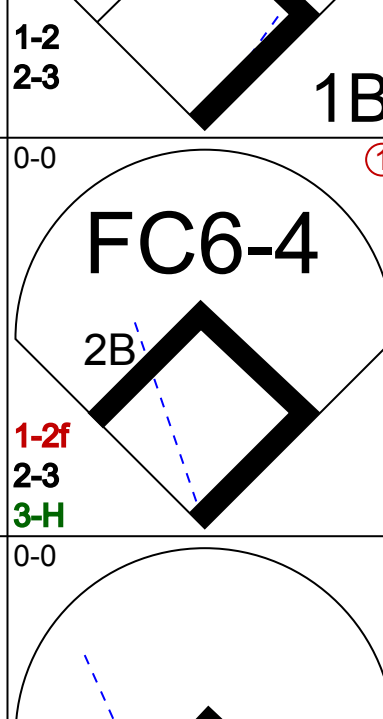
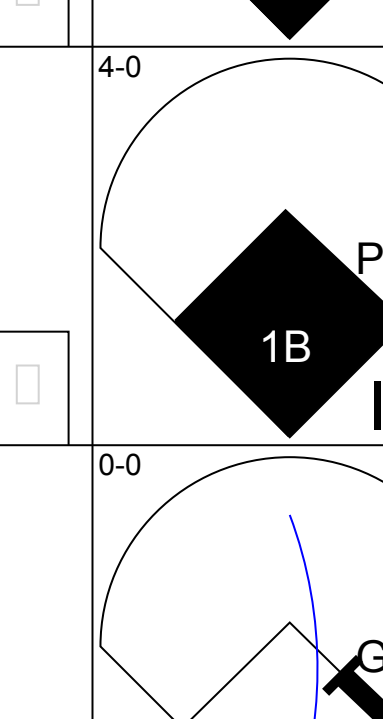
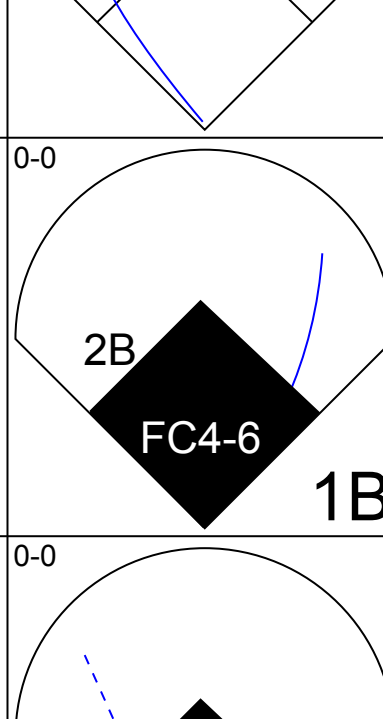
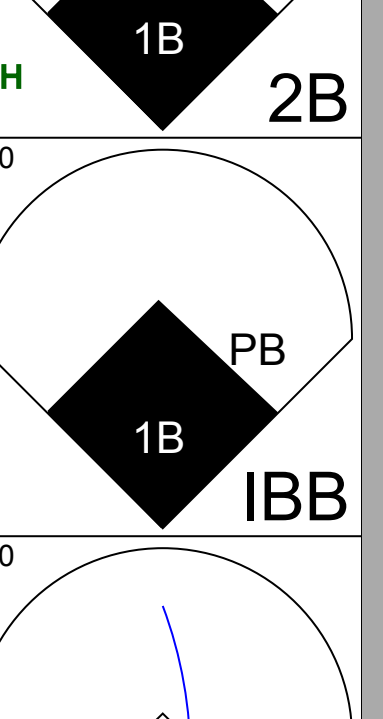
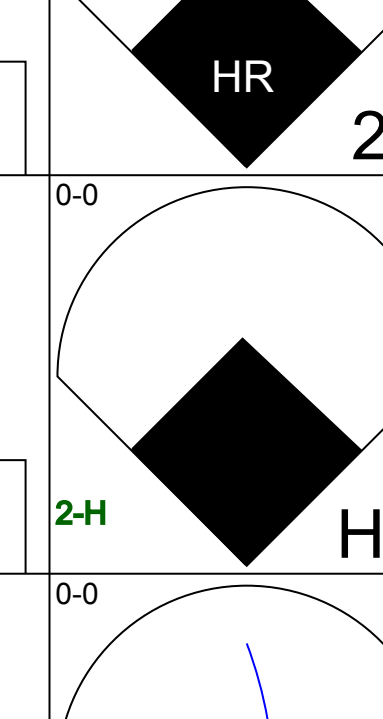
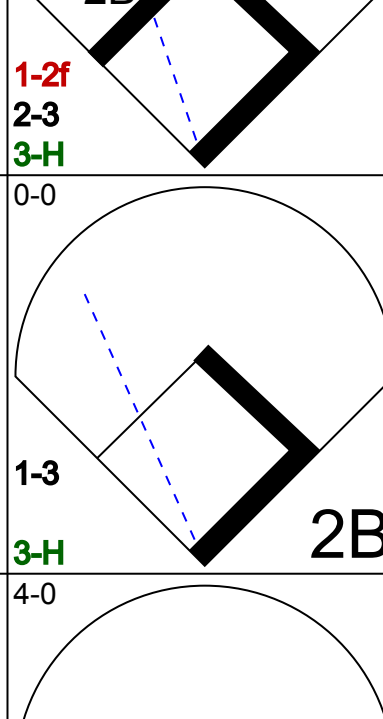
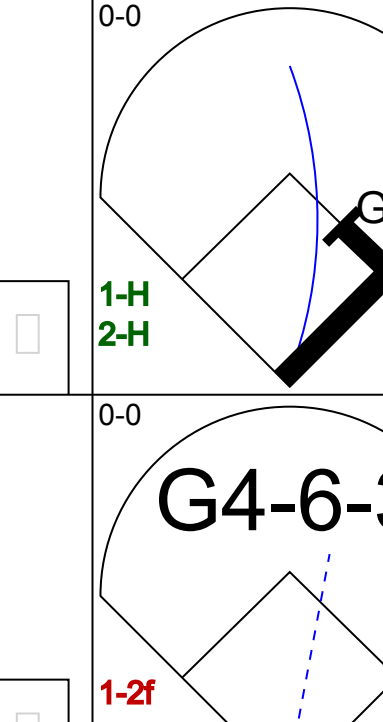
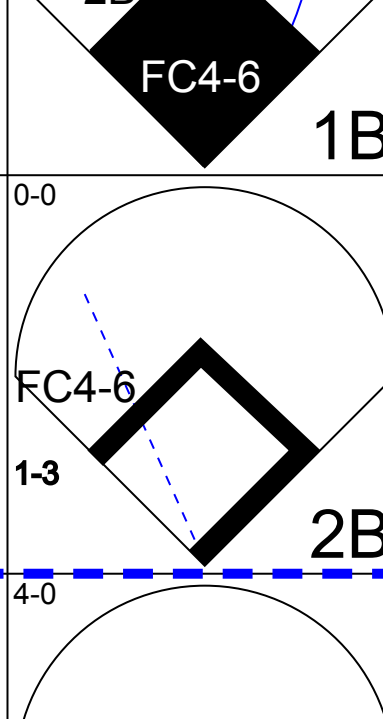
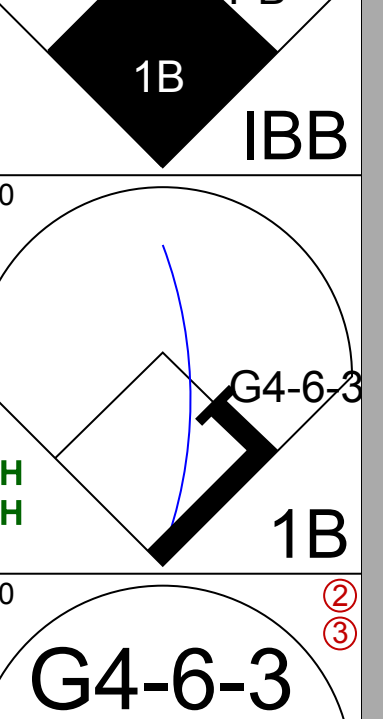
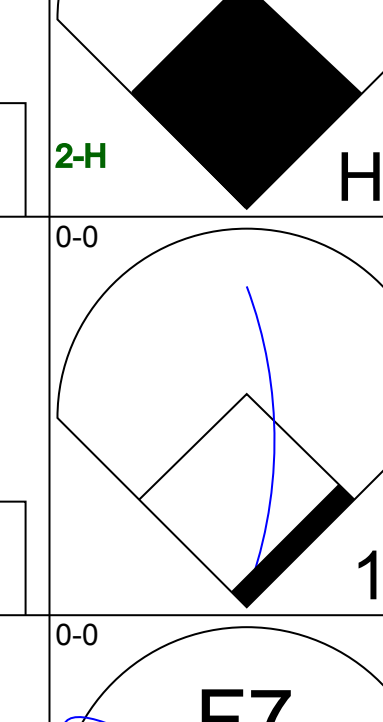
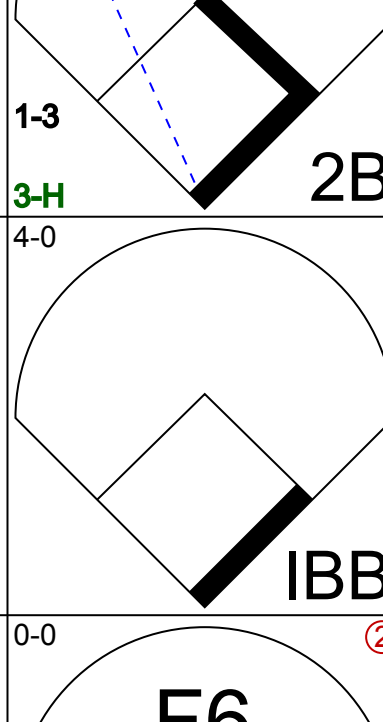
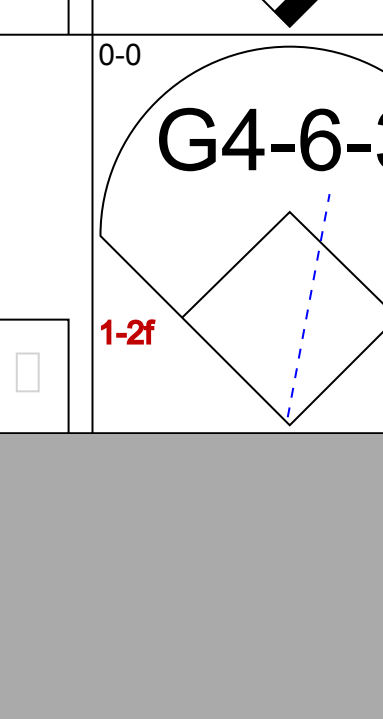
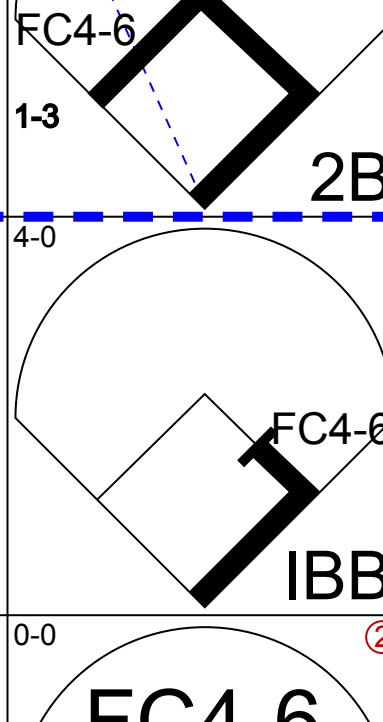
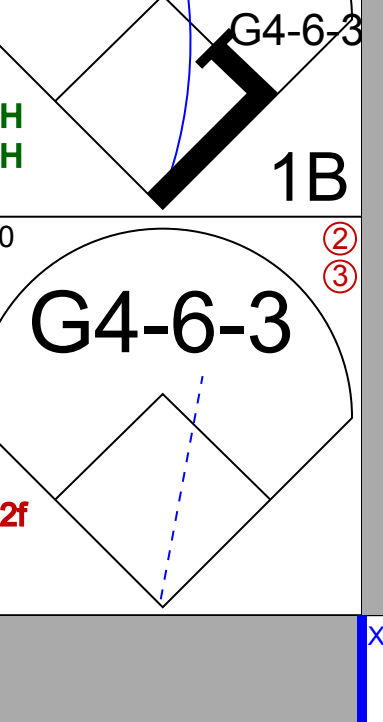
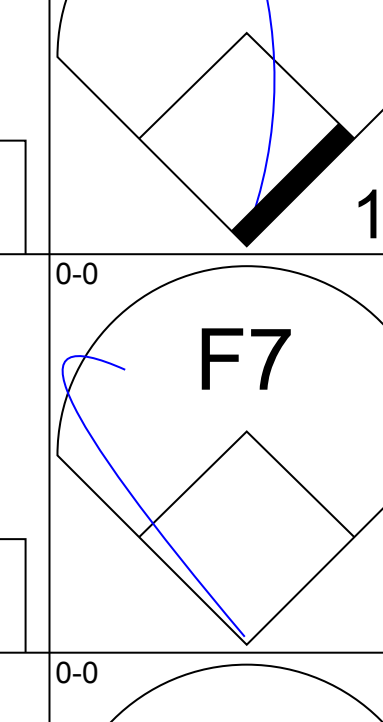
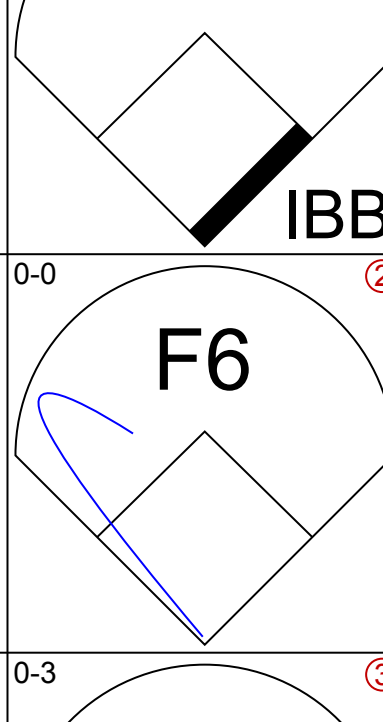

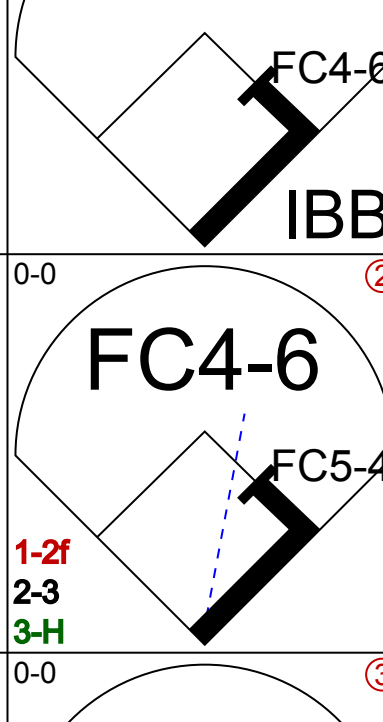
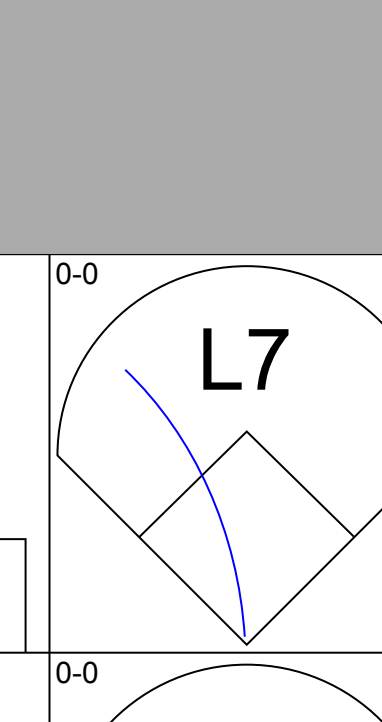
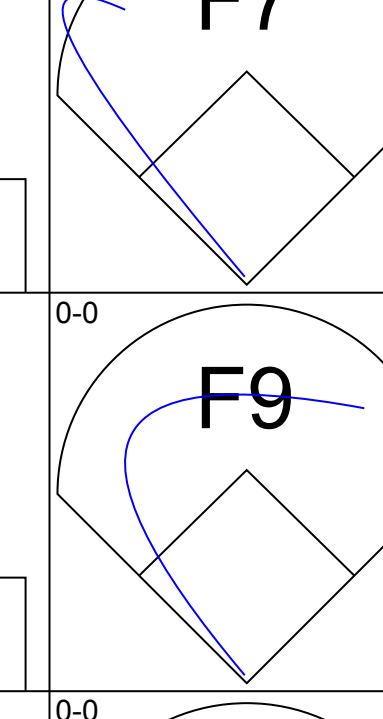
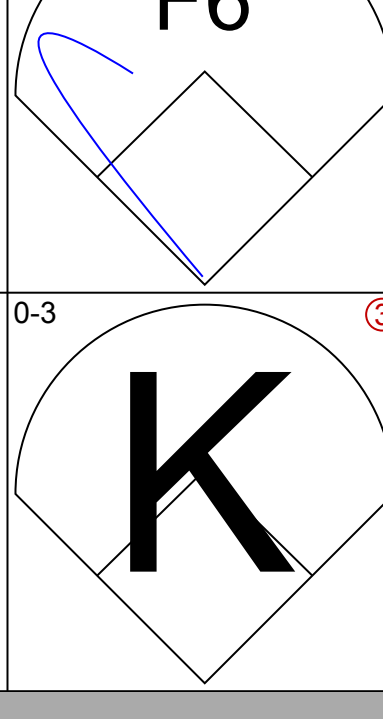
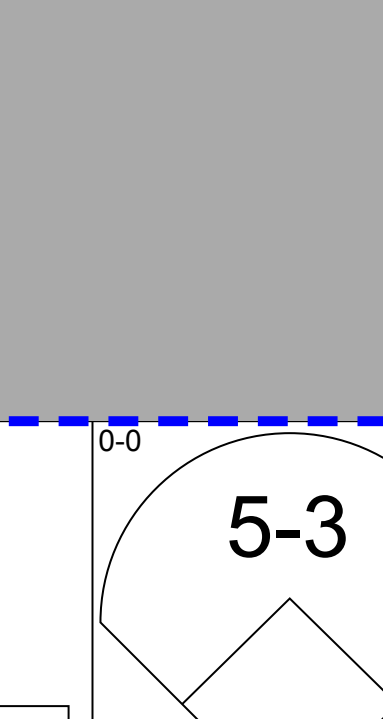
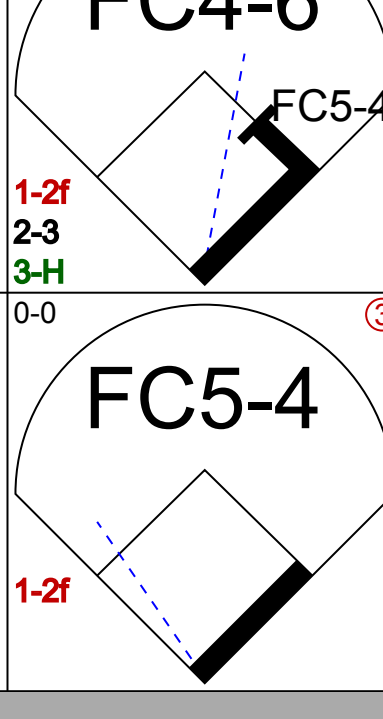
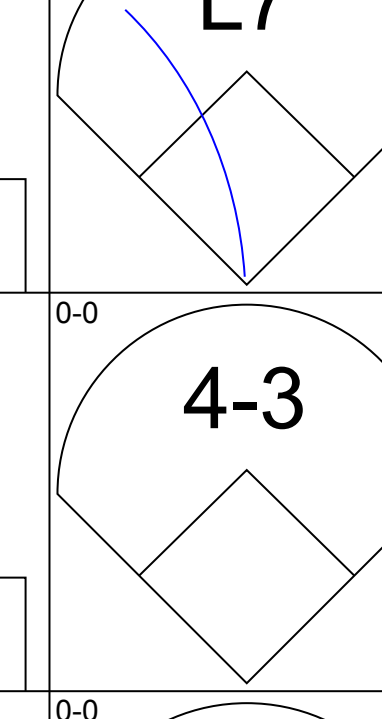
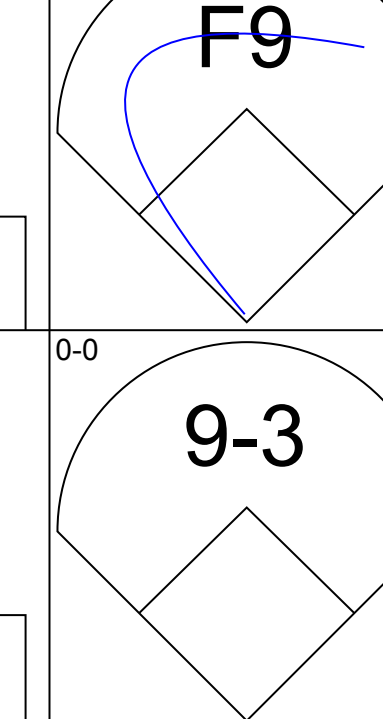
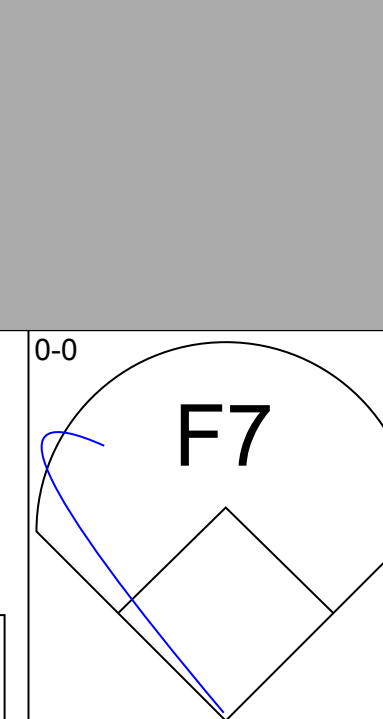
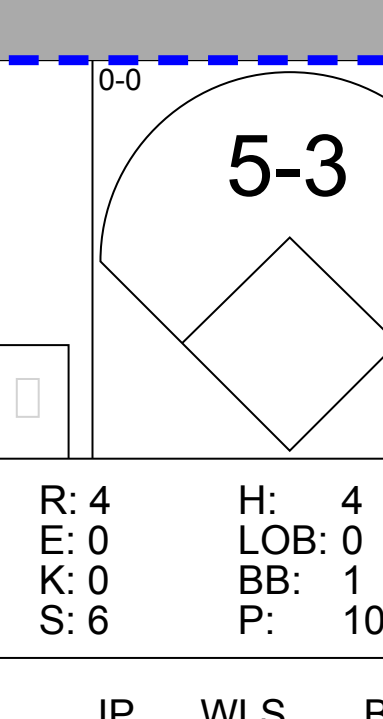
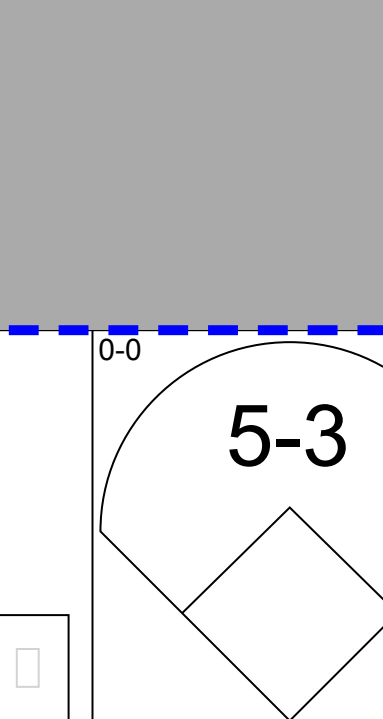


AB 33  
R 1  
H 8  
RBI 1  
BB 4  
SO 9  
LOB 19





Batter	1	2	3	4	5	6	7	8	9	AB	R	H	RBI	BB	SO	LOB	TOP					
Milt Thompson, L (1, 8) OBP: 0.315, SLG: 0.361										5	1	1	1	0	1	1	Philadelphia Phillies @ Montreal Expos Olympic Stadium, Montreal, QB Fri Jun 12 1987, 7:05 PM EDT Att: 20,031 - Unknown					
Jeff Stone, L (1, 7) OBP: 0.329, SLG: 0.333										4	0	1	0	0	1	0						
Dan Schatzeder, L (7, 1) OBP: 0.231, SLG: 0.167										0	0	0	0	0	0	0						
Juan Samuel, R (1, 4) OBP: 0.317, SLG: 0.493										3	1	1	0	1	1	1						
Mike Schmidt, R (1, 5) OBP: 0.376, SLG: 0.597										3	1	2	0	1	0	0						
Greg Legg, R (8, PR) (8, 5)										0	1	0	0	0	0	0						
Von Hayes, L (1, 3) OBP: 0.422, SLG: 0.415										3	1	2	1	1	0	1						
Lance Parrish, R (1, 2) OBP: 0.285, SLG: 0.351										4	0	1	1	0	1	4						
Glenn Wilson, R (1, 9) OBP: 0.305, SLG: 0.449										4	1	1	0	0	1	2						
Steve Jeltz, S (1, 6) OBP: 0.278, SLG: 0.211										4	0	0	0	0	1	2						
Shane Rawley, R (1, 1) OBP: 0.294, SLG: 0.303										2	0	0	0	0	2	1						
Wally Ritchie, L (5, 1) OBP: 1.000, SLG: 1.000										0	0	0	0	0	0	0						
Tom Hume, R (6, 1) OBP: 0.426, SLG: 0.421										2	0	1	0	0	0	1						
Greg Gross, L (7, PH) (7, 7)										0	0	0	0	0	0	0						
<b>Inning Stats</b>	R: 0 E: 0 K: 1 S: 4	H: 0 LOB: 0 BB: 1 P: 8	R: 0 E: 0 K: 0 S: 2	H: 0 LOB: 0 BB: 1 P: 6	R: 0 E: 0 K: 2 S: 7	H: 0 LOB: 0 BB: 0 P: 7	R: 0 E: 0 K: 1 S: 5	H: 0 LOB: 0 BB: 0 P: 5	R: 2 E: 0 K: 2 S: 10	H: 3 LOB: 1 BB: 0 P: 10	R: 1 E: 0 K: 1 S: 7	H: 2 LOB: 2 BB: 1 P: 11	R: 2 E: 0 K: 1 S: 8	H: 3 LOB: 1 BB: 0 P: 8	R: 1 E: 1 K: 0 S: 4	H: 1 LOB: 1 BB: 0 P: 4	R: 0 E: 0 K: 0 S: 3	H: 1 LOB: 0 BB: 0 P: 3	1B: 8 2B: 2 3B: 0 HR: 0	SF: 0 SAC: 0 DP: 2 HBP: 0	WP: 3 PB: 0 SB: 0 CS: 2	PA: 39
<b>PITCHER</b>	IP WLS BF H R ER SO BB IBB HBP BLK WP HR S P ERA WHIP																					
Bryn Smith, R (1, 1) ERA: 5.59	6.2 W 29 8 5 5 7 3 0 0 0 1 0 40 52 6.75 1.650																					
Andy McGaffigan, R (7, 1) ERA: 1.96	1.1 5 1 1 0 1 0 0 0 0 1 0 7 7 0.00 0.750																					
Bob Sebra, R (9, 1) ERA: 4.38	1.0 3 1 0 0 0 0 0 0 0 0 0 3 3 0.00 1.000																					

Batter	1	2	3	4	5	6	7	8	9	AB	R	H	RBI	BB	SO	LOB	BOTTOM			
Casey Candaele, S (1, 8) OBP: 0.365, SLG: 0.387										5	2	2	0	0	0	2	Philadelphia Phillies @ Montreal Expos Olympic Stadium, Montreal, QB Fri Jun 12 1987, 7:05 PM EDT Att: 20,031 - Unknown			
Mitch Webster, S (1, 9) OBP: 0.358, SLG: 0.397										5	2	3	1	0	0	2				
Tim Raines, S (1, 7) OBP: 0.466, SLG: 0.604										5	2	3	1	0	0	1				
Tim Wallach, R (1, 5) OBP: 0.343, SLG: 0.519										4	4	3	2	1	0	2				
Hubie Brooks, R (1, 6) OBP: 0.364, SLG: 0.593										5	2	5	6	0	0	0				
Andres Galarraga, R (1, 3) OBP: 0.410, SLG: 0.500										3	1	2	0	2	0	1				
Vance Law, R (1, 4) OBP: 0.369, SLG: 0.430										4	0	1	2	0	0	6				
Andy McGaffigan, R (7, 1) ERA: 4.35										0	0	0	0	0	0	0				
Dave Engle, R (8, PH) OBP: 0.260, SLG: 0.277										1	0	0	0	0	0	0				
Bob Sebra, R (9, 1) OBP: 0.150, SLG: 0.105										0	0	0	0	0	0	0				
Mike Fitzgerald, R (1, 2) OBP: 0.287, SLG: 0.267										4	0	0	0	1	1	6				
Bryn Smith, R (1, 1) OBP: 0.267, SLG: 0.357										2	0	0	0	0	0	1				
Reid Nichols, R (7, 8) OBP: 0.323, SLG: 0.386										2	0	0	0	0	0	0				
<b>Inning Stats</b>	R: 0 E: 0 K: 0 S: 3	H: 1 LOB: 0 BB: 0 P: 3	R: 2 E: 0 K: 0 S: 6	H: 3 LOB: 1 BB: 0 P: 6	R: 2 E: 0 K: 1 S: 9	H: 4 LOB: 3 BB: 1 P: 13	R: 0 E: 0 K: 0 S: 3	H: 0 LOB: 0 BB: 0 P: 3	R: 4 E: 0 K: 0 S: 8	H: 5 LOB: 2 BB: 1 P: 12	R: 1 E: 0 K: 0 S: 5	H: 2 LOB: 2 BB: 1 P: 9	R: 4 E: 0 K: 0 S: 6	H: 4 LOB: 0 BB: 1 P: 10	R: 0 E: 0 K: 0 S: 3	H: 0 LOB: 0 BB: 0 P: 3	1B: 11 2B: 7 3B: 0 HR: 1	SF: 0 SAC: 1 DP: 1 HBP: 0	WP: 0 PB: 1 SB: 1 CS: 1	PA: 45
<b>PITCHER</b>	IP WLS BF H R ER SO BB IBB HBP BLK WP HR S P ERA WHIP																			
Shane Rawley, L (1, 1) ERA: 3.75	4.0 L 23 11 7 7 1 0 0 0 0 0 0 8 28 15.75 2.750																			
Wally Ritchie, L (5, 1) ERA: 4.35	1.1 9 4 2 2 0 1 0 0 0 0 0 8 12 13.50 3.750																			
Tom Hume, R (6, 1) ERA: 6.08	0.2 3 0 0 0 0 0 1 0 0 0 0 2 6 0.00 0.000																			
Dan Schatzeder, L (7, 1) ERA: 3.24	2.0 10 4 4 3 0 0 1 0 0 0 0 9 13 13.50 2.000																			

AB 34  
R 6  
H 10  
RBI 3  
BB 3  
SO 8  
LOB 13



AB 40  
R 13  
H 19  
RBI 12  
BB 4  
SO 1  
LOB 21













Batter	1	2	3	4	5	6	7	8	9	AB	R	H	RBI	BB	SO	LOB	TOP		
Milt Thompson, L OBP: 0.311, SLG: 0.352 Chris James, R OBP: 0.324, SLG: 0.508 Kent Tekulve, R (7, PH) Rick Schu, R OBP: 0.326, SLG: 0.474 Steve Bedrosian, R (9, PH)	B1		1-3		K		FC5-4		K	3	0	0	0	0	1	0			
Jeff Stone, L OBP: 0.358, SLG: 0.384 (7, 8)	FC5-4 1B		K2-3 2B			K		1B 2B HBP	1-3	4	1	2	0	0	1	1			
Juan Samuel, R OBP: 0.320, SLG: 0.487 (1, 4)	FC5-4 1-2		K2-3 2-3			F9		2B 1B		4	0	1	0	0	1	2			
Mike Schmidt, R OBP: 0.384, SLG: 0.643 (1, 5)	1-2 BB				F9		F9	K		3	0	0	0	1	1	2			
Von Hayes, L OBP: 0.428, SLG: 0.451 (1, 3)	F8				E6 BLK		3-1	1-2 2H 2B		4	0	1	1	0	0	2			
Lance Parrish, R OBP: 0.276, SLG: 0.341 (1, 2)			K		K		1B PB 1B	K		4	1	1	0	0	3	2			
Glenn Wilson, R OBP: 0.306, SLG: 0.440 (1, 9)	1B BB				4-3		1B 1B		1B S 1B	3	1	2	0	1	0	1			
Steve Jeltz, S OBP: 0.282, SLG: 0.214 Darren Daulton, L OBP: 0.321, SLG: 0.615 Greg Legg, R (7, 6)	1-2 1B				F8		K		B3	2	0	1	0	0	0	0			
Bruce Ruffin, S OBP: 0.074, SLG: 0.111 Greg Gross, L OBP: 0.440, SLG: 0.439 (7, 7)	G1-6-3 1-2				6-3		1-2 3H FC5-4 1B		WP 1B	2	0	0	0	0	0	2			
<b>Inning Stats</b>	R: 0 E: 0 K: 0 S: 4	H: 1 LOB: 2 BB: 1 P: 8	R: 0 E: 0 K: 1 S: 5	H: 1 LOB: 1 BB: 1 P: 9	R: 0 E: 0 K: 1 S: 5	H: 0 LOB: 1 BB: 0 P: 6	R: 0 E: 0 K: 1 S: 5	H: 0 LOB: 0 BB: 0 P: 5	R: 0 E: 0 K: 1 S: 5	H: 0 LOB: 0 BB: 0 P: 5	R: 1 E: 0 K: 2 S: 8	H: 2 LOB: 1 BB: 0 P: 9	R: 1 E: 0 K: 1 S: 7	H: 2 LOB: 1 BB: 0 P: 7	1B: 8 2B: 2 3B: 0 HR: 0	SF: 0 SAC: 0 DP: 1 HBP: 1	WP: 1 PA: 38 PB: 1 SB: 2 CS: 0		
<b>PITCHER</b>	IP WLS BF H R ER SO BB IBB HBP BLK WP HR S P ERA WHIP																		
Greg Maddux, R ERA: 4.61 Frank DiPino, L ERA: 3.33 Lee Smith, R ERA: 2.41	(1, 1) 6.2 27 6 1 1 6 2 0 0 1 0 0 0 37 45 1.35 1.200	(7, 1) 0.1 2 0 1 1 0 0 0 1 0 0 0 1 2 27.00 0.000	(8, 1) 2.0 L 9 4 1 1 3 0 0 0 0 1 0 0 15 15 4.50 2.000																

Philadelphia Phillies @ Chicago Cubs  
Wrigley Field, Chicago, IL  
Mon Jun 15 1987, 3:33 AM CDT  
Att: 18,643 - Unknown

AB 35  
R 3  
H 10  
RBI 2  
BB 2  
SO 9  
LOB 18



Batter	1	2	3	4	5	6	7	8	9	AB	R	H	RBI	BB	SO	LOB	BOTTOM				
Bob Dernier, R OBP: 0.380, SLG: 0.527 Gary Matthews, R OBP: 0.323, SLG: 0.310 Jim Sundberg, R OBP: 0.370, SLG: 0.395 (9, 2)	5-3		6-3			G4-6-3 BB		4-3		2	0	0	0	1	0	0					
Shawon Dunston, R OBP: 0.275, SLG: 0.400 Mike Mason, L OBP: 0.167, SLG: 0.167 (1, 6)	1-3				2B 3B	B5		1B		4	1	2	0	0	0	1					
Andre Dawson, R OBP: 0.331, SLG: 0.593 (1, 9)	K				4-3 SF7 2B	G4-6-3 1-2		F9		4	1	1	1	0	1	2					
Brian Dayett, R OBP: 0.456, SLG: 0.657 (1, 7)			F9		4-3			K		4	0	0	0	0	1	2					
Keith Moreland, R OBP: 0.265, SLG: 0.393 (1, 5)	3-1 2B				SF7			4-3		2	0	1	1	0	0	0					
Leon Durham, L OBP: 0.359, SLG: 0.521 (1, 3)	3-1				K			3-4-1		3	0	0	0	0	1	1					
Jody Davis, R OBP: 0.330, SLG: 0.455 Jamie Moyer, L OBP: 0.185, SLG: 0.125 Dave Martinez, L OBP: 0.374, SLG: 0.314 (9, 8)	K				4-3			4-3 SH1-4 1B		3	0	1	0	0	1	1					
Paul Noce, R OBP: 0.250, SLG: 0.267 (1, 4)			6-3			F8		SH1-4		2	0	0	0	0	0	0					
Greg Maddux, R OBP: 0.143, SLG: 0.143 Frank DiPino, L Lee Smith, R Manny Trillo, R OBP: 0.305, SLG: 0.414 Jerry Mumphrey, S OBP: 0.398, SLG: 0.450 (9, PH)	F8		F8			F9		4-3		2	0	0	0	0	0	0					
<b>Inning Stats</b>	R: 0 E: 0 K: 1 S: 5	H: 0 LOB: 0 BB: 0 P: 5	R: 0 E: 0 K: 1 S: 6	H: 1 LOB: 0 BB: 0 P: 6	R: 0 E: 0 K: 0 S: 3	H: 0 LOB: 0 BB: 0 P: 3	R: 2 E: 0 K: 1 S: 7	H: 2 LOB: 0 BB: 0 P: 7	R: 0 E: 0 K: 0 S: 3	H: 0 LOB: 0 BB: 0 P: 3	R: 0 E: 0 K: 0 S: 2	H: 0 LOB: 0 BB: 1 P: 6	R: 0 E: 0 K: 0 S: 3	H: 0 LOB: 0 BB: 0 P: 3	R: 0 E: 0 K: 0 S: 4	H: 1 LOB: 2 BB: 0 P: 4	R: 0 E: 0 K: 1 S: 6	H: 1 LOB: 1 BB: 0 P: 6	1B: 2 2B: 2 3B: 1 HR: 0	SF: 1 SAC: 1 DP: 1 HBP: 0	WP: 0 PA: 32 PB: 0 SB: 1 CS: 0
<b>PITCHER</b>	IP WLS BF H R ER SO BB IBB HBP BLK WP HR S P ERA WHIP																				
Bruce Ruffin, L ERA: 5.53 Kent Tekulve, R ERA: 3.05 Steve Bedrosian, R ERA: 3.09	(1, 1) 6.0 21 3 2 2 3 1 0 0 0 0 0 0 7 7 3.00 0.667	(7, 1) 2.0 W 7 1 0 0 0 0 0 0 0 0 0 0 7 7 0.00 0.500	(9, 1) 1.0 S 4 1 0 0 1 0 0 0 0 0 0 0 6 6 0.00 1.000																		

Philadelphia Phillies @ Chicago Cubs  
Wrigley Field, Chicago, IL  
Mon Jun 15 1987, 3:33 AM CDT  
Att: 18,643 - Unknown

AB 29  
R 2  
H 5  
RBI 2  
BB 1  
SO 4  
LOB 12









Batter	1	2	3	4	5	6	7	8	9	AB	R	H	RBI	BB	SO	LOB	TOP			
Milt Thompson, L (1,8) OBP: 0.316, SLG: 0.361	4-3		G3			WP 1B		5-3		4	0	1	0	0	0	0	<b>Philadelphia Phillies @ Chicago Cubs</b> Wrigley Field, Chicago, IL Wed Jun 17 1987, 3:33 AM CDT Att: 26,447 - Unknown			
Luis Aguayo, R (1,6) OBP: 0.304, SLG: 0.554	1B		K			K		HBP		3	0	1	0	0	2	1				
Juan Samuel, R (1,4) OBP: 0.318, SLG: 0.488	K			WP 3B		K		3-1		4	1	1	0	0	2	3				
Mike Schmidt, R (1,5) OBP: 0.384, SLG: 0.625	P4		P4			1-3			F5	4	0	0	0	0	2					
Glenn Wilson, R (1,9) OBP: 0.304, SLG: 0.433		G5-4-3 1B		F5			K		4-3	4	0	1	0	0	1	0				
Chris James, R (1,7) OBP: 0.297, SLG: 0.464		L9		L7			K			3	0	0	0	0	1	1				
Greg Gross, L (9, PH) OBP: 0.442, SLG: 0.429							K		1-3	1	0	0	0	0	0	0				
Lance Parrish, R (1,2) OBP: 0.279, SLG: 0.335		G5-4-3 1-2		L5			6-3			3	0	0	0	0	0	1				
Rick Schu, R (1,3) OBP: 0.312, SLG: 0.482			HR		F8			K		3	1	1	1	0	1	0				
Shane Rawley, R (1,1) OBP: 0.278, SLG: 0.286			6-3		F7			HR		2	0	0	0	0	0	0				
Tom Hume, R (7,1)										0	0	0	0	0	0	0				
John Russell, R (8, PH) OBP: 0.172, SLG: 0.268										1	1	1	1	0	0	0				
Kent Tekulve, R (8,1)										0	0	0	0	0	0	0				
Dan Schatzeder, L (8,1) OBP: 0.231, SLG: 0.167										0	0	0	0	0	0	0				
<b>Inning Stats</b>	R: 0 E: 0 K: 1 S: 6	H: 1 LOB: 1 BB: 0 P: 6	R: 0 E: 0 K: 0 S: 3	H: 1 LOB: 0 BB: 0 P: 3	R: 1 E: 0 K: 1 S: 6	H: 1 LOB: 0 BB: 0 P: 6	R: 1 E: 0 K: 0 S: 4	H: 1 LOB: 0 BB: 0 P: 4	R: 0 E: 0 K: 2 S: 8	H: 0 LOB: 1 BB: 0 P: 8	R: 0 E: 0 K: 2 S: 7	H: 0 LOB: 0 BB: 0 P: 7	R: 1 E: 0 K: 1 S: 6	H: 1 LOB: 1 BB: 0 P: 7	R: 0 E: 0 K: 0 S: 3	H: 0 LOB: 0 BB: 0 P: 3	1B: 3 2B: 0 3B: 1 HR: 2	SF: 0 SAC: 0 DP: 1 HBP: 1	WP: 2 PB: 0 SB: 0 CS: 0	PA: 33
<b>PITCHER</b>	IP WLS BF H R ER SO BB IBB HBP BLK WP HR S P ERA WHIP																			
Jamie Moyer, L (1,1) ERA: 3.95	8.0 W 30 6 3 3 7 0 0 0 1 0 2 2 43 44 3.38 0.750																			
Lee Smith, R (9,1) ERA: 2.34	1.0 S 3 0 0 0 0 0 0 0 0 0 0 0 3 3 0.00 0.000																			

Batter	1	2	3	4	5	6	7	8	9	AB	R	H	RBI	BB	SO	LOB	BOTTOM			
Bob Dernier, R (1,8) OBP: 0.395, SLG: 0.531					6-3	P4		F9		4	1	1	0	0	1	2	<b>Philadelphia Phillies @ Chicago Cubs</b> Wrigley Field, Chicago, IL Wed Jun 17 1987, 3:33 AM CDT Att: 26,447 - Unknown			
Jerry Mumphrey, S (8, PH) OBP: 0.407, SLG: 0.484		K								0	0	0	0	0	0	0				
Gary Matthews, R (8, PH) OBP: 0.313, SLG: 0.300	S 1B									1	0	0	0	0	0	2				
Lee Smith, R (9,1)										0	0	0	0	0	0	0				
Manny Trillo, R (1,3) OBP: 0.313, SLG: 0.429					K					4	2	2	1	0	1	0				
Andre Dawson, R (1,9) OBP: 0.337, SLG: 0.595										4	1	3	1	0	0	0				
Brian Dayett, R (1,7) OBP: 0.458, SLG: 0.676										4	1	2	0	0	1	3				
Keith Moreland, R (1,5) OBP: 0.268, SLG: 0.387										2	0	1	3	1	1	1				
Jody Davis, R (1,2) OBP: 0.322, SLG: 0.440										4	0	1	0	0	1	4				
Paul Noce, R (1,4) OBP: 0.333, SLG: 0.286										3	0	1	0	0	1	0				
Mike Brumley, S (1,6) OBP: 0.111, SLG: 0.125										4	0	1	0	0	1	2				
Jamie Moyer, L (1,1) OBP: 0.172, SLG: 0.115										2	0	0	0	0	1	1				
Rafael Palmeiro, L (8, PH) OBP: 0.697, SLG: 1.000										0	0	0	0	1	0	0				
Dave Martinez, L (9,8) OBP: 0.370, SLG: 0.329										0	0	0	0	0	0	0				
<b>Inning Stats</b>	R: 2 E: 0 K: 0 S: 5	H: 3 LOB: 1 BB: 1 P: 9	R: 0 E: 0 K: 2 S: 8	H: 1 LOB: 1 BB: 0 P: 8	R: 1 E: 0 K: 2 S: 9	H: 2 LOB: 1 BB: 0 P: 9	R: 0 E: 0 K: 1 S: 5	H: 0 LOB: 0 BB: 0 P: 5	R: 2 E: 0 K: 1 S: 8	H: 3 LOB: 1 BB: 0 P: 8	R: 0 E: 0 K: 0 S: 4	H: 1 LOB: 1 BB: 0 P: 4	R: 0 E: 0 K: 1 S: 6	H: 1 LOB: 1 BB: 0 P: 6	R: 0 E: 0 K: 1 S: 6	H: 1 LOB: 2 BB: 1 P: 10	1B: 9 2B: 3 3B: 0 HR: 0	SF: 1 SAC: 2 DP: 1 HBP: 0	WP: 0 PB: 0 SB: 2 CS: 0	PA: 37
<b>PITCHER</b>	IP WLS BF H R ER SO BB IBB HBP BLK WP HR S P ERA WHIP																			
Shane Rawley, L (1,1) ERA: 3.97	6.2 L 31 11 5 5 6 1 0 0 0 0 0 0 0 3 3 6.75 1.800																			
Tom Hume, R (7,1) ERA: 5.82	0.1 1 0 0 0 1 0 0 0 0 0 0 0 3 3 0.00 0.000																			
Kent Tekulve, R (8,1) ERA: 2.93	0.2 4 1 0 0 1 0 1 0 0 0 0 0 5 9 0.00 1.500																			
Dan Schatzeder, L (8,1) ERA: 3.47	0.1 1 0 0 0 0 0 0 0 0 0 0 0 1 1 0.00 0.000																			



Batter	1	2	3	4	5	6	7	8	9	AB	R	H	RBI	BB	SO	LOB	TOP				
Milt Thompson, L (1.8) OBP: 0.318, SLG: 0.362	0-0 5-3 1B		0-0 4-3		0-0 L8		0-0 1B 1B	0-3 K		5	1	2	0	0	1	0	<b>Philadelphia Phillies @ Chicago Cubs</b> Wrigley Field, Chicago, IL Thu Jun 18 1987, 3:33 AM CDT Att: 22,870 - Unknown  livebaseballscores.com  <b>AB 38</b> <b>R 7</b> <b>H 14</b> <b>RBI 7</b> <b>BB 6</b> <b>SO 9</b> <b>LOB 21</b>				
Greg Gross, L (1.7) OBP: 0.421, SLG: 0.391	0-0 5-3		0-0 F7		4-0 WP BB		0-0 L7	0-0 F7		4	0	0	0	1	0	2					
Juan Samuel, R (1.4) OBP: 0.327, SLG: 0.504	0-0 HR		0-0 B1-3		4-0 1-2 BB		0-0 1B 1B		0-0 B2-3 1B	4	3	3	1	1	0	0					
Mike Schmidt, R (1.5) OBP: 0.384, SLG: 0.616	0-0 3-1			4-0 2B SF9 BB	0-3 K		0-0 1B 2B 1B		0-0 B2-3 1B	4	2	1	0	1	1	3					
Von Hayes, L (1.3) OBP: 0.430, SLG: 0.455		4-0 1B FC4-2 BB		0-0 1-3 2B	0-0 F5		0-0 2B 1B		0-0 5-3	4	0	2	2	1	0	3					
Glenn Wilson, R (1.9) OBP: 0.311, SLG: 0.445		0-0 1B FC4-2		0-3 K		0-0 F8	0-0 1-3 2B		0-0 1B 2B	5	1	3	2	0	1	2					
Darren Daulton, L (1.2) OBP: 0.333, SLG: 0.586		0-3 K		0-0 SF9		0-3 K	0-0 IBB		0-0 1B 2B	3	0	1	2	1	2	2					
Steve Jeltz, S (1.6) OBP: 0.293, SLG: 0.215		0-0 FC4-2		0-0 FC6-4		0-3 K	0-0 L5		0-0 1B	2	0	0	0	1	1	2					
Jeff Calhoun, L (6.1)		1-3 1B		0-0 BB		0-3 K			0-0 1B	0	0	0	0	0	0	0					
Rick Schu, R (7. PH) OBP: 0.309, SLG: 0.477		1-2 3-H		0-0 BB		0-3 K			0-0 1B	1	0	0	0	0	0	3					
Kent Tekulve, R (7.1)		1-2 2-H		0-0 FC6-4		0-3 K			0-0 1B	0	0	0	0	0	0	0					
Chris James, R (9. PH) OBP: 0.307, SLG: 0.471		0-0 1B		0-0 FC6-4		0-3 K			0-3 K	1	0	1	0	0	0	0					
Michael Jackson, R (1.1) OBP: 0.182, SLG: 0.100		0-0 1B		0-0 FC6-4		0-3 K			0-3 K	2	0	1	0	0	0	2					
Tom Hume, R (4.1)		1-2 2-H		1-2		0-3 K			0-3 K	0	0	0	0	0	0	0					
Luis Aquayo, R (6.6) OBP: 0.297, SLG: 0.538		1-2 2-H		1-2		0-3 K			0-3 K	3	0	0	0	0	3	2					
<b>Inning Stats</b>	R: 1 E: 0 K: 0 S: 4	H: 2 LOB: 0 BB: 0 P: 4	R: 0 E: 0 K: 1 S: 6	H: 2 LOB: 2 BB: 1 P: 10	R: 0 E: 0 K: 0 S: 3	H: 0 LOB: 0 BB: 0 P: 3	R: 1 E: 0 K: 1 S: 6	H: 1 LOB: 2 BB: 2 P: 14	R: 0 E: 0 K: 1 S: 5	H: 0 LOB: 2 BB: 0 P: 7	R: 3 E: 0 K: 1 S: 10	H: 5 LOB: 3 BB: 1 P: 14	R: 0 E: 0 K: 2 S: 7	H: 0 LOB: 0 BB: 0 P: 7	R: 2 E: 0 K: 1 S: 9	H: 4 LOB: 2 BB: 0 P: 9		1B: 10 2B: 3 3B: 0 HR: 1	SF: 1 SAC: 0 DP: 0 HBP: 0	WP: 1 PB: 0 SB: 0 CS: 0	PA: 45
<b>PITCHER</b>	IP WLS BF H R ER SO BB IBB HBP BLK WP HR S P ERA WHIP	IP WLS BF H R ER SO BB IBB HBP BLK WP HR S P ERA WHIP	IP WLS BF H R ER SO BB IBB HBP BLK WP HR S P ERA WHIP	IP WLS BF H R ER SO BB IBB HBP BLK WP HR S P ERA WHIP	IP WLS BF H R ER SO BB IBB HBP BLK WP HR S P ERA WHIP	IP WLS BF H R ER SO BB IBB HBP BLK WP HR S P ERA WHIP	IP WLS BF H R ER SO BB IBB HBP BLK WP HR S P ERA WHIP	IP WLS BF H R ER SO BB IBB HBP BLK WP HR S P ERA WHIP	IP WLS BF H R ER SO BB IBB HBP BLK WP HR S P ERA WHIP	IP WLS BF H R ER SO BB IBB HBP BLK WP HR S P ERA WHIP	IP WLS BF H R ER SO BB IBB HBP BLK WP HR S P ERA WHIP	IP WLS BF H R ER SO BB IBB HBP BLK WP HR S P ERA WHIP	IP WLS BF H R ER SO BB IBB HBP BLK WP HR S P ERA WHIP	IP WLS BF H R ER SO BB IBB HBP BLK WP HR S P ERA WHIP	IP WLS BF H R ER SO BB IBB HBP BLK WP HR S P ERA WHIP	IP WLS BF H R ER SO BB IBB HBP BLK WP HR S P ERA WHIP	IP WLS BF H R ER SO BB IBB HBP BLK WP HR S P ERA WHIP	IP WLS BF H R ER SO BB IBB HBP BLK WP HR S P ERA WHIP	IP WLS BF H R ER SO BB IBB HBP BLK WP HR S P ERA WHIP	IP WLS BF H R ER SO BB IBB HBP BLK WP HR S P ERA WHIP	IP WLS BF H R ER SO BB IBB HBP BLK WP HR S P ERA WHIP

Batter	1	2	3	4	5	6	7	8	9	AB	R	H	RBI	BB	SO	LOB	BOTTOM				
Dave Martinez, L (1.8) OBP: 0.379, SLG: 0.341	0-0 1B FC5-2		0-0 HR		0-0 1B		0-0 SH1-3		0-0 4-3	3	1	3	0	0	0	0	<b>Philadelphia Phillies @ Chicago Cubs</b> Wrigley Field, Chicago, IL Thu Jun 18 1987, 3:33 AM CDT Att: 22,870 - Unknown  livebaseballscores.com  <b>AB 35</b> <b>R 9</b> <b>H 13</b> <b>RBI 9</b> <b>BB 2</b> <b>SO 7</b> <b>LOB 13</b>				
Bob Demier, R (6. PH) OBP: 0.391, SLG: 0.524	0-0 1B		0-0 1B		1-2 1B		0-0 2-3		0-3 K	1	0	0	0	0	0	0					
Rafael Palmeiro, L (1.7) OBP: 0.636, SLG: 1.333	0-0 1B FC5-2		0-0 HR		4-0 1B		0-0 SF8		0-3 K	3	1	2	3	1	1	0					
Lee Smith, R (9.1)	0-0 1B F9-2		0-0 HR		1-2 2-3 BB		0-0 3-H		0-0 K2-3	0	0	0	0	0	1	5					
Andre Dawson, R (1.9) OBP: 0.331, SLG: 0.584	0-0 FC5-2		0-0 F7		0-0 L3		0-0 K2-3		0-0 5-3	5	0	0	0	0	1	5					
Leon Durham, L (1.3) OBP: 0.373, SLG: 0.540	0-0 F9-2		0-0 HR		0-0 1B		0-0 L6		0-0 L6	3	2	2	0	0	0	2					
Manny Trillo, R (7.3) OBP: 0.310, SLG: 0.424	0-0 3-H		0-0 HR		0-0 6-3 2B		0-0 6-3		0-0 6-3	1	0	0	0	0	0	0					
Keith Moreland, R (1.5) OBP: 0.271, SLG: 0.402		0-3 K		0-0 HR		0-0 2-3 1B		0-0 6-3		4	1	2	2	0	1	0					
Jody Davis, R (1.2) OBP: 0.320, SLG: 0.438		0-3 K		0-0 F2		0-3 K		0-3 K		1	0	0	0	0	1	0					
Jim Sundberg, R (3.2) OBP: 0.347, SLG: 0.366		0-3 K		0-0 F2		0-3 K		0-3 K		3	0	0	0	0	2	2					
Paul Noce, R (1.4) OBP: 0.357, SLG: 0.490		0-0 2B		0-0 B1-3		0-0 6-3		0-0 HR		4	1	2	1	0	0	1					
Mike Brumley, S (1.6) OBP: 0.154, SLG: 0.091		0-3 K		0-0 E4		0-0 4-3		0-0 HR		3	1	0	0	1	1	2					
Rick Sutcliffe, L (1.1) OBP: 0.275, SLG: 0.235		0-0 F5		0-0 F8		0-0 SH1-3		0-0 HR		3	1	1	0	0	0	1					
Frank DiPino, L (7.1)		0-0 F5		0-0 F8		0-0 SH1-3		0-0 HR		0	0	0	0	0	0	0					
Ed Lynch, R (7.1)		0-0 F5		0-0 F8		0-0 SH1-3		0-0 HR		0	0	0	0	0	0	0					
Jerry Mumphrey, S (8. PH) OBP: 0.111, SLG: 0.111		0-0 F5		0-0 F8		0-0 SH1-3		0-0 HR		1	1	1	3	0	0	0					
Ron Davis, R (9.1)		0-0 F5		0-0 F8		0-0 SH1-3		0-0 HR		0	0	0	0	0	0	0					
Brian Dayett, R (9.7) OBP: 0.400, SLG: 0.670		0-0 F5		0-0 F8		0-0 SH1-3		0-0 HR		0	0	0	0	0	0	0					
<b>Inning Stats</b>	R: 0 E: 0 K: 0 S: 4	H: 2 LOB: 1 BB: 0 P: 4	R: 0 E: 0 K: 3 S: 10	H: 1 LOB: 0 BB: 0 P: 10	R: 4 E: 0 K: 0 S: 7	H: 4 LOB: 0 BB: 0 P: 7	R: 0 E: 0 K: 0 S: 5	H: 1 LOB: 3 BB: 1 P: 9	R: 1 E: 0 K: 1 S: 7	H: 2 LOB: 1 BB: 0 P: 7	R: 1 E: 0 K: 1 S: 6	H: 1 LOB: 0 BB: 0 P: 6	R: 0 E: 0 K: 1 S: 5	H: 0 LOB: 0 BB: 0 P: 5	R: 3 E: 0 K: 1 S: 7	H: 2 LOB: 1 BB: 1 P: 11	1B: 6 2B: 5 3B: 0 HR: 3	SF: 1 SAC: 1 DP: 1 HBP: 0	WP: 0 PB: 0 SB: 0 CS: 0	PA: 39	
<b>PITCHER</b>	IP WLS BF H R ER SO BB IBB HBP BLK WP HR S P ERA WHIP	IP WLS BF H R ER SO BB IBB HBP BLK WP HR S P ERA WHIP	IP WLS BF H R ER SO BB IBB HBP BLK WP HR S P ERA WHIP	IP WLS BF H R ER SO BB IBB HBP BLK WP HR S P ERA WHIP	IP WLS BF H R ER SO BB IBB HBP BLK WP HR S P ERA WHIP	IP WLS BF H R ER SO BB IBB HBP BLK WP HR S P ERA WHIP	IP WLS BF H R ER SO BB IBB HBP BLK WP HR S P ERA WHIP	IP WLS BF H R ER SO BB IBB HBP BLK WP HR S P ERA WHIP	IP WLS BF H R ER SO BB IBB HBP BLK WP HR S P ERA WHIP	IP WLS BF H R ER SO BB IBB HBP BLK WP HR S P ERA WHIP	IP WLS BF H R ER SO BB IBB HBP BLK WP HR S P ERA WHIP	IP WLS BF H R ER SO BB IBB HBP BLK WP HR S P ERA WHIP	IP WLS BF H R ER SO BB IBB HBP BLK WP HR S P ERA WHIP	IP WLS BF H R ER SO BB IBB HBP BLK WP HR S P ERA WHIP	IP WLS BF H R ER SO BB IBB HBP BLK WP HR S P ERA WHIP	IP WLS BF H R ER SO BB IBB HBP BLK WP HR S P ERA WHIP	IP WLS BF H R ER SO BB IBB HBP BLK WP HR S P ERA WHIP	IP WLS BF H R ER SO BB IBB HBP BLK WP HR S P ERA WHIP	IP WLS BF H R ER SO BB IBB HBP BLK WP HR S P ERA WHIP	IP WLS BF H R ER SO BB IBB HBP BLK WP HR S P ERA WHIP	IP WLS BF H R ER SO BB IBB HBP BLK WP HR S P ERA WHIP





Batter	1	2	3	4	5	6	7	8	9	AB	R	H	RBI	BB	SO	LOB	TOP		
Milt Thompson, L (1, 8) OBP: 0.313, SLG: 0.356	1-3		K		1-3			4-3		4	0	0	0	0	1	2	Philadelphia Phillies @ New York Mets Shea Stadium, Flushing, NY Fri Jun 19 1987, 7:05 PM EDT Att: 46,824 - Unknown		
Greg Gross, L (1, 7) OBP: 0.393, SLG: 0.360	3-1		4-3			L7		4-3		4	0	0	0	0	0	0			
Juan Samuel, R (1, 4) Jeff Calhoun, L (8, 1)	F9			F8		6-3		4-3		4	0	0	0	0	0	0			
Mike Schmidt, R (1, 5) OBP: 0.392, SLG: 0.617		1B BB		1-3		WP 1B		G3 1B		3	1	2	0	1	0	0			
Von Hayes, L (1, 3) OBP: 0.427, SLG: 0.447	F6		G3			1-2 BB		G3		3	0	0	0	1	0	2			
Glenn Wilson, R (1, 9) OBP: 0.314, SLG: 0.446	1-2 1B				F9		F9	5-3 1B		4	0	2	1	0	0	2			
Lance Parrish, R (1, 2) OBP: 0.278, SLG: 0.333	K				FC1-6 1B		5-3	5-3		4	0	1	0	0	1	3			
Steve Jeltz, S (1, 6) OBP: 0.283, SLG: 0.207	1-3				FC1-6 BB		F7	6-3		4	0	0	0	0	0	4			
Don Carman, L (1, 1) John Kuzsall, R (5, PH) Tom Hume, R (5, 1) Rick Schu, R (7, PH) Dan Schatzeder, L (7, 1) Luis Aguayo, R (8, 4)			K			1-2 BB		6-3		1	0	0	0	0	1	0			
Inning Stats	R: 0 E: 0 K: 0 S: 3	H: 0 LOB: 0 BB: 0 P: 3	R: 0 E: 0 K: 1 S: 6	H: 1 LOB: 2 BB: 1 P: 10	R: 0 E: 0 K: 2 S: 7	H: 0 LOB: 0 BB: 0 P: 7	R: 0 E: 0 K: 0 S: 3	H: 0 LOB: 0 BB: 0 P: 3	R: 0 E: 0 K: 0 S: 4	H: 1 LOB: 2 BB: 1 P: 8	R: 0 E: 0 K: 0 S: 3	H: 0 LOB: 0 BB: 0 P: 3	R: 0 E: 0 K: 0 S: 3	H: 0 LOB: 1 BB: 0 P: 5	R: 1 E: 0 K: 0 S: 5	H: 2 LOB: 1 BB: 0 P: 5		1B: 5 2B: 0 3B: 0 HR: 0	SF: 0 SAC: 0 DP: 0 HBP: 0
PITCHER John Mitchell, R (1, 1) ERA: 3.63	IP: 9.0 WLS: W BF: 35 H: 5 R: 1 ER: 1 SO: 3 BB: 3 IBB: 0 HBP: 0 BLK: 0 WP: 1 HR: 0 S: 38 P: 50 ERA: 1.00 WHIP: 0.889																		

Batter	1	2	3	4	5	6	7	8	9	AB	R	H	RBI	BB	SO	LOB	BOTTOM		
Mookie Wilson, S (1, 8) OBP: 0.369, SLG: 0.547	K		HR	L3			K	F9		5	1	1	1	0	2	2	Philadelphia Phillies @ New York Mets Shea Stadium, Flushing, NY Fri Jun 19 1987, 7:05 PM EDT Att: 46,824 - Unknown		
Keith Miller, R (1, 4) OBP: 0.444, SLG: 0.529	L8		5-3		F8		1B 1B	F8		5	1	1	0	0	0	1			
Keith Hernandez, L (1, 3) OBP: 0.379, SLG: 0.465	F8			1B	L4		FC4-6 1B 1B			4	1	2	1	0	0	0			
Gary Carter, R (1, 2) OBP: 0.315, SLG: 0.414		E5 HR	L7			BB	FC4-6 1B			3	1	1	1	1	0	1			
Darryl Strawberry, L (1, 9) OBP: 0.397, SLG: 0.644	F9		F6		F5		FC4-6 1B			4	0	0	0	0	0	5			
Kevin McReynolds, R (1, 7) OBP: 0.336, SLG: 0.520	F9			HR			F8			4	1	2	2	0	0	1			
Howard Johnson, S (1, 5) OBP: 0.325, SLG: 0.460		HR	1-3				L3	F7		4	1	1	2	0	0	2			
Rafael Santana, R (1, 6) OBP: 0.322, SLG: 0.372		HR		HR			1-3			3	1	2	1	1	0	0			
John Mitchell, R (1, 1) OBP: 0.067, SLG: 0.133	K				F9			FC6-4 BB		4	1	1	0	0	1	2			
Inning Stats	R: 0 E: 0 K: 1 S: 5	H: 0 LOB: 0 BB: 0 P: 5	R: 2 E: 1 K: 1 S: 8	H: 2 LOB: 1 BB: 0 P: 8	R: 1 E: 0 K: 0 S: 5	H: 2 LOB: 1 BB: 0 P: 5	R: 2 E: 0 K: 0 S: 5	H: 2 LOB: 0 BB: 0 P: 5	R: 0 E: 0 K: 0 S: 3	H: 0 LOB: 1 BB: 1 P: 7	R: 3 E: 0 K: 1 S: 10	H: 5 LOB: 2 BB: 0 P: 10	R: 0 E: 0 K: 0 S: 3	H: 0 LOB: 1 BB: 1 P: 7	R: 0 E: 0 K: 0 S: 3	H: 0 LOB: 1 BB: 1 P: 7		1B: 6 2B: 1 3B: 0 HR: 4	SF: 0 SAC: 0 DP: 0 HBP: 0
PITCHER Don Carman, L (1, 1) ERA: 4.46 Tom Hume, R (5, 1) ERA: 5.23 Dan Schatzeder, L (7, 1) ERA: 4.1 Jeff Calhoun, L (8, 1) ERA: 9.0	IP: 4.0 WLS: L BF: 19 H: 6 R: 5 ER: 3 SO: 2 BB: 1 IBB: 0 HBP: 0 BLK: 0 WP: 0 HR: 4 S: 23 P: 23 ERA: 6.75 WHIP: 1.500																		



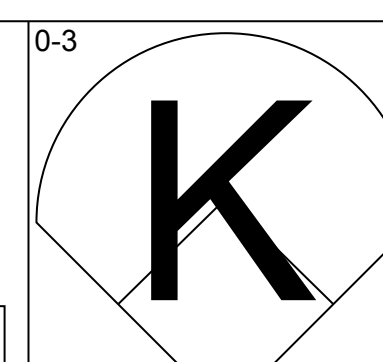
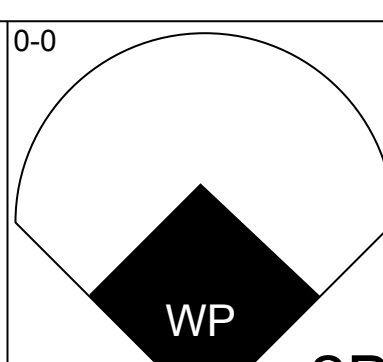
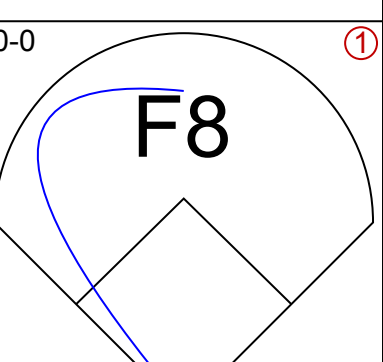
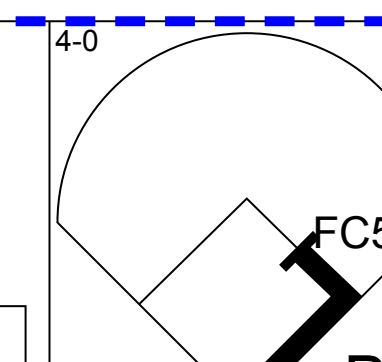
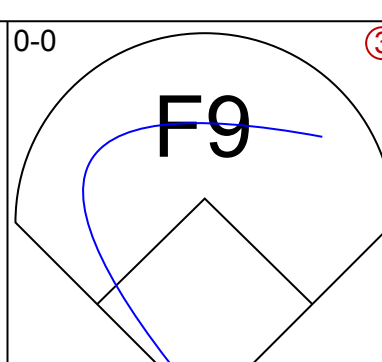
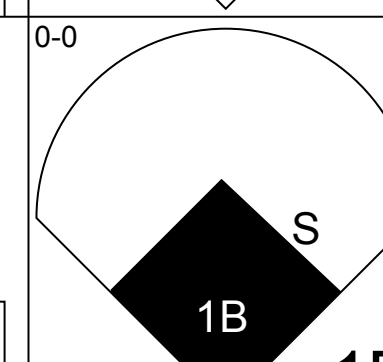
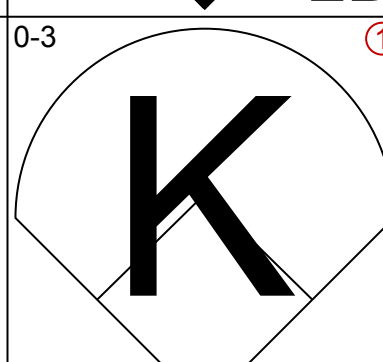
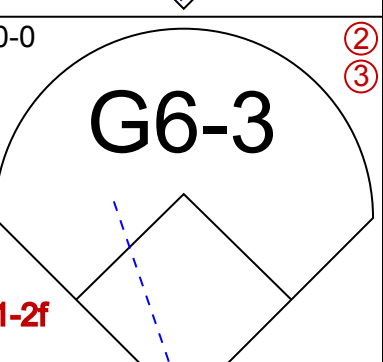
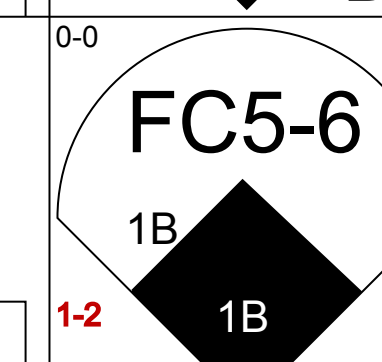
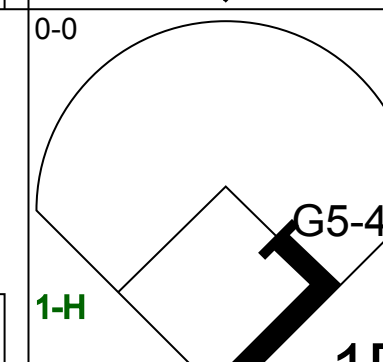
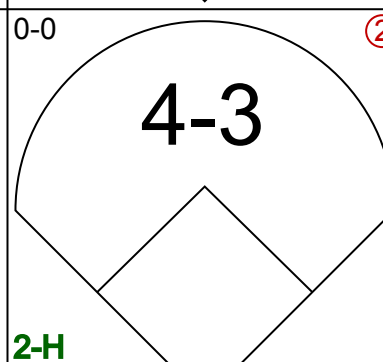
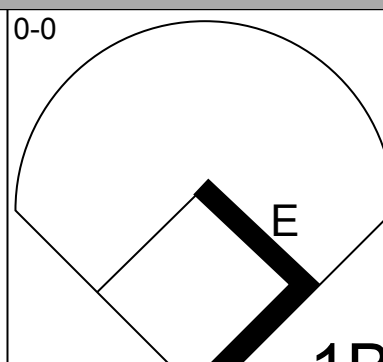
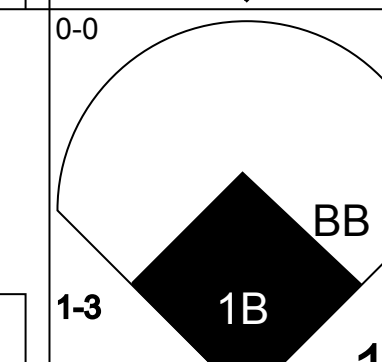
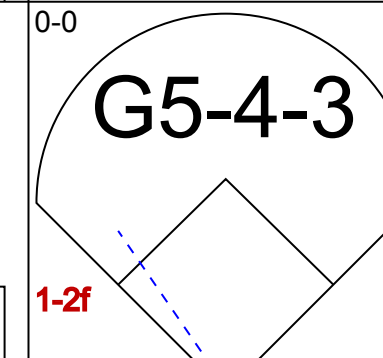
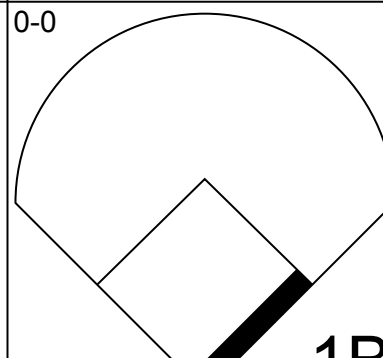
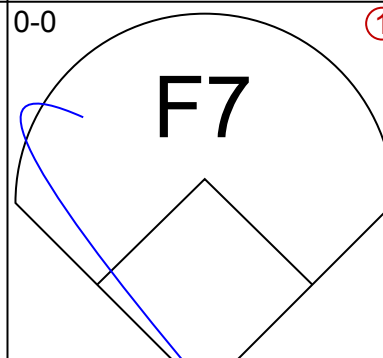
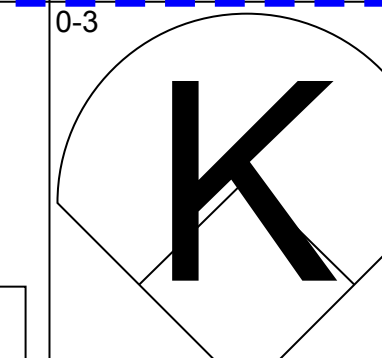
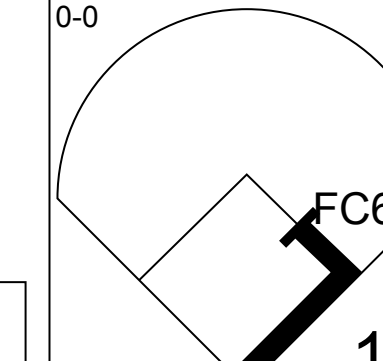
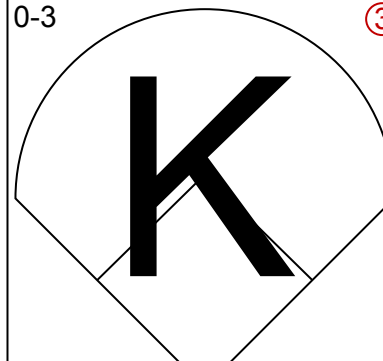
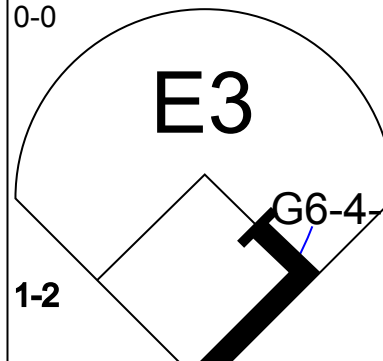
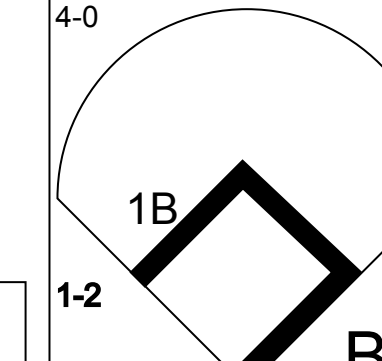
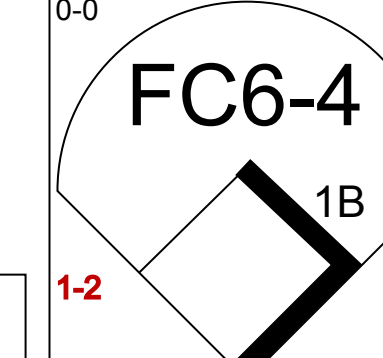
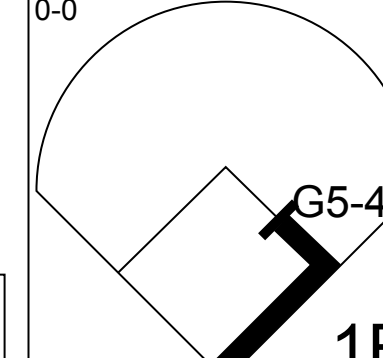
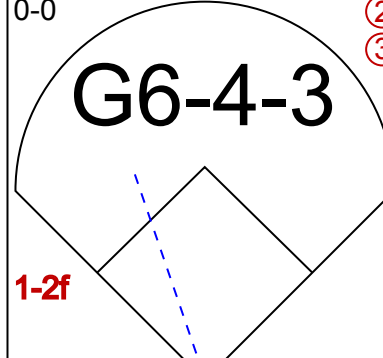
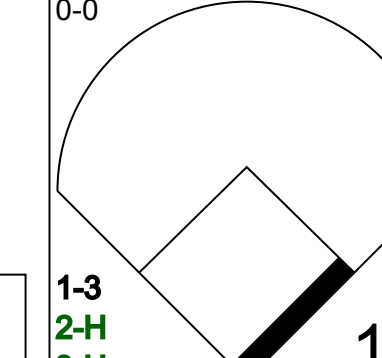
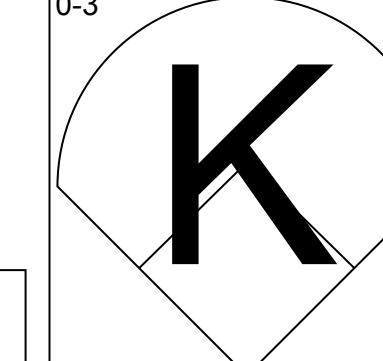
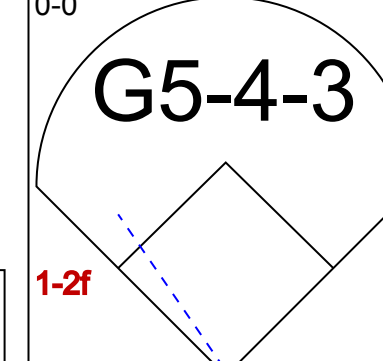
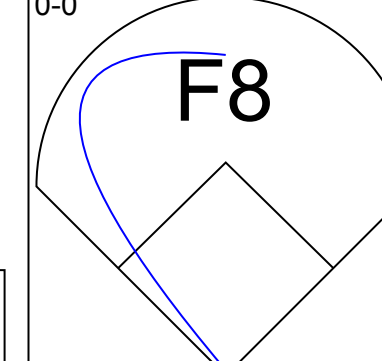
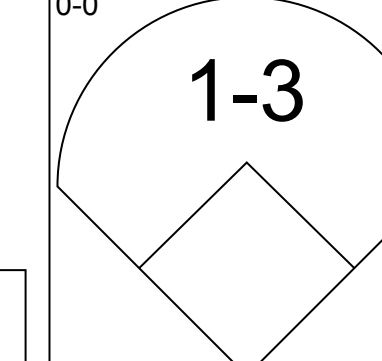
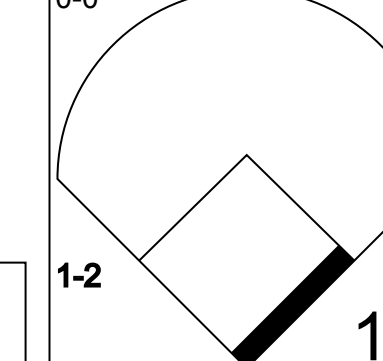
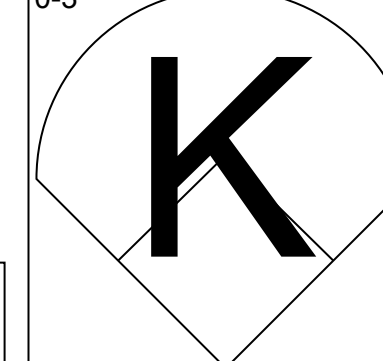
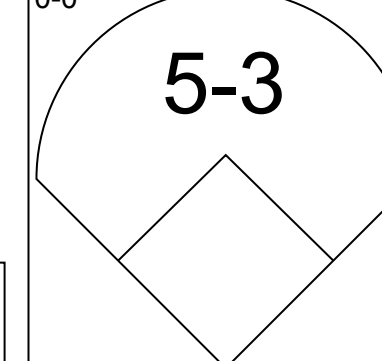
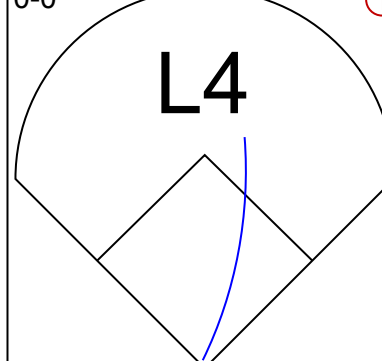
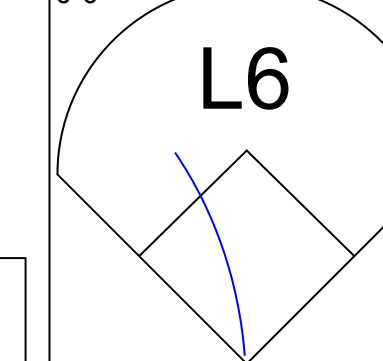
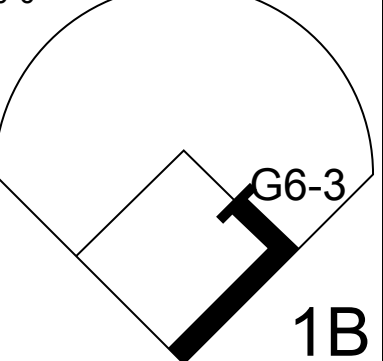
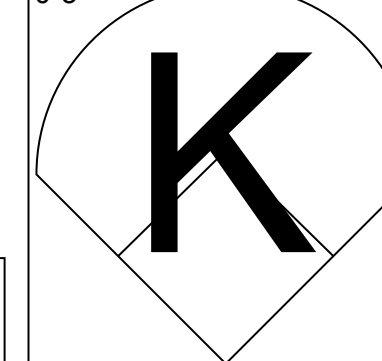

Batter	1	2	3	4	5	6	7	8	9	AB	R	H	RBI	BB	SO	LOB	TOP			
Milt Thompson, L (1, 8) OBP: 0.316, SLG: 0.362										4	0	2	0	0	0	0	Philadelphia Phillies @ New York Mets Shea Stadium, Flushing, NY Sat Jun 20 1987, 7:05 PM EDT Att: 49,043 - Unknown <a href="http://livebaseballscorecards.com">livebaseballscorecards.com</a>			
Juan Samuel, R (1, 4) OBP: 0.321, SLG: 0.490										3	0	0	0	1	0	2				
Von Hayes, L (1, 7) OBP: 0.424, SLG: 0.443										4	0	1	0	0	0	2				
Mike Schmidt, R (1, 5) OBP: 0.384, SLG: 0.602										4	0	0	0	0	0	2				
Glenn Wilson, R (1, 9) OBP: 0.313, SLG: 0.456										4	1	1	1	0	2	1				
Lance Parrish, R (1, 2) OBP: 0.275, SLG: 0.349										3	1	1	1	0	1	0				
Darren Daulton, L (1, 3) OBP: 0.306, SLG: 0.531										3	0	0	0	0	1	0				
Luis Aguayo, R (1, 6) OBP: 0.289, SLG: 0.523										3	0	0	0	0	0	0				
Steve Jeltz, S (8, 6) OBP: 0.293, SLG: 0.207										0	0	0	0	0	0	0				
Bruce Ruffin, S (1, 1) OBP: 0.067, SLG: 0.100										3	0	0	0	0	3	0				
Kent Tekulve, R (9, 1)										0	0	0	0	0	0	0				
<b>Inning Stats</b>	R: 0 E: 0 K: 0 S: 4	H: 1 LOB: 1 BB: 0 P: 4	R: 0 E: 0 K: 2 S: 7	H: 0 LOB: 0 BB: 0 P: 7	R: 0 E: 0 K: 1 S: 5	H: 0 LOB: 0 BB: 0 P: 5	R: 0 E: 0 K: 0 S: 4	H: 1 LOB: 1 BB: 0 P: 4	R: 0 E: 0 K: 0 S: 3	H: 0 LOB: 0 BB: 0 P: 3	R: 2 E: 0 K: 1 S: 7	H: 2 LOB: 0 BB: 0 P: 7	R: 0 E: 0 K: 1 S: 4	H: 0 LOB: 0 BB: 1 P: 8	R: 0 E: 0 K: 1 S: 5	H: 0 LOB: 0 BB: 0 P: 5	1B: 2 2B: 1 3B: 0 HR: 2	SF: 0 SAC: 0 DP: 0 HBP: 0	WP: 0 PB: 0 SB: 0 CS: 1	PA: 33
<b>PITCHER</b> Dwight Gooden, R (1, 1) ERA: 2.64	IP: 9.0 WLS: W BF: 32	H: 5 R: 2 ER: 2 SO: 7	BB: 1 IBB: 0 HBP: 0 BLK: 0	WP: 0 HR: 2 S: 45 P: 49	ERA: 2.00 WHIP: 0.667	<b>PITCHER</b>										IP: 9.0 WLS: W BF: 32	H: 5 R: 2 ER: 2 SO: 7	BB: 1 IBB: 0 HBP: 0 BLK: 0	WP: 0 HR: 2 S: 45 P: 49	ERA: 2.00 WHIP: 0.667

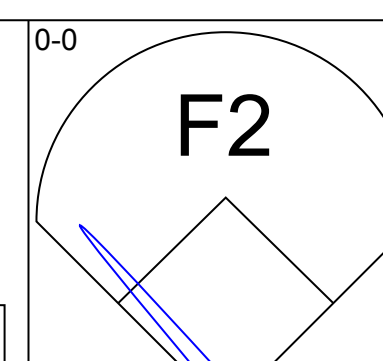
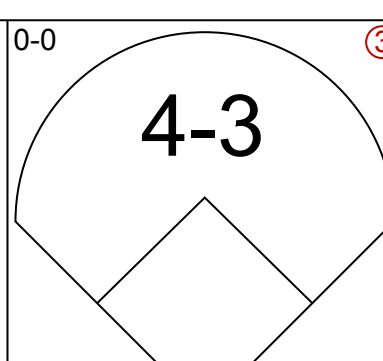
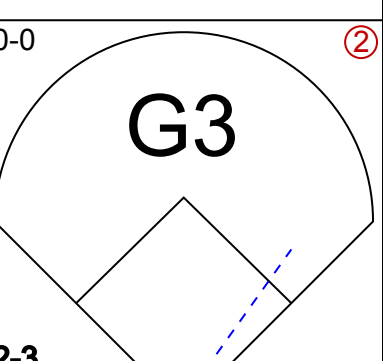
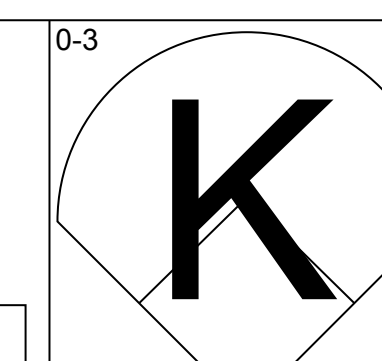
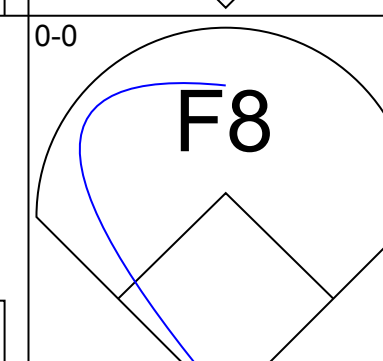
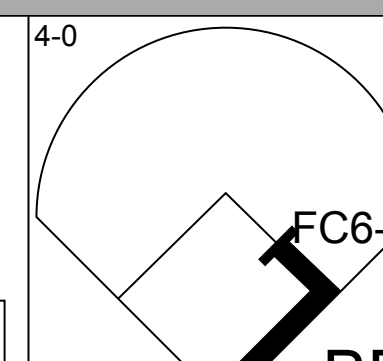
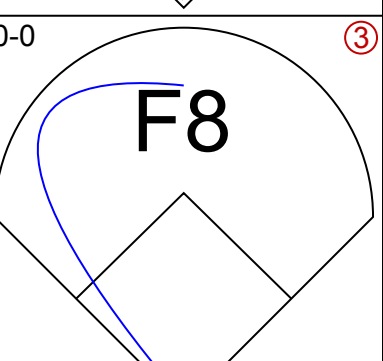
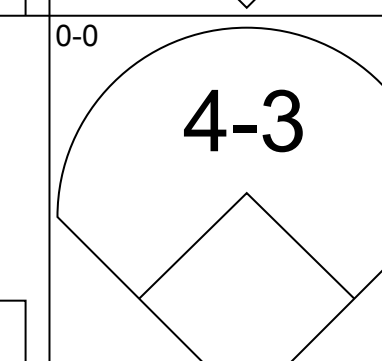

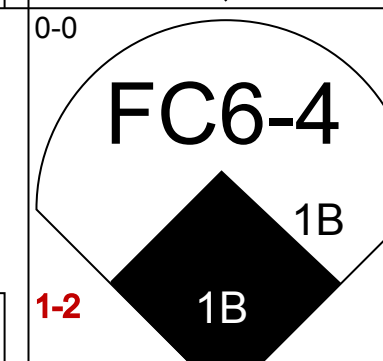
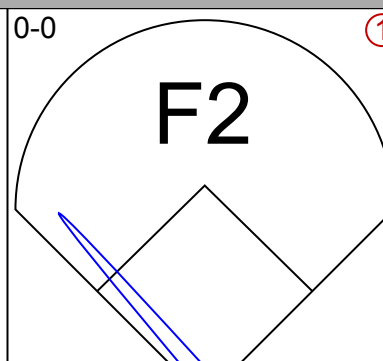
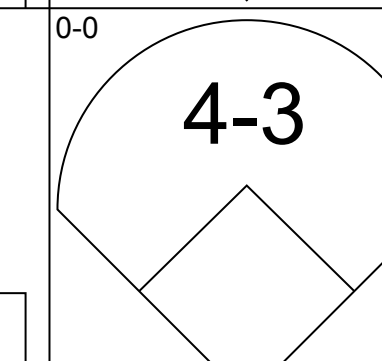
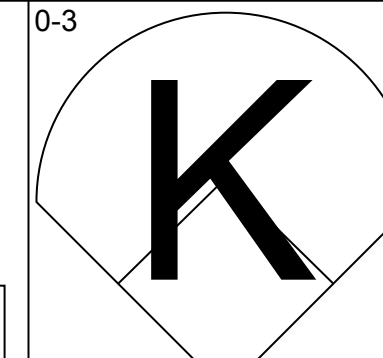
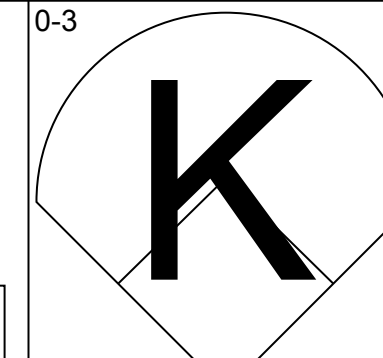
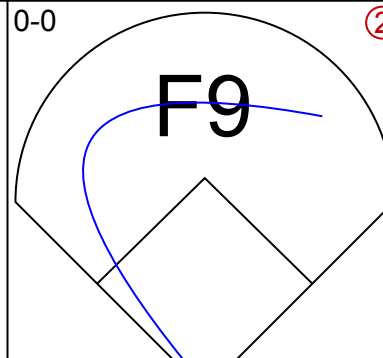
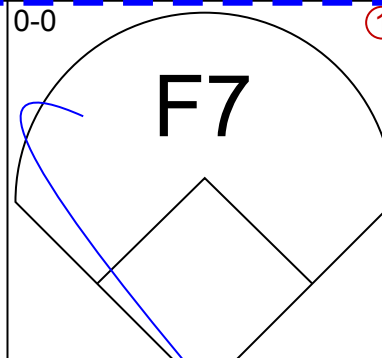
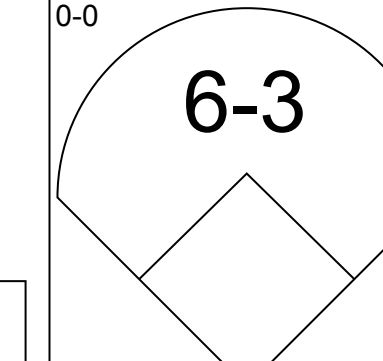
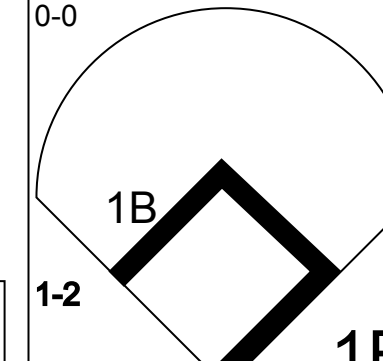

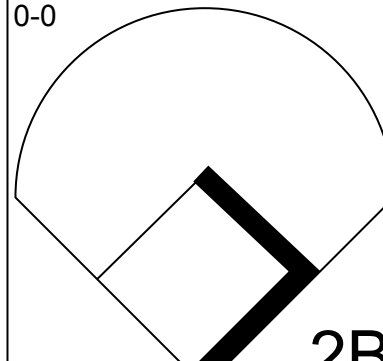
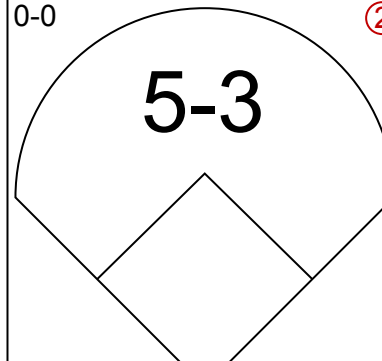
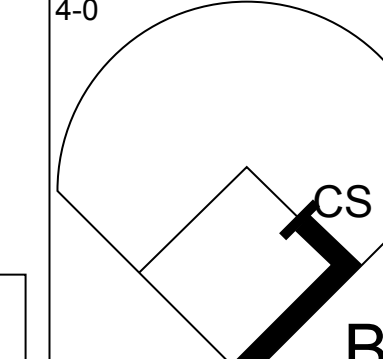
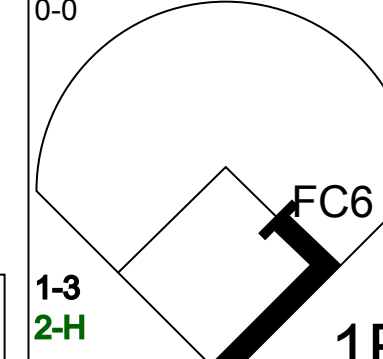

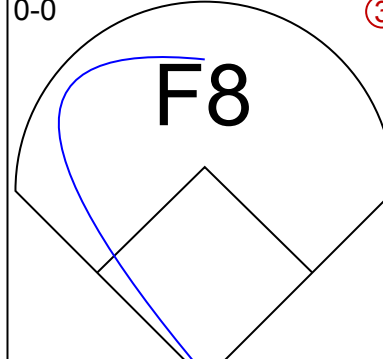
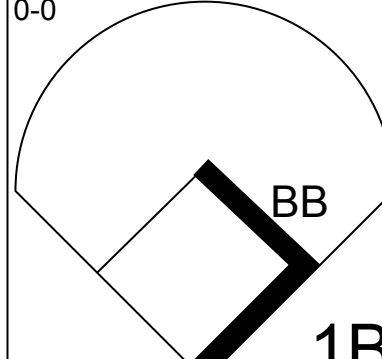

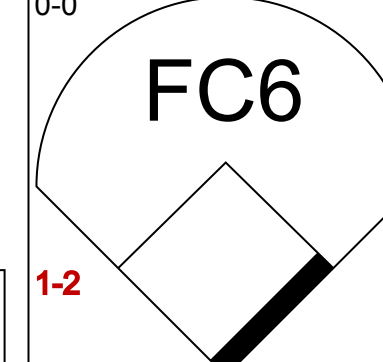
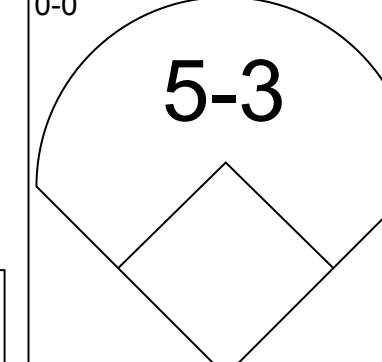
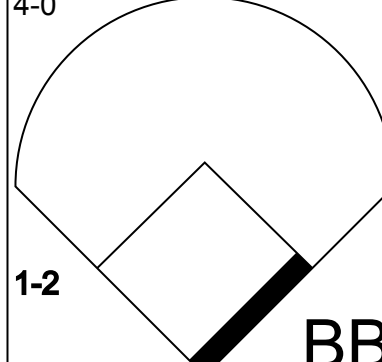
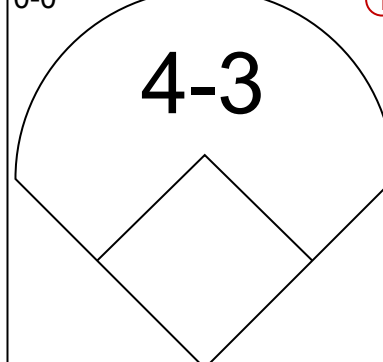
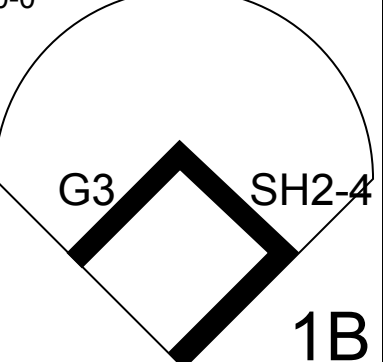
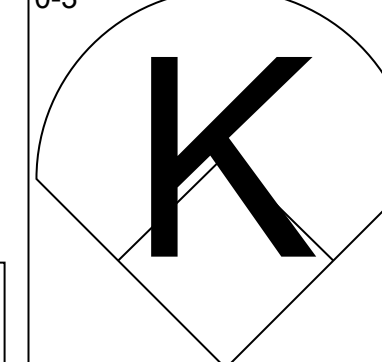
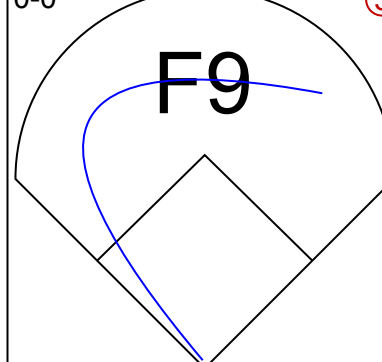


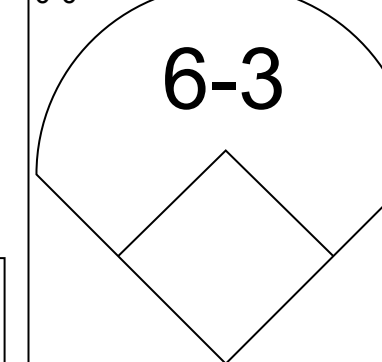
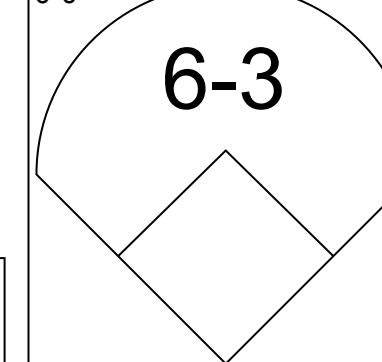
Batter	1	2	3	4	5	6	7	8	9	AB	R	H	RBI	BB	SO	LOB	BOTTOM					
Mookie Wilson, S (1, 8) OBP: 0.367, SLG: 0.537										3	0	0	0	0	1	1	Philadelphia Phillies @ New York Mets Shea Stadium, Flushing, NY Sat Jun 20 1987, 7:05 PM EDT Att: 49,043 - Unknown <a href="http://livebaseballscorecards.com">livebaseballscorecards.com</a>					
Keith Miller, R (1, 4) OBP: 0.455, SLG: 0.619										4	0	2	0	0	0	1						
Keith Hernandez, L (1, 3) OBP: 0.377, SLG: 0.462										4	0	1	0	0	1	3						
Gary Carter, R (1, 2) OBP: 0.314, SLG: 0.411										4	0	1	0	0	0	1						
Lenny Dykstra, L (9, PR) OBP: 0.352, SLG: 0.483										0	1	0	0	0	0	0						
Darryl Strawberry, L (1, 9) OBP: 0.395, SLG: 0.637										4	0	1	0	0	0	1						
Kevin McReynolds, R (1, 7) OBP: 0.335, SLG: 0.531										3	1	1	2	0	0	1						
Howard Johnson, S (1, 5) OBP: 0.333, SLG: 0.481										3	1	3	1	0	0	0						
Rafael Santana, R (1, 6) OBP: 0.317, SLG: 0.365										3	0	0	0	0	1	1						
Dwight Gooden, R (1, 1) OBP: 0.167, SLG: 0.167										3	0	1	0	0	0	1						
<b>Inning Stats</b>	R: 0 E: 0 K: 1 S: 5	H: 0 LOB: 0 BB: 0 P: 5	R: 0 E: 0 K: 0 S: 3	H: 0 LOB: 0 BB: 0 P: 3	R: 0 E: 0 K: 0 S: 3	H: 1 LOB: 0 BB: 0 P: 3	R: 0 E: 0 K: 0 S: 3	H: 1 LOB: 1 BB: 0 P: 4	R: 1 E: 0 K: 0 S: 4	H: 2 LOB: 0 BB: 0 P: 4	R: 0 E: 0 K: 1 S: 6	H: 1 LOB: 1 BB: 0 P: 6	R: 0 E: 0 K: 0 S: 3	H: 1 LOB: 0 BB: 0 P: 3	R: 1 E: 0 K: 1 S: 8	H: 3 LOB: 2 BB: 0 P: 8	R: 1 E: 1 K: 0 S: 3	H: 1 LOB: 1 BB: 0 P: 3	1B: 7 2B: 2 3B: 1 HR: 2	SF: 1 SAC: 0 DP: 2 HBP: 1	WP: 0 PB: 0 SB: 0 CS: 1	PA: 34
<b>PITCHER</b> Bruce Ruffin, L (1, 1) ERA: 5.19	IP: 8.0 WLS: L BF: 30	H: 9 R: 2 ER: 2 SO: 3	BB: 0 IBB: 0 HBP: 0 BLK: 0	WP: 0 HR: 2 S: 35 P: 36	ERA: 2.25 WHIP: 1.125	<b>PITCHER</b>										IP: 8.0 WLS: L BF: 30	H: 9 R: 2 ER: 2 SO: 3	BB: 0 IBB: 0 HBP: 0 BLK: 0	WP: 0 HR: 2 S: 35 P: 36	ERA: 2.25 WHIP: 1.125		
<b>PITCHER</b> Kent Tekulve, R (9, 1) ERA: 3.35	IP: 0.1 WLS: L BF: 3	H: 1 R: 1 ER: 0 SO: 0	BB: 0 IBB: 0 HBP: 0 BLK: 0	WP: 0 HR: 0 S: 3 P: 3	ERA: 0.00 WHIP: 3.000	<b>PITCHER</b>										IP: 0.1 WLS: L BF: 3	H: 1 R: 1 ER: 0 SO: 0	BB: 0 IBB: 0 HBP: 0 BLK: 0	WP: 0 HR: 0 S: 3 P: 3	ERA: 0.00 WHIP: 3.000		







Batter	1	2	3	4	5	6	7	8	9	AB	R	H	RBI	BB	SO	LOB	TOP										
Juan Samuel, R OBP: 0.324, SLG: 0.492 (1, 4)			 2B					 BB		4	1	1	0	1	1	1	Philadelphia Phillies @ St. Louis Cardinals Busch Stadium, St. Louis, MO Tue Jun 23 1987, 7:05 PM CDT Att: 30,455 - Unknown <a href="http://livebaseballscorecards.com">livebaseballscorecards.com</a>										
Milt Thompson, L OBP: 0.313, SLG: 0.359 (1, 8)	 1B				 1-2			 1B		4	2	1	0	0	1	3											
Von Hayes, L OBP: 0.429, SLG: 0.449 (1, 3)	 1B					 1B		 1B		4	1	3	1	0	0	0											
Mike Schmidt, R OBP: 0.379, SLG: 0.584 (1, 5)	 1-2									4	0	1	0	0	1	4											
Glenn Wilson, R OBP: 0.319, SLG: 0.455 (1, 9)		 1B				 1-2		 BB		3	0	1	0	1	1	2											
Chris James, R OBP: 0.305, SLG: 0.494 Greg Gross, L OBP: 0.406, SLG: 0.377 (8, PH) (8, 7)	 1B			 1B		 1-2		 1-3		3	0	1	0	0	0	3											
Lance Parrish, R OBP: 0.273, SLG: 0.337 (1, 2)	 1-2		 1-2							4	0	0	0	0	1	4											
Luis Aguayo, R OBP: 0.297, SLG: 0.518 (1, 6)	 1-2									4	0	1	0	0	1	0											
Shane Rawley, R OBP: 0.282, SLG: 0.289 Keith Hughes, L (9, PH) Steve Bedrosian, R (9, 1)					 1B					3	0	1	0	0	1	2											
<b>Inning Stats</b>	R: 1 E: 0 K: 1 S: 6	H: 2 LOB: 0 BB: 0 P: 6	R: 0 E: 0 K: 1 S: 7	H: 2 LOB: 2 BB: 0 P: 7	R: 1 E: 0 K: 2 S: 9	H: 2 LOB: 1 BB: 0 P: 9	R: 0 E: 0 K: 1 S: 5	H: 1 LOB: 0 BB: 0 P: 5	R: 0 E: 0 K: 0 S: 3	H: 1 LOB: 0 BB: 0 P: 3	R: 0 E: 1 K: 0 S: 4	H: 1 LOB: 1 BB: 0 P: 4	R: 0 E: 0 K: 1 S: 5	H: 0 LOB: 0 BB: 0 P: 5	R: 0 E: 0 K: 1 S: 7	H: 2 LOB: 2 BB: 2 P: 15		R: 0 E: 0 K: 1 S: 5	H: 0 LOB: 0 BB: 0 P: 5	1B: 10 2B: 1 3B: 0 HR: 0	SF: 0 SAC: 0 DP: 4 HBP: 0	WP: 2 PB: 0 SB: 1 CS: 0	PA: 37				
<b>PITCHER</b>	IP	WLS	BF	H	R	ER	SO	BB	IBB	HBP	BLK	WP	HR	S	P	ERA	WHIP										
Lee Tunnell, R ERA: 4.57 Ken Dayley, L ERA: 2.25 Bill Dawley, R ERA: 3.98	(1, 1) (8, 1) (8, 1)	7.0 0.1 1.2	L 3 7	27 1 1	9 2 0	2 2 0	6 0 2	0 1 1	0 0 0	0 0 0	0 0 0	1 0 0	0 2 10	39 6 14	39	2.57 54.00 0.00	1.286 6.000 1.200										

Batter	1	2	3	4	5	6	7	8	9	AB	R	H	RBI	BB	SO	LOB	BOTTOM										
Vince Coleman, S OBP: 0.383, SLG: 0.344 (1, 7)					 2-3					4	0	0	0	0	1	1	Philadelphia Phillies @ St. Louis Cardinals Busch Stadium, St. Louis, MO Tue Jun 23 1987, 7:05 PM CDT Att: 30,455 - Unknown <a href="http://livebaseballscorecards.com">livebaseballscorecards.com</a>										
Ozzie Smith, S OBP: 0.380, SLG: 0.343 (1, 6)				 BB						3	0	0	0	1	0	1											
Tom Herr, S OBP: 0.394, SLG: 0.385 (1, 4)				 1B						3	1	0	0	1	0	1											
Jack Clark, R OBP: 0.455, SLG: 0.657 (1, 3)										4	0	0	0	0	2	2											
Willie McGee, S OBP: 0.318, SLG: 0.446 (1, 8)				 1-2						4	0	2	0	0	0	0											
Terry Pendleton, S OBP: 0.371, SLG: 0.398 (1, 5)	 BB			 1-3					 1B	3	0	2	1	1	0	1											
José Oquendo, S OBP: 0.431, SLG: 0.385 (1, 9)	 1-2								 1-2	3	0	0	0	1	0	3											
Tony Peña, R OBP: 0.311, SLG: 0.357 (1, 2)					 SH2-4					4	0	1	0	0	1	2											
Lee Tunnell, R OBP: 0.308, SLG: 0.308 Steve Lake, R OBP: 0.311, SLG: 0.379 Ken Dayley, L Bill Dawley, R OBP: 0.364, SLG: 0.222 (1, 1) (7, PH) (8, 1) (8, 1)						 1-2				1	0	0	0	0	0	0											
<b>Inning Stats</b>	R: 0 E: 0 K: 1 S: 5	H: 0 LOB: 1 BB: 1 P: 9	R: 0 E: 0 K: 0 S: 2	H: 0 LOB: 0 BB: 1 P: 6	R: 0 E: 0 K: 0 S: 3	H: 0 LOB: 0 BB: 0 P: 3	R: 1 E: 0 K: 1 S: 7	H: 2 LOB: 2 BB: 1 P: 11	R: 0 E: 0 K: 0 S: 4	H: 1 LOB: 1 BB: 0 P: 4	R: 0 E: 0 K: 0 S: 4	H: 1 LOB: 1 BB: 0 P: 4	R: 0 E: 0 K: 1 S: 5	H: 0 LOB: 0 BB: 0 P: 5	R: 0 E: 0 K: 1 S: 7	H: 1 LOB: 2 BB: 1 P: 8		1B: 4 2B: 1 3B: 0 HR: 0	SF: 0 SAC: 1 DP: 0 HBP: 0	WP: 0 PB: 0 SB: 0 CS: 1	PA: 35						
<b>PITCHER</b>	IP	WLS	BF	H	R	ER	SO	BB	IBB	HBP	BLK	WP	HR	S	P	ERA	WHIP										
Shane Rawley, L ERA: 3.74 Steve Bedrosian, R ERA: 3.0	(1, 1) (9, 1)	8.0 1.0	W S	30 5	4 1	1 0	4 0	3 1	0 0	0 0	0 0	0 0	0 4	35 8	47	0.00 2.000	1.12 2.000										







Batter	1	2	3	4	5	6	7	8	9	AB	R	H	RBI	BB	SO	LOB	TOP
Juan Samuel, R OBP: 0.324, SLG: 0.487 (1, 4)	F8		F6			K		BB		3	0	0	0	1	1	0	Philadelphia Phillies @ St. Louis Cardinals Busch Stadium, St. Louis, MO Thu Jun 25 1987, 7:05 PM CDT Att: 38,357 - Unknown
Rick Schu, R OBP: 0.311, SLG: 0.457 (1, 5)	F8			G3 1B		G3-6-3 1B		K		4	0	2	0	0	1	2	
Von Hayes, L OBP: 0.427, SLG: 0.449 (1, 8)	BB			G3		G3-6-3		L4		3	0	0	0	1	0	2	
Mike Schmidt, R OBP: 0.379, SLG: 0.587 (1, 3)	L7			BB		G6-4-3 BB		6-3		2	0	0	0	2	0	1	
Lance Parrish, R OBP: 0.273, SLG: 0.335 (1, 2)		5-3		K		F8		1B		4	0	1	0	0	1	3	
Glenn Wilson, R OBP: 0.317, SLG: 0.453 (1, 9)	L9			K		G6-4-3		4-3		4	0	0	0	0	1	4	
Chris James, R OBP: 0.326, SLG: 0.500 (1, 7)		6-3				K		BB BB		2	0	0	0	1	1	0	
Ken Dowell, R OBP: 0.200, SLG: 0.200 (8, PH)			L6			L9		F8		2	0	0	0	0	0	0	
Luis Aguayo, R OBP: 0.295, SLG: 0.513 (8, 6)										1	0	0	0	0	0	1	
Bruce Ruffin, S OBP: 0.063, SLG: 0.094 Doug Bair, R (5, 1)		5-3				1-3		F2		2	0	0	0	0	0	0	
Jeff Calhoun, L (7, 1)										0	0	0	0	0	0	0	
John Russell, R OBP: 0.190, SLG: 0.317 Tom Hume, R (8, 1)										1	0	0	0	0	0	1	
										0	0	0	0	0	0	0	
<b>Inning Stats</b>	R: 0 E: 0 K: 0 S: 3	H: 0 LOB: 1 BB: 1 P: 7	R: 0 E: 0 K: 0 S: 3	H: 0 LOB: 0 BB: 0 P: 3	R: 0 E: 0 K: 2 S: 8	H: 1 LOB: 2 BB: 1 P: 12	R: 0 E: 0 K: 1 S: 5	H: 0 LOB: 0 BB: 0 P: 5	R: 0 E: 0 K: 0 S: 2	H: 0 LOB: 1 BB: 1 P: 6	R: 0 E: 0 K: 1 S: 5	H: 0 LOB: 2 BB: 2 P: 13	R: 0 E: 0 K: 0 S: 4	H: 1 LOB: 1 BB: 0 P: 4	1B: 3 2B: 0 3B: 0 HR: 0	SF: 0 SAC: 0 DP: 2 HBP: 0	WP: 0 PA: 33 PB: 0 SB: 0 CS: 0
<b>PITCHER</b> Greg Mathews, L ERA: 4.23 (1, 1)	IP: 9.0 WLS: W BF: 33 H: 3 R: 0 ER: 0 SO: 5 BB: 5 IBB: 0 HBP: 0 BLK: 0 WP: 0 HR: 0 S: 38 P: 58 ERA: 0.00 WHIP: 0.889											<b>PITCHER</b>	IP: 9.0 WLS: W BF: 33 H: 3 R: 0 ER: 0 SO: 5 BB: 5 IBB: 0 HBP: 0 BLK: 0 WP: 0 HR: 0 S: 38 P: 58 ERA: 0.00 WHIP: 0.889				

Batter	1	2	3	4	5	6	7	8	9	AB	R	H	RBI	BB	SO	LOB	BOTTOM	
Vince Coleman, S OBP: 0.379, SLG: 0.339 (1, 7)	G5-4-3 1B		S SH3 1B	4-3			K2-3	FC5		5	1	2	0	0	1	2	Philadelphia Phillies @ St. Louis Cardinals Busch Stadium, St. Louis, MO Thu Jun 25 1987, 7:05 PM CDT Att: 38,357 - Unknown	
Ozzie Smith, S OBP: 0.376, SLG: 0.349 (1, 6)	G5-4-3 1-2		SH3			G3 FC5-2-5 2B	E5 FC5 S			3	0	1	0	0	0	1		
Tom Herr, S OBP: 0.398, SLG: 0.389 (1, 4)	1B		1B S BB			G3	K			3	0	1	0	1	1	2		
Jack Clark, R OBP: 0.453, SLG: 0.658 (1, 3)	K		G4-3 1B			FC6-2-5	FC5 IBB			3	0	1	1	1	1	2		
Willie McGee, S OBP: 0.319, SLG: 0.442 (1, 8)		4-3	G4-3			1-3	FC5			4	0	0	0	0	0	5		
Terry Pendleton, S OBP: 0.381, SLG: 0.422 (1, 5)		FC3-6 1B		1-3 1B		S BB		4-3 FC		3	2	3	0	1	0	0		
Tony Peña, R OBP: 0.315, SLG: 0.358 (1, 2)		FC3-6 1B		1-3		F6		4-3		4	0	1	0	0	0	3		
Tito Landrum, R OBP: 0.314, SLG: 0.227 Curt Ford, L OBP: 0.347, SLG: 0.457 (6, PH) (7, 9)	FC3-6		SH1-4 1B			K		FC FC5 SH1-4		2	0	1	1	0	0	2		
Greg Mathews, R OBP: 0.286, SLG: 0.296 (1, 1)	K		SH1-4			4-3		SH1-4		2	0	0	0	0	1	3		
<b>Inning Stats</b>	R: 0 E: 0 K: 1 S: 6	H: 2 LOB: 1 BB: 0 P: 6	R: 0 E: 0 K: 1 S: 7	H: 2 LOB: 2 BB: 0 P: 7	R: 1 E: 0 K: 0 S: 4	H: 2 LOB: 1 BB: 1 P: 8	R: 0 E: 0 K: 0 S: 5	H: 1 LOB: 1 BB: 0 P: 4	R: 0 E: 0 K: 1 S: 5	H: 0 LOB: 1 BB: 1 P: 9	R: 0 E: 1 K: 2 S: 8	H: 0 LOB: 2 BB: 1 P: 12	R: 1 E: 0 K: 0 S: 5	H: 1 LOB: 1 BB: 0 P: 5	1B: 8 2B: 2 3B: 0 HR: 0	SF: 0 SAC: 3 DP: 2 HBP: 0		WP: 0 PA: 37 PB: 0 SB: 4 CS: 0
<b>PITCHER</b> Bruce Ruffin, L ERA: 5.13 Doug Bair, R ERA: 5.4 Jeff Calhoun, L ERA: 5.4 Tom Hume, R ERA: 5.45 (1, 1)	IP: 5.13 WLS: L BF: 21 H: 9 R: 2 ER: 2 SO: 2 BB: 1 IBB: 0 HBP: 0 BLK: 0 WP: 0 HR: 0 S: 24 P: 28 ERA: 4.15 WHIP: 2.308											<b>PITCHER</b>	IP: 5.13 WLS: L BF: 21 H: 9 R: 2 ER: 2 SO: 2 BB: 1 IBB: 0 HBP: 0 BLK: 0 WP: 0 HR: 0 S: 24 P: 28 ERA: 4.15 WHIP: 2.308					

AB 28  
R 0  
H 3  
RBI 0  
BB 5  
SO 5  
LOB 14



AB 31  
R 3  
H 10  
RBI 3  
BB 3  
SO 5  
LOB 21





Batter	1	2	3	4	5	6	7	8	9	AB	R	H	RBI	BB	SO	LOB	TOP			
Lenny Dykstra, L OBP: 0.347, SLG: 0.472 (1, 8)										5	0	2	0	0	0	2				
Keith Miller, R OBP: 0.368, SLG: 0.486 Kevin McReynolds, R OBP: 0.331, SLG: 0.516 Bill Almon, R OBP: 0.268, SLG: 0.263 (1, 4) (7, PH) (7, 4)										2	0	1	0	0	0	0				
Keith Hernandez, L OBP: 0.375, SLG: 0.450 Jeff Innis, R OBP: 0.308, SLG: 0.396 (1, 3) (7, 1) (9, PH)										4	0	0	0	0	0	4				
Darryl Strawberry, L OBP: 0.392, SLG: 0.613 (1, 9)										2	0	0	0	2	1	1				
Lee Mazzilli, S OBP: 0.417, SLG: 0.574 (1, 7) (7, 3)										4	0	0	0	0	5					
Howard Johnson, S OBP: 0.341, SLG: 0.483 (1, 6)										4	1	2	1	0	0	0				
Dave Magadan, L OBP: 0.358, SLG: 0.430 (1, 5)										4	0	1	0	0	2	2				
Barry Lyons, R OBP: 0.308, SLG: 0.393 (1, 2)										4	1	1	0	0	1	3				
Sid Fernandez, L OBP: 0.226, SLG: 0.276 Clint Hurdle, L OBP: 0.333, SLG: 0.333 Doug Sisk, R OBP: 0.368, SLG: 0.540 (1, 1) (5, PH) (5, 1) (7, PH) (7, 7)										1	0	1	0	0	0	0				
<b>Inning Stats</b>	R: 0 E: 0 K: 0 S: 4	H: 1 LOB: 2 BB: 1 P: 8	R: 0 E: 0 K: 0 S: 5	H: 2 LOB: 2 BB: 0 P: 5	R: 0 E: 0 K: 0 S: 4	H: 1 LOB: 1 BB: 0 P: 4	R: 0 E: 0 K: 1 S: 5	H: 0 LOB: 0 BB: 0 P: 5	R: 0 E: 0 K: 1 S: 5	H: 0 LOB: 0 BB: 0 P: 5	R: 2 E: 0 K: 1 S: 9	H: 4 LOB: 2 BB: 0 P: 9	R: 0 E: 0 K: 1 S: 6	H: 1 LOB: 2 BB: 1 P: 10	R: 0 E: 0 K: 2 S: 8	H: 1 LOB: 1 BB: 0 P: 8	1B: 7 2B: 2 3B: 0 HR: 1	SF: 0 SAC: 1 DP: 0 HBP: 0	WP: 0 PB: 0 SB: 0 CS: 1	PA: 39
<b>PITCHER</b>	IP WLS BF H R ER SO BB IBB HBP BLK WP HR S P ERA WHIP	Kevin Gross, R ERA: 4.36 Jeff Calhoun, L ERA: 4.91 Steve Bedrosian, R ERA: 2.84	IP WLS BF H R ER SO BB IBB HBP BLK WP HR S P ERA WHIP	PITCHER	IP WLS BF H R ER SO BB IBB HBP BLK WP HR S P ERA WHIP	Kevin Gross, R ERA: 4.36 Jeff Calhoun, L ERA: 4.91 Steve Bedrosian, R ERA: 2.84														

New York Mets @ Philadelphia Phillies  
Veterans Stadium, Philadelphia, PA  
Fri Jun 26 1987, 7:05 PM EDT  
Att: 36,263 - Unknown

AB	36
R	2
H	10
RBI	2
BB	2
SO	7
LOB	20



Batter	1	2	3	4	5	6	7	8	9	AB	R	H	RBI	BB	SO	LOB	BOTTOM			
Juan Samuel, R OBP: 0.320, SLG: 0.480 (1, 4)										4	0	0	0	0	2	1				
Rick Schu, R OBP: 0.308, SLG: 0.449 (1, 5)										4	1	1	0	0	0	0				
Von Hayes, L OBP: 0.421, SLG: 0.440 (1, 8)										4	0	0	0	0	0	1				
Mike Schmidt, R OBP: 0.376, SLG: 0.580 (1, 3)										4	1	1	0	0	1	1				
Lance Parrish, R OBP: 0.281, SLG: 0.355 (1, 2)										3	2	2	2	0	1	0				
Glenn Wilson, R OBP: 0.319, SLG: 0.453 (1, 9)										4	0	2	0	0	0	2				
Chris James, R OBP: 0.333, SLG: 0.506 (1, 7)										3	1	1	1	1	1	2				
Luis Aguayo, R OBP: 0.288, SLG: 0.500 (1, 6)										3	0	0	0	0	2	4				
Kevin Gross, R OBP: 0.148, SLG: 0.148 Jeff Calhoun, L OBP: 0.409, SLG: 0.382 Steve Bedrosian, R OBP: 0.368, SLG: 0.540 (1, 1) (7, 1) (7, PH) (8, 1)										2	0	1	2	0	0	0				
<b>Inning Stats</b>	R: 0 E: 0 K: 0 S: 3	H: 0 LOB: 0 BB: 0 P: 3	R: 3 E: 0 K: 2 S: 11	H: 4 LOB: 1 BB: 0 P: 11	R: 2 E: 0 K: 0 S: 6	H: 3 LOB: 2 BB: 1 P: 10	R: 0 E: 0 K: 0 S: 3	H: 0 LOB: 0 BB: 0 P: 3	R: 0 E: 0 K: 1 S: 5	H: 0 LOB: 0 BB: 0 P: 5	R: 0 E: 0 K: 1 S: 5	H: 0 LOB: 0 BB: 0 P: 5	R: 0 E: 0 K: 2 S: 8	H: 1 LOB: 2 BB: 0 P: 9	R: 0 E: 0 K: 2 S: 8	H: 1 LOB: 2 BB: 0 P: 9	1B: 6 2B: 1 3B: 0 HR: 1	SF: 0 SAC: 0 DP: 0 HBP: 1	WP: 0 PB: 0 SB: 0 CS: 0	PA: 34
<b>PITCHER</b>	IP WLS BF H R ER SO BB IBB HBP BLK WP HR S P ERA WHIP	Sid Fernandez, L ERA: 3.17 Doug Sisk, R ERA: 3.66 Jeff Innis, R ERA: 4.05	IP WLS BF H R ER SO BB IBB HBP BLK WP HR S P ERA WHIP	PITCHER	IP WLS BF H R ER SO BB IBB HBP BLK WP HR S P ERA WHIP	Sid Fernandez, L ERA: 3.17 Doug Sisk, R ERA: 3.66 Jeff Innis, R ERA: 4.05														

New York Mets @ Philadelphia Phillies  
Veterans Stadium, Philadelphia, PA  
Fri Jun 26 1987, 7:05 PM EDT  
Att: 36,263 - Unknown

AB	32
R	5
H	8
RBI	5
BB	1
SO	7
LOB	11









Batter	1	2	3	4	5	6	7	8	9	AB	R	H	RBI	BB	SO	LOB	TOP																			
Mookie Wilson, S OBP: 0.372, SLG: 0.541	0-0 6-3		0-0 1B		0-0 6-3			0-0 6-3		4	0	1	0	0	0	0	<b>New York Mets @ Philadelphia Phillies</b> Veterans Stadium, Philadelphia, PA Sun Jun 28 1987, 3:33 AM EDT Att: 52,206 - Unknown																			
Bill Almon, R OBP: 0.244, SLG: 0.238	0-0 F8		0-3 K			0-0 6-3		0-3 K		4	0	0	0	0	2	1																				
Keith Hernandez, L OBP: 0.377, SLG: 0.462 Roger McDowell, R OBP: 0.400, SLG: 0.500	0-0 F6			0-0 HR		0-0 F8		0-0 1B		4	1	2	1	0	0	0																				
Gary Carter, R OBP: 0.309, SLG: 0.409		0-0 F9		0-0 HR		0-0 F9		0-0 4-3		4	1	1	1	0	0	1																				
Kevin McReynolds, R OBP: 0.331, SLG: 0.514		0-0 2B		0-0 6-3			0-0 F9		0-0 F9	4	0	1	0	0	0	0																				
Lee Mazzilli, S OBP: 0.420, SLG: 0.544	0-3 K		0-0 L4			0-0 6-3		0-0 F9		4	0	0	0	0	1	1																				
Howard Johnson, S OBP: 0.344, SLG: 0.481	0-0 6-3			0-0 F6		4-0 HR		0-3 K		3	1	0	0	1	1	1																				
Rafael Santana, R OBP: 0.318, SLG: 0.372			0-0 F4		0-0 F4		0-0 HR			3	1	1	2	0	0	0																				
Ron Darling, R OBP: 0.196, SLG: 0.226 Jesse Orosco, R OBP: 0.385, SLG: 0.603	0-0 F9		0-0 F9		0-3 K		0-3 K			3	0	0	0	0	2	0																				
<b>Inning Stats</b>	R: 0 E: 0 K: 0 S: 3	H: 0 LOB: 0 BB: 0 P: 3	R: 0 E: 0 K: 1 S: 6	H: 1 LOB: 1 BB: 0 P: 6	R: 0 E: 0 K: 1 S: 6	H: 1 LOB: 1 BB: 0 P: 6	R: 2 E: 0 K: 0 S: 5	H: 2 LOB: 0 BB: 0 P: 5	R: 0 E: 0 K: 1 S: 5	H: 0 LOB: 0 BB: 0 P: 3	R: 2 E: 0 K: 1 S: 6	H: 1 LOB: 0 BB: 1 P: 10	R: 0 E: 0 K: 1 S: 6	H: 1 LOB: 1 BB: 0 P: 6	R: 0 E: 0 K: 1 S: 5	H: 0 LOB: 0 BB: 0 P: 5	1B: 2 2B: 1 3B: 0 HR: 3	SF: 0 SAC: 0 DP: 0 HBP: 0	WP: 0 PA: 34 CS: 0																	
<b>PITCHER</b>	IP	WLS	BF	H	R	ER	SO	BB	IBB	HBP	BLK	WP	HR	S	P	ERA	WHIP	<b>PITCHER</b>		IP	WLS	BF	H	R	ER	SO	BB	IBB	HBP	BLK	WP	HR	S	P	ERA	WHIP
Don Carman, L ERA: 4.55	(1, 1)	7.0	27	5	4	4	4	1	0	0	0	0	3	34	38	5.14	0.857																			
Kent Tekulve, R ERA: 3.31	(8, 1)	1.0	4	1	0	0	1	0	0	0	0	0	0	6	6	0.00	1.000																			
Doug Bair, R ERA:	(9, 1)	1.0	W	3	0	0	0	1	0	0	0	0	0	5	5	0.00	0.000																			

AB	33
R	4
H	6
RBI	4
BB	1
SO	6
LOB	4



Batter	1	2	3	4	5	6	7	8	9	AB	R	H	RBI	BB	SO	LOB	BOTTOM																			
Juan Samuel, R OBP: 0.327, SLG: 0.477	4-0 5-3 BB		4-0 S BB			4-0 BB BB		0-0 1B PB 1B	0-0 1B 1B	2	2	2	1	3	0	0	<b>New York Mets @ Philadelphia Phillies</b> Veterans Stadium, Philadelphia, PA Sun Jun 28 1987, 3:33 AM EDT Att: 52,206 - Unknown																			
Milt Thompson, L OBP: 0.312, SLG: 0.354 Rick Schu, R OBP: 0.309, SLG: 0.446	0-0 5-3		4-0 BB			0-3 K		0-0 F8	0-0 1B	2	0	0	0	1	1	2																				
Von Hayes, L OBP: 0.411, SLG: 0.440	0-0 F7		0-0 F3			0-0 F8		0-0 L5	0-0 F7	5	0	0	0	0	7																					
Mike Schmidt, R OBP: 0.379, SLG: 0.577	0-0 F7			0-0 F7		4-0 BB		0-0 PB 1B	0-0 1B	4	1	2	1	1	0	1																				
Glenn Wilson, R OBP: 0.321, SLG: 0.451		0-3 K		0-3 K		0-3 K		0-0 1B 1B		4	0	1	1	0	3	2																				
Chris James, R OBP: 0.337, SLG: 0.533 Doug Bair, R		0-3 K		0-3 K			0-3 K	0-0 1B FC5-4		4	0	1	0	0	3	0																				
Lance Parrish, R OBP: 0.275, SLG: 0.346	0-0 F8				0-3 K		0-0 F9	0-0 FC5-4		4	0	0	0	0	1	2																				
Ken Dowell, R OBP: 0.143, SLG: 0.143 Keith Hughes, L			0-0 5-3			0-0 F8			0-0 F8	2	0	0	0	0	0	0																				
Luis Aquayo, R OBP: 0.279, SLG: 0.484									0-0 F8	1	0	0	0	0	0	0																				
Don Carman, L OBP: 0.069, SLG: 0.069 Kent Tekulve, R	(1, 1)		0-0 F7			0-0 6-3		0-0 1B	0-0 1B	2	0	0	0	0	0	0																				
Greg Gross, L OBP: 0.408, SLG: 0.417	(8, PH)							0-0 1B	0-0 1B	2	2	2	0	0	0	0																				
<b>Inning Stats</b>	R: 0 E: 0 K: 0 S: 3	H: 0 LOB: 1 BB: 1 P: 7	R: 0 E: 0 K: 2 S: 7	H: 0 LOB: 0 BB: 0 P: 7	R: 0 E: 0 K: 2 S: 7	H: 0 LOB: 0 BB: 0 P: 7	R: 0 E: 0 K: 1 S: 5	H: 0 LOB: 0 BB: 0 P: 5	R: 3 E: 0 K: 0 S: 8	H: 5 LOB: 2 BB: 0 P: 8	R: 2 E: 0 K: 0 S: 6	H: 4 LOB: 2 BB: 0 P: 6	1B: 8 2B: 0 3B: 1 HR: 0	SF: 0 SAC: 0 DP: 0 HBP: 0	WP: 0 PA: 40 CS: 0																					
<b>PITCHER</b>	IP	WLS	BF	H	R	ER	SO	BB	IBB	HBP	BLK	WP	HR	S	P	ERA	WHIP	<b>PITCHER</b>		IP	WLS	BF	H	R	ER	SO	BB	IBB	HBP	BLK	WP	HR	S	P	ERA	WHIP
Ron Darling, R ERA: 4.86	(1, 1)	7.0	28	2	2	2	8	5	0	0	0	0	0	39	59	2.57	1.000																			
Jesse Orosco, L ERA: 5.52	(8, 1)	0.2	3	1	0	0	0	0	0	0	0	0	0	3	3	0.00	1.500																			
Roger McDowell, R ERA: 4.67	(8, 1)	1.0	L	9	6	3	3	0	0	0	0	0	0	9	9	27.00	6.000																			

AB	35
R	5
H	9
RBI	4
BB	5
SO	8
LOB	15





Batter	1	2	3	4	5	6	7	8	9	AB	R	H	RBI	BB	SO	LOB	TOP								
<b>John Cangelosi, S</b> (1, 7) OBP: 0.515, SLG: 0.288										4	1	1	0	1	0	1	<b>Pittsburgh Pirates @ Philadelphia Phillies</b> <b>Veterans Stadium, Philadelphia, PA</b> Mon Jun 29 1987, 7:05 PM EDT Unknown								
<b>Al Pedrique, R</b> (1, 6) OBP: 0.255, SLG: 0.273										3	0	0	0	1	1	1									
<b>Barry Bonds, L</b> (9, PH) OBP: 0.328, SLG: 0.483										1	0	0	0	0	0	0									
<b>Mike Diaz, R</b> (1, 3) OBP: 0.310, SLG: 0.520										3	0	1	1	0	0	1									
<b>Jim Morrison, R</b> (1, 4) OBP: 0.313, SLG: 0.428										3	0	0	0	1	2	2									
<b>Terry Harper, R</b> (1, 9) OBP: 0.507, SLG: 0.394										2	1	1	0	0	0	1									
<b>R.J. Reynolds, S</b> (5, PH) OBP: 0.372, SLG: 0.482										1	1	0	0	1	0	2									
<b>Andy Van Slyke, L</b> (1, 8) OBP: 0.346, SLG: 0.491										3	1	0	0	1	1	1									
<b>Bobby Bonilla, S</b> (1, 5) OBP: 0.335, SLG: 0.428										4	0	3	0	0	0	0									
<b>Junior Ortiz, R</b> (1, 2) OBP: 0.290, SLG: 0.330										3	1	1	2	0	1	3									
<b>Michael LaVelliere, L</b> (8, PH) OBP: 0.385, SLG: 0.354										1	0	0	0	0	0	1									
<b>Brian Fisher, R</b> (1, 1) OBP: 0.200, SLG: 0.417										2	0	0	1	0	0	1									
<b>Sid Bream, L</b> (6, PH) OBP: 0.357, SLG: 0.471										1	0	0	0	0	0	0									
<b>Barry Jones, R</b> (6, 1) OBP: 0.333, SLG: 0.667										0	0	0	0	0	0	0									
<b>John Smiley, L</b> (6, 1) OBP: 0.333, SLG: 0.667										0	0	0	0	0	0	0									
<b>Johnny Ray, S</b> (9, PH) OBP: 0.317, SLG: 0.364										1	0	0	0	0	0	0									
<b>Inning Stats</b>	R: 0 E: 0 K: 1 S: 6	H: 1 LOB: 1 BB: 0 P: 6	R: 2 E: 0 K: 0 S: 5	H: 2 LOB: 1 BB: 1 P: 9	R: 0 E: 0 K: 0 S: 4	H: 1 LOB: 0 BB: 0 P: 4	R: 0 E: 0 K: 1 S: 5	H: 3 LOB: 1 BB: 0 P: 5	R: 1 E: 0 K: 0 S: 3	H: 0 LOB: 2 BB: 3 P: 15	R: 1 E: 0 K: 0 S: 4	H: 1 LOB: 0 BB: 0 P: 4	R: 0 E: 0 K: 1 S: 5	H: 0 LOB: 0 BB: 0 P: 5	R: 1 E: 1 K: 2 S: 8	H: 1 LOB: 1 BB: 1 P: 12	R: 0 E: 0 K: 0 S: 3	H: 0 LOB: 0 BB: 0 P: 3	1B: 5 2B: 1 3B: 0 HR: 1	SF: 1 SAC: 0 DP: 0 HBP: 0	WP: 0 PB: 0 SB: 1 CS: 1	PA: 38			
<b>PITCHER</b>	IP	WLS	BF	H	R	ER	SO	BB	IBB	HBP	BLK	WP	HR	S	P	ERA	WHIP								
<b>Bruce Ruffin, L</b> (1, 1) ERA: 5.17	4.2		22	5	3	3	2	4	0	0	0	0	0	22	38	5.79	1.929								
<b>Michael Jackson, R</b> (5, 1) ERA: 4.77	1.1	W	5	1	1	1	0	0	0	0	0	0	1	5	5	6.75	0.750								
<b>Doug Bair, R</b> (7, 1) ERA:	1.0		3	0	0	0	1	0	0	0	0	0	0	5	5	0.00	0.000								
<b>Steve Bedrosian, R</b> (8, 1) ERA: 2.7	2.0	S	8	1	1	0	2	1	0	0	0	0	0	11	15	0.00	1.000								

Batter	1	2	3	4	5	6	7	8	9	AB	R	H	RBI	BB	SO	LOB	BOTTOM									
<b>Juan Samuel, R</b> (1, 4) OBP: 0.325, SLG: 0.476										5	0	1	0	0	1	2	<b>Pittsburgh Pirates @ Philadelphia Phillies</b> <b>Veterans Stadium, Philadelphia, PA</b> Mon Jun 29 1987, 7:05 PM EDT Unknown									
<b>Milt Thompson, L</b> (1, 8) OBP: 0.310, SLG: 0.351										5	0	1	1	0	1	2										
<b>Von Hayes, L</b> (1, 3) OBP: 0.412, SLG: 0.439										3	0	1	0	1	0	1										
<b>Mike Schmidt, R</b> (1, 5) OBP: 0.381, SLG: 0.578										3	1	1	0	1	1	3										
<b>Glenn Wilson, R</b> (1, 9) OBP: 0.324, SLG: 0.456										4	0	2	1	0	0	0										
<b>Chris James, R</b> (1, 7) OBP: 0.353, SLG: 0.570										3	2	2	1	1	0	1										
<b>Lance Parrish, R</b> (1, 2) OBP: 0.279, SLG: 0.349										4	1	2	1	0	0	4										
<b>Luis Aguayo, R</b> (1, 6) OBP: 0.286, SLG: 0.492										4	2	2	0	0	0	4										
<b>Steve Bedrosian, R</b> (8, 1) ERA:										0	0	0	0	0	0	0										
<b>Bruce Ruffin, S</b> (1, 1) OBP: 0.061, SLG: 0.091										1	0	0	0	0	1	0										
<b>Michael Jackson, R</b> (5, 1) OBP: 0.167, SLG: 0.091										1	0	0	0	0	0	1										
<b>Keith Hughes, L</b> (6, PH) OBP: 0.100, SLG: 0.200										1	0	1	2	0	0	0										
<b>Doug Bair, R</b> (7, 1) ERA:										0	0	0	0	0	0	0										
<b>Ken Dowell, R</b> (8, 6) OBP: 0.125, SLG: 0.125										1	0	0	0	0	0	0										
<b>Inning Stats</b>	R: 0 E: 0 K: 2 S: 8	H: 1 LOB: 1 BB: 0 P: 8	R: 1 E: 0 K: 0 S: 4	H: 2 LOB: 0 BB: 0 P: 4	R: 0 E: 0 K: 1 S: 5	H: 0 LOB: 0 BB: 0 P: 5	R: 1 E: 0 K: 0 S: 5	H: 3 LOB: 1 BB: 0 P: 5	R: 1 E: 1 K: 1 S: 9	H: 2 LOB: 2 BB: 1 P: 9	R: 3 E: 0 K: 1 S: 4	H: 4 LOB: 3 BB: 2 P: 12	R: 0 E: 0 K: 0 S: 3	H: 0 LOB: 0 BB: 0 P: 3	1B: 7 2B: 5 3B: 0 HR: 1	SF: 0 SAC: 0 DP: 1 HBP: 0	WP: 1 PB: 1 SB: 0 CS: 2	PA: 38								
<b>PITCHER</b>	IP	WLS	BF	H	R	ER	SO	BB	IBB	HBP	BLK	WP	HR	S	P	ERA	WHIP									
<b>Brian Fisher, R</b> (1, 1) ERA: 5.21	5.0		22	8	3	3	3	1	0	0	0	0	1	0	8	8	27.00	6.000								
<b>Barry Jones, R</b> (6, 1) ERA: 9.75	0.2	L	6	4	3	2	1	0	0	0	0	1	0	8	8	27.00	6.000									
<b>John Smiley, L</b> (6, 1) ERA: 5.77	2.1		10	1	0	0	0	2	0	0	0	0	0	8	16	0.00	1.286									





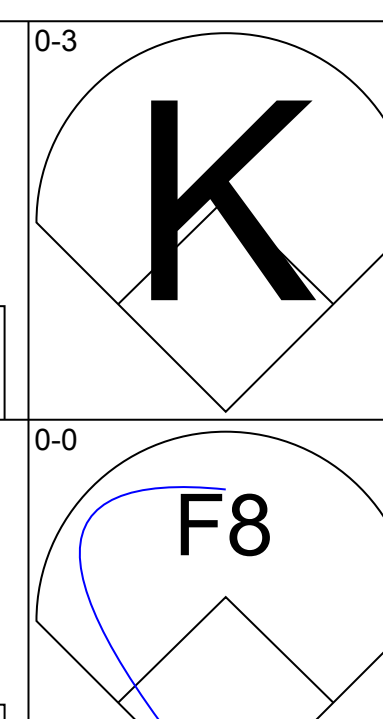
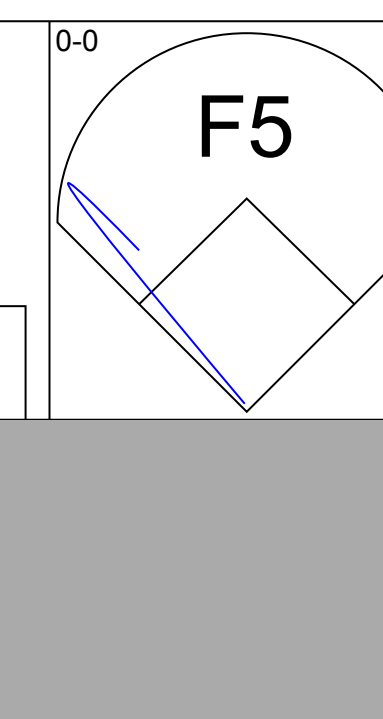
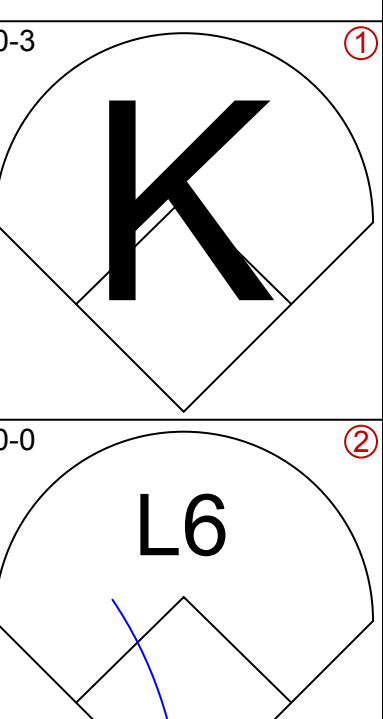
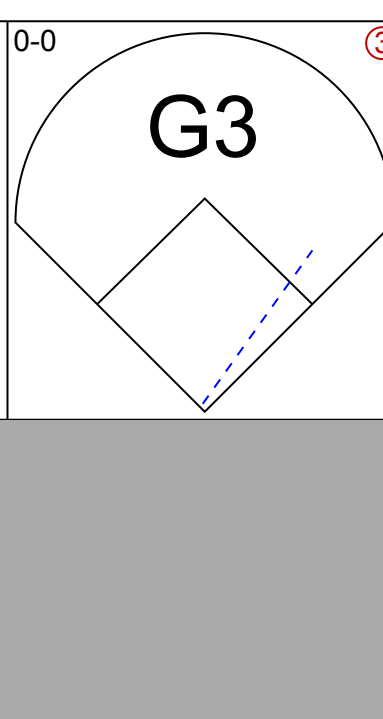
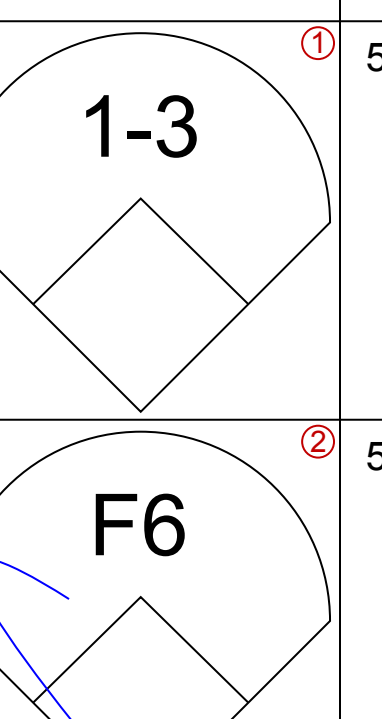
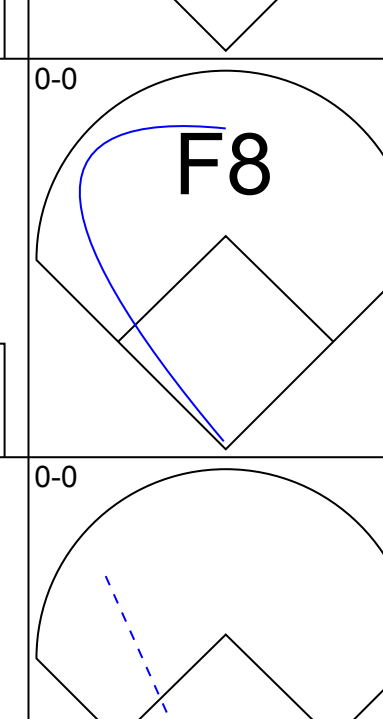
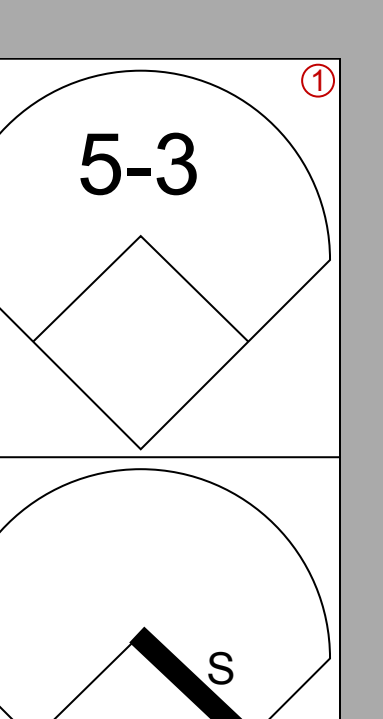
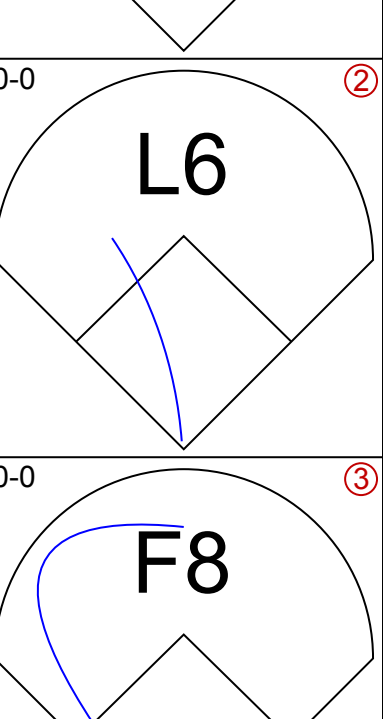
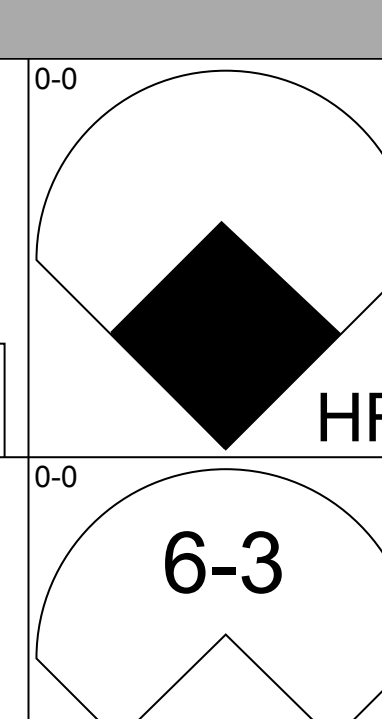
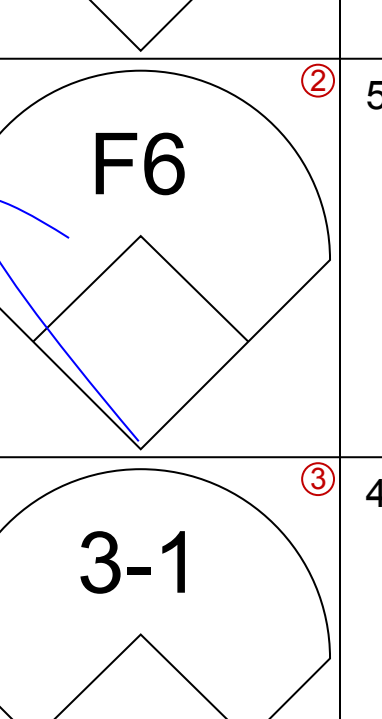
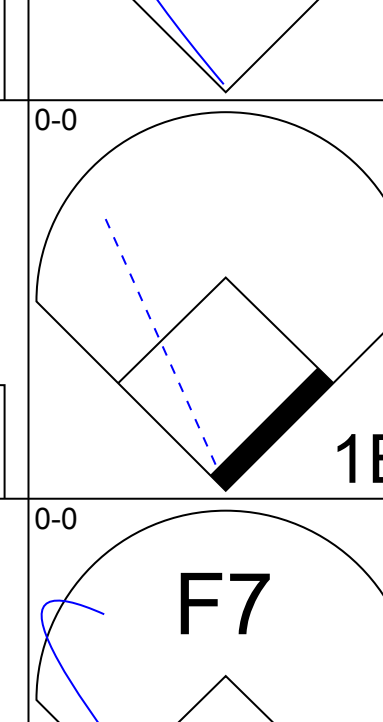
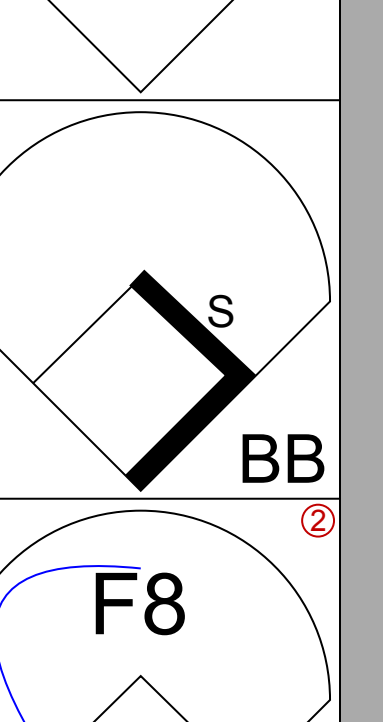
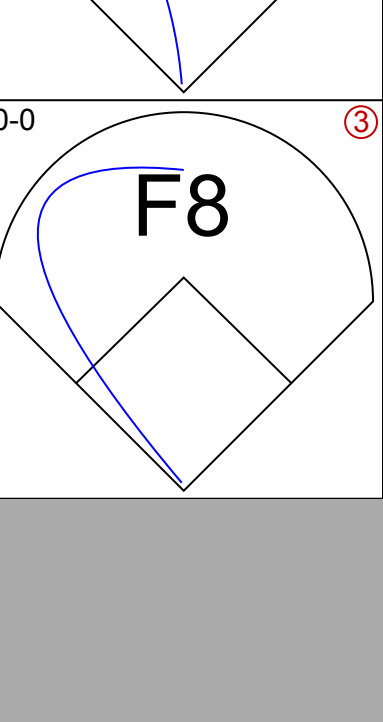
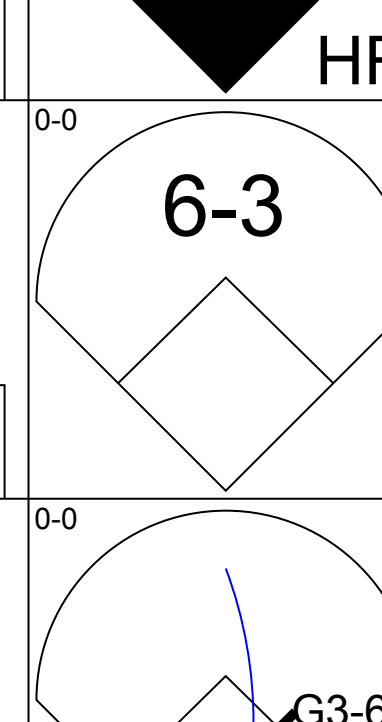
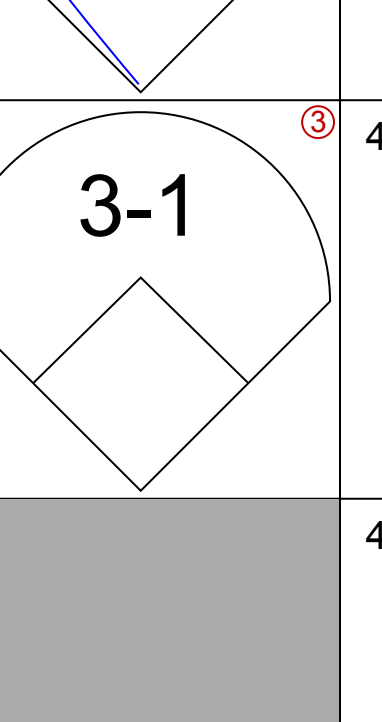
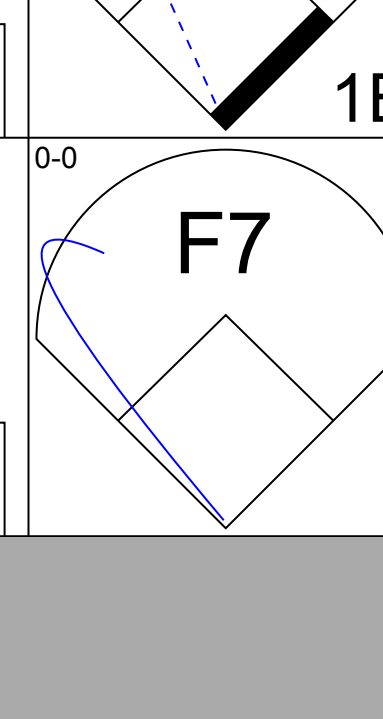
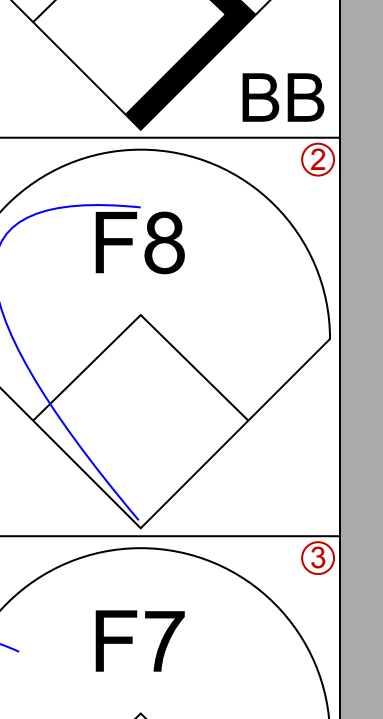

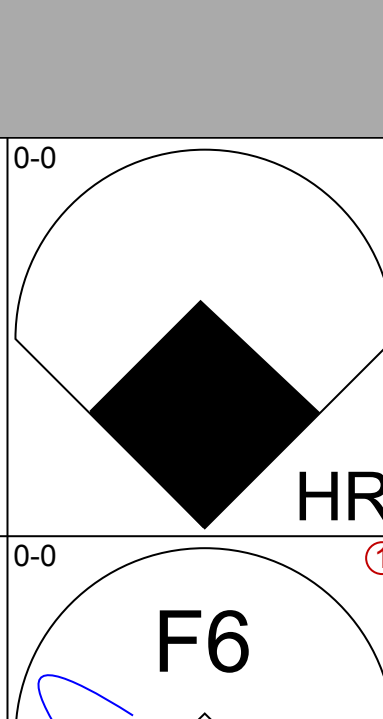
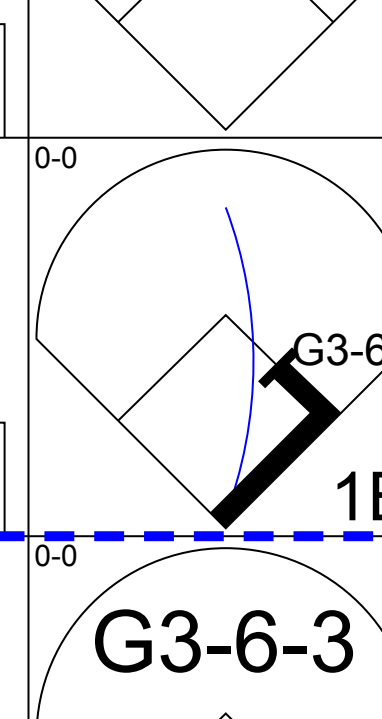
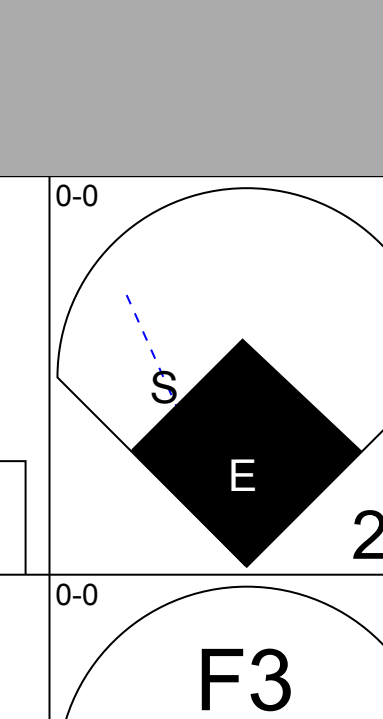
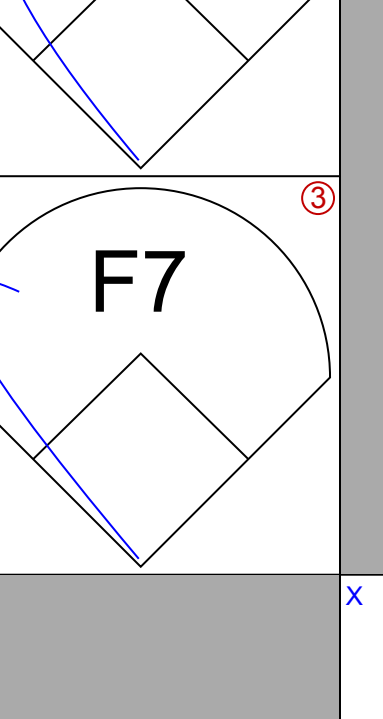

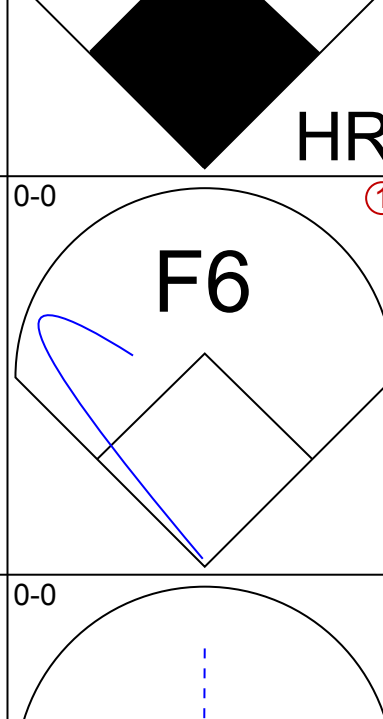
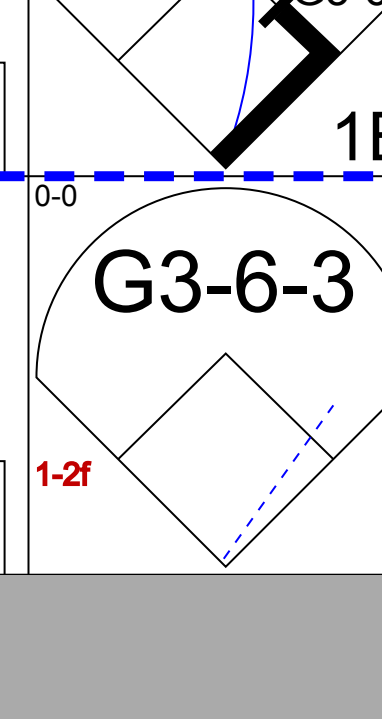

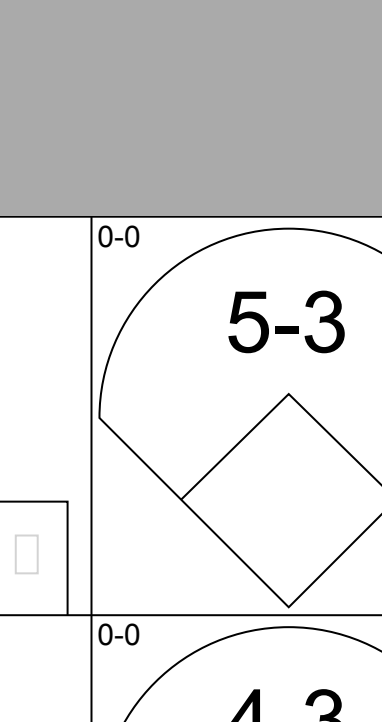
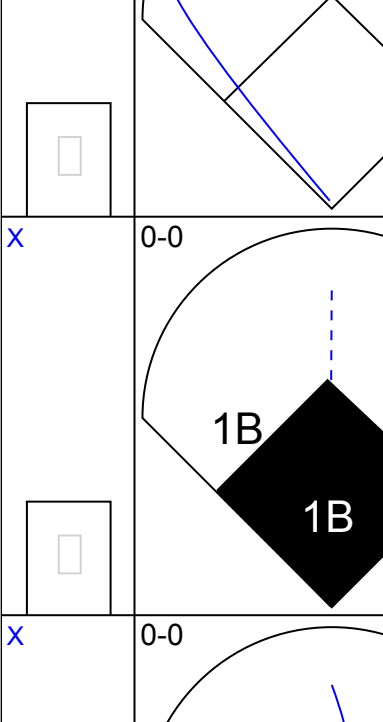
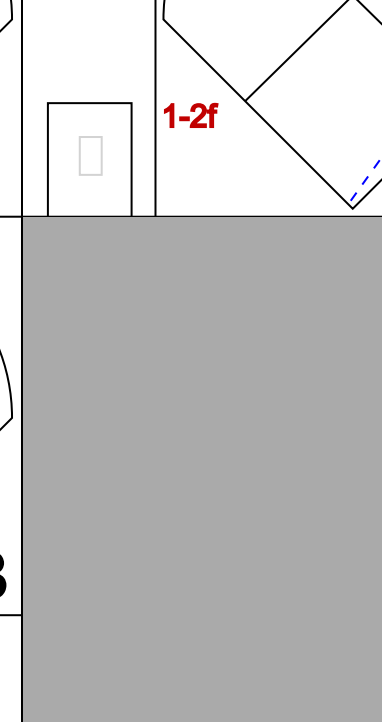


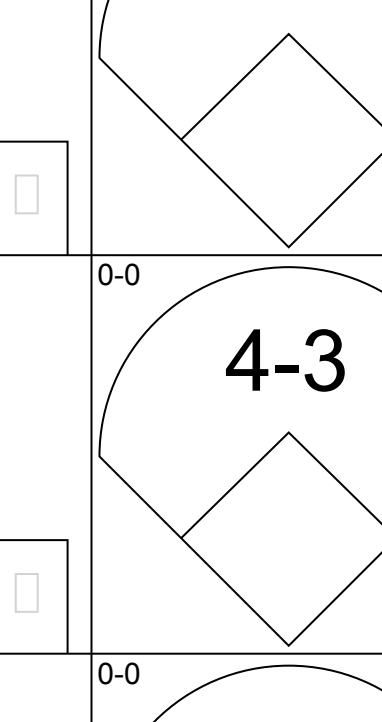
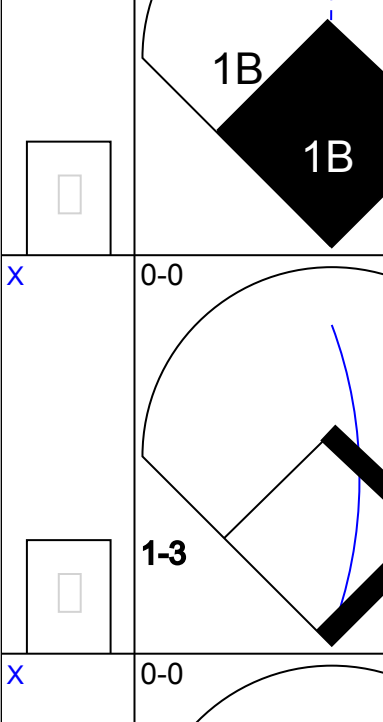

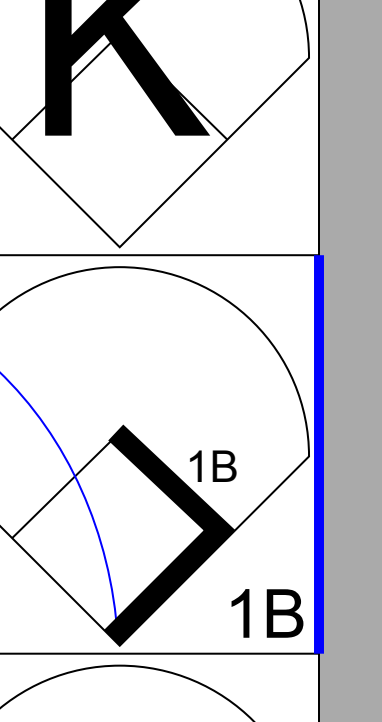

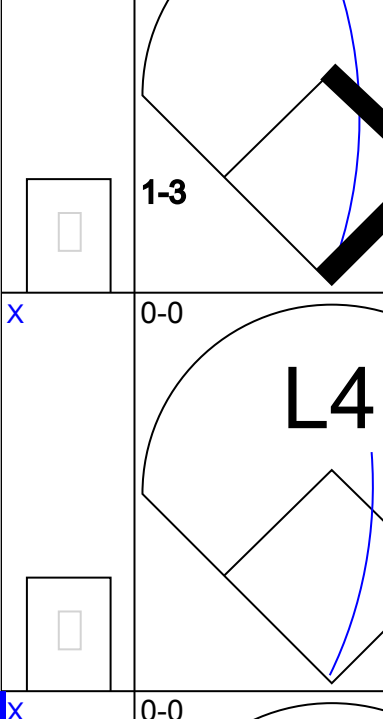

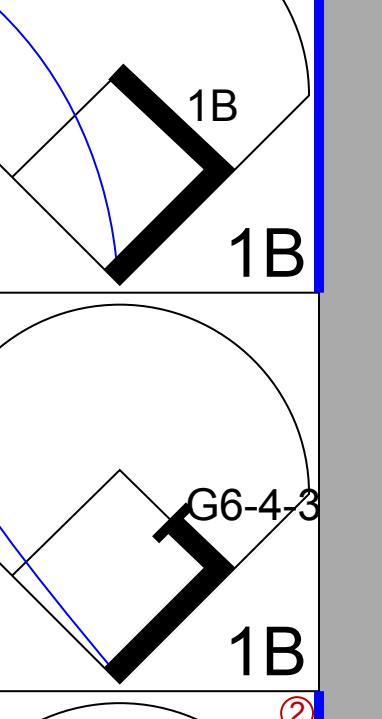

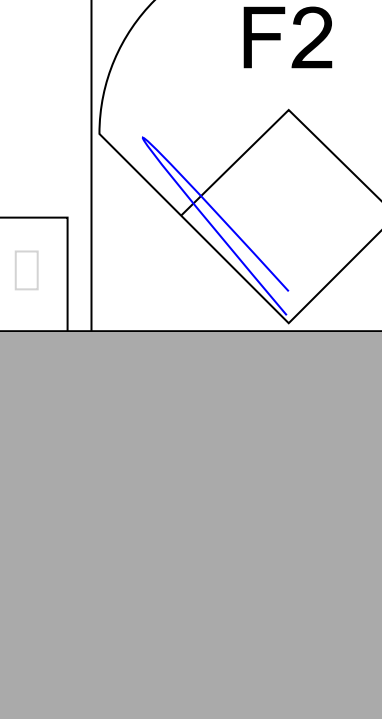
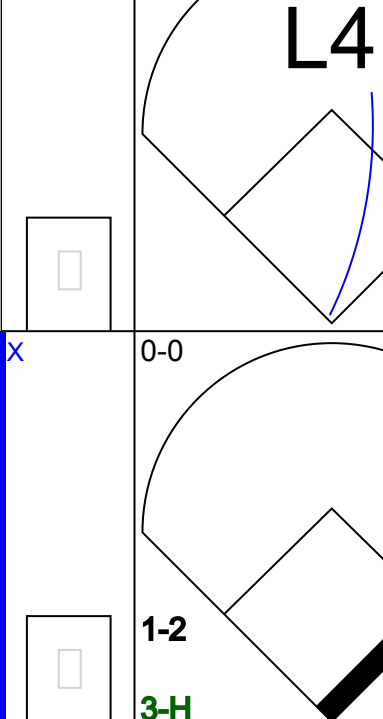

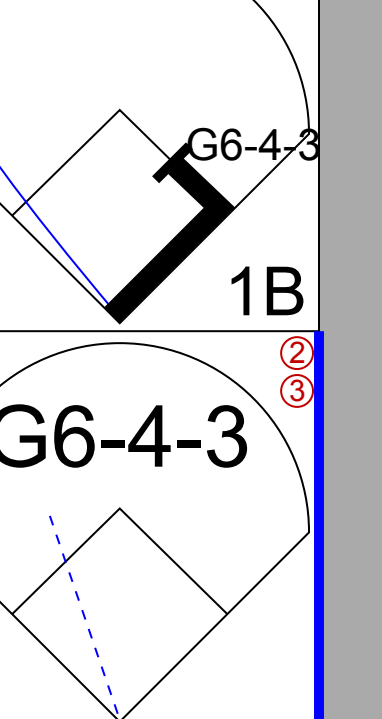

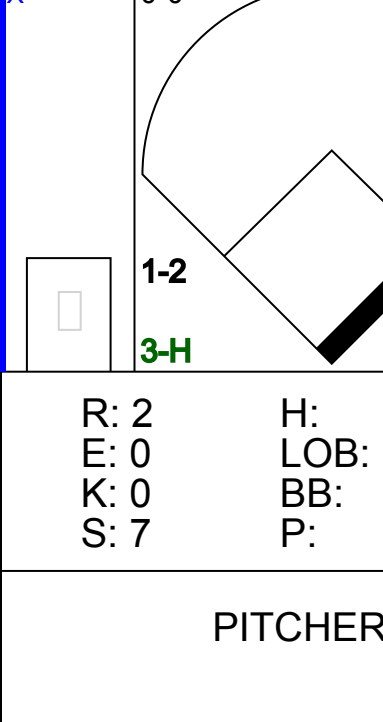
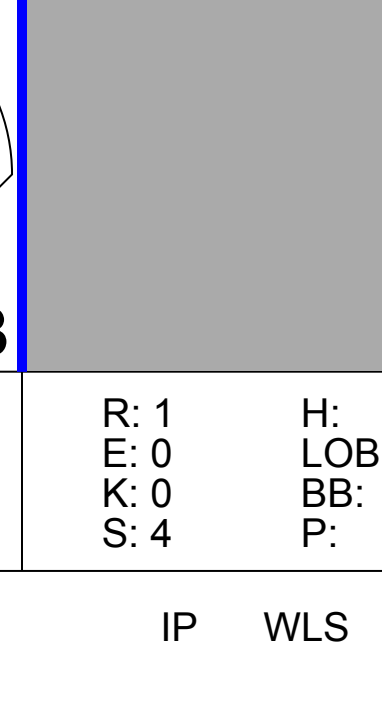
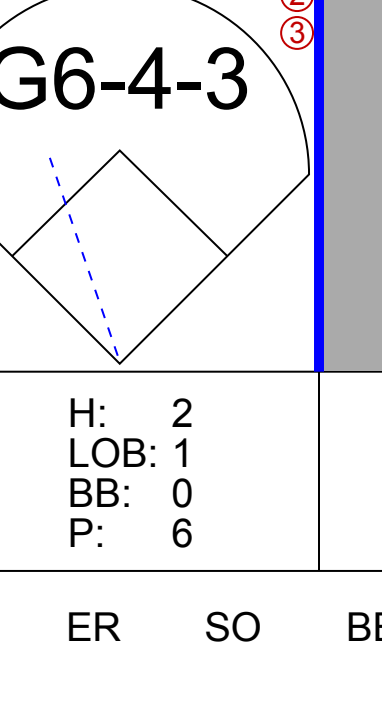
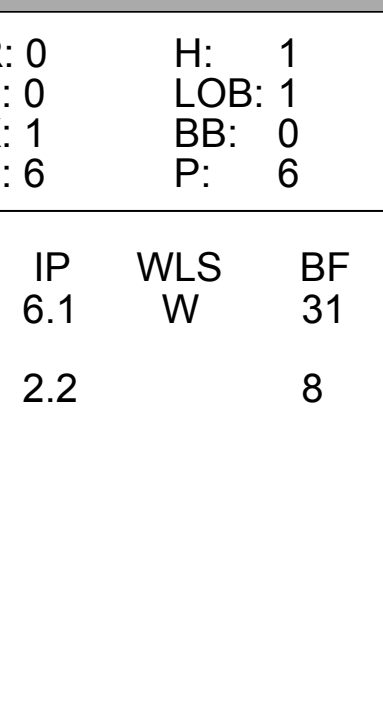
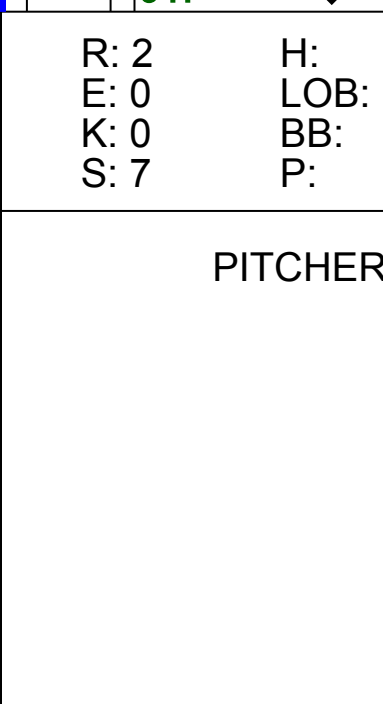
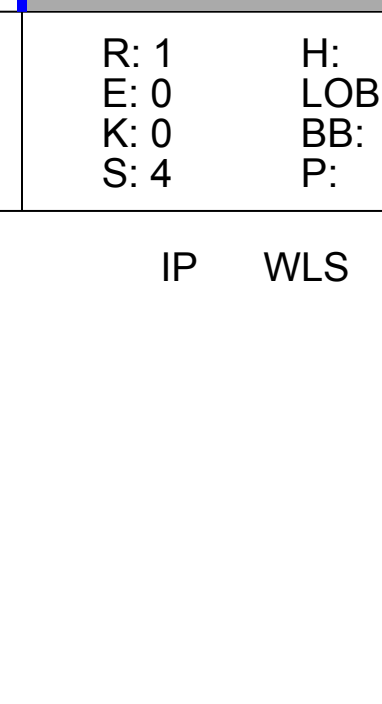
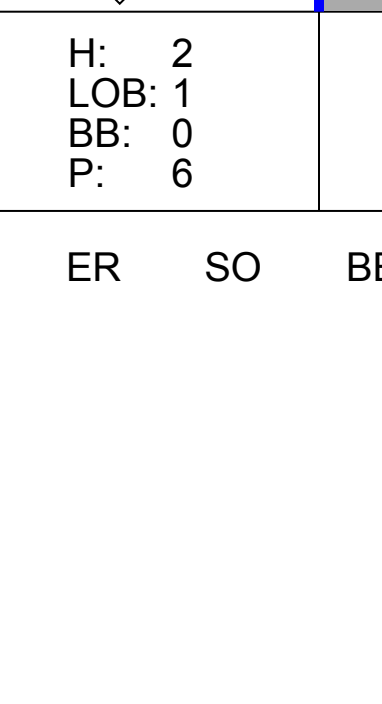
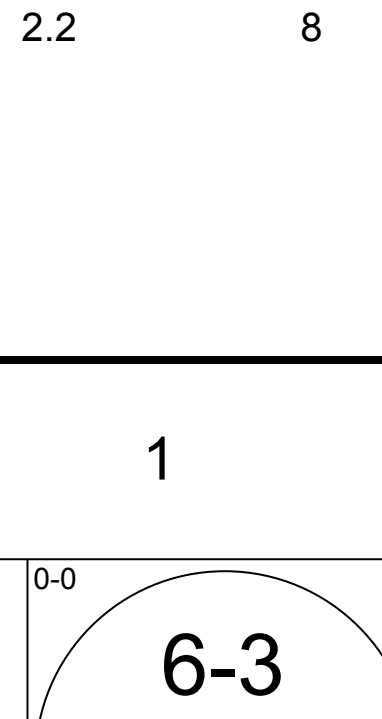
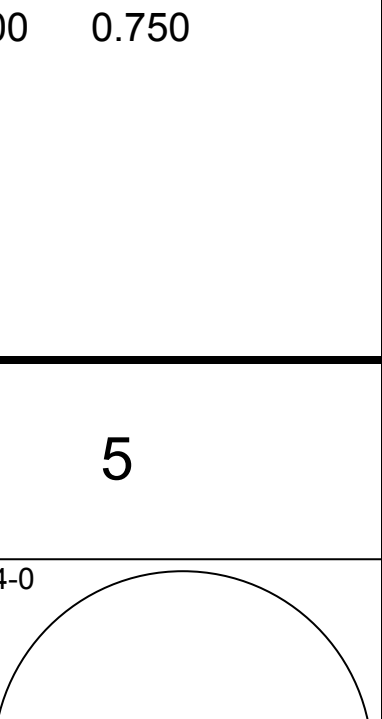
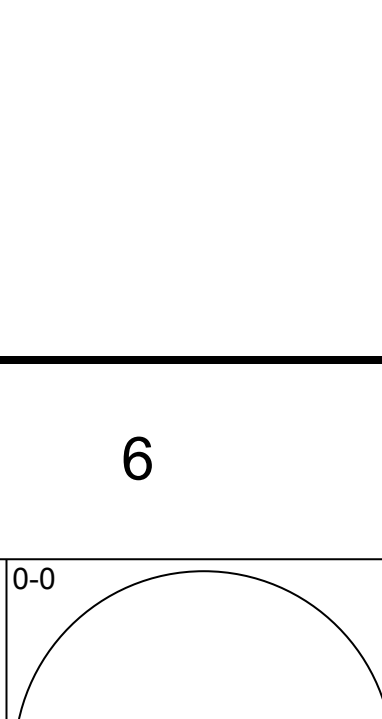
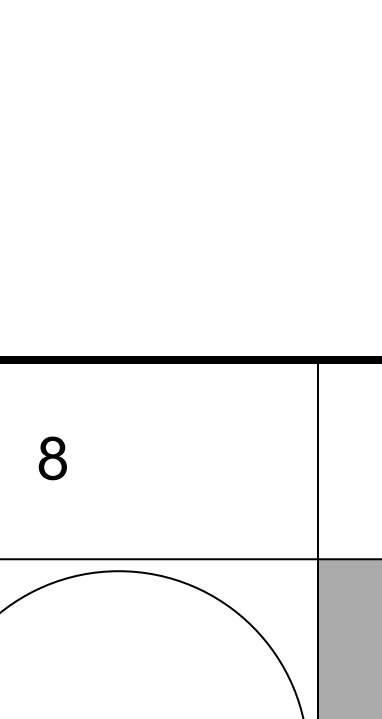
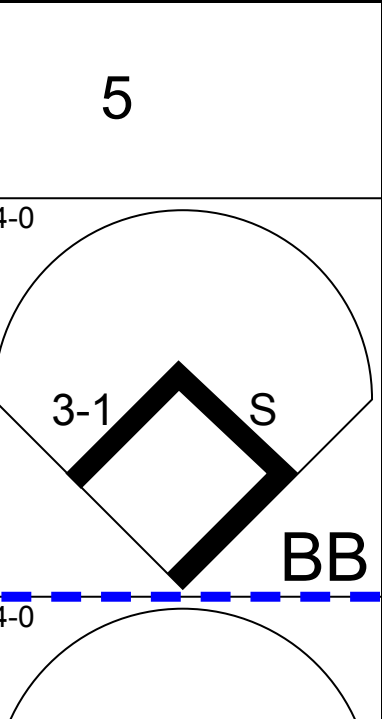
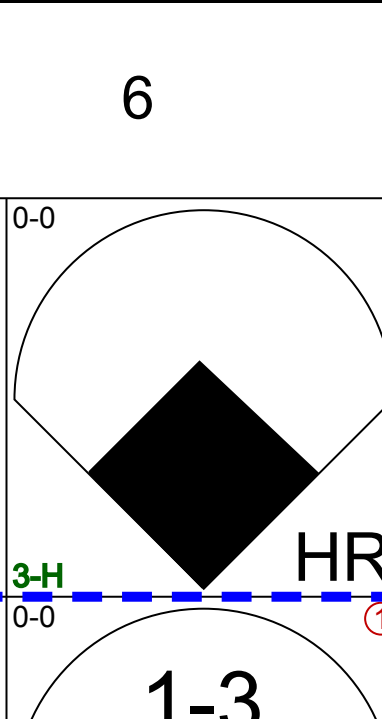
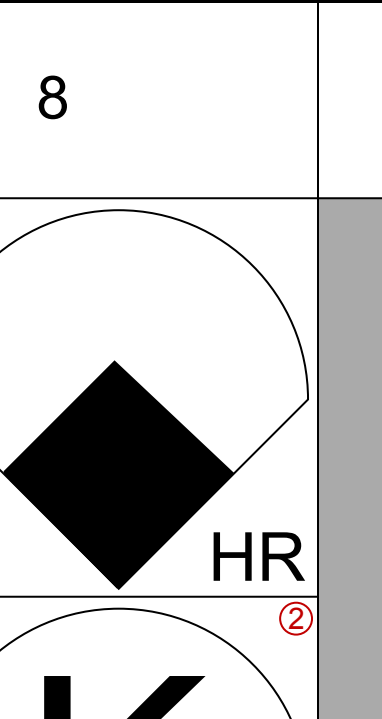
Batter	1	2	3	4	5	6	7	8	9	AB	R	H	RBI	BB	SO	LOB	TOP																
Barry Bonds, L (1, 7) OBP: 0.330, SLG: 0.484		4-3					F6			4	2	2	0	0	0	1	<b>Pittsburgh Pirates @ Philadelphia Phillies</b> <b>Veterans Stadium, Philadelphia, PA</b> Mon Jun 29 1987, 7:05 PM EDT Att: 30,046 - Unknown																
Andy Van Slyke, L (1, 8) OBP: 0.353, SLG: 0.496							K			4	1	3	1	0	1	0																	
John Cangelosi, S (7, 8) OBP: 0.515, SLG: 0.288			G3 4-3				K			0	0	0	0	0	0	0																	
Johnny Ray, S (1, 4) OBP: 0.313, SLG: 0.359	L6		4-3				K			4	0	0	0	0	1	4																	
Bobby Bonilla, S (1, 3) OBP: 0.328, SLG: 0.421	4-3		G3				SF8			3	0	0	1	0	0	2																	
R.J. Reynolds, S (1, 9) OBP: 0.374, SLG: 0.480			F7							3	0	1	1	1	0	1																	
Jim Morrison, R (1, 5) OBP: 0.308, SLG: 0.422							F8			4	0	0	0	0	1	3																	
Mike Diaz, R (8, 3) OBP: 0.310, SLG: 0.520	F8						F8			0	0	0	0	0	0	0																	
Michael LaValliere, L (1, 2) OBP: 0.387, SLG: 0.354										3	0	1	0	1	1	0																	
Rafael Belliard, R (1, 6) OBP: 0.274, SLG: 0.243		B5-3 BB					K			4	0	0	0	0	0	2																	
Mike Dunne, R (1, 1) OBP: 0.125, SLG: 0.067		B5-3					4-3			3	0	0	0	0	1	2	<b>P</b>																
John Smiley, L (6, 1) OBP: 0.333, SLG: 0.667		1-2					4-3			0	0	0	0	0	0	0																	
Bob Walk, R (6, 1) OBP: 0.333, SLG: 0.333		1-2					4-3			0	0	0	0	0	0	0																	
Terry Harper, R (9, PH) OBP: 0.303, SLG: 0.388										1	0	0	0	0	0	0																	
<b>Inning Stats</b>	R: 2 E: 0 K: 0 S: 6	H: 3 LOB: 1 BB: 0 P: 6	R: 0 E: 0 K: 1 S: 5	H: 0 LOB: 1 BB: 1 P: 9	R: 0 E: 0 K: 0 S: 4	H: 1 LOB: 1 BB: 0 P: 4	R: 0 E: 0 K: 0 S: 4	H: 1 LOB: 1 BB: 0 P: 4	R: 1 E: 0 K: 0 S: 5	H: 2 LOB: 2 BB: 1 P: 9	R: 0 E: 0 K: 2 S: 7	H: 0 LOB: 0 BB: 0 P: 7	R: 0 E: 0 K: 1 S: 5	H: 0 LOB: 0 BB: 0 P: 5	R: 0 E: 0 K: 0 S: 3	H: 0 LOB: 0 BB: 0 P: 3	1B: 7 2B: 0 3B: 0 HR: 0	SF: 1 SAC: 0 DP: 0 HBP: 0	WP: 1 PB: 0 SB: 2 CS: 0	PA: 36													
<b>PITCHER</b>	IP WLS BF H R ER SO BB IBB HBP BLK WP HR S P ERA WHIP																																
Tom Hume, R (1, 1) ERA: 5.49	4.2	23	7	3	3	1	2	0	0	0	0	1	0	23	31	5.79	1.929																
Doug Bair, R (5, 1) ERA:	1.1	W	4	0	0	0	1	0	0	0	0	0	0	6	6	0.00	0.000																
Wally Ritchie, L (7, 1) ERA: 3.65	3.0	S	9	0	0	0	3	0	0	0	0	0	0	15	15	0.00	0.000																

Batter	1	2	3	4	5	6	7	8	9	AB	R	H	RBI	BB	SO	LOB	BOTTOM															
Milt Thompson, L (1, 8) OBP: 0.310, SLG: 0.359	K									3	1	1	0	0	2	0	<b>Pittsburgh Pirates @ Philadelphia Phillies</b> <b>Veterans Stadium, Philadelphia, PA</b> Mon Jun 29 1987, 7:05 PM EDT Att: 30,046 - Unknown															
Chris James, R (6, PH) OBP: 0.356, SLG: 0.568		SF7 3B								2	1	1	2	0	0	0																
Luis Aquayo, R (1, 4) OBP: 0.283, SLG: 0.485										4	1	1	1	0	1	2																
Von Hayes, L (1, 3) OBP: 0.419, SLG: 0.460										3	2	2	3	2	0	0																
Mike Schmidt, R (1, 5) OBP: 0.379, SLG: 0.576										4	1	1	2	0	1	1																
Wally Ritchie, L (7, 1) OBP: 0.500, SLG: 0.500										1	0	0	0	0	0	1																
Glenn Wilson, R (1, 9) OBP: 0.330, SLG: 0.460										4	2	3	0	0	0	0																
Greg Gross, L (1, 7) OBP: 0.413, SLG: 0.413										3	1	1	0	1	0	2																
Darren Daulton, L (1, 2) OBP: 0.277, SLG: 0.465										3	0	1	2	0	0	2																
Ken Dowell, R (1, 6) OBP: 0.100, SLG: 0.100										2	0	0	0	0	0	1																
Juan Samuel, R (6, PH) OBP: 0.326, SLG: 0.474										1	1	0	0	1	0	2																
Tom Hume, R (1, 1) ERA: 3.86										2	0	0	0	0	0	0	<b>Phillies</b>															
Doug Bair, R (5, 1) ERA:	0.0	1	1	0	0	0	0	0	0	1	1	∞	∞																			
John Smiley, L (6, 1) ERA: 5.99	2.2	12	3	2	2	0	1	0	0	0	1	11	15	6.75	1.500																	
Bob Walk, R (6, 1) ERA: 4.3										1	1	0	1	0	2																	
<b>Inning Stats</b>	R: 4 E: 0 K: 1 S: 9	H: 4 LOB: 1 BB: 1 P: 13	R: 1 E: 0 K: 0 S: 4	H: 1 LOB: 0 BB: 0 P: 4	R: 0 E: 0 K: 0 S: 3	H: 0 LOB: 0 BB: 0 P: 3	R: 0 E: 0 K: 0 S: 3	H: 0 LOB: 0 BB: 0 P: 3	R: 0 E: 0 K: 3 S: 9	H: 0 LOB: 1 BB: 1 P: 13	R: 6 E: 0 K: 0 S: 7	H: 4 LOB: 0 BB: 2 P: 15	R: 0 E: 0 K: 0 S: 4	H: 1 LOB: 2 BB: 1 P: 8	R: 0 E: 0 K: 0 S: 4	H: 1 LOB: 1 BB: 0 P: 4	1B: 6 2B: 3 3B: 1 HR: 1	SF: 1 SAC: 1 DP: 0 HBP: 0	WP: 0 PB: 0 SB: 0 CS: 0	PA: 40												
<b>PITCHER</b>	IP WLS BF H R ER SO BB IBB HBP BLK WP HR S P ERA WHIP																															



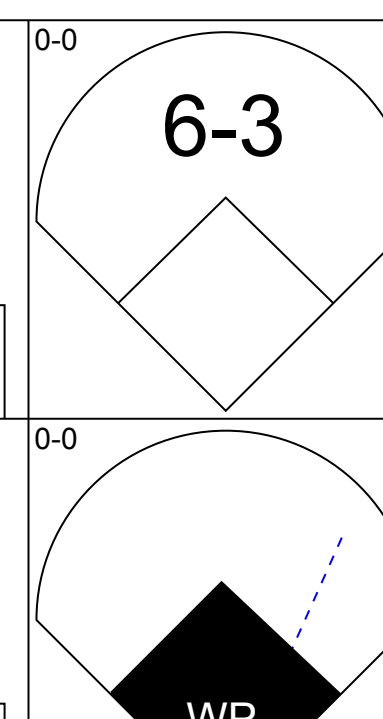
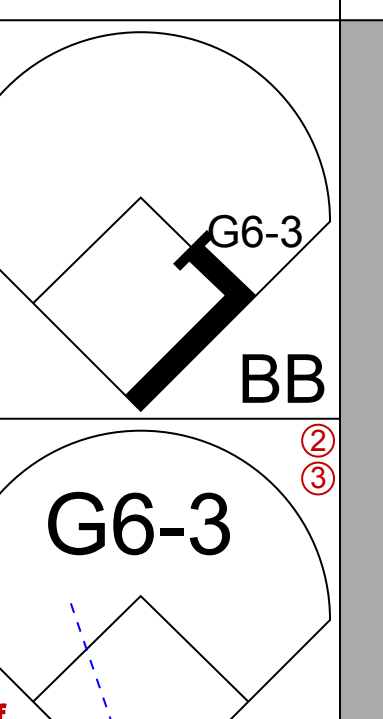
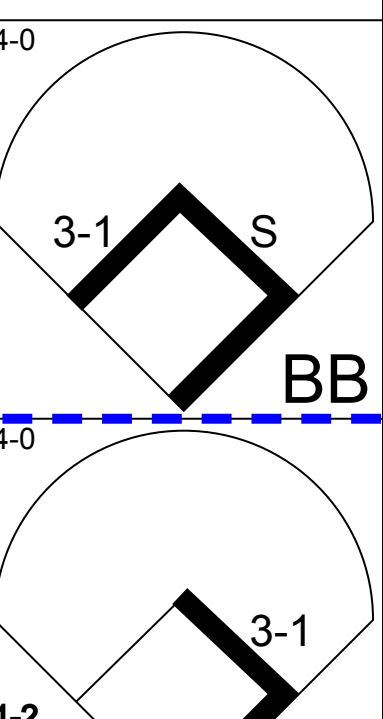
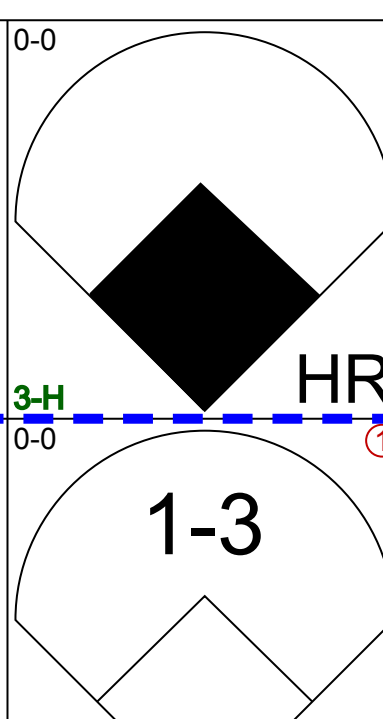

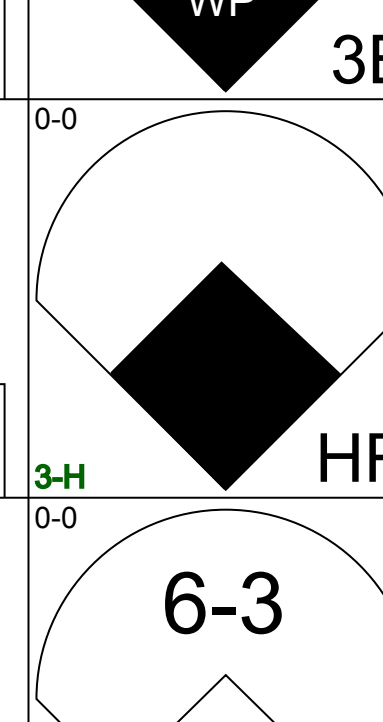

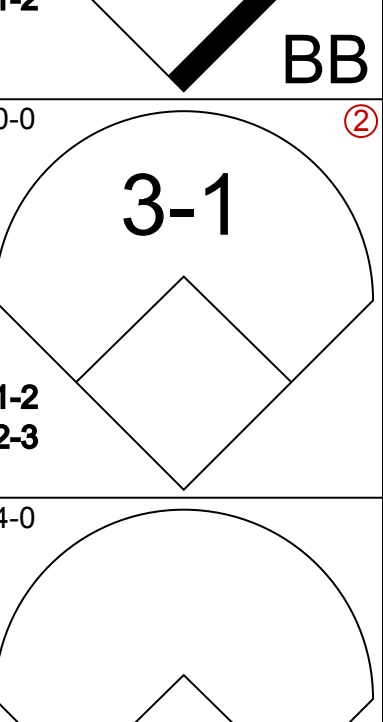
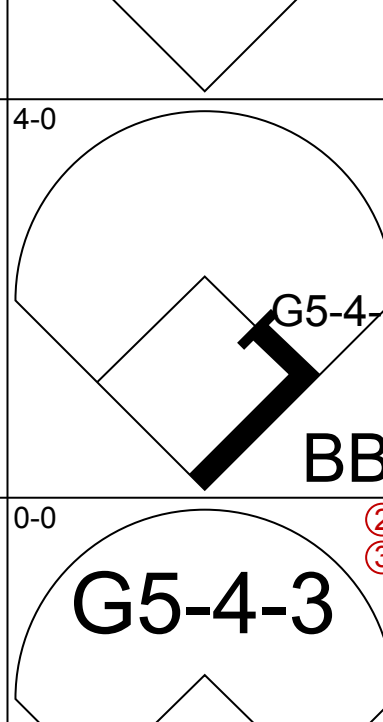
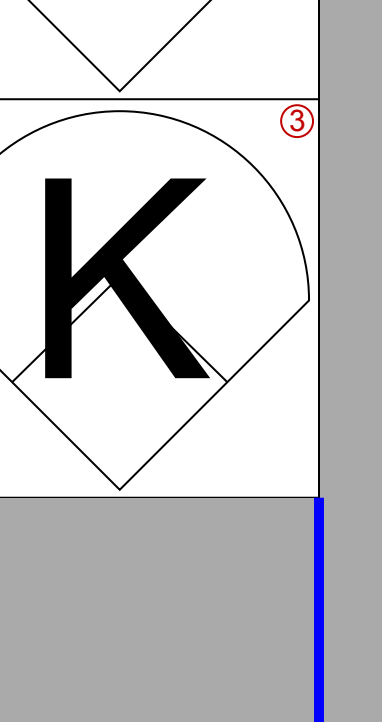
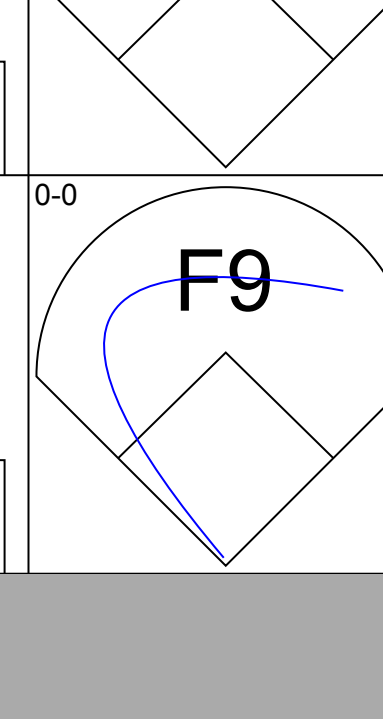
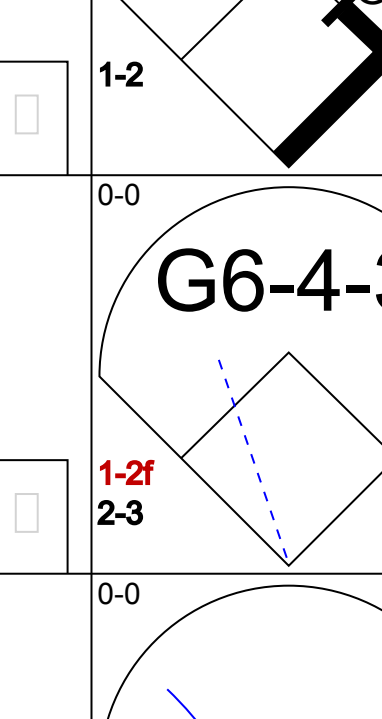
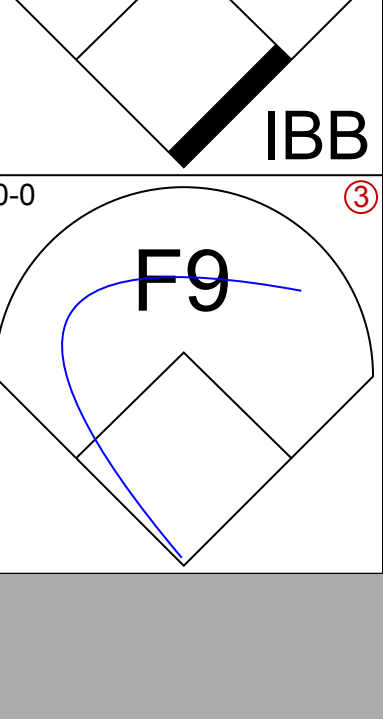



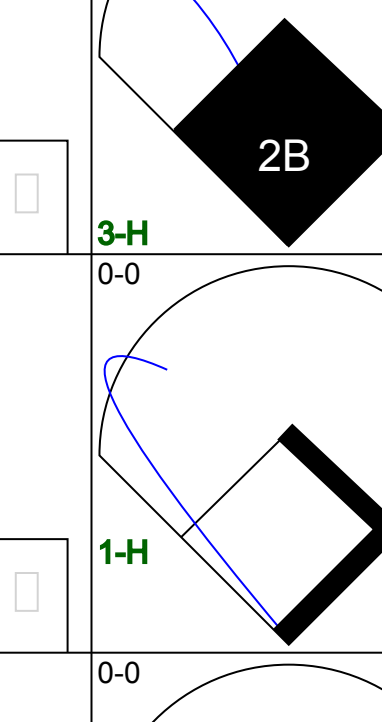

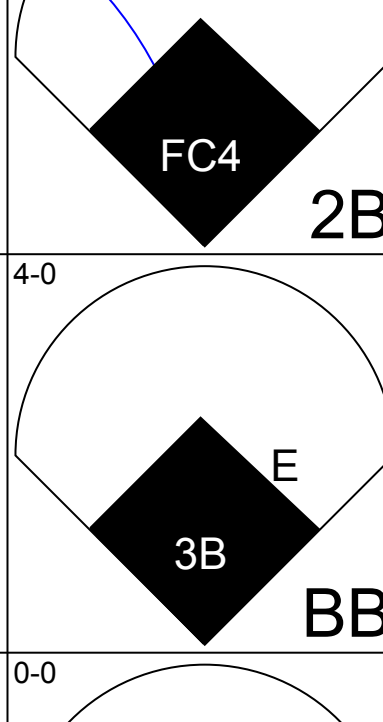


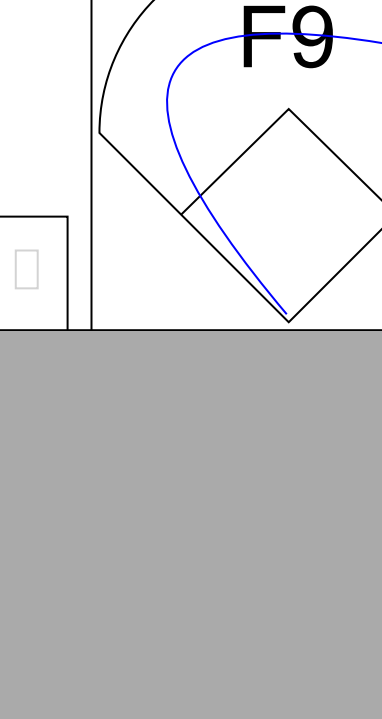
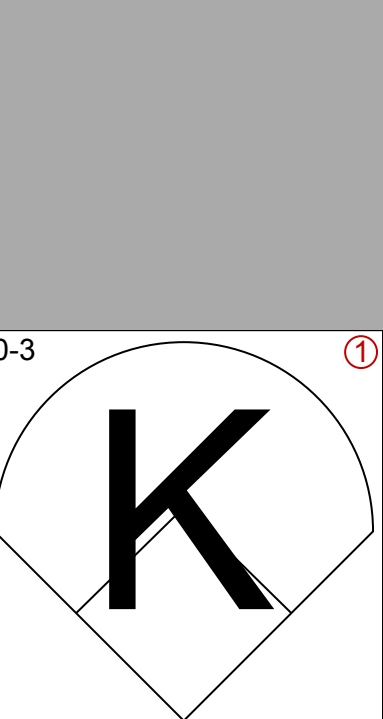
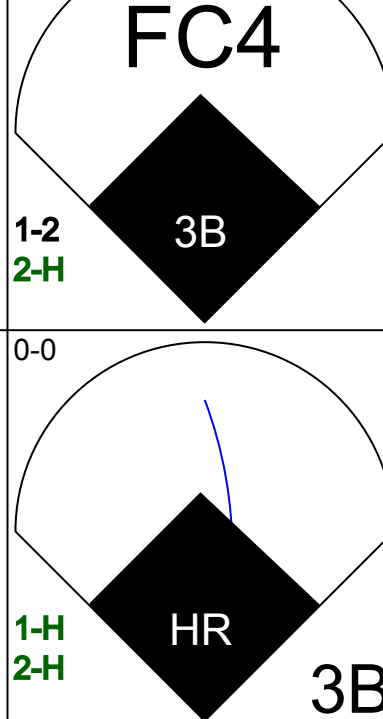
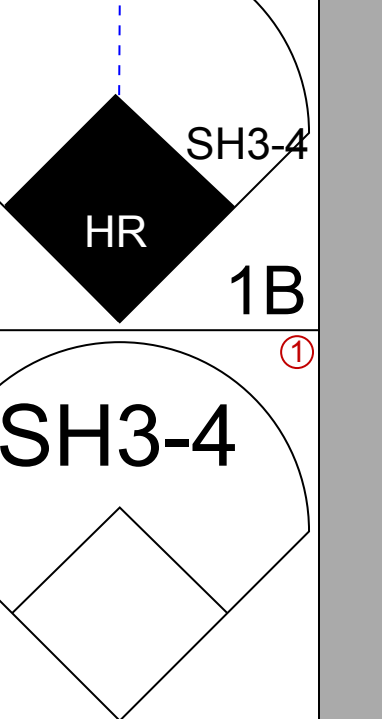
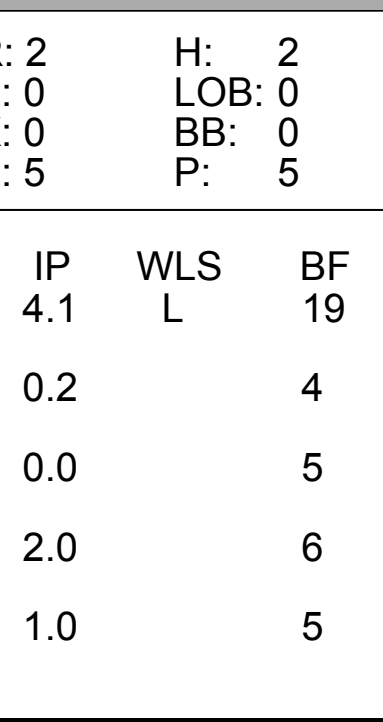
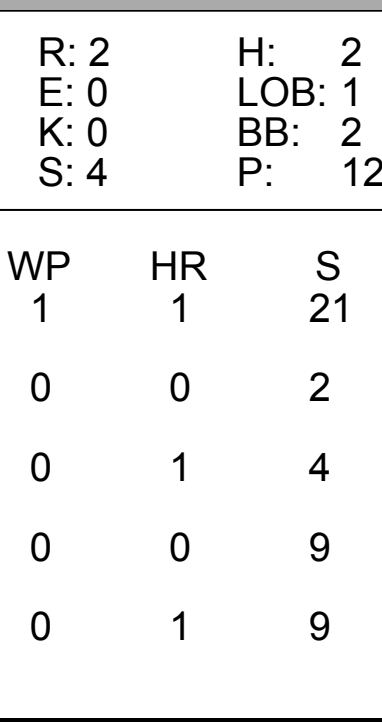
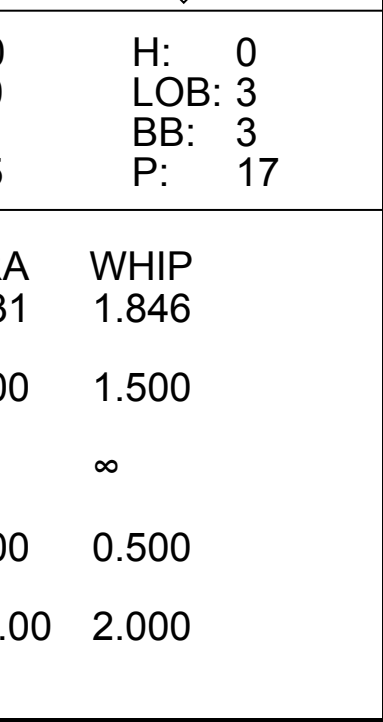
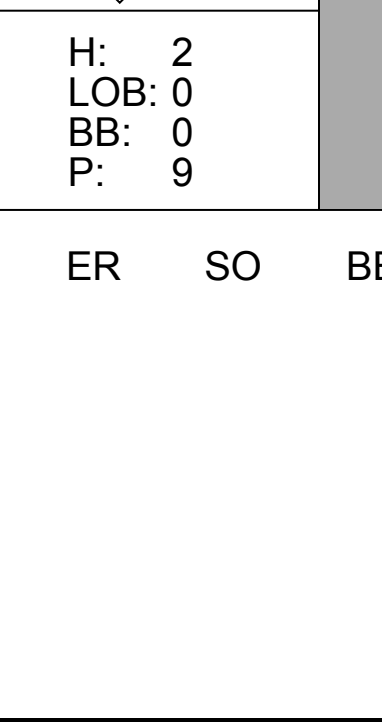
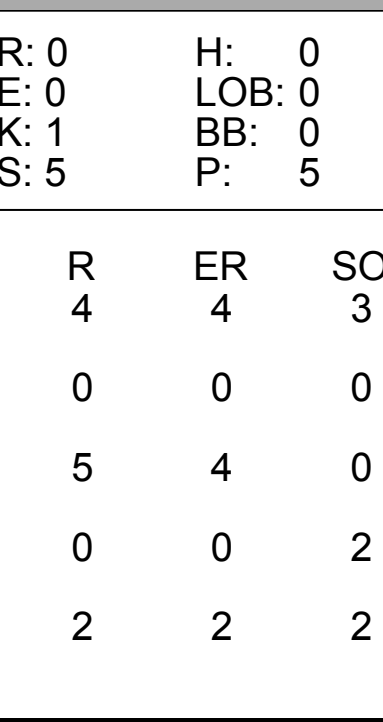
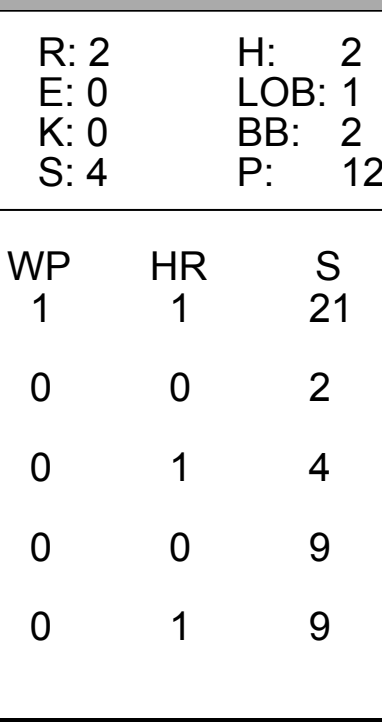
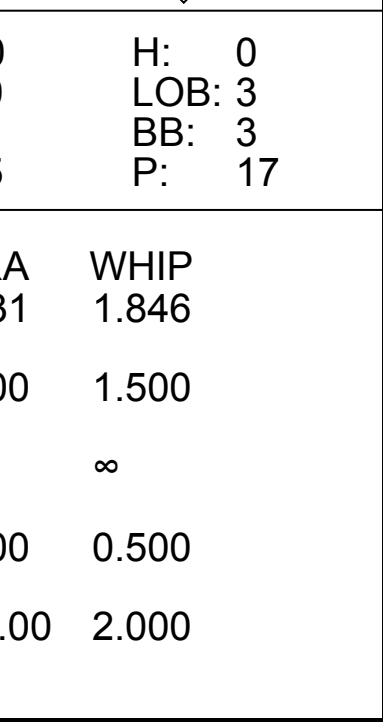
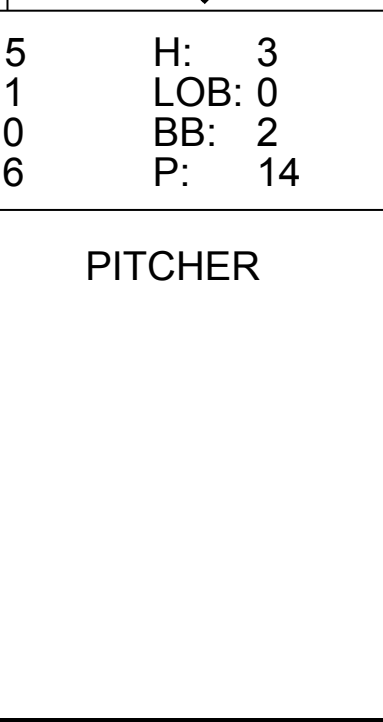
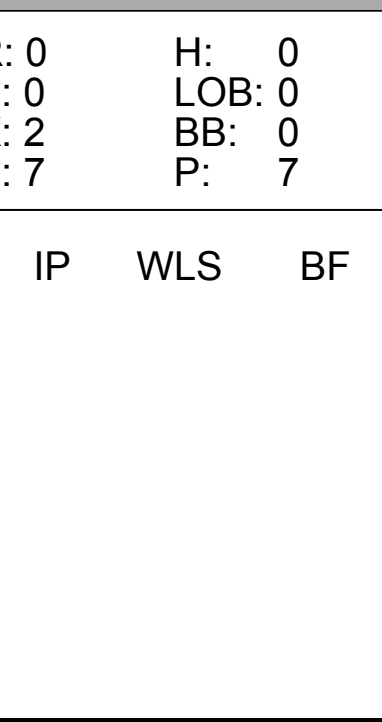
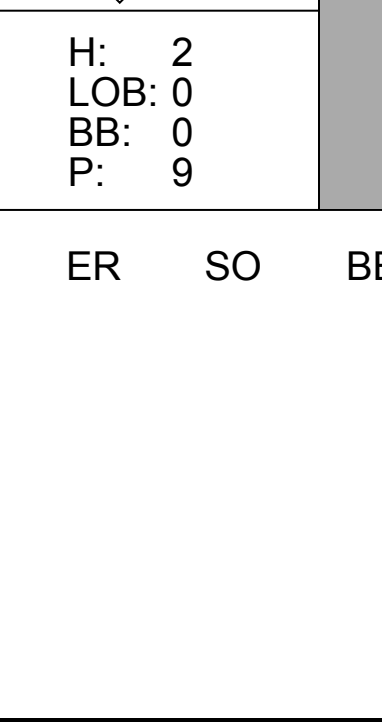




Batter	1	2	3	4	5	6	7	8	9	AB	R	H	RBI	BB	SO	LOB	TOP					
Barry Bonds, L OBP: 0.324, SLG: 0.472										5	0	0	0	0	2	5	Pittsburgh Pirates @ Philadelphia Phillies Veterans Stadium, Philadelphia, PA Wed Jul 01 1987, 7:05 PM EDT Att: 19,977 - Unknown					
Bobby Bonilla, S OBP: 0.324, SLG: 0.429										5	1	1	1	0	0	1						
Johnny Ray, S OBP: 0.311, SLG: 0.352										4	0	1	0	1	0	1						
Mike Diaz, R OBP: 0.320, SLG: 0.534										4	1	2	1	0	0	2						
Andy Van Slyke, L OBP: 0.353, SLG: 0.517										4	1	1	0	0	0	2						
Terry Harper, R OBP: 0.500, SLG: 0.380										4	1	1	0	0	1	1						
Al Pedrique, R OBP: 0.269, SLG: 0.277										3	0	1	0	0	0	0						
John Cangelosi, S OBP: 0.515, SLG: 0.294										1	0	1	0	0	0	0						
Rafael Belliard, R OBP: 0.271, SLG: 0.241										0	0	0	0	0	0	0						
Junior Ortiz, R OBP: 0.292, SLG: 0.330										3	0	1	0	0	0	2						
Michael LaValliere, L OBP: 0.393, SLG: 0.357										1	0	1	0	0	0	0						
Dom Taylor, R OBP: 0.187, SLG: 0.187										2	0	0	0	0	0	0						
Brian Fisher, R OBP: 0.206, SLG: 0.417										0	0	0	0	0	0	0						
Jim Morrison, R OBP: 0.236, SLG: 0.418										1	0	1	0	0	0	0						
Barry Jones, R OBP: 0.326, SLG: 0.418										0	0	0	0	0	0	0						
John Smiley, L OBP: 0.326, SLG: 0.418										0	0	0	0	0	0	0						
R.J. Reynolds, S OBP: 0.326, SLG: 0.418										0	0	0	0	0	0	0						
Don Robinson, R ERA:										0	0	0	0	0	0	0						
<b>Inning Stats</b>	R: 0 E: 0 K: 1 S: 6	H: 1 LOB: 1 BB: 0 P: 6	R: 1 E: 0 K: 0 S: 6	H: 3 LOB: 2 BB: 0 P: 6	R: 0 E: 0 K: 0 S: 3	H: 0 LOB: 1 BB: 1 P: 7	R: 0 E: 0 K: 0 S: 3	H: 0 LOB: 0 BB: 0 P: 3	R: 0 E: 1 K: 1 S: 6	H: 0 LOB: 1 BB: 0 P: 6	R: 2 E: 0 K: 0 S: 7	H: 4 LOB: 2 BB: 0 P: 7	R: 1 E: 0 K: 0 S: 4	H: 2 LOB: 0 BB: 0 P: 4	R: 0 E: 0 K: 1 S: 6	H: 2 LOB: 1 BB: 0 P: 6	R: 0 E: 0 K: 0 S: 3	H: 0 LOB: 0 BB: 0 P: 3	1B: 9 2B: 1 3B: 0 HR: 2	SF: 0 SAC: 0 DP: 2 HBP: 0	WP: 0 PB: 0 SB: 2 CS: 0	PA: 39
<b>PITCHER</b>	IP WLS BF H R ER SO BB IBB HBP BLK WP HR S P ERA WHIP																					
Shane Rawley, L ERA: 4.1	(1, 1) 6.1 W 31 10 4 4 2 1 0 0 0 0 0 2 34 38 5.68 1.737																					
Doug Bair, R ERA:	(7, 1) 2.2 8 2 0 0 1 0 0 0 0 0 0 0 10 10 0.00 0.750																					

AB	38
R	4
H	12
RBI	3
BB	1
SO	3
LOB	16



Batter	1	2	3	4	5	6	7	8	9	AB	R	H	RBI	BB	SO	LOB	BOTTOM					
Juan Samuel, R OBP: 0.335, SLG: 0.507										3	2	4	2	0	0		Pittsburgh Pirates @ Philadelphia Phillies Veterans Stadium, Philadelphia, PA Wed Jul 01 1987, 7:05 PM EDT Att: 19,977 - Unknown					
Milt Thompson, L OBP: 0.314, SLG: 0.368										4	1	1	0	1	1							
Von Hayes, L OBP: 0.427, SLG: 0.487										3	2	1	1	2	1							
Mike Schmidt, R OBP: 0.379, SLG: 0.569										2	0	0	0	2	0							
Rick Schu, R OBP: 0.313, SLG: 0.441										0	0	0	0	0	0							
Glenn Wilson, R OBP: 0.321, SLG: 0.448										4	0	0	0	0	1	5						
Chris James, R OBP: 0.357, SLG: 0.563										4	2	2	1	0	1	0						
Lance Parrish, R OBP: 0.282, SLG: 0.352										3	1	1	1	1	0	0						
Ken Dowell, R OBP: 0.111, SLG: 0.111										4	2	1	0	0	1	2						
Shane Rawley, R OBP: 0.279, SLG: 0.333										3	1	1	2	0	2	0						
Doug Bair, R ERA:	(7, 1) 2.2 8 2 0 0 1 0 0 0 0 0 0 0 10 10 0.00 0.750																					
<b>Inning Stats</b>	R: 2 E: 0 K: 0 S: 5	H: 2 LOB: 0 BB: 0 P: 5	R: 0 E: 0 K: 1 S: 5	H: 0 LOB: 0 BB: 0 P: 5	R: 0 E: 0 K: 1 S: 4	H: 0 LOB: 1 BB: 1 P: 8	R: 2 E: 0 K: 0 S: 4	H: 2 LOB: 2 BB: 2 P: 12	R: 0 E: 0 K: 1 S: 5	H: 0 LOB: 3 BB: 3 P: 17	R: 5 E: 1 K: 0 S: 6	H: 3 LOB: 0 BB: 2 P: 14	R: 0 E: 0 K: 2 S: 7	H: 0 LOB: 0 BB: 0 P: 7	R: 2 E: 0 K: 2 S: 9	H: 2 LOB: 0 BB: 0 P: 9	R: 0 E: 0 K: 0 S: 3	H: 2 LOB: 0 BB: 0 P: 3	1B: 2 2B: 2 3B: 2 HR: 3	SF: 0 SAC: 1 DP: 3 HBP: 0	WP: 1 PB: 0 SB: 1 CS: 0	PA: 39
<b>PITCHER</b>	IP WLS BF H R ER SO BB IBB HBP BLK WP HR S P ERA WHIP																					
Dom Taylor, R ERA: 5.74	(1, 1) 4.1 L 19 4 4 4 3 4 0 0 0 0 0 1 21 37 8.31 1.846																					
Brian Fisher, R ERA: 5.18	(5, 1) 0.2 4 0 0 0 0 1 1 0 0 0 0 0 2 10 0.00 1.500																					
Barry Jones, R ERA: 12.75	(6, 1) 0.0 5 3 5 4 0 1 0 0 0 0 0 1 4 8 ∞ ∞																					
John Smiley, L ERA: 5.72	(6, 1) 2.0 6 0 0 0 2 1 0 0 0 0 0 0 9 13 0.00 0.500																					
Don Robinson, R ERA: 4.14	(8, 1) 1.0 5 2 2 2 2 0 0 0 0 0 0 1 9 9 18.00 2.000																					

AB	30
R	11
H	9
RBI	9
BB	8
SO	7
LOB	11













Batter	1	2	3	4	5	6	7	8	9	AB	R	H	RBI	BB	SO	LOB	TOP		
<b>Billy Hatcher, R</b> OBP: 0.364, SLG: 0.436 (1, 8)	5-3		F7	F8			HBP		5-3	4	0	0	0	0	0	3			
<b>Bill Doran, S</b> OBP: 0.343, SLG: 0.403 (1, 4)	4-3 1B 2B		F7		F9		F7		1B	5	1	2	0	0	0	1			
<b>Denny Walling, L</b> OBP: 0.363, SLG: 0.439 (1, 5)	4-3 2-3		2B		1B		BB		L7	4	0	2	0	1	0	3			
<b>Glenn Davis, R</b> OBP: 0.341, SLG: 0.519 (1, 3)	1B		5-3		F8		K			4	0	1	1	0	1	4			
<b>Kevin Bass, S</b> OBP: 0.341, SLG: 0.455 (1, 9)	K			FC4-6 1B	F9				F8 1B	4	1	2	0	0	1	2			
<b>Jose Cruz, L</b> OBP: 0.322, SLG: 0.411 (1, 7)		1B 4-3 G4-3-6		FC4-6 BB		F8		F8		3	1	1	0	1	0	1			
<b>Craig Reynolds, L</b> OBP: 0.315, SLG: 0.379 (1, 6)	4-3		FC4-6 SH1-4 1B		G3			F9		4	0	0	0	0	0	3			
<b>Ronn Reynolds, R</b> OBP: 0.173, SLG: 0.196 (1, 2)		4-3 1B		SH1-4 1B	6-3				F7	4	0	2	1	0	0	0			
<b>Jim Deshaies, L</b> OBP: 0.237, SLG: 0.094 (1, 1)		G4-3-6		SH1-4 1B			L7			1	0	0	0	0	0	1			
<b>Terry Puhl, L</b> OBP: 0.285, SLG: 0.260 (7, PH)										1	0	0	0	0	0	0			
<b>Ron Mathis, R</b> OBP: 0.383, SLG: 0.470 (8, 1)									1B	0	0	0	0	0	0	0			
<b>Alan Ashby, S</b> OBP: 0.383, SLG: 0.470 (9, PH)									2B	1	0	1	0	0	0	0			
<b>Inning Stats</b>	R: 1 E: 0 K: 1 S: 7	H: 2 LOB: 1 BB: 0 P: 7	R: 1 E: 0 K: 0 S: 4	H: 2 LOB: 0 BB: 0 P: 4	R: 0 E: 0 K: 0 S: 4	H: 1 LOB: 1 BB: 0 P: 4	R: 1 E: 0 K: 0 S: 5	H: 2 LOB: 2 BB: 1 P: 9	R: 0 E: 0 K: 0 S: 4	H: 0 LOB: 1 BB: 0 P: 4	R: 0 E: 0 K: 0 S: 3	H: 0 LOB: 2 BB: 1 P: 10	R: 0 E: 0 K: 0 S: 3	H: 1 LOB: 0 BB: 0 P: 3	R: 0 E: 0 K: 0 S: 5	H: 2 LOB: 2 BB: 0 P: 5	1B: 8 2B: 3 3B: 0 HR: 0	SF: 0 SAC: 1 DP: 1 HBP: 1	WP: 0 PA: 39 PB: 0 SB: 3 CS: 0
<b>PITCHER</b>	IP	WLS	BF	H	R	ER	SO	BB	IBB	HBP	BLK	WP	HR	S	P	ERA	WHIP		
<b>Tom Hume, R</b> ERA: 5.36 (1, 1)	6.0	W	26	8	3	3	1	1	0	0	0	0	0	27	31	4.50	1.500		
<b>Michael Jackson, R</b> ERA: 4.41 (7, 1)	3.0	S	13	3	0	0	1	1	0	1	0	0	0	13	18	0.00	1.333		

Houston Astros @ Philadelphia Phillies  
Veterans Stadium, Philadelphia, PA

AB 35  
R 3  
H 11  
RBI 2  
BB 2  
SO 2  
LOB 18



WP: 0 PA: 39  
PB: 0  
SB: 3  
CS: 0

Sat Jul 04 1987, 3:33 AM EDT  
Att: 20,178 - Unknown

Batter	1	2	3	4	5	6	7	8	9	AB	R	H	RBI	BB	SO	LOB	BOTTOM		
<b>Juan Samuel, R</b> OBP: 0.330, SLG: 0.500 (1, 4)	E S 2B		FC4-6 S 1B	K		F9		HR		3	3	1	1	2	1	2			
<b>Chris James, R</b> OBP: 0.355, SLG: 0.545 (1, 7)	K		FC4-6 BB	P3		P3		HR		3	1	0	0	2	1	3			
<b>Von Hayes, L</b> OBP: 0.427, SLG: 0.508 (1, 3)	1H 2B		FC4-6 1B	F9			HR	HR		5	3	3	4	0	0	3			
<b>Mike Schmidt, R</b> OBP: 0.391, SLG: 0.569 (1, 5)	F9		1B 2B	CS 1B			BB	BB		3	1	2	1	2	0	1			
<b>Lance Parrish, R</b> OBP: 0.283, SLG: 0.358 (1, 2)	K		F9	F3 1B		F9		K		5	0	0	0	0	2	6			
<b>Glenn Wilson, R</b> OBP: 0.327, SLG: 0.443 (1, 9)		1B CS 1B	1B 2B	1B		F9		5-3		4	1	2	1	1	0	2			
<b>Ron Roenicke, S</b> OBP: 0.217, SLG: 0.150 (1, 8)		F9	1H 2H 2B	2B		5-3		K		4	0	1	2	0	1	4			
<b>Ken Dowell, R</b> OBP: 0.136, SLG: 0.136 (1, 6)		CS 1B	6-3			4-3		FC6-4		4	0	1	0	0	0	3			
<b>Tom Hume, R</b> OBP: 0.167, SLG: 0.167 (1, 1)									F9	2	0	1	0	0	1	2			
<b>Keith Hughes, L</b> OBP: 0.167, SLG: 0.250 (6, PH)										1	0	1	0	0	0	0			
<b>Michael Jackson, R</b> OBP: 0.154, SLG: 0.083 (7, 1)										1	0	0	0	0	0	0			
<b>Inning Stats</b>	R: 1 E: 0 K: 2 S: 8	H: 1 LOB: 1 BB: 1 P: 12	R: 0 E: 0 K: 1 S: 6	H: 2 LOB: 1 BB: 0 P: 6	R: 4 E: 0 K: 0 S: 6	H: 3 LOB: 1 BB: 2 P: 14	R: 0 E: 0 K: 1 S: 6	H: 1 LOB: 1 BB: 0 P: 6	R: 0 E: 0 K: 0 S: 4	H: 1 LOB: 1 BB: 0 P: 4	R: 0 E: 0 K: 0 S: 4	H: 1 LOB: 2 BB: 2 P: 14	R: 3 E: 0 K: 1 S: 7	H: 2 LOB: 1 BB: 2 P: 15	1B: 7 2B: 2 3B: 0 HR: 3	SF: 0 SAC: 0 DP: 0 HBP: 0	WP: 0 PA: 42 PB: 0 SB: 2 CS: 3		
<b>PITCHER</b>	IP	WLS	BF	H	R	ER	SO	BB	IBB	HBP	BLK	WP	HR	S	P	ERA	WHIP		
<b>Jim Deshaies, L</b> ERA: 3.74 (1, 1)	6.0	L	29	9	5	5	4	3	0	0	0	0	2	8	20	20.25	3.750		
<b>Ron Mathis, R</b> ERA: 5.25 (7, 1)	1.1		9	2	3	3	1	3	0	0	0	0	0	8	20	20.25	3.750		
<b>Rocky Childress, R</b> ERA: 2.45 (8, 1)	0.2		4	1	1	1	1	1	0	0	0	0	1	5	9	13.50	3.000		

Houston Astros @ Philadelphia Phillies  
Veterans Stadium, Philadelphia, PA

AB 35  
R 9  
H 12  
RBI 9  
BB 7  
SO 6  
LOB 26



WP: 0 PA: 42  
PB: 0  
SB: 2  
CS: 3

Sat Jul 04 1987, 3:33 AM EDT  
Att: 20,178 - Unknown



Batter	1	2	3	4	5	6	7	8	9	AB	R	H	RBI	BB	SO	LOB	TOP
<b>Billy Hatcher, R</b> OBP: 0.370, SLG: 0.442 (1, 8)										5	2	4	1	0	0	0	Houston Astros @ Philadelphia Phillies Veterans Stadium, Philadelphia, PA Sun Jul 05 1987, 3:33 AM EDT Att: 30,179 - Unknown
<b>Bill Doran, S</b> OBP: 0.343, SLG: 0.403 (1, 4)										5	0	2	0	0	1	3	
<b>Denny Walling, L</b> OBP: 0.358, SLG: 0.435 (1, 5)										4	0	1	2	0	0	3	
<b>Glenn Davis, R</b> OBP: 0.342, SLG: 0.520 (1, 3)										5	1	2	0	0	0	2	
<b>Kevin Bass, S</b> OBP: 0.348, SLG: 0.459 (1, 9)										4	2	3	1	1	0	2	
<b>Jose Cruz, L</b> OBP: 0.320, SLG: 0.413 (1, 7)										4	2	1	1	0	0	3	
<b>Alan Ashby, S</b> <b>Ronn Reynolds, R</b> OBP: 0.173, SLG: 0.196 (9, PR) (9, 2)										4	0	1	2	1	0	2	
<b>Craig Reynolds, L</b> OBP: 0.317, SLG: 0.378 (1, 6)										3	1	1	1	1	1	2	
<b>Mike Scott, R</b> <b>Larry Andersen, R</b> OBP: 0.122, SLG: 0.053 (7, 1)										3	0	0	0	0	2	2	
<b>Inning Stats</b>	R: 1 E: 1 K: 1 S: 6	H: 1 LOB: 0 BB: 0 P: 6	R: 0 E: 0 K: 0 S: 4	H: 2 LOB: 2 BB: 0 P: 5	R: 0 E: 1 K: 1 S: 6	H: 0 LOB: 1 BB: 0 P: 6	R: 0 E: 0 K: 0 S: 4	H: 2 LOB: 1 BB: 0 P: 4	R: 1 E: 0 K: 0 S: 8	H: 3 LOB: 2 BB: 0 P: 6	R: 1 E: 0 K: 1 S: 7	H: 2 LOB: 1 BB: 0 P: 7	R: 2 E: 0 K: 1 S: 8	H: 3 LOB: 2 BB: 1 P: 12	1B: 12 2B: 3 3B: 0 HR: 0	SF: 3 SAC: 0 DP: 1 HBP: 0	WP: 0 PA: 45 PB: 0 SB: 3 CS: 0
<b>PITCHER</b>	IP WLS BF H R ER SO BB IBB HBP BLK WP HR S P ERA WHIP																
<b>Kevin Gross, R</b> ERA: 4.15 (1, 1)	6.0 L 27 7 4 2 4 2 0 0 0 0 0 0 0 33 41 3.00 1.500																
<b>Doug Bair, R</b> ERA: 9.93 (7, 1)	0.2 5 3 1 1 0 0 0 0 0 0 0 0 0 5 5 13.50 4.500																
<b>Wally Ritchie, L</b> ERA: 3.67 (7, 1)	1.1 6 2 1 1 1 0 0 0 0 0 0 0 0 8 8 6.75 1.500																
<b>Kent Tekulve, R</b> ERA: 3.91 (9, 1)	1.0 7 3 2 2 1 0 0 1 0 0 0 0 0 8 12 18.00 3.000																

Batter	1	2	3	4	5	6	7	8	9	AB	R	H	RBI	BB	SO	LOB	BOTTOM		
<b>Juan Samuel, R</b> OBP: 0.337, SLG: 0.505 (1, 4)										3	1	2	0	2	0	0	Houston Astros @ Philadelphia Phillies Veterans Stadium, Philadelphia, PA Sun Jul 05 1987, 3:33 AM EDT Att: 30,179 - Unknown		
<b>Milt Thompson, L</b> OBP: 0.313, SLG: 0.369 (1, 8)										4	0	0	0	0	1	7			
<b>Wally Ritchie, L</b> OBP: 0.500, SLG: 0.500 (6, PH)										0	0	0	0	0	0	0			
<b>Chris James, R</b> OBP: 0.352, SLG: 0.541 (9, 1)										0	0	0	0	0	0	0			
<b>Von Hayes, L</b> OBP: 0.423, SLG: 0.500 (1, 3)										4	0	0	0	1	0	3			
<b>Mike Schmidt, R</b> OBP: 0.395, SLG: 0.568 (1, 5)										4	0	2	1	1	0	0			
<b>Glenn Wilson, R</b> OBP: 0.334, SLG: 0.443 (1, 9)										2	1	1	0	3	1	2			
<b>Greg Gross, L</b> OBP: 0.417, SLG: 0.423 (1, 7)										4	0	1	1	1	0	6			
<b>Darren Daulton, L</b> OBP: 0.283, SLG: 0.426 (1, 2)										3	0	0	0	2	2	3			
<b>Ken Dowell, R</b> OBP: 0.125, SLG: 0.125 (6, PH)										2	0	0	0	0	1	2			
<b>Keith Hughes, L</b> OBP: 0.154, SLG: 0.231 (6, PH)										1	0	0	0	0	1	0			
<b>Doug Bair, R</b> OBP: 0.200, SLG: 0.136 (7, 8)										0	0	0	0	0	0	0			
<b>Ron Roenicke, S</b> OBP: 0.200, SLG: 0.136 (7, 8)										2	0	0	0	0	0	5			
<b>Kevin Gross, R</b> OBP: 0.129, SLG: 0.129 (6, PH)										1	0	0	0	0	1	0			
<b>Luis Aguayo, R</b> OBP: 0.277, SLG: 0.460 (7, 6)										1	0	0	0	1	0	3			
<b>Inning Stats</b>	R: 1 E: 0 K: 1 S: 6	H: 1 LOB: 2 BB: 2 P: 14	R: 0 E: 0 K: 2 S: 7	H: 0 LOB: 0 BB: 0 P: 7	R: 0 E: 0 K: 1 S: 6	H: 2 LOB: 3 BB: 1 P: 10	R: 0 E: 0 K: 1 S: 5	H: 0 LOB: 3 BB: 3 P: 17	R: 1 E: 0 K: 0 S: 5	H: 2 LOB: 1 BB: 0 P: 5	R: 0 E: 0 K: 1 S: 6	H: 1 LOB: 2 BB: 1 P: 10	R: 0 E: 0 K: 0 S: 3	H: 0 LOB: 0 BB: 0 P: 3	R: 0 E: 1 K: 1 S: 6	H: 0 LOB: 2 BB: 1 P: 10	1B: 4 2B: 2 3B: 0 HR: 0	SF: 0 SAC: 1 DP: 0 HBP: 0	WP: 0 PA: 44 PB: 0 SB: 1 CS: 1
<b>PITCHER</b>	IP WLS BF H R ER SO BB IBB HBP BLK WP HR S P ERA WHIP																		
<b>Mike Scott, R</b> ERA: 2.47 (1, 1)	6.0 S 30 0 0 0 6 7 0 0 0 0 0 0 0 35 63 3.00 2.167																		
<b>Larry Andersen, R</b> ERA: 3.02 (7, 1)	3.0 S 14 0 0 0 1 4 0 0 0 0 0 0 0 12 28 0.00 1.333																		



Batter	1	2	3	4	5	6	7	8	9	AB	R	H	RBI	BB	SO	LOB	TOP								
Juan Samuel, R (1,4) OBP: 0.341, SLG: 0.509	0-3 K		0-0 4-3	0-0 2B		0-0 1B		0-0 1B		5	0	3	1	0	1	0	<b>Philadelphia Phillies @ Cincinnati Reds</b> Riverfront Stadium, Cincinnati, OH Mon Jul 06 1987, 7:05 PM EDT Att: 18,802 - Unknown								
Milt Thompson, L (1,8) OBP: 0.315, SLG: 0.370	4-0 2B		0-0 HR	0-0 1B		0-0 SF7		0-0 F7		2	2	1	1	1	1	0									
Ron Roenicke, S (8,PH) OBP: 0.192, SLG: 0.130			2B	HR	1B					1	0	0	0	0	0	2									
Von Hayes, L (1,3) OBP: 0.429, SLG: 0.524	0-0 2B		0-0 HR	2B		0-0 IBB				4	2	3	2	1	1	0									
Mike Schmidt, R (1,5) OBP: 0.387, SLG: 0.555	0-0 P4		0-0 K	0-0 F8				0-0 F7		5	0	0	0	0	1	5									
Lance Parrish, R (1,2) OBP: 0.290, SLG: 0.376	0-0 P5		0-0 HR			0-0 HR		0-0 F3		5	2	3	3	0	0	1									
Glenn Wilson, R (1,9) OBP: 0.335, SLG: 0.453		0-0 L4	0-0 L4			0-0 HR		0-0 3-1		5	1	2	2	0	0	0									
Chris James, R (1,7) OBP: 0.346, SLG: 0.534		0-0 2B		0-0 4-3		0-0 F9		0-0 6-3		5	0	1	0	0	1	2									
Luis Aguayo, R (1,6) OBP: 0.275, SLG: 0.448		0-0 5-3		0-0 1B	2B	0-0 F4		0-0 6-3		4	1	0	0	1	0	3									
Shane Rawley, R (1,1) OBP: 0.267, SLG: 0.318		0-3 K		0-0 2B	BB	0-0 F9		0-0 1B		1	0	0	0	0	1	1									
Michael Jackson, R (3,1) OBP: 0.200, SLG: 0.143				0-0 2B	BB	0-0 F9				2	1	1	0	0	0	0									
Kent Tekulve, R (7,1) OBP: 0.214, SLG: 0.286				0-0 SF7	1B			0-0 1B		0	0	0	0	0	0	0									
Steve Bedrosian, R (8,1) OBP: 0.214, SLG: 0.286				1-3 SF7	1B			0-0 1B		0	0	0	0	0	0	0									
<b>Inning Stats</b>	R: 1 E: 0 K: 1 S: 6	H: 1 LOB: 1 BB: 1 P: 10	R: 0 E: 0 K: 1 S: 6	H: 1 LOB: 1 BB: 0 P: 6	R: 3 E: 0 K: 1 S: 8	H: 3 LOB: 0 BB: 0 P: 8	R: 2 E: 0 K: 0 S: 5	H: 2 LOB: 2 BB: 2 P: 13	R: 2 E: 0 K: 0 S: 5	H: 2 LOB: 0 BB: 0 P: 5	R: 0 E: 0 K: 2 S: 7	H: 1 LOB: 0 BB: 0 P: 7	R: 0 E: 0 K: 0 S: 3	H: 0 LOB: 0 BB: 0 P: 3	R: 0 E: 0 K: 0 S: 5	H: 2 LOB: 2 BB: 0 P: 5	R: 1 E: 0 K: 1 S: 8	H: 3 LOB: 3 BB: 0 P: 8	1B: 8 2B: 4 3B: 0 HR: 3	SF: 1 SAC: 0 DP: 0 HBP: 0	WP: 0 PB: 0 CS: 0 SB: 0	PA: 44			
<b>PITCHER</b>	IP	WLS	BF	H	R	ER	SO	BB	IBB	HBP	BLK	WP	HR	S	P	ERA	WHIP								
Ted Power, R (1,1) ERA: 4.38	5.0	L	27	9	8	8	3	2	1	0	0	0	2	30	42	14.40	2.200								
Frank Williams, R (6,1) ERA: 2.52	2.0	6	1	0	0	2	0	0	0	0	0	0	0	10	10	0.00	0.500								
Bill Landrum, R (8,1) ERA: 3.82	0.2	4	2	0	0	0	0	0	0	0	0	0	4	4	0.00	3.000									
Bill Scherrer, L (8,1) ERA: 7.36	1.1	7	3	1	1	1	1	0	0	0	0	0	1	9	9	6.75	2.250								

Batter	1	2	3	4	5	6	7	8	9	AB	R	H	RBI	BB	SO	LOB	BOTTOM									
Tracy Jones, R (1,7) OBP: 0.353, SLG: 0.515	4-0 CS	0-0 F8		0-0 F6			0-0 1B		0-0 P4	4	0	1	0	1	0	1	<b>Philadelphia Phillies @ Cincinnati Reds</b> Riverfront Stadium, Cincinnati, OH Mon Jul 06 1987, 7:05 PM EDT Att: 18,802 - Unknown									
Dave Concepcion, R (1,4) OBP: 0.368, SLG: 0.359	0-3 K	0-0 F9			0-0 F9		0-0 1B			4	0	1	0	0	1	2										
Eric Davis, R (1,8) OBP: 0.404, SLG: 0.673	0-0 5-3		0-0 2B		0-0 K		0-0 G5-4-3		0-0 G5-4-3	4	1	1	0	0	1	2										
Dave Parker, L (1,9) OBP: 0.331, SLG: 0.484		0-0 BB	0-0 1B	0-0 2B	0-0 2B	0-0 BB	0-0 F7			3	2	2	1	1	0	0										
Buddy Bell, R (1,5) OBP: 0.362, SLG: 0.434	4-0 E	0-0 1B	0-0 L4-3		0-0 F6			0-0 1B		3	1	2	1	1	0	1										
Bo Diaz, R (1,2) OBP: 0.328, SLG: 0.435	0-0 WP	0-0 2B	0-0 1B	0-0 K		0-3 K		0-0 F9		4	1	1	1	0	2	2										
Nick Esasky, R (1,3) OBP: 0.288, SLG: 0.543	0-0 E4	0-0 2B	0-0 L4-3		0-0 K		0-0 K		0-0 F9	4	1	0	0	0	1	4										
Barry Larkin, R (1,6) OBP: 0.280, SLG: 0.365	0-0 5-3		0-0 K		0-0 K		0-0 F8		0-0 F3	4	0	0	0	0	1	2										
Ted Power, R (1,1) ERA: 4.43	2.0	W	16	3	0	0	7	1	0	0	0	0	0	0	0	0										
Frank Williams, R (6,1) ERA: 4.13	4.1	W	16	3	0	0	7	1	0	0	0	0	0	0	0	0										
Dave Collins, S (7,PH) ERA: 4.13	0.2	1	0	0	0	0	0	0	0	0	0	0	0	0	0	0										
Bill Landrum, R (8,1) ERA: 3.86	0.2	S	7	1	0	0	0	0	0	0	0	0	0	0	0	0										
Bill Scherrer, L (8,1) ERA: 7.36	2.0	S	7	1	0	0	0	0	0	0	0	0	0	0	0	0										
Terry Francona, L (8,PH) ERA: 2.96	2.0	S	7	1	0	0	0	0	0	0	0	0	0	0	0	0										
<b>Inning Stats</b>	R: 0 E: 0 K: 1 S: 4	H: 0 LOB: 0 BB: 1 P: 8	R: 4 E: 1 K: 0 S: 7	H: 3 LOB: 1 BB: 1 P: 11	R: 2 E: 0 K: 1 S: 7	H: 3 LOB: 0 BB: 0 P: 7	R: 0 E: 0 K: 2 S: 7	H: 0 LOB: 0 BB: 0 P: 7	R: 0 E: 0 K: 1 S: 5	H: 0 LOB: 1 BB: 1 P: 9	R: 0 E: 0 K: 2 S: 7	H: 0 LOB: 0 BB: 0 P: 7	R: 0 E: 0 K: 1 S: 6	H: 2 LOB: 1 BB: 0 P: 6	R: 0 E: 0 K: 0 S: 4	H: 1 LOB: 1 BB: 0 P: 4	R: 0 E: 0 K: 0 S: 3	H: 0 LOB: 0 BB: 0 P: 3	1B: 6 2B: 4 3B: 0 HR: 0	SF: 0 SAC: 0 DP: 2 HBP: 0	WP: 1 PB: 0 CS: 1 SB: 0	PA: 37				
<b>PITCHER</b>	IP	WLS	BF	H	R	ER	SO	BB	IBB	HBP	BLK	WP	HR	S	P	ERA	WHIP									
Shane Rawley, L (1,1) ERA: 4.43	2.0	W	16	3	0	0	7	1	0	0	0	0	0	29	33	0.00	0.923									
Michael Jackson, R (3,1) ERA: 4.13	0.2	1	0	0	0	0	0	0	0	0	0	0	0	1	1	0.00	0.000									
Kent Tekulve, R (7,1) ERA: 3.86	0.2	S	7	1	0	0	0	0	0	0	0	0	0	0	0	0	0.00	0.500								
Steve Bedrosian, R (8,1) ERA: 2.96	2.0	S	7	1	0	0	0	0	0	0	0	0	0	7	7	0.00	0.500									





Batter	1	2	3	4	5	6	7	8	9	10	AB	R	H	RBI	BB	SO	LOB	TOP										
Juan Samuel, R OBP: 0.344, SLG: 0.508 (1, 4)	K		1B		K	BB		K		2B	5	2	2	1	1	3	2	<b>Philadelphia Phillies @ Cincinnati Reds</b> Riverfront Stadium, Cincinnati, OH Tue Jul 07 1987, 7:05 PM EDT Att: 22,553 - Unknown										
Milt Thompson, L OBP: 0.319, SLG: 0.374 Tom Hume, R OBP: 0.167, SLG: 0.167 Greg Gross, L OBP: 0.424, SLG: 0.423 Wally Ritchie, L OBP: 0.500, SLG: 0.500 Luis Aguayo, R OBP: 0.278, SLG: 0.455 Von Hayes, L OBP: 0.433, SLG: 0.524	4-3		1B		K	BB		K		BB	3	0	2	1	0	0	0											
Mike Schmidt, R OBP: 0.396, SLG: 0.545 Steve Bedrosian, R (10, 1)	BB		1B		F9					F9	4	1	0	0	2	0	6											
Lance Parrish, R OBP: 0.288, SLG: 0.384 (1, 2)	K				5-3					6-3	5	1	1	1	0	1	3											
Glenn Wilson, R OBP: 0.353, SLG: 0.449 (1, 9)		4-3			F9					G3	5	0	1	0	0	0	0											
Chris James, R OBP: 0.348, SLG: 0.529 (5, 8) (8, 7)		F8			F9						5	2	2	0	0	0	2											
Ken Dowell, R OBP: 0.179, SLG: 0.148 Kent Tekulve, R (7, 1)		6-3									3	2	1	0	1	0	1											
Rick Schu, R OBP: 0.316, SLG: 0.462 (10, 5)					1B					SH1-4	0	0	0	0	0	0	0											
Don Carman, L OBP: 0.092, SLG: 0.067 Doug Bair, R OBP: 0.313, SLG: 0.438 Keith Hughes, L OBP: 0.274, SLG: 0.280 (5, 7) (8, 8)			6-3		1B					P4	0	0	0	0	0	0	0											
Ron Roenicke, R OBP: 0.274, SLG: 0.280 (8, 8)					1B						2	1	1	1	0	0	1											
<b>Inning Stats</b>	R: 0 E: 0 K: 2 S: 7	H: 0 LOB: 2 BB: 2 P: 15	R: 0 E: 0 K: 0 S: 3	H: 0 LOB: 0 BB: 0 P: 3	R: 1 E: 0 K: 0 S: 5	H: 3 LOB: 1 BB: 0 P: 5	R: 0 E: 0 K: 0 S: 3	H: 0 LOB: 0 BB: 0 P: 3	R: 1 E: 0 K: 1 S: 7	H: 3 LOB: 1 BB: 0 P: 7	R: 4 E: 0 K: 0 S: 6	H: 3 LOB: 3 BB: 4 P: 22	R: 1 E: 0 K: 0 S: 4	H: 2 LOB: 0 BB: 0 P: 4	R: 1 E: 0 K: 3 S: 10	H: 1 LOB: 0 BB: 0 P: 10	R: 0 E: 0 K: 0 S: 3	H: 0 LOB: 0 BB: 0 P: 3	R: 2 E: 0 K: 0 S: 6	H: 3 LOB: 2 BB: 1 P: 10	1B: 11 2B: 2 3B: 0 HR: 2	SF: 0 SAC: 1 DP: 2 HBP: 0	WP: 1 PB: 0 SB: 0 CS: 0	PA: 49				
<b>PITCHER</b>	IP	WLS	BF	H	R	ER	SO	BB	IBB	HBP	BLK	WP	HR	S	P	ERA	WHIP											
Ron Robinson, R ERA: 3.79 Bill Landrum, R ERA: 3.82 Rob Murphy, L ERA: 3.09 Frank Williams, R ERA: 2.72 John Franco, L ERA: 1.92	(1, 1)	5.2	27	8	6	6	3	4	0	0	0	0	0	29	45	9.53	2.118											
Tracy Jones, R OBP: 0.357, SLG: 0.512 (1, 7)	F7		1B		FC1-6					5-3											5	1	2	0	1	0	0	
Dave Concepcion, R OBP: 0.361, SLG: 0.351 (1, 4)	6-3		1B		FC1-6																6	0	1	0	0	0	3	
Eric Davis, R OBP: 0.407, SLG: 0.682 John Franco, L OBP: 0.319, SLG: 0.367 (10, PH)	HR		HR		FC5-4					K											4	2	2	1	1	1	2	
Dave Parker, L OBP: 0.335, SLG: 0.492 (1, 9)	1B		HR		K					G3											5	3	3	1	0	1	2	
Buddy Bell, R OBP: 0.356, SLG: 0.430 (1, 5)	BB		HR		FC5-4					5-3											2	1	0	0	3	0	2	
Bo Diaz, R OBP: 0.329, SLG: 0.447 (1, 2)	BB		HR		BB					5-3											4	1	2	6	0	0	0	
Nick Esasky, R OBP: 0.296, SLG: 0.536 Terry Francona, L OBP: 0.241, SLG: 0.259 (9, PH)	BB		HR		BB					6-3											3	0	1	0	1	0	0	
Barry Larkin, R OBP: 0.272, SLG: 0.354 (1, 6)	F7		K		F8					L7											5	0	0	0	0	2	6	
Ron Robinson, R OBP: 0.383, SLG: 0.691 Bill Landrum, R ERA: 3.82 Rob Murphy, L ERA: 3.09 Frank Williams, R ERA: 2.72 Dave Collins, S OBP: 0.222, SLG: 0.222 Max Venable, L (8, 8)			1-3		K					K											3	0	0	0	0	2	2	
<b>Inning Stats</b>	R: 2 E: 0 K: 0 S: 6	H: 3 LOB: 3 BB: 2 P: 14	R: 5 E: 1 K: 1 S: 9	H: 3 LOB: 1 BB: 2 P: 17	R: 0 E: 0 K: 1 S: 5	H: 0 LOB: 1 BB: 1 P: 9	R: 1 E: 0 K: 1 S: 7	H: 2 LOB: 2 BB: 1 P: 11	R: 0 E: 0 K: 1 S: 7	H: 2 LOB: 2 BB: 1 P: 7	R: 0 E: 0 K: 0 S: 3	H: 0 LOB: 0 BB: 0 P: 3	R: 0 E: 0 K: 1 S: 6	H: 1 LOB: 1 BB: 0 P: 6	R: 0 E: 0 K: 0 S: 3	H: 0 LOB: 0 BB: 0 P: 3	R: 0 E: 0 K: 1 S: 5	H: 0 LOB: 0 BB: 0 P: 5	R: 0 E: 0 K: 0 S: 3	H: 0 LOB: 0 BB: 0 P: 3	1B: 7 2B: 2 3B: 0 HR: 2	SF: 1 SAC: 0 DP: 0 HBP: 0	WP: 0 PB: 0 SB: 3 CS: 0	PA: 48				
<b>PITCHER</b>	IP	WLS	BF	H	R	ER	SO	BB	IBB	HBP	BLK	WP	HR	S	P	ERA	WHIP											
Don Carman, L ERA: 5.12 Doug Bair, R ERA: 3.0 Tom Hume, R ERA: 5.24 Wally Ritchie, L ERA: 3.45 Kent Tekulve, R ERA: 3.7	(1, 1)	1.2	13	5	5	5	0	2	1	0	0	0	0	10	22	27.00	4.200											
Steve Bedrosian, R ERA: 2.89 (10, 1)	1.0	1.0	3	0	0	0	0	0	0	0	0	0	0	3	3	0.00	0.000											

AB	41
R	10
H	15
RBI	10
BB	7
SO	6
LOB	17



AB	41
R	8
H	11
RBI	8
BB	6
SO	6
LOB	17





Batter	1	2	3	4	5	6	7	8	9	AB	R	H	RBI	BB	SO	LOB	TOP					
Juan Samuel, R OBP: 0.342, SLG: 0.503	0-0 6-3		0-0 F6		0-0 3B 1B	0-3 K		0-0 F8		5	1	1	1	0	1	4						
Ron Roenicke, S OBP: 0.273, SLG: 0.379	0-3 K		0-0 5-3		0-0 1B 3B		4-0 FC4-6 BB		0-0 F9 BB 1B	4	1	2	1	1	1	0						
Von Hayes, L OBP: 0.436, SLG: 0.529	0-0 2B 2B			0-0 G5-4-3 1B	0-0 1B 1B		0-0 FC4-6 G6-3 1-2		0-0 P5	5	2	3	1	0	0	2						
Mike Schmidt, R OBP: 0.386, SLG: 0.545	0-0 2B			0-0 G5-4-3 1-2	0-3 K		0-0 G6-3 1-2		4-0 BB BB	4	0	1	1	1	1	3						
Lance Parrish, R OBP: 0.294, SLG: 0.386	0-0 P3			0-0 HR 1B	0-0 1B			4-0 FC6-4 1B BB	0-0 F9	4	1	2	1	1	0	3						
Glenn Wilson, R OBP: 0.334, SLG: 0.458		0-0 F8		0-0 HR	0-3 K			0-0 FC6-4 1B	0-0 6-3	5	1	2	2	0	1	3						
Chris James, R OBP: 0.346, SLG: 0.528		0-0 5-3		0-0 P4		0-0 2B		0-0 FC6-4 BB		4	0	1	0	0	0	2						
Luis Aguayo, R OBP: 0.283, SLG: 0.453		0-0 F8			0-0 1B 1B	0-3 K		4-0 BB BB	0-0 BB	3	1	1	0	1	1	1						
Bruce Ruffin, S OBP: 0.053, SLG: 0.079			0-3 K		0-0 SH2	0-3 K		0-3 K		3	0	0	0	0	3	4						
<b>Inning Stats</b>	R: 1 E: 0 K: 1 S: 7	H: 2 LOB: 1 BB: 0 P: 7	R: 0 E: 0 K: 0 S: 3	H: 0 LOB: 0 BB: 0 P: 3	R: 0 E: 0 K: 1 S: 5	H: 0 LOB: 0 BB: 0 P: 5	R: 2 E: 0 K: 0 S: 5	H: 3 LOB: 0 BB: 0 P: 5	R: 4 E: 1 K: 2 S: 12	H: 5 LOB: 1 BB: 0 P: 12	R: 0 E: 0 K: 3 S: 10	H: 1 LOB: 1 BB: 0 P: 10	R: 0 E: 0 K: 0 S: 2	H: 0 LOB: 0 BB: 1 P: 6	R: 0 E: 0 K: 1 S: 6	H: 1 LOB: 3 BB: 2 P: 14	R: 0 E: 0 K: 0 S: 4	H: 1 LOB: 2 BB: 1 P: 8	1B: 8 2B: 3 3B: 1 HR: 1	SF: 0 SAC: 1 DP: 2 HBP: 0	WP: 0 PB: 0 SB: 1 CS: 0	PA: 42
<b>PITCHER</b>	IP WLS BF H R ER SO BB IBB HBP BLK WP HR S P ERA WHIP	IP WLS BF H R ER SO BB IBB HBP BLK WP HR S P ERA WHIP															IP WLS BF H R ER SO BB IBB HBP BLK WP HR S P ERA WHIP					
Guy Hoffman, L ERA: 3.89	(1, 1) 4.1 L 21 9 7 7 2 0 0 0 0 0 1 25 25 14.54 2.077	(5, 1) 2.2 10 2 0 0 5 1 0 0 0 0 0 19 23 0.00 1.125	(8, 1) 2.0 11 2 0 0 1 3 0 0 0 0 0 10 22 0.00 2.500																			

Philadelphia Phillies @ Cincinnati Reds  
Riverfront Stadium, Cincinnati, OH  
Wed Jul 08 1987, 7:05 PM EDT  
Att: 26,082 - Unknown

AB	37
R	7
H	13
RBI	7
BB	4
SO	8
LOB	22



Batter	1	2	3	4	5	6	7	8	9	AB	R	H	RBI	BB	SO	LOB	BOTTOM					
Tracy Jones, R OBP: 0.359, SLG: 0.516	0-0 CS 1B		0-0 4-3		0-0 2B			0-0 5-3		4	0	2	0	0	0	0						
Dave Concepcion, R OBP: 0.370, SLG: 0.357	0-0 5-3 1-2		0-0 1B		4-0 BB			0-0 1B		3	0	2	0	1	0	1						
Eric Davis, R OBP: 0.409, SLG: 0.691	0-0 HR		0-0 1-3 1B		0-3 K			0-0 F9		4	1	2	1	0	1	3						
Max Venable, L (9, 8)								0-0 F9		0	0	0	0	0	0	0						
Dave Parker, L OBP: 0.331, SLG: 0.486	0-3 K		0-0 F8		0-0 P4			0-0 F9		4	0	0	0	0	1	3						
Buddy Bell, R OBP: 0.361, SLG: 0.423		0-0 5-3		0-0 F9		0-0 5-3			0-0 1-3	4	0	0	0	0	0	0						
Nick Esasky, R OBP: 0.285, SLG: 0.554		0-0 6-3		0-0 F8		0-3 K			0-0 HR	4	1	1	1	0	1	0						
Lloyd McClendon, R OBP: 0.204, SLG: 0.319		0-0 E1 FC4-6		0-0 6-3			0-0 F7		0-0 5-3	4	0	0	0	0	0	0						
Barry Larkin, R OBP: 0.272, SLG: 0.352		0-0 FC4-6 1-2			0-0 6-3			0-0 F8		4	0	1	0	0	0	1						
Guy Hoffman, L OBP: 0.150, SLG: 0.150			0-0 5-3							1	0	0	0	0	0	0						
Bill Landrum, R OBP: 0.200, SLG: 0.200					0-0 1-3					1	0	0	0	0	0	0						
Dave Collins, S OBP: 0.200, SLG: 0.200								0-0 G6-4-3 1B		1	0	0	0	0	0	1						
Bill Scherrer, L (8, 1)								1-2		0	0	0	0	0	0	0						
<b>Inning Stats</b>	R: 1 E: 0 K: 1 S: 6	H: 2 LOB: 0 BB: 0 P: 6	R: 0 E: 1 K: 0 S: 4	H: 0 LOB: 1 BB: 0 P: 4	R: 0 E: 0 K: 0 S: 5	H: 2 LOB: 2 BB: 0 P: 5	R: 0 E: 0 K: 0 S: 3	H: 0 LOB: 0 BB: 0 P: 3	R: 0 E: 0 K: 1 S: 6	H: 1 LOB: 2 BB: 1 P: 10	R: 0 E: 0 K: 1 S: 5	H: 0 LOB: 0 BB: 0 P: 5	R: 0 E: 0 K: 0 S: 3	H: 1 LOB: 0 BB: 0 P: 3	R: 0 E: 0 K: 0 S: 4	H: 1 LOB: 0 BB: 0 P: 4	R: 1 E: 0 K: 0 S: 4	H: 1 LOB: 0 BB: 0 P: 4	1B: 5 2B: 1 3B: 0 HR: 2	SF: 0 SAC: 0 DP: 1 HBP: 0	WP: 0 PB: 0 SB: 0 CS: 1	PA: 35
<b>PITCHER</b>	IP WLS BF H R ER SO BB IBB HBP BLK WP HR S P ERA WHIP	IP WLS BF H R ER SO BB IBB HBP BLK WP HR S P ERA WHIP															IP WLS BF H R ER SO BB IBB HBP BLK WP HR S P ERA WHIP					
Bruce Ruffin, L ERA: 4.49	(1, 1) 9.0 W 35 8 2 2 3 1 0 0 0 0 2 40 44 2.00 1.000																					

Philadelphia Phillies @ Cincinnati Reds  
Riverfront Stadium, Cincinnati, OH  
Wed Jul 08 1987, 7:05 PM EDT  
Att: 26,082 - Unknown

AB	34
R	2
H	8
RBI	2
BB	1
SO	3
LOB	9





Batter	1	2	3	4	5	6	7	8	9	AB	R	H	RBI	BB	SO	LOB	TOP																			
Juan Samuel, R OBP: 0.340, SLG: 0.498	0-3 K	0-0 F9		0-0 SF8		0-3 K			1-0 1B HBP	3	0	0	1	0	2	1	Philadelphia Phillies @ Atlanta Braves Atlanta-Fulton County Stadium, Atlanta, GA Thu Jul 09 1987, 7:05 PM EDT Att: 10,671 - Unknown																			
Ron Roenicke, S OBP: 0.289, SLG: 0.364	0-0 BB HR		4-0 F8 4-3 BB	0-0 5-3		0-0 4-3			0-0 F7	4	1	1	0	1	0	3																				
Von Hayes, L OBP: 0.441, SLG: 0.531	4-0 HR BB		0-0 4-3		4-0 FC6-4 BB		0-0 G6-4-3 1B		0-0 S 1B	3	1	2	0	2	0	1																				
Mike Schmidt, R OBP: 0.383, SLG: 0.550	0-0 HR		0-0 F8		0-0 FC6-4 G5-4-3		0-0 G6-4-3		0-0 6-3	5	1	1	3	0	0	5																				
Lance Parrish, R OBP: 0.293, SLG: 0.382	5-3		0-0		0-0 G5-4-3		0-0 4-3			3	0	0	0	1	0	1																				
Glenn Wilson, R OBP: 0.336, SLG: 0.462	0-0 1B		0-0 F7			0-0 HR 2B		0-0 4-3		4	1	2	0	0	0	2																				
Chris James, R OBP: 0.350, SLG: 0.550	0-3 K		0-0 L9 SF8 1B		0-0 HR		0-0 1-3			4	2	2	2	0	1	1																				
Luis Aguayo, R OBP: 0.282, SLG: 0.447		0-0 6-3		0-0 1B		0-3 K		0-3 K		4	0	1	0	0	2	0																				
Kevin Gross, R Tom Hume, R Doug Bair, R Wally Ritchie, L Kent Tekulve, R Greg Gross, L	0-0 6-3		0-0 L9		0-0 1B		0-0 1B		0-0 1-3	2	0	0	0	0	0	2																				
Inning Stats	R: 3 E: 0 K: 2 S: 10	H: 3 LOB: 1 BB: 1 P: 14	R: 0 E: 0 K: 0 S: 3	H: 0 LOB: 0 BB: 0 P: 3	R: 0 E: 0 K: 0 S: 3	H: 0 LOB: 2 BB: 2 P: 11	R: 1 E: 0 K: 0 S: 5	H: 2 LOB: 1 BB: 0 P: 5	R: 0 E: 0 K: 0 S: 2	H: 0 LOB: 0 BB: 1 P: 6	R: 2 E: 0 K: 2 S: 10	H: 3 LOB: 1 BB: 0 P: 10	R: 0 E: 0 K: 1 S: 5	H: 0 LOB: 0 BB: 0 P: 5	R: 0 E: 0 K: 0 S: 4	H: 1 LOB: 2 BB: 0 P: 5		1B: 7 2B: 1 3B: 0 HR: 2	SF: 1 SAC: 0 DP: 2 HBP: 1	WP: 0 PB: 0 SB: 1 CS: 0	PA: 40															
PITCHER	IP	WLS	BF	H	R	ER	SO	BB	IBB	HBP	BLK	WP	HR	S	P	ERA	WHIP	PITCHER		IP	WLS	BF	H	R	ER	SO	BB	IBB	HBP	BLK	WP	HR	S	P	ERA	WHIP
Zane Smith, L ERA: 4.36	(1, 1)	5.1	27	8	6	6	3	4	0	0	0	0	2	29	45	10.12	2.250																			
Jeff Dedmon, R ERA: 2.61	(6, 1)	3.2	W	13	2	0	0	2	0	0	1	0	0	0	16	17	0.00	0.545																		

AB	34
R	6
H	10
RBI	6
BB	4
SO	5
LOB	16



Batter	1	2	3	4	5	6	7	8	9	AB	R	H	RBI	BB	SO	LOB	BOTTOM																			
Dion James, L OBP: 0.406, SLG: 0.450	0-0 4-3		0-0 2B BLK 1B		0-0 BB FC8-5 1B	4-0 1B HR BB	0-0 F9			4	3	2	0	1	0	0	Philadelphia Phillies @ Atlanta Braves Atlanta-Fulton County Stadium, Atlanta, GA Thu Jul 09 1987, 7:05 PM EDT Att: 10,671 - Unknown																			
Andres Thomas, R OBP: 0.294, SLG: 0.341	0-0 4-3 1B		0-0 BLK 2B		0-0 FC8-5 1B BB	0-0 HR 1B	0-0 4-3			5	2	3	2	0	0	2																				
Gerald Perry, L OBP: 0.312, SLG: 0.354	0-0 4-3 1-2		0-0 1-3 2-3 3-H		4-0 1B BB	0-3 K	0-0 6-3			4	1	0	0	1	1	5																				
Dale Murphy, R OBP: 0.431, SLG: 0.604	0-0 6-3		0-0 K		0-0 1B FC3-2 1B	0-0 HR	0-3 K			5	1	2	5	0	2	2																				
Ken Griffey, L OBP: 0.371, SLG: 0.519		0-0 F8		0-0 L7		0-0 HR	0-0 4-3			5	1	2	3	0	0	0																				
Graig Nettles, L OBP: 0.304, SLG: 0.358		0-0 G3		0-0 4-3		0-0 FC3-2 1B	0-0 F8		0-0 F8	5	0	1	0	0	0	2																				
Ozzie Virgil, R OBP: 0.324, SLG: 0.508		0-0 5-3		1-0 FC5-4 HBP		0-0 F8	0-0 6-3			3	0	0	0	0	0	3																				
Glenn Hubbard, R OBP: 0.429, SLG: 0.434			0-0 F8		0-0 FC5-4					3	1	1	0	1	0	1																				
Zane Smith, L ERA: 4.41	(1, 1)	4.1	23	7	5	5	1	2	0	0	1	1	1	1	0	0		Braves																		
Tom Hume, R ERA: 5.74	(5, 1)	0.2	L	5	2	3	3	0	1	0	0	0	0	0	0	4			8	40.50	4.500															
Doug Bair, R ERA: 5.11	(6, 1)	0.1		4	3	3	3	1	0	0	0	0	0	0	0	2	6	81.00	9.000																	
Wally Ritchie, L ERA: 3.26	(6, 1)	1.2		7	1	0	0	0	0	1	0	0	0	0	0	6	10	0.00	0.600																	
Kent Tekulve, R ERA: 3.63	(8, 1)	1.0		3	0	0	0	1	0	0	0	0	0	0	0	5	5	0.00	0.000																	
Inning Stats	R: 0 E: 0 K: 0 S: 4	H: 1 LOB: 1 BB: 0 P: 4	R: 0 E: 0 K: 0 S: 3	H: 0 LOB: 0 BB: 0 P: 3	R: 2 E: 0 K: 1 S: 8	H: 3 LOB: 1 BB: 0 P: 8	R: 0 E: 0 K: 0 S: 3	H: 0 LOB: 1 BB: 0 P: 4	R: 3 E: 0 K: 0 S: 6	H: 3 LOB: 2 BB: 2 P: 14	R: 6 E: 0 K: 1 S: 11	H: 6 LOB: 2 BB: 2 P: 19	R: 0 E: 0 K: 1 S: 5	H: 0 LOB: 0 BB: 0 P: 5	R: 0 E: 0 K: 1 S: 5	H: 0 LOB: 0 BB: 0 P: 5	1B: 8 2B: 2 3B: 1 HR: 2	SF: 0 SAC: 0 DP: 0 HBP: 1	WP: 0 PB: 0 SB: 0 CS: 0	PA: 42																
PITCHER	IP	WLS	BF	H	R	ER	SO	BB	IBB	HBP	BLK	WP	HR	S	P	ERA	WHIP	PITCHER		IP	WLS	BF	H	R	ER	SO	BB	IBB	HBP	BLK	WP	HR	S	P	ERA	WHIP







Batter	1	2	3	4	5	6	7	8	9	AB	R	H	RBI	BB	SO	LOB	TOP					
Juan Samuel, R (1,4) OBP: 0.342, SLG: 0.503	G3		K		K		L8			4	0	0	0	0	2	2						
Milt Thompson, L (1,8) OBP: 0.326, SLG: 0.397	CS 2B			G3	K			G3-6-3 1B		4	0	2	0	0	1	1						
Von Hayes, L (1,3) OBP: 0.444, SLG: 0.548	K					HR		G3-6-3 1-2		3	1	1	1	1	1	2						
Mike Schmidt, R (1,5) OBP: 0.392, SLG: 0.567		F8		L7		1B FC1-2 2B		HR		4	1	2	1	0	0	1						
Lance Parrish, R (1,2) OBP: 0.292, SLG: 0.379		F8		4-3		FC1-2 1B		K		4	0	1	0	0	1	1						
Glenn Wilson, R (1,9) OBP: 0.336, SLG: 0.461		5-3			1B SH1-3 2B	FC1-2 G4-6-3 1B		5-3		4	1	1	0	0	0	2						
Greg Gross, L (1,7) OBP: 0.418, SLG: 0.429			3-1 2B		1B SH1-3	G4-6-3 1-2		F7		4	1	2	0	0	0	2						
Ken Dowell, R (1,6) OBP: 0.156, SLG: 0.129			3-1		SH1-3		G3			1	0	0	1	0	0	1	AB 34					
Keith Hughes, L (7, PH) OBP: 0.278, SLG: 0.389										1	0	0	0	0	0	0	R 4					
Wally Ritchie, L (7, PH) OBP: 0.500, SLG: 0.500										0	0	0	0	0	0	0	H 11					
Kent Tekulve, R (8, PH) OBP: 0.308, SLG: 0.382			2-3							1	0	1	0	0	0	0	RBI 4					
Don Carman, L (1,1) OBP: 0.094, SLG: 0.094										2	0	1	1	0	0	1	BB 1					
Michael Jackson, R (5, PH) OBP: 0.200, SLG: 0.143			6-3				4-3			0	0	0	0	0	0	0	SO 5					
Luis Aquayo, R (7, PH) OBP: 0.281, SLG: 0.444								F7		1	0	0	0	0	0	0	LOB 14					
Darren Daulton, L (9, PH) OBP: 0.392, SLG: 0.392										1	0	0	0	0	0	1						
<b>Inning Stats</b>	R: 0 E: 0 K: 1 S: 5	H: 1 LOB: 1 BB: 0 P: 5	R: 0 E: 0 K: 0 S: 3	H: 0 LOB: 0 BB: 0 P: 3	R: 0 E: 0 K: 1 S: 6	H: 1 LOB: 1 BB: 0 P: 6	R: 0 E: 0 K: 0 S: 3	H: 0 LOB: 1 BB: 1 P: 7	R: 2 E: 0 K: 2 S: 10	H: 3 LOB: 1 BB: 0 P: 10	R: 1 E: 0 K: 0 S: 5	H: 3 LOB: 1 BB: 0 P: 5	R: 0 E: 0 K: 0 S: 3	H: 0 LOB: 0 BB: 0 P: 3	R: 1 E: 0 K: 1 S: 6	H: 2 LOB: 0 BB: 0 P: 6	R: 0 E: 0 K: 0 S: 4	H: 1 LOB: 1 BB: 0 P: 4	1B: 5 2B: 5 3B: 0 HR: 2	SF: 0 SAC: 1 DP: 3 HBP: 0	WP: 0 PB: 0 SB: 0 CS: 1	PA: 36
<b>PITCHER</b>	IP WLS BF H R ER SO BB IBB HBP BLK WP HR S P ERA WHIP																					
Rick Mahler, R (1,1) ERA: 5.04	5.0 W 23 8 3 3 4 1 0 0 0 0 1 30 34 5.40 1.800																					
Jim Acker, R (6,1) ERA: 4.57	4.0 S 13 3 1 1 1 0 0 0 0 0 1 15 15 2.25 0.750																					

Philadelphia Phillies @ Atlanta Braves  
Atlanta-Fulton County Stadium, Atlanta, GA

AB 34  
R 4  
H 11  
RBI 4  
BB 1  
SO 5  
LOB 14



Sat Jul 11 1987, 7:05 PM EDT  
Att: 30,503 - Unknown

Batter	1	2	3	4	5	6	7	8	9	AB	R	H	RBI	BB	SO	LOB	BOTTOM			
Albert Hall, S (1,8) OBP: 0.369, SLG: 0.387	F9		K		BB 1B BB		CS 1B			3	1	1	0	1	1	0				
Ken Oberkfell, L (1,5) OBP: 0.370, SLG: 0.402	1-3		F9		1B BB		1-3			4	1	1	0	0	0	1				
Gary Roenicke, R (1,3) OBP: 0.326, SLG: 0.411			F8		1B BB					2	0	0	0	0	0	0				
Gerald Perry, L (5, PH) OBP: 0.316, SLG: 0.355	F7				1B BB		1B			1	0	1	1	1	0	0				
Dale Murphy, R (1,9) OBP: 0.433, SLG: 0.602		G3 2B 2B		F7	1B BB		F8			4	1	2	2	0	0	1				
Ken Griffey, L (1,7) OBP: 0.363, SLG: 0.506		G3		4-3	L9			K		4	0	0	0	0	1	3				
Andres Thomas, R (1,6) OBP: 0.297, SLG: 0.346				K	K			6-3		4	0	1	1	0	2	2				
Ozzie Virgil, R (1,2) OBP: 0.319, SLG: 0.500		F6			F8		6-3	E3 FC4-6		4	0	0	0	0	0	1	AB 32			
Glenn Hubbard, R (1,4) OBP: 0.431, SLG: 0.449					HR		L5	FC4-6 1-2		3	1	1	1	1	0	1	R 5			
Rick Mahler, R (1,1) OBP: 0.204, SLG: 0.250					1B BB 2B					2	1	1	0	0	0	2	H 8			
Jim Acker, R (6,1) OBP: 0.222, SLG: 0.222		F4			K		K			1	0	0	0	0	1	0	RBI 5			
<b>Inning Stats</b>	R: 0 E: 0 K: 0 S: 3	H: 0 LOB: 0 BB: 0 P: 3	R: 1 E: 0 K: 0 S: 5	H: 2 LOB: 2 BB: 1 P: 9	R: 0 E: 0 K: 1 S: 5	H: 0 LOB: 0 BB: 0 P: 5	R: 0 E: 0 K: 1 S: 5	H: 0 LOB: 0 BB: 0 P: 5	R: 4 E: 0 K: 1 S: 9	H: 4 LOB: 2 BB: 2 P: 17	R: 0 E: 0 K: 1 S: 5	H: 0 LOB: 0 BB: 0 P: 5	R: 0 E: 0 K: 0 S: 4	H: 2 LOB: 1 BB: 0 P: 4	R: 0 E: 1 K: 1 S: 6	H: 0 LOB: 1 BB: 0 P: 6	1B: 4 2B: 3 3B: 0 HR: 1	SF: 0 SAC: 0 DP: 0 HBP: 0	WP: 0 PB: 0 SB: 0 CS: 1	PA: 35
<b>PITCHER</b>	IP WLS BF H R ER SO BB IBB HBP BLK WP HR S P ERA WHIP																			
Don Carman, L (1,1) ERA: 5.35	4.1 L 20 5 5 5 2 1 0 0 0 0 0 22 30 10.38 1.385																			
Michael Jackson, R (5,1) ERA: 4.04	1.2 7 1 0 0 2 1 0 0 0 0 0 10 14 0.00 1.200																			
Wally Ritchie, L (7,1) ERA: 3.16	1.0 4 2 0 0 0 0 0 0 0 0 0 4 4 0.00 2.000																			
Kent Tekulve, R (8,1) ERA: 3.57	1.0 4 0 0 0 1 0 0 0 0 0 0 6 6 0.00 0.000																			

Philadelphia Phillies @ Atlanta Braves  
Atlanta-Fulton County Stadium, Atlanta, GA

AB 32  
R 5  
H 8  
RBI 5  
BB 3  
SO 5  
LOB 11



Sat Jul 11 1987, 7:05 PM EDT  
Att: 30,503 - Unknown



Batter	1	2	3	4	5	6	7	8	9	AB	R	H	RBI	BB	SO	LOB	TOP		
Juan Samuel, R (1,4) OBP: 0.346, SLG: 0.506	1-0 G4-6-3 HBP		0-0 CS 1B		0-0 2H 3H 2B		0-0 5-3		0-0 F9	4	0	2	2	0	0	1			
Milt Thompson, L (1,8) OBP: 0.322, SLG: 0.392	0-0 G4-6-3 1-2		0-0 3-1 1-2		0-0 K		0-0 4-3			4	0	0	0	0	0	1			
Von Hayes, L (1,3) OBP: 0.448, SLG: 0.549	0-0 E WP 1B			0-0 G6-4-3 1B		4-0 1B BB		0-0 B4-3		3	1	2	0	1	0	0			
Mike Schmidt, R (1,5) OBP: 0.390, SLG: 0.566	0-3 K FC4			0-0 G6-4-3 1-2		0-0 F7		0-0 2B		4	0	1	0	0	1	3			
Lance Parrish, R (1,2) OBP: 0.292, SLG: 0.377	0-0 FC4 1-2			0-0 L6		0-0 1B 1-2		0-3 K		4	0	1	0	0	1	3			
Glenn Wilson, R (1,9) OBP: 0.335, SLG: 0.459		0-0 F8			0-0 SH1-4 2B 1B		0-0 F8		0-0 5-3	4	1	1	0	0	0	3			
Chris James, R (1,7) OBP: 0.356, SLG: 0.551		0-0 G6-4-3 1B			0-0 F9		0-0 1-2 2H 1B		0-3 K	4	0	2	1	0	1	1	AB 34 R 3 H 11 RBI 3 BB 1 SO 4 LOB 18		
Luis Aguayo, R (1,6) OBP: 0.286, SLG: 0.452		0-0 G6-4-3 1-2			0-0 SH1-4 2B 1B		0-0 4-3		0-0 2B	4	1	2	0	0	0	3			
Bruce Ruffin, S (1,1) OBP: 0.281, SLG: 0.077			0-0 3-1				0-0 F9		0-0 F7	1	0	0	0	0	0	0			
Doug Bair, R (5,1) OBP: 0.341, SLG: 0.457										0	0	0	0	0	0	0			
Rick Schi, R (7,PH) OBP: 0.311, SLG: 0.457										0	0	0	0	0	0	0			
Tom Hume, R (7,1) OBP: 0.311, SLG: 0.288										0	0	0	0	0	0	0			
Wally Ritchie, L (8,1) OBP: 0.329, SLG: 0.500										0	0	0	0	0	0	0			
Ron Roenicke, S (8,PH) OBP: 0.300, SLG: 0.371										1	0	0	0	0	0	1			
<b>Inning Stats</b>	R: 0 E: 1 K: 1 S: 6	H: 1 LOB: 2 BB: 0 P: 7	R: 0 E: 0 K: 0 S: 3	H: 1 LOB: 0 BB: 0 P: 3	R: 0 E: 0 K: 0 S: 3	H: 1 LOB: 0 BB: 0 P: 3	R: 2 E: 0 K: 1 S: 8	H: 3 LOB: 1 BB: 0 P: 8	R: 1 E: 0 K: 0 S: 5	H: 2 LOB: 2 BB: 1 P: 9	R: 0 E: 0 K: 0 S: 3	H: 0 LOB: 0 BB: 0 P: 3	R: 0 E: 0 K: 1 S: 6	H: 1 LOB: 1 BB: 0 P: 6	R: 0 E: 0 K: 1 S: 6	H: 1 LOB: 1 BB: 0 P: 6	1B: 8 2B: 3 3B: 0 HR: 0	SF: 0 SAC: 1 DP: 3 HBP: 1	WP: 1 PA: 37 PB: 0 CS: 1
<b>PITCHER</b>	IP WLS BF H R ER SO BB IBB HBP BLK WP HR S P ERA WHIP	IP WLS BF H R ER SO BB IBB HBP BLK WP HR S P ERA WHIP																	
Randy O'Neal, R (1,1) ERA: 5.01	6.0 W 26 9 3 3 2 1 0 1 0 1 0 28 33 4.50 1.667	3.0 S 11 2 0 0 2 0 0 0 0 0 0 15 15 0.00 0.667																	
Paul Assenmacher, L (7,1) ERA: 4.08																			

Philadelphia Phillies @ Atlanta Braves  
Atlanta-Fulton County Stadium, Atlanta, GA

Sun Jul 12 1987, 3:33 AM EDT  
Att: 16,579 - Unknown

AB 34  
R 3  
H 11  
RBI 3  
BB 1  
SO 4  
LOB 18



Batter	1	2	3	4	5	6	7	8	9	AB	R	H	RBI	BB	SO	LOB	BOTTOM		
Albert Hall, S (1,8) OBP: 0.370, SLG: 0.397	0-0 4-3		0-0 SF9		0-0 FC2-5 2H 2B	0-3 K		0-0 SH5-4 1B		4	1	2	2	0	1	0			
Ken Oberkfell, L (1,5) OBP: 0.374, SLG: 0.405	0-0 G1-6-3 1B		0-0 FC5-4 1B		0-0 FC2-5 WP 2B	0-0 HR 1B		0-0 F5		5	2	3	1	0	0	2			
Gary Roenicke, R (1,3) OBP: 0.333, SLG: 0.468	0-0 G1-6-3 1-2		0-0 FC5-4 1B		0-0 G3 1H 1B 2B	0-0 HR 1B		0-0 SH5-4		4	2	2	3	0	0	2			
Paul Assenmacher, L (7,1)										0	0	0	0	0	0	0			
Dale Murphy, R (1,9) OBP: 0.437, SLG: 0.603		0-3 K		0-0 BB 1B	4-0 G3 1B IBB	0-0 1B		4-0 1B IBB		3	1	2	0	2	1	0			
Ken Griffey, L (1,7) OBP: 0.364, SLG: 0.504		0-0 L8		0-0 F2	0-0 G3 1-2 2-3 1B	0-0 1B		0-0 1-3 2H 1B		5	0	2	1	0	0	3			
Andres Thomas, R (1,6) OBP: 0.295, SLG: 0.343		0-0 5-3		0-0 L7	0-0 FC5-4 BB 1B	0-0 P3		0-0 F5		5	0	1	2	0	0	5			
Ozzie Virgil, R (1,2) OBP: 0.325, SLG: 0.500			0-0 SH1-4 SF9 1B	4-0 BB 1-2 BB	4-0 BB 1-2 BB			0-0 6-3		2	1	1	0	2	0	0	AB 35 R 9 H 13 RBI 9 BB 4 SO 4 LOB 17		
Glenn Hubbard, R (1,4) OBP: 0.425, SLG: 0.442			0-0 E4 SF9 SH1-4 1B	0-3 K	0-0 FC5 2-3	0-0 F6		0-0 F6		4	1	0	0	0	1	5			
Randy O'Neal, R (1,1) OBP: 0.150, SLG: 0.105			0-0 SH1-4		0-0 E6 2B	0-0 G3		0-3 K		1	1	0	0	0	0	0			
Graig Nettles, L (6,PH) OBP: 0.301, SLG: 0.360										1	0	0	0	0	0	0			
Gerald Perry, L (7,3) OBP: 0.315, SLG: 0.354										1	0	0	0	0	1	0			
<b>Inning Stats</b>	R: 0 E: 0 K: 0 S: 3	H: 1 LOB: 0 BB: 0 P: 3	R: 0 E: 0 K: 1 S: 5	H: 0 LOB: 0 BB: 0 P: 5	R: 2 E: 1 K: 0 S: 6	H: 2 LOB: 1 BB: 0 P: 6	R: 0 E: 0 K: 1 S: 6	H: 1 LOB: 2 BB: 1 P: 10	R: 4 E: 1 K: 0 S: 7	H: 3 LOB: 2 BB: 2 P: 15	R: 2 E: 0 K: 1 S: 9	H: 4 LOB: 0 BB: 0 P: 9	R: 0 E: 0 K: 0 S: 5	H: 0 LOB: 0 BB: 0 P: 5	R: 1 E: 0 K: 0 S: 5	H: 2 LOB: 2 BB: 1 P: 9	1B: 10 2B: 2 3B: 0 HR: 1	SF: 1 SAC: 2 DP: 1 HBP: 0	WP: 1 PA: 42 PB: 0 CS: 0
<b>PITCHER</b>	IP WLS BF H R ER SO BB IBB HBP BLK WP HR S P ERA WHIP	IP WLS BF H R ER SO BB IBB HBP BLK WP HR S P ERA WHIP																	
Bruce Ruffin, L (1,1) ERA: 4.37	4.2 L 23 6 6 1 2 1 0 0 0 0 1 11 15 13.50 4.500	1.1 10 5 2 2 1 1 0 0 0 0 0 1 11 15 13.50 4.500																	
Doug Bair, R (5,1) ERA: 5.93																			
Tom Hume, R (7,1) ERA: 5.63																			
Wally Ritchie, L (8,1) ERA: 3.34																			

Philadelphia Phillies @ Atlanta Braves  
Atlanta-Fulton County Stadium, Atlanta, GA

Sun Jul 12 1987, 3:33 AM EDT  
Att: 16,579 - Unknown

AB 35  
R 9  
H 13  
RBI 9  
BB 4  
SO 4  
LOB 17





Batter	1	2	3	4	5	6	7	8	9	AB	R	H	RBI	BB	SO	LOB	TOP					
Juan Samuel, R (1,4) OBP: 0.345, SLG: 0.503	5-3		K			1B G4-6-3		6-3		4	1	1	0	0	1	0	<b>Philadelphia Phillies @ Houston Astros</b> Astrodome, Houston, TX Thu Jul 16 1987, 8:05 PM EDT Att: 19,614 - Unknown					
Milt Thompson, L (1,8) OBP: 0.324, SLG: 0.391	5-3 S BB		1-3			1B G4-6-3		K		3	0	1	0	1	1	0						
Von Hayes, L (1,3) OBP: 0.446, SLG: 0.543	5-3		4-3			G4-6-3				3	0	0	0	1	0	2						
Mike Schmidt, R (1,5) OBP: 0.385, SLG: 0.557	F6			K		F2			L8	4	0	0	0	0	1	2						
Lance Parrish, R (1,2) OBP: 0.291, SLG: 0.375		L5		F8					F8	4	0	1	0	0	0	1						
Glenn Wilson, R (1,9) OBP: 0.331, SLG: 0.453		6-3		K			1B		L3	4	0	0	0	0	1	2						
Chris James, R (1,7) OBP: 0.362, SLG: 0.550								K		2	0	1	0	0	1	1						
Luis Aguayo, R (1,6) OBP: 0.287, SLG: 0.447								K		2	0	0	0	1	2	2						
Kevin Gross, R (1,1) OBP: 0.114, SLG: 0.114									F9	2	0	0	0	0	0	3						
Greg Gross, L (8,PH) OBP: 0.413, SLG: 0.423										1	0	0	0	0	0	0						
Wally Ritchie, L (8,1) OBP: 0.500, SLG: 0.500										0	0	0	0	0	0	0						
Michael Jackson, R (8,1) OBP: 0.200, SLG: 0.143										0	0	0	0	0	0	0						
<b>Inning Stats</b>	R: 0 E: 0 K: 0 S: 3	H: 0 LOB: 1 BB: 1 P: 7	R: 0 E: 0 K: 0 S: 3	H: 0 LOB: 2 BB: 1 P: 8	R: 0 E: 0 K: 1 S: 5	H: 0 LOB: 0 BB: 0 P: 5	R: 0 E: 0 K: 2 S: 7	H: 0 LOB: 0 BB: 0 P: 7	R: 0 E: 0 K: 1 S: 5	H: 1 LOB: 0 BB: 0 P: 5	R: 1 E: 0 K: 0 S: 4	H: 2 LOB: 0 BB: 0 P: 4	R: 0 E: 0 K: 2 S: 8	H: 1 LOB: 1 BB: 0 P: 8	R: 0 E: 0 K: 1 S: 5	H: 0 LOB: 0 BB: 1 P: 5	R: 0 E: 0 K: 0 S: 3	H: 0 LOB: 1 BB: 1 P: 7	1B: 4 2B: 0 3B: 0 HR: 0	SF: 0 SAC: 0 DP: 2 HBP: 1	WP: 0 PB: 0 SB: 1 CS: 0	PA: 33
<b>PITCHER</b> Danny Darwin, R (1,1) ERA: 3.52	IP: 9.0 WLS: W BF: 33 H: 4 R: 1 ER: 1 SO: 7 BB: 3 IBB: 0 HBP: 1 BLK: 0 WP: 0 HR: 0 S: 43 P: 56 ERA: 1.00 WHIP: 0.778																					

Batter	1	2	3	4	5	6	7	8	9	AB	R	H	RBI	BB	SO	LOB	BOTTOM			
Gerald Young, S (1,8) OBP: 0.310, SLG: 0.240			F8							4	0	1	1	1	0	3	<b>Philadelphia Phillies @ Houston Astros</b> Astrodome, Houston, TX Thu Jul 16 1987, 8:05 PM EDT Att: 19,614 - Unknown			
Bill Doran, S (1,4) OBP: 0.345, SLG: 0.410			K							3	0	0	0	1	1	1				
Denny Walling, L (1,7) OBP: 0.359, SLG: 0.423										0	0	0	0	3	0	0				
Glenn Davis, R (1,3) OBP: 0.325, SLG: 0.483										3	0	0	0	1	0	3				
Kevin Bass, S (1,9) OBP: 0.340, SLG: 0.443										4	0	0	0	0	0	5				
Alan Ashby, S (1,2) OBP: 0.390, SLG: 0.476										4	0	0	0	0	0	1				
Ken Caminiti, S (1,5) OBP: 0.750, SLG: 2.333										3	2	2	1	1	0	0				
Craig Reynolds, L (1,6) OBP: 0.306, SLG: 0.357										3	0	1	0	1	0	1				
Danny Darwin, R (1,1) OBP: 0.186, SLG: 0.220										2	0	0	0	1	0	1				
Jose Cruz, L (8,PH) OBP: 0.314, SLG: 0.414										0	0	0	0	1	0	0				
<b>Inning Stats</b>	R: 0 E: 0 K: 0 S: 2	H: 0 LOB: 2 BB: 3 P: 14	R: 0 E: 0 K: 0 S: 3	H: 0 LOB: 0 BB: 0 P: 3	R: 0 E: 0 K: 1 S: 5	H: 0 LOB: 0 BB: 0 P: 5	R: 0 E: 0 K: 0 S: 3	H: 0 LOB: 1 BB: 1 P: 7	R: 0 E: 0 K: 0 S: 3	H: 1 LOB: 1 BB: 1 P: 7	R: 1 E: 0 K: 0 S: 4	H: 1 LOB: 1 BB: 1 P: 8	R: 0 E: 0 K: 0 S: 3	H: 0 LOB: 1 BB: 1 P: 7	R: 1 E: 0 K: 0 S: 3	H: 2 LOB: 3 BB: 2 P: 11	1B: 2 2B: 1 3B: 1 HR: 1	SF: 0 SAC: 1 DP: 1 HBP: 0	WP: 0 PB: 0 SB: 1 CS: 1	PA: 37
<b>PITCHER</b> Kevin Gross, R (1,1) ERA: 4.22	IP: 7.0 WLS: 2 BF: 28 H: 2 R: 0 ER: 0 SO: 1 BB: 7 IBB: 0 HBP: 0 BLK: 0 WP: 0 HR: 1 S: 23 P: 51 ERA: 1.29 WHIP: 1.286																			
Wally Ritchie, L (8,1) ERA: 3.31	0.1 L	2	0	0	0	0	1	0	0	0	0	1	5	0.00	3.000					
Michael Jackson, R (8,1) ERA: 4.11	1.0	L	7	2	1	1	0	1	1	0	0	5	13	9.00	3.000					



Batter	1	2	3	4	5	6	7	8	9	AB	R	H	RBI	BB	SO	LOB	TOP			
Juan Samuel, R (1,4) OBP: 0.344, SLG: 0.500										4	1	1	0	0	1	1	<b>Philadelphia Phillies @ Houston Astros</b> Astrodome, Houston, TX Fri Jul 17 1987, 8:05 PM EDT Att: 32,608 - Unknown			
Milt Thompson, L (1,8) OBP: 0.326, SLG: 0.396										4	0	2	0	0	0	1				
Von Hayes, L (1,3) OBP: 0.444, SLG: 0.538										3	0	0	0	1	1	2				
Mike Schmidt, R (1,5) OBP: 0.386, SLG: 0.554										3	1	1	0	1	1	2				
Lance Parrish, R (1,2) OBP: 0.291, SLG: 0.374										4	0	1	1	0	0	1				
Glenn Wilson, R (1,9) OBP: 0.333, SLG: 0.453										4	0	2	1	0	0	0				
Greg Gross, L (1,7) OBP: 0.417, SLG: 0.413										2	0	0	0	1	1	0				
Luis Aguayo, R (1,6) OBP: 0.287, SLG: 0.441										2	0	0	0	1	2	3				
Ken Dowell, R (7,6) OBP: 0.152, SLG: 0.125									1	0	0	0	0	0	0	0				
Shane Rawley, R (1,1) OBP: 0.231, SLG: 0.275										4	0	0	0	0	1	3				
Steve Bedrosian, R (9,1)									0	0	0	0	0	0	0	0				
<b>Inning Stats</b>	R: 2 E: 0 K: 1 S: 7	H: 3 LOB: 2 BB: 1 P: 11	R: 0 E: 0 K: 1 S: 5	H: 0 LOB: 1 BB: 1 P: 9	R: 0 E: 0 K: 0 S: 3	H: 0 LOB: 0 BB: 0 P: 3	R: 0 E: 0 K: 2 S: 8	H: 1 LOB: 2 BB: 1 P: 12	R: 0 E: 0 K: 1 S: 5	H: 0 LOB: 1 BB: 0 P: 6	R: 0 E: 0 K: 1 S: 6	H: 1 LOB: 1 BB: 0 P: 6	R: 0 E: 0 K: 0 S: 3	H: 1 LOB: 0 BB: 0 P: 3	R: 0 E: 0 K: 0 S: 3	H: 0 LOB: 0 BB: 0 P: 3	1B: 6 2B: 2 3B: 0 HR: 0	SF: 0 SAC: 0 DP: 2 HBP: 1	WP: 1 PB: 1 SB: 2 CS: 1	PA: 36
<b>PITCHER</b>	IP: 7.0 WLS: L BF: 30 ERA: 2.75	IP: 2.0 WLS: S BF: 6 ERA: 2.94																		

Batter	1	2	3	4	5	6	7	8	9	AB	R	H	RBI	BB	SO	LOB	BOTTOM					
Gerald Young, S (1,8) OBP: 0.294, SLG: 0.233										5	0	1	0	0	0	4	<b>Philadelphia Phillies @ Houston Astros</b> Astrodome, Houston, TX Fri Jul 17 1987, 8:05 PM EDT Att: 32,608 - Unknown					
Bill Doran, S (1,4) OBP: 0.347, SLG: 0.408										2	0	0	0	2	1	1						
Davey Lopes, R (1,7) OBP: 0.368, SLG: 0.500										3	0	1	1	1	0	1						
Glenn Davis, R (1,3) OBP: 0.324, SLG: 0.480										4	0	1	0	0	2	5						
Kevin Bass, S (1,9) OBP: 0.336, SLG: 0.438										4	0	0	0	0	3	5						
Ken Caminiti, S (1,5) OBP: 0.625, SLG: 1.286										4	0	2	0	0	0	1						
Robbie Wine, R (1,2) OBP: 0.336, SLG: 0.438										4	0	0	0	0	1	2						
Bert Pena, R (1,6) OBP: 0.209, SLG: 0.150										3	0	0	0	0	1	1						
Jose Cruz, L (9, PH) OBP: 0.313, SLG: 0.412										1	0	1	0	0	0	0						
Mike Scott, R (1,1) OBP: 0.156, SLG: 0.095										2	1	2	0	0	0	0						
Jim Pankovits, R (7, PH) OBP: 0.216, SLG: 0.147										1	0	1	0	0	0	0						
Larry Andersen, R (8,1) OBP: 0.393, SLG: 0.476										0	0	0	0	0	0	0						
Alan Ashby, S (9, PH) OBP: 0.393, SLG: 0.476										0	0	0	0	1	0	0						
Craig Reynolds, L (9, PR) OBP: 0.306, SLG: 0.357										0	0	0	0	0	0	0						
<b>Inning Stats</b>	R: 0 E: 0 K: 1 S: 5	H: 0 LOB: 0 BB: 1 P: 9	R: 0 E: 0 K: 2 S: 7	H: 0 LOB: 0 BB: 0 P: 7	R: 1 E: 0 K: 2 S: 9	H: 2 LOB: 3 BB: 2 P: 17	R: 0 E: 0 K: 0 S: 3	H: 1 LOB: 0 BB: 0 P: 3	R: 0 E: 0 K: 0 S: 3	H: 1 LOB: 0 BB: 0 P: 3	R: 0 E: 0 K: 0 S: 4	H: 1 LOB: 1 BB: 0 P: 4	R: 0 E: 0 K: 1 S: 6	H: 1 LOB: 1 BB: 0 P: 6	R: 0 E: 0 K: 2 S: 8	H: 1 LOB: 0 BB: 0 P: 8	R: 0 E: 0 K: 1 S: 6	H: 1 LOB: 2 BB: 1 P: 10	1B: 7 2B: 1 3B: 0 HR: 0	SF: 0 SAC: 0 DP: 2 HBP: 0	WP: 0 PB: 0 SB: 0 CS: 0	PA: 37
<b>PITCHER</b>	IP: 8.2 WLS: W BF: 36 ERA: 4.1	IP: 0.1 WLS: S BF: 1 ERA: 2.75																				



Batter	1	2	3	4	5	6	7	8	9	AB R H RBI BB SO LOB	TOP												
Juan Samuel, R (1.4) OBP: 0.343, SLG: 0.507	4-0 5-3 1B BB	0-3 K		0-0 HR		0-3 K		0-0 6-3	4 1 1 1 1 2 1	<b>Philadelphia Phillies @ Houston Astros</b> Astrodome, Houston, TX Sun Jul 19 1987, 4:33 AM EDT Att: 25,143 - Unknown													
Milt Thompson, L (1.8) OBP: 0.328, SLG: 0.396	0-0 5-3 1-2 1B		0-0 1-3	0-0 6-3		0-0 2B 1B		0-0 3-1	5 1 2 0 0 0 0														
Von Hayes, L (1.3) OBP: 0.444, SLG: 0.537	0-0 5-3 1-2 2-3		0-0 WP 1B		0-0 F8		0-0 1B 2B		4 2 2 1 0 0 2														
Mike Schmidt, R (1.5) OBP: 0.394, SLG: 0.563	4-0 FC4 BB		4-0 1B BB		0-0 6-3		0-0 FC6-4 1B		2 0 1 1 2 0 0														
Lance Parrish, R (1.2) OBP: 0.289, SLG: 0.369	0-3 K		0-0 F9		0-0 1-3		0-0 FC6-4 1-2		4 0 0 0 0 1 6														
Glenn Wilson, R (1.9) OBP: 0.331, SLG: 0.448	0-0 FC4 1-2		0-0 FC4 1-2 2-H 1B		0-0 5-3		0-0 6-3		4 0 1 1 0 0 3														
Greg Gross, L (1.7) OBP: 0.396, SLG: 0.393		0-3 K	0-0 FC4 1-2		0-0 G3		0-0 4-3		4 0 0 0 0 1 2														
Ken Dowell, R (1.6) OBP: 0.171, SLG: 0.128		4-0 SH3-4 BB		0-3 K		0-0 F8		0-0 5-3	3 0 0 0 1 1 0														
Bruce Ruffin, S (1.1) OBP: 0.048, SLG: 0.071		0-0 SH3-4 1-2		0-0 F4		0-0 6-3		0-0 4-3	3 0 0 0 0 0 0														
<b>Inning Stats</b>	R: 0 E: 0 K: 1 S: 6	H: 1 LOB: 3 BB: 2 P: 14	R: 0 E: 0 K: 2 S: 7	H: 0 LOB: 1 BB: 1 P: 11	R: 1 E: 0 K: 0 S: 5	H: 2 LOB: 2 BB: 1 P: 9	R: 1 E: 0 K: 1 S: 6	H: 1 LOB: 0 BB: 0 P: 6	R: 0 E: 0 K: 0 S: 3	H: 0 LOB: 0 BB: 0 P: 3	R: 0 E: 0 K: 0 S: 3	H: 0 LOB: 0 BB: 0 P: 3	R: 2 E: 0 K: 1 S: 8	H: 3 LOB: 1 BB: 0 P: 8	R: 0 E: 0 K: 0 S: 3	H: 0 LOB: 0 BB: 0 P: 3	R: 0 E: 0 K: 0 S: 3	H: 0 LOB: 0 BB: 0 P: 3	1B: 5 2B: 1 3B: 0 HR: 1	SF: 0 SAC: 1 DP: 0 HBP: 0	WP: 1 PB: 0 SB: 1 CS: 0	PA: 38	
<b>PITCHER</b>	IP WLS BF H R ER SO BB IBB HBP BLK WP HR S P ERA WHIP											<b>PITCHER</b>	IP WLS BF H R ER SO BB IBB HBP BLK WP HR S P ERA WHIP										
Nolan Ryan, R (1.1) ERA: 3.19	2.1 L 13 2 1 1 3 4 0 0 0 0 1 0 15 31 3.86 2.571																						
Rocky Childress, R (3.1) ERA: 1.93	3.2 13 2 1 1 1 0 0 0 0 0 0 1 15 15 2.46 0.545																						
Larry Andersen, R (7.1) ERA: 3.1	1.0 6 3 2 2 1 0 0 0 0 0 0 0 8 8 18.00 3.000																						
Dave Meads, L (8.1) ERA: 5.4	1.0 3 0 0 0 0 0 0 0 0 0 0 0 3 3 0.00 0.000																						
Charlie Kerfeld, R (9.1) ERA: 7.64	1.0 3 0 0 0 0 0 0 0 0 0 0 0 3 3 0.00 0.000																						

Batter	1	2	3	4	5	6	7	8	9	AB R H RBI BB SO LOB	BOTTOM												
Gerald Young, S (1.8) OBP: 0.310, SLG: 0.324	0-0 CS 1B			0-0 6-3		0-0 2B		0-0 1-3		4 0 2 0 0 0 0	<b>Philadelphia Phillies @ Houston Astros</b> Astrodome, Houston, TX Sun Jul 19 1987, 4:33 AM EDT Att: 25,143 - Unknown												
Bill Doran, S (1.4) OBP: 0.350, SLG: 0.407	0-0 5-3 1-2			0-0 1B		0-0 6-3		4-0 FC6-4 BB	3 0 1 0 1 0 2														
Davey Lopes, R (1.7) OBP: 0.269, SLG: 0.348	0-0 L8		0-3 K		0-0 1-3		0-3 K		4 0 0 0 0 2 2														
Kevin Bass, S (1.9) OBP: 0.334, SLG: 0.434		0-0 F8		0-0 5-3		0-0 4-3		0-0 FC6-4 FC6-4 1-2	4 0 0 0 0 0 2														
Glenn Davis, R (1.3) OBP: 0.322, SLG: 0.475		0-0 6-3		0-0 6-3		0-0 1B		0-0 FC6-4 1-2	4 0 1 0 0 0 1														
Alan Ashby, S (1.2) OBP: 0.390, SLG: 0.468		0-0 6-3		0-0 5-3		0-0 L8			3 0 0 0 0 0 1														
Ken Caminiti, S (1.5) OBP: 0.533, SLG: 1.143			0-0 6-3		0-0 5-3		0-0 HR		3 1 1 1 0 0 0														
Bert Pena, R (1.6) OBP: 0.204, SLG: 0.152			0-0 6-3		0-3 K		0-0 6-3		3 0 0 0 0 1 0														
Nolan Ryan, R (1.1) ERA: 3.19			0-0 4-3		0-0 5-3		0-0 4-3		0 0 0 0 0 0 0														
Rocky Childress, R (3.1) ERA: 1.93									1 0 0 0 0 0 0														
Robbie Wine, R (6.9) ERA: 3.1									1 0 0 0 0 0 0														
Larry Andersen, R (7.1) ERA: 3.1									0 0 0 0 0 0 0														
Dave Meads, L (8.1) ERA: 5.4									0 0 0 0 0 0 0														
Jim Pankovits, R (8.9) ERA: 3.1									1 0 0 0 0 0 0														
Charlie Kerfeld, R (9.1) ERA: 7.64									0 0 0 0 0 0 0														
<b>Inning Stats</b>	R: 0 E: 0 K: 0 S: 3	H: 1 LOB: 0 BB: 0 P: 3	R: 0 E: 0 K: 0 S: 3	H: 0 LOB: 0 BB: 0 P: 3	R: 0 E: 0 K: 1 S: 6	H: 1 LOB: 1 BB: 0 P: 6	R: 0 E: 0 K: 1 S: 4	H: 1 LOB: 1 BB: 0 P: 4	R: 1 E: 0 K: 0 S: 4	H: 1 LOB: 0 BB: 0 P: 4	R: 0 E: 0 K: 1 S: 5	H: 0 LOB: 1 BB: 1 P: 9	1B: 3 2B: 1 3B: 0 HR: 1	SF: 0 SAC: 0 DP: 0 HBP: 0	WP: 0 PB: 0 SB: 0 CS: 1	PA: 32							
<b>PITCHER</b>	IP WLS BF H R ER SO BB IBB HBP BLK WP HR S P ERA WHIP											<b>PITCHER</b>	IP WLS BF H R ER SO BB IBB HBP BLK WP HR S P ERA WHIP										
Bruce Ruffin, L (1.1) ERA: 4.11	9.0 W 32 5 1 1 3 1 0 0 0 0 1 37 41 1.00 0.667																						



Batter	1	2	3	4	5	6	7	8	9	10	11	AB R H RBI BB SO LOB	TOP														
<b>Barry Larkin, R</b> OBP: 0.295, SLG: 0.370 (1, 6)												5 2 2 0 1 2 0	<b>Cincinnati Reds @ Philadelphia Phillies</b> Veterans Stadium, Philadelphia, PA Mon Jul 20 1987, 7:05 PM EDT Att: 27,347 - Unknown														
<b>Buddy Bell, R</b> OBP: 0.360, SLG: 0.420 (1, 5)												5 1 1 0 1 1 3															
<b>Eric Davis, R</b> OBP: 0.413, SLG: 0.674 (1, 8)												6 2 2 3 0 3 2															
<b>Dave Parker, L</b> OBP: 0.328, SLG: 0.471 (1, 9)												5 0 2 1 1 0 2															
<b>Paul O'Neill, L</b> OBP: 0.253, SLG: 0.327 <b>Dave Concepcion, R</b> OBP: 0.359, SLG: 0.345 (10, PH) (10, 3)												4 1 1 1 0 1 2 2 0 1 1 0 0 1															
<b>Bo Diaz, R</b> OBP: 0.332, SLG: 0.460 <b>Tracy Jones, R</b> OBP: 0.342, SLG: 0.490 <b>Terry McGriff, R</b> OBP: 0.143, SLG: 0.143 (8, PR) (8, 2)												4 1 2 2 0 0 1 0 1 0 0 0 0 0 1 0 0 0 0 0 0															
<b>Nick Esasky, R</b> OBP: 0.304, SLG: 0.579 (10, 7)												4 1 1 1 1 2 1															
<b>Kurt Stillwell, S</b> OBP: 0.309, SLG: 0.361 (1, 4)												5 1 3 0 0 0 1															
<b>Ron Robinson, R</b> OBP: 0.297, SLG: 0.407 <b>Terry Francona, L</b> OBP: 0.269, SLG: 0.269 <b>Bill Landrum, R</b> OBP: 0.200, SLG: 0.200 <b>Dave Collins, S</b> OBP: 0.214, SLG: 0.214 <b>Frank Williams, R</b> OBP: 0.133, SLG: 0.133 (10, 1)												2 0 0 0 0 0 1 1 0 0 0 0 0 1 0 0 0 0 0 0 0 1 0 0 0 0 0 1 0 0 0 0 0 0 0 1 0 0 0 0 0 1															
<b>Inning Stats</b>	R: 0 E: 0 K: 2 S: 7	H: 0 LOB: 1 BB: 1 P: 11	R: 0 E: 0 K: 2 S: 7	H: 0 LOB: 0 BB: 0 P: 7	R: 0 E: 0 K: 2 S: 7	H: 0 LOB: 0 BB: 0 P: 7	R: 0 E: 0 K: 1 S: 5	H: 0 LOB: 0 BB: 0 P: 5	R: 2 E: 0 K: 1 S: 8	H: 3 LOB: 1 BB: 0 P: 8	R: 4 E: 0 K: 0 S: 8	H: 5 LOB: 1 BB: 0 P: 8		R: 0 E: 0 K: 2 S: 8	H: 1 LOB: 1 BB: 0 P: 8	R: 0 E: 0 K: 0 S: 3	H: 1 LOB: 0 BB: 0 P: 3	R: 4 E: 1 K: 1 S: 7	H: 3 LOB: 2 BB: 3 P: 19	1B: 12 2B: 2 3B: 0 HR: 1	SF: 0 SAC: 0 DP: 2 HBP: 0	WP: 1 PB: 2 SB: 4 CS: 0	PA: 50				
<b>PITCHER</b>	IP WLS BF H R ER SO BB IBB HBP BLK WP HR S P ERA WHIP																										
<b>Tom Hume, R</b> ERA: 5.3 <b>Kent Tekulve, R</b> ERA: 3.92 <b>Steve Bedrosian, R</b> ERA: 2.72 <b>Wally Ritchie, L</b> ERA: 3.31 <b>Michael Jackson, R</b> ERA: 4.46	(1, 1) (7, 1) (8, 1) (10, 1) (10, 1)	6.1 0.2 2.0 0.0 2.0	L	24 6 9 1 10	4 4 3 1 4	2 3 1 0 4	0 3 1 0 4	1 3 1 0 1	2 0 0 0 1	0 0 0 0 0	0 0 0 0 0	0 0 1 0 0	8 8 13 1 21	39 8 13 1 9	43 8 450 18.00	0.789 6.000 1.500 ∞ 2.500											

AB	46
R	10
H	15
RBI	9
BB	4
SO	12
LOB	16



Batter	1	2	3	4	5	6	7	8	9	10	11	AB R H RBI BB SO LOB	BOTTOM													
<b>Juan Samuel, R</b> OBP: 0.341, SLG: 0.511 (1, 4)												5 1 1 2 0 2 2	<b>Cincinnati Reds @ Philadelphia Phillies</b> Veterans Stadium, Philadelphia, PA Mon Jul 20 1987, 7:05 PM EDT Att: 27,347 - Unknown													
<b>Milt Thompson, L</b> OBP: 0.331, SLG: 0.397 <b>Wally Ritchie, L</b> OBP: 0.500, SLG: 0.500 <b>Greg Gross, L</b> OBP: 0.396, SLG: 0.393 <b>Rick Schu, R</b> OBP: 0.303, SLG: 0.440 (10, PH) (11, 5)												4 1 2 0 0 0 0 0 0 0 0 0 0 0 0 0 0 0 0 0 0 1 0 0 0 0 0 0														
<b>Von Hayes, L</b> OBP: 0.443, SLG: 0.536 (11, 8)												4 0 1 0 1 1 1														
<b>Mike Schmidt, R</b> OBP: 0.391, SLG: 0.569 (11, 3)												4 1 1 2 0 0 2														
<b>Lance Parrish, R</b> OBP: 0.287, SLG: 0.363 (1, 2)												4 0 0 0 1 2 2														
<b>Glenn Wilson, R</b> OBP: 0.330, SLG: 0.443 (1, 9)												4 1 0 0 1 1 2														
<b>Chris James, R</b> OBP: 0.379, SLG: 0.611 (10, 8) (11, 7)												5 1 3 2 0 1 0														
<b>Steve Jeltz, S</b> OBP: 0.271, SLG: 0.197 (1, 6)												5 0 0 0 0 1 2														
<b>Tom Hume, R</b> OBP: 0.300, SLG: 0.400 <b>Kent Tekulve, R</b> OBP: 0.326, SLG: 0.395 <b>Steve Bedrosian, R</b> OBP: 0.200, SLG: 0.143 (10, 1)												3 1 1 0 0 1 1 0 0 0 0 0 0 0 0 0 0 0 0 0 0 1 0 1 0 0 0 0 0 0 0 0 0 0 0														
<b>Inning Stats</b>	R: 0 E: 0 K: 1 S: 6	H: 1 LOB: 1 BB: 0 P: 6	R: 1 E: 0 K: 0 S: 3	H: 1 LOB: 0 BB: 1 P: 7	R: 3 E: 0 K: 0 S: 7	H: 4 LOB: 1 BB: 0 P: 7	R: 0 E: 0 K: 2 S: 8	H: 1 LOB: 1 BB: 0 P: 8	R: 1 E: 0 K: 1 S: 6	H: 1 LOB: 0 BB: 0 P: 6	R: 0 E: 0 K: 0 S: 2	H: 0 LOB: 0 BB: 1 P: 6		R: 0 E: 0 K: 0 S: 4	H: 1 LOB: 1 BB: 0 P: 4	R: 0 E: 0 K: 1 S: 5	H: 0 LOB: 0 BB: 1 P: 9	R: 0 E: 0 K: 3 S: 9	H: 0 LOB: 0 BB: 0 P: 9	1B: 3 2B: 3 3B: 1 HR: 3	SF: 1 SAC: 0 DP: 1 HBP: 0	WP: 0 PB: 0 SB: 1 CS: 1	PA: 44			
<b>PITCHER</b>	IP WLS BF H R ER SO BB IBB HBP BLK WP HR S P ERA WHIP																									
<b>Ron Robinson, R</b> ERA: 4.16 <b>Bill Scherrer, L</b> ERA: 5.4 <b>Bill Landrum, R</b> ERA: 4.87 <b>Frank Williams, R</b> ERA: 2.64 <b>John Franco, L</b> ERA: 1.33	(1, 1) (7, 1) (8, 1) (9, 1) (10, 1)	6.0 1.0 1.0 1.0 2.0	W	27 3 3 4 7	9 0 0 1 0	6 0 0 0 0	6 0 0 0 0	1 0 0 0 4	0 0 0 0 0	0 0 0 0 0	0 0 0 0 0	0 0 2 4 14	3 5 6 4 18	34 5 6 4 18	38 0.00 1.000 1.000 0.500											

AB	40
R	6
H	10
RBI	6
BB	3
SO	9
LOB	12





Batter	1	2	3	4	5	6	7	8	9	AB	R	H	RBI	BB	SO	LOB	TOP										
Barry Larkin, R (1, 6) OBP: 0.294, SLG: 0.373										4	0	1	0	0	0	0	<b>Cincinnati Reds @ Philadelphia Phillies</b> Veterans Stadium, Philadelphia, PA Tue Jul 21 1987, 7:05 PM EDT Att: 27,184 - Unknown										
Buddy Bell, R (1, 5) OBP: 0.365, SLG: 0.423										3	2	2	0	1	0	1											
Eric Davis, R (1, 8) OBP: 0.414, SLG: 0.678										4	1	2	1	0	1	2											
Dave Parker, L (1, 9) OBP: 0.325, SLG: 0.466										4	0	0	1	0	0	1											
Paul O'Neill, L (1, 7) OBP: 0.254, SLG: 0.377										4	1	1	1	0	0	0											
Bo Diaz, R (1, 2) OBP: 0.331, SLG: 0.457										4	0	1	0	0	1	0											
Nick Esasky, R (1, 3) OBP: 0.298, SLG: 0.566										3	0	0	0	0	1	1											
Kurt Stillwell, S (1, 4) OBP: 0.306, SLG: 0.356										3	0	0	0	0	1	1											
Bill Gullickson, R (1, 1) OBP: 0.227, SLG: 0.341										2	0	0	0	0	0	0											
Bill Landrum, R (7, 1) OBP: 0.200, SLG: 0.200										0	0	0	0	0	0	0											
Dave Collins, S (6, PH) OBP: 0.250, SLG: 0.200										1	0	0	0	0	0	0											
Rob Murphy, L (8, 1) OBP: 0.250, SLG: 0.250										0	0	0	0	0	0	0											
<b>Inning Stats</b>	R: 1 E: 0 K: 0 S: 4	H: 2 LOB: 0 BB: 0 P: 4	R: 0 E: 0 K: 1 S: 5	H: 0 LOB: 0 BB: 0 P: 5	R: 0 E: 0 K: 0 S: 3	H: 0 LOB: 0 BB: 0 P: 3	R: 3 E: 1 K: 0 S: 6	H: 3 LOB: 0 BB: 0 P: 6	R: 0 E: 0 K: 0 S: 2	H: 0 LOB: 0 BB: 0 P: 6	R: 0 E: 0 K: 1 S: 6	H: 1 LOB: 1 BB: 0 P: 6	R: 0 E: 0 K: 1 S: 6	H: 1 LOB: 1 BB: 0 P: 6	R: 0 E: 0 K: 1 S: 5	H: 0 LOB: 0 BB: 0 P: 5	1B: 4 2B: 1 3B: 1 HR: 1	SF: 0 SAC: 0 DP: 1 HBP: 0	WP: 0 PB: 0 SB: 0 CS: 0	PA: 33							
<b>PITCHER</b>	IP	WLS	BF	H	R	ER	SO	BB	IBB	HBP	BLK	WP	HR	S	P	ERA	WHIP										
Kevin Gross, R (1, 1) ERA: 4.26	7.1	L	28	7	4	4	2	1	0	0	1	0	1	31	35	4.91	1.091										
Kent Tekulve, R (8, 1) ERA: 3.89	0.2		2	0	0	0	1	0	0	0	0	0	0	4	4	0.00	0.000										
Michael Jackson, R (9, 1) ERA: 4.42	1.0		3	0	0	0	1	0	0	0	0	0	0	5	5	0.00	0.000										



AB	32
R	4
H	7
RBI	3
BB	1
SO	4
LOB	6

Batter	1	2	3	4	5	6	7	8	9	AB	R	H	RBI	BB	SO	LOB	BOTTOM										
Juan Samuel, R (1, 4) OBP: 0.339, SLG: 0.505										4	0	0	0	1	0	1	<b>Cincinnati Reds @ Philadelphia Phillies</b> Veterans Stadium, Philadelphia, PA Tue Jul 21 1987, 7:05 PM EDT Att: 27,184 - Unknown										
Milt Thompson, L (1, 8) OBP: 0.330, SLG: 0.399										4	1	1	0	0	0	2											
Ron Roenicke, S (9, PH) OBP: 0.318, SLG: 0.385										1	0	0	0	0	1	0											
Von Hayes, L (1, 3) OBP: 0.437, SLG: 0.529										4	0	0	1	0	1	0											
Mike Schmidt, R (1, 5) OBP: 0.396, SLG: 0.569										2	1	1	0	2	1	0											
Glenn Wilson, R (1, 9) OBP: 0.334, SLG: 0.445										3	0	2	0	1	0	1											
Chris James, R (1, 7) OBP: 0.376, SLG: 0.601										4	0	1	0	0	0	5											
Lance Parrish, R (1, 2) OBP: 0.287, SLG: 0.365										4	0	1	1	0	1	2											
Luis Aguayo, R (1, 6) OBP: 0.286, SLG: 0.436										4	0	1	0	0	1	1											
Steve Jeltz, S (8, PR) OBP: 0.271, SLG: 0.197										0	0	0	0	0	0	0											
Kevin Gross, R (1, 1) OBP: 0.158, SLG: 0.135										2	1	1	0	1	1	0											
Kent Tekulve, R (8, 1)										0	0	0	0	0	0	0											
Rick Schu, R (6, PH) OBP: 0.300, SLG: 0.436										1	0	0	0	0	0	1											
Michael Jackson, R (9, 1) OBP: 0.200, SLG: 0.143										0	0	0	0	0	0	0											
<b>Inning Stats</b>	R: 0 E: 0 K: 0 S: 3	H: 0 LOB: 0 BB: 0 P: 3	R: 1 E: 0 K: 1 S: 7	H: 2 LOB: 1 BB: 0 P: 7	R: 2 E: 1 K: 0 S: 4	H: 1 LOB: 2 BB: 3 P: 16	R: 0 E: 0 K: 0 S: 4	H: 1 LOB: 2 BB: 1 P: 8	R: 0 E: 0 K: 1 S: 5	H: 0 LOB: 0 BB: 0 P: 5	R: 0 E: 0 K: 0 S: 4	H: 1 LOB: 2 BB: 1 P: 8	R: 0 E: 0 K: 1 S: 5	H: 1 LOB: 1 BB: 0 P: 5	R: 0 E: 0 K: 2 S: 7	H: 0 LOB: 0 BB: 0 P: 7	1B: 6 2B: 3 3B: 0 HR: 0	SF: 1 SAC: 0 DP: 1 HBP: 0	WP: 0 PB: 0 SB: 0 CS: 0	PA: 39							
<b>PITCHER</b>	IP	WLS	BF	H	R	ER	SO	BB	IBB	HBP	BLK	WP	HR	S	P	ERA	WHIP										
Bill Gullickson, R (1, 1) ERA: 4.5	6.2	W	31	6	3	2	3	5	0	0	0	0	0	2	2	0.00	3.000										
Bill Landrum, R (7, 1) ERA: 4.84	0.1		2	1	0	0	0	0	0	0	0	0	0	2	2	0.00	3.000										
Rob Murphy, L (8, 1) ERA: 3.32	2.0	S	6	1	0	0	3	0	0	0	0	0	0	12	12	0.00	0.500										



AB	33
R	3
H	8
RBI	2
BB	5
SO	6
LOB	13











Batter	1	2	3	4	5	6	7	8	9	AB	R	H	RBI	BB	SO	LOB	TOP										
Albert Hall, S OBP: 0.360, SLG: 0.391 Dion James, L OBP: 0.409, SLG: 0.448	0-0 5-3	0-0 FC6-4 1B	0-0 FC6-4 1B	0-0 5-3	0-0 5-3	4-0 1B BB BB	0-0 5-3	0-0 L4	0-0 FC5-4	3	0	1	2	0	0	1											
Ken Oberkfell, L OBP: 0.399, SLG: 0.399 Paul Assenmacher, L OBP: 0.125, SLG: 0.125 Larry McWilliams, L OBP: 0.200, SLG: 0.200	4-0 1B BB	0-0 FC6-4 WP	0-0 L5	0-0 6-3	0-0 6-3	4-0 1B BB	0-0 6-3	0-0 FC5-4	0-0 F7	2	0	0	0	2	0	3											
Gary Roenicke, R OBP: 0.330, SLG: 0.453 Ken Griffey, L OBP: 0.351, SLG: 0.477	0-0 FC4-6 1B	0-0 L5	0-0 L5	0-0 6-3	0-0 6-3	0-0 P3	0-0 6-3	0-0 6-3	0-0 F7	3	0	1	0	0	0	1											
Dale Murphy, R OBP: 0.418, SLG: 0.571	0-0 FC4-6	0-0 FC4-6	0-0 CS 1B	0-0 6-3	0-0 6-3	0-0 P3	0-0 6-3	0-0 6-3	0-0 F7	5	0	1	0	0	0	4											
Ted Simmons, S OBP: 0.323, SLG: 0.390	0-0 FC5-2 1B	0-0 FC5-2 1B	0-0 F9	0-0 F9	0-0 F9	0-0 F9	0-0 F9	0-0 F9	0-0 F7	5	0	2	0	0	0	1											
Andres Thomas, R OBP: 0.283, SLG: 0.326	0-0 FC5-2 1B	0-0 FC5-2 1B	0-0 F9	0-0 F9	0-0 F9	0-0 F9	0-3 K	0-0 F9	0-3 K	4	1	2	0	0	1	1											
Ozzie Virgil, R OBP: 0.307, SLG: 0.470	0-0 FC5-2 1B	0-0 FC5-2 1B	0-0 F9	0-0 F9	0-0 F9	0-0 F9	0-3 K	0-0 F9	0-3 K	4	1	0	0	0	1	3											
Glenn Hubbard, R OBP: 0.421, SLG: 0.445	0-0 FC5-2 1B	0-0 FC5-2 1B	0-0 F9	0-0 F9	0-0 F9	0-0 F9	0-3 K	0-0 F9	0-3 K	4	2	2	1	0	0	0											
Rick Mahler, R OBP: 0.208, SLG: 0.235 Jeff Dedmon, L OBP: 0.287, SLG: 0.286 Graig Nettles, L OBP: 0.303, SLG: 0.361	4-0 FC6-4 WP BB	0-0 FC6-4 WP BB	0-0 F9	0-0 F9	0-0 F9	0-0 F9	0-0 F9	0-0 F9	0-0 F9	0	1	0	0	1	0	0											
<b>Inning Stats</b>	R: 0 E: 0 K: 0 S: 3	H: 1 LOB: 1 BB: 1 P: 7	R: 4 E: 0 K: 0 S: 7	H: 4 LOB: 1 BB: 1 P: 11	R: 0 E: 0 K: 0 S: 4	H: 2 LOB: 1 BB: 0 P: 4	R: 0 E: 0 K: 0 S: 4	H: 1 LOB: 1 BB: 0 P: 4	R: 0 E: 0 K: 0 S: 4	H: 1 LOB: 1 BB: 0 P: 4	R: 0 E: 0 K: 0 S: 4	H: 0 LOB: 0 BB: 0 P: 7	R: 0 E: 0 K: 0 S: 4	H: 1 LOB: 1 BB: 0 P: 4	R: 0 E: 0 K: 0 S: 3	H: 0 LOB: 0 BB: 0 P: 3	1B: 11 2B: 1 3B: 0 HR: 0	SF: 0 SAC: 0 DP: 0 HBP: 0	WP: 2 PB: 0 SB: 0 CS: 1	PA: 41							
<b>PITCHER</b>	IP	WLS	BF	H	R	ER	SO	BB	IBB	HBP	BLK	WP	HR	S	P	ERA	WHIP	<b>PITCHER</b>									
Bruce Ruffin, L ERA: 4.29	5.2	W	29	10	5	5	0	4	0	0	0	2	0	25	41	7.94	2.471										
Michael Jackson, R ERA: 4.22	1.2		6	1	0	0	2	0	0	0	0	0	0	10	10	0.00	0.600										
Jeff Calhoun, L ERA: 3.38	1.2		6	1	0	0	0	0	0	0	0	0	0	6	6	0.00	0.600										

Atlanta Braves @ Philadelphia Phillies  
Veterans Stadium, Philadelphia, PA  
Fri Jul 24, 1987, 7:05 PM EDT  
Att: 26,307 - Unknown

AB 37  
R 5  
H 12  
RBI 4  
BB 4  
SO 2  
LOB 17



Batter	1	2	3	4	5	6	7	8	9	AB	R	H	RBI	BB	SO	LOB	BOTTOM										
Juan Samuel, R OBP: 0.348, SLG: 0.531	4-0 1B 2B BB	0-0 6-3	0-0 3B	0-0 3-1	0-0 3-1	0-0 HR	0-0 HR	0-0 HR	0-0 HR	4	2	2	3	1	0	1											
Milt Thompson, L OBP: 0.338, SLG: 0.401	0-0 2B E 1B	0-0 1-3	0-0 BB	0-0 BB	0-0 BB	0-0 BB	0-0 BB	0-0 BB	0-0 BB	4	2	1	0	1	0	0											
Von Hayes, L OBP: 0.433, SLG: 0.520	0-0 E7 1B 2B	0-0 4-3	0-0 G3	0-0 G3	0-0 G3	0-0 G3	0-0 G3	0-0 G3	0-0 G3	4	2	1	1	1	1	2											
Mike Schmidt, R OBP: 0.398, SLG: 0.569 Rick Schu, R OBP: 0.400, SLG: 0.447	0-0 FC5 BB 1B	0-0 FC5 BB 1B	0-0 1B 1B	0-0 F9	0-0 F9	0-0 F9	0-0 F9	0-0 F9	0-0 F9	4	2	3	3	1	0	0											
Glenn Wilson, R OBP: 0.331, SLG: 0.440	4-0 PB FC5 BB	4-0 PB FC5 BB	0-0 1B FC1 1B	0-0 6-3	0-0 6-3	0-0 6-3	0-0 6-3	0-0 6-3	0-0 6-3	4	1	1	0	1	0	2											
Lance Parrish, R OBP: 0.288, SLG: 0.365 Darren Daulton, L OBP: 0.286, SLG: 0.382	0-0 FC5 PB	0-0 FC5 PB	0-0 K	0-0 F8	0-0 F8	0-0 F8	0-0 F8	0-0 F8	0-0 F8	3	0	0	0	0	1	4											
Greg Gross, L OBP: 0.400, SLG: 0.391 Chris James, R OBP: 0.371, SLG: 0.586	0-0 F6	0-0 F6	0-0 SH2-4 E 3B 1B	0-0 SH1-3 BB	0-0 SH1-3 BB	0-0 SH1-3 BB	0-0 SH1-3 BB	0-0 SH1-3 BB	0-0 SH1-3 BB	2	1	1	1	1	0	2											
Steve Jeltz, S OBP: 0.270, SLG: 0.202	4-0 IBB	4-0 IBB	0-0 FC1 SH2-4 3B	0-0 F9	0-0 F9	0-0 F9	0-0 F9	0-0 F9	0-0 F9	4	1	0	1	1	1	5											
Bruce Ruffin, S OBP: 0.047, SLG: 0.070 Michael Jackson, R OBP: 0.188, SLG: 0.133 Jeff Calhoun, L	0-3 K	0-3 K	0-0 SH2-4	0-0 SH1-3	0-0 SH1-3	0-0 SH1-3	0-0 SH1-3	0-0 SH1-3	0-0 SH1-3	1	0	0	0	0	1	3											
<b>Inning Stats</b>	R: 3 E: 1 K: 1 S: 8	H: 3 LOB: 3 BB: 3 P: 20	R: 0 E: 0 K: 0 S: 3	H: 0 LOB: 0 BB: 0 P: 3	R: 4 E: 1 K: 1 S: 10	H: 4 LOB: 2 BB: 1 P: 14	R: 0 E: 0 K: 0 S: 3	H: 0 LOB: 0 BB: 0 P: 3	R: 0 E: 0 K: 0 S: 3	H: 0 LOB: 1 BB: 1 P: 7	R: 0 E: 0 K: 0 S: 6	H: 2 LOB: 2 BB: 2 P: 14	R: 1 E: 0 K: 1 S: 6	H: 1 LOB: 1 BB: 1 P: 10	R: 0 E: 0 K: 2 S: 7	H: 0 LOB: 1 BB: 1 P: 11	1B: 5 2B: 3 3B: 1 HR: 1	SF: 0 SAC: 2 DP: 0 HBP: 0	WP: 0 PB: 1 SB: 0 CS: 0	PA: 45							
<b>PITCHER</b>	IP	WLS	BF	H	R	ER	SO	BB	IBB	HBP	BLK	WP	HR	S	P	ERA	WHIP	<b>PITCHER</b>									
Rick Mahler, R ERA: 5.05	2.2	L	20	7	7	5	2	3	1	0	0	0	0	20	36	16.88	3.750										
Jeff Dedmon, R ERA: 2.63	2.1		8	0	0	0	0	1	0	0	0	0	0	7	11	0.00	0.429										
Paul Assenmacher, L ERA: 4.41	2.0		13	3	4	3	1	3	0	0	0	0	1	12	24	13.50	3.000										
Larry McWilliams, L ERA: 5.75	1.0		4	0	0	0	2	1	0	0	0	0	0	7	11	0.00	1.000										

Atlanta Braves @ Philadelphia Phillies  
Veterans Stadium, Philadelphia, PA  
Fri Jul 24, 1987, 7:05 PM EDT  
Att: 26,307 - Unknown

AB 34  
R 11  
H 10  
RBI 10  
BB 9  
SO 5  
LOB 22





Batter	1	2	3	4	5	6	7	8	9	AB	R	H	RBI	BB	SO	LOB	TOP					
Dion James, L OBP: 0.411, SLG: 0.447 (1, 8)	0-0 4-3		0-0 F9			4-0 1B BB		0-0 4-3 1B		3	1	1	0	1	0	0	<b>Atlanta Braves @ Philadelphia Phillies</b> Veterans Stadium, Philadelphia, PA Sat Jul 25 1987, 7:05 PM EDT Att: 32,077 - Unknown					
Ken Oberkfell, L OBP: 0.394, SLG: 0.397 (1, 5)	0-0 F4			0-0 G3		0-0 1B 1-H		0-0 4-3 1-2		4	0	1	1	0	0	1						
Gerald Perry, L OBP: 0.330, SLG: 0.381 (1, 3)	0-0 HR			0-0 4-3		0-0 2B		0-0 F7		4	1	2	1	0	0	1						
Dale Murphy, R OBP: 0.414, SLG: 0.565 (1, 9)	0-0 G2			0-0 6-3		0-3 K			0-3 K	4	0	0	0	0	2	1						
Ken Griffey, L OBP: 0.353, SLG: 0.478 (1, 7)		0-0 FC5-4 1B			0-0 1-3		0-0 G6-4-3 1B		0-0 F7	4	0	2	0	0	0	0						
Andres Thomas, R OBP: 0.279, SLG: 0.321 (1, 6)		0-0 FC5-4 CS 1-2			0-0 4-3		0-0 G6-4-3 1-2		0-3 K	4	0	0	0	0	1	2						
Bruce Benedict, R OBP: 0.287, SLG: 0.205 (1, 2)		0-3 K 1-2			0-0 1B		0-0 1B			3	0	2	0	0	1	1						
Glenn Hubbard, R OBP: 0.418, SLG: 0.441 (1, 4)			0-0 5-3		0-0 F9		0-0 F9			3	0	0	0	0	0	2						
David Palmer, R OBP: 0.161, SLG: 0.258 Gene Garber, R (7, 1)			0-0 4-3		0-0 F5		0-3 K			2	0	0	0	0	0	0						
<b>Inning Stats</b>	R: 1 E: 0 K: 0 S: 4	H: 1 LOB: 0 BB: 0 P: 4	R: 0 E: 0 K: 1 S: 5	H: 1 LOB: 1 BB: 0 P: 5	R: 0 E: 0 K: 0 S: 3	H: 0 LOB: 0 BB: 0 P: 3	R: 0 E: 0 K: 0 S: 3	H: 0 LOB: 0 BB: 0 P: 3	R: 0 E: 0 K: 1 S: 6	H: 2 LOB: 1 BB: 1 P: 10	R: 0 E: 0 K: 0 S: 4	H: 2 LOB: 1 BB: 0 P: 4	R: 0 E: 0 K: 1 S: 6	H: 1 LOB: 1 BB: 0 P: 6	R: 0 E: 0 K: 2 S: 7	H: 0 LOB: 0 BB: 0 P: 7	1B: 6 2B: 2 3B: 0 HR: 1	SF: 0 SAC: 0 DP: 2 HBP: 0	WP: 0 PB: 0 SB: 0 CS: 1	PA: 33		
<b>PITCHER</b>	IP WLS BF H R ER SO BB IBB HBP BLK WP HR S P ERA WHIP	IP WLS BF H R ER SO BB IBB HBP BLK WP HR S P ERA WHIP	IP WLS BF H R ER SO BB IBB HBP BLK WP HR S P ERA WHIP	IP WLS BF H R ER SO BB IBB HBP BLK WP HR S P ERA WHIP	IP WLS BF H R ER SO BB IBB HBP BLK WP HR S P ERA WHIP	IP WLS BF H R ER SO BB IBB HBP BLK WP HR S P ERA WHIP	IP WLS BF H R ER SO BB IBB HBP BLK WP HR S P ERA WHIP	IP WLS BF H R ER SO BB IBB HBP BLK WP HR S P ERA WHIP	IP WLS BF H R ER SO BB IBB HBP BLK WP HR S P ERA WHIP	IP WLS BF H R ER SO BB IBB HBP BLK WP HR S P ERA WHIP	IP WLS BF H R ER SO BB IBB HBP BLK WP HR S P ERA WHIP	IP WLS BF H R ER SO BB IBB HBP BLK WP HR S P ERA WHIP	IP WLS BF H R ER SO BB IBB HBP BLK WP HR S P ERA WHIP	IP WLS BF H R ER SO BB IBB HBP BLK WP HR S P ERA WHIP	IP WLS BF H R ER SO BB IBB HBP BLK WP HR S P ERA WHIP	IP WLS BF H R ER SO BB IBB HBP BLK WP HR S P ERA WHIP	IP WLS BF H R ER SO BB IBB HBP BLK WP HR S P ERA WHIP	IP WLS BF H R ER SO BB IBB HBP BLK WP HR S P ERA WHIP	IP WLS BF H R ER SO BB IBB HBP BLK WP HR S P ERA WHIP	IP WLS BF H R ER SO BB IBB HBP BLK WP HR S P ERA WHIP	IP WLS BF H R ER SO BB IBB HBP BLK WP HR S P ERA WHIP	IP WLS BF H R ER SO BB IBB HBP BLK WP HR S P ERA WHIP



Batter	1	2	3	4	5	6	7	8	9	AB	R	H	RBI	BB	SO	LOB	BOTTOM				
Juan Samuel, R OBP: 0.344, SLG: 0.525 (1, 4)	0-0 1-3		0-0 6-3		0-0 L6			0-3 K		4	0	0	0	0	1	1	<b>Atlanta Braves @ Philadelphia Phillies</b> Veterans Stadium, Philadelphia, PA Sat Jul 25 1987, 7:05 PM EDT Att: 32,077 - Unknown				
Jeff Stone, L OBP: 0.349, SLG: 0.372 (1, 8)	0-0 4-3		0-0 4-3			0-0 6-3		0-0 4-3		4	0	0	0	0	0	0					
Von Hayes, L OBP: 0.433, SLG: 0.516 (1, 3)	4-0 FC6-4 BB		0-0 4-3			0-0 6-3		4-0 1B WP BB		2	1	0	0	2	0	0					
Mike Schmidt, R OBP: 0.396, SLG: 0.565 (1, 5)	0-0 FC6-4 1-2			0-0 5-3		0-0 F8		0-0 WP 1B		4	0	1	0	0	0	1					
Glenn Wilson, R OBP: 0.327, SLG: 0.435 (1, 9)		0-3 K		0-0 F9		0-0 F4		0-0 L6 1-2 3-H		4	0	0	0	0	1	1					
Chris James, R OBP: 0.369, SLG: 0.578 (1, 7)		0-0 6-3		0-0 6-3			0-0 BB 1B		0-0 F8	4	0	1	0	0	0	0					
Darren Daulton, L OBP: 0.299, SLG: 0.397 (1, 2)		0-0 2B			0-3 K		4-0 BB		0-0 G3	3	0	1	0	1	1	0					
Steve Jeltz, S OBP: 0.280, SLG: 0.202 Greg Gross, L OBP: 0.311, SLG: 0.386 Luis Aguayo, R OBP: 0.287, SLG: 0.435 (1, 6) (7, PH) (8, 6)		4-0 IBB			4-0 BB		0-0 F7		0-3 K	0	0	0	0	2	0	0					
Tom Hume, R OBP: 0.250, SLG: 0.333 Ron Roenicke, S OBP: 0.311, SLG: 0.375 Wally Ritchie, L OBP: 0.500, SLG: 0.500 Kent Tekulve, R (1, 1) (7, PH) (8, 1) (9, 1)		0-3 K		0-3 K		0-3 K				2	0	0	0	0	2	3					
<b>Inning Stats</b>	R: 0 E: 0 K: 0 S: 3	H: 0 LOB: 1 BB: 1 P: 7	R: 0 E: 0 K: 2 S: 8	H: 1 LOB: 2 BB: 1 P: 12	R: 0 E: 0 K: 0 S: 3	H: 0 LOB: 0 BB: 0 P: 3	R: 0 E: 0 K: 0 S: 3	H: 0 LOB: 0 BB: 0 P: 3	R: 0 E: 0 K: 1 S: 6	H: 1 LOB: 2 BB: 1 P: 10	R: 0 E: 0 K: 1 S: 6	H: 1 LOB: 1 BB: 1 P: 10	R: 0 E: 0 K: 1 S: 5	H: 0 LOB: 0 BB: 0 P: 5	1B: 2 2B: 1 3B: 0 HR: 0	SF: 0 SAC: 0 DP: 0 HBP: 0	WP: 1 PB: 0 SB: 0 CS: 0	PA: 35			
<b>PITCHER</b>	IP WLS BF H R ER SO BB IBB HBP BLK WP HR S P ERA WHIP	IP WLS BF H R ER SO BB IBB HBP BLK WP HR S P ERA WHIP	IP WLS BF H R ER SO BB IBB HBP BLK WP HR S P ERA WHIP	IP WLS BF H R ER SO BB IBB HBP BLK WP HR S P ERA WHIP	IP WLS BF H R ER SO BB IBB HBP BLK WP HR S P ERA WHIP	IP WLS BF H R ER SO BB IBB HBP BLK WP HR S P ERA WHIP	IP WLS BF H R ER SO BB IBB HBP BLK WP HR S P ERA WHIP	IP WLS BF H R ER SO BB IBB HBP BLK WP HR S P ERA WHIP	IP WLS BF H R ER SO BB IBB HBP BLK WP HR S P ERA WHIP	IP WLS BF H R ER SO BB IBB HBP BLK WP HR S P ERA WHIP	IP WLS BF H R ER SO BB IBB HBP BLK WP HR S P ERA WHIP	IP WLS BF H R ER SO BB IBB HBP BLK WP HR S P ERA WHIP	IP WLS BF H R ER SO BB IBB HBP BLK WP HR S P ERA WHIP	IP WLS BF H R ER SO BB IBB HBP BLK WP HR S P ERA WHIP	IP WLS BF H R ER SO BB IBB HBP BLK WP HR S P ERA WHIP	IP WLS BF H R ER SO BB IBB HBP BLK WP HR S P ERA WHIP	IP WLS BF H R ER SO BB IBB HBP BLK WP HR S P ERA WHIP	IP WLS BF H R ER SO BB IBB HBP BLK WP HR S P ERA WHIP	IP WLS BF H R ER SO BB IBB HBP BLK WP HR S P ERA WHIP	IP WLS BF H R ER SO BB IBB HBP BLK WP HR S P ERA WHIP	IP WLS BF H R ER SO BB IBB HBP BLK WP HR S P ERA WHIP





Batter	1	2	3	4	5	6	7	8	9	AB	R	H	RBI	BB	SO	LOB	TOP					
Dion James, L OBP: 0.408, SLG: 0.443 (1,8)	F7		F9			E3	4-3		G3	5	1	1	0	0	0	0	<b>Atlanta Braves @ Philadelphia Phillies</b> Veterans Stadium, Philadelphia, PA Sun Jul 26 1987, 3:33 AM EDT Att: 47,022 - Unknown					
Ken Oberkfell, L OBP: 0.382, SLG: 0.397 (1,5)	4-3		F9			F9			F4	5	0	1	0	0	0	3						
Gerald Perry, L OBP: 0.329, SLG: 0.379 (1,3)	5-3			4-3		S	1-3			4	1	1	0	0	0	1						
Ken Griffey, L OBP: 0.359, SLG: 0.476 (1,7)		G6-4-3				2B			F4	1	1	0	0	3	0	1						
Gary Roenicke, R OBP: 0.337, SLG: 0.467 (1,9)		G6-4-3		K		BLK			FC5-4	4	0	2	1	0	1	2						
Andres Thomas, R OBP: 0.276, SLG: 0.317 (1,6)		F7		K		F7			FC5-4	4	0	0	0	0	1	4						
Bruce Benedict, R OBP: 0.297, SLG: 0.211 (1,2)			1B		5-3	BLK			4-3	3	0	1	0	1	0	1						
Glenn Hubbard, R OBP: 0.416, SLG: 0.436 (1,4)			F9		F9				4-3	3	0	0	0	1	0	2						
Doyle Alexander, R OBP: 0.065, SLG: 0.033 (1,1)			SH1		6-3				F6	2	0	0	0	0	0	3						
Joe Boever, R (8,1)										0	0	0	0	0	0	0						
Graig Nettles, L (9, PH) OBP: 0.301, SLG: 0.358										1	0	0	0	0	0	0						
<b>Inning Stats</b>	R: 0 E: 0 K: 0 S: 3	H: 0 LOB: 0 BB: 0 P: 3	R: 0 E: 0 K: 0 S: 2	H: 0 LOB: 0 BB: 1 P: 6	R: 0 E: 0 K: 0 S: 5	H: 2 LOB: 2 BB: 0 P: 5	R: 0 E: 0 K: 2 S: 7	H: 0 LOB: 1 BB: 1 P: 11	R: 0 E: 0 K: 0 S: 3	H: 0 LOB: 0 BB: 0 P: 3	R: 3 E: 1 K: 0 S: 6	H: 2 LOB: 3 BB: 3 P: 18	R: 0 E: 0 K: 0 S: 4	H: 1 LOB: 1 BB: 0 P: 4	R: 0 E: 0 K: 0 S: 4	H: 1 LOB: 1 BB: 0 P: 4	R: 0 E: 0 K: 0 S: 3	H: 0 LOB: 0 BB: 0 P: 3	1B: 4 2B: 2 3B: 0 HR: 0	SF: 0 SAC: 1 DP: 1 HBP: 0	WP: 0 PB: 0 SB: 2 CS: 0	PA: 38
<b>PITCHER</b>	IP	WLS	BF	H	R	ER	SO	BB	IBB	HBP	BLK	WP	HR	S	P	ERA	WHIP					
Kevin Gross, R (1,1) ERA: 4.13	6.0		27	4	3	1	2	4	1	0	1	0	0	26	46	1.50	1.333					
Jeff Calhoun, L (7,1) ERA: 2.94	1.0		4	1	0	0	0	0	0	0	0	0	0	4	4	0.00	1.000					
Kent Tekulve, R (8,1) ERA: 3.71	1.0	W	4	1	0	0	0	0	0	0	0	0	0	4	4	0.00	1.000					
Steve Bedrosian, R (9,1) ERA: 2.57	1.0		3	0	0	0	0	0	0	0	0	0	0	3	3	0.00	0.000					

Batter	1	2	3	4	5	6	7	8	9	AB	R	H	RBI	BB	SO	LOB	BOTTOM				
Juan Samuel, R (1,4) OBP: 0.343, SLG: 0.522	F7		S		5-3		K			4	1	1	0	0	1	0	<b>Atlanta Braves @ Philadelphia Phillies</b> Veterans Stadium, Philadelphia, PA Sun Jul 26 1987, 3:33 AM EDT Att: 47,022 - Unknown				
Milt Thompson, L (1,8) OBP: 0.343, SLG: 0.418			S		4-3					4	3	3	2	0	0	0					
Von Hayes, L (1,3) OBP: 0.437, SLG: 0.527	F7		S			FC5-4				3	1	2	2	1	0	1					
Mike Schmidt, R (1,5) OBP: 0.398, SLG: 0.574			2H		F9	FC5-4				4	1	2	2	0	0	2					
Chris James, R (1,7) OBP: 0.366, SLG: 0.571	F3		F9							4	0	1	0	0	0	2					
Ron Roenicke, S (1,9) OBP: 0.306, SLG: 0.349		B2			4-3					3	1	0	0	1	1	2					
Steve Bedrosian, R (9,1) ERA: 2.57						K			S	0	0	0	0	0	0	0					
Darren Daulton, L (1,2) OBP: 0.282, SLG: 0.371		1-4-3			F2					4	0	0	0	0	1	3					
Steve Jeltz, S (1,6) OBP: 0.279, SLG: 0.203		F5			G3					4	0	1	1	0	0	0					
Kevin Gross, R (1,1) OBP: 0.150, SLG: 0.128										2	0	0	0	0	1	0					
Jeff Calhoun, L (7,1) ERA: 2.94					5-3					0	0	0	0	0	0	0					
Jeff Stone, L (7, PH) OBP: 0.345, SLG: 0.367										1	0	0	0	0	0	0					
Kent Tekulve, R (8,1) ERA: 3.71										0	0	0	0	0	0	0					
Glenn Wilson, R (9,9) OBP: 0.327, SLG: 0.435										0	0	0	0	0	0	0					
<b>Inning Stats</b>	R: 1 E: 0 K: 0 S: 5	H: 2 LOB: 1 BB: 0 P: 5	R: 0 E: 0 K: 0 S: 3	H: 0 LOB: 0 BB: 0 P: 3	R: 2 E: 0 K: 1 S: 8	H: 3 LOB: 1 BB: 0 P: 8	R: 0 E: 0 K: 0 S: 3	H: 0 LOB: 0 BB: 0 P: 3	R: 0 E: 0 K: 0 S: 3	H: 0 LOB: 0 BB: 0 P: 3	R: 0 E: 0 K: 1 S: 6	H: 1 LOB: 2 BB: 1 P: 10	R: 0 E: 0 K: 1 S: 5	H: 0 LOB: 0 BB: 0 P: 5	R: 4 E: 0 K: 1 S: 8	H: 4 LOB: 1 BB: 1 P: 12	1B: 6 2B: 1 3B: 0 HR: 3	SF: 0 SAC: 0 DP: 0 HBP: 0	WP: 0 PB: 0 SB: 4 CS: 0	PA: 35	
<b>PITCHER</b>	IP	WLS	BF	H	R	ER	SO	BB	IBB	HBP	BLK	WP	HR	S	P	ERA	WHIP				
Doyle Alexander, R (1,1) ERA: 3.69	7.0	L	31	9	6	6	3	1	0	0	0	0	0	36	40	7.71	1.429				
Joe Boever, R (8,1) ERA: 9.0	1.0		4	1	1	1	1	1	0	0	0	0	0	5	9	9.00	2.000				





Batter	1	2	3	4	5	6	7	8	9	AB	R	H	RBI	BB	SO	LOB	TOP					
Juan Samuel, R (1.4) OBP: 0.342, SLG: 0.518										5	1	1	0	0	1	2	Philadelphia Phillies @ Pittsburgh Pirates Three Rivers Stadium, Pittsburgh, PA Tue Jul 28 1987, 7:05 PM EDT Att: 16,270 - Unknown <a href="http://livebaseballscores.com">livebaseballscores.com</a>					
Milt Thompson, L (1.8) OBP: 0.345, SLG: 0.425										4	2	2	1	0	0	0						
Von Hayes, L (1.3) OBP: 0.437, SLG: 0.543										4	1	2	2	0	0	1						
Mike Schmidt, R (1.5) OBP: 0.393, SLG: 0.568										3	0	0	1	0	2	1						
Glenn Wilson, R (1.9) OBP: 0.324, SLG: 0.430										4	1	0	0	0	1	0						
Chris James, R (1.7) OBP: 0.384, SLG: 0.563										4	0	1	0	0	1	1						
Darren Daulton, L (1.2) OBP: 0.267, SLG: 0.348										4	0	0	1	0	1	2						
Steve Jeltz, S (1.6) OBP: 0.285, SLG: 0.212										4	0	2	0	0	0	0						
Shane Rawley, R (1.1) OBP: 0.211, SLG: 0.250										4	0	0	0	0	1	3						
<b>Inning Stats</b>	R: 2 E: 0 K: 0 S: 5	H: 2 LOB: 0 BB: 0 P: 5	R: 0 E: 0 K: 1 S: 6	H: 1 LOB: 1 BB: 0 P: 6	R: 0 E: 0 K: 2 S: 8	H: 1 LOB: 1 BB: 0 P: 8	R: 1 E: 1 K: 1 S: 8	H: 1 LOB: 2 BB: 0 P: 8	R: 2 E: 0 K: 1 S: 7	H: 2 LOB: 0 BB: 0 P: 7	R: 0 E: 0 K: 0 S: 3	H: 0 LOB: 0 BB: 0 P: 3	R: 0 E: 0 K: 1 S: 6	H: 1 LOB: 1 BB: 0 P: 6	R: 0 E: 0 K: 0 S: 3	H: 0 LOB: 0 BB: 0 P: 3	1B: 5 2B: 0 3B: 2 HR: 1	SF: 1 SAC: 0 DP: 0 HBP: 0	WP: 1 PB: 0 CS: 0	PA: 37		
<b>PITCHER</b>	IP WLS BF H R ER SO BB IBB HBP BLK WP HR S P ERA WHIP	IP WLS BF H R ER SO BB IBB HBP BLK WP HR S P ERA WHIP																				
Rick Reuschel, R (1.1) ERA: 2.36	5.0	L	24	7	5	4	5	0	0	0	0	0	0	0	0	0	1	1	34	34	7.20	1.400
Don Robinson, R (6.1) ERA: 3.89	2.2		9	1	0	0	1	0	0	0	0	0	0	0	0	0	0	0	11	11	0.00	0.375
Hipolito Pena, L (8.1) ERA: 3.71	0.1		1	0	0	0	1	0	0	0	0	0	0	0	0	0	0	0	3	3	0.00	0.000
Barry Jones, R (9.1) ERA: 6.75	1.0		3	0	0	0	0	0	0	0	0	0	0	0	0	0	0	0	3	3	0.00	0.000

Batter	1	2	3	4	5	6	7	8	9	AB	R	H	RBI	BB	SO	LOB	BOTTOM					
Barry Bonds, L (1.7) OBP: 0.333, SLG: 0.482										3	1	1	2	0	1	1	Philadelphia Phillies @ Pittsburgh Pirates Three Rivers Stadium, Pittsburgh, PA Tue Jul 28 1987, 7:05 PM EDT Att: 16,270 - Unknown <a href="http://livebaseballscores.com">livebaseballscores.com</a>					
Al Pedrique, R (1.6) OBP: 0.286, SLG: 0.329										3	0	0	0	1	0	1						
Barry Jones, R (9.1)										0	0	0	0	0	0	0						
Bobby Bonilla, S (1.9) OBP: 0.341, SLG: 0.458										3	0	0	0	1	0	2						
Mike Diaz, R (1.3) OBP: 0.330, SLG: 0.500										4	0	0	0	0	0	2						
Andy Van Slyke, L (1.8) OBP: 0.353, SLG: 0.515										4	0	0	0	0	0	0						
Jim Morrison, R (1.5) OBP: 0.316, SLG: 0.418										3	0	0	0	0	0	0						
Johnny Ray, S (1.4) OBP: 0.319, SLG: 0.350										3	0	1	0	0	0	0						
Junior Ortiz, R (1.2) OBP: 0.306, SLG: 0.313										3	1	2	0	0	0	0						
Rick Reuschel, R (1.1) BP: 0.167, SLG: 0.231										1	0	1	0	0	0	0						
Terry Harmon, R (5. PH) BP: 0.286, SLG: 0.303										1	0	0	0	0	0	2						
Don Robinson, R (8. PH) BP: 0.226, SLG: 0.143										0	0	0	0	0	0	0						
Hipolito Pena, L (8. PH)										0	0	0	0	0	0	0						
John Cangelosi, S (8. PH) OBP: 0.489, SLG: 0.354										1	0	0	0	0	1	1						
<b>Inning Stats</b>	R: 0 E: 0 K: 0 S: 2	H: 0 LOB: 1 BB: 1 P: 7	R: 0 E: 0 K: 0 S: 3	H: 0 LOB: 0 BB: 0 P: 3	R: 0 E: 0 K: 1 S: 6	H: 1 LOB: 1 BB: 0 P: 6	R: 0 E: 0 K: 0 S: 2	H: 0 LOB: 0 BB: 1 P: 6	R: 0 E: 0 K: 0 S: 4	H: 2 LOB: 1 BB: 0 P: 4	R: 0 E: 0 K: 0 S: 3	H: 0 LOB: 0 BB: 0 P: 3	R: 0 E: 0 K: 0 S: 3	H: 0 LOB: 0 BB: 0 P: 3	R: 2 E: 0 K: 1 S: 7	H: 2 LOB: 0 BB: 0 P: 7	R: 0 E: 0 K: 0 S: 3	H: 0 LOB: 0 BB: 0 P: 3	1B: 4 2B: 0 3B: 0 HR: 1	SF: 0 SAC: 0 DP: 3 HBP: 1	WP: 0 PB: 0 CS: 0	PA: 32
<b>PITCHER</b>	IP WLS BF H R ER SO BB IBB HBP BLK WP HR S P ERA WHIP	IP WLS BF H R ER SO BB IBB HBP BLK WP HR S P ERA WHIP																				
Shane Rawley, L (1.1) ERA: 3.91	9.0	W	32	5	2	2	2	2	2	0	0	1	0	0	0	0	0	0	33	42	2.00	0.778









Batter	1	2	3	4	5	6	7	8	9	AB	R	H	RBI	BB	SO	LOB	TOP				
Juan Samuel, R OBP: 0.339, SLG: 0.510 (1, 4)	0-0 6-3		0-3 K			0-3 K		0-3 K		4	0	0	0	0	3	2					
Milt Thompson, L OBP: 0.344, SLG: 0.435 Ron Roenicke, S OBP: 0.320, SLG: 0.349 (1, 8) (9, PH) (9, 8)	0-3 K			0-0 6-3		0-0 3-1			4-0 1B BB	3	0	0	0	0	1	0					
Von Hayes, L OBP: 0.438, SLG: 0.548 (1, 3)	0-3 K			4-0 1B BB			0-0 G6-4-3 1B		0-0 F9	3	0	1	0	1	1	1					
Mike Schmidt, R OBP: 0.393, SLG: 0.562 (1, 5)		0-0 P3		0-0 L4-3			0-0 G6-4-3 1B		0-0 1B	4	0	2	0	0	0	1					
Glenn Wilson, R OBP: 0.320, SLG: 0.423 (1, 9)		0-0 F3			0-0 F4		0-0 G6-4-3		0-0 1B	4	0	1	1	0	0	2					
Chris James, R OBP: 0.354, SLG: 0.549 Greg Gross, L OBP: 0.396, SLG: 0.386 (1, 7) (9, 7)		0-0 F7			0-0 6-3		0-0 5-3		0-0 G4-6-3 1B	4	0	0	0	0	0	3					
Lance Parrish, R OBP: 0.287, SLG: 0.361 (1, 2)			0-3 K		4-0 BB			0-0 4-3		2	0	0	0	1	1	0					
Steve Jeltz, S OBP: 0.285, SLG: 0.230 (1, 6)			0-0 E3		0-0 4-3			0-0 4-3		3	0	0	0	0	0	1					
Bruce Ruffin, S OBP: 0.065, SLG: 0.087 Steve Bedrosian, R (9, 1)			0-3 K			0-0 5-3			0-0 1B	3	0	1	0	0	1	1					
<b>Inning Stats</b>	R: 0 E: 0 K: 2 S: 7	H: 0 LOB: 0 BB: 7 P: 7	R: 0 E: 0 K: 0 S: 3	H: 0 LOB: 0 BB: 3 P: 3	R: 0 E: 2 K: 3 S: 10	H: 0 LOB: 1 BB: 0 P: 10	R: 0 E: 0 K: 0 S: 2	H: 0 LOB: 1 BB: 1 P: 6	R: 0 E: 0 K: 1 S: 5	H: 0 LOB: 0 BB: 0 P: 5	R: 0 E: 0 K: 1 S: 4	H: 2 LOB: 1 BB: 0 P: 4	R: 0 E: 0 K: 1 S: 6	H: 1 LOB: 1 BB: 0 P: 6	R: 1 E: 0 K: 0 S: 4	H: 2 LOB: 1 BB: 1 P: 8	1B: 5 2B: 1 3B: 0 HR: 0	SF: 0 SAC: 0 DP: 3 HBP: 0	WP: 0 PB: 0 CS: 0	PA: 33	
<b>PITCHER</b>	IP	WLS	BF	H	R	ER	SO	BB	IBB	HBP	BLK	WP	HR	S	P	ERA	WHIP				
Mike Dunne, R ERA: 3.04 (1, 1)	8.0		28	3	0	0	7	2	0	0	0	0	0	40	48	0.00	0.625				
John Smiley, L ERA: 4.77 (9, 1)	0.1	L	2	0	1	1	0	1	0	0	0	0	0	1	5	27.00	3.000				
Brett Gideon, R ERA: 3.21 (9, 1)	0.2		3	2	0	0	0	0	0	0	0	0	0	3	3	0.00	3.000				

Philadelphia Phillies @ Pittsburgh Pirates  
Three Rivers Stadium, Pittsburgh, PA  
Thu Jul 30 1987, 7:05 PM EDT  
Att: 11,769 - Unknown

AB 30  
R 1  
H 5  
RBI 1  
BB 3  
SO 7  
LOB 11



Batter	1	2	3	4	5	6	7	8	9	AB	R	H	RBI	BB	SO	LOB	BOTTOM					
Barry Bonds, L OBP: 0.331, SLG: 0.482 Mike Diaz, R OBP: 0.328, SLG: 0.497 (1, 7) (6, 7)	0-0 6-3		0-0 4-3		0-0 1-3			0-0 F9		3	0	0	0	0	0	1						
Al Pedrique, R OBP: 0.296, SLG: 0.330 (1, 6)	0-0 6-3			0-0 1B 1B		4-0 G3-6-3 BB		0-0 L7		3	0	1	0	1	0	0						
Andy Van Slyke, L OBP: 0.349, SLG: 0.504 (1, 8)	0-0 4-3			0-0 L4		0-0 G3-6-3			0-0 4-3	4	0	0	0	0	0	2						
Terry Harper, R OBP: 0.307, SLG: 0.356 Johnny Ray, S OBP: 0.320, SLG: 0.351 (1, 9) (9, PH)		0-0 6-3 1B		0-0 1B 1B		0-0 6-3			0-0 4-3	3	0	2	0	0	0	0						
Bobby Bonilla, S OBP: 0.339, SLG: 0.449 (1, 5)		0-0 F9		0-0 1B		4-0 SH3-4 BB			0-0 F6	3	0	1	0	1	0	1						
Sid Bream, L OBP: 0.344, SLG: 0.437 (1, 3)		0-0 6-3		0-0 4-3		0-0 SH3-4				2	0	0	0	0	0	3						
Jim Morrison, R OBP: 0.312, SLG: 0.412 (1, 4)		0-0 6-3			0-0 5-3		0-3 K			3	0	0	0	0	1	2						
Michael LaValliere, L OBP: 0.365, SLG: 0.326 (1, 2)			0-0 4-3		0-0 FC6-4 1B		0-0 5-3			3	0	1	0	0	0	1						
Mike Dunne, R OBP: 0.071, SLG: 0.037 John Cangelosi, S OBP: 0.482, SLG: 0.347 John Smiley, L OBP: 0.200, SLG: 0.400 Brett Gideon, R (1, 1) (8, PH) (9, 1) (9, 1)		0-0 4-3			0-0 FC6-4			0-0 6-3		2	0	0	0	0	0	1						
<b>Inning Stats</b>	R: 0 E: 0 K: 0 S: 3	H: 0 LOB: 0 BB: 0 P: 3	R: 0 E: 0 K: 0 S: 4	H: 1 LOB: 1 BB: 0 P: 4	R: 0 E: 0 K: 0 S: 3	H: 0 LOB: 0 BB: 0 P: 3	R: 0 E: 0 K: 0 S: 5	H: 3 LOB: 2 BB: 0 P: 5	R: 0 E: 1 K: 0 S: 4	H: 1 LOB: 1 BB: 0 P: 4	R: 0 E: 0 K: 0 S: 2	H: 0 LOB: 0 BB: 1 P: 6	R: 0 E: 0 K: 1 S: 5	H: 0 LOB: 1 BB: 1 P: 9	R: 0 E: 0 K: 0 S: 3	H: 0 LOB: 0 BB: 0 P: 3	R: 0 E: 0 K: 0 S: 3	H: 0 LOB: 0 BB: 0 P: 3	1B: 5 2B: 0 3B: 0 HR: 0	SF: 0 SAC: 1 DP: 1 HBP: 0	WP: 0 PB: 0 CS: 0	PA: 32
<b>PITCHER</b>	IP	WLS	BF	H	R	ER	SO	BB	IBB	HBP	BLK	WP	HR	S	P	ERA	WHIP					
Bruce Ruffin, L ERA: 4.02 (1, 1)	8.1	W	30	5	0	0	1	2	0	0	0	0	0	30	38	0.00	0.840					
Steve Bedrosian, R ERA: 2.5 (9, 1)	0.2	S	2	0	0	0	0	0	0	0	0	0	0	2	2	0.00	0.000					

Philadelphia Phillies @ Pittsburgh Pirates  
Three Rivers Stadium, Pittsburgh, PA  
Thu Jul 30 1987, 7:05 PM EDT  
Att: 11,769 - Unknown

AB 29  
R 0  
H 5  
RBI 0  
BB 2  
SO 1  
LOB 11

















Batter	1	2	3	4	5	6	7	8	9	10	11	AB	R	H	RBI	BB	SO	LOB	TOP								
Juan Samuel, R OBP: 0.336, SLG: 0.494 (1.4)	FC5-4 5-3 BB	L9		K			FC4-6 1B				K	4	0	1	0	2	2	4									
Rick Schu, R OBP: 0.388, SLG: 0.447 (1.3)	5-3		5-3		5-3		FC4-6					3	0	0	0	0	0	1									
Milt Thompson, L OBP: 0.350, SLG: 0.447 (7.8)	5-3											1	0	0	0	0	0	1									
Ron Roenicke, S OBP: 0.321, SLG: 0.333 (9.8)	1-2											1	0	0	0	0	1	2									
Von Hayes, L OBP: 0.437, SLG: 0.539 (7.3)	FC5-4 BB		F6		F9			4-3			G6-4-3 2B	4	0	1	0	1	0	0									
Mike Schmidt, R OBP: 0.393, SLG: 0.546 (1.5)	FC5-4				1-3			6-3			E5 G6-4-3	5	1	1	0	0	0	3									
Lance Parrish, R OBP: 0.290, SLG: 0.365 (1.2)	L9										G6-4-3 1B	5	1	2	2	0	0	4									
Chris James, R OBP: 0.357, SLG: 0.578 (1.7)			F2								L7	4	0	0	0	1	0	2									
Kent Tekulve, R (10.1)	FC1-5 1B BB				6-3			5-3				0	0	0	0	0	0	0									
Glenn Wilson, R OBP: 0.318, SLG: 0.413 (1.9)		F9					L8					4	0	1	0	1	0	1									
Steve Jeltz, S OBP: 0.304, SLG: 0.255 (1.6)								6-3				2	0	1	0	1	0	0									
Don Carman, L OBP: 0.098, SLG: 0.098 (9.1)	FC1-5 1B										SH3-4 BB	3	0	0	0	0	0	3									
Luis Aguayo, R OBP: 0.284, SLG: 0.429 (9.1)	FC1-5										3-1 SH3-4 1B	1	0	0	0	0	1	1									
Wally Ritchie, L OBP: 0.500, SLG: 0.500 (10.7)	FC1-5 1-2 2-3										3-1 2-3	0	0	0	0	0	0	0									
Greg Gross, L OBP: 0.400, SLG: 0.378 (10.7)	1-2 2-3											1	0	0	0	0	0	1									
<b>Inning Stats</b>	R: 0 E: 0 K: 0 S: 3	H: 0 LOB: 2 BB: 2 P: 11	R: 0 E: 0 K: 0 S: 4	H: 1 LOB: 2 BB: 1 P: 8	R: 2 E: 0 K: 0 S: 5	H: 2 LOB: 0 BB: 0 P: 5	R: 0 E: 0 K: 1 S: 5	H: 0 LOB: 1 BB: 1 P: 9	R: 0 E: 0 K: 0 S: 3	H: 0 LOB: 0 BB: 0 P: 3	R: 0 E: 0 K: 0 S: 4	H: 1 LOB: 1 BB: 0 P: 4	R: 0 E: 0 K: 2 S: 7	H: 0 LOB: 2 BB: 2 P: 15	R: 0 E: 1 K: 0 S: 4	H: 1 LOB: 1 BB: 0 P: 4	R: 0 E: 0 K: 1 S: 6	H: 1 LOB: 1 BB: 0 P: 6	1B: 5 2B: 1 3B: 0 HR: 1	SF: 0 SAC: 2 DP: 1 HBP: 0	WP: 0 PB: 0 SB: 0 CS: 0	PA: 46					
<b>PITCHER</b>	IP WLS BF H R ER SO BB IBB HBP BLK WP HR S P ERA WHIP	<b>PITCHER</b>										IP WLS BF H R ER SO BB IBB HBP BLK WP HR S P ERA WHIP															
Sid Fernandez, L ERA: 3.44 (1.1)	5.0	22	3	2	2	1	4	0	0	0	0	0	1	20	36	3.60	1.400										
Don Schulze, R ERA: 5.4 (1.1)	3.0	11	2	0	0	0	0	0	0	0	0	0	0	11	11	0.00	0.667										
Doug Sisk, R ERA: 3.72 (8.1)	1.0	6	1	0	0	2	1	1	0	0	0	0	0	8	16	0.00	2.000										
Jesse Orosco, L ERA: 4.84 (10.1)	2.0	W	7	1	0	0	1	0	0	0	0	0	0	9	9	0.00	0.500										
Roger McDowell, R ERA: 9.62 (10.1)																											

Philadelphia Phillies @ New York Mets  
Shea Stadium, Flushing, NY  
Mon Aug 03 1987, 7:05 PM EDT  
Att: 50,297 - Unknown

AB 38  
R 2  
H 7  
RBI 2  
BB 6  
SO 4  
LOB 23



Batter	1	2	3	4	5	6	7	8	9	10	11	AB	R	H	RBI	BB	SO	LOB	BOTTOM								
Mookie Wilson, S OBP: 0.349, SLG: 0.454 (1.8)	L8		F9					FC5-4 1B			K	5	0	1	0	0	1	1									
Tim Lincecum, R OBP: 0.421, SLG: 0.593 (1.4)	G3		CS				F3				L8	5	0	1	0	0	0	1									
Keith Hernandez, L OBP: 0.388, SLG: 0.445 (1.3)	HR BB		CS		F8		F8				3-1	4	2	1	1	1	0	1									
Darryl Strawberry, L OBP: 0.397, SLG: 0.565 (1.9)	HR				F6			4-3			F7	4	1	1	2	0	0	0									
Kevin McReynolds, R OBP: 0.334, SLG: 0.509 (1.7)	F4				K							4	0	1	0	0	1	0									
Gary Carter, R OBP: 0.293, SLG: 0.399 (1.2)		F4			L3						4-3 1B	4	0	0	0	0	1	1									
Howard Johnson, S OBP: 0.354, SLG: 0.524 (6.5)		6-3										3	0	0	0	1	1	0									
Dave Magadan, L OBP: 0.307, SLG: 0.462 (8.1)												2	0	0	0	0	1	0									
Doug Sisk, R OBP: 0.260, SLG: 0.484 (8.1)												0	0	0	0	0	0	0									
Lee Mazzilli, S OBP: 0.300, SLG: 0.484 (8.1)												0	0	0	0	0	0	0									
Jesse Orosco, R OBP: 0.233, SLG: 0.384 (10.1)												0	0	0	0	0	0	0									
Roger McDowell, R OBP: 0.233, SLG: 0.384 (10.1)												1	0	0	0	0	0	2									
Lenny Dykstra, L OBP: 0.361, SLG: 0.462 (10.8)												0	0	0	0	0	0	0									
Sid Fernandez, L OBP: 0.179, SLG: 0.216 (1.1)												0	0	0	0	0	0	0									
Don Schulze, R (1.1)												1	0	0	0	0	1	0									
Bill Almon, R OBP: 0.328, SLG: 0.304 (6.6)												3	0	0	0	0	1	3									
<b>Inning Stats</b>	R: 2 E: 0 K: 0 S: 4	H: 1 LOB: 0 BB: 1 P: 8	R: 0 E: 0 K: 0 S: 3	H: 0 LOB: 0 BB: 0 P: 3	R: 0 E: 0 K: 1 S: 5	H: 1 LOB: 0 BB: 0 P: 5	R: 0 E: 0 K: 1 S: 5	H: 0 LOB: 0 BB: 0 P: 5	R: 0 E: 0 K: 2 S: 7	H: 0 LOB: 0 BB: 0 P: 7	R: 0 E: 0 K: 0 S: 4	H: 1 LOB: 1 BB: 1 P: 4	R: 0 E: 0 K: 0 S: 3	H: 0 LOB: 0 BB: 0 P: 3	R: 0 E: 0 K: 1 S: 6	H: 1 LOB: 1 BB: 0 P: 10	R: 1 E: 0 K: 1 S: 5	H: 1 LOB: 0 BB: 0 P: 5	1B: 2 2B: 1 3B: 0 HR: 2	SF: 0 SAC: 0 DP: 0 HBP: 0	WP: 0 PB: 0 SB: 0 CS: 1	PA: 40					
<b>PITCHER</b>	IP WLS BF H R ER SO BB IBB HBP BLK WP HR S P ERA WHIP	<b>PITCHER</b>										IP WLS BF H R ER SO BB IBB HBP BLK WP HR S P ERA WHIP															
Don Carman, L ERA: 4.78 (1.1)	8.0	28	3	0	2	4	0	2	0	0	0	0	0	34	42	2.25	0.625										
Wally Ritchie, L ERA: 2.95 (8.1)	1.0	3	0	0	0	0	0	0	0	0	0	0	0	3	3	0.00	0.000										
Kent Tekulve, R ERA: 3.65 (10.1)	1.2	L	8	2	1	1	2	0	1	0	0	0	1	11	15	5.40	1.200										

Philadelphia Phillies @ New York Mets  
Shea Stadium, Flushing, NY  
Mon Aug 03 1987, 7:05 PM EDT  
Att: 50,297 - Unknown

AB 36  
R 3  
H 5  
RBI 3  
BB 3  
SO 6  
LOB 9









Batter	1	2	3	4	5	6	7	8	9	AB	R	H	RBI	BB	SO	LOB	TOP																					
Milt Thompson, L OBP: 0.356, SLG: 0.451	F8			K					FC6-4	5	0	3	1	0	1	0																						
Glenn Wilson, R OBP: 0.316, SLG: 0.410		4-3			G3		K		FC6-4	4	1	1	0	0	1	3																						
Von Hayes, L OBP: 0.390, SLG: 0.532										4	0	0	0	0	3	2																						
Greg Gross, L OBP: 0.404, SLG: 0.383	K			K	G3		K			0	0	0	0	0	0	0																						
Mike Schmidt, R OBP: 0.390, SLG: 0.542	F9				6-3					3	0	1	1	0	0	1																						
Rick Schu, R OBP: 0.304, SLG: 0.444							F7			1	0	0	0	0	0	0																						
Chris James, R OBP: 0.350, SLG: 0.567		6-3	FC6-4		K				K	4	0	0	0	0	2	1																						
Darren Daulton, L OBP: 0.289, SLG: 0.338		WP	FC4-6						K	1	1	0	0	3	1	0																						
Luis Aguayo, R OBP: 0.278, SLG: 0.420	K		FC4-6			FC5-4			F9	4	0	0	0	0	1	4																						
Steve Jeltz, S OBP: 0.303, SLG: 0.252		1B		3-1					1-3	3	1	1	0	1	0	0																						
Kevin Gross, R OBP: 0.182, SLG: 0.143										2	0	1	1	0	0	0																						
Jeff Calhoun, L OBP: 0.306, SLG: 0.379										0	0	0	0	0	0	0																						
Ron Roenicke, S OBP: 0.306, SLG: 0.379										0	0	0	0	0	0	2																						
Michael Jackson, R OBP: 0.186, SLG: 0.133										0	0	0	0	0	0	0																						
Kent Tekulve, R OBP: 0.341, SLG: 0.361										0	0	0	0	0	0	1																						
Jeff Stone, L OBP: 0.341, SLG: 0.361										1	0	0	0	0	1	0																						
<b>Inning Stats</b>	R: 0 E: 0 K: 1 S: 5	H: 0 LOB: 1 BB: 0 P: 6	R: 2 E: 0 K: 1 S: 7	H: 2 LOB: 2 BB: 2 P: 15	R: 0 E: 0 K: 1 S: 6	H: 1 LOB: 2 BB: 1 P: 10	R: 0 E: 0 K: 1 S: 5	H: 0 LOB: 0 BB: 0 P: 5	R: 1 E: 0 K: 1 S: 6	H: 1 LOB: 0 BB: 0 P: 6	R: 0 E: 0 K: 0 S: 4	H: 2 LOB: 2 BB: 1 P: 8	R: 0 E: 0 K: 2 S: 7	H: 0 LOB: 0 BB: 0 P: 7	R: 0 E: 0 K: 2 S: 7	H: 0 LOB: 0 BB: 0 P: 7	R: 0 E: 0 K: 1 S: 6	H: 1 LOB: 1 BB: 0 P: 6	1B: 6 2B: 1 3B: 0 HR: 0	SF: 0 SAC: 0 DP: 0 HBP: 1	WP: 1 PA: 38 CS: 0																	
<b>PITCHER</b>	IP	WLS	BF	H	R	ER	SO	BB	IBB	HBP	BLK	WP	HR	S	P	ERA	WHIP	<b>PITCHER</b>				IP	WLS	BF	H	R	ER	SO	BB	IBB	HBP	BLK	WP	HR	S	P	ERA	WHIP
John Mitchell, R ERA: 4.31	(1, 1)	6.0	W	28	6	3	3	5	4	0	1	0	1	0	33	50	4.50	1.667																				
Randy Myers, L ERA: 5.09	(7, 1)	3.0	S	10	1	0	0	5	0	0	0	0	0	0	20	20	0.00	0.333																				

Philadelphia Phillies @ New York Mets  
Shea Stadium, Flushing, NY  
Wed Aug 05 1987, 7:05 PM EDT  
Att: 28,178 - Unknown

AB 33  
R 3  
H 7  
RBI 3  
BB 4  
SO 10  
LOB 13



Batter	1	2	3	4	5	6	7	8	9	AB	R	H	RBI	BB	SO	LOB	BOTTOM																					
Lenny Dykstra, L OBP: 0.352, SLG: 0.462	K	F8		4-3	1B				6-3	4	2	1	0	0	1	0																						
Wally Backman, S OBP: 0.305, SLG: 0.282	BLK	HR		L9	FC4-6				6-3	5	1	3	2	0	0	1																						
Keith Hernandez, L OBP: 0.388, SLG: 0.441	1B	1B			1-3				2-3	3	1	1	1	1	0	1																						
Barry Lyons, R OBP: 0.260, SLG: 0.326	HR	BB		F7	FC4-6				SF7	0	0	0	1	0	0	0																						
Darryl Strawberry, L OBP: 0.402, SLG: 0.574	HR	FC4-6			2B				1B	3	2	2	3	1	0	2																						
Kevin McReynolds, R OBP: 0.334, SLG: 0.505	S	1B		5-3	1B				4-3	5	2	2	0	0	0	3																						
Gary Carter, R OBP: 0.296, SLG: 0.422	F8			HR	1B				6-3	5	3	3	4	0	0	1																						
Howard Johnson, S OBP: 0.361, SLG: 0.526	S	1B			SH5-4				4-3	4	1	2	1	1	1	0																						
Rafael Santana, R OBP: 0.310, SLG: 0.365	F4			FC6-4	1B				1-3	5	1	1	1	0	0	2																						
John Mitchell, R OBP: 0.074, SLG: 0.111					SH5-4					2	0	0	0	0	0	1																						
Dave Magadan, L OBP: 0.385, SLG: 0.448		L3		5-3	1B				F7	1	0	0	0	0	0	0																						
Randy Myers, L OBP: 0.200, SLG: 0.200					1-2					0	0	0	0	0	0	0																						
<b>Inning Stats</b>	R: 4 E: 0 K: 1 S: 9	H: 4 LOB: 1 BB: 1 P: 13	R: 0 E: 0 K: 0 S: 5	H: 2 LOB: 0 BB: 0 P: 5	R: 1 E: 0 K: 0 S: 5	H: 2 LOB: 1 BB: 0 P: 5	R: 0 E: 0 K: 0 S: 3	H: 0 LOB: 0 BB: 0 P: 3	R: 6 E: 0 K: 0 S: 7	H: 4 LOB: 2 BB: 2 P: 17	R: 1 E: 0 K: 0 S: 4	H: 1 LOB: 0 BB: 0 P: 4	R: 1 E: 0 K: 0 S: 5	H: 2 LOB: 1 BB: 0 P: 5	R: 0 E: 0 K: 1 S: 5	H: 0 LOB: 0 BB: 0 P: 5	R: 0 E: 0 K: 1 S: 5	H: 0 LOB: 0 BB: 0 P: 5	1B: 10 2B: 2 3B: 0 HR: 3	SF: 1 SAC: 1 DP: 0 HBP: 2	WP: 0 PA: 44 CS: 0																	
<b>PITCHER</b>	IP	WLS	BF	H	R	ER	SO	BB	IBB	HBP	BLK	WP	HR	S	P	ERA	WHIP	<b>PITCHER</b>				IP	WLS	BF	H	R	ER	SO	BB	IBB	HBP	BLK	WP	HR	S	P	ERA	WHIP
Kevin Gross, R ERA: 4.79	(1, 1)	4.0	L	26	11	10	10	1	1	0	1	0	1	0	1	0	9.00	3.000																				
Jeff Calhoun, L ERA: 3.86	(5, 1)	1.0		6	1	1	1	0	1	0	1	0	0	0	4	9	9.00	2.000																				
Michael Jackson, R ERA: 4.38	(6, 1)	1.1		6	2	2	2	0	0	0	0	0	0	1	6	6	13.50	1.500																				
Kent Tekulve, R ERA: 3.81	(7, 1)	0.2		3	1	0	0	0	0	0	0	0	0	0	3	3	0.00	1.500																				
Glenn Wilson, R ERA:	(8, 1)	1.0		3	0	0	0	1	0	0	0	0	0	5	5	0.00	0.000																					

Philadelphia Phillies @ New York Mets  
Shea Stadium, Flushing, NY  
Wed Aug 05 1987, 7:05 PM EDT  
Att: 28,178 - Unknown

AB 37  
R 13  
H 15  
RBI 13  
BB 3  
SO 2  
LOB 11





Batter	1	2	3	4	5	6	7	8	9	AB	R	H	RBI	BB	SO	LOB	TOP				
Vince Coleman, S OBP: 0.364, SLG: 0.326 (1, 7)	0-0 4-3		0-0 G3		4-0 1B S 1B BB	0-0 5-3		0-0 F3		4	1	0	0	1	0	0					
Ozzie Smith, S OBP: 0.392, SLG: 0.373 (1, 6)	4-0 2B BB		0-0 F8		0-0 1B S 1-3 SF7 1B	0-0 F9		0-0 L8		4	2	1	0	1	0	0					
Tom Herr, S OBP: 0.369, SLG: 0.351 (1, 4)	0-0 1-H 4-3 2B		0-0 F8		4-0 SF7 1B 1-2 BB		0-0 K		0-3 K	4	1	2	1	1	1	0					
Willie McGee, S OBP: 0.321, SLG: 0.438 (1, 8)	0-0 4-3			0-0 1B 2B	0-0 1-2 2-3 3-H 1B		0-3 K		0-0 4-3	5	1	2	2	0	1	1					
Terry Pendleton, S OBP: 0.379, SLG: 0.430 (1, 5)	4-0 BB			0-0 2B CS 1B	0-0 SF7		0-0 6-3			2	0	1	2	1	0	1					
Curt Ford, L OBP: 0.330, SLG: 0.420 José Oquendo, S OBP: 0.435, SLG: 0.375 (5, PH) (5, 9)	0-0 F8			0-0 F7	0-0 IBB		4-0 IBB			2	0	0	0	0	0	2					
Jim Lindeman, R OBP: 0.239, SLG: 0.398 (1, 3)				0-0 1-3 2B	0-3 K		0-3 K			4	0	1	0	0	2	5					
Tony Peña, R OBP: 0.318, SLG: 0.341 (1, 2)				0-3 K	4-0 IBB		0-0 F2		0-0 F8	3	0	0	0	1	1	3					
John Tudor, L OBP: 0.300, SLG: 0.300 Bill Dawley, R OBP: 0.266, SLG: 0.167 Ricky Horton, L OBP: 0.240, SLG: 0.250 Todd Worrell, R OBP: 0.200, SLG: 0.200 (1, 1) (6, 1) (7, 1) (9, 1)				0-0 F5	0-0 L8		0-0 G1-6-3			3	0	0	0	0	0	3					
<b>Inning Stats</b>	R: 2 E: 0 K: 0 S: 4	H: 1 LOB: 1 BB: 2 P: 12	R: 0 E: 0 K: 1 S: 5	H: 0 LOB: 0 BB: 0 P: 5	R: 0 E: 0 K: 0 S: 3	H: 0 LOB: 0 BB: 0 P: 3	R: 1 E: 0 K: 0 S: 5	H: 3 LOB: 2 BB: 1 P: 9	R: 2 E: 0 K: 1 S: 7	H: 2 LOB: 3 BB: 3 P: 19	R: 0 E: 0 K: 2 S: 8	H: 1 LOB: 2 BB: 1 P: 12	R: 0 E: 0 K: 0 S: 3	H: 0 LOB: 0 BB: 0 P: 3	R: 0 E: 0 K: 1 S: 5	H: 0 LOB: 0 BB: 0 P: 5	1B: 4 2B: 3 3B: 0 HR: 0	SF: 1 SAC: 0 DP: 0 HBP: 0	WP: 0 PB: 0 SB: 3 CS: 1	PA: 40	
<b>PITCHER</b>	IP WLS BF H R ER SO BB IBB HBP BLK WP HR S P ERA WHIP	IP WLS BF H R ER SO BB IBB HBP BLK WP HR S P ERA WHIP																			
Tom Hume, R ERA: 5.88 Wally Ritchie, L ERA: 3.18 Kent Tekulve, R ERA: 3.56 Jeff Calhoun, L ERA: 3.18 (1, 1) (5, 1) (7, 1) (8, 1)	4.0 L 21 5 5 5 1 4 1 0 0 0 0 18 38 11.25 2.250	2.0 8 1 0 0 1 0 1 0 0 0 0 9 13 0.00 0.500	1.0 5 1 0 0 2 0 1 0 0 0 0 8 12 0.00 1.000	2.0 6 0 0 0 1 0 0 0 0 0 0 8 8 0.00 0.000																	

Batter	1	2	3	4	5	6	7	8	9	AB	R	H	RBI	BB	SO	LOB	BOTTOM				
Juan Samuel, R OBP: 0.336, SLG: 0.496 (1, 4)	0-3 K			0-0 2B		0-0 2B 2B		0-0 F3		4	1	2	0	0	1	0					
Rick Schu, R OBP: 0.295, SLG: 0.430 (1, 3)	0-0 F9			0-0 L9		0-0 P3		0-0 F4		4	0	0	0	0	0	2					
Von Hayes, L OBP: 0.433, SLG: 0.532 (1, 8)	0-0 1-3			0-0 F2		0-0 2B		0-0 L6		4	0	1	1	0	0	1					
Mike Schmidt, R OBP: 0.386, SLG: 0.535 (1, 5)				0-3 K		0-0 F4			0-0 5-3	4	0	0	0	0	2	2					
Lance Parrish, R OBP: 0.294, SLG: 0.365 (1, 2)				0-0 5-3		0-3 K		0-0 1B 2B		3	0	1	0	1	1	0					
Glenn Wilson, R OBP: 0.315, SLG: 0.408 (1, 9)				0-0 L7		0-0 6-3		0-0 2B BB		4	0	1	0	0	1	1					
Chris James, R OBP: 0.348, SLG: 0.575 (1, 7)				0-0 F7		0-0 HR		0-0 F3		4	1	1	1	0	0	2					
Steve Jeltz, S OBP: 0.304, SLG: 0.248 (1, 6)				0-0 5-3		0-0 6-3		4-0 1-2 BB		2	0	0	0	1	0	0					
Tom Hume, R ERA: 5.88 Wally Ritchie, L ERA: 3.18 Ron Hoopes, S OBP: 0.306, SLG: 0.313 Kent Tekulve, R ERA: 3.49 Jeff Stone, L OBP: 0.301, SLG: 0.363 Luis Aguayo, R OBP: 0.277, SLG: 0.417 Jeff Calhoun, L ERA: 3.32 (1, 1) (5, 1) (6, PH) (7, 1) (7, PH) (8, 1) (8, 1)	1.0 W 5 2 0 0 0 1 0 0 0 0 4 8 0.00 3.000	1.2 6 0 0 0 0 1 0 0 0 0 0 5 9 0.00 0.600	0.2 S 2 0 0 0 1 0 0 0 0 0 4 4 0.00 0.000																		
<b>Inning Stats</b>	R: 0 E: 0 K: 1 S: 5	H: 0 LOB: 0 BB: 0 P: 5	R: 0 E: 0 K: 1 S: 5	H: 0 LOB: 0 BB: 0 P: 5	R: 0 E: 0 K: 0 S: 3	H: 0 LOB: 0 BB: 0 P: 3	R: 0 E: 0 K: 1 S: 6	H: 1 LOB: 1 BB: 0 P: 6	R: 1 E: 0 K: 0 S: 5	H: 1 LOB: 1 BB: 0 P: 5	R: 0 E: 0 K: 0 S: 4	H: 2 LOB: 2 BB: 1 P: 8	R: 0 E: 0 K: 0 S: 3	H: 0 LOB: 0 BB: 0 P: 3	R: 0 E: 0 K: 1 S: 5	H: 0 LOB: 1 BB: 1 P: 9	1B: 1 2B: 4 3B: 0 HR: 1	SF: 0 SAC: 0 DP: 0 HBP: 0	WP: 0 PB: 0 SB: 0 CS: 0	PA: 34	
<b>PITCHER</b>	IP WLS BF H R ER SO BB IBB HBP BLK WP HR S P ERA WHIP	IP WLS BF H R ER SO BB IBB HBP BLK WP HR S P ERA WHIP																			
John Tudor, L ERA: 5.88 Bill Dawley, R ERA: 3.64 Ricky Horton, L ERA: 3.49 Todd Worrell, R ERA: 3.32 (1, 1) (6, 1) (7, 1) (9, 1)	5.2 W 21 4 2 2 4 0 0 0 0 0 1 29 29 3.18 0.706	1.0 5 2 0 0 0 1 0 0 0 0 0 4 8 0.00 3.000	1.2 6 0 0 0 0 1 0 0 0 0 0 5 9 0.00 0.600	0.2 S 2 0 0 0 1 0 0 0 0 0 4 4 0.00 0.000																	

St. Louis Cardinals @ Philadelphia Phillies  
Veterans Stadium, Philadelphia, PA  
Thu Aug 06 1987, 7:05 PM EDT  
Att: 31,635 - Unknown

St. Louis Cardinals @ Philadelphia Phillies  
Veterans Stadium, Philadelphia, PA  
Thu Aug 06 1987, 7:05 PM EDT  
Att: 31,635 - Unknown

AB 32  
R 5  
H 7  
RBI 5  
BB 7  
SO 5  
LOB 15

AB 32  
R 2  
H 6  
RBI 2  
BB 2  
SO 5  
LOB 10



livebaseballscores.com

livebaseballscores.com




Batter	1	2	3	4	5	6	7	8	9	AB	R	H	RBI	BB	SO	LOB	TOP											
Vince Coleman, S OBP: 0.365, SLG: 0.329	(1, 7) X 0-0 S	X 0-0 G1-4-3			X 0-0 1B	X 0-0 SF9		X 0-0 G4-6-3		3	0	2	1	0	0	1	<b>St. Louis Cardinals @ Philadelphia Phillies</b> <b>Veterans Stadium, Philadelphia, PA</b> Fri Aug 07 1987, 7:05 PM EDT Att: 31,247 - Unknown											
Bill Dawley, R OBP: 0.286, SLG: 0.167	(6, 1) X 0-0 S				X 0-0 1B	X 0-0 3H		X 0-0 1-2		0	0	0	0	0	0	0												
John Tudor, L OBP: 0.273, SLG: 0.273	(8, PH) X 0-0 S				X 0-0 1B	X 0-0 1-3		X 0-0 HR		1	0	0	0	0	0	2												
Ricky Horton, L OBP: 0.240, SLG: 0.250	(8, 9) X 0-0 1B				X 0-0 1B	X 0-0 2B		X 0-0 F8		0	0	0	0	0	0	0												
Ozzie Smith, S OBP: 0.391, SLG: 0.372	(1, 6) X 0-0 F9		X 0-0 L6-4 BB		X 0-0 F8	X 0-0 1-3		X 0-0 HR		3	0	1	0	0	0	2												
John Morris, L OBP: 0.341, SLG: 0.506	(5, 9) X 0-0 1-2		X 0-0 1B		X 0-0 F8	X 0-0 4-3		X 0-0 F8		2	1	2	1	0	0	0												
Tom Herr, S OBP: 0.369, SLG: 0.350	(1, 4) X 0-0 5-3		X 0-0 F8		X 0-0 1-2	X 0-0 1B		X 0-0 F8		3	0	1	0	0	0	2												
Rod Booker, L OBP: 0.405, SLG: 0.405	(5, PR) X 0-0 5-3		X 0-0 F8		X 0-0 1-2	X 0-0 1B		X 0-0 F8		2	0	0	0	0	0	2												
Jack Clark, R OBP: 0.467, SLG: 0.627	(1, 3) X 4-0 BB		X 4-0 BB		X 0-3 K	X 0-0 5-3		X 0-3 K		0	0	0	0	2	0	0												
José Quiendo, S OBP: 0.429, SLG: 0.369	(5, 6) X 0-0 2-3		X 0-0 BB		X 0-0 K	X 0-0 5-3		X 0-0 K		3	0	0	0	0	2	2												
Willie McGee, S OBP: 0.320, SLG: 0.435	(1, 8) X 0-0 K		X 0-0 L6-4		X 0-0 FC6-4	X 0-0 F9		X 0-0 F6		5	0	1	0	0	1	4												
Terry Pendleton, S OBP: 0.379, SLG: 0.432	(1, 5) X 0-0 1B	X 0-0 4-3		X 0-0 F9	X 0-0 FC6-4	X 0-0 F7		X 0-0 F7		2	1	1	0	0	0	0												
Tom Lawless, R OBP: 0.319, SLG: 0.342	(5, 5) X 0-0 4-3	X 0-0 2B		X 0-0 F9	X 0-0 1B	X 0-0 1B		X 0-0 1B		2	1	0	0	0	0	1												
Jim Lindeman, R OBP: 0.247, SLG: 0.409	(1, 9) X 0-0 F7		X 0-0 G3		X 0-0 1B	X 0-0 1B		X 0-0 1B		4	1	2	0	0	0	1												
Tony Peña, R OBP: 0.319, SLG: 0.342	(1, 2) X 0-0 4-3	X 0-0 1B		X 0-0 4-3	X 0-0 1B	X 0-0 SF9		X 0-0 1B		2	0	1	0	0	0	0												
Joe Magrane, R OBP: 0.167, SLG: 0.176	(1, 1) X 0-0 4-3	X 0-0 2		X 0-0 F8	X 0-0 2B	X 0-0 1B		X 0-3 K		1	0	0	1	0	0	1												
Lee Turnell, R OBP: 0.226, SLG: 0.236	(2, 1) X 0-0 4-3	X 0-0 2		X 0-0 F8	X 0-0 2B	X 0-0 1B		X 0-3 K		0	0	0	0	0	0	0												
Pat Perry, L OBP: 0.167, SLG: 0.167	(4, 1) X 0-0 4-3	X 0-0 2		X 0-0 F8	X 0-0 2B	X 0-0 1B		X 0-3 K		0	0	0	0	0	0	0												
Steve Lahaie, R OBP: 0.379, SLG: 0.379	(4, 2) X 0-0 2-3	X 0-0 2		X 0-0 F8	X 0-0 2B	X 0-0 1B		X 0-3 K		3	0	1	2	0	1	2												
Curt Ford, L OBP: 0.336, SLG: 0.425	(5, PH) X 0-0 2-3	X 0-0 2		X 0-0 F8	X 0-0 2B	X 0-0 1B		X 0-3 K		2	1	2	0	0	0	0												
Inning Stats	R: 0 E: 0 K: 1 S: 6	H: 1 LOB: 2 BB: 1 P: 10	R: 1 E: 0 K: 0 S: 5	H: 2 LOB: 1 BB: 0 P: 5	R: 0 E: 0 K: 0 S: 3	H: 1 LOB: 1 BB: 1 P: 7	R: 0 E: 0 K: 0 S: 3	H: 0 LOB: 0 BB: 0 P: 3	R: 0 E: 0 K: 1 S: 7	H: 2 LOB: 2 BB: 0 P: 7	R: 0 E: 0 K: 0 S: 8	H: 5 LOB: 2 BB: 0 P: 8	R: 0 E: 0 K: 0 S: 3	H: 0 LOB: 0 BB: 0 P: 3	R: 0 E: 0 K: 1 S: 6	H: 2 LOB: 1 BB: 0 P: 6	R: 1 E: 0 K: 1 S: 6	H: 1 LOB: 0 BB: 0 P: 6	1B: 10 2B: 4 3B: 0 HR: 1	SF: 1 SAC: 0 DP: 2 HBP: 0	WP: 0 PB: 0 SB: 2 CS: 0	PA: 41						
PITCHER	IP	WLS	BF	H	R	ER	SO	BB	IBB	HBP	BLK	WP	HR	S	P	ERA	WHIP											
Shane Rawley, L ERA: 3.79	(1, 1)	7.0	W	33	11	4	4	2	2	0	0	0	0	0	35	43	5.14	1.857										
Kent Tekulve, R ERA: 3.5	(8, 1)	1.0		4	2	0	0	1	0	0	0	0	0	6	6	0.00	2.000											
Steve Bedrosian, R ERA: 2.76	(9, 1)	1.0		4	1	1	1	1	0	0	0	0	0	1	6	6	9.00	1.000										

Batter	1	2	3	4	5	6	7	8	9	AB	R	H	RBI	BB	SO	LOB	BOTTOM											
Juan Samuel, R OBP: 0.338, SLG: 0.495	(1, 4) H 1-0 1B	X 0-0 BB	X 0-3 K	X 0-3 K			X 0-0 6-3	X 1-0 HBP		3	2	1	0	0	2	2	<b>St. Louis Cardinals @ Philadelphia Phillies</b> <b>Veterans Stadium, Philadelphia, PA</b> Fri Aug 07 1987, 7:05 PM EDT Att: 31,247 - Unknown											
Luis Aguayo, R OBP: 0.279, SLG: 0.415	(8, 4) X 0-0 SF8	X 2-3 BB	X 0-0 K	X 0-0 K			X 0-0 6-3	X 1-2 HBP		1	0	0	0	0	0	0												
Rick Schu, R OBP: 0.303, SLG: 0.429	(1, 3) X 0-0 FC6-4	X 4-0 BB	X 0-0 K	X 0-0 1B	X 0-0 F9		X 0-0 F8	X 0-0 F3		5	3	2	0	1	0	3												
Von Hayes, L OBP: 0.437, SLG: 0.533	(1, 8) X 4-0 1B	X 4-0 BB	X 0-0 K	X 0-0 1B	X 0-0 1B		X 0-0 F8	X 0-0 F3		3	1	2	1	2	0	0												
Greg Gross, L OBP: 0.404, SLG: 0.383	(9, 3) X 0-0 FC6-4	X 1-2 BB	X 0-0 SF9	X 0-0 1B	X 0-0 4-3		X 0-0 FC6-4	X 0-0 1B		0	0	0	0	0	0	0												
Mike Schmidt, R OBP: 0.390, SLG: 0.537	(1, 5) X 0-0 SF8	X 0-0 FC6-4	X 0-0 K	X 0-0 1B	X 0-0 1B		X 0-0 FC6-4	X 0-0 1B		1	1	1	3	2	0	0												
Milt Thompson, L OBP: 0.355, SLG: 0.450	(5, PR) X 0-0 SF8	X 1-2 BB	X 0-0 K	X 0-0 1B	X 0-0 1B		X 0-0 FC6-4	X 0-0 2B		1	1	0	0	0	0	1												
Glenn Wilson, R OBP: 0.316, SLG: 0.412	(1, 9) X 0-0 FC6-4	X 0-0 SF9	X 0-0 K	X 0-0 1B	X 0-0 1B		X 0-0 K	X 0-0 1B		4	3	2	3	0	1	3												
Chris James, R OBP: 0.354, SLG: 0.594	(1, 7) X 0-0 HR	X 0-0 FC6-4	X 0-0 K	X 0-0 1B	X 0-0 2B		X 0-0 F9	X 0-0 1B		5	3	3	5	0	0	2												
Lance Parrish, R OBP: 0.366, SLG: 0.366	(1, 2) X 0-0 4-3	X 0-0 K	X 0-3 K	X 0-0 1B	X 0-0 1B		X 0-0 6-3	X 0-0 1B		5	0	2	2	0	1	0												
Darren Daulton, L OBP: 0.289, SLG: 0.338	(9, 2) X 0-0 4-3	X 0-0 K	X 0-0 K	X 0-0 1B	X 0-0 1B		X 0-0 6-3	X 0-0 1B		0	0	0	0	0	0	0												
Steve Jeltz, S OBP: 0.306, SLG: 0.253	(1, 6) X 0-0 HR	X 0-0 FC6-4	X 0-0 K	X 0-0 1B	X 0-0 5-3		X 0-3 K	X 0-0 K		5	1	2	1	0	1	2												
Shane Rawley, R OBP: 0.200, SLG: 0.237	(1, 1) X 0-0 SH3-4	X 0-0 1B	X 0-0 K	X 0-0 1B	X 0-0 5-3		X 0-3 K	X 0-0 1B		2	0	0	0	0	0	2												
Jeff Stone, L OBP: 0.337, SLG: 0.357	(7, PH) X 0-0 SH3-4	X 0-0 1B	X 0-0 K	X 0-0 1B	X 0-0 5-3		X 0-3 K	X 0-0 1B		1	0	0	0	0	1	0												
Kent Tekulve, R OBP: 0.316, SLG: 0.313	(8, PH) X 0-0 1-2	X 0-0 K	X 0-0 K	X 0-0 1B	X 0-0 5-3		X 0-3 K	X 0-0 1B		0	0	0	0	0	0	0												
Ron Roenicke, S OBP: 0.316, SLG: 0.313	(9, 1) X 0-0 1-2	X 0-0 K	X 0-0 K	X 0-0 1B	X 0-0 5-3		X 0-3 K	X 0-0 1B		0	0	0	0	1	0	0												
Steve Bedrosian, R ERA: 2.70	(9, 1)	1.0	9	4	3	3	0	1	0	1	0	1	0	0	7	12	27.00	5.000										
Inning Stats	R: 4 E: 0 K: 0 S: 5	H: 2 LOB: 0 BB: 1 P: 10	R: 3 E: 0 K: 0 S: 5	H: 2 LOB: 3 BB: 3 P: 17	R: 0 E: 0 K: 2 S: 8	H: 1 LOB: 0 BB: 0 P: 8	R: 5 E: 0 K: 1 S: 11	H: 6 LOB: 1 BB: 0 P: 11	R: 0 E: 0 K: 1 S: 5	H: 0 LOB: 0 BB: 1 P: 5	R: 0 E: 0 K: 1 S: 5	H: 0 LOB: 0 BB: 0 P: 5	R: 0 E: 0 K: 1 S: 7	H: 4 LOB: 3 BB: 1 P: 12	R: 3 E: 0 K: 0 S: 7	H: 4 LOB: 3 BB: 1 P: 12	1B: 12 2B: 2 3B: 0 HR: 1	SF: 2 SAC: 1 DP: 0 HBP: 2	WP: 0 PB: 0 SB: 1 CS: 0	PA: 47								
PITCHER	IP	WLS	BF	H	R	ER	SO	BB	IBB	HBP	BLK	WP	HR	S	P	ERA	WHIP											
Joe Magrane, L ERA: 3.72	(1, 1)	1.1	L	12	4	7	7	0	3	0	0	0	0	15	19	27.00	4.200											
Lee Turnell, R ERA: 5.53	(2, 1)	1.2		12	6	5	5	2	1	0	0	0	0	11	15	0.00	1.000											
Pat Perry, L ERA: 4.19	(4, 1)	2.0		8	1	0	0	2	1	0	0	0	0	10	10	0.00	0.000											
Bill Dawley, R ERA: 3.75	(6, 1)	2.0		6	0	0	0	2	0	0	0	0	0	10	10	0.00	0.000											

AB	38
R	5
H	14
RBI	5
BB	2
SO	4
LOB	20

AB	36
R	15
H	15
RBI	15
BB	6
SO	6
LOB	15





Batter	1	2	3	4	5	6	7	8	9	AB	R	H	RBI	BB	SO	LOB	TOP					
Vince Coleman, S (1.7) OBP: 0.365, SLG: 0.329	F4	PO			2B	5-3		K	K	5	1	1	0	1	2	1						
Ozzie Smith, S (1.6) OBP: 0.392, SLG: 0.373	F7	PO	E7		1-3			1-3		5	2	2	0	0	0	1						
Tom Herr, S (1.4) OBP: 0.374, SLG: 0.372			F9		1-3					5	2	4	3	0	0	1						
Jack Clark, R (1.3) OBP: 0.466, SLG: 0.622	K		F3		1-3					3	0	0	0	2	1	3						
Willie McGee, S (1.8) OBP: 0.321, SLG: 0.434		K						K	F9	5	0	2	2	0	2	3						
Terry Pendleton, S (1.5) OBP: 0.384, SLG: 0.437		HR	F9		FC6-4				SH1-3	3	2	2	0	2	0	1						
Jim Lindeman, R (1.9) OBP: 0.247, SLG: 0.400		HR			6-3				SH1-3	3	1	0	0	1	0	4	AB 38					
John Morris, L (9.9) OBP: 0.341, SLG: 0.506		HR			FC6-4					0	0	0	0	0	0	0	R 9					
Tony Peña, R (1.2) OBP: 0.325, SLG: 0.357		HR			4-3					4	1	2	4	1	0	0	H 13					
Danny Cox, R (1.1) OBP: 0.156, SLG: 0.182			F3		F9					2	0	0	0	0	0	0	RBI 9					
Ricky Horton, L (5.1) OBP: 0.222, SLG: 0.231			F3		F9					2	0	0	0	0	1	3	BB 7					
Todd Worrell, R (7.1) OBP: 0.167, SLG: 0.167			F3		F9					1	0	0	0	0	1	1	SO 7					
Ken Dayley, L (9.1) OBP: 0.167, SLG: 0.167			F3		F9					0	0	0	0	0	0	0	LOB 18					
<b>Inning Stats</b>	R: 0 E: 0 K: 1 S: 6	H: 1 LOB: 1 BB: 0 P: 6	R: 3 E: 0 K: 1 S: 6	H: 2 LOB: 0 BB: 2 P: 14	R: 1 E: 1 K: 0 S: 5	H: 2 LOB: 1 BB: 0 P: 5	R: 0 E: 0 K: 0 S: 3	H: 0 LOB: 0 BB: 0 P: 3	R: 2 E: 0 K: 0 S: 6	H: 3 LOB: 2 BB: 1 P: 10	R: 0 E: 0 K: 0 S: 3	H: 0 LOB: 0 BB: 0 P: 3	R: 2 E: 0 K: 2 S: 10	H: 3 LOB: 3 BB: 2 P: 18	R: 0 E: 0 K: 1 S: 6	H: 1 LOB: 2 BB: 1 P: 10	R: 1 E: 0 K: 2 S: 8	H: 1 LOB: 1 BB: 1 P: 12	1B: 7 2B: 4 3B: 0 HR: 2	SF: 0 SAC: 1 DP: 0 HBP: 0	WP: 0 PB: 0 SB: 3 CS: 0	PA: 47
<b>PITCHER</b>	IP WLS BF H R ER SO BB IBB HBP BLK WP HR S P ERA WHIP																					
Don Carman, L (1.1) ERA: 4.96	4.1 L 21 7 6 5 2 2 0 0 0 0 0 1 23 31 10.38 2.077																					
Tom Hume, R (5.1) ERA: 5.53	0.2 4 1 0 0 0 1 0 0 0 0 0 0 3 7 0.00 3.000																					
Jeff Calhoun, L (6.1) ERA: 2.92	1.0 3 0 0 0 0 0 0 0 0 0 0 0 3 3 0.00 0.000																					
Wally Ritchie, L (7.1) ERA: 3.46	2.0 13 4 2 2 3 1 2 0 0 0 1 16 28 9.00 2.500																					
Kent Tekulve, R (9.1) ERA: 3.59	1.0 5 1 1 1 2 1 0 0 0 0 0 0 8 12 9.00 2.000																					

St. Louis Cardinals @ Philadelphia Phillies  
Veterans Stadium, Philadelphia, PA  
Sat Aug 08 1987, 7:05 PM EDT  
Att: 46,732 - Unknown



Batter	1	2	3	4	5	6	7	8	9	AB	R	H	RBI	BB	SO	LOB	BOTTOM					
Juan Samuel, R (1.4) OBP: 0.336, SLG: 0.492	F4		G5-4-3		FC6-4	5-3			6-3	5	0	1	0	0	0	3						
Milt Thompson, L (1.8) OBP: 0.359, SLG: 0.453					FC6-4					2	0	2	1	0	0	0						
Rick Schu, R (5. PH) OBP: 0.306, SLG: 0.452					FC6-4					2	2	1	1	0	0	2						
Greg Gross, L (9. PH) OBP: 0.409, SLG: 0.389					1B					1	0	1	0	0	0	0						
Von Hayes, L (1.3) OBP: 0.439, SLG: 0.531					1B					3	1	1	1	2	0	1						
Mike Schmidt, R (1.5) OBP: 0.390, SLG: 0.536					1B					4	0	1	1	1	0	4						
Glenn Wilson, R (1.9) OBP: 0.313, SLG: 0.406					2B					5	0	0	1	0	0	3						
Chris James, R (1.7) OBP: 0.348, SLG: 0.583					2B					4	0	0	0	0	0	1						
Lance Parrish, R (1.2) OBP: 0.298, SLG: 0.366					2B					3	0	1	0	1	0	0						
Steve Jeltz, S (1.6) OBP: 0.311, SLG: 0.259					2B					4	1	2	0	0	0	2						
Don Carman, L (1.1) ERA: 4.96					2B					0	0	0	0	0	0	0						
Tom Hume, R (5.1) ERA: 5.53					2B					0	0	0	0	0	0	0						
Jeff Calhoun, L (6.1) ERA: 2.92					2B					1	1	1	0	0	0	0						
Luis Aguayo, R (5. PH) OBP: 0.270, SLG: 0.412					2B					0	0	0	0	0	0	0						
Wally Ritchie, L (7.1) ERA: 3.46					2B					1	0	0	0	0	0	1						
Ron Roenicke, S (5. PH) OBP: 0.320, SLG: 0.306					2B					0	0	0	0	0	0	0						
Kent Tekulve, R (9.1) ERA: 3.59					2B					1	0	0	0	0	1	0						
<b>Inning Stats</b>	R: 0 E: 0 K: 0 S: 3	H: 1 LOB: 1 BB: 1 P: 7	R: 0 E: 0 K: 0 S: 3	H: 0 LOB: 0 BB: 0 P: 3	R: 1 E: 0 K: 0 S: 5	H: 2 LOB: 2 BB: 1 P: 9	R: 0 E: 0 K: 0 S: 3	H: 0 LOB: 1 BB: 1 P: 7	R: 3 E: 0 K: 0 S: 7	H: 4 LOB: 1 BB: 0 P: 7	R: 0 E: 0 K: 0 S: 4	H: 1 LOB: 1 BB: 0 P: 4	R: 1 E: 0 K: 0 S: 4	H: 1 LOB: 0 BB: 0 P: 4	R: 0 E: 0 K: 0 S: 4	H: 1 LOB: 1 BB: 0 P: 4	R: 0 E: 0 K: 0 S: 4	H: 1 LOB: 2 BB: 1 P: 8	1B: 9 2B: 1 3B: 0 HR: 1	SF: 0 SAC: 1 DP: 2 HBP: 0	WP: 0 PB: 0 SB: 1 CS: 0	PA: 41
<b>PITCHER</b>	IP WLS BF H R ER SO BB IBB HBP BLK WP HR S P ERA WHIP																					
Danny Cox, R (1.1) ERA: 3.75	4.0 19 5 3 3 0 3 0 0 0 0 0 1 11 11 6.75 2.000																					
Ricky Horton, L (5.1) ERA: 3.59	2.1 11 4 2 2 0 0 0 0 0 0 0 1 11 11 7.71 1.714																					
Todd Worrell, R (7.1) ERA: 3.21	2.0 W 7 1 0 0 0 0 0 0 0 0 0 0 7 7 0.00 0.500																					
Ken Dayley, L (9.1) ERA: 1.8	0.2 4 1 0 0 0 0 0 0 0 0 0 0 3 7 0.00 3.000																					

St. Louis Cardinals @ Philadelphia Phillies  
Veterans Stadium, Philadelphia, PA  
Sat Aug 08 1987, 7:05 PM EDT  
Att: 46,732 - Unknown





Batter	1	2	3	4	5	6	7	8	9	10	11	12	13	14	AB	R	H	RBI	BB	SO	LOB								
Vince Coleman, S OBP: 0.368, SLG: 0.336 (1, 7)	4-3		F9			BB 3B	1B		1B			G5-4-3 BB		F7	6	1	3	0	1	0	1								
Ozzie Smith, S OBP: 0.392, SLG: 0.370 (1, 6)	5-3		L4-3 BB			FC5 BB E	F9		1B			G5-4-3		BB BB IBB	5	1	1	1	2	0	3								
Tom Herr, S OBP: 0.275, SLG: 0.369 Bill Dawley, S OBP: 0.336, SLG: 0.367 Pat Perry, L OBP: 0.167, SLG: 0.167 Rod Gross, L OBP: 0.409, SLG: 0.389 Ken Dayley, L OBP: 1.72, SLG: 0.288 Tom Lawless, R (0, 6)	K		L4-3			E BB FC4-6 BB	F9		F8			F8		BB BB	3	1	0	0	1	1	2								
Jack Clark, R OBP: 0.467, SLG: 0.626 (1, 3)				CI		FC4-6 E SF7 BB		K						4-3	4	2	1	3	2	2	0								
Willie McGee, S OBP: 0.316, SLG: 0.432 (1, 8)		HR		FC5-4		E6		F8		6-3				6-3	7	0	1	1	0	0	6								
Terry Pendleton, S OBP: 0.380, SLG: 0.431 Todd Worrell, R OBP: 0.167, SLG: 0.167 Bob Forsch, R OBP: 0.376, SLG: 0.605 Ricky Horton, L OBP: 0.222, SLG: 0.231 (1, 5)		G3		G5-4-3		FC4-6		F8		F6					5	0	0	1	0	0	4								
Jim Lindeman, R OBP: 0.242, SLG: 0.394 John Morris, L OBP: 0.341, SLG: 0.500 (9, PH)					5-3	SF7								F8	2	0	0	1	0	1	1								
Steve Lake, R OBP: 0.358, SLG: 0.367 Curt Ford, L OBP: 0.335, SLG: 0.423 Tony Peña, R OBP: 0.356, SLG: 0.363 (1, 2)					F9	F9			K					F9	2	0	0	0	1	0	1								
Greg Mathevs, R OBP: 0.220, SLG: 0.208 José Quiendo, S OBP: 0.428, SLG: 0.368 (7, PH)														SH1-3 BB	2	1	1	0	0	0	0								
					G3				1B 1B					SH1-3	3	1	1	0	0	0	0								
<b>Inning Stats</b>	R: 0 E: 0 K: 1 S: 5	H: 0 LOB: 0 BB: 0 P: 5	R: 1 E: 0 K: 1 S: 7	H: 2 LOB: 1 BB: 1 P: 11	R: 0 E: 0 K: 0 S: 3	H: 0 LOB: 0 BB: 0 P: 3	R: 0 E: 0 K: 0 S: 3	H: 0 LOB: 0 BB: 0 P: 3	R: 4 E: 1 K: 0 S: 6	H: 1 LOB: 1 BB: 2 P: 14	R: 0 E: 0 K: 1 S: 8	H: 4 LOB: 2 BB: 0 P: 8	R: 0 E: 0 K: 1 S: 3	H: 0 LOB: 0 BB: 0 P: 3	R: 0 E: 0 K: 0 S: 2	H: 0 LOB: 1 BB: 1 P: 7	R: 1 E: 0 K: 0 S: 4	H: 1 LOB: 3 BB: 3 P: 16	1B: 5 2B: 3 3B: 1 HR: 1	SF: 1 SAC: 1 DP: 3 HBP: 0	WP: 0 PB: 0 SB: 2 CS: 1	PA: 59							
<b>PITCHER</b>	IP ERA: 4.09	WLS BF 30	H ER 4 5	SO 2	BB 3	IBB 0	HBP 0	BLK 0	WP 0	HR 1	S 30	P 46	ERA 5.14	WHIP 1.000	<b>PITCHER</b>	IP ERA: 3.43	WLS BF 1	H ER 0 0	SO 0	BB 0	IBB 0	HBP 0	BLK 0	WP 0	HR 0	S 1	P 1	ERA 0.00	WHIP 0.000

St. Louis Cardinals @ Philadelphia Phillies  
Veterans Stadium, Philadelphia, PA  
Sun Aug 09 1987, 3:33 AM EDT  
Att. 37,158 - Unknown


AB 47  
R 7  
H 9  
RBI 7  
BB 9  
SO 5  
LOB 24



Batter	1	2	3	4	5	6	7	8	9	10	11	12	13	14	AB	R	H	RBI	BB	SO	LOB								
Juan Samuel, R OBP: 0.341, SLG: 0.505 (1, 4)	K														5	1	3	1	2	1	0								
Von Hayes, L OBP: 0.436, SLG: 0.533 (1, 8)	F8		F9											FC3-6 1B	6	1	1	1	1	0	2								
Chris James, R OBP: 0.275, SLG: 0.369 Bill Dawley, S OBP: 0.336, SLG: 0.367 Pat Perry, L OBP: 0.167, SLG: 0.167 Rod Gross, L OBP: 0.409, SLG: 0.389 Ken Dayley, L OBP: 1.72, SLG: 0.288 Tom Lawless, R (0, 6)															4	0	0	0	0	0	0								
Mike Schmidt, R OBP: 0.393, SLG: 0.533 (1, 5)															4	1	1	0	3	0	2								
Lance Parrish, R OBP: 0.298, SLG: 0.371 (1, 2)															6	2	1	1	1	2	6								
Glenn Wilson, R OBP: 0.314, SLG: 0.405 (1, 9)															6	2	2	1	1	0	1								
Rick Schu, R OBP: 0.313, SLG: 0.478 Milt Thompson, L OBP: 0.358, SLG: 0.451 (8, PH)															3	1	2	3	0	0	1								
Steve Jeltz, S OBP: 0.310, SLG: 0.267 (1, 6)															4	0	1	0	0	2	1								
Bruce Ruffin, S OBP: 0.295, SLG: 0.078 Greg Gross, L OBP: 0.409, SLG: 0.389 Ron Roenicke, S OBP: 0.295, SLG: 0.288 (10, 7)															6	0	1	1	1	2	3								
															3	0	0	0	0	0	2								
<b>Inning Stats</b>	R: 0 E: 0 K: 1 S: 6	H: 1 LOB: 1 BB: 0 P: 6	R: 0 E: 0 K: 0 S: 4	H: 1 LOB: 2 BB: 1 P: 8	R: 1 E: 0 K: 0 S: 5	H: 2 LOB: 1 BB: 0 P: 5	R: 0 E: 0 K: 0 S: 7	H: 2 LOB: 1 BB: 1 P: 15	R: 0 E: 0 K: 0 S: 3	H: 0 LOB: 0 BB: 0 P: 3	R: 0 E: 0 K: 1 S: 5	H: 0 LOB: 1 BB: 1 P: 9	R: 0 E: 0 K: 2 S: 8	H: 1 LOB: 3 BB: 2 P: 16	R: 0 E: 0 K: 1 S: 6	H: 1 LOB: 1 BB: 0 P: 6	R: 2 E: 0 K: 1 S: 7	H: 3 LOB: 1 BB: 0 P: 7	1B: 6 2B: 1 3B: 3 HR: 4	SF: 0 SAC: 0 DP: 1 HBP: 0	WP: 1 PB: 0 SB: 1 CS: 1	PA: 62							
<b>PITCHER</b>	IP ERA: 4.31	WLS BF 27	H ER 6 5	SO 2	BB 4	IBB 0	HBP 0	BLK 0	WP 1	HR 2	S 27	P 43	ERA 7.50	WHIP 1.667	<b>PITCHER</b>	IP ERA: 3.71	WLS BF 9	H ER 4 2	SO 2	BB 0	IBB 0	HBP 0	BLK 0	WP 0	HR 1	S 13	P 13	ERA 10.80	WHIP 2.400

St. Louis Cardinals @ Philadelphia Phillies  
Veterans Stadium, Philadelphia, PA  
Sun Aug 09 1987, 3:33 AM EDT  
Att. 37,158 - Unknown

AB 53  
R 8  
H 14  
RBI 8  
BB 9  
SO 11  
LOB 22





Batter	1	2	3	4	5	6	7	8	9	AB	R	H	RBI	BB	SO	LOB	TOP				
<b>Dave Martinez, L</b> (1, 8) OBP: 0.384, SLG: 0.408	F8	1-3			E 1B		23 1B 1B		K	5	0	2	0	0	1	1					
<b>23 Ryne Sandberg, R</b> (1, 4) OBP: 0.392, SLG: 0.487	F9			6-3 1B	F3		1-2 1B		F9	5	0	2	0	0	0	1					
<b>Rafael Palmeiro, L</b> (1, 3) OBP: 0.306, SLG: 0.500			F8		E4 1-2		P6			4	0	1	0	0	0	4					
<b>Andre Dawson, R</b> (1, 9) OBP: 0.322, SLG: 0.566	6-3		6-3		K		P6			4	0	0	0	0	1	6					
<b>Jerry Mumphrey, S</b> (1, 7) OBP: 0.392, SLG: 0.513					G3		L4			3	1	1	1	1	0	4					
<b>Keith Moreland, R</b> (1, 5) OBP: 0.304, SLG: 0.451									6-3	4	0	1	0	0	1	2					
<b>Luis Quiñones, S</b> (1, 6) OBP: 0.277, SLG: 0.256									6-3	4	0	0	0	0	0	1					
<b>Jody Davis, R</b> (1, 2) OBP: 0.330, SLG: 0.425									F9	4	1	1	1	0	2	1					
<b>Jamie Moyer, L</b> (1, 1) OBP: 0.260, SLG: 0.217									4-3	2	0	1	0	0	0	0					
<b>Leon Durham, L</b> (6, PH) OBP: 0.339, SLG: 0.485										1	0	0	0	0	0	1					
<b>Ed Lynch, R</b> (6, PH) OBP: 0.091, SLG: 0.091										0	0	0	0	0	0	0					
<b>Bob Dernier, R</b> (9, PH) OBP: 0.406, SLG: 0.485										1	0	0	0	0	0	0					
<b>Inning Stats</b>	R: 0 E: 0 K: 0 S: 4	H: 1 LOB: 1 BB: 0 P: 4	R: 2 E: 0 K: 0 S: 6	H: 3 LOB: 1 BB: 0 P: 6	R: 0 E: 0 K: 1 S: 6	H: 1 LOB: 2 BB: 1 P: 10	R: 0 E: 0 K: 1 S: 5	H: 0 LOB: 0 BB: 0 P: 5	R: 0 E: 1 K: 1 S: 7	H: 1 LOB: 2 BB: 0 P: 7	R: 0 E: 0 K: 0 S: 5	H: 2 LOB: 2 BB: 0 P: 5	R: 0 E: 0 K: 0 S: 3	H: 0 LOB: 0 BB: 0 P: 3	R: 0 E: 0 K: 1 S: 5	H: 0 LOB: 0 BB: 0 P: 5	1B: 7 2B: 0 3B: 0 HR: 2	SF: 0 SAC: 0 DP: 0 HBP: 0	WP: 0 PB: 1 SB: 0 CS: 0	PA: 38	
<b>PITCHER</b>	IP	WLS	BF	H	R	ER	SO	BB	IBB	HBP	BLK	WP	HR	S	P	ERA	WHIP				
<b>Kevin Gross, R</b> (1, 1) ERA: 4.77	4.1		21	6	2	2	2	1	0	0	0	0	2	24	28	4.15	1.615				
<b>Todd Frohwrth, R</b> (5, 1) ERA:	1.2	W	7	2	0	0	2	0	0	0	0	0	0	11	11	0.00	1.200				
<b>Kent Tekulve, R</b> (7, 1) ERA: 3.39	2.0			7	1	0	0	0	0	0	0	0	0	7	7	0.00	0.500				
<b>Steve Bedrosian, R</b> (9, 1) ERA: 2.77	1.0	S	3	0	0	0	1	0	0	0	0	0	0	5	5	0.00	0.000				

Chicago Cubs @ Philadelphia Phillies  
Veterans Stadium, Philadelphia, PA  
Mon Aug 10 1987, 7:05 PM EDT  
Att: 26,796 - Unknown

AB 37  
R 2  
H 9  
RBI 2  
BB 1  
SO 5  
LOB 21



Batter	1	2	3	4	5	6	7	8	9	AB	R	H	RBI	BB	SO	LOB	BOTTOM				
<b>Juan Samuel, R</b> (1, 4) OBP: 0.345, SLG: 0.508	F8						F8 2B			3	0	2	1	1	0	0					
<b>Von Hayes, L</b> (1, 8) OBP: 0.437, SLG: 0.540							F7			3	1	1	1	1	0	3					
<b>Chris James, R</b> (1, 7) OBP: 0.353, SLG: 0.596							F8			3	1	1	0	1	0	1					
<b>Mike Schmidt, R</b> (1, 5) OBP: 0.394, SLG: 0.531	6-3						1B			3	0	1	0	1	0	4					
<b>Lance Parrish, R</b> (1, 2) OBP: 0.300, SLG: 0.382										4	1	2	2	0	1	3					
<b>Glenn Wilson, R</b> (1, 9) OBP: 0.314, SLG: 0.404	F3									4	0	1	0	0	1	2					
<b>Rick Schu, R</b> (1, 3) OBP: 0.307, SLG: 0.468										3	0	0	0	0	0	0					
<b>Milt Thompson, L</b> (6, PH) OBP: 0.358, SLG: 0.451										0	0	0	0	0	0	0					
<b>Steve Jeltz, S</b> (1, 6) OBP: 0.313, SLG: 0.264										2	1	0	0	2	0	1					
<b>Kevin Gross, R</b> (1, 1) OBP: 0.182, SLG: 0.143										0	0	0	0	0	0	0					
<b>Todd Frohwrth, R</b> (5, 1) ERA:										1	0	0	0	0	1	0					
<b>Kent Tekulve, R</b> (7, 1) ERA: 3.39										0	0	0	0	0	0	0					
<b>Ron Roenicke, S</b> (8, PH) OBP: 0.290, SLG: 0.283										1	0	0	0	0	0	1					
<b>Steve Bedrosian, R</b> (9, 1) ERA: 2.77										0	0	0	0	0	0	0					
<b>Inning Stats</b>	R: 3 E: 0 K: 0 S: 6	H: 3 LOB: 3 BB: 0 P: 6	R: 1 E: 0 K: 0 S: 4	H: 1 LOB: 3 BB: 3 P: 16	R: 0 E: 0 K: 0 S: 3	H: 1 LOB: 0 BB: 0 P: 3	R: 0 E: 0 K: 0 S: 2	H: 0 LOB: 1 BB: 2 P: 10	R: 0 E: 0 K: 2 S: 8	H: 1 LOB: 1 BB: 0 P: 8	R: 0 E: 0 K: 1 S: 5	H: 0 LOB: 0 BB: 0 P: 5	R: 0 E: 0 K: 0 S: 4	H: 1 LOB: 2 BB: 1 P: 8	R: 0 E: 0 K: 0 S: 4	H: 1 LOB: 1 BB: 0 P: 4	1B: 4 2B: 2 3B: 0 HR: 2	SF: 0 SAC: 3 DP: 2 HBP: 0	WP: 0 PB: 0 SB: 0 CS: 0	PA: 36	
<b>PITCHER</b>	IP	WLS	BF	H	R	ER	SO	BB	IBB	HBP	BLK	WP	HR	S	P	ERA	WHIP				
<b>Jamie Moyer, L</b> (1, 1) ERA: 4.7	5.0	L	24	6	4	4	2	5	0	0	0	0	2	23	43	7.20	2.200				
<b>Ed Lynch, R</b> (6, 1) ERA: 4.54	3.0		12	2	0	0	1	0	1	0	0	0	0	13	17	0.00	0.667				

Chicago Cubs @ Philadelphia Phillies  
Veterans Stadium, Philadelphia, PA  
Mon Aug 10 1987, 7:05 PM EDT  
Att: 26,796 - Unknown

AB 27  
R 4  
H 8  
RBI 4  
BB 6  
SO 3  
LOB 15





Batter	1	2	3	4	5	6	7	8	9	10	11	12	13	AB	R	H	RBI	BB	SO	LOB	TOP				
Dave Martinez, L OBP: 0.385, SLG: 0.416 (1, 8)														6	2	2	1	1	2	2					
23 Ryne Sandberg, R OBP: 0.360, SLG: 0.483 (1, 4)														7	1	2	0	0	0	1					
Rafael Palmeiro, L OBP: 0.322, SLG: 0.518 (1, 7)														6	1	3	1	1	1	2					
Jerry Mumphrey, S OBP: 0.391, SLG: 0.509 (6, PH)														2	1	0	0	1	1	3					
Andre Dawson, R OBP: 0.322, SLG: 0.563 (6, 9)														3	0	0	0	1	1	2					
Manny Trillo, R OBP: 0.400, SLG: 0.514 (1, 3)														7	0	1	0	0	3	5					
Keith Moreland, R OBP: 0.307, SLG: 0.459 (1, 5)														6	2	3	4	0	0	1					
Luis Quinones, S OBP: 0.294, SLG: 0.261 (8, 6)														3	0	1	0	1	1	0					
Paul Nolas, R OBP: 0.256, SLG: 0.348 (8, 6)														2	0	1	1	0	0	0					
Jody Davis, R OBP: 0.328, SLG: 0.430 (10, 1)														5	1	1	1	0	2	5					
Frank DiPino, L OBP: 1.000, SLG: 1.000 (10, 1)														0	0	0	0	0	0	0					
Ed Lynch, R OBP: 0.091, SLG: 0.091 (12, PH)														0	0	0	0	0	0	0					
Leon Durham, L OBP: 0.340, SLG: 0.485 (12, 1)														0	0	0	0	1	0	0					
Bob Tewksbury, R (12, 1)														0	0	0	0	0	0	0					
Les Lancaster, R OBP: 0.045, SLG: 0.045 (5, 1)														2	0	0	0	0	2	0					
Jay Baller, R OBP: 1.000, SLG: 1.000 (6, PH)														1	0	1	0	0	0	0					
Bob Dernier, R OBP: 0.410, SLG: 0.485 (8, 1)														0	0	0	0	1	0	0					
Lee Smith, R (8, 1)														0	0	0	0	0	0	0					
Jim Sundberg, R OBP: 0.345, SLG: 0.376 (10, 2)														2	0	0	0	0	1	2					
<b>Inning Stats</b>	R: 2 E: 1 K: 2 S: 10	H: 3 LOB: 3 BB: 2 P: 18	R: 0 E: 0 K: 1 S: 5	H: 0 LOB: 0 BB: 0 P: 5	R: 2 E: 0 K: 1 S: 7	H: 2 LOB: 0 BB: 0 P: 7	R: 1 E: 0 K: 1 S: 6	H: 1 LOB: 0 BB: 0 P: 6	R: 1 E: 0 K: 0 S: 4	H: 1 LOB: 2 BB: 1 P: 8	R: 0 E: 0 K: 2 S: 7	H: 0 LOB: 0 BB: 0 P: 7	R: 0 E: 0 K: 1 S: 5	H: 2 LOB: 1 BB: 0 P: 4	R: 0 E: 0 K: 0 S: 6	H: 2 LOB: 2 BB: 1 P: 11	R: 0 E: 0 K: 1 S: 6	H: 1 LOB: 2 BB: 1 P: 10	R: 0 E: 0 K: 1 S: 6	H: 1 LOB: 2 BB: 1 P: 10	1B: 9 2B: 2 3B: 1 HR: 3	SF: 0 SAC: 0 DP: 1 HBP: 0	WIP: 0 PB: 0 SB: 0 CS: 1	PA: 59	
<b>PITCHER</b>	IP 4.1	WLS 23	BF 7	H 6	R 6	ER 6	SO 5	BB 3	IBB 0	HBP 0	BLK 0	WP 0	HR 2	S 30	P 42	ERA 12.46	WHIP 2.308								
Freddie Toliver, R ERA: 12.46 (1, 1)																									
Todd Frohwrth, R ERA: (5, 1)	0.2	4	2	0	0	1	0	0	0	0	0	0	0	6	6	0.00	3.000								
Wally Ritchie, L ERA: 3.48 (6, 1)	2.0	8	1	1	1	2	1	0	0	0	0	0	1	11	15	4.50	1.000								
Kent Tekulve, R ERA: 3.35 (8, 1)	1.0	3	0	0	0	1	1	0	0	0	0	0	0	4	8	0.00	1.000								
Jeff Calhoun, L ERA: 2.2 (9, 1)	2.0	6	0	0	0	3	0	0	0	0	0	0	0	12	12	0.00	0.000								
<b>PITCHER</b>	IP 2.0	WLS 10	BF 4	H 1	R 1	ER 1	SO 1	BB 0	IBB 1	HBP 0	BLK 0	WP 0	HR 0	S 11	P 15	ERA 4.50	WHIP 2.000								
Steve Bedrosian, R ERA: 2.82 (11, 1)																									
Kevin Gross, R ERA: 4.74 (13, 1)	1.0	W	5	1	0	0	1	0	1	0	0	0	0	6	10	0.00	1.000								

Chicago Cubs @ Philadelphia Phillies  
Veterans Stadium, Philadelphia, PA  
Tue Aug 11 1987, 7:05 PM EDT  
Att. 30,459 - Unknown

AB 52  
R 8  
H 15  
RBI 8  
BB 7  
SO 14  
LOB 23



Batter	1	2	3	4	5	6	7	8	9	10	11	12	13	AB	R	H	RBI	BB	SO	LOB	BOTTOM				
Juan Samuel, R OBP: 0.363, SLG: 0.503 (1, 4)														8	1	2	0	0	4	6					
Mill Thompson, L OBP: 0.364, SLG: 0.464 (1, 8)														7	1	5	3	0	0	2					
Von Hayes, L OBP: 0.437, SLG: 0.541 (1, 3)														7	0	3	1	0	0	4					
Mike Schmidt, R OBP: 0.400, SLG: 0.535 (1, 5)														5	1	3	1	2	1	2					
Glenn Wilson, R OBP: 0.225, SLG: 0.404 (8, 1)														5	1	1	0	0	0	5					
Jeff Calhoun, L ERA: 2.2 (8, 1)														0	0	0	0	0	0	0					
Rocky Elsom, R OBP: 0.162, SLG: 0.093 (11, 1)														1	0	0	0	0	1	2					
Darren Daulton, L OBP: 0.286, SLG: 0.333 (12, 2)														0	0	0	0	0	0	0					
Chris James, R OBP: 0.364, SLG: 0.613 (9, 9)														2	2	2	3	2	0	0					
Ron Roenicke, S OBP: 0.308, SLG: 0.278 (9, 9)														1	0	0	0	2	1	0					
Lance Parrish, R OBP: 0.301, SLG: 0.382 (13, 1)														5	0	1	1	1	1	6					
Kevin Gross, R OBP: 0.182, SLG: 0.143 (13, 1)														0	0	0	0	0	0	0					
Steve Jeltz, S OBP: 0.312, SLG: 0.264 (1, 6)														4	0	1	0	0	1	4					
Jeff Stone, R OBP: 0.347, SLG: 0.366 (9, PH)														2	1	2	0	0	0	0					
Luis Aguayo, R OBP: 0.284, SLG: 0.417 (10, 6)														2	1	2	0	0	0	0					
Freddie Toliver, R (1, 1)														2	1	0	0	0	0	1					
Todd Frohwrth, R ERA: 7.88 (5, 1)														0	0	0	0	0	0	0					
Wally Ritchie, L OBP: 0.500, SLG: 0.500 (8, 1)														0	0	0	0	0	0	0					
Kent Tekulve, R (8, 1)														0	0	0	0	0	0	0					
Greg Gross, L OBP: 0.415, SLG: 0.402 (8, 7)														2	1	1	0	1	0	1					
<b>Inning Stats</b>	R: 0 E: 0 K: 1 S: 7	H: 2 LOB: 2 BB: 0 P: 7	R: 3 E: 0 K: 1 S: 9	H: 4 LOB: 1 BB: 0 P: 9	R: 0 E: 0 K: 0 S: 4	H: 1 LOB: 2 BB: 1 P: 8	R: 0 E: 0 K: 1 S: 6	H: 1 LOB: 1 BB: 0 P: 6	R: 3 E: 0 K: 1 S: 8	H: 3 LOB: 2 BB: 2 P: 16	R: 0 E: 0 K: 1 S: 5	H: 1 LOB: 1 BB: 0 P: 6	R: 0 E: 0 K: 1 S: 7	H: 2 LOB: 2 BB: 2 P: 13	R: 0 E: 0 K: 1 S: 5	H: 2 LOB: 2 BB: 2 P: 12	R: 1 E: 1 K: 0 S: 4	H: 2 LOB: 2 BB: 0 P: 4	R: 1 E: 1 K: 0 S: 4	H: 2 LOB: 2 BB: 0 P: 4	1B: 14 2B: 6 3B: 1 HR: 1	SF: 0 SAC: 5 DP: 2 HBP: 0	WIP: 0 PB: 0 SB: 1 CS: 0	PA: 65	
<b>PITCHER</b>	IP 4.0	WLS 24	BF 10	H 6	R 6	ER 6	SO 3	BB 2	IBB 0	HBP 0	BLK 0	WP 0	HR 1	S 28	P 36	ERA 13.50	WHIP 3.000								
Les Lancaster, R ERA: 5.43 (1, 1)																									
Jay Baller, R ERA: 7.88 (5, 1)	3.0	11	1	0	0	3	2	0	0	0	0	0	0	15	23	0.00	1.000								
Lee Smith, R ERA: 2.04 (8, 1)	2.0	10	4	1	1	1	0	0	0	0	0	0	0	12	12	4.50	2.000								



Batter	1	2	3	4	5	6	7	8	9	AB	R	H	RBI	BB	SO	LOB	TOP										
Bob Dernier, R (1,8) OBP: 0.412, SLG: 0.507 Dave Martinez, L (9, PH) OBP: 0.384, SLG: 0.415	P6		HR	6-3			HR		4-3	4	2	2	2	0	0	0											
23 Ryne Sandberg, R (1,4) OBP: 0.380, SLG: 0.480	F8		HR	F7			4-3		FC3-6 1B BB	4	1	1	0	1	0	0											
Andre Dawson, R (1,9) OBP: 0.323, SLG: 0.568	F9		HR				5-3		FC3-6 1B	5	1	2	3	0	1	0											
Brian Dayett, R (1,7) Rafael Palmeiro, L (7, PH) OBP: 0.325, SLG: 0.527		B1-3 BB SF9 1B	P4				1B 2B		FC3-6 FC4-6	3	1	2	0	0	0	0											
Keith Moreland, R (1,5) OBP: 0.310, SLG: 0.459		SF9 B1-3 E BB		F3			1B		FC4-6	4	1	2	0	1	0	3											
Manny Trillo, R (1,3) OBP: 0.391, SLG: 0.500		B1-3	K						E6 G6-4-3	4	0	0	0	0	2	4											
Jody Davis, R (1,2) OBP: 0.327, SLG: 0.428		SF9	F8				G6-4-3 BB		G6-4-3	2	0	0	1	1	0	2											
Paul Noce, R (1,6) OBP: 0.261, SLG: 0.351		E6 FC4-6		SH2-4 S 6-3 1B			G6-4-3		G6-4-3	4	1	2	0	0	0	1											
Rick Sutcliffe, L (1,1) OBP: 0.203, SLG: 0.177 Frank DiPino, L (6,1) OBP: 1.000, SLG: 1.000 Jerry Mumphy, S (6, PH) OBP: 0.390, SLG: 0.507 Ed Lynch, R (8,1) OBP: 0.091, SLG: 0.091 Bob Tewksbury, R (8,1)		FC4-6		SH2-4			F7		P6	2	0	0	0	0	0	1											
<b>Inning Stats</b>	R: 0 E: 0 K: 0 S: 3	H: 0 LOB: 0 BB: 0 P: 3	R: 2 E: 1 K: 0 S: 5	H: 1 LOB: 1 BB: 1 P: 9	R: 3 E: 0 K: 1 S: 9	H: 4 LOB: 0 BB: 0 P: 9	R: 1 E: 0 K: 0 S: 4	H: 1 LOB: 1 BB: 0 P: 4	R: 0 E: 0 K: 2 S: 8	H: 0 LOB: 0 BB: 0 P: 6	R: 1 E: 0 K: 0 S: 5	H: 3 LOB: 2 BB: 0 P: 5	R: 0 E: 1 K: 0 S: 4	H: 1 LOB: 1 BB: 0 P: 4	R: 0 E: 0 K: 0 S: 4	H: 1 LOB: 2 BB: 1 P: 8	1B: 9 2B: 1 3B: 0 HR: 2	SF: 1 SAC: 1 DP: 2 HBP: 0	WP: 0 PA: 41 PB: 0 SB: 1 CS: 0								
<b>PITCHER</b>	IP	WLS	BF	H	R	ER	SO	BB	IBB	HBP	BLK	WP	HR	S	P	ERA	WHIP										
Shane Rawley, L (1,1) ERA: 3.98	6.0		28	8	7	6	3	2	0	0	0	0	2	32	40	9.00	1.667										
Todd Frohwrth, R (7,1) ERA:	1.2		7	3	0	0	0	0	0	0	0	0	0	7	7	0.00	1.800										
Jeff Calhoun, L (8,1) ERA: 2.16	0.1	W	1	0	0	0	0	0	0	0	0	0	0	1	1	0.00	0.000										
Kent Tekulve, R (9,1) ERA: 3.3	1.0		5	1	0	0	0	1	0	0	0	0	0	4	8	0.00	2.000										

Chicago Cubs @ Philadelphia Phillies  
Veterans Stadium, Philadelphia, PA  
Wed Aug 12 1987, 3:33 AM EDT  
Att: 36,190 - Unknown

AB 36  
R 7  
H 12  
RBI 6  
BB 3  
SO 3  
LOB 14



Batter	1	2	3	4	5	6	7	8	9	AB	R	H	RBI	BB	SO	LOB	BOTTOM										
Juan Samuel, R (1,4) OBP: 0.346, SLG: 0.517	SF7 3B		6-3	S 1B		SF9		HR		4	2	3	5	0	0	0											
Milt Thompson, L (1,8) OBP: 0.364, SLG: 0.465	SF7		HR	K		CS 1B		L4		4	1	2	1	0	1	2											
Chris James, R (1,7) OBP: 0.372, SLG: 0.614	3B BB		HR	1B		CS 1B	F8	2B 1B		3	3	2	0	2	0	0											
Von Hayes, L (1,3) OBP: 0.439, SLG: 0.557	SF9 3B		HR			F3	6-3	1B 2B		5	3	3	5	0	0	1											
Glenn Wilson, R (1,9) OBP: 0.311, SLG: 0.402	SF9		6-3	L8		L8	F9	1B		4	0	1	2	0	0	1											
Rick Schu, R (1,5) OBP: 0.304, SLG: 0.459	K		G1			1B		F7		4	0	1	0	0	1	0											
Darren Daulton, L (1,2) OBP: 0.307, SLG: 0.347			L5-3 1B	SH3 BB		F8		1B BB HR 1B		3	1	2	0	1	0	2											
Steve Jeltz, S (1,6) OBP: 0.316, SLG: 0.276	L5-3			K		SF9 3B		1B BB		3	2	1	0	1	1	2											
Shane Rawley, R (1,1) OBP: 0.194, SLG: 0.230 Todd Frohwrth, R (7,1) ERA: 3.1 Jeff Calhoun, L (8,1) Mike Schmidt, R (8, PH) OBP: 0.401, SLG: 0.536 Kent Tekulve, R (9,1)				SH3		K		HR 1B		2	0	0	0	0	2	1											
<b>Inning Stats</b>	R: 3 E: 0 K: 1 S: 7	H: 2 LOB: 0 BB: 1 P: 11	R: 0 E: 0 K: 1 S: 5	H: 1 LOB: 0 BB: 0 P: 5	R: 3 E: 0 K: 0 S: 5	H: 2 LOB: 0 BB: 1 P: 9	R: 0 E: 0 K: 2 S: 8	H: 1 LOB: 2 BB: 1 P: 12	R: 0 E: 0 K: 0 S: 5	H: 2 LOB: 2 BB: 0 P: 5	R: 1 E: 0 K: 1 S: 6	H: 2 LOB: 0 BB: 0 P: 6	R: 0 E: 0 K: 0 S: 3	H: 0 LOB: 0 BB: 0 P: 3	R: 6 E: 0 K: 0 S: 8	H: 6 LOB: 1 BB: 1 P: 12	1B: 10 2B: 2 3B: 3 HR: 2	SF: 3 SAC: 1 DP: 1 HBP: 0	WP: 0 PA: 42 PB: 0 SB: 1 CS: 1								
<b>PITCHER</b>	IP	WLS	BF	H	R	ER	SO	BB	IBB	HBP	BLK	WP	HR	S	P	ERA	WHIP										
Rick Sutcliffe, R (1,1) ERA: 3.67	5.2		28	9	7	7	5	3	0	0	0	0	1	35	47	11.12	2.118										
Frank DiPino, L (6,1) ERA: 3.1	1.1		4	1	0	0	0	0	0	0	0	0	0	4	4	0.00	0.750										
Ed Lynch, R (8,1) ERA: 5.03	0.2	L	8	5	6	6	0	1	0	0	0	0	1	7	11	81.00	9.000										
Bob Tewksbury, R (8,1) ERA: 6.66	0.1		1	1	0	0	0	0	0	0	0	0	0	1	1	0.00	3.000										

Chicago Cubs @ Philadelphia Phillies  
Veterans Stadium, Philadelphia, PA  
Wed Aug 12 1987, 3:33 AM EDT  
Att: 36,190 - Unknown

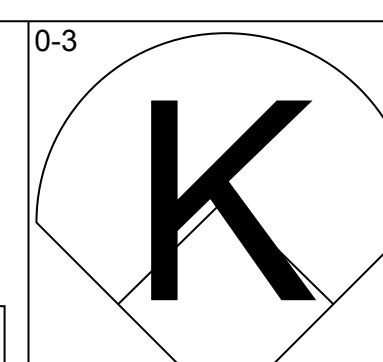
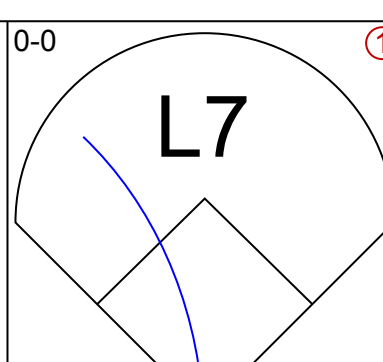
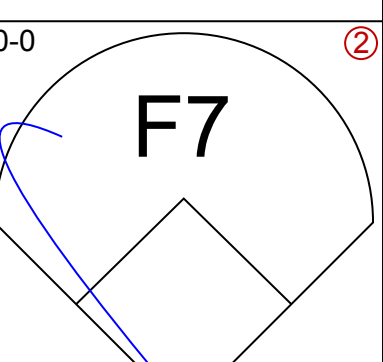
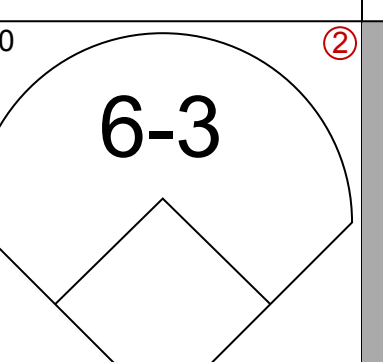
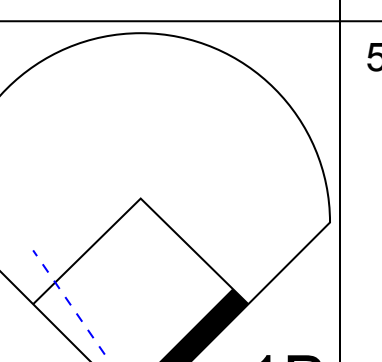
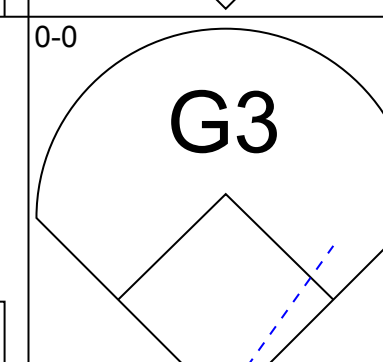
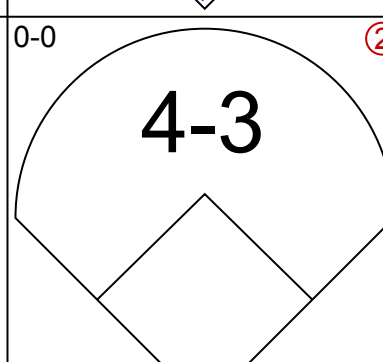
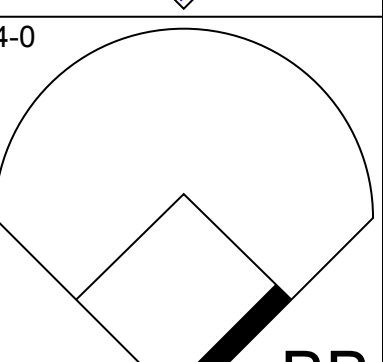
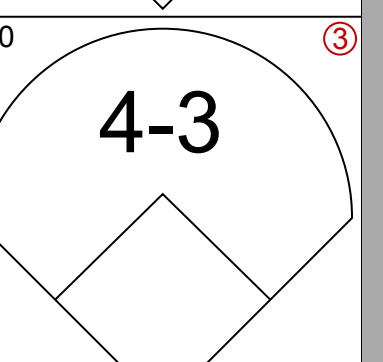
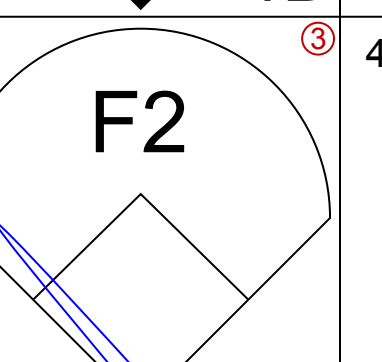
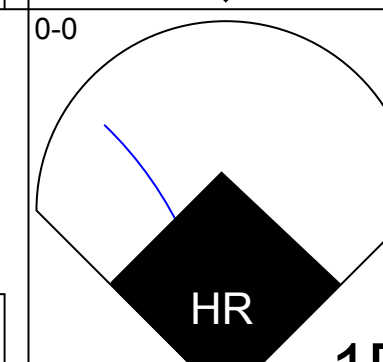
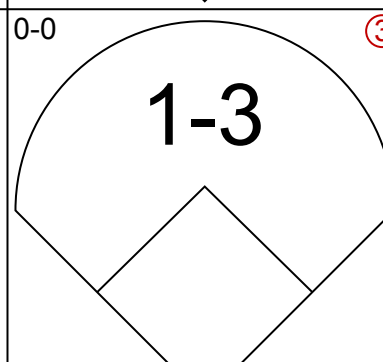
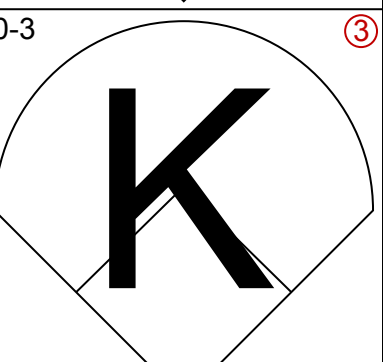

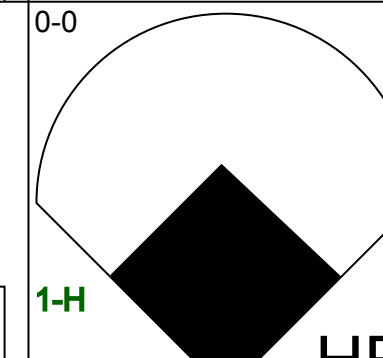
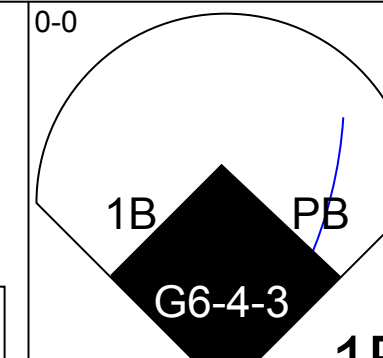
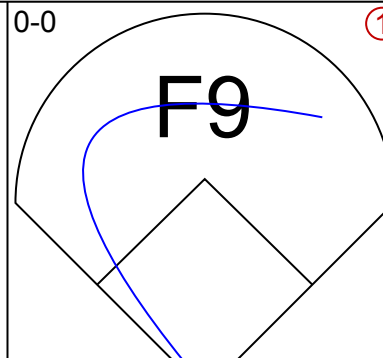
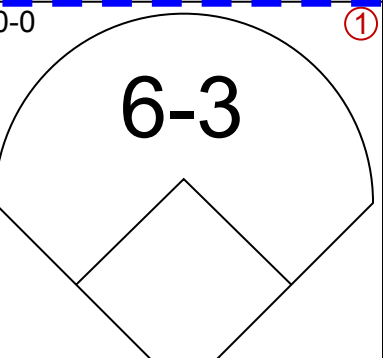
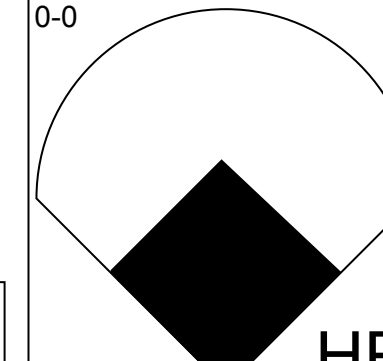
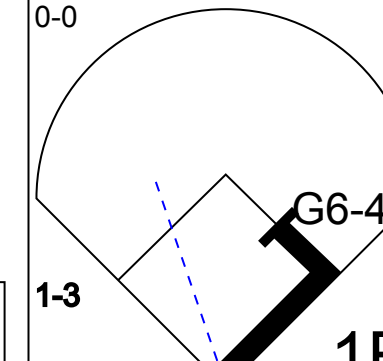
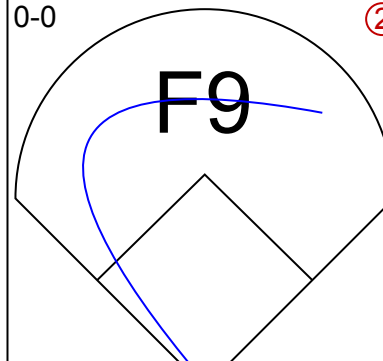
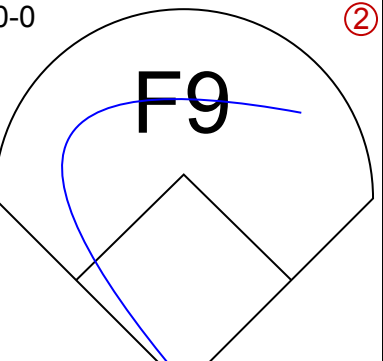
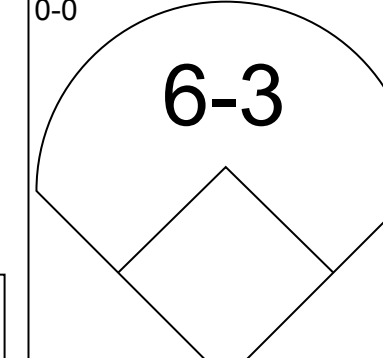
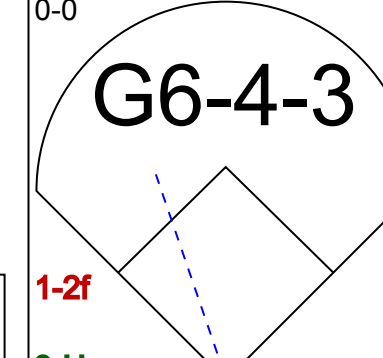
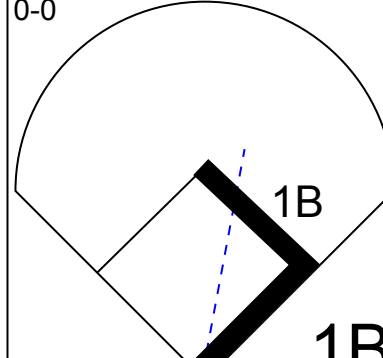
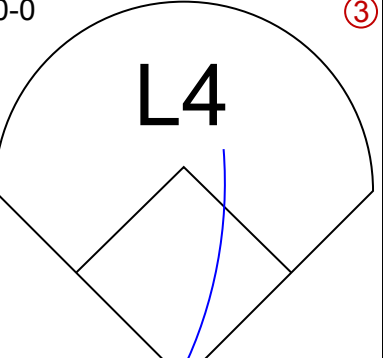
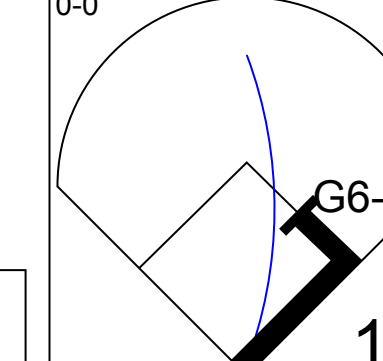
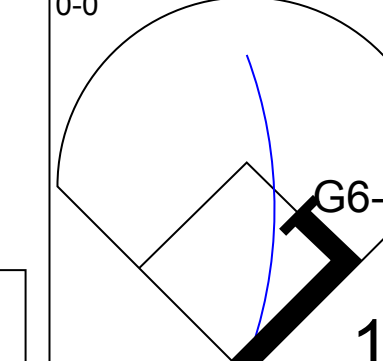
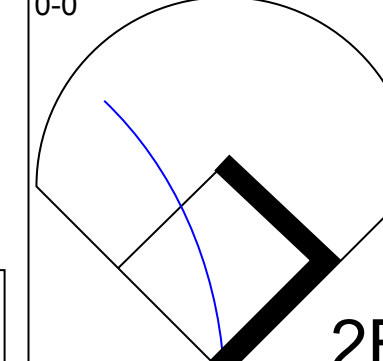
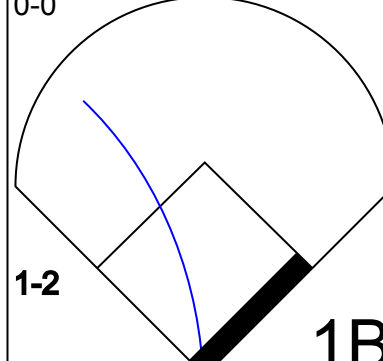
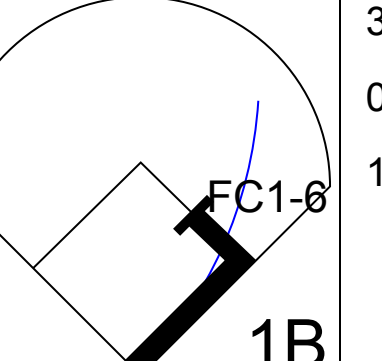
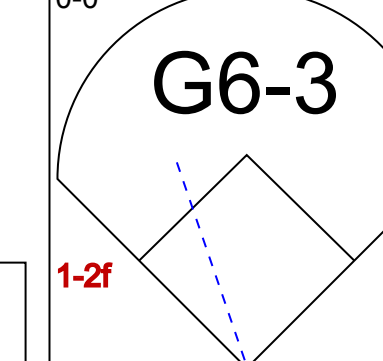
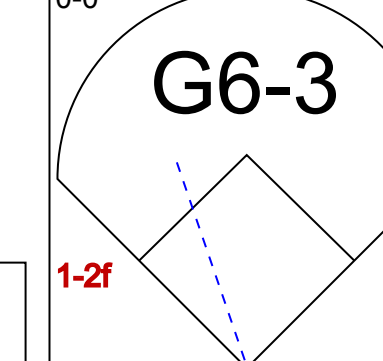
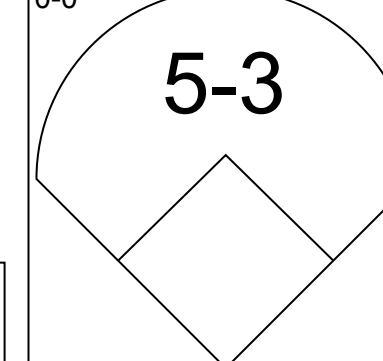
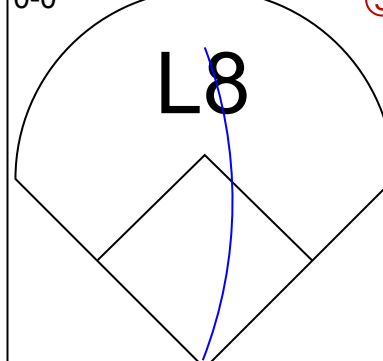
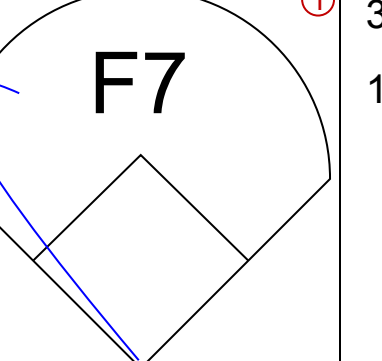
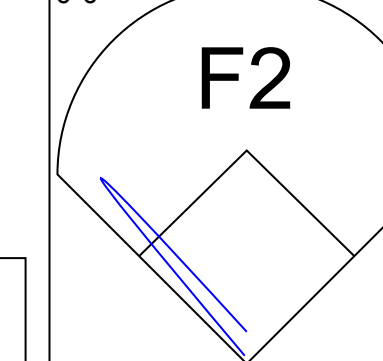
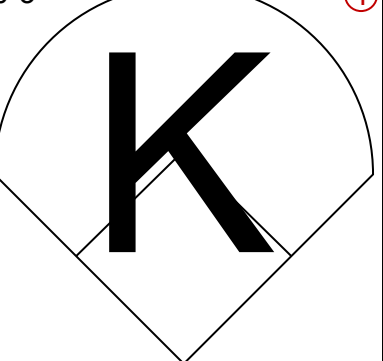
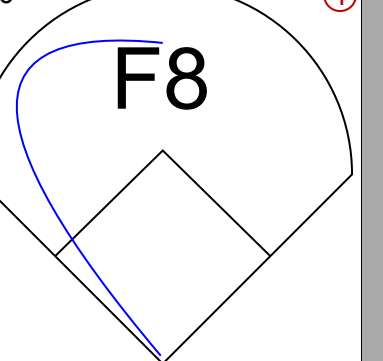
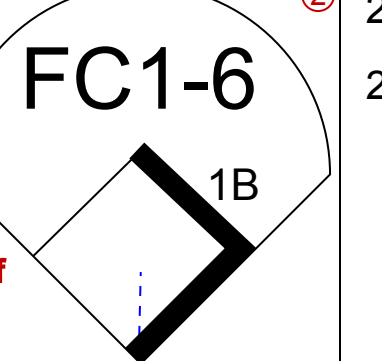
AB 33  
R 13  
H 16  
RBI 13  
BB 4  
SO 5  
LOB 9

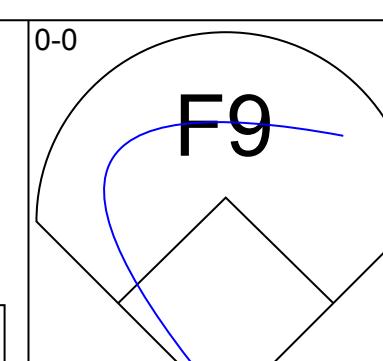
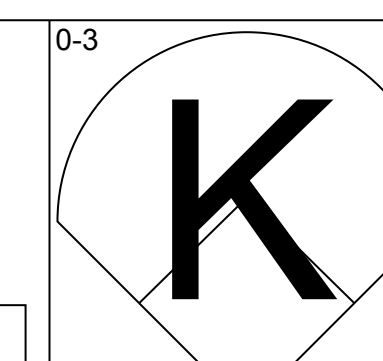
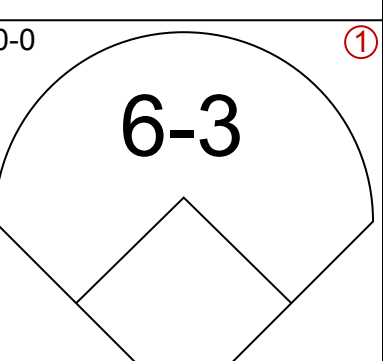
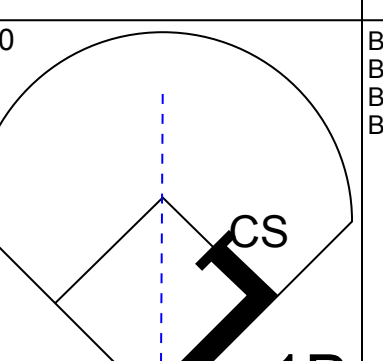

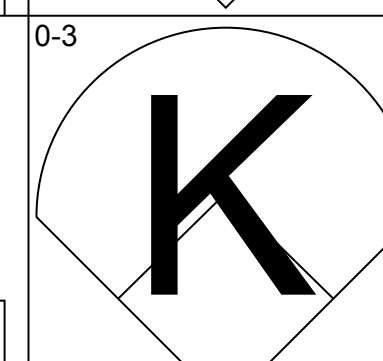
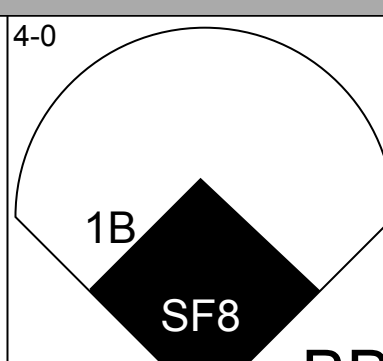
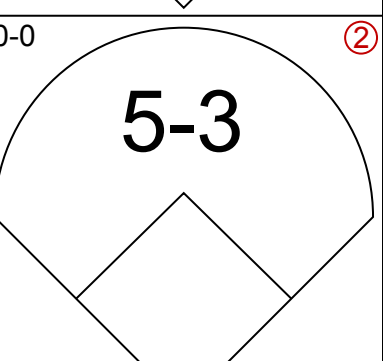
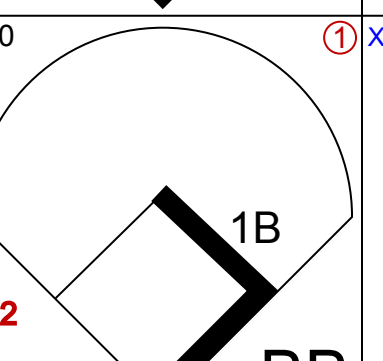

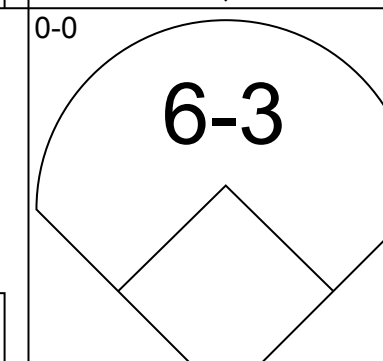
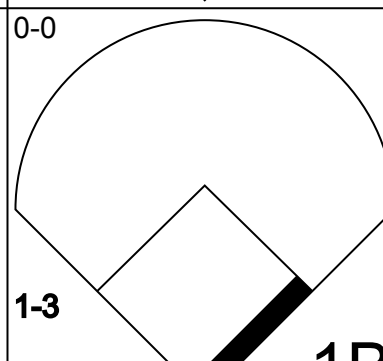
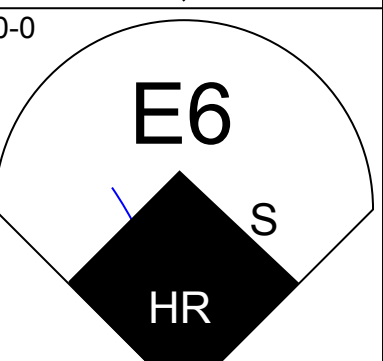
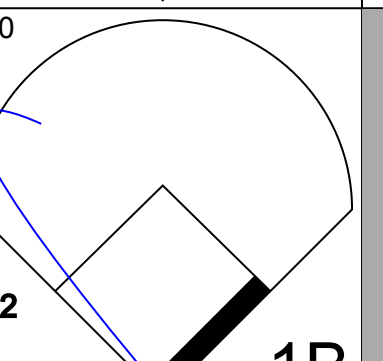
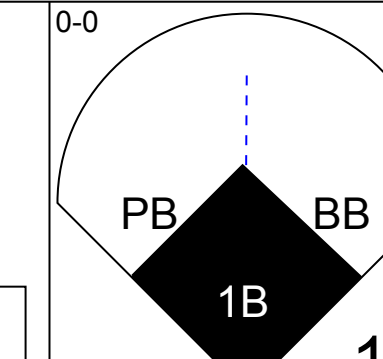
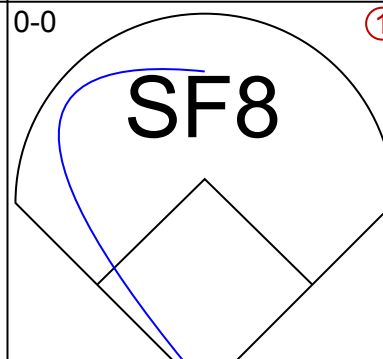
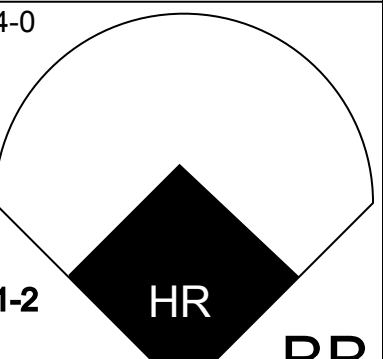

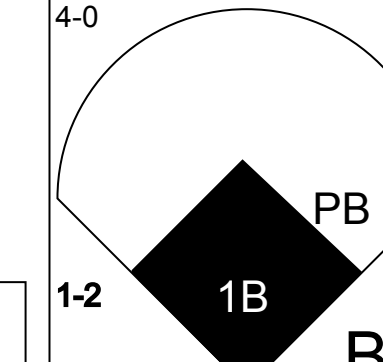
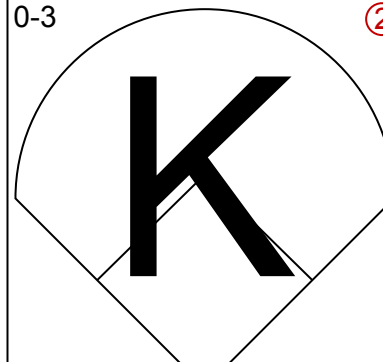
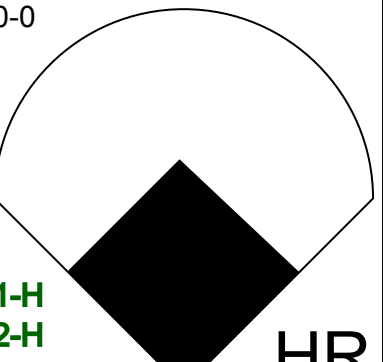
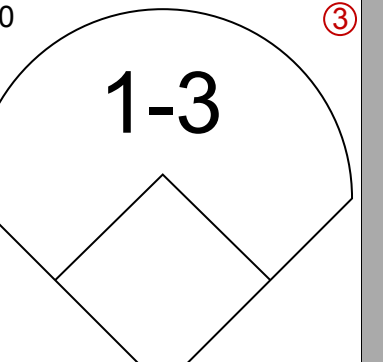
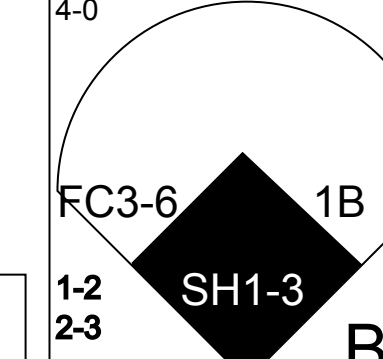
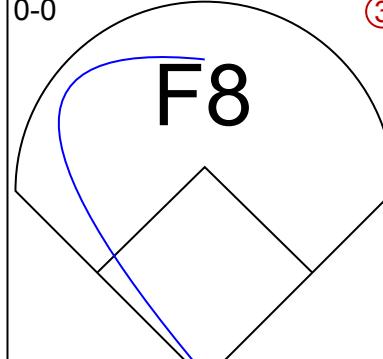
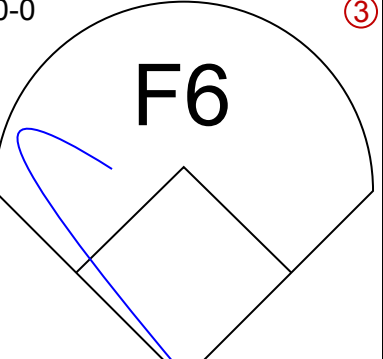

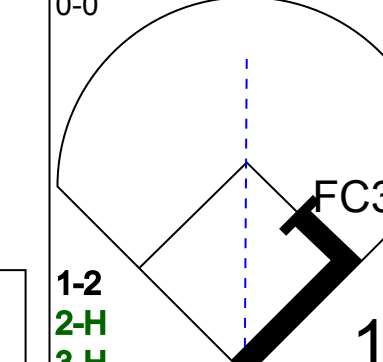
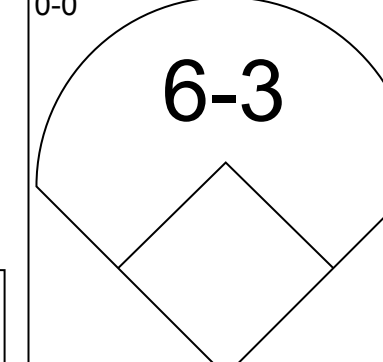
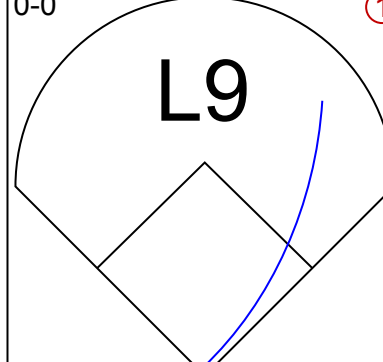

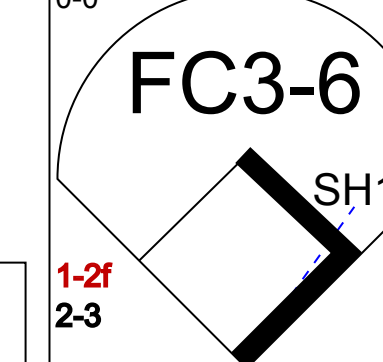
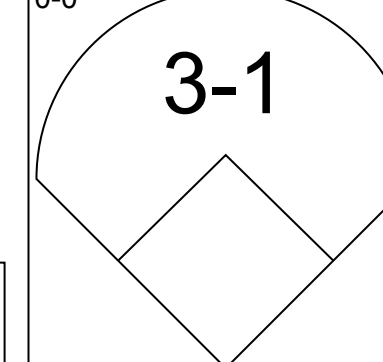
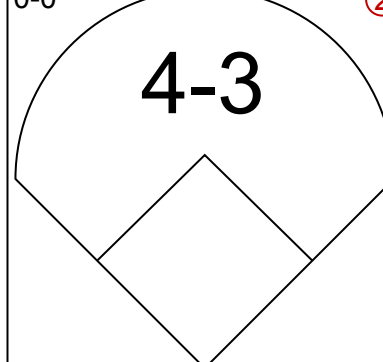

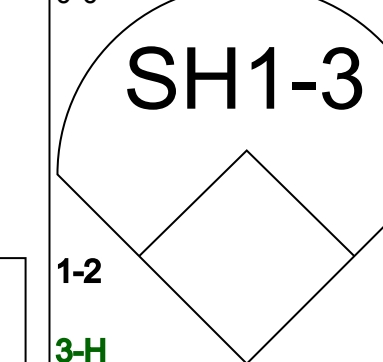
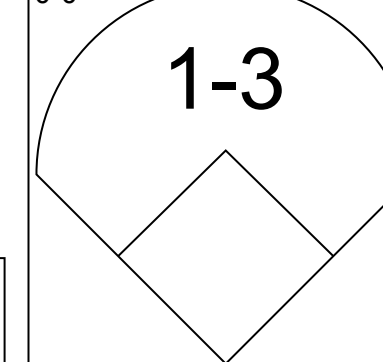
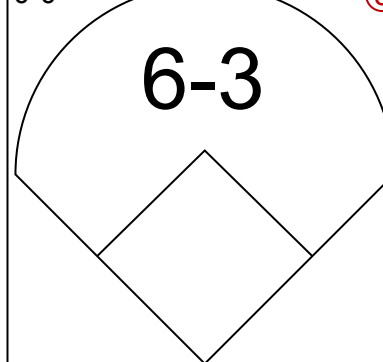









Batter	1	2	3	4	5	6	7	8	9	AB	R	H	RBI	BB	SO	LOB	TOP		
Juan Samuel, R OBP: 0.342, SLG: 0.508 (1, 4)										5	0	1	0	0	1	0	Philadelphia Phillies @ St. Louis Cardinals Busch Stadium, St. Louis, MO Fri Aug 14 1987, 7:05 PM CDT Att: 47,913 - Unknown		
Von Hayes, L OBP: 0.437, SLG: 0.551 (1, 8) (6, 3)										4	0	0	0	1	0	2			
Chris James, R OBP: 0.374, SLG: 0.613 (1, 7)										4	1	2	0	0	1	1			
Mike Schmidt, R OBP: 0.403, SLG: 0.541 (1, 5)										4	2	2	2	0	0	1			
Lance Parrish, R OBP: 0.299, SLG: 0.387 (1, 2)										4	1	2	1	0	0	1			
Glenn Wilson, R OBP: 0.307, SLG: 0.396 (1, 9)										4	0	1	0	0	0	2			
Rick Schu, R OBP: 0.319, SLG: 0.483 Freddie Toliver, R OBP: 0.417, SLG: 0.404 (9, PH)										3	0	3	0	0	0	0		AB 37 R 4 H 12 RBI 3 BB 1 SO 3 LOB 13	
Steve Jeltz, S OBP: 0.313, SLG: 0.275 Jeff Stone, L OBP: 0.344, SLG: 0.364 (9, PH)										3	0	0	0	0	0	4			
Bruce Ruffin, S OBP: 0.057, SLG: 0.075 Ron Roenicke, S OBP: 0.294, SLG: 0.263 (6, 8)										2	0	0	0	0	1	0		WP: 0 PA: 38 PB: 1 SB: 0 CS: 0	
<b>Inning Stats</b>	R: 3 E: 0 K: 1 S: 8	H: 3 LOB: 0 BB: 0 P: 8	R: 0 E: 0 K: 0 S: 3	H: 1 LOB: 0 BB: 0 P: 3	R: 0 E: 0 K: 0 S: 3	H: 0 LOB: 0 BB: 0 P: 3	R: 1 E: 0 K: 0 S: 5	H: 3 LOB: 1 BB: 0 P: 5	R: 0 E: 0 K: 0 S: 5	H: 2 LOB: 2 BB: 0 P: 5	R: 0 E: 0 K: 0 S: 3	H: 0 LOB: 0 BB: 0 P: 3	R: 0 E: 0 K: 0 S: 4	H: 1 LOB: 1 BB: 0 P: 4	R: 0 E: 0 K: 0 S: 5	H: 2 LOB: 2 BB: 0 P: 5			1B: 8 2B: 2 3B: 0 HR: 2
<b>PITCHER</b>	IP WLS BF H R ER SO BB IBB HBP BLK WP HR S P ERA WHIP																<b>PITCHER</b>	IP WLS BF H R ER SO BB IBB HBP BLK WP HR S P ERA WHIP	
Greg Mathews, L ERA: 4.35 Todd Worrell, R ERA: 3.0	(1, 1) (8, 1)	7.0 S	30 8	10 2	4 0	4 0	3 0	1 0	0 0	0 0	0 0	0 0	0 0	0 8	39 8	5.14 0.00	1.571 1.000		

Batter	1	2	3	4	5	6	7	8	9	AB	R	H	RBI	BB	SO	LOB	BOTTOM	
Vince Coleman, S OBP: 0.365, SLG: 0.332 (1, 7)										4	0	1	0	1	1	1	Philadelphia Phillies @ St. Louis Cardinals Busch Stadium, St. Louis, MO Fri Aug 14 1987, 7:05 PM CDT Att: 47,913 - Unknown	
Ozzie Smith, S OBP: 0.387, SLG: 0.364 (1, 6)										3	1	0	0	2	1	3		
Tom Herr, S OBP: 0.369, SLG: 0.369 (1, 4)										4	1	2	0	0	0	0		
Jack Clark, R OBP: 0.462, SLG: 0.613 (1, 3)										2	2	1	1	1	1	2		
Willie McGee, S OBP: 0.318, SLG: 0.438 (1, 8)										3	2	1	3	1	1	3		
Terry Pendleton, S OBP: 0.383, SLG: 0.436 (1, 5)										3	1	0	0	1	0	1		
Jim Lindeman, R OBP: 0.254, SLG: 0.403 John Morris, L OBP: 0.327, SLG: 0.473 (6, PR) (9, 9)										4	0	2	2	0	0	0		AB 28 R 8 H 7 RBI 7 BB 7 SO 4 LOB 12
Tony Peña, R OBP: 0.321, SLG: 0.350 (1, 2)										3	0	0	0	1	0	2		
Greg Mathews, R OBP: 0.212, SLG: 0.200 Todd Worrell, R OBP: 0.167, SLG: 0.167 (8, 1)										2	0	0	1	0	0	0		
<b>Inning Stats</b>	R: 0 E: 0 K: 1 S: 5	H: 0 LOB: 0 BB: 0 P: 5	R: 3 E: 0 K: 1 S: 7	H: 2 LOB: 1 BB: 2 P: 15	R: 1 E: 0 K: 1 S: 6	H: 1 LOB: 1 BB: 1 P: 10	R: 0 E: 0 K: 0 S: 3	H: 0 LOB: 0 BB: 0 P: 3	R: 3 E: 1 K: 0 S: 5	H: 1 LOB: 0 BB: 1 P: 9	R: 0 E: 0 K: 0 S: 3	H: 0 LOB: 0 BB: 0 P: 3	R: 0 E: 0 K: 1 S: 6	H: 2 LOB: 2 BB: 1 P: 10	R: 1 E: 0 K: 0 S: 4	H: 1 LOB: 2 BB: 2 P: 12		1B: 5 2B: 1 3B: 0 HR: 1
<b>PITCHER</b>	IP WLS BF H R ER SO BB IBB HBP BLK WP HR S P ERA WHIP																<b>PITCHER</b>	IP WLS BF H R ER SO BB IBB HBP BLK WP HR S P ERA WHIP
Bruce Ruffin, L ERA: 4.2 Freddie Toliver, R ERA: 6.99	(1, 1) (6, 1)	5.0 L	24 14	4 3	1 1	1 1	1 1	3 0	0 0	0 0	0 0	0 13	25 25	3.00 2.000			WP: 0 PA: 38 PB: 1 SB: 2 CS: 1	



Batter	1	2	3	4	5	6	7	8	9	AB	R	H	RBI	BB	SO	LOB	TOP					
Juan Samuel, R OBP: 0.343, SLG: 0.509										5	1	2	0	0	1	0	Philadelphia Phillies @ St. Louis Cardinals Busch Stadium, St. Louis, MO Sat Aug 15 1987, 7:05 PM CDT Att: 48,309 - Unknown					
Milt Thompson, L OBP: 0.367, SLG: 0.471 Steve Bedrosian, R (8, 1)										5	1	3	0	0	0	3						
Greg Gross, L OBP: 0.297, SLG: 0.388 Glenn Wilson, R OBP: 0.307, SLG: 0.395										4	0	0	0	0	1	3						
Mike Schmidt, R OBP: 0.406, SLG: 0.561										5	2	3	3	0	0	1						
Von Hayes, L OBP: 0.441, SLG: 0.549										1	1	0	0	4	0	0						
Chris James, R OBP: 0.378, SLG: 0.618										3	0	1	2	2	0	2						
Darren Daulton, L OBP: 0.297, SLG: 0.333 Lance Parrish, R OBP: 0.300, SLG: 0.386										3	0	0	0	0	1	4						
Steve Jeltz, S OBP: 0.312, SLG: 0.275										4	0	1	0	0	0	2						
Kevin Gross, R OBP: 0.167, SLG: 0.130 Rick Schu, R OBP: 0.319, SLG: 0.483										4	0	0	0	0	4	1						
<b>Inning Stats</b>	R: 1 E: 0 K: 1 S: 7	H: 2 LOB: 3 BB: 2 P: 15	R: 0 E: 0 K: 1 S: 5	H: 0 LOB: 0 BB: 0 P: 5	R: 1 E: 0 K: 0 S: 4	H: 2 LOB: 1 BB: 1 P: 8	R: 0 E: 0 K: 1 S: 7	H: 2 LOB: 0 BB: 0 P: 7	R: 1 E: 0 K: 0 S: 4	H: 1 LOB: 1 BB: 1 P: 8	R: 0 E: 0 K: 1 S: 5	H: 0 LOB: 0 BB: 0 P: 5	R: 2 E: 0 K: 1 S: 7	H: 2 LOB: 2 BB: 2 P: 15	R: 0 E: 0 K: 2 S: 8	H: 1 LOB: 1 BB: 0 P: 8		R: 0 E: 0 K: 0 S: 3	H: 0 LOB: 1 BB: 1 P: 7	1B: 5 2B: 2 3B: 1 HR: 2	SF: 0 SAC: 0 DP: 0 HBP: 0	WP: 0 PB: 0 SB: 2 CS: 1
<b>PITCHER</b>	IP WLS BF H R ER SO BB IBB HBP BLK WP HR S P ERA WHIP	IP WLS BF H R ER SO BB IBB HBP BLK WP HR S P ERA WHIP																				
Bob Forsch, R ERA: 4.12	(1, 1)	6.2	L	33	9	5	5	5	4	1	0	0	0	0	2	38	58	6.75	1.950			
Ricky Horton, L ERA: 3.89	(7, 1)	0.1		2	0	0	0	0	0	1	0	0	0	0	0	1	5	0.00	0.000			
Steve Peters, L ERA:	(8, 1)	2.0		8	1	0	0	2	1	0	0	0	0	0	0	11	15	0.00	1.000			

AB	36
R	5
H	10
RBI	5
BB	7
SO	7
LOB	18



Batter	1	2	3	4	5	6	7	8	9	AB	R	H	RBI	BB	SO	LOB	BOTTOM					
Vince Coleman, S OBP: 0.362, SLG: 0.329										4	0	0	0	0	0	1	Philadelphia Phillies @ St. Louis Cardinals Busch Stadium, St. Louis, MO Sat Aug 15 1987, 7:05 PM CDT Att: 48,309 - Unknown					
Ozzie Smith, S OBP: 0.388, SLG: 0.365 Steve Peters, L (8, 1)										4	1	2	0	0	0	0						
Tom Herr, S OBP: 0.368, SLG: 0.368										4	0	1	0	0	1	2						
Jack Clark, R OBP: 0.463, SLG: 0.610										3	0	1	1	1	2	1						
Willie McGee, S OBP: 0.317, SLG: 0.437										4	1	1	0	0	0	2						
Terry Pendleton, S OBP: 0.382, SLG: 0.434										4	0	1	0	0	1	1						
Jim Lindeman, R OBP: 0.280, SLG: 0.405										4	0	2	1	0	1	0						
Tony Peña, R OBP: 0.320, SLG: 0.346										3	0	0	0	1	0	4						
Bob Forsch, R OBP: 0.353, SLG: 0.571 Ricky Horton, L OBP: 0.222, SLG: 0.231 José Oquendo, S OBP: 0.429, SLG: 0.368										2	0	0	0	0	1	1						
<b>Inning Stats</b>	R: 0 E: 0 K: 1 S: 6	H: 1 LOB: 1 BB: 0 P: 6	R: 0 E: 0 K: 0 S: 3	H: 0 LOB: 0 BB: 0 P: 3	R: 0 E: 0 K: 1 S: 4	H: 0 LOB: 0 BB: 1 P: 8	R: 2 E: 0 K: 0 S: 7	H: 4 LOB: 2 BB: 0 P: 7	R: 0 E: 0 K: 1 S: 6	H: 1 LOB: 1 BB: 0 P: 6	R: 0 E: 0 K: 2 S: 9	H: 2 LOB: 2 BB: 0 P: 9	R: 0 E: 0 K: 0 S: 3	H: 0 LOB: 0 BB: 0 P: 3	R: 0 E: 0 K: 0 S: 2	H: 0 LOB: 0 BB: 1 P: 6		R: 0 E: 0 K: 1 S: 5	H: 0 LOB: 0 BB: 0 P: 5	1B: 8 2B: 0 3B: 0 HR: 0	SF: 0 SAC: 0 DP: 1 HBP: 0	WP: 0 PB: 0 SB: 3 CS: 0
<b>PITCHER</b>	IP WLS BF H R ER SO BB IBB HBP BLK WP HR S P ERA WHIP	IP WLS BF H R ER SO BB IBB HBP BLK WP HR S P ERA WHIP																				
Kevin Gross, R ERA: 4.62	(1, 1)	7.1	W	31	8	2	2	5	2	0	0	0	0	0	0	47	2.46	1.364				
Steve Bedrosian, R ERA: 2.67	(8, 1)	1.2	S	4	0	0	0	1	0	0	0	0	0	0	6	6	0.00	0.000				

AB	33
R	2
H	8
RBI	2
BB	2
SO	6
LOB	12





Batter	1	2	3	4	5	6	7	8	9	AB	R	H	RBI	BB	SO	LOB	TOP					
Juan Samuel, R (1,4) OBP: 0.342, SLG: 0.505	0-3 K		0-3 K		0-0 F5		0-0 1B		0-0 F9	5	0	1	2	0	2	0	Philadelphia Phillies @ St. Louis Cardinals Busch Stadium, St. Louis, MO Sun Aug 16 1987, 3:33 AM CDT Att: 43,759 - Unknown					
Von Hayes, L (1,8) OBP: 0.439, SLG: 0.546	0-0 F2		0-3 K			0-0 F9	0-0 1B		0-0 F9	2	0	0	0	0	1	0						
Milt Thompson, L (3,8) OBP: 0.369, SLG: 0.472							0-0 F9	0-0 1B	0-0 1B	3	0	2	0	0	0	2						
Chris James, R (1,7) OBP: 0.371, SLG: 0.605	0-0 L7			0-0 6-3		0-0 4-3	0-0 F9		0-3 K	5	0	0	0	0	1	4						
Mike Schmidt, R (1,5) OBP: 0.403, SLG: 0.555		0-0 5-3		0-0 P3		0-0 F9		0-0 1B	0-3 K	4	1	0	0	1	1	2						
Lance Parrish, R (1,2) OBP: 0.299, SLG: 0.393		0-0 G3		0-0 HR		0-0 F7		0-0 F9		4	1	1	1	0	0	2						
Glenn Wilson, R (1,9) OBP: 0.313, SLG: 0.398		4-0 BB		4-0 BB			0-0 FC5-4	0-0 FC4-6		2	0	2	0	2	0	0						
Rick Schu, R (1,3) OBP: 0.323, SLG: 0.477		4-0 BB		0-0 L7			0-0 FC5-4	4-0 FC4-6		2	1	0	0	2	0	2						
Steve Jeltz, S (1,6) OBP: 0.311, SLG: 0.279		0-0 L9			0-0 1-3		0-0 1B	0-0 FC4-6		4	1	1	1	0	0	4						
Shane Rawley, R (1,1) OBP: 0.188, SLG: 0.222			0-0 5-3		0-0 F8		4-0 F9	0-0 F4		2	0	0	0	0	0	0						
Ron Roenicke, S (7, PH) OBP: 0.304, SLG: 0.263										0	0	0	0	1	0	0						
Kent Tekulve, R (7, 1)										0	0	0	0	0	0	0						
Luis Aguayo, R (8, PH) OBP: 0.286, SLG: 0.418							0-0 F9			1	0	0	0	0	0	2						
Steve Bedrosian, R (8, 1)										0	0	0	0	0	0	0						
<b>Inning Stats</b>	R: 0 E: 0 K: 1 S: 5	H: 0 LOB: 0 BB: 0 P: 5	R: 0 E: 0 K: 0 S: 3	H: 0 LOB: 2 BB: 2 P: 11	R: 0 E: 0 K: 2 S: 7	H: 0 LOB: 0 BB: 0 P: 7	R: 1 E: 0 K: 0 S: 4	H: 1 LOB: 1 BB: 1 P: 8	R: 0 E: 0 K: 0 S: 3	H: 0 LOB: 0 BB: 0 P: 3	R: 0 E: 0 K: 0 S: 4	H: 1 LOB: 1 BB: 0 P: 4	R: 2 E: 0 K: 0 S: 6	H: 3 LOB: 2 BB: 1 P: 10	R: 1 E: 0 K: 0 S: 4	H: 1 LOB: 2 BB: 2 P: 12	R: 0 E: 0 K: 2 S: 8	H: 1 LOB: 1 BB: 0 P: 8	1B: 5 2B: 1 3B: 0 HR: 1	SF: 0 SAC: 0 DP: 0 HBP: 0	WP: 0 PB: 0 SB: 0 CS: 0	PA: 40
<b>PITCHER</b>	IP WLS BF H R ER SO BB IBB HBP BLK WP HR S P ERA WHIP																					
John Tudor, L (1, 1) ERA: 5.73	6.2 L 29 5 3 3 3 4 0 0 0 0 0 1 31 47 4.05 1.350																					
Bill Dawley, R (7, 1) ERA: 3.57	0.2 5 1 1 1 0 2 0 0 0 0 0 0 3 11 13.50 4.500																					
Ricky Horton, L (8, 1) ERA: 3.67	0.2 2 0 0 0 0 0 0 0 0 0 0 0 2 2 0.00 0.000																					
Pat Perry, L (9, 1) ERA: 4.35	0.1 2 1 0 0 0 0 0 0 0 0 0 0 2 2 0.00 3.000																					
Todd Worrell, R (9, 1) ERA: 2.97	0.2 2 0 0 0 2 0 0 0 0 0 0 0 6 6 0.00 0.000																					

Batter	1	2	3	4	5	6	7	8	9	AB	R	H	RBI	BB	SO	LOB	BOTTOM			
Vince Coleman, S (1,7) OBP: 0.363, SLG: 0.329	0-0 S		0-0 F9		4-0 BB			0-3 K		3	1	1	0	1	1	1	Philadelphia Phillies @ St. Louis Cardinals Busch Stadium, St. Louis, MO Sun Aug 16 1987, 3:33 AM CDT Att: 43,759 - Unknown			
Terry Pendleton, S (1,5) OBP: 0.380, SLG: 0.432	0-0 3-1		0-0 S		0-0 F8		0-0 4-3		0-0 2-3	4	0	1	1	0	0	3				
Tom Herr, S (1,4) OBP: 0.365, SLG: 0.365	0-0 6-3		0-0 L6		0-0 4-3		0-0 G3			3	0	0	0	0	0	1				
Rod Boeker, L (8,4) OBP: 0.362, SLG: 0.357										1	0	0	0	0	0	1				
Pat Perry, L (9, 1) OBP: 0.143, SLG: 0.143										0	0	0	0	0	0	0				
Todd Worrell, R (9, 1) OBP: 0.167, SLG: 0.167										0	0	0	0	0	0	0				
Jack Clark, R (1,3) OBP: 0.463, SLG: 0.626	0-0 HR			0-0 F3		0-0 F7		0-0 HR		4	2	2	2	0	0	0				
Willie McGee, S (1,8) OBP: 0.315, SLG: 0.433	0-0 L5		0-3 K		0-0 L7			0-0 1-3		4	0	0	0	0	1	0				
Jim Lindeman, R (1,9) OBP: 0.254, SLG: 0.395		0-0 L7		0-3 K		0-0 L6		0-3 K		4	0	0	0	0	2	0				
José Oquendo, S (1,6) OBP: 0.430, SLG: 0.371		0-0 L7			0-0 SH1-3		0-0 6-3		0-0 S	4	0	2	0	0	0	0				
Steve Lake, R (1,2) OBP: 0.299, SLG: 0.357		0-0 F3			0-0 F4		0-3 K		0-0 L8	3	0	0	0	0	1	1				
John Morris, L (9, PH) OBP: 0.323, SLG: 0.467									1-2	1	0	0	0	0	0	1				
John Tudor, L (1, 1) OBP: 0.214, SLG: 0.214			0-0 P6		0-0 SH1-3			0-0 4-3		1	0	0	0	0	0	0				
Bill Dawley, R (7, 1) OBP: 0.286, SLG: 0.167										0	0	0	0	0	0	0				
Ricky Horton, L (8, 1) OBP: 0.222, SLG: 0.231										0	0	0	0	0	0	0				
Ozzie Smith, S (8, PH) OBP: 0.389, SLG: 0.367										1	0	1	0	0	0	0				
<b>Inning Stats</b>	R: 2 E: 0 K: 0 S: 5	H: 2 LOB: 0 BB: 0 P: 5	R: 0 E: 0 K: 0 S: 3	H: 0 LOB: 0 BB: 0 P: 3	R: 0 E: 0 K: 2 S: 7	H: 1 LOB: 1 BB: 0 P: 4	R: 0 E: 0 K: 2 S: 7	H: 0 LOB: 0 BB: 0 P: 7	R: 0 E: 0 K: 0 S: 3	H: 0 LOB: 0 BB: 0 P: 3	R: 0 E: 0 K: 1 S: 5	H: 0 LOB: 0 BB: 0 P: 5	R: 0 E: 0 K: 1 S: 6	H: 0 LOB: 1 BB: 0 P: 6	R: 1 E: 0 K: 1 S: 7	H: 2 LOB: 1 BB: 0 P: 7	1B: 5 2B: 0 3B: 0 HR: 2	SF: 0 SAC: 1 DP: 0 HBP: 0	WP: 0 PB: 0 SB: 5 CS: 0	PA: 35
<b>PITCHER</b>	IP WLS BF H R ER SO BB IBB HBP BLK WP HR S P ERA WHIP																			
Shane Rawley, L (1, 1) ERA: 3.95	6.0 W 23 4 2 2 2 1 0 0 0 0 0 1 26 30 3.00 0.833																			
Kent Tekulve, R (7, 1) ERA: 3.24	1.0 3 0 0 0 1 0 0 0 0 0 0 0 5 5 0.00 0.000																			
Steve Bedrosian, R (8, 1) ERA: 2.72	2.0 S 9 3 1 1 2 0 0 0 0 0 0 1 13 13 4.50 1.500																			







Batter	1	2	3	4	5	6	7	8	9	AB	R	H	RBI	BB	SO	LOB	TOP					
Stan Jefferson, S OBP: 0.325, SLG: 0.376 (1, 8)										5	0	2	0	0	2	3	<b>San Diego Padres @ Philadelphia Phillies</b> Veterans Stadium, Philadelphia, PA Wed Aug 19 1987, 7:05 PM EDT Att: 30,595 - Unknown					
Tony Gwynn, L OBP: 0.438, SLG: 0.519 (1, 9)										5	1	1	0	0	0	3						
Camelo Martinez, R OBP: 0.371, SLG: 0.419 (1, 7)										4	1	2	0	0	0	0						
John Kruk, L OBP: 0.430, SLG: 0.521 (1, 3)										4	0	1	0	0	0	3						
Bento Santiago, R OBP: 0.309, SLG: 0.436 (1, 2)										4	1	2	1	0	0	1						
Chris Brown, R OBP: 0.281, SLG: 0.362 (1, 5)										4	0	1	1	0	0	2						
Garry Templeton, S OBP: 0.291, SLG: 0.305 (1, 6)										4	2	2	1	0	0	1						
Randy Ready, R OBP: 0.412, SLG: 0.449 Tim Flannery, L OBP: 0.348, SLG: 0.283 (9, PH)										3	0	1	1	0	1	1						
Mark Grant, R Greg Booker, R Shane Mack, R Storm Davis, R Bruce Bochy, R Keith Comstock, L Luis Salazar, R (1, 1) (5, 1) (6, PH) (6, 1) (7, PH) (7, 1) (9, PH)										0	0	0	0	1	0	0						
<b>Inning Stats</b>	R: 0 E: 0 K: 0 S: 3	H: 1 LOB: 0 BB: 0 P: 3	R: 0 E: 0 K: 0 S: 3	H: 0 LOB: 0 BB: 0 P: 3	R: 0 E: 0 K: 1 S: 5	H: 1 LOB: 1 BB: 1 P: 9	R: 0 E: 0 K: 0 S: 4	H: 1 LOB: 1 BB: 0 P: 4	R: 0 E: 0 K: 0 S: 3	H: 0 LOB: 0 BB: 0 P: 3	R: 0 E: 0 K: 0 S: 3	H: 1 LOB: 0 BB: 0 P: 3	R: 3 E: 0 K: 0 S: 7	H: 4 LOB: 1 BB: 0 P: 7	R: 1 E: 0 K: 1 S: 8	H: 3 LOB: 2 BB: 0 P: 8		R: 1 E: 0 K: 1 S: 7	H: 2 LOB: 1 BB: 0 P: 7	1B: 10 2B: 3 3B: 0 HR: 0	SF: 0 SAC: 0 DP: 3 HBP: 0	WP: 0 PB: 0 SB: 1 CS: 0
<b>PITCHER</b>	IP WLS BF	H R ER SO	BB IBB HBP BLK	WP HR S P	ERA WHIP	<b>PITCHER</b>	IP WLS BF	H R ER SO	BB IBB HBP BLK	WP HR S P	ERA WHIP											
Bruce Ruffin, L ERA: 4.22 (1, 1)	7.2 W 31	10 4 4 2	1 0 0 0	0 0 34 38	4.70 1.435	Kent Tekulve, R ERA: 3.3 (8, 1)	0.1 S 3	2 1 1 0	0 0 0 0	0 0 3 3	27.00 6.000											
Jeff Calhoun, L ERA: 1.77 (9, 1)	1.0 S 4	1 0 0 1	0 0 0 0	0 0 6 6	0.00 1.000																	

Batter	1	2	3	4	5	6	7	8	9	AB	R	H	RBI	BB	SO	LOB	BOTTOM			
Juan Samuel, R OBP: 0.350, SLG: 0.515 (1, 4)										4	3	3	0	0	0	0	<b>San Diego Padres @ Philadelphia Phillies</b> Veterans Stadium, Philadelphia, PA Wed Aug 19 1987, 7:05 PM EDT Att: 30,595 - Unknown			
Milt Thompson, L OBP: 0.366, SLG: 0.468 (1, 8)										4	1	1	1	0	1	2				
Chris James, R OBP: 0.365, SLG: 0.601 (1, 7)										4	1	1	2	0	2	3				
Mike Schmidt, R OBP: 0.401, SLG: 0.558 (1, 5)										4	1	2	3	0	0	1				
Von Hayes, L OBP: 0.436, SLG: 0.539 (1, 3)										3	0	0	0	1	1	1				
Glenn Wilson, R OBP: 0.311, SLG: 0.397 (1, 9)										4	0	0	0	0	1	3				
Lance Parrish, R OBP: 0.298, SLG: 0.389 (1, 2)										3	0	1	0	0	0	0				
Steve Jeltz, S OBP: 0.307, SLG: 0.276 (1, 6)										3	0	0	0	0	0	2				
Bruce Ruffin, S OBP: 0.054, SLG: 0.071 Kent Tekulve, R Jeff Calhoun, L (1, 1) (8, 1) (9, 1)										3	0	0	0	0	1	0				
<b>Inning Stats</b>	R: 1 E: 0 K: 2 S: 9	H: 2 LOB: 2 BB: 1 P: 13	R: 0 E: 0 K: 1 S: 5	H: 0 LOB: 0 BB: 0 P: 5	R: 3 E: 1 K: 1 S: 8	H: 2 LOB: 0 BB: 0 P: 8	R: 0 E: 0 K: 0 S: 3	H: 0 LOB: 0 BB: 0 P: 3	R: 2 E: 0 K: 1 S: 7	H: 2 LOB: 0 BB: 0 P: 7	R: 0 E: 0 K: 0 S: 3	H: 1 LOB: 1 BB: 0 P: 3	R: 0 E: 0 K: 1 S: 6	H: 1 LOB: 1 BB: 0 P: 6	R: 0 E: 0 K: 1 S: 6	H: 1 LOB: 1 BB: 0 P: 6		1B: 4 2B: 1 3B: 1 HR: 2	SF: 0 SAC: 0 DP: 2 HBP: 0	WP: 1 PB: 0 SB: 2 CS: 0
<b>PITCHER</b>	IP WLS BF	H R ER SO	BB IBB HBP BLK	WP HR S P	ERA WHIP	<b>PITCHER</b>	IP WLS BF	H R ER SO	BB IBB HBP BLK	WP HR S P	ERA WHIP									
Mark Grant, R ERA: 4.81 Greg Booker, R Storm Davis, R Keith Comstock, L (1, 1) (5, 1) (6, 1) (7, 1)	4.1 L 21	6 6 5 5	1 0 0 0	0 0 2 2	0.00 0.000	Mark Grant, R ERA: 3.11 (1, 1)	2.0 L 7	1 0 0 1	0 0 0 0	1 0 9 9	0.00 0.500									



Batter	1	2	3	4	5	6	7	8	9	AB	R	H	RBI	BB	SO	LOB	TOP			
Stan Jefferson, S OBP: 0.326, SLG: 0.377 (1, 8)										5	1	2	0	0	0	2				
Tony Gwynn, L OBP: 0.439, SLG: 0.518 (1, 9)										3	0	1	0	1	0	1				
Camelto Martinez, R OBP: 0.370, SLG: 0.415 (1, 7)										3	0	0	0	1	0	2				
John Kruk, L OBP: 0.428, SLG: 0.517 (1, 3)										3	1	0	0	1	2	2				
Benito Santiago, R OBP: 0.316, SLG: 0.443 Keith Comstock, L (8, 1)										3	0	3	1	1	0	0				
Chris Brown, R OBP: 0.283, SLG: 0.362 Luis Salazar, R OBP: 0.331, SLG: 0.373 (3, 5)										0	0	0	0	0	0	0				
Garry Templeton, S OBP: 0.288, SLG: 0.301 (1, 6)										4	0	0	1	0	1	4				
Tim Flannery, L OBP: 0.347, SLG: 0.287 (1, 4)										4	0	1	0	0	2	1				
Eric Show, R OBP: 0.056, SLG: 0.075 Shane Mack, R OBP: 0.299, SLG: 0.398 Storm Davis, R OBP: 0.063, SLG: 0.063 Bruce Bochy, R OBP: 0.267, SLG: 0.270 (8, 2)										2	0	0	0	0	1	1				
<b>Inning Stats</b>	R: 1 E: 0 K: 1 S: 7	H: 2 LOB: 3 BB: 1 P: 12	R: 0 E: 0 K: 2 S: 7	H: 1 LOB: 0 BB: 0 P: 7	R: 0 E: 0 K: 1 S: 5	H: 1 LOB: 0 BB: 0 P: 5	R: 0 E: 0 K: 1 S: 5	H: 1 LOB: 0 BB: 0 P: 5	R: 0 E: 0 K: 0 S: 6	H: 1 LOB: 1 BB: 1 P: 10	R: 0 E: 0 K: 0 S: 3	H: 0 LOB: 0 BB: 0 P: 3	R: 0 E: 0 K: 0 S: 3	H: 0 LOB: 1 BB: 0 P: 7	R: 0 E: 0 K: 0 S: 4	H: 1 LOB: 1 BB: 0 P: 4	1B: 5 2B: 3 3B: 0 HR: 0	SF: 0 SAC: 0 DP: 0 HBP: 1	WP: 0 PB: 0 SB: 2 CS: 1	PA: 38
<b>PITCHER</b>	IP WLS BF H R ER SO BB IBB HBP BLK WP HR S P ERA WHIP	IP WLS BF H R ER SO BB IBB HBP BLK WP HR S P ERA WHIP																		
Freddie Toliver, R ERA: 6.08 (1, 1)	6.0 W 26 7 2 2 6 3 0 1 0 0 0 0 34 47 3.00 1.667	3.0 S 11 1 0 0 0 1 0 0 0 0 0 0 10 14 0.00 0.667																		
Wally Ritchie, L ERA: 4.04 (7, 1)																				

San Diego Padres @ Philadelphia Phillies  
Veterans Stadium, Philadelphia, PA  
Thu Aug 20 1987, 7:05 PM EDT  
Att: 23,446 - Unknown

AB 32  
R 2  
H 8  
RBI 2  
BB 4  
SO 6  
LOB 17

Batter	1	2	3	4	5	6	7	8	9	AB	R	H	RBI	BB	SO	LOB	BOTTOM			
Juan Samuel, R OBP: 0.352, SLG: 0.520 (1, 4)										5	1	3	3	0	0	1				
Jeff Stone, L OBP: 0.356, SLG: 0.387 Wally Ritchie, L OBP: 0.333, SLG: 0.333 (7, 1)										4	2	2	0	0	0	1				
Milt Thompson, L OBP: 0.366, SLG: 0.467 (1, 8)										5	0	2	2	0	0	1				
Mike Schmidt, R OBP: 0.402, SLG: 0.560 Greg Jelks, R (8, 5)										4	1	2	1	0	0	2				
Von Hayes, L OBP: 0.436, SLG: 0.535 (1, 3)										3	1	0	0	2	0	1				
Chris James, R OBP: 0.387, SLG: 0.611 (7, 7)										4	2	2	1	0	1	4				
Lance Parrish, R OBP: 0.306, SLG: 0.397 (1, 2)										3	2	3	2	1	0	0				
Steve Jeltz, S OBP: 0.308, SLG: 0.277 (1, 6)										3	1	1	1	0	0	2				
Freddie Toliver, R (1, 1)										1	0	0	0	0	0	1				
Ron Roenicke, S OBP: 0.306, SLG: 0.283 Glenn Wilson, R OBP: 0.312, SLG: 0.397 (6, PH)										1	0	0	0	0	0	2				
<b>Inning Stats</b>	R: 0 E: 0 K: 0 S: 4	H: 1 LOB: 1 BB: 0 P: 4	R: 1 E: 0 K: 0 S: 5	H: 2 LOB: 1 BB: 0 P: 5	R: 2 E: 0 K: 0 S: 5	H: 3 LOB: 1 BB: 1 P: 9	R: 0 E: 0 K: 0 S: 4	H: 1 LOB: 1 BB: 0 P: 4	R: 1 E: 0 K: 0 S: 4	H: 2 LOB: 0 BB: 0 P: 4	R: 2 E: 0 K: 0 S: 5	H: 2 LOB: 1 BB: 1 P: 9	R: 4 E: 1 K: 1 S: 9	H: 4 LOB: 2 BB: 2 P: 17	R: 0 E: 0 K: 0 S: 3	H: 0 LOB: 0 BB: 0 P: 3	1B: 10 2B: 6 3B: 0 HR: 1	SF: 0 SAC: 2 DP: 2 HBP: 0	WP: 0 PB: 0 SB: 0 CS: 0	PA: 41
<b>PITCHER</b>	IP WLS BF H R ER SO BB IBB HBP BLK WP HR S P ERA WHIP	IP WLS BF H R ER SO BB IBB HBP BLK WP HR S P ERA WHIP																		
Eric Show, R ERA: 4.35 (1, 1)	6.0 L 29 11 6 6 0 1 1 0 0 0 0 0 9 17 9.00 5.000	1.0 9 4 4 4 1 1 1 0 0 0 0 0 0 9 17 36.00 5.000																		
Storm Davis, R ERA: 6.34 (7, 1)																				
Keith Comstock, L ERA: 3.04 (8, 1)																				

San Diego Padres @ Philadelphia Phillies  
Veterans Stadium, Philadelphia, PA  
Thu Aug 20 1987, 7:05 PM EDT  
Att: 23,446 - Unknown

AB 35  
R 10  
H 15  
RBI 10  
BB 4  
SO 1  
LOB 17



Batter	1	2	3	4	5	6	7	8	9	10	11	AB	R	H	RBI	BB	SO	LOB	TOP			
Steve Sax, R OBP: 0.318, SLG: 0.348 (1, 4)	L8		G6-3		F9					4-3		5	0	1	0	0	0	3				
Danny Heep, L OBP: 0.197, SLG: 0.193 (1, 7)	4-3		L9			3-1		P6			E4	4	0	0	0	0	0	1				
Chris Gwynn, L OBP: 0.267, SLG: 0.267 (11, PH)											FC5-4	1	0	0	0	0	0	0				
Matt Young, L (11, 1)												0	0	0	0	0	0	0				
Pedro Guerrero, R OBP: 0.399, SLG: 0.540 (1, 3)	F9			5-3		6-3		F8			FC5-4	5	0	0	0	0	2					
John Shelby, S OBP: 0.288, SLG: 0.453 (1, 8)		WP FC5-4						K			G4-6-3	5	1	3	0	0	1					
Mike Scioscia, L OBP: 0.352, SLG: 0.389 (1, 2)												4	0	0	0	0	3					
Ken Landreaux, L OBP: 0.297, SLG: 0.359 (1, 9)												3	0	0	0	1	0					
Tracy Woodson, R OBP: 0.290, SLG: 0.339 (1, 5)												4	0	0	1	0	1					
Craig Shipley, R OBP: 0.294, SLG: 0.353 (1, 6)												4	0	2	0	0	1					
Bob Welch, R OBP: 0.230, SLG: 0.156 (1, 1)												1	0	0	2	0	1					
Tito Landrum, R OBP: 0.297, SLG: 0.244 (8, 7)												1	0	0	0	0	0					
<b>Inning Stats</b>	R: 0 E: 0 K: 0 S: 3	H: 0 LOB: 0 BB: 0 P: 3	R: 1 E: 0 K: 1 S: 6	H: 1 LOB: 1 BB: 1 P: 10	R: 0 E: 0 K: 0 S: 2	H: 0 LOB: 0 BB: 1 P: 6	R: 0 E: 0 K: 0 S: 3	H: 1 LOB: 0 BB: 0 P: 3	R: 0 E: 0 K: 0 S: 4	H: 1 LOB: 1 BB: 0 P: 4	R: 0 E: 0 K: 1 S: 6	H: 0 LOB: 0 BB: 0 P: 3	R: 0 E: 1 K: 0 S: 3	H: 0 LOB: 0 BB: 0 P: 3	R: 0 E: 0 K: 0 S: 3	H: 0 LOB: 0 BB: 0 P: 3	R: 0 E: 1 K: 0 S: 3	H: 0 LOB: 0 BB: 0 P: 3	1B: 4 2B: 2 3B: 0 HR: 0	SF: 0 SAC: 0 DP: 2 HBP: 0	WP: 1 PB: 0 SB: 0 CS: 1	PA: 40
<b>PITCHER</b>	IP ERA WLS BF H R ER SO BB IBB HBP BLK WP HR S P ERA WHIP	Kevin Gross, R ERA: 4.44 (1, 1)	Jeff Calhoun, L ERA: 1.69 (9, 1)	Kent Tekulve, R ERA: 3.22 (10, 1)																		

Los Angeles Dodgers @ Philadelphia Phillies  
Veterans Stadium, Philadelphia, PA  
Fri Aug 21 1987, 7:05 PM EDT  
Unknown

AB 37  
R 1  
H 6  
RBI 1  
BB 3  
SO 3  
LOB 14



Batter	1	2	3	4	5	6	7	8	9	10	11	AB	R	H	RBI	BB	SO	LOB	BOTTOM					
Juan Samuel, R OBP: 0.354, SLG: 0.520 (1, 4)	3-1 S BB		K	FC4-6 BB		6-3					K	4	0	1	0	2	2	2						
Milt Thompson, L OBP: 0.371, SLG: 0.470 (1, 8)	B5											6	0	4	1	0	0	4						
Von Hayes, L OBP: 0.435, SLG: 0.531 (1, 3)	3-1											3	0	0	0	2	0	2						
Mike Schmidt, R OBP: 0.402, SLG: 0.561 (1, 5)	F9											5	0	2	1	0	0	5						
Chris James, R OBP: 0.384, SLG: 0.603 (1, 7)												5	0	1	0	0	2	7						
Kent Tekulve, R (10, 1)												0	0	0	0	0	0	0						
Glenn Wilson, R OBP: 0.311, SLG: 0.393 (1, 9)	F7											4	0	0	0	1	1	4						
Darren Daulton, L OBP: 0.292, SLG: 0.325 (1, 2)	K											5	0	1	0	0	1	2						
Steve Jeltz, S OBP: 0.301, SLG: 0.270 (1, 6)	5-3											5	0	0	0	0	0	3						
Kevin Gross, R ERA: 3.19 (1, 1)												3	1	2	0	0	0	2						
Jeff Stone, L OBP: 0.353, SLG: 0.383 (8, PH)												1	0	0	0	0	0	0						
Jeff Calhoun, L (9, 1)												0	0	0	0	0	0	0						
Ron Roenicke, S OBP: 0.315, SLG: 0.295 (10, 7)												1	1	1	0	0	0	0						
<b>Inning Stats</b>	R: 0 E: 0 K: 0 S: 3	H: 0 LOB: 1 BB: 1 P: 7	R: 0 E: 0 K: 1 S: 6	H: 1 LOB: 1 BB: 0 P: 6	R: 1 E: 0 K: 1 S: 7	H: 2 LOB: 2 BB: 1 P: 11	R: 0 E: 0 K: 0 S: 4	H: 1 LOB: 3 BB: 2 P: 12	R: 0 E: 0 K: 1 S: 6	H: 1 LOB: 2 BB: 0 P: 6	R: 0 E: 0 K: 0 S: 4	H: 1 LOB: 2 BB: 1 P: 10	R: 0 E: 0 K: 0 S: 3	H: 0 LOB: 0 BB: 0 P: 3	R: 0 E: 0 K: 2 S: 9	H: 2 LOB: 2 BB: 0 P: 9	R: 0 E: 1 K: 0 S: 3	H: 0 LOB: 0 BB: 0 P: 3	R: 1 E: 0 K: 0 S: 3	H: 3 LOB: 2 BB: 0 P: 3	1B: 9 2B: 4 3B: 0 HR: 0	SF: 0 SAC: 0 DP: 1 HBP: 0	WP: 0 PB: 0 SB: 2 CS: 0	PA: 47
<b>PITCHER</b>	IP ERA WLS BF H R ER SO BB IBB HBP BLK WP HR S P ERA WHIP	Bob Welch, R ERA: 3.19 (1, 1)	Tim Crews, R ERA: 0.56 (8, 1)	Matt Young, L ERA: 4.24 (11, 1)																				

Los Angeles Dodgers @ Philadelphia Phillies  
Veterans Stadium, Philadelphia, PA  
Fri Aug 21 1987, 7:05 PM EDT  
Unknown

AB 42  
R 2  
H 12  
RBI 2  
BB 5  
SO 6  
LOB 31





Batter	1	2	3	4	5	6	7	8	9	AB	R	H	RBI	BB	SO	LOB	TOP					
Steve Sax, R OBP: 0.315, SLG: 0.344	5-3	FC5-2		F7		F8		L7		5	0	0	0	0	0	5						
Glenn Hoffman, R OBP: 0.292, SLG: 0.267	K	L8			L7		F7			5	0	1	0	0	1	2						
Pedro Guerrero, R OBP: 0.401, SLG: 0.542							6-3		5-3	4	1	2	0	1	0	1						
John Shelby, S OBP: 0.290, SLG: 0.455	4-3				5-3				F8	5	0	2	0	0	0	3						
Alex Trevino, R OBP: 0.298, SLG: 0.395		K		F8					F8	3	0	0	0	0	1	3						
Mike Scioscia, L OBP: 0.351, SLG: 0.388					HBP		5-3		F8	1	0	0	0	0	0	1						
Tracy Woodson, R OBP: 0.289, SLG: 0.333		1B		SF8		F6			F6	2	1	0	1	0	0	2						
Tito Landrum, R OBP: 0.305, SLG: 0.267						F9				4	1	2	0	0	1	1						
Phil Garner, R OBP: 0.275, SLG: 0.303					F9		F7		6-3	4	0	1	0	0	0	1						
Tim Leary, R OBP: 0.368, SLG: 0.421					5-3					3	0	1	2	0	0	0						
Alejandro Pena, R OBP: 0.063, SLG: 0.083						E6				0	0	0	0	0	0	0						
Mickey Hatcher, R OBP: 0.354, SLG: 0.472										0	0	0	0	1	0	0						
Bob Welch, R OBP: 0.206, SLG: 0.156										0	0	0	0	0	0	0						
Brian Holton, R OBP: 0.200, SLG: 0.200										0	0	0	0	0	0	0						
<b>Inning Stats</b>	R: 0 E: 0 K: 1 S: 6	H: 1 LOB: 1 BB: 0 P: 6	R: 2 E: 0 K: 1 S: 8	H: 3 LOB: 2 BB: 0 P: 9	R: 1 E: 0 K: 1 S: 6	H: 1 LOB: 1 BB: 1 P: 10	R: 0 E: 0 K: 0 S: 3	H: 0 LOB: 0 BB: 0 P: 3	R: 0 E: 0 K: 0 S: 4	H: 1 LOB: 2 BB: 0 P: 5	R: 0 E: 1 K: 0 S: 4	H: 0 LOB: 1 BB: 0 P: 4	R: 0 E: 0 K: 0 S: 4	H: 1 LOB: 1 BB: 0 P: 4	R: 0 E: 0 K: 0 S: 4	H: 1 LOB: 2 BB: 0 P: 8	R: 0 E: 0 K: 0 S: 4	H: 1 LOB: 1 BB: 0 P: 4	1B: 4 2B: 5 3B: 0 HR: 0	SF: 1 SAC: 0 DP: 0 HBP: 2	WP: 0 PB: 0 SB: 0 CS: 0	PA: 41
<b>PITCHER</b>	IP WLS BF H R ER SO BB IBB HBP BLK WP HR S P ERA WHIP																					
Shane Rawley, L ERA: 3.92	(1, 1) 8.0 W 38 9 3 3 3 2 0 0 2 0 0 0 0 3 3 3.38 1.375																					
Kent Tekulve, R ERA: 3.18	(9, 1) 1.0 3 0 0 0 0 0 0 0 0 0 0 0 0 3 3 0.00 0.000																					

Los Angeles Dodgers @ Philadelphia Phillies  
Veterans Stadium, Philadelphia, PA  
Fri Aug 21 1987, 7:05 PM EDT  
Att: 48,656 - Unknown

AB 36  
R 3  
H 9  
RBI 3  
BB 2  
SO 3  
LOB 19



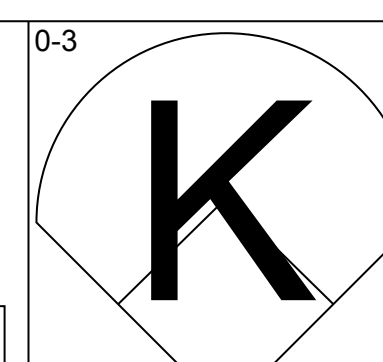
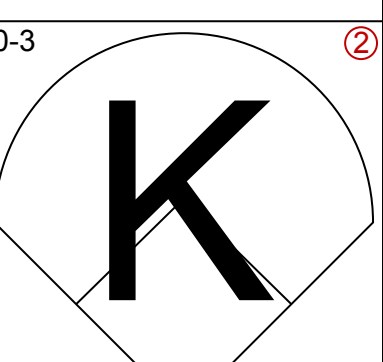
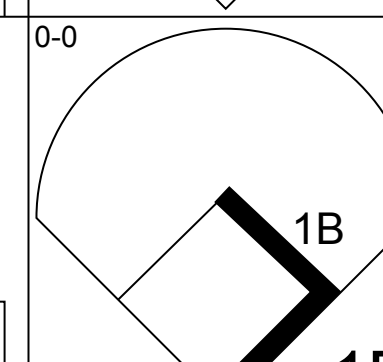
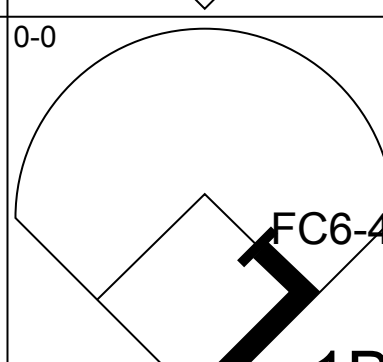
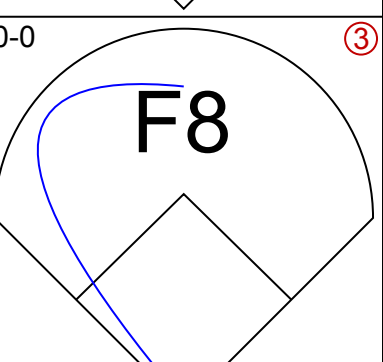
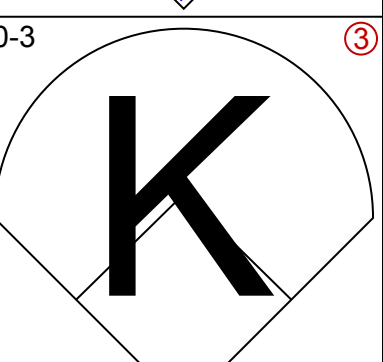
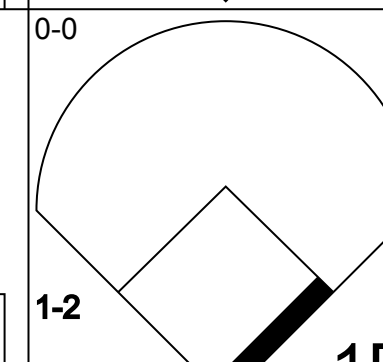
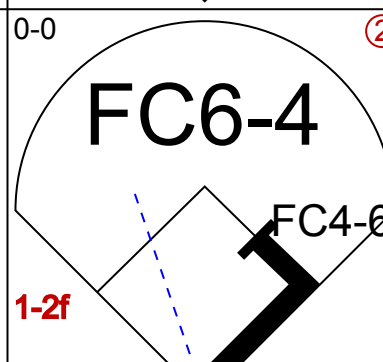
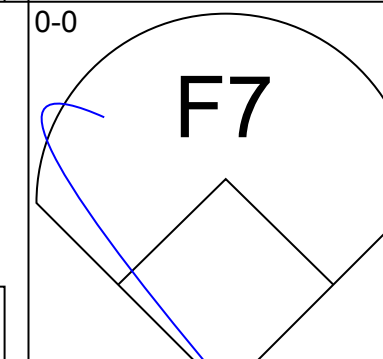
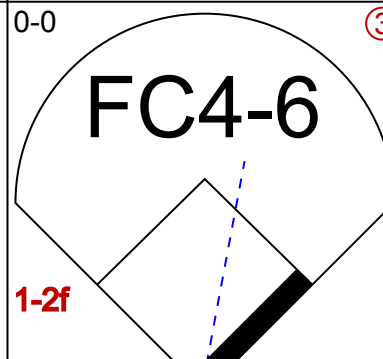
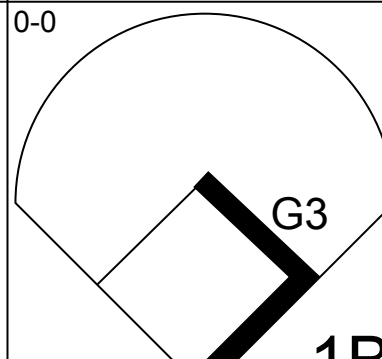
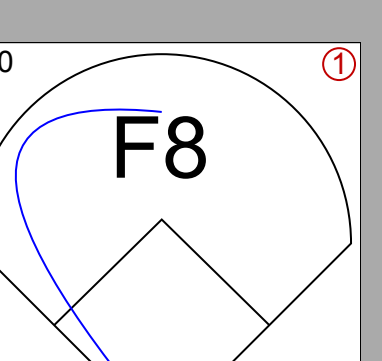
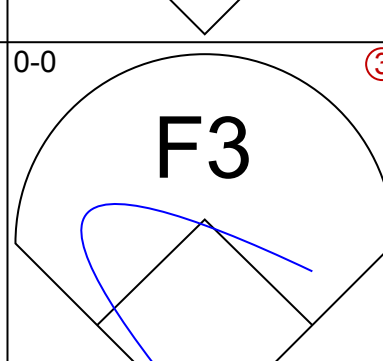
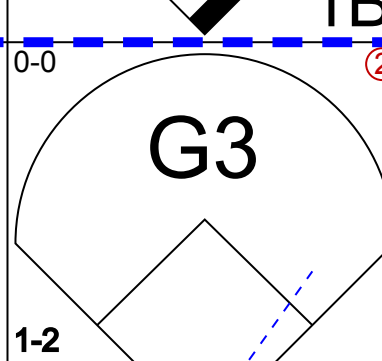
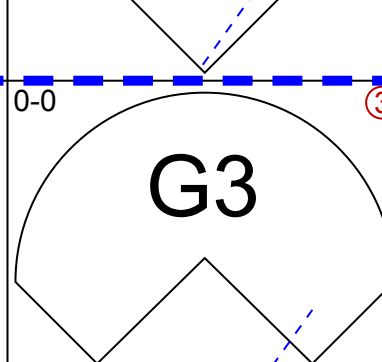
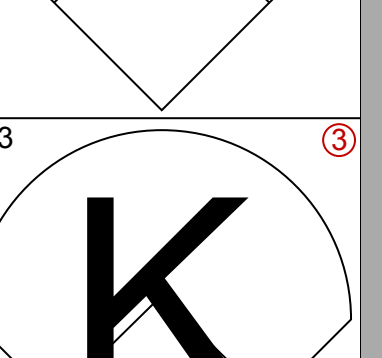
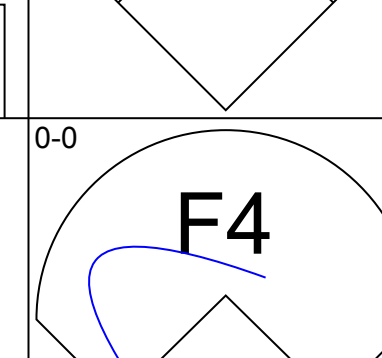

Batter	1	2	3	4	5	6	7	8	9	AB	R	H	RBI	BB	SO	LOB	BOTTOM			
Juan Samuel, R OBP: 0.353, SLG: 0.516	K	F9		1-3		FC5-4				5	1	1	2	0	1	3				
Milt Thompson, L OBP: 0.373, SLG: 0.474					6-3					5	1	3	2	0	0	0				
Chris James, R OBP: 0.368, SLG: 0.602										4	1	2	0	1	2	1				
Mike Schmidt, R OBP: 0.402, SLG: 0.561										5	0	2	1	0	1	4				
Von Hayes, L OBP: 0.441, SLG: 0.533										2	1	2	1	3	0	0				
Lance Parrish, R OBP: 0.304, SLG: 0.397	K					FC6-4				5	1	1	1	0	2	8				
Glenn Wilson, R OBP: 0.311, SLG: 0.392	F9				L8					4	0	1	0	0	1	3				
Steve Jeltz, S OBP: 0.309, SLG: 0.276										3	2	2	0	1	0	0				
Shane Rawley, R OBP: 0.182, SLG: 0.215										2	0	0	0	0	1	2				
Kent Tekulve, R ERA: 3.86										0	0	0	0	0	0	0				
<b>Inning Stats</b>	R: 2 E: 0 K: 2 S: 10	H: 3 LOB: 2 BB: 1 P: 14	R: 0 E: 0 K: 1 S: 5	H: 0 LOB: 0 BB: 0 P: 5	R: 0 E: 0 K: 1 S: 6	H: 1 LOB: 2 BB: 1 P: 10	R: 0 E: 0 K: 0 S: 4	H: 1 LOB: 1 BB: 0 P: 4	R: 0 E: 0 K: 0 S: 5	H: 2 LOB: 2 BB: 0 P: 5	R: 2 E: 0 K: 0 S: 7	H: 4 LOB: 2 BB: 0 P: 7	R: 3 E: 0 K: 1 S: 6	H: 2 LOB: 0 BB: 2 P: 14	R: 0 E: 0 K: 3 S: 10	H: 1 LOB: 2 BB: 1 P: 14	1B: 11 2B: 3 3B: 0 HR: 0	SF: 0 SAC: 2 DP: 0 HBP: 0	WP: 0 PB: 0 SB: 2 CS: 1	PA: 43
<b>PITCHER</b>	IP WLS BF H R ER SO BB IBB HBP BLK WP HR S P ERA WHIP																			
Tim Leary, R ERA: 5.09	(1, 1) 5.2 L 30 11 4 4 4 4 2 0 0 0 0 0 0 7 15 6.35 2.294																			
Alejandro Pena, R ERA: 4.66	(6, 1) 1.1 7 2 3 3 1 2 0 0 0 0 0 0 7 15 20.25 3.000																			
Brian Holton, R ERA: 3.86	(8, 1) 1.0 5 1 0 0 3 0 1 0 0 0 0 0 10 14 0.00 1.000																			

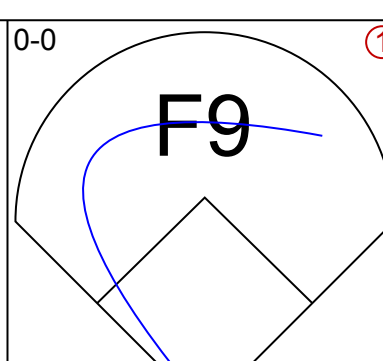
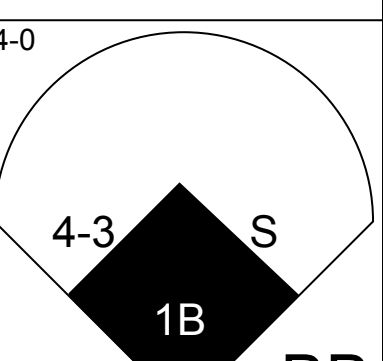
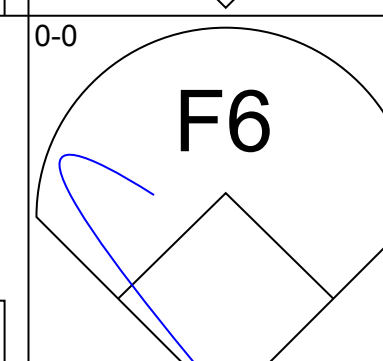
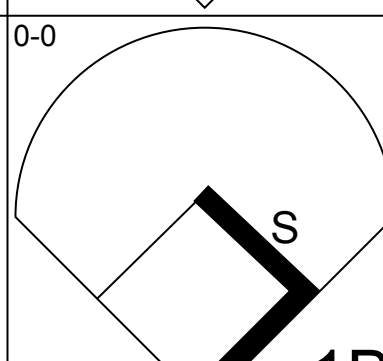
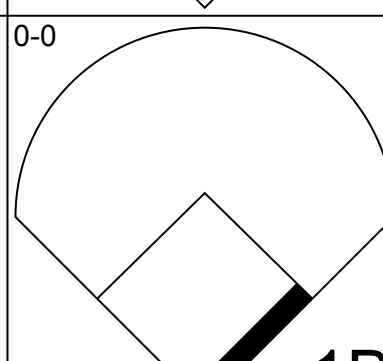
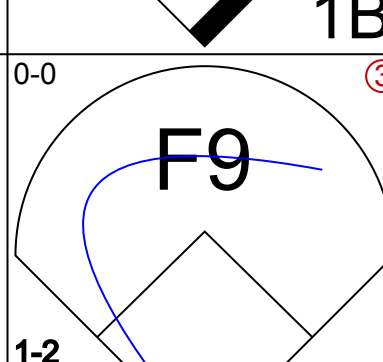
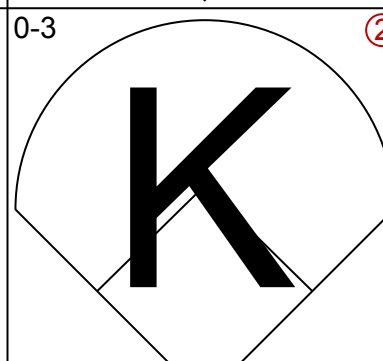
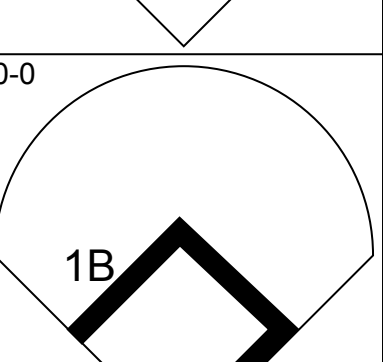
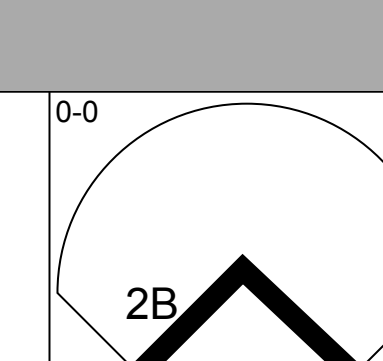
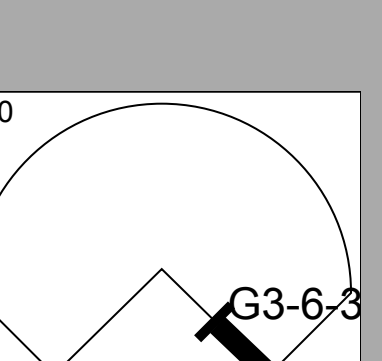
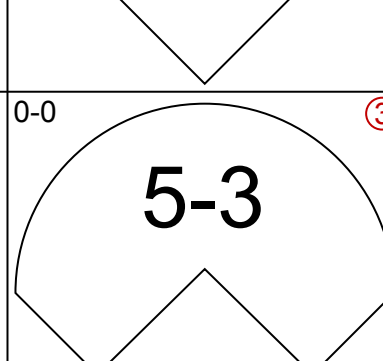
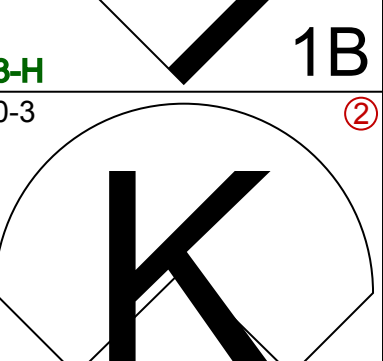
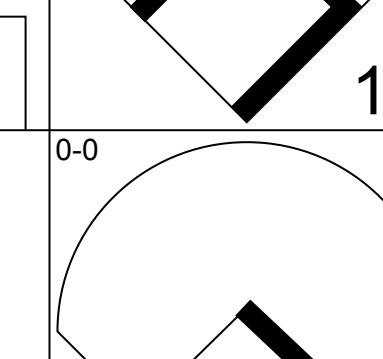
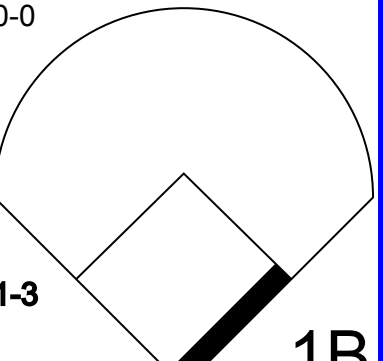
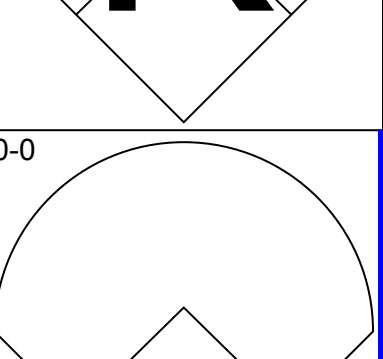
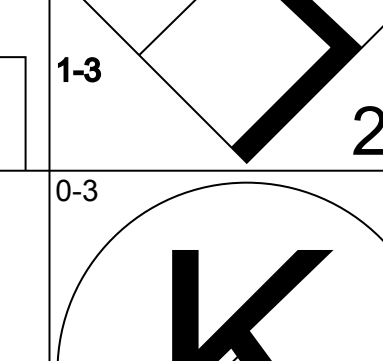
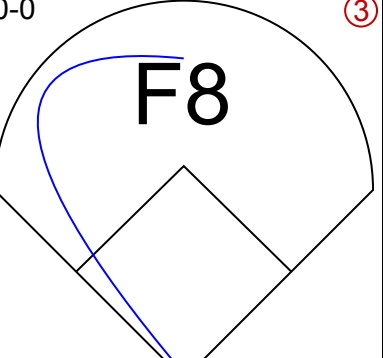
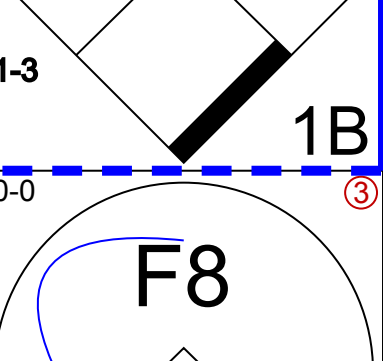

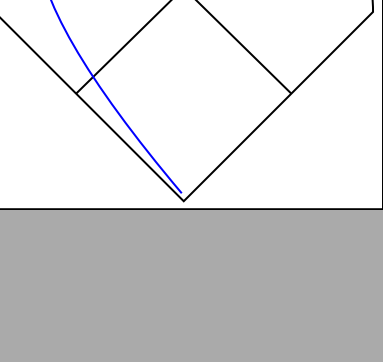
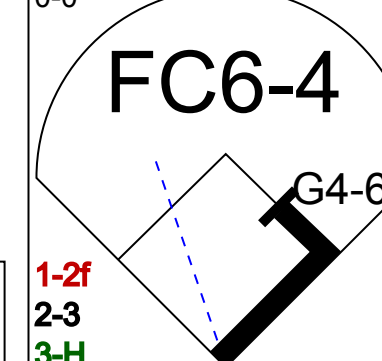
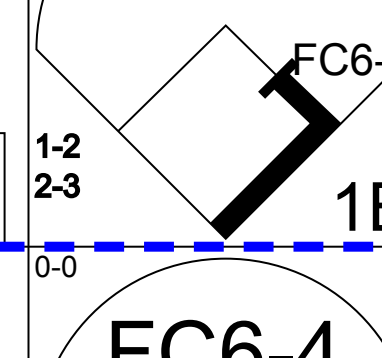
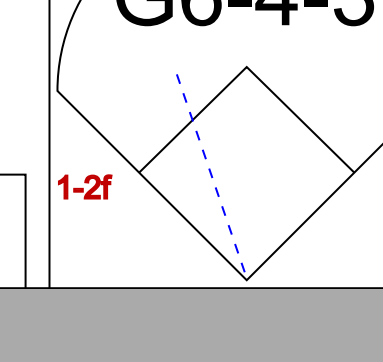
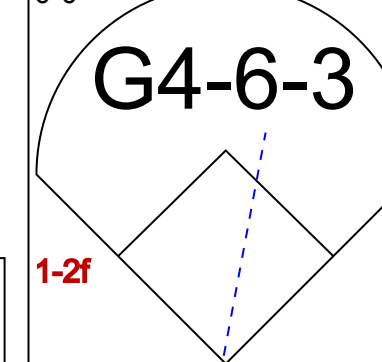
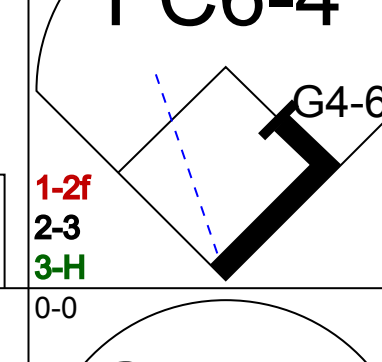
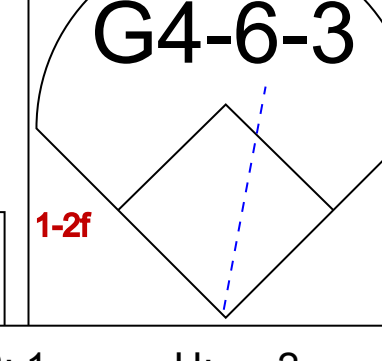
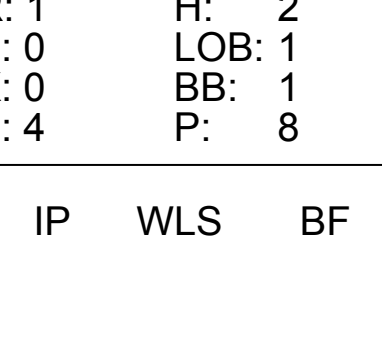

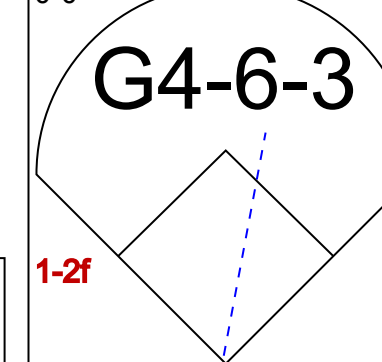
Los Angeles Dodgers @ Philadelphia Phillies  
Veterans Stadium, Philadelphia, PA  
Fri Aug 21 1987, 7:05 PM EDT  
Att: 48,656 - Unknown

AB 35  
R 7  
H 14  
RBI 7  
BB 5  
SO 8  
LOB 21





Batter	1	2	3	4	5	6	7	8	9	AB	R	H	RBI	BB	SO	LOB	TOP										
Steve Sax, R OBP: 0.312, SLG: 0.341 (1, 4)			4-3					F9		4	0	0	0	0	2	1	<b>Los Angeles Dodgers @ Philadelphia Phillies</b> Veterans Stadium, Philadelphia, PA Sat Aug 22 1987, 3:33 AM EDT Att: 27,160 - Unknown										
Danny Heep, L OBP: 0.215, SLG: 0.213 (1, 7)										4	0	2	0	0	1	1											
Pedro Guerrero, R OBP: 0.400, SLG: 0.539 (1, 3)			FC6-4				1-3		F7	4	0	1	0	0	0	1											
John Shelby, S OBP: 0.289, SLG: 0.452 (1, 8)			FC4-6				6-3			4	0	1	0	0	0	3											
Mike Scioscia, L OBP: 0.348, SLG: 0.384 Alex Trevino, R (9, PH) OBP: 0.296, SLG: 0.391 (1, 2)	3-1									3	0	0	0	0	0	2											
Ken Landreaux, L OBP: 0.282, SLG: 0.352 Mickey Hatcher, R (9, PH) OBP: 0.353, SLG: 0.470 (1, 9)		4-3			4-3			6-3		3	0	0	0	0	0	0											
Tracy Woodson, R OBP: 0.282, SLG: 0.325 (1, 5)		5-3						F4		3	0	0	0	0	1	0											
Glenn Hoffman, R OBP: 0.265, SLG: 0.270 Brian Holton, R OBP: 0.200, SLG: 0.200 (8, 1)								F4		3	0	1	0	0	0	0											
Rick Honeycutt, L OBP: 0.281, SLG: 0.267 Matt Young, L OBP: 0.294, SLG: 0.353 Chris Gwynn, L (8, PH) OBP: 0.250, SLG: 0.250 Phil Garner, R OBP: 0.275, SLG: 0.303 (1, 1)										2	0	1	0	0	0	1											
<b>Inning Stats</b>	R: 0 E: 0 K: 1 S: 7	H: 2 LOB: 2 BB: 0 P: 7	R: 0 E: 0 K: 0 S: 4	H: 1 LOB: 1 BB: 0 P: 4	R: 0 E: 0 K: 1 S: 4	H: 1 LOB: 1 BB: 0 P: 4	R: 0 E: 0 K: 1 S: 5	H: 0 LOB: 0 BB: 0 P: 5	R: 0 E: 0 K: 1 S: 6	H: 1 LOB: 1 BB: 0 P: 6	R: 0 E: 0 K: 0 S: 3	H: 0 LOB: 0 BB: 0 P: 3	R: 0 E: 0 K: 0 S: 3	H: 0 LOB: 0 BB: 0 P: 3	R: 0 E: 0 K: 2 S: 7	H: 0 LOB: 0 BB: 0 P: 7		R: 0 E: 0 K: 0 S: 4	H: 1 LOB: 1 BB: 0 P: 4	1B: 6 2B: 0 3B: 0 HR: 0	SF: 0 SAC: 0 DP: 0 HBP: 0	WP: 0 PB: 0 SB: 0 CS: 0	PA: 33				
<b>PITCHER</b>	IP	WLS	BF	H	R	ER	SO	BB	IBB	HBP	BLK	WP	HR	S	P	ERA	WHIP										
Mike Maddux, R ERA: 4.31 (1, 1)	7.0	W	26	5	0	0	3	0	0	0	0	0	0	32	32	0.00	0.714										
Michael Jackson, R ERA: 1.66 (8, 1)	1.1		5	1	0	0	2	0	0	0	0	0	0	9	9	0.00	0.750										
Jeff Calhoun, L ERA: 3.17 (9, 1)	0.1	S	1	0	0	0	0	0	0	0	0	0	0	1	1	0.00	0.000										
Kent Tekulve, R ERA: 3.17 (9, 1)	0.1	S	1	0	0	0	0	0	0	0	0	0	0	1	1	0.00	0.000										

Batter	1	2	3	4	5	6	7	8	9	AB	R	H	RBI	BB	SO	LOB	BOTTOM										
Juan Samuel, R OBP: 0.352, SLG: 0.513 (1, 4)	5-3		5-3							3	1	0	0	1	0	0	<b>Los Angeles Dodgers @ Philadelphia Phillies</b> Veterans Stadium, Philadelphia, PA Sat Aug 22 1987, 3:33 AM EDT Att: 27,160 - Unknown										
Milt Thompson, L OBP: 0.374, SLG: 0.474 (1, 8)								4-3		4	0	2	0	0	0	1											
Chris James, R OBP: 0.366, SLG: 0.596 (1, 7)	L8									4	0	1	1	0	1	2											
Mike Schmidt, R OBP: 0.403, SLG: 0.559 (1, 5)										3	0	1	0	1	1	2											
Von Hayes, L OBP: 0.443, SLG: 0.538 Kent Tekulve, R (9, 1)					G3-6-3					4	1	3	0	0	0	1											
Lance Parrish, R OBP: 0.304, SLG: 0.394 (1, 2)										0	0	0	0	0	0	0											
Glenn Wilson, R OBP: 0.313, SLG: 0.392 (1, 9)					5-3					3	0	0	0	1	1	4											
Luis Aguayo, R OBP: 0.279, SLG: 0.406 (1, 6)						5-3				2	0	1	0	1	0	0											
Mike Maddux, L OBP: 0.279, SLG: 0.406 (1, 6)										3	0	0	1	0	1	5											
Mike Maddux, L OBP: 0.279, SLG: 0.406 (1, 6)										2	0	0	0	0	1	0											
Ron Roenicke, S OBP: 0.311, SLG: 0.290 Michael Jackson, R OBP: 0.188, SLG: 0.133 Jeff Calhoun, L OBP: 0.250, SLG: 0.250 Greg Gross, L OBP: 0.400, SLG: 0.385 (7, PH)						1-3				1	0	0	0	0	0	2											
<b>Inning Stats</b>	R: 0 E: 0 K: 0 S: 3	H: 0 LOB: 0 BB: 0 P: 3	R: 0 E: 0 K: 1 S: 6	H: 2 LOB: 2 BB: 1 P: 10	R: 0 E: 0 K: 1 S: 6	H: 1 LOB: 1 BB: 0 P: 6	R: 0 E: 0 K: 0 S: 2	H: 0 LOB: 0 BB: 1 P: 6	R: 0 E: 0 K: 1 S: 5	H: 0 LOB: 0 BB: 0 P: 5	R: 0 E: 0 K: 1 S: 6	H: 1 LOB: 1 BB: 0 P: 6	R: 1 E: 0 K: 0 S: 4	H: 2 LOB: 1 BB: 1 P: 8	R: 1 E: 0 K: 1 S: 7	H: 2 LOB: 2 BB: 1 P: 11	1B: 7 2B: 1 3B: 0 HR: 0	SF: 0 SAC: 0 DP: 3 HBP: 0	WP: 0 PB: 0 SB: 2 CS: 0	PA: 33							
<b>PITCHER</b>	IP	WLS	BF	H	R	ER	SO	BB	IBB	HBP	BLK	WP	HR	S	P	ERA	WHIP										
Rick Honeycutt, L ERA: 4.59 (7, 1)	6.0	L	25	6	1	1	4	2	1	0	0	0	0	30	42	1.50	1.333										
Matt Young, L ERA: 4.27 (7, 1)	1.2		7	2	1	1	1	1	0	0	0	0	0	8	12	5.40	1.800										
Brian Holton, R ERA: 3.84 (8, 1)	0.1		1	0	0	0	0	0	0	0	0	0	0	1	1	0.00	0.000										



Batter	1	2	3	4	5	6	7	8	9	AB	R	H	RBI	BB	SO	LOB	TOP										
Steve Sax, R OBP: 0.311, SLG: 0.338 (1, 4)										4	0	0	0	1	0	4	Los Angeles Dodgers @ Philadelphia Phillies Veterans Stadium, Philadelphia, PA Sun Aug 23 1987, 3:33 AM EDT Att: 36,407 - Unknown										
Glenn Hoffman, R OBP: 0.260, SLG: 0.265 (1, 6)										5	1	1	0	0	1	2											
Tito Landrum, R OBP: 0.303, SLG: 0.267 (1, 9) (7, 7)										4	1	1	0	0	1	0											
John Shelby, S OBP: 0.293, SLG: 0.453 (1, 8)										4	1	2	0	1	2	2											
Mickey Hatcher, R OBP: 0.355, SLG: 0.472 Tracy Woodson, R OBP: 0.280, SLG: 0.322 (1, 3) (7, 3)										3	1	2	2	0	0	1											
Alex Trevino, R OBP: 0.297, SLG: 0.390 Ken Landreaux, L OBP: 0.281, SLG: 0.350 (1, 7) (7, 9)										3	0	1	1	0	0	2											
Phil Garner, R OBP: 0.279, SLG: 0.313 (1, 5)										4	1	2	1	0	0	2											
Mike Scioscia, L OBP: 0.351, SLG: 0.387 (1, 2)										3	0	2	0	0	0	0											
Orel Hershiser, R OBP: 0.271, SLG: 0.324 (1, 1)										2	0	1	1	0	0	2											
<b>Inning Stats</b>	R: 0 E: 0 K: 1 S: 5	H: 0 LOB: 0 BB: 0 P: 5	R: 2 E: 0 K: 0 S: 7	H: 4 LOB: 2 BB: 0 P: 7	R: 1 E: 0 K: 1 S: 7	H: 2 LOB: 1 BB: 0 P: 7	R: 1 E: 0 K: 0 S: 4	H: 1 LOB: 1 BB: 1 P: 8	R: 0 E: 0 K: 1 S: 6	H: 1 LOB: 2 BB: 1 P: 10	R: 1 E: 1 K: 1 S: 6	H: 1 LOB: 0 BB: 0 P: 6	R: 0 E: 0 K: 0 S: 4	H: 1 LOB: 1 BB: 0 P: 4	R: 0 E: 0 K: 0 S: 4	H: 1 LOB: 1 BB: 0 P: 4		1B: 11 2B: 1 3B: 0 HR: 0	SF: 1 SAC: 4 DP: 0 HBP: 0	WP: 1 PB: 0 SB: 1 CS: 0	PA: 41						
<b>PITCHER</b>	IP	WLS	BF	H	R	ER	SO	BB	IBB	HBP	BLK	WP	HR	S	P	ERA	WHIP										
Don Carman, L ERA: 4.75 (1, 1)	3.2	L	19	7	4	4	2	1	0	0	0	1	0	22	26	9.82	2.182										
Wally Ritchie, L ERA: 3.89 (4, 1)	2.1		11	3	1	0	1	1	0	0	1	0	0	12	16	0.00	1.714										
Michael Jackson, R ERA: 4.21 (7, 1)	2.0		7	1	0	0	1	0	0	0	0	0	0	9	9	0.00	0.500										
Kent Tekulve, R ERA: 3.13 (9, 1)	1.0		4	1	0	0	0	0	0	0	0	0	0	4	4	0.00	1.000										

Batter	1	2	3	4	5	6	7	8	9	AB	R	H	RBI	BB	SO	LOB	BOTTOM										
Juan Samuel, R OBP: 0.351, SLG: 0.513 (1, 4)										4	0	1	0	0	0	0	Los Angeles Dodgers @ Philadelphia Phillies Veterans Stadium, Philadelphia, PA Sun Aug 23 1987, 3:33 AM EDT Att: 36,407 - Unknown										
Greg Gross, L OBP: 0.398, SLG: 0.383 Kent Tekulve, R (1, 7) (9, 1)										3	0	1	0	0	0	1											
Milt Thompson, L OBP: 0.376, SLG: 0.473 (1, 8)										3	0	1	0	1	1	1											
Mike Schmidt, R OBP: 0.403, SLG: 0.556 (1, 5)										2	1	0	0	1	0	3											
Von Hayes, L OBP: 0.442, SLG: 0.538 (1, 3)										4	0	1	0	0	2	4											
Lance Parrish, R OBP: 0.303, SLG: 0.395 (1, 2)										4	0	1	0	0	1	2											
Glenn Wilson, R OBP: 0.312, SLG: 0.391 (1, 9)										4	0	1	1	0	1	1											
Steve Jeltz, S OBP: 0.309, SLG: 0.276 Darren Daulton, L OBP: 0.289, SLG: 0.321 (1, 6) (9, PH)										3	0	1	0	0	1	2											
Don Carman, L OBP: 0.130, SLG: 0.091 Wally Ritchie, L OBP: 0.250, SLG: 0.250 Michael Jackson, R OBP: 0.188, SLG: 0.133 Jeff Stone, L OBP: 0.350, SLG: 0.379 Ron Roenicke, S OBP: 0.307, SLG: 0.286 (1, 1) (4, 1) (7, 1) (7, 7) (8, PH)										1	0	0	0	0	1	0											
<b>Inning Stats</b>	R: 0 E: 0 K: 1 S: 6	H: 1 LOB: 2 BB: 0 P: 7	R: 0 E: 0 K: 0 S: 3	H: 0 LOB: 0 BB: 0 P: 3	R: 0 E: 0 K: 1 S: 5	H: 0 LOB: 0 BB: 0 P: 5	R: 0 E: 0 K: 1 S: 4	H: 0 LOB: 1 BB: 1 P: 8	R: 0 E: 0 K: 2 S: 8	H: 1 LOB: 1 BB: 0 P: 8	R: 0 E: 0 K: 1 S: 7	H: 2 LOB: 2 BB: 0 P: 7	R: 0 E: 0 K: 1 S: 6	H: 2 LOB: 1 BB: 0 P: 6	R: 0 E: 0 K: 0 S: 3	H: 0 LOB: 0 BB: 0 P: 3		R: 1 E: 0 K: 1 S: 6	H: 1 LOB: 1 BB: 1 P: 10	1B: 4 2B: 4 3B: 0 HR: 0	SF: 0 SAC: 0 DP: 2 HBP: 1	WP: 0 PB: 0 SB: 0 CS: 0	PA: 35				
<b>PITCHER</b>	IP	WLS	BF	H	R	ER	SO	BB	IBB	HBP	BLK	WP	HR	S	P	ERA	WHIP										
Orel Hershiser, R ERA: 2.67 (1, 1)	9.0	W	35	7	1	1	8	2	0	1	0	0	0	48	57	1.00	1.000										

AB 34  
R 5  
H 12  
RBI 5  
BB 2  
SO 4  
LOB 16



AB 32  
R 1  
H 7  
RBI 1  
BB 2  
SO 8  
LOB 18





Batter	1	2	3	4	5	6	7	8	9	AB	R	H	RBI	BB	SO	LOB	TOP										
<b>Robby Thompson, R</b> OBP: 0.327, SLG: 0.417 (1, 4)	L9	G1-6-3 1B		HR 1B		F6		BLK SF8 2B		5	2	3	0	0	0	0	<b>San Francisco Giants @ Philadelphia Phillies</b> <b>Veterans Stadium, Philadelphia, PA</b> Mon Aug 24 1987, 7:05 PM EDT Att: 30,237 - Unknown										
<b>Chris Speier, R</b> OBP: 0.337, SLG: 0.389 (1, 5)	1B WP BB	G1-6-3		HR 1B		BLK BB		K		3	2	1	2	2	1	2											
<b>Bob Brenly, R</b> OBP: 0.359, SLG: 0.491 (1, 2)	1B WP 1B	BB		1B 1B		F7		SF8		3	1	2	1	1	0	1											
<b>Candy Maldonado, R</b> OBP: 0.360, SLG: 0.528 (1, 9)	F4	F8		1B		K		F2		5	0	1	0	0	1	4											
<b>Chili Davis, S</b> OBP: 0.330, SLG: 0.418 (1, 8) (6, 7)	1B 2B 1B		F6	L6		F3		K		5	1	1	1	0	1	2											
<b>Joel Youngblood, R</b> OBP: 0.291, SLG: 0.380 <b>Eddie Milner, L</b> OBP: 0.277, SLG: 0.316 (1, 7) (6, 8)	2B 1B		F9		F6		F8		K	3	0	1	0	0	0	0											
<b>Mike Aldrete, L</b> OBP: 0.390, SLG: 0.485 (1, 3)	2B		6-3		FC6-4 1B		3B		1-3	5	0	3	1	0	0	0											
<b>Jose Uribe, S</b> OBP: 0.335, SLG: 0.379 (1, 6)	6-3		4-3		K		IBB			3	0	0	0	1	1	3											
<b>Rick Reuschel, R</b> OBP: 0.191, SLG: 0.219 <b>Joe Price, R</b> (8, 1)	K		6-3		FC6-4		FC6-4			4	0	0	0	0	1	3											
<b>Inning Stats</b>	R: 3 E: 0 K: 0 S: 8	H: 4 LOB: 2 BB: 1 P: 14	R: 0 E: 0 K: 1 S: 12	H: 1 LOB: 2 BB: 1 P: 18	R: 0 E: 0 K: 0 S: 9	H: 0 LOB: 0 BB: 0 P: 13	R: 2 E: 0 K: 0 S: 18	H: 4 LOB: 2 BB: 0 P: 24	R: 0 E: 0 K: 1 S: 9	H: 1 LOB: 1 BB: 0 P: 12	R: 0 E: 0 K: 1 S: 8	H: 0 LOB: 1 BB: 1 P: 14	R: 0 E: 0 K: 0 S: 10	H: 1 LOB: 2 BB: 1 P: 19	R: 1 E: 0 K: 1 S: 9	H: 1 LOB: 0 BB: 0 P: 12		R: 0 E: 0 K: 2 S: 7	H: 0 LOB: 0 BB: 0 P: 7	1B: 8 2B: 2 3B: 1 HR: 1	SF: 1 SAC: 0 DP: 0 HBP: 0	WP: 1 PB: 0 SB: 2 CS: 0	PA: 43				
<b>PITCHER</b>	IP	WLS	BF	H	R	ER	SO	BB	IBB	HBP	BLK	WP	HR	S	P	ERA	WHIP										
<b>Bruce Ruffin, L</b> ERA: 4.41 <b>Michael Jackson, R</b> ERA: 4.1 <b>Wally Ritchie, L</b> ERA: 3.88 <b>Jeff Calhoun, L</b> ERA: 1.59	(1, 1)	3.2	L	22	9	5	5	1	2	0	0	0	1	0	0	18	27	12.27	3.000								
	(4, 1)	2.1		9	1	0	0	2	1	0	0	1	0	0	18	27	0.00	0.857									
	(7, 1)	2.0		9	2	1	1	1	0	1	0	1	0	0	19	31	4.50	1.000									
	(9, 1)	1.0		3	0	0	0	2	0	0	0	0	0	7	7	0.00	0.000										

AB	38
R	6
H	12
RBI	5
BB	4
SO	6
LOB	15



Batter	1	2	3	4	5	6	7	8	9	AB	R	H	RBI	BB	SO	LOB	BOTTOM									
<b>Juan Samuel, R</b> OBP: 0.350, SLG: 0.515 (1, 4)	SF8 3B		K		L6			F8		4	1	1	0	0	1	0	<b>San Francisco Giants @ Philadelphia Phillies</b> <b>Veterans Stadium, Philadelphia, PA</b> Mon Aug 24 1987, 7:05 PM EDT Att: 30,237 - Unknown									
<b>Milt Thompson, L</b> OBP: 0.374, SLG: 0.475 (1, 8)	SF8		2B			K		4-3		3	0	1	1	0	1	0										
<b>Chris James, R</b> OBP: 0.361, SLG: 0.588 (1, 7) (7, 9)	K		F8		G3 1B		F4			4	0	0	0	0	2	1										
<b>Mike Schmidt, R</b> OBP: 0.402, SLG: 0.553 (1, 5)	K		4-3		G3 1B		F8			4	0	1	0	0	1	1										
<b>Von Hayes, L</b> OBP: 0.438, SLG: 0.532 (1, 3)	F8		3-1		G3		5-3			4	0	0	0	0	0	2										
<b>Glenn Wilson, R</b> OBP: 0.313, SLG: 0.391 <b>Wally Ritchie, L</b> OBP: 0.250, SLG: 0.250 <b>Jeff Calhoun, L</b> (9, 1) <b>Greg Jelks, R</b> (9, PH)	2B 1B		K		F9		BB			3	0	1	0	0	1	2										
<b>Lance Parrish, R</b> OBP: 0.300, SLG: 0.391 (1, 2)	F6		5-3		K		F8			4	0	0	0	0	1	2										
<b>Steve Jeltz, S</b> OBP: 0.309, SLG: 0.282 (1, 6)	2B		F9		1-3					3	0	1	0	0	0	0										
<b>Bruce Ruffin, S</b> OBP: 0.053, SLG: 0.070 <b>Michael Jackson, R</b> OBP: 0.176, SLG: 0.125 <b>Jeff Stone, L</b> OBP: 0.346, SLG: 0.375 (1, 1) (4, 1) (7, 7)	K		6-3		4-3					1	0	0	0	0	1	2										
<b>Inning Stats</b>	R: 1 E: 0 K: 2 S: 10	H: 1 LOB: 0 BB: 0 P: 15	R: 0 E: 0 K: 1 S: 14	H: 2 LOB: 2 BB: 0 P: 24	R: 0 E: 0 K: 1 S: 8	H: 1 LOB: 1 BB: 0 P: 11	R: 0 E: 0 K: 1 S: 7	H: 0 LOB: 0 BB: 0 P: 12	R: 0 E: 0 K: 2 S: 12	H: 1 LOB: 2 BB: 0 P: 18	R: 0 E: 0 K: 1 S: 5	H: 0 LOB: 0 BB: 0 P: 5	R: 0 E: 0 K: 0 S: 3	H: 0 LOB: 0 BB: 0 P: 4	R: 0 E: 0 K: 0 S: 13	H: 0 LOB: 1 BB: 1 P: 22		1B: 2 2B: 2 3B: 1 HR: 0	SF: 1 SAC: 0 DP: 0 HBP: 0	WP: 1 PB: 0 SB: 0 CS: 0	PA: 34					
<b>PITCHER</b>	IP	WLS	BF	H	R	ER	SO	BB	IBB	HBP	BLK	WP	HR	S	P	ERA	WHIP									
<b>Rick Reuschel, R</b> ERA: 2.69 <b>Joe Price, L</b> ERA: 2.95	(1, 1)	7.0	W	27	5	1	1	8	0	0	0	0	0	0	64	96	1.29	0.714								
	(8, 1)	2.0		7	0	0	0	0	1	0	0	0	0	16	26	0.00	0.500									





Batter	1	2	3	4	5	6	7	8	9	AB	R	H	RBI	BB	SO	LOB	TOP																			
<b>Robby Thompson, R</b> OBP: 0.326, SLG: 0.413 (1,4)	5-3	5-3						F7		3	0	0	0	1	0	3	<b>San Francisco Giants @ Philadelphia Phillies</b> <b>Veterans Stadium, Philadelphia, PA</b> Tue Aug 25 1987, 7:05 PM EDT Att: 28,841 - Unknown																			
<b>Chris Speier, R</b> OBP: 0.339, SLG: 0.402 (1,5)	F9									4	1	2	1	0	1	1																				
<b>Mike Aldrete, L</b> OBP: 0.388, SLG: 0.479 <b>Eddie Milner, L</b> OBP: 0.277, SLG: 0.316 (8,8)	F9									3	0	0	0	1	0	1																				
<b>Candy Maldonado, R</b> OBP: 0.361, SLG: 0.536 (1,9)										0	0	0	0	0	0	0																				
<b>Chili Davis, S</b> OBP: 0.329, SLG: 0.416 (8,7)										3	2	1	1	1	0	1																				
<b>Will Clark, L</b> OBP: 0.354, SLG: 0.555 (1,3)										4	0	1	0	0	1	1																				
<b>Bob Brenly, R</b> OBP: 0.358, SLG: 0.486 (1,2)										4	0	1	0	0	2	2																				
<b>Jose Uribe, S</b> OBP: 0.335, SLG: 0.379 (1,6)										3	0	1	1	0	1	0																				
<b>Kelly Downs, R</b> OBP: 0.176, SLG: 0.180 (7, PH) <b>Harry Spilman, L</b> OBP: 0.342, SLG: 0.412 <b>Craig Lefferts, L</b> OBP: 0.286, SLG: 0.429 <b>Scott Garrelts, R</b> OBP: 0.222, SLG: 0.333 (7,1)										2	0	0	0	0	1	3																				
<b>Inning Stats</b>	R: 0 E: 0 K: 0 S: 3	H: 0 LOB: 0 BB: 0 P: 3	R: 1 E: 0 K: 2 S: 9	H: 2 LOB: 3 BB: 2 P: 17	R: 1 E: 0 K: 0 S: 4	H: 2 LOB: 0 BB: 0 P: 4	R: 0 E: 0 K: 2 S: 7	H: 0 LOB: 0 BB: 0 P: 7	R: 0 E: 0 K: 1 S: 4	H: 1 LOB: 2 BB: 1 P: 8	R: 0 E: 0 K: 0 S: 3	H: 0 LOB: 0 BB: 0 P: 3	R: 1 E: 0 K: 0 S: 4	H: 1 LOB: 0 BB: 0 P: 4	R: 0 E: 0 K: 1 S: 5	H: 0 LOB: 0 BB: 0 P: 5		1B: 4 2B: 1 3B: 0 HR: 2	SF: 0 SAC: 0 DP: 2 HBP: 0	WP: 0 PB: 0 SB: 1 CS: 1	PA: 34															
<b>PITCHER</b>	IP	WLS	BF	H	R	ER	SO	BB	IBB	HBP	BLK	WP	HR	S	P	ERA	WHIP	<b>PITCHER</b>		IP	WLS	BF	H	R	ER	SO	BB	IBB	HBP	BLK	WP	HR	S	P	ERA	WHIP
<b>Kevin Gross, R</b> ERA: 4.41 (1,1)	7.1	L	29	6	3	3	6	3	1	0	0	0	2	37	53	3.68	1.227																			
<b>Jeff Calhoun, L</b> ERA: 1.49 (8,1)	1.2		5	0	0	0	1	0	0	0	0	0	0	7	7	0.00	0.000																			

AB 30  
R 3  
H 6  
RBI 3  
BB 4  
SO 7  
LOB 12

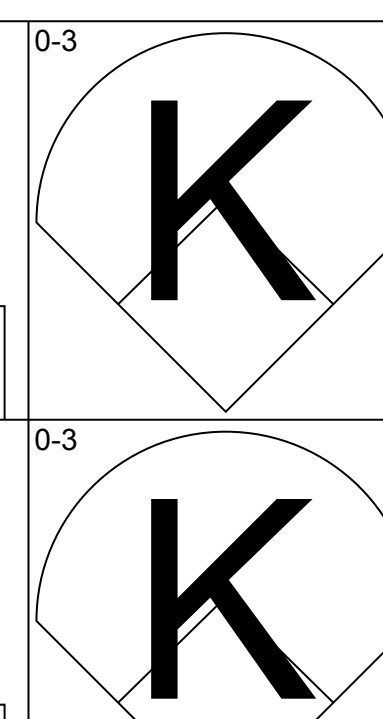
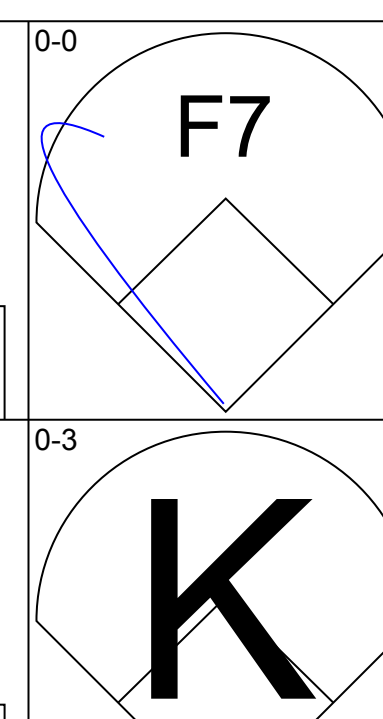
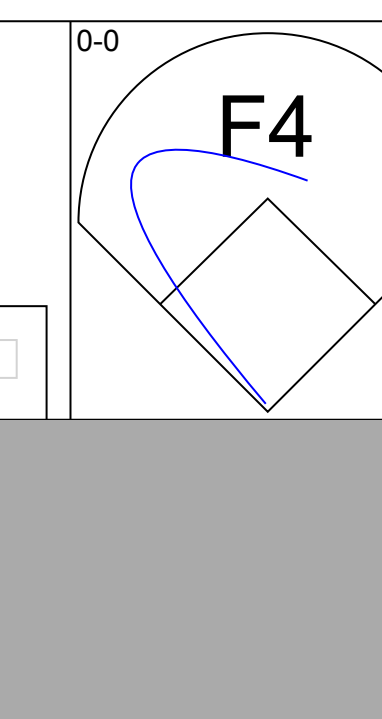
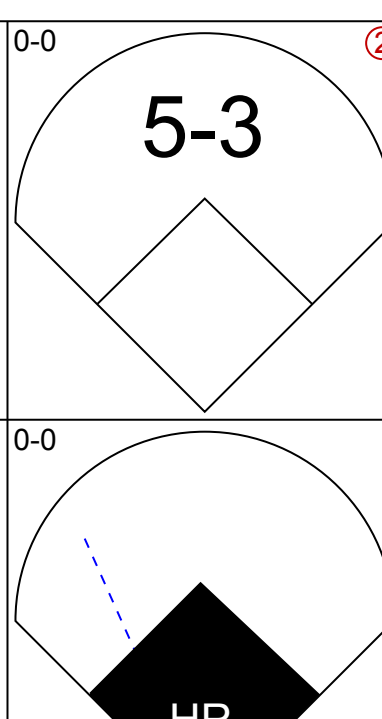
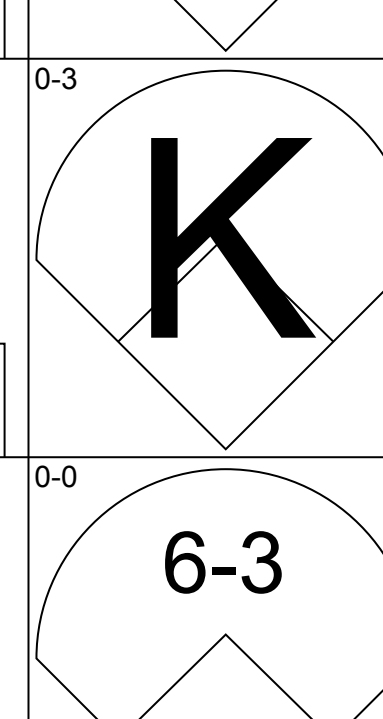
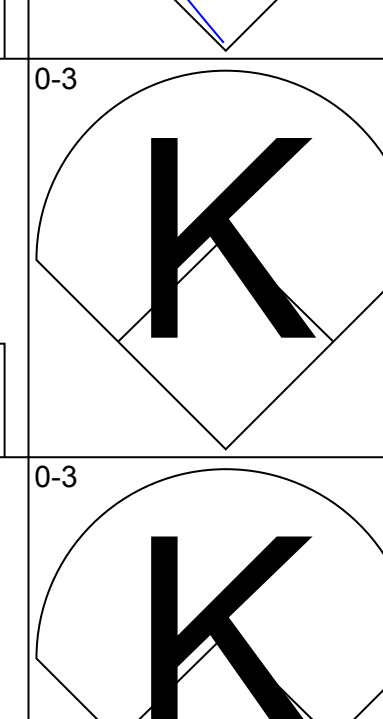
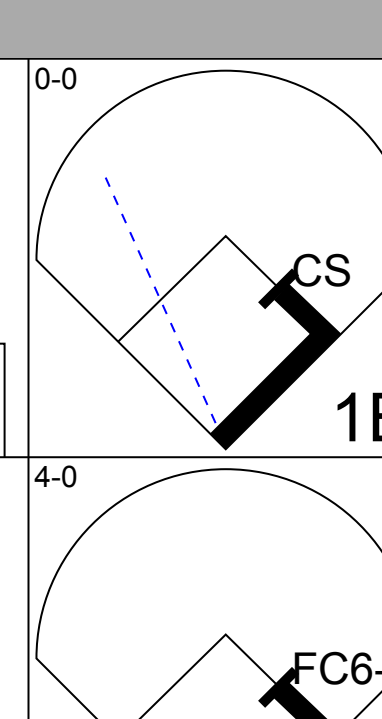
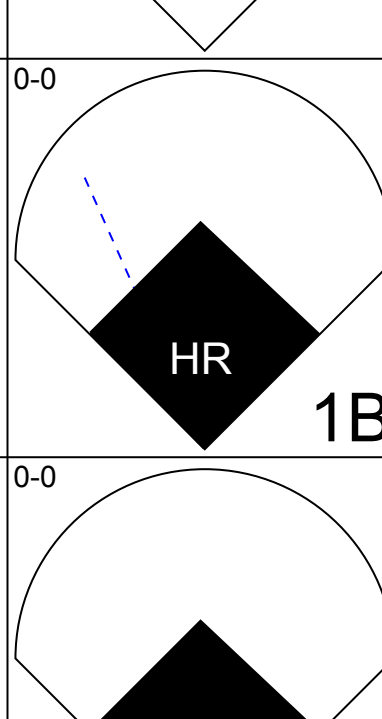
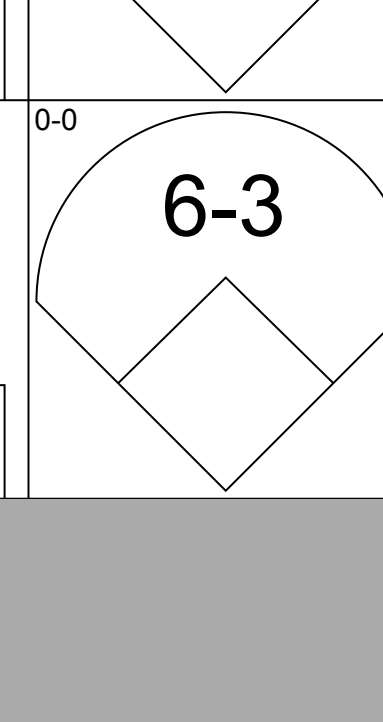
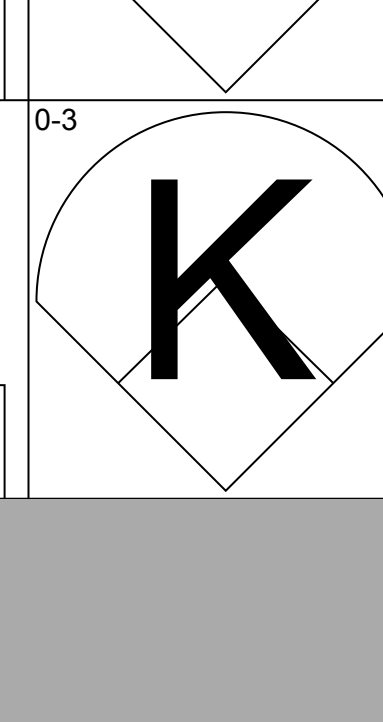
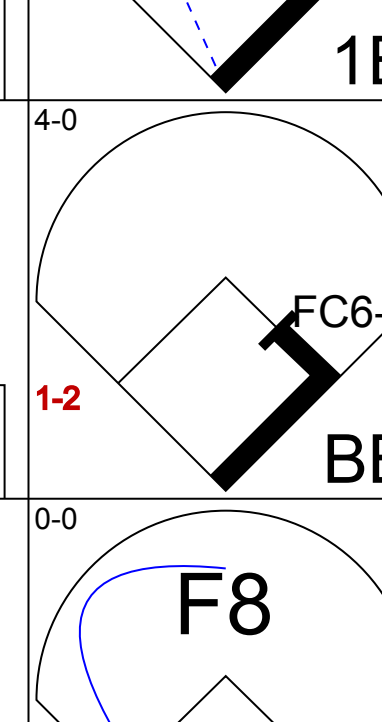
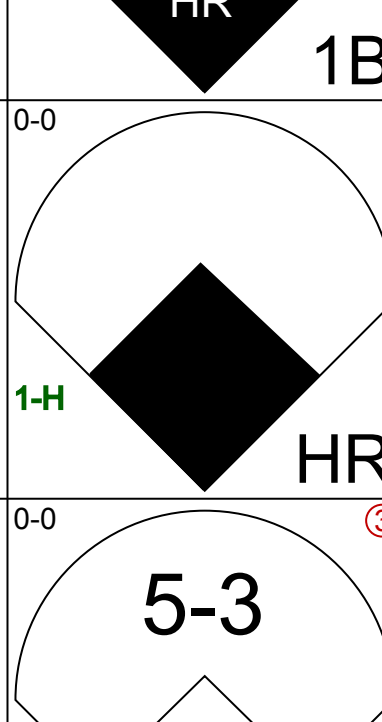
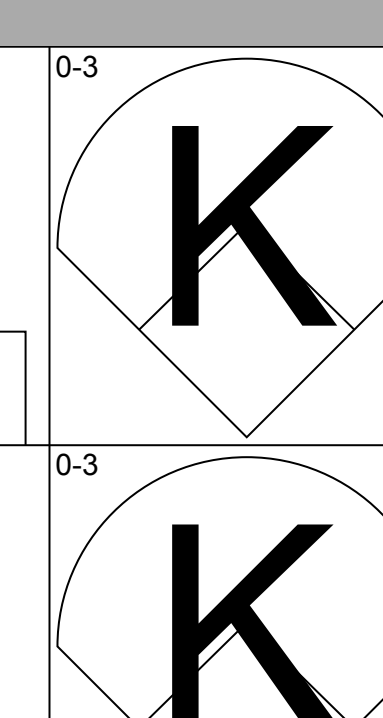
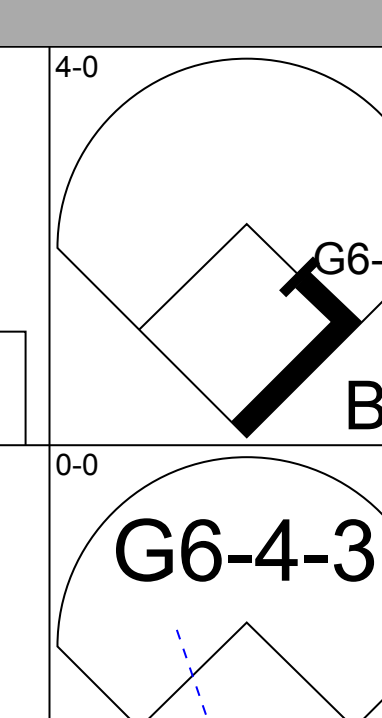
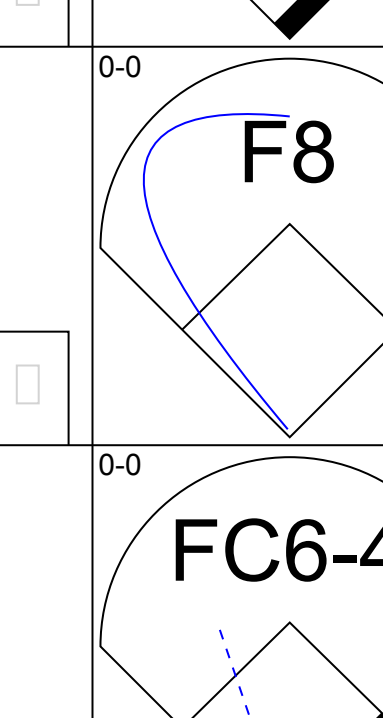
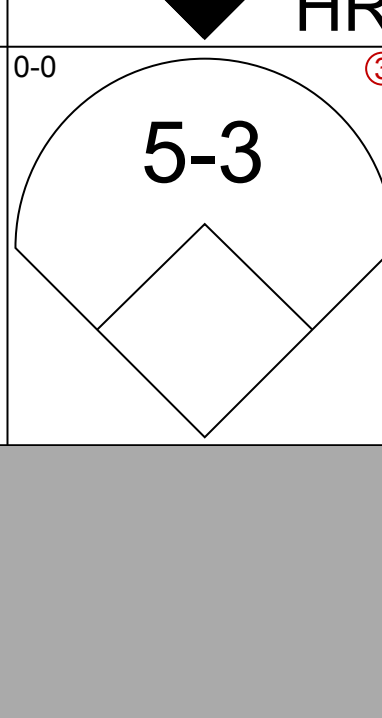
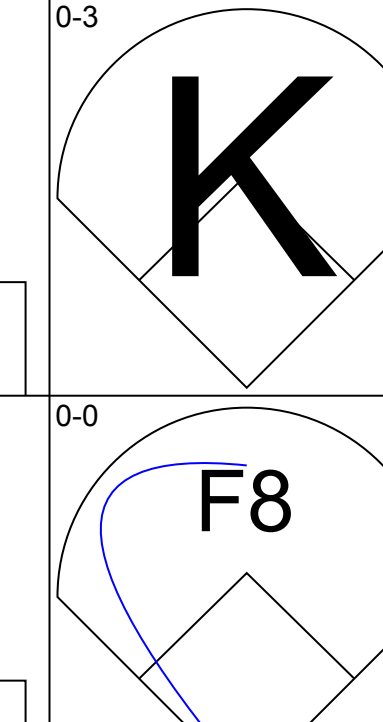
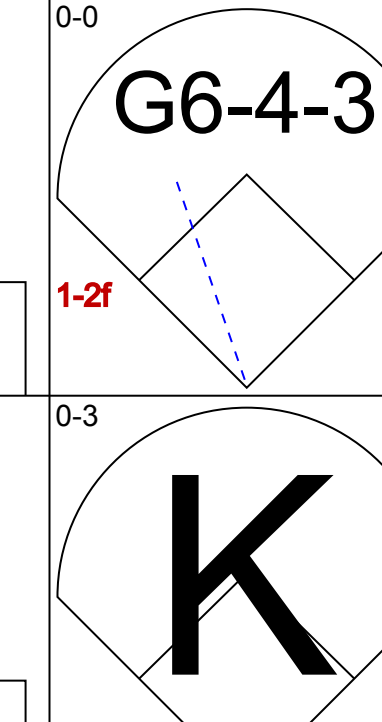
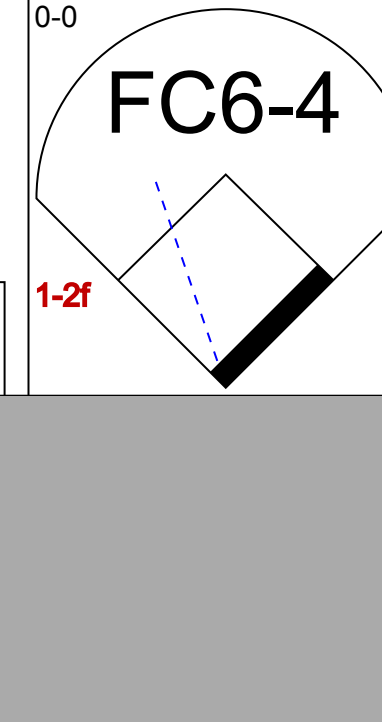
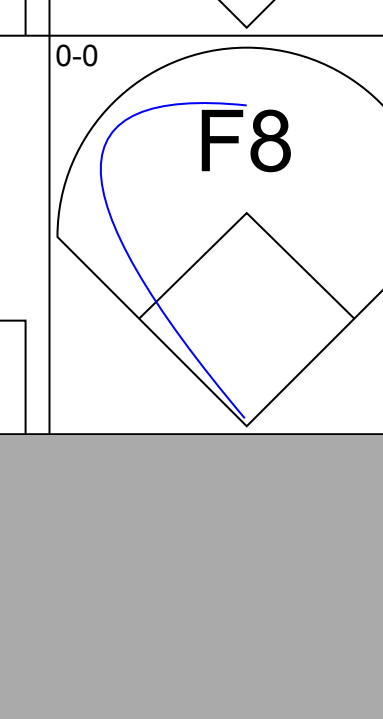
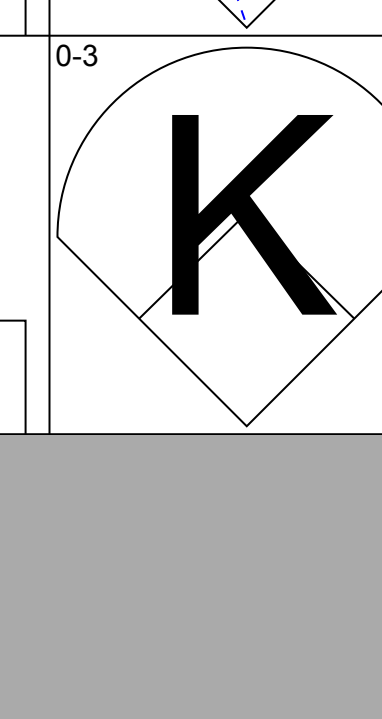
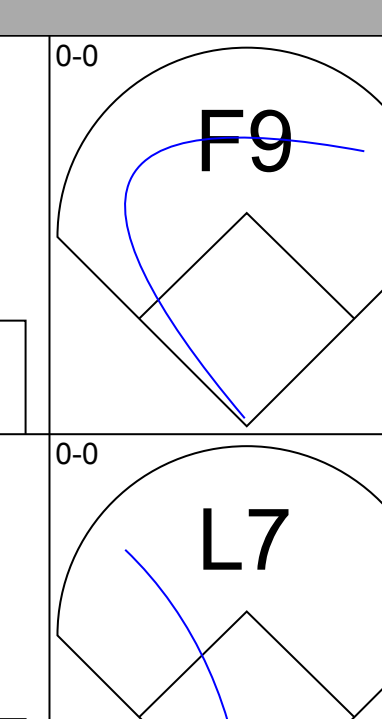
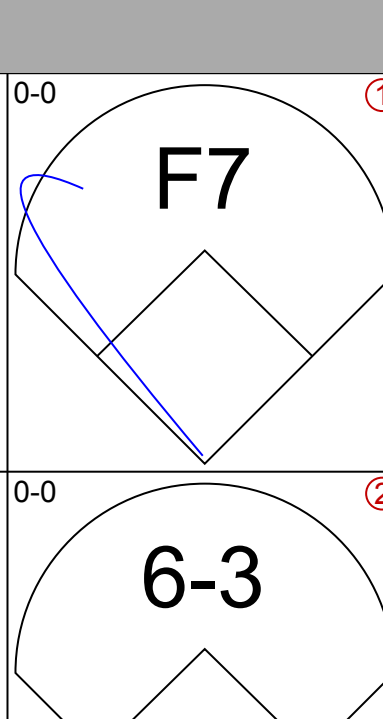
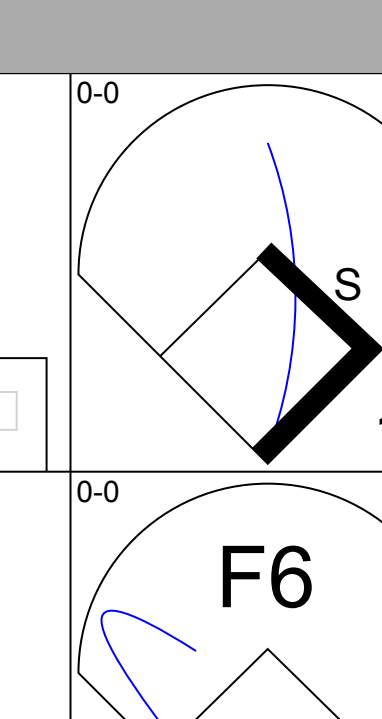
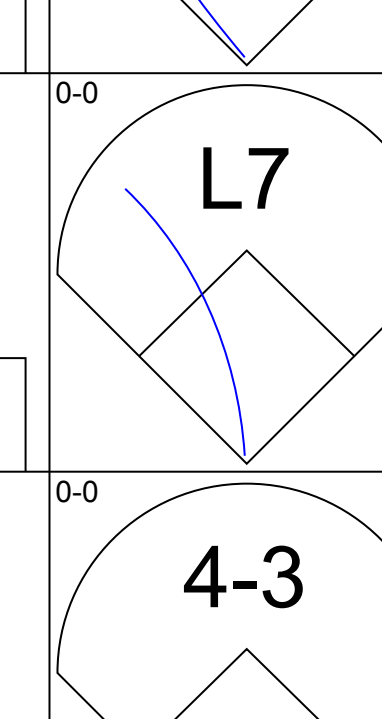
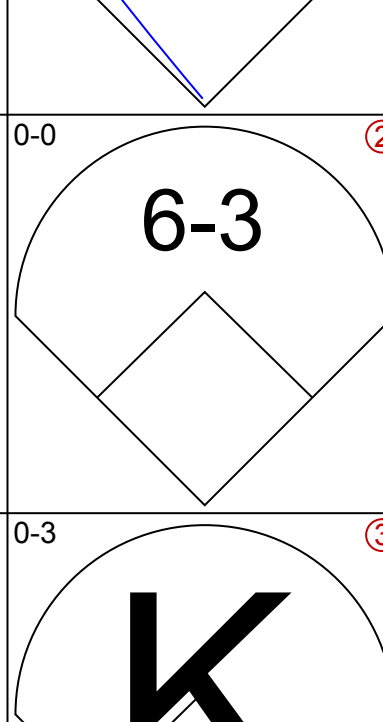
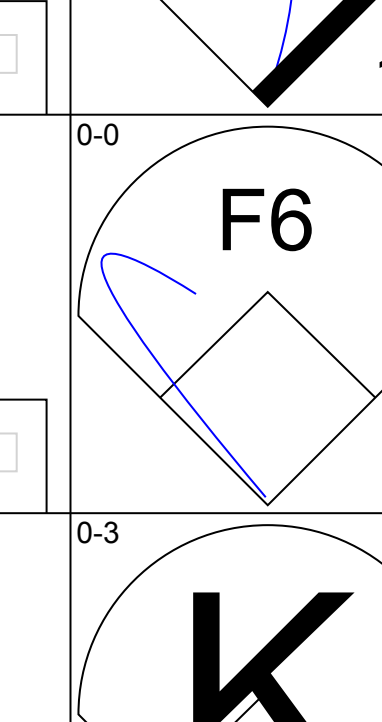
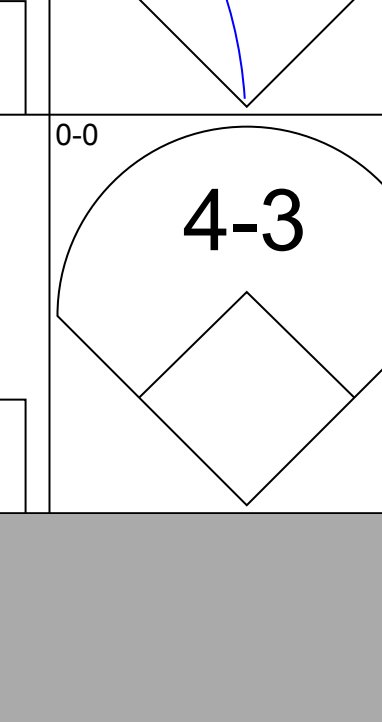
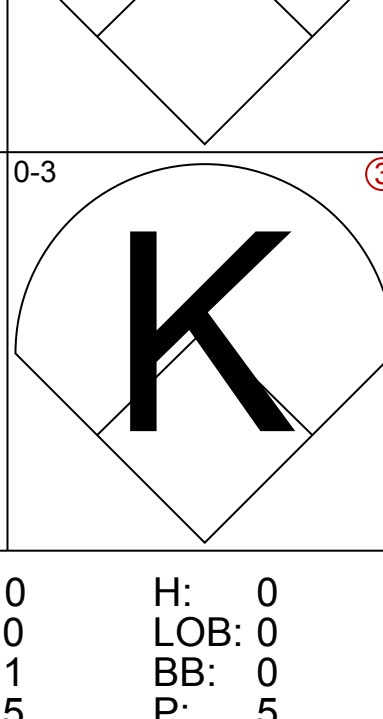
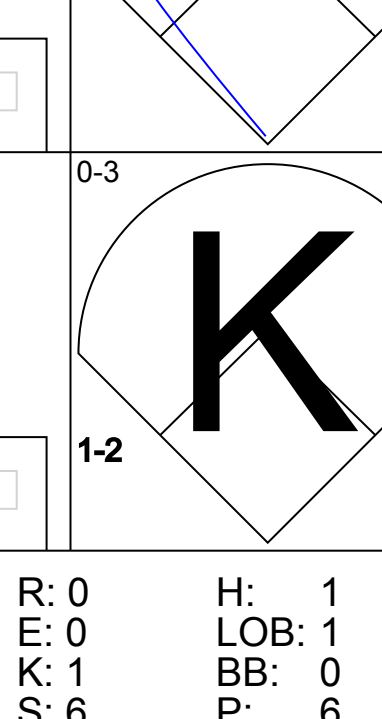
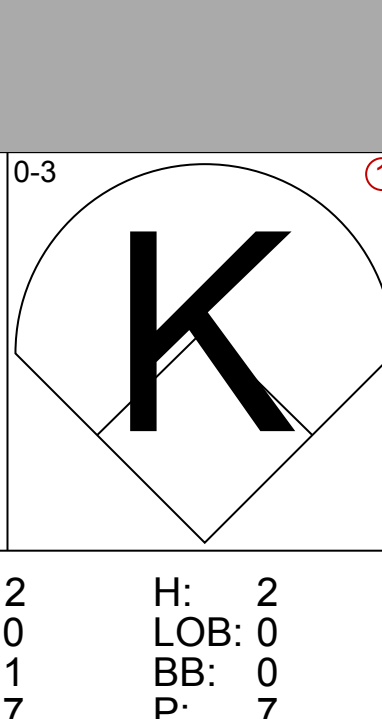


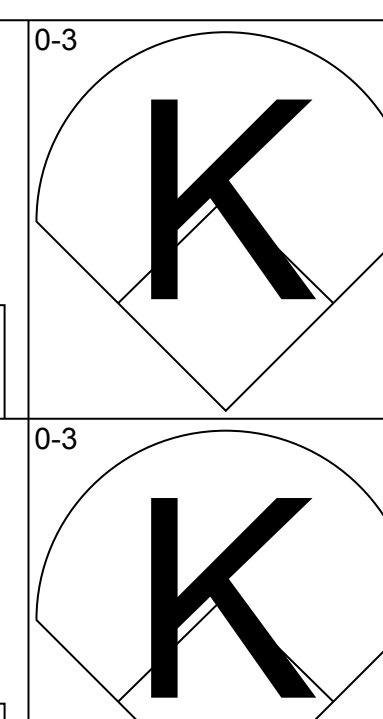
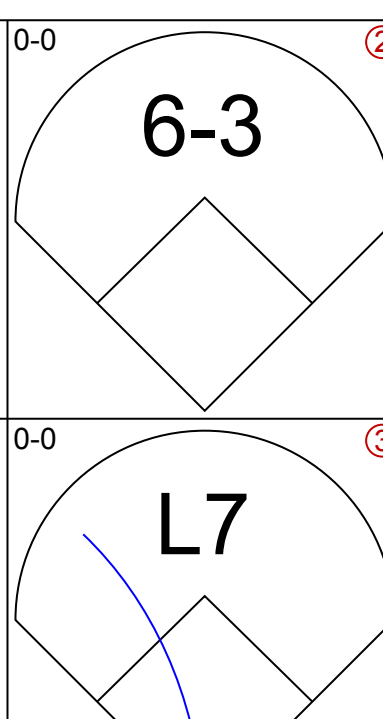
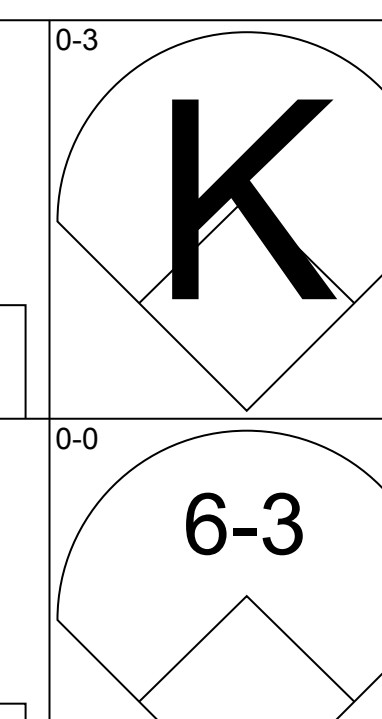
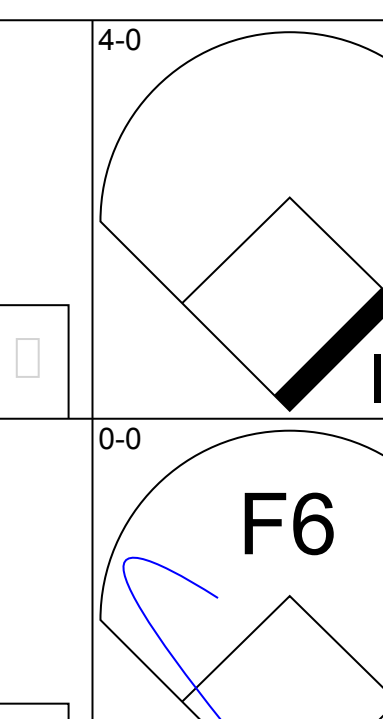
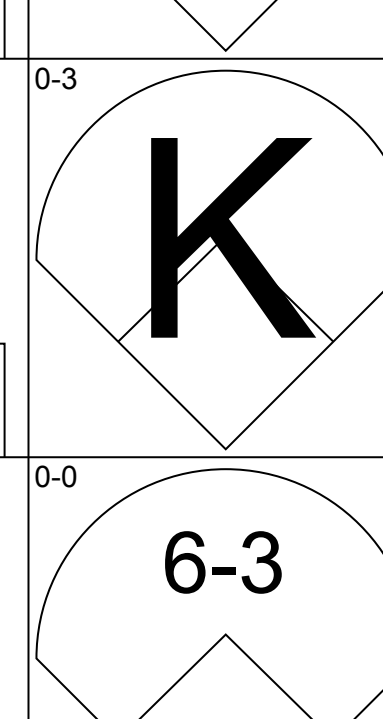
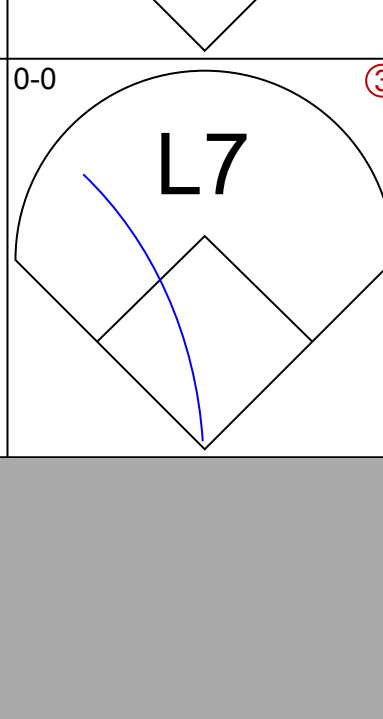
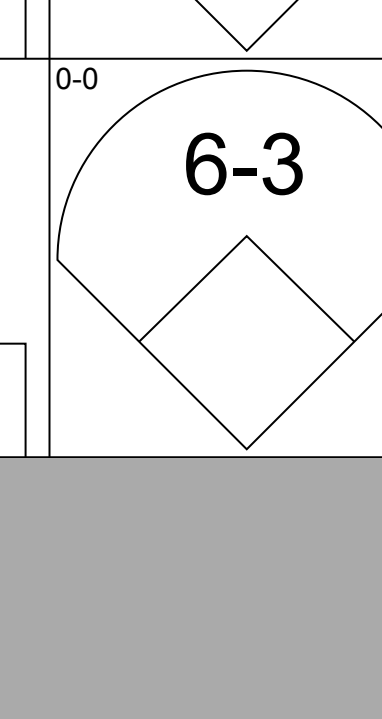
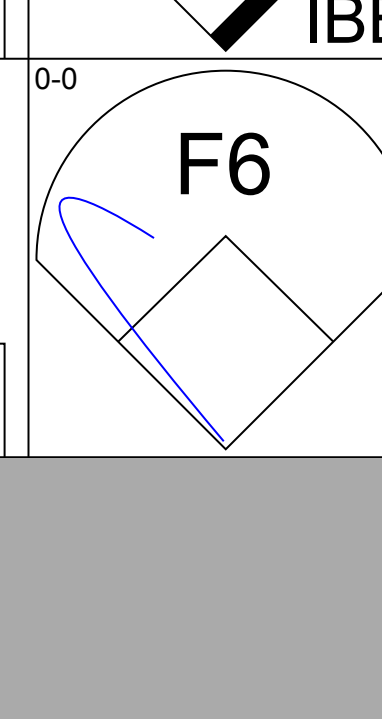
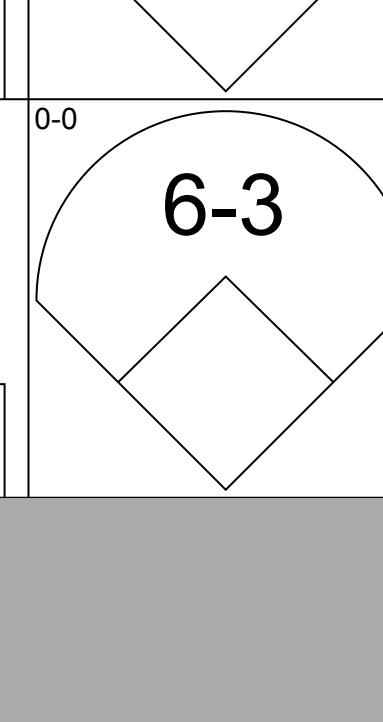
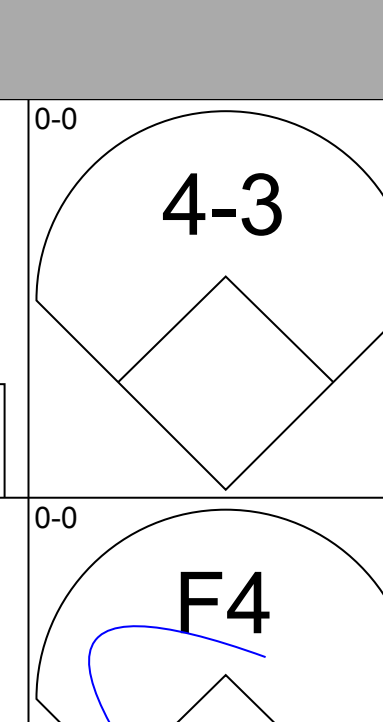
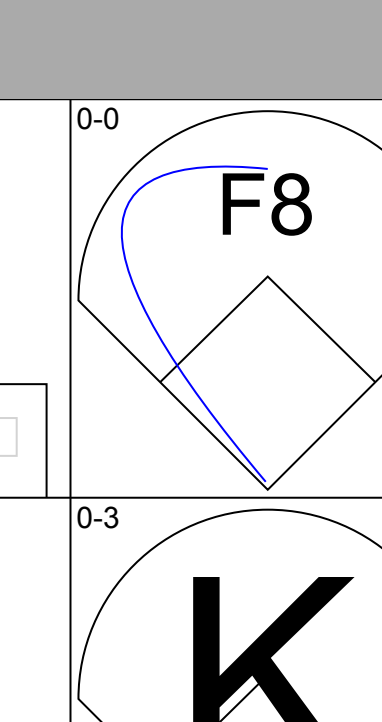
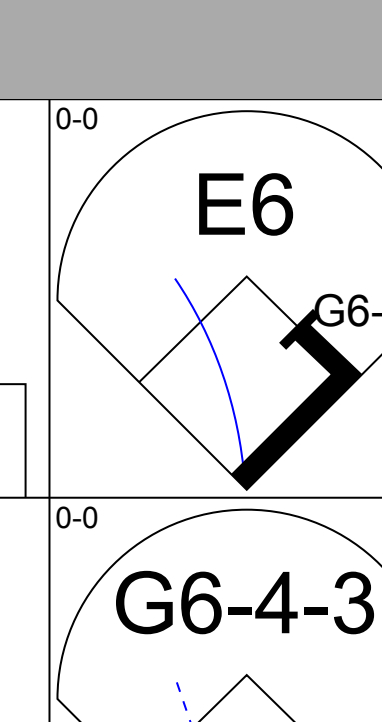
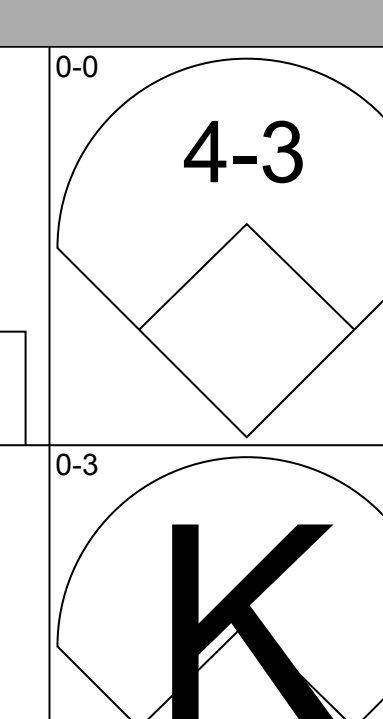
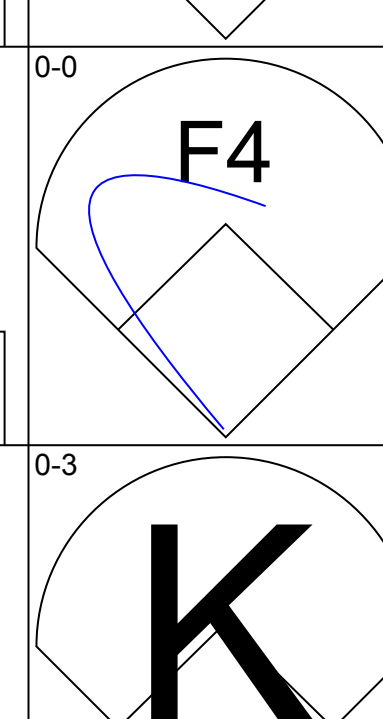
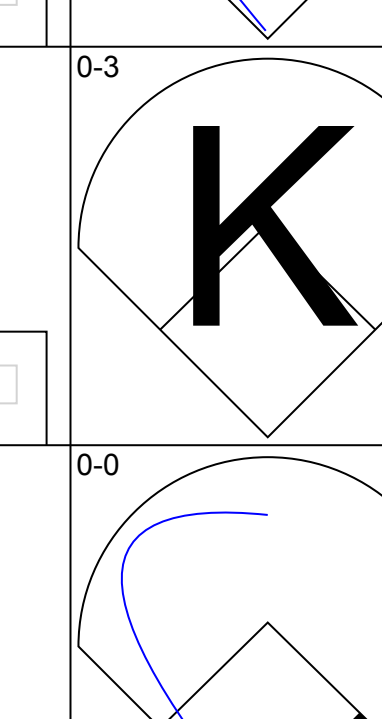
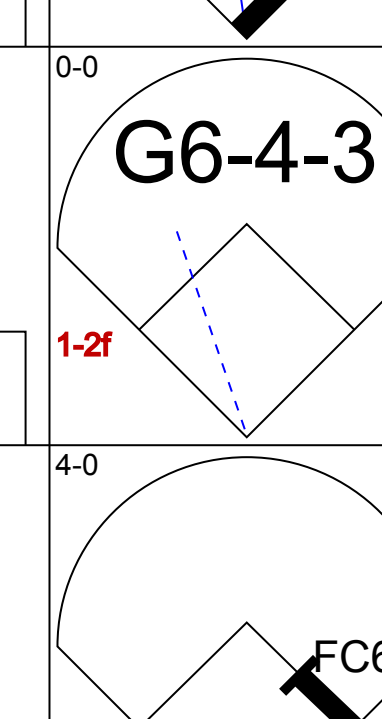
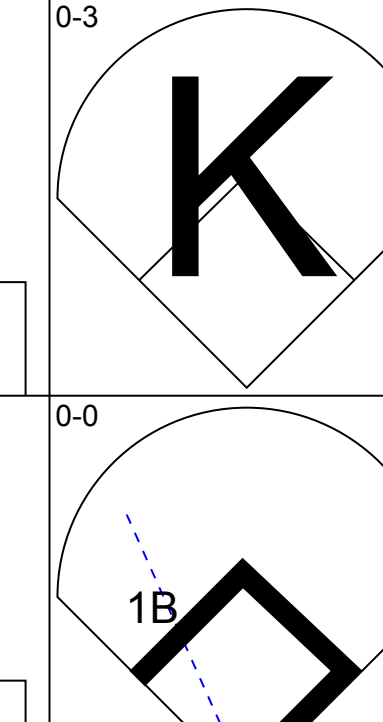
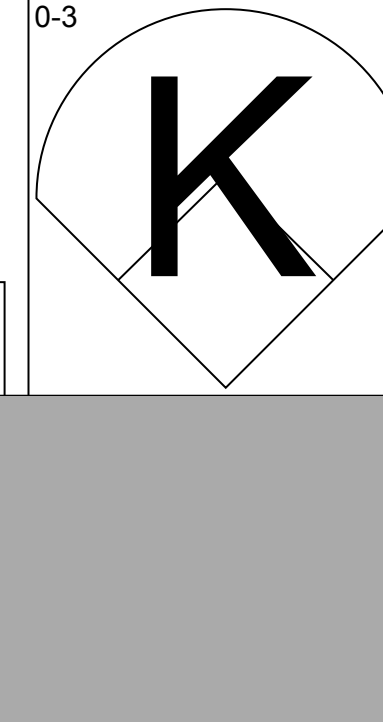
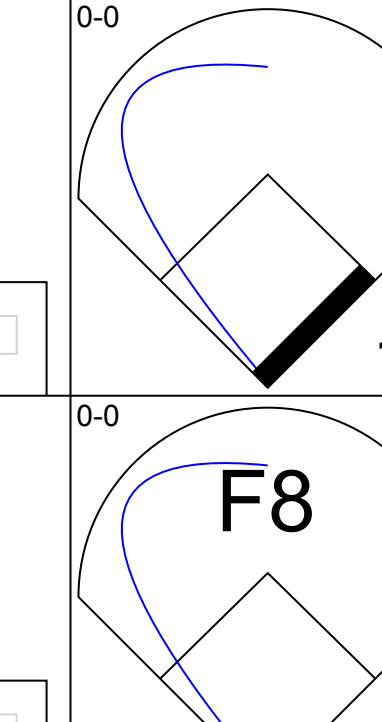
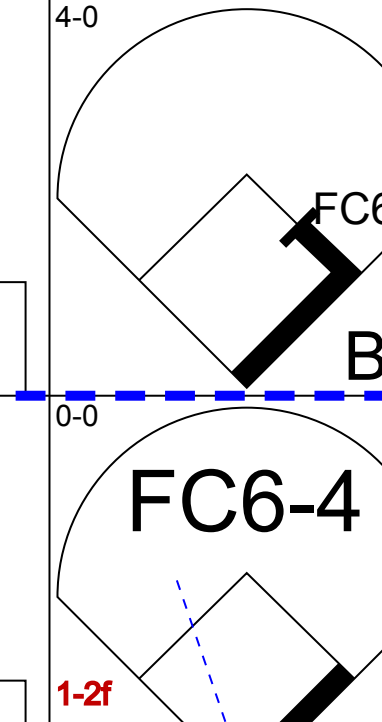
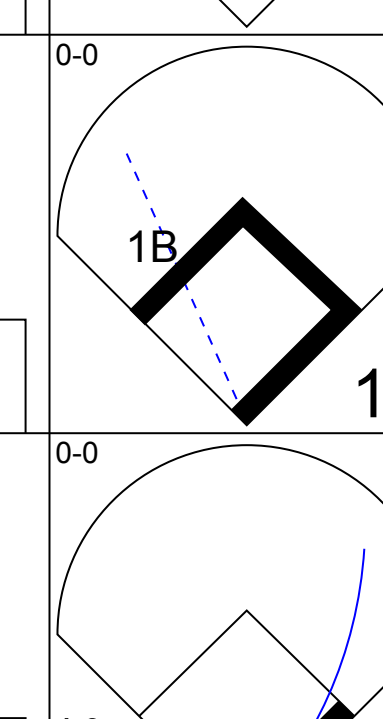
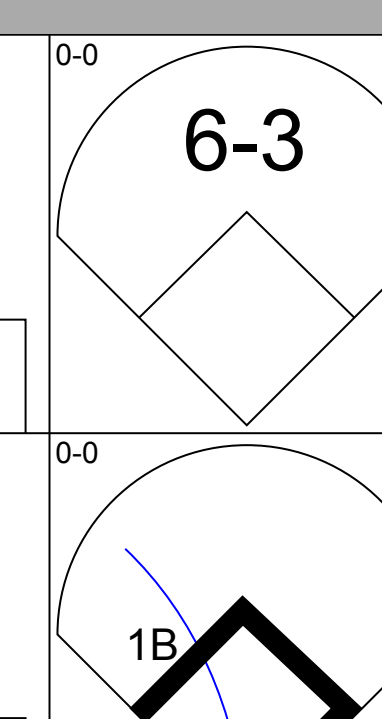
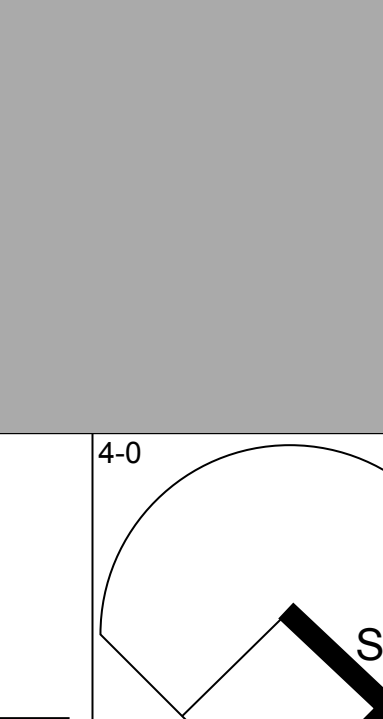
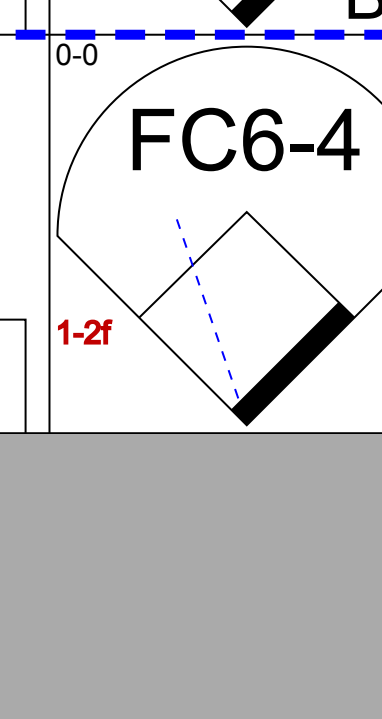
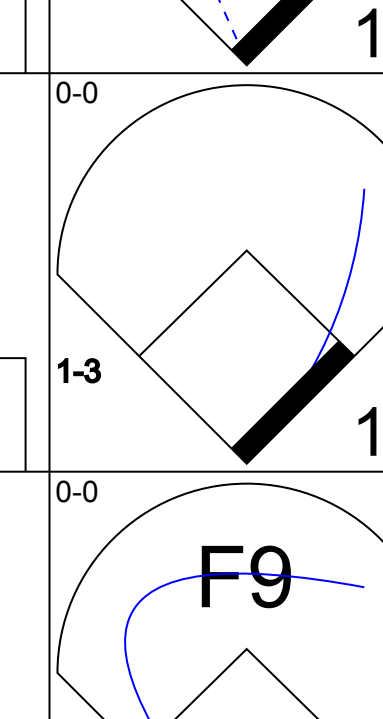
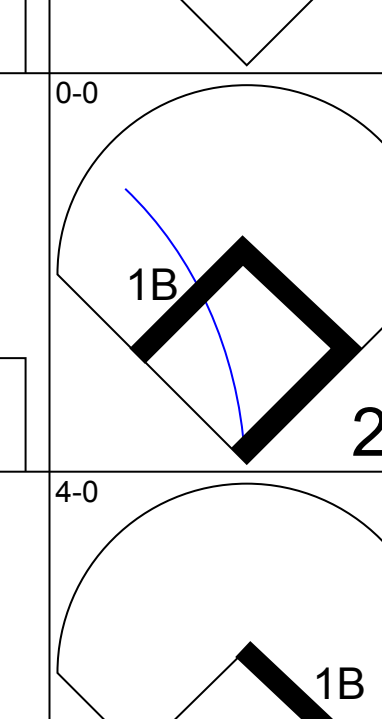
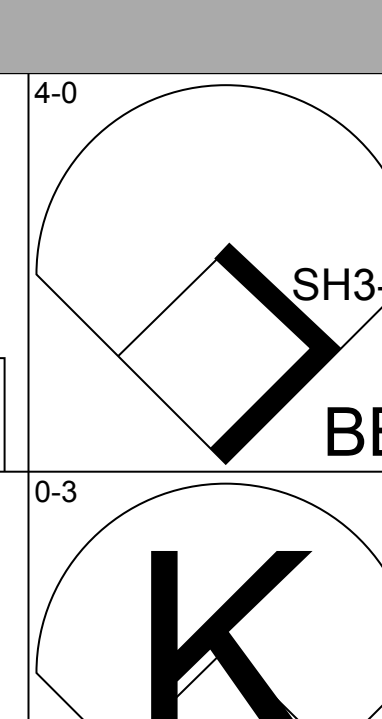
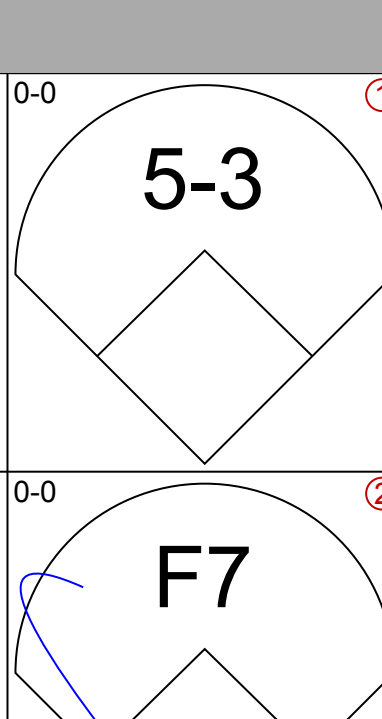
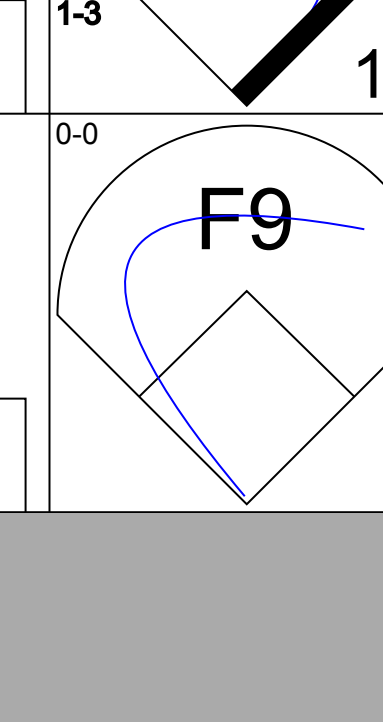
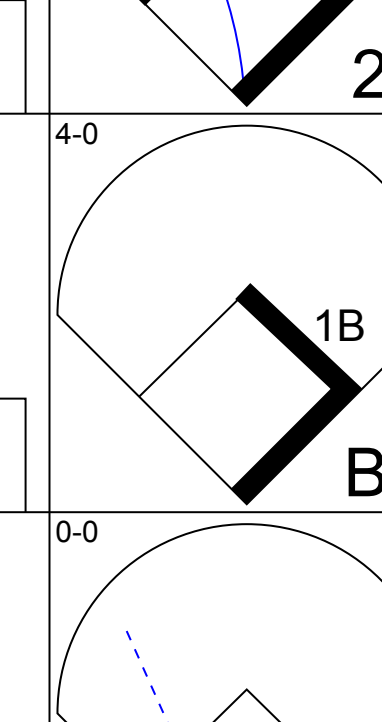
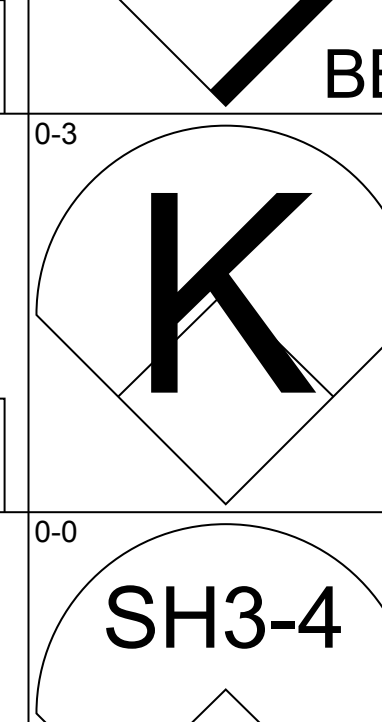
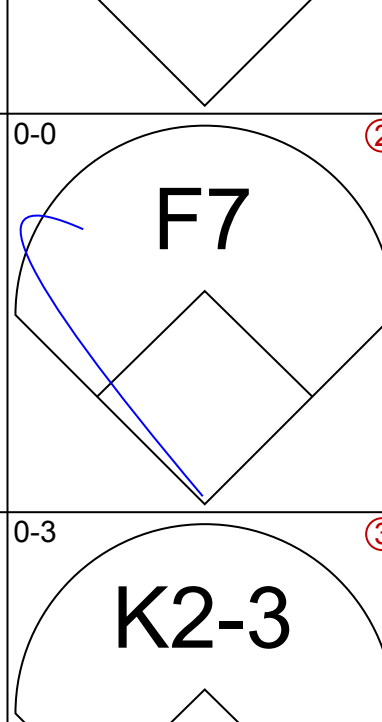
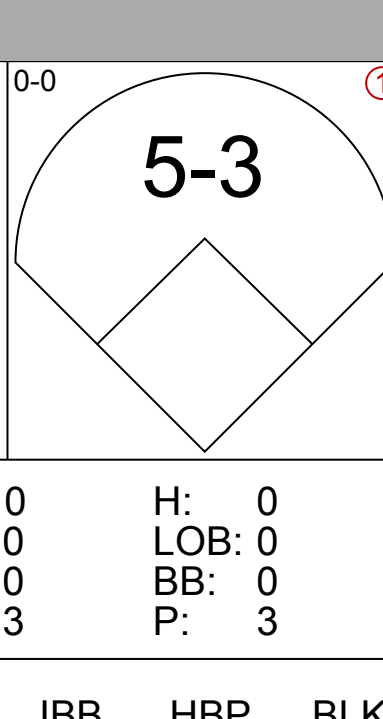
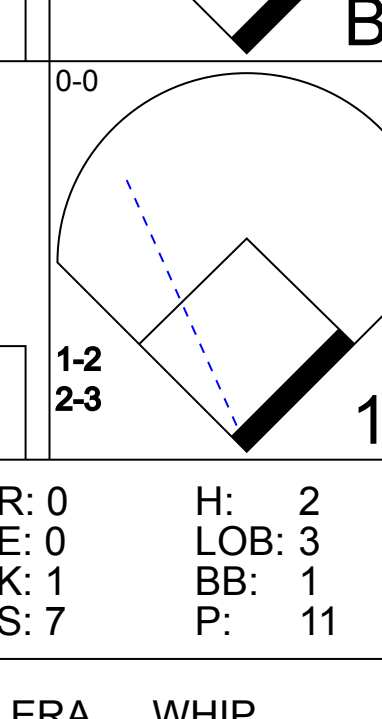
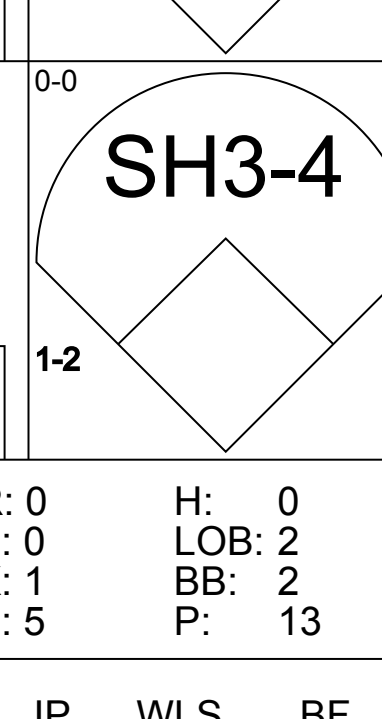
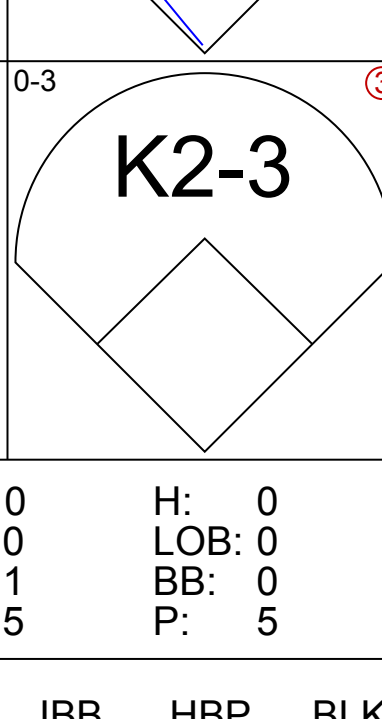
Batter	1	2	3	4	5	6	7	8	9	AB	R	H	RBI	BB	SO	LOB	BOTTOM																			
<b>Juan Samuel, R</b> OBP: 0.347, SLG: 0.510 (1,4)	5-3		1-3	FC6-4				F8		5	0	0	0	0	0	4	<b>San Francisco Giants @ Philadelphia Phillies</b> <b>Veterans Stadium, Philadelphia, PA</b> Tue Aug 25 1987, 7:05 PM EDT Att: 28,841 - Unknown																			
<b>Milt Thompson, L</b> OBP: 0.373, SLG: 0.474 (1,8)	F8									5	1	1	1	0	1	0																				
<b>Von Hayes, L</b> OBP: 0.437, SLG: 0.529 (1,3)	G3									3	0	0	0	1	0	0																				
<b>Mike Schmidt, R</b> OBP: 0.403, SLG: 0.552 (1,5)										3	0	1	1	1	0	0																				
<b>Chris James, R</b> OBP: 0.363, SLG: 0.588 (1,7)										3	0	1	0	1	0	2																				
<b>Glenn Wilson, R</b> OBP: 0.312, SLG: 0.388 (1,9)										3	0	0	0	1	0	3																				
<b>Darren Daulton, L</b> OBP: 0.287, SLG: 0.318 (1,2)										4	0	1	0	0	1	2																				
<b>Steve Jeltz, S</b> OBP: 0.313, SLG: 0.284 (8, PH) <b>Greg Gross, L</b> OBP: 0.395, SLG: 0.380 <b>Luis Aquayo, R</b> OBP: 0.279, SLG: 0.406 (8,6)										2	1	1	0	1	0	1																				
<b>Kevin Gross, R</b> OBP: 0.212, SLG: 0.200 (8,1) <b>Jeff Calhoun, L</b> OBP: 0.343, SLG: 0.371 (8, PH)										1	0	1	0	0	0	0																				
<b>Inning Stats</b>	R: 0 E: 0 K: 0 S: 3	H: 0 LOB: 0 BB: 0 P: 3	R: 0 E: 0 K: 0 S: 3	H: 0 LOB: 1 BB: 1 P: 7	R: 2 E: 0 K: 0 S: 5	H: 2 LOB: 2 BB: 2 P: 13	R: 0 E: 1 K: 1 S: 7	H: 2 LOB: 2 BB: 0 P: 7	R: 0 E: 0 K: 0 S: 4	H: 1 LOB: 1 BB: 1 P: 8	R: 0 E: 0 K: 0 S: 3	H: 0 LOB: 0 BB: 0 P: 3	R: 0 E: 0 K: 1 S: 5	H: 0 LOB: 1 BB: 1 P: 9	R: 0 E: 0 K: 2 S: 7	H: 0 LOB: 0 BB: 0 P: 7		1B: 4 2B: 2 3B: 0 HR: 0	SF: 0 SAC: 2 DP: 0 HBP: 0	WP: 0 PB: 0 SB: 0 CS: 0	PA: 38															
<b>PITCHER</b>	IP	WLS	BF	H	R	ER	SO	BB	IBB	HBP	BLK	WP	HR	S	P	ERA	WHIP	<b>PITCHER</b>		IP	WLS	BF	H	R	ER	SO	BB	IBB	HBP	BLK	WP	HR	S	P	ERA	WHIP
<b>Kelly Downs, R</b> ERA: 4.0 (1,1)	6.0		28	6	2	2	1	4	0	0	0	0	0	26	42	3.00	1.667																			
<b>Craig Lefferts, L</b> ERA: 4.09 (7,1)	0.2		2	0	0	0	0	0	0	0	0	0	0	2	2	0.00	0.000																			
<b>Scott Garrelts, R</b> ERA: 3.0 (7,1)	2.1	W	8	0	0	0	3	1	0	0	0	0	0	13	17	0.00	0.429																			

AB 31  
R 2  
H 6  
RBI 2  
BB 5  
SO 4  
LOB 13





Batter	1	2	3	4	5	6	7	8	9	AB	R	H	RBI	BB	SO	LOB	TOP		
<b>Robby Thompson, R</b> OBP: 0.323, SLG: 0.409 (1,4)										4	0	0	0	0	1	1	<b>San Francisco Giants @ Philadelphia Phillies</b> <b>Veterans Stadium, Philadelphia, PA</b> Wed Aug 26 1987, 7:05 PM EDT Att: 23,776 - Unknown		
<b>Chris Speier, R</b> OBP: 0.341, SLG: 0.404 (1,5)										4	1	2	0	0	2	0			
<b>Bob Brenly, R</b> OBP: 0.359, SLG: 0.495 (1,2)										3	1	1	2	1	1	0			
<b>Candy Maldonado, R</b> OBP: 0.360, SLG: 0.531 (1,9)										3	0	0	0	1	1	1			
<b>Chili Davis, S</b> OBP: 0.327, SLG: 0.413 (1,8) (9,7)										3	0	0	0	0	1	2			
<b>Joel Youngblood, R</b> OBP: 0.281, SLG: 0.366 (1,7) <b>Eddie Milner, L</b> OBP: 0.277, SLG: 0.316 (9,8)										3	0	0	0	0	1	0			
<b>Mike Aldrete, L</b> OBP: 0.388, SLG: 0.477 (1,3)										3	0	1	0	0	0	0			
<b>Jose Uribe, S</b> OBP: 0.330, SLG: 0.373 (1,6)										3	0	0	0	0	0	1			
<b>Dave Dravecky, R</b> OBP: 0.217, SLG: 0.167 (1,1) <b>Don Robinson, R</b> OBP: 0.133, SLG: 0.071 (8,1)										2	0	0	0	0	2	1			
<b>Inning Stats</b>	R: 0 H: 0 E: 0 S: 7	H: 0 LOB: 0 BB: 0 P: 7	R: 0 H: 0 E: 0 S: 7	H: 0 LOB: 0 BB: 0 P: 7	R: 0 H: 0 E: 0 S: 5	H: 0 LOB: 0 BB: 0 P: 5	R: 0 H: 0 E: 0 S: 7	H: 0 LOB: 0 BB: 0 P: 7	R: 0 H: 1 E: 0 S: 6	H: 1 LOB: 1 BB: 0 P: 6	R: 0 H: 1 E: 0 S: 3	H: 1 LOB: 1 BB: 1 P: 7	R: 0 H: 0 E: 0 S: 3	H: 0 LOB: 0 BB: 0 P: 3	R: 2 H: 2 E: 0 S: 7	H: 2 LOB: 2 BB: 0 P: 7	1B: 3 2B: 0 3B: 0 HR: 1	SF: 0 SAC: 0 DP: 1 HBP: 0	WP: 0 PA: 31 PB: 0 SB: 1 CS: 1
<b>PITCHER</b> <b>Shane Rawley, L</b> ERA: 3.83 (1,1)	IP: 9.0 WLS: L BF: 31 H: 4 R: 2 ER: 2 SO: 10 BB: 2 IBB: 0 HBP: 0 BLK: 0 WP: 0 HR: 1 S: 49 P: 57 ERA: 2.00 WHIP: 0.667															<b>PITCHER</b>			

Batter	1	2	3	4	5	6	7	8	9	AB	R	H	RBI	BB	SO	LOB	BOTTOM		
<b>Juan Samuel, R</b> OBP: 0.347, SLG: 0.507 (1,4)										3	0	0	0	1	2	3	<b>San Francisco Giants @ Philadelphia Phillies</b> <b>Veterans Stadium, Philadelphia, PA</b> Wed Aug 26 1987, 7:05 PM EDT Att: 23,776 - Unknown		
<b>Milt Thompson, L</b> OBP: 0.368, SLG: 0.469 (1,8)										4	0	0	0	0	1	5			
<b>Chris James, R</b> OBP: 0.359, SLG: 0.580 (1,7)										4	0	0	0	0	0	0			
<b>Mike Schmidt, R</b> OBP: 0.400, SLG: 0.546 (1,5)										4	0	0	0	0	1	1			
<b>Von Hayes, L</b> OBP: 0.437, SLG: 0.527 (1,3)										3	0	1	0	1	2	0			
<b>Glenn Wilson, R</b> OBP: 0.312, SLG: 0.387 (1,9)										4	0	1	0	0	0	2			
<b>Lance Parrish, R</b> OBP: 0.305, SLG: 0.396 (1,2)										3	0	2	0	1	0	0			
<b>Steve Jeltz, S</b> OBP: 0.314, SLG: 0.281 (1,6) <b>Greg Gross, L</b> OBP: 0.392, SLG: 0.376 (9,PH)										2	0	0	0	1	1	3			
<b>Shane Rawley, R</b> OBP: 0.191, SLG: 0.224 (1,1) <b>Jeff Stone, L</b> OBP: 0.340, SLG: 0.367 (9,PH)										2	0	1	0	0	0	0			
<b>Inning Stats</b>	R: 0 H: 0 E: 0 S: 7	H: 2 LOB: 2 BB: 0 P: 7	R: 0 H: 0 E: 0 S: 3	H: 0 LOB: 0 BB: 0 P: 3	R: 0 H: 0 E: 0 S: 5	H: 0 LOB: 0 BB: 0 P: 5	R: 0 H: 2 E: 0 S: 7	H: 2 LOB: 3 BB: 1 P: 11	R: 0 H: 1 E: 0 S: 6	H: 1 LOB: 1 BB: 0 P: 6	R: 0 H: 0 E: 0 S: 5	H: 0 LOB: 2 BB: 2 P: 13	R: 0 H: 0 E: 1 S: 3	H: 0 LOB: 1 BB: 1 P: 7	R: 0 H: 0 E: 0 S: 5	H: 0 LOB: 0 BB: 0 P: 5	1B: 4 2B: 1 3B: 0 HR: 0	SF: 0 SAC: 1 DP: 1 HBP: 0	WP: 0 PA: 36 PB: 0 SB: 0 CS: 0
<b>PITCHER</b> <b>Dave Dravecky, L</b> ERA: 3.43 (1,1) <b>Don Robinson, R</b> ERA: 3.24 (8,1)	IP: 7.2 WLS: W BF: 4 H: 0 R: 0 ER: 0 SO: 1 BB: 0 IBB: 0 HBP: 0 BLK: 0 WP: 0 HR: 0 S: 6 P: 6 ERA: 0.00 WHIP: 0.000															<b>PITCHER</b>			







Batter	1	2	3	4	5	6	7	8	9	AB	R	H	RBI	BB	SO	LOB	TOP			
Juan Samuel, R (1, 4) OBP: 0.346, SLG: 0.506	4-0 BB		0-0 6-3		0-3 K			4-0 BB		2	0	0	0	2	1	1	<b>Philadelphia Phillies @ San Diego Padres</b> Jack Murphy Stadium, San Diego, CA Sat Aug 29 1987, 10:05 PM EDT Att: 12,492 - Unknown <a href="http://livebaseballscorecards.com">livebaseballscorecards.com</a>			
Milt Thompson, L (1, 8) OBP: 0.369, SLG: 0.471	0-0 4-3		0-0 4-3			0-0 4-3		0-0 G3		4	0	0	0	0	0	2				
Chris James, R (1, 7) OBP: 0.357, SLG: 0.586	0-0 6-3		0-0 5-3			0-0 HR		0-3 K		4	1	1	1	0	1	2				
Mike Schmidt, R (1, 5) OBP: 0.405, SLG: 0.554	0-0 6-3			4-0 PO 5-3 BB		0-0 G4-6-3 1B		0-0 F9		3	0	1	0	1	0	1				
Von Hayes, L (1, 3) OBP: 0.438, SLG: 0.524		0-0 FC4-6 BB 1B		0-3 K		0-0 G4-6-3 1B		0-3 K		4	0	1	0	0	2	2				
Lance Parrish, R (1, 2) OBP: 0.308, SLG: 0.396		4-0 FC4-6 BB		0-0 5-3			0-0 5-3		0-3 K		3	0	0	0	1	1				
Glenn Wilson, R (1, 9) OBP: 0.309, SLG: 0.383		0-0 FC4-6 FC6-4		0-0 PO	0-0 4-3		0-0 6-3			3	0	0	0	0	0	2				
Steve Jeltz, S (1, 6) OBP: 0.316, SLG: 0.284		0-3 K		0-0 1B			0-0 F9			3	0	1	0	0	1	2				
Bruce Ruffin, S (1, 1) OBP: 0.051, SLG: 0.068		0-0 FC6-4		0-3 K			0-0 F7			2	0	0	0	0	1	3				
Steve Bedrosian, R (7, 1) Ron Roenicke, S (8, PH) Jeff Calhoun, L (8, 1)										0	0	0	0	0	0	0				
<b>Inning Stats</b>	R: 0 E: 0 K: 0 S: 3	H: 0 LOB: 1 BB: 1 P: 7	R: 0 E: 0 K: 1 S: 6	H: 1 LOB: 2 BB: 1 P: 10	R: 0 E: 0 K: 0 S: 3	H: 0 LOB: 0 BB: 0 P: 3	R: 0 E: 0 K: 1 S: 4	H: 0 LOB: 0 BB: 1 P: 8	R: 0 E: 0 K: 2 S: 8	H: 1 LOB: 1 BB: 0 P: 8	R: 1 E: 0 K: 0 S: 4	H: 2 LOB: 0 BB: 0 P: 4	R: 0 E: 0 K: 0 S: 3	H: 0 LOB: 1 BB: 1 P: 9	R: 0 E: 0 K: 2 S: 7	H: 0 LOB: 0 BB: 0 P: 7	1B: 3 2B: 0 3B: 0 HR: 1	SF: 0 SAC: 0 DP: 1 HBP: 0	WP: 0 PB: 0 SB: 0 CS: 0	PA: 34
<b>PITCHER</b> Eric Nolte, L (1, 1) ERA: 1.72	IP: 9.0 WLS: W BF: 33 H: 4 R: 1 ER: 1 SO: 7 BB: 4 IBB: 0 HBP: 0 BLK: 0 WP: 0 HR: 1 S: 43 P: 59 ERA: 1.00 WHIP: 0.889																			

Batter	1	2	3	4	5	6	7	8	9	AB	R	H	RBI	BB	SO	LOB	BOTTOM	
Stan Jefferson, S (1, 7) OBP: 0.321, SLG: 0.376	0-0 G5-3 S 1B		0-0 F6		0-0 2-3 1B		4-0 1B WP BB	0-0 SH5-3		3	1	2	0	1	0	2	<b>Philadelphia Phillies @ San Diego Padres</b> Jack Murphy Stadium, San Diego, CA Sat Aug 29 1987, 10:05 PM EDT Att: 12,492 - Unknown <a href="http://livebaseballscorecards.com">livebaseballscorecards.com</a>	
Tony Gwynn, L (1, 9) OBP: 0.437, SLG: 0.513	4-0 G5-3 1B BB		0-0 4-3		0-0 1-3		0-0 F6 1B	0-0 L6		4	2	1	0	1	0	3		
Randy Ready, R (1, 4) OBP: 0.411, SLG: 0.462	0-0 G5-3		0-3 K		0-0 F8		0-0 F6	0-0 F7		3	0	0	0	0	1	2		
Tim Flannery, L (7, PH) OBP: 0.356, SLG: 0.290	1-2 2-3f						1-2			2	0	0	0	0	0	3		
John Kruk, L (1, 3) OBP: 0.429, SLG: 0.534	0-0 2H 1B		4-0 1B BB		0-3 K		4-0 1B IBB			2	0	1	1	2	1	0		
Benito Santiago, R (1, 2) OBP: 0.317, SLG: 0.445	0-0 5-3		0-0 1B		0-0 1B		0-3 K			4	0	2	0	0	1	4		
Shane Mack, R (1, 8) OBP: 0.304, SLG: 0.392		4-0 1B BB		0-0 F9		0-3 K		0-0 1B		2	0	0	0	1	1	3		
Marvell Wynne, L (7, PH) OBP: 0.331, SLG: 0.342							1-3 2H 3H 4-0			1	0	1	2	0	0	0		
Garry Templeton, S (1, 6) OBP: 0.287, SLG: 0.295		0-0 1B		4-0 1B S BB		0-0 F7		0-0 IBB		2	0	1	0	2	0	0		
Luis Salazar, R (1, 5) OBP: 0.310, SLG: 0.342		0-3 K		0-3 K		0-3 K		0-0 F8		4	0	0	0	0	3	6		
Eric Nolte, L (1, 1) OBP: 0.154, SLG: 0.083		0-3 K		0-0 2-3		0-3 K		4-0 SH5-3 BB		3	0	0	0	1	2	3		
<b>Inning Stats</b>	R: 1 E: 0 K: 0 S: 4	H: 2 LOB: 1 BB: 1 P: 8	R: 0 E: 0 K: 2 S: 8	H: 1 LOB: 2 BB: 1 P: 12	R: 0 E: 0 K: 1 S: 6	H: 1 LOB: 2 BB: 1 P: 10	R: 0 E: 0 K: 1 S: 6	H: 1 LOB: 1 BB: 0 P: 8	R: 0 E: 0 K: 2 S: 7	H: 0 LOB: 0 BB: 0 P: 7	R: 2 E: 0 K: 1 S: 7	H: 2 LOB: 3 BB: 3 P: 19	R: 0 E: 0 K: 0 S: 3	H: 0 LOB: 1 BB: 1 P: 7	1B: 8 2B: 0 3B: 0 HR: 0	SF: 0 SAC: 1 DP: 1 HBP: 0	WP: 1 PB: 0 SB: 2 CS: 0	PA: 39
<b>PITCHER</b> Bruce Ruffin, L (1, 1) ERA: 4.41 Steve Bedrosian, R (7, 1) ERA: 2.69 Jeff Calhoun, L (8, 1) ERA: 1.42	IP: 6.0 WLS: L BF: 29 H: 7 R: 3 ER: 3 SO: 8 BB: 5 IBB: 0 HBP: 0 BLK: 0 WP: 0 HR: 0 S: 40 P: 60 ERA: 4.50 WHIP: 2.000																	

AB	29
R	1
H	4
RBI	1
BB	4
SO	7
LOB	16





Batter	1	2	3	4	5	6	7	8	9	AB	R	H	RBI	BB	SO	LOB	TOP			
Juan Samuel, R OBP: 0.346, SLG: 0.504 (1, 4)	0-3 K		0-0 1B		0-0 5-3		0-0 F4			4	0	1	0	0	1	2				
Milt Thompson, L OBP: 0.368, SLG: 0.468 (1, 8)	0-0 6-3		0-3 K		4-0 BB		0-0 F7			3	0	0	0	1	1	1				
Chris James, R OBP: 0.353, SLG: 0.578 (1, 7)	0-3 K			0-0 5-3	0-3 K			0-0 F8		4	0	0	0	0	2	2				
Mike Schmidt, R OBP: 0.405, SLG: 0.556 (1, 5)		0-0 E 2B		0-0 F4		0-0 1B		0-0 F9		4	1	2	0	0	0	0				
Von Hayes, L OBP: 0.436, SLG: 0.522 (1, 3)		0-0 F8		0-0 1B		0-0 F6		0-0 G3		4	0	1	0	0	0	2				
Glenn Wilson, R OBP: 0.310, SLG: 0.384 (1, 9)		0-0 E7 4-3 1B		0-0 1B		0-0 F9			0-0 3-1	4	0	2	0	0	0	1				
Darren Daulton, L OBP: 0.276, SLG: 0.304 (1, 2)		0-0 4-3 1-2		0-0 F8		0-3 K			0-0 6-3	4	0	0	0	0	1	4				
Steve Jeltz, S OBP: 0.318, SLG: 0.285 (1, 6)		0-0 F7			4-0 SH1-4 BB		0-0 1-3		0-0 1B	3	0	1	0	1	0	1				
Kevin Gross, R OBP: 0.208, SLG: 0.396 (5, 1)			0-3 K		0-0 SH1-4		0-0 E 2B		0-0 G3	1	0	0	0	0	0	0				
Michael Jackson, R OBP: 0.179, SLG: 0.125 (7, PH)										0	0	0	0	0	0	0				
Jeff Stone, L OBP: 0.333, SLG: 0.389 (7, 1)										0	0	0	0	0	0	0				
Kent Tekulve, R OBP: 0.309, SLG: 0.350 (8, 1)										0	0	0	0	0	0	0				
Wally Ritchie, L OBP: 0.299, SLG: 0.250 (8, PH)										0	0	0	0	0	0	0				
Greg Gross, L OBP: 0.395, SLG: 0.373 (8, PH)										1	0	0	0	0	0	1				
<b>Inning Stats</b>	R: 0 E: 0 K: 2 S: 7	H: 0 LOB: 0 BB: 0 P: 7	R: 1 E: 1 K: 0 S: 5	H: 2 LOB: 1 BB: 0 P: 5	R: 0 E: 0 K: 2 S: 7	H: 1 LOB: 0 BB: 0 P: 7	R: 0 E: 0 K: 0 S: 5	H: 2 LOB: 2 BB: 2 P: 5	R: 0 E: 0 K: 1 S: 6	H: 1 LOB: 1 BB: 0 P: 6	R: 0 E: 0 K: 0 S: 4	H: 1 LOB: 1 BB: 0 P: 4	R: 0 E: 0 K: 0 S: 3	H: 0 LOB: 0 BB: 0 P: 3	R: 0 E: 0 K: 0 S: 4	H: 1 LOB: 1 BB: 0 P: 4	1B: 6 2B: 2 3B: 0 HR: 0	SF: 0 SAC: 1 DP: 0 HBP: 0	WP: 0 PB: 0 SB: 0 CS: 0	PA: 36
<b>PITCHER</b> Mark Grant, R ERA: 4.32 (1, 1)	IP: 9.0 WLS: W BF: 36 H: 8 R: 1 ER: 1 SO: 6 BB: 2 IBB: 0 HBP: 0 BLK: 0 WP: 0 HR: 0 S: 46 P: 54 ERA: 1.00 WHIP: 1.111																			

Philadelphia Phillies @ San Diego Padres  
Jack Murphy Stadium, San Diego, CA  
Sun Aug 30 1987, 6:33 AM EDT  
Att: 12,072 - Unknown

AB 33  
R 1  
H 8  
RBI 0  
BB 2  
SO 6  
LOB 14



Batter	1	2	3	4	5	6	7	8	9	AB	R	H	RBI	BB	SO	LOB	BOTTOM			
Marvell Wynne, L OBP: 0.335, SLG: 0.378 (1, 8) (7, 7)	0-0 4-3		0-0 G3 3B	0-3 K		0-0 1-H HR				4	2	2	2	0	1	2				
Tony Gwynn, L OBP: 0.440, SLG: 0.516 (1, 9)	4-0 S BB		0-0 G3		0-0 4-3 E 2B	0-0 1B				3	1	2	1	1	0	0				
Carmelo Martinez, R OBP: 0.394, SLG: 0.404 (1, 7) (7, 8)	0-0 F9		0-3 K		0-0 4-3	0-0 F9				4	0	0	0	0	1	3				
Shane Mack, R OBP: 0.304, SLG: 0.392 (1, 7)					2-3					0	0	0	0	0	0	0				
John Kruk, L OBP: 0.425, SLG: 0.528 (1, 3)	0-0 6-3		0-0 F7		0-3 K		0-3 K			4	0	0	0	0	2	2				
Bento Santiago, R OBP: 0.316, SLG: 0.443 (1, 2)		0-3 K		0-0 L9	0-0 E5	0-0 CS 1B				4	0	1	0	0	1	0				
Chris Brown, R OBP: 0.291, SLG: 0.373 (1, 5)		0-0 HR		0-0 E 1B 1B	0-3 K	0-0 F9				4	2	2	1	0	1	2				
Garry Templeton, S OBP: 0.287, SLG: 0.293 (1, 6)		4-0 S BB		0-3 K		0-0 1-3		0-0 5-3		3	0	0	0	1	1	1				
Tim Flannery, L OBP: 0.358, SLG: 0.291 (1, 4)		0-3 K		0-0 E6 1B		4-0 HR BB		0-0 G4-3-6 1B		3	1	1	0	1	1	2				
Mark Grant, R OBP: 0.152, SLG: 0.097 (1, 1)		0-0 1-3		0-0 1-2 1B		0-3 K		0-0 G4-3-6		4	0	1	1	0	1	3				
<b>Inning Stats</b>	R: 0 E: 0 K: 0 S: 3	H: 0 LOB: 1 BB: 1 P: 7	R: 1 E: 0 K: 2 S: 8	H: 1 LOB: 1 BB: 1 P: 12	R: 1 E: 0 K: 1 S: 6	H: 1 LOB: 0 BB: 0 P: 6	R: 1 E: 1 K: 2 S: 10	H: 2 LOB: 2 BB: 0 P: 10	R: 1 E: 1 K: 2 S: 9	H: 1 LOB: 1 BB: 0 P: 9	R: 2 E: 0 K: 1 S: 7	H: 2 LOB: 1 BB: 1 P: 11	R: 0 E: 0 K: 1 S: 5	H: 1 LOB: 0 BB: 0 P: 5	R: 0 E: 0 K: 0 S: 3	H: 1 LOB: 0 BB: 0 P: 3	1B: 5 2B: 1 3B: 1 HR: 2	SF: 0 SAC: 0 DP: 1 HBP: 0	WP: 0 PB: 0 SB: 3 CS: 1	PA: 36
<b>PITCHER</b> Kevin Gross, R ERA: 4.39 (1, 1)	IP: 4.2 WLS: L BF: 23 H: 5 R: 4 ER: 2 SO: 6 BB: 2 IBB: 0 HBP: 0 BLK: 0 WP: 0 HR: 1 S: 33 P: 41 ERA: 3.86 WHIP: 1.500																			
Michael Jackson, R ERA: 4.24 (5, 1)	1.1 7 2 2 2 2 1 0 0 0 0 0 1 10 14 13.50 2.250																			
Kent Tekulve, R ERA: 3.09 (7, 1)	1.0 3 1 0 0 1 0 0 0 0 0 0 0 5 5 0.00 1.000																			
Wally Ritchie, L ERA: 3.81 (8, 1)	1.0 3 1 0 0 0 0 0 0 0 0 0 0 3 3 0.00 1.000																			

Philadelphia Phillies @ San Diego Padres  
Jack Murphy Stadium, San Diego, CA  
Sun Aug 30 1987, 6:33 AM EDT  
Att: 12,072 - Unknown

AB 33  
R 6  
H 9  
RBI 5  
BB 3  
SO 9  
LOB 15





Batter	1	2	3	4	5	6	7	8	9	AB	R	H	RBI	BB	SO	LOB	TOP											
Juan Samuel, R (1,4) OBP: 0.345, SLG: 0.502	0-3 K		0-3 K		0-0 CS		0-0 F9			4	0	1	1	0	2	2	Philadelphia Phillies @ Los Angeles Dodgers Dodger Stadium, Los Angeles, CA Mon Aug 31 1987, 7:05 PM PDT Att: 38,104 - Unknown											
Milt Thompson, L (1,8) OBP: 0.364, SLG: 0.463	0-0 6-3		0-0 5-3		0-0 F8		0-0 F7			4	0	0	0	0	0	3												
Von Hayes, L (1,3) OBP: 0.435, SLG: 0.519	0-0 BB 1B		0-0 F9		0-0 CS	0-0 4-3		0-0 3-1		4	1	1	0	0	0	0												
Mike Schmidt, R (1,5) OBP: 0.406, SLG: 0.561	4-0 1B BB			0-0 5-3		0-3 K		0-0 HR		3	1	1	1	1	1	0												
Lance Parrish, R (1,2) OBP: 0.312, SLG: 0.398	0-0 1-2 2-H 1B			0-0 FC6-4 1B		4-0 BB		0-3 K		3	0	2	1	1	1	0												
Glenn Wilson, R (1,9) OBP: 0.308, SLG: 0.381	0-3 K			0-0 FC6-4 CS		0-0 F9		0-0 F8		4	0	0	0	0	1	4												
Greg Gross, L (1,7) OBP: 0.393, SLG: 0.377		0-0 F8		0-0 CS	0-0 2B SH1-4 1B		0-0 4-3		0-0 G5-4-3 1B	4	1	2	0	0	0	0												
Steve Jeltz, S (1,6) OBP: 0.321, SLG: 0.293	0-3 K				0-0 SH1-4 1B 2B		0-0 F9 E		0-0 G5-4-3 1-2	4	1	2	0	0	1	1												
Shane Rawley, R (1,1) OBP: 0.183, SLG: 0.214 Steve Bedrosian, R (9,1)	0-3 K				0-0 SH1-4 2-3 3-H		0-0 E4		0-3 K	3	0	0	1	0	2	1												
<b>Inning Stats</b>	R: 1 E: 0 K: 2 S: 9	H: 2 LOB: 2 BB: 1 P: 13	R: 0 E: 0 K: 0 S: 7	H: 0 LOB: 0 BB: 0 P: 7	R: 0 E: 0 K: 1 S: 5	H: 0 LOB: 0 BB: 0 P: 5	R: 0 E: 0 K: 0 S: 3	H: 1 LOB: 0 BB: 0 P: 3	R: 2 E: 0 K: 0 S: 5	H: 3 LOB: 0 BB: 0 P: 5	R: 0 E: 0 K: 1 S: 5	H: 0 LOB: 1 BB: 1 P: 9	R: 0 E: 1 K: 0 S: 5	H: 1 LOB: 2 BB: 0 P: 5	R: 1 E: 0 K: 1 S: 6	H: 1 LOB: 0 BB: 0 P: 6	R: 0 E: 0 K: 1 S: 5	H: 1 LOB: 0 BB: 0 P: 5	1B: 7 2B: 1 3B: 0 HR: 1	SF: 0 SAC: 1 DP: 1 HBP: 0	WP: 0 PB: 0 SB: 0 CS: 2	PA: 38						
<b>PITCHER</b>	IP	WLS	BF	H	R	ER	SO	BB	IBB	HBP	BLK	WP	HR	S	P	ERA	WHIP											
Bob Welch, R (1,1) ERA: 3.28	8.0	L	33	8	4	4	7	2	0	0	0	0	0	1	45	53	4.50	1.250										
Brad Havens, L (9,1) ERA: 3.81	1.0	S	3	1	0	0	1	0	0	0	0	0	0	0	5	5	0.00	1.000										

Batter	1	2	3	4	5	6	7	8	9	AB	R	H	RBI	BB	SO	LOB	BOTTOM											
Steve Sax, R (1,4) OBP: 0.315, SLG: 0.342 Phil Garner, R (4, PR) OBP: 0.267, SLG: 0.294	0-3 K			0-0 SH1-3 1B 2B	0-0 L3			0-0 L7		2	0	1	0	0	1	0	Philadelphia Phillies @ Los Angeles Dodgers Dodger Stadium, Los Angeles, CA Mon Aug 31 1987, 7:05 PM PDT Att: 38,104 - Unknown											
Glenn Hoffman, R (1,6) OBP: 0.286, SLG: 0.273	0-3 K			0-0 SH1-3			0-0 F3		0-0 5-3	3	0	0	0	0	1	0												
Pedro Guerrero, R (1,3) OBP: 0.397, SLG: 0.527	0-0 L7			0-0 L9			0-0 6-3		0-0 F8	4	0	0	0	0	0	2												
John Shelby, S (1,8) OBP: 0.301, SLG: 0.454		0-0 F8		0-0 1B			0-0 1B		0-0 BB 1B	4	1	3	1	0	0	0												
Mickey Hatcher, R (1,5) OBP: 0.334, SLG: 0.440		0-0 F6		0-0 F2			0-0 L3		4-0 FC4-6 1B BB	3	0	0	0	1	0	3												
Franklin Stubbs, L (1,7) OBP: 0.292, SLG: 0.419 Alex Trevino, R (9, PH) OBP: 0.293, SLG: 0.382		0-0 F8			0-0 F2		0-0 L3		0-0 FC4-6 1-2 2-H 1B	3	0	0	0	0	0	0												
Tito Landrum, R (1,9) OBP: 0.282, SLG: 0.248 Ken Landreaux, L (9, PH) OBP: 0.278, SLG: 0.339			0-0 F3		0-0 L5		0-0 E4		0-0 FC4-6 1-2 2-3 1B	3	0	0	0	0	0	0												
Mike Scioscia, L (1,2) OBP: 0.342, SLG: 0.376			0-0 6-3		0-0 1B		0-0 G4-6-3		4-0 BB	3	0	1	0	1	0	1												
Bob Welch, R (1,1) OBP: 0.208, SLG: 0.162 Craig Shipley, R (9, PH) OBP: 0.250, SLG: 0.292 Brad Havens, L (9,1) OBP: 0.219, SLG: 0.217			0-3 K		0-0 1B		0-0 1-2 1B		0-0 5-3	2	0	1	0	0	1	0												
<b>Inning Stats</b>	R: 0 E: 0 K: 2 S: 7	H: 0 LOB: 0 BB: 0 P: 7	R: 0 E: 0 K: 0 S: 3	H: 0 LOB: 0 BB: 0 P: 3	R: 0 E: 0 K: 1 S: 5	H: 0 LOB: 0 BB: 0 P: 5	R: 1 E: 0 K: 0 S: 5	H: 2 LOB: 2 BB: 0 P: 5	R: 0 E: 0 K: 0 S: 4	H: 1 LOB: 1 BB: 0 P: 4	R: 0 E: 1 K: 0 S: 3	H: 0 LOB: 0 BB: 0 P: 3	R: 0 E: 0 K: 0 S: 3	H: 0 LOB: 0 BB: 0 P: 3	R: 1 E: 0 K: 0 S: 5	H: 2 LOB: 2 BB: 2 P: 13	1B: 6 2B: 1 3B: 0 HR: 0	SF: 0 SAC: 1 DP: 1 HBP: 0	WP: 0 PB: 0 SB: 0 CS: 0	PA: 36								
<b>PITCHER</b>	IP	WLS	BF	H	R	ER	SO	BB	IBB	HBP	BLK	WP	HR	S	P	ERA	WHIP											
Shane Rawley, L (1,1) ERA: 3.76	8.1	W	33	7	2	2	3	1	0	0	0	0	0	2	38	42	2.16	0.960										
Steve Bedrosian, R (9,1) ERA: 2.66	0.2	S	3	0	0	0	0	1	0	0	0	0	0	2	6	0.00	1.500											







Batter	1	2	3	4	5	6	7	8	9	AB	R	H	RBI	BB	SO	LOB	TOP			
Juan Samuel, R (1,4) OBP: 0.346, SLG: 0.505										4	1	2	1	0	1	0	Philadelphia Phillies @ Los Angeles Dodgers Dodger Stadium, Los Angeles, CA Wed Sep 02 1987, 7:05 PM PDT Att: 19,958 - Unknown			
Milt Thompson, L (1,8) OBP: 0.361, SLG: 0.456										4	1	0	0	1	1	4				
Keith Hughes, L (1,9) Glenn Wilson, R (9,9) OBP: 0.309, SLG: 0.385										3	2	2	2	1	0	0				
Mike Schmidt, R (1,5) OBP: 0.404, SLG: 0.555										5	0	2	0	0	0	3				
Von Hayes, L (1,3) OBP: 0.436, SLG: 0.518										5	0	2	2	0	1	3				
Chris James, R (1,7) OBP: 0.347, SLG: 0.566										4	0	0	0	0	0	4				
Darren Daulton, L (1,2) OBP: 0.275, SLG: 0.295										3	0	0	0	1	1	2				
Steve Jeltz, S (1,6) OBP: 0.326, SLG: 0.298										3	2	1	0	1	0	2				
Don Carman, L (1,1) Kent Tekulve, R (8,1) Greg Gross, L (8,7) OBP: 0.390, SLG: 0.374										2	0	0	0	0	1	0				
<b>Inning Stats</b>	R: 2 E: 0 K: 1 S: 8	H: 3 LOB: 2 BB: 0 P: 9	R: 0 E: 0 K: 2 S: 7	H: 0 LOB: 0 BB: 0 P: 7	R: 0 E: 0 K: 1 S: 5	H: 0 LOB: 0 BB: 0 P: 5	R: 0 E: 0 K: 1 S: 5	H: 0 LOB: 0 BB: 0 P: 5	R: 1 E: 0 K: 0 S: 4	H: 2 LOB: 2 BB: 2 P: 12	R: 1 E: 0 K: 0 S: 4	H: 1 LOB: 1 BB: 1 P: 8	R: 0 E: 0 K: 0 S: 3	H: 0 LOB: 0 BB: 0 P: 3	R: 1 E: 1 K: 0 S: 5	H: 1 LOB: 3 BB: 1 P: 10		1B: 9 2B: 0 3B: 0 HR: 0	SF: 0 SAC: 1 DP: 1 HBP: 2	WP: 0 PB: 0 SB: 1 CS: 1
<b>PITCHER</b>	IP: 8.0 WLS: L BF: 34	H: 8 R: 5 ER: 4 SO: 5	BB: 3 IBB: 0 HBP: 1 BLK: 0	WP: 0 HR: 0 S: 40 P: 53	ERA: 4.50 WHIP: 1.375	IP: 1.0 WLS: L BF: 7	H: 1 R: 1 ER: 0 SO: 0	BB: 1 IBB: 0 HBP: 1 BLK: 0	WP: 0 HR: 0 S: 5 P: 10	ERA: 0.00 WHIP: 2.000										

AB	34
R	6
H	9
RBI	5
BB	4
SO	5
LOB	19



Batter	1	2	3	4	5	6	7	8	9	AB	R	H	RBI	BB	SO	LOB	BOTTOM			
Steve Sax, R (1,4) OBP: 0.311, SLG: 0.338										4	0	0	0	0	0	2	Philadelphia Phillies @ Los Angeles Dodgers Dodger Stadium, Los Angeles, CA Wed Sep 02 1987, 7:05 PM PDT Att: 19,958 - Unknown			
Glenn Hoffman, R (1,6) Danny Heep, L (8, PH) Alejandro Pena, R (9,1) OBP: 0.277, SLG: 0.277 OBP: 0.208, SLG: 0.205 OBP: 0.083, SLG: 0.083										3	0	1	0	0	1	0				
Pedro Guerrero, R (1,3) OBP: 0.403, SLG: 0.536										2	1	2	1	2	0	0				
John Shelby, S (1,8) OBP: 0.295, SLG: 0.445										4	0	0	1	0	0	6				
Mickey Hatcher, R (1,5) OBP: 0.330, SLG: 0.436										4	0	0	0	0	1	2				
Tito Landrum, R (1,7) Ken Landreaux, L (9, PH) OBP: 0.285, SLG: 0.286 OBP: 0.280, SLG: 0.341										3	0	1	0	0	1	0				
Alex Trevino, R (1,2) Mike Scioscia, L (9, PH) OBP: 0.265, SLG: 0.370 OBP: 0.343, SLG: 0.375										3	0	0	0	0	1	1				
Mike Devereaux, R (1,9) Franklin Stubbs, L (9, PH) OBP: 0.333, SLG: 0.333 OBP: 0.298, SLG: 0.413										3	0	1	0	0	0	0				
Orel Hershiser, R (1,1) Phil Garner, R (8, PH) Craig Shipley, R (9, 6) OBP: 0.257, SLG: 0.306 OBP: 0.274, SLG: 0.306 OBP: 0.250, SLG: 0.292										2	0	0	0	0	1	1				
<b>Inning Stats</b>	R: 0 E: 0 K: 0 S: 4	H: 1 LOB: 1 BB: 0 P: 4	R: 0 E: 0 K: 3 S: 9	H: 0 LOB: 0 BB: 0 P: 9	R: 0 E: 0 K: 0 S: 3	H: 1 LOB: 0 BB: 0 P: 3	R: 0 E: 0 K: 1 S: 5	H: 0 LOB: 0 BB: 0 P: 5	R: 1 E: 1 K: 0 S: 5	H: 1 LOB: 2 BB: 1 P: 9	R: 0 E: 0 K: 0 S: 3	H: 0 LOB: 0 BB: 0 P: 3	R: 1 E: 1 K: 0 S: 5	H: 1 LOB: 2 BB: 1 P: 9	R: 0 E: 0 K: 0 S: 3	H: 0 LOB: 0 BB: 0 P: 3		1B: 5 2B: 0 3B: 0 HR: 1	SF: 0 SAC: 0 DP: 1 HBP: 0	WP: 0 PB: 0 SB: 0 CS: 0
<b>PITCHER</b>	IP: 7.0 WLS: W BF: 27	H: 6 R: 2 ER: 1 SO: 5	BB: 1 IBB: 0 HBP: 0 BLK: 0	WP: 0 HR: 1 S: 36 P: 40	ERA: 1.29 WHIP: 1.000	IP: 2.0 WLS: L BF: 8	H: 0 R: 0 ER: 0 SO: 0	BB: 1 IBB: 0 HBP: 0 BLK: 0	WP: 0 HR: 0 S: 7 P: 11	ERA: 0.00 WHIP: 0.500										

AB	33
R	2
H	6
RBI	2
BB	2
SO	5
LOB	14





Batter	1	2	3	4	5	6	7	8	9	10	AB	R	H	RBI	BB	SO	LOB	TOP	
Juan Samuel, R OBP: 0.347, SLG: 0.516 (1, 4)	K		HR			HR		F5			4	2	2	2	0	1	0	Philadelphia Phillies @ San Francisco Giants Candlestick Park, San Francisco, CA Fri Sep 04 1987, 10:05 PM EDT Att: 16,644 - Unknown	
Von Hayes, L OBP: 0.433, SLG: 0.513 (1, 3)	5-3		K			F5		G3			4	0	0	0	0	1	0		
Chris James, R OBP: 0.343, SLG: 0.559 (1, 7)	6-3			4-3		F9		F8			4	0	0	0	0	0	0		
Mike Schmidt, R OBP: 0.401, SLG: 0.550 (1, 5)		5-3		F3		L1		F6			4	0	0	0	0	0	0		
Lance Parrish, R OBP: 0.311, SLG: 0.402 (1, 2)		F8		L3		K		F7			4	0	0	0	0	1	0		
Glenn Wilson, R OBP: 0.312, SLG: 0.390 (1, 9)					FC3-6 1B	BB 1B		6-3			4	0	3	0	0	0	0		
Milt Thompson, L OBP: 0.362, SLG: 0.454 (1, 8)		4-3		FC3-6 CS		BB 1-2		BB			2	0	0	0	2	0	2		
Steve Jeltz, S OBP: 0.326, SLG: 0.296 (1, 6)			4-3		BB 1-2	BB		F7			2	0	0	0	1	1	2		
Greg Gross, L OBP: 0.357, SLG: 0.371 (10, PH)						K		F7			1	0	0	0	0	0	1		
Wally Ritchie, L OBP: 0.250, SLG: 0.250 (10, 1)						BB		K			0	0	0	0	0	0	0		
Bruce Ruffin, S OBP: 0.298, SLG: 0.066 (7, PH)						F9		F9			2	0	0	0	0	0	1		
Rick Schiavone, R OBP: 0.318, SLG: 0.488 (7, 1)											1	0	0	0	0	0	2		
Kent Tekulve, R OBP: 0.279, SLG: 0.406 (7, 1)											0	0	0	0	0	0	0		
Jeff Calhoun, L OBP: 0.176, SLG: 0.102 (8, 1)											0	0	0	0	0	0	0		
Michael Jackson, R OBP: 0.200, SLG: 0.409 (10, PH)											1	0	0	0	0	1	0		
Keith Hughes, R OBP: 0.279, SLG: 0.406 (10, 6)											0	0	0	0	0	0	0		
<b>Inning Stats</b>	R: 0 E: 0 K: 1 S: 5	H: 0 LOB: 0 BB: 0 P: 5	R: 0 E: 0 K: 0 S: 4	H: 1 LOB: 1 BB: 0 P: 4	R: 1 E: 0 K: 1 S: 6	H: 1 LOB: 0 BB: 0 P: 6	R: 0 E: 0 K: 0 S: 3	H: 0 LOB: 0 BB: 0 P: 3	R: 0 E: 0 K: 0 S: 3	H: 1 LOB: 1 BB: 1 P: 7	R: 1 E: 0 K: 0 S: 4	H: 1 LOB: 2 BB: 1 P: 12	R: 0 E: 0 K: 0 S: 3	H: 0 LOB: 0 BB: 0 P: 3	R: 0 E: 0 K: 1 S: 4	H: 0 LOB: 0 BB: 1 P: 8	1B: 2 2B: 1 3B: 0 HR: 2	SF: 0 SAC: 0 DP: 0 HBP: 0	WP: 0 PA: 36 PB: 0 SB: 0 CS: 2
<b>PITCHER</b>	IP WLS BF H R ER SO BB IBB HBP BLK WP HR S P ERA WHIP	IP WLS BF H R ER SO BB IBB HBP BLK WP HR S P ERA WHIP	IP WLS BF H R ER SO BB IBB HBP BLK WP HR S P ERA WHIP	IP WLS BF H R ER SO BB IBB HBP BLK WP HR S P ERA WHIP	IP WLS BF H R ER SO BB IBB HBP BLK WP HR S P ERA WHIP	IP WLS BF H R ER SO BB IBB HBP BLK WP HR S P ERA WHIP	IP WLS BF H R ER SO BB IBB HBP BLK WP HR S P ERA WHIP	IP WLS BF H R ER SO BB IBB HBP BLK WP HR S P ERA WHIP	IP WLS BF H R ER SO BB IBB HBP BLK WP HR S P ERA WHIP	IP WLS BF H R ER SO BB IBB HBP BLK WP HR S P ERA WHIP	IP WLS BF H R ER SO BB IBB HBP BLK WP HR S P ERA WHIP	IP WLS BF H R ER SO BB IBB HBP BLK WP HR S P ERA WHIP	IP WLS BF H R ER SO BB IBB HBP BLK WP HR S P ERA WHIP	IP WLS BF H R ER SO BB IBB HBP BLK WP HR S P ERA WHIP	IP WLS BF H R ER SO BB IBB HBP BLK WP HR S P ERA WHIP	IP WLS BF H R ER SO BB IBB HBP BLK WP HR S P ERA WHIP	IP WLS BF H R ER SO BB IBB HBP BLK WP HR S P ERA WHIP	IP WLS BF H R ER SO BB IBB HBP BLK WP HR S P ERA WHIP	
Alee Hammaker, L ERA: 3.28 (1, 1)	7.0	27	5	2	2	4	2	0	0	0	0	0	0	0	0	0	0	2.57	1.000
Kelly Downs, R ERA: 3.94 (8, 1)	2.0	6	0	0	0	0	0	0	0	0	0	0	0	0	0	0	0	0.00	0.000
Don Robinson, R ERA: 3.58 (10, 1)	1.0	3	0	0	0	1	1	0	0	0	0	0	0	0	0	0	0	0.00	1.000

AB	33
R	2
H	5
RBI	2
BB	3
SO	5
LOB	8



Batter	1	2	3	4	5	6	7	8	9	10	AB	R	H	RBI	BB	SO	LOB	BOTTOM					
Robby Thompson, R OBP: 0.333, SLG: 0.418 (1, 4)	G4-6-3 BB		1B		HBP		BB		SH3-4		1	0	1	0	2	0	0	Philadelphia Phillies @ San Francisco Giants Candlestick Park, San Francisco, CA Fri Sep 04 1987, 10:05 PM EDT Att: 16,644 - Unknown					
Kevin Mitchell, R OBP: 0.341, SLG: 0.467 (1, 5)	G4-6-3 1-2		F8		F9		K		F6		5	0	0	0	0	1	7						
Mike Aldrete, L OBP: 0.386, SLG: 0.463 (1, 7)				6-3		F7	4-3				4	0	1	0	1	0	2						
Candy Maldonado, R OBP: 0.357, SLG: 0.534 (1, 9)	F9			6-3			1B		F7		5	0	1	0	0	1	3						
Dave Henderson, R OBP: 0.307, SLG: 0.410 (1, 8)		6-3			F4		F9				3	0	0	0	0	0	1						
Chili Davis, S OBP: 0.324, SLG: 0.404 (8, PH) (9, 8)								FC6-4 1B		5-3	2	0	1	0	0	0	0						
Will Clark, L OBP: 0.357, SLG: 0.559 (1, 3)		F7			FC6-4 SH3-4 1B		G3				5	2	3	1	0	0	1						
Bob Brenly, R OBP: 0.359, SLG: 0.498 (1, 2)								FC6-4 1B		HR	3	1	2	1	1	0	2						
Jose Uribe, S OBP: 0.332, SLG: 0.381 (8, PH)											2	0	0	0	1	0	2						
Francisco Melendez, L OBP: 0.334, SLG: 0.392 (9, 6)		CS		4-3		FC6-4 SH3-4		FC6-4			1	0	0	0	0	0	0						
Alee Hammaker, S OBP: 0.120, SLG: 0.102 (1, 1)											1	0	0	1	0	0	0						
Mark Wasinger, R OBP: 0.358, SLG: 0.357 (7, PH)											1	0	0	0	0	0	1						
Kelly Downs, R OBP: 0.176, SLG: 0.180 (8, 1)											0	0	0	0	0	0	0						
Eddie Milner, L OBP: 0.303, SLG: 0.344 (9, PH)											1	0	1	0	0	0	0						
Don Robinson, R ERA: 3.58 (10, 1)											0	0	0	0	0	0	0						
<b>Inning Stats</b>	R: 0 E: 0 K: 0 S: 3	H: 1 LOB: 1 BB: 1 P: 7	R: 0 E: 0 K: 0 S: 2	H: 0 LOB: 0 BB: 1 P: 6	R: 0 E: 0 K: 0 S: 4	H: 1 LOB: 1 BB: 1 P: 4	R: 0 E: 0 K: 0 S: 3	H: 0 LOB: 0 BB: 0 P: 3	R: 1 E: 0 K: 0 S: 5	H: 2 LOB: 2 BB: 0 P: 6	R: 0 E: 0 K: 0 S: 4	H: 1 LOB: 1 BB: 1 P: 4	R: 1 E: 0 K: 1 S: 6	H: 1 LOB: 2 BB: 2 P: 14	R: 0 E: 0 K: 1 S: 7	H: 2 LOB: 2 BB: 0 P: 7	R: 0 E: 0 K: 0 S: 4	H: 1 LOB: 2 BB: 1 P: 8	R: 1 E: 0 K: 0 S: 2	H: 1 LOB: 0 BB: 0 P: 2	1B: 8 2B: 0 3B: 0 HR: 2	SF: 0 SAC: 2 DP: 1 HBP: 1	WP: 0 PA: 43 PB: 0 SB: 0 CS: 1
<b>PITCHER</b>	IP WLS BF H R ER SO BB IBB HBP BLK WP HR S P ERA WHIP	IP WLS BF H R ER SO BB IBB HBP BLK WP HR S P ERA WHIP	IP WLS BF H R ER SO BB IBB HBP BLK WP HR S P ERA WHIP	IP WLS BF H R ER SO BB IBB HBP BLK WP HR S P ERA WHIP	IP WLS BF H R ER SO BB IBB HBP BLK WP HR S P ERA WHIP	IP WLS BF H R ER SO BB IBB HBP BLK WP HR S P ERA WHIP	IP WLS BF H R ER SO BB IBB HBP BLK WP HR S P ERA WHIP	IP WLS BF H R ER SO BB IBB HBP BLK WP HR S P ERA WHIP	IP WLS BF H R ER SO BB IBB HBP BLK WP HR S P ERA WHIP	IP WLS BF H R ER SO BB IBB HBP BLK WP HR S P ERA WHIP	IP WLS BF H R ER SO BB IBB HBP BLK WP HR S P ERA WHIP	IP WLS BF H R ER SO BB IBB HBP BLK WP HR S P ERA WHIP	IP WLS BF H R ER SO BB IBB HBP BLK WP HR S P ERA WHIP	IP WLS BF H R ER SO BB IBB HBP BLK WP HR S P ERA WHIP	IP WLS BF H R ER SO BB IBB HBP BLK WP HR S P ERA WHIP	IP WLS BF H R ER SO BB IBB HBP BLK WP HR S P ERA WHIP	IP WLS BF H R ER SO BB IBB HBP BLK WP HR S P ERA WHIP	IP WLS BF H R ER SO BB IBB HBP BLK WP HR S P ERA WHIP					
Bruce Ruffin, L ERA: 4.31 (1, 1)	6.0	24	5	1	1	0	2	0	0	0	0	0	0	0	0	0	0	1.50	1.167				
Kent Tekulve, R ERA: 3.1 (7, 1)	0.2	5	1	1	1	1	2	0	0	0	0	0	0	0	0	0	0	13.50	4.500				
Jeff Calhoun, L ERA: 2.03 (7, 1)	0.1	1	0	0	0	0	0	0	0	0	0	0	0	0	0	0	0	0.00	0.000				
Michael Jackson, R ERA: 4.2 (8, 1)	2.0	10	3	0	0	1	0	1	0	0	0	0	0	0	0	0	0	0.00	1.500				
Wally Ritchie, L ERA: 3.81 (10, 1)	0.1	2	1	1	1	0	0	0	0	0	0	0	0	0	0	0	0	27.00	3.000				



AB	34
R	3
H	10
RBI	3
BB	5
SO	2
LOB	21



Batter	1	2	3	4	5	6	7	8	9	AB	R	H	RBI	BB	SO	LOB	TOP							
Juan Samuel, R OBP: 0.346, SLG: 0.513 (1, 4)	0-3 K		0-3 K		0-0 E BB SF8 1B	0-0 5-3		0-3 K		5	1	1	0	0	3	4								
Von Hayes, L OBP: 0.432, SLG: 0.510 Kent Tekulve, R Jeff Stone, L OBP: 0.339, SLG: 0.368 (1, 3) (6, 1) (9, PH)	0-0 F3		0-0 F9		4-0 E BB 1B	0-3 K		4-0 BB		3	1	0	0	1	1	2								
Mike Schmidt, R OBP: 0.399, SLG: 0.546 (1, 5) (6, 6)	0-0 PB 1B		0-0 G3		0-0 E3 1B 1-2 2-3		0-3 K		0-3 K	5	0	1	0	0	2	4								
Lance Parrish, R OBP: 0.309, SLG: 0.400 (1, 2)	0-3 K			0-0 G4-6-3 1B	0-0 SF8		0-0 F8		0-3 K	4	0	1	1	0	2	2								
Glenn Wilson, R OBP: 0.313, SLG: 0.392 (1, 9)		0-0 2B		0-0 G4-6-3 1-2	0-0 3-H 1-3 2-H 1B		0-0 5-3		0-3 K	5	0	2	1	0	1	2								
Chris James, R OBP: 0.343, SLG: 0.560 Milt Thompson, L OBP: 0.363, SLG: 0.456 (1, 7) (8, PH) (8, 8)	0-3 K			0-0 2B	0-0 F9			0-0 G6-3 1B		3	0	1	0	0	1	3								
Ron Roenicke, S OBP: 0.309, SLG: 0.294 (1, 8) (8, 7)	0-3 K			4-0 BB	0-0 F3		0-0 F4		0-0 G6-3 1-2	3	1	1	0	1	1	2								
Steve Jeltz, S OBP: 0.294, SLG: 0.259 Michael Jackson, R OBP: 0.176, SLG: 0.125 Greg Jekes, R Greg Gross, L OBP: 0.391, SLG: 0.376 (1, 6) (4, 1) (6, PH) (8, 3) (8, PH) (8, 3)	0-3 K			0-0 F3	0-0 F4		0-0 1B 1B		2	0	0	0	0	0	1	3								
Shane Rawley, R OBP: 0.181, SLG: 0.211 Mike Maddux, L Luis Aquayo, R OBP: 0.281, SLG: 0.413 Keith Hughes, L OBP: 0.423, SLG: 0.435 Rick Schu, R OBP: 0.316, SLG: 0.468 (1, 1) (3, 1) (4, 6) (8, PH) (8, 5)			0-0 E6 S		0-3 K		0-0 2B		0-0 1B 1-2	1	0	0	0	0	0	0								
<b>Inning Stats</b>	R: 0 E: 0 K: 2 S: 8	H: 1 LOB: 1 BB: 0 P: 8	R: 0 E: 0 K: 3 S: 10	H: 1 LOB: 1 BB: 0 P: 10	R: 0 E: 1 K: 1 S: 6	H: 0 LOB: 1 BB: 0 P: 6	R: 0 E: 0 K: 0 S: 4	H: 2 LOB: 2 BB: 1 P: 8	R: 2 E: 1 K: 1 S: 8	H: 2 LOB: 2 BB: 1 P: 12	R: 1 E: 0 K: 1 S: 7	H: 2 LOB: 1 BB: 0 P: 7	R: 0 E: 0 K: 1 S: 5	H: 0 LOB: 0 BB: 0 P: 5	R: 0 E: 0 K: 1 S: 7	H: 3 LOB: 2 BB: 1 P: 7	R: 0 E: 0 K: 3 S: 9	H: 0 LOB: 1 BB: 1 P: 13	1B: 7 2B: 4 3B: 0 HR: 0	SF: 1 SAC: 0 DP: 2 HBP: 0	WP: 0 PB: 1 SB: 1 CS: 0	PA: 41		
<b>PITCHER</b>	IP WLS BF H R ER SO BB IBB HBP BLK WP HR S P ERA WHIP	5.1 W 27 8 3 1 7 2 0 0 0 0 0 39 47 1.69 1.875	3.2 S 14 3 0 0 6 1 0 0 0 0 0 25 29 0.00 1.091																					

Philadelphia Phillies @ San Francisco Giants  
Candlestick Park, San Francisco, CA  
Sat Sep 05 1987, 6:33 AM EDT  
Att: 22,694 - Unknown

AB 37  
R 3  
H 11  
RBI 3  
BB 3  
SO 13  
LOB 23



Batter	1	2	3	4	5	6	7	8	9	AB	R	H	RBI	BB	SO	LOB	BOTTOM							
Robby Thompson, R OBP: 0.338, SLG: 0.431 (1, 4)	0-0 CS 1B		0-0 HR	0-0 BB 1B 1-3 2-3 1B		0-3 K		0-0 1B 1B		5	1	4	1	0	1	0								
Kevin Mitchell, R OBP: 0.342, SLG: 0.465 (1, 7) (8, 5)	4-0 CS BB		0-3 K	0-0 BB 1B 1-2 3-H 4-0		0-0 P3		0-0 F8		4	0	1	1	1	1	1								
Bob Brenly, R OBP: 0.362, SLG: 0.502 (1, 2)	0-3 K		0-0 2B	0-0 BB		0-3 K		0-0 1B		4	1	2	0	1	2	1								
Candy Maldonado, R OBP: 0.355, SLG: 0.529 (1, 9)		0-0 F6	4-0 2B IBB	0-0 F9		0-3 K		0-0 F3		4	0	0	0	1	1	5								
Dave Henderson, R OBP: 0.306, SLG: 0.411 (1, 8) (8, 7)	0-3 K		0-0 2B	0-3 K		0-0 F8		0-0 2B		4	0	1	1	0	2	0								
Chris Speier, R OBP: 0.331, SLG: 0.388 Eddie Milner, L OBP: 0.307, SLG: 0.355 (1, 5) (7, PH) (8, 8)	0-0 F7		0-3 K	0-0 E5 3-1 S BLK		0-0 2B		0-0 2B		3	1	0	0	0	1	2								
Will Clark, L OBP: 0.360, SLG: 0.559 (1, 3)			0-0 HR 1B	4-0 CS BB	0-0 3-1		4-0 IBB			2	1	1	0	2	0	1								
Jose Uribe, S OBP: 0.339, SLG: 0.398 (1, 6)			0-0 HR 1B	0-0 1B CS 1B 1B	4-0 BLK IBB		0-0 4-3			3	2	2	2	1	0	2								
Dave Dravecky, R OBP: 0.212, SLG: 0.167 Kelly Downs, R OBP: 0.173, SLG: 0.176 (1, 1) (6, 1)			0-0 4-3	0-3 K	0-3 K		0-0 4-3			3	0	0	0	0	2	3								
<b>Inning Stats</b>	R: 0 E: 0 K: 1 S: 4	H: 1 LOB: 1 BB: 1 P: 8	R: 0 E: 0 K: 1 S: 5	H: 0 LOB: 0 BB: 0 P: 5	R: 4 E: 0 K: 2 S: 12	H: 5 LOB: 2 BB: 1 P: 16	R: 1 E: 0 K: 1 S: 7	H: 3 LOB: 3 BB: 2 P: 15	R: 1 E: 1 K: 2 S: 8	H: 0 LOB: 1 BB: 1 P: 12	R: 0 E: 0 K: 2 S: 7	H: 0 LOB: 0 BB: 0 P: 7	R: 0 E: 0 K: 1 S: 6	H: 1 LOB: 2 BB: 1 P: 10	R: 0 E: 0 K: 0 S: 5	H: 2 LOB: 2 BB: 0 P: 5	R: 0 E: 0 K: 3 S: 9	H: 0 LOB: 1 BB: 1 P: 13	1B: 7 2B: 4 3B: 0 HR: 2	SF: 0 SAC: 0 DP: 1 HBP: 0	WP: 0 PB: 0 SB: 1 CS: 4	PA: 40		
<b>PITCHER</b>	IP WLS BF H R ER SO BB IBB HBP BLK WP HR S P ERA WHIP	2.2 L 14 6 4 4 3 1 0 0 0 0 0 9 13 9.00 4.000	1.0 6 3 1 1 2 1 0 0 0 0 0 0 9 13 9.00 4.000	1.1 7 0 1 0 2 1 1 0 1 0 0 9 17 0.00 0.750	3.0 13 3 0 0 3 0 1 0 0 0 0 18 22 0.00 1.000																			

Philadelphia Phillies @ San Francisco Giants  
Candlestick Park, San Francisco, CA  
Sat Sep 05 1987, 6:33 AM EDT  
Att: 22,694 - Unknown

AB 34  
R 6  
H 12  
RBI 5  
BB 6  
SO 10  
LOB 15





Batter	1	2	3	4	5	6	7	8	9	AB	R	H	RBI	BB	SO	LOB	TOP			
Juan Samuel, R (1.4)	F8			5-3 2B 1B		5-3			K	4	1	1	0	0	1	0	Philadelphia Phillies @ San Francisco Giants Candlestick Park, San Francisco, CA Sun Sep 06 1987, 6:33 AM EDT Att: 40,768 - Unknown			
Milt Thompson, L (1.8)	6-3			5-3		F8			6-3	4	0	0	0	0	0	1				
Keith Hughes, L (1.7)	F8			1-3					G1-4-3	4	0	0	0	0	0	1				
Mike Schmidt, R (1.5)		F4							6-3	3	0	1	1	0	0	0				
Von Hayes, L (1.3)		6-3								3	0	0	0	0	0	1				
Glenn Wilson, R (1.9)		F8							P3	3	0	0	0	0	0	0				
Darren Daulton, L (1.2)			6-3			6-3			4-3	3	0	0	0	0	0	0				
Steve Jeltz, S (1.6)									E3	2	0	0	0	0	0	0				
Jeff Stone, L (8, PH)			3-1			F8				1	0	0	0	0	0	0				
Luis Aguayo, R (8, 6)										0	0	0	0	0	0	0				
Freddie Toliver, R (1, 1)									6-3	2	0	0	0	0	2	0				
Jeff Calhoun, L (6, 1)										0	0	0	0	0	0	0				
Greg Gross, L (8, PH)										1	0	0	0	0	0	1				
Steve Bedrosian, R (8, 1)										0	0	0	0	0	0	0				
<b>Inning Stats</b>	R: 0 E: 0 K: 0 S: 3	H: 0 LOB: 0 BB: 0 P: 3	R: 0 E: 0 K: 0 S: 3	H: 0 LOB: 0 BB: 0 P: 3	R: 0 E: 0 K: 1 S: 5	H: 0 LOB: 0 BB: 0 P: 5	R: 1 E: 0 K: 0 S: 5	H: 2 LOB: 1 BB: 0 P: 5	R: 0 E: 0 K: 0 S: 3	H: 0 LOB: 0 BB: 0 P: 3	R: 0 E: 0 K: 0 S: 3	H: 0 LOB: 0 BB: 0 P: 3	R: 0 E: 1 K: 0 S: 4	H: 0 LOB: 1 BB: 0 P: 4	R: 0 E: 0 K: 1 S: 5	H: 0 LOB: 0 BB: 0 P: 5	1B: 1 2B: 1 3B: 0 HR: 0	SF: 0 SAC: 0 DP: 0 HBP: 0	WP: 0 PB: 0 SB: 0 CS: 0	PA: 30
<b>PITCHER</b>	IP WLS BF H R ER SO BB IBB HBP BLK WP HR S P ERA WHIP	9.0 W 30 2 1 1 3 0 0 0 0 0 0 36 36 1.00 0.222																		

Batter	1	2	3	4	5	6	7	8	9	AB	R	H	RBI	BB	SO	LOB	BOTTOM	
Eddie Milner, L (1.8)	1B BB	F7			5-3				SH1-3 BB 1B	3	1	1	0	1	0	0	Philadelphia Phillies @ San Francisco Giants Candlestick Park, San Francisco, CA Sun Sep 06 1987, 6:33 AM EDT Att: 40,768 - Unknown	
Kevin Mitchell, R (1.5)	1B 2B 1B			5-3		4-3 S SH 1B			SH1-3 BB	3	2	2	0	1	0	0		
Mike Aldrete, L (1.7)	2B 1-2 3-H 1B			K		4-3 1B			SH1-3	3	0	1	1	0	1	1		
Will Clark, L (1.3)	K			F4		SH 1B 2B			IBB	2	1	0	1	1	1	2		
Chili Davis, S (1.9)	1-3 2-H 2B			L5		2B 1-3 1B			K	4	0	2	1	0	1	3		
Bob Brenly, R (1.2)	F6			4-3		FC5 1-3 3-H 2B			F5	4	0	1	1	0	0	5		
Robby Thompson, R (1.4)	5-3			F8					K	3	0	0	0	1	1	2		
Jose Uribe, S (1.6)		6-3				F8			F6	4	0	1	0	0	0	3		
Rick Reuschel, R (1.1)		G3			G4-3 1B	FC5			6-3	4	0	0	0	0	0	4		
<b>Inning Stats</b>	R: 2 E: 0 K: 1 S: 8	H: 3 LOB: 2 BB: 1 P: 12	R: 0 E: 0 K: 0 S: 3	H: 0 LOB: 0 BB: 0 P: 3	R: 0 E: 0 K: 1 S: 5	H: 0 LOB: 0 BB: 0 P: 5	R: 0 E: 0 K: 0 S: 3	H: 0 LOB: 0 BB: 0 P: 3	R: 2 E: 0 K: 0 S: 7	H: 3 LOB: 3 BB: 1 P: 11	R: 0 E: 0 K: 1 S: 6	H: 1 LOB: 3 BB: 2 P: 14	R: 0 E: 0 K: 1 S: 5	H: 0 LOB: 0 BB: 0 P: 5	1B: 6 2B: 2 3B: 0 HR: 0	SF: 0 SAC: 2 DP: 1 HBP: 0		WP: 0 PB: 0 SB: 1 CS: 0
<b>PITCHER</b>	IP WLS BF H R ER SO BB IBB HBP BLK WP HR S P ERA WHIP	5.1 L 24 7 4 4 2 1 0 0 0 0 0 8 27 31 6.75 1.500																
Freddie Toliver, R (1, 1)	1.2	9	1	0	0	1	1	2	0	0	0	0	0	8	20	0.00	1.200	
Jeff Calhoun, L (6, 1)	1.0	3	0	0	0	1	0	0	0	0	0	0	0	5	5	0.00	0.000	



Batter	1	2	3	4	5	6	7	8	9	AB	R	H	RBI	BB	SO	LOB	TOP						
Juan Samuel, R OBP: 0.346, SLG: 0.510 (1, 4)										5	1	2	2	0	0	0	<b>Philadelphia Phillies @ New York Mets</b> Shea Stadium, Flushing, NY Mon Sep 07 1987, 7:05 PM EDT Att: 45,699 - Unknown						
Milt Thompson, L OBP: 0.360, SLG: 0.449 (1, 8)										3	0	0	0	1	2	1							
Von Hayes, L OBP: 0.428, SLG: 0.504 (1, 3)										4	0	1	1	0	1	3							
Mike Schmidt, R OBP: 0.397, SLG: 0.546 (1, 5)										4	1	1	0	0	0	1							
Lance Parrish, R OBP: 0.309, SLG: 0.399 (1, 2)										4	1	1	1	0	3	1							
Glenn Wilson, R OBP: 0.313, SLG: 0.396 (1, 9)										4	1	2	1	0	2	1							
Keith Hughes, L OBP: 0.353, SLG: 0.333 Steve Bedrosian, R (8, 1)										3	1	0	0	1	0	1							
Steve Jeltz, S OBP: 0.319, SLG: 0.289 Greg Gross, L OBP: 0.393, SLG: 0.373 Luis Aguayo, R OBP: 0.280, SLG: 0.411 (7, PH)										2	0	0	0	0	1	2							
Don Carman, L OBP: 0.132, SLG: 0.098 Jeff Stone, L OBP: 0.333, SLG: 0.361 Jeff Calhoun, L OBP: 0.333, SLG: 0.361 Kent Tekulve, R OBP: 0.333, SLG: 0.361 Chris James, R OBP: 0.341, SLG: 0.558 (8, 7)										2	0	0	0	0	1	1							
<b>Inning Stats</b>	R: 1 E: 0 K: 2 S: 9	H: 2 LOB: 1 BB: 0 P: 9	R: 0 E: 0 K: 2 S: 7	H: 0 LOB: 0 BB: 0 P: 7	R: 0 E: 0 K: 1 S: 3	H: 0 LOB: 0 BB: 0 P: 3	R: 0 E: 0 K: 1 S: 5	H: 0 LOB: 0 BB: 0 P: 5	R: 0 E: 1 K: 1 S: 6	H: 1 LOB: 1 BB: 0 P: 6	R: 0 E: 0 K: 2 S: 7	H: 0 LOB: 0 BB: 0 P: 7	R: 3 E: 0 K: 2 S: 10	H: 3 LOB: 3 BB: 3 P: 22	R: 1 E: 0 K: 1 S: 6	H: 1 LOB: 0 BB: 0 P: 6		R: 0 E: 0 K: 1 S: 5	H: 0 LOB: 0 BB: 0 P: 5	1B: 5 2B: 1 3B: 0 HR: 1	SF: 0 SAC: 0 DP: 1 HBP: 0	WP: 0 PB: 1 SB: 1 CS: 0	PA: 37
<b>PITCHER</b>	IP WLS BF H R ER SO BB IBB HBP BLK WP HR S P ERA WHIP	IP WLS BF H R ER SO BB IBB HBP BLK WP HR S P ERA WHIP																					
Dwight Gooden, R ERA: 2.99 Randy Myers, L ERA: 4.15 Terry Leach, R ERA: 3.4 Doug Sisk, R ERA: 3.54 (8, 1)	6.2 L 29 6 4 4 10 2 1 0 0 0 0 46 58 5.40 1.200	0.1 1 0 0 0 0 0 0 0 0 0 0 1 1 0.00 0.000	1.0 4 1 1 1 1 0 0 0 0 0 0 1 6 9.00 1.000	1.0 3 0 0 0 0 1 0 0 0 0 0 0 5 5 0.00 0.000																			

Batter	1	2	3	4	5	6	7	8	9	AB	R	H	RBI	BB	SO	LOB	BOTTOM						
Mookie Wilson, S OBP: 0.362, SLG: 0.458 Doug Sisk, R (9, 1)										2	1	0	0	3	1	0	<b>Philadelphia Phillies @ New York Mets</b> Shea Stadium, Flushing, NY Mon Sep 07 1987, 7:05 PM EDT Att: 45,699 - Unknown						
Tim Lincecum, R OBP: 0.416, SLG: 0.573 Wally Backman, S OBP: 0.302, SLG: 0.277 (1, 4)										4	0	0	0	0	7								
Keith Hernandez, L OBP: 0.393, SLG: 0.458 Keith Miller, R OBP: 0.395, SLG: 0.512 (9, PR)										2	0	1	0	3	0	1							
Darryl Strawberry, L OBP: 0.391, SLG: 0.558 (1, 9)										5	0	3	1	0	1	3							
Kevin McReynolds, R OBP: 0.320, SLG: 0.488 (1, 7)										5	1	1	0	0	7								
Gary Carter, R OBP: 0.294, SLG: 0.402 (1, 2)										5	0	1	0	0	4								
Howard Johnson, S OBP: 0.374, SLG: 0.539 (9, 6)										2	0	0	0	2	0	0							
Rafael Santana, R OBP: 0.306, SLG: 0.367 Dave Magadan, L OBP: 0.402, SLG: 0.468 (8, PH)										3	0	1	0	0	1	3							
Dwight Gooden, R OBP: 0.200, SLG: 0.204 Randy Myers, L OBP: 0.286, SLG: 0.286 Terry Leach, R OBP: 0.118, SLG: 0.063 Lenny Dykstra, L OBP: 0.343, SLG: 0.437 (9, 8)										2	0	0	1	0	2								
<b>Inning Stats</b>	R: 0 E: 0 K: 0 S: 5	H: 2 LOB: 2 BB: 0 P: 5	R: 0 E: 0 K: 0 S: 4	H: 1 LOB: 3 BB: 2 P: 12	R: 0 E: 0 K: 1 S: 5	H: 0 LOB: 1 BB: 1 P: 9	R: 0 E: 0 K: 0 S: 3	H: 0 LOB: 0 BB: 0 P: 3	R: 1 E: 0 K: 0 S: 3	H: 1 LOB: 0 BB: 1 P: 7	R: 0 E: 0 K: 1 S: 7	H: 2 LOB: 3 BB: 2 P: 15	R: 0 E: 0 K: 0 S: 3	H: 1 LOB: 1 BB: 1 P: 7	R: 1 E: 0 K: 1 S: 6	H: 1 LOB: 0 BB: 0 P: 6		R: 0 E: 0 K: 0 S: 4	H: 1 LOB: 2 BB: 1 P: 8	1B: 7 2B: 1 3B: 0 HR: 1	SF: 1 SAC: 0 DP: 1 HBP: 0	WP: 1 PB: 0 SB: 0 CS: 1	PA: 43
<b>PITCHER</b>	IP WLS BF H R ER SO BB IBB HBP BLK WP HR S P ERA WHIP	IP WLS BF H R ER SO BB IBB HBP BLK WP HR S P ERA WHIP																					
Don Carman, L ERA: 4.35 Jeff Calhoun, L ERA: 1.91 Kent Tekulve, R ERA: 2.97 Steve Bedrosian, R ERA: 2.84 (8, 1)	6.0 W 29 6 2 2 2 4 2 0 0 0 0 1 5 3.00 1.667	0.0 2 1 0 0 0 1 0 0 0 0 0 1 5 ∞ ∞	1.0 2 0 0 0 0 0 0 0 0 0 0 2 2 0.00 0.000	2.0 S 9 2 1 1 1 1 0 0 0 0 1 10 4.50 1.500																			



Batter	1	2	3	4	5	6	7	8	9	AB	R	H	RBI	BB	SO	LOB	TOP																	
Juan Samuel, R (1,4) OBP: 0.347, SLG: 0.515	0-0 HR		0-0 L3		0-3 K			0-0 FC4 1B		4	1	2	1	0	1	0	<b>Philadelphia Phillies @ New York Mets</b> Shea Stadium, Flushing, NY Tue Sep 08 1987, 7:05 PM EDT Att: 17,518 - Unknown																	
Von Hayes, L (1,3) OBP: 0.425, SLG: 0.500 Wally Ritchie, L (8,1) OBP: 0.250, SLG: 0.250	0-3 K		0-3 K			0-0 F7		0-0 FC4 1-2		4	0	0	0	0	2	1																		
Mike Schmidt, R (1,5) OBP: 0.396, SLG: 0.551	0-0 5-3		0-0 F8			0-0 HR		0-3 K		4	1	1	1	0	1	1																		
Lance Parrish, R (1,2) OBP: 0.310, SLG: 0.398	0-0 1B			4-0 CS BB		0-0 F8			0-0 F9	3	0	1	0	1	0	0																		
Chris James, R (1,7) OBP: 0.337, SLG: 0.550	0-0 F8			0-0 F8		0-0 F9			0-0 6-3	4	0	0	0	0	0	2																		
Glenn Wilson, R (1,9) OBP: 0.314, SLG: 0.396		4-0 BB		0-0 1-2 1B			0-0 6-3		0-0 1-3	3	0	1	0	1	0	0																		
Ron Roenicke, S (1,8) Milt Thompson, L (7, PH) OBP: 0.359, SLG: 0.448	0-3 K			0-0 L7			0-3 K			2	0	0	0	0	1	2																		
Steve Jeltz, S (1,6) Jeff Stone, L (7, PH) Luis Aguayo, R (7,6) OBP: 0.280, SLG: 0.411	0-0 L9			0-0 L3			0-3 K			2	0	0	0	0	0	1																		
Bruce Ruffin, S (1,1) Michael Jackson, R (6,1) Jeff Calhoun, L (7,1) Mike Maddux, L (8, PH) Greg Gross, L (8,3)	0-3 K			0-0 6-3				0-0 4-3		2	0	0	0	0	1	1																		
<b>Inning Stats</b>	R: 1 E: 0 K: 1 S: 7	H: 2 LOB: 1 BB: 0 P: 7	R: 0 E: 0 K: 2 S: 7	H: 0 LOB: 1 BB: 1 P: 11	R: 0 E: 0 K: 1 S: 5	H: 0 LOB: 0 BB: 0 P: 5	R: 0 E: 0 K: 0 S: 3	H: 1 LOB: 1 BB: 1 P: 7	R: 0 E: 0 K: 1 S: 5	H: 0 LOB: 0 BB: 0 P: 5	R: 1 E: 0 K: 0 S: 4	H: 1 LOB: 0 BB: 0 P: 4	R: 0 E: 0 K: 2 S: 7	H: 0 LOB: 0 BB: 0 P: 7	R: 0 E: 0 K: 1 S: 6	H: 1 LOB: 1 BB: 0 P: 6		R: 0 E: 0 K: 0 S: 3	H: 0 LOB: 0 BB: 0 P: 3	1B: 3 2B: 0 3B: 0 HR: 2	SF: 0 SAC: 0 DP: 0 HBP: 0	WP: 0 PB: 0 SB: 0 CS: 1	PA: 33											
<b>PITCHER</b>	IP WLS BF H R ER SO BB IBB HBP BLK WP HR S P ERA WHIP																																	
Sid Fernandez, L (1,1) ERA: 3.68	3.0	12	2	1	1	4	1	0	0	0	0	0	0	1	19	23	3.00	1.000																
Bob Ojeda, L (4,1) ERA: 4.05	2.0	7	1	0	0	1	1	0	0	0	0	0	0	0	8	12	0.00	1.000																
Terry Leach, R (6,1) ERA: 3.45	1.0	W	4	1	1	1	0	0	0	0	0	0	0	1	4	4	9.00	1.000																
Doug Sisk, R (7,1) ERA: 3.39	3.0	S	10	1	0	0	3	0	0	0	0	0	0	0	16	16	0.00	0.333																

Batter	1	2	3	4	5	6	7	8	9	AB	R	H	RBI	BB	SO	LOB	BOTTOM																	
Mookie Wilson, S (1,8) OBP: 0.362, SLG: 0.457	0-0 2-3		0-0 FC5-4 1-2		0-0 G5-4-3 1B		0-0 1-3 1B	0-0 L7		5	1	2	0	0	0	1	<b>Philadelphia Phillies @ New York Mets</b> Shea Stadium, Flushing, NY Tue Sep 08 1987, 7:05 PM EDT Att: 17,518 - Unknown																	
Tim Lincecum, R (1,4) OBP: 0.410, SLG: 0.563	0-0 4-3		0-0 6-3		0-0 G5-4-3 1-2		0-0 1-3		4	0	0	0	0	0	4																			
Keith Hernandez, L (1,3) OBP: 0.394, SLG: 0.457	0-0 G3			4-0 HR BB		0-0 4-3	4-0 BB 1B BB		2	1	0	0	2	0	0																			
Darryl Strawberry, L (1,9) Lee Mazzilli, S (5,9) OBP: 0.399, SLG: 0.430	0-0 F7		0-3 K		4-0 1B FC5-2 BB	0-0 FC5-2 BB	0-0 1-2 2H 1B		2	0	0	0	0	1	1																			
Kevin McReynolds, R (1,7) OBP: 0.324, SLG: 0.498	0-0 2B		0-0 HR		0-0 FC5-2 1B	0-0 L7	0-0 1-2 2-3 BB		4	2	3	2	0	0	2																			
Gary Carter, R (1,2) OBP: 0.294, SLG: 0.399	0-0 5-3		0-0 6-3		0-0 FC5-2 1B	4-0 FC5-2 1B	1-2 2-3 BB		3	1	0	0	1	0	3																			
Howard Johnson, S (1,5) OBP: 0.373, SLG: 0.535	0-0 4-3		0-0 F7		0-0 1B IBB	0-0 F9		3	0	0	0	1	0	4																				
Rafael Santana, R (1,6) OBP: 0.308, SLG: 0.367		4-0 FC3-6 BB		0-0 FC3-6 FC5-4 1-2	0-0 6-3	0-0 1-2 2H 3H 1B	0-0 1-3 K		3	0	1	2	1	1	0																			
Sid Fernandez, L (1,1) Mark Carlson, R (1,1) Bob Ojeda, L (4,1) Craig Anderson, S (1,1) Keith Miller, R (1,1) Newly Acquired, S (1,1) Bobby Ligon, S (1,1) Dave Magallon, L (1,1) Doug Sisk, R (7,1)	0-0 FC3-6		0-0 FC3-6		0-0 1B	0-0 1-3	0-0 F8		0	0	0	0	0	0	0	0																		
<b>Inning Stats</b>	R: 0 E: 0 K: 0 S: 3	H: 0 LOB: 0 BB: 0 P: 3	R: 0 E: 0 K: 0 S: 4	H: 1 LOB: 1 BB: 0 P: 4	R: 0 E: 0 K: 0 S: 3	H: 0 LOB: 1 BB: 1 P: 7	R: 2 E: 0 K: 1 S: 6	H: 1 LOB: 0 BB: 1 P: 10	R: 0 E: 0 K: 0 S: 4	H: 2 LOB: 2 BB: 0 P: 4	R: 2 E: 0 K: 0 S: 5	H: 2 LOB: 2 BB: 2 P: 13	R: 1 E: 0 K: 0 S: 5	H: 2 LOB: 3 BB: 2 P: 13	R: 0 E: 0 K: 1 S: 5	H: 0 LOB: 0 BB: 0 P: 5		1B: 6 2B: 1 3B: 0 HR: 1	SF: 0 SAC: 0 DP: 1 HBP: 0	WP: 0 PB: 0 SB: 0 CS: 0	PA: 37													
<b>PITCHER</b>	IP WLS BF H R ER SO BB IBB HBP BLK WP HR S P ERA WHIP																																	
Bruce Ruffin, L (1,1) ERA: 4.37	5.2	L	26	6	4	4	1	3	1	0	0	0	0	0	24	40	6.35	1.588																
Michael Jackson, R (6,1) ERA: 4.13	0.1		1	0	0	0	0	0	0	0	0	0	0	1	1	0.00	0.000																	
Jeff Calhoun, L (7,1) ERA: 2.2	0.1		4	2	1	1	0	1	0	0	0	0	0	3	7	27.00	9.000																	
Mike Maddux, R (7,1) ERA: 2.13	0.2		3	0	0	0	0	1	0	0	0	0	0	2	6	0.00	1.500																	
Wally Ritchie, L (8,1) ERA: 3.75	1.0		3	0	0	0	1	0	0	0	0	0	0	5	5	0.00	0.000																	





Batter	1	2	3	4	5	6	7	8	9	AB	R	H	RBI	BB	SO	LOB	TOP											
Juan Samuel, R OBP: 0.346, SLG: 0.513	0-3 K		0-3 K							4	0	1	1	0	2	0	<b>Philadelphia Phillies @ New York Mets</b> Shea Stadium, Flushing, NY Wed Sep 09 1987, 7:05 PM EDT Att: 30,362 - Unknown											
Milt Thompson, L OBP: 0.357, SLG: 0.445 Chris James, R OBP: 0.336, SLG: 0.549	0-0 4-3			0-0 4-3		0-0 4-3		0-0 F8		3	0	0	0	0	0	0												
Von Hayes, L OBP: 0.424, SLG: 0.498	0-0 4-3			0-0 1B		0-0 G3		0-3 K		4	0	1	0	0	1	1												
Mike Schmidt, R OBP: 0.393, SLG: 0.546		0-0 F3		0-0 F7			0-0 5-3	0-0 F7		4	0	0	0	0	2	2												
Lance Parrish, R OBP: 0.310, SLG: 0.399		0-0 L4-6 2B		0-3 K			0-3 K		0-0 F8		4	0	1	0	0	2		1										
Glenn Wilson, R OBP: 0.314, SLG: 0.401		0-0 L4-6 2-3					0-0 HR		0-0 F9		4	1	1	1	0	0		1										
Keith Hughes, L OBP: 0.351, SLG: 0.333 Rick Schu, R OBP: 0.316, SLG: 0.465			0-0 F7		0-0 1-3			0-0 BB 3B 1B	0-0 5-3		3	1	1	0	0	0		0										
Steve Jeltz, S OBP: 0.321, SLG: 0.296			0-0 SF8 3B		0-0 L7			4-0 BB 3B BB		2	2	1	0	1	0	0		0										
Shane Rawley, R OBP: 0.176, SLG: 0.226 Michael Jackson, R OBP: 0.176, SLG: 0.125 Mike Maddux, L OBP: 0.330, SLG: 0.330 Tom Newell, R OBP: 0.330, SLG: 0.330 Freddie Toliver, R OBP: 0.330, SLG: 0.330			0-0 SF8 3H		0-0 5-3			0-0 1B 3B		1	0	0	0	0	0	0		0										
<b>Inning Stats</b>	R: 0 E: 0 K: 1 S: 5	H: 0 LOB: 0 BB: 0 P: 5	R: 0 E: 0 K: 0 S: 3	H: 1 LOB: 0 BB: 0 P: 3	R: 0 E: 0 K: 1 S: 6	H: 1 LOB: 0 BB: 0 P: 6	R: 0 E: 0 K: 1 S: 6	H: 1 LOB: 1 BB: 0 P: 6	R: 1 E: 0 K: 0 S: 4	H: 1 LOB: 0 BB: 0 P: 4	R: 0 E: 0 K: 0 S: 3	H: 0 LOB: 0 BB: 0 P: 3	R: 0 E: 0 K: 1 S: 5	H: 0 LOB: 0 BB: 0 P: 5	R: 3 E: 0 K: 1 S: 8	H: 3 LOB: 1 BB: 1 P: 12		R: 0 E: 0 K: 0 S: 3	H: 0 LOB: 0 BB: 0 P: 3	1B: 3 2B: 2 3B: 2 HR: 1	SF: 1 SAC: 0 DP: 1 HBP: 0	WP: 0 PB: 0 SB: 0 CS: 0	PA: 34					
<b>PITCHER</b>	IP	WLS	BF	H	R	ER	SO	BB	IBB	HBP	BLK	WP	HR	S	P	ERA	WHIP											
Rick Aguilera, R ERA: 3.53	(1, 1)	7.0	W	28	7	5	5	4	1	0	0	0	0	1	35	39	6.43	1.143										
Jesse Orosco, L ERA: 4.64	(8, 1)	2.0		6	0	0	0	1	0	0	0	0	0	0	8	8	0.00	0.000										

AB	32
R	5
H	7
RBI	5
BB	1
SO	5
LOB	6



Batter	1	2	3	4	5	6	7	8	9	AB	R	H	RBI	BB	SO	LOB	BOTTOM											
Mookie Wilson, S OBP: 0.363, SLG: 0.463	4-0 5-3 BB	0-3 K			0-0 L3	0-0 HR	0-0 6-3			4	1	1	3	1	1	4	<b>Philadelphia Phillies @ New York Mets</b> Shea Stadium, Flushing, NY Wed Sep 09 1987, 7:05 PM EDT Att: 30,362 - Unknown											
Tim Lincecum, R OBP: 0.402, SLG: 0.550	0-0 5-3 1-2		0-0 4-3		0-0 F8	0-0 F8		0-0 6-3		5	0	0	0	0	0	1												
Keith Hernandez, L OBP: 0.394, SLG: 0.456 Dave Magadan, L OBP: 0.403, SLG: 0.465	4-0 BB		0-0 6-3			0-0 K		4-0 HR BB		3	1	1	0	1	1	0												
Darryl Strawberry, L OBP: 0.392, SLG: 0.571	0-0 F8		0-0 F9			0-0 HR	0-0 1B	0-0 HR		5	3	3	4	0	0	2												
Kevin McReynolds, R OBP: 0.324, SLG: 0.497	0-3 K			0-0 F7		0-0 2B 1B	0-3 K	0-0 1B		5	1	2	0	0	2	3												
Gary Carter, R OBP: 0.297, SLG: 0.404		0-0 F8		0-3 K		0-0 1B	0-0 1B	0-0 E9 1B		5	1	3	1	0	1	0												
Howard Johnson, S OBP: 0.377, SLG: 0.535		4-0 1B BB			4-0 BB		0-0 1B	4-0 FC6-4 1B	4-0 1B	2	2	1	1	3	0	1												
Rafael Santana, R OBP: 0.309, SLG: 0.366		0-0 SH5-4 1B		0-0 5-3		0-0 K	0-3 K	0-0 F3		4	0	1	0	1	1	6												
Rick Aguilera, R OBP: 0.273, SLG: 0.375 Jesse Orosco, R ERA: 6.05		0-0 SH5-4 1-2			0-0 F4	0-0 HR 1B	0-0 1B	0-3 K		3	1	2	2	0	0	0												
<b>Inning Stats</b>	R: 0 E: 0 K: 1 S: 5	H: 0 LOB: 2 BB: 2 P: 13	R: 0 E: 0 K: 1 S: 6	H: 1 LOB: 1 BB: 1 P: 10	R: 0 E: 0 K: 0 S: 3	H: 0 LOB: 0 BB: 0 P: 3	R: 0 E: 0 K: 1 S: 5	H: 0 LOB: 1 BB: 1 P: 9	R: 0 E: 0 K: 0 S: 3	H: 0 LOB: 0 BB: 0 P: 3	R: 7 E: 0 K: 2 S: 14	H: 7 LOB: 0 BB: 0 P: 14	R: 2 E: 0 K: 1 S: 8	H: 3 LOB: 2 BB: 1 P: 12	R: 2 E: 1 K: 1 S: 8	H: 3 LOB: 3 BB: 2 P: 16		1B: 9 2B: 2 3B: 0 HR: 3	SF: 0 SAC: 1 DP: 0 HBP: 0	WP: 0 PB: 0 SB: 0 CS: 0	PA: 45							
<b>PITCHER</b>	IP	WLS	BF	H	R	ER	SO	BB	IBB	HBP	BLK	WP	HR	S	P	ERA	WHIP											
Shane Rawley, L ERA: 4.02	(1, 1)	5.0	L	25	6	5	5	3	4	0	0	0	0	1	27	43	9.00	2.000										
Michael Jackson, R ERA: 4.27	(6, 1)	1.0		5	2	2	2	2	0	0	0	0	0	1	9	9	18.00	2.000										
Mike Maddux, R ERA: 3.29	(7, 1)	1.0		7	3	2	2	1	1	0	0	0	0	0	8	12	18.00	4.000										
Tom Newell, R ERA: 54.0	(8, 1)	0.1		5	3	2	2	0	1	0	0	0	0	1	4	8	54.00	12.000										
Freddie Toliver, R ERA: 6.05	(8, 1)	0.2		3	0	0	0	1	0	1	0	0	0	0	4	8	0.00	0.000										

AB	37
R	11
H	14
RBI	11
BB	7
SO	7
LOB	20









Batter	1	2	3	4	5	6	7	8	9	AB	R	H	RBI	BB	SO	LOB	TOP					
<b>Barry Bonds, L</b> (1, 7) OBP: 0.323, SLG: 0.477										5	2	0	1	1	4		<b>Pittsburgh Pirates @ Philadelphia Phillies</b> <b>Veterans Stadium, Philadelphia, PA</b> Sat Sep 12 1987, 7:05 PM EDT Att: 15,440 - Unknown					
<b>Jose Lind, R</b> (1, 4) OBP: 0.327, SLG: 0.442										4	2	2	2	0	0	3						
<b>Andy Van Slyke, L</b> (1, 8) OBP: 0.355, SLG: 0.496										4	1	1	0	0	2	3						
<b>Bobby Bonilla, S</b> (1, 5) OBP: 0.344, SLG: 0.479										4	4	3	3	1	1	1						
<b>Mike Diaz, R</b> (1, 3) OBP: 0.314, SLG: 0.452										2	0	0	0	0	1	0						
<b>Sid Bream, L</b> (5, PH) OBP: 0.334, SLG: 0.408										2	2	2	3	0	0	0						
<b>Darnell Coles, R</b> (1, 9) OBP: 0.267, SLG: 0.300										3	0	1	1	2	1	0						
<b>Junior Ortiz, R</b> (1, 2) OBP: 0.307, SLG: 0.315										4	1	0	1	1	1	3						
<b>Al Pedrique, R</b> (1, 6) OBP: 0.356, SLG: 0.373										5	0	2	1	0	0	1						
<b>Mike Dunne, R</b> (1, 1) OBP: 0.160, SLG: 0.109										3	0	0	0	0	0	1						
<b>Bob Patterson, R</b> (7, 1) OBP: 0.100, SLG: 0.100										0	0	0	0	0	0	0						
<b>Mackey Sasser, L</b> (6, PH) OBP: 0.200, SLG: 0.200										1	0	1	0	0	0	0						
<b>Tim Drummond, R</b> (8, 1) ERA: 6.69										1	0	0	0	0	1	2						
<b>Inning Stats</b>	R: 3 E: 0 K: 1 S: 6	H: 2 LOB: 0 BB: 2 P: 14	R: 3 E: 0 K: 1 S: 7	H: 2 LOB: 1 BB: 1 P: 12	R: 0 E: 0 K: 1 S: 5	H: 0 LOB: 0 BB: 0 P: 5	R: 0 E: 0 K: 0 S: 3	H: 0 LOB: 0 BB: 0 P: 3	R: 2 E: 0 K: 1 S: 7	H: 2 LOB: 1 BB: 1 P: 11	R: 0 E: 0 K: 0 S: 4	H: 1 LOB: 1 BB: 0 P: 4	R: 2 E: 0 K: 2 S: 9	H: 2 LOB: 0 BB: 0 P: 9	R: 0 E: 0 K: 0 S: 5	H: 2 LOB: 2 BB: 0 P: 5	R: 2 E: 0 K: 2 S: 10	H: 3 LOB: 2 BB: 1 P: 14	1B: 8 2B: 2 3B: 2 HR: 2	SF: 1 SAC: 1 DP: 0 HBP: 1	WP: 2 PB: 0 SB: 0 CS: 1	PA: 47
<b>PITCHER</b>	IP	WLS	BF	H	R	ER	SO	BB	IBB	HBP	BLK	WP	HR	S	P	ERA	WHIP					
<b>Don Carman, L</b> (1, 1) ERA: 4.62	1.2	L	12	4	6	6	1	3	0	1	0	0	1	0	8	8	0.00	0.000				
<b>Mike Maddux, R</b> (2, 1) ERA: 3.0	1.1		4	0	0	0	2	0	0	0	0	1	0	8	8	0.00	0.000					
<b>Freddie Toliver, R</b> (4, 1) ERA: 6.33	2.0		9	2	2	2	1	0	1	0	0	0	0	10	14	9.00	1.000					
<b>Wally Ritchie, L</b> (6, 1) ERA: 3.97	1.1		7	3	2	2	1	0	0	0	0	1	1	9	9	13.50	2.250					
<b>Todd Frohwrth, R</b> (7, 1) ERA: 6.69	0.2		2	0	0	0	1	0	0	0	0	0	0	4	4	0.00	0.000					
<b>Kent Tekulve, R</b> (8, 1) ERA: 3.1	2.0		12	5	2	2	2	1	0	0	0	0	0	15	19	9.00	3.000					

Batter	1	2	3	4	5	6	7	8	9	AB	R	H	RBI	BB	SO	LOB	BOTTOM					
<b>Juan Samuel, R</b> (1, 4) OBP: 0.343, SLG: 0.508										4	0	0	0	0	0	1	<b>Pittsburgh Pirates @ Philadelphia Phillies</b> <b>Veterans Stadium, Philadelphia, PA</b> Sat Sep 12 1987, 7:05 PM EDT Att: 15,440 - Unknown					
<b>Milt Thompson, L</b> (1, 8) OBP: 0.355, SLG: 0.441										4	0	1	0	0	0	0						
<b>Kent Tekulve, R</b> (8, 1) ERA: 3.1										0	0	0	0	0	0	0						
<b>Von Hayes, L</b> (1, 3) OBP: 0.420, SLG: 0.492										4	1	1	0	0	0	1						
<b>Mike Schmidt, R</b> (1, 5) OBP: 0.397, SLG: 0.546										3	2	2	0	1	0	0						
<b>Glenn Wilson, R</b> (1, 9) OBP: 0.317, SLG: 0.403										2	0	1	0	2	0	0						
<b>Chris James, R</b> (1, 7) OBP: 0.332, SLG: 0.542										4	0	0	2	0	1	5						
<b>Lance Parrish, R</b> (1, 2) OBP: 0.307, SLG: 0.394										4	0	0	0	0	0	5						
<b>Ken Jackson, R</b> (1, 6) OBP: 0.500, SLG: 0.750										4	1	2	1	0	1	0						
<b>Don Carman, L</b> (1, 1) ERA: 4.62										0	0	0	0	0	0	0						
<b>Mike Maddux, R</b> (2, 1) ERA: 3.0										0	0	0	0	0	0	0						
<b>Freddie Toliver, R</b> (4, 1) ERA: 6.33										0	0	0	0	0	0	0						
<b>Wally Ritchie, L</b> (6, 1) ERA: 3.97										0	0	0	0	0	0	0						
<b>Todd Frohwrth, R</b> (7, 1) ERA: 6.69										0	0	0	0	0	0	0						
<b>Tim Drummond, R</b> (8, 1) ERA: 6.69										0	0	0	0	0	0	0						
<b>Inning Stats</b>	R: 0 E: 0 K: 0 S: 3	H: 0 LOB: 0 BB: 0 P: 3	R: 1 E: 0 K: 1 S: 6	H: 2 LOB: 1 BB: 1 P: 10	R: 0 E: 0 K: 1 S: 5	H: 0 LOB: 0 BB: 0 P: 5	R: 1 E: 0 K: 0 S: 5	H: 2 LOB: 1 BB: 0 P: 5	R: 0 E: 0 K: 0 S: 3	H: 0 LOB: 0 BB: 0 P: 3	R: 1 E: 0 K: 0 S: 4	H: 1 LOB: 1 BB: 2 P: 12	R: 1 E: 0 K: 0 S: 5	H: 3 LOB: 1 BB: 0 P: 5	R: 0 E: 0 K: 0 S: 3	H: 0 LOB: 0 BB: 0 P: 3	R: 0 E: 0 K: 1 S: 5	H: 0 LOB: 0 BB: 0 P: 5	1B: 6 2B: 2 3B: 0 HR: 0	SF: 0 SAC: 0 DP: 1 HBP: 0	WP: 0 PB: 0 SB: 0 CS: 0	PA: 36
<b>PITCHER</b>	IP	WLS	BF	H	R	ER	SO	BB	IBB	HBP	BLK	WP	HR	S	P	ERA	WHIP					
<b>Mike Dunne, R</b> (1, 1) ERA: 2.86	6.2	W	29	8	4	4	2	3	0	0	0	0	0	30	42	5.40	1.650					
<b>Bob Patterson, L</b> (7, 1) ERA: 6.69	0.1		1	0	0	0	0	0	0	0	0	0	0	1	1	0.00	0.000					
<b>Tim Drummond, R</b> (8, 1) ERA: 6.69	2.0		6	0	0	0	1	0	0	0	0	0	0	8	8	0.00	0.000					









Batter	1	2	3	4	5	6	7	8	9	10	11	AB	R	H	RBI	BB	SO	LOB	TOP			
Vince Coleman, S OBP: 0.369, SLG: 0.357 (1, 7)			L5		F3		F9			F4		5	1	1	0	0	0	1				
Ozzie Smith, S OBP: 0.391, SLG: 0.377 (1, 6)	K		F4			E5 1B		SH1-3 1B		F9		5	0	2	0	0	1	1				
Tom Herr, S OBP: 0.352, SLG: 0.351 Ken Dayley, L (1, 4) (10, 1)	L6 BB 1B					E5 BB 1B		SH1-3		L8		4	0	2	1	0	0	1				
David Green, R OBP: 0.444, SLG: 0.429 Lance Johnson, L OBP: 0.267, SLG: 0.293 (8, PR) (8, 9)	3-H 1B		5-3			4-0 BB 2B		E6		F8		2	1	0	0	2	0	2				
Todd Worrell, R OBP: 0.125, SLG: 0.125 Tom Lawless, R OBP: 0.211, SLG: 0.063 (8, 1) (10, 5)	1-2 BB					2-3 BB		2-3				0	0	0	0	0	0	0				
Willie McGee, S OBP: 0.316, SLG: 0.436 (1, 8)	L6				G3			FC5-2-5 FC5-4				5	0	2	1	0	0	4				
Terry Pendleton, S OBP: 0.372, SLG: 0.424 José Oquendo, S OBP: 0.415, SLG: 0.349 (1, 5) (5, 5) (10, 4)			F7		F8			FC5-4				2	0	0	0	0	0	0				
Jim Lindeman, R OBP: 0.263, SLG: 0.393 Dan Driessen, L OBP: 0.273, SLG: 0.059 (9, PH) (9, 3)	K				5-3							3	0	0	0	0	1	0				
Tom Pagnozzi, R OBP: 0.233, SLG: 0.350 (11, PH) (11, 2)										4-3		1	0	0	0	0	0	0				
Tony Peña, R OBP: 0.287, SLG: 0.318 (1, 2) (11, 3)					4-3					F8		4	0	0	0	1	0	2				
Joe Magrane, R OBP: 0.208, SLG: 0.182 John Morris, L OBP: 0.318, SLG: 0.443 (1, 1) (8, 9)	F9				5-3					K		2	0	0	0	1	0	1				
<b>Inning Stats</b>	R: 1 E: 0 K: 1 S: 6	H: 2 LOB: 1 BB: 1 P: 10	R: 0 E: 0 K: 1 S: 5	H: 0 LOB: 1 BB: 1 P: 9	R: 0 E: 0 K: 1 S: 4	H: 1 LOB: 1 BB: 0 P: 4	R: 0 E: 0 K: 0 S: 3	H: 0 LOB: 0 BB: 0 P: 3	R: 0 E: 0 K: 0 S: 3	H: 2 LOB: 1 BB: 1 P: 10	R: 0 E: 0 K: 0 S: 3	H: 0 LOB: 0 BB: 0 P: 5	R: 0 E: 0 K: 1 S: 5	H: 0 LOB: 0 BB: 0 P: 5	R: 0 E: 0 K: 0 S: 3	H: 0 LOB: 2 BB: 0 P: 3	R: 0 E: 0 K: 1 S: 6	H: 1 LOB: 2 BB: 1 P: 10	1B: 4 2B: 2 3B: 2 HR: 0	SF: 0 SAC: 1 DP: 1 HBP: 0	WP: 0 PB: 0 SB: 0 CS: 0	PA: 44
<b>PITCHER</b>	IP ERA WLS BF H R ER SO BB IBB HBP BLK WP HR S P ERA WHIP	<b>PITCHER</b>											IP ERA WLS BF H R ER SO BB IBB HBP BLK WP HR S P ERA WHIP									
Shane Rawley, L ERA: 3.95 Kent Tekulve, R ERA: 3.06 Jeff Calhoun, L ERA: 1.93 (1, 1) (9, 1) (10, 1)	8.0 1.0 2.0	WLS 3 W 8	BF 33 8	H 6 1	R 2 0	ER 0 0	SO 3 1	BB 4 0	IBB 0 1	HBP 0 0	BLK 0 0	WP 0 0	HR 0 0	S 35 5 9	P 51 5 13	ERA 0.00 0.00 0.00	WHIP 1.250 0.000 0.500					

St. Louis Cardinals @ Philadelphia Phillies  
Veterans Stadium, Philadelphia, PA  
Mon Sep 14 1987, 7:05 PM EDT  
Att: 20,749 - Unknown

AB 38  
R 2  
H 7  
RBI 2  
BB 5  
SO 5  
LOB 17

Batter	1	2	3	4	5	6	7	8	9	10	11	AB	R	H	RBI	BB	SO	LOB	BOTTOM							
Juan Samuel, R OBP: 0.347, SLG: 0.516 (1, 4)	6-3			6-3		F8 S 1B						5	1	3	2	1	0	0								
Von Hayes, L OBP: 0.416, SLG: 0.484 (1, 8) (10, 3)	6-3			4-3		1-3 1B		F5				4	0	0	0	2	0	3								
Chris James, R OBP: 0.330, SLG: 0.535 Jeff Calhoun, L (1, 7) (10, 1)	1-4-3					F8		F8		5-3		4	0	0	0	1	0	5								
Greg Jekls, R (11, PH)						BB						0	0	0	0	1	0	0								
Mike Schmidt, R OBP: 0.396, SLG: 0.542 (1, 5)			F4		4-3			F9				5	0	1	1	1	1	2								
Lance Parrish, R OBP: 0.338, SLG: 0.392 Darren Daulton, L OBP: 0.276, SLG: 0.294 (1, 2) (10, PR) (11, 2)	K					F9 WP 1B		4-3		K		4	0	1	0	1	2	3								
Glenn Wilson, R OBP: 0.314, SLG: 0.398 (1, 9)	4-3											5	0	0	0	0	1	2								
Rick Schu, R OBP: 0.315, SLG: 0.454 Milt Thompson, L OBP: 0.353, SLG: 0.437 (1, 3) (9, PH) (10, 8)						F9						2	0	1	0	1	0	0								
Steve Jeltz, S OBP: 0.316, SLG: 0.291 Luis Aguayo, R OBP: 0.278, SLG: 0.408 (1, 6) (7, PH) (8, 6)												2	0	0	0	0	0	2								
Greg Gross, L OBP: 0.389, SLG: 0.364 Ken Jackson, R OBP: 0.333, SLG: 0.375 (9, PH) (10, 6)						F9						1	0	0	0	0	1	1								
Shane Rawley, R OBP: 0.171, SLG: 0.203 Ron Roenicke, S OBP: 0.306, SLG: 0.292 Kent Tekulve, R (9, 1) Keith Hughes, L OBP: 0.313, SLG: 0.295 (9, PH) (10, 7)												2	0	0	0	0	2	2								
<b>Inning Stats</b>	R: 0 E: 0 K: 0 S: 3	H: 0 LOB: 0 BB: 0 P: 3	R: 0 E: 0 K: 1 S: 5	H: 0 LOB: 0 BB: 0 P: 5	R: 0 E: 0 K: 1 S: 5	H: 0 LOB: 0 BB: 0 P: 5	R: 0 E: 0 K: 0 S: 3	H: 0 LOB: 1 BB: 1 P: 7	R: 0 E: 0 K: 2 S: 8	H: 1 LOB: 2 BB: 1 P: 12	R: 0 E: 0 K: 1 S: 4	H: 1 LOB: 1 BB: 0 P: 4	R: 0 E: 0 K: 1 S: 6	H: 1 LOB: 1 BB: 1 P: 6	R: 0 E: 0 K: 1 S: 7	H: 2 LOB: 3 BB: 1 P: 11	R: 2 E: 0 K: 1 S: 7	H: 2 LOB: 2 BB: 2 P: 15	R: 0 E: 0 K: 1 S: 5	H: 0 LOB: 3 BB: 2 P: 13	R: 1 E: 0 K: 0 S: 2	H: 1 LOB: 3 BB: 3 P: 14	1B: 7 2B: 1 3B: 0 HR: 0	SF: 0 SAC: 0 DP: 0 HBP: 0	WP: 2 PB: 1 SB: 3 CS: 0	PA: 49
<b>PITCHER</b>	IP ERA WLS BF H R ER SO BB IBB HBP BLK WP HR S P ERA WHIP	<b>PITCHER</b>											IP ERA WLS BF H R ER SO BB IBB HBP BLK WP HR S P ERA WHIP													
Joe Magrane, L ERA: 3.66 Todd Worrell, R ERA: 2.83 Ken Dayley, L ERA: 2.15 (1, 1) (8, 1) (10, 1)	7.2 2.0 0.2	WLS 12 L 7	BF 30 7	H 5 1	R 0 1	ER 0 1	SO 5 1	BB 2 0	IBB 0 0	HBP 0 0	BLK 0 0	WP 1 0	HR 0 0	S 38 14 19	P 46 30 19	ERA 0.00 9.00 13.50	WHIP 0.913 2.500 7.500									

St. Louis Cardinals @ Philadelphia Phillies  
Veterans Stadium, Philadelphia, PA  
Mon Sep 14 1987, 7:05 PM EDT  
Att: 20,749 - Unknown

AB 39  
R 3  
H 8  
RBI 3  
BB 10  
SO 8  
LOB 22



Batter	1	2	3	4	5	6	7	8	9	AB	R	H	RBI	BB	SO	LOB	TOP			
Vince Coleman, S (1, 7) OBP: 0.371, SLG: 0.358	4-3	2B		BB	BB	BLK			B1-3	3	0	1	1	2	0	0	<b>St. Louis Cardinals @ Philadelphia Phillies</b> Veterans Stadium, Philadelphia, PA Tue Sep 15 1987, 7:05 PM EDT Att: 20,697 - Unknown			
Ozzie Smith, S (1, 6) OBP: 0.391, SLG: 0.376	CS	4-3		BB		F8			1B	4	0	1	0	1	1	5				
Tom Herr, S (1, 4) OBP: 0.352, SLG: 0.350	F8			CS		F7			1B	4	0	1	0	1	0	1				
Willie McGee, S (1, 8) OBP: 0.318, SLG: 0.436	CS	2B	3-1-3			FC5-2			F7	4	1	2	0	1	0	3				
Terry Pendleton, S (1, 5) OBP: 0.371, SLG: 0.423		1B	F8			E6			K	5	1	1	0	0	1	4				
John Morris, L (1, 9) OBP: 0.321, SLG: 0.444		SF8				FC5-2				2	1	1	1	0	0	0				
David Green, R (5, PH) OBP: 0.364, SLG: 0.333		SH1-3								2	0	0	0	0	0	3				
Mike Laga, L (1, 3) OBP: 0.167, SLG: 0.313		SF8				K			5-3	3	0	0	1	0	2	2				
Tony Peña, R (1, 2) OBP: 0.289, SLG: 0.318		SH1-3				F9			4-3	3	1	1	0	1	0	0				
Bob Forsch, R (1, 1) OBP: 0.339, SLG: 0.528		SH1-3				K			6-3	0	0	0	1	0	0	0				
Ricky Horton, L (2, 1) OBP: 0.200, SLG: 0.207										2	0	0	0	0	1	1				
Scott Terry, R (6, 1) OBP: 0.125, SLG: 0.125										1	0	0	0	0	0	0				
Todd Worrell, R (9, 1) OBP: 0.125, SLG: 0.125										0	0	0	0	0	0	0				
<b>Inning Stats</b>	R: 0 E: 0 K: 0 S: 2	H: 0 LOB: 0 BB: 1 P: 6	R: 4 E: 0 K: 0 S: 7	H: 4 LOB: 1 BB: 1 P: 11	R: 0 E: 0 K: 0 S: 2	H: 0 LOB: 0 BB: 1 P: 6	R: 0 E: 1 K: 2 S: 9	H: 1 LOB: 3 BB: 1 P: 13	R: 0 E: 0 K: 1 S: 6	H: 0 LOB: 2 BB: 1 P: 10	R: 0 E: 0 K: 0 S: 4	H: 1 LOB: 1 BB: 0 P: 4	R: 0 E: 0 K: 0 S: 3	H: 0 LOB: 0 BB: 0 P: 3	R: 0 E: 0 K: 1 S: 7	H: 2 LOB: 2 BB: 0 P: 7	1B: 6 2B: 2 3B: 0 HR: 0	SF: 1 SAC: 1 DP: 0 HBP: 0	WP: 0 PB: 0 SB: 0 CS: 2	PA: 42
<b>PITCHER</b>	IP WLS BF H R ER SO BB IBB HBP BLK WP HR S P ERA WHIP																			
Kevin Gross, R (1, 1) ERA: 4.47	4.1 L 23 5 4 4 2 4 4 1 0 0 0 0 0 4 4 8.31 2.077																			
Wally Ritchie, L (5, 1) ERA: 3.92	0.2 2 0 0 0 1 0 0 0 0 0 0 0 4 4 0.00 0.000																			
Michael Jackson, R (6, 1) ERA: 4.07	2.0 8 1 0 0 1 1 0 0 0 1 0 0 9 13 0.00 1.000																			
Kent Tekulve, R (8, 1) ERA: 3.03	1.0 3 0 0 0 0 0 0 0 0 0 0 0 3 3 0.00 0.000																			
Steve Bedrosian, R (9, 1) ERA: 2.91	1.0 5 2 0 0 1 0 0 0 0 0 0 0 7 7 0.00 2.000																			

AB	33
R	4
H	8
RBI	4
BB	6
SO	5
LOB	19



Batter	1	2	3	4	5	6	7	8	9	AB	R	H	RBI	BB	SO	LOB	BOTTOM					
Juan Samuel, R (1, 4) OBP: 0.345, SLG: 0.512	4-3		F9		K					4	0	0	0	0	2	1	<b>St. Louis Cardinals @ Philadelphia Phillies</b> Veterans Stadium, Philadelphia, PA Tue Sep 15 1987, 7:05 PM EDT Att: 20,697 - Unknown					
Milt Thompson, L (1, 8) OBP: 0.350, SLG: 0.433	F7		4-3		K				K	4	0	0	0	0	2	1						
Keith Hughes, L (1, 7) OBP: 0.346, SLG: 0.319	4-3									3	0	2	0	1	0	0						
Steve Bedrosian, R (9, 1) OBP: 0.346, SLG: 0.319			PO		1B				FC3-6	0	0	0	0	0	0	0						
Mike Schmidt, R (1, 5) OBP: 0.397, SLG: 0.548		HR	PO		HR				1-3	4	2	2	1	0	0	2						
Von Hayes, L (1, 3) OBP: 0.417, SLG: 0.489		HR			HR				1-3	3	1	1	2	1	0	0						
Glenn Wilson, R (1, 9) OBP: 0.312, SLG: 0.395		HR			F2				FC3-6	4	0	0	0	0	0	2						
Lance Parrish, R (1, 2) OBP: 0.309, SLG: 0.392		5-3			4-3				FC3-6	4	0	0	0	0	0	2						
Darren Daulton, L (9, PH) OBP: 0.276, SLG: 0.294			G6-5-3		5-3				1-2	3	0	1	0	1	0	2						
Steve Jeltz, S (1, 6) OBP: 0.320, SLG: 0.295			1B						F8	0	0	0	0	0	0	0						
Greg Gross, L (9, PH) OBP: 0.393, SLG: 0.364			1B						BB	3	0	2	0	0	0	0						
Kevin Gross, R (1, 1) ERA: 4.47			1B						BB	3	0	2	0	0	0	0						
Wally Ritchie, L (5, 1) ERA: 3.92			1B						BB	0	0	0	0	0	0	0						
Greg Wilkins, R (5, PH) ERA: 3.87			1B						BB	0	0	0	0	0	0	0						
Michael Jackson, R (6, 1) ERA: 4.07			1B						BB	0	0	0	0	0	0	0						
Jeff Stone, L (7, PH) OBP: 0.302, SLG: 0.372			1B						BB	1	0	0	0	0	0	1						
Kent Tekulve, R (8, 1) ERA: 3.03			1B						BB	0	0	0	0	0	0	0						
Ron Roenicke, S (9, 7) OBP: 0.300, SLG: 0.288			1B						BB	1	0	0	0	0	0	2						
<b>Inning Stats</b>	R: 0 E: 0 K: 0 S: 3	H: 0 LOB: 0 BB: 0 P: 3	R: 2 E: 0 K: 0 S: 6	H: 4 LOB: 1 BB: 0 P: 6	R: 0 E: 0 K: 0 S: 3	H: 1 LOB: 0 BB: 0 P: 3	R: 1 E: 0 K: 0 S: 4	H: 1 LOB: 0 BB: 0 P: 4	R: 0 E: 0 K: 2 S: 7	H: 0 LOB: 1 BB: 1 P: 11	R: 0 E: 0 K: 0 S: 4	H: 1 LOB: 2 BB: 1 P: 8	R: 0 E: 0 K: 1 S: 5	H: 1 LOB: 0 BB: 0 P: 5	R: 0 E: 0 K: 1 S: 4	H: 0 LOB: 0 BB: 1 P: 8	R: 0 E: 0 K: 0 S: 3	H: 0 LOB: 2 BB: 2 P: 11	1B: 6 2B: 1 3B: 0 HR: 2	SF: 0 SAC: 0 DP: 3 HBP: 0	WP: 0 PB: 0 SB: 0 CS: 0	PA: 37
<b>PITCHER</b>	IP WLS BF H R ER SO BB IBB HBP BLK WP HR S P ERA WHIP																					
Bob Forsch, R (1, 1) ERA: 4.39	1.1 7 3 2 2 2 0 0 0 0 0 1 7 7 13.50 2.250																					
Ricky Horton, L (2, 1) ERA: 3.87	3.2 W 14 4 1 1 2 1 0 0 0 0 0 1 17 21 2.46 1.364																					
Scott Terry, R (6, 1) ERA: 3.12	3.2 14 1 0 0 2 3 1 0 0 0 0 0 14 30 0.00 1.091																					
Todd Worrell, R (9, 1) ERA: 2.82	0.1 S 1 0 0 0 0 0 0 0 0 0 0 0 1 1 0.00 0.000																					

AB	31
R	3
H	8
RBI	3
BB	5
SO	4
LOB	13





Batter	1	2	3	4	5	6	7	8	9	AB	R	H	RBI	BB	SO	LOB	TOP					
<b>Dave Martinez, L</b> (1, 8) OBP: 0.374, SLG: 0.423	0-3 K	0-0 1-3		0-3 K		0-0 1B		0-0 F8		5	0	1	0	0	2	4	<b>Chicago Cubs @ Philadelphia Phillies</b> Veterans Stadium, Philadelphia, PA Wed Sep 16 1987, 7:05 PM EDT Att: 17,598 - Unknown					
<b>23 Ryne Sandberg, R</b> (1, 4) OBP: 0.372, SLG: 0.458	0-0 WP 1B		0-0 F3		0-0 2B 1B	0-3 K		0-0 G3		5	1	2	0	0	1	1						
<b>Andre Dawson, R</b> (1, 9) OBP: 0.330, SLG: 0.574	0-0 P4 1-2		0-3 K		0-0 FC6-4 1-H 5-3 2B	0-3 K		0-0 1-3		5	1	1	1	0	2	2						
<b>Jerry Mumphrey, S</b> (1, 7) OBP: 0.399, SLG: 0.540	4-0 BB		0-0 4-3		4-0 FC6-4 BB		0-0 6-3		0-0 HR	3	1	1	1	2	0	0						
<b>Leon Durham, L</b> (1, 3) OBP: 0.351, SLG: 0.528	0-0 F9			4-0 2B BB	0-0 FC6-4 5-3 1-2 2-3		0-3 K		0-0 1B	4	1	1	0	1	1	4						
<b>Keith Moreland, R</b> (1, 5) OBP: 0.304, SLG: 0.453		0-0 FC3-6 1B		0-0 1B 2B	0-0 5-3		0-0 4-3		0-0 F8	4	1	2	2	0	0	1						
<b>Drew Hall, L</b> (7, 1)				0-0 1B 2B	0-0 5-3					0	0	0	0	0	0	0						
<b>Rafael Palmeiro, L</b> (9, PH) OBP: 0.297, SLG: 0.472				1-H 1B 2B	1-2 3-H 4-0					1	0	0	0	0	0	1						
<b>Jody Davis, R</b> (1, 2) OBP: 0.338, SLG: 0.436		0-0 FC3-6 2B 1-2		0-0 2-H 1B				0-0 F9		3	0	1	1	1	0	1						
<b>Mike Brumley, S</b> (1, 6) OBP: 0.239, SLG: 0.271		0-0 1-3 2B		0-3 K	0-3 K			0-0 4-3		4	0	1	0	0	2	3						
<b>Les Lancaster, R</b> (1, 1) OBP: 0.119, SLG: 0.122		0-0 6-3		0-0 B3		0-3 K		0-0 1B		3	0	0	0	0	1	3						
<b>Dickie Noles, R</b> (7, 1)										0	0	0	0	0	0	0						
<b>Frank DiPino, L</b> (7, 1) OBP: 0.500, SLG: 0.500										0	0	0	0	0	0	0						
<b>Lee Smith, R</b> (7, 1)										0	0	0	0	0	0	0						
<b>Manny Trillo, R</b> (7, 5) OBP: 0.381, SLG: 0.469										1	0	1	0	0	0	0						
<b>Inning Stats</b>	R: 0 E: 0 K: 1 S: 6	H: 1 LOB: 2 BB: 1 P: 10	R: 0 E: 0 K: 0 S: 5	H: 2 LOB: 2 BB: 0 P: 5	R: 0 E: 0 K: 1 S: 5	H: 0 LOB: 0 BB: 0 P: 5	R: 2 E: 0 K: 2 S: 9	H: 2 LOB: 1 BB: 1 P: 13	R: 2 E: 0 K: 1 S: 7	H: 2 LOB: 2 BB: 2 P: 15	R: 0 E: 0 K: 3 S: 10	H: 1 LOB: 1 BB: 0 P: 10	R: 0 E: 0 K: 1 S: 5	H: 0 LOB: 0 BB: 0 P: 5	R: 0 E: 0 K: 0 S: 4	H: 1 LOB: 1 BB: 0 P: 4	R: 1 E: 0 K: 0 S: 5	H: 2 LOB: 1 BB: 0 P: 5	1B: 7 2B: 3 3B: 0 HR: 1	SF: 0 SAC: 0 DP: 0 HBP: 0	WP: 1 PB: 0 SB: 1 CS: 0	PA: 42
<b>PITCHER</b>	IP	WLS	BF	H	R	ER	SO	BB	IBB	HBP	BLK	WP	HR	S	P	ERA	WHIP					
<b>Freddie Toliver, R</b> (1, 1) ERA: 6.75	4.0		21	7	4	4	4	2	0	0	0	1	0	27	35	9.00	2.250					
<b>Wally Ritchie, L</b> (5, 1) ERA: 3.3	0.1		2	0	0	0	0	1	0	0	0	0	0	1	5	0.00	3.000					
<b>Todd Frohwirth, R</b> (5, 1) ERA:	0.2		3	0	0	0	1	1	0	0	0	0	0	4	8	0.00	1.500					
<b>Mike Maddux, R</b> (6, 1) ERA: 2.65	2.0	W	7	1	0	0	4	0	0	0	0	0	0	15	15	0.00	0.500					
<b>Kent Tekulve, R</b> (8, 1) ERA: 3.07	1.2		8	3	1	1	0	0	0	0	0	0	1	8	8	5.40	1.800					
<b>PITCHER</b>	IP	WLS	BF	H	R	ER	SO	BB	IBB	HBP	BLK	WP	HR	S	P	ERA	WHIP					
<b>Steve Bedrosian, R</b> (9, 1) ERA: 2.9	0.1		1	0	0	0	0	0	0	0	0	0	0	1	1	0.00	0.000					

Batter	1	2	3	4	5	6	7	8	9	AB	R	H	RBI	BB	SO	LOB	BOTTOM				
<b>Juan Samuel, R</b> (1, 4) OBP: 0.344, SLG: 0.509	0-0 6-3		0-0 F9		0-0 E5 1B		0-0 FC1-6 1B		0-0 K	5	0	1	0	0	1	4	<b>Chicago Cubs @ Philadelphia Phillies</b> Veterans Stadium, Philadelphia, PA Wed Sep 16 1987, 7:05 PM EDT Att: 17,598 - Unknown				
<b>Milt Thompson, L</b> (1, 8) OBP: 0.351, SLG: 0.434	0-0 4-3 BLK 1B		0-0 F2		0-0 1-2 2-3 1B		0-0 FC1-6 2B CS		0-3 K	4	1	2	1	0	0	3					
<b>Rick Schu, R</b> (7, PH) OBP: 0.313, SLG: 0.451										1	0	0	0	0	1	0					
<b>Von Hayes, L</b> (1, 3) OBP: 0.415, SLG: 0.486	0-0 4-3 1-3			0-0 3-1	0-0 F8		0-0 1-2 3-H 2B 1B		0-0 3-1	5	1	1	1	0	0	4					
<b>Mike Schmidt, R</b> (1, 5) OBP: 0.397, SLG: 0.548	0-0 F9			0-3 K		4-0 1B BB	0-0 1-2 3-H 2B BB	0-0 F9		4	1	1	2	1	1	1					
<b>Lance Parrish, R</b> (1, 2) OBP: 0.307, SLG: 0.388		0-3 K		0-0 F8		0-3 K		0-0 6-3		4	0	0	0	0	2	2					
<b>Keith Hughes, L</b> (1, 9) OBP: 0.336, SLG: 0.300		0-0 F9			0-0 P7	0-0 F9	4-0 BB 2B BB			3	1	0	0	1	0	1					
<b>Chris James, R</b> (1, 7) OBP: 0.335, SLG: 0.536		0-0 F2			0-0 FC1-6 1B	0-0 1-2 1B	4-0 1-2 2B BB			3	1	2	0	1	0	0					
<b>Steve Jeltz, S</b> (1, 6) OBP: 0.320, SLG: 0.296			0-0 F9 SH3-4 1B		0-0 FC1-6 E BB 1B	0-3 K	4-0 1-2 2-3 3-H 2B BB			3	1	1	0	0	1	3					
<b>Greg Gross, L</b> (7, PH) OBP: 0.397, SLG: 0.364										0	1	0	1	1	0	0					
<b>Luis Aquayo, R</b> (8, 6) OBP: 0.278, SLG: 0.408										0	0	0	0	0	0	0					
<b>Freddie Toliver, R</b> (1, 1) ERA: 6.75										0	0	0	0	0	0	0					
<b>Wally Ritchie, L</b> (5, 1) ERA: 3.3										0	0	0	0	0	0	0					
<b>Todd Frohwirth, R</b> (5, 1) ERA:										0	0	0	0	0	0	0					
<b>Ron Roenicke, S</b> (5, PH) OBP: 0.316, SLG: 0.288										0	0	0	0	0	0	0					
<b>Mike Maddux, L</b> (6, 1) ERA: 2.65										0	0	0	0	0	0	0					
<b>Jeff Stone, L</b> (7, PH) OBP: 0.330, SLG: 0.386										1	1	3	1	0	0	0					
<b>Kent Tekulve, R</b> (8, 1) ERA: 3.07										0	0	0	0	0	0	0					
<b>Steve Bedrosian, R</b> (9, 1) ERA: 2.9										0	0	0	0	0	0	0					
<b>Inning Stats</b>	R: 0 E: 0 K: 0 S: 4	H: 1 LOB: 1 BB: 0 P: 4	R: 0 E: 0 K: 1 S: 5	H: 0 LOB: 0 BB: 0 P: 5	R: 0 E: 0 K: 1 S: 5	H: 1 LOB: 1 BB: 0 P: 4	R: 0 E: 0 K: 1 S: 5	H: 0 LOB: 0 BB: 0 P: 5	R: 1 E: 1 K: 0 S: 6	H: 2 LOB: 3 BB: 1 P: 10	R: 0 E: 0 K: 2 S: 8	H: 1 LOB: 2 BB: 1 P: 12	R: 7 E: 0 K: 1 S: 9	H: 4 LOB: 4 BB: 4 P: 25	R: 0 E: 0 K: 1 S: 5	H: 0 LOB: 0 BB: 0 P: 5	1B: 7 2B: 2 3B: 0 HR: 0	SF: 0 SAC: 1 DP: 0 HBP: 0	WP: 0 PB: 1 SB: 0 CS: 1	PA: 41	
<b>PITCHER</b>	IP	WLS	BF	H	R	ER	SO	BB	IBB	HBP	BLK	WP	HR	S	P	ERA	WHIP				
<b>Les Lancaster, R</b> (1, 1) ERA: 4.95	6.0		28	6	3	2	4	3	0	0	0	1	0	33	45	3.00	1.500				
<b>Dickie Noles, R</b> (7, 1) ERA: 3.71	0.1		1	0	0	0	0	0	0	0	0	0	0	1	1	0.00	0.000				
<b>Frank DiPino, L</b> (7, 1) ERA: 3.12	0.0		1	1	0	0	0	0	0	0	0	0	0	1	1	∞	∞				
<b>Lee Smith, R</b> (7, 1) ERA: 3.32	0.1	L	7	2	5	5	1	3	0	0	0	0	0	6	18	135.00	15.000				
<b>Drew Hall, L</b> (7, 1) ERA: 7.88	1.1		3	0	0	0	1	0	0	0	0	0	0	5	5	0.00	0.000				



Batter	1	2	3	4	5	6	7	8	9	AB	R	H	RBI	BB	SO	LOB	TOP										
Bob Dernier, R (1, 8) OBP: 0.396, SLG: 0.515 Rafael Palmeiro, L (7, PH) OBP: 0.299, SLG: 0.469	5-3		L7						3-1	3	1	1	1	0	0	0	<b>Chicago Cubs @ Philadelphia Phillies</b> Veterans Stadium, Philadelphia, PA Thu Sep 17 1987, 3:33 AM EDT Att: 10,338 - Unknown										
Paul Noco, R (1, 4) OBP: 0.288, SLG: 0.351 Leon Durham, L (7, PH) OBP: 0.351, SLG: 0.528 Keith Moreland, R (7, PH) OBP: 0.304, SLG: 0.452 Jay Baller, R (7, 1) OBP: 1.000, SLG: 1.000 23 Ryne Sandberg, R (9, PH) OBP: 0.373, SLG: 0.459	K		L6		5-3		K			3	0	0	0	0	1	0											
Andre Dawson, R (1, 9) OBP: 0.331, SLG: 0.571	1B		P6		K				K	4	0	1	0	1	2	1											
Brian Dayett, R (1, 7) OBP: 0.372, SLG: 0.481 Damon Berryhill, S (8, 2) OBP: 0.400, SLG: 0.143	P6			HR		P4	K			4	1	1	0	0	1	4											
Manny Trillo, R (1, 3) OBP: 0.378, SLG: 0.464		P6				F9				4	0	1	0	0	1	1											
Mike Brumley, S (8, PR) OBP: 0.239, SLG: 0.271			K					S	1B	0	0	0	0	0	0	0											
Wade Rowdon, R (1, 5) OBP: 0.333, SLG: 0.714	5-3			HR			2B		K	4	1	2	2	0	1	1											
Jim Sundberg, R (1, 2) OBP: 0.320, SLG: 0.320 Jerry Mumphy, S (8, PH) OBP: 0.398, SLG: 0.538		HBP	BB	6-3			K		6-3	2	0	0	0	1	1	1											
Shawon Dunston, R (1, 6) OBP: 0.276, SLG: 0.375		H	1-2	4-3				WP	S	3	0	1	0	0	0	2											
Jamie Moyer, L (1, 1) OBP: 0.220, SLG: 0.241 Ed Lynch, R (2, 1) OBP: 0.188, SLG: 0.188 Darren Jackson, R (5, PH) OBP: 0.200, SLG: 0.500 Dickie Noles, R (5, 1) OBP: 0.372, SLG: 0.421	K				G3				K	1	0	0	0	0	1	2											
<b>Inning Stats</b>	R: 0 E: 0 K: 1 S: 6	H: 1 LOB: 1 BB: 0 P: 6	R: 0 E: 0 K: 1 S: 5	H: 0 LOB: 2 BB: 1 P: 10	R: 0 E: 0 K: 0 S: 3	H: 0 LOB: 0 BB: 0 P: 3	R: 2 E: 0 K: 1 S: 7	H: 2 LOB: 0 BB: 0 P: 7	R: 1 E: 0 K: 1 S: 6	H: 1 LOB: 1 BB: 0 P: 6	R: 0 E: 0 K: 3 S: 10	H: 1 LOB: 3 BB: 2 P: 18	R: 0 E: 0 K: 1 S: 6	H: 1 LOB: 2 BB: 0 P: 6	R: 0 E: 0 K: 2 S: 8	H: 1 LOB: 1 BB: 0 P: 8	1B: 5 2B: 1 3B: 0 HR: 2	SF: 0 SAC: 0 DP: 0 HBP: 1	WP: 1 PB: 0 SB: 3 CS: 0	PA: 39							
<b>PITCHER</b>	IP	WLS	BF	H	R	ER	SO	BB	IBB	HBP	BLK	WP	HR	S	P	ERA	WHIP										
Don Carman, L (1, 1) ERA: 4.62	6.0	W	25	5	3	3	5	1	0	1	0	0	2	33	38	4.50	1.000										
Michael Jackson, R (7, 1) ERA: 4.06	0.1		3	1	0	0	1	1	0	0	0	0	0	4	8	0.00	6.000										
Jeff Calhoun, L (7, 1) ERA: 1.89	0.2		3	0	0	0	2	0	1	0	0	1	0	6	10	0.00	0.000										
Kent Tekulve, R (8, 1) ERA: 3.06	0.1	S	2	1	0	0	1	0	0	0	0	0	0	4	4	0.00	3.000										
Steve Bedrosian, R (8, 1) ERA: 2.84	1.2		6	1	0	0	2	0	0	0	0	0	0	10	10	0.00	0.600										

AB 35  
R 3  
H 8  
RBI 3  
BB 3  
SO 11  
LOB 16



Batter	1	2	3	4	5	6	7	8	9	AB	R	H	RBI	BB	SO	LOB	BOTTOM										
Juan Samuel, R (1, 4) OBP: 0.345, SLG: 0.510	S	WP					K			3	1	1	1	1	2	1	<b>Chicago Cubs @ Philadelphia Phillies</b> Veterans Stadium, Philadelphia, PA Thu Sep 17 1987, 3:33 AM EDT Att: 10,338 - Unknown										
Von Hayes, L (1, 8) OBP: 0.414, SLG: 0.483	B1	3H					3-1			3	0	0	0	1	0	1											
Chris James, R (1, 7) OBP: 0.337, SLG: 0.536 Steve Bedrosian, R (8, 1)	SF8						4-3			2	0	1	1	1	1	2											
Mike Schmidt, R (1, 5) OBP: 0.396, SLG: 0.544	K				F8		F8			3	0	0	0	1	1	1											
Lance Parrish, R (1, 2) OBP: 0.306, SLG: 0.386		BB					P3			3	1	0	0	1	2	3											
Glenn Wilson, R (1, 9) OBP: 0.309, SLG: 0.392		F8					K			4	0	0	0	0	2	1											
Rick Schu, R (1, 3) OBP: 0.324, SLG: 0.451 Milt Thompson, L (8, PH) OBP: 0.351, SLG: 0.433		BB			B1-6		FC4-6		K	0	1	0	0	3	0	0											
Steve Jeltz, S (1, 6) OBP: 0.326, SLG: 0.301		4-3					FC4-6			2	1	1	2	2	0	1											
Don Carman, L (1, 1) OBP: 0.127, SLG: 0.094 Jeff Stone, L (5, PH) OBP: 0.336, SLG: 0.336 Michael Jackson, R (7, 1) OBP: 0.176, SLG: 0.125 Jeff Calhoun, L (7, 1) OBP: 0.372, SLG: 0.421 Kent Tekulve, R (8, 1) OBP: 0.307, SLG: 0.294		4-3					B1-6		F8	2	0	0	0	0	0	3											
<b>Inning Stats</b>	R: 1 E: 0 K: 1 S: 5	H: 0 LOB: 1 BB: 1 P: 9	R: 3 E: 0 K: 1 S: 7	H: 2 LOB: 3 BB: 3 P: 19	R: 0 E: 0 K: 2 S: 7	H: 0 LOB: 0 BB: 0 P: 7	R: 0 E: 0 K: 1 S: 4	H: 0 LOB: 2 BB: 2 P: 12	R: 0 E: 0 K: 0 S: 4	H: 1 LOB: 1 BB: 0 P: 4	R: 0 E: 0 K: 2 S: 7	H: 0 LOB: 1 BB: 1 P: 11	R: 0 E: 0 K: 2 S: 7	H: 0 LOB: 2 BB: 2 P: 15	R: 0 E: 0 K: 1 S: 5	H: 0 LOB: 1 BB: 1 P: 9		1B: 1 2B: 3 3B: 0 HR: 0	SF: 1 SAC: 0 DP: 1 HBP: 0	WP: 1 PB: 0 SB: 1 CS: 0	PA: 36						
<b>PITCHER</b>	IP	WLS	BF	H	R	ER	SO	BB	IBB	HBP	BLK	WP	HR	S	P	ERA	WHIP										
Jamie Moyer, L (1, 1) ERA: 5.13	1.2	L	11	4	2	4	1	4	0	0	0	0	0	14	22	0.00	0.857										
Ed Lynch, R (2, 1) ERA: 5.05	2.1		8	0	0	0	4	2	0	0	0	0	0	11	15	0.00	1.000										
Dickie Noles, R (5, 1) ERA: 3.59	2.0		8	1	0	0	2	1	0	0	0	0	0	11	15	0.00	1.000										
Jay Baller, R (7, 1) ERA: 7.54	2.0		9	0	0	0	3	3	0	0	0	0	0	12	24	0.00	1.500										

AB 25  
R 4  
H 3  
RBI 4  
BB 10  
SO 10  
LOB 15





Batter	1	2	3	4	5	6	7	8	9	AB	R	H	RBI	BB	SO	LOB	TOP			
Juan Samuel, R (1,4) OBP: 0.345, SLG: 0.514	5-3		4-3 2B		F7		SF7 3B		1-3	5	1	2	0	0	0	0				
Milt Thompson, L (1,8) OBP: 0.350, SLG: 0.432	F8		4-3				SF7			3	0	1	0	0	0	1				
Wally Ritchie, L (5,1) OBP: 0.250, SLG: 0.250										0	0	0	0	0	0	0				
Greg Gross, L (7,PH) OBP: 0.365, SLG: 0.364										0	0	0	1	0	0	0				
Todd Frohwrth, R (7,1)										0	0	0	0	0	0	0				
Darren Daulton, L (9,PH) OBP: 0.282, SLG: 0.301			2-3		1B		3-H 4-0		2B 1B	1	1	1	0	0	0	0				
Von Hayes, L (1,3)	G3		K		G3		S E BB		1-H 1B 2B	4	1	1	1	1	1	2				
Mike Schmidt, R (1,5) OBP: 0.392, SLG: 0.539		K			F9		E4 1-2		K	5	0	0	0	0	3	2				
Lance Parrish, R (1,2) OBP: 0.309, SLG: 0.387		1B 1B			F4		1B 1B		1B BB	4	0	2	0	1	1	2				
Keith Hughes, L (1,7) OBP: 0.361, SLG: 0.327		1B 1-2			1B 1B		K 2-3		K FC6-4 1B	5	0	3	1	0	2	1				
Glenn Wilson, R (1,9) OBP: 0.310, SLG: 0.392		K			1-2		1B		K FC6-4 1B	5	0	2	0	0	2	4				
Steve Jeltz, S (1,6) OBP: 0.322, SLG: 0.297		K			L6		K		E6	4	0	0	0	0	2	6				
Bruce Ruffin, S (1,1) OBP: 0.061, SLG: 0.062										1	0	0	0	0	1	0				
Tom Newell, R (3,1)										0	0	0	0	0	0	0				
Freddie Toliver, R (4,1)				K						0	0	0	0	0	0	0				
Jeff Stone, L (5,PH) OBP: 0.328, SLG: 0.373					G3				5-3	3	0	0	0	0	1	1				
<b>Inning Stats</b>	R: 0 E: 0 K: 0 S: 3	H: 0 LOB: 0 BB: 0 P: 3	R: 0 E: 0 K: 3 S: 11	H: 2 LOB: 2 BB: 0 P: 11	R: 0 E: 0 K: 2 S: 8	H: 1 LOB: 1 BB: 0 P: 8	R: 0 E: 0 K: 0 S: 5	H: 2 LOB: 2 BB: 0 P: 5	R: 0 E: 0 K: 3 S: 11	H: 2 LOB: 2 BB: 0 P: 11	R: 1 E: 1 K: 2 S: 9	H: 1 LOB: 2 BB: 1 P: 13	R: 0 E: 1 K: 2 S: 8	H: 0 LOB: 1 BB: 0 P: 8	R: 2 E: 0 K: 1 S: 8	H: 3 LOB: 2 BB: 1 P: 12	1B: 9 2B: 2 3B: 1 HR: 0	SF: 1 SAC: 0 DP: 0 HBP: 0	WP: 0 PB: 0 SB: 1 CS: 0	PA: 43
<b>PITCHER</b>	IP	WLS	BF	H	R	ER	SO	BB	IBB	HBP	BLK	WP	HR	S	P	ERA	WHIP			
Bryn Smith, R (1,1) ERA: 4.27	6.0	W	26	8	0	0	8	0	0	0	0	0	0	42	42	0.00	1.333			
Andy McGaffigan, R (7,1) ERA: 2.44	2.1		13	3	3	3	4	1	0	0	0	0	0	20	24	11.57	1.714			
Tim Burke, R (9,1) ERA: 1.19	0.2		4	1	0	0	1	1	0	0	0	0	0	5	9	0.00	3.000			

Philadelphia Phillies @ Montreal Expos  
Olympic Stadium, Montreal, QB  
Fri Sep 18 1987, 7:05 PM EDT  
Att: 23,466 - Unknown

AB 40  
R 3  
H 12  
RBI 3  
BB 2  
SO 13  
LOB 19



Batter	1	2	3	4	5	6	7	8	9	AB	R	H	RBI	BB	SO	LOB	BOTTOM			
Tim Raines, S (1,7) OBP: 0.420, SLG: 0.522	1B 1B	4-3		S 3B BB		S BB FC5-2 1B		4-3		3	2	2	0	1	0	0				
Casey Candaele, S (8,7) OBP: 0.334, SLG: 0.352										1	0	0	0	0	0	0				
Mitch Webster, S (1,9) OBP: 0.364, SLG: 0.429	1B 1-2 FC5-4 1B	F8		1-H SF9 3B		FC5-2 S BB		K		4	2	2	1	1	1	0				
Hubie Brooks, R (1,6) OBP: 0.292, SLG: 0.407	K	1-3		SF9		FC5-2				3	0	0	1	0	1	4				
Tim Wallach, R (1,5) OBP: 0.349, SLG: 0.521	FC5-4 1-3 2-H 1B			SF7 3B		F4		K		4	1	2	1	0	1	2				
Andres Galarraga, R (1,3) OBP: 0.372, SLG: 0.479	FC5-4 1B BB BB			SF7		K		3-1		3	1	0	2	0	1	1				
Reid Nichols, R (1,8) OBP: 0.345, SLG: 0.449	BB 1B BB									1	0	1	0	1	0	0				
Herm Winningham, L (3,FR) OBP: 0.307, SLG: 0.354				1B						2	0	1	0	0	1	0				
Vance Law, R (1,4) OBP: 0.357, SLG: 0.439	BB 1-2 2-3 1B			F9		K		G6-4-3 BB		3	0	1	0	1	1	1				
Mike Fitzgerald, R (1,2) OBP: 0.355, SLG: 0.336	FC4-8 1-2 2-3 3-H BB					K		G6-4-3		2	0	0	1	2	1	2				
Bryn Smith, R (1,1) OBP: 0.159, SLG: 0.220	FC4-6									2	0	0	0	0	1	5				
Nelson Santovenia, R (6,PH)										1	0	0	0	0	0	0				
Andy McGaffigan, R (7,1)										1	0	0	0	0	0	0				
Tim Burke, R (9,1)	1-2			K						0	0	0	0	0	0	0				
<b>Inning Stats</b>	R: 3 E: 0 K: 1 S: 9	H: 4 LOB: 3 BB: 2 P: 17	R: 0 E: 0 K: 0 S: 3	H: 0 LOB: 0 BB: 0 P: 3	R: 1 E: 0 K: 1 S: 7	H: 2 LOB: 1 BB: 1 P: 11	R: 2 E: 0 K: 1 S: 6	H: 1 LOB: 0 BB: 1 P: 10	R: 0 E: 0 K: 3 S: 9	H: 0 LOB: 0 BB: 0 P: 9	R: 0 E: 0 K: 1 S: 6	H: 1 LOB: 2 BB: 1 P: 10	R: 0 E: 0 K: 0 S: 3	H: 1 LOB: 1 BB: 1 P: 7	R: 0 E: 0 K: 1 S: 5	H: 0 LOB: 0 BB: 0 P: 5	1B: 7 2B: 0 3B: 2 HR: 0	SF: 2 SAC: 0 DP: 1 HBP: 0	WP: 0 PB: 0 SB: 5 CS: 0	PA: 38
<b>PITCHER</b>	IP	WLS	BF	H	R	ER	SO	BB	IBB	HBP	BLK	WP	HR	S	P	ERA	WHIP			
Bruce Ruffin, L (1,1) ERA: 4.58	2.1	L	15	6	4	4	1	2	0	0	0	0	0	15	23	15.43	3.429			
Tom Newell, R (3,1) ERA: 36.0	0.2		5	1	2	2	1	1	1	0	0	0	0	5	13	27.00	3.000			
Freddie Toliver, R (4,1) ERA: 6.49	1.0		3	0	0	0	1	0	0	0	0	0	0	5	5	0.00	0.000			
Wally Ritchie, L (5,1) ERA: 3.77	2.0		8	1	0	0	4	1	0	0	0	0	0	15	19	0.00	1.000			
Todd Frohwrth, R (7,1) ERA:	2.0		7	1	0	0	1	1	0	0	0	0	0	8	12	0.00	1.000			

Philadelphia Phillies @ Montreal Expos  
Olympic Stadium, Montreal, QB  
Fri Sep 18 1987, 7:05 PM EDT  
Att: 23,466 - Unknown

AB 30  
R 6  
H 9  
RBI 6  
BB 6  
SO 8  
LOB 15





Batter	1	2	3	4	5	6	7	8	9	AB	R	H	RBI	BB	SO	LOB	TOP										
Juan Samuel, R (1,4) OBP: 0.347, SLG: 0.523 Luis Aguayo, R (8,PH) OBP: 0.277, SLG: 0.406	0-0 3B		0-0 G6-4-3			0-0 HR		0-3 K		3	1	2	1	0	0	1											
Milt Thompson, L (1,8) OBP: 0.352, SLG: 0.437	0-0 1-3			0-0 HR		0-0 2B		0-0 F7		4	1	2	0	0	0	1											
Keith Hughes, L (1,9) OBP: 0.338, SLG: 0.305	0-0 G3			0-0 F9		0-0 F6		0-0 L9		4	0	0	0	0	0	3											
Mike Schmidt, R (1,5) OBP: 0.391, SLG: 0.537 Rick Schu, R (4,5) OBP: 0.326, SLG: 0.458	0-3 K			0-0 6-3		0-3 K		0-0 3B		2	0	0	0	0	1	2											
Von Hayes, L (1,3) OBP: 0.413, SLG: 0.487		0-0 F8		0-0 2H		0-0 F7		0-3 K		4	1	1	2	0	1	2											
Chris James, R (1,7) OBP: 0.336, SLG: 0.538		0-3 K		0-3 K			0-0 F5		0-0 2H	4	0	1	1	0	2	0											
Darren Daulton, L (1,2) OBP: 0.273, SLG: 0.290		0-0 4-3			0-0 F7		0-0 L7		0-0 2H	4	0	0	0	0	0	1											
Steve Jeltz, S (1,6) OBP: 0.322, SLG: 0.297 Ken Jackson, R (8,6) OBP: 0.333, SLG: 0.375			0-0 FC4		0-0 L7		0-0 4-3			3	0	1	0	0	0	0											
Shane Rawley, R (1,1) OBP: 0.171, SLG: 0.220 Michael Jackson, R (2,1) OBP: 0.167, SLG: 0.118 Ron Kosewicz, S (5,PH) OBP: 0.303, SLG: 0.280 Todd Frohwirth, R (5,1) OBP: 0.303, SLG: 0.280 Freddie Toliver, R (7,1) OBP: 0.303, SLG: 0.280 Greg Gross, L (8,PH) OBP: 0.303, SLG: 0.280 Kent Tekulve, R (8,1) OBP: 0.303, SLG: 0.280			0-0 FC4		0-0 L7			0-3 K		0	0	0	0	0	0	0											
<b>Inning Stats</b>	R: 0 E: 0 K: 1 S: 6	H: 1 LOB: 1 BB: 0 P: 6	R: 0 E: 0 K: 1 S: 5	H: 0 LOB: 0 BB: 0 P: 5	R: 0 E: 0 K: 0 S: 3	H: 1 LOB: 0 BB: 0 P: 3	R: 2 E: 0 K: 1 S: 7	H: 2 LOB: 0 BB: 0 P: 7	R: 0 E: 0 K: 0 S: 3	H: 0 LOB: 0 BB: 0 P: 3	R: 1 E: 0 K: 2 S: 7	H: 2 LOB: 1 BB: 0 P: 7	R: 0 E: 0 K: 0 S: 3	H: 0 LOB: 0 BB: 0 P: 3	R: 0 E: 0 K: 2 S: 7	H: 0 LOB: 0 BB: 0 P: 7	R: 1 E: 0 K: 1 S: 7	H: 2 LOB: 1 BB: 0 P: 7	1B: 1 2B: 3 3B: 2 HR: 2	SF: 0 SAC: 0 DP: 1 HBP: 0	WP: 0 PB: 0 SB: 0 CS: 0	PA: 34					
<b>PITCHER</b>	IP	WLS	BF	H	R	ER	SO	BB	IBB	HBP	BLK	WP	HR	S	P	ERA	WHIP										
Dennis Martinez, R (1,1) ERA: 3.46	5.0	W	20	6	3	3	3	0	0	0	0	0	2	26	26	5.40	1.200										
Jeff Parrett, R (6,1) ERA: 4.21	4.0	S	14	2	1	1	4	0	0	0	0	0	0	22	22	2.25	0.500										

Philadelphia Phillies @ Montreal Expos  
Olympic Stadium, Montreal, QB  
Sat Sep 19 1987, 7:05 PM EDT  
Att: 33,072 - Unknown

AB 34  
R 4  
H 8  
RBI 4  
BB 0  
SO 7  
LOB 12



Batter	1	2	3	4	5	6	7	8	9	AB	R	H	RBI	BB	SO	LOB	BOTTOM										
Tim Raines, S (1,7) OBP: 0.423, SLG: 0.529				0-0 6-3		0-0 1B		4-0 HR		3	3	2	3	1	0	0											
Mitch Webster, S (1,9) OBP: 0.363, SLG: 0.433	SH1-3			0-0 F4		0-3 K		0-0 HR		4	1	1	3	0	1	1											
Hubie Brooks, R (1,6) OBP: 0.391, SLG: 0.412 Tom Foley, L (9,6) OBP: 0.333, SLG: 0.458	0-0 6-3	0-0 6-3		0-0 HR		0-0 6-3		0-0 5-3		5	1	1	1	0	0	1											
Tim Wallach, R (1,5) OBP: 0.350, SLG: 0.522 Casey Candaele, S (9,4) OBP: 0.334, SLG: 0.352	0-0 2B	0-3 K		0-0 F9		0-0 1B				4	1	2	1	0	1	0											
Andres Galarraga, R (1,3) OBP: 0.371, SLG: 0.476	4-0 2B	0-0 F3			0-0 6-3		0-3 K			3	1	0	0	1	1	1											
Reid Nichols, R (1,8) OBP: 0.354, SLG: 0.461 Herm Winningham, L (5,PH) OBP: 0.308, SLG: 0.354	4-0 2B		0-0 G5-3		0-0 G1-6-3		0-0 L8			1	1	1	0	1	0	0											
Vance Law, R (1,4) OBP: 0.358, SLG: 0.440	0-0 1B		4-0 G5-3		0-0 G1-6-3			0-0 4-3		3	1	1	2	1	0	1											
Mike Fitzgerald, R (1,2) OBP: 0.357, SLG: 0.336	0-0 1B		0-0 G5-3			0-0 L4		0-0 E8		3	2	1	0	1	0	2											
Dennis Martinez, R (1,1) OBP: 0.133, SLG: 0.071 Jeff Parrett, R (6,1) OBP: 0.303, SLG: 0.280	0-0 HR		0-3 K			0-3 K		0-0 G1		2	1	1	2	0	1	1											
<b>Inning Stats</b>	R: 8 E: 0 K: 0 S: 7	H: 4 LOB: 0 BB: 3 P: 20	R: 0 E: 0 K: 1 S: 5	H: 0 LOB: 0 BB: 0 P: 5	R: 0 E: 0 K: 1 S: 5	H: 1 LOB: 1 BB: 1 P: 9	R: 1 E: 0 K: 0 S: 4	H: 1 LOB: 0 BB: 0 P: 4	R: 0 E: 0 K: 0 S: 3	H: 1 LOB: 0 BB: 0 P: 3	R: 0 E: 0 K: 2 S: 8	H: 1 LOB: 1 BB: 0 P: 8	R: 0 E: 0 K: 1 S: 6	H: 1 LOB: 1 BB: 0 P: 6	R: 3 E: 1 K: 0 S: 5	H: 2 LOB: 0 BB: 1 P: 9	1B: 5 2B: 3 3B: 0 HR: 3	SF: 0 SAC: 1 DP: 2 HBP: 1	WP: 0 PB: 0 SB: 0 CS: 0	PA: 39							
<b>PITCHER</b>	IP	WLS	BF	H	R	ER	SO	BB	IBB	HBP	BLK	WP	HR	S	P	ERA	WHIP										
Shane Rawley, L (1,1) ERA: 4.27	1.0	L	11	4	8	8	0	2	1	1	0	0	1	14	18	3.00	1.000										
Michael Jackson, R (2,1) ERA: 4.03	3.0		11	2	1	1	2	1	0	0	0	0	1	14	18	3.00	1.000										
Todd Frohwirth, R (5,1) ERA:	2.0		7	2	0	0	2	0	0	0	0	0	0	11	11	0.00	1.000										
Freddie Toliver, R (7,1) ERA: 6.26	1.0		4	1	0	0	1	0	0	0	0	0	0	6	6	0.00	1.000										
Kent Tekulve, R (8,1) ERA: 3.31	1.0		6	2	3	3	0	1	0	0	0	0	1	5	9	27.00	3.000										

Philadelphia Phillies @ Montreal Expos  
Olympic Stadium, Montreal, QB  
Sat Sep 19 1987, 7:05 PM EDT  
Att: 33,072 - Unknown

AB 32  
R 12  
H 11  
RBI 12  
BB 5  
SO 5  
LOB 9





Batter	1	2	3	4	5	6	7	8	9	AB	R	H	RBI	BB	SO	LOB	TOP		
Juan Samuel, R OBP: 0.344, SLG: 0.519 (1, 4)	L8		F8		K		5-3		FC6-2 FC1-2	5	0	0	0	0	1	3			
Von Hayes, L OBP: 0.414, SLG: 0.492 (1, 8) (8, 9)	L6-4 2B		BB		2B			F9	FC1-2	5	0	3	0	0	0	3			
Rick Schu, R OBP: 0.323, SLG: 0.450 (1, 3)	L6-4 2-3		F9		6-3			HR	P3	5	1	1	0	0	0	6			
Mike Schmidt, R OBP: 0.392, SLG: 0.541 (1, 5)		L7			6-3			HR		3	1	1	2	1	0	1			
Lance Parrish, R OBP: 0.309, SLG: 0.384 (1, 2)		BB			5-3		K	K		3	0	0	0	1	2	2			
Glenn Wilson, R OBP: 0.308, SLG: 0.389 Steve Bedrosian, R (8, 1)		F8			6-3		6-3	K		4	0	0	0	0	1	1			
Chris James, R OBP: 0.338, SLG: 0.538 (1, 7)		5-3			1B		K			4	0	2	0	0	1	1			
Luis Aguayo, R OBP: 0.279, SLG: 0.423 Jeff Stone, L OBP: 0.326, SLG: 0.370 Steve Jeltz, S OBP: 0.322, SLG: 0.297 (7, PH) (7, 6)			HR		F4		K	SH FC6-2 WP	FC1-2	2	1	1	1	0	0	1			
Kevin Gross, R OBP: 0.203, SLG: 0.246 Milt Thompson, L OBP: 0.351, SLG: 0.436 (8, 8)			HR		K		F8	FC3 FC1-2 FC6-2		3	1	1	1	0	1	1			
<b>Inning Stats</b>	R: 0 E: 0 K: 1 S: 3	H: 1 LOB: 0 BB: 0 P: 3	R: 0 E: 0 K: 0 S: 3	H: 0 LOB: 1 BB: 1 P: 7	R: 2 E: 0 K: 0 S: 6	H: 3 LOB: 2 BB: 1 P: 10	R: 0 E: 0 K: 1 S: 6	H: 1 LOB: 1 BB: 0 P: 6	R: 0 E: 0 K: 2 S: 7	H: 0 LOB: 0 BB: 0 P: 7	R: 0 E: 0 K: 1 S: 5	H: 0 LOB: 0 BB: 0 P: 5	R: 2 E: 0 K: 2 S: 9	H: 2 LOB: 2 BB: 0 P: 9	R: 0 E: 0 K: 0 S: 6	H: 1 LOB: 3 BB: 0 P: 6	1B: 4 2B: 3 3B: 0 HR: 3	SF: 0 SAC: 1 DP: 1 HBP: 0	WP: 1 PA: 39 PB: 0 CS: 0
<b>PITCHER</b>	IP	WLS	BF	H	R	ER	SO	BB	IBB	HBP	BLK	WP	HR	S	P	ERA	WHIP		
Neal Heaton, L ERA: 4.61 (1, 1)	5.0	L	22	6	2	2	2	2	0	0	0	0	2	24	32	3.60	1.600		
Randy St. Claire, R ERA: 4.45 (6, 1)	3.0		11	2	2	2	5	0	0	0	0	0	1	21	21	6.00	0.667		
Andy McGaffigan, R ERA: 2.42 (9, 1)	1.0		6	1	0	0	0	0	0	0	0	1	0	6	6	0.00	1.000		

Philadelphia Phillies @ Montreal Expos  
Olympic Stadium, Montreal, QB  
Sun Sep 20 1987, 3:33 AM EDT  
Att: 35,082 - Unknown

AB 36  
R 4  
H 9  
RBI 4  
BB 2  
SO 7  
LOB 21



Batter	1	2	3	4	5	6	7	8	9	AB	R	H	RBI	BB	SO	LOB	BOTTOM			
Tim Raines, S OBP: 0.426, SLG: 0.530 (1, 7)	K		1-2 1B			S BB		S		3	0	2	0	1	1	0				
Mitch Webster, S OBP: 0.361, SLG: 0.430 (1, 9)	F9		K			K		F9		4	0	0	0	0	2	4				
Hubie Brooks, R OBP: 0.288, SLG: 0.408 (1, 6)	4-3		F6			L7		K		4	0	0	0	0	1	4				
Tim Wallach, R OBP: 0.349, SLG: 0.526 (1, 5)		HR			K		K	F4		4	1	1	1	0	2	1				
Andres Galarraga, R OBP: 0.368, SLG: 0.472 (1, 3)		F5			K		F7	6-3		4	0	0	0	0	1	0				
Tom Foley, L OBP: 0.336, SLG: 0.457 (1, 4)		CS BB			CS 1B		F8	F7		3	0	1	0	1	0	0				
Mike Fitzgerald, R OBP: 0.356, SLG: 0.333 (1, 2)	K				CS		L5			2	0	0	0	1	1	1				
Casey Candaele, S OBP: 0.332, SLG: 0.349 (1, 8)			4-3				F7	F8		3	0	0	0	0	0	1				
Neal Heaton, L OBP: 0.197, SLG: 0.200 Jack Daugherty, S (6, PH) Randy St. Claire, R OBP: 0.333, SLG: 0.333 Wallace Johnson, S OBP: 0.277, SLG: 0.342 Andy McGaffigan, R (9, 1)					1-2 1B		F5	F7		1	0	1	0	0	0	0				
<b>Inning Stats</b>	R: 0 E: 0 K: 1 S: 5	H: 0 LOB: 0 BB: 0 P: 5	R: 1 E: 0 K: 1 S: 5	H: 1 LOB: 0 BB: 1 P: 9	R: 0 E: 0 K: 1 S: 7	H: 2 LOB: 2 BB: 0 P: 7	R: 0 E: 0 K: 2 S: 7	H: 1 LOB: 0 BB: 0 P: 7	R: 0 E: 0 K: 2 S: 3	H: 0 LOB: 0 BB: 1 P: 11	R: 0 E: 0 K: 0 S: 3	H: 0 LOB: 1 BB: 1 P: 7	R: 0 E: 0 K: 1 S: 6	H: 1 LOB: 0 BB: 0 P: 6	R: 0 E: 0 K: 0 S: 3	H: 0 LOB: 0 BB: 0 P: 3	1B: 4 2B: 0 3B: 0 HR: 1	SF: 0 SAC: 0 DP: 0 HBP: 0	WP: 0 PA: 34 PB: 0 CS: 2	
<b>PITCHER</b>	IP	WLS	BF	H	R	ER	SO	BB	IBB	HBP	BLK	WP	HR	S	P	ERA	WHIP			
Kevin Gross, R ERA: 4.34 (1, 1)	7.1	W	28	5	1	1	7	3	0	0	0	0	0	7	39	51	1.23	1.091		
Steve Bedrosian, R ERA: 2.79 (8, 1)	1.2	S	5	0	0	0	1	0	0	0	0	0	0	7	7	0.00	0.000			

Philadelphia Phillies @ Montreal Expos  
Olympic Stadium, Montreal, QB  
Sun Sep 20 1987, 3:33 AM EDT  
Att: 35,082 - Unknown

AB 30  
R 1  
H 5  
RBI 1  
BB 3  
SO 8  
LOB 11






Batter	1	2	3	4	5	6	7	8	9	AB	R	H	RBI	BB	SO	LOB	TOP		
Juan Samuel, R (1,4) OBP: 0.344, SLG: 0.519	0-0 L4-6 2B		0-3 K		0-0 F8		0-0 L1			4	0	1	0	0	1	0			
Von Hayes, L (1,8) OBP: 0.413, SLG: 0.490	0-0 L4-6		0-0 1B		0-3 K		0-0 3-1			4	0	1	0	0	1	1			
Chris James, R (1,7) OBP: 0.340, SLG: 0.538	0-3 K		0-0 E9 1B		0-0 F9		0-0 1B			4	1	2	0	0	1	0			
Mike Schmidt, R (1,5) OBP: 0.392, SLG: 0.543		0-0 6-3	0-0 1B		0-0 WP 2B		0-0 F3			4	0	2	1	0	0	1			
Lance Parrish, R (1,2) OBP: 0.310, SLG: 0.384		4-0 BB 1B BB	0-0 1B		0-3 K		0-0 F7			3	0	1	0	1	1	2			
Glenn Wilson, R (1,9) OBP: 0.308, SLG: 0.388		0-0 BB 1B	0-0 1B		0-0 F4		0-0 F8			3	0	1	0	0	0	3			
Greg Gross, L (9, PH) OBP: 0.389, SLG: 0.358		1-2 BB 1B	5-3		2-3 F4		0-0 F8			1	0	0	0	0	0	0			
Rick Schu, R (1,3) OBP: 0.323, SLG: 0.445		4-0 1-2 2-3 BB			0-0 F8		0-3 K			2	0	0	0	1	0	1			
Milt Thompson, L (9, PH) OBP: 0.350, SLG: 0.435					0-0 4-3		0-3 K			1	0	0	0	0	1	0			
Luis Aguayo, R (1,6) OBP: 0.275, SLG: 0.416		0-3 K			0-3 K		0-0 L6			3	0	0	0	0	2	3			
Jeff Stone, L (9, PH) OBP: 0.323, SLG: 0.367					0-3 K		0-0 F7			1	0	0	0	0	1	0			
Don Carman, L (1,1) OBP: 0.123, SLG: 0.091		0-0 F4			0-3 K		0-0 F7			2	0	0	0	0	1	3			
Ron Roenicke, S (7, PH) OBP: 0.300, SLG: 0.276										1	0	0	0	0	0	0			
Michael Jackson, R (7, 1) OBP: 0.167, SLG: 0.118										0	0	0	0	0	0	0			
Jeff Calhoun, L (8, 1) OBP: 0.167, SLG: 0.118										0	0	0	0	0	0	0			
<b>Inning Stats</b>	R: 0 E: 0 K: 1 S: 5	H: 1 LOB: 0 BB: 0 P: 5	R: 0 E: 0 K: 1 S: 6	H: 1 LOB: 3 BB: 2 P: 14	R: 1 E: 1 K: 1 S: 8	H: 4 LOB: 2 BB: 0 P: 8	R: 0 E: 0 K: 2 S: 7	H: 0 LOB: 0 BB: 0 P: 7	R: 0 E: 0 K: 1 S: 5	H: 0 LOB: 1 BB: 0 P: 5	R: 0 E: 0 K: 0 S: 3	H: 0 LOB: 0 BB: 0 P: 3	R: 0 E: 0 K: 0 S: 4	H: 1 LOB: 1 BB: 0 P: 4	R: 0 E: 0 K: 2 S: 7	H: 0 LOB: 0 BB: 0 P: 7	1B: 6 2B: 3 3B: 0 HR: 0	SF: 0 SAC: 0 DP: 1 HBP: 0	WP: 1 PA: 35 PB: 0 SB: 0 CS: 0
<b>PITCHER</b>	IP WLS BF H R ER SO BB IBB HBP BLK WP HR S P ERA WHIP	IP WLS BF H R ER SO BB IBB HBP BLK WP HR S P ERA WHIP	IP WLS BF H R ER SO BB IBB HBP BLK WP HR S P ERA WHIP	IP WLS BF H R ER SO BB IBB HBP BLK WP HR S P ERA WHIP	IP WLS BF H R ER SO BB IBB HBP BLK WP HR S P ERA WHIP	IP WLS BF H R ER SO BB IBB HBP BLK WP HR S P ERA WHIP	IP WLS BF H R ER SO BB IBB HBP BLK WP HR S P ERA WHIP	IP WLS BF H R ER SO BB IBB HBP BLK WP HR S P ERA WHIP	IP WLS BF H R ER SO BB IBB HBP BLK WP HR S P ERA WHIP	IP WLS BF H R ER SO BB IBB HBP BLK WP HR S P ERA WHIP	IP WLS BF H R ER SO BB IBB HBP BLK WP HR S P ERA WHIP	IP WLS BF H R ER SO BB IBB HBP BLK WP HR S P ERA WHIP	IP WLS BF H R ER SO BB IBB HBP BLK WP HR S P ERA WHIP	IP WLS BF H R ER SO BB IBB HBP BLK WP HR S P ERA WHIP	IP WLS BF H R ER SO BB IBB HBP BLK WP HR S P ERA WHIP	IP WLS BF H R ER SO BB IBB HBP BLK WP HR S P ERA WHIP	IP WLS BF H R ER SO BB IBB HBP BLK WP HR S P ERA WHIP	IP WLS BF H R ER SO BB IBB HBP BLK WP HR S P ERA WHIP	
John Tudor, L (1,1) ERA: 4.01	7.1 W 30 8 1 1 7 2 0 0 0 1 0 42 50 1.23 1.364	1.2 S 5 0 0 0 2 0 0 0 0 0 0 9 9 0.00 0.000																	
Todd Worrell, R (8,1) ERA: 2.68																			

Philadelphia Phillies @ St. Louis Cardinals  
 Busch Stadium, St. Louis, MO  
 Mon Sep 21 1987, 7:05 PM CDT  
 Att: 38,396 - Unknown


AB 33  
 R 1  
 H 8  
 RBI 1  
 BB 2  
 SO 9  
 LOB 14



Batter	1	2	3	4	5	6	7	8	9	AB	R	H	RBI	BB	SO	LOB	BOTTOM		
Vince Coleman, S (1,7) OBP: 0.366, SLG: 0.362	4-0 CS BB BB		0-0 E5 CS		0-0 1-H HR		0-3 K			3	1	1	2	1	1	0			
Ozzie Smith, S (1,6) OBP: 0.386, SLG: 0.375	0-0 F7		0-0 F7		0-0 F8		0-3 K			4	0	0	0	0	1	2			
Tom Herr, S (1,4) OBP: 0.351, SLG: 0.342	4-0 1-2 BB		0-0 6-3		0-0 F9		0-0 K			2	0	0	0	1	0	0			
Willie McGee, S (1,8) OBP: 0.318, SLG: 0.440	0-3 K		0-0 6-3		0-0 6-3		0-0 K			3	0	0	0	0	1	2			
Terry Pendleton, S (1,5) OBP: 0.369, SLG: 0.421		4-0 S BB	0-0 F4		0-0 F8		0-0 K			2	0	0	0	1	0	0			
David Green, R (1,9) OBP: 0.381, SLG: 0.684		0-0 F8			0-0 HR		0-0 4-3			2	1	1	1	0	0	1			
John Morris, L (7,9) OBP: 0.326, SLG: 0.436							0-0 5-3			1	0	0	0	0	0	0			
Jim Lindeman, R (1,3) OBP: 0.284, SLG: 0.392		0-3 K			0-0 FC5-4 1B		0-0 5-3			3	0	1	0	0	1	1			
Todd Worrell, R (8,1) OBP: 0.111, SLG: 0.111					0-0 FC5-4 HR		0-3 K			0	0	0	0	0	0	0			
Tony Peña, R (1,2) OBP: 0.287, SLG: 0.315		0-0 6-3			0-0 FC5-4 HR		0-3 K			3	1	0	0	0	1	2			
John Tudor, L (1,1) OBP: 0.250, SLG: 0.226			0-0 4-3		0-3 K		0-3 K			2	0	0	0	0	1	1			
Dan Driessen, L (8,3) OBP: 0.353, SLG: 0.241							0-3 K			1	0	0	0	0	1	0			
<b>Inning Stats</b>	R: 0 E: 0 K: 1 S: 4	H: 0 LOB: 1 BB: 2 P: 12	R: 0 E: 0 K: 1 S: 5	H: 0 LOB: 1 BB: 1 P: 9	R: 0 E: 1 K: 0 S: 3	H: 0 LOB: 0 BB: 0 P: 3	R: 0 E: 0 K: 0 S: 3	H: 0 LOB: 0 BB: 0 P: 3	R: 3 E: 0 K: 1 S: 8	H: 3 LOB: 0 BB: 0 P: 8	R: 0 E: 0 K: 0 S: 3	H: 0 LOB: 0 BB: 0 P: 3	R: 0 E: 0 K: 1 S: 5	H: 0 LOB: 0 BB: 0 P: 5	R: 0 E: 0 K: 3 S: 9	H: 0 LOB: 0 BB: 0 P: 9	1B: 1 2B: 0 3B: 0 HR: 2	SF: 0 SAC: 0 DP: 0 HBP: 0	WP: 0 PA: 29 PB: 0 SB: 2 CS: 2
<b>PITCHER</b>	IP WLS BF H R ER SO BB IBB HBP BLK WP HR S P ERA WHIP	IP WLS BF H R ER SO BB IBB HBP BLK WP HR S P ERA WHIP	IP WLS BF H R ER SO BB IBB HBP BLK WP HR S P ERA WHIP	IP WLS BF H R ER SO BB IBB HBP BLK WP HR S P ERA WHIP	IP WLS BF H R ER SO BB IBB HBP BLK WP HR S P ERA WHIP	IP WLS BF H R ER SO BB IBB HBP BLK WP HR S P ERA WHIP	IP WLS BF H R ER SO BB IBB HBP BLK WP HR S P ERA WHIP	IP WLS BF H R ER SO BB IBB HBP BLK WP HR S P ERA WHIP	IP WLS BF H R ER SO BB IBB HBP BLK WP HR S P ERA WHIP	IP WLS BF H R ER SO BB IBB HBP BLK WP HR S P ERA WHIP	IP WLS BF H R ER SO BB IBB HBP BLK WP HR S P ERA WHIP	IP WLS BF H R ER SO BB IBB HBP BLK WP HR S P ERA WHIP	IP WLS BF H R ER SO BB IBB HBP BLK WP HR S P ERA WHIP	IP WLS BF H R ER SO BB IBB HBP BLK WP HR S P ERA WHIP	IP WLS BF H R ER SO BB IBB HBP BLK WP HR S P ERA WHIP	IP WLS BF H R ER SO BB IBB HBP BLK WP HR S P ERA WHIP	IP WLS BF H R ER SO BB IBB HBP BLK WP HR S P ERA WHIP	IP WLS BF H R ER SO BB IBB HBP BLK WP HR S P ERA WHIP	
Don Carman, L (1,1) ERA: 4.61	6.0 L 23 3 3 3 3 3 0 0 0 0 0 2 26 38 4.50 1.000	1.0 3 0 0 0 1 0 0 0 0 0 0 0 5 5 0.00 0.000																	
Michael Jackson, R (7,1) ERA: 3.99																			
Jeff Calhoun, L (8,1) ERA: 1.83																			

Philadelphia Phillies @ St. Louis Cardinals  
 Busch Stadium, St. Louis, MO  
 Mon Sep 21 1987, 7:05 PM CDT  
 Att: 38,396 - Unknown

AB 26  
 R 3  
 H 3  
 RBI 3  
 BB 3  
 SO 7  
 LOB 9









Batter	1	2	3	4	5	6	7	8	9	10	11	AB	R	H	RBI	BB	SO	LOB	TOP						
Milt Thompson, L OBP: 0.349, SLG: 0.432 Mike Schmidt, R OBP: 0.388, SLG: 0.540 (7, 5)	K		F8			FC6-4	K			F6	5-3	3	0	0	0	0	1	1							
Greg Gross, L OBP: 0.387, SLG: 0.346 (1, 7)				K		5-3		K		G3	1B	3	0	0	0	2	2	1							
Juan Samuel, R OBP: 0.341, SLG: 0.512 (1, 4)	F9			5-3		4-3		K			G3	1B	5	0	1	0	0	1	2						
Von Hayes, L OBP: 0.415, SLG: 0.492 (7, 8)	K			K						G3		5	1	2	0	0	2	3							
Rick Schu, R OBP: 0.312, SLG: 0.418 (7, 3)		1-3				1-3	1B	BB		6-3	FC6-4	3	1	0	0	2	0	2							
Glenn Wilson, R OBP: 0.387, SLG: 0.386 (1, 9)	K			1-3		1-3		K		FC6-4		5	0	1	0	0	2	5							
Darren Daulton, L OBP: 0.287, SLG: 0.319 (1, 2)	K					G6-4-3	1B	BB		SH1-4		3	1	2	2	1	1	0							
Steve Jeltz, S OBP: 0.324, SLG: 0.297 Keith Hughes, L OBP: 0.343, SLG: 0.311 Luis Aguayo, R OBP: 0.272, SLG: 0.424	K		K			G6-4-3				K		2	0	0	0	0	1	1							
Kevin Gross, R OBP: 0.312, SLG: 0.294 Jeff Stone, R OBP: 0.310, SLG: 0.304 Jeff Calhoun, L OBP: 0.310, SLG: 0.304 Kent Tekulve, R OBP: 0.310, SLG: 0.304 Lance Parrish, R OBP: 0.310, SLG: 0.304 Steve Bedrosian, R OBP: 0.310, SLG: 0.304	K					FC6-4	1B	BB		K		2	0	0	1	0	0	0							
<b>Inning Stats</b>	R: 0 E: 0 K: 2 S: 7	H: 0 LOB: 1 BB: 1 P: 11	R: 0 E: 0 K: 2 S: 7	H: 0 LOB: 0 BB: 0 P: 7	R: 0 E: 0 K: 2 S: 7	H: 0 LOB: 0 BB: 0 P: 7	R: 1 E: 0 K: 0 S: 3	H: 1 LOB: 0 BB: 1 P: 7	R: 0 E: 0 K: 2 S: 4	H: 1 LOB: 1 BB: 0 P: 4	R: 1 E: 0 K: 2 S: 9	H: 2 LOB: 3 BB: 2 P: 17	R: 0 E: 0 K: 2 S: 8	H: 1 LOB: 1 BB: 0 P: 8	R: 0 E: 0 K: 2 S: 8	H: 1 LOB: 1 BB: 2 P: 8	R: 0 E: 0 K: 2 S: 4	H: 1 LOB: 2 BB: 2 P: 12	R: 1 E: 0 K: 2 S: 8	H: 1 LOB: 0 BB: 0 P: 8	1B: 6 2B: 1 3B: 0 HR: 1	SF: 0 SAC: 1 DP: 1 HBP: 0	WP: 0 PB: 0 SB: 0 CS: 0	PA: 46	
<b>PITCHER</b>	IP 7.0	WLS 28	BF 4	H 4	R 2	ER 2	SO 10	BB 0	IBB 0	HBP 0	BLK 0	WP 0	HR 0	S 44	P 60	ERA 2.57	WHIP 1.143								
Greg Maddux, R ERA: 5.58	(1, 1)																								
Frank DiPino, L ERA: 3.19	(8, 1)	2.0	8	2	0	0	4	0	0	0	0	0	0	16	16	0.00	1.000								
Jay Ballew, R ERA: 7.01	(10, 1)	2.0	L 10	2	1	1	2	2	0	0	0	0	1	12	20	4.50	2.000								

Philadelphia Phillies @ Chicago Cubs  
Wrigley Field, Chicago, IL  
Thu Sep 24 1987, 3:33 AM CDT  
Att: 6,904 - Unknown

AB 39  
R 3  
H 8  
RBI 3  
BB 6  
SO 16  
LOB 20



Batter	1	2	3	4	5	6	7	8	9	10	11	AB	R	H	RBI	BB	SO	LOB	BOTTOM						
Dave Martinez, L OBP: 0.371, SLG: 0.420 Bob Demler, R OBP: 0.397, SLG: 0.514 (8, 8)	K	F5			E3		23 1B			K		3	0	0	0	0	1	0							
23 Ryne Sandberg, R OBP: 0.371, SLG: 0.451 (1, 4)		F5			WP		23 1B			6-3		4	1	2	0	1	0	0							
Rafael Palmeiro, L OBP: 0.307, SLG: 0.479 Brian Dayett, R OBP: 0.384, SLG: 0.467 Jerry Mumphy, S OBP: 0.398, SLG: 0.533 (8, 7)	E3			4-3		F9		4-3		L6		3	1	0	0	0	0	3							
Andre Dawson, R OBP: 0.329, SLG: 0.564 (1, 9)	HBP			6-3		5-3		6-3		P6		5	0	1	1	0	0	4							
Leon Durham, L OBP: 0.347, SLG: 0.515 (1, 3)	HBP			4-3		L8		4-3		4-3		5	0	1	1	0	0	0							
Wade Rowdon, R OBP: 0.304, SLG: 0.545 (1, 5)	K				F9			F9		K		5	0	0	0	0	3	2							
Mike Brumley, S OBP: 0.287, SLG: 0.280 (1, 6)	FC6-4			K						B4-3		4	0	2	0	0	1	0							
Jim Sundberg, R OBP: 0.303, SLG: 0.301 (1, 2)	FC6-4			5-3		K		K		L9		5	0	0	0	0	2	5							
Greg Maddux, R ERA: 4.25 Shawon Dunston, R OBP: 0.265, SLG: 0.362 Frank DiPino, L ERA: 1.72 Luis Quinones, S OBP: 0.293, SLG: 0.278 Jay Ballew, R ERA: 1.00, SLG: 1.000		B1-3			K			6-3		F9		2	0	0	0	0	1	0							
<b>Inning Stats</b>	R: 2 E: 1 K: 2 S: 11	H: 3 LOB: 3 BB: 0 P: 12	R: 0 E: 0 K: 0 S: 3	H: 0 LOB: 0 BB: 0 P: 3	R: 0 E: 0 K: 0 S: 3	H: 0 LOB: 0 BB: 0 P: 3	R: 0 E: 0 K: 1 S: 5	H: 0 LOB: 2 BB: 0 P: 5	R: 0 E: 0 K: 2 S: 8	H: 1 LOB: 1 BB: 0 P: 8	R: 0 E: 0 K: 1 S: 6	H: 0 LOB: 2 BB: 2 P: 11	R: 0 E: 0 K: 1 S: 5	H: 0 LOB: 0 BB: 0 P: 5	R: 0 E: 0 K: 0 S: 3	H: 0 LOB: 0 BB: 0 P: 3	R: 0 E: 0 K: 1 S: 5	H: 0 LOB: 0 BB: 0 P: 5	1B: 5 2B: 0 3B: 1 HR: 0	SF: 0 SAC: 0 DP: 0 HBP: 1	WP: 1 PB: 0 SB: 2 CS: 0	PA: 44			
<b>PITCHER</b>	IP 6.0	WLS 26	BF 4	H 5	R 2	ER 1	SO 6	BB 0	IBB 0	HBP 1	BLK 0	WP 1	HR 0	S 37	P 38	ERA 1.50	WHIP 0.833								
Kevin Gross, R ERA: 4.25	(1, 1)																								
Jeff Calhoun, L ERA: 1.72	(7, 1)	0.1	3	0	0	0	0	2	0	0	0	0	0	1	9	0.00	6.000								
Kent Tekulve, R ERA: 3.25	(7, 1)	1.2	6	1	0	0	1	0	0	0	0	0	0	8	8	0.00	0.600								
Steve Bedrosian, R ERA: 2.69	(9, 1)	3.0	W 9	0	0	0	2	0	0	0	0	0	0	13	13	0.00	0.000								

Philadelphia Phillies @ Chicago Cubs  
Wrigley Field, Chicago, IL  
Thu Sep 24 1987, 3:33 AM CDT  
Att: 6,904 - Unknown

AB 41  
R 2  
H 6  
RBI 2  
BB 2  
SO 9  
LOB 16





Batter	1	2	3	4	5	6	7	8	9	AB	R	H	RBI	BB	SO	LOB	TOP								
Tim Raines, S OBP: 0.427, SLG: 0.533	4-0 1B BB		0-0 F9			0-0 1B 3B		0-0 L8		3	1	1	0	1	0	1	<b>Montreal Expos @ Philadelphia Phillies</b> Veterans Stadium, Philadelphia, PA Fri Sep 25 1987, 7:05 PM EDT Att: 16,641 - Unknown								
Mitch Webster, S OBP: 0.365, SLG: 0.441	0-0 1-2 1B		0-0 F7			0-0 F3		0-0 HR		4	1	2	1	0	0	2									
Hubie Brooks, R OBP: 0.295, SLG: 0.413	0-3 K		0-0 L7			0-0 FC6-4 1B		0-0 4-3		4	0	1	1	0	1	3									
Tim Wallach, R OBP: 0.342, SLG: 0.512	0-3 K			0-3 K		0-0 F7		0-0 1B		4	0	1	0	0	2	3									
Andres Galarraga, R OBP: 0.365, SLG: 0.471	0-3 K			0-0 F9		0-0 FC6-4		0-3 K		4	0	0	0	0	2	4									
Reid Nichols, R OBP: 0.344, SLG: 0.452		0-3 K		0-0 L7			0-0 F8		0-3 K	3	0	0	0	0	1	0									
Herm Winningham, L (8, PH) OBP: 0.310, SLG: 0.357										1	0	0	0	0	1	1									
Vance Law, R OBP: 0.353, SLG: 0.431		0-3 K			0-0 L9		0-0 F4		0-0 F9	4	0	0	0	0	1	1									
Mike Fitzgerald, R OBP: 0.346, SLG: 0.320			0-0 F9			0-0 F8				3	0	0	0	0	0	0									
Neal Heaton, L OBP: 0.209, SLG: 0.212										1	0	1	0	0	0	0									
Tom Romano, R (5, PH)										1	0	0	0	0	1	0									
Bob Sebra, R OBP: 0.173, SLG: 0.160										0	0	0	0	0	0	0									
Dave Engle, R (8, PH)										1	0	0	0	0	1	0									
Jeff Parrett, R (8, 1)										0	0	0	0	0	0	0									
<b>Inning Stats</b>	R: 0 E: 0 K: 3 S: 10	H: 1 LOB: 2 BB: 1 P: 14	R: 0 E: 0 K: 2 S: 7	H: 0 LOB: 0 BB: 0 P: 7	R: 0 E: 0 K: 0 S: 4	H: 1 LOB: 1 BB: 0 P: 4	R: 0 E: 0 K: 1 S: 5	H: 0 LOB: 0 BB: 0 P: 5	R: 0 E: 0 K: 1 S: 5	H: 0 LOB: 0 BB: 0 P: 5	R: 1 E: 0 K: 0 S: 5	H: 2 LOB: 1 BB: 0 P: 5	R: 0 E: 0 K: 0 S: 3	H: 0 LOB: 0 BB: 0 P: 3	R: 1 E: 0 K: 1 S: 6	H: 1 LOB: 0 BB: 0 P: 6	R: 0 E: 0 K: 2 S: 8	H: 1 LOB: 1 BB: 0 P: 8	1B: 4 2B: 0 3B: 1 HR: 1	SF: 0 SAC: 0 DP: 0 HBP: 0	WP: 0 PB: 0 SB: 0 CS: 0	PA: 34			
<b>PITCHER</b>	IP	WLS	BF	H	R	ER	SO	BB	IBB	HBP	BLK	WP	HR	S	P	ERA	WHIP								
Don Carman, L (1, 1) ERA: 4.52	7.2	W	29	5	2	2	8	1	0	0	0	0	1	44	48	2.35	0.783								
Kent Tekulve, R (8, 1) ERA: 3.24	0.1		1	0	0	0	0	0	0	0	0	0	0	1	1	0.00	0.000								
Steve Bedrosian, R (9, 1) ERA: 2.66	1.0	S	4	1	0	0	2	0	0	0	0	0	0	8	8	0.00	1.000								

AB 33  
R 2  
H 6  
RBI 2  
BB 1  
SO 10  
LOB 15



Batter	1	2	3	4	5	6	7	8	9	AB	R	H	RBI	BB	SO	LOB	BOTTOM								
Juan Samuel, R (1, 4) OBP: 0.341, SLG: 0.512	0-3 K		0-0 6-3		0-0 2B		0-3 K			4	0	1	0	0	2	0	<b>Montreal Expos @ Philadelphia Phillies</b> Veterans Stadium, Philadelphia, PA Fri Sep 25 1987, 7:05 PM EDT Att: 16,641 - Unknown								
Von Hayes, L (1, 8) OBP: 0.414, SLG: 0.490	0-0 F4		4-0 HR BB		0-0 F5		0-0 3-1			3	1	0	0	1	0	0									
Mike Schmidt, R (1, 5) OBP: 0.390, SLG: 0.547	0-0 1B		0-0 1-H HR		4-0 2B BB		0-0 F8			3	2	2	2	1	0	0									
Lance Parrish, R (1, 2) OBP: 0.315, SLG: 0.396	0-0 G3		0-3 K		0-0 1-H 2B		0-0 G1-4-3 1B			3	0	1	1	0	1	1									
Darren Daulton, L (8, PH) OBP: 0.292, SLG: 0.325										1	0	1	0	0	0	0									
Glenn Wilson, R (1, 9) OBP: 0.306, SLG: 0.385		0-0 2B 4-3 1B	0-0 6-3		0-0 F9		0-0 G1-4-3 1B		0-0 1-2	4	1	1	0	0	0	2									
Rick Schu, R (1, 3) OBP: 0.316, SLG: 0.417		0-0 L7			0-0 L8		0-0 2B 1B		4-0 1B BB	3	0	1	0	1	0	1									
Steve Jeltz, S (9, 6) OBP: 0.324, SLG: 0.297										0	0	0	0	0	0	0									
Greg Jelks, R (1, 7) OBP: 0.371, SLG: 0.500										2	0	1	0	0	0	0									
Milt Thompson, L (6, PH) OBP: 0.350, SLG: 0.432			4-3 2B		0-0 F8		0-3 K		0-0 1-3 1B	2	0	1	0	0	1	1									
Ken Jackson, R (1, 6) OBP: 0.417, SLG: 0.500		0-0 4-3						0-0 2-3		2	0	1	1	0	0	1									
Keith Hughes, L (8, PH) OBP: 0.338, SLG: 0.306										1	0	0	0	0	0	2									
Steve Bedrosian, R (9, 1) OBP: 0.397, SLG: 0.346		2-3 3-H								0	0	0	0	0	0	0									
Don Carman, L (1, 1) OBP: 0.117, SLG: 0.086		0-0 F8			0-3 K		0-0 F7			3	0	0	0	0	1	3									
Kent Tekulve, R (8, 1)										0	0	0	0	0	0	0									
Greg Gross, L (9, 7) OBP: 0.397, SLG: 0.346										0	0	0	0	0	0	0									
<b>Inning Stats</b>	R: 0 E: 0 K: 1 S: 6	H: 1 LOB: 1 BB: 0 P: 6	R: 1 E: 0 K: 0 S: 5	H: 2 LOB: 1 BB: 0 P: 5	R: 2 E: 0 K: 1 S: 6	H: 1 LOB: 0 BB: 1 P: 10	R: 0 E: 0 K: 1 S: 5	H: 0 LOB: 1 BB: 0 P: 6	R: 1 E: 0 K: 0 S: 4	H: 2 LOB: 1 BB: 1 P: 8	R: 0 E: 0 K: 1 S: 6	H: 2 LOB: 0 BB: 0 P: 6	R: 0 E: 0 K: 1 S: 5	H: 0 LOB: 0 BB: 0 P: 5	R: 0 E: 0 K: 0 S: 4	H: 2 LOB: 2 BB: 1 P: 8	1B: 5 2B: 4 3B: 0 HR: 1	SF: 0 SAC: 0 DP: 1 HBP: 1	WP: 0 PB: 0 SB: 0 CS: 0	PA: 35					
<b>PITCHER</b>	IP	WLS	BF	H	R	ER	SO	BB	IBB	HBP	BLK	WP	HR	S	P	ERA	WHIP								
Neal Heaton, L (1, 1) ERA: 4.66	4.0	L	18	4	3	3	3	1	0	1	0	0	0	15	19	3.00	1.667								
Bob Sebra, R (5, 1) ERA: 4.29	3.0		12	4	1	1	2	1	0	0	0	0	0	4	8	0.00	3.000								
Jeff Parrett, R (8, 1) ERA: 4.1	1.0		5	2	0	0	0	1	0	0	0	0	0	4	8	0.00	3.000								

AB 31  
R 4  
H 10  
RBI 4  
BB 3  
SO 5  
LOB 11





Batter	1	2	3	4	5	6	7	8	9	AB	R	H	RBI	BB	SO	LOB	TOP																									
Tim Raines, S (1,7) OBP: 0.428, SLG: 0.532	F8			1-3 2B BB		G5-4-3 BB	1-3 2H HR 1B		L5-3	3	2	1	1	2	0	1																										
Mitch Webster, S (1,9) OBP: 0.394, SLG: 0.438	5-3			1-3		G5-4-3	HR IBB			3	1	0	0	1	0	2																										
Hubie Brooks, R (1,6) OBP: 0.297, SLG: 0.424	K			K			1B 2B HR			4	2	2	4	0	2	1																										
Tim Wallach, R (1,5) OBP: 0.343, SLG: 0.511		5-3		2B BB		2H 1B	F7			3	0	1	1	1	0	1																										
Andres Galarraga, R (1,3) OBP: 0.364, SLG: 0.471		6-3		1-3 2H 2B		F8		5-3		4	0	1	1	0	0	1																										
Reid Nichols, R (1,8) OBP: 0.338, SLG: 0.442									F9	3	0	0	0	0	1	2																										
Herm Winningham, L (8,PH) OBP: 0.310, SLG: 0.356	K			F6				K		1	0	0	0	0	1	0																										
Vance Law, R (1,4) OBP: 0.350, SLG: 0.427				F3		4-3		5-3		4	0	0	0	0	1	0																										
Mike Fitzgerald, R (1,2) OBP: 0.348, SLG: 0.320				5-3		K			L5-3 1B	3	1	1	0	1	1	0																										
Pascual Perez, R (1,1) OBP: 0.050, SLG: 0.050										2	0	0	0	0	0	0																										
Dave Engle, R (7,PH)	F8									1	0	1	0	0	0	0																										
Tom Romano, R (7,PR)										0	1	0	0	0	0	0																										
Andy McGaffigan, R (7,1)							1B HR 1B		K	1	0	0	0	0	1	1																										
<b>Inning Stats</b>	R: 0 E: 0 K: 1 S: 5	H: 0 LOB: 0 BB: 0 P: 5	R: 0 E: 0 K: 1 S: 5	H: 0 LOB: 0 BB: 0 P: 5	R: 0 E: 0 K: 0 S: 3	H: 0 LOB: 0 BB: 0 P: 3	R: 1 E: 0 K: 1 S: 6	H: 1 LOB: 2 BB: 2 P: 14	R: 0 E: 0 K: 1 S: 5	H: 0 LOB: 0 BB: 0 P: 5	R: 1 E: 0 K: 0 S: 4	H: 2 LOB: 1 BB: 1 P: 8	R: 5 E: 0 K: 1 S: 8	H: 3 LOB: 1 BB: 2 P: 16	R: 0 E: 0 K: 1 S: 5	H: 0 LOB: 0 BB: 0 P: 5	R: 0 E: 0 K: 1 S: 5	H: 1 LOB: 0 BB: 0 P: 5	1B: 4 2B: 3 3B: 0 HR: 1	SF: 0 SAC: 0 DP: 2 HBP: 0	WP: 0 PB: 0 CS: 0	PA: 37																				
<b>PITCHER</b>	IP	WLS	BF	H	R	ER	SO	BB	IBB	HBP	BLK	WP	HR	S	P	ERA	WHIP	<b>PITCHER</b>								IP	WLS	BF	H	R	ER	SO	BB	IBB	HBP	BLK	WP	HR	S	P	ERA	WHIP
Shane Rawley, L (1,1) ERA: 4.41	7.0	L	31	6	7	7	5	4	1	0	0	0	1	36	56	9.00	1.429																									
Kent Tekulve, R (8,1) ERA: 3.21	1.0		3	0	0	0	1	0	0	0	0	0	0	5	5	0.00	0.000																									
Todd Frohwirth, R (9,1) ERA:	1.0		3	1	0	0	1	0	0	0	0	0	0	5	5	0.00	1.000																									

Montreal Expos @ Philadelphia Phillies  
Veterans Stadium, Philadelphia, PA  
Sat Sep 26 1987, 7:05 PM EDT  
Att: 27,453 - Unknown

AB 32  
R 7  
H 7  
RBI 7  
BB 5  
SO 7  
LOB 9



Batter	1	2	3	4	5	6	7	8	9	AB	R	H	RBI	BB	SO	LOB	BOTTOM																									
Juan Samuel, R (1,4) OBP: 0.340, SLG: 0.510	K			HR 1B BB	K			F8		4	1	1	0	0	2	1																										
Milt Thompson, L (1,8) OBP: 0.348, SLG: 0.429	1-3			HR BB		F8		L6		3	1	0	0	1	0	1																										
Keith Hughes, L (1,7) OBP: 0.319, SLG: 0.288	K			K		4-3		G3		4	0	0	0	0	2	3																										
Mike Schmidt, R (1,5) OBP: 0.391, SLG: 0.555		6-3		HR 2H		6-3			4-3 1B 2B	4	2	2	3	0	0	0																										
Von Hayes, L (1,3) OBP: 0.412, SLG: 0.486		G3		3-1				F8	4-3	4	0	0	0	0	0	1																										
Glenn Wilson, R (1,9) OBP: 0.308, SLG: 0.384		L4		BB		4-3		4-3	1B	3	0	1	1	1	0	0																										
Darren Daulton, L (1,2) OBP: 0.291, SLG: 0.316				4-3	FC1-4-6				K	3	0	0	0	1	1	2																										
Steve Jeltz, S (1,6) OBP: 0.321, SLG: 0.294										3	0	0	0	0	2	1																										
Jeff Stone, L (9,PH) OBP: 0.323, SLG: 0.361				G3					K	1	0	0	0	0	1	1																										
Shane Rawley, R (1,1) OBP: 0.165, SLG: 0.195										2	0	0	0	0	0	0																										
Kent Tekulve, R (8,1)										0	0	0	0	0	0	0																										
Greg Gross, L (8,PH) OBP: 0.391, SLG: 0.352										1	0	1	0	0	0	0																										
Todd Frohwirth, R (9,1) ERA:									1B	0	0	0	0	0	0	0																										
<b>Inning Stats</b>	R: 0 E: 0 K: 2 S: 7	H: 0 LOB: 0 BB: 0 P: 7	R: 0 E: 0 K: 0 S: 3	H: 0 LOB: 0 BB: 0 P: 3	R: 0 E: 0 K: 0 S: 3	H: 0 LOB: 0 BB: 0 P: 3	R: 3 E: 0 K: 1 S: 7	H: 2 LOB: 1 BB: 2 P: 15	R: 0 E: 0 K: 2 S: 7	H: 0 LOB: 0 BB: 0 P: 7	R: 0 E: 0 K: 0 S: 3	H: 0 LOB: 0 BB: 0 P: 3	R: 0 E: 0 K: 1 S: 5	H: 0 LOB: 1 BB: 1 P: 9	R: 0 E: 0 K: 0 S: 4	H: 1 LOB: 1 BB: 0 P: 4	R: 1 E: 0 K: 2 S: 9	H: 2 LOB: 1 BB: 0 P: 9	1B: 3 2B: 1 3B: 0 HR: 1	SF: 0 SAC: 0 DP: 0 HBP: 0	WP: 0 PB: 0 CS: 0	PA: 35																				
<b>PITCHER</b>	IP	WLS	BF	H	R	ER	SO	BB	IBB	HBP	BLK	WP	HR	S	P	ERA	WHIP	<b>PITCHER</b>								IP	WLS	BF	H	R	ER	SO	BB	IBB	HBP	BLK	WP	HR	S	P	ERA	WHIP
Pascual Perez, R (1,1) ERA: 2.47	6.0	W	22	2	3	3	5	2	0	0	0	0	1	30	38	4.50	0.667																									
Andy McGaffigan, R (7,1) ERA: 2.35	3.0	S	13	3	1	1	3	1	0	0	0	0	0	18	22	3.00	1.333																									

Montreal Expos @ Philadelphia Phillies  
Veterans Stadium, Philadelphia, PA  
Sat Sep 26 1987, 7:05 PM EDT  
Att: 27,453 - Unknown

AB 32  
R 4  
H 5  
RBI 4  
BB 3  
SO 8  
LOB 10





Batter	1	2	3	4	5	6	7	8	9	AB	R	H	RBI	BB	SO	LOB	TOP				
Tim Raines, S OBP: 0.428, SLG: 0.532 (1, 7)	0-0 4-3		0-3 K		0-0 G6-4-3			0-0 1B WP 2B	4-0 BB	4	1	1	0	1	1	2	<b>Montreal Expos @ Philadelphia Phillies</b> Veterans Stadium, Philadelphia, PA Sun Sep 27 1987, 3:33 AM EDT Att: 33,662 - Unknown <a href="http://livebaseballscorecards.com">livebaseballscorecards.com</a>				
Mitch Webster, S OBP: 0.396, SLG: 0.443 (1, 9)	0-0 6-3 3B		0-0 2B 1B		0-0 F8			0-0 1B WP E	0-3 K	5	3	3	0	0	1	2					
Hubie Brooks, R OBP: 0.298, SLG: 0.426 (1, 6)	0-0 6-3		0-0 2B		0-0 5-3			0-0 1B WP E7	0-3 K	5	0	2	4	0	1	2					
Tim Wallach, R OBP: 0.343, SLG: 0.509 (1, 5)	0-0 5-3		0-0 F7		0-0 1B S			0-3 1B K		4	0	1	0	0	1	2					
Andres Galarraga, R OBP: 0.363, SLG: 0.468 (1, 3)		0-0 5-3	0-0 6-3		0-3 1B K			4-0 1B FC6-4		3	0	0	0	1	1	2					
Reid Nichols, R OBP: 0.340, SLG: 0.450 Herm Winningham, L (6, PH) OBP: 0.308, SLG: 0.353 (6, 8)	0-0 5-3		0-0 2B CS		0-0 1B K			0-0 2B F4		2	0	1	0	0	0	0					
Vance Law, R OBP: 0.349, SLG: 0.426 (1, 4)	0-0 1B		0-0 6-3		0-0 2B			0-0 1B FC6-4		4	0	1	0	0	0	3					
Mike Fitzgerald, R OBP: 0.344, SLG: 0.315 (1, 2)	0-3 K		0-0 6-3		0-0 1B			0-0 1B F6		4	0	0	0	0	1	2					
Jay Tibbs, R OBP: 0.222, SLG: 0.167 Luis Rivera, R OBP: 0.170, SLG: 0.226 Randy St. Claire, R OBP: 0.233, SLG: 0.333 Tom Folan, R OBP: 0.171, SLG: 0.447 Jeff Parrett, R OBP: 0.153, SLG: 0.350 Tim Burke, R OBP: 0.331, SLG: 0.550 (11, 1) (5, PH) (5, 1) (7, PH) (7, 1) (8, 1) (8, 4)	0-0 1B 2B 1B		0-0 1B		0-0 1B			0-0 1B F4		1	1	1	0	0	0	0					
<b>Inning Stats</b>	R: 1 E: 0 K: 0 S: 4	H: 1 LOB: 0 BB: 0 P: 4	R: 0 E: 0 K: 1 S: 6	H: 1 LOB: 1 BB: 0 P: 6	R: 2 E: 0 K: 1 S: 8	H: 3 LOB: 1 BB: 0 P: 8	R: 0 E: 0 K: 0 S: 3	H: 1 LOB: 0 BB: 0 P: 3	R: 0 E: 0 K: 2 S: 8	H: 1 LOB: 1 BB: 0 P: 8	R: 0 E: 0 K: 0 S: 3	H: 0 LOB: 0 BB: 0 P: 3	R: 2 E: 1 K: 1 S: 8	H: 3 LOB: 2 BB: 1 P: 12	R: 0 E: 0 K: 2 S: 8	H: 1 LOB: 2 BB: 1 P: 12		1B: 7 2B: 4 3B: 1 HR: 0	SF: 0 SAC: 0 DP: 1 HBP: 0	WP: 2 PB: 2 SB: 1 CS: 1	PA: 39
<b>PITCHER</b>	IP WLS BF H R ER SO BB IBB HBP BLK WP HR S P ERA WHIP																				
Bruce Ruffin, L ERA: 4.39 Michael Jackson, R ERA: 4.05 Kent Tekulve, R ERA: 3.18 Jeff Calhoun, L ERA: 1.67 (1, 1) (6, 1) (8, 1) (9, 1)	5.1 1.2 1.0 1.0	WLS L W S	BF 22 7 5 5	H 8 2 1 1	R 3 2 0 0	ER 3 2 0 0	SO 2 2 1 2	BB 0 0 0 1	IBB 0 0 0 0	HBP 0 0 0 0	BLK 0 0 0 0	WP 0 0 2 0	HR 0 0 6 8	S 26 11 6 8	P 26 11 10 12	ERA 5.06 10.80 0.00 0.00	WHIP 1.500 1.200 1.000 2.000				

AB	37
R	5
H	12
RBI	4
BB	2
SO	7
LOB	18



Batter	1	2	3	4	5	6	7	8	9	AB	R	H	RBI	BB	SO	LOB	BOTTOM					
Juan Samuel, R OBP: 0.338, SLG: 0.507 (1, 4)	0-0 F9			0-3 K		0-3 K		0-3 K		4	0	0	0	0	3	1	<b>Montreal Expos @ Philadelphia Phillies</b> Veterans Stadium, Philadelphia, PA Sun Sep 27 1987, 3:33 AM EDT Att: 33,662 - Unknown <a href="http://livebaseballscorecards.com">livebaseballscorecards.com</a>					
Milt Thompson, L OBP: 0.348, SLG: 0.430 Jeff Calhoun, L (1, 8) (9, 1)	0-0 F6			0-3 K		0-0 2B		0-0 E4 G3		4	0	1	0	0	1	1						
Von Hayes, L OBP: 0.411, SLG: 0.484 (1, 7) (9, 8)	0-0 F9			0-0 E5 1B		0-0 4-3		0-0 G3		4	1	1	0	0	0	3						
Mike Schmidt, R OBP: 0.392, SLG: 0.553 (1, 5)		0-0 1B G6-4-3		0-0 E3 HR		4-0 1B S		0-3 K		3	1	1	0	1	1	2						
Lance Parrish, R OBP: 0.315, SLG: 0.401 (1, 2)	0-0 F9			0-0 HR		0-0 F4			0-3 K	4	1	1	2	0	1	3						
Glenn Wilson, R OBP: 0.306, SLG: 0.382 (1, 9)	0-0 G6-4-3			0-0 4-3			0-3 K		0-3 K	4	0	0	0	0	2	1						
Rick Schu, R OBP: 0.315, SLG: 0.411 (1, 3)			4-0 BB G3-6-3		0-0 F9		0-0 5-3		0-3 K	3	0	0	0	1	1	0						
Steve Jeltz, S OBP: 0.318, SLG: 0.291 (1, 6)			0-0 G3-6-3		0-0 4-3		0-3 K			3	0	0	0	0	1	1						
Bruce Ruffin, S OBP: 0.056, SLG: 0.056 Michael Jackson, R OBP: 0.167, SLG: 0.116 Kent Tekulve, R OBP: 0.153, SLG: 0.357 (1, 1) (6, 1) (8, 1) (9, 7)			0-3 K		0-0 6-3			0-0 G3 E 1B		2	0	0	0	0	1	0						
<b>Inning Stats</b>	R: 0 E: 0 K: 0 S: 3	H: 0 LOB: 0 BB: 0 P: 3	R: 0 E: 0 K: 0 S: 3	H: 1 LOB: 0 BB: 0 P: 3	R: 0 E: 0 K: 1 S: 4	H: 0 LOB: 1 BB: 0 P: 8	R: 3 E: 2 K: 2 S: 10	H: 2 LOB: 0 BB: 0 P: 10	R: 0 E: 0 K: 0 S: 3	H: 0 LOB: 0 BB: 0 P: 3	R: 0 E: 0 K: 1 S: 6	H: 1 LOB: 2 BB: 1 P: 10	R: 0 E: 0 K: 2 S: 7	H: 0 LOB: 0 BB: 0 P: 7	R: 0 E: 1 K: 2 S: 9	H: 1 LOB: 2 BB: 0 P: 9		R: 0 E: 0 K: 3 S: 9	H: 0 LOB: 0 BB: 0 P: 9	1B: 3 2B: 1 3B: 0 HR: 1	SF: 0 SAC: 0 DP: 2 HBP: 0	WP: 0 PB: 0 SB: 1 CS: 0
<b>PITCHER</b>	IP WLS BF H R ER SO BB IBB HBP BLK WP HR S P ERA WHIP																					
Jay Tibbs, R ERA: 4.98 Randy St. Claire, R ERA: 4.29 Jeff Parrett, R ERA: 4.03 Tim Burke, R ERA: 1.24 (1, 1) (5, 1) (7, 1) (8, 1)	4.0 2.0 1.0 2.0	WLS W S	BF 15 8 4 7	H 3 1 0	R 3 0 0	ER 0 0 0	SO 0 1 0 5	BB 1 0 0 0	IBB 0 1 0 0	HBP 0 0 0 0	BLK 0 0 0 0	WP 0 0 0 0	HR 1 0 0 0	S 20 9 8 17	P 24 13 8 17	ERA 0.00 0.500 0.00 0.000	WHIP 1.000 0.500 1.000 0.000					

AB	32
R	3
H	5
RBI	2
BB	2
SO	11
LOB	12





Batter	1	2	3	4	5	6	7	8	9	AB	R	H	RBI	BB	SO	LOB	TOP			
Lenny Dykstra, L (1,8) OBP: 0.353, SLG: 0.459										4	0	2	0	0	1	2	<b>New York Mets @ Philadelphia Phillies</b> Veterans Stadium, Philadelphia, PA Mon Sep 28 1987, 7:05 PM EDT Att: 26,440 - Unknown			
Tim Lincecum, R (1,4) OBP: 0.403, SLG: 0.545										4	0	1	0	0	2	2				
Keith Hernandez, L (1,3) OBP: 0.381, SLG: 0.435										4	0	0	0	0	1	3				
Darryl Strawberry, L (1,9) OBP: 0.398, SLG: 0.581										3	0	0	0	1	1	2				
Kevin McReynolds, R (1,7)										4	1	1	0	0	1	3				
Gary Carter, R (1,2) OBP: 0.291, SLG: 0.389											4	0	0	0	0	1		1		
Howard Johnson, S (1,5) OBP: 0.370, SLG: 0.512											3	0	1	1	1	0		0		
Rafael Santana, R (1,6) OBP: 0.307, SLG: 0.354											3	0	0	0	1	1				
John Candelaria, L (1,1) OBP: 0.200, SLG: 0.200										2	0	0	0	0	0	1				
Rick Aguilera, R (6,1) OBP: 0.256, SLG: 0.342										1	0	0	0	0	1	2				
Randy Myers, L (9,1) OBP: 0.286, SLG: 0.286										0	0	0	0	0	0	0				
<b>Inning Stats</b>	R: 0 E: 0 K: 0 S: 4	H: 1 LOB: 1 BB: 0 P: 4	R: 1 E: 0 K: 0 S: 5	H: 2 LOB: 1 BB: 0 P: 5	R: 0 E: 0 K: 2 S: 8	H: 1 LOB: 2 BB: 1 P: 12	R: 0 E: 0 K: 1 S: 5	H: 0 LOB: 0 BB: 0 P: 5	R: 0 E: 0 K: 1 S: 5	H: 0 LOB: 0 BB: 0 P: 5	R: 0 E: 0 K: 3 S: 9	H: 0 LOB: 2 BB: 2 P: 17	R: 0 E: 0 K: 1 S: 6	H: 1 LOB: 1 BB: 0 P: 6	R: 0 E: 0 K: 0 S: 3	H: 0 LOB: 0 BB: 0 P: 3	1B: 3 2B: 2 3B: 0 HR: 0	SF: 0 SAC: 0 DP: 0 HBP: 0	WP: 0 PB: 0 SB: 1 CS: 0	PA: 35
<b>PITCHER</b>	IP WLS BF H R ER SO BB IBB HBP BLK WP HR S P ERA WHIP																			
Kevin Gross, R (1,1) ERA: 4.14	7.0 L 28 4 1 1 8 3 0 0 0 0 0 0 41 53 1.29 1.000																			
Jeff Calhoun, L (8,1) ERA: 1.64	0.2 3 1 0 0 1 0 0 0 0 0 0 0 5 5 0.00 1.500																			
Kent Tekulve, R (8,1) ERA: 3.14	1.1 4 0 0 0 0 0 0 0 0 0 0 0 4 4 0.00 0.000																			

AB	32
R	1
H	5
RBI	1
BB	3
SO	9
LOB	17

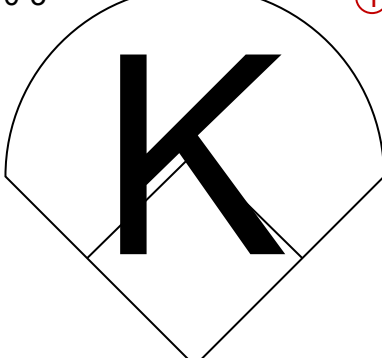
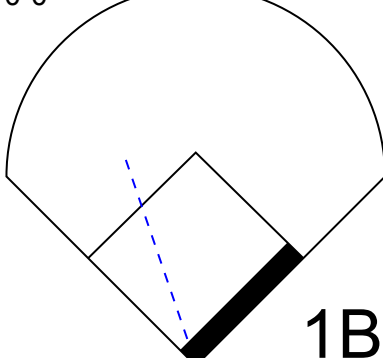
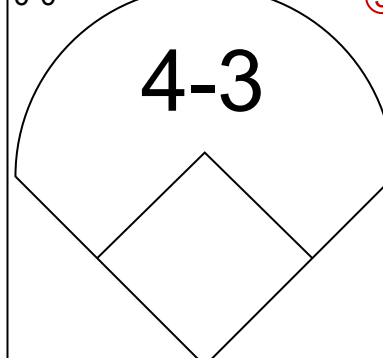
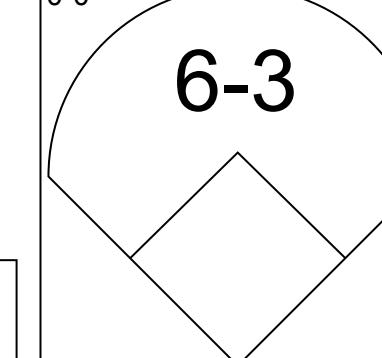

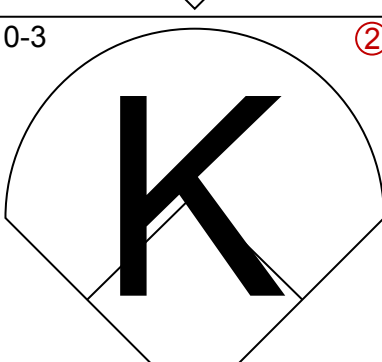
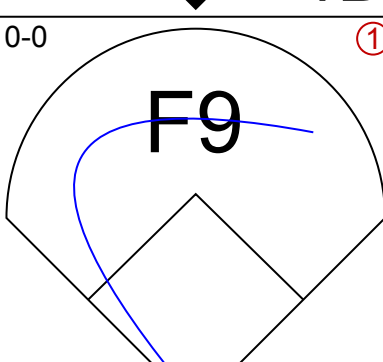
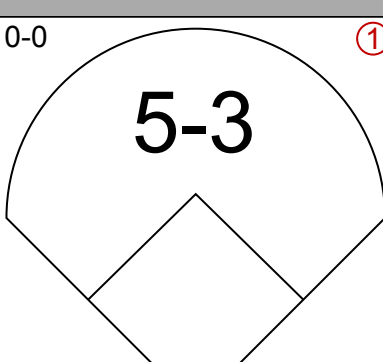
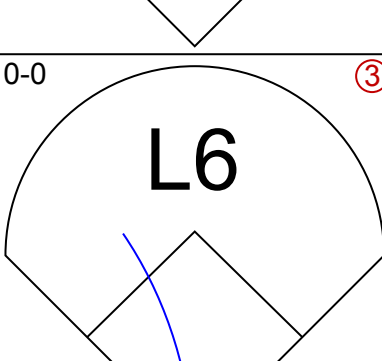
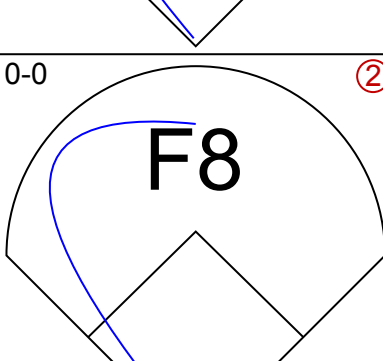
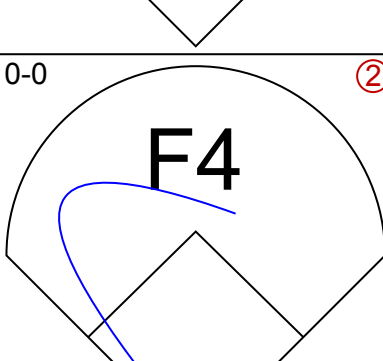
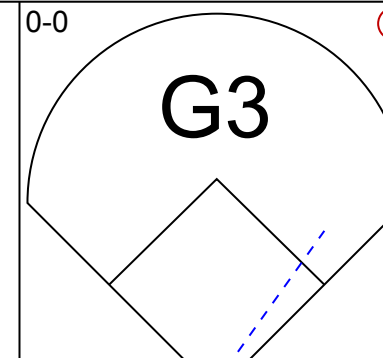
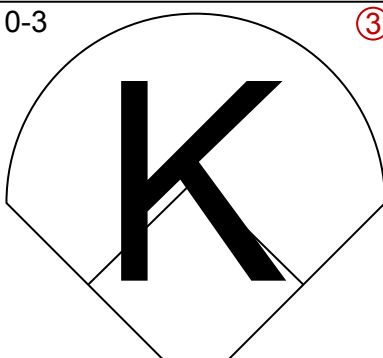
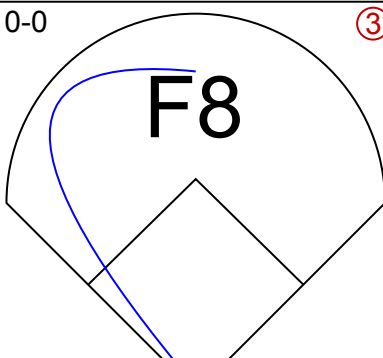
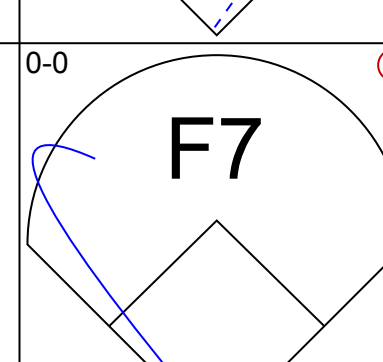
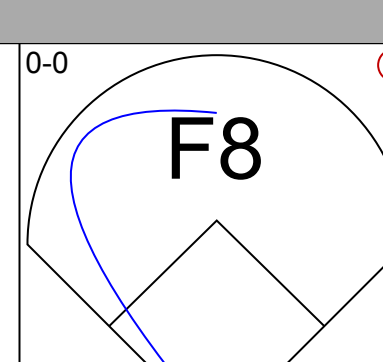
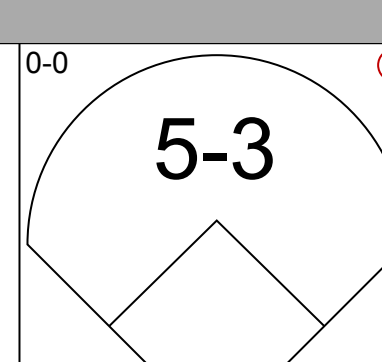
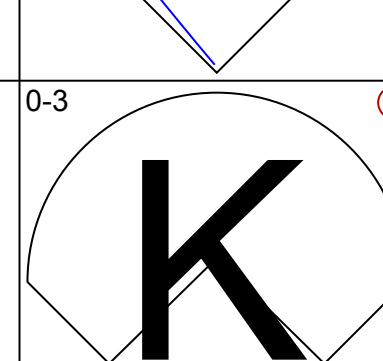
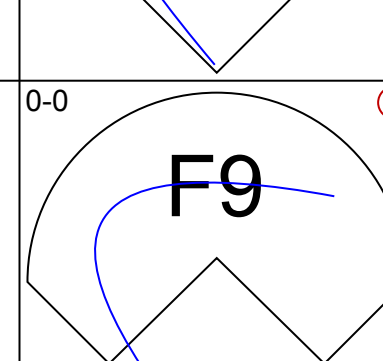
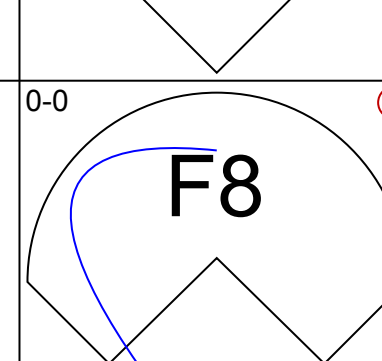
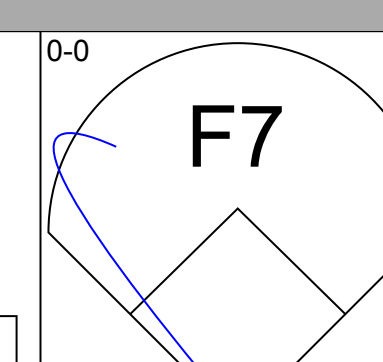
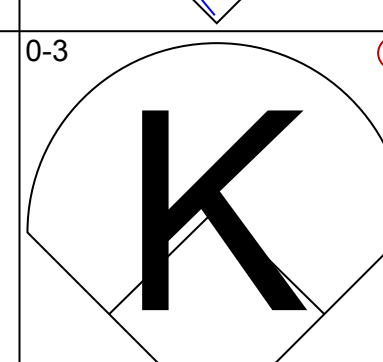
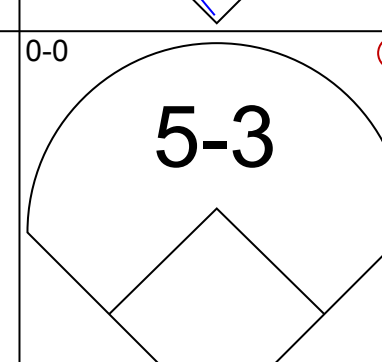
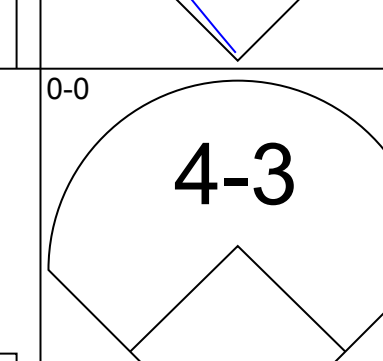
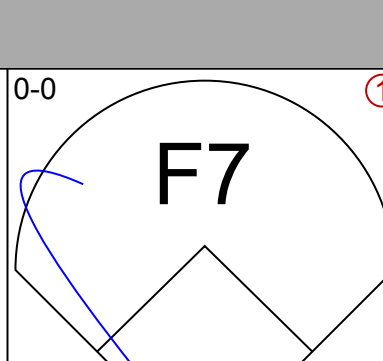
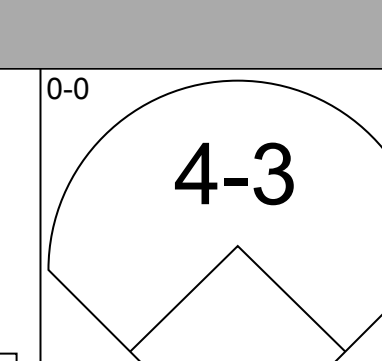
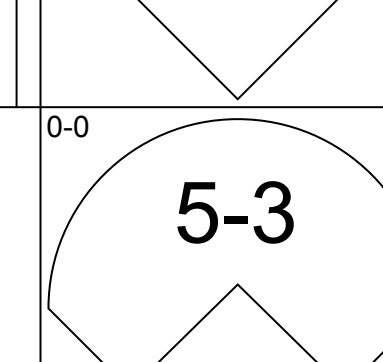
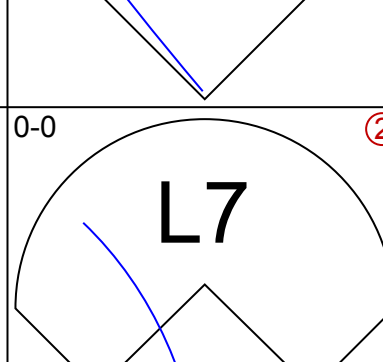
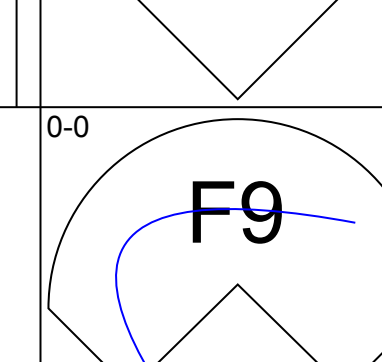


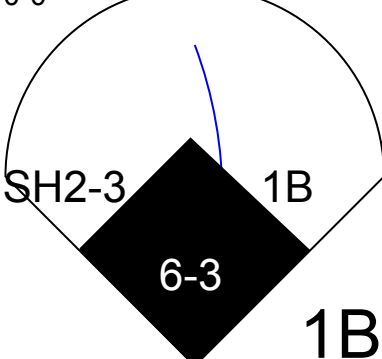
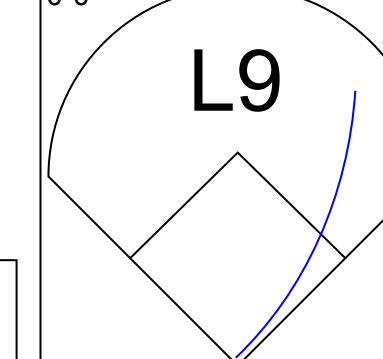
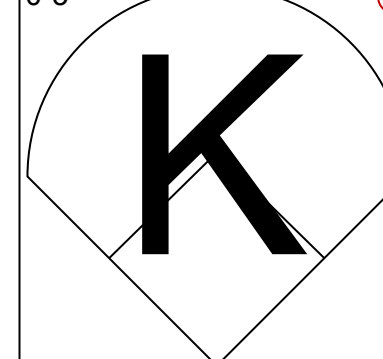
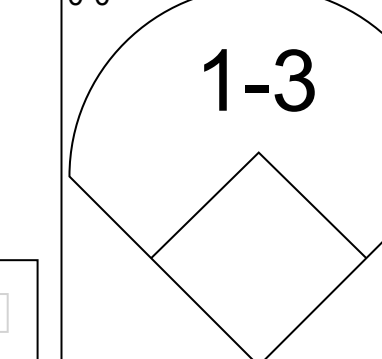

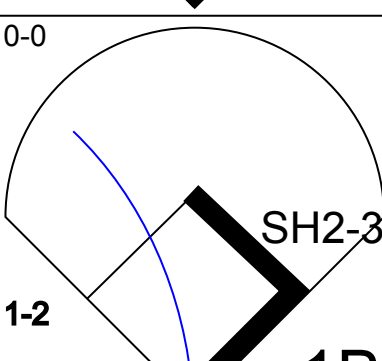
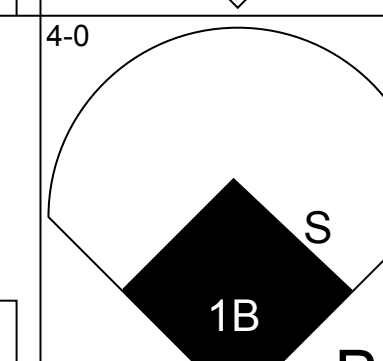
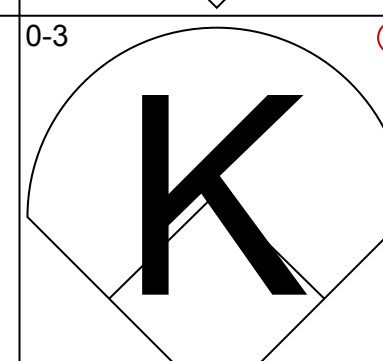
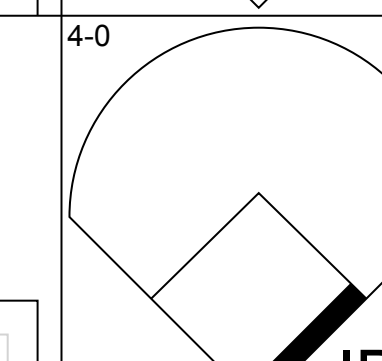
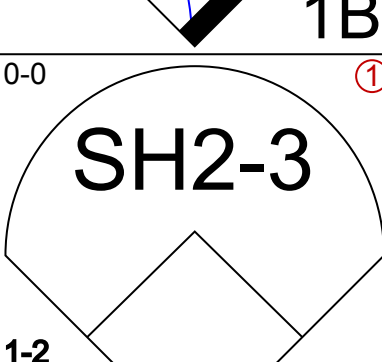
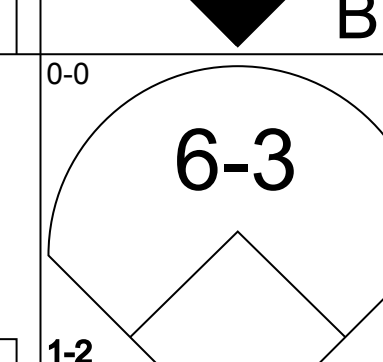
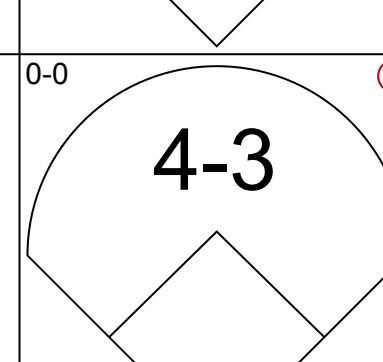
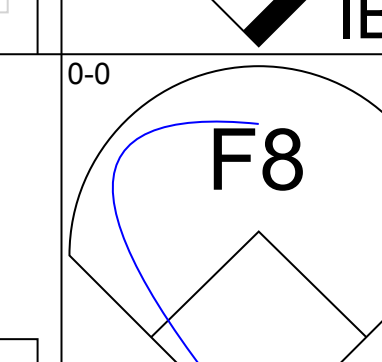
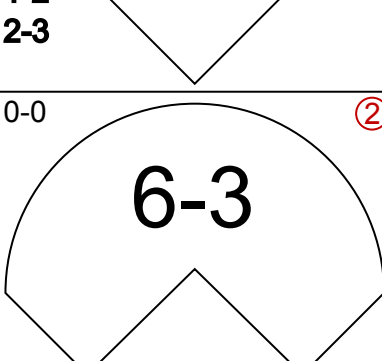
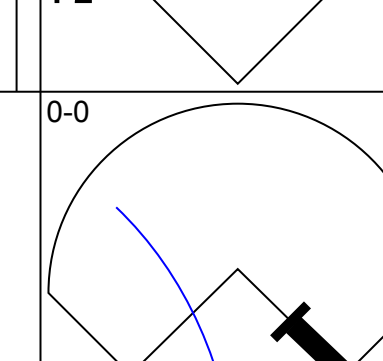
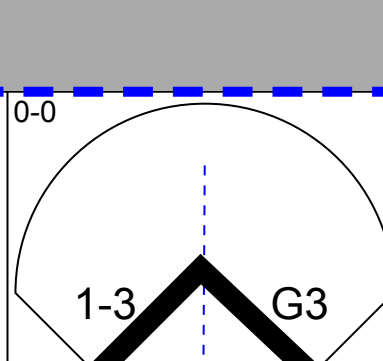
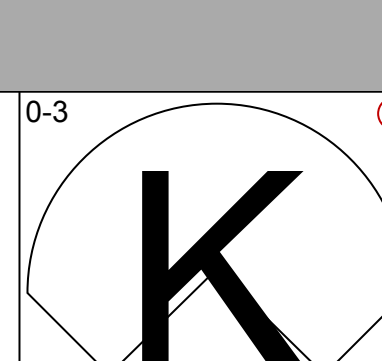
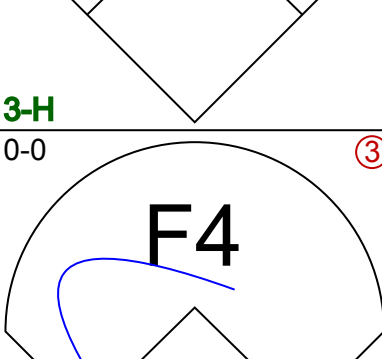
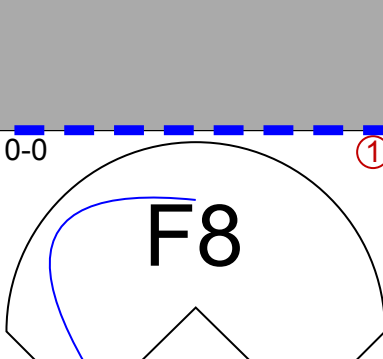
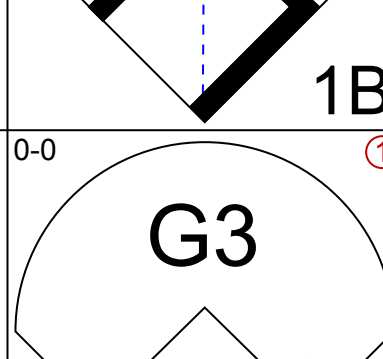
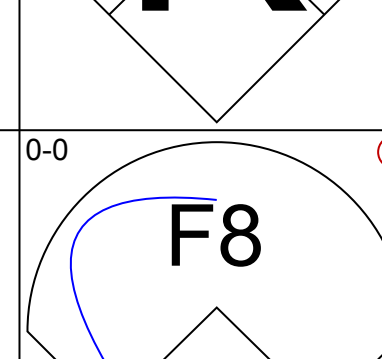
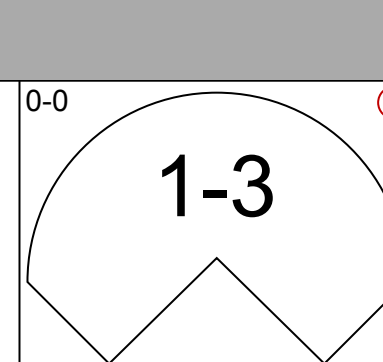
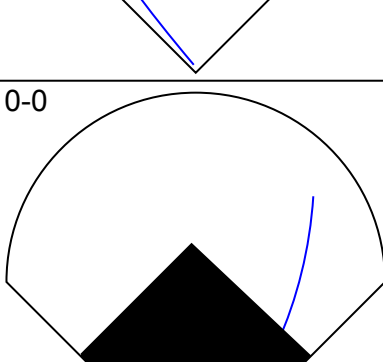
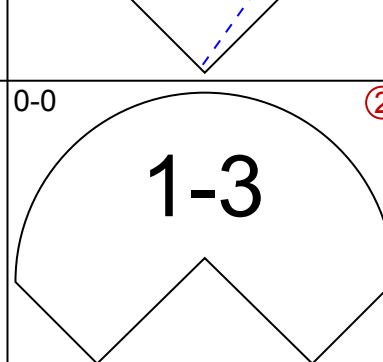
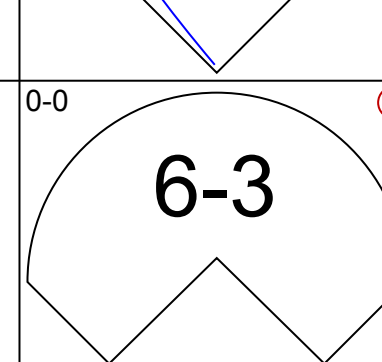
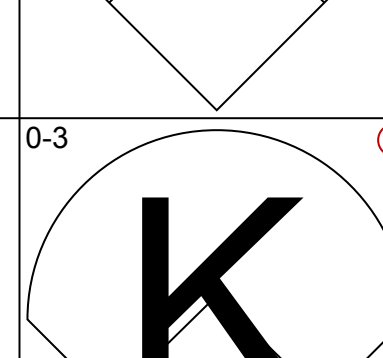
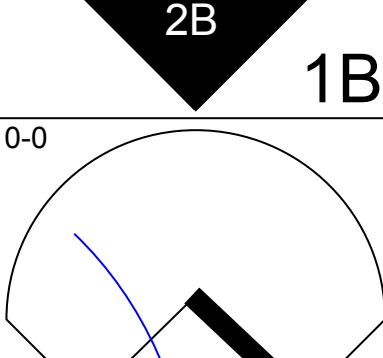
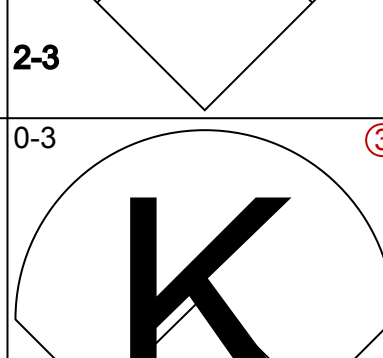
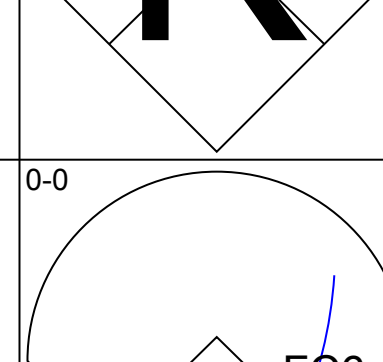
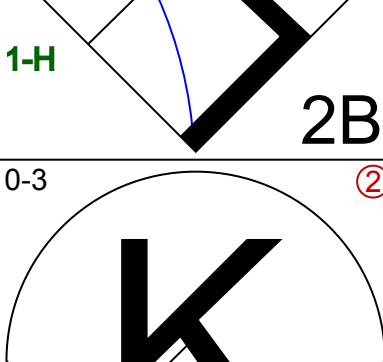
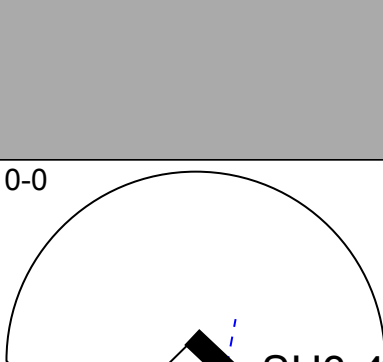
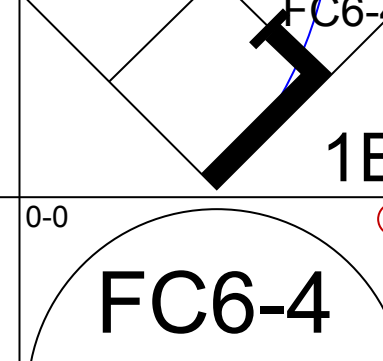
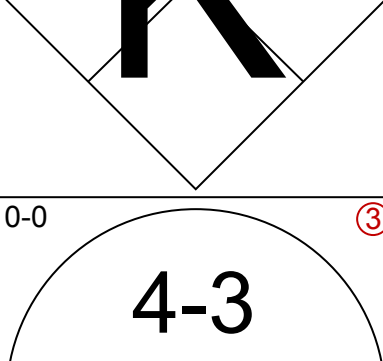
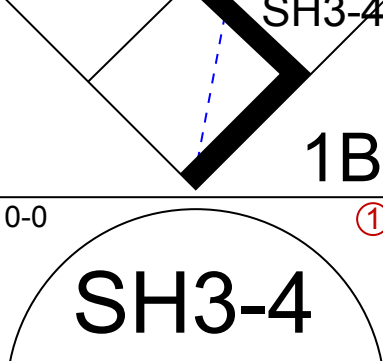
Batter	1	2	3	4	5	6	7	8	9	AB	R	H	RBI	BB	SO	LOB	BOTTOM			
Juan Samuel, R (1,4) OBP: 0.337, SLG: 0.506										5	0	1	0	0	0	3	<b>New York Mets @ Philadelphia Phillies</b> Veterans Stadium, Philadelphia, PA Mon Sep 28 1987, 7:05 PM EDT Att: 26,440 - Unknown			
Von Hayes, L (1,8) OBP: 0.408, SLG: 0.481										4	0	0	0	0	2	2				
Mike Schmidt, R (1,5) OBP: 0.391, SLG: 0.550										3	0	0	0	1	0	1				
Lance Parrish, R (1,2) OBP: 0.314, SLG: 0.400										4	0	1	0	0	0	2				
Glenn Wilson, R (1,9) OBP: 0.307, SLG: 0.381										3	0	1	0	1	0	1				
Chris James, R (1,7) OBP: 0.342, SLG: 0.532										3	0	1	0	1	0	3				
Rick Schu, R (1,3) OBP: 0.222, SLG: 0.282										2	0	0	0	0	1	3				
Milt Thompson, L (7, PH) OBP: 0.351, SLG: 0.432										2	0	2	0	0	0	0				
Luis Aguayo, R (1,6) OBP: 0.270, SLG: 0.420										2	0	0	0	0	0	1				
Kevin Gross, R (1,1) ERA: 4.14	5.0 W 20 4 0 0 3 1 0 0 0 1 1 0 25 29 0.00 1.000																			
Rick Aguilera, R (6,1) ERA: 3.5	3.1 15 3 0 0 0 2 0 0 0 0 0 0 13 21 0.00 1.500																			
Randy Myers, L (9,1) ERA: 3.95	0.2 S 2 0 0 0 1 0 0 0 0 0 0 0 4 4 0.00 0.000																			
<b>Inning Stats</b>	R: 0 E: 0 K: 0 S: 4	H: 1 LOB: 1 BB: 0 P: 4	R: 0 E: 0 K: 1 S: 6	H: 1 LOB: 0 BB: 0 P: 6	R: 0 E: 0 K: 1 S: 5	H: 0 LOB: 0 BB: 0 P: 5	R: 0 E: 0 K: 0 S: 4	H: 1 LOB: 2 BB: 1 P: 8	R: 0 E: 0 K: 1 S: 6	H: 1 LOB: 1 BB: 0 P: 6	R: 0 E: 0 K: 0 S: 4	H: 1 LOB: 1 BB: 0 P: 4	R: 0 E: 0 K: 0 S: 4	H: 1 LOB: 2 BB: 2 P: 11	R: 0 E: 0 K: 1 S: 6	H: 1 LOB: 1 BB: 0 P: 6	1B: 6 2B: 1 3B: 0 HR: 0	SF: 0 SAC: 2 DP: 0 HBP: 0	WP: 0 PB: 0 SB: 0 CS: 0	PA: 37
<b>PITCHER</b>	IP WLS BF H R ER SO BB IBB HBP BLK WP HR S P ERA WHIP																			
John Candelaria, L (1,1) ERA: 4.81	5.0 W 20 4 0 0 3 1 0 0 0 1 1 0 25 29 0.00 1.000																			
Rick Aguilera, R (6,1) ERA: 3.5	3.1 15 3 0 0 0 2 0 0 0 0 0 0 13 21 0.00 1.500																			
Randy Myers, L (9,1) ERA: 3.95	0.2 S 2 0 0 0 1 0 0 0 0 0 0 0 4 4 0.00 0.000																			

AB	32
R	0
H	7
RBI	0
BB	3
SO	4
LOB	18







Batter	1	2	3	4	5	6	7	8	9	AB	R	H	RBI	BB	SO	LOB	TOP			
Mookie Wilson, S (1, 8) OBP: 0.360, SLG: 0.459										4	0	1	0	0	1	0	<p><b>New York Mets @ Philadelphia Phillies</b> Veterans Stadium, Philadelphia, PA Tue Sep 29 1987, 7:05 PM EDT Att: 30,799 - Unknown</p> <p>livebaseballscorecards.com</p> 			
Tim Lincecum, R (1, 4) OBP: 0.395, SLG: 0.540										3	0	0	0	0	1	1				
Keith Hernandez, L (1, 3) OBP: 0.379, SLG: 0.433										3	0	0	0	0	0	1				
Darryl Strawberry, L (1, 9) OBP: 0.396, SLG: 0.578										3	0	0	0	0	1	1				
Kevin McReynolds, R (1, 7) OBP: 0.320, SLG: 0.496										3	0	0	0	0	0	0				
Gary Carter, R (1, 2) OBP: 0.285, SLG: 0.386										3	0	0	0	0	1	0				
Howard Johnson, S (1, 5) OBP: 0.368, SLG: 0.509										3	0	0	0	0	1	0				
Rafael Santana, R (1, 6) OBP: 0.305, SLG: 0.352										3	0	0	0	0	0	0				
David Cone, L (1, 1) OBP: 0.097, SLG: 0.100										1	0	0	0	0	0	0				
Sid Fernandez, L (4, 1) OBP: 0.182, SLG: 0.238										0	0	0	0	0	0	0				
Bill Almon, R (6, PH) OBP: 0.317, SLG: 0.288										1	0	0	0	0	0	0				
Terry Leach, R (6, 1) OBP: 0.114, SLG: 0.061										0	0	0	0	0	0	0				
Lee Mazzilli, S (9, PH) OBP: 0.395, SLG: 0.455										1	0	0	0	0	0	0				
<b>Inning Stats</b>	R: 0 E: 0 K: 2 S: 7	H: 0 LOB: 0 BB: 0 P: 7	R: 0 E: 0 K: 1 S: 5	H: 0 LOB: 0 BB: 0 P: 5	R: 0 E: 0 K: 0 S: 3	H: 0 LOB: 0 BB: 0 P: 3	R: 0 E: 0 K: 1 S: 6	H: 1 LOB: 1 BB: 0 P: 6	R: 0 E: 0 K: 1 S: 5	H: 0 LOB: 0 BB: 0 P: 5	R: 0 E: 0 K: 0 S: 3	H: 0 LOB: 0 BB: 0 P: 3	R: 0 E: 0 K: 0 S: 3	H: 0 LOB: 0 BB: 0 P: 3	R: 0 E: 0 K: 0 S: 3	H: 0 LOB: 0 BB: 0 P: 3	1B: 1 2B: 0 3B: 0 HR: 0	SF: 0 SAC: 0 DP: 0 HBP: 0	WP: 0 PB: 0 SB: 0 CS: 0	PA: 28
<b>PITCHER</b>	IP WLS BF H R ER SO BB IBB HBP BLK WP HR S P ERA WHIP																			
Don Carman, L (1, 1) ERA: 4.32	9.0 W 28	H 1 R 0 ER 0 SO 5	BB 0 IBB 0 HBP 0 BLK 0	WP 0 HR 0 S 38 P 38	ERA 0.00 WHIP 0.111															

Batter	1	2	3	4	5	6	7	8	9	AB	R	H	RBI	BB	SO	LOB	BOTTOM			
Juan Samuel, R (1, 4) OBP: 0.337, SLG: 0.505										4	1	1	0	0	1	1	<p><b>New York Mets @ Philadelphia Phillies</b> Veterans Stadium, Philadelphia, PA Tue Sep 29 1987, 7:05 PM EDT Att: 30,799 - Unknown</p> <p>livebaseballscorecards.com</p> 			
Milt Thompson, L (1, 8) OBP: 0.354, SLG: 0.432										2	1	1	0	2	1	0				
Chris James, R (1, 7) OBP: 0.340, SLG: 0.527										3	0	0	0	0	0	3				
Mike Schmidt, R (1, 5) OBP: 0.391, SLG: 0.550										4	0	2	2	0	1	1				
Von Hayes, L (1, 3) OBP: 0.406, SLG: 0.477										4	0	0	0	0	0	2				
Glenn Wilson, R (1, 9) OBP: 0.307, SLG: 0.381										4	1	1	0	0	0	1				
Darren Daulton, L (1, 2) OBP: 0.292, SLG: 0.325										3	0	1	1	0	2	1				
Steve Jeltz, S (1, 6) OBP: 0.321, SLG: 0.295										3	0	2	0	0	1	1				
Don Carman, L (1, 1) OBP: 0.113, SLG: 0.083										2	0	0	0	0	0	2				
<b>Inning Stats</b>	R: 1 E: 0 K: 0 S: 5	H: 2 LOB: 1 BB: 0 P: 5	R: 0 E: 0 K: 1 S: 6	H: 1 LOB: 1 BB: 0 P: 6	R: 1 E: 0 K: 0 S: 3	H: 1 LOB: 1 BB: 1 P: 7	R: 1 E: 0 K: 1 S: 7	H: 2 LOB: 1 BB: 0 P: 7	R: 0 E: 0 K: 2 S: 7	H: 0 LOB: 0 BB: 0 P: 7	R: 0 E: 0 K: 1 S: 6	H: 1 LOB: 1 BB: 0 P: 6	R: 0 E: 0 K: 0 S: 4	H: 1 LOB: 2 BB: 1 P: 8	R: 0 E: 0 K: 1 S: 5	H: 0 LOB: 0 BB: 0 P: 5		1B: 7 2B: 1 3B: 0 HR: 0	SF: 0 SAC: 2 DP: 0 HBP: 0	WP: 0 PB: 0 SB: 1 CS: 0
<b>PITCHER</b>	IP WLS BF H R ER SO BB IBB HBP BLK WP HR S P ERA WHIP																			
David Cone, R (1, 1) ERA: 3.83	3.0 L 13	H 4 R 2 ER 2 SO 1	BB 1 IBB 0 HBP 0 BLK 0	WP 0 HR 0 S 14 P 18	ERA 6.00 WHIP 1.667															
Sid Fernandez, L (4, 1) ERA: 3.6	2.0	H 2 R 1 ER 1 SO 3	BB 0 IBB 0 HBP 0 BLK 0	WP 0 HR 0 S 14 P 14	ERA 4.50 WHIP 1.000															
Terry Leach, R (6, 1) ERA: 3.29	3.0	H 2 R 0 ER 0 SO 2	BB 0 IBB 1 HBP 0 BLK 0	WP 0 HR 0 S 15 P 19	ERA 0.00 WHIP 0.667															



Batter	1	2	3	4	5	6	7	8	9	10	AB	R	H	RBI	BB	SO	LOB	TOP			
Mookie Wilson, S OBP: 0.361, SLG: 0.461 (1.8)	4-0 CS BB			1-3		0-0 HR 2B		0-0 F8			3	1	1	0	1	0	1	<b>New York Mets @ Philadelphia Phillies</b> Veterans Stadium, Philadelphia, PA Wed Sep 30 1987, 7:05 PM EDT Att: 27,672 - Unknown  <b>AB 34</b> <b>R 3</b> <b>H 5</b> <b>RBI 3</b> <b>BB 2</b> <b>SO 6</b> <b>LOB 8</b> 			
Tim Lincecum, R OBP: 0.398, SLG: 0.546 (1.4)	0-0 F7 1-2			K		0-0 HR		0-0 F7			4	1	1	2	0	1	2				
Keith Hernandez, L OBP: 0.379, SLG: 0.433 (1.3)	0-0 G3			F9		0-0 2B		0-0 F7			4	0	1	0	0	0	1				
Darryl Strawberry, L OBP: 0.395, SLG: 0.581 (1.9)		0-0 F7				0-0 HR		0-3 K		0-0 G3	4	1	1	1	0	1	1				
Kevin McReynolds, R OBP: 0.316, SLG: 0.462 (1.7)		0-0 P3				0-0 F8		0-0 6-3		0-0 F3	4	0	0	0	0	0	1				
Gary Carter, R OBP: 0.289, SLG: 0.385 (1.2)		0-0 F8				0-0 1B		0-0 6-3		0-3 K	4	0	1	0	0	1	0				
Howard Johnson, S OBP: 0.366, SLG: 0.506 (1.5)				0-0 F6		0-3 K		0-0 F8		0-0 F3	4	0	0	0	0	1	1				
Rafael Santana, R OBP: 0.303, SLG: 0.349 (1.6)				0-0 6-3		0-3 K		0-0 5-3		0-0 L1	4	0	0	0	0	1	1				
Dwight Gooden, R OBP: 0.227, SLG: 0.219 Bill Almon, R OBP: 0.313, SLG: 0.284 Jesse Orosco, R (10.1)				0-0 P3				0-0 6-3		0-3 K	2	0	0	0	1	0	0				
								4-0 BB			1	0	0	0	0	1	0				
<b>Inning Stats</b>	R: 0 E: 0 K: 0 S: 2	H: 0 LOB: 0 BB: 1 P: 6	R: 0 E: 0 K: 0 S: 3	H: 0 LOB: 0 BB: 0 P: 3	R: 0 E: 0 K: 1 S: 5	H: 0 LOB: 0 BB: 0 P: 5	R: 1 E: 0 K: 2 S: 9	H: 2 LOB: 1 BB: 0 P: 9	R: 2 E: 0 K: 1 S: 8	H: 3 LOB: 1 BB: 0 P: 8	R: 0 E: 0 K: 0 S: 3	H: 0 LOB: 0 BB: 0 P: 3	R: 0 E: 0 K: 0 S: 5	H: 0 LOB: 0 BB: 0 P: 5	R: 0 E: 0 K: 1 S: 5	H: 0 LOB: 0 BB: 0 P: 5	1B: 1 2B: 2 3B: 0 HR: 2	SF: 0 SAC: 0 DP: 0 HBP: 0	WP: 0 PA: 36 PB: 0 SB: 0 CS: 1		
<b>PITCHER</b>	IP 7.0	WLS 26	BF 5	H 3	R 3	ER 3	SO 4	BB 1	IBB 0	HBP 0	BLK 0	WP 0	HR 2	S 33	P 37	ERA 3.86	WHIP 0.857				
Shane Rawley, L ERA: 4.39 Jeff Calhoun, L ERA: 1.52	(1.1)	(8.1)	3.0	W	10	0	0	0	2	1	0	0	0	0	0	0	13	17	0.00	0.333	

Batter	1	2	3	4	5	6	7	8	9	10	AB	R	H	RBI	BB	SO	LOB	BOTTOM					
Juan Samuel, R OBP: 0.335, SLG: 0.502 (1.4)	0-0 F8							0-3 K			4	0	0	0	0	2	0	<b>New York Mets @ Philadelphia Phillies</b> Veterans Stadium, Philadelphia, PA Wed Sep 30 1987, 7:05 PM EDT Att: 27,672 - Unknown  <b>AB 33</b> <b>R 4</b> <b>H 7</b> <b>RBI 4</b> <b>BB 2</b> <b>SO 10</b> <b>LOB 8</b> 					
Milt Thompson, L OBP: 0.353, SLG: 0.430 (1.8)	4-0 S 1B BB							0-3 K2-3			3	1	0	0	1	2	0						
Von Hayes, L OBP: 0.406, SLG: 0.477 (1.3)	0-0 S 1B							0-0 F9			4	1	2	1	0	0	0						
Mike Schmidt, R OBP: 0.390, SLG: 0.553 (1.5)	0-0 F3							0-0 F8		0-3 K	4	1	1	2	0	1	1						
Lance Parrish, R OBP: 0.312, SLG: 0.396 (1.2)	0-0 1-3 1-2							0-0 4-3		0-3 K	4	0	0	0	0	2	1						
Glenn Wilson, R OBP: 0.308, SLG: 0.381 (1.9)								0-0 4-3 G1 1B		0-3 K	4	0	2	0	0	1	0						
Keith Hughes, L OBP: 0.333, SLG: 0.294 Ron Roenicke, S OBP: 0.293, SLG: 0.269 (1.7)								0-0 G1		0-0 F2	2	0	1	0	1	0	1						
Steve Jeltz, S OBP: 0.318, SLG: 0.292 Luis Aguayo, R OBP: 0.273, SLG: 0.437 (1.6)								0-0 4-3		0-0 HR	3	0	0	0	0	0	3						
Shane Rawley, R OBP: 0.160, SLG: 0.190 Greg Gross, L OBP: 0.390, SLG: 0.351 Jeff Calhoun, L (8.1)								0-0 6-3			1	0	0	0	0	0	1						
											0	0	0	0	0	0	0						
<b>Inning Stats</b>	R: 1 E: 0 K: 0 S: 4	H: 1 LOB: 1 BB: 1 P: 8	R: 0 E: 0 K: 1 S: 6	H: 1 LOB: 1 BB: 0 P: 6	R: 2 E: 0 K: 1 S: 7	H: 2 LOB: 0 BB: 0 P: 7	R: 0 E: 0 K: 0 S: 2	H: 1 LOB: 0 BB: 1 P: 6	R: 0 E: 0 K: 3 S: 9	H: 0 LOB: 0 BB: 0 P: 9	R: 0 E: 0 K: 3 S: 3	H: 0 LOB: 1 BB: 0 P: 3	R: 0 E: 0 K: 2 S: 4	H: 1 LOB: 1 BB: 0 P: 4	R: 0 E: 0 K: 2 S: 7	H: 0 LOB: 0 BB: 0 P: 7	R: 0 E: 0 K: 3 S: 9	H: 0 LOB: 0 BB: 0 P: 9	R: 1 E: 0 K: 0 S: 2	H: 1 LOB: 0 BB: 0 P: 2	1B: 5 2B: 0 3B: 0 HR: 2	SF: 0 SAC: 0 DP: 1 HBP: 0	WP: 0 PA: 35 PB: 0 SB: 2 CS: 1
<b>PITCHER</b>	IP 9.0	WLS 33	BF 6	H 3	R 3	ER 3	SO 10	BB 2	IBB 0	HBP 0	BLK 0	WP 0	HR 1	S 51	P 59	ERA 3.00	WHIP 0.889						
Dwight Gooden, R ERA: 3.21 Jesse Orosco, L ERA: 4.5	(1.1)	(10.1)	0.1	L	2	1	1	0	0	0	0	0	0	0	1	2	2	27.00	3.000				



Batter	1	2	3	4	5	6	7	8	9	AB	R	H	RBI	BB	SO	LOB	TOP					
Mitt Thompson, L OBP: 0.352, SLG: 0.428	3-1		1-3 E 1B	K		1-3		5-3		5	0	1	0	0	1	2	Philadelphia Phillies @ Pittsburgh Pirates Three Rivers Stadium, Pittsburgh, PA Fri Oct 02 1987, 7:05 PM EDT Att: 8,245 - Unknown					
Rick Schu, R OBP: 0.311, SLG: 0.403 Von Hayes, L OBP: 0.406, SLG: 0.476	E6		F9		5-3		1B 1B		F9	4	1	1	0	0	0	2						
Juan Samuel, R OBP: 0.334, SLG: 0.501	K		E5		E3 2B		L4			5	1	1	0	0	1	3						
Chris James, R OBP: 0.343, SLG: 0.530	F9		F8				1B 1B			4	0	2	1	1	0	3						
Keith Hughes, L OBP: 0.325, SLG: 0.288		L7		F7	FC		1B 1B			5	0	1	1	0	1	3						
Greg Jelts, R OBP: 0.394, SLG: 0.250 Mike Schmidt, R OBP: 0.390, SLG: 0.552	K		E5 1B	K		K			L7	4	1	0	0	0	3	4						
Darren Daulton, L OBP: 0.284, SLG: 0.315	F9			K	G3		K			4	0	0	0	0	2	5						
Ken Jackson, R OBP: 0.400, SLG: 0.462 Greg Gross, L OBP: 0.388, SLG: 0.348 Steve Jeltz, S OBP: 0.318, SLG: 0.292			F6	1B 1B		5-3		F8		3	0	1	0	0	0	0						
Bruce Ruffin, S OBP: 0.285, SLG: 0.269 Michael Jackson, R OBP: 0.187, SLG: 0.116 Jeff Calhoun, L OBP: 0.151, SLG: 0.089 Todd Frohwirth, R OBP: 0.151, SLG: 0.089 Jeff Stone, L OBP: 0.151, SLG: 0.089 Kent Tekulve, R OBP: 0.151, SLG: 0.089			1B E BB	1B 2-H		K		6-3		2	1	1	1	1	1	0						
<b>Inning Stats</b>	R: 0 E: 1 K: 1 S: 6	H: 0 LOB: 1 BB: 0 P: 6	R: 0 E: 0 K: 1 S: 5	H: 0 LOB: 0 BB: 0 P: 5	R: 1 E: 1 K: 0 S: 5	H: 1 LOB: 2 BB: 1 P: 9	R: 1 E: 1 K: 2 S: 10	H: 2 LOB: 2 BB: 0 P: 10	R: 1 E: 1 K: 1 S: 8	H: 1 LOB: 2 BB: 0 P: 8	R: 0 E: 0 K: 1 S: 5	H: 0 LOB: 0 BB: 0 P: 5	R: 1 E: 0 K: 2 S: 10	H: 3 LOB: 3 BB: 0 P: 10	R: 0 E: 0 K: 0 S: 3	H: 0 LOB: 0 BB: 0 P: 3		R: 0 E: 0 K: 1 S: 6	H: 1 LOB: 2 BB: 1 P: 10	1B: 6 2B: 2 3B: 0 HR: 0	SF: 0 SAC: 0 DP: 0 HBP: 0	WP: 0 PB: 0 SB: 0 CS: 0
<b>PITCHER</b>	IP WLS BF H R ER SO BB IBB HBP BLK WP HR S P ERA WHIP																					
Bob Walk, R ERA: 3.31	(1, 1)	7.0	W	34	7	4	1	8	1	0	0	0	0	0	0	49	53	1.29	1.143			
Jeff Robinson, R ERA: 2.97	(8, 1)	1.0		3	0	0	0	0	0	0	0	0	0	0	3	3	0.00	0.000				
Jim Gott, R ERA: 3.45	(9, 1)	1.0	S	5	1	0	0	1	1	0	0	0	0	0	6	10	0.00	2.000				

Batter	1	2	3	4	5	6	7	8	9	AB	R	H	RBI	BB	SO	LOB	BOTTOM			
John Cangelosi, S OBP: 0.434, SLG: 0.427 Barry Bonds, L OBP: 0.324, SLG: 0.484 Jim Gott, R OBP: 0.091, SLG: 0.364	E5 2B		CS 1B		6-3		1B 1B BB			3	2	1	0	1	0	0	Philadelphia Phillies @ Pittsburgh Pirates Three Rivers Stadium, Pittsburgh, PA Fri Oct 02 1987, 7:05 PM EDT Att: 8,245 - Unknown			
Jose Lind, R OBP: 0.366, SLG: 0.448	1B SF8 2B		F3		L3		1B 1B		4-3	5	2	2	1	0	0	3				
Andy Van Slyke, L OBP: 0.356, SLG: 0.506	6-3 1B		P6			F9 1B BB	K			4	2	2	0	0	1	2				
Darnell Coles, R OBP: 0.294, SLG: 0.364	SF8		F8			1B BB	1B 1B			2	0	1	2	1	0	0				
Mike Diaz, R OBP: 0.330, SLG: 0.496 Sid Bream, L OBP: 0.335, SLG: 0.409	6-3		5-3			F9	1B			3	0	0	0	0	0	3				
Terry Harper, R OBP: 0.329, SLG: 0.385 Jeff Robinson, R OBP: 0.136, SLG: 0.273 R.J. Reynolds, S OBP: 0.319, SLG: 0.396					6-3		1B 1B			4	0	3	2	0	0	0				
Michael LaValliere, L OBP: 0.377, SLG: 0.365	6-3		K			F8	F8			4	0	0	0	0	1	6				
Felix Fermin, R OBP: 0.310, SLG: 0.258			CS 1B		1-3				B1-3	4	0	1	0	0	0	2				
Bob Walk, R OBP: 0.231, SLG: 0.231 Tommy Gregg, L OBP: 0.333, SLG: 0.500			P3		G3		F7		K	2	0	0	0	0	0	1				
<b>Inning Stats</b>	R: 3 E: 1 K: 0 S: 7	H: 3 LOB: 1 BB: 0 P: 7	R: 0 E: 0 K: 0 S: 4	H: 2 LOB: 1 BB: 0 P: 4	R: 0 E: 0 K: 0 S: 3	H: 0 LOB: 0 BB: 0 P: 3	R: 0 E: 0 K: 1 S: 5	H: 0 LOB: 0 BB: 0 P: 5	R: 0 E: 0 K: 0 S: 3	H: 0 LOB: 0 BB: 0 P: 3	R: 1 E: 0 K: 0 S: 5	H: 2 LOB: 2 BB: 1 P: 9	R: 2 E: 0 K: 1 S: 9	H: 4 LOB: 3 BB: 1 P: 13	R: 0 E: 0 K: 1 S: 6	H: 1 LOB: 1 BB: 0 P: 6		1B: 10 2B: 2 3B: 0 HR: 0	SF: 1 SAC: 0 DP: 0 HBP: 0	WP: 0 PB: 0 SB: 1 CS: 2
<b>PITCHER</b>	IP WLS BF H R ER SO BB IBB HBP BLK WP HR S P ERA WHIP																			
Bruce Ruffin, L ERA: 4.35	(1, 1)	5.2		25	7	4	2	1	1	0	0	0	0	0	0	26	30	3.18	1.412	
Michael Jackson, R ERA: 4.2	(6, 1)	0.2	L	4	1	2	2	0	1	0	0	0	0	0	3	7	27.00	3.000		
Jeff Calhoun, L ERA: 1.51	(7, 1)	0.1		3	2	0	0	1	0	0	0	0	0	5	5	0.00	6.000			
Todd Frohwirth, R ERA: 1.51	(7, 1)	0.1		2	1	0	0	0	0	0	0	0	0	2	2	0.00	3.000			
Kent Tekulve, R ERA: 3.11	(8, 1)	1.0		4	1	0	0	1	0	0	0	0	0	6	6	0.00	1.000			



Batter	1	2	3	4	5	6	7	8	9	AB	R	H	RBI	BB	SO	LOB	TOP		
Milt Thompson, L (1, 8) OBP: 0.352, SLG: 0.426										4	2	1	0	1	0	2			
Chris James, R (1, 7) OBP: 0.345, SLG: 0.530										4	2	2	1	0	0	1			
Juan Samuel, R (1, 4) OBP: 0.335, SLG: 0.502										4	1	2	2	0	1	0			
Von Hayes, L (1, 3) OBP: 0.405, SLG: 0.475										2	0	0	1	1	1	1			
Lance Parrish, R (1, 2) OBP: 0.313, SLG: 0.399										4	0	2	1	0	0	0			
Keith Hughes, L (1, 9) OBP: 0.321, SLG: 0.286										4	0	1	0	0	1	3			
Greg Jelks, R (1, 5) OBP: 0.286, SLG: 0.182										3	0	0	0	0	1	1			
Greg Gross, L (0, PH) OBP: 0.391, SLG: 0.353										1	0	1	0	0	0	0			
Ken Jackson, R (1, 6) OBP: 0.333, SLG: 0.375										3	0	0	0	0	0	0			
Darren Daulton, L (0, PH) OBP: 0.292, SLG: 0.312										1	0	0	0	0	1	2			
Kevin Gross, R (1, 1) OBP: 0.215, SLG: 0.254										2	0	0	0	0	0	1	0		
Freddie Toliver, R (4, 1)										0	0	0	0	0	0	0			
Jeff Stone, L (7, PH) ERA: 5.76										1	0	0	0	0	0	0			
Wally Ritchie, L (7, 1) ERA: 3.75										0	0	0	0	0	0	0			
Kent Tekulve, R (7, 1) ERA: 3.09										0	0	0	0	0	0	0			
Jeff Calhoun, L (8, 1) ERA: 1.48										0	0	0	0	0	0	0			
Mike Schmidt, R (9, PH) OBP: 0.386, SLG: 0.551										1	0	0	0	0	0	2			
<b>Inning Stats</b>	R: 3 E: 0 K: 2 S: 11	H: 4 LOB: 1 BB: 0 P: 11	R: 0 E: 0 K: 1 S: 5	H: 0 LOB: 0 BB: 0 P: 5	R: 0 E: 0 K: 1 S: 6	H: 1 LOB: 2 BB: 1 P: 10	R: 0 E: 0 K: 0 S: 3	H: 0 LOB: 0 BB: 0 P: 3	R: 1 E: 0 K: 1 S: 5	H: 0 LOB: 0 BB: 1 P: 9	R: 0 E: 0 K: 0 S: 3	H: 0 LOB: 0 BB: 0 P: 3	R: 0 E: 0 K: 0 S: 4	H: 2 LOB: 2 BB: 0 P: 4	R: 0 E: 0 K: 1 S: 7	H: 2 LOB: 2 BB: 0 P: 7	1B: 7 2B: 2 3B: 0 HR: 0	SF: 1 SAC: 0 DP: 0 HBP: 0	WP: 0 PA: 37 PB: 0 SB: 2 CS: 0
<b>PITCHER</b>	IP WLS BF H R ER SO BB IBB HBP BLK WP HR S P ERA WHIP																		
Vicente Palacios, R (1, 1) ERA: 4.3	7.1 W 30 7 5 5 5 2 0 0 0 1 0 0 0 38 46 6.14 1.227																		
John Smiley, L (8, 1) ERA: 5.76	0.2 2 0 0 0 0 0 0 0 0 0 0 0 0 2 2 0.00 0.000																		
Jim Gott, R (9, 1) ERA: 3.41	1.0 5 2 0 0 1 0 0 0 0 0 0 0 0 7 7 0.00 2.000																		

Philadelphia Phillies @ Pittsburgh Pirates  
Three Rivers Stadium, Pittsburgh, PA  
Sat Oct 03 1987, 7:05 PM EDT  
Att: 12,790 - Unknown

AB 34  
R 5  
H 9  
RBI 5  
BB 2  
SO 6  
LOB 12



Batter	1	2	3	4	5	6	7	8	9	AB	R	H	RBI	BB	SO	LOB	BOTTOM		
Barry Bonds, L (1, 7) OBP: 0.328, SLG: 0.492										4	3	3	3	1	0	0			
Jose Lind, R (1, 4) OBP: 0.354, SLG: 0.432										5	1	0	0	0	1	3			
Andy Van Slyke, L (1, 8) OBP: 0.360, SLG: 0.509										3	2	2	1	2	0	0			
Darnell Coles, R (1, 5) OBP: 0.296, SLG: 0.360										3	1	0	0	2	0	3			
Sid Bream, L (1, 3) OBP: 0.337, SLG: 0.413										4	1	3	3	0	0	1			
R.J. Reynolds, S (1, 9) OBP: 0.323, SLG: 0.400										4	0	2	1	1	1	0			
Mackey Sasser, L (1, 2) OBP: 0.154, SLG: 0.154										5	0	0	0	0	1	7			
Al Pedrique, R (1, 6) OBP: 0.349, SLG: 0.353										2	1	0	0	1	0	1			
Tommy Gregg, L (7, PH) OBP: 0.266, SLG: 0.429										1	0	0	0	0	0	2			
Felix Fermin, R (8, 6) OBP: 0.310, SLG: 0.258										0	0	0	0	0	0	0			
Vicente Palacios, R (1, 1) OBP: 0.111, SLG: 0.111										3	1	1	0	0	1	0			
John Smiley, L (8, 1) OBP: 0.443, SLG: 0.296										0	0	0	0	0	0	0			
John Cangelosi, S (8, PH) OBP: 0.452, SLG: 0.425										1	0	0	0	0	1	0			
Jim Gott, R (9, 1) OBP: 0.091, SLG: 0.364										0	0	0	0	0	0	0			
<b>Inning Stats</b>	R: 0 E: 0 K: 0 S: 3	H: 0 LOB: 0 BB: 0 P: 3	R: 1 E: 0 K: 0 S: 5	H: 2 LOB: 1 BB: 0 P: 5	R: 2 E: 0 K: 1 S: 8	H: 3 LOB: 3 BB: 2 P: 16	R: 3 E: 0 K: 0 S: 5	H: 2 LOB: 1 BB: 2 P: 13	R: 0 E: 0 K: 2 S: 7	H: 0 LOB: 0 BB: 0 P: 7	R: 0 E: 0 K: 1 S: 5	H: 0 LOB: 2 BB: 2 P: 13	R: 0 E: 0 K: 0 S: 4	H: 2 LOB: 1 BB: 0 P: 4	R: 4 E: 2 K: 1 S: 9	H: 2 LOB: 1 BB: 1 P: 13	1B: 7 2B: 3 3B: 0 HR: 1	SF: 1 SAC: 0 DP: 1 HBP: 0	WP: 0 PA: 43 PB: 0 SB: 1 CS: 0
<b>PITCHER</b>	IP WLS BF H R ER SO BB IBB HBP BLK WP HR S P ERA WHIP																		
Kevin Gross, R (1, 1) ERA: 4.35	3.0 L 19 7 6 6 1 2 1 0 0 0 0 0 0 15 27 0.00 0.667																		
Freddie Toliver, R (4, 1) ERA: 5.64	0.1 3 2 0 0 0 0 0 0 0 0 0 0 0 3 3 0.00 6.000																		
Wally Ritchie, L (7, 1) ERA: 3.75	0.2 1 0 0 0 0 0 0 0 0 0 0 0 0 1 1 0.00 0.000																		
Kent Tekulve, R (7, 1) ERA: 3.09	1.0 8 2 4 0 1 0 1 0 0 0 0 0 0 9 13 0.00 2.000																		

Philadelphia Phillies @ Pittsburgh Pirates  
Three Rivers Stadium, Pittsburgh, PA  
Sat Oct 03 1987, 7:05 PM EDT  
Att: 12,790 - Unknown

AB 35  
R 10  
H 11  
RBI 8  
BB 7  
SO 5  
LOB 17





Batter	1	2	3	4	5	6	7	8	9	AB	R	H	RBI	BB	SO	LOB	TOP								
Milt Thompson, L (1, 8) Steve Bedrosian, R (8, 1)	0-0 5-3		0-0 6-3			0-0 F7		0-0 1B		4	0	1	2	0	0	1	Philadelphia Phillies @ Pittsburgh Pirates Three Rivers Stadium, Pittsburgh, PA Sun Oct 04 1987, 3:33 AM EDT Att: 26,734 - Unknown								
Luis Aguayo, R (1, 4) Von Hayes, L (1, 3)	0-0 F2		2-3 3-H 0-3 K			4-0 G3-6-1 BB		0-3 K		3	0	0	0	1	2	3									
Mike Schmidt, R (1, 5) Chris James, R (1, 7) (8, 8)		0-3 K		0-0 F7				0-0 L5		3	0	0	0	1	1	1									
Keith Hughes, L (1, 9) Darren Daulton, L (1, 2)	0-0 4-3			0-0 1B				0-0 4-3		3	0	0	0	1	2	2									
Steve Jeltz, S (1, 6) Jeff Stone, L (9, PH)				0-0 K				0-0 6-3		3	0	0	0	1	0	1									
Don Carman, L (1, 1) Greg Gross, L (8, PH) (8, 7)				0-0 G4-6-3 BB				0-0 F9		4	1	1	0	0	0	2									
Jeff Robinson, R (9, 1)				0-0 G4-6-3				0-0 4-3		2	1	2	0	1	0	0									
Steve Jeltz, S (1, 6) Jeff Stone, L (9, PH)				0-0 SH2-4 BB				0-0 F7		1	0	0	0	0	0	2									
Don Carman, L (1, 1) Greg Gross, L (8, PH) (8, 7)				0-0 SH2-4				0-0 FC6-4 1B		1	0	0	0	0	0	1									
Don Carman, L (1, 1) Greg Gross, L (8, PH) (8, 7)				0-0 SH2-4				0-0 FC6-4		0	0	0	0	1	0	0									
<b>Inning Stats</b>	R: 0 E: 0 K: 0 S: 3	H: 0 LOB: 0 BB: 0 P: 3	R: 0 E: 0 K: 1 S: 4	H: 0 LOB: 0 BB: 1 P: 8	R: 1 E: 0 K: 1 S: 6	H: 1 LOB: 1 BB: 1 P: 10	R: 0 E: 0 K: 1 S: 5	H: 1 LOB: 0 BB: 0 P: 5	R: 0 E: 0 K: 0 S: 4	H: 1 LOB: 1 BB: 0 P: 4	R: 0 E: 0 K: 0 S: 2	H: 0 LOB: 0 BB: 1 P: 6	R: 0 E: 0 K: 1 S: 3	H: 0 LOB: 0 BB: 0 P: 3	R: 1 E: 0 K: 1 S: 7	H: 2 LOB: 2 BB: 1 P: 11	R: 0 E: 0 K: 1 S: 5	H: 0 LOB: 2 BB: 2 P: 13	1B: 4 2B: 0 3B: 1 HR: 0	SF: 0 SAC: 1 DP: 2 HBP: 0	WP: 0 PB: 0 SB: 0 CS: 1	PA: 35			
<b>PITCHER</b>	IP WLS BF H R ER SO BB IBB HBP BLK WP HR S P ERA WHIP	8.0 W 30 5 2 2 4 4 0 0 0 0 0 0 34 50 2.25 1.125	1.0 S 5 0 0 0 1 2 0 0 0 0 0 0 5 13 0.00 2.000																						

Batter	1	2	3	4	5	6	7	8	9	AB	R	H	RBI	BB	SO	LOB	BOTTOM									
John Cangelosi, S (1, 7) Barry Bonds, L (8, PH) (9, 7)	0-0 F9			0-0 5-3		0-3 K		4-0 1B E BB		3	0	0	0	0	1	0	Philadelphia Phillies @ Pittsburgh Pirates Three Rivers Stadium, Pittsburgh, PA Sun Oct 04 1987, 3:33 AM EDT Att: 26,734 - Unknown									
Jose Lind, R (1, 4) Andy Van Slyke, L (1, 8)	0-0 1-3			0-0 F8				0-0 E9 1B 1B		4	1	2	1	0	0	0										
Darnell Coles, R (1, 5) Mike Diaz, R (1, 9) R.J. Reynolds, S (8, 9)		0-0 F7		0-0 F7		0-0 HR		0-0 E6 6-3		4	1	1	1	0	0	2										
Sid Bream, L (1, 3) Tom Prince, R (1, 2) Tommy Gregg, L (8, PH) Michael LaValliere, L (9, 2)		0-0 F8		0-0 F8		0-3 K		0-0 4-3		2	0	1	0	0	1	0										
Felix Fermin, R (1, 6) Ulil Washington, S (8, PH) Al Pedrique, R (9, 6)		0-0 F8		0-0 L8		0-0 K		0-3 K		2	0	0	0	0	0	0										
Mike Dunne, R (1, 1) Mackey Sasser, L (8, PH) Jeff Robinson, R (9, 1)		0-0 F8		0-0 F6		0-0 B1-3		0-0 1B WP 1B		2	0	0	0	0	0	0										
<b>Inning Stats</b>	R: 0 E: 0 K: 1 S: 5	H: 0 LOB: 0 BB: 0 P: 5	R: 0 E: 0 K: 0 S: 3	H: 0 LOB: 0 BB: 0 P: 3	R: 0 E: 0 K: 0 S: 3	H: 1 LOB: 0 BB: 0 P: 3	R: 0 E: 0 K: 0 S: 3	H: 0 LOB: 0 BB: 0 P: 3	R: 1 E: 0 K: 1 S: 6	H: 1 LOB: 0 BB: 0 P: 6	R: 0 E: 0 K: 1 S: 5	H: 0 LOB: 0 BB: 0 P: 5	R: 0 E: 1 K: 1 S: 7	H: 1 LOB: 2 BB: 0 P: 7	R: 3 E: 1 K: 1 S: 8	H: 3 LOB: 1 BB: 1 P: 12		R: 0 E: 0 K: 1 S: 5	H: 0 LOB: 0 BB: 0 P: 5	1B: 4 2B: 1 3B: 0 HR: 1	SF: 0 SAC: 0 DP: 0 HBP: 0	WP: 1 PB: 0 SB: 0 CS: 0	PA: 31			
<b>PITCHER</b>	IP WLS BF H R ER SO BB IBB HBP BLK WP HR S P ERA WHIP	7.0 L 24 3 3 2 1 1 0 0 0 1 0 8 12 18.00 4.000																								

