

Philadelphia Phillies - 1988

Batter	1	2	3	4	5	6	7	8	9	10	11	12	13	14	AB	R	H	RBI	BB	SO	LOB	TOP				
Barry Bonds, L OBP: 0.900, SLG: 0.727															6	0	2	0	1	1	1					
Jose Lind, R OBP: 0.083, SLG: 0.083															7	1	1	0	0	0	2					
Andy Van Slyke, L OBP: 0.273, SLG: 0.200															6	2	1	0	1	3	2					
Bobby Bonilla, S OBP: 0.455, SLG: 1.091															7	2	4	5	0	0	0					
Sid Bream, L															2	0	0	0	1	0	1					
Randy Milligan, R OBP: 0.428, SLG: 0.200															3	0	1	0	1	1	0					
R.J. Reynolds, S OBP: 0.286, SLG: 0.286															7	0	2	0	0	1	5					
Michael LaValliere, L OBP: 0.600, SLG: 0.200															3	0	1	0	3	0	2					
Al Pedrique, R OBP: 0.100, SLG: 0.100															6	0	0	0	0	2	7					
Al Pedrique, R OBP: 0.100, SLG: 0.100															2	0	0	0	0	1	0					
Inning Stats	R: 0 E: 0 K: 1 S: 9	H: 1 LOB: 0 BB: 0 P: 11	R: 0 E: 0 K: 0 S: 6	H: 1 LOB: 2 BB: 1 P: 14	R: 3 E: 1 K: 0 S: 15	H: 1 LOB: 0 BB: 1 P: 27	R: 0 E: 0 K: 1 S: 6	H: 0 LOB: 0 BB: 1 P: 12	R: 0 E: 0 K: 1 S: 7	H: 0 LOB: 1 BB: 1 P: 14	R: 0 E: 0 K: 1 S: 12	H: 0 LOB: 2 BB: 1 P: 21	R: 2 E: 0 K: 1 S: 17	H: 3 LOB: 2 BB: 1 P: 28	R: 0 E: 0 K: 0 S: 8	H: 0 LOB: 0 BB: 1 P: 13	R: 0 E: 0 K: 2 S: 13	H: 2 LOB: 2 BB: 0 P: 17	R: 0 E: 0 K: 1 S: 8	H: 0 LOB: 0 BB: 0 P: 12	R: 0 E: 0 K: 1 S: 10	H: 1 LOB: 1 BB: 0 P: 15	1B: 10 2B: 0 3B: 0 HR: 2	SF: 0 SAC: 0 DP: 1 HBP: 0	WP: 0 PB: 0 SB: 2 CS: 1	PA: 60

Pittsburgh Pirates @ Philadelphia Phillies
Veterans Stadium, Philadelphia, PA
Wed Apr 06 1988; 7:05 PM EDT
Att: 15,532 - Unknown - 45 F

AB 53
R 5
H 12
RBI 5
BB 7
SO 11
LOB 21

Batter	1	2	3	4	5	6	7	8	9	10	11	12	13	14	AB	R	H	RBI	BB	SO	LOB	BOTTOM
Juan Samuel, R OBP: 0.364, SLG: 0.400															6	1	1	0	0	1	2	
Mill Thompson, L OBP: 0.273, SLG: 0.364															7	0	2	1	0	0	3	
Phil Bradley, R OBP: 0.222, SLG: 0.444															5	2	2	0	0	0	0	
Mike Schmidt, R OBP: 0.500, SLG: 1.222															5	2	2	3	1	0	2	
Von Hayes, L OBP: 0.400, SLG: 0.444															5	0	0	0	1	2	2	
Lance Parrish, R OBP: 0.375, SLG: 0.500															3	0	1	1	1	1	0	
Darren Daulton, L OBP: 0.333, SLG: 0.333															2	0	1	0	0	1	1	
Chris James, R OBP: 0.100, SLG: 0.100															6	0	1	0	0	1	2	
Steve Jeltz, S OBP: 0.500, SLG: 0.800															2	1	1	0	1	0	1	
Mike Young, S															1	0	0	0	0	0	2	
Kent Tekulve, R															0	0	0	0	0	0	0	
Luis Aguayo, R OBP: 0.500, SLG: 0.500															2	0	1	0	0	1	0	
Kevin Gross, R OBP: 0.500, SLG: 0.500															1	0	0	0	0	0	2	
Jeff Calhoun, L															0	0	0	0	0	0	0	
Todd Frohwrth, R															0	0	0	0	0	0	0	
Bill Almon, R															2	0	1	0	0	1	0	
Mike Maddux, L															1	0	0	0	0	0	1	
Inning Stats	R: 0 E: 0 K: 0 S: 6	H: 0 LOB: 0 BB: 0 P: 9	R: 0 E: 0 K: 0 S: 7	H: 0 LOB: 0 BB: 0 P: 11	R: 1 E: 0 K: 0 S: 10	H: 2 LOB: 0 BB: 0 P: 19	R: 0 E: 0 K: 0 S: 13	H: 0 LOB: 0 BB: 0 P: 23	R: 0 E: 0 K: 0 S: 9	H: 0 LOB: 2 BB: 1 P: 18	R: 0 E: 0 K: 1 S: 6	H: 0 LOB: 0 BB: 0 P: 11	R: 0 E: 0 K: 0 S: 4	H: 0 LOB: 0 BB: 0 P: 6	R: 0 E: 0 K: 1 S: 8	H: 0 LOB: 1 BB: 0 P: 12	R: 1 E: 0 K: 1 S: 9	H: 2 LOB: 1 BB: 0 P: 13	1B: 7 2B: 2 3B: 3 HR: 1	SF: 0 SAC: 0 DP: 2 HBP: 1	WP: 1 PB: 0 SB: 0 CS: 1	PA: 56

Pittsburgh Pirates @ Philadelphia Phillies
Veterans Stadium, Philadelphia, PA
Wed Apr 06 1988; 7:05 PM EDT
Att: 15,532 - Unknown - 45 F

AB 50
R 6
H 13
RBI 6
BB 4
SO 7
LOB 17

PITCHER	IP	WLS	BF	H	R	ER	SO	BB	IBB	HBP	BLK	WP	HR	S	P	ERA	WHIP
Doug Drabek, R ERA: 9.0	5.0		22	6	5	3	1	0	0	0	0	0	0	48	86	9.00	1.400
John Smiley, L	1.0		4	1	0	0	0	0	0	0	0	0	0	10	16	0.00	1.000
Barry Jones, R	2.0		9	1	0	0	0	1	0	0	0	1	0	18	31	0.00	1.000
Jim Gott, R	2.0		8	2	0	0	2	1	0	0	0	0	0	18	31	0.00	1.500
Vicente Palacios, R	2.0		6	1	0	0	0	0	0	0	0	0	0	7	12	0.00	0.500
PITCHER	IP	WLS	BF	H	R	ER	SO	BB	IBB	HBP	BLK	WP	HR	S	P	ERA	WHIP
Bob Kipper, L ERA: 5.4	12.1		7	2	1	1	2	1	0	0	0	0	0	15	25	5.40	1.800

Batter	1	2	3	4	5	6	7	8	9	AB	R	H	RBI	BB	SO	LOB	TOP			
Lenny Dykstra, L (1, 8) OBP: 0.214, SLG: 0.385	0-1 3-1		3-3 K		0-1 L8			0-0 B3		4	0	0	0	0	1	1				
Mookie Wilson, S (1, 7) OBP: 0.333, SLG: 0.500	2-2 G4-6-3 1B			1-0 5-3		0-0 F6		2-3 K		4	0	1	0	0	1	0				
Keith Hernandez, L (1, 3) OBP: 0.389, SLG: 0.438	2-2 G4-6-3 1-2			3-2 1B 1B		0-0 2B		1-0 3-1		4	0	2	0	0	0	1				
Darryl Strawberry, L (1, 9) OBP: 0.556, SLG: 1.063		2-1 4-3		3-3 K		1-1 F7			3-1 1-3	4	0	0	0	0	1	2				
Gary Carter, R (1, 2) OBP: 0.500, SLG: 1.067		1-2 HR		1-0 FC5-4 1B		4-1 BB			0-0 L9-6 2B	3	1	3	1	1	0	0				
Howard Johnson, S (1, 5) OBP: 0.176, SLG: 0.067		0-0 5-3		1-2 FC5-4 1-2		2-2 L6			0-0 L9-6 2-3	4	0	0	0	0	0	5				
Tim Lincecum, R (1, 4) OBP: 0.385, SLG: 0.111		0-3 K			4-1 BB				0-0 L9	2	0	0	0	1	1	0				
Kevin Elster, R (1, 6) OBP: 0.200, SLG: 0.467			1-0 L6		1-1 F8				2-0 L8	3	0	0	0	0	0	1				
Sid Fernandez, L (1, 1) Barry Lyons, R (7, PH) Terry Leach, R (7, 1)			2-1 4-3		1-3 K				1-1 5-3	2	0	0	0	0	1	1				
Inning Stats	R: 0 E: 0 K: 0 S: 10	H: 1 LOB: 0 BB: 0 P: 14	R: 1 E: 0 K: 1 S: 10	H: 1 LOB: 0 BB: 0 P: 13	R: 0 E: 0 K: 1 S: 6	H: 0 LOB: 0 BB: 0 P: 12	R: 0 E: 0 K: 1 S: 12	H: 2 LOB: 2 BB: 0 P: 21	R: 0 E: 0 K: 1 S: 8	H: 0 LOB: 1 BB: 1 P: 14	R: 0 E: 0 K: 0 S: 4	H: 0 LOB: 0 BB: 0 P: 7	R: 0 E: 0 K: 1 S: 5	H: 0 LOB: 0 BB: 0 P: 8	R: 0 E: 0 K: 0 S: 4	H: 1 LOB: 0 BB: 0 P: 7	1B: 3 2B: 3 3B: 0 HR: 1	SF: 0 SAC: 0 DP: 2 HBP: 0	WP: 0 PB: 0 SB: 0 CS: 0	PA: 33
PITCHER Bruce Ruffin, L (1, 1) ERA: 1.0	IP: 9.0 WLS: W BF: 33 H: 6 R: 1 ER: 1 SO: 5 BB: 2 IBB: 0 HBP: 0 BLK: 0 WP: 0 HR: 1 S: 67 P: 111 ERA: 1.00 WHIP: 0.889															PITCHER				

New York Mets @ Philadelphia Phillies
Veterans Stadium, Philadelphia, PA

AB 31
R 1
H 6
RBI 1
BB 2
SO 5
LOB 11



WP: 0 PA: 33
PB: 0
SB: 0
CS: 0

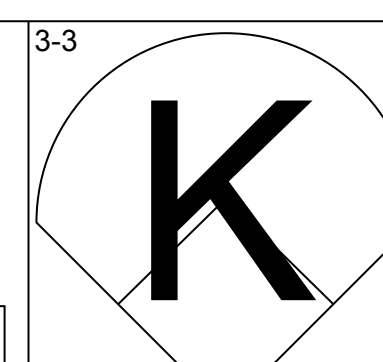
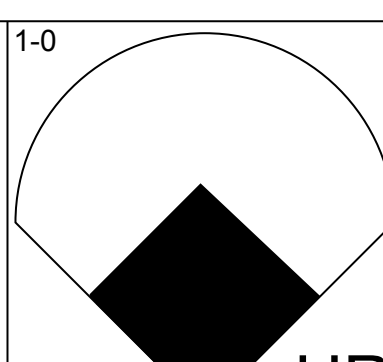
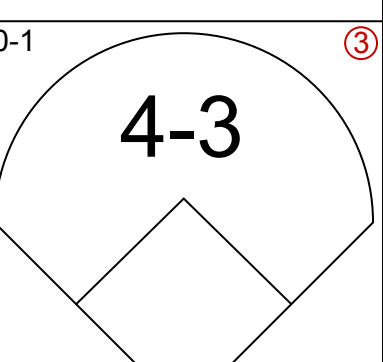
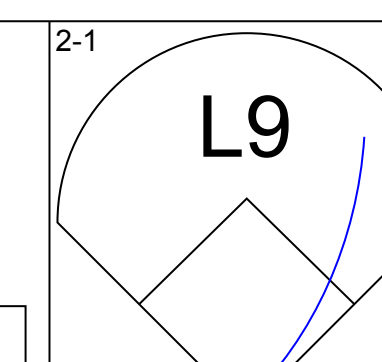
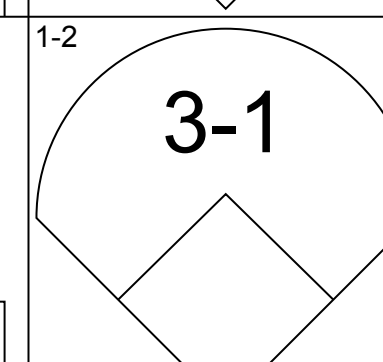
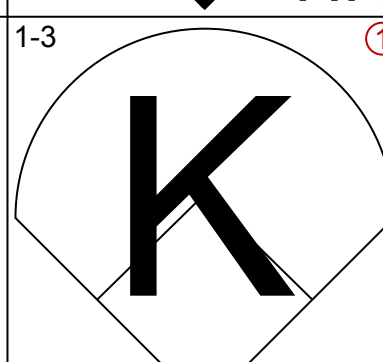
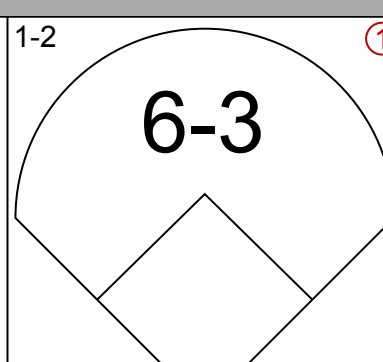
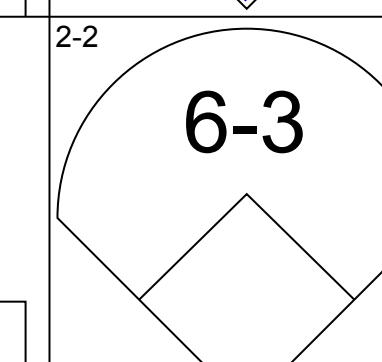
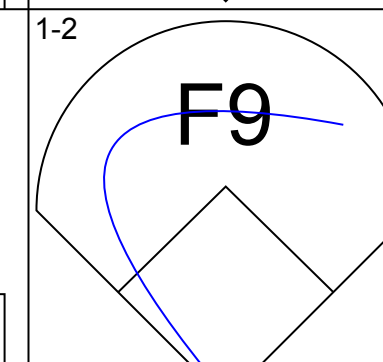
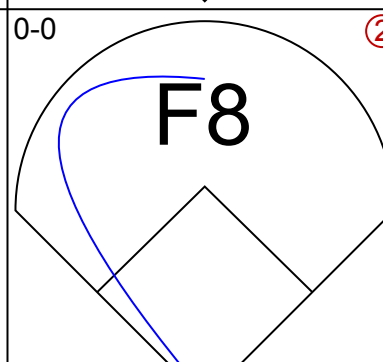
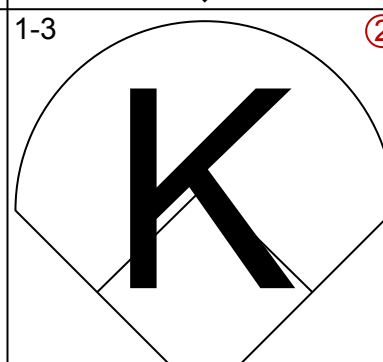
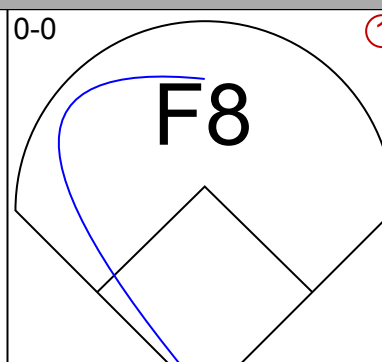
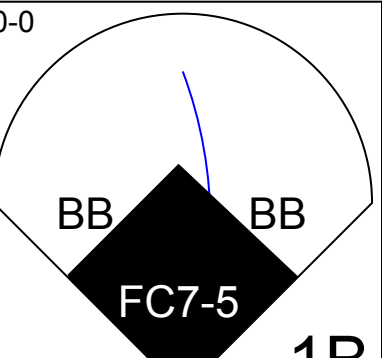
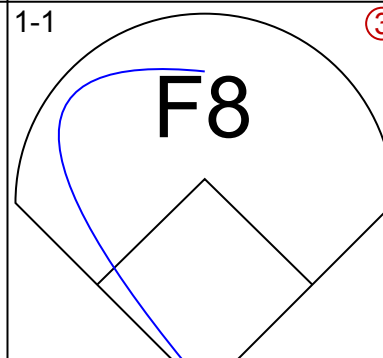
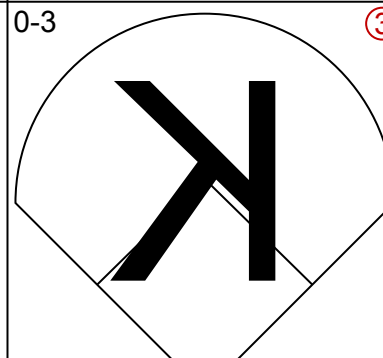
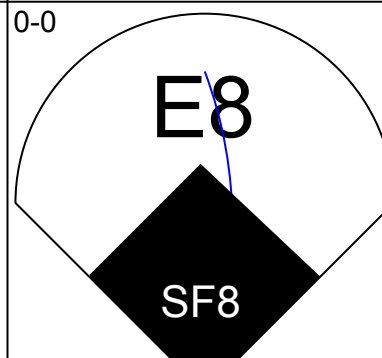
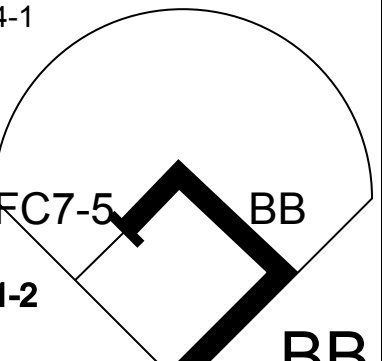
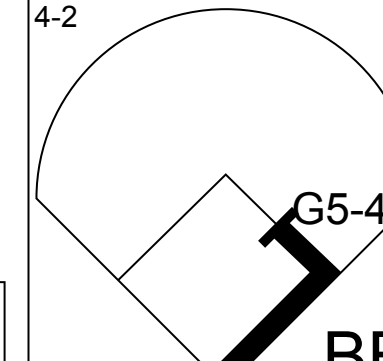
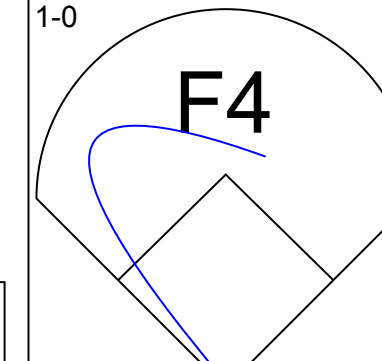
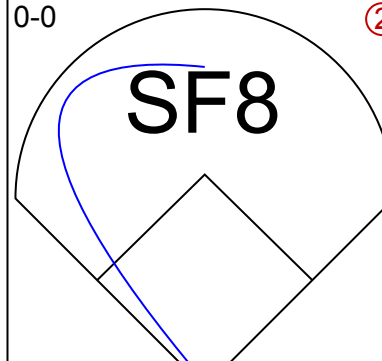
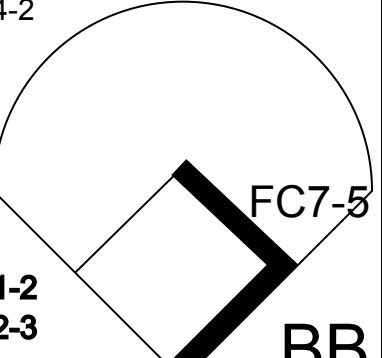
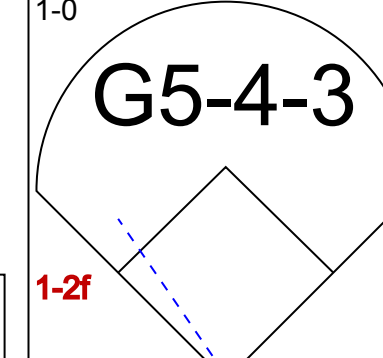
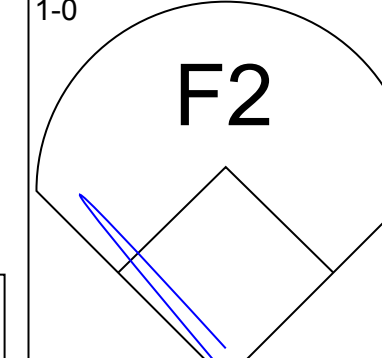
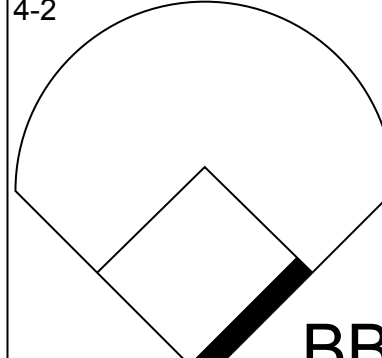
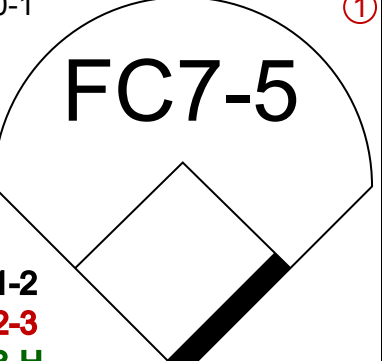
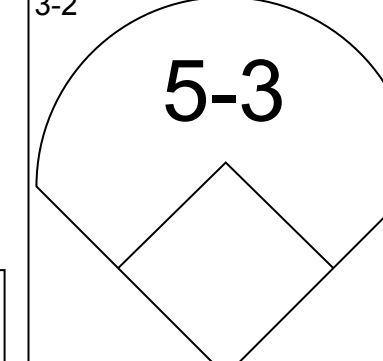
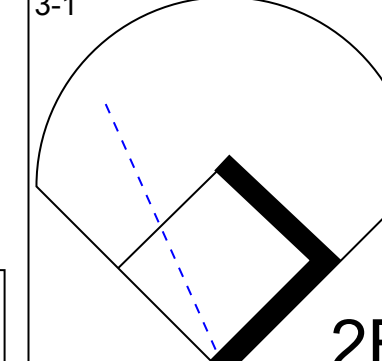
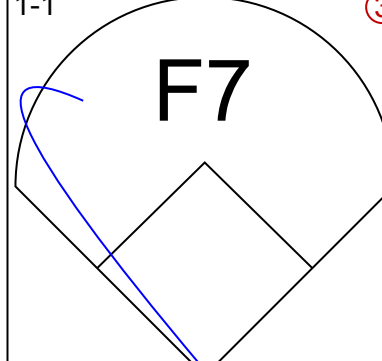
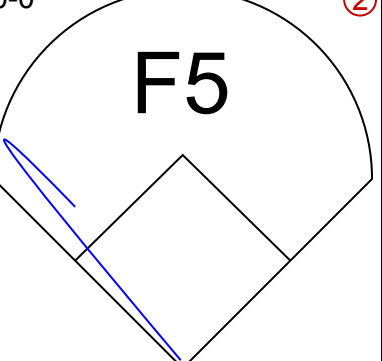
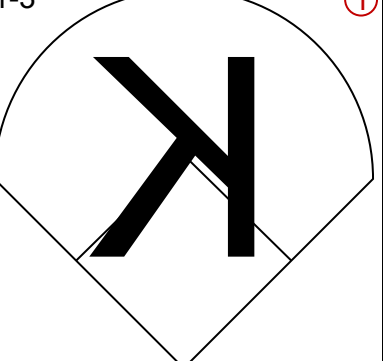
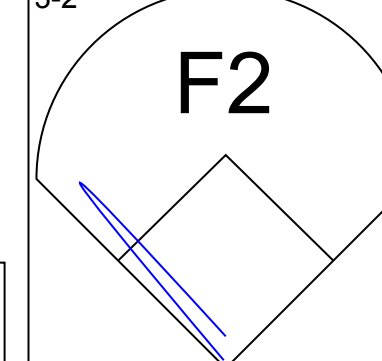
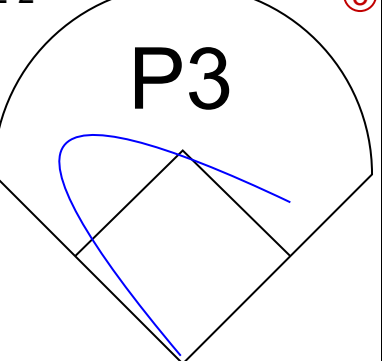
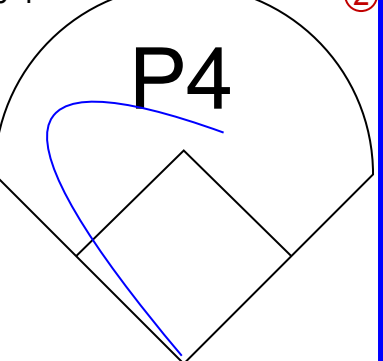
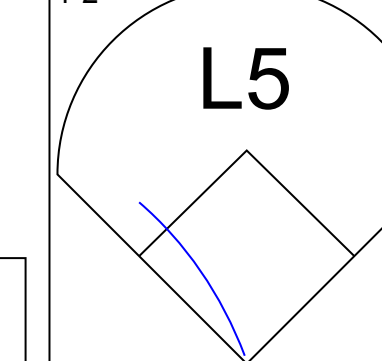
Batter	1	2	3	4	5	6	7	8	9	AB	R	H	RBI	BB	SO	LOB	BOTTOM			
Juan Samuel, R (1, 4) OBP: 0.467, SLG: 0.643	0-0 BLK 1B 2B		0-0 FC6-4 1-3 2B		2-3 K			0-0 E7 FC 1B		4	2	3	0	0	1	0				
Bob Dernier, R (1, 8) G5-4-3 CS HBP	1-2 1B CS HBP		2-0 FC6-4 S		0-0 F4			2-0 5-3		3	0	0	1	0	0	2				
Phil Bradley, R (1, 7) OBP: 0.308, SLG: 0.417	1-2 G5-4-3 1B		2-3 3-H 3-3 K		2-0 L6			2-0 FC HBP		3	0	1	1	0	1	1				
Mike Schmidt, R (1, 5) OBP: 0.429, SLG: 1.000	2-0 G5-4-3 1-2 2-3			4-2 HR BB		0-0 E5 1B		0-0 FC BB		3	1	0	1	1	0	3				
Lance Parrish, R (1, 2) OBP: 0.417, SLG: 0.778	1-2 CS 3-H		1-0 L8	1-1 HR		1-3 K		4-2 BB		3	1	1	2	1	1	1				
Von Hayes, L (1, 3) OBP: 0.286, SLG: 0.308		3-2 F7		0-0 F2		0-0 F8		1-2 BB		4	0	0	0	0	0	3				
Chris James, R (1, 9) OBP: 0.077, SLG: 0.077		1-2 5-3		1-1 F9			2-0 1-3			3	0	0	0	0	0	0				
Steve Jeltz, S (1, 6) OBP: 0.333, SLG: 0.500			0-1 5-3		2-2 4-3			0-0 4-3		3	0	0	0	0	0	0				
Bruce Ruffin, S (1, 1) OBP: 0.333, SLG: 0.333			1-1 2B FC6-4 1B		1-2 4-3			0-0 4-3		3	1	1	0	0	0	0				
Inning Stats	R: 1 E: 0 K: 0 S: 9	H: 2 LOB: 0 BB: 0 P: 14	R: 0 E: 0 K: 0 S: 8	H: 0 LOB: 0 BB: 0 P: 13	R: 1 E: 0 K: 1 S: 10	H: 2 LOB: 1 BB: 0 P: 16	R: 2 E: 0 K: 0 S: 11	H: 1 LOB: 0 BB: 1 P: 19	R: 0 E: 0 K: 1 S: 8	H: 0 LOB: 0 BB: 0 P: 11	R: 0 E: 1 K: 1 S: 6	H: 0 LOB: 1 BB: 0 P: 9	R: 0 E: 0 K: 0 S: 3	H: 0 LOB: 0 BB: 0 P: 5	R: 1 E: 1 K: 0 S: 8	H: 1 LOB: 2 BB: 1 P: 17	1B: 3 2B: 2 3B: 0 HR: 1	SF: 1 SAC: 0 DP: 1 HBP: 2	WP: 0 PB: 0 SB: 2 CS: 1	PA: 34
PITCHER Sid Fernandez, L (1, 1) ERA: 6.0 Terry Leach, R (7, 1) ERA: 6.0	IP: 6.0 WLS: L BF: 24 H: 5 R: 4 ER: 4 SO: 3 BB: 1 IBB: 0 HBP: 1 BLK: 1 WP: 0 HR: 1 S: 52 P: 82 ERA: 6.00 WHIP: 1.000															PITCHER				

New York Mets @ Philadelphia Phillies
Veterans Stadium, Philadelphia, PA

AB 29
R 5
H 6
RBI 5
BB 2
SO 3
LOB 10

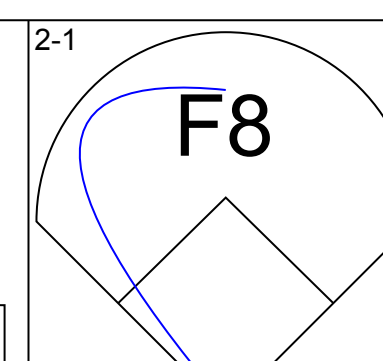
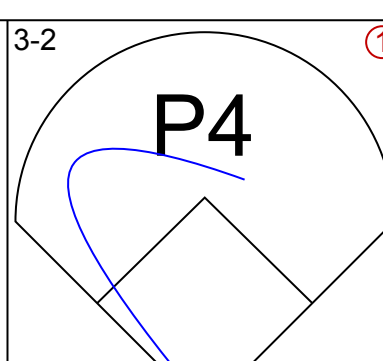
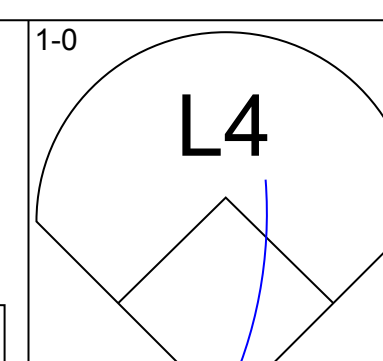
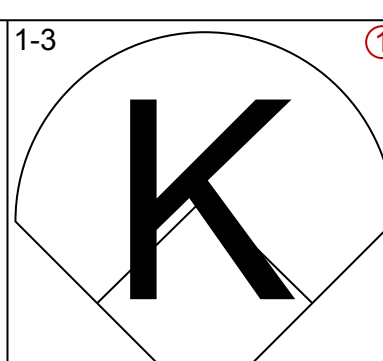
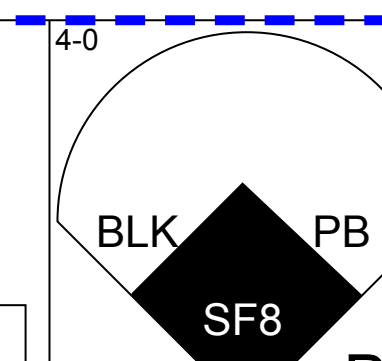
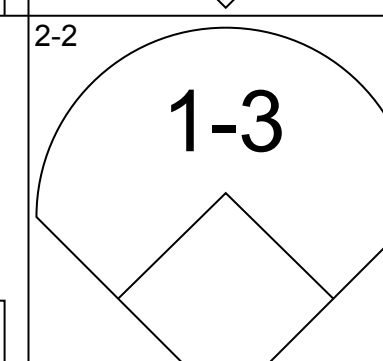
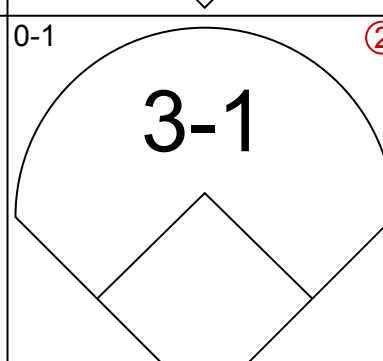
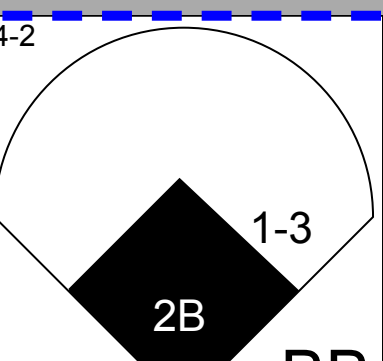
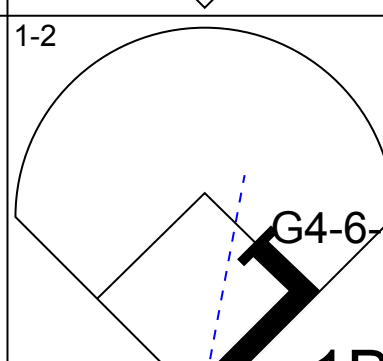
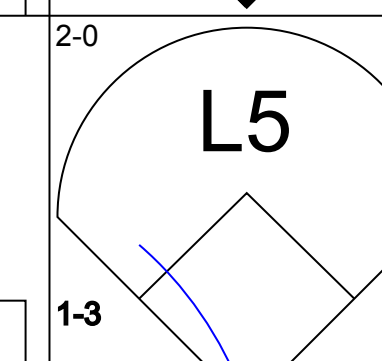
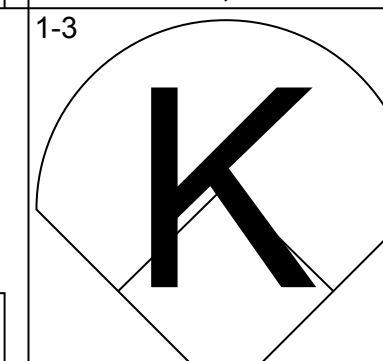
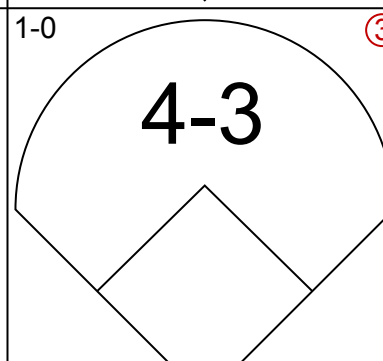
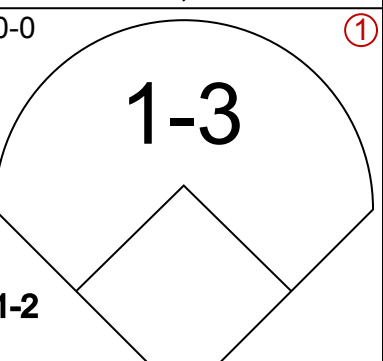
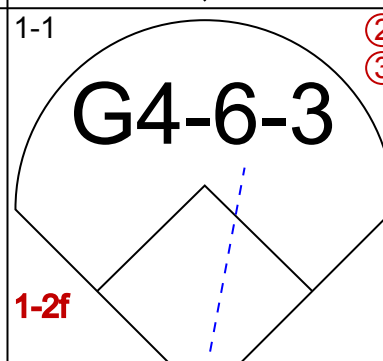
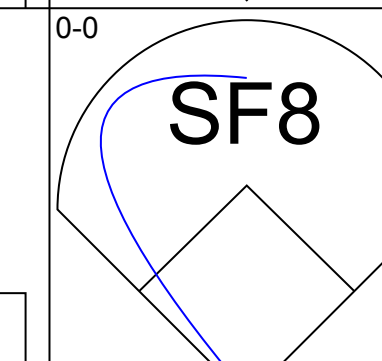
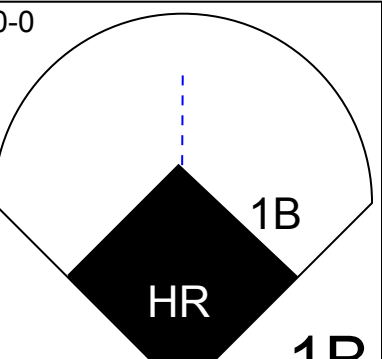
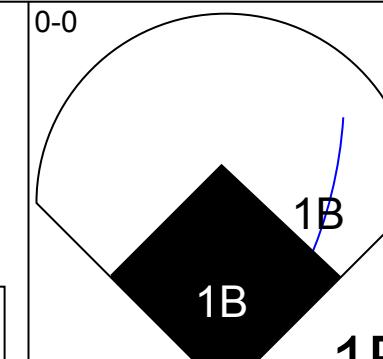
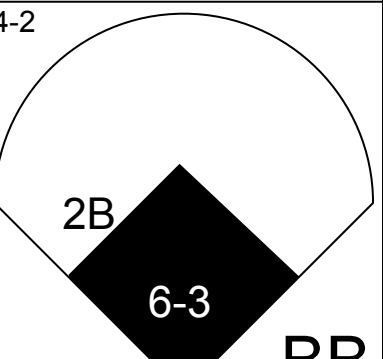
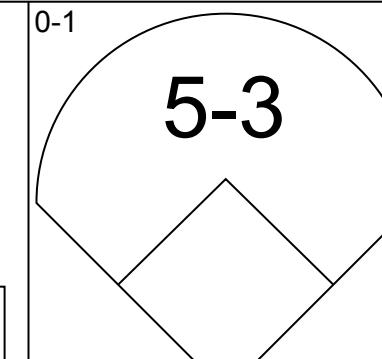
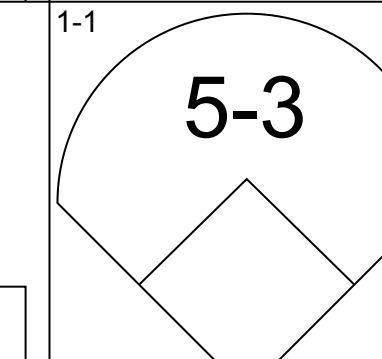
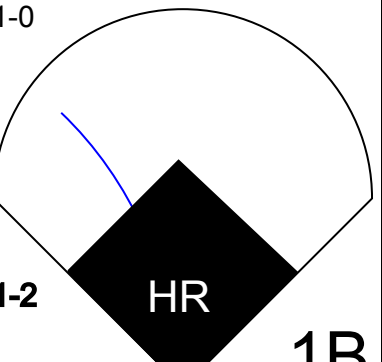
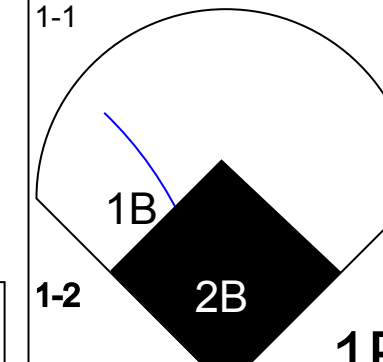
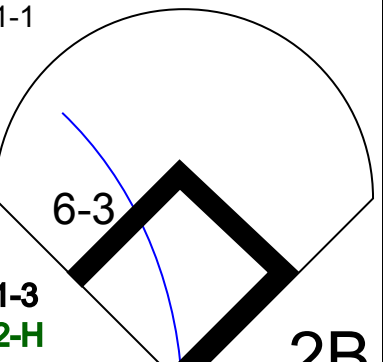
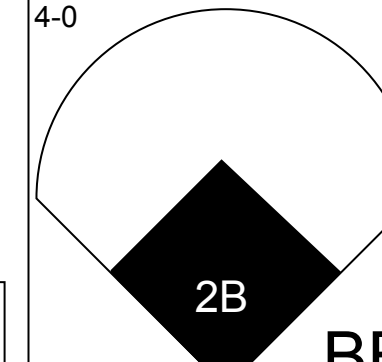
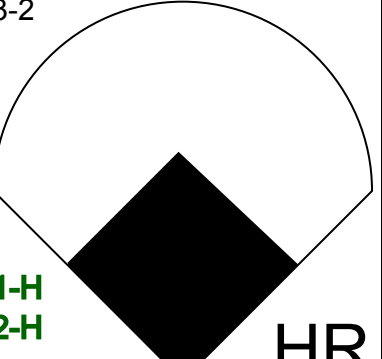
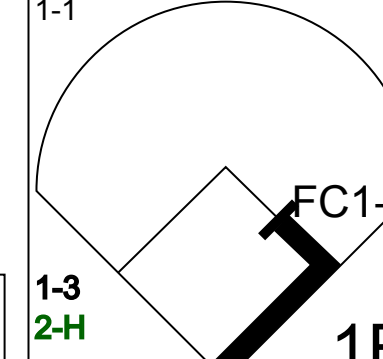
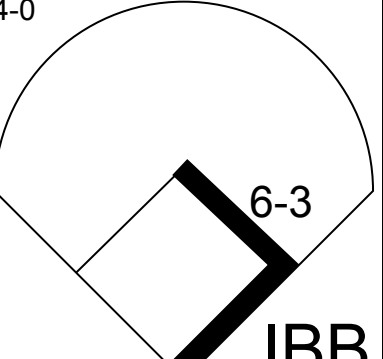
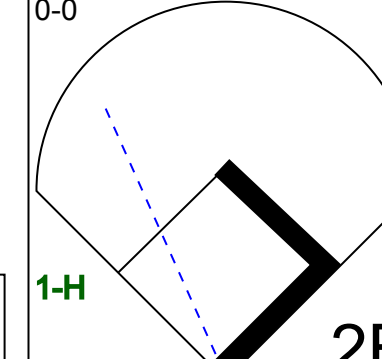
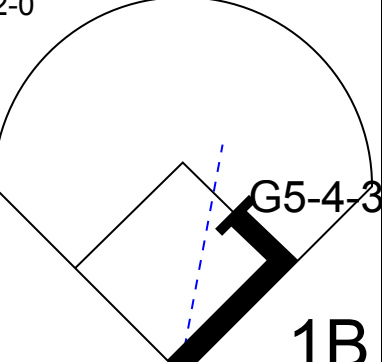
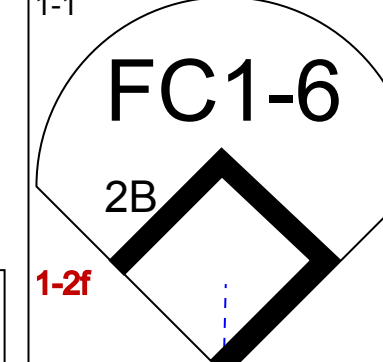
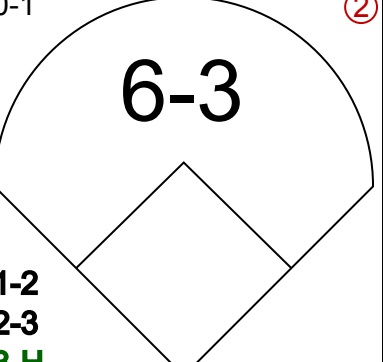
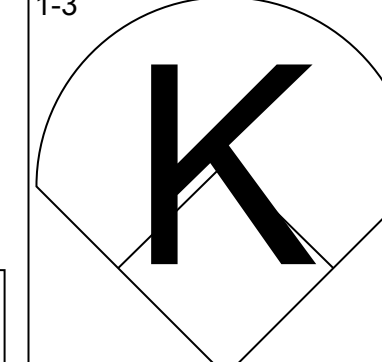
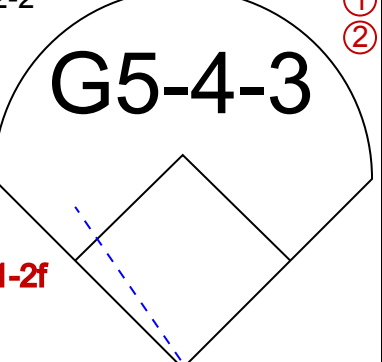
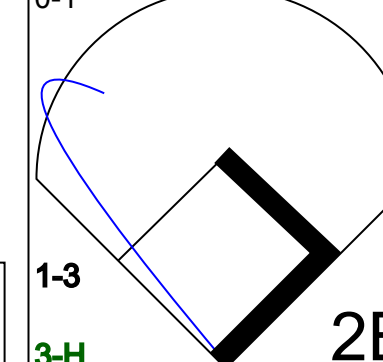
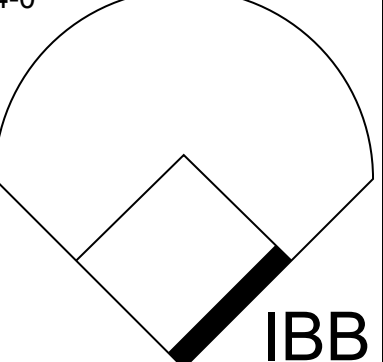
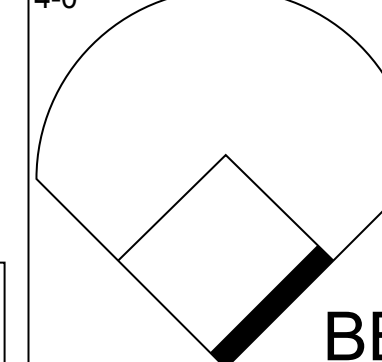
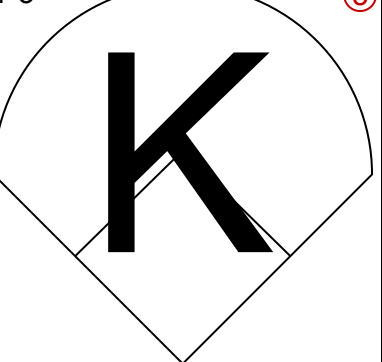
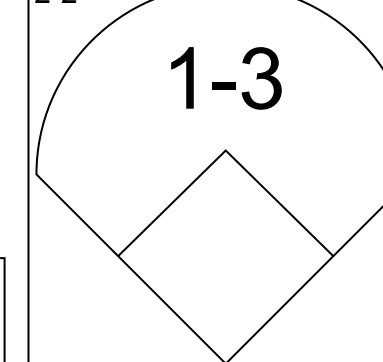
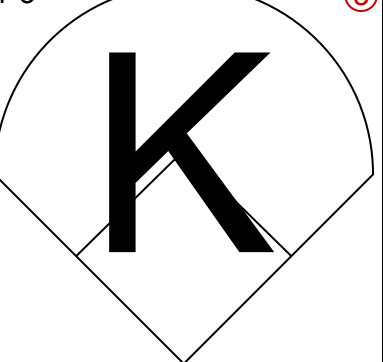
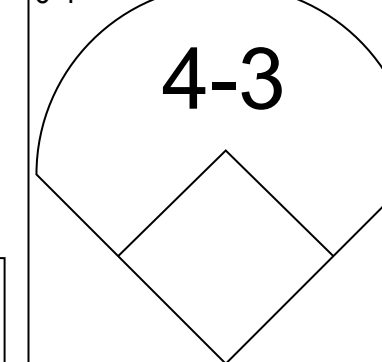


WP: 0 PA: 34
PB: 0
SB: 2
CS: 1

Batter	1	2	3	4	5	6	7	8	9	AB	R	H	RBI	BB	SO	LOB	TOP			
Lenny Dykstra, L OBP: 0.222, SLG: 0.529 (1, 8)										4	1	1	1	0	1	0	New York Mets @ Philadelphia Phillies Veterans Stadium, Philadelphia, PA Sat Apr 09 1988, 3:33 AM EDT Att: 30,994 - Sunny - 55 F			
Mookie Wilson, S OBP: 0.231, SLG: 0.333 (1, 7)										4	0	0	0	0	1	0				
Keith Hernandez, L OBP: 0.318, SLG: 0.350 (1, 3)										4	0	0	0	0	1	0				
Darryl Strawberry, L OBP: 0.500, SLG: 0.900 (1, 9)										4	2	1	0	0	1	0				
Gary Carter, R OBP: 0.500, SLG: 1.000 (1, 2)										1	0	0	1	2	0	0				
Howard Johnson, S OBP: 0.238, SLG: 0.059 (1, 5)										2	0	0	0	2	0	1				
Tim Lincecum, R OBP: 0.353, SLG: 0.231 (1, 4)										4	0	1	1	0	0	3				
Kevin Elster, R OBP: 0.167, SLG: 0.389 (1, 6)										3	0	0	0	0	1	3				
Rick Aguilera, R OBP: 0.222, SLG: 0.313 (1, 1)										1	0	0	0	0	0	2				
Barry Lyons, R OBP: 0.222, SLG: 0.313 (5, PH)										1	0	0	0	0	0	0				
David Cone, L OBP: 0.222, SLG: 0.313 (5, 1)										0	0	0	0	0	0	0				
Dave Magadan, L OBP: 0.222, SLG: 0.313 (8, PH)										1	0	0	0	0	0	0				
Gene Walter, L OBP: 0.222, SLG: 0.313 (8, 1)										0	0	0	0	0	0	0				
Inning Stats	R: 0 E: 0 K: 1 S: 16	H: 0 LOB: 0 BB: 0 P: 21	R: 1 E: 0 K: 0 S: 12	H: 1 LOB: 2 BB: 2 P: 22	R: 1 E: 0 K: 1 S: 7	H: 1 LOB: 0 BB: 0 P: 10	R: 0 E: 0 K: 0 S: 7	H: 0 LOB: 0 BB: 1 P: 15	R: 0 E: 0 K: 2 S: 9	H: 0 LOB: 0 BB: 0 P: 11	R: 0 E: 0 K: 0 S: 7	H: 1 LOB: 1 BB: 0 P: 15	R: 0 E: 0 K: 0 S: 9	H: 0 LOB: 0 BB: 0 P: 14	R: 1 E: 1 K: 0 S: 7	H: 0 LOB: 1 BB: 1 P: 12	1B: 1 2B: 1 3B: 0 HR: 1	SF: 1 SAC: 0 DP: 1 HBP: 0	WP: 0 PB: 0 SB: 0 CS: 0	PA: 34
PITCHER Don Carman, L ERA: 2.0 (1, 1)	IP: 9.0 WLS: W BF: 34 H: 3 R: 3 ER: 2 SO: 5 BB: 4 IBB: 0 HBP: 0 BLK: 0 WP: 0 HR: 1 S: 81 P: 128 ERA: 2.00 WHIP: 0.778																			

AB	29
R	3
H	3
RBI	3
BB	4
SO	5
LOB	9



Batter	1	2	3	4	5	6	7	8	9	AB	R	H	RBI	BB	SO	LOB	BOTTOM			
Juan Samuel, R OBP: 0.400, SLG: 0.500 (1, 4)										4	1	0	0	1	1	2	New York Mets @ Philadelphia Phillies Veterans Stadium, Philadelphia, PA Sat Apr 09 1988, 3:33 AM EDT Att: 30,994 - Sunny - 55 F			
Milt Thompson, L OBP: 0.313, SLG: 0.333 (1, 8)										4	1	1	0	1	0	1				
Phil Bradley, R OBP: 0.222, SLG: 0.313 (1, 7)										4	0	0	1	0	1	2				
Mike Schmidt, R OBP: 0.474, SLG: 0.867 (1, 5)										4	3	2	0	1	0	0				
Von Hayes, L OBP: 0.444, SLG: 0.500 (1, 3)										3	3	3	1	1	0	0				
Lance Parrish, R OBP: 0.583, SLG: 1.167 (1, 2)										3	1	3	5	1	0	0				
Chris James, R OBP: 0.118, SLG: 0.118 (1, 9)										4	0	1	1	0	1	5				
Steve Jeltz, S OBP: 0.462, SLG: 0.600 (1, 6)										2	0	1	1	2	0	1				
Don Carman, L OBP: 0.222, SLG: 0.313 (1, 1)										4	0	0	0	0	2	7				
Inning Stats	R: 0 E: 0 K: 1 S: 8	H: 0 LOB: 0 BB: 0 P: 13	R: 3 E: 0 K: 1 S: 12	H: 4 LOB: 0 BB: 0 P: 21	R: 0 E: 0 K: 0 S: 9	H: 0 LOB: 0 BB: 0 P: 13	R: 2 E: 0 K: 0 S: 13	H: 4 LOB: 2 BB: 0 P: 19	R: 2 E: 0 K: 1 S: 13	H: 1 LOB: 3 BB: 4 P: 31	R: 0 E: 0 K: 1 S: 10	H: 1 LOB: 0 BB: 0 P: 13	R: 1 E: 0 K: 0 S: 9	H: 1 LOB: 2 BB: 2 P: 18	R: 1 E: 0 K: 0 S: 4	H: 0 LOB: 0 BB: 1 P: 11		1B: 7 2B: 3 3B: 0 HR: 1	SF: 1 SAC: 0 DP: 2 HBP: 0	WP: 0 PB: 1 SB: 0 CS: 0
PITCHER Rick Aguilera, R ERA: 11.25 (1, 1)	IP: 4.0 WLS: L BF: 19 H: 8 R: 5 ER: 5 SO: 2 BB: 0 IBB: 0 HBP: 0 BLK: 0 WP: 0 HR: 1 S: 42 P: 66 ERA: 11.25 WHIP: 2.000																			
David Cone, R ERA: 8.44 (5, 1)	IP: 3.0 WLS: L BF: 17 H: 3 R: 3 ER: 3 SO: 3 BB: 4 IBB: 2 HBP: 0 BLK: 0 WP: 0 HR: 0 S: 32 P: 62 ERA: 9.00 WHIP: 2.333																			
Gene Walter, L ERA: (8, 1)	IP: 1.0 WLS: L BF: 4 H: 0 R: 1 ER: 0 SO: 0 BB: 1 IBB: 0 HBP: 0 BLK: 1 WP: 0 HR: 0 S: 4 P: 11 ERA: 0.00 WHIP: 1.000																			

AB	32
R	9
H	11
RBI	9
BB	7
SO	5
LOB	18



Batter	1	2	3	4	5	6	7	8	9	AB	R	H	RBI	BB	SO	LOB	TOP					
Mookie Wilson, S OBP: 0.389, SLG: 0.813	1-0 1B		1-1 HR	4-2 FC5 BB			1-0 HR		2-3 K	4	2	3	3	1	1	0						
Tim Lincecum, R OBP: 0.318, SLG: 0.222 Randy Myers, L	1-1 F9		0-0 L9	2-2 FC5			1-0 F9		2-2 1B	5	0	1	0	0	0	3						
Keith Hernandez, L OBP: 0.259, SLG: 0.280	3-1 P4		1-1 G3		0-0 F8		2-3 K		1-3 K	5	0	0	0	0	2	2						
Darryl Strawberry, L OBP: 0.444, SLG: 0.760	2-2 F9		2-0 BB		2-3 K		0-0 G3		2-3 K	5	0	1	0	0	2	2						
Gary Carter, R OBP: 0.538, SLG: 0.941 Mackey Sasser, L		4-2 1B BB	4-1 BB		2-1 P6			4-1 2B BB		1	1	0	0	3	0	0						
Howard Johnson, S OBP: 0.280, SLG: 0.190	1-2 1B		3-1 F7		3-2 1-3			0-0 CS 2B		4	0	2	0	0	0	2						
Lee Mazzilli, S	0-1 F3			1-0 P3		2-0 6-3		0-2 G3		4	0	0	0	0	0	4						
Kevin Elster, R OBP: 0.182, SLG: 0.333	1-0 F3		2-1 E5		0-0 F5		4-1 IBB			3	0	0	0	1	0	2						
Dwight Gooden, R OBP: 0.250, SLG: 0.250 Lenny Dykstra, L Roger McDowell, R Wally Backman, S	1-0 1B		0-0 F9		1-0 HR 1B		0-3 K			2	0	1	1	0	0	1						
Inning Stats	R: 0 E: 0 K: 0 S: 8	H: 1 LOB: 1 BB: 0 P: 15	R: 1 E: 0 K: 0 S: 9	H: 2 LOB: 2 BB: 1 P: 16	R: 1 E: 0 K: 0 S: 9	H: 2 LOB: 2 BB: 1 P: 20	R: 0 E: 1 K: 0 S: 6	H: 0 LOB: 0 BB: 1 P: 18	R: 0 E: 0 K: 0 S: 6	H: 0 LOB: 0 BB: 0 P: 10	R: 0 E: 0 K: 1 S: 7	H: 2 LOB: 0 BB: 0 P: 12	R: 0 E: 0 K: 1 S: 10	H: 1 LOB: 2 BB: 0 P: 18	R: 0 E: 0 K: 3 S: 12	H: 1 LOB: 1 BB: 0 P: 19	1B: 6 2B: 1 3B: 0 HR: 2	SF: 0 SAC: 0 DP: 0 HBP: 0	WP: 0 PB: 0 SB: 0 CS: 1	PA: 40		
PITCHER	IP WLS BF H R ER SO BB IBB HBP BLK WP HR S P ERA WHIP	IP WLS BF H R ER SO BB IBB HBP BLK WP HR S P ERA WHIP	IP WLS BF H R ER SO BB IBB HBP BLK WP HR S P ERA WHIP	IP WLS BF H R ER SO BB IBB HBP BLK WP HR S P ERA WHIP	IP WLS BF H R ER SO BB IBB HBP BLK WP HR S P ERA WHIP	IP WLS BF H R ER SO BB IBB HBP BLK WP HR S P ERA WHIP	IP WLS BF H R ER SO BB IBB HBP BLK WP HR S P ERA WHIP	IP WLS BF H R ER SO BB IBB HBP BLK WP HR S P ERA WHIP	IP WLS BF H R ER SO BB IBB HBP BLK WP HR S P ERA WHIP	IP WLS BF H R ER SO BB IBB HBP BLK WP HR S P ERA WHIP	IP WLS BF H R ER SO BB IBB HBP BLK WP HR S P ERA WHIP	IP WLS BF H R ER SO BB IBB HBP BLK WP HR S P ERA WHIP	IP WLS BF H R ER SO BB IBB HBP BLK WP HR S P ERA WHIP	IP WLS BF H R ER SO BB IBB HBP BLK WP HR S P ERA WHIP	IP WLS BF H R ER SO BB IBB HBP BLK WP HR S P ERA WHIP	IP WLS BF H R ER SO BB IBB HBP BLK WP HR S P ERA WHIP	IP WLS BF H R ER SO BB IBB HBP BLK WP HR S P ERA WHIP	IP WLS BF H R ER SO BB IBB HBP BLK WP HR S P ERA WHIP	IP WLS BF H R ER SO BB IBB HBP BLK WP HR S P ERA WHIP	IP WLS BF H R ER SO BB IBB HBP BLK WP HR S P ERA WHIP	IP WLS BF H R ER SO BB IBB HBP BLK WP HR S P ERA WHIP	IP WLS BF H R ER SO BB IBB HBP BLK WP HR S P ERA WHIP

New York Mets @ Philadelphia Phillies
Veterans Stadium, Philadelphia, PA
Sun Apr 10 1988, 3:33 AM EDT
Att: 51,781 - Sunny - 60 F

AB 35
R 4
H 9
RBI 4
BB 5
SO 6
LOB 19



Batter	1	2	3	4	5	6	7	8	9	AB	R	H	RBI	BB	SO	LOB	BOTTOM						
Juan Samuel, R OBP: 0.360, SLG: 0.435	1-1 5-3		0-2 E1 1B		0-0 6-3		1-0 L8		1-1 4-3	5	0	1	0	0	0	1							
Milt Thompson, L OBP: 0.400, SLG: 0.353 Bill Almon, R	3-2 1-3		4-2 G6-4-3 BB		4-2 S BB		2-2 WP 1B		1-3 K	2	0	1	0	2	0	0							
Phil Bradley, R OBP: 0.217, SLG: 0.250	3-2 5-3		0-0 G6-4-3		1-2 5-3		4-2 BB		1-1 6-3	4	0	0	0	1	0	5							
Mike Schmidt, R OBP: 0.435, SLG: 0.722		2-0 5-3		4-2 BB 1B BB		0-1 5-3		0-1 F7		3	1	0	0	1	0	3							
Von Hayes, L OBP: 0.409, SLG: 0.500		2-2 L6		1-1 F9		2-1 6-3 1B 2B		0-0 1-3		4	1	1	0	0	0	3							
Lance Parrish, R OBP: 0.550, SLG: 1.000		4-2 BLK BB		4-0 E 1B BB		1-1 6-3		1-0 6-3		2	0	0	0	2	0	1							
Chris James, R OBP: 0.143, SLG: 0.143		3-1 G3		2-3 K		2-2 4-3 1B		3-1 6-3		4	0	1	1	0	1	3							
Steve Jeltz, S OBP: 0.500, SLG: 0.615 Mike Young, S Luis Aquayo, R			2-2 SH1-4 E 1B		3-2 E4 1B		3-2 4-3 1B		0-0 G3	3	1	2	1	0	0	1							
Shane Rawley, R OBP: 0.333, SLG: 0.333 Mike Maddux, L Greg Gross, L Bob Dernier, R			0-0 SH1-4		1-3 K		0-3 K		4-2 4-3 BLK BB	2	0	0	0	0	2	3							
Inning Stats	R: 0 E: 0 K: 0 S: 9	H: 0 LOB: 0 BB: 0 P: 16	R: 0 E: 0 K: 0 S: 10	H: 0 LOB: 1 BB: 1 P: 21	R: 1 E: 1 K: 0 S: 11	H: 2 LOB: 1 BB: 1 P: 17	R: 1 E: 1 K: 2 S: 16	H: 1 LOB: 2 BB: 2 P: 31	R: 0 E: 0 K: 0 S: 10	H: 0 LOB: 1 BB: 1 P: 14	R: 1 E: 0 K: 1 S: 15	H: 2 LOB: 1 BB: 0 P: 22	R: 0 E: 0 K: 0 S: 10	H: 1 LOB: 2 BB: 1 P: 17	R: 0 E: 0 K: 0 S: 4	H: 0 LOB: 0 BB: 0 P: 8	R: 0 E: 0 K: 1 S: 9	H: 0 LOB: 2 BB: 1 P: 16	1B: 5 2B: 1 3B: 0 HR: 0	SF: 0 SAC: 1 DP: 1 HBP: 0	WP: 1 PB: 0 SB: 1 CS: 0	PA: 39	
PITCHER	IP WLS BF H R ER SO BB IBB HBP BLK WP HR S P ERA WHIP	IP WLS BF H R ER SO BB IBB HBP BLK WP HR S P ERA WHIP	IP WLS BF H R ER SO BB IBB HBP BLK WP HR S P ERA WHIP	IP WLS BF H R ER SO BB IBB HBP BLK WP HR S P ERA WHIP	IP WLS BF H R ER SO BB IBB HBP BLK WP HR S P ERA WHIP	IP WLS BF H R ER SO BB IBB HBP BLK WP HR S P ERA WHIP	IP WLS BF H R ER SO BB IBB HBP BLK WP HR S P ERA WHIP	IP WLS BF H R ER SO BB IBB HBP BLK WP HR S P ERA WHIP	IP WLS BF H R ER SO BB IBB HBP BLK WP HR S P ERA WHIP	IP WLS BF H R ER SO BB IBB HBP BLK WP HR S P ERA WHIP	IP WLS BF H R ER SO BB IBB HBP BLK WP HR S P ERA WHIP	IP WLS BF H R ER SO BB IBB HBP BLK WP HR S P ERA WHIP	IP WLS BF H R ER SO BB IBB HBP BLK WP HR S P ERA WHIP	IP WLS BF H R ER SO BB IBB HBP BLK WP HR S P ERA WHIP	IP WLS BF H R ER SO BB IBB HBP BLK WP HR S P ERA WHIP	IP WLS BF H R ER SO BB IBB HBP BLK WP HR S P ERA WHIP	IP WLS BF H R ER SO BB IBB HBP BLK WP HR S P ERA WHIP	IP WLS BF H R ER SO BB IBB HBP BLK WP HR S P ERA WHIP	IP WLS BF H R ER SO BB IBB HBP BLK WP HR S P ERA WHIP	IP WLS BF H R ER SO BB IBB HBP BLK WP HR S P ERA WHIP	IP WLS BF H R ER SO BB IBB HBP BLK WP HR S P ERA WHIP	IP WLS BF H R ER SO BB IBB HBP BLK WP HR S P ERA WHIP	IP WLS BF H R ER SO BB IBB HBP BLK WP HR S P ERA WHIP

New York Mets @ Philadelphia Phillies
Veterans Stadium, Philadelphia, PA
Sun Apr 10 1988, 3:33 AM EDT
Att: 51,781 - Sunny - 60 F

AB 31
R 3
H 6
RBI 2
BB 7
SO 4
LOB 22



Batter	1	2	3	4	5	6	7	8	9	AB	R	H	RBI	BB	SO	LOB	TOP																
Juan Samuel, R OBP: 0.353, SLG: 0.406 (1, 4)	F2		6-3			4-3		BB 1B		4	0	1	0	0	0	0	Philadelphia Phillies @ Pittsburgh Pirates Three Rivers Stadium, Pittsburgh, PA Wed Apr 13 1988, 7:05 PM EDT Att: 9,825 - Unknown - 63 F																
Milt Thompson, L OBP: 0.414, SLG: 0.360 (1, 8)	F7		4-3			FC4-6 1B		BB 1B		4	0	2	0	0	0	0																	
Phil Bradley, R OBP: 0.290, SLG: 0.296 Kent Tekulve, R (8, 1)	1B				F7	FC4-6 1-2		BB		3	0	1	0	1	0	1																	
Mike Schmidt, R OBP: 0.387, SLG: 0.615 (1, 5)	F8				L5			L6		4	0	0	0	0	1	4																	
Von Hayes, L OBP: 0.433, SLG: 0.462 (1, 3)		4-3 1B			F7			FC6-4 BB		3	0	1	0	1	0	0																	
Lance Parrish, R OBP: 0.425, SLG: 0.667 (1, 2)		6-3			F5			FC6-4 1-2		4	0	0	0	0	0	2																	
Mike Young, S (1, 9)		4-3			K			G3		4	0	0	0	0	2	2																	
Steve Jeltz, S OBP: 0.429, SLG: 0.500 Wally Ritchie, L (5, 1) Greg Gross, L (8, 7)		G3			F8			F5		2	0	0	0	0	0	1																	
Bruce Ruffin, S OBP: 0.250, SLG: 0.250 Todd Frohwirth, R (5, 1) Luis Aquayo, R OBP: 0.250, SLG: 0.250 (5, 6)				K2-3		F5		P6		1	0	0	0	0	1	0																	
										0	0	0	0	0	0	0																	
										2	0	0	0	0	0	0																	
Inning Stats	R: 0 E: 0 K: 0 S: 7	H: 1 LOB: 1 BB: 0 P: 9	R: 0 E: 0 K: 0 S: 6	H: 1 LOB: 1 BB: 0 P: 13	R: 0 E: 0 K: 1 S: 13	H: 0 LOB: 0 BB: 0 P: 18	R: 0 E: 0 K: 0 S: 10	H: 0 LOB: 0 BB: 0 P: 15	R: 0 E: 0 K: 1 S: 8	H: 1 LOB: 1 BB: 0 P: 12	R: 0 E: 0 K: 0 S: 10	H: 0 LOB: 1 BB: 0 P: 16	R: 0 E: 0 K: 0 S: 11	H: 0 LOB: 1 BB: 1 P: 18	R: 0 E: 0 K: 1 S: 12	H: 2 LOB: 3 BB: 1 P: 23	R: 0 E: 0 K: 1 S: 6	H: 0 LOB: 0 BB: 0 P: 8	1B: 5 2B: 0 3B: 0 HR: 0	SF: 0 SAC: 0 DP: 0 HBP: 0	WP: 0 PB: 0 SB: 1 CS: 0	PA: 34											
PITCHER	IP WLS BF H R ER SO BB IBB HBP BLK WP HR S P ERA WHIP																																
Brian Fisher, R ERA: 2.13 Jim Gott, R ERA: 3.0	(1, 1) (8, 1)	7.2 1.1	W 4	30 0	5 0	0 0	2 2	2 0	0 0	0 0	0 0	0 0	0 0	74 9	120 12	0.00 0.00	0.913 0.000																

Batter	1	2	3	4	5	6	7	8	9	AB	R	H	RBI	BB	SO	LOB	BOTTOM																	
John Cangelosi, S OBP: 0.375, SLG: 0.167 (1, 7)	E6	FC5-4		4-3				K		4	1	0	0	1	1	1	Philadelphia Phillies @ Pittsburgh Pirates Three Rivers Stadium, Pittsburgh, PA Wed Apr 13 1988, 7:05 PM EDT Att: 9,825 - Unknown - 63 F																	
Jose Lind, R OBP: 0.229, SLG: 0.265 (1, 4)	E3					1B		BB		4	3	3	1	1	0	1																		
Andy Van Slyke, L OBP: 0.242, SLG: 0.333 (1, 8)	G4-6-3					BB		1B		4	0	2	1	1	1	2																		
Bobby Bonilla, S OBP: 0.364, SLG: 0.700 (1, 5)	6-3					BB		3B		4	0	0	2	0	0	5																		
Darnell Coles, R OBP: 0.435, SLG: 0.667 (1, 9)						BB		1B		3	1	1	0	2	1	1																		
Randy Milligan, R OBP: 0.333, SLG: 0.200 Sid Bream, L OBP: 0.381, SLG: 0.650 (5, 6)						BB		1B		2	0	1	0	0	0	1																		
Michael LaValliere, L OBP: 0.444, SLG: 0.400 (1, 2)						BB		2B		2	0	1	0	0	0	2																		
Michael LaValliere, L OBP: 0.444, SLG: 0.400 (1, 2)						BB		2B		4	2	2	1	0	0	3																		
Al Pedrique, R OBP: 0.154, SLG: 0.083 (1, 6)						BB		1B		3	0	0	0	1	0	2																		
Brian Fisher, R Jim Gott, R (8, 1)						BB		1B		3	0	0	0	0	1	2																		
						BB		1B		0	0	0	0	0	0	0																		
Inning Stats	R: 1 E: 2 K: 0 S: 9	H: 0 LOB: 0 BB: 0 P: 14	R: 2 E: 1 K: 0 S: 12	H: 2 LOB: 1 BB: 0 P: 22	R: 1 E: 1 K: 1 S: 15	H: 2 LOB: 2 BB: 1 P: 26	R: 0 E: 0 K: 0 S: 5	H: 0 LOB: 0 BB: 0 P: 9	R: 1 E: 0 K: 0 S: 10	H: 1 LOB: 1 BB: 2 P: 21	R: 1 E: 0 K: 0 S: 20	H: 2 LOB: 3 BB: 2 P: 39	R: 0 E: 0 K: 2 S: 11	H: 1 LOB: 2 BB: 1 P: 20	R: 1 E: 0 K: 1 S: 11	H: 2 LOB: 1 BB: 0 P: 15	1B: 5 2B: 4 3B: 1 HR: 0	SF: 1 SAC: 1 DP: 1 HBP: 0	WP: 0 PB: 0 SB: 0 CS: 1	PA: 42														
PITCHER	IP WLS BF H R ER SO BB IBB HBP BLK WP HR S P ERA WHIP																																	
Bruce Ruffin, L ERA: 2.77 Todd Frohwirth, R ERA: 6.23 Wally Ritchie, L ERA: 3.38 Kent Tekulve, R ERA: 2.25	(1, 1) (5, 1) (5, 1) (8, 1)	4.0 0.1 2.2 1.0	L 2	21 0	5 0	3 0	1 0	0 0	0 0	0 0	0 0	0 0	0 0	0 0	44 2	6 65	6.75 3.38	1.750 1.875																

Batter	1	2	3	4	5	6	7	8	9	AB	R	H	RBI	BB	SO	LOB	TOP				
Juan Samuel, R (1,4) OBP: 0.308, SLG: 0.351	1-3 K		0-3 K	1-0 6-3			0-0 FC6-4 BB S		2-3 K	5	0	0	0	0	3	1					
Milt Thompson, L (1,8) OBP: 0.471, SLG: 0.414	0-0 G3 1B		1-0 E1 WP 6-3 1B		0-0 G3		4-1 BB 1-2 BB		1-1 BB 1B	4	1	3	0	1	0	0					
Phil Bradley, R (1,7) OBP: 0.314, SLG: 0.276	0-0 G3		4-1 WP 1B BB		1-1 4-3		4-0 BB		4-1 FC6-4 BB 1B	2	1	0	0	2	0	1					
Jeff Calhoun, L (7,1)										0	0	0	0	0	0	0					
Todd Frohwrth, R (8,1)										0	0	0	0	0	0	0					
Lance Parrish, R (9,PH) OBP: 0.448, SLG: 0.667	1-2						1-2 2-3 BB		1-2 BB 1B	0	0	0	0	1	0	0					
Bob Dernier, R (9,PH)										0	0	0	0	0	0	0					
Mike Schmidt, R (1,5) OBP: 0.333, SLG: 0.516	1-0 L7		3-2 6-3		2-1 F9		1-0 P3		0-0 FC6-4	5	0	0	1	0	0	7					
Von Hayes, L (1,3) OBP: 0.441, SLG: 0.448							3-2 6-3		0-1 F8	3	0	1	1	1	0	3					
Chris James, R (1,9) OBP: 0.207, SLG: 0.179							1-0 1B		1-1 5-3	3	0	1	0	1	1	1					
Darren Daulton, L (1,2) OBP: 0.250, SLG: 0.143							1-0 F5 1B		0-0 F8	3	0	0	0	1	1	3					
Steve Jeltz, S (1,6) OBP: 0.360, SLG: 0.409							3-2 5-3		0-3 K	4	0	0	0	0	2	3					
Don Carman, L (1,1)							0-0 6-3		0-1 6-3	1	0	0	0	0	0	2					
Mike Maddux, L (3,1)										1	0	0	0	0	0	0					
Greg Gross, L (7,PH) OBP: 0.250, SLG: 0.143										2	0	1	0	0	0	0					
Inning Stats	R: 0 H: 1 E: 0 K: 1 S: 6	L: 1 LOB: 1 BB: 0 P: 8	R: 0 H: 0 E: 0 K: 2 S: 15	L: 0 LOB: 2 BB: 2 P: 26	R: 2 H: 2 E: 1 K: 2 S: 18	L: 2 LOB: 2 BB: 2 P: 33	R: 0 H: 0 E: 0 K: 0 S: 4	L: 0 LOB: 0 BB: 0 P: 6	R: 0 H: 1 E: 0 K: 0 S: 5	L: 1 LOB: 1 BB: 0 P: 16	R: 0 H: 1 E: 0 K: 0 S: 8	L: 1 LOB: 3 BB: 2 P: 19	R: 0 H: 0 E: 0 K: 1 S: 6	L: 0 LOB: 0 BB: 0 P: 7	R: 0 H: 1 E: 0 K: 1 S: 10	L: 1 LOB: 2 BB: 1 P: 17	1B: 6 2B: 0 3B: 0 HR: 0	SF: 0 SAC: 0 DP: 0 HBP: 0	WP: 1 PB: 0 SB: 1 CS: 0	PA: 40	
PITCHER	IP	WLS	BF	H	R	ER	SO	BB	IBB	HBP	BLK	WP	HR	S	P	ERA	WHIP				
Bob Walk, R (1,1) ERA: 2.19	6.0	W	26	4	2	2	5	4	0	0	1	1	0	56	97	3.00	1.333				
Jeff Robinson, R (7,1) ERA: 1.42	3.0	S	14	2	0	0	2	3	0	0	0	0	0	24	43	0.00	1.667				

Philadelphia Phillies @ Pittsburgh Pirates
Three Rivers Stadium, Pittsburgh, PA
Thu Apr 14 1988, 7:05 PM EDT
Att. 6,222 - Unknown - 47 F

AB	33
R	2
H	6
RBI	2
BB	7
SO	7
LOB	21



Batter	1	2	3	4	5	6	7	8	9	AB	R	H	RBI	BB	SO	LOB	BOTTOM				
Barry Bonds, L (1,7) OBP: 0.428, SLG: 0.971	3-2 HR		1-1 6-3		0-0 F8		2-1 HR		1-0 P6	5	2	2	2	0	0	3					
Jose Lind, R (1,4) OBP: 0.231, SLG: 0.263	0-2 BB 1B		3-2 6-3		1-0 1-3		2-1 F8			4	0	1	0	0	0	0					
Andy Van Slyke, L (1,8) OBP: 0.270, SLG: 0.333	4-0 1-2 BB		0-0 2B BB 1B		2-3 K		0-0 G3			3	1	1	0	1	1	0					
Bobby Bonilla, S (1,5) OBP: 0.351, SLG: 0.676	1-0 L9		1-2 BB 2B		3-3 K		3-3 K			4	0	1	0	0	2	2					
Darnell Coles, R (1,9) OBP: 0.407, SLG: 0.571	1-2 F7		4-0 BB IBB		0-3 K				2-2 F9	3	0	0	0	1	1	2					
Dave Hostetter, R (1,3) OBP: 0.435, SLG: 0.773	1-3 K		2-3 K				1-0 1B 2B		2-1 BB 2B	2	0	0	0	0	2	5					
Sid Bream, L (6,PH) OBP: 0.435, SLG: 0.773										2	0	2	0	0	0	0					
Junior Ortiz, R (1,2) OBP: 0.500, SLG: 1.000							3-1 SAFE		4-0 BB IBB	2	1	2	2	1	0	0					
Michael LaValliere, L (8,PH) OBP: 0.464, SLG: 0.400							2-3 1B			0	0	0	0	1	0	0					
Al Pedrique, R (1,6) OBP: 0.133, SLG: 0.071							2-3 K		0-1 P5	4	0	0	0	0	2	6					
Bob Walk, R (1,1)										2	0	0	0	0	0	0					
R.J. Reynolds, S (6,PH) OBP: 0.357, SLG: 0.182										1	0	0	0	0	1	1					
Jeff Robinson, R (7,1)										0	0	0	0	1	0	0					
Inning Stats	R: 1 H: 2 E: 0 K: 1 S: 14	L: 2 LOB: 1 BB: 1 P: 24	R: 1 H: 1 E: 0 K: 0 S: 9	L: 1 LOB: 0 BB: 0 P: 15	R: 1 H: 2 E: 0 K: 2 S: 16	L: 2 LOB: 2 BB: 2 P: 30	R: 0 H: 0 E: 0 K: 0 S: 4	L: 0 LOB: 0 BB: 0 P: 7	R: 0 H: 2 E: 0 K: 2 S: 9	L: 1 LOB: 1 BB: 0 P: 17	R: 1 H: 1 E: 0 K: 1 S: 8	L: 1 LOB: 0 BB: 0 P: 15	R: 0 H: 1 E: 0 K: 0 S: 10	L: 0 LOB: 3 BB: 2 P: 23	1B: 3 2B: 3 3B: 0 HR: 3	SF: 0 SAC: 0 DP: 0 HBP: 0	WP: 0 PB: 0 SB: 0 CS: 0	PA: 37			
PITCHER	IP	WLS	BF	H	R	ER	SO	BB	IBB	HBP	BLK	WP	HR	S	P	ERA	WHIP				
Don Carman, L (1,1) ERA: 3.86	2.2	L	16	5	3	3	2	2	1	0	0	0	0	26	66	10.12	2.625				
Mike Maddux, R (3,1) ERA	3.1		11	2	0	0	6	0	0	0	0	0	0	26	42	0.00	0.600				
Jeff Calhoun, L (7,1) ERA: 15.43	1.1		6	2	1	1	1	0	0	0	0	0	1	13	24	6.75	1.500				
Todd Frohwrth, R (8,1) ERA: 5.4	0.2		4	0	0	0	0	1	1	0	0	0	0	5	14	0.00	1.500				

Philadelphia Phillies @ Pittsburgh Pirates
Three Rivers Stadium, Pittsburgh, PA
Thu Apr 14 1988, 7:05 PM EDT
Att. 6,222 - Unknown - 47 F

AB	32
R	4
H	9
RBI	4
BB	5
SO	9
LOB	19




Batter	1	2	3	4	5	6	7	8	9	10	AB	R	H	RBI	BB	SO	LOB	TOP	
Juan Samuel, R OBP: 0.292, SLG: 0.356 (1, 4)	5-3		4-3			L4		G3			4	0	0	0	0	0	0		
Milt Thompson, L OBP: 0.442, SLG: 0.405 (1, 8)	6-3		G3			K		K			4	0	0	0	0	2	0		
Phil Bradley, R OBP: 0.341, SLG: 0.297 (1, 7)	1B			K		5-3			G6-4-3 1B		4	0	2	0	0	1	0		
Mike Schmidt, R OBP: 0.289, SLG: 0.425 (1, 5)	F9			K				6-3		G6-4-3 1-2 1B	4	0	0	0	0	1	2		
Lance Parrish, R OBP: 0.405, SLG: 0.643 (1, 2)	HR			F3				1B BB		5-3	3	1	1	1	1	0	0		
Greg Gross, L OBP: 0.231, SLG: 0.167 (10, 9)	6-3					4-3		1-2 FC6-5 1B		1-5-3	4	0	1	0	0	0	0		
Chris James, R OBP: 0.243, SLG: 0.229 Kent Tekulve, R (10, 1)	K					5-3		F7		F2	4	0	0	0	0	1	2		
Luis Aguayo, R OBP: 0.286, SLG: 0.429 Steve Jeltz, S OBP: 0.333, SLG: 0.346 (8, 6)	5-3							FC6-5 1-2		6-3	3	0	1	0	0	0	2		
Kevin Gross, R OBP: 0.167, SLG: 0.167 Von Hayes, L OBP: 0.385, SLG: 0.382 (10, 3)			1-4-3			K		G3			3	0	0	0	0	1	1		
											0	0	0	0	0	0	0		
Inning Stats	R: 0 E: 0 K: 1 S: 14	H: 1 LOB: 1 BB: 0 P: 19	R: 1 E: 0 K: 1 S: 11	H: 1 LOB: 0 BB: 0 P: 15	R: 0 E: 0 K: 0 S: 9	H: 0 LOB: 0 BB: 0 P: 14	R: 0 E: 0 K: 2 S: 9	H: 0 LOB: 0 BB: 0 P: 11	R: 0 E: 0 K: 1 S: 12	H: 1 LOB: 2 BB: 1 P: 20	R: 0 E: 0 K: 1 S: 5	H: 0 LOB: 0 BB: 0 P: 7	R: 0 E: 0 K: 0 S: 5	H: 1 LOB: 0 BB: 0 P: 5	R: 0 E: 0 K: 0 S: 6	H: 0 LOB: 0 BB: 0 P: 9	1B: 3 2B: 1 3B: 0 HR: 1	SF: 0 SAC: 0 DP: 1 HBP: 0	WP: 0 PA: 35
PITCHER	IP WLS BF H R ER SO BB IBB HBP BLK WP HR S P ERA WHIP																		
Bryn Smith, R ERA: 3.46 Jeff Parrett, R ERA: 1.17 Tim Burke, R ERA: 4.76	(1, 1) (8, 1) (9, 1)	7.0 1.0 2.0	WLS 3 W	BF 26 6	H 4 1	R 1 0	ER 1 0	SO 5 0	BB 1 0	IBB 0 0	HBP 0 0	BLK 0 0	WP 0 0	HR 1 0	S 72 5 11	P 105 7 14	ERA 1.29 0.00 0.00	WHIP 0.714 0.000 0.500	

Philadelphia Phillies @ Montreal Expos
Olympic Stadium, Montreal, QB
Sat. Apr 16 1988, 7:05 PM EDT
Att. 13,664 - Dome - 62 F

livebaseballscorecards.com

AB 34
R 1
H 5
RBI 1
BB 1
SO 6
LOB 7




Batter	1	2	3	4	5	6	7	8	9	10	AB	R	H	RBI	BB	SO	LOB	BOTTOM	
Tim Raines, S OBP: 0.326, SLG: 0.452 (1, 7)	K		1B			S BB		F8			3	0	1	0	1	1	0		
Mitch Webster, S OBP: 0.455, SLG: 0.500 (1, 9)	F7		K			G4-3 BB					3	0	0	0	1	2	1		
Herm Winningham, L OBP: 0.444, SLG: 0.444 (1, 8)	5-3			CS 1B		G4-3 1-2					4	0	1	0	0	1	2		
Tim Wallach, R OBP: 0.233, SLG: 0.300 (1, 5)		K		F2 1-2				L4			4	0	0	0	0	2	1		
Andres Galaraga, R OBP: 0.333, SLG: 0.447 (1, 3)	E5 BB			6-3				6-3		1B 2B	4	1	1	0	0	0	0		
Jeff Reed, L OBP: 0.423, SLG: 0.333 (1, 2)	G4-6-3 BB							F8		1B	3	0	1	0	1	1	0		
Luis Rivera, R OBP: 0.222, SLG: 0.314 (1, 6)	G4-6-3 1-2					4-3		F6		F6	4	0	0	0	0	4			
Casey Candaele, S OBP: 0.258, SLG: 0.185 Tom Foley, L OBP: 0.167, SLG: 0.167 (8, PH) (9, 4)			K			L9		G3			2	0	0	0	0	1	0		
Bryn Smith, R Jeff Parrett, R Graig Nettles, L Tim Burke, R (1, 1) (8, 1) (8, PH) (9, 1)			K			4-3		HR			2	0	0	0	0	1	0		
											0	0	0	0	0	0	0		
											1	1	1	1	0	0	0		
											0	0	0	0	0	0	0		
Inning Stats	R: 0 E: 0 K: 1 S: 8	H: 0 LOB: 0 BB: 0 P: 12	R: 0 E: 1 K: 1 S: 9	H: 0 LOB: 1 BB: 1 P: 16	R: 0 E: 0 K: 0 S: 9	H: 1 LOB: 0 BB: 0 P: 15	R: 0 E: 0 K: 0 S: 9	H: 0 LOB: 0 BB: 0 P: 13	R: 0 E: 0 K: 0 S: 7	H: 0 LOB: 0 BB: 0 P: 9	R: 1 E: 0 K: 0 S: 7	H: 1 LOB: 0 BB: 0 P: 13	R: 0 E: 0 K: 3 S: 12	H: 0 LOB: 0 BB: 0 P: 19	R: 1 E: 0 K: 0 S: 9	H: 3 LOB: 2 BB: 0 P: 11	1B: 4 2B: 1 3B: 0 HR: 1	SF: 0 SAC: 0 DP: 2 HBP: 0	WP: 0 PA: 35
PITCHER	IP WLS BF H R ER SO BB IBB HBP BLK WP HR S P ERA WHIP																		
Kevin Gross, R ERA: 1.23 Kent Tekulve, R ERA: 4.15	(1, 1) (10, 1)	9.0 0.1	WLS L	BF 31 4	H 3 3	R 1 1	ER 1 0	SO 9 0	BB 3 0	IBB 0 0	HBP 0 0	BLK 0 0	WP 0 0	HR 1 0	S 76 9	P 132 11	ERA 1.00 27.00	WHIP 0.667 9.000	

Philadelphia Phillies @ Montreal Expos
Olympic Stadium, Montreal, QB
Sat. Apr 16 1988, 7:05 PM EDT
Att. 13,664 - Dome - 62 F

livebaseballscorecards.com

AB 32
R 2
H 6
RBI 2
BB 3
SO 9
LOB 8



Batter	1	2	3	4	5	6	7	8	9	AB	R	H	RBI	BB	SO	LOB	TOP					
Tim Raines, S OBP: 0.362, SLG: 0.441	1-3 K		4-0 BB			2-2 S		1-3 K		3	0	1	0	1	2	0	Montreal Expos @ Philadelphia Phillies Veterans Stadium, Philadelphia, PA Fri Apr 22 1988, 7:05 PM EDT Att: 22,113 - Unknown - 58 F					
Herm Winningham, L OBP: 0.476, SLG: 0.389	1-2 FC5 S		0-0 F8			2-0 B1		3-2 F6		4	0	1	0	0	0	2						
Hubie Brooks, R OBP: 0.276, SLG: 0.466	2-0 F7			1-0 S		2-3 K		0-1 F9		4	0	1	0	0	1	2						
Tim Wallach, R OBP: 0.262, SLG: 0.355	0-0 FC5			2-2 5-3		3-3 K2-3		2-2 1B		4	0	1	0	0	1	3						
Andres Galarraga, R OBP: 0.391, SLG: 0.600	1-3 K			0-1 1-3		0-3 K		1-2 1B		4	0	1	0	0	2	1						
Jeff Reed, L OBP: 0.452, SLG: 0.344	1-3 K			2-0 6-3		3-1 1B		2-3 K		3	0	1	0	0	1	1						
Graig Nettles, L OBP: 0.333, SLG: 1.333										1	0	0	0	0	1	2						
Luis Rivera, R OBP: 0.231, SLG: 0.300	1-3 K			1-3 K		2-0 F8		1-0 G3		2	0	0	0	0	2	0						
Tom Foley, L OBP: 0.182, SLG: 0.182										2	0	0	0	0	0	3						
Casey Candaele, S OBP: 0.277, SLG: 0.262			1-3 K		1-0 G3		1-1 6-3			3	0	0	0	0	1	1						
Pascual Perez, R OBP: 0.404, SLG: 0.426			0-0 F9		0-3 K		1-1 B5			2	0	0	0	0	1	0						
Mitch Webster, S OBP: 0.404, SLG: 0.426										1	0	0	0	0	0	0						
Jeff Parrett, R OBP: 0.333, SLG: 1.333										0	0	0	0	0	0	0						
Inning Stats	R: 0 E: 0 K: 1 S: 11	H: 1 LOB: 1 BB: 0 P: 15	R: 0 E: 0 K: 3 S: 10	H: 0 LOB: 0 BB: 0 P: 13	R: 0 E: 0 K: 1 S: 5	H: 0 LOB: 1 BB: 1 P: 10	R: 0 E: 0 K: 0 S: 8	H: 1 LOB: 1 BB: 0 P: 13	R: 0 E: 0 K: 2 S: 7	H: 0 LOB: 0 BB: 0 P: 9	R: 0 E: 0 K: 1 S: 10	H: 1 LOB: 1 BB: 0 P: 19	R: 0 E: 0 K: 1 S: 9	H: 1 LOB: 1 BB: 0 P: 15	R: 0 E: 0 K: 1 S: 11	H: 0 LOB: 0 BB: 0 P: 16	R: 0 E: 0 K: 1 S: 14	H: 2 LOB: 2 BB: 0 P: 20	1B: 6 2B: 0 3B: 0 HR: 0	SF: 0 SAC: 0 DP: 0 HBP: 0	WP: 0 PB: 0 SB: 4 CS: 0	PA: 34
PITCHER Kevin Gross, R ERA: 0.87	IP: 9.0 WLS: W BF: 34 H: 6 R: 0 ER: 0 SO: 12 BB: 1 IBB: 0 HBP: 0 BLK: 0 WP: 0 HR: 0 S: 85 P: 130 ERA: 0.00 WHIP: 0.778															PITCHER	IP: 9.0 WLS: W BF: 34 H: 6 R: 0 ER: 0 SO: 12 BB: 1 IBB: 0 HBP: 0 BLK: 0 WP: 0 HR: 0 S: 85 P: 130 ERA: 0.00 WHIP: 0.778					

AB	33
R	0
H	6
RBI	0
BB	1
SO	12
LOB	15



Batter	1	2	3	4	5	6	7	8	9	AB	R	H	RBI	BB	SO	LOB	BOTTOM			
Milt Thompson, L OBP: 0.403, SLG: 0.352	0-0 B1-3		1-3 K		1-1 BB	0-0 FC1-2		0-3 K		5	0	2	0	0	2	1	Montreal Expos @ Philadelphia Phillies Veterans Stadium, Philadelphia, PA Fri Apr 22 1988, 7:05 PM EDT Att: 22,113 - Unknown - 58 F			
Phil Bradley, R OBP: 0.335, SLG: 0.316	4-1 S		1-0 S		0-0 FC1-2	2-2 4-3				3	0	2	0	1	0	2				
Juan Samuel, R OBP: 0.329, SLG: 0.323	0-1 F8		3-2 6-3		4-2 FC1-2		1-1 F8			3	0	0	0	1	0	2				
Mike Schmidt, R OBP: 0.288, SLG: 0.407	3-3 K			1-0 E6	1-2 FC1-2		1-1 6-3			4	0	0	0	0	1	4				
Von Hayes, L OBP: 0.383, SLG: 0.434		2-1 PB		1-3 K	2-3 K		0-2 6-3			4	1	1	0	0	2	4				
Lance Parrish, R OBP: 0.345, SLG: 0.571		0-1 6-3		1-2 E3	0-0 F8			0-0 HR		4	1	1	1	0	0	5				
Greg Gross, L OBP: 0.182, SLG: 0.143		2-1 E6		0-2 FC1-2-5		1-1 F7		0-1 6-3		4	0	0	0	0	0	2				
Steve Jeltz, S OBP: 0.340, SLG: 0.325		3-H G4-6-3		1-3 FC1-2-5		1-2 4-3		1-1 4-3		3	0	0	0	1	0	1				
Kevin Gross, R OBP: 0.300, SLG: 0.222			2-3 K	1-2 1-3		0-1 1B		4-1 BB		3	0	1	0	1	1	3				
Inning Stats	R: 0 E: 0 K: 1 S: 8	H: 0 LOB: 1 BB: 1 P: 15	R: 1 E: 1 K: 0 S: 8	H: 1 LOB: 0 BB: 0 P: 13	R: 0 E: 0 K: 2 S: 14	H: 1 LOB: 1 BB: 0 P: 19	R: 0 E: 0 K: 1 S: 13	H: 0 LOB: 3 BB: 1 P: 21	R: 0 E: 0 K: 0 S: 13	H: 2 LOB: 3 BB: 1 P: 21	R: 0 E: 0 K: 0 S: 13	H: 2 LOB: 2 BB: 0 P: 17	R: 0 E: 0 K: 0 S: 8	H: 0 LOB: 0 BB: 0 P: 10	R: 1 E: 0 K: 1 S: 9	H: 1 LOB: 1 BB: 1 P: 14		1B: 5 2B: 1 3B: 0 HR: 1	SF: 0 SAC: 0 DP: 1 HBP: 0	WP: 0 PB: 1 SB: 2 CS: 0
PITCHER Pascual Perez, R ERA: 2.17	IP: 7.0 WLS: L BF: 32 H: 6 R: 1 ER: 1 SO: 5 BB: 2 IBB: 1 HBP: 0 BLK: 0 WP: 0 HR: 0 S: 77 P: 116 ERA: 1.29 WHIP: 1.143															PITCHER Jeff Parrett, R ERA: 1.86	IP: 1.0 WLS: 5 BF: 1 H: 1 R: 1 ER: 1 SO: 1 BB: 0 IBB: 0 HBP: 0 BLK: 0 WP: 0 HR: 1 S: 9 P: 14 ERA: 9.00 WHIP: 2.000			

AB	33
R	2
H	7
RBI	1
BB	4
SO	6
LOB	24



Batter	1	2	3	4	5	6	7	8	9	AB	R	H	RBI	BB	SO	LOB	TOP
Tim Raines, S OBP: 0.347, SLG: 0.419 (1, 7)	F9		F7		G5-3					3	0	0	0	0	0	0	Montreal Expos @ Philadelphia Phillies Veterans Stadium, Philadelphia, PA Sat Apr 23 1988, 7:05 PM EDT Att: 23,394 - Unknown livebaseballscorecards.com
Mitch Webster, S OBP: 0.417, SLG: 0.440 (1, 8)	CS 1B		CS 1B			L7				3	0	2	0	0	0	0	
Hubie Brooks, R OBP: 0.282, SLG: 0.443 (1, 9)	L7		L8			F7				3	0	0	0	0	0	2	
Tim Wallach, R OBP: 0.265, SLG: 0.369 (1, 5)				G4-3		G6-3				3	1	1	0	0	0	0	
Andres Galarraga, R OBP: 0.418, SLG: 0.683 (1, 3)		2B								3	2	3	2	0	0	0	
Mike Fitzgerald, R OBP: 0.335, SLG: 0.368 (1, 2)	SH1		SH1							2	0	1	0	0	0	0	
Luis Rivera, R OBP: 0.236, SLG: 0.302 (1, 6)	FC3-6 1B		L5							3	0	1	1	0	0	2	
Casey Candaele, S OBP: 0.260, SLG: 0.244 (1, 4)	FC3-6				G6-3					3	0	0	0	0	0	3	
John Dopson, L Andy McGaffigan, R (6, 1)	K				G5-3					2	0	0	0	0	1	1	
										0	0	0	0	0	0	0	
Inning Stats	R: 0 E: 0 K: 0 S: 7	H: 1 LOB: 0 BB: 0 P: 11	R: 2 E: 0 K: 1 S: 14	H: 3 LOB: 1 BB: 0 P: 16	R: 0 E: 0 K: 0 S: 10	H: 1 LOB: 0 BB: 0 P: 12	R: 1 E: 0 K: 0 S: 10	H: 1 LOB: 0 BB: 0 P: 16	R: 0 E: 0 K: 0 S: 7	H: 0 LOB: 0 BB: 0 P: 9	R: 0 E: 0 K: 0 S: 6	H: 0 LOB: 0 BB: 0 P: 9	R: 0 E: 0 K: 0 S: 7	H: 2 LOB: 1 BB: 0 P: 10			
PITCHER Bruce Ruffin, L ERA: 4.68 (1, 1)	IP: 7.0 WLS: 26 BF: 8	H: 8 R: 3 ER: 3 SO: 1	BB: 0 IBB: 0 HBP: 0 BLK: 0	WP: 0 HR: 1 S: 61 P: 83	ERA: 3.86 WHIP: 1.143	PITCHER			IP: 7.0 WLS: 26 BF: 8	H: 8 R: 3 ER: 3 SO: 1	BB: 0 IBB: 0 HBP: 0 BLK: 0	WP: 0 HR: 1 S: 61 P: 83	ERA: 3.86 WHIP: 1.143				

Batter	1	2	3	4	5	6	7	8	9	AB	R	H	RBI	BB	SO	LOB	BOTTOM
Milt Thompson, L OBP: 0.400, SLG: 0.351 (1, 8)	K		5-3 3B 1B		G4-3					3	1	1	0	0	1	0	Montreal Expos @ Philadelphia Phillies Veterans Stadium, Philadelphia, PA Sat Apr 23 1988, 7:05 PM EDT Att: 23,394 - Unknown livebaseballscorecards.com
Phil Bradley, R OBP: 0.343, SLG: 0.300 (1, 7)	K		5-3			L9				3	0	0	0	0	1	2	
Juan Samuel, R OBP: 0.342, SLG: 0.369 (1, 4)	F8		3B			E 1B				3	1	2	2	0	0	0	
Mike Schmidt, R OBP: 0.304, SLG: 0.400 (1, 5)		FC4-6 BB	F7			BB 1B				1	0	0	0	2	0	1	
Von Hayes, L OBP: 0.381, SLG: 0.429 (1, 3)	FC4-6			K		BB 1B				3	0	1	1	0	1	1	
Lance Parrish, R OBP: 0.381, SLG: 0.560 (1, 2)	K			G6-4-3 BB		G4-6-3 BB				1	0	0	0	2	1	1	
Chris James, R OBP: 0.212, SLG: 0.265 (1, 9)	G4-3			G6-4-3		G4-6-3				3	0	0	0	0	0	5	
Steve Jeltz, S OBP: 0.340, SLG: 0.310 (1, 6)			1B 3B BB		G5-3			K		2	1	0	0	1	1	0	
Bruce Ruffin, S OBP: 0.222, SLG: 0.222 (1, 1)			K		G4-3					2	0	0	0	0	1	1	
Keith Miller, S (7, PH)										0	0	0	0	1	0	0	
Inning Stats	R: 0 E: 0 K: 2 S: 10	H: 0 LOB: 0 BB: 0 P: 13	R: 0 E: 0 K: 1 S: 7	H: 0 LOB: 1 BB: 1 P: 13	R: 2 E: 0 K: 1 S: 14	H: 2 LOB: 1 BB: 1 P: 24	R: 0 E: 0 K: 1 S: 5	H: 0 LOB: 0 BB: 1 P: 12	R: 0 E: 0 K: 0 S: 7	H: 0 LOB: 0 BB: 0 P: 8	R: 1 E: 0 K: 0 S: 14	H: 2 LOB: 2 BB: 2 P: 23	R: 0 E: 0 K: 1 S: 5	H: 0 LOB: 1 BB: 1 P: 12			
PITCHER John Dopson, R ERA: 3.6 (1, 1)	IP: 5.0 WLS: 19 BF: 19	H: 2 R: 2 ER: 2 SO: 5	BB: 3 IBB: 0 HBP: 0 BLK: 0	WP: 0 HR: 0 S: 43 P: 70	ERA: 3.60 WHIP: 1.000	PITCHER			IP: 5.0 WLS: 19 BF: 19	H: 2 R: 2 ER: 2 SO: 5	BB: 3 IBB: 0 HBP: 0 BLK: 0	WP: 0 HR: 0 S: 43 P: 70	ERA: 3.60 WHIP: 1.000				
PITCHER Andy McGaffigan, R ERA: 3.77 (6, 1)	IP: 1.1 WLS: 8 BF: 2	H: 1 R: 1 ER: 1 SO: 1	BB: 3 IBB: 0 HBP: 0 BLK: 0	WP: 0 HR: 0 S: 19 P: 35	ERA: 6.75 WHIP: 3.750				IP: 1.1 WLS: 8 BF: 2	H: 1 R: 1 ER: 1 SO: 1	BB: 3 IBB: 0 HBP: 0 BLK: 0	WP: 0 HR: 0 S: 19 P: 35	ERA: 6.75 WHIP: 3.750				

AB	25
R	3
H	8
RBI	3
BB	0
SO	1
LOB	8



Batter	1	2	3	4	5	6	7	8	9	AB	R	H	RBI	BB	SO	LOB	TOP							
Milt Thompson, L (1, 8) OBP: 0.384, SLG: 0.328	4-0 6-3 S 1B BB		1-3 K		2-3 K		2-0 P2		1-0 1B	4	1	1	0	1	2	4	Philadelphia Phillies @ Houston Astros Astrodome, Houston, TX Tue Apr 26 1988, 8:05 PM EDT Att. 13,152 - Dome - 70 F							
Phil Bradley, R (1, 7) OBP: 0.325, SLG: 0.279	1-3 K		2-3 K			3-2 HBP	1-1 P3		3-2 L8	4	0	0	0	0	2	6								
Juan Samuel, R (1, 4) OBP: 0.321, SLG: 0.356	2-2 6-3		0-3 K			3-3 K		0-0 P5		4	0	0	0	0	2	2								
Mike Schmidt, R (1, 5) OBP: 0.286, SLG: 0.368	2-0 1B			3-3 K		0-0 P3		1-3 K		4	0	1	1	0	2	1								
Von Hayes, L (1, 3) OBP: 0.362, SLG: 0.403	3-H 1B			1-2 5-3		2-2 F7		4-1 FC5-4 BB		2	0	0	0	0	0	1								
Greg Gross, L (4, 3) OBP: 0.240, SLG: 0.174	2-0 G3			0-3 K				3-1 FC5-4 1B		1	0	0	0	1	0	1								
Lance Parrish, R (1, 2) OBP: 0.346, SLG: 0.517		0-0 F9			0-3 K		0-1 BB 1B	3-1 FC5-4 1B		4	0	1	0	0	1	1								
Chris James, R (1, 9) OBP: 0.254, SLG: 0.309		0-2 5-3			0-3 K		3-1 BB 1B		4-1 1B BB	3	0	1	0	1	1	0								
Steve Jeltz, S (1, 6) OBP: 0.364, SLG: 0.295		4-0			4-1 BB		4-2 BB		1-3 K	0	0	0	0	3	0	0								
Mike Young, S (9, PH)					4-3 BB		1-2 2-3 BB		1-2 K	1	0	0	0	0	1	1								
Shane Rawley, R (1, 1) OBP: 0.250, SLG: 0.143		2-3 K			1-2 4-3		1-3 K		1-2 P4	2	0	0	0	0	1	2								
Keith Miller, S (7, PH)					1-2 4-3					1	0	0	0	0	1	3								
Greg Harris, S (7, 1) OBP: 1.000, SLG: 1.000					1-2					0	0	0	0	0	0	0								
Darren Daulton, L (9, PH) OBP: 0.182, SLG: 0.100										1	0	0	0	0	0	1								
Inning Stats	R: 1 E: 0 K: 1 S: 9	H: 1 LOB: 1 BB: 1 P: 20	R: 0 E: 0 K: 1 S: 8	H: 0 LOB: 1 BB: 1 P: 14	R: 0 E: 0 K: 3 S: 9	H: 0 LOB: 0 BB: 0 P: 12	R: 0 E: 0 K: 2 S: 11	H: 0 LOB: 0 BB: 0 P: 15	R: 0 E: 0 K: 2 S: 13	H: 0 LOB: 1 BB: 0 P: 19	R: 0 E: 0 K: 1 S: 10	H: 0 LOB: 1 BB: 0 P: 17	R: 0 E: 0 K: 1 S: 12	H: 2 LOB: 3 BB: 1 P: 23	R: 0 E: 0 K: 1 S: 7	H: 0 LOB: 1 BB: 1 P: 15	R: 0 E: 0 K: 1 S: 12	H: 1 LOB: 2 BB: 1 P: 22	1B: 4 2B: 0 3B: 0 HR: 0	SF: 0 SAC: 0 DP: 0 HBP: 1	WP: 0 PB: 0 SB: 2 CS: 0	PA: 38		
PITCHER	IP WLS BF H R ER SO BB IBB HBP BLK WP HR S P ERA WHIP	8.0 W 33 3 1 1 12 5 0 1 0 0 0 0 79 135 1.12 1.000	1.0 S 5 1 0 0 1 1 0 0 0 0 0 0 12 22 0.00 2.000																					

AB	31
R	1
H	4
RBI	1
BB	6
SO	13
LOB	23



Batter	1	2	3	4	5	6	7	8	9	AB	R	H	RBI	BB	SO	LOB	BOTTOM						
Gerald Young, S (1, 8) OBP: 0.309, SLG: 0.303	1-0 SH2-3 WP 1B		1-1 4-3		0-0 S E 1B		0-0 FC1-4 1B			4	2	3	0	0	0	0	Philadelphia Phillies @ Houston Astros Astrodome, Houston, TX Tue Apr 26 1988, 8:05 PM EDT Att. 13,152 - Dome - 70 F						
Billy Hatcher, R (1, 7) OBP: 0.325, SLG: 0.371	1-0 SH2-3		0-0 G3		2-3 K		0-0 FC1-4 E			3	1	0	0	0	1	2							
Bill Doran, S (1, 4) OBP: 0.342, SLG: 0.286	0-0 P4		1-1 HBP		4-1 E5 BB		0-0 F7			2	0	0	0	1	0	2							
Glenn Davis, R (1, 3) OBP: 0.377, SLG: 0.621	3-1 F9		2-2 P6		1-0 E5		3-2 E5			4	0	0	1	0	0	2							
Kevin Bass, S (1, 9) OBP: 0.333, SLG: 0.426		2-0 4-3 HBP		0-1 1B		0-3 K		4-0 FC6-4 IBB		2	0	1	0	1	1	1							
Rafael Ramirez, R (1, 6) OBP: 0.227, SLG: 0.302		2-3 K		0-0 L7		2-3 K		0-0 FC6-4		4	0	0	0	0	2	4							
Alan Ashby, S (1, 2) OBP: 0.349, SLG: 0.446		3-2 4-3		0-0 F7		0-0 5-3		0-0 G3		4	0	0	0	0	0	2							
Chuck Jackson, R (1, 5) OBP: 0.333, SLG: 0.375		4-0		2-0		0-0		2-0 G3		2	0	2	0	1	0	0							
Denny Walling, L (9, PH) OBP: 0.333, SLG: 0.488				1-2 1B						1	0	0	0	0	0	0							
Mike Scott, R (1, 1) OBP: 0.071, SLG: 0.071		0-0 6-3		0-3 K		1-3 K		2-3 K		3	0	0	0	0	2	5							
Terry Puhl, L (8, PH) OBP: 0.349, SLG: 0.263										1	0	0	0	0	1	0							
Dave Smith, R (9, 1)										0	0	0	0	0	0	0							
Inning Stats	R: 1 E: 0 K: 0 S: 5	H: 1 LOB: 0 BB: 0 P: 10	R: 0 E: 0 K: 1 S: 8	H: 0 LOB: 2 BB: 1 P: 19	R: 0 E: 0 K: 0 S: 9	H: 0 LOB: 0 BB: 0 P: 11	R: 0 E: 0 K: 1 S: 9	H: 2 LOB: 2 BB: 0 P: 10	R: 1 E: 1 K: 2 S: 10	H: 1 LOB: 1 BB: 1 P: 16	R: 0 E: 0 K: 2 S: 8	H: 1 LOB: 0 BB: 0 P: 11	R: 1 E: 1 K: 0 S: 10	H: 1 LOB: 2 BB: 1 P: 15	R: 0 E: 0 K: 1 S: 6	H: 0 LOB: 0 BB: 0 P: 10	1B: 5 2B: 1 3B: 0 HR: 0	SF: 0 SAC: 1 DP: 0 HBP: 2	WP: 1 PB: 0 SB: 5 CS: 0	PA: 36			
PITCHER	IP WLS BF H R ER SO BB IBB HBP BLK WP HR S P ERA WHIP	6.0 L 27 5 2 2 6 1 2 2 0 0 0 0 49 77 3.00 1.000	2.0 9 1 1 0 1 0 1 0 0 0 0 0 16 25 0.00 0.500																				

AB	30
R	3
H	6
RBI	1
BB	3
SO	7
LOB	18



Batter	1	2	3	4	5	6	7	8	9	10	AB	R	H	RBI	BB	SO	LOB	TOP	
Milt Thompson, L OBP: 0.364, SLG: 0.309 Kent Tekulve, R (8, 1)	B1-3		5-3			K		4-3		K	4	0	0	0	0	1	1		
Greg Gross, L OBP: 0.207, SLG: 0.148 (1, 7)	F7		L6			4-3			E4 2B		4	1	0	0	0	0	1		
Juan Samuel, R OBP: 0.306, SLG: 0.338 (1, 4)	P5					K				K	4	0	0	0	0	3	1		
Mike Schmidt, R OBP: 0.309, SLG: 0.371 Bob Dernier, R OBP: 0.333, SLG: 0.250 Darren Daulton, L OBP: 0.162, SLG: 0.100 (9, PR)		FC4-6 BB				F8				FC8-6 BB	2	0	1	0	2	0	0		
Von Hayes, L OBP: 0.342, SLG: 0.379 (1, 3)		FC4-6 S				3-1				FC8-6 S	4	0	0	0	0	0	4		
Lance Parrish, R OBP: 0.342, SLG: 0.516 Bill Almon, R OBP: 0.250, SLG: 0.500 (9, PR)		F7				F9				F7	4	0	1	2	0	1	2		
Chris James, R OBP: 0.238, SLG: 0.288 (1, 9)		6-3				K				K	0	0	0	0	0	2	4		
Luis Aguayo, R OBP: 0.364, SLG: 0.333 Keith Miller, S (8, PH)										F9	0	0	0	0	2	0	0		
Kevin Gross, R OBP: 0.250, SLG: 0.182 Mike Young, S (8, PH)										G3	2	0	0	0	0	1	2		
Steve Jeltz, S OBP: 0.357, SLG: 0.289 (8, 6)											1	0	0	0	0	1	0		
											1	0	0	0	0	0	0		
Inning Stats	R: 0 E: 0 K: 0 S: 7	H: 0 LOB: 0 BB: 0 P: 11	R: 0 E: 0 K: 0 S: 7	H: 0 LOB: 1 BB: 1 P: 13	R: 0 E: 0 K: 1 S: 9	H: 0 LOB: 1 BB: 1 P: 19	R: 0 E: 0 K: 1 S: 7	H: 0 LOB: 0 BB: 0 P: 12	R: 0 E: 0 K: 2 S: 8	H: 0 LOB: 1 BB: 1 P: 17	R: 0 E: 0 K: 1 S: 7	H: 0 LOB: 0 BB: 0 P: 14	R: 2 E: 1 K: 1 S: 13	H: 2 LOB: 2 BB: 0 P: 21	R: 0 E: 0 K: 1 S: 8	H: 0 LOB: 0 BB: 0 P: 12	1B: 1 2B: 1 3B: 0 HR: 0	SF: 0 SAC: 0 DP: 0 HBP: 0	WP: 0 PA: 37
PITCHER	IP 9.0	WLS 34	BF 2	H 2	R 2	ER 0	SO 9	BB 4	IBB 0	HBP 0	BLK 0	WP 0	HR 0	S 80	P 141	ERA 0.00	WHIP 0.667		
Nolan Ryan, R ERA: 2.68 Dave Smith, R ERA: 2.35 (10, 1)	1.0	W	3	0	0	0	1	0	0	0	0	0	0	8	12	0.00	0.000		

Philadelphia Phillies @ Houston Astros
Astrodome, Houston, TX
Wed Apr 27 1988, 8:05 PM EDT
Att. 14,462 - Dome - 70 F

AB 33
R 2
H 2
RBI 2
BB 4
SO 10
LOB 15



Batter	1	2	3	4	5	6	7	8	9	10	AB	R	H	RBI	BB	SO	LOB	BOTTOM					
Gerald Young, S OBP: 0.302, SLG: 0.288 (1, 8)	F8					6-3					4	1	0	0	1	0	0						
Billy Hatcher, R OBP: 0.329, SLG: 0.373 (1, 7)	3-1 S		F8			1-2 S				P4	5	0	2	0	0	1	2						
Bill Doran, S OBP: 0.345, SLG: 0.284 (1, 4)	SAFE 3-2		3-1			L3					4	0	1	2	1	0	2						
Glenn Davis, R OBP: 0.378, SLG: 0.603 (1, 3)	K					4-3				K	5	1	2	0	0	2	3						
Kevin Bass, S OBP: 0.339, SLG: 0.442 (1, 9)																							
Alan Ashby, S OBP: 0.353, SLG: 0.433 (1, 2)																							
Denny Walling, L OBP: 0.347, SLG: 0.478 Chuck Jackson, R OBP: 0.333, SLG: 0.375 Craig Reynolds, L OBP: 0.273, SLG: 0.111 (10, PH)																							
Rafael Ramirez, R OBP: 0.243, SLG: 0.313 (1, 6)																							
Nolan Ryan, R OBP: 0.182, SLG: 0.182 Terry Puhl, L OBP: 0.333, SLG: 0.250 Dave Smith, R (10, 1)																							
Inning Stats	R: 0 E: 0 K: 1 S: 12	H: 1 LOB: 1 BB: 0 P: 22	R: 0 E: 0 K: 2 S: 7	H: 0 LOB: 0 BB: 0 P: 9	R: 2 E: 1 K: 0 S: 14	H: 3 LOB: 2 BB: 1 P: 24	R: 0 E: 0 K: 0 S: 12	H: 1 LOB: 1 BB: 0 P: 18	R: 0 E: 0 K: 0 S: 8	H: 1 LOB: 1 BB: 0 P: 10	R: 0 E: 0 K: 1 S: 9	H: 2 LOB: 2 BB: 0 P: 15	R: 0 E: 0 K: 2 S: 8	H: 0 LOB: 1 BB: 1 P: 15	R: 0 E: 0 K: 0 S: 5	H: 1 LOB: 1 BB: 1 P: 13	R: 0 E: 0 K: 0 S: 5	H: 0 LOB: 0 BB: 0 P: 6	R: 1 E: 0 K: 0 S: 9	H: 2 LOB: 3 BB: 1 P: 19	1B: 10 2B: 1 3B: 0 HR: 0	SF: 0 SAC: 1 DP: 1 HBP: 0	WP: 0 PA: 43
PITCHER	IP 7.0	WLS 8	BF 31	H 8	R 2	ER 2	SO 6	BB 2	IBB 0	HBP 0	BLK 0	WP 0	HR 0	S 70	P 113	ERA 2.57	WHIP 1.429						
Kevin Gross, R ERA: 1.18 Kent Tekulve, R ERA: 3.6 (8, 1)	2.1	L	12	3	1	1	0	0	2	0	0	0	0	19	38	3.86	1.286						

Philadelphia Phillies @ Houston Astros
Astrodome, Houston, TX
Wed Apr 27 1988, 8:05 PM EDT
Att. 14,462 - Dome - 70 F


AB 38
R 3
H 11
RBI 3
BB 4
SO 6
LOB 19



Batter	1	2	3	4	5	6	7	8	9	AB	R	H	RBI	BB	SO	LOB	TOP										
Albert Hall, S OBP: 0.418, SLG: 0.348 (1, 8)	L9				F9		G1 HBP		G5-3 1B	3	1	1	0	1	0	1	Atlanta Braves @ Philadelphia Phillies Veterans Stadium, Philadelphia, PA Sat Apr 30 1988, 3:33 AM EDT Att: 19,138 - Sunny - 63 F										
Ron Gant, R OBP: 0.138, SLG: 0.111 Kevin Coffman, R (5, 1)	K		F3		BB BB		G1 BB 1B		G5-3 E 1B	2	0	0	0	1	1	1											
Dion James, L OBP: 0.333, SLG: 0.278 (7, 7)	K		F7		BB BB		G1 BB 1B		G5-3 E 1B	2	1	2	0	0	0	0											
Dale Murphy, R OBP: 0.354, SLG: 0.373 (1, 9)	F3		F7		BB BB		G1 BB		G5-3 E 1B	3	0	0	0	2	0	3											
Gary Roenicke, R OBP: 0.364, SLG: 0.429 Ted Simmons, S OBP: 0.316, SLG: 0.471 Jim Acker, R OBP: 1.000, SLG: 1.000 Paul Assenmacher, L OBP: 1.000, SLG: 2.000 Ken Griffey, L OBP: 0.176, SLG: 0.194 (1, 7)		1B SF9 2B	F9		BB BB		L3		E4 FC6	2	1	1	1	1	0	1											
Gerald Perry, L OBP: 0.284, SLG: 0.311 (1, 3)		S SF9 1B	F9		BB BB		F9		FC6	5	1	1	1	0	0	6											
Ozzie Virgil, R OBP: 0.250, SLG: 0.275 (1, 2)	SF9		B2-3				F9		5-3	3	0	0	1	0	2												
Ken Oberkfell, L OBP: 0.328, SLG: 0.327 (1, 5)	K		F6				1B BB		K	3	0	0	0	1	2	1											
Andres Thomas, R OBP: 0.234, SLG: 0.302 (1, 6)							BB BB 1B		K	4	1	3	1	0	1	0											
Rick Mahler, R OBP: 0.161, SLG: 0.204 Damaso Garcia, R (5, 4)	F6						F9		5-3	1	0	0	0	0	0	1											
Inning Stats	R: 0 E: 0 K: 1 S: 5	H: 0 LOB: 0 BB: 0 P: 5	R: 2 E: 0 K: 1 S: 8	H: 3 LOB: 1 BB: 0 P: 8	R: 0 E: 0 K: 0 S: 3	H: 0 LOB: 1 BB: 1 P: 7	R: 0 E: 0 K: 0 S: 3	H: 0 LOB: 0 BB: 0 P: 3	R: 1 E: 0 K: 0 S: 4	H: 1 LOB: 3 BB: 3 P: 16	R: 0 E: 0 K: 0 S: 3	H: 1 LOB: 1 BB: 1 P: 7	R: 1 E: 0 K: 0 S: 4	H: 1 LOB: 2 BB: 1 P: 9	R: 0 E: 0 K: 2 S: 7	H: 0 LOB: 0 BB: 0 P: 7	R: 1 E: 1 K: 0 S: 5	H: 2 LOB: 1 BB: 0 P: 5	1B: 7 2B: 1 3B: 0 HR: 0	SF: 1 SAC: 0 DP: 2 HBP: 1	WP: 0 PB: 0 SB: 1 CS: 0	PA: 41					
PITCHER	IP	WLS	BF	H	R	ER	SO	BB	IBB	HBP	BLK	WP	HR	S	P	ERA	WHIP										
Don Carman, L ERA: 3.27 Greg Harris, R ERA: 3.52 Kent Tekulve, R ERA: 3.0	5.1	W	26	5	3	3	2	5	0	0	0	0	0	25	45	5.06	1.875										

Batter	1	2	3	4	5	6	7	8	9	AB	R	H	RBI	BB	SO	LOB	BOTTOM											
Milt Thompson, L OBP: 0.390, SLG: 0.338 (1, 8)	4-3 1B	1-3 2-H		HBP BB 3B		5-3		SF9 SH1-4 CS BB		3	2	2	1	2	0	0	Atlanta Braves @ Philadelphia Phillies Veterans Stadium, Philadelphia, PA Sat Apr 30 1988, 3:33 AM EDT Att: 19,138 - Sunny - 63 F											
Phil Bradley, R OBP: 0.337, SLG: 0.271 (1, 7)	4-3	4-3		HBP BB 3B		S BB 3B		SH1-4		2	2	0	0	1	0	3												
Juan Samuel, R OBP: 0.300, SLG: 0.358 (1, 4)	K		F8		1-H 2-H	1-3		SF9		4	0	1	3	0	1	2												
Mike Schmidt, R OBP: 0.349, SLG: 0.425 (1, 5)				2B 1B			2-H			3	1	3	2	1	0	0												
Von Hayes, L OBP: 0.325, SLG: 0.357 (1, 3)	F8		L8		L9	K		CS		4	0	0	0	0	1	5												
Lance Parrish, R OBP: 0.351, SLG: 0.530 (1, 2)		FC6-4 1B	1-H	2B		B5-3		K		4	0	2	1	0	1	0												
Chris James, R OBP: 0.239, SLG: 0.286 (1, 9)	FC6-4 E 2B	K				FC3-6 1B		K2-3		4	1	1	0	0	2	2												
Luis Aguayo, R OBP: 0.267, SLG: 0.231 Kent Tekulve, R (8, 1)	E6 2B		F3		FC3-6		F9			4	0	0	0	0	0	2												
Don Carman, L Greg Harris, S Steve Jeltz, S	K		6-3		5-3			E6 SH1-4 SF9		3	0	0	0	0	1	3												
Inning Stats	R: 1 E: 0 K: 1 S: 7	H: 2 LOB: 1 BB: 0 P: 7	R: 1 E: 1 K: 1 S: 8	H: 2 LOB: 2 BB: 0 P: 8	R: 1 E: 0 K: 0 S: 7	H: 2 LOB: 1 BB: 0 P: 7	R: 2 E: 0 K: 0 S: 4	H: 1 LOB: 2 BB: 1 P: 10	R: 0 E: 0 K: 1 S: 6	H: 1 LOB: 1 BB: 1 P: 10	R: 0 E: 0 K: 2 S: 7	H: 0 LOB: 0 BB: 0 P: 7	R: 1 E: 1 K: 0 S: 3	H: 0 LOB: 1 BB: 2 P: 11	1B: 5 2B: 2 3B: 2 HR: 0	SF: 1 SAC: 1 DP: 0 HBP: 2		WP: 0 PB: 0 SB: 3 CS: 1	PA: 41									
PITCHER	IP	WLS	BF	H	R	ER	SO	BB	IBB	HBP	BLK	WP	HR	S	P	ERA	WHIP											
Rick Mahler, R Kevin Coffman, R Jim Acker, R Paul Assenmacher, L	4.0	L	23	7	5	4	3	1	0	2	0	0	0	0	0	0	4.50	1.500										

AB 33
R 5
H 8
RBI 4
BB 6
SO 4
LOB 22



AB 32
R 7
H 9
RBI 7
BB 4
SO 6
LOB 17



livebaseballscorecards.com

livebaseballscorecards.com

Batter	1	2	3	4	5	6	7	8	9	AB	R	H	RBI	BB	SO	LOB	TOP			
Gerald Young, S OBP: 0.321, SLG: 0.313	3-3 K		1-1 E		3-2 F9			2-2 5-3		4	0	1	0	0	1	0	Houston Astros @ Philadelphia Phillies Veterans Stadium, Philadelphia, PA Mon May 02 1988, 7:05 PM EDT Att: 18,931 - Unknown			
Billy Hatcher, R OBP: 0.317, SLG: 0.363	2-3 K		0-1 SF8			0-2 G3		1-2 P4		3	0	0	1	0	1	0				
Rafael Ramirez, R OBP: 0.227, SLG: 0.341	3-2 6-3		3-H E5			1-3 K		0-0 3-1		4	0	0	0	0	1	2				
Glenn Davis, R OBP: 0.398, SLG: 0.620		1-0 5-3	2-2 FC5-4		0-0 L6			0-2 BB		4	0	1	0	0	0	3				
Kevin Bass, S OBP: 0.307, SLG: 0.394	0-0 6-3			0-1 P6			1-3 K	1-2 E6		4	0	0	0	0	1	1				
Craig Reynolds, L OBP: 0.333, SLG: 0.250	0-2 4-3			2-0 P3			1-0 1B	0-1 P6		4	0	1	0	0	0	2				
Mark Bailey, S OBP: 0.350, SLG: 0.188			3-2 4-3	2-0 F9			1-0 F8	3-3 K		4	0	0	0	0	1	3				
Jim Pankovits, R OBP: 0.389, SLG: 0.333			3-1 1B		1-1 5-3		2-1 1B	4-1 1B		3	1	2	0	1	0	0				
Nolan Ryan, R Terry Lutz, L Jeff Heathcock, R Steve Henderson, R Dave Meads, L Chuck Jackson, R	4-1 E		4-1 1B		1-2 G3		2-3 K	0-3 K		0	0	0	0	1	0	0				
Inning Stats	R: 0 E: 0 K: 2 S: 11	H: 0 LOB: 0 BB: 0 P: 19	R: 0 E: 0 K: 0 S: 5	H: 0 LOB: 0 BB: 0 P: 6	R: 1 E: 1 K: 0 S: 14	H: 2 LOB: 3 BB: 1 P: 27	R: 0 E: 0 K: 0 S: 4	H: 0 LOB: 0 BB: 0 P: 8	R: 0 E: 0 K: 1 S: 10	H: 0 LOB: 0 BB: 0 P: 15	R: 0 E: 0 K: 2 S: 12	H: 2 LOB: 2 BB: 0 P: 19	R: 0 E: 0 K: 0 S: 7	H: 0 LOB: 0 BB: 0 P: 10	R: 0 E: 1 K: 2 S: 16	H: 1 LOB: 3 BB: 1 P: 24		1B: 5 2B: 0 3B: 0 HR: 0	SF: 1 SAC: 0 DP: 0 HBP: 0	WP: 0 PB: 0 SB: 0 CS: 0
PITCHER Kevin Gross, R ERA: 1.15	IP: 9.0 WLS: W BF: 36 H: 5 R: 1 ER: 1 SO: 7 BB: 2 IBB: 0 HBP: 0 BLK: 0 WP: 0 HR: 0 S: 87 P: 137 ERA: 1.00 WHIP: 0.778															PITCHER				

Batter	1	2	3	4	5	6	7	8	9	AB	R	H	RBI	BB	SO	LOB	BOTTOM			
Juan Samuel, R OBP: 0.323, SLG: 0.364	1-0 PB	1-0 SF9		2-2 5-3		1-3 K		2-2 F7		4	1	2	1	0	1	0	Houston Astros @ Philadelphia Phillies Veterans Stadium, Philadelphia, PA Mon May 02 1988, 7:05 PM EDT Att: 18,931 - Unknown			
Milt Thompson, L OBP: 0.368, SLG: 0.316	3-1 F7	2-0 6-3		0-1 5-3		1-3 K				4	0	0	1	0	1	4				
Mike Schmidt, R OBP: 0.372, SLG: 0.487	4-2 G3	SF9		3-0 1B			0-0 HR			2	2	2	2	1	0	0				
Lance Parrish, R OBP: 0.341, SLG: 0.541	2-1 E	F8		0-0 1-3		2-0 6-3				4	1	1	1	0	0	1				
Von Hayes, L OBP: 0.306, SLG: 0.325	2-1 G3		1-3 K		0-1 6-3		3-2 4-3			4	0	0	0	0	1	2				
Phil Bradley, R OBP: 0.374, SLG: 0.293	2-0 E5		3-3 K		2-0 HBP		2-0 FC6-4			3	0	2	2	0	1	0				
Greg Gross, L OBP: 0.206, SLG: 0.129	3-2 F7		0-2 L6		4-2 HBP		0-0 FC6-4			3	0	0	0	1	0	2				
Luis Aguayo, R OBP: 0.273, SLG: 0.368		4-2 1B		2-3 K		3-2 P3		0-0 F9		3	1	0	0	1	1	2				
Kevin Gross, R OBP: 0.313, SLG: 0.333		2-2 6-3		0-0 WP		1-1 1-3		0-0 F8		4	2	2	0	0	0	0				
Inning Stats	R: 3 E: 1 K: 0 S: 14	H: 3 LOB: 1 BB: 1 P: 31	R: 2 E: 0 K: 0 S: 10	H: 1 LOB: 1 BB: 1 P: 20	R: 0 E: 0 K: 2 S: 10	H: 0 LOB: 0 BB: 0 P: 14	R: 1 E: 0 K: 1 S: 10	H: 3 LOB: 2 BB: 0 P: 17	R: 0 E: 0 K: 0 S: 11	H: 0 LOB: 2 BB: 1 P: 18	R: 0 E: 0 K: 2 S: 8	H: 0 LOB: 0 BB: 0 P: 11	R: 1 E: 0 K: 0 S: 7	H: 2 LOB: 1 BB: 0 P: 14	R: 0 E: 0 K: 0 S: 5	H: 0 LOB: 0 BB: 0 P: 7		1B: 7 2B: 1 3B: 0 HR: 1	SF: 1 SAC: 0 DP: 0 HBP: 2	WP: 1 PB: 1 SB: 2 CS: 0
PITCHER Nolan Ryan, R ERA: 3.73 Jeff Heathcock, R ERA: 1.35 Dave Meads, L ERA: 4.5	IP: 4.0 WLS: L BF: 21 H: 7 R: 6 ER: 6 SO: 3 BB: 2 IBB: 0 HBP: 1 BLK: 0 WP: 0 HR: 0 S: 44 P: 82 ERA: 13.50 WHIP: 2.250															PITCHER				

AB	33
R	1
H	5
RBI	1
BB	2
SO	7
LOB	16




AB	31
R	7
H	9
RBI	7
BB	3
SO	5
LOB	11



Batter	1	2	3	4	5	6	7	8	9	AB	R	H	RBI	BB	SO	LOB	TOP			
Juan Samuel, R OBP: 0.308, SLG: 0.354	0-0 4-3		1-2 1-3			0-1 F9			1-1 2B	4	0	1	0	0	0	0				
Bob Demier, R OBP: 0.333, SLG: 0.222	1-2 1-3			4-2 4-3 1-3 1B BB		1-2 F9			2-2 1-3	3	1	0	0	1	0	1				
Phil Bradley, R OBP: 0.354, SLG: 0.268	4-1 BB			1-2 1-3		1-3 K			1-2 6-3	3	0	0	0	1	1	2				
Mike Schmidt, R OBP: 0.363, SLG: 0.465	0-2 1-3			1-0 4-3					1-2 6-3	4	0	0	0	0	0	3				
Lance Parrish, R OBP: 0.337, SLG: 0.519		1-3 K		1-0 FC6-4 1B		3-2 F3			3-2 F3	3	0	1	1	0	1	0				
Chris James, R OBP: 0.221, SLG: 0.301	1-0 4-3			3-H 2-1 FC6-4 1-2		0-1 5-3			0-1 5-3	3	0	0	0	0	0	1				
Bill Almon, R OBP: 0.111, SLG: 0.222		0-1 5-3				0-1 6-3			1-3 K	3	0	0	0	0	1	0				
Luis Aguayo, R OBP: 0.250, SLG: 0.320			1-2 6-3			2-3 K			0-0 F8	3	0	0	0	0	1	0				
David Palmer, R OBP: 0.333, SLG: 1.333			2-2 1-3			0-2 F5			2-3 K	2	0	0	0	0	0	0				
Greg Harris, S OBP: 1.000, SLG: 1.000										0	0	0	0	0	0	0				
Mike Young, S (8, PH)										1	0	0	0	0	1	0				
Bill Dawley, R (8, 1)										0	0	0	0	0	0	0				
Inning Stats	R: 0 E: 0 K: 0 S: 8	H: 0 LOB: 1 BB: 1 P: 13	R: 0 E: 0 K: 1 S: 6	H: 0 LOB: 0 BB: 0 P: 8	R: 0 E: 0 K: 0 S: 9	H: 0 LOB: 0 BB: 0 P: 13	R: 1 E: 0 K: 0 S: 9	H: 1 LOB: 1 BB: 1 P: 18	R: 0 E: 0 K: 1 S: 8	H: 0 LOB: 0 BB: 0 P: 10	R: 0 E: 0 K: 0 S: 10	H: 0 LOB: 0 BB: 0 P: 16	R: 0 E: 0 K: 2 S: 7	H: 0 LOB: 0 BB: 0 P: 10	R: 0 E: 0 K: 0 S: 12	H: 1 LOB: 1 BB: 0 P: 17	1B: 1 2B: 1 3B: 0 HR: 0	SF: 0 SAC: 0 DP: 0 HBP: 0	WP: 0 PB: 0 SB: 0 CS: 0	PA: 31
PITCHER Danny Jackson, L ERA: 2.45	IP: 9.0 WLS: W BF: 31 H: 2 R: 1 ER: 1 SO: 5 BB: 2 IBB: 0 HBP: 0 BLK: 0 WP: 0 HR: 0 S: 77 P: 115 ERA: 1.00 WHIP: 0.444																			

Philadelphia Phillies @ Cincinnati Reds
Riverfront Stadium, Cincinnati, OH
Wed May 04 1988, 7:05 PM EDT
Att: 14,302 - Unknown - 57 F


AB	29
R	1
H	2
RBI	1
BB	2
SO	5
LOB	7



Batter	1	2	3	4	5	6	7	8	9	AB	R	H	RBI	BB	SO	LOB	BOTTOM			
Barry Larkin, R OBP: 0.336, SLG: 0.465	1-1 4-3		1-2 E5		1-1 2-3		1-0 B1-3			4	0	0	0	0	0	0				
Chris Sabo, R OBP: 0.310, SLG: 0.532	0-0 S		1 SAFE 2-0 S			0-1 1B S	1-1 F4			4	1	3	0	0	0	0				
Kal Daniels, L OBP: 0.421, SLG: 0.500	2-3 K		1 SAFE 3-3 K			0-2 2B S	2-2 1-3			4	1	1	0	0	2	2				
Eric Davis, R OBP: 0.314, SLG: 0.303	4-1 FC6-4 BB		2-3 K			2-2 S	0-0 6-3			3	1	1	2	1	1	1				
Nick Esasky, R OBP: 0.368, SLG: 0.469	2-1 FC6-4			0-2 G6-4-3 1B		1-H 3-H 4-0 2B	2-1 F7			3	0	1	0	1	0	2				
Tracy Jones, R OBP: 0.333, SLG: 0.313		2-2 6-3		1-0 G6-4-3		0-2 5-3			0-1 1B	4	0	1	0	0	0	2				
Terry McGriff, R OBP: 0.318, SLG: 0.476		2-0 4-3		2-3 K		0-2 6-3			0-3 K	4	0	0	0	0	2	2				
Jeff Treadway, L OBP: 0.325, SLG: 0.371		3-2 1B			1-0 G3		4-0 IBB			2	0	1	0	1	0	0				
Danny Jackson, R OBP: 0.125, SLG: 0.133		2-3 K			0-0 L7		0-0 6-3			3	0	0	0	0	1	3				
Inning Stats	R: 0 E: 0 K: 1 S: 9	H: 1 LOB: 2 BB: 1 P: 18	R: 0 E: 0 K: 1 S: 13	H: 1 LOB: 1 BB: 0 P: 22	R: 0 E: 1 K: 2 S: 14	H: 1 LOB: 1 BB: 0 P: 19	R: 0 E: 0 K: 1 S: 7	H: 1 LOB: 0 BB: 0 P: 10	R: 0 E: 0 K: 0 S: 4	H: 0 LOB: 0 BB: 0 P: 6	R: 3 E: 0 K: 0 S: 16	H: 3 LOB: 2 BB: 2 P: 26	R: 0 E: 0 K: 0 S: 6	H: 0 LOB: 0 BB: 0 P: 10	R: 0 E: 0 K: 1 S: 9	H: 1 LOB: 1 BB: 0 P: 11	1B: 7 2B: 1 3B: 0 HR: 0	SF: 0 SAC: 0 DP: 1 HBP: 0	WP: 0 PB: 0 SB: 5 CS: 1	PA: 34
PITCHER David Palmer, R ERA: 5.0	IP: 5.0 WLS: L BF: 22 H: 7 R: 3 ER: 3 SO: 3 BB: 1 IBB: 0 HBP: 0 BLK: 0 WP: 1 HR: 0 S: 56 P: 86 ERA: 5.40 WHIP: 1.600																			
Greg Harris, R ERA: 2.31	IP: 2.0 WLS: 8 BF: 8 H: 0 R: 0 ER: 0 SO: 0 BB: 2 IBB: 0 HBP: 0 BLK: 0 WP: 0 HR: 0 S: 13 P: 25 ERA: 0.00 WHIP: 0.000																			
Bill Dawley, R ERA: 18.0	IP: 1.0 WLS: 4 BF: 1 H: 1 R: 0 ER: 0 SO: 1 BB: 0 IBB: 0 HBP: 0 BLK: 0 WP: 0 HR: 0 S: 9 P: 11 ERA: 0.00 WHIP: 1.000																			

Philadelphia Phillies @ Cincinnati Reds
Riverfront Stadium, Cincinnati, OH
Wed May 04 1988, 7:05 PM EDT
Att: 14,302 - Unknown - 57 F

AB	31
R	3
H	8
RBI	2
BB	3
SO	6
LOB	12



Batter	1	2	3	4	5	6	7	8	9	AB	R	H	RBI	BB	SO	LOB	TOP							
Bob Dernier, R OBP: 0.400, SLG: 0.308 (1, 8)										6	2	4	0	0	1	0	Philadelphia Phillies @ Atlanta Braves Atlanta-Fulton County Stadium, Atlanta, GA Fri May 06 1988, 7:05 PM EDT Att: 8,377 - Sunny - 80 F							
Phil Bradley, R OBP: 0.376, SLG: 0.322 (1, 7)										3	2	2	0	2	0	0								
Juan Samuel, R OBP: 0.308, SLG: 0.377 (1, 4)										5	2	2	3	0	1	6								
Mike Schmidt, R OBP: 0.351, SLG: 0.430 Steve Jeltz, S OBP: 0.333, SLG: 0.265 (8, 6)										4	1	0	0	1	0	1								
Lance Parrish, R OBP: 0.347, SLG: 0.534 (1, 2)										4	0	2	2	0	1	0								
Von Hayes, L OBP: 0.330, SLG: 0.353 (1, 3)										2	0	1	0	3	0	1								
Mike Young, S OBP: 0.192, SLG: 0.130 Kent Tekulve, R (8, 1)										4	0	1	1	1	1	4								
Luis Aguayo, R OBP: 0.265, SLG: 0.333 (8, 5)										4	0	1	0	1	0	2								
Shane Rawley, R OBP: 0.154, SLG: 0.083 Greg Gross, L OBP: 0.194, SLG: 0.121 (8, 9)										4	0	0	0	0	2	3								
Inning Stats	R: 4 E: 1 K: 1 S: 20	H: 3 LOB: 2 BB: 3 P: 43	R: 2 E: 0 K: 1 S: 16	H: 3 LOB: 2 BB: 1 P: 31	R: 0 E: 0 K: 2 S: 16	H: 1 LOB: 2 BB: 1 P: 22	R: 0 E: 0 K: 1 S: 7	H: 1 LOB: 2 BB: 1 P: 17	R: 0 E: 0 K: 0 S: 10	H: 2 LOB: 2 BB: 1 P: 18	R: 0 E: 0 K: 0 S: 12	H: 1 LOB: 0 BB: 1 P: 23	R: 0 E: 0 K: 0 S: 5	H: 0 LOB: 0 BB: 0 P: 6	R: 1 E: 0 K: 0 S: 12	H: 2 LOB: 1 BB: 0 P: 20		R: 0 E: 0 K: 1 S: 6	H: 0 LOB: 0 BB: 0 P: 9	1B: 9 2B: 4 3B: 0 HR: 1	SF: 1 SAC: 0 DP: 1 HBP: 0	WP: 0 PB: 0 SB: 2 CS: 0	PA: 46	
PITCHER	IP WLS BF H R ER SO BB IBB HBP BLK WP HR S P ERA WHIP	IP WLS BF H R ER SO BB IBB HBP BLK WP HR S P ERA WHIP	IP WLS BF H R ER SO BB IBB HBP BLK WP HR S P ERA WHIP	IP WLS BF H R ER SO BB IBB HBP BLK WP HR S P ERA WHIP	IP WLS BF H R ER SO BB IBB HBP BLK WP HR S P ERA WHIP	IP WLS BF H R ER SO BB IBB HBP BLK WP HR S P ERA WHIP	IP WLS BF H R ER SO BB IBB HBP BLK WP HR S P ERA WHIP	IP WLS BF H R ER SO BB IBB HBP BLK WP HR S P ERA WHIP	IP WLS BF H R ER SO BB IBB HBP BLK WP HR S P ERA WHIP	IP WLS BF H R ER SO BB IBB HBP BLK WP HR S P ERA WHIP	IP WLS BF H R ER SO BB IBB HBP BLK WP HR S P ERA WHIP	IP WLS BF H R ER SO BB IBB HBP BLK WP HR S P ERA WHIP	IP WLS BF H R ER SO BB IBB HBP BLK WP HR S P ERA WHIP	IP WLS BF H R ER SO BB IBB HBP BLK WP HR S P ERA WHIP	IP WLS BF H R ER SO BB IBB HBP BLK WP HR S P ERA WHIP	IP WLS BF H R ER SO BB IBB HBP BLK WP HR S P ERA WHIP	IP WLS BF H R ER SO BB IBB HBP BLK WP HR S P ERA WHIP	IP WLS BF H R ER SO BB IBB HBP BLK WP HR S P ERA WHIP	IP WLS BF H R ER SO BB IBB HBP BLK WP HR S P ERA WHIP	IP WLS BF H R ER SO BB IBB HBP BLK WP HR S P ERA WHIP	IP WLS BF H R ER SO BB IBB HBP BLK WP HR S P ERA WHIP	IP WLS BF H R ER SO BB IBB HBP BLK WP HR S P ERA WHIP	IP WLS BF H R ER SO BB IBB HBP BLK WP HR S P ERA WHIP	IP WLS BF H R ER SO BB IBB HBP BLK WP HR S P ERA WHIP

AB	37
R	7
H	13
RBI	6
BB	8
SO	6
LOB	17



Batter	1	2	3	4	5	6	7	8	9	AB	R	H	RBI	BB	SO	LOB	BOTTOM							
Albert Hall, S OBP: 0.420, SLG: 0.351 (1, 8)										3	1	0	0	2	0	3	Philadelphia Phillies @ Atlanta Braves Atlanta-Fulton County Stadium, Atlanta, GA Fri May 06 1988, 7:05 PM EDT Att: 8,377 - Sunny - 80 F							
Andres Thomas, R OBP: 0.231, SLG: 0.300 (1, 6)										5	1	1	0	0	1	3								
Dale Murphy, R OBP: 0.333, SLG: 0.407 (1, 9)										4	0	1	2	0	0	0								
Gary Roenicke, R OBP: 0.357, SLG: 0.407 Dion James, L OBP: 0.354, SLG: 0.275 (8, PH) (9, 7)										3	0	0	0	0	0	0								
Gerald Perry, L OBP: 0.293, SLG: 0.289 (1, 3)										4	0	2	1	0	0	2								
Ozzie Virgil, R OBP: 0.242, SLG: 0.371 Ken Griffey, L OBP: 0.240, SLG: 0.239 Jim Acker, R OBP: 1.000, SLG: 1.000 (9, 1)										3	0	1	0	0	0	1								
Ken Oberkfell, L OBP: 0.325, SLG: 0.300 (1, 5)										3	0	1	0	1	1	2								
Ron Gant, R OBP: 0.200, SLG: 0.340 Ted Simmons, S OBP: 0.318, SLG: 0.421 (9, PH)										3	0	0	0	0	0	1								
Tom Glavine, L OBP: 0.306, SLG: 0.300 Charlie Puleo, R OBP: 0.195, SLG: 0.179 Juan Eichelberger, R OBP: 0.200, SLG: 0.185 (8, PH) (9, 2)										0	0	0	0	0	0	0								
Inning Stats	R: 0 E: 0 K: 0 S: 5	H: 0 LOB: 0 BB: 0 P: 8	R: 0 E: 0 K: 0 S: 4	H: 1 LOB: 0 BB: 0 P: 8	R: 0 E: 0 K: 0 S: 4	H: 0 LOB: 1 BB: 1 P: 10	R: 0 E: 0 K: 0 S: 5	H: 0 LOB: 0 BB: 0 P: 11	R: 0 E: 0 K: 1 S: 9	H: 0 LOB: 1 BB: 1 P: 15	R: 0 E: 1 K: 1 S: 11	H: 2 LOB: 2 BB: 0 P: 16	R: 3 E: 1 K: 0 S: 24	H: 3 LOB: 2 BB: 1 P: 36	R: 0 E: 0 K: 2 S: 11	H: 1 LOB: 2 BB: 1 P: 20		1B: 7 2B: 0 3B: 0 HR: 0	SF: 0 SAC: 0 DP: 0 HBP: 0	WP: 0 PB: 0 SB: 0 CS: 1	PA: 39			
PITCHER	IP WLS BF H R ER SO BB IBB HBP BLK WP HR S P ERA WHIP	IP WLS BF H R ER SO BB IBB HBP BLK WP HR S P ERA WHIP	IP WLS BF H R ER SO BB IBB HBP BLK WP HR S P ERA WHIP	IP WLS BF H R ER SO BB IBB HBP BLK WP HR S P ERA WHIP	IP WLS BF H R ER SO BB IBB HBP BLK WP HR S P ERA WHIP	IP WLS BF H R ER SO BB IBB HBP BLK WP HR S P ERA WHIP	IP WLS BF H R ER SO BB IBB HBP BLK WP HR S P ERA WHIP	IP WLS BF H R ER SO BB IBB HBP BLK WP HR S P ERA WHIP	IP WLS BF H R ER SO BB IBB HBP BLK WP HR S P ERA WHIP	IP WLS BF H R ER SO BB IBB HBP BLK WP HR S P ERA WHIP	IP WLS BF H R ER SO BB IBB HBP BLK WP HR S P ERA WHIP	IP WLS BF H R ER SO BB IBB HBP BLK WP HR S P ERA WHIP	IP WLS BF H R ER SO BB IBB HBP BLK WP HR S P ERA WHIP	IP WLS BF H R ER SO BB IBB HBP BLK WP HR S P ERA WHIP	IP WLS BF H R ER SO BB IBB HBP BLK WP HR S P ERA WHIP	IP WLS BF H R ER SO BB IBB HBP BLK WP HR S P ERA WHIP	IP WLS BF H R ER SO BB IBB HBP BLK WP HR S P ERA WHIP	IP WLS BF H R ER SO BB IBB HBP BLK WP HR S P ERA WHIP	IP WLS BF H R ER SO BB IBB HBP BLK WP HR S P ERA WHIP	IP WLS BF H R ER SO BB IBB HBP BLK WP HR S P ERA WHIP	IP WLS BF H R ER SO BB IBB HBP BLK WP HR S P ERA WHIP	IP WLS BF H R ER SO BB IBB HBP BLK WP HR S P ERA WHIP	IP WLS BF H R ER SO BB IBB HBP BLK WP HR S P ERA WHIP	IP WLS BF H R ER SO BB IBB HBP BLK WP HR S P ERA WHIP



Batter	1	2	3	4	5	6	7	8	9	AB	R	H	RBI	BB	SO	LOB	TOP					
Milt Thompson, L (1, 8) <small>OBP: 0.376, SLG: 0.321</small> Bob Demier, R (7, PH) <small>OBP: 0.444, SLG: 0.387</small>	0-1 5-3		3-3 K		2-2 F7		4-0 BB		1-3 K	3	0	0	0	0	1	0						
Phil Bradley, R (1, 7) <small>OBP: 0.323</small>	1-1 1-3			2-2 2B SF8 1B		2-1 F8	2-3 K		1-1 5-3	5	1	1	0	0	1	3						
Juan Samuel, R (1, 4) <small>OBP: 0.299, SLG: 0.357</small>	2-1 F6			3-2 F8		0-3 K	1-2 F6		3-1 PB S 1B	5	1	1	0	0	1	4						
Von Hayes, L (1, 3) <small>OBP: 0.327, SLG: 0.358</small>		0-1 F9		1-0 2B		1-2 HR 1B		1-1 B3	3-1 CS 1B	5	1	3	1	0	0	0						
Chris James, R (1, 9) <small>OBP: 0.253, SLG: 0.372</small>	1-1 4-3			4-0 2B		3-2 HR 1B		3-2 G3 2B	2-0 CS	3	2	2	2	1	0	0						
Darren Daulton, L (1, 2) <small>OBP: 0.276, SLG: 0.267</small>	4-2 BB			2-2 SF8		0-0 HR		2-0 G3		2	0	0	1	1	0	1						
Bill Almon, R (1, 5) <small>OBP: 0.231, SLG: 0.333</small>	1-3 K			3-H K			4-2 BB G3 BB	0-0 2B		3	0	1	1	1	2	3						
Steve Jeltz, S (1, 6) <small>OBP: 0.328, SLG: 0.250</small>			0-3 K		1-0 6-3		1-0 G3	4-0 IBB		3	0	0	0	1	1	1						
Bruce Ruffin, S (1, 1) <small>OBP: 0.214, SLG: 0.154</small>			3-3 K		2-3 K		4-2 BB BB	0-2 6-3		3	0	0	0	1	2	2						
Inning Stats	R: 0 E: 0 K: 0 S: 6	H: 0 LOB: 0 BB: 0 P: 9	R: 0 E: 0 K: 1 S: 13	H: 0 LOB: 1 BB: 1 P: 19	R: 0 E: 0 K: 3 S: 11	H: 0 LOB: 0 BB: 0 P: 17	R: 1 E: 0 K: 1 S: 17	H: 2 LOB: 2 BB: 1 P: 29	R: 0 E: 0 K: 1 S: 11	H: 0 LOB: 0 BB: 0 P: 16	R: 2 E: 0 K: 1 S: 12	H: 2 LOB: 3 BB: 3 P: 18	R: 0 E: 0 K: 1 S: 12	H: 0 LOB: 0 BB: 0 P: 27	R: 1 E: 0 K: 0 S: 11	H: 2 LOB: 2 BB: 1 P: 21	R: 1 E: 0 K: 1 S: 9	H: 2 LOB: 0 BB: 0 P: 19	1B: 4 2B: 3 3B: 0 HR: 1	SF: 1 SAC: 0 DP: 0 HBP: 0	WP: 0 PB: 1 CS: 2	PA: 41
PITCHER	IP	WLS	BF	H	R	ER	SO	BB	IBB	HBP	BLK	WP	HR	S	P	ERA	WHIP					
Pete Smith, R (1, 1) <small>ERA: 3.98</small>	6.1	L	27	4	3	3	7	4	0	0	0	0	1	76	122	4.26	1.263					
Paul Assenmacher, L (7, 1) <small>ERA: 4.7</small>	1.2		9	2	1	1	1	1	1	0	0	0	0	17	34	5.40	1.800					
Jim Acker, R (9, 1) <small>ERA: 7.2</small>	0.2		2	0	0	0	1	0	0	0	0	0	0	5	7	0.00	0.000					
Kevin Coffman, R (9, 1) <small>ERA: 5.68</small>	0.1		2	2	1	1	0	0	0	0	0	0	0	4	12	27.00	6.000					

Philadelphia Phillies @ Atlanta Braves
Atlanta-Fulton County Stadium, Atlanta, GA
Sun May 08 1988, 3:33 AM EDT
Att: 11,232 - Sunny - 82 F

AB 33
R 5
H 8
RBI 5
BB 6
SO 9
LOB 14



Batter	1	2	3	4	5	6	7	8	9	AB	R	H	RBI	BB	SO	LOB	BOTTOM					
Albert Hall, S (1, 8) <small>OBP: 0.405, SLG: 0.339</small>	2-3 K		1-0 SH1-3			1-0 4-3			0-1 L9	3	0	0	0	0	1	0						
Andres Thomas, R (1, 6) <small>OBP: 0.240, SLG: 0.303</small>	1-1 5-3		1-0 G6-4-3 1B			0-1 F7			0-1 4-3	4	0	1	1	0	0	0						
Dale Murphy, R (1, 9) <small>OBP: 0.342, SLG: 0.398</small>	2-0 BB 1B		3-H G6-4-3 1-2			1-0 3-4-1			2-0 F8	4	0	1	0	0	0	1						
Gary Roenicke, R (1, 7) <small>OBP: 0.344, SLG: 0.367</small>	4-0 BB 1B			0-3 K		2-1 5-3				2	0	0	0	1	1	0						
Gerald Perry, L (1, 3) <small>OBP: 0.293, SLG: 0.289</small>	1-2 L3			1-0 4-3		1-3 K				3	0	0	0	0	1	2						
Ron Gant, R (1, 4) <small>OBP: 0.193, SLG: 0.302</small>			0-3 K		2-0 F8		3-1 F9			3	0	0	0	0	1	0						
Ken Oberkfell, L (1, 5) <small>OBP: 0.322, SLG: 0.303</small>		0-0 4-3			0-2 F7			1-1 F9		3	0	0	0	0	0	0						
Bruce Benedict, R (1, 2) <small>OBP: 0.182, SLG: 0.167</small>		1-0 F5			3-1 5-3			0-1 F8		3	0	0	0	0	0	0						
Pete Smith, R (1, 1) <small>OBP: 0.100, SLG: 0.200</small> Paul Assenmacher, L (7, 1) <small>OBP: 1.000, SLG: 2.000</small> Damaso Garcia, R (8, PH) <small>OBP: 0.190, SLG: 0.190</small> Jim Acker, R (9, 1) <small>OBP: 1.000, SLG: 1.000</small> Kevin Coffman, R (9, 1) <small>OBP: 0.400, SLG: 0.800</small>			0-0 SH1-3 1B 2B		0-1 5-3			1-0 4-3		2	1	1	0	0	0	0						
Inning Stats	R: 0 E: 0 K: 1 S: 9	H: 1 LOB: 2 BB: 1 P: 19	R: 0 E: 0 K: 1 S: 5	H: 0 LOB: 0 BB: 0 P: 6	R: 1 E: 0 K: 0 S: 4	H: 2 LOB: 0 BB: 0 P: 6	R: 0 E: 0 K: 1 S: 5	H: 0 LOB: 0 BB: 0 P: 8	R: 0 E: 0 K: 0 S: 7	H: 0 LOB: 0 BB: 0 P: 10	R: 0 E: 0 K: 0 S: 4	H: 0 LOB: 0 BB: 0 P: 6	R: 0 E: 0 K: 1 S: 8	H: 0 LOB: 0 BB: 0 P: 14	R: 0 E: 0 K: 0 S: 5	H: 0 LOB: 0 BB: 0 P: 7	R: 0 E: 0 K: 0 S: 5	H: 0 LOB: 0 BB: 0 P: 7	1B: 2 2B: 1 3B: 0 HR: 0	SF: 0 SAC: 1 DP: 1 HBP: 0	WP: 0 PB: 0 CS: 0	PA: 30
PITCHER	IP	WLS	BF	H	R	ER	SO	BB	IBB	HBP	BLK	WP	HR	S	P	ERA	WHIP					
Bruce Ruffin, L (1, 1) <small>ERA: 4.05</small>	9.0	W	30	3	1	1	4	1	0	0	0	0	0	52	83	1.00	0.444					

Philadelphia Phillies @ Atlanta Braves
Atlanta-Fulton County Stadium, Atlanta, GA
Sun May 08 1988, 3:33 AM EDT
Att: 11,232 - Sunny - 82 F

AB 28
R 1
H 3
RBI 1
BB 1
SO 4
LOB 3



Batter	1	2	3	4	5	6	7	8	9	AB	R	H	RBI	BB	SO	LOB	TOP			
Barry Larkin, R OBP: 0.331, SLG: 0.463 (1, 6)	F9		L7			1B		5-3		3	1	0	0	2	0	0	Cincinnati Reds @ Philadelphia Phillies Veterans Stadium, Philadelphia, PA Mon May 09 1988, 7:05 PM EDT Att: 19,303 - Unknown - 55 F			
Chris Sabo, R OBP: 0.309, SLG: 0.513 (1, 5)	P6			F8		FC3-6		1B	L9	5	1	2	0	0	0	2				
Kal Daniels, L OBP: 0.400, SLG: 0.441 (1, 7)	K			K		FC3-6		K	P6	5	0	1	1	0	3	3				
Eric Davis, R OBP: 0.316, SLG: 0.351 (1, 8)				L7		K		1B		4	0	2	0	0	1	2				
Paul O'Neill, L OBP: 0.272, SLG: 0.315 (1, 3)	6-3				P6	FC3-6		1B		4	0	1	1	0	0	3				
Bo Diaz, R OBP: 0.242, SLG: 0.375 (1, 2)	K				6-3	G5-3				3	0	1	0	1	1	3				
Ron Roenicke, S OBP: 0.211, SLG: 0.118 (1, 9)	4-3				6-3		K	P6		4	0	0	0	0	1	5				
Jeff Treadway, L OBP: 0.341, SLG: 0.380 (1, 4)			F7			BB			FC2-6	3	0	1	0	1	1	0				
Danny Jackson, R OBP: 0.100, SLG: 0.105 (1, 1)			G6-3		K		K	FC2-6		4	0	0	0	0	2	3				
Inning Stats	R: 0 H: 0 E: 0 K: 1 S: 9	H: 0 LOB: 0 BB: 0 P: 11	R: 0 H: 1 E: 0 K: 1 S: 8	H: 1 LOB: 1 BB: 0 P: 11	R: 0 H: 0 E: 0 K: 0 S: 6	H: 0 LOB: 0 BB: 0 P: 10	R: 0 H: 0 E: 0 K: 1 S: 5	H: 0 LOB: 0 BB: 0 P: 6	R: 0 H: 1 E: 0 K: 1 S: 8	H: 1 LOB: 2 BB: 1 P: 17	R: 0 H: 0 E: 0 K: 3 S: 10	H: 0 LOB: 0 BB: 0 P: 10	R: 1 H: 3 E: 0 K: 1 S: 13	H: 3 LOB: 3 BB: 1 P: 22	R: 0 H: 1 E: 0 K: 0 S: 9	H: 1 LOB: 2 BB: 1 P: 14	1B: 7 2B: 1 3B: 0 HR: 0	SF: 0 SAC: 0 DP: 0 HBP: 0	WP: 0 PA: 39 PB: 0 CS: 0	
PITCHER	IP	WLS	BF	H	R	ER	SO	BB	IBB	HBP	BLK	WP	HR	S	P	ERA	WHIP			
David Palmer, R ERA: 3.71 Greg Harris, R ERA: 3.95	(1, 1)	8.0	L	35	8	2	2	9	2	1	0	0	0	0	69	105	2.25	1.250		

Batter	1	2	3	4	5	6	7	8	9	AB	R	H	RBI	BB	SO	LOB	BOTTOM		
Bob Dernier, R OBP: 0.400, SLG: 0.343 (1, 8)	G5-3			5-3		6-3			5-3	4	0	0	0	0	0	2	Cincinnati Reds @ Philadelphia Phillies Veterans Stadium, Philadelphia, PA Mon May 09 1988, 7:05 PM EDT Att: 19,303 - Unknown - 55 F		
Phil Bradley, R OBP: 0.352, SLG: 0.311 (1, 7)	4-3			F3			K		K	4	0	0	0	0	2	1			
Juan Samuel, R OBP: 0.290, SLG: 0.345 (1, 4)	G1-3			5-3			K		G1-3	4	0	0	0	0	1	1			
Mike Schmidt, R OBP: 0.345, SLG: 0.404 (1, 5)		K			G6-4-3		4-3			2	0	0	0	1	1	0			
Lance Parrish, R OBP: 0.349, SLG: 0.516 (1, 2)	L7				G6-4-3			G1-3		2	0	0	0	1	0	1			
Von Hayes, L OBP: 0.318, SLG: 0.347 (1, 3)	F7				P4			K		3	0	0	0	0	1	1			
Chris James, R OBP: 0.256, SLG: 0.370 (1, 9)				G5-4-3		F8		G1-3		3	0	1	0	0	0	1			
Luis Aguayo, R OBP: 0.300, SLG: 0.343 (1, 6)				G5-4-3		SH1-4		F8		2	0	0	0	1	0	2			
David Palmer, R OBP: 0.250, SLG: 1.000 Greg Harris, S OBP: 1.000, SLG: 1.000 Mike Young, S OBP: 0.226, SLG: 0.214 (9, PH)	(1, 1)			5-3		SH1-4			2B	1	0	0	0	0	0	0			
Inning Stats	R: 0 H: 0 E: 0 K: 0 S: 7	H: 0 LOB: 0 BB: 0 P: 10	R: 0 H: 0 E: 0 K: 1 S: 8	H: 0 LOB: 0 BB: 0 P: 10	R: 0 H: 1 E: 0 K: 0 S: 6	H: 1 LOB: 0 BB: 0 P: 11	R: 0 H: 0 E: 0 K: 0 S: 5	H: 0 LOB: 0 BB: 0 P: 6	R: 0 H: 0 E: 0 K: 2 S: 7	H: 0 LOB: 0 BB: 0 P: 10	R: 0 H: 0 E: 0 K: 1 S: 9	H: 0 LOB: 1 BB: 1 P: 19	R: 0 H: 1 E: 0 K: 1 S: 7	H: 1 LOB: 1 BB: 0 P: 14	1B: 1 2B: 1 3B: 0 HR: 0	SF: 0 SAC: 1 DP: 2 HBP: 0	WP: 0 PA: 30 PB: 0 CS: 0		
PITCHER	IP	WLS	BF	H	R	ER	SO	BB	IBB	HBP	BLK	WP	HR	S	P	ERA	WHIP		
Danny Jackson, L ERA: 2.04	(1, 1)	9.0	W	30	2	0	0	5	3	0	0	0	0	62	107	0.00	0.556		

Batter	1	2	3	4	5	6	7	8	9	AB	R	H	RBI	BB	SO	LOB	TOP				
Barry Larkin, R OBP: 0.333, SLG: 0.457 Jeff Treadway, L OBP: 0.341, SLG: 0.380	2-2 WP 1B HBP	0-1 G5-3		0-2 F9		2-2 G4-3		0-0 1B 1B		4	2	1	0	0	0	2	Cincinnati Reds @ Philadelphia Phillies Veterans Stadium, Philadelphia, PA Tue May 10 1988, 7:05 PM EDT Att: 22,626 - Unknown - 70 F				
Chris Sabo, R OBP: 0.320, SLG: 0.516	1-0 F3	3-1 1B		3-1 L8			1-1 G5-3 1B	3-1 1B E 1B		5	2	3	0	0	0	2					
Kal Daniels, L OBP: 0.400, SLG: 0.434	4-2 1B WP BLK BB		2-1 F6		0-0 F7		1-1 G5-3	2-1 E 1B		4	1	1	2	1	0	1					
Eric Davis, R OBP: 0.328, SLG: 0.359 Paul O'Neill, L OBP: 0.269, SLG: 0.311	2-1 BLK 2B 1B		2-2		2-3		4-0 S 1B IBB	0-0 E3 G6-4-3		3	2	2	1	1	1	0					
Nick Esasky, R OBP: 0.348, SLG: 0.423 Lloyd McClendon, R OBP: 0.444, SLG: 0.167	0-3 K		4-2		2-0		2-0 FC1-6 1B	2-0 G6-4-3		3	0	2	2	1	1	2					
Ron Roenicke, S OBP: 0.250, SLG: 0.190	2-1 HR 2B		3-2 F6		2-2 G4-3		1-1 FC1-6 1B		4-2 FC6-4 BB	4	1	1	1	1	0	4					
Bo Diaz, R OBP: 0.250, SLG: 0.416	1-1 HR		1-0 F9			0-0 G6-3 2B	0-0 F7		0-1 F2	5	1	2	2	0	0	4					
Dave Concepcion, R OBP: 0.340, SLG: 0.304	3-2 F9			4-0 SH1-3 BB		0-0 G6-3		2-1 L9	1-1 FC6-4	4	0	0	0	1	0	2					
Tom Browning, L OBP: 0.143, SLG: 0.214		0-3 K		0-0 SH1-3		1-0 F5		1-0 1B 1B 1B	0-2 G5-3	4	1	1	0	0	1	2					
Inning Stats	R: 5 E: 0 K: 1 S: 18	H: 3 LOB: 0 BB: 1 P: 33	R: 0 E: 0 K: 1 S: 7	H: 1 LOB: 1 BB: 0 P: 10	R: 0 E: 0 K: 0 S: 13	H: 1 LOB: 2 BB: 1 P: 25	R: 0 E: 0 K: 0 S: 6	H: 0 LOB: 1 BB: 1 P: 13	R: 0 E: 0 K: 1 S: 10	H: 1 LOB: 1 BB: 0 P: 16	R: 2 E: 0 K: 0 S: 9	H: 2 LOB: 1 BB: 1 P: 16	R: 3 E: 1 K: 0 S: 10	H: 4 LOB: 1 BB: 0 P: 20	R: 0 E: 0 K: 0 S: 9	H: 0 LOB: 1 BB: 1 P: 14		1B: 10 2B: 2 3B: 0 HR: 1	SF: 0 SAC: 1 DP: 1 HBP: 1	WP: 1 PB: 0 SB: 2 CS: 0	PA: 45
PITCHER	IP WLS BF H R ER SO BB IBB HBP BLK WP HR S P ERA WHIP	IP WLS BF H R ER SO BB IBB HBP BLK WP HR S P ERA WHIP	IP WLS BF H R ER SO BB IBB HBP BLK WP HR S P ERA WHIP	IP WLS BF H R ER SO BB IBB HBP BLK WP HR S P ERA WHIP	IP WLS BF H R ER SO BB IBB HBP BLK WP HR S P ERA WHIP	IP WLS BF H R ER SO BB IBB HBP BLK WP HR S P ERA WHIP	IP WLS BF H R ER SO BB IBB HBP BLK WP HR S P ERA WHIP	IP WLS BF H R ER SO BB IBB HBP BLK WP HR S P ERA WHIP	IP WLS BF H R ER SO BB IBB HBP BLK WP HR S P ERA WHIP	IP WLS BF H R ER SO BB IBB HBP BLK WP HR S P ERA WHIP	IP WLS BF H R ER SO BB IBB HBP BLK WP HR S P ERA WHIP	IP WLS BF H R ER SO BB IBB HBP BLK WP HR S P ERA WHIP	IP WLS BF H R ER SO BB IBB HBP BLK WP HR S P ERA WHIP	IP WLS BF H R ER SO BB IBB HBP BLK WP HR S P ERA WHIP	IP WLS BF H R ER SO BB IBB HBP BLK WP HR S P ERA WHIP	IP WLS BF H R ER SO BB IBB HBP BLK WP HR S P ERA WHIP	IP WLS BF H R ER SO BB IBB HBP BLK WP HR S P ERA WHIP	IP WLS BF H R ER SO BB IBB HBP BLK WP HR S P ERA WHIP	IP WLS BF H R ER SO BB IBB HBP BLK WP HR S P ERA WHIP	IP WLS BF H R ER SO BB IBB HBP BLK WP HR S P ERA WHIP	IP WLS BF H R ER SO BB IBB HBP BLK WP HR S P ERA WHIP
Don Carman, L ERA: 4.69	2.1	10	5	5	5	2	2	0	1	1	1	34	60	19.29	3.000						
Danny Clay, R ERA:	2.2	10	1	0	0	1	1	0	0	0	0	20	37	0.00	0.750						
Bill Dawley, R ERA: 17.05	2.1	14	6	5	5	0	0	1	0	0	0	22	38	19.29	2.571						
Wally Ritchie, L ERA: 0.93	1.2	7	1	0	0	0	1	0	0	0	0	13	22	0.00	1.200						



AB 38
R 10
H 13
RBI 9
BB 5
SO 3
LOB 22

Batter	1	2	3	4	5	6	7	8	9	AB	R	H	RBI	BB	SO	LOB	BOTTOM					
Bob Dernier, R OBP: 0.409, SLG: 0.359	0-0 G4-3		0-0 1B S 1B		2-1 F8			1-0 1B		4	0	2	1	0	0	1	Cincinnati Reds @ Philadelphia Phillies Veterans Stadium, Philadelphia, PA Tue May 10 1988, 7:05 PM EDT Att: 22,626 - Unknown - 70 F					
Phil Bradley, R OBP: 0.345, SLG: 0.308	1-2 G4-3		0-1 CS 1B			0-0 F4		0-2 L9		4	0	1	0	0	0	1						
Juan Samuel, R OBP: 0.289, SLG: 0.341	0-0 G5-3		1-2 F4			0-1 F8			1-0 FC6-4 1B	4	0	1	0	0	0	2						
Lance Parrish, R OBP: 0.345, SLG: 0.500		0-1 L9		4-0 G5-4-3 BB		1-3 K			0-0 F9	3	0	0	0	1	1	1						
Von Hayes, L OBP: 0.307, SLG: 0.333		0-1 L9		1-0 F3			0-3 K		0-2 F9	4	0	0	0	0	1	2						
Chris James, R OBP: 0.256, SLG: 0.357		4-1 BB		1-0 G5-4-3			0-1 G5-3		2-2 FC6-4	3	0	0	0	1	0	2						
Bill Almon, R OBP: 0.186, SLG: 0.267 Wally Ritchie, L		0-0 F8			0-3 K		0-1 G6-3			3	0	0	0	0	1	1						
Steve Jeltz, S OBP: 0.343, SLG: 0.327			2-1 1B 3B		1-0 2B			0-0 F9		3	1	2	0	0	0	0						
Don Carman, L			0-3 K		3-3 K			0-2 F8		0	0	0	0	0	0	0						
Danny Clay, R										1	0	0	0	0	1	1						
Mike Young, S OBP: 0.219, SLG: 0.207 Bill Dawley, R										1	0	0	0	0	1	1						
Luis Aquayo, R OBP: 0.293, SLG: 0.333										0	0	0	0	0	0	0						
1B 3B										1	0	0	0	0	0	0						
Inning Stats	R: 0 E: 0 K: 0 S: 6	H: 0 LOB: 0 BB: 0 P: 7	R: 0 E: 0 K: 0 S: 6	H: 0 LOB: 1 BB: 1 P: 10	R: 1 E: 0 K: 1 S: 12	H: 3 LOB: 1 BB: 0 P: 15	R: 0 E: 0 K: 0 S: 2	H: 0 LOB: 0 BB: 1 P: 8	R: 0 E: 0 K: 2 S: 11	H: 1 LOB: 1 BB: 0 P: 17	R: 0 E: 0 K: 1 S: 6	H: 0 LOB: 0 BB: 0 P: 7	R: 0 E: 0 K: 1 S: 7	H: 0 LOB: 0 BB: 0 P: 7	R: 0 E: 0 K: 0 S: 8	H: 1 LOB: 1 BB: 0 P: 9	R: 0 E: 0 K: 0 S: 9	H: 1 LOB: 1 BB: 0 P: 12	1B: 4 2B: 1 3B: 1 HR: 0	SF: 0 SAC: 0 DP: 1 HBP: 0	WP: 0 PB: 0 SB: 1 CS: 1	PA: 33
PITCHER	IP WLS BF H R ER SO BB IBB HBP BLK WP HR S P ERA WHIP	IP WLS BF H R ER SO BB IBB HBP BLK WP HR S P ERA WHIP	IP WLS BF H R ER SO BB IBB HBP BLK WP HR S P ERA WHIP	IP WLS BF H R ER SO BB IBB HBP BLK WP HR S P ERA WHIP	IP WLS BF H R ER SO BB IBB HBP BLK WP HR S P ERA WHIP	IP WLS BF H R ER SO BB IBB HBP BLK WP HR S P ERA WHIP	IP WLS BF H R ER SO BB IBB HBP BLK WP HR S P ERA WHIP	IP WLS BF H R ER SO BB IBB HBP BLK WP HR S P ERA WHIP	IP WLS BF H R ER SO BB IBB HBP BLK WP HR S P ERA WHIP	IP WLS BF H R ER SO BB IBB HBP BLK WP HR S P ERA WHIP	IP WLS BF H R ER SO BB IBB HBP BLK WP HR S P ERA WHIP	IP WLS BF H R ER SO BB IBB HBP BLK WP HR S P ERA WHIP	IP WLS BF H R ER SO BB IBB HBP BLK WP HR S P ERA WHIP	IP WLS BF H R ER SO BB IBB HBP BLK WP HR S P ERA WHIP	IP WLS BF H R ER SO BB IBB HBP BLK WP HR S P ERA WHIP	IP WLS BF H R ER SO BB IBB HBP BLK WP HR S P ERA WHIP	IP WLS BF H R ER SO BB IBB HBP BLK WP HR S P ERA WHIP	IP WLS BF H R ER SO BB IBB HBP BLK WP HR S P ERA WHIP	IP WLS BF H R ER SO BB IBB HBP BLK WP HR S P ERA WHIP	IP WLS BF H R ER SO BB IBB HBP BLK WP HR S P ERA WHIP	IP WLS BF H R ER SO BB IBB HBP BLK WP HR S P ERA WHIP	IP WLS BF H R ER SO BB IBB HBP BLK WP HR S P ERA WHIP
Tom Browning, L ERA: 3.46	9.0	33	6	1	1	5	2	0	0	0	0	67	92	1.00	0.889							



AB 31
R 1
H 6
RBI 1
BB 2
SO 5
LOB 12

Batter	1	2	3	4	5	6	7	8	9	10	11	AB	R	H	RBI	BB	SO	LOB	TOP					
Barry Larkin, R OBP: 0.346, SLG: 0.462 (1, 6)													5	0	3	1	1	0	2					
Dave Collins, S OBP: 0.344, SLG: 0.222 (1, 7)												5	0	1	1	1	0	3						
Chris Sabo, R OBP: 0.321, SLG: 0.512 (1, 5)												5	0	1	0	1	0	2						
Eric Davis, R OBP: 0.317, SLG: 0.344 (1, 8)												5	0	0	0	0	0	4						
Bo Diaz, R OBP: 0.266, SLG: 0.448 (1, 2)													4	1	2	1	1	2	0					
Dave Concepcion, R OBP: 0.333, SLG: 0.300 Rob Murphy, L (9, 1)												4	0	1	0	0	0	3						
Paul O'Neill, L OBP: 0.286, SLG: 0.308 (10, 3)												0	0	0	0	0	0	0						
Lloyd McClendon, R OBP: 0.391, SLG: 0.176 John Franco, L (10, 1)												5	0	1	0	0	0	1						
Ron Roenicke, S OBP: 0.207, SLG: 0.154 (1, 9)												5	1	0	0	0	2	1						
Dennis Rasmussen, L Jose Rijo, R Jeff Treadway, L (7, 1)												3	1	2	0	0	1	0						
Inning Stats	R: 0 E: 0 K: 0 S: 4	H: 0 LOB: 0 BB: 1 P: 9	R: 0 E: 0 K: 1 S: 14	H: 1 LOB: 1 BB: 0 P: 21	R: 0 E: 0 K: 2 S: 13	H: 1 LOB: 3 BB: 2 P: 27	R: 3 E: 0 K: 0 S: 12	H: 5 LOB: 2 BB: 0 P: 14	R: 0 E: 0 K: 0 S: 5	H: 1 LOB: 1 BB: 0 P: 9	R: 0 E: 0 K: 0 S: 7	H: 1 LOB: 2 BB: 1 P: 13	R: 0 E: 0 K: 0 S: 12	H: 1 LOB: 1 BB: 0 P: 15	R: 0 E: 0 K: 0 S: 4	H: 0 LOB: 0 BB: 0 P: 6	R: 0 E: 0 K: 1 S: 9	H: 0 LOB: 0 BB: 0 P: 13	R: 0 E: 0 K: 1 S: 9	H: 2 LOB: 2 BB: 0 P: 10	1B: 11 2B: 1 3B: 0 HR: 1	SF: 0 SAC: 0 DP: 0 HBP: 0	WP: 0 PB: 0 SB: 2 CS: 1	PA: 48
PITCHER	IP ERA WLS BF H R ER SO BB IBB HBP BLK WP HR S P ERA WHIP	7.0 4.11 2.0 7 1 0 0 0 0 0 0 0 0 0 0 16 21 0.00 0.500	2.0 2.5 2.0 W 8 2 0 0 2 0 0 0 0 0 0 18 23 0.00 1.000	PITCHER																	IP ERA WLS BF H R ER SO BB IBB HBP BLK WP HR S P ERA WHIP			

Cincinnati Reds @ Philadelphia Phillies
Veterans Stadium, Philadelphia, PA
Wed May 11 1998, 7:05 PM EDT
Att: 21,640 - Unknown - 65 F

AB 44
R 3
H 13
RBI 3
BB 4
SO 5
LOB 16

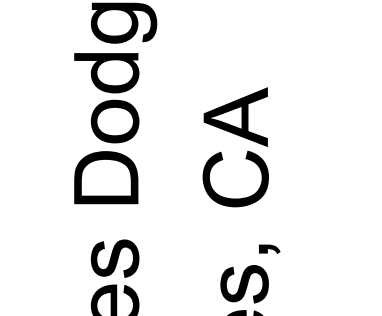
Batter	1	2	3	4	5	6	7	8	9	10	11	AB	R	H	RBI	BB	SO	LOB	BOTTOM					
Bob Dernier, R OBP: 0.383, SLG: 0.333 Milt Thompson, L OBP: 0.372, SLG: 0.317 (7, PH)												3	0	0	0	1	2							
Mike Schmidt, R OBP: 0.342, SLG: 0.400 Kent Tekulve, R (10, 1)												1	0	0	0	0	2							
Phil Bradley, R OBP: 0.344, SLG: 0.330 (1, 7)												5	1	1	1	0	1	2						
Juan Samuel, R OBP: 0.279, SLG: 0.328 (1, 4)												5	0	0	0	0	0	0						
Lance Parrish, R OBP: 0.331, SLG: 0.476 (1, 2)												5	0	0	0	0	0	0						
Von Hayes, L OBP: 0.311, SLG: 0.330 (1, 3)												4	2	1	0	1	1	0						
Chris James, R OBP: 0.274, SLG: 0.404 (10, 8)												5	1	3	2	0	1	1						
Bill Almon, R OBP: 0.200, SLG: 0.263 (1, 5)												4	0	1	0	0	2							
Steve Jeltz, S OBP: 0.352, SLG: 0.345 (1, 6)												3	0	1	0	1	0	2						
Shane Rawley, R OBP: 0.200, SLG: 0.143 Greg Gross, L OBP: 0.211, SLG: 0.118 Greg Harris, S OBP: 1.000, SLG: 1.000 Mike Young, S OBP: 0.265, SLG: 0.233 (10, 9)												2	0	1	0	0	0	0						
Inning Stats	R: 1 E: 0 K: 0 S: 7	H: 1 LOB: 0 BB: 0 P: 10	R: 0 E: 1 K: 1 S: 10	H: 0 LOB: 1 BB: 0 P: 15	R: 0 E: 0 K: 1 S: 10	H: 0 LOB: 0 BB: 0 P: 16	R: 0 E: 0 K: 1 S: 8	H: 0 LOB: 0 BB: 0 P: 13	R: 0 E: 0 K: 0 S: 11	H: 2 LOB: 2 BB: 0 P: 14	R: 2 E: 0 K: 1 S: 15	H: 2 LOB: 2 BB: 2 P: 31	R: 0 E: 0 K: 0 S: 9	H: 0 LOB: 0 BB: 0 P: 13	R: 0 E: 0 K: 0 S: 11	H: 1 LOB: 1 BB: 1 P: 21	R: 0 E: 0 K: 0 S: 7	H: 0 LOB: 0 BB: 0 P: 12	R: 1 E: 0 K: 0 S: 11	H: 3 LOB: 3 BB: 1 P: 18	1B: 6 2B: 1 3B: 0 HR: 2	SF: 0 SAC: 2 DP: 0 HBP: 0	WP: 0 PB: 0 SB: 1 CS: 0	PA: 45
PITCHER	IP ERA WLS BF H R ER SO BB IBB HBP BLK WP HR S P ERA WHIP	6.0 4.85 2.2 11 5 0 0 1 2 0 0 0 0 0 2 29 51 0.00 1.125	0.1 0.1 0.1 L 8 3 1 1 0 0 1 0 0 0 0 18 30 6.75 2.250	PITCHER																	IP ERA WLS BF H R ER SO BB IBB HBP BLK WP HR S P ERA WHIP			

Cincinnati Reds @ Philadelphia Phillies
Veterans Stadium, Philadelphia, PA
Wed May 11 1998, 7:05 PM EDT
Att: 21,640 - Unknown - 65 F

AB 39
R 4
H 9
RBI 4
BB 4
SO 5
LOB 13

Batter	1	2	3	4	5	6	7	8	9	AB	R	H	RBI	BB	SO	LOB	TOP								
Milt Thompson, L (1.8) OBP: 0.357, SLG: 0.302	5-3		4-3		1-3			6-3		4	0	0	0	0	0	3	Philadelphia Phillies @ Los Angeles Dodgers Dodger Stadium, Los Angeles, CA Fri May 13 1988, 7:05 PM PDT Att: 38,015 - Unknown								
Phil Bradley, R (1.7) OBP: 0.341, SLG: 0.328	K		1-3		P6			1B		4	0	1	0	0	1	3									
Juan Samuel, R (1.4) OBP: 0.278, SLG: 0.348	K			HR	K			F9		4	1	1	1	0	2	3									
Mike Schmidt, R (1.5) OBP: 0.331, SLG: 0.385		5-3		F8		F9		F8		4	0	0	0	0	0	1									
Von Hayes, L (1.3) OBP: 0.333, SLG: 0.355		FC5-4		G5-4-3		CS		CS		4	0	4	0	0	0	0									
Lance Parrish, R (1.2) OBP: 0.320, SLG: 0.458	FC5-4	FC6-4		G5-4-3		K		L8		4	0	0	0	0	1	4									
Chris James, R (1.9) OBP: 0.283, SLG: 0.430	FC6-4			1B		G3		2B		4	1	2	0	0	0	1									
Steve Jeltz, S (1.6) OBP: 0.373, SLG: 0.361			4-3	1B		6-3		2B		3	0	2	0	1	0	0									
Kevin Gross, R (1.1) OBP: 0.333, SLG: 0.316			1-3	1B		6-3		IBB		4	0	1	1	0	2	3									
Kent Tekulve, R (9.1)			K		1-2			K		0	0	0	0	0	0	0									
Inning Stats	R: 0 E: 0 K: 2 S: 8	H: 0 LOB: 0 BB: 0 P: 12	R: 0 E: 0 K: 0 S: 11	H: 1 LOB: 1 BB: 0 P: 15	R: 0 E: 0 K: 1 S: 6	H: 1 LOB: 1 BB: 0 P: 8	R: 1 E: 0 K: 0 S: 6	H: 2 LOB: 0 BB: 0 P: 10	R: 1 E: 0 K: 1 S: 13	H: 3 LOB: 2 BB: 0 P: 18	R: 0 E: 0 K: 1 S: 9	H: 1 LOB: 0 BB: 0 P: 13	R: 0 E: 0 K: 0 S: 10	H: 0 LOB: 0 BB: 0 P: 17	R: 0 E: 0 K: 0 S: 7	H: 1 LOB: 1 BB: 0 P: 9	R: 0 E: 0 K: 1 S: 7	H: 2 LOB: 2 BB: 1 P: 15	1B: 8 2B: 2 HR: 1	SF: 0 SAC: 0 DP: 1 HBP: 0	WP: 0 PB: 0 SB: 1 CS: 2	PA: 36			
PITCHER	IP	WLS	BF	H	R	ER	SO	BB	IBB	HBP	BLK	WP	HR	S	P	ERA	WHIP								
Tim Leary, R (1.1) ERA: 3.54	6.0	L	24	8	2	2	5	0	0	0	0	0	1	53	76	3.00	1.333								
Tim Crews, R (7.1) ERA:	2.0		7	1	0	0	0	0	0	0	0	0	0	17	26	0.00	0.500								
Brian Holton, R (9.1) ERA: 2.2	1.0		5	2	0	0	1	0	1	0	0	0	0	7	15	0.00	2.000								

Batter	1	2	3	4	5	6	7	8	9	AB	R	H	RBI	BB	SO	LOB	BOTTOM								
Steve Sax, R (1.4) OBP: 0.333, SLG: 0.369	F8		FC3-6			F9		1B		4	0	1	0	0	0	3	Philadelphia Phillies @ Los Angeles Dodgers Dodger Stadium, Los Angeles, CA Fri May 13 1988, 7:05 PM PDT Att: 38,015 - Unknown								
Mike Davis, L (1.8) OBP: 0.322, SLG: 0.303	G1-3		K			F7		K		4	0	0	0	0	2	5									
Kirk Gibson, L (1.7) OBP: 0.359, SLG: 0.496	4-3					F8				4	0	1	0	0	1	1									
Pedro Guerrero, R (1.5) OBP: 0.417, SLG: 0.450		F3		F9		L9		6-3		4	0	0	0	0	0	1									
Mike Marshall, R (1.3) OBP: 0.338, SLG: 0.444		L1		K		HR		F8		4	1	1	1	0	1	1									
Danny Heep, L (1.9) OBP: 0.435, SLG: 0.375						G3				3	0	0	0	1	0	0									
Dave Anderson, R (9. FR) OBP: 0.286, SLG: 0.308	P8					G3		BB		0	0	0	0	0	0	0									
Mike Scioscia, L (1.2) OBP: 0.434, SLG: 0.435			FC3-6		L4			K		4	0	1	0	0	1	2									
Alfredo Griffin, S (1.6) OBP: 0.205, SLG: 0.250			F8		F8			B6-3		3	0	0	0	0	0	1									
Tim Leary, R (1.1) OBP: 0.500, SLG: 0.625										1	0	1	0	0	0	0									
Jeff Hamilton, R (6. PH) OBP: 0.071, SLG: 0.077										1	0	1	0	0	0	0									
Tim Crews, R (7.1) ERA:										0	0	0	0	0	0	0									
Franklin Stubbs, L (8. PH) OBP: 0.429, SLG: 0.467										0	0	0	0	1	0	0									
Brian Holton, R (9.1) ERA: 2.37										0	0	0	0	0	0	0									
Inning Stats	R: 0 E: 0 K: 0 S: 12	H: 0 LOB: 0 BB: 0 P: 14	R: 0 E: 0 K: 0 S: 4	H: 0 LOB: 0 BB: 0 P: 10	R: 0 E: 0 K: 1 S: 11	H: 2 LOB: 2 BB: 0 P: 16	R: 0 E: 0 K: 2 S: 8	H: 0 LOB: 0 BB: 0 P: 15	R: 0 E: 0 K: 0 S: 9	H: 1 LOB: 1 BB: 0 P: 10	R: 1 E: 0 K: 1 S: 16	H: 1 LOB: 0 BB: 0 P: 24	R: 0 E: 0 K: 1 S: 8	H: 1 LOB: 2 BB: 1 P: 16	R: 0 E: 0 K: 0 S: 7	H: 1 LOB: 2 BB: 1 P: 15	1B: 4 2B: 2 HR: 1	SF: 0 SAC: 0 DP: 1 HBP: 0	WP: 0 PB: 0 SB: 1 CS: 1	PA: 34					
PITCHER	IP	WLS	BF	H	R	ER	SO	BB	IBB	HBP	BLK	WP	HR	S	P	ERA	WHIP								
Kevin Gross, R (1.1) ERA: 1.79	8.0	W	30	6	1	1	5	1	0	0	0	0	0	76	119	1.12	0.875								
Kent Tekulve, R (9.1) ERA: 2.37	1.0	S	4	0	0	0	0	1	0	0	0	0	0	6	14	0.00	1.000								



Batter	1	2	3	4	5	6	7	8	9	AB	R	H	RBI	BB	SO	LOB	TOP										
Milt Thompson, L (1,8) OBP: 0.353, SLG: 0.300	F9		FC3-6 SF7				FC6-4			4	1	1	0	0	0	2	Philadelphia Phillies @ Los Angeles Dodgers Dodger Stadium, Los Angeles, CA Sat May 14 1988, 7:05 PM PDT Att: 47,379 - Unknown - 70 F										
Phil Bradley, R (1,7) OBP: 0.331, SLG: 0.319	P6		SF7			L7	K			3	0	0	1	0	1	2											
Juan Samuel, R (1,4) OBP: 0.277, SLG: 0.346	6-3					F8		K		4	0	1	0	0	1	1											
Mike Schmidt, R (1,5) OBP: 0.320, SLG: 0.370		P6	F7			F3		F9		4	0	0	0	0	0	1											
Von Hayes, L (1,3) OBP: 0.339, SLG: 0.360		1B				G3		G3		4	0	2	0	0	0	0											
Lance Parrish, R (1,2) OBP: 0.325, SLG: 0.468		1B								4	1	2	0	0	1	1											
Chris James, R (1,9) OBP: 0.291, SLG: 0.433		P6								4	0	2	1	0	1	3											
Steve Jeltz, S (1,6) OBP: 0.359, SLG: 0.344										3	0	0	0	0	1	4											
Mike Young, S (9, PH) OBP: 0.297, SLG: 0.226	5-3									1	0	0	0	0	1	1											
Bruce Ruffin, S (1,1) OBP: 0.250, SLG: 0.200										2	0	1	0	0	0	0											
Greg Gross, L (7, PH) OBP: 0.231, SLG: 0.143										1	0	1	0	0	0	0											
Greg Harris, S (7, 1) OBP: 1.000, SLG: 1.000										0	0	0	0	0	0	0											
Darren Daulton, L (9, PH) OBP: 0.263, SLG: 0.250										1	0	0	0	0	1	1											
Inning Stats	R: 0 E: 0 K: 0 S: 5	H: 0 LOB: 0 BB: 0 P: 7	R: 0 E: 0 K: 0 S: 11	H: 2 LOB: 2 BB: 0 P: 16	R: 1 E: 0 K: 0 S: 18	H: 2 LOB: 1 BB: 0 P: 26	R: 0 E: 0 K: 1 S: 7	H: 1 LOB: 1 BB: 0 P: 9	R: 0 E: 0 K: 0 S: 11	H: 1 LOB: 1 BB: 0 P: 18	R: 1 E: 0 K: 1 S: 13	H: 2 LOB: 1 BB: 0 P: 19	R: 0 E: 0 K: 1 S: 9	H: 1 LOB: 0 BB: 0 P: 11	R: 0 E: 0 K: 1 S: 8	H: 0 LOB: 0 BB: 0 P: 12	R: 0 E: 1 K: 3 S: 10	H: 1 LOB: 1 BB: 0 P: 18	1B: 9 2B: 1 3B: 0 HR: 0	SF: 1 SAC: 0 DP: 0 HBP: 0	WP: 0 PB: 0 SB: 5 CS: 1	PA: 36					
PITCHER	IP	WLS	BF	H	R	ER	SO	BB	IBB	HBP	BLK	WP	HR	S	P	ERA	WHIP										
Don Sutton, R (1,1) ERA: 3.43	5.2	W	25	8	2	1	1	0	0	0	0	0	0	62	91	1.59	1.412										
Alejandro Pena, R (6,1) ERA: 0.54	1.1		4	1	0	0	2	0	0	0	0	0	0	12	15	0.00	0.750										
Jay Howell, R (8,1) ERA: 2.19	2.0	S	7	1	0	0	4	0	0	0	0	0	0	18	30	0.00	0.500										

Batter	1	2	3	4	5	6	7	8	9	AB	R	H	RBI	BB	SO	LOB	BOTTOM										
Steve Sax, R (1,4) OBP: 0.331, SLG: 0.365	3-1		SH1-3 SF9				E4			4	1	1	0	0	0	0	Philadelphia Phillies @ Los Angeles Dodgers Dodger Stadium, Los Angeles, CA Sat May 14 1988, 7:05 PM PDT Att: 47,379 - Unknown - 70 F										
Mike Davis, L (1,9) OBP: 0.328, SLG: 0.310	3-1		SF9			L1	CS			4	1	2	0	0	0	0											
Kirk Gibson, L (1,7) OBP: 0.351, SLG: 0.483	L9		SH1-3			4-3		L6		3	0	0	0	0	0	1											
Pedro Guerrero, R (1,5) OBP: 0.420, SLG: 0.451			SF9					F8		2	0	1	1	1	0	1											
Mike Marshall, R (1,3) OBP: 0.336, SLG: 0.445		FC4-6								4	1	1	1	0	1	3											
John Shelby, S (1,8) OBP: 0.295, SLG: 0.188		FC4-6								3	0	1	0	0	0	2											
Mike Scioscia, L (1,2) OBP: 0.422, SLG: 0.420		6-3								3	0	0	1	0	0	2											
Alfredo Griffin, S (1,6) OBP: 0.207, SLG: 0.246										2	0	0	0	1	1	0											
Don Sutton, R (1,1) OBP: 0.182, SLG: 0.100										2	0	0	0	0	0	2											
Alejandro Pena, R (6,1)										0	0	0	0	0	0	0											
Danny Heep, L (7, PH) OBP: 0.426, SLG: 0.366										1	0	0	0	0	0	0											
Jay Howell, R (8,1)										0	0	0	0	0	0	0											
Inning Stats	R: 0 E: 0 K: 0 S: 7	H: 0 LOB: 0 BB: 0 P: 8	R: 1 E: 0 K: 0 S: 16	H: 2 LOB: 2 BB: 1 P: 24	R: 2 E: 0 K: 0 S: 14	H: 3 LOB: 1 BB: 0 P: 18	R: 0 E: 0 K: 0 S: 5	H: 0 LOB: 0 BB: 0 P: 9	R: 0 E: 0 K: 1 S: 7	H: 0 LOB: 1 BB: 1 P: 14	R: 0 E: 1 K: 1 S: 12	H: 0 LOB: 0 BB: 0 P: 18	R: 0 E: 0 K: 0 S: 12	H: 1 LOB: 1 BB: 0 P: 16	R: 0 E: 0 K: 0 S: 12	H: 1 LOB: 1 BB: 0 P: 16	1B: 5 2B: 1 3B: 0 HR: 0	SF: 1 SAC: 1 DP: 0 HBP: 0	WP: 0 PB: 1 SB: 0 CS: 1	PA: 33							
PITCHER	IP	WLS	BF	H	R	ER	SO	BB	IBB	HBP	BLK	WP	HR	S	P	ERA	WHIP										
Bruce Ruffin, L (1,1) ERA: 3.91	6.0	L	25	5	3	2	1	1	1	0	0	0	0	24	30	0.00	1.000										
Greg Harris, R (7,1) ERA: 3.06	2.0		7	1	0	0	1	0	0	0	0	0	0	24	34	0.00	0.500										

Batter	1	2	3	4	5	6	7	8	9	AB R H RBI BB SO LOB	TOP											
Milt Thompson, L (1, 8) OBP: 0.330, SLG: 0.278	1-2 4-3		1-0 F7		2-3 K		2-0 G3			4 0 0 0 0 1 0	Philadelphia Phillies @ San Francisco Giants Candlestick Park, San Francisco, CA Mon May 16 1988, 10:05 PM EDT Att: 6,278 - Unknown - 48 F											
Phil Bradley, R (1, 7) OBP: 0.340, SLG: 0.320	0-3 K		1-1 G5-3		1-0 6-3		3-2 L9			4 0 0 0 0 1 0												
Von Hayes, L (1, 3) OBP: 0.341, SLG: 0.361	0-3 K			0-0 2B 1B		0-0 F8		2-2 F8		4 0 1 0 0 1 0												
Mike Schmidt, R (1, 5) OBP: 0.333, SLG: 0.391		0-1 1B 1B		1-1 1B		2-1 HR 1B		1-0 1B		4 1 4 0 0 0 0												
Lance Parrish, R (1, 2) OBP: 0.323, SLG: 0.487		0-0 B1		1-2 F9		2-0 HR 1B		3-3 K 1B		4 1 1 2 0 1 4												
Juan Samuel, R (1, 4) OBP: 0.276, SLG: 0.338		0-3 K		4-0 IBB		1-0 6-3		2-3 K		3 0 0 0 1 2 2												
Chris James, R (1, 9) OBP: 0.288, SLG: 0.448		0-0 1B		1-0 F6		0-0 HR		0-1 P3		4 1 2 1 0 0 3												
Steve Jeltz, S (1, 6) OBP: 0.341, SLG: 0.324		1-0 P6		1-1 G6-3		1-2 1-3		1-1 6-3		4 0 0 0 0 0 5												
Shane Rawley, R (1, 1) OBP: 0.158, SLG: 0.111			0-0 5-3		1-2 F2		0-3 K		2-3 K	4 0 0 0 0 2 0												
Inning Stats	R: 0 E: 0 K: 2 S: 9	H: 0 LOB: 0 BB: 0 P: 10	R: 0 E: 0 K: 1 S: 8	H: 2 LOB: 2 BB: 0 P: 9	R: 0 E: 0 K: 0 S: 4	H: 0 LOB: 0 BB: 0 P: 6	R: 0 E: 0 K: 0 S: 9	H: 2 LOB: 3 BB: 1 P: 17	R: 0 E: 0 K: 1 S: 7	H: 0 LOB: 0 BB: 0 P: 11	R: 3 E: 0 K: 0 S: 9	H: 3 LOB: 0 BB: 0 P: 15	R: 0 E: 0 K: 1 S: 8	H: 0 LOB: 0 BB: 0 P: 13	R: 0 E: 0 K: 2 S: 12	H: 1 LOB: 1 BB: 0 P: 20	R: 0 E: 0 K: 1 S: 8	H: 0 LOB: 0 BB: 0 P: 11	1B: 5 2B: 1 3B: 0 HR: 2	SF: 0 SAC: 0 DP: 0 HBP: 0	WP: 0 PB: 0 SB: 1 CS: 0	PA: 36
PITCHER	IP WLS BF H R ER SO BB IBB HBP BLK WP HR S P ERA WHIP											PITCHER	IP WLS BF H R ER SO BB IBB HBP BLK WP HR S P ERA WHIP									
Rick Reuschel, R (1, 1) ERA: 2.75	8.0 L 33 8 3 3 7 0 1 0 0 0 2 66 101 3.38 1.000											Scott Garrelts, R (9, 1) ERA: 3.42	1.0 3 0 0 0 1 0 0 0 0 0 0 8 11 0.00 0.000									

AB	35
R	3
H	8
RBI	3
BB	1
SO	8
LOB	14



Batter	1	2	3	4	5	6	7	8	9	AB R H RBI BB SO LOB	BOTTOM											
Brett Butler, L (1, 8) OBP: 0.327, SLG: 0.322	2-1 6-3		2-2 E6			0-0 1-3			3-3 K	4 0 0 0 0 1 0	Philadelphia Phillies @ San Francisco Giants Candlestick Park, San Francisco, CA Mon May 16 1988, 10:05 PM EDT Att: 6,278 - Unknown - 48 F											
Robby Thompson, R (1, 4) OBP: 0.345, SLG: 0.392	4-2 BB		1-1 P4			1-1 F3		2-1 F7		3 0 0 0 1 0 1												
Will Clark, L (1, 3) OBP: 0.353, SLG: 0.507	1-2 F8			1-0 4-3		2-2 4-3		1-1 4-3		4 0 0 0 0 0 1												
Kevin Mitchell, R (1, 5) OBP: 0.363, SLG: 0.500	0-1 L7			1-3 K		0-0 F9				3 0 0 0 0 1 1												
Jeffrey Leonard, R (1, 7) OBP: 0.282, SLG: 0.294		0-2 F3		1-0 F8		0-3 K				3 0 0 0 0 1 0												
Candy Maldonado, R (1, 9) OBP: 0.272, SLG: 0.374		1-2 F3			0-0 FC5-4 1B		1-0 F8			3 0 1 0 0 0 0												
Bob Melvin, R (1, 2) OBP: 0.225, SLG: 0.372		0-0 4-3			1-1 F2			1-1 5-3		3 0 0 0 0 0 1												
Jose Uribe, S (1, 6) OBP: 0.322, SLG: 0.303			0-0 6-3		0-2 FC5-4 1B			2-1 G4-6-3 1B		3 0 1 0 0 0 1												
Rick Reuschel, R (1, 1) OBP: 0.048, SLG: 0.048 Joel Youngblood, R (8, PH) OBP: 0.400, SLG: 0.370 Scott Garrelts, R (9, 1)			3-2 P4		0-3 K			1-0 G4-6-3 1B		2 0 0 0 0 1 1 1 0 0 0 0 0 1 0 0 0 0 0 0 0												
Inning Stats	R: 0 E: 0 K: 0 S: 10	H: 0 LOB: 1 BB: 1 P: 17	R: 0 E: 0 K: 0 S: 7	H: 0 LOB: 0 BB: 0 P: 8	R: 0 E: 1 K: 0 S: 12	H: 0 LOB: 1 BB: 0 P: 18	R: 0 E: 0 K: 1 S: 5	H: 0 LOB: 0 BB: 0 P: 8	R: 0 E: 0 K: 1 S: 11	H: 1 LOB: 1 BB: 0 P: 11	R: 0 E: 0 K: 0 S: 6	H: 0 LOB: 0 BB: 0 P: 9	R: 0 E: 0 K: 1 S: 5	H: 0 LOB: 0 BB: 0 P: 6	R: 0 E: 0 K: 0 S: 5	H: 1 LOB: 0 BB: 0 P: 9	R: 0 E: 0 K: 1 S: 7	H: 0 LOB: 0 BB: 0 P: 13	1B: 2 2B: 0 3B: 0 HR: 0	SF: 0 SAC: 0 DP: 1 HBP: 0	WP: 0 PB: 0 SB: 0 CS: 0	PA: 30
PITCHER	IP WLS BF H R ER SO BB IBB HBP BLK WP HR S P ERA WHIP											PITCHER	IP WLS BF H R ER SO BB IBB HBP BLK WP HR S P ERA WHIP									
Shane Rawley, L (1, 1) ERA: 3.49	9.0 W 30 2 0 0 4 1 0 0 0 0 0 68 99 0.00 0.333																					

AB	29
R	0
H	2
RBI	0
BB	1
SO	4
LOB	7



Batter	1	2	3	4	5	6	7	8	9	AB	R	H	RBI	BB	SO	LOB	TOP				
Milt Thompson, L OBP: 0.333, SLG: 0.277 (1, 8)	0-2 4-3	4-2 1B WP BB	0-1 1B			2-2 E4 FC4-6 FC5-4 BB		2-2 G1-6-3		4	2	1	0	1	0	1					
Phil Bradley, R OBP: 0.355, SLG: 0.357 (1, 7)	2-2 1B	2-2 2B WP 1B	0-3 K			4-1 FC4-6 BB		1-2 3B		4	2	3	1	1	1	1					
Von Hayes, L OBP: 0.350, SLG: 0.378 (1, 3)	2-2 1B SF9	1-3 1B 2B		2-1 6-3 S		1-1 FC4-6 FC5-4		0-3 K		5	2	3	1	0	1	3					
Mike Schmidt, R OBP: 0.338, SLG: 0.390 Bill Almon, R OBP: 0.273, SLG: 0.263 (6, PR) (6, 5)	0-0 SF9 BB	4-0 1B IBB		3-2 6-3		1-1 FC5-4 FC6-4			4-2 BB	3	0	1	1	1	0	2					
Lance Parrish, R OBP: 0.326, SLG: 0.479 (1, 2)	4-1 FC6-4 BB	2-1 FC6-4 1B		3-3 K		1-1 FC6-4			2-3 K	4	0	1	2	1	2	2					
Juan Samuel, R OBP: 0.280, SLG: 0.343 (1, 4)	1-2 SF9	1-3 K			0-2 E7 1B		1-2 1B		1-3 K	4	1	2	1	0	2	3					
Chris James, R OBP: 0.284, SLG: 0.436 (1, 9)	2-3 FC6-4 1-2	0-0 FC6-4 1-2			0-3 K		3-1 G3-6 1B		1-0 F8	5	0	1	0	0	1	6					
Steve Jeltz, S OBP: 0.337, SLG: 0.320 (1, 6)		0-3 K	0-0 1-3		1-0 2H 1B		0-1 G3-6			4	0	1	1	0	1	1					
Kevin Gross, R OBP: 0.360, SLG: 0.348 (1, 1)		2-1 WP 1B 1B	1-0 F8		2-3 K			0-0 G1-6-3 1B		4	1	2	0	0	1	0					
Inning Stats	R: 2 E: 0 K: 0 S: 18	H: 3 LOB: 2 BB: 1 P: 27	R: 4 E: 0 K: 2 S: 22	H: 4 LOB: 2 BB: 2 P: 37	R: 0 E: 0 K: 1 S: 7	H: 1 LOB: 0 BB: 0 P: 8	R: 0 E: 0 K: 1 S: 9	H: 1 LOB: 0 BB: 0 P: 17	R: 1 E: 1 K: 2 S: 10	H: 2 LOB: 0 BB: 0 P: 13	R: 0 E: 0 K: 0 S: 10	H: 2 LOB: 1 BB: 1 P: 19	R: 0 E: 0 K: 0 S: 12	H: 2 LOB: 1 BB: 0 P: 15	R: 0 E: 0 K: 2 S: 11	H: 0 LOB: 1 BB: 1 P: 19	1B: 12 2B: 2 3B: 1 HR: 0	SF: 1 SAC: 0 DP: 2 HBP: 0	WP: 3 PB: 0 SB: 1 CS: 0	PA: 43	
PITCHER	IP WLS BF H R ER SO BB IBB HBP BLK WP HR S P ERA WHIP	IP WLS BF H R ER SO BB IBB HBP BLK WP HR S P ERA WHIP	IP WLS BF H R ER SO BB IBB HBP BLK WP HR S P ERA WHIP	IP WLS BF H R ER SO BB IBB HBP BLK WP HR S P ERA WHIP	IP WLS BF H R ER SO BB IBB HBP BLK WP HR S P ERA WHIP	IP WLS BF H R ER SO BB IBB HBP BLK WP HR S P ERA WHIP	IP WLS BF H R ER SO BB IBB HBP BLK WP HR S P ERA WHIP	IP WLS BF H R ER SO BB IBB HBP BLK WP HR S P ERA WHIP	IP WLS BF H R ER SO BB IBB HBP BLK WP HR S P ERA WHIP	IP WLS BF H R ER SO BB IBB HBP BLK WP HR S P ERA WHIP	IP WLS BF H R ER SO BB IBB HBP BLK WP HR S P ERA WHIP	IP WLS BF H R ER SO BB IBB HBP BLK WP HR S P ERA WHIP	IP WLS BF H R ER SO BB IBB HBP BLK WP HR S P ERA WHIP	IP WLS BF H R ER SO BB IBB HBP BLK WP HR S P ERA WHIP	IP WLS BF H R ER SO BB IBB HBP BLK WP HR S P ERA WHIP	IP WLS BF H R ER SO BB IBB HBP BLK WP HR S P ERA WHIP	IP WLS BF H R ER SO BB IBB HBP BLK WP HR S P ERA WHIP	IP WLS BF H R ER SO BB IBB HBP BLK WP HR S P ERA WHIP	IP WLS BF H R ER SO BB IBB HBP BLK WP HR S P ERA WHIP	IP WLS BF H R ER SO BB IBB HBP BLK WP HR S P ERA WHIP	IP WLS BF H R ER SO BB IBB HBP BLK WP HR S P ERA WHIP
Kelly Downs, R ERA: 3.63 (1, 1)	1.1 L	14 7 6 6 1	7 6 6 1	2 1 0 0 0	2 0 36 59	40.50 6.750															
Randy Bockus, R ERA: 3.63 (2, 1)	3.2 13	4 1 0 5	0 0 0 0 0	0 0 0 0 0	0 0 30 43	0.00 1.091															
Terry Mulholland, L ERA: 15.43 (6, 1)	2.0 8	2 1 0 0	1 0 0 0	1 0 0 0	0 0 17 30	0.00 1.500															
Don Robinson, R ERA: 2.13 (8, 1)	2.0 8	2 0 0 3	1 0 0 0	0 0 0 0	0 0 23 34	0.00 1.500															

Philadelphia Phillies @ San Francisco Giants
Candlestick Park, San Francisco, CA
Tue May 17 1988, 10:05 PM EDT
Att. 9,948 - Unknown - 50 F

AB 37
R 8
H 15
RBI 7
BB 5
SO 9
LOB 19



Batter	1	2	3	4	5	6	7	8	9	AB	R	H	RBI	BB	SO	LOB	BOTTOM					
Brett Butler, L OBP: 0.329, SLG: 0.331 (1, 8)	2-2 1-3		1-0 F6		3-2 2B		0-2 2B 1B		0-1 F8	5	1	2	0	0	0	1						
Robby Thompson, R OBP: 0.354, SLG: 0.398 (1, 4)	2-0 3-1		2-2 E5 BB		4-1 BB		1-2 1H 2B		4-2 FC6-4 BB	3	0	1	1	2	0	0						
Will Clark, L OBP: 0.353, SLG: 0.500 Terry Mulholland, R (6, 1)	1-3 K		4-2 BB		0-1 F9		0-2 6-3		1-0 L4	2	0	0	0	0	1	2						
Joe Youngblood, R OBP: 0.387, SLG: 0.357 Don Robinson, R (8, 1)			1-2 BB							2	0	0	0	0	1	2						
Bob Melvin, R OBP: 0.222, SLG: 0.368 (9, PH)										0	0	0	0	0	0	0						
Bob Brenly, R OBP: 0.183, SLG: 0.338 (1, 2)										1	0	0	0	0	0	2						
Kevin Mitchell, R OBP: 0.352, SLG: 0.482 (6, 7)		2-0 F8	0-2 F4		1-0 6-3		0-0 F2		1-2 FC6-4	5	0	0	0	0	0	4						
Mike Aldrete, L OBP: 0.333, SLG: 0.325 (1, 9)		3-2 BB 1B		1-2 4-3		4-0 BB		1-1 G3		3	0	1	0	1	0	0						
Harry Splitman, L OBP: 0.214, SLG: 0.083 (1, 7)		4-0 BB		2-0 F8		0-0 L8		1-2 E 1B		3	0	1	0	1	0	1						
Bob Brenly, R OBP: 0.183, SLG: 0.338 (1, 2)		0-0 F9		0-2 F9		2-1 L7		0-0 E5		4	0	0	0	0	0	4						
Jose Uribe, S OBP: 0.313, SLG: 0.294 (1, 6)			1-3 K		1-0 G3		1-1 F7		0-3 K	4	0	0	0	0	2	4						
Kelly Downs, R OBP: 0.091, SLG: 0.091 Randy Bockus, L (2, 1)			3-2 F7		0-0 6-3		0-1 L7		1-2 WP 1B	0	0	0	0	0	0	0						
Angel Escobar, S OBP: 0.333, SLG: 0.333 (6, 5)										3	0	1	0	0	0	0						
Inning Stats	R: 0 E: 0 K: 1 S: 8	H: 0 LOB: 0 BB: 0 P: 13	R: 0 E: 0 K: 1 S: 11	H: 1 LOB: 2 BB: 1 P: 21	R: 0 E: 0 K: 0 S: 15	H: 0 LOB: 0 BB: 1 P: 25	R: 0 E: 0 K: 0 S: 8	H: 0 LOB: 0 BB: 0 P: 11	R: 0 E: 0 K: 0 S: 9	H: 1 LOB: 2 BB: 1 P: 17	R: 0 E: 0 K: 0 S: 4	H: 0 LOB: 1 BB: 1 P: 11	R: 1 E: 0 K: 0 S: 13	H: 2 LOB: 1 BB: 0 P: 15	R: 0 E: 1 K: 1 S: 10	H: 1 LOB: 2 BB: 0 P: 12	R: 0 E: 0 K: 0 S: 11	H: 1 LOB: 2 BB: 1 P: 18	1B: 4 2B: 2 3B: 0 HR: 0	SF: 0 SAC: 0 DP: 0 HBP: 0	WP: 1 PB: 0 SB: 0 CS: 0	PA: 40
PITCHER	IP WLS BF H R ER SO BB IBB HBP BLK WP HR S P ERA WHIP	IP WLS BF H R ER SO BB IBB HBP BLK WP HR S P ERA WHIP	IP WLS BF H R ER SO BB IBB HBP BLK WP HR S P ERA WHIP	IP WLS BF H R ER SO BB IBB HBP BLK WP HR S P ERA WHIP	IP WLS BF H R ER SO BB IBB HBP BLK WP HR S P ERA WHIP	IP WLS BF H R ER SO BB IBB HBP BLK WP HR S P ERA WHIP	IP WLS BF H R ER SO BB IBB HBP BLK WP HR S P ERA WHIP	IP WLS BF H R ER SO BB IBB HBP BLK WP HR S P ERA WHIP	IP WLS BF H R ER SO BB IBB HBP BLK WP HR S P ERA WHIP	IP WLS BF H R ER SO BB IBB HBP BLK WP HR S P ERA WHIP	IP WLS BF H R ER SO BB IBB HBP BLK WP HR S P ERA WHIP	IP WLS BF H R ER SO BB IBB HBP BLK WP HR S P ERA WHIP	IP WLS BF H R ER SO BB IBB HBP BLK WP HR S P ERA WHIP	IP WLS BF H R ER SO BB IBB HBP BLK WP HR S P ERA WHIP	IP WLS BF H R ER SO BB IBB HBP BLK WP HR S P ERA WHIP	IP WLS BF H R ER SO BB IBB HBP BLK WP HR S P ERA WHIP	IP WLS BF H R ER SO BB IBB HBP BLK WP HR S P ERA WHIP	IP WLS BF H R ER SO BB IBB HBP BLK WP HR S P ERA WHIP	IP WLS BF H R ER SO BB IBB HBP BLK WP HR S P ERA WHIP	IP WLS BF H R ER SO BB IBB HBP BLK WP HR S P ERA WHIP	IP WLS BF H R ER SO BB IBB HBP BLK WP HR S P ERA WHIP	
Kevin Gross, R ERA: 1.69 (1, 1)	9.0 W	40 6	1 1	3 3	5 0	0 0	0 0	0 0	1 0	89 143	1.00 1.222											

Philadelphia Phillies @ San Francisco Giants
Candlestick Park, San Francisco, CA
Tue May 17 1988, 10:05 PM EDT
Att. 9,948 - Unknown - 50 F

AB 35
R 1
H 6
RBI 1
BB 5
SO 3
LOB 19



Batter	1	2	3	4	5	6	7	8	9	AB	R	H	RBI	BB	SO	LOB	TOP		
Milt Thompson, L (1, 8) OBP: 0.320, SLG: 0.275 Mike Young, S (9, PH) OBP: 0.231, SLG: 0.200	F9 HR 2B		G3		L5		K		K	4	1	1	0	0	1	1	Philadelphia Phillies @ San Diego Padres Jack Murphy Stadium, San Diego, CA Fri May 20 1988, 10:05 PM EDT Att: 10,208 - Unknown - 68 F		
Phil Bradley, R (1, 7) OBP: 0.342, SLG: 0.341	F9 2-3				F8		1-3		F9	5	0	1	0	0	0	4			
Von Hayes, L (1, 3) OBP: 0.351, SLG: 0.376	L3		4-3						B1-3	3	1	0	0	1	0	2			
Mike Schmidt, R (1, 5) OBP: 0.340, SLG: 0.408	HR				P3		F8		WP BB	3	1	1	2	1	0	1			
Lance Parrish, R (1, 2) OBP: 0.329, SLG: 0.492	K				5-3		1B		F9 BB	4	0	1	0	0	1	1			
Juan Samuel, R (1, 4) OBP: 0.280, SLG: 0.340		6-3			S 1B		1B		P4	4	0	2	0	0	0	1			
Chris James, R (1, 9) OBP: 0.276, SLG: 0.422	F9				F8		SF9		SH1-4 SH 1B	3	0	1	1	0	0	1			
Steve Jeltz, S (1, 6) OBP: 0.340, SLG: 0.316	K				SH3-4 1B		L5		SH SH1-4	3	0	1	0	0	1	2			
David Palmer, R (1, 1) OBP: 0.167, SLG: 0.067 Steve Bedrosian, R (6, PH) OBP: 0.275, SLG: 0.328 Bob Demier, R (7, PH) OBP: 0.280, SLG: 0.300 Greg Harris, R (7, 1) OBP: 0.280, SLG: 0.300 Luis Aguayo, R (9, PH) OBP: 0.280, SLG: 0.300 Kent Tekulve, R (9, 1)			5-3		SH3-4		4-3		SH1-4	1	0	0	0	0	0	0		Phillies	
										1	0	0	0	0	0	0			
Inning Stats	R: 2 E: 0 K: 1 S: 11	H: 2 LOB: 0 BB: 0 P: 14	R: 0 E: 0 K: 1 S: 7	H: 0 LOB: 0 BB: 0 P: 9	R: 0 E: 0 K: 0 S: 8	H: 1 LOB: 1 BB: 0 P: 9	R: 0 E: 0 K: 0 S: 10	H: 1 LOB: 1 BB: 0 P: 20	R: 0 E: 0 K: 0 S: 8	H: 1 LOB: 2 BB: 1 P: 14	R: 0 E: 0 K: 1 S: 9	H: 0 LOB: 0 BB: 0 P: 14	R: 0 E: 0 K: 0 S: 8	H: 0 LOB: 1 BB: 1 P: 17	R: 0 E: 1 K: 1 S: 11	H: 1 LOB: 2 BB: 0 P: 17	1B: 6 2B: 1 3B: 0 HR: 1	SF: 1 SAC: 3 DP: 0 HBP: 0	WP: 1 PA: 38 PB: 0 SB: 1 CS: 0
PITCHER	IP WLS BF H R ER SO BB IBB HBP BLK WP HR S P ERA WHIP	IP WLS BF H R ER SO BB IBB HBP BLK WP HR S P ERA WHIP																	
Andy Hawkins, R (1, 1) ERA: 3.93	6.0	26	7	3	3	2	1	0	0	0	0	0	1	0	49	79	4.50	1.333	
Mark Davis, L (7, 1) ERA: 2.05	3.0	12	1	0	0	2	1	0	0	0	1	0	0	28	48	0.00	0.667		

Batter	1	2	3	4	5	6	7	8	9	AB	R	H	RBI	BB	SO	LOB	BOTTOM				
Dickie Thon, R (1, 6) OBP: 0.326, SLG: 0.333	FC3-6 BB		F9		1B		5-3		K	4	0	1	0	1	1	1	Philadelphia Phillies @ San Diego Padres Jack Murphy Stadium, San Diego, CA Fri May 20 1988, 10:05 PM EDT Att: 10,208 - Unknown - 68 F				
Roberto Alomar, S (1, 4) OBP: 0.257, SLG: 0.296	FC3-6 WP 2B		F8		K		4-3		1B	5	1	1	1	0	1	3					
John Kruk, L (1, 3) OBP: 0.395, SLG: 0.436	2B FC5-2 BB				1B		F5			2	0	1	1	2	0	0					
Randy Ready, R (1, 5) OBP: 0.361, SLG: 0.437	FC5-2 2B		4-3		K				HR	4	1	2	2	0	1	3					
Benito Santiago, R (1, 2) OBP: 0.233, SLG: 0.344	FC5-2				K		F8		4-3	4	0	0	0	0	1	2					
Keith Moreland, R (1, 7) OBP: 0.303, SLG: 0.317	F9				F7		5-3		K	4	0	0	0	0	1	2					
Marvell Wynne, L (1, 8) OBP: 0.333, SLG: 0.608			K		4-3				F5	4	0	1	0	0	1	0					
Shane Mack, R (1, 9) OBP: 0.273, SLG: 0.244	1-3				1B BB				SH3-4 1B	2	2	1	0	2	0	0					
Andy Hawkins, R (1, 1) ERA: 4.91					K		4-3		SH3-4	2	0	0	0	0	2	1					
Steve Bedrosian, R (6, PH) ERA: 3.0					K					1	0	0	0	0	0	2					
Greg Harris, R (7, 1) ERA: 3.0										0	0	0	0	0	0	0					
Garry Templeton, S (9, PH) ERA: 2.25										0	0	0	0	0	0	0					
Inning Stats	R: 1 E: 0 K: 0 S: 11	H: 1 LOB: 2 BB: 2 P: 24	R: 0 E: 0 K: 2 S: 7	H: 0 LOB: 0 BB: 0 P: 12	R: 0 E: 0 K: 0 S: 8	H: 0 LOB: 1 BB: 1 P: 17	R: 0 E: 0 K: 1 S: 6	H: 0 LOB: 0 BB: 0 P: 8	R: 1 E: 0 K: 3 S: 16	H: 2 LOB: 2 BB: 1 P: 21	R: 0 E: 0 K: 0 S: 12	H: 1 LOB: 2 BB: 1 P: 23	R: 0 E: 0 K: 0 S: 6	H: 0 LOB: 0 BB: 0 P: 8	R: 1 E: 0 K: 1 S: 12	H: 1 LOB: 1 BB: 0 P: 20	R: 1 E: 0 K: 1 S: 7	H: 2 LOB: 1 BB: 0 P: 11	1B: 4 2B: 1 3B: 1 HR: 1	SF: 0 SAC: 1 DP: 0 HBP: 0	WP: 1 PA: 38 PB: 0 SB: 0 CS: 0
PITCHER	IP WLS BF H R ER SO BB IBB HBP BLK WP HR S P ERA WHIP	IP WLS BF H R ER SO BB IBB HBP BLK WP HR S P ERA WHIP																			
David Palmer, R (1, 1) ERA: 4.91	5.2	26	4	2	2	0	5	0	0	0	0	0	0	0	2	3	0.00	0.000			
Steve Bedrosian, R (6, PH) ERA: 3.0	0.1	1	0	0	0	0	0	0	0	0	0	0	0	2	3	0.00	0.000				
Greg Harris, R (7, 1) ERA: 3.0	2.0	7	1	1	1	1	0	0	0	0	0	1	18	28	4.50	0.500					
Kent Tekulve, R (9, 1) ERA: 2.95	0.2	4	2	1	1	1	0	0	0	0	0	0	7	11	13.50	3.000					

Batter	1	2	3	4	5	6	7	8	9	AB	R	H	RBI	BB	SO	LOB	TOP										
Milt Thompson, L (1, 8) OBP: 0.317, SLG: 0.274										4	1	1	0	0	1	0	Philadelphia Phillies @ San Diego Padres Jack Murphy Stadium, San Diego, CA Sat May 21 1988, 10:05 PM EDT Att: 15,572 - Unknown - 70 F livebaseballscorecards.com										
Phil Bradley, R (1, 7) OBP: 0.338, SLG: 0.338										4	1	1	1	0	0	0											
Von Hayes, L (1, 3) OBP: 0.355, SLG: 0.397										3	1	1	2	1	2	0											
Mike Schmidt, R (1, 5) OBP: 0.331, SLG: 0.395										4	0	0	0	0	2	1											
Juan Samuel, R (1, 4) OBP: 0.286, SLG: 0.359										3	1	1	1	1	1	0											
Chris James, R (1, 9) OBP: 0.276, SLG: 0.417										4	0	1	0	0	0	1											
Steve Bedrosian, R (8, 1)										0	0	0	0	0	0	0											
Darren Daulton, L (1, 2) OBP: 0.296, SLG: 0.261										3	0	1	0	1	1	1											
Steve Jeltz, S (1, 6) OBP: 0.337, SLG: 0.305										3	0	0	0	1	0	1											
Shane Rawley, R (1, 1) OBP: 0.136, SLG: 0.095										3	0	0	0	0	1	2											
Greg Gross, L (8, 9) OBP: 0.238, SLG: 0.158										1	0	0	0	0	0	0											
Inning Stats	R: 0 E: 0 K: 1 S: 8	H: 0 LOB: 1 BB: 1 P: 16	R: 0 E: 0 K: 1 S: 15	H: 0 LOB: 1 BB: 1 P: 24	R: 0 E: 0 K: 0 S: 7	H: 0 LOB: 0 BB: 0 P: 12	R: 1 E: 0 K: 2 S: 20	H: 3 LOB: 1 BB: 0 P: 26	R: 3 E: 0 K: 2 S: 18	H: 3 LOB: 0 BB: 2 P: 25	R: 0 E: 0 K: 1 S: 9	H: 0 LOB: 0 BB: 2 P: 18	R: 0 E: 0 K: 1 S: 8	H: 0 LOB: 0 BB: 0 P: 10	R: 0 E: 0 K: 0 S: 5	H: 0 LOB: 0 BB: 0 P: 9	R: 0 E: 0 K: 1 S: 6	H: 0 LOB: 0 BB: 0 P: 9	1B: 4 2B: 0 3B: 0 HR: 2	SF: 0 SAC: 0 DP: 0 HBP: 0	WP: 0 PB: 0 SB: 1 CS: 1	PA: 37					
PITCHER	IP	WLS	BF	H	R	ER	SO	BB	IBB	HBP	BLK	WP	HR	S	P	ERA	WHIP										
Mark Grant, R (1, 1) ERA: 3.77	7.0	L	30	6	4	4	7	3	1	0	0	0	2	85	131	5.14	1.286										
Greg Booker, R (8, 1) ERA: 2.99	1.0		3	0	0	0	0	0	0	0	0	0	0	5	9	0.00	0.000										
Lance McCullers, R (9, 1) ERA: 2.76	1.0		3	0	0	0	1	0	0	0	0	0	0	6	9	0.00	0.000										

Batter	1	2	3	4	5	6	7	8	9	AB	R	H	RBI	BB	SO	LOB	BOTTOM										
Dickie Thon, R (1, 6) OBP: 0.348, SLG: 0.333										3	0	1	1	2	0	0	Philadelphia Phillies @ San Diego Padres Jack Murphy Stadium, San Diego, CA Sat May 21 1988, 10:05 PM EDT Att: 15,572 - Unknown - 70 F livebaseballscorecards.com										
Roberto Alomar, S (1, 4) OBP: 0.254, SLG: 0.292										5	0	1	2	0	1	3											
John Kruk, L (1, 3) OBP: 0.387, SLG: 0.418										4	0	0	0	1	0	4											
Randy Ready, R (1, 5) OBP: 0.366, SLG: 0.434										3	0	1	0	1	0	1											
Keith Moreland, R (1, 7) OBP: 0.316, SLG: 0.333										3	0	2	0	1	0	1											
Garry Templeton, S (8, PR) OBP: 0.225, SLG: 0.240										0	0	0	0	0	0	0											
Benito Santiago, R (1, 2) OBP: 0.226, SLG: 0.333										4	0	0	0	0	0	5											
Shawn Abner, R (1, 9) OBP: 0.244, SLG: 0.316										3	0	0	0	0	0	1											
Marvell Wynne, L (8, PH) OBP: 0.345, SLG: 0.608										0	0	0	0	1	0	0											
Shane Mack, R (1, 8) OBP: 0.298, SLG: 0.273										3	2	2	0	0	0	0											
Randy Byers, L (8, PH) OBP: 0.200, SLG: 0.300										1	0	0	0	0	0	3											
Mark Grant, R (1, 1) Carmelo Martinez, R (7, PH) Greg Booker, R (8, 1) Chris Brown, R (8, PH) Lance McCullers, S (9, 1)										0	1	0	0	1	0	0											
Inning Stats	R: 0 E: 0 K: 1 S: 10	H: 0 LOB: 1 BB: 1 P: 19	R: 0 E: 0 K: 0 S: 7	H: 0 LOB: 0 BB: 1 P: 14	R: 1 E: 0 K: 0 S: 10	H: 2 LOB: 0 BB: 0 P: 16	R: 0 E: 0 K: 0 S: 6	H: 0 LOB: 1 BB: 1 P: 15	R: 1 E: 0 K: 0 S: 13	H: 1 LOB: 2 BB: 2 P: 23	R: 0 E: 0 K: 0 S: 7	H: 1 LOB: 1 BB: 0 P: 12	R: 1 E: 0 K: 0 S: 8	H: 2 LOB: 1 BB: 1 P: 17	R: 0 E: 0 K: 0 S: 7	H: 2 LOB: 3 BB: 1 P: 13	R: 0 E: 0 K: 0 S: 10	H: 0 LOB: 0 BB: 0 P: 15	1B: 7 2B: 1 3B: 0 HR: 0	SF: 0 SAC: 1 DP: 2 HBP: 0	WP: 0 PB: 0 SB: 0 CS: 1	PA: 39					
PITCHER	IP	WLS	BF	H	R	ER	SO	BB	IBB	HBP	BLK	WP	HR	S	P	ERA	WHIP										
Shane Rawley, L (1, 1) ERA: 3.53	7.0	W	30	6	3	3	1	6	0	0	0	0	0	61	116	3.86	1.714										
Steve Bedrosian, R (8, 1) ERA:	2.0	S	9	2	0	0	0	0	1	0	0	0	0	17	28	0.00	1.000										

Batter	1	2	3	4	5	6	7	8	9	AB	R	H	RBI	BB	SO	LOB	TOP		
Milt Thompson, L (1, 8) OBP: 0.315, SLG: 0.274	2-1 F8		0-0 G3			1-1 F7		1-1 1B		4	0	1	0	0	0	1			
Phil Bradley, R (1, 7) Wally Ritchie, L (8, 1) OBP: 0.331, SLG: 0.329	2-2 F9			3-1 F4		1-0 6-3		2-3 K		4	0	0	0	0	1	1			
Von Hayes, L (1, 3) Luis Aguayo, R (7, PR) OBP: 0.361, SLG: 0.424	3-2 4-3			2-2 HR			2-2 1B	2-2 1B		3	1	2	1	0	0	0			
Mike Schmidt, R (1, 5) OBP: 0.323, SLG: 0.383		1-3 K		1-1 F3			2-3 K	2-1 4-3		4	0	0	0	0	2	3			
Juan Samuel, R (1, 4) OBP: 0.285, SLG: 0.357		2-2 6-3		0-1 6-3			0-0 1B		1-1 F9	4	0	1	0	0	0	0			
Chris James, R (1, 9) OBP: 0.297, SLG: 0.403		2-2 F8			0-0 F8		0-3 K		0-1 5-3	4	0	0	0	0	1	2			
Darren Daulton, L (1, 2) OBP: 0.298, SLG: 0.222			1-3 K		0-1 4-3		0-0 6-3		1-3 K	4	0	0	0	0	2	2			
Steve Jeltz, S (1, 6) OBP: 0.347, SLG: 0.341			0-0 1B		2-2 4-3				0-1 4-3	3	1	2	0	0	0	0			
Kevin Gross, R (1, 1) Bill Atherton, R (6, PH) Danny Clay, R (6, 1) Don Carman, L (6, 1) Greg Gross, L (8, PH) OBP: 0.233, SLG: 0.154			1-2 F9			2-3 K		1-2 4-3		1	0	0	0	0	0	1			
Inning Stats	R: 0 E: 0 K: 0 S: 8	H: 0 LOB: 0 BB: 0 P: 15	R: 0 E: 0 K: 1 S: 11	H: 0 LOB: 0 BB: 0 P: 16	R: 0 E: 0 K: 1 S: 8	H: 1 LOB: 1 BB: 0 P: 10	R: 1 E: 0 K: 0 S: 10	H: 1 LOB: 0 BB: 0 P: 16	R: 0 E: 0 K: 1 S: 6	H: 0 LOB: 0 BB: 0 P: 10	R: 0 E: 0 K: 2 S: 12	H: 2 LOB: 2 BB: 0 P: 16	R: 1 E: 0 K: 1 S: 17	H: 3 LOB: 2 BB: 0 P: 25	R: 0 E: 0 K: 1 S: 7	H: 0 LOB: 0 BB: 0 P: 9	1B: 5 2B: 0 3B: 1 HR: 1	SF: 0 SAC: 0 DP: 0 HBP: 0	WP: 0 PA: 34 PB: 0 SB: 0 CS: 0
PITCHER Eric Show, R (1, 1) ERA: 3.15	IP: 9.0 WLS: W BF: 34 H: 7 R: 2 ER: 2 SO: 7 BB: 0 IBB: 0 HBP: 0 BLK: 0 WP: 0 HR: 1 S: 85 P: 125 ERA: 2.00 WHIP: 0.778															PITCHER			

Philadelphia Phillies @ San Diego Padres
 Jack Murphy Stadium, San Diego, CA
 Sun May 22 1988, 6:33 AM EDT
 Att: 40,012 - Sunny - 75 F

AB	34
R	2
H	7
RBI	2
BB	0
SO	7
LOB	10



Batter	1	2	3	4	5	6	7	8	9	AB	R	H	RBI	BB	SO	LOB	BOTTOM		
Dickie Thon, R (1, 6) OBP: 0.338, SLG: 0.313	3-3 K		2-3 K	1-3 K		4-1 2B		3-1 F9		4	1	0	0	1	3	1			
Roberto Alomar, S (1, 4) OBP: 0.288, SLG: 0.325	0-0 F7		3-2 1B		1-0 HR	4-1 2B		1-0 L8		4	3	2	1	1	0	1			
John Kruk, L (1, 3) OBP: 0.403, SLG: 0.471	4-2 1B		0-1 F5		3-0 6-3	2-2 1B		1-2 HR		4	3	3	4	1	0	1			
Randy Ready, R (1, 5) OBP: 0.383, SLG: 0.440	2-2 1B		4-0 1B		1-2 P4	1-1 WP		4-0 BB		3	1	2	1	2	0	1			
Keith Moreland, R (1, 7) Shawn Abner, R (7, 9) OBP: 0.314, SLG: 0.331	0-1 P3		1-1 1B		0-2 6-3	3-1 4-3		2-0 F3		4	0	1	1	0	0	4			
Marvell Wynne, L (1, 8) OBP: 0.355, SLG: 0.636		1-1 F9	1-1 1B		1-2 3B		2-2 P3			4	0	2	2	0	0	0			
Shane Mack, R (1, 9) OBP: 0.294, SLG: 0.255		4-0 S	1-2 4-3		3-2 F9		2-2 G3			3	0	0	0	1	0	3			
Mark Parent, R (1, 2) OBP: 0.192, SLG: 0.200		3-0 6-3		0-1 B1-4		0-1 F8		1-2 L9		4	0	1	0	0	0	1			
Eric Show, R (1, 1) OBP: 0.263, SLG: 0.222		1-2 F8		0-1 B1-4		1-2 F3		1-0 E6		4	1	0	0	0	0	2			
Inning Stats	R: 0 E: 0 K: 1 S: 16	H: 1 LOB: 2 BB: 1 P: 25	R: 0 E: 0 K: 0 S: 6	H: 0 LOB: 1 BB: 1 P: 15	R: 2 E: 0 K: 1 S: 17	H: 3 LOB: 2 BB: 1 P: 29	R: 0 E: 0 K: 1 S: 7	H: 1 LOB: 0 BB: 0 P: 8	R: 2 E: 0 K: 0 S: 16	H: 3 LOB: 1 BB: 0 P: 25	R: 3 E: 0 K: 0 S: 14	H: 2 LOB: 1 BB: 2 P: 29	R: 0 E: 0 K: 0 S: 12	H: 0 LOB: 0 BB: 0 P: 17	R: 2 E: 1 K: 0 S: 9	H: 1 LOB: 1 BB: 1 P: 21	1B: 7 2B: 2 3B: 1 HR: 2	SF: 0 SAC: 0 DP: 1 HBP: 0	WP: 1 PA: 41 PB: 0 SB: 4 CS: 0
PITCHER Kevin Gross, R (1, 1) ERA: 2.06 Danny Clay, R (6, 1) ERA: 7.11 Don Carman, L (6, 1) ERA: 4.91 Wally Ritchie, L (8, 1) ERA: 0.75	IP: 5.0 WLS: L BF: 25 H: 8 R: 4 ER: 4 SO: 3 BB: 3 IBB: 0 HBP: 0 BLK: 0 WP: 0 HR: 1 S: 62 P: 102 ERA: 7.20 WHIP: 2.200															PITCHER			

Philadelphia Phillies @ San Diego Padres
 Jack Murphy Stadium, San Diego, CA
 Sun May 22 1988, 6:33 AM EDT
 Att: 40,012 - Sunny - 75 F

AB	35
R	9
H	11
RBI	9
BB	6
SO	3
LOB	15



Batter	1	2	3	4	5	6	7	8	9	10	11	12	AB	R	H	RBI	BB	SO	LOB	TOP							
Steve Sax, R OBP: 0.320, SLG: 0.350 (1.4)	0-2 1-6-3		1-2 5-3			2-0 F9		1-0 S 1B		0-0 SH1-4		1-1 5-3	5	0	1	0	0	0	1								
Mike Davis, L OBP: 0.303, SLG: 0.271 (1.9)	0-3 K		0-1 6-3			0-0 F7		1-2 L8		2-2 4-3		2-1 1B	6	0	1	1	0	1	2								
Kirk Gibson, L OBP: 0.360, SLG: 0.497 (1.7)	2-3 K			1-1 G6-4-3 1B		3-1 5-3		4-0 IBB		4-0 IBB		4-0 IBB	3	0	1	0	3	1	0								
Mike Marshall, R OBP: 0.315, SLG: 0.418 (1.3)		0-1 F9		2-1 G6-4-3 1-2		1-1 6-3		0-0 5-3		3-1 F9		1-2 P4	6	0	0	0	0	0	7								
John Shelby, S OBP: 0.337, SLG: 0.333 (1.8)		0-3 K		0-2 P4		4-2 BB			1-0 F9 2B		3-3 K		4	0	1	0	1	2	0								
Jeff Hamilton, R OBP: 0.125, SLG: 0.091 (1.5)		2-0 BB 1B				0-0 E6 G6-4-3 1B		1-0 F8		0-2 F9		1-3 K	5	0	1	0	0	1	2								
Mike Scioscia, L OBP: 0.386, SLG: 0.373 Alejandro Pena, R (11.1)		4-2 1B				0-0 P4		3-2 P4		4-0 G6-3 IBB		2-2 3-1	3	0	1	0	2	0	1	AB 41							
Jesse Orosco, R (12.1)						1-2 1B							0	0	0	0	0	0	0	R 2							
Mickey Hatcher, R OBP: 0.333, SLG: 0.433 (12.9)		1-2 BB				1-2 1B							0	0	0	0	0	0	0	H 9							
Dave Anderson, R OBP: 0.391, SLG: 0.524 Danny Heep, L (9, PH)		0-2 4-3				0-2 G6-4-3							3	1	1	1	0	0	4	RBI 2							
Jay Howell, R (9.1)						1-2 G6-4-3							1	0	0	0	0	0	2	BB 6							
Rick Dempsey, R OBP: 0.375, SLG: 0.464 (11.2)						1-2 2-3		0-0 HR		1-0 G6-3		2-2 SH3 1B	0	0	0	0	0	0	0	SO 5							
Orel Hershiser, R OBP: 0.046, SLG: 0.048 Mike Sharperson, R (9.0)			0-0 P3			0-1 6-3		0-0 F8		1-1 4-3 SH1-4 1B		0-0 SH3	3	0	0	0	0	1	1	LOB 20							
1-0 1												1-2	1	0	1	0	0	0	0								
Inning Stats	R: 0 E: 0 K: 2 S: 10	H: 0 LOB: 0 BB: 0	R: 0 E: 0 K: 1 S: 11	H: 1 LOB: 2 BB: 1 P: 17	R: 0 E: 0 K: 0 S: 7	H: 0 LOB: 0 BB: 0 P: 8	R: 0 E: 0 K: 0 S: 7	H: 1 LOB: 1 BB: 0 P: 10	R: 0 E: 1 K: 0 S: 7	H: 1 LOB: 1 BB: 1 P: 7	R: 0 E: 0 K: 0 S: 4	H: 0 LOB: 0 BB: 0 P: 9	R: 0 E: 0 K: 0 S: 6	H: 0 LOB: 1 BB: 1 P: 17	R: 1 E: 0 K: 0 S: 9	H: 2 LOB: 2 BB: 1 P: 13	R: 0 E: 0 K: 0 S: 9	H: 1 LOB: 1 BB: 1 P: 15	R: 0 E: 0 K: 2 S: 9	H: 0 LOB: 0 BB: 0 P: 15	R: 1 E: 0 K: 0 S: 13	H: 2 LOB: 2 BB: 1 P: 23	1B: 7 2B: 1 3B: 0 HR: 1	SF: 0 SAC: 2 DP: 3 HBP: 0	WP: 0 PB: 0 SB: 0 CS: 0	PA: 49	
PITCHER	IP WLS BF H R ER SO BB IBB HBP BLK WP HR S P ERA WHIP	IP WLS BF H R ER SO BB IBB HBP BLK WP HR S P ERA WHIP	IP WLS BF H R ER SO BB IBB HBP BLK WP HR S P ERA WHIP	IP WLS BF H R ER SO BB IBB HBP BLK WP HR S P ERA WHIP	IP WLS BF H R ER SO BB IBB HBP BLK WP HR S P ERA WHIP	IP WLS BF H R ER SO BB IBB HBP BLK WP HR S P ERA WHIP	IP WLS BF H R ER SO BB IBB HBP BLK WP HR S P ERA WHIP	IP WLS BF H R ER SO BB IBB HBP BLK WP HR S P ERA WHIP	IP WLS BF H R ER SO BB IBB HBP BLK WP HR S P ERA WHIP	IP WLS BF H R ER SO BB IBB HBP BLK WP HR S P ERA WHIP	IP WLS BF H R ER SO BB IBB HBP BLK WP HR S P ERA WHIP	IP WLS BF H R ER SO BB IBB HBP BLK WP HR S P ERA WHIP	IP WLS BF H R ER SO BB IBB HBP BLK WP HR S P ERA WHIP	IP WLS BF H R ER SO BB IBB HBP BLK WP HR S P ERA WHIP	IP WLS BF H R ER SO BB IBB HBP BLK WP HR S P ERA WHIP	IP WLS BF H R ER SO BB IBB HBP BLK WP HR S P ERA WHIP	IP WLS BF H R ER SO BB IBB HBP BLK WP HR S P ERA WHIP	IP WLS BF H R ER SO BB IBB HBP BLK WP HR S P ERA WHIP	IP WLS BF H R ER SO BB IBB HBP BLK WP HR S P ERA WHIP	IP WLS BF H R ER SO BB IBB HBP BLK WP HR S P ERA WHIP	IP WLS BF H R ER SO BB IBB HBP BLK WP HR S P ERA WHIP	IP WLS BF H R ER SO BB IBB HBP BLK WP HR S P ERA WHIP	IP WLS BF H R ER SO BB IBB HBP BLK WP HR S P ERA WHIP	IP WLS BF H R ER SO BB IBB HBP BLK WP HR S P ERA WHIP	IP WLS BF H R ER SO BB IBB HBP BLK WP HR S P ERA WHIP	IP WLS BF H R ER SO BB IBB HBP BLK WP HR S P ERA WHIP	IP WLS BF H R ER SO BB IBB HBP BLK WP HR S P ERA WHIP

Los Angeles Dodgers @ Philadelphia Phillies
Veterans Stadium, Philadelphia, PA
Tue May 24 1988, 7:05 PM EDT
Att. 17,759 - Unknown - 67 F

AB	41
R	2
H	9
RBI	2
BB	6
SO	5
LOB	20



Batter	1	2	3	4	5	6	7	8	9	10	11	12	AB	R	H	RBI	BB	SO	LOB	BOTTOM								
Phil Bradley, R OBP: 0.351, SLG: 0.333 (1.7)	2-1 1B FC1-2 HBP		4-1 BB		4-1 BB		2-2 CS 1B			0-0 SH3-4		4-0 HBP	1	0	1	1	2	0	0									
Juan Samuel, R OBP: 0.281, SLG: 0.350 (1.4)	0-3 K		2-3 K		0-1 5-3		1-0 CS		0-0 G3		0-1 S 1B	0-3 K	6	0	1	0	0	3	5									
Greg Gross, L OBP: 0.229, SLG: 0.140 (1.3)	1-0 G3		0-1 G1		0-0 4-3			4-0 1B BB		3-2 4-3			4	0	0	0	1	0	4									
Lance Parrish, R OBP: 0.331, SLG: 0.489 (1.2)	3-2 FC1-2 1B				0-0 5-3		0-0 L7		2-1 G6-4-3 1B		2-0 F8		5	0	2	0	0	0	0									
Chris James, R OBP: 0.265, SLG: 0.395 (1.9)	1-0 FC1-2			3-1 E1 4-3 1B		0-0 1-3		0-0 G6-4-3		0-0 F8		2-0 F8	5	0	1	0	0	0	4									
Mike Schmidt, R OBP: 0.313, SLG: 0.370 (1.5)		3-1 F5		0-1 4-3		3-0 L8			3-0 1-3		2-2 P6		5	0	0	0	0	1										
Mit Thompson, L OBP: 0.326, SLG: 0.289 (1.8)		0-1 1-3		4-0 S IBB			3-2 E1 SH1-3 1B		0-3 K			1-1 SH1-3 2B	4	1	2	0	1	1	0									
Steve Jeltz, S OBP: 0.337, SLG: 0.330 (1.6)		0-1 G3		3-1 F9			0-1 SH1-3		0-0 P5			0-1 SH1-3	3	0	0	0	0	0	2									
Bruce Ruffin, S OBP: 0.230, SLG: 0.156 (7, PH)																												
Bob Costello, R OBP: 0.230, SLG: 0.424 (7, PH)																												
Steve Bedrosian, R OBP: 0.375, SLG: 0.528 (8.1)																												
Kent Tekulve, R (8.1)																												
Mike Young, S OBP: 0.160, SLG: 0.200 (11.1)																												
Luke Anderson, R OBP: 0.290, SLG: 0.317 (12, PH)																												
1-0 1																												
Inning Stats	R: 0 E: 0 K: 1 S: 10	H: 1 LOB: 2 BB: 0	R: 0 E: 0 K: 0 S: 6	H: 0 LOB: 0 BB: 0 P: 9	R: 0 E: 0 K: 1 S: 7	H: 0 LOB: 1 BB: 1 P: 16	R: 0 E: 1 K: 0 S: 7	H: 1 LOB: 2 BB: 1 P: 17	R: 0 E: 0 K: 0 S: 8	H: 0 LOB: 0 BB: 0 P: 13	R: 0 E: 0 K: 0 S: 3	H: 0 LOB: 0 BB: 0 P: 6	R: 1 E: 1 K: 0 S: 8	H: 2 LOB: 1 BB: 1 P: 18	R: 0 E: 0 K: 0 S: 4	H: 1 LOB: 1 BB: 1 P: 10	R: 0 E: 0 K: 1 S: 5	H: 0 LOB: 0 BB: 0 P: 8	R: 0 E: 0 K: 0 S: 9	H: 1 LOB: 1 BB: 1 P: 16	R: 0 E: 0 K: 0 S: 6	H: 0 LOB: 0 BB: 0 P: 12	R: 0 E: 0 K: 1 S: 10	H: 1 LOB: 2 BB: 0 P: 15	1B: 6 2B: 1 3B: 0 HR: 0	SF: 0 SAC: 3 DP: 1 HBP: 2	WP: 0 PB: 0 SB: 2 CS: 2	PA: 48
PITCHER	IP WLS BF H R ER SO BB IBB HBP BLK WP HR S P ERA WHIP	IP WLS BF H R ER SO BB IBB HBP BLK WP HR S P ERA WHIP	IP WLS BF H R ER SO BB IBB HBP BLK WP HR S P ERA WHIP	IP WLS BF H R ER SO BB IBB HBP BLK WP HR S P ERA WHIP	IP WLS BF H R ER SO BB IBB HBP BLK WP HR S P ERA WHIP	IP WLS BF H R ER SO BB IBB HBP BLK WP HR S P ERA WHIP	IP WLS BF H R ER SO BB IBB HBP BLK WP HR S P ERA WHIP	IP WLS BF H R ER SO BB IBB HBP BLK WP HR S P ERA WHIP	IP WLS BF H R ER SO BB IBB HBP BLK WP HR S P ERA WHIP	IP WLS BF H R ER SO BB IBB HBP BLK WP HR S P ERA WHIP	IP WLS BF H R ER SO BB IBB HBP BLK WP HR S P ERA WHIP	IP WLS BF H R ER SO BB IBB HBP BLK WP HR S P ERA WHIP	IP WLS BF H R ER SO BB IBB HBP BLK WP HR S P ERA WHIP	IP WLS BF H R ER SO BB IBB HBP BLK WP HR S P ERA WHIP	IP WLS BF H R ER SO BB IBB HBP BLK WP HR S P ERA WHIP	IP WLS BF H R ER SO BB IBB HBP BLK WP HR S P ERA WHIP	IP WLS BF H R ER SO BB IBB HBP BLK WP HR S P ERA WHIP	IP WLS BF H R ER SO BB IBB HBP BLK WP HR S P ERA WHIP	IP WLS BF H R ER SO BB IBB HBP BLK WP HR S P ERA WHIP	IP WLS BF H R ER SO BB IBB HBP BLK WP HR S P ERA WHIP	IP WLS BF H R ER SO BB IBB HBP BLK WP HR S P ERA WHIP	IP WLS BF H R ER SO BB IBB HBP BLK WP HR S P ERA WHIP	IP WLS BF H R ER SO BB IBB HBP BLK WP HR S P ERA WHIP	IP WLS BF H R ER SO BB IBB HBP BLK WP HR S P ERA WHIP	IP WLS BF H R ER SO BB IBB HBP BLK WP HR S P ERA WHIP	IP WLS BF H R ER SO BB IBB HBP BLK WP HR S P ERA WHIP	IP WLS BF H R ER SO BB IBB HBP BLK WP HR S P ERA WHIP	IP WLS BF H R ER SO BB IBB HBP BLK WP HR S P ERA WHIP

Los Angeles Dodgers @ Philadelphia Phillies
Veterans Stadium, Philadelphia, PA
Tue May 24 1988, 7:05 PM EDT
Att. 17,759 - Unknown - 67 F

AB	36
R	1
H	7
RBI	1
BB	6
SO	5
LOB	17



Batter	1	2	3	4	5	6	7	8	9	AB	R	H	RBI	BB	SO	LOB	TOP				
Steve Sax, R OBP: 0.318, SLG: 0.344 (1, 4)	F7		5-3		G3			E BB		3	0	0	0	1	0	0					
Mike Davis, L OBP: 0.296, SLG: 0.264 (1, 9)	4-3		K			F8		K		4	0	0	0	0	2	1					
Kirk Gibson, L OBP: 0.358, SLG: 0.486 (1, 7)				K		4-3		E3		3	0	0	0	1	1	1					
Mike Marshall, R OBP: 0.314, SLG: 0.414 (1, 3)	L5				HR	6-3		K		4	1	1	0	0	1	3					
John Shelby, S OBP: 0.333, SLG: 0.341 (1, 8)		4-3		F7				F7		4	1	1	0	0	0	3					
Mike Scioscia, L OBP: 0.394, SLG: 0.395 (1, 2)	F9				HR			F7		4	1	1	2	0	0	1					
Jeff Hamilton, R OBP: 0.179, SLG: 0.269 (1, 5)				K				F3		4	1	2	2	0	1	0					
Dave Anderson, R OBP: 0.370, SLG: 0.458 (1, 6)						4-3				3	0	0	0	1	1	1					
Tim Leary, R OBP: 0.357, SLG: 0.500 (1, 1)			K2-3					5-3		4	0	0	0	0	3	1					
Inning Stats	R: 0 H: 0 E: 0 K: 0 S: 10	H: 0 LOB: 1 BB: 1 P: 17	R: 0 H: 1 E: 0 K: 1 S: 12	LOB: 1 BB: 0 P: 16	R: 0 H: 0 E: 0 K: 2 S: 11	LOB: 0 BB: 0 P: 15	R: 2 H: 2 E: 0 K: 2 S: 10	H: 2 LOB: 0 BB: 0 P: 13	R: 0 H: 0 E: 0 K: 0 S: 11	LOB: 0 BB: 0 P: 16	R: 2 H: 2 E: 0 K: 0 S: 8	H: 2 LOB: 0 BB: 0 P: 15	R: 0 H: 0 E: 1 K: 2 S: 13	LOB: 2 BB: 1 P: 20	R: 0 H: 0 E: 0 K: 1 S: 10	LOB: 1 BB: 1 P: 18	1B: 2 2B: 1 3B: 0 HR: 2	SF: 0 SAC: 0 DP: 0 HBP: 0	WP: 0 PB: 0 SB: 1 CS: 0	PA: 36	
PITCHER	IP	WLS	BF	H	R	ER	SO	BB	IBB	HBP	BLK	WP	HR	S	P	ERA	WHIP				
David Palmer, R ERA: 4.96 (1, 1)	7.0	L	27	5	4	4	6	1	0	0	0	0	2	71	105	5.14	0.857				
Wally Ritchie, L ERA: 0.64 (8, 1)	2.0		9	0	0	0	3	2	0	0	0	0	0	23	38	0.00	1.000				

Los Angeles Dodgers @ Philadelphia Phillies
Veterans Stadium, Philadelphia, PA
Wed May 25 1988, 7:05 PM EDT
Att: 24,444 - Unknown - 65 F

AB 33
R 4
H 5
RBI 4
BB 3
SO 9
LOB 11



Batter	1	2	3	4	5	6	7	8	9	AB	R	H	RBI	BB	SO	LOB	BOTTOM					
Mitt Thompson, L OBP: 0.324, SLG: 0.282 (1, 8)	L7-4 S BB		K			F8			FC5-4 1-2	3	0	0	0	1	1	3						
Phil Bradley, R OBP: 0.343, SLG: 0.325 (1, 7)	K			K		1-3			K	4	0	0	0	0	3	3						
Juan Samuel, R OBP: 0.275, SLG: 0.341 (1, 4)	L7-4 2-3			6-3				K		4	0	0	0	0	2	2						
Lance Parrish, R OBP: 0.325, SLG: 0.478 (1, 2)		6-3		6-3				F9		3	0	0	0	0	0	0						
Mike Schmidt, R OBP: 0.307, SLG: 0.362 (1, 5)		F8			F6			F9		3	0	0	0	0	0	0						
Chris James, R OBP: 0.259, SLG: 0.386 (1, 9)				3-1		4-3			6-3	3	0	0	0	0	0	0						
Darren Daulton, L OBP: 0.265, SLG: 0.233 (1, 3)					F8			F8		3	0	1	0	0	0	0						
Steve Jeltz, S OBP: 0.336, SLG: 0.322 (1, 6)				B1-5-3 BB 1B				E5 SH1-3		2	0	0	0	1	0	0						
David Palmer, R OBP: 0.143, SLG: 0.571 Wally Ritchie, L OBP: 0.224, SLG: 0.136 (9, PH)				B1-5-3 BB				4-3		1	0	0	0	0	0	2						
Inning Stats	R: 0 H: 0 E: 0 K: 1 S: 11	H: 0 LOB: 0 BB: 0 P: 17	R: 0 H: 0 E: 0 K: 0 S: 9	LOB: 0 BB: 0 P: 12	R: 0 H: 1 E: 0 K: 1 S: 6	LOB: 1 BB: 1 P: 13	R: 0 H: 0 E: 0 K: 1 S: 5	H: 0 LOB: 0 BB: 0 P: 7	R: 0 H: 0 E: 0 K: 0 S: 5	LOB: 0 BB: 0 P: 9	R: 0 H: 0 E: 1 K: 0 S: 8	LOB: 0 BB: 0 P: 9	R: 0 H: 0 E: 0 K: 1 S: 8	LOB: 0 BB: 0 P: 12	R: 0 H: 0 E: 0 K: 0 S: 7	LOB: 0 BB: 0 P: 11	R: 0 H: 0 E: 1 K: 2 S: 12	LOB: 1 BB: 0 P: 16	1B: 1 2B: 1 3B: 0 HR: 0	SF: 0 SAC: 1 DP: 2 HBP: 0	WP: 0 PB: 0 SB: 1 CS: 0	PA: 30
PITCHER	IP	WLS	BF	H	R	ER	SO	BB	IBB	HBP	BLK	WP	HR	S	P	ERA	WHIP					
Tim Leary, R ERA: 2.45 (1, 1)	9.0	W	30	1	0	0	6	2	0	0	0	0	0	71	106	0.00	0.333					

Los Angeles Dodgers @ Philadelphia Phillies
Veterans Stadium, Philadelphia, PA
Wed May 25 1988, 7:05 PM EDT
Att: 24,444 - Unknown - 65 F

AB 27
R 0
H 1
RBI 0
BB 2
SO 6
LOB 10



Batter	1	2	3	4	5	6	7	8	9	AB	R	H	RBI	BB	SO	LOB	TOP					
Brett Butler, L (1, 8) OBP: 0.348, SLG: 0.358	E1		E1			L9		HBP		3	1	1	0	2	0	0	San Francisco Giants @ Philadelphia Phillies Veterans Stadium, Philadelphia, PA Fri May 27 1988, 7:05 PM EDT Att: 24,038 - Unknown - 68 F					
Robby Thompson, R (1, 4) OBP: 0.372, SLG: 0.400	F9		K			F6		HBP		4	0	0	0	0	1	4						
Will Clark, L (1, 3) OBP: 0.343, SLG: 0.517	K					K		P3		4	0	0	0	0	2	4						
Kevin Mitchell, R (1, 5) OBP: 0.342, SLG: 0.491								F5		3	0	1	0	0	0	3						
Jeffrey Leonard, R (1, 7) OBP: 0.288, SLG: 0.323	5-3									4	0	1	2	0	1	2						
Candy Maldonado, R (1, 9) Scott Garretts, R (8, 1)								1B		3	0	1	0	1	0	3						
Bob Melvin, R (1, 2) Harry Spilman, L (8, PH) OBP: 0.167, SLG: 0.063	K									3	0	0	0	0	1	3						
Jose Uribe, S (1, 6) OBP: 0.301, SLG: 0.302	K									4	0	0	0	0	2	4						
Kelly Downs, R (1, 1) Mike Aldrete, L (8, PH) OBP: 0.333, SLG: 0.326										2	0	0	0	0	0	0						
Inning Stats	R: 0 E: 1 K: 1 S: 7	H: 0 LOB: 0 BB: 0 P: 9	R: 0 E: 0 K: 2 S: 11	H: 1 LOB: 2 BB: 1 P: 20	R: 0 E: 0 K: 1 S: 8	H: 0 LOB: 0 BB: 1 P: 14	R: 0 E: 0 K: 1 S: 9	H: 0 LOB: 1 BB: 0 P: 15	R: 0 E: 0 K: 1 S: 7	H: 0 LOB: 0 BB: 0 P: 12	R: 0 E: 0 K: 1 S: 9	H: 0 LOB: 0 BB: 0 P: 14	R: 0 E: 1 K: 0 S: 9	H: 1 LOB: 2 BB: 0 P: 12	R: 2 E: 0 K: 0 S: 15	H: 3 LOB: 2 BB: 0 P: 24		R: 0 E: 0 K: 0 S: 14	H: 1 LOB: 2 BB: 1 P: 24	1B: 5 2B: 1 3B: 0 HR: 0	SF: 0 SAC: 0 DP: 0 HBP: 2	WP: 0 PB: 0 SB: 0 CS: 2
PITCHER	IP	WLS	BF	H	R	ER	SO	BB	IBB	HBP	BLK	WP	HR	S	P	ERA	WHIP					
Kevin Gross, R (1, 1) ERA: 2.06	8.2	W	37	6	2	2	7	3	0	2	1	0	0	87	142	2.08	1.038					
Steve Bedrosian, R (8, 1) ERA: 7.2	0.1	S	1	0	0	0	0	0	0	0	0	0	0	2	2	0.00	0.000					

Batter	1	2	3	4	5	6	7	8	9	AB	R	H	RBI	BB	SO	LOB	BOTTOM				
Juan Samuel, R (1, 4) OBP: 0.277, SLG: 0.352	L4			K						4	0	1	2	0	1	0	San Francisco Giants @ Philadelphia Phillies Veterans Stadium, Philadelphia, PA Fri May 27 1988, 7:05 PM EDT Att: 24,038 - Unknown - 68 F				
Von Hayes, L (1, 3) OBP: 0.352, SLG: 0.412	K			K						4	0	0	0	0	2	1					
Lance Parrish, R (1, 2) OBP: 0.338, SLG: 0.496	5-3									4	2	2	1	0	0	0					
Mike Schmidt, R (1, 5) OBP: 0.314, SLG: 0.358										3	0	0	0	1	1	1					
Chris James, R (1, 9) OBP: 0.264, SLG: 0.411										4	0	2	0	0	0	0					
Phil Bradley, R (1, 7) OBP: 0.339, SLG: 0.321										4	1	2	1	0	1	2					
Milt Thompson, L (1, 8) Steve Bedrosian, R (8, 1)										3	1	1	0	1	2	1					
Steve Jeltz, S (1, 6) OBP: 0.342, SLG: 0.333										3	1	1	1	0	0	3					
Kevin Gross, R (1, 1) Bob Demier, R (8, 8) OBP: 0.400, SLG: 0.356										3	0	0	0	0	3	2					
Inning Stats	R: 0 E: 0 K: 1 S: 7	H: 0 LOB: 0 BB: 0 P: 9	R: 0 E: 0 K: 0 S: 10	H: 0 LOB: 0 BB: 0 P: 13	R: 0 E: 0 K: 2 S: 7	H: 0 LOB: 0 BB: 0 P: 9	R: 1 E: 0 K: 2 S: 12	H: 1 LOB: 0 BB: 0 P: 15	R: 3 E: 0 K: 1 S: 16	H: 4 LOB: 1 BB: 0 P: 22	R: 0 E: 0 K: 1 S: 10	H: 1 LOB: 3 BB: 2 P: 22	R: 0 E: 0 K: 1 S: 8	H: 0 LOB: 0 BB: 0 P: 10	R: 1 E: 0 K: 2 S: 12	H: 3 LOB: 1 BB: 0 P: 21		1B: 6 2B: 1 3B: 1 HR: 1	SF: 0 SAC: 0 DP: 0 HBP: 0	WP: 0 PB: 0 SB: 0 CS: 0	PA: 34
PITCHER	IP	WLS	BF	H	R	ER	SO	BB	IBB	HBP	BLK	WP	HR	S	P	ERA	WHIP				
Kelly Downs, R (1, 1) ERA: 3.62	7.0	L	29	6	4	4	8	1	0	0	0	0	0	70	100	5.14	1.000				
Scott Garretts, R (8, 1) ERA: 3.41	1.0		5	3	1	1	2	0	0	0	0	0	0	12	21	9.00	3.000				

Batter	1	2	3	4	5	6	7	8	9	10	AB	R	H	RBI	BB	SO	LOB	TOP			
Brett Butler, L OBP: 0.344, SLG: 0.350 (1, 8)	F7			F7	1B BB		3-1			G3	4	0	0	0	1	0	0				
Robby Thompson, R OBP: 0.379, SLG: 0.413 (1, 4)	F6			1B 2B	FC6-4 1B			1B		F9	5	1	3	1	0	0	0				
Will Clark, L OBP: 0.340, SLG: 0.506 (1, 3)	3-1			1B BB	F9			G4-6-3 1B		F7	4	1	0	0	1	0	3				
Kevin Mitchell, R OBP: 0.335, SLG: 0.480 (1, 5)		6-3		P3	FC6-4			P3			4	0	0	0	0	0	4				
Jeffrey Leonard, R OBP: 0.294, SLG: 0.323 (1, 7)		L8		1B BB	FC5		F8		1B 1B		3	0	1	0	1	0	0				
Candy Maldonado, R OBP: 0.299, SLG: 0.395 (1, 9)		F9		1B	1B			CS		K	4	0	2	2	0	1	1				
Bob Melvin, R OBP: 0.223, SLG: 0.364 (6, 1)			6-3		FC5		F3				3	0	0	0	0	0	0				
Altee Hamaker, S OBP: 0.250, SLG: 0.250 (7, 1)					1B						0	0	0	0	0	0	0				
Mike Aldrete, L OBP: 0.340, SLG: 0.333 (9, PH)					2-3f						1	0	1	0	0	0	0				
Randy Bockus, L OBP: 0.205, SLG: 0.321 (6, 2)					1B						0	0	0	0	0	0	0				
Jose Uribe, S OBP: 0.306, SLG: 0.307 (1, 6)			P3		SH3-4 1B			F8			4	1	2	0	0	0	0				
Dave Dravecky, R OBP: 0.100, SLG: 0.100 (6, 1)					1B						1	0	0	0	0	0	0				
Don Robinson, R OBP: 0.205, SLG: 0.321 (6, 2)			L6		SH3-4			K			0	0	0	0	0	0	0				
Bob Brenly, R OBP: 0.205, SLG: 0.321 (6, 2)					1-2						2	0	0	0	0	1	2				
Inning Stats	R: 0 E: 0 K: 0 S: 8	H: 0 LOB: 0 BB: 0 P: 12	R: 0 E: 0 K: 0 S: 3	H: 0 LOB: 0 BB: 0 P: 4	R: 0 E: 0 K: 0 S: 8	H: 0 LOB: 0 BB: 0 P: 10	R: 2 E: 0 K: 0 S: 8	H: 2 LOB: 2 BB: 2 P: 18	R: 1 E: 0 K: 0 S: 5	H: 2 LOB: 2 BB: 0 P: 8	R: 0 E: 0 K: 1 S: 11	H: 0 LOB: 0 BB: 0 P: 17	R: 0 E: 0 K: 0 S: 5	H: 1 LOB: 0 BB: 0 P: 7	R: 0 E: 0 K: 1 S: 10	H: 3 LOB: 2 BB: 0 P: 15	R: 0 E: 0 K: 0 S: 3	H: 0 LOB: 0 BB: 0 P: 4	1B: 8 2B: 1 3B: 0 HR: 0	SF: 0 SAC: 1 DP: 1 HBP: 0	WP: 0 PA: 39 PB: 0 SB: 0 CS: 1
PITCHER	IP	WLS	BF	H	R	ER	SO	BB	IBB	HBP	BLK	WP	HR	S	P	ERA	WHIP				
Don Carman, L ERA: 4.76 (1, 1)	7.0		28	5	3	3	1	3	0	0	0	0	0	55	87	3.86	1.143				
Kent Tekulve, R ERA: 3.12 (8, 1)	2.0		8	4	0	0	1	0	0	0	0	0	0	15	22	0.00	2.000				
Greg Harris, R ERA: 3.0 (10, 1)	1.0	W	3	0	0	0	0	0	0	0	0	0	0	3	4	0.00	0.000				

San Francisco Giants @ Philadelphia Phillies
Veterans Stadium, Philadelphia, PA
Sat May 28 1988, 3:33 AM EDT
Att. 25,784 - Sunny - 83 F

livebaseballscores.com

AB 35
R 3
H 9
RBI 3
BB 3
SO 2
LOB 13



Batter	1	2	3	4	5	6	7	8	9	10	AB	R	H	RBI	BB	SO	LOB	BOTTOM					
Juan Samuel, R OBP: 0.286, SLG: 0.361 (1, 4)	K				K						4	1	2	1	1	2	0						
Bob Dernier, R OBP: 0.365, SLG: 0.340 (1, 8)											2	0	0	0	0	2	1						
Milt Thompson, L OBP: 0.336, SLG: 0.305 (6, PH)	K										1	0	0	0	2	1	0						
Lance Parrish, R OBP: 0.339, SLG: 0.500 (1, 2)											5	1	2	1	0	1	4						
Greg Harris, S OBP: 1.000, SLG: 1.000 (10, 1)											0	0	0	0	0	0	0						
Mike Schmidt, R OBP: 0.322, SLG: 0.368 (1, 5)											4	0	2	1	1	0	5						
Chris James, R OBP: 0.255, SLG: 0.397 (1, 9)											5	0	0	0	0	1	3						
Phil Bradley, R OBP: 0.340, SLG: 0.315 (1, 7)											3	0	0	0	2	1	1						
Von Hayes, L OBP: 0.347, SLG: 0.425 (1, 3)											5	1	1	1	0	1	4						
Luis Aguayo, R OBP: 0.308, SLG: 0.295 (1, 6)											2	1	0	0	1	0	0						
Greg Gross, S OBP: 0.255, SLG: 0.174 (9, PH)											1	0	1	0	0	0	0						
Darren Daulton, L OBP: 0.257, SLG: 0.226 (10, 2)											0	0	0	0	0	0	0						
Don Carman, L OBP: 0.342, SLG: 0.333 (10, 6)											1	0	0	0	0	0	0						
Mike Young, S OBP: 0.258, SLG: 0.189 (7, PH)											0	0	0	0	0	0	0						
Kent Tekulve, R OBP: 0.342, SLG: 0.333 (10, 6)											0	0	0	0	0	0	0						
Steve Jeltz, S OBP: 0.342, SLG: 0.333 (10, 6)											0	0	0	0	0	0	0						
Inning Stats	R: 0 E: 0 K: 3 S: 9	H: 0 LOB: 0 BB: 0 P: 14	R: 0 E: 0 K: 0 S: 7	H: 0 LOB: 1 BB: 2 P: 20	R: 1 E: 0 K: 1 S: 6	H: 1 LOB: 1 BB: 1 P: 10	R: 0 E: 0 K: 0 S: 5	H: 1 LOB: 1 BB: 0 P: 8	R: 0 E: 0 K: 1 S: 5	H: 0 LOB: 0 BB: 0 P: 8	R: 1 E: 0 K: 3 S: 17	H: 2 LOB: 2 BB: 1 P: 23	R: 1 E: 0 K: 0 S: 7	H: 1 LOB: 2 BB: 2 P: 17	R: 0 E: 0 K: 0 S: 5	H: 0 LOB: 0 BB: 0 P: 7	R: 0 E: 0 K: 0 S: 9	H: 2 LOB: 3 BB: 0 P: 15	R: 1 E: 0 K: 1 S: 6	H: 1 LOB: 0 BB: 0 P: 9	1B: 4 2B: 3 3B: 0 HR: 1	SF: 0 SAC: 2 DP: 1 HBP: 0	WP: 0 PA: 43 PB: 0 SB: 2 CS: 0
PITCHER	IP	WLS	BF	H	R	ER	SO	BB	IBB	HBP	BLK	WP	HR	S	P	ERA	WHIP						
Dave Dravecky, L ERA: 3.16 (1, 1)	5.0		19	2	1	1	5	3	0	0	0	0	0	32	60	1.80	1.000						
Don Robinson, R ERA: 2.54 (6, 1)	0.2		5	2	1	1	2	1	0	0	0	0	0	11	16	13.50	4.500						
Altee Hamaker, L ERA: 3.22 (6, 1)	1.0		6	1	1	1	1	2	0	0	0	0	0	12	23	9.00	3.000						
Scott Garrelts, R ERA: 3.26 (9, 1)	1.2	L	9	3	1	1	1	0	1	0	0	0	1	15	24	5.40	1.800						

San Francisco Giants @ Philadelphia Phillies
Veterans Stadium, Philadelphia, PA
Sat May 28 1988, 3:33 AM EDT
Att. 25,784 - Sunny - 83 F

livebaseballscores.com

AB 34
R 4
H 8
RBI 4
BB 7
SO 9
LOB 18



Batter	1	2	3	4	5	6	7	8	9	AB	R	H	RBI	BB	SO	LOB	TOP				
Brett Butler, L (1, 8) OBP: 0.344, SLG: 0.349	3-1 CS 1B		0-1 G3		0-2 L6-3		0-0 5-3			3	0	1	0	0	0	1	San Francisco Giants @ Philadelphia Phillies Veterans Stadium, Philadelphia, PA Sun May 29 1988, 3:33 AM EDT Att: 40,276 - Sunny				
Kevin Mitchell, R (7, PH) OBP: 0.333, SLG: 0.477										1	0	0	0	0	0	1					
Don Robinson, R (7, 1)										0	0	0	0	0	0	0					
Robby Thompson, R (1, 4) OBP: 0.351, SLG: 0.411	0-0 CS 1B		4-2 FC6-4 BB		3-1 F8			2-1 F7		3	1	1	0	1	0	0					
Chris Speier, R (1, 5) OBP: 0.347, SLG: 0.419	3-3 K		0-0 FC6-4		1-3 K			2-0 1-5-3		4	0	0	0	0	2	3					
Candy Maldonado, R (1, 9) OBP: 0.304, SLG: 0.398	0-0 FC6-4 2H 1B			1-2 G3		0-0 G6-4-3 1B		2-3 K		4	0	2	1	0	1	0					
Jeffrey Leonard, R (1, 7) OBP: 0.286, SLG: 0.314	0-2 FC6-4			0-0 6-3		0-0 G6-4-3			3-2 E3	4	0	0	0	0	0	2					
Mike Aldrete, L (1, 3) OBP: 0.356, SLG: 0.352		2-1 G6-4-3 1B		0-1 1B			0-2 FC5-4 1B		3-2 1-3	4	0	3	0	0	0	1					
Bob Brenly, R (1, 2) Will Clark, L (9, PH) OBP: 0.338, SLG: 0.503		0-1 G6-4-3		1-2 1B		0-1 F6		0-1 F7		3	0	1	0	0	0	2					
Jose Uribe, S (1, 6) OBP: 0.299, SLG: 0.300		0-1 6-3		2-1 L3		1-0 FC5-4 2B		0-3 K		4	1	0	0	0	1	4					
Mike Krukow, R (1, 1) Joel Youngblood, R (7, PH) OBP: 0.394, SLG: 0.400			0-1 6-3		4-1 L6-3 BB		2-2 2B			1	0	0	0	1	0	0					
Inning Stats	R: 1 E: 0 K: 1 S: 13	H: 3 LOB: 1 BB: 0 P: 19	R: 0 E: 0 K: 0 S: 6	H: 1 LOB: 0 BB: 0 P: 8	R: 0 E: 0 K: 0 S: 8	H: 0 LOB: 1 BB: 1 P: 12	R: 0 E: 0 K: 0 S: 11	H: 2 LOB: 2 BB: 0 P: 15	R: 0 E: 0 K: 1 S: 5	H: 1 LOB: 1 BB: 0 P: 6	R: 1 E: 0 K: 0 S: 11	H: 2 LOB: 1 BB: 0 P: 14	R: 0 E: 0 K: 1 S: 6	H: 0 LOB: 0 BB: 0 P: 12	R: 0 E: 1 K: 1 S: 12	H: 0 LOB: 1 BB: 0 P: 18	1B: 8 2B: 3 3B: 0 HR: 0	SF: 0 SAC: 0 DP: 4 HBP: 0	WP: 0 PB: 1 SB: 0 CS: 2	PA: 35	
PITCHER	IP	WLS	BF	H	R	ER	SO	BB	IBB	HBP	BLK	WP	HR	S	P	ERA	WHIP				
Bruce Ruffin, L (1, 1) ERA: 3.29	7.0	W	28	9	2	1	2	2	0	0	0	0	0	61	88	1.29	1.571				
Steve Bedrosian, R (8, 1) ERA: 5.14	2.0	S	7	0	0	0	2	0	0	0	0	0	0	18	30	0.00	0.000				

Batter	1	2	3	4	5	6	7	8	9	AB	R	H	RBI	BB	SO	LOB	BOTTOM				
Juan Samuel, R (1, 4) OBP: 0.295, SLG: 0.377	2-1 F4		1-0 G3-6 1B			4-0 F3 BB		0-0 SF9		3	1	2	0	1	0	0	San Francisco Giants @ Philadelphia Phillies Veterans Stadium, Philadelphia, PA Sun May 29 1988, 3:33 AM EDT Att: 40,276 - Sunny				
Von Hayes, L (1, 3) OBP: 0.351, SLG: 0.419	2-3 K		1-1 G3-6		4-1 FC6 BB		4-0 IBB BLK IBB		2	0	0	0	2	1	1	1					
Lance Parrish, R (1, 2) OBP: 0.331, SLG: 0.490	1-3 K			2-1 5-3		1-0 F3		3-2 SF9		3	0	0	1	0	1	2					
Mike Schmidt, R (1, 5) OBP: 0.320, SLG: 0.361		1-3 K		3-3 K		0-3 K		4-0 IBB IBB		3	0	0	0	1	3	2					
Chris James, R (1, 9) OBP: 0.268, SLG: 0.419		4-0 3B BB		0-0 HR		0-0 FC6		4-0 IBB		2	2	1	1	2	0	2					
Phil Bradley, R (1, 7) OBP: 0.335, SLG: 0.309		2-1 F9		2-0 F9			0-0 F9		1-2 IBB	3	0	0	0	0	0	1					
Steve Bedrosian, R (8, 1) ERA: 5.14		1-1 F9					1-3 K		1-2 IBB	1	0	0	0	0	1	3					
Milt Thompson, L (1, 8) OBP: 0.336, SLG: 0.321	1-0 WP 3B				1-0 4-3		0-1 F8			3	1	1	1	0	0	0					
Steve Jeltz, S (1, 6) OBP: 0.333, SLG: 0.323	1-1 F9				0-1 6-3		0-3 K			3	0	0	0	0	1	0					
Bruce Ruffin, S (1, 1) ERA: 3.9					0-3 K			0-2 1-3		2	0	0	0	0	1	0					
Greg Gross, L (8, 7) OBP: 0.250, SLG: 0.170			0-0 B5-3							1	0	0	0	0	0	0					
Inning Stats	R: 0 E: 0 K: 2 S: 8	H: 0 LOB: 0 BB: 0 P: 13	R: 2 E: 0 K: 1 S: 8	H: 1 LOB: 0 BB: 1 P: 17	R: 0 E: 0 K: 0 S: 5	H: 1 LOB: 0 BB: 0 P: 6	R: 1 E: 0 K: 1 S: 7	H: 1 LOB: 0 BB: 0 P: 14	R: 0 E: 0 K: 1 S: 6	H: 0 LOB: 2 BB: 0 P: 16	R: 0 E: 0 K: 1 S: 6	H: 0 LOB: 0 BB: 0 P: 6	R: 1 E: 0 K: 1 S: 13	H: 1 LOB: 3 BB: 3 P: 26	1B: 1 2B: 0 3B: 2 HR: 1	SF: 1 SAC: 0 DP: 1 HBP: 0	WP: 1 PB: 0 SB: 1 CS: 0	PA: 33			
PITCHER	IP	WLS	BF	H	R	ER	SO	BB	IBB	HBP	BLK	WP	HR	S	P	ERA	WHIP				
Mike Krukow, R (1, 1) ERA: 3.9	6.0	L	23	3	3	3	6	3	0	0	0	0	0	41	73	4.50	1.000				
Don Robinson, R (7, 1) ERA: 2.67	2.0		10	1	1	1	2	0	3	0	1	0	0	19	32	4.50	0.500				

AB	33
R	2
H	9
RBI	2
BB	2
SO	4
LOB	15



AB	26
R	4
H	4
RBI	3
BB	6
SO	8
LOB	11



Batter	1	2	3	4	5	6	7	8	9	AB	R	H	RBI	BB	SO	LOB	TOP					
Dickie Thon, R OBP: 0.311, SLG: 0.289	2-1 4-3		0-3 K		2-3 K	0-0 FC4-6			1-1 6-3	5	0	0	0	0	2	3						
Roberto Alomar, S OBP: 0.296, SLG: 0.345	0-0 FC5-4 1B		0-0 F9		1-1 1B	0-1 F8			3-2 F9	5	0	2	0	0	0	2						
Tony Gwynn, L OBP: 0.317, SLG: 0.315	0-1 FC5-4		0-0 5-3		1-1 L6				1-3 K	5	0	0	0	0	1	3						
Keith Moreland, R OBP: 0.329, SLG: 0.351	1-1 F9			1-1 HR 1B	4-0 FC6-4 1BB				0-0 F8	3	1	1	0	1	0	1						
Randy Ready, R OBP: 0.358, SLG: 0.423		4-0 BB BB		3-2 HR	0-1 FC6-4				0-2 F8	3	1	1	2	1	0	3						
Bento Santiago, R OBP: 0.235, SLG: 0.327		1-3 K		1-3 K		4-2 2B BB			2-2 1B	3	1	1	0	1	2	1						
Carmelo Martinez, R OBP: 0.263, SLG: 0.299		0-2 F8		1-3 K		0-1 FC1-5 1H 2B			2-3 K	4	0	1	1	0	2	2						
Shane Mack, R OBP: 0.306, SLG: 0.232		4-1 1-2 BB		1-0 4-3		4-2 FC4-6 FC1-5 BB			1-1 F9	2	0	0	0	2	0	1						
Ed Whitson, R OBP: 0.125, SLG: 0.188		0-0 F9			0-0 1B 2B	0-2 FC1-5 FC4-6			1-3 K	3	0	1	0	0	0	4						
Greg Booker, R OBP: 0.297, SLG: 0.289										0	0	0	0	0	0	0						
Candy Sierra, R OBP: 0.297, SLG: 0.289										1	0	0	0	0	1	1						
										0	0	0	0	0	0	0						
Inning Stats	R: 0 E: 0 K: 0 S: 7	H: 1 LOB: 1 BB: 0 P: 10	R: 0 E: 0 K: 1 S: 8	H: 0 LOB: 2 BB: 2 P: 17	R: 0 E: 0 K: 1 S: 5	H: 0 LOB: 0 BB: 0 P: 5	R: 2 E: 0 K: 2 S: 15	H: 2 LOB: 0 BB: 0 P: 22	R: 0 E: 0 K: 1 S: 10	H: 2 LOB: 3 BB: 1 P: 18	R: 1 E: 0 K: 0 S: 13	H: 1 LOB: 2 BB: 2 P: 21	R: 0 E: 0 K: 2 S: 6	H: 0 LOB: 0 BB: 0 P: 7	R: 0 E: 0 K: 2 S: 13	H: 1 LOB: 1 BB: 0 P: 19	R: 0 E: 0 K: 1 S: 9	H: 0 LOB: 0 BB: 0 P: 14	1B: 4 2B: 2 3B: 0 HR: 1	SF: 0 SAC: 0 DP: 0 HBP: 0	WP: 0 PB: 0 SB: 1 CS: 0	PA: 39
PITCHER Shane Rawley, L ERA: 3.61	IP: 9.0 WLS: W BF: 39 H: 7 R: 3 ER: 3 SO: 8 BB: 4 IBB: 1 HBP: 0 BLK: 0 WP: 0 HR: 1 S: 86 P: 133 ERA: 3.00 WHIP: 1.222															PITCHER	IP: 9.0 WLS: W BF: 39 H: 7 R: 3 ER: 3 SO: 8 BB: 4 IBB: 1 HBP: 0 BLK: 0 WP: 0 HR: 1 S: 86 P: 133 ERA: 3.00 WHIP: 1.222					

San Diego Padres @ Philadelphia Phillies
Veterans Stadium, Philadelphia, PA

AB 34
R 3
H 7
RBI 3
BB 5
SO 8
LOB 21



Mon May 30 1988, 7:05 PM EDT
Att: 17,910 - Unknown - 95 F

Batter	1	2	3	4	5	6	7	8	9	AB	R	H	RBI	BB	SO	LOB	BOTTOM	
Juan Samuel, R OBP: 0.302, SLG: 0.404	1-2 HR	3-2 4-3		0-0 E 1B		1-2 2B 2B	3-3 K			5	2	3	3	0	1	2		
Von Hayes, L OBP: 0.358, SLG: 0.434	0-1 F7		2-1 F9	4-0 1-2 BB		2-2 SF8 2B	2-2 F8 2B	2-2 F8 2B		4	1	2	1	1	0	0		
Lance Parrish, R OBP: 0.333, SLG: 0.490	0-0 BB 1B		0-0 1B 1B	1-3 K		3-2 SF8 2B	1-1 F8	1-1 F8		4	0	2	1	0	1	3		
Mike Schmidt, R OBP: 0.312, SLG: 0.350	0-1 F9		3-2 F2		1-1 F7	0-1 F8		0-1 5-3		5	0	0	0	0	0	3		
Chris James, R OBP: 0.278, SLG: 0.421	4-2 1-2 BB		1-2 1B 1B	1-2 1B	0-1 F8		0-1 4-3 WP E 1B	3-3 K		4	1	2	0	1	1	1		
Phil Bradley, R OBP: 0.333, SLG: 0.308	2-1 F8		0-0 FC4-6 1B		2-0 F8		1-1 4-3			4	0	1	0	0	0	3		
Milt Thompson, L OBP: 0.333, SLG: 0.314		2-1 G3	1-2 FC4-6			4-2 SH5-4 FC4 2B BB	2-2 E4 1B			3	2	0	0	1	0	3		
Steve Jeltz, S OBP: 0.331, SLG: 0.320		1-3 K		0-0 4-3		3-2 FC4 SH5-4 2B	0-0 SH2-3 1B			4	1	1	1	0	1	1		
Shane Rawley, R OBP: 0.154, SLG: 0.160		1-1 2B		1-0 2-3		0-0 SH5-4	3-1 SH2-3			2	0	1	0	0	0	0		
Inning Stats	R: 1 E: 0 K: 0 S: 16	H: 2 LOB: 2 BB: 1 P: 23	R: 0 E: 0 K: 1 S: 13	H: 1 LOB: 1 BB: 0 P: 20	R: 0 E: 0 K: 1 S: 6	H: 1 LOB: 1 BB: 1 P: 12	R: 0 E: 0 K: 0 S: 5	H: 0 LOB: 0 BB: 0 P: 8	R: 4 E: 0 K: 0 S: 17	H: 2 LOB: 0 BB: 1 P: 30	R: 2 E: 1 K: 1 S: 12	H: 2 LOB: 1 BB: 0 P: 18	R: 0 E: 0 K: 1 S: 10	H: 1 LOB: 1 BB: 0 P: 16	1B: 7 2B: 4 3B: 0 HR: 1	SF: 1 SAC: 2 DP: 0 HBP: 0	WP: 1 PB: 0 SB: 1 CS: 0	PA: 41
PITCHER Ed Whitson, R ERA: 6.11	IP: 5.1 WLS: L BF: 29 H: 9 R: 5 ER: 5 SO: 2 BB: 3 IBB: 0 HBP: 0 BLK: 0 WP: 1 HR: 1 S: 65 P: 105 ERA: 8.44 WHIP: 2.250															PITCHER Greg Booker, R ERA: 2.99	IP: 1.2 WLS: 8 BF: 2 H: 2 R: 2 ER: 1 SO: 1 BB: 0 IBB: 0 HBP: 0 BLK: 0 WP: 0 HR: 0 S: 17 P: 26 ERA: 5.40 WHIP: 1.200	
PITCHER Candy Sierra, R ERA: 6.23	IP: 1.0 WLS: 4 BF: 1 H: 1 R: 0 ER: 0 SO: 1 BB: 0 IBB: 0 HBP: 0 BLK: 0 WP: 0 HR: 0 S: 10 P: 16 ERA: 0.00 WHIP: 1.000															PITCHER	IP: 1.0 WLS: 4 BF: 1 H: 1 R: 0 ER: 0 SO: 1 BB: 0 IBB: 0 HBP: 0 BLK: 0 WP: 0 HR: 0 S: 10 P: 16 ERA: 0.00 WHIP: 1.000	

San Diego Padres @ Philadelphia Phillies
Veterans Stadium, Philadelphia, PA

AB 35
R 7
H 12
RBI 6
BB 3
SO 4
LOB 16



Mon May 30 1988, 7:05 PM EDT
Att: 17,910 - Unknown - 95 F

Batter	1	2	3	4	5	6	7	8	9	AB	R	H	RBI	BB	SO	LOB	TOP		
Marvell Wynne, L (1.8) OBP: 0.391, SLG: 0.675	1-0 SH3 SF 2B		2-2 1B 2B		2-2 E SF8 1B	4-1 S BB		1-0 E 2B		4	4	4	1	1	0	0	San Diego Padres @ Philadelphia Phillies Veterans Stadium, Philadelphia, PA Tue May 31 1988, 3:33 AM EDT Att: 16,733 - Unknown - 87 F		
Roberto Alomar, S (1.4) OBP: 0.278, SLG: 0.351	2-0 SH3		0-0 2B 1B		0-0 E5 SF8 E 1B	4-2 BB		0-2 5-3		3	2	2	0	1	0	1			
Tony Gwynn, L (1.9) OBP: 0.312, SLG: 0.325	0-0 SF		1-1 1B 2B		2-0 SF8 F5	1-0 BB		2-1 E5		3	0	1	3	0	0	2			
Keith Moreland, R (1.7) OBP: 0.325, SLG: 0.346	0-1 F7		0-2 L5-3 1B		2-1 L5			1-1 F7		5	0	1	1	0	0	3			
John Kruk, L (1.3) OBP: 0.393, SLG: 0.434	0-2 F7		1-2 F9		4-0 S IBB			2-2 F7		4	0	0	0	1	1	3			
Benito Santiago, R (1.2) OBP: 0.246, SLG: 0.323		4-1 6-3 BB	1-2 L5-3		4-2 S BB			1-0 F8		2	0	0	0	3	0	2			
Chris Brown, R (1.5) Randy Ready, R (8.5) OBP: 0.305, SLG: 0.291 OBP: 0.355, SLG: 0.420		0-3 K		4-1 G1-6-3 BB		3-2 6-3		1-0 2B 1B		3	1	1	0	1	1	3			
Garry Templeton, S (1.6) OBP: 0.221, SLG: 0.243		2-0 6-3		0-0 G1-6-3		3-2 6-3		0-0 SH2-3 2B 2B		5	1	1	1	0	0	3			
Andy Hawkins, R (1.1) OBP: 0.174, SLG: 0.174		2-1 6-3		0-0 1-3		2-1 F8		0-1 SH2-3		3	0	0	0	0	0	1			
Inning Stats	R: 1 E: 1 K: 0 S: 8	H: 1 LOB: 1 BB: 0 P: 11	R: 0 E: 0 K: 1 S: 7	H: 0 LOB: 1 BB: 1 P: 15	R: 2 E: 0 K: 0 S: 16	H: 4 LOB: 1 BB: 0 P: 21	R: 0 E: 0 K: 0 S: 3	H: 0 LOB: 0 BB: 1 P: 7	R: 2 E: 1 K: 0 S: 15	H: 2 LOB: 2 BB: 2 P: 32	R: 0 E: 0 K: 0 S: 12	H: 0 LOB: 0 BB: 0 P: 11	R: 3 E: 1 K: 0 S: 12	H: 3 LOB: 1 BB: 0 P: 17	R: 0 E: 0 K: 1 S: 7	H: 0 LOB: 1 BB: 1 P: 13	1B: 6 2B: 5 3B: 0 HR: 0	SF: 2 SAC: 2 DP: 2 HBP: 0	WP: 0 PA: 44 PB: 0 SB: 4 CS: 0
PITCHER	IP	WLS	BF	H	R	ER	SO	BB	IBB	HBP	BLK	WP	HR	S	P	ERA	WHIP		
David Palmer, R (1.1) ERA: 5.26	5.0	L	25	7	5	4	1	3	1	0	0	0	0	49	86	7.20	2.000		
Danny Clay, R (6.1) ERA: 6.14	1.0		5	0	0	0	0	2	0	0	0	0	0	12	26	0.00	2.000		
Wally Ritchie, L (7.1) ERA: 1.69	2.0		10	3	3	2	0	0	0	0	0	0	0	18	28	9.00	1.500		
Greg Harris, R (9.1) ERA: 2.88	1.0		4	0	0	0	1	1	0	0	0	0	0	7	13	0.00	1.000		

Batter	1	2	3	4	5	6	7	8	9	AB	R	H	RBI	BB	SO	LOB	BOTTOM		
Juan Samuel, R (1.4) OBP: 0.306, SLG: 0.403	2-3 K			2-1 CS 1B		0-1 F8			4-1 5-6-3 1B BB	3	0	1	0	1	1	0	San Diego Padres @ Philadelphia Phillies Veterans Stadium, Philadelphia, PA Tue May 31 1988, 3:33 AM EDT Att: 16,733 - Unknown - 87 F		
Von Hayes, L (1.3) OBP: 0.366, SLG: 0.448	2-1 F9			3-2 1-2 2B		0-1 1B		0-0 5-6-3 1B		4	0	3	0	0	0	0			
Lance Parrish, R (1.2) OBP: 0.326, SLG: 0.478	0-0 5-3			1-0 L5		1-1 F8		0-0 L6		4	0	0	0	0	0	4			
Mike Schmidt, R (1.5) OBP: 0.305, SLG: 0.341		0-0 F9		1-2 4-3		0-1 F7		1-2 5-6-3 2-3		4	0	0	0	0	0	3			
Chris James, R (1.9) OBP: 0.271, SLG: 0.410		0-3 K			0-1 6-3		1-1 F9		1-2 F8		4	0	0	0	0	1		2	
Phil Bradley, R (1.7) OBP: 0.326, SLG: 0.302		0-0 4-3			1-0 F9		2-1 F8			3	0	0	0	0	0	0			
Milt Thompson, L (1.8) OBP: 0.333, SLG: 0.309			0-0 5-3		4-2 BB			2-1 F8		2	0	0	0	1	0	0			
Steve Jeltz, S (1.6) OBP: 0.323, SLG: 0.311			1-0 4-3		1-1 4-3			1-2 6-3		3	0	0	0	0	0	1			
David Palmer, R (1.1) Danny Clay, R (6.1) Greg Gross, L (6.9) Wally Ritchie, L (7.1) Keith Miller, S (8.9) Greg Harris, S (9.1) OBP: 0.312, SLG: 0.500 OBP: 0.246, SLG: 0.167 OBP: 1.000, SLG: 1.000			0-1 F7		0-1 6-3			0-2 F8		1	0	0	0	0	0	0			
Inning Stats	R: 0 E: 0 K: 1 S: 6	H: 0 LOB: 0 BB: 0 P: 10	R: 0 E: 0 K: 1 S: 5	H: 0 LOB: 0 BB: 0 P: 5	R: 0 E: 0 K: 0 S: 4	H: 2 LOB: 1 BB: 0 P: 18	R: 0 E: 0 K: 0 S: 7	H: 0 LOB: 1 BB: 1 P: 13	R: 0 E: 0 K: 0 S: 8	H: 1 LOB: 0 BB: 0 P: 9	R: 0 E: 0 K: 0 S: 6	H: 0 LOB: 0 BB: 0 P: 9	R: 0 E: 0 K: 0 S: 10	H: 0 LOB: 0 BB: 0 P: 13	R: 0 E: 0 K: 0 S: 9	H: 1 LOB: 2 BB: 1 P: 15	1B: 3 2B: 1 3B: 0 HR: 0	SF: 0 SAC: 0 DP: 0 HBP: 0	WP: 0 PA: 32 PB: 0 SB: 0 CS: 1
PITCHER	IP	WLS	BF	H	R	ER	SO	BB	IBB	HBP	BLK	WP	HR	S	P	ERA	WHIP		
Andy Hawkins, R (1.1) ERA: 3.6	9.0	W	32	4	0	0	2	2	0	0	0	0	0	66	97	0.00	0.667		



Batter	1	2	3	4	5	6	7	8	9	AB	R	H	RBI	BB	SO	LOB	TOP										
Marvell Wynne, L OBP: 0.413, SLG: 0.700 (1, 8)										3	2	2	1	2	1	0											
Roberto Alomar, S OBP: 0.282, SLG: 0.359 (1, 4)										5	2	2	0	0	1	4											
Tony Gwynn, L OBP: 0.310, SLG: 0.316 (1, 9)										3	0	0	1	1	0	1											
Keith Moreland, R OBP: 0.329, SLG: 0.369 (7, PR)										4	1	2	3	0	1	1											
Shane Mack, R OBP: 0.308, SLG: 0.232 (7, 8)										0	0	0	0	0	0	0											
Camelo Martinez, R OBP: 0.271, SLG: 0.307 (9, PH)										1	0	1	1	0	0	0											
Dickie Thorn, R OBP: 0.311, SLG: 0.289 (9, PR)										0	0	0	0	0	0	0											
John Kruk, L OBP: 0.394, SLG: 0.429 (1, 3)										4	0	1	0	1	0	1											
Benito Santiago, R OBP: 0.250, SLG: 0.325 (1, 2)										5	1	2	0	0	0	5											
Tim Flannery, L OBP: 0.292, SLG: 0.227 (1, 5)										3	1	0	0	2	0	4											
Garry Templeton, S OBP: 0.222, SLG: 0.243 (1, 6)										4	0	1	1	0	1	1											
Mark Grant, R (1, 1)										3	0	0	0	0	2	3											
Lance McCullers, S (6, 1)										1	0	0	0	0	1	0											
Mark Davis, L (8, 1)										0	0	0	0	0	0	0											
Inning Stats	R: 1 E: 0 K: 1 S: 13	H: 1 LOB: 2 BB: 2 P: 26	R: 1 E: 0 K: 1 S: 8	H: 1 LOB: 0 BB: 1 P: 17	R: 2 E: 0 K: 0 S: 9	H: 3 LOB: 1 BB: 0 P: 14	R: 0 E: 0 K: 2 S: 8	H: 0 LOB: 0 BB: 0 P: 11	R: 0 E: 0 K: 1 S: 10	H: 2 LOB: 3 BB: 2 P: 20	R: 0 E: 0 K: 0 S: 8	H: 1 LOB: 1 BB: 0 P: 13	R: 0 E: 0 K: 1 S: 5	H: 0 LOB: 3 BB: 1 P: 7	R: 2 E: 0 K: 0 S: 13	H: 3 LOB: 3 BB: 1 P: 23	1B: 8 2B: 1 3B: 1 HR: 1	SF: 0 SAC: 1 DP: 0 HBP: 0	WP: 0 PB: 1 SB: 0 CS: 0	PA: 44							
PITCHER	IP	WLS	BF	H	R	ER	SO	BB	IBB	HBP	BLK	WP	HR	S	P	ERA	WHIP										
Kevin Gross, R ERA: 2.43	6.0		29	7	5	5	6	4	1	0	1	0	1	56	97	7.50	1.833										
Kent Tekulve, R ERA: 2.59	2.0	W	7	1	0	0	1	0	0	0	0	0	0	13	20	0.00	0.500										
Steve Bedrosian, R ERA: 7.36	0.1		5	3	2	2	0	1	0	0	0	0	0	9	15	54.00	12.000										
Greg Harris, R ERA: 2.81	0.2	S	2	0	0	0	0	0	0	0	0	0	0	4	8	0.00	0.000										

San Diego Padres @ Philadelphia Phillies
Veterans Stadium, Philadelphia, PA

AB 36
R 7
H 11
RBI 7
BB 6
SO 7
LOB 20



Wed Jun 01 1988, 7:05 PM EDT
Att: 16,270 - Unknown - 80 F

Batter	1	2	3	4	5	6	7	8	9	AB	R	H	RBI	BB	SO	LOB	BOTTOM										
Juan Samuel, R OBP: 0.308, SLG: 0.400 (1, 4)										4	1	1	0	1	0	0											
Milt Thompson, L OBP: 0.331, SLG: 0.308 (1, 8)										4	0	1	0	0	2	1											
Luis Aguayo, R OBP: 0.321, SLG: 0.311 (8, PH)										1	1	1	2	0	0	0											
Steve Bedrosian, R (9, 1)										0	0	0	0	0	0	0											
Greg Harris, S OBP: 1.000, SLG: 1.000 (9, 1)										0	0	0	0	0	0	0											
Von Hayes, L OBP: 0.372, SLG: 0.467 (1, 3)										4	2	2	2	1	0	1											
Lance Parrish, R OBP: 0.333, SLG: 0.497 (1, 2)										4	2	2	2	1	1	2											
Mike Schmidt, R OBP: 0.309, SLG: 0.345 (1, 5)										4	0	2	1	0	0	1											
Chris James, R OBP: 0.276, SLG: 0.431 (1, 9)										4	1	2	2	0	1	2											
Greg Gross, L OBP: 0.263, SLG: 0.176 (1, 7)										3	1	1	0	1	0	4											
Steve Jeltz, S OBP: 0.328, SLG: 0.312 (1, 6)										3	1	1	0	1	0	3											
Kevin Gross, R OBP: 0.290, SLG: 0.276 (1, 1)										2	0	0	0	0	0	0											
Darren Daulton, L OBP: 0.250, SLG: 0.219 (6, PH)										1	0	0	0	0	0	2											
Kent Tekulve, R (7, 1)										0	0	0	0	0	0	0											
Phil Bradley, R OBP: 0.327, SLG: 0.301 (8, PH)										1	0	0	0	0	1	2											
Inning Stats	R: 0 E: 0 K: 0 S: 4	H: 1 LOB: 0 BB: 0 P: 6	R: 0 E: 0 K: 1 S: 9	H: 2 LOB: 2 BB: 0 P: 16	R: 0 E: 0 K: 1 S: 6	H: 0 LOB: 0 BB: 0 P: 11	R: 2 E: 0 K: 0 S: 10	H: 3 LOB: 1 BB: 1 P: 21	R: 0 E: 0 K: 1 S: 10	H: 0 LOB: 0 BB: 0 P: 10	R: 2 E: 1 K: 0 S: 22	H: 3 LOB: 2 BB: 1 P: 39	R: 0 E: 0 K: 0 S: 9	H: 1 LOB: 1 BB: 0 P: 11	R: 5 E: 0 K: 2 S: 27	H: 3 LOB: 1 BB: 3 P: 48	1B: 9 2B: 1 3B: 1 HR: 2	SF: 0 SAC: 0 DP: 2 HBP: 0	WP: 2 PB: 0 SB: 0 CS: 0	PA: 40							
PITCHER	IP	WLS	BF	H	R	ER	SO	BB	IBB	HBP	BLK	WP	HR	S	P	ERA	WHIP										
Mark Grant, R ERA: 3.88	5.0		22	7	4	4	3	2	0	0	0	1	1	42	74	7.20	1.800										
Lance McCullers, R ERA: 3.92	2.1	L	12	4	2	2	0	1	0	0	0	1	1	35	52	7.71	2.143										
Mark Davis, L ERA: 2.31	0.2		6	2	3	3	2	1	1	0	0	1	0	20	36	40.50	4.500										

San Diego Padres @ Philadelphia Phillies
Veterans Stadium, Philadelphia, PA

AB 35
R 9
H 13
RBI 9
BB 5
SO 5
LOB 18



Wed Jun 01 1988, 7:05 PM EDT
Att: 16,270 - Unknown - 80 F

Batter	1	2	3	4	5	6	7	8	9	10	11	12	13	14	AB	R	H	RBI	BB	SO	LOB	TOP					
Ozzie Smith, S OBP: 0.357, SLG: 0.343 (1, 6)	6-3															6	0	2	0	1	0	0					
José Quiendo, S OBP: 0.355, SLG: 0.326 (1, 7) (7, 5)	K		L8													7	0	1	0	0	1	5					
Willie McGee, S OBP: 0.331, SLG: 0.353 (1, 8)	5-3															6	0	0	0	1	0	5					
Tom Brunansky, R OBP: 0.395, SLG: 0.453 (1, 9)																											
Bob Horner, R OBP: 0.340, SLG: 0.349 (8, PR) Larry McLlroy, L OBP: 0.300, SLG: 0.278 (9, 3) Tom Egan, R OBP: 0.310, SLG: 0.263 (9, 3)																											
Tony Peña, R OBP: 0.315, SLG: 0.399 (1, 2)																											
Tom Lawless, R OBP: 0.167, SLG: 0.118 (7, PH) Curt Ford, L OBP: 0.171, SLG: 0.129 (7, 7)																											
Vince Coleman, S OBP: 0.347, SLG: 0.430 (12, PH) (12, 7)																											
Luis Alícea, S OBP: 0.315, SLG: 0.315 (1, 4)																											
John Tudor, L OBP: 0.302, SLG: 0.367 (8, 1) Todd Worrell, R OBP: 0.300, SLG: 0.278 (8, 1) Ken Dayley, L OBP: 0.310, SLG: 0.263 (8, 1) Scott Terry, R OBP: 0.310, SLG: 0.263 (8, 1) Duane Walker, S OBP: 0.310, SLG: 0.263 (8, 1) Bob Forsch, R OBP: 0.310, SLG: 0.263 (8, 1) Steve Peters, L OBP: 0.310, SLG: 0.263 (8, 1) John Costello, R OBP: 0.310, SLG: 0.263 (8, 1)																											
Inning Stats	R: 0 E: 0 K: 1 S: 7	H: 0 LOB: 0 BB: 0 P: 13	R: 0 E: 0 K: 2 S: 9	H: 1 LOB: 1 BB: 1 P: 17	R: 0 E: 0 K: 1 S: 7	H: 1 LOB: 2 BB: 1 P: 14	R: 0 E: 0 K: 0 S: 7	H: 2 LOB: 2 BB: 1 P: 16	R: 2 E: 0 K: 0 S: 16	H: 4 LOB: 3 BB: 1 P: 28	R: 0 E: 0 K: 0 S: 8	H: 0 LOB: 0 BB: 0 P: 16	R: 0 E: 0 K: 0 S: 8	H: 0 LOB: 1 BB: 0 P: 12	R: 0 E: 0 K: 0 S: 5	R: 0 E: 0 K: 0 S: 5	H: 1 LOB: 0 BB: 0 P: 9	R: 0 E: 0 K: 1 S: 7	H: 1 LOB: 0 BB: 0 P: 9	R: 0 E: 0 K: 2 S: 13	H: 1 LOB: 3 BB: 3 P: 25	R: 1 E: 0 K: 3 S: 11	H: 1 LOB: 3 BB: 3 P: 25	1B: 9 2B: 2 3B: 0 HR: 1	SF: 0 SAC: 1 DP: 1 HBP: 0	WP: 1 PB: 0 SB: 3 CS: 0	PA: 63

St. Louis Cardinals @ Philadelphia Phillies
Veterans Stadium, Philadelphia, PA
Thu Jun 02 1988; 7:05 PM EDT
Att: 20,210 - Unknown - 61 F

AB	52
R	3
H	12
RBI	3
BB	10
SO	7
LOB	34



PITCHER	IP	WLS	BF	H	R	ER	SO	BB	IBB	HBP	BLK	WP	HR	S	P	ERA	WHIP
Don Carman, L ERA: 4.58	6.0		31	9	2	2	4	4	0	0	0	0	0	5	109	3.00	2.167
Greg Harris, R ERA: 2.7	1.0		4	0	0	0	0	0	1	0	0	0	0	5	13	0.00	0.000
Kent Tekulve, R ERA: 2.79	1.0		3	0	0	0	0	0	0	0	0	0	0	8	16	0.00	0.000
Steve Badrosian, R ERA: 5.79	2.0		7	1	0	0	0	0	0	0	0	0	0	12	17	0.00	0.500
Wally Ritchie, L ERA: 1.5	2.0		8	1	0	0	0	0	1	0	0	1	0	17	30	0.00	0.500

Batter	1	2	3	4	5	6	7	8	9	10	11	12	13	14	AB	R	H	RBI	BB	SO	LOB	BOTTOM			
Juan Samuel, R OBP: 0.306, SLG: 0.396 (1, 4)	F8															7	0	1	1	1	2	2			
Phil Bradley, R OBP: 0.340, SLG: 0.324 (1, 7)																6	1	4	0	1	0	3			
Von Hayes, L OBP: 0.366, SLG: 0.453 (1, 3)																5	0	0	0	1	0	4			
Lance Parrish, R OBP: 0.337, SLG: 0.491 (1, 2)																6	0	2	1	1	0	1			
Mike Schmidt, R OBP: 0.316, SLG: 0.347 (1, 5)																5	0	2	0	2	2	2			
Chris James, R OBP: 0.271, SLG: 0.425 (1, 8)																7	0	1	0	0	0	9			
Mike Young, S OBP: 0.306, SLG: 0.326 (1, 9)																6	1	4	0	1	0	4			
Steve Jeltz, S OBP: 0.321, SLG: 0.304 (8, PH) Greg Gross, L OBP: 0.263, SLG: 0.176 (8, PH) Bill Almon, R OBP: 0.221, SLG: 0.217 (8, 6)																3	0	0	0	0	0	3			
Don Carman, L ERA: 4.58 Juan Samuel, R OBP: 0.306, SLG: 0.396 (1, 4) Phil Bradley, R OBP: 0.340, SLG: 0.324 (1, 7) Von Hayes, L OBP: 0.366, SLG: 0.453 (1, 3) Lance Parrish, R OBP: 0.337, SLG: 0.491 (1, 2) Mike Schmidt, R OBP: 0.316, SLG: 0.347 (1, 5) Chris James, R OBP: 0.271, SLG: 0.425 (1, 8) Mike Young, S OBP: 0.306, SLG: 0.326 (1, 9) Steve Jeltz, S OBP: 0.321, SLG: 0.304 (8, PH) Greg Gross, L OBP: 0.263, SLG: 0.176 (8, PH) Bill Almon, R OBP: 0.221, SLG: 0.217 (8, 6)																									
Inning Stats	R: 0 E: 0 K: 0 S: 10	H: 1 LOB: 1 BB: 0 P: 14	R: 0 E: 0 K: 0 S: 8	H: 1 LOB: 1 BB: 0 P: 11	R: 0 E: 0 K: 0 S: 8	H: 0 LOB: 0 BB: 0 P: 10	R: 0 E: 0 K: 0 S: 6	H: 1 LOB: 1 BB: 0 P: 10	R: 0 E: 0 K: 0 S: 14	H: 2 LOB: 3 BB: 1 P: 25	R: 1 E: 0 K: 0 S: 11	H: 2 LOB: 2 BB: 1 P: 19	R: 0 E: 0 K: 0 S: 12	H: 2 LOB: 3 BB: 1 P: 20	R: 0 E: 0 K: 0 S: 13	H: 2 LOB: 2 BB: 2 P: 25	R: 0 E: 0 K: 0 S: 5	R: 0 E: 0 K: 1 S: 7	H: 1 LOB: 0 BB: 2 P: 18	R: 0 E: 0 K: 3 S: 11	H: 0 LOB: 0 BB: 0 P: 16	1B: 8 2B: 8 3B: 0 HR: 0	SF: 0 SAC: 2 DP: 1 HBP: 0	WP: 1 PB: 0 SB: 0 CS: 0	PA: 64

St. Louis Cardinals @ Philadelphia Phillies
Veterans Stadium, Philadelphia, PA
Thu Jun 02 1988; 7:05 PM EDT
Att: 20,210 - Unknown - 61 F

AB	54
R	2
H	15
RBI	2
BB	8
SO	7
LOB	37



PITCHER	IP	WLS	BF	H	R	ER	SO	BB	IBB	HBP	BLK	WP	HR	S	P	ERA	WHIP
John Tudor, L ERA: 0.98	7.1		32	8	1	1	1	0	0	0	0	0	0	2	69	1.23	1.364
Todd Worrell, R ERA: 2.83	0.0		2	1	0	0	0	0	1	0	0	0	0	2	6	∞	∞
Ken Dayley, L ERA: 1.59	1.0		5	1	1	1	0	1	0	0	0	0	0	11	19	9.00	2.000
Scott Terry, R ERA: 3.51	0.2		3	1	0	0	1	0	0	0	0	1	0	7	12	0.00	1.500
Bob Forsch, R ERA: 4.3	2.2		11	2	0	0	1	0	2	0	0	0	0	19	44	0.00	0.750

PITCHER	IP	WLS	BF	H	R	ER	SO	BB	IBB	HBP	BLK	WP	HR	S	P	ERA	WHIP
Steve Peters, L ERA: 4.91	0.2		5	2	0	0	0	0	0	0	0	0	0	10	24	0.00	3.000
John Costello, R ERA: 4.91	1.2		5	0	0	0	3	0	0	0	0	0	0	14	22	0.00	0.000

Batter	1	2	3	4	5	6	7	8	9	AB	R	H	RBI	BB	SO	LOB	TOP					
Vince Coleman, S (1, 7) OBP: 0.397, SLG: 0.446										5	2	3	0	0	0	3						
Ozzie Smith, S (1, 6) OBP: 0.347, SLG: 0.338										4	1	1	2	0	0	1						
Willie McGee, S (1, 8) OBP: 0.337, SLG: 0.361										4	1	1	0	1	0	1						
Tom Brunansky, R (1, 9) OBP: 0.399, SLG: 0.465										3	1	0	0	2	0	2						
Bob Horner, R (1, 3) OBP: 0.343, SLG: 0.346										3	1	0	1	2	2	1						
Tony Peña, R (1, 2) OBP: 0.317, SLG: 0.417										4	2	2	2	0	0	2						
Steve Lake, R (9, 2) OBP: 0.286, SLG: 0.320										0	0	0	0	0	0	0						
José Quiendo, S (1, 5) OBP: 0.339, SLG: 0.311										3	0	0	1	0	0	0						
Luis Alicaia, S (1, 4) OBP: 0.306, SLG: 0.305										4	0	0	0	0	2	3						
Cris Carpenter, R (1, 1) OBP: 0.091, SLG: 0.091										2	0	0	0	0	1	0						
Tom Lawless, R (8, PH) OBP: 0.200, SLG: 0.211										1	0	1	0	0	0	0						
Curt Ford, L (8, PH) OBP: 0.189, SLG: 0.152										1	0	1	2	0	0	0						
Ken Dayley, L (8, 1)										0	0	0	0	0	0	0						
Inning Stats	R: 1 E: 0 K: 0 S: 13	H: 1 LOB: 0 BB: 0 P: 20	R: 0 E: 0 K: 1 S: 7	H: 0 LOB: 0 BB: 0 P: 9	R: 0 E: 0 K: 0 S: 8	H: 1 LOB: 0 BB: 0 P: 11	R: 0 E: 0 K: 0 S: 7	H: 0 LOB: 2 BB: 2 P: 18	R: 0 E: 0 K: 1 S: 6	H: 0 LOB: 0 BB: 0 P: 11	R: 0 E: 0 K: 0 S: 12	H: 1 LOB: 1 BB: 0 P: 15	R: 1 E: 0 K: 2 S: 9	H: 1 LOB: 0 BB: 0 P: 12	R: 6 E: 0 K: 1 S: 22	H: 4 LOB: 3 BB: 3 P: 43	R: 0 E: 0 K: 0 S: 9	H: 1 LOB: 1 BB: 0 P: 13	1B: 5 2B: 3 3B: 0 HR: 1	SF: 1 SAC: 1 DP: 0 HBP: 0	WP: 0 PB: 0 SB: 1 CS: 1	PA: 42
PITCHER	IP WLS BF H R ER SO BB IBB HBP BLK WP HR S P ERA WHIP																					
Shane Rawley, L (1, 1) ERA: 3.71	7.1 L 29 6 4 4 4 2 0 0 0 0 0 1 66 102 4.91 1.091																					
Kent Tekulve, R (8, 1) ERA: 3.82	0.0 5 1 2 2 0 2 1 0 0 0 0 0 7 20 ∞ ∞																					
Danny Clay, R (8, 1) ERA: 5.4	0.2 3 1 2 2 1 0 0 0 0 0 0 0 11 17 27.00 1.500																					
Wally Ritchie, L (9, 1) ERA: 1.42	1.0 4 1 0 0 0 0 0 0 0 0 0 0 9 13 0.00 1.000																					

St. Louis Cardinals @ Philadelphia Phillies
Veterans Stadium, Philadelphia, PA
Sat Jun 04 1988, 7:05 PM EDT
Att: 34,081 - Unknown - 55 F

AB 34
R 8
H 9
RBI 8
BB 5
SO 5
LOB 13



Batter	1	2	3	4	5	6	7	8	9	AB	R	H	RBI	BB	SO	LOB	BOTTOM					
Juan Samuel, R (1, 4) OBP: 0.316, SLG: 0.402										4	0	2	0	0	0	1						
Phil Bradley, R (1, 7) OBP: 0.344, SLG: 0.330										3	0	0	0	1	0	1						
Von Hayes, L (1, 3) OBP: 0.355, SLG: 0.436										4	0	0	0	0	1	2						
Lance Parrish, R (1, 2) OBP: 0.333, SLG: 0.480										4	0	0	0	0	2	2						
Mike Schmidt, R (1, 5) OBP: 0.316, SLG: 0.343										3	0	0	0	0	0	2						
Bill Almon, R (9, 5) OBP: 0.222, SLG: 0.208										1	0	0	0	0	1	0						
Chris James, R (1, 9) OBP: 0.285, SLG: 0.449										4	1	4	0	0	0	0						
Milt Thompson, L (1, 8) OBP: 0.333, SLG: 0.306										3	0	1	0	0	0	2						
Keith Miller, S (9, PH)										1	0	0	0	0	1	1						
Steve Jeltz, S (1, 6) OBP: 0.319, SLG: 0.297										3	0	0	0	0	0	2						
Luis Aguayo, R (9, PH) OBP: 0.327, SLG: 0.304										0	0	0	0	1	0	0						
Shane Rawley, R (1, 1) OBP: 0.172, SLG: 0.214										3	0	1	0	0	1	1						
Kent Tekulve, R (8, 1)										0	0	0	0	0	0	0						
Danny Clay, R (8, 1)										0	0	0	0	0	0	0						
Wally Ritchie, L (9, 1)										0	0	0	0	0	0	0						
Mike Young, S (9, PH) OBP: 0.269, SLG: 0.313										1	0	0	0	0	2							
Inning Stats	R: 0 E: 0 K: 1 S: 8	H: 1 LOB: 2 BB: 1 P: 17	R: 0 E: 0 K: 0 S: 6	H: 1 LOB: 1 BB: 0 P: 12	R: 0 E: 0 K: 1 S: 7	H: 0 LOB: 0 BB: 0 P: 11	R: 0 E: 0 K: 0 S: 10	H: 1 LOB: 1 BB: 0 P: 14	R: 0 E: 0 K: 0 S: 12	H: 0 LOB: 0 BB: 0 P: 16	R: 0 E: 0 K: 0 S: 4	H: 0 LOB: 0 BB: 0 P: 4	R: 1 E: 0 K: 0 S: 15	H: 3 LOB: 1 BB: 0 P: 17	R: 0 E: 0 K: 1 S: 8	H: 0 LOB: 0 BB: 0 P: 13	R: 0 E: 0 K: 2 S: 13	H: 1 LOB: 2 BB: 1 P: 25	1B: 4 2B: 4 3B: 0 HR: 0	SF: 0 SAC: 0 DP: 1 HBP: 0	WP: 1 PB: 0 SB: 0 CS: 0	PA: 36
PITCHER	IP WLS BF H R ER SO BB IBB HBP BLK WP HR S P ERA WHIP																					
Cris Carpenter, R (1, 1) ERA: 3.41	7.0 W 28 7 1 1 3 1 0 0 0 0 1 0 62 91 1.29 1.143																					
Ken Dayley, L (8, 1) ERA: 1.35	2.0 8 1 0 0 3 1 0 0 0 0 1 0 21 38 0.00 1.000																					

St. Louis Cardinals @ Philadelphia Phillies
Veterans Stadium, Philadelphia, PA
Sat Jun 04 1988, 7:05 PM EDT
Att: 34,081 - Unknown - 55 F

AB 34
R 1
H 8
RBI 0
BB 2
SO 6
LOB 16



Batter	1	2	3	4	5	6	7	8	9	AB	R	H	RBI	BB	SO	LOB	TOP					
Juan Samuel, R OBP: 0.317, SLG: 0.401	F8		5-3		WP 1B S 1B		G3	1-3		5	1	1	0	0	0	1	Philadelphia Phillies @ Montreal Expos Olympic Stadium, Montreal, QB Mon Jun 06 1988, 7:05 PM EDT Att: 12,127 - Dome - 70 F					
Von Hayes, L OBP: 0.363, SLG: 0.457	F8		F9		1B 1B BB		2B			4	2	2	0	1	0	0						
Lance Parrish, R OBP: 0.333, SLG: 0.494	1-3			K	1B 1-2 3-H 1B		2B		F7	5	1	2	2	0	1	1						
Mike Schmidt, R OBP: 0.317, SLG: 0.344		F8		F8	FC4-6 1B 1-3 2-H		2B		5-3	5	0	2	2	0	0	1						
Chris James, R OBP: 0.292, SLG: 0.467		HR		S BB	FC4-6 1B 1-2		G6-4-3 1B		5-3	4	1	2	1	1	0	3						
Phil Bradley, R OBP: 0.345, SLG: 0.321		BB		FC6 BB			F9 G6-4-3 1-2			2	0	0	0	2	0	2						
Milt Thompson, L OBP: 0.330, SLG: 0.310		F4		FC6					6-3	4	0	1	0	0	0	3						
Luis Aguayo, R OBP: 0.317, SLG: 0.352		F4			L6		K		K	4	0	0	0	0	2	2						
Steve Jeltz, S OBP: 0.319, SLG: 0.297										0	0	0	0	0	0	0						
Kevin Gross, R OBP: 0.286, SLG: 0.273			L4		4-3		F4			4	0	1	0	0	0	1						
Steve Bedrosian, R OBP: 0.319, SLG: 0.297										0	0	0	0	0	0	0						
Inning Stats	R: 0 E: 0 K: 0 S: 3	H: 0 LOB: 0 BB: 0 P: 3	R: 1 E: 0 K: 0 S: 4	H: 1 LOB: 1 BB: 1 P: 8	R: 0 E: 0 K: 0 S: 3	H: 0 LOB: 0 BB: 0 P: 3	R: 0 E: 0 K: 1 S: 5	H: 0 LOB: 2 BB: 2 P: 13	R: 2 E: 0 K: 0 S: 6	H: 3 LOB: 2 BB: 1 P: 10	R: 0 E: 0 K: 1 S: 6	H: 1 LOB: 1 BB: 0 P: 6	R: 2 E: 0 K: 0 S: 6	H: 4 LOB: 1 BB: 0 P: 6	R: 0 E: 0 K: 1 S: 6	H: 1 LOB: 1 BB: 0 P: 6	R: 0 E: 0 K: 0 S: 4	H: 1 LOB: 1 BB: 0 P: 4	1B: 6 2B: 3 3B: 1 HR: 1	SF: 0 SAC: 0 DP: 1 HBP: 0	WP: 1 PB: 0 SB: 2 CS: 0	PA: 41
PITCHER	IP WLS BF H R ER SO BB IBB HBP BLK WP HR S P ERA WHIP																					
Floyd Youmans, R ERA: 3.71	(1, 1) 4.2 L 21 3 3 3 1 4 0 0 0 0 1 1 19 35 5.79 1.500																					
Andy McCaffigan, R ERA: 4.21	(5, 1) 0.1 2 1 0 0 0 0 0 0 0 0 0 0 2 2 0.00 3.000																					
Tim Burke, R ERA: 3.82	(6, 1) 3.0 14 6 2 2 2 0 0 0 0 0 0 0 18 18 6.00 2.000																					
Jeff Parrett, R ERA: 1.96	(9, 1) 1.0 4 1 0 0 0 0 0 0 0 0 0 0 4 4 0.00 1.000																					

Batter	1	2	3	4	5	6	7	8	9	AB	R	H	RBI	BB	SO	LOB	BOTTOM					
Tim Raines, S OBP: 0.371, SLG: 0.388	4-3		G4-6-3			F8		1B FC4-6 1B	F8	5	1	1	0	0	0	3	Philadelphia Phillies @ Montreal Expos Olympic Stadium, Montreal, QB Mon Jun 06 1988, 7:05 PM EDT Att: 12,127 - Dome - 70 F					
Herm Winningham, L OBP: 0.338, SLG: 0.283			K			F8		FC4-6 1B	K	4	0	1	1	0	1	0						
Wallace Johnson, S OBP: 0.375, SLG: 0.364								FC4-6 1B		1	0	0	0	0	1	2						
Andres Galarraga, R OBP: 0.374, SLG: 0.645	L4				6-3			FC4-6 1B 1-2 1B		3	1	0	1	0	0	1						
Hubie Brooks, R OBP: 0.299, SLG: 0.394		2B 1B			F5		K	1B 1-3 1B		4	1	2	0	0	1	1						
Tim Wallach, R OBP: 0.311, SLG: 0.391		F8 1-H 2B			L6			1B		4	0	2	2	0	0	0						
Tom Foley, L OBP: 0.280, SLG: 0.270		F8			6-3		F3	1-2 3-H 1B	K	4	0	0	0	0	1	3						
Jeff Reed, L OBP: 0.330, SLG: 0.330			K				G3		4-3	4	0	1	0	0	1	1						
Casey Candaele, S OBP: 0.225, SLG: 0.192		4-3						1B G3 1B BB		2	1	1	0	2	0	1						
Floyd Youmans, R OBP: 0.319, SLG: 0.158								1B G3		1	0	1	0	0	0	0						
Andy McCaffigan, R OBP: 0.319, SLG: 0.158										0	0	0	0	0	0	0						
Graig Nettles, L OBP: 0.279, SLG: 0.250										1	0	0	0	0	0	2						
Tim Burke, R OBP: 0.319, SLG: 0.310										0	0	0	0	0	0	0						
Mitch Webster, S OBP: 0.330, SLG: 0.310										2	0	1	0	0	0	1						
Inning Stats	R: 0 E: 0 K: 0 S: 3	H: 0 LOB: 0 BB: 0 P: 3	R: 1 E: 0 K: 1 S: 7	H: 2 LOB: 1 BB: 0 P: 7	R: 0 E: 0 K: 1 S: 5	H: 1 LOB: 0 BB: 0 P: 5	R: 0 E: 0 K: 0 S: 3	H: 0 LOB: 0 BB: 0 P: 3	R: 0 E: 0 K: 0 S: 4	H: 2 LOB: 1 BB: 0 P: 4	R: 0 E: 0 K: 1 S: 5	H: 0 LOB: 1 BB: 0 P: 6	R: 0 E: 0 K: 0 S: 3	H: 0 LOB: 0 BB: 0 P: 3	R: 3 E: 0 K: 1 S: 9	H: 4 LOB: 2 BB: 1 P: 13	R: 0 E: 0 K: 1 S: 6	H: 1 LOB: 2 BB: 1 P: 10	1B: 8 2B: 2 3B: 0 HR: 0	SF: 0 SAC: 0 DP: 2 HBP: 1	WP: 0 PB: 0 SB: 0 CS: 0	PA: 38
PITCHER	IP WLS BF H R ER SO BB IBB HBP BLK WP HR S P ERA WHIP																					
Kevin Gross, R ERA: 2.61	(1, 1) 7.2 W 31 8 4 4 3 1 1 0 0 0 0 0 35 40 4.70 1.174																					
Steve Bedrosian, R ERA: 5.25	(8, 1) 1.1 S 7 2 0 0 2 1 0 0 0 0 0 0 10 14 0.00 2.250																					

Batter	1	2	3	4	5	6	7	8	9	AB	R	H	RBI	BB	SO	LOB	TOP					
Juan Samuel, R OBP: 0.325, SLG: 0.423	F9	2H HR	1-2 2H 3H 1B			6-3 1B 2B		F9	IBB	5	2	3	4	1	0	0						
Von Hayes, L OBP: 0.358, SLG: 0.448	G3		G3			F7		G3	K	6	0	1	0	0	1	6						
Lance Parrish, R OBP: 0.330, SLG: 0.484	2B BB	F8		F6		6-3		5-3		4	1	0	0	1	0	2						
Mike Schmidt, R OBP: 0.323, SLG: 0.352	1-2 2B 2B		1B BB	5-3				E4	1B 1B	4	2	2	2	1	0	0						
Steve Jeltz, S OBP: 0.319, SLG: 0.297			SF9 BB							0	1	0	0	0	0	0						
Chris James, R OBP: 0.300, SLG: 0.473	2B		SF9 1B	K		4-3		1B	1B	4	2	2	1	1	1	1						
Phil Bradley, R OBP: 0.351, SLG: 0.328	2H 2B		SF9 1B BB			4-3		1B	1B	4	2	2	1	1	1	1						
Phil Bradley, R OBP: 0.351, SLG: 0.328	6-3		1-2 2-3 1B			F8		2B	1B	5	1	3	1	0	0	1						
Mike Young, S OBP: 0.377, SLG: 0.365			1-2 2-3 1B			F8		2B	1B	4	0	2	2	0	1	1						
Milt Thompson, L OBP: 0.330, SLG: 0.310		K	SF9			4-3		1-2 2B		0	0	0	0	0	0	0						
Luis Aguayo, R OBP: 0.324, SLG: 0.345			2-3 3H 4-0			2B		1-3 2H 2B		4	1	1	0	1	1	4						
Don Carman, L OBP: 0.300, SLG: 0.500		SH3 HR 1B	1-2 1B			F9		E6	K	4	1	1	0	1	1	4						
Greg Harris, S OBP: 0.300, SLG: 0.500		SH3	1-2			K		5-3	K	1	0	0	0	0	0	1						
Kent Tekulve, R OBP: 0.300, SLG: 0.500		1-2				K		5-3	K	1	0	0	0	0	1	3						
Inning Stats	R: 2 E: 0 K: 0 S: 5	H: 2 LOB: 1 BB: 1 P: 9	R: 2 E: 0 K: 1 S: 8	H: 3 LOB: 1 BB: 0 P: 8	R: 3 E: 0 K: 0 S: 5	H: 2 LOB: 2 BB: 3 P: 17	R: 0 E: 0 K: 1 S: 5	H: 0 LOB: 0 BB: 0 P: 5	R: 0 E: 0 K: 1 S: 6	H: 1 LOB: 1 BB: 0 P: 6	R: 1 E: 0 K: 0 S: 5	H: 2 LOB: 1 BB: 0 P: 5	R: 0 E: 1 K: 0 S: 4	H: 1 LOB: 1 BB: 0 P: 4	R: 0 E: 0 K: 0 S: 3	H: 0 LOB: 0 BB: 0 P: 3	R: 2 E: 1 K: 3 S: 13	H: 3 LOB: 3 BB: 1 P: 17	1B: 8 2B: 5 3B: 0 HR: 1	SF: 1 SAC: 1 DP: 0 HBP: 0	WP: 0 PB: 0 SB: 0 CS: 1	PA: 47
PITCHER	IP WLS BF H R ER SO BB IBB HBP BLK WP HR S P ERA WHIP																					
Neal Heaton, L ERA: 5.96	(1, 1) 2.0 L 14 5 6 6 1 3 0 0 0 0 0 1 13 25 27.00 4.000																					
Tim Burke, R ERA: 3.95	(3, 1) 2.0 9 2 1 1 1 0 1 0 0 0 0 0 10 14 4.50 1.000																					
Bob McClure, L ERA: 7.62	(5, 1) 1.1 6 2 1 1 1 0 0 0 0 0 0 0 8 8 6.75 1.500																					
Andy McGaffigan, R ERA: 3.92	(6, 1) 2.2 10 2 0 0 0 0 0 0 0 0 0 0 10 10 0.00 0.750																					
Joe Hesketh, L ERA: 2.95	(9, 1) 1.0 8 3 2 1 3 0 1 0 0 0 0 0 13 17 9.00 3.000																					

Philadelphia Phillies @ Montreal Expos
Olympic Stadium, Montreal, QB
Tue Jun 07 1988, 7:05 PM EDT
Att: 11,556 - Dome - 70 F

AB 40
R 10
H 14
RBI 10
BB 5
SO 6
LOB 23



Batter	1	2	3	4	5	6	7	8	9	AB	R	H	RBI	BB	SO	LOB	BOTTOM					
Tim Raines, S OBP: 0.375, SLG: 0.406	HR	1-2 3H 1B			5-3	6-3			G6-4-3 1B	5	1	3	2	0	0	0						
Casey Candaele, S OBP: 0.224, SLG: 0.218	5-3	F7			2B	3B		F7	G6-4-3 1B	5	1	1	0	0	0	3						
Andres Galarraga, R OBP: 0.380, SLG: 0.644	5-3				2B 1B	BB		G5-4-3 1B		2	1	1	0	2	0	0						
Hubie Brooks, R OBP: 0.302, SLG: 0.400	1B		F5		1B 1B	2B		G5-4-3 1B		4	1	2	1	0	0	2						
Tim Wallach, R OBP: 0.309, SLG: 0.388	F7		F7		1B 1B	1B		K		4	0	1	1	0	1	2						
Mitch Webster, S OBP: 0.368, SLG: 0.316		FC3-6 1B 1B	F8		2-3 3H 1B	G4-6-3 1B		1B	BB	3	1	2	1	1	0	1						
Luis Rivera, R OBP: 0.245, SLG: 0.295		FC3-6 1B			F4	G4-6-3		G1-6-3 1B		2	0	0	0	1	0	2						
Herm Winningham, L OBP: 0.348, SLG: 0.295		FC3-6 BB			G4-6-3			G1-6-3 1B		0	0	0	0	0	0	0						
Dave Engle, R OBP: 0.280, SLG: 0.227		1-2 BB			1-2			G1-6-3 1B		0	0	0	0	0	0	0						
Jeff Reed, L OBP: 0.321, SLG: 0.320		FC3-6 1B						G1-6-3 1B		3	0	0	0	0	1	2						
Graig Nettles, L OBP: 0.222, SLG: 0.242		1-2 2-3			K			G1-6-3 1B		1	0	0	0	0	0	2						
Joe Hesketh, R ERA: 2.95		1-2 2-3			K			G1-6-3 1B		0	0	0	0	0	0	0						
Neal Heaton, L OBP: 0.200, SLG: 0.200		K			F3			F8		1	0	0	0	0	1	2						
Tim Burke, R ERA: 3.95		K								0	0	0	0	0	0	0						
Bob McClure, R ERA: 7.62		K								1	0	0	0	0	0	0						
Tom Foley, L OBP: 0.256, SLG: 0.266										2	0	0	0	0	1	0						
Inning Stats	R: 1 E: 0 K: 0 S: 5	H: 2 LOB: 1 BB: 0 P: 5	R: 1 E: 0 K: 1 S: 7	H: 2 LOB: 2 BB: 1 P: 11	R: 0 E: 0 K: 0 S: 3	H: 0 LOB: 1 BB: 1 P: 7	R: 0 E: 0 K: 1 S: 5	H: 0 LOB: 0 BB: 0 P: 5	R: 0 E: 0 K: 1 S: 6	H: 4 LOB: 1 BB: 1 P: 10	R: 0 E: 0 K: 0 S: 5	H: 0 LOB: 0 BB: 0 P: 5	R: 0 E: 0 K: 0 S: 3	H: 1 LOB: 0 BB: 0 P: 3	R: 0 E: 0 K: 1 S: 5	H: 1 LOB: 1 BB: 1 P: 9	R: 0 E: 0 K: 0 S: 3	H: 1 LOB: 0 BB: 0 P: 3	1B: 8 2B: 1 3B: 1 HR: 1	SF: 0 SAC: 0 DP: 4 HBP: 0	WP: 0 PB: 0 SB: 0 CS: 0	PA: 38
PITCHER	IP WLS BF H R ER SO BB IBB HBP BLK WP HR S P ERA WHIP																					
Don Carman, L ERA: 4.99	(1, 1) 4.1 W 23 7 5 5 2 3 0 0 0 0 0 0 14 18 0.00 1.333																					
Greg Harris, R ERA: 2.94	(5, 1) 3.0 W 11 3 0 0 2 1 0 0 0 0 0 0 14 18 0.00 1.333																					
Kent Tekulve, R ERA: 3.62	(8, 1) 1.2 S 4 1 0 0 0 0 0 0 0 0 0 0 4 4 0.00 0.600																					

Philadelphia Phillies @ Montreal Expos
Olympic Stadium, Montreal, QB
Tue Jun 07 1988, 7:05 PM EDT
Att: 11,556 - Dome - 70 F

AB 34
R 5
H 11
RBI 5
BB 4
SO 4
LOB 16



Batter	1	2	3	4	5	6	7	8	9	10	AB	R	H	RBI	BB	SO	LOB	TOP										
Juan Samuel, R OBP: 0.323, SLG: 0.419	6-3		K			1B	F7		6-3		5	1	1	0	0	1	2	Philadelphia Phillies @ Montreal Expos Olympic Stadium, Montreal, QB Wed Jun 08 1988, 7:05 PM EDT Att. 10,214 - Dome - 70 F										
Von Hayes, L OBP: 0.359, SLG: 0.444	4-1		F8			1B		K			4	1	1	1	1	1	0											
Lance Parrish, R OBP: 0.327, SLG: 0.473	E6					5-3		WP			4	0	0	0	1	0	3											
Mike Schmidt, R OBP: 0.325, SLG: 0.359	2B										5	0	2	1	0	2	1											
Chris James, R OBP: 0.293, SLG: 0.461	6-3										5	0	0	0	0	2	4											
Phil Bradley, R OBP: 0.348, SLG: 0.342			K			5-3					4	1	1	1	0	1	2											
Steve Bedrosian, R											1	0	0	0	0	1	0											
Milt Thompson, L OBP: 0.328, SLG: 0.308			6-3			6-3					4	1	1	0	0	0	0											
Steve Jeltz, S OBP: 0.312, SLG: 0.289						6-3					3	0	0	0	0	1	0											
Mike Young, S OBP: 0.311, SLG: 0.358			K								1	0	0	0	0	0	1											
Luis Aguayo, R OBP: 0.324, SLG: 0.345											0	0	0	0	0	0	0											
Bruce Ruffin, S OBP: 0.179, SLG: 0.148											3	0	1	0	0	1	0											
Kent Tekulve, R											0	0	0	0	0	0	0											
Greg Gross, L OBP: 0.267, SLG: 0.208			3-1								0	0	0	1	0	0	0											
Inning Stats	R: 0 E: 1 K: 0 S: 15	H: 1 LOB: 2 BB: 0 P: 23	R: 0 E: 0 K: 2 S: 7	H: 0 LOB: 0 BB: 0 P: 8	R: 0 E: 0 K: 1 S: 8	H: 0 LOB: 0 BB: 0 P: 10	R: 0 E: 0 K: 1 S: 8	H: 0 LOB: 0 BB: 0 P: 12	R: 0 E: 0 K: 0 S: 6	H: 0 LOB: 0 BB: 0 P: 10	R: 2 E: 0 K: 2 S: 20	H: 3 LOB: 1 BB: 0 P: 27	R: 1 E: 0 K: 0 S: 8	H: 2 LOB: 1 BB: 0 P: 10	R: 0 E: 0 K: 2 S: 15	H: 0 LOB: 2 BB: 1 P: 21	R: 1 E: 1 K: 0 S: 11	H: 1 LOB: 2 BB: 2 P: 20	R: 0 E: 0 K: 2 S: 7	H: 0 LOB: 0 BB: 0 P: 8	1B: 5 2B: 1 3B: 0 HR: 1	SF: 1 SAC: 0 DP: 0 HBP: 0	WP: 2 PB: 0 SB: 2 CS: 0	PA: 42				
PITCHER	IP	WLS	BF	H	R	ER	SO	BB	IBB	HBP	BLK	WP	HR	S	P	ERA	WHIP											
John Dopson, R ERA: 2.68	(1.1)	7.0		6	3	3	6	0	0	0	0	0	1	72	100	3.86	0.857											
Jeff Parrett, R ERA: 1.82	(8.1)	3.0	W	14	1	1	0	4	1	1	0	0	1	0	33	49	0.00	0.667										

AB	39
R	4
H	7
RBI	4
BB	2
SO	10
LOB	13



Batter	1	2	3	4	5	6	7	8	9	10	AB	R	H	RBI	BB	SO	LOB	BOTTOM									
Tim Raines, S OBP: 0.372, SLG: 0.402	2-3		FC5-4								5	1	1	0	0	1	2	Philadelphia Phillies @ Montreal Expos Olympic Stadium, Montreal, QB Wed Jun 08 1988, 7:05 PM EDT Att. 10,214 - Dome - 70 F									
Casey Candaele, S OBP: 0.233, SLG: 0.241	F9		1B			4-3					5	0	2	1	0	0	1										
Andres Galarraga, R OBP: 0.377, SLG: 0.634	5-3		1B								5	0	1	0	0	0	1										
Hubie Brooks, R OBP: 0.301, SLG: 0.395											3	0	0	0	1	0	4										
Jeff Parrett, R			F9								0	0	0	0	0	0	0										
Wallace Johnson, S OBP: 0.400, SLG: 0.391			FC4								1	1	1	0	0	0	0										
Tim Wallach, R OBP: 0.307, SLG: 0.384			1B								5	0	1	0	0	0	2										
Mitch Webster, S OBP: 0.364, SLG: 0.313			FC6-4								5	1	1	0	0	0	3										
Dave Engle, R OBP: 0.286, SLG: 0.280			FC4								3	1	1	0	0	1	1										
Herm Winningham, L OBP: 0.366, SLG: 0.349											2	0	2	1	0	0	0										
Luis Rivera, R OBP: 0.252, SLG: 0.311			5-3								3	1	2	2	0	0	0										
John Dopson, L OBP: 0.154, SLG: 0.154	(1.1)	6.1									2	0	1	0	0	0	1										
Wilfredo Tejada, R ERA: 3.76	(7. PH)	1.0									1	0	0	0	0	1	1										
Jeff Reed, L OBP: 0.319, SLG: 0.317	(8. 2)	2.1	L	10	3	1	1	0	0	0	1	0	0	0	0	1	1										
Inning Stats	R: 0 E: 0 K: 0 S: 5	H: 0 LOB: 0 BB: 0 P: 9	R: 0 E: 0 K: 0 S: 8	H: 0 LOB: 1 BB: 1 P: 12	R: 0 E: 0 K: 0 S: 17	H: 3 LOB: 3 BB: 0 P: 26	R: 0 E: 0 K: 1 S: 8	H: 0 LOB: 0 BB: 0 P: 12	R: 0 E: 0 K: 1 S: 8	H: 1 LOB: 1 BB: 0 P: 10	R: 0 E: 0 K: 0 S: 8	H: 1 LOB: 1 BB: 0 P: 12	R: 3 E: 1 K: 1 S: 13	H: 4 LOB: 1 BB: 0 P: 20	R: 1 E: 0 K: 0 S: 13	H: 2 LOB: 1 BB: 0 P: 16	R: 0 E: 0 K: 0 S: 4	H: 0 LOB: 0 BB: 0 P: 6	R: 1 E: 0 K: 0 S: 7	H: 2 LOB: 1 BB: 0 P: 9	1B: 9 2B: 3 3B: 1 HR: 0	SF: 1 SAC: 0 DP: 0 HBP: 0	WP: 0 PB: 0 SB: 2 CS: 0	PA: 43			
PITCHER	IP	WLS	BF	H	R	ER	SO	BB	IBB	HBP	BLK	WP	HR	S	P	ERA	WHIP										
Bruce Ruffin, L ERA: 3.4	(1.1)	6.1		9	3	3	3	1	0	0	0	0	0	63	96	4.26	1.579										
Kent Tekulve, R	(7.1)	1.0		4	1	1	0	0	0	0	0	0	0	9	12	9.00	1.000										
Steve Bedrosian, R ERA: 5.02	(8.1)	2.1	L	10	3	1	1	0	0	0	0	0	0	19	24	3.86	1.286										

AB	41
R	5
H	13
RBI	4
BB	1
SO	3
LOB	17



Batter	1	2	3	4	5	6	7	8	9	AB	R	H	RBI	BB	SO	LOB	TOP										
Juan Samuel, R OBP: 0.324, SLG: 0.416	(1,4) K	(1,2) F9					(1,4) K	(1,2) SF8		4	1	1	1	1	2	3											
Von Hayes, L OBP: 0.355, SLG: 0.446	(1,3) 4-3	(2,1) 4-3					(1,4) SF8	(1,2) 2B		4	0	1	3	0	0	2											
Lance Parrish, R OBP: 0.346, SLG: 0.464	(1,2) K		(2,0) E5				(1,4) F9	(1,2) IBB		4	0	0	0	1	1	2											
Mike Schmidt, R OBP: 0.326, SLG: 0.358		(1,2) 1B HBP	(1,0) L4				(1,4) G6-3	(1,2) SF8		3	1	1	1	1	0	0											
Chris James, R OBP: 0.295, SLG: 0.454	(1,9) 1B HBP	(1,0) 1B	(1,3) K				(1,2) G6-3	(1,2) F8		3	2	0	0	1	1	3											
Kent Tekulve, R OBP: 0.346, SLG: 0.343	(8,1) 1B HBP	(1,2) 2B HBP					(1,2) 4-3	(1,3) 1B		0	0	0	0	0	0	0											
Steve Bedrosian, R OBP: 0.319, SLG: 0.339	(9,1) B1						(1,1) 4-3	(1,3) 2B		5	1	1	0	0	0	2											
Phil Bradley, R OBP: 0.346, SLG: 0.343	(1,7) B1						(1,1) 4-3	(1,3) 2B		5	1	1	0	0	0	2											
Milt Thompson, L OBP: 0.335, SLG: 0.317	(1,8) 1B	(1,2) 2B					(1,1) K	(1,0) 1-3		5	3	3	2	0	1	0											
Steve Jeltz, S OBP: 0.319, SLG: 0.293	(1,6) 1B	(3,2) 2B					(1,1) 6-3	(1,3) 2B		2	2	1	1	1	0	0											
Darren Daulton, L OBP: 0.302, SLG: 0.289	(8, PH) 1B	(1,2) 2B					(1,1) 6-3	(1,3) 2B		1	1	1	0	0	0	0											
Luis Aguayo, R OBP: 0.319, SLG: 0.339	(8,6) 1B	(1,2) 2B					(1,1) 6-3	(1,3) 2B		1	0	0	0	0	0	0											
Shane Bieber, R OBP: 0.319, SLG: 0.339	(1,1) 1B	(1,2) 2B					(1,1) K	(1,3) 2B		0	0	0	0	0	0	0											
Danny Clay, R OBP: 0.319, SLG: 0.339	(1,1) 1B	(1,2) 2B					(1,1) K	(1,3) 2B		0	0	0	0	0	0	0											
Wally Ritchie, L OBP: 0.319, SLG: 0.339	(1,1) 1B	(1,2) 2B					(1,1) K	(1,3) 2B		0	0	0	0	0	0	0											
Don Carman, R OBP: 0.319, SLG: 0.339	(1,1) 1B	(1,2) 2B					(1,1) K	(1,3) 2B		0	0	0	0	0	0	0											
Greg Harris, R OBP: 0.319, SLG: 0.339	(1,1) 1B	(1,2) 2B					(1,1) K	(1,3) 2B		0	0	0	0	0	0	0											
Inning Stats	R: 0 E: 0 K: 2 S: 7	H: 0 LOB: 0 BB: 0 P: 13	R: 4 E: 0 K: 0 S: 14	H: 4 LOB: 1 BB: 0 P: 21	R: 0 E: 1 K: 1 S: 5	H: 0 LOB: 0 BB: 0 P: 8	R: 0 E: 0 K: 1 S: 6	H: 0 LOB: 1 BB: 1 P: 8	R: 0 E: 0 K: 0 S: 9	H: 0 LOB: 0 BB: 1 P: 19	R: 2 E: 0 K: 1 S: 10	H: 2 LOB: 1 BB: 1 P: 17	R: 6 E: 0 K: 0 S: 13	H: 5 LOB: 2 BB: 2 P: 28	R: 0 E: 0 K: 0 S: 5	H: 0 LOB: 0 BB: 0 P: 10	1B: 7 2B: 4 3B: 0 HR: 0	SF: 2 SAC: 0 DP: 1 HBP: 2	WP: 0 PB: 0 SB: 1 CS: 0	PA: 44							
PITCHER	IP	WLS	BF	H	R	ER	SO	BB	IBB	HBP	BLK	WP	HR	S	P	ERA	WHIP										
Doug Drabek, R ERA: 4.55	(1,1) 6.0		26	5	6	6	5	3	0	1	0	0	0	51	88	9.00	1.333										
Barry Jones, R ERA: 2.73	(7,1) 1.1	L	7	2	2	2	1	1	0	0	0	0	0	11	22	13.50	2.250										
Jeff Robinson, R ERA: 3.52	(8,1) 0.0		6	4	3	3	0	0	1	1	0	0	0	6	12	∞	∞										
Jim Gott, R ERA: 1.78	(8,1) 0.2		2	0	1	1	0	0	0	0	0	0	0	2	3	13.50	0.000										
Bob Kipper, L ERA: 4.07	(9,1) 1.0		3	0	0	0	0	0	0	0	0	0	0	5	10	0.00	0.000										

Philadelphia Phillies @ Pittsburgh Pirates
Three Rivers Stadium, Pittsburgh, PA
Fri Jun 10 1988, 7:05 PM EDT
Att: 20,001 - Unknown - 45 F

AB 35
R 12
H 11
RBI 12
BB 5
SO 6
LOB 12



Batter	1	2	3	4	5	6	7	8	9	AB	R	H	RBI	BB	SO	LOB	BOTTOM										
Barry Bonds, L OBP: 0.347, SLG: 0.533	(1,7) E9	(1,2) 2B						(1,0) 2-3		4	2	2	1	1	0	0											
Jose Lind, R OBP: 0.300, SLG: 0.301	(1,4) 1-3	(1,1) 4-3						(1,1) 6-3		5	1	2	1	0	0	1											
Andy Van Slyke, L OBP: 0.340, SLG: 0.502	(1,8) 1B	(2,2) 4-3						(2,3) K		5	1	1	2	0	1	3											
Bobby Bonilla, S OBP: 0.390, SLG: 0.579	(1,5) 1B	(1,2) SF8						(1,0) BB		4	2	2	2	0	0	2											
Darnell Coles, R OBP: 0.347, SLG: 0.398	(1,9) 1B	(2,2) F8						(1,2) SF9		5	1	2	0	0	1	0											
Randy Milligan, R OBP: 0.375, SLG: 0.371	(1,3) 2B							(1,2) BB		0	1	0	0	3	0	0											
Sid Bream, L OBP: 0.339, SLG: 0.459	(7,3) 1B							(1,2) BB		1	0	0	0	1	0	0											
Junior Ortiz, R OBP: 0.375, SLG: 0.486	(1,2) 1B							(1,2) K		3	0	1	2	1	0	1											
R.J. Reynolds, S OBP: 0.295, SLG: 0.346	(9, PH) 1B							(1,2) K		1	0	0	0	0	1	3											
Rafael Belliard, R OBP: 0.333, SLG: 0.325	(1,6) 1B							(1,2) SF9		4	1	3	1	0	0	1											
Michael Lavalliere, L OBP: 0.382, SLG: 0.351	(9, PH) 1B							(1,2) SF9		0	0	0	1	0	0	0											
Doug Drabek, R ERA: 4.55	(1,1) 1B							(1,2) F8		2	1	0	0	0	0	3											
Barry Jones, R ERA: 2.73	(7,1) 1B							(1,2) F8		1	0	0	0	0	1	2											
Jeff Robinson, R ERA: 3.52	(8,1) 1B							(1,2) F8		0	0	0	0	0	0	0											
Jim Gott, R ERA: 1.78	(8,1) 1B							(1,2) F8		0	0	0	0	0	0	0											
Bob Kipper, L ERA: 4.07	(9,1) 1B							(1,2) F8		1	0	0	0	0	0	2											
Inning Stats	R: 5 E: 1 K: 0 S: 22	H: 6 LOB: 1 BB: 1 P: 37	R: 2 E: 0 K: 0 S: 14	H: 1 LOB: 0 BB: 1 P: 24	R: 0 E: 0 K: 0 S: 6	H: 0 LOB: 0 BB: 1 P: 14	R: 0 E: 0 K: 0 S: 7	H: 0 LOB: 0 BB: 0 P: 10	R: 0 E: 0 K: 0 S: 4	H: 0 LOB: 0 BB: 1 P: 11	R: 2 E: 0 K: 0 S: 14	H: 3 LOB: 2 BB: 0 P: 19	R: 0 E: 0 K: 1 S: 10	H: 1 LOB: 2 BB: 1 P: 13	R: 1 E: 0 K: 1 S: 11	H: 2 LOB: 2 BB: 1 P: 15	1B: 10 2B: 2 3B: 1 HR: 0	SF: 2 SAC: 0 DP: 0 HBP: 1	WP: 0 PB: 0 SB: 1 CS: 3	PA: 46							
PITCHER	IP	WLS	BF	H	R	ER	SO	BB	IBB	HBP	BLK	WP	HR	S	P	ERA	WHIP										
Shane Rawley, L ERA: 4.2	(1,1) 0.1		7	5	5	5	0	1	0	0	0	0	0	16	27	135.00	18.000										
Danny Clay, R ERA: 5.09	(1,1) 0.2		2	1	0	0	0	0	0	0	0	0	0	6	10	0.00	1.500										
Wally Ritchie, L ERA: 2.05	(2,1) 3.0		12	1	2	2	0	2	0	0	0	0	0	27	48	6.00	1.000										
Don Carman, R ERA: 5.12	(5,1) 2.0		10	3	2	2	0	1	0	1	0	0	0	18	30	9.00	2.000										
Greg Harris, R ERA: 2.59	(7,1) 1.0	W	5	1	0	0	2	1	0	0	0	0	0	10	19	0.00	2.000										
Kent Tekulve, R ERA: 3.93	(8,1) 1.0		3	2	1	1	1	1	0	0	0	0	0	15	22	9.00	3.000										
Steve Bedrosian, R ERA: 4.7	(9,1) 1.0	S	3	0	0	0	1	0	0	0	0	0	0	6	6	0.00	0.000										

Philadelphia Phillies @ Pittsburgh Pirates
Three Rivers Stadium, Pittsburgh, PA
Fri Jun 10 1988, 7:05 PM EDT
Att: 20,001 - Unknown - 45 F

AB 36
R 10
H 13
RBI 10
BB 6
SO 4
LOB 18



Batter	1	2	3	4	5	6	7	8	9	AB	R	H	RBI	BB	SO	LOB	TOP					
Juan Samuel, R (1,4) OBP: 0.330, SLG: 0.417	L4	1-2		1-1		L4			FC3-6 BB	4	0	2	1	1	0	1	Philadelphia Phillies @ Pittsburgh Pirates Three Rivers Stadium, Pittsburgh, PA Sat Jun 11 1988, 7:05 PM EDT Att: 19,926 - Sunny - 77 F					
Von Hayes, L (1,3) OBP: 0.361, SLG: 0.441	1B FC4-6 BB	1-2	4-1	1-2	4-0	FC5-4 BB	1-3		FC3-6 BB	2	1	0	0	3	1	2						
Lance Parrish, R (1,2) OBP: 0.326, SLG: 0.459	FC4-6 BB	2-2	2-2	FC5-4	2-2		4-2		K	4	0	1	0	1	1	7						
Mike Schmidt, R (1,5) OBP: 0.328, SLG: 0.353	FC4-6 BB		3-2	F8	1-0	G5-3	1-1		L8	3	0	0	0	2	0	1						
Phil Bradley, R (1,7) OBP: 0.339, SLG: 0.335	FC4-6	1-2	0-1	F9	1-3	K	0-3		K	5	0	0	1	0	2	6						
Mike Young, S (1,9) OBP: 0.303, SLG: 0.362	G3-1		1-0	G4-3	0-0	G4-3		0-0	G3-1	4	0	0	0	0	0	2						
Milt Thompson, L (1,8) OBP: 0.333, SLG: 0.315		1-1		G4-3	3-1	CS 1B	2-1		G5-3	4	0	1	0	0	0	0						
Steve Jeltz, S (1,6) OBP: 0.331, SLG: 0.290		4-0		SH2-4 1B BB	4-2	BB 1B BB	4-0		G5-3	1	1	0	0	3	0	0						
David Palmer, R (1,1) OBP: 0.250, SLG: 0.833		0-0		SH2-4	1-1	P3	0-2		P5	1	0	0	0	0	0	1						
Wally Ritchie, L (5,1)										0	0	0	0	0	0	0						
Keith Miller, S (6,PH) OBP: 0.222, SLG: 0.250									FC3-6 BB	1	0	0	0	0	0	1						
Danny Clay, R (6,1)										0	0	0	0	0	0	1						
Greg Gross, L (9,PH)										1	0	1	0	0	0	0						
Inning Stats	R: 1 E: 0 K: 0 S: 15	H: 1 LOB: 2 BB: 2 P: 29	R: 1 E: 0 K: 0 S: 11	H: 1 LOB: 2 BB: 2 P: 23	R: 0 E: 0 K: 0 S: 6	H: 0 LOB: 0 BB: 0 P: 10	R: 0 E: 0 K: 0 S: 11	H: 2 LOB: 3 BB: 2 P: 26	R: 0 E: 0 K: 1 S: 5	H: 0 LOB: 0 BB: 0 P: 7	R: 0 E: 0 K: 0 S: 10	H: 0 LOB: 1 BB: 1 P: 18	R: 0 E: 0 K: 2 S: 10	H: 0 LOB: 1 BB: 1 P: 16	R: 0 E: 0 K: 0 S: 4	H: 0 LOB: 0 BB: 0 P: 6	R: 0 E: 0 K: 1 S: 11	H: 1 LOB: 3 BB: 2 P: 23	1B: 5 2B: 0 3B: 0 HR: 0	SF: 0 SAC: 1 DP: 0 HBP: 0	WP: 0 PB: 0 CS: 1	PA: 41
PITCHER Mike Dunne, R (1,1) ERA: 4.1	IP: 9.0 WLS: W BF: 41 H: 5 R: 2 ER: 2 SO: 4	BB: 10 IBB: 0 HBP: 0 BLK: 0	WP: 0 HR: 0 S: 83 P: 158	ERA: 2.00 WHIP: 1.667	PITCHER										IP: 9.0 WLS: W BF: 41 H: 5 R: 2 ER: 2 SO: 4	BB: 10 IBB: 0 HBP: 0 BLK: 0	WP: 0 HR: 0 S: 83 P: 158	ERA: 2.00 WHIP: 1.667				

Batter	1	2	3	4	5	6	7	8	9	AB	R	H	RBI	BB	SO	LOB	BOTTOM					
Barry Bonds, L (1,7) OBP: 0.348, SLG: 0.530	S HR 1B		F7			F9	F5			5	2	2	0	0	0	2	Philadelphia Phillies @ Pittsburgh Pirates Three Rivers Stadium, Pittsburgh, PA Sat Jun 11 1988, 7:05 PM EDT Att: 19,926 - Sunny - 77 F					
Jose Lind, R (1,4) OBP: 0.305, SLG: 0.311	K				E5 G4-3 1B	1B			G4-3	5	1	3	0	0	1	1						
Andy Van Slyke, L (1,8) OBP: 0.349, SLG: 0.520	HR				G4-3	1B				4	1	3	4	1	0	1						
Bobby Bonilla, S (1,5) OBP: 0.386, SLG: 0.569	G4-3				2-3 3-H	1B			F9	4	1	0	0	1	2	5						
Darnell Coles, R (1,9) OBP: 0.341, SLG: 0.388	F9				G5-3	S 1B			F8	5	0	1	1	0	0	3						
Sid Bream, L (1,3) OBP: 0.343, SLG: 0.488		F7			2B	SF8			HR	3	1	2	2	0	0	0						
Michael LaValliere, L (1,2) OBP: 0.391, SLG: 0.346		G6-3			G4-6-3 IBB	BB			BB	1	0	0	0	3	0	0						
Rafael Belliard, R (1,6) OBP: 0.319, SLG: 0.310		G3-1			G4-6-3	L8			F3	4	0	0	0	0	0	5						
Mike Dunne, R (1,1) OBP: 0.105, SLG: 0.059		G6-3			1B E 1B	1B BB			F7	3	2	1	0	1	0	1						
Inning Stats	R: 2 E: 0 K: 1 S: 14	H: 2 LOB: 0 BB: 0 P: 21	R: 0 E: 0 K: 0 S: 4	H: 0 LOB: 0 BB: 0 P: 6	R: 0 E: 0 K: 1 S: 12	H: 1 LOB: 2 BB: 1 P: 20	R: 0 E: 0 K: 0 S: 6	H: 1 LOB: 1 BB: 1 P: 14	R: 4 E: 1 K: 0 S: 13	H: 4 LOB: 2 BB: 2 P: 26	R: 1 E: 0 K: 1 S: 15	H: 2 LOB: 2 BB: 1 P: 28	R: 1 E: 0 K: 0 S: 11	H: 1 LOB: 1 BB: 1 P: 20	R: 0 E: 0 K: 0 S: 5	H: 1 LOB: 1 BB: 0 P: 9		R: 0 E: 0 K: 1 S: 11	H: 1 LOB: 3 BB: 2 P: 23	1B: 8 2B: 2 3B: 0 HR: 2	SF: 1 SAC: 0 DP: 1 HBP: 0	WP: 0 PB: 0 CS: 0
PITCHER David Palmer, R (1,1) ERA: 5.07	IP: 4.1 WLS: L BF: 23 H: 8 R: 6 ER: 6 SO: 2	BB: 1 IBB: 2 HBP: 0 BLK: 0	WP: 0 HR: 1 S: 45 P: 76	ERA: 12.46 WHIP: 2.077	PITCHER										IP: 4.1 WLS: L BF: 23 H: 8 R: 6 ER: 6 SO: 2	BB: 1 IBB: 2 HBP: 0 BLK: 0	WP: 0 HR: 1 S: 45 P: 76	ERA: 12.46 WHIP: 2.077				
Wally Ritchie, L (5,1) ERA: 1.99	0.2	3	0	0	0	0	0	0	4	11	0.00	1.500										
Danny Clay, R (6,1) ERA: 5.27	3.0	15	4	2	2	1	2	0	0	0	6.00	2.000										

Batter	1	2	3	4	5	6	7	8	9	AB	R	H	RBI	BB	SO	LOB	TOP					
Juan Samuel, R (1,4) OBP: 0.327, SLG: 0.413	1-1 6-3	1-0 2B		1-3 K			0-1 5-3		2-2 F2	5	1	1	1	0	1	1	Philadelphia Phillies @ Pittsburgh Pirates Three Rivers Stadium, Pittsburgh, PA Sun Jun 12 1988, 3:33 AM EDT Att: 36,134 - Sunny - 83 F					
Von Hayes, L (1,3) OBP: 0.366, SLG: 0.452	2-2 2B	0-0 2B			3-2 F6		4-1 1B		3-2 F7	4	1	2	1	1	0	0						
Lance Parrish, R (1,2) OBP: 0.323, SLG: 0.450	4-2 BB	1-2 5-3			2-1 F8		1-1 F7		2-0 5-3	4	0	0	0	1	0	2						
Mike Schmidt, R (1,5) OBP: 0.326, SLG: 0.348	3-2 F7			3-1 F7		1-1 F8		4-0 1B		3	0	0	0	1	0	2						
Chris James, R (1,9) OBP: 0.294, SLG: 0.450	2-2 F7			2-0 F7		0-2 F3		2-2 1B		4	0	1	1	0	0	2						
Phil Bradley, R (1,7) OBP: 0.337, SLG: 0.333		1-2 5-3		1-3 K		2-1 1B		2-1 F9		4	1	1	0	0	1	2						
Milt Thompson, L (1,8) OBP: 0.332, SLG: 0.310		4-2 3B		0-2 6-3		1-0 1-3		0-1 F6		3	1	0	0	1	0	1						
Steve Jeltz, S (1,6) OBP: 0.342, SLG: 0.323		2-1 1B		2-2 4-3		3-2 2B		4-1 BB		3	1	2	2	1	0	0						
Kevin Gross, R (1,1) OBP: 0.282, SLG: 0.270		1-2 5-3		0-0 1B		1-3 K		1-0 B2-6-4		4	0	1	0	0	1	3						
Steve Bedrosian, R (8,1)								1-2		0	0	0	0	0	0	0						
Inning Stats	R: 0 E: 0 K: 0 S: 15	H: 1 LOB: 2 BB: 1 P: 27	R: 3 E: 0 K: 0 S: 20	H: 3 LOB: 1 BB: 1 P: 30	R: 0 E: 0 K: 1 S: 6	H: 0 LOB: 0 BB: 0 P: 12	R: 0 E: 0 K: 1 S: 12	H: 1 LOB: 1 BB: 0 P: 15	R: 0 E: 0 K: 0 S: 7	H: 0 LOB: 0 BB: 0 P: 13	R: 1 E: 0 K: 0 S: 13	H: 2 LOB: 1 BB: 0 P: 20	R: 1 E: 0 K: 0 S: 10	H: 1 LOB: 2 BB: 2 P: 23	R: 0 E: 0 K: 0 S: 4	H: 0 LOB: 0 BB: 1 P: 9	R: 0 E: 0 K: 0 S: 7	H: 0 LOB: 0 BB: 0 P: 14	1B: 4 2B: 3 3B: 1 HR: 0	SF: 0 SAC: 0 DP: 1 HBP: 0	WP: 0 PB: 0 SB: 1 CS: 0	PA: 39
PITCHER	IP WLS BF H R ER SO BB IBB HBP BLK WP HR S P ERA WHIP	IP WLS BF H R ER SO BB IBB HBP BLK WP HR S P ERA WHIP	IP WLS BF H R ER SO BB IBB HBP BLK WP HR S P ERA WHIP	IP WLS BF H R ER SO BB IBB HBP BLK WP HR S P ERA WHIP	IP WLS BF H R ER SO BB IBB HBP BLK WP HR S P ERA WHIP	IP WLS BF H R ER SO BB IBB HBP BLK WP HR S P ERA WHIP	IP WLS BF H R ER SO BB IBB HBP BLK WP HR S P ERA WHIP	IP WLS BF H R ER SO BB IBB HBP BLK WP HR S P ERA WHIP	IP WLS BF H R ER SO BB IBB HBP BLK WP HR S P ERA WHIP	IP WLS BF H R ER SO BB IBB HBP BLK WP HR S P ERA WHIP	IP WLS BF H R ER SO BB IBB HBP BLK WP HR S P ERA WHIP	IP WLS BF H R ER SO BB IBB HBP BLK WP HR S P ERA WHIP	IP WLS BF H R ER SO BB IBB HBP BLK WP HR S P ERA WHIP	IP WLS BF H R ER SO BB IBB HBP BLK WP HR S P ERA WHIP	IP WLS BF H R ER SO BB IBB HBP BLK WP HR S P ERA WHIP	IP WLS BF H R ER SO BB IBB HBP BLK WP HR S P ERA WHIP						
Brian Fisher, R (1,1) ERA: 4.99	6.2 L	32 8	5 5	3 3	3 3	1 0	0 0	0 0	0 0	0 0	81 136	6.75 1.650										
Barry Jones, R (7,1) ERA: 2.7	0.1	1 0	0 0	0 0	0 0	0 0	0 0	0 0	0 0	2 4	0.00 0.000											
Dave Rucker, L (8,1) ERA:	2.0	6 0	0 0	0 0	0 0	1 0	0 0	0 0	0 0	11 23	0.00 0.500											

Batter	1	2	3	4	5	6	7	8	9	AB	R	H	RBI	BB	SO	LOB	BOTTOM					
Barry Bonds, L (1,7) OBP: 0.352, SLG: 0.532	1-0 1B		1-1 F5		0-0 F6		1-2 1B		1-1 L3	5	1	3	0	0	0	0	Philadelphia Phillies @ Pittsburgh Pirates Three Rivers Stadium, Pittsburgh, PA Sun Jun 12 1988, 3:33 AM EDT Att: 36,134 - Sunny - 83 F					
Jose Lind, R (1,4) OBP: 0.307, SLG: 0.314	0-0 1B		3-2 S		2-3 K		1-0 SF8		0-2 L3	4	0	2	1	0	1	1						
Andy Van Slyke, L (1,8) OBP: 0.400, SLG: 0.515	0-2 SF9		1-3 K		4-1 BB		3-1 F9			2	0	0	1	1	1	2						
Dave Rucker, L (8,1)			1-2 K							0	0	0	0	0	0	0						
Bobby Bonilla, S (1,5) OBP: 0.380, SLG: 0.559	1-2 F5			3-2 F6		1-2 K		0-1 6-3		4	0	0	0	0	1	2						
Darnell Coles, R (1,9) OBP: 0.331, SLG: 0.374	1-1 FC6-4		1-2 F4		1-3 K		0-2 F8			4	0	0	0	0	1	2						
Sid Bream, L (1,3) OBP: 0.346, SLG: 0.494		2-1 F7		0-1 1B		2-2 F2		0-0 1B		4	1	2	0	0	0	1						
Michael LaValliere, L (1,2) OBP: 0.305, SLG: 0.366	0-0 F4		1-1 1B		2-1 1B		0-0 1B			4	1	3	1	0	0	0						
Felix Fermin, R (8, PR) OBP: 0.306, SLG: 0.226				1-3 1B			1B	2B	2H	0	0	0	0	0	0	0						
Rafael Belliard, R (1,6) OBP: 0.312, SLG: 0.302		1-1 5-3		0-3 K			0-1 FC4-6		0-0 F8	2	0	0	0	0	1	2						
Denny Gonzalez, R (7, PH) OBP: 0.607, SLG: 0.500							2-3 1B			1	0	1	0	0	0	0						
Mike Diaz, R (8, PH) OBP: 0.392, SLG: 0.486										1	0	0	0	0	0	1						
Junior Ortiz, R (9, 2) OBP: 0.392, SLG: 0.486										0	0	0	0	0	0	0						
Brian Fisher, R (1,1) ERA: 4.99			0-3 K		0-0 4-3					2	0	0	0	0	1	0						
Barry Jones, R (7,1) ERA: 2.7										0	0	0	0	0	0	0						
R.J. Reynolds, S (7, PH) OBP: 0.291, SLG: 0.341							1-2 SF8			2	1	0	1	0	0	1						
Inning Stats	R: 1 E: 0 K: 0 S: 11	H: 2 LOB: 1 BB: 0 P: 14	R: 0 E: 0 K: 0 S: 5	H: 0 LOB: 0 BB: 0 P: 8	R: 0 E: 0 K: 2 S: 12	H: 1 LOB: 1 BB: 0 P: 17	R: 0 E: 0 K: 1 S: 13	H: 2 LOB: 2 BB: 0 P: 18	R: 0 E: 0 K: 1 S: 5	H: 0 LOB: 0 BB: 0 P: 7	R: 0 E: 0 K: 2 S: 11	H: 0 LOB: 1 BB: 1 P: 21	R: 2 E: 0 K: 0 S: 12	H: 3 LOB: 1 BB: 0 P: 18	R: 1 E: 0 K: 0 S: 8	H: 2 LOB: 1 BB: 0 P: 8	R: 0 E: 0 K: 0 S: 8	H: 1 LOB: 0 BB: 0 P: 10	1B: 9 2B: 3 3B: 0 HR: 0	SF: 2 SAC: 0 DP: 1 HBP: 0	WP: 0 PB: 0 SB: 2 CS: 0	PA: 38
PITCHER	IP WLS BF H R ER SO BB IBB HBP BLK WP HR S P ERA WHIP	IP WLS BF H R ER SO BB IBB HBP BLK WP HR S P ERA WHIP	IP WLS BF H R ER SO BB IBB HBP BLK WP HR S P ERA WHIP	IP WLS BF H R ER SO BB IBB HBP BLK WP HR S P ERA WHIP	IP WLS BF H R ER SO BB IBB HBP BLK WP HR S P ERA WHIP	IP WLS BF H R ER SO BB IBB HBP BLK WP HR S P ERA WHIP	IP WLS BF H R ER SO BB IBB HBP BLK WP HR S P ERA WHIP	IP WLS BF H R ER SO BB IBB HBP BLK WP HR S P ERA WHIP	IP WLS BF H R ER SO BB IBB HBP BLK WP HR S P ERA WHIP	IP WLS BF H R ER SO BB IBB HBP BLK WP HR S P ERA WHIP	IP WLS BF H R ER SO BB IBB HBP BLK WP HR S P ERA WHIP	IP WLS BF H R ER SO BB IBB HBP BLK WP HR S P ERA WHIP	IP WLS BF H R ER SO BB IBB HBP BLK WP HR S P ERA WHIP	IP WLS BF H R ER SO BB IBB HBP BLK WP HR S P ERA WHIP	IP WLS BF H R ER SO BB IBB HBP BLK WP HR S P ERA WHIP	IP WLS BF H R ER SO BB IBB HBP BLK WP HR S P ERA WHIP						
Kevin Gross, R (1,1) ERA: 2.76	7.2 W	34 8	4 4	6 6	1 0	0 0	0 0	0 0	0 0	0 0	76 110	4.70 1.435										
Steve Bedrosian, R (8,1) ERA: 4.32	1.1 S	4 1	0 0	0 0	0 0	0 0	0 0	0 0	0 0	9 11	0.00 0.750											

Batter	1	2	3	4	5	6	7	8	9	AB	R	H	RBI	BB	SO	LOB	TOP			
Tim Raines, S (1, 7) OBP: 0.386, SLG: 0.424	2-0 X 2B	0-0 1-3 3-H 1B		4-1 BB			2-2 5-3		0-0 5-3	4	0	2	1	1	0	0	Montreal Expos @ Philadelphia Phillies Veterans Stadium, Philadelphia, PA Mon Jun 13 1988, 7:05 PM EDT Att: 20,544 - Unknown - 80 F			
Casey Candaele, S (1, 4) OBP: 0.223, SLG: 0.229	2-2 5-3	2-1 F9		0-0 F7			0-0 E9 2B 1B		0-1 F8	5	1	1	0	0	0	5				
Andres Calarraga, R (1, 3) OBP: 0.377, SLG: 0.628	4-1 BB		3-2 1-3		2-1 5-3		0-3 K			3	0	0	0	1	1	1				
Hubie Brooks, R (1, 9) OBP: 0.309, SLG: 0.412	2-3 K		2-1 FC6-4 1B		0-1 2B		2-2 2B			4	0	3	1	0	1	2				
Tim Wallach, R (1, 5) OBP: 0.316, SLG: 0.401	1-3 K		1-1 F7		1-3 K		2-0 5-3			4	0	0	0	0	2	5				
Mitch Webster, S (1, 8) OBP: 0.367, SLG: 0.317		1-1 FC5-4 1B	1-1 FC6-4		2-2 F6			0-0 4-3		4	1	1	0	0	0	2				
Dave Engle, R (1, 2) OBP: 0.303, SLG: 0.333		1-2 FC5-4 1B		1-1 2B		3-2 4-3		2-0 5-3		4	0	2	0	0	0	0				
Luis Rivera, R (1, 6) OBP: 0.240, SLG: 0.290		0-0 FC5-4 1B		2-3 K		3-2 4-3		0-0 F8		4	0	0	0	0	1	3				
Neal Heaton, L (1, 1) OBP: 0.167, SLG: 0.167		0-3 K		2-3 K		0-2 6-3			0-0 1-3	3	0	0	0	0	2	3				
Andy McGaffigan, R (7, 1)										0	0	0	0	0	0	0				
Wallace Johnson, S (9, PH) OBP: 0.370, SLG: 0.360										1	0	0	0	0	0	0				
Inning Stats	R: 0 E: 0 K: 2 S: 11	H: 1 LOB: 2 BB: 1 P: 22	R: 1 E: 0 K: 1 S: 13	H: 3 LOB: 2 BB: 0 P: 17	R: 0 E: 0 K: 0 S: 10	H: 1 LOB: 1 BB: 0 P: 17	R: 0 E: 0 K: 2 S: 10	H: 1 LOB: 2 BB: 1 P: 19	R: 0 E: 0 K: 1 S: 11	H: 0 LOB: 0 BB: 0 P: 15	R: 1 E: 1 K: 1 S: 13	H: 2 LOB: 1 BB: 0 P: 19	R: 0 E: 0 K: 0 S: 3	H: 0 LOB: 0 BB: 0 P: 5	R: 0 E: 0 K: 0 S: 4	H: 0 LOB: 0 BB: 0 P: 4	1B: 5 2B: 4 3B: 0 HR: 0	SF: 0 SAC: 0 DP: 0 HBP: 0	WP: 0 PB: 0 SB: 1 CS: 0	PA: 38
PITCHER Shane Rawley, L (1, 1) ERA: 3.91	IP: 9.0 WLS: W BF: 38 H: 9 R: 2 ER: 1 SO: 7 BB: 2 IBB: 0 HBP: 0 BLK: 0 WP: 0 HR: 0 S: 84 P: 134 ERA: 1.00 WHIP: 1.222															PITCHER				

AB	36
R	2
H	9
RBI	2
BB	2
SO	7
LOB	21



Batter	1	2	3	4	5	6	7	8	9	AB	R	H	RBI	BB	SO	LOB	BOTTOM			
Juan Samuel, R (1, 4) OBP: 0.326, SLG: 0.409	2-2 5-3	0-1 SF9			4-2 BB BB		1-3 K			2	0	0	1	1	1	0	Montreal Expos @ Philadelphia Phillies Veterans Stadium, Philadelphia, PA Mon Jun 13 1988, 7:05 PM EDT Att: 20,544 - Unknown - 80 F			
Von Hayes, L (1, 3) OBP: 0.364, SLG: 0.445	0-3 K	3-H F5			1 SAFE 4-2 CS BB		0-1 6-3			3	0	0	0	1	1	1				
Lance Parrish, R (1, 2) OBP: 0.322, SLG: 0.451	0-0 BLK 2B		1-3 K		1 SAFE 1 SAFE SAFE F8		0-3 K			4	0	1	0	0	2	1				
Mike Schmidt, R (1, 5) OBP: 0.321, SLG: 0.341	1-2 5-3		2-2 L7		2-0 F8		2-0 F8		3-1 F6	4	0	0	0	0	0	1				
Chris James, R (1, 8) OBP: 0.295, SLG: 0.463		0-0 HR	3-2 6-3		0-0 F8		0-0 F8			3	1	1	1	0	0	0				
Phil Bradley, R (1, 7) OBP: 0.337, SLG: 0.333		3-1 1B BB FC4-6 1B		1-3 K		1-0 F6				3	1	1	0	0	1	0				
Mike Young, S (1, 9) OBP: 0.319, SLG: 0.417		4-1 1 SAFE FC4-6 1B		1-0 5-3			0-0 HR			2	2	1	1	1	0	0				
Milt Thompson, L (8, 8) OBP: 0.332, SLG: 0.310		1-2 FC4-6 1B BB			5-3					0	0	0	0	0	0	0				
Luis Aguayo, R (1, 6) OBP: 0.338, SLG: 0.410		2-1 FC4-6 1B		2-0 HR			3-2 5-3			2	1	2	1	0	0	0				
Steve Jeltz, S (7, PH) OBP: 0.340, SLG: 0.320		1-2 2-3 3-H 1B			HR		5-3			1	0	0	0	0	0	0				
Shane Rawley, R (1, 1) OBP: 0.156, SLG: 0.194		2-1 FC4-6		0-0 6-3			6-3			3	0	0	1	0	0	2				
Inning Stats	R: 0 E: 0 K: 1 S: 11	H: 1 LOB: 1 BB: 0 P: 14	R: 3 E: 0 K: 0 S: 13	H: 3 LOB: 1 BB: 1 P: 25	R: 0 E: 0 K: 1 S: 9	H: 0 LOB: 0 BB: 0 P: 15	R: 1 E: 0 K: 1 S: 6	H: 1 LOB: 0 BB: 0 P: 10	R: 0 E: 0 K: 0 S: 9	H: 0 LOB: 0 BB: 2 P: 18	R: 0 E: 0 K: 0 S: 3	H: 0 LOB: 0 BB: 0 P: 6	R: 1 E: 0 K: 1 S: 9	H: 1 LOB: 0 BB: 0 P: 14	R: 0 E: 0 K: 1 S: 7	H: 0 LOB: 0 BB: 0 P: 10	1B: 2 2B: 1 3B: 0 HR: 3	SF: 1 SAC: 0 DP: 0 HBP: 0	WP: 0 PB: 0 SB: 0 CS: 1	PA: 31
PITCHER Neal Heaton, L (1, 1) ERA: 6.12	IP: 6.0 WLS: L BF: 25 H: 6 R: 5 ER: 5 SO: 3 BB: 3 IBB: 0 HBP: 0 BLK: 1 WP: 0 HR: 3 S: 52 P: 89 ERA: 7.50 WHIP: 1.500															PITCHER				
Andy McGaffigan, R (7, 1) ERA: 3.68	IP: 2.0 WLS: 6 BF: 6 H: 0 R: 0 ER: 0 SO: 2 BB: 0 IBB: 0 HBP: 0 BLK: 0 WP: 0 HR: 0 S: 15 P: 23 ERA: 0.00 WHIP: 0.000															PITCHER				

AB	27
R	5
H	6
RBI	5
BB	3
SO	5
LOB	5



Batter	1	2	3	4	5	6	7	8	9	AB	R	H	RBI	BB	SO	LOB	TOP			
Tim Raines, S OBP: 0.389, SLG: 0.434	3-2 G4-3 BB 1B	0-1 5-3		0-0 F8		4-0 G4-6-3 IBB		2-1 2B 3B		4	2	2	1	1	0	1				
Casey Candaele, S OBP: 0.231, SLG: 0.240	4-1 G4-3 BB		0-0 B3	0-1 G4-6-3		0-0 G4-6-3		0-0 3-H 2B		4	0	1	1	1	1	0	4			
Andres Calarraga, R Wallace Johnson, S OBP: 0.379, SLG: 0.623 OBP: 0.370, SLG: 0.360	3-2 G4-3 1-2 2-3		1-2 FC6-4 1B		2-2 3-1		1-0 L4-3 1B	0-1 1-3		5	0	2	0	0	0	3				
Hubie Brooks, R Dave Engle, R OBP: 0.314, SLG: 0.419 OBP: 0.303, SLG: 0.333	0-2 HR 1B		1-3 K		0-2 2B		1-2 L4-3 1-2	0-1 FC5-4 1B		5	1	3	1	0	1	2				
Tim Wallach, R Tom Foley, L OBP: 0.317, SLG: 0.411 OBP: 0.273, SLG: 0.291	1-1 HR 1B		0-0 FC6-4		4-0 G4-6-3 BB		2-0 F9	0-1 FC5-4		4	1	1	2	1	0	2				
Mitch Webster, S Herm Winningham, L OBP: 0.374, SLG: 0.328 OBP: 0.351, SLG: 0.324	1-1 1B			1-2 E 2B	1-0 G4-6-3			1-1 2B SF8 HBP	2-3 K	3	2	2	0	0	2					
Luis Rivera, R OBP: 0.245, SLG: 0.300	0-2 F8			1-2 FC6 2B 1B		0-0 1B 1B		0-0 SF8 3B 2B	0-0 F8	5	2	2	0	0	3					
Wilfredo Tejada, R OBP: 0.286, SLG: 0.500		1-1 G4-3		0-0 1B 2B		0-0 SH5-4 1B		2-1 SF8		3	1	2	2	0	0					
Dennis Martinez, R OBP: 0.294, SLG: 0.303		1-2 4-3		0-2 G4-6-3 1B		1-0 SH5-4		0-1 5-3		3	0	1	2	0	1					
Inning Stats	R: 3 E: 0 K: 0 S: 18	H: 4 LOB: 1 BB: 1 P: 30	R: 0 E: 0 K: 0 S: 7	H: 0 LOB: 0 BB: 0 P: 9	R: 0 E: 0 K: 1 S: 9	H: 1 LOB: 1 BB: 0 P: 11	R: 3 E: 1 K: 0 S: 14	H: 3 LOB: 0 BB: 0 P: 16	R: 0 E: 0 K: 0 S: 4	H: 2 LOB: 2 BB: 1 P: 9	R: 0 E: 0 K: 0 S: 6	H: 1 LOB: 0 BB: 0 P: 10	R: 3 E: 0 K: 0 S: 11	H: 3 LOB: 1 BB: 0 P: 16	R: 0 E: 0 K: 1 S: 8	H: 1 LOB: 1 BB: 0 P: 10	1B: 9 2B: 6 3B: 1 HR: 1	SF: 1 SAC: 1 DP: 5 HBP: 1	WP: 0 PB: 0 SB: 0 CS: 0	PA: 43
PITCHER	IP WLS BF H R ER SO BB IBB HBP BLK WP HR S P ERA WHIP	IP WLS BF H R ER SO BB IBB HBP BLK WP HR S P ERA WHIP	IP WLS BF H R ER SO BB IBB HBP BLK WP HR S P ERA WHIP	IP WLS BF H R ER SO BB IBB HBP BLK WP HR S P ERA WHIP	IP WLS BF H R ER SO BB IBB HBP BLK WP HR S P ERA WHIP	IP WLS BF H R ER SO BB IBB HBP BLK WP HR S P ERA WHIP	IP WLS BF H R ER SO BB IBB HBP BLK WP HR S P ERA WHIP	IP WLS BF H R ER SO BB IBB HBP BLK WP HR S P ERA WHIP	IP WLS BF H R ER SO BB IBB HBP BLK WP HR S P ERA WHIP	IP WLS BF H R ER SO BB IBB HBP BLK WP HR S P ERA WHIP	IP WLS BF H R ER SO BB IBB HBP BLK WP HR S P ERA WHIP	IP WLS BF H R ER SO BB IBB HBP BLK WP HR S P ERA WHIP	IP WLS BF H R ER SO BB IBB HBP BLK WP HR S P ERA WHIP	IP WLS BF H R ER SO BB IBB HBP BLK WP HR S P ERA WHIP	IP WLS BF H R ER SO BB IBB HBP BLK WP HR S P ERA WHIP	IP WLS BF H R ER SO BB IBB HBP BLK WP HR S P ERA WHIP	IP WLS BF H R ER SO BB IBB HBP BLK WP HR S P ERA WHIP			
Bruce Ruffin, L ERA: 3.81	3.1 L 19 8 6 5 1 1 0 0 0 0 1 46 64 13.50 2.700																			
Brad Moore, R ERA	2.2 10 3 0 0 0 1 1 0 0 0 0 13 25 0.00 1.500																			
Wally Ritchie, L ERA: 2.92	2.0 10 4 3 3 0 0 0 0 1 0 0 17 26 13.50 2.000																			
Todd Frohwrth, R ERA: 7.11	1.0 4 1 0 0 0 1 0 0 0 0 0 8 10 0.00 1.000																			

Montreal Expos @ Philadelphia Phillies
Veterans Stadium, Philadelphia, PA
Tue Jun 14 1988, 7:05 PM EDT
Sunny - 100 F

AB	37
R	9
H	16
RBI	9
BB	3
SO	2
LOB	19



Batter	1	2	3	4	5	6	7	8	9	AB	R	H	RBI	BB	SO	LOB	BOTTOM					
Juan Samuel, R OBP: 0.321, SLG: 0.402	0-0 F8		1-3 K			3-2 L7		2-3 K		4	0	0	0	0	2	2						
Von Hayes, L OBP: 0.362, SLG: 0.439	2-2 5-3			2-2 5-3		1-2 4-3			4-0 S BB	3	0	0	0	1	0	1						
Lance Parrish, R OBP: 0.321, SLG: 0.444	4-0 BB			0-1 P3			2-1 1-3		0-3 K	3	0	0	0	1	1	1						
Mike Schmidt, R OBP: 0.317, SLG: 0.336	1-2 F9			1-3 K			2-3 K		1-3 K	3	0	0	0	0	2	1						
Bill Almon, R OBP: 0.207, SLG: 0.192									1-3 K	1	0	0	0	0	1	1						
Chris James, R OBP: 0.294, SLG: 0.459		0-3 K			1-2 F3		0-1 1B		3-3 K	4	0	1	0	0	2	1						
Phil Bradley, R OBP: 0.333, SLG: 0.329		1-0 5-3			1-2 5-3		3-2 F8			3	0	0	0	0	0	1						
Milt Thompson, L OBP: 0.327, SLG: 0.305		1-0 F8			0-1 F7			0-0 F8		3	0	0	0	0	0	0						
Steve Jeltz, S OBP: 0.346, SLG: 0.328			1-3 K			1-0 1B		0-0 1B		3	0	2	0	0	1	0						
Bruce Ruffin, S Brad Moore, R Keith Miller, S Wally Ritchie, L Mike Young, S Todd Frohwrth, R	11.1 14.1 06.0 07.1 08.0 09.1	0.0 1.0 0.0 0.0 0.0 0.0	0.0 1.0 0.0 0.0 0.0 0.0	0.0 1.0 0.0 0.0 0.0 0.0	0.0 1.0 0.0 0.0 0.0 0.0	0.0 1.0 0.0 0.0 0.0 0.0	0.0 1.0 0.0 0.0 0.0 0.0	0.0 1.0 0.0 0.0 0.0 0.0	0.0 1.0 0.0 0.0 0.0 0.0	0.0 1.0 0.0 0.0 0.0 0.0	0.0 1.0 0.0 0.0 0.0 0.0	0.0 1.0 0.0 0.0 0.0 0.0	0.0 1.0 0.0 0.0 0.0 0.0	0.0 1.0 0.0 0.0 0.0 0.0	0.0 1.0 0.0 0.0 0.0 0.0	0.0 1.0 0.0 0.0 0.0 0.0	0.0 1.0 0.0 0.0 0.0 0.0	0.0 1.0 0.0 0.0 0.0 0.0	0.0 1.0 0.0 0.0 0.0 0.0	0.0 1.0 0.0 0.0 0.0 0.0	0.0 1.0 0.0 0.0 0.0 0.0	0.0 1.0 0.0 0.0 0.0 0.0
Inning Stats	R: 0 E: 0 K: 0 S: 7	H: 0 LOB: 1 BB: 1 P: 14	R: 0 E: 0 K: 1 S: 5	H: 0 LOB: 0 BB: 0 P: 7	R: 0 E: 0 K: 2 S: 9	H: 0 LOB: 0 BB: 0 P: 11	R: 0 E: 0 K: 1 S: 8	H: 0 LOB: 0 BB: 0 P: 11	R: 0 E: 0 K: 0 S: 9	H: 1 LOB: 1 BB: 0 P: 17	R: 0 E: 0 K: 1 S: 10	H: 1 LOB: 1 BB: 0 P: 17	R: 0 E: 0 K: 2 S: 8	H: 1 LOB: 1 BB: 0 P: 10	R: 0 E: 0 K: 3 S: 10	H: 0 LOB: 1 BB: 1 P: 18	1B: 3 2B: 0 3B: 0 HR: 0	SF: 0 SAC: 0 DP: 0 HBP: 0	WP: 0 PB: 0 SB: 1 CS: 0	PA: 32		
PITCHER	IP WLS BF H R ER SO BB IBB HBP BLK WP HR S P ERA WHIP	IP WLS BF H R ER SO BB IBB HBP BLK WP HR S P ERA WHIP	IP WLS BF H R ER SO BB IBB HBP BLK WP HR S P ERA WHIP	IP WLS BF H R ER SO BB IBB HBP BLK WP HR S P ERA WHIP	IP WLS BF H R ER SO BB IBB HBP BLK WP HR S P ERA WHIP	IP WLS BF H R ER SO BB IBB HBP BLK WP HR S P ERA WHIP	IP WLS BF H R ER SO BB IBB HBP BLK WP HR S P ERA WHIP	IP WLS BF H R ER SO BB IBB HBP BLK WP HR S P ERA WHIP	IP WLS BF H R ER SO BB IBB HBP BLK WP HR S P ERA WHIP	IP WLS BF H R ER SO BB IBB HBP BLK WP HR S P ERA WHIP	IP WLS BF H R ER SO BB IBB HBP BLK WP HR S P ERA WHIP	IP WLS BF H R ER SO BB IBB HBP BLK WP HR S P ERA WHIP	IP WLS BF H R ER SO BB IBB HBP BLK WP HR S P ERA WHIP	IP WLS BF H R ER SO BB IBB HBP BLK WP HR S P ERA WHIP	IP WLS BF H R ER SO BB IBB HBP BLK WP HR S P ERA WHIP	IP WLS BF H R ER SO BB IBB HBP BLK WP HR S P ERA WHIP						
Dennis Martinez, R ERA: 2.37	9.0 W 32 3 0 0 10 2 0 0 0 0 77 116 0.00 0.556																					

Montreal Expos @ Philadelphia Phillies
Veterans Stadium, Philadelphia, PA
Tue Jun 14 1988, 7:05 PM EDT
Sunny - 100 F

AB	30
R	0
H	3
RBI	0
BB	2
SO	10
LOB	10



Batter	1	2	3	4	5	6	7	8	9	AB	R	H	RBI	BB	SO	LOB	TOP				
Tim Raines, S OBP: 0.386, SLG: 0.437	1-2 F7		0-0 L5			2-2 6-3	0-0 F9		3-2 1-H 3B	5	0	1	1	0	0	4					
Casey Candaele, S OBP: 0.241, SLG: 0.250	1-1 6-3			1-2 FC6-4 1B		1-0 F8		3-2 1B 1B	1-2 F8	4	0	2	0	0	0	0					
Tom Foley, L OBP: 0.271, SLG: 0.289										1	0	0	0	0	0	1					
Andres Calarraga, R OBP: 0.372, SLG: 0.613	2-2 1-3			1-2 FC6-4 1-2		1-1 F9		1-3 K		4	0	0	0	0	1	2					
Hubie Brooks, R OBP: 0.313, SLG: 0.417		1-1 G3		0-3 K			1-3 K	1-0 K	1-3 1B	4	0	1	0	0	2	1					
Tim Wallach, R OBP: 0.316, SLG: 0.409		2-2 F7		1-0 F9			1-2 1B 1B	0-2 P3		4	1	1	0	0	0	3					
Mitch Webster, S OBP: 0.376, SLG: 0.332		3-2 F7			1-2 G1-4-3 1B		0-0 BB 1B	1-3 K		4	0	2	0	0	1	2					
Luis Rivera, R OBP: 0.247, SLG: 0.301			1-3 K		1-0 F9		1-2 BB 1B		1-3 K	3	0	1	1	0	1	1					
Herm Winningham, L OBP: 0.346, SLG: 0.319										1	0	0	0	0	1	0					
Wilfredo Tejada, R OBP: 0.222, SLG: 0.375			0-3 K		1-2 G1-4-3		4-1 BB		0-0 P6	2	0	0	0	0	1	1					
Dave Engle, R OBP: 0.314, SLG: 0.323					1-2 BB		1-2 2-3 BB			1	0	0	0	1	0	0					
John Dopson, L OBP: 0.226, SLG: 0.149			4-1 BB		1-1 F8		2-3 K		0-2 3B 1B	1	0	0	0	1	0	1					
Andy McCaffigan, R OBP: 0.312, SLG: 0.346										0	0	0	0	0	0	0					
Tim Burke, R OBP: 0.312, SLG: 0.346										0	0	0	0	0	0	0					
Wallace Johnson, S OBP: 0.312, SLG: 0.346										0	0	0	0	0	0	0					
Jeff Parrett, R OBP: 0.312, SLG: 0.346										0	0	0	0	0	0	0					
Graig Nettles, L OBP: 0.243, SLG: 0.295										1	1	1	0	0	0	0					
Inning Stats	R: 0 E: 0 K: 0 S: 8	H: 0 LOB: 0 BB: 0 P: 12	R: 0 E: 0 K: 0 S: 12	H: 0 LOB: 0 BB: 0 P: 18	R: 0 E: 0 K: 2 S: 10	H: 0 LOB: 1 BB: 1 P: 15	R: 0 E: 0 K: 1 S: 11	H: 1 LOB: 1 BB: 0 P: 14	R: 0 E: 0 K: 0 S: 6	H: 0 LOB: 0 BB: 0 P: 10	R: 1 E: 0 K: 2 S: 15	H: 3 LOB: 3 BB: 1 P: 24	R: 0 E: 0 K: 2 S: 14	H: 2 LOB: 2 BB: 0 P: 20	R: 1 E: 0 K: 1 S: 17	H: 2 LOB: 1 BB: 0 P: 22	1B: 8 2B: 0 3B: 1 HR: 0	SF: 0 SAC: 0 DP: 0 HBP: 0	WP: 0 PB: 0 CS: 0	PA: 38	
PITCHER	IP WLS BF H R ER SO BB IBB HBP BLK WP HR S P ERA WHIP	IP WLS BF H R ER SO BB IBB HBP BLK WP HR S P ERA WHIP	IP WLS BF H R ER SO BB IBB HBP BLK WP HR S P ERA WHIP	IP WLS BF H R ER SO BB IBB HBP BLK WP HR S P ERA WHIP	IP WLS BF H R ER SO BB IBB HBP BLK WP HR S P ERA WHIP	IP WLS BF H R ER SO BB IBB HBP BLK WP HR S P ERA WHIP	IP WLS BF H R ER SO BB IBB HBP BLK WP HR S P ERA WHIP	IP WLS BF H R ER SO BB IBB HBP BLK WP HR S P ERA WHIP	IP WLS BF H R ER SO BB IBB HBP BLK WP HR S P ERA WHIP	IP WLS BF H R ER SO BB IBB HBP BLK WP HR S P ERA WHIP	IP WLS BF H R ER SO BB IBB HBP BLK WP HR S P ERA WHIP	IP WLS BF H R ER SO BB IBB HBP BLK WP HR S P ERA WHIP	IP WLS BF H R ER SO BB IBB HBP BLK WP HR S P ERA WHIP	IP WLS BF H R ER SO BB IBB HBP BLK WP HR S P ERA WHIP	IP WLS BF H R ER SO BB IBB HBP BLK WP HR S P ERA WHIP	IP WLS BF H R ER SO BB IBB HBP BLK WP HR S P ERA WHIP	IP WLS BF H R ER SO BB IBB HBP BLK WP HR S P ERA WHIP	IP WLS BF H R ER SO BB IBB HBP BLK WP HR S P ERA WHIP	IP WLS BF H R ER SO BB IBB HBP BLK WP HR S P ERA WHIP	IP WLS BF H R ER SO BB IBB HBP BLK WP HR S P ERA WHIP	IP WLS BF H R ER SO BB IBB HBP BLK WP HR S P ERA WHIP

Montreal Expos @ Philadelphia Phillies
Veterans Stadium, Philadelphia, PA
Tue Jun 14 1988, 7:05 PM EDT
Att: 24,082 - Unknown - 80 F

AB 36
R 2
H 9
RBI 2
BB 2
SO 8
LOB 19



Batter	1	2	3	4	5	6	7	8	9	AB	R	H	RBI	BB	SO	LOB	BOTTOM				
Juan Samuel, R OBP: 0.323, SLG: 0.422	1-1 WP 3B	1-1 FC6-4			1-0 HR	0-1 4-3		1-0 P4		5	2	2	1	0	0	3					
Greg Gross, L OBP: 0.299, SLG: 0.237	3-2 6-3		1-2 1B		1-2 1B	1-1 F9		1 SAFE 3-2 L7		5	1	2	0	0	0	1					
Von Hayes, L OBP: 0.360, SLG: 0.436	3-H 2-3 K		2-1 2B		3-3 K		0-3 K			4	0	1	0	0	3	1					
Mike Schmidt, R OBP: 0.320, SLG: 0.344	3-2 P6		1-1 2B		1-1 5-3 1B		0-0 F8			4	0	2	0	0	0	0					
Chris James, R OBP: 0.307, SLG: 0.467		1-1 1B FC4-6	4-0 BB		0-1 5-3 1B		1-2 E BB			3	1	3	1	1	0	0					
Phil Bradley, R OBP: 0.336, SLG: 0.329	1 SAFE 0-2 FC4-6		0-1 G4-6-3		1-1 5-3		4-1 E			3	0	1	0	1	0	5					
Steve Bedrosian, R OBP: 0.314, SLG: 0.323	1-3 1B		1-2 1B		1-2 2-3 BB		1-2 BB			0	0	0	0	0	0	0					
Darren Daulton, L OBP: 0.298, SLG: 0.268	1 SAFE 0-0 FC4-6			1-0 4-3	4-0 IBB		2-1 F9			3	0	0	1	1	0	3					
Steve Jeltz, S OBP: 0.344, SLG: 0.326	2-2 FC6-4		3-3 K		3-2 5-3		2-3 K			4	0	1	0	0	2	3					
Don Carman, L OBP: 0.330, SLG: 0.305		0-3 K		0-0 6-3		0-2 L6		4-2 S BB		3	0	0	0	0	1	2					
Inning Stats	R: 1 E: 0 K: 1 S: 11	H: 1 LOB: 0 BB: 0 P: 20	R: 1 E: 0 K: 1 S: 14	H: 3 LOB: 2 BB: 0 P: 18	R: 0 E: 0 K: 0 S: 11	H: 3 LOB: 1 BB: 1 P: 18	R: 0 E: 0 K: 1 S: 5	H: 0 LOB: 0 BB: 0 P: 9	R: 2 E: 0 K: 1 S: 21	H: 4 LOB: 3 BB: 1 P: 34	R: 0 E: 0 K: 0 S: 7	H: 0 LOB: 0 BB: 0 P: 8	R: 0 E: 1 K: 1 S: 10	H: 1 LOB: 2 BB: 1 P: 17	R: 0 E: 0 K: 1 S: 13	H: 0 LOB: 1 BB: 1 P: 21	1B: 9 2B: 1 3B: 1 HR: 1	SF: 0 SAC: 0 DP: 1 HBP: 0	WP: 1 PB: 0 CS: 0	PA: 38	
PITCHER	IP WLS BF H R ER SO BB IBB HBP BLK WP HR S P ERA WHIP	IP WLS BF H R ER SO BB IBB HBP BLK WP HR S P ERA WHIP	IP WLS BF H R ER SO BB IBB HBP BLK WP HR S P ERA WHIP	IP WLS BF H R ER SO BB IBB HBP BLK WP HR S P ERA WHIP	IP WLS BF H R ER SO BB IBB HBP BLK WP HR S P ERA WHIP	IP WLS BF H R ER SO BB IBB HBP BLK WP HR S P ERA WHIP	IP WLS BF H R ER SO BB IBB HBP BLK WP HR S P ERA WHIP	IP WLS BF H R ER SO BB IBB HBP BLK WP HR S P ERA WHIP	IP WLS BF H R ER SO BB IBB HBP BLK WP HR S P ERA WHIP	IP WLS BF H R ER SO BB IBB HBP BLK WP HR S P ERA WHIP	IP WLS BF H R ER SO BB IBB HBP BLK WP HR S P ERA WHIP	IP WLS BF H R ER SO BB IBB HBP BLK WP HR S P ERA WHIP	IP WLS BF H R ER SO BB IBB HBP BLK WP HR S P ERA WHIP	IP WLS BF H R ER SO BB IBB HBP BLK WP HR S P ERA WHIP	IP WLS BF H R ER SO BB IBB HBP BLK WP HR S P ERA WHIP	IP WLS BF H R ER SO BB IBB HBP BLK WP HR S P ERA WHIP	IP WLS BF H R ER SO BB IBB HBP BLK WP HR S P ERA WHIP	IP WLS BF H R ER SO BB IBB HBP BLK WP HR S P ERA WHIP	IP WLS BF H R ER SO BB IBB HBP BLK WP HR S P ERA WHIP	IP WLS BF H R ER SO BB IBB HBP BLK WP HR S P ERA WHIP	IP WLS BF H R ER SO BB IBB HBP BLK WP HR S P ERA WHIP

Montreal Expos @ Philadelphia Phillies
Veterans Stadium, Philadelphia, PA
Tue Jun 14 1988, 7:05 PM EDT
Att: 24,082 - Unknown - 80 F

AB 34
R 4
H 12
RBI 3
BB 4
SO 6
LOB 18



Batter	1	2	3	4	5	6	7	8	9	10	11	12	13	14	AB	R	H	RBI	BB	SO	LOB	TOP				
Juan Samuel, R OBP: 0.308, SLG: 0.401 (1, 4)	6-3		5-3			K		4-3					F9	K	7	0	1	0	0	2	2					
Bob Demier, R OBP: 0.382, SLG: 0.327 (1, 8)															2	0	0	0	1	1	0					
Mill Thompson, L OBP: 0.332, SLG: 0.300 (8, 8)	S					P6		4-3							1	0	0	0	0	0	0					
Mike Young, S OBP: 0.319, SLG: 0.403 (10, 9)	BB														1	0	0	0	0	1	2					
Lance Parrish, R OBP: 0.323, SLG: 0.438 (1, 2)															5	0	2	0	1	1	2					
Mike Schmidt, R OBP: 0.318, SLG: 0.362 (1, 5)	F5														6	1	1	0	0	0	5					
Chris James, R OBP: 0.310, SLG: 0.462 (10, 8)	L8														6	0	2	0	0	0	3					
Phil Bradley, R OBP: 0.344, SLG: 0.338 (1, 7)															5	1	2	0	1	2	1					
Von Hayes, L OBP: 0.348, SLG: 0.417 (1, 3)															5	0	1	1	0	1	2					
Luis Aguayo, R OBP: 0.305, SLG: 0.361 (8, 1)															3	0	0	0	0	1	2					
Steve Bedrosian, R OBP: 0.182, SLG: 0.200 (12, PH)															0	0	0	0	0	0	0					
Keith Miller, R OBP: 0.217, SLG: 0.250 (12, PH)															0	0	0	0	0	0	0					
Greg Harris, R OBP: 0.250, SLG: 0.250 (14, PH)															0	0	0	0	0	1	0					
Wally Ritchie, L OBP: 0.237, SLG: 0.237 (14, 1)															0	0	0	0	0	0	0					
Todd Frohwrth, R OBP: 0.237, SLG: 0.237 (14, 1)															0	0	0	0	0	0	0					
Shane Rawley, R OBP: 0.143, SLG: 0.176 (1, 1)															3	0	0	0	0	3	2					
Steve Jeltz, S OBP: 0.347, SLG: 0.319 (9, 6)															1	0	0	1	1	0	0					
Inning Stats	R: 0 E: 0 K: 0 S: 12	H: 0 LOB: 2 BB: 2 P: 24	R: 0 E: 0 K: 1 S: 8	H: 0 LOB: 0 BB: 0 P: 12	R: 0 E: 0 K: 2 S: 11	H: 0 LOB: 0 BB: 0 P: 14	R: 0 E: 0 K: 1 S: 12	H: 2 LOB: 1 BB: 0 P: 17	R: 0 E: 0 K: 1 S: 6	H: 0 LOB: 0 BB: 0 P: 9	R: 1 E: 0 K: 1 S: 9	H: 1 LOB: 2 BB: 2 P: 20	R: 0 E: 0 K: 0 S: 14	H: 0 LOB: 1 BB: 1 P: 18	R: 0 E: 0 K: 1 S: 8	H: 0 LOB: 0 BB: 0 P: 12	R: 0 E: 0 K: 0 S: 10	H: 0 LOB: 0 BB: 0 P: 18	R: 0 E: 0 K: 0 S: 5	H: 1 LOB: 1 BB: 1 P: 8	R: 1 E: 0 K: 1 S: 18	H: 2 LOB: 2 BB: 1 P: 29	1B: 8 2B: 1 3B: 0 HR: 0	SF: 2 SAC: 0 DP: 2 HBP: 1	WP: 0 PB: 1 SB: 3 CS: 1	PA: 55
PITCHER	IP	WLS	BF	H	R	ER	SO	BB	IBB	HBP	BLK	WP	HR	S	P	ERA	WHIP									
Sid Fernandez, L ERA: 3.53	7.0		27	3	1	1	6	3	1	0	0	0	0	71	110	1.29	0.657									
Roger McDowell, R ERA: 2.77	1.1	6	2	0	0	0	0	0	0	0	0	0	0	13	18	0.00	1.500									
Randy Myers, L ERA: 1.65	2.2	9	1	0	0	3	1	0	0	0	0	0	0	33	47	0.00	0.750									
Gene Walter, L ERA: 3.38	1.0	3	0	0	0	0	0	0	0	0	0	0	0	10	18	0.00	0.000									
Terry Leach, R ERA: 3.55	2.0	W	10	3	1	1	1	1	0	1	0	0	0	23	37	4.50	2.000									

Philadelphia Phillies @ New York Mets
Shea Stadium, Flushing, NY
Sat Jun 18 1988, 7:05 PM EDT
Att. 49,307 - Unknown - 73 F

AB 46
R 2
H 9
RBI 2
BB 6
SO 12
LOB 21



Batter	1	2	3	4	5	6	7	8	9	10	11	12	13	14	AB	R	H	RBI	BB	SO	LOB	BOTTOM								
Mookie Wilson, S OBP: 0.295, SLG: 0.370 (9, 1)	G1-3														4	0	0	0	0	1	1									
Randy Myers, L (9, 1)															0	0	0	0	0	0	0									
Lee Mazzilli, S OBP: 0.246, SLG: 0.216 (11, PH)															1	0	0	0	0	0	0									
Gene Walter, L (12, 1)															0	0	0	0	0	0	0									
Terry Leach, R (13, 1)															1	0	0	0	0	0	0									
Tim Teufel, R OBP: 0.364, SLG: 0.357 (1, 4)															3	1	2	0	1	0	0									
Wally Backman, S OBP: 0.303, SLG: 0.277 (9, PR)															2	0	1	0	0	0	0									
Dave Magadan, L OBP: 0.390, SLG: 0.315 (13, 5)															4	1	1	0	1	1	1									
Darryl Strawberry, L OBP: 0.394, SLG: 0.592 (1, 9)															4	0	1	1	1	1	0									
Kevin McReynolds, R OBP: 0.312, SLG: 0.366 (1, 7)															4	1	1	0	1	1	2									
Gary Carter, R OBP: 0.342, SLG: 0.437 (13, 3)															4	0	1	1	1	0	2									
Howard Johnson, S OBP: 0.364, SLG: 0.411 (8, 1)															3	0	0	0	0	2	2									
Roger McDowell, R OBP: 0.333, SLG: 0.667 (9, 8)															0	0	0	0	0	0	0									
Lenny Dykstra, L OBP: 0.360, SLG: 0.438 (1, 9)															2	0	0	0	1	0	3									
Kevin Elster, R OBP: 0.261, SLG: 0.286 (1, 6)															4	0	0	0	0	0	0									
Mackey Sasser, L OBP: 0.306, SLG: 0.394 (12, 2)															1	0	0	0	1	0	3									
Sid Fernandez, L OBP: 0.333, SLG: 0.350 (1, 1)															2	0	1	0	0	0	0									
Keith Miller, R OBP: 0.217, SLG: 0.273 (8, 5)															4	0	1	1	0	0	0									
Inning Stats	R: 0 E: 0 K: 1 S: 10	H: 1 LOB: 1 BB: 0 P: 16	R: 0 E: 0 K: 1 S: 9	H: 0 LOB: 0 BB: 0 P: 14	R: 0 E: 0 K: 1 S: 7	H: 0 LOB: 0 BB: 0 P: 10	R: 1 E: 0 K: 1 S: 10	H: 2 LOB: 2 BB: 1 P: 17	R: 0 E: 0 K: 0 S: 4	H: 0 LOB: 0 BB: 0 P: 6	R: 0 E: 0 K: 0 S: 7	H: 0 LOB: 0 BB: 0 P: 10	R: 0 E: 0 K: 0 S: 5	H: 0 LOB: 0 BB: 0 P: 8	R: 0 E: 0 K: 0 S: 3	H: 0 LOB: 0 BB: 0 P: 5	R: 0 E: 0 K: 1 S: 7	H: 1 LOB: 2 BB: 2 P: 17	R: 0 E: 0 K: 0 S: 3	H: 0 LOB: 0 BB: 0 P: 7	R: 0 E: 0 K: 0 S: 4	H: 0 LOB: 1 BB: 1 P: 18	R: 0 E: 0 K: 0 S: 4	H: 1 LOB: 3 BB: 3 P: 5	R: 2 E: 0 K: 0 S: 8	H: 2 LOB: 3 BB: 3 P: 26	1B: 9 2B: 0 3B: 0 HR: 0	SF: 2 SAC: 2 DP: 2 HBP: 0	WP: 1 PB: 0 SB: 0 CS: 0	PA: 55
PITCHER	IP	WLS	BF	H	R	ER	SO	BB	IBB	HBP	BLK	WP	HR	S	P	ERA	WHIP													
Shane Rawley, L ERA: 3.69	8.1		31	4	1	1	4	2	1	0	0	0	0	58	97	1.08	0.720													
Steve Bedrosian, R ERA: 3.68	2.2	8	1	0	0	1	0	0	0	0	0	0	0	11	20	0.00	0.375													
Greg Harris, R ERA: 2.36	2.0	8	2	0	0	0	1	0	0	0	0	0	0	15	23	0.00	1.500													
Wally Ritchie, L ERA: 3.24	0.1	2	0	1	1	0	1	0	0	0	0	0	0	2	9	27.00	3.000													
Todd Frohwrth, R ERA: 8.1	0.1	L	5	2	1	1	0	0	2	0	0	1	0	6	17	27.00	6.000													

Philadelphia Phillies @ New York Mets
Shea Stadium, Flushing, NY
Sat Jun 18 1988, 7:05 PM EDT
Att. 49,307 - Unknown - 73 F

AB 43
R 3
H 9
RBI 3
BB 7
SO 5
LOB 16



Batter	1	2	3	4	5	6	7	8	9	AB	R	H	RBI	BB	SO	LOB	TOP					
Juan Samuel, R (1,4) OBP: 0.304, SLG: 0.395			5-3							4	0	0	0	0	3	1	Philadelphia Phillies @ New York Mets Shea Stadium, Flushing, NY Sun Jun 19 1988, 3:33 AM EDT Att: 46,773 - Sunny					
Milt Thompson, L (1,8) OBP: 0.338, SLG: 0.299							6-3			4	0	1	0	0	2	0						
Von Hayes, L (1,3) OBP: 0.343, SLG: 0.410	F5			F9			3-1		F9	4	0	0	0	0	0	1						
Mike Schmidt, R (1,5) OBP: 0.317, SLG: 0.357		5-3		5-3			1-3			3	0	0	0	1	0	0						
Chris James, R (1,9) OBP: 0.305, SLG: 0.454		F9			F3			F8	F9	4	0	0	0	0	0	2						
Phil Bradley, R (1,7) OBP: 0.344, SLG: 0.335					3-1					2	0	0	0	0	1	0						
Darren Daulton, L (1,2) OBP: 0.283, SLG: 0.255			L4		F5			FC3-6	FC3-6	3	0	0	0	0	0	1						
Steve Jeltz, S (1,6) OBP: 0.353, SLG: 0.322			SH1-4			4-3				2	0	1	0	1	0	0						
Don Carman, L (1,1) Brad Moore, R (5,1) Keith Miller, S (6, Ph) Todd Frohwirth, R (6, Ph) Greg Gross, L (8, Ph) Wally Ritchie, L (8, Ph)			SH1-4						FC6	0	0	0	0	0	0	0	 AB 28 R 0 H 2 RBI 0 BB 2 SO 7 LOB 7					
Inning Stats	R: 0 E: 0 K: 2 S: 10	H: 0 LOB: 0 BB: 0 P: 14	R: 0 E: 0 K: 1 S: 6	H: 0 LOB: 0 BB: 1 P: 11	R: 0 E: 0 K: 0 S: 10	H: 0 LOB: 1 BB: 0 P: 16	R: 0 E: 0 K: 1 S: 9	H: 0 LOB: 0 BB: 0 P: 13	R: 0 E: 0 K: 0 S: 5	H: 0 LOB: 0 BB: 0 P: 9	R: 0 E: 0 K: 2 S: 7	H: 0 LOB: 0 BB: 0 P: 12	R: 0 E: 0 K: 0 S: 6	H: 0 LOB: 0 BB: 0 P: 6	R: 0 E: 0 K: 0 S: 10	H: 1 LOB: 2 BB: 0 P: 11		R: 0 E: 0 K: 1 S: 9	H: 1 LOB: 2 BB: 1 P: 19	1B: 2 2B: 0 3B: 0 HR: 0	SF: 0 SAC: 1 DP: 0 HBP: 1	WP: 0 PB: 0 SB: 1 CS: 0
PITCHER David Cone, R (1,1) ERA: 1.62	IP: 9.0 WLS: W BF: 32 H: 2 R: 0 ER: 0 SO: 7 BB: 2 IBB: 0 HBP: 1 BLK: 0 WP: 0 HR: 0 S: 72 P: 111 ERA: 0.00 WHIP: 0.444															PITCHER	IP: 9.0 WLS: W BF: 32 H: 2 R: 0 ER: 0 SO: 7 BB: 2 IBB: 0 HBP: 1 BLK: 0 WP: 0 HR: 0 S: 72 P: 111 ERA: 0.00 WHIP: 0.444					

Batter	1	2	3	4	5	6	7	8	9	AB	R	H	RBI	BB	SO	LOB	BOTTOM			
Mookie Wilson, S (1,8) OBP: 0.304, SLG: 0.369	F8		F9							3	1	1	0	2	0	0	Philadelphia Phillies @ New York Mets Shea Stadium, Flushing, NY Sun Jun 19 1988, 3:33 AM EDT Att: 46,773 - Sunny			
Keith Miller, R (1,6) OBP: 0.214, SLG: 0.259	F7			HR	F9			F8		5	1	1	0	0	1	5				
Tim Lincecum, R (1,4) OBP: 0.366, SLG: 0.358				F9				G5-4-3		5	1	2	1	0	1	3				
Darryl Strawberry, L (1,9) OBP: 0.395, SLG: 0.602				HR						3	1	1	2	1	2	1				
Kevin Reynolds, R (1,7) OBP: 0.315, SLG: 0.402				6-3	F4			FC6-4		4	1	2	1	0	0	2				
Gary Carter, R (1,3) OBP: 0.341, SLG: 0.433 Kevin Elster, R (7, FR) OBP: 0.261, SLG: 0.286		F8		1B	F6			FC6-4		4	1	1	1	0	0	3				
Dave Magadan, L (1,5) OBP: 0.304, SLG: 0.319				1B						2	0	1	0	2	1	0				
Barry Lyons, R (1,2) OBP: 0.152, SLG: 0.161			4-3							4	0	1	1	0	0	3				
David Cone, L (1,1) OBP: 0.226, SLG: 0.241			F7							4	0	1	0	0	1	3	 AB 34 R 6 H 11 RBI 6 BB 5 SO 6 LOB 20			
Inning Stats	R: 0 E: 0 K: 1 S: 8	H: 0 LOB: 0 BB: 0 P: 13	R: 1 E: 0 K: 2 S: 12	H: 1 LOB: 0 BB: 0 P: 18	R: 0 E: 0 K: 0 S: 8	H: 0 LOB: 0 BB: 0 P: 12	R: 3 E: 0 K: 1 S: 15	H: 5 LOB: 2 BB: 0 P: 22	R: 1 E: 0 K: 0 S: 11	H: 1 LOB: 2 BB: 2 P: 21	R: 0 E: 0 K: 1 S: 7	H: 1 LOB: 1 BB: 1 P: 16	R: 1 E: 0 K: 1 S: 15	H: 2 LOB: 2 BB: 1 P: 25	R: 0 E: 0 K: 0 S: 7	H: 1 LOB: 1 BB: 1 P: 13		1B: 9 2B: 0 3B: 0 HR: 2	SF: 0 SAC: 0 DP: 1 HBP: 0	WP: 0 PB: 0 SB: 1 CS: 0
PITCHER Don Carman, L (1,1) ERA: 5.06 Brad Moore, R (5,1) ERA: 7.27 Todd Frohwirth, R (6,1) ERA: 7.27 Wally Ritchie, L (8,1) ERA: 3.12	IP: 4.1 WLS: L BF: 22 H: 7 R: 5 ER: 5 SO: 4 BB: 2 IBB: 0 HBP: 0 BLK: 0 WP: 0 HR: 2 S: 50 P: 81 ERA: 10.38 WHIP: 2.077															PITCHER	IP: 4.1 WLS: L BF: 22 H: 7 R: 5 ER: 5 SO: 4 BB: 2 IBB: 0 HBP: 0 BLK: 0 WP: 0 HR: 2 S: 50 P: 81 ERA: 10.38 WHIP: 2.077			

Batter	1	2	3	4	5	6	7	8	9	AB	R	H	RBI	BB	SO	LOB	TOP								
Shawon Dunston, R OBP: 0.315, SLG: 0.438	G3		4-3			5-3-5 1B		5-3		4	0	1	0	0	0	1	Chicago Cubs @ Philadelphia Phillies Veterans Stadium, Philadelphia, PA Wed Jun 22 1988, 3:33 AM EDT Att: 27,322 - Sunny - 102 F								
Rafael Palmeiro, L OBP: 0.365, SLG: 0.475	HR 2B		F8			5-3-5 1-3F		4-3	4	1	1	0	0	0	1										
Mark Grace, L OBP: 0.372, SLG: 0.429	HR 2H			K		4-3		6-3	4	1	1	2	0	1	0										
23 Ryne Sandberg, R OBP: 0.324, SLG: 0.448	4-3				1-5-3 1B			1B 2B	4	1	2	0	0	1	0										
Vance Law, R OBP: 0.379, SLG: 0.447	3-1			1-5-3 1-2			K	2B 1B	4	0	1	1	0	1	1										
Jody Davis, R OBP: 0.341, SLG: 0.429 Pat Perry, L Andre Dawson, R OBP: 0.339, SLG: 0.522		G6-4-3 1B		L5			K	F8	3	0	1	0	0	1	1										
Dave Martinez, L OBP: 0.283, SLG: 0.294		G6-4-3 1-2F			L7			F7	3	0	0	0	0	0	1										
Darrin Jackson, R OBP: 0.277, SLG: 0.429		L5			5-3			F8	3	0	0	0	0	0	0										
Rick Sutcliffe, L OBP: 0.188, SLG: 0.133 Damon Berryhill, S OBP: 0.299, SLG: 0.389			5-3		K			1B	2	0	0	0	0	1	0										
									1	0	1	0	0	0	0										
Inning Stats	R: 2 E: 0 K: 0 S: 10	H: 2 LOB: 0 BB: 0 P: 16	R: 0 E: 0 K: 0 S: 5	H: 1 LOB: 0 BB: 0 P: 8	R: 0 E: 0 K: 0 S: 9	H: 0 LOB: 0 BB: 0 P: 16	R: 0 E: 0 K: 1 S: 8	H: 1 LOB: 1 BB: 0 P: 15	R: 0 E: 0 K: 1 S: 8	H: 0 LOB: 0 BB: 0 P: 13	R: 0 E: 0 K: 0 S: 6	H: 1 LOB: 0 BB: 0 P: 7	R: 0 E: 0 K: 3 S: 9	H: 0 LOB: 0 BB: 0 P: 13	R: 0 E: 0 K: 0 S: 11	H: 1 LOB: 1 BB: 0 P: 16	R: 1 E: 0 K: 0 S: 8	H: 2 LOB: 1 BB: 0 P: 11	1B: 5 2B: 3 3B: 0 HR: 1	SF: 0 SAC: 0 DP: 2 HBP: 0	WP: 0 PB: 0 SB: 0 CS: 0	PA: 33			
PITCHER	IP	WLS	BF	H	R	ER	SO	BB	IBB	HBP	BLK	WP	HR	S	P	ERA	WHIP								
Mike Maddux, R ERA: 1.65	3.2		14	4	2	2	1	0	0	0	0	0	1	31	53	4.91	1.091								
Todd Frothing, R ERA: 6.3	1.1	W	4	0	0	0	1	0	0	0	0	0	0	9	15	0.00	0.000								
Greg Harris, R ERA: 2.48	3.0		10	2	0	0	3	0	0	0	0	0	0	26	36	0.00	0.667								
Bruce Ruffin, L ERA: 4.16	0.2		3	1	1	1	0	0	0	0	0	0	0	4	5	13.50	1.500								
Steve Bedrosian, R ERA: 3.33	0.1	S	2	1	0	0	0	0	0	0	0	0	0	4	6	0.00	3.000								

AB	33
R	3
H	8
RBI	3
BB	0
SO	5
LOB	6



Batter	1	2	3	4	5	6	7	8	9	AB	R	H	RBI	BB	SO	LOB	BOTTOM								
Juan Samuel, R OBP: 0.301, SLG: 0.389	1-3		K		L9		K			4	0	0	0	2	0	Chicago Cubs @ Philadelphia Phillies Veterans Stadium, Philadelphia, PA Wed Jun 22 1988, 3:33 AM EDT Att: 27,322 - Sunny - 102 F									
Milt Thompson, L OBP: 0.336, SLG: 0.314	2B 6-3 1B		F6		F8			F5	4	1	1	0	0	0	0										
Von Hayes, L OBP: 0.350, SLG: 0.420 Steve Bedrosian, R	CS 1-3 2B			1B 1B		2B 1B		F7 F9	4	2	3	0	0	0	0										
Mike Schmidt, R OBP: 0.327, SLG: 0.366	6-3			G6-4-3 1B 1B		4-3 SF9 2B			4	2	2	2	0	0	1										
Chris James, R OBP: 0.306, SLG: 0.456	CS 2-3			1-2 G6-4-3 1B		4-3 2-3			3	0	2	1	0	0	1										
Phil Bradley, R OBP: 0.332, SLG: 0.322	4-3			G6-4-3 1-2F 2-3		SF9 3H			2	0	0	1	0	0	3										
Darren Daulton, L OBP: 0.286, SLG: 0.260	F7			2-1 3H 1B		L7			3	0	1	1	0	0	1										
Steve Jeltz, S OBP: 0.356, SLG: 0.324	K			3H 0-2 6-3				L6	3	0	0	0	0	1	2										
Mike Maddux, L ERA: 1.65 Todd Frothing, R ERA: 6.3 Bob Demier, R OBP: 0.296, SLG: 0.333 Greg Harris, R OBP: 0.339, SLG: 0.522 Bruce Ruffin, S OBP: 0.188, SLG: 0.133 Greg Gross, L OBP: 0.304, SLG: 0.233			K2-3		K			5-3	1	0	0	0	0	1	0										
									0	0	0	0	0	0	0										
Inning Stats	R: 1 E: 0 K: 0 S: 5	H: 2 LOB: 0 BB: 0 P: 11	R: 0 E: 0 K: 1 S: 20	H: 1 LOB: 0 BB: 0 P: 26	R: 0 E: 0 K: 2 S: 7	H: 0 LOB: 0 BB: 0 P: 11	R: 2 E: 0 K: 0 S: 16	H: 4 LOB: 1 BB: 0 P: 23	R: 0 E: 0 K: 1 S: 8	H: 0 LOB: 0 BB: 0 P: 12	R: 2 E: 0 K: 0 S: 13	H: 2 LOB: 0 BB: 0 P: 18	R: 0 E: 0 K: 1 S: 10	H: 0 LOB: 0 BB: 0 P: 13	R: 0 E: 0 K: 0 S: 6	H: 0 LOB: 0 BB: 0 P: 8	1B: 6 2B: 3 3B: 0 HR: 0	SF: 1 SAC: 0 DP: 1 HBP: 0	WP: 0 PB: 0 SB: 0 CS: 1	PA: 32					
PITCHER	IP	WLS	BF	H	R	ER	SO	BB	IBB	HBP	BLK	WP	HR	S	P	ERA	WHIP								
Rick Sutcliffe, R ERA: 4.76	6.0	L	25	9	5	5	4	0	0	0	0	0	0	69	101	7.50	1.500								
Pat Perry, L ERA: 3.97	2.0		6	0	0	0	1	0	0	0	0	0	0	16	21	0.00	0.000								

AB	30
R	5
H	9
RBI	5
BB	0
SO	5
LOB	8



Batter	1	2	3	4	5	6	7	8	9	AB	R	H	RBI	BB	SO	LOB	TOP					
Juan Samuel, R (1,4) OBP: 0.297, SLG: 0.383	L9		G5-4-3			F8			B2	4	0	0	0	0	0	2						
Von Hayes, L (1,3) OBP: 0.346, SLG: 0.415	G4-3			K			G3			3	0	0	0	0	1	0						
Mike Schmidt, R (1,5) OBP: 0.324, SLG: 0.361	G6-3			L7			G6-3			3	0	0	0	0	0	0						
Lance Parrish, R (1,2) OBP: 0.319, SLG: 0.439		K		P6			G4-3			3	0	0	0	0	1	0						
Chris James, R (1,8) OBP: 0.302, SLG: 0.450		F9			L5			K		3	0	0	0	0	1	0						
Phil Bradley, R (1,7) OBP: 0.325, SLG: 0.319	G6-3				G6-3			G6-3		3	0	0	0	0	0	0						
Mike Young, S (1,9) OBP: 0.303, SLG: 0.379			G5-3		F8			K		3	0	0	0	0	1	0						
Steve Jeltz, S (1,6) OBP: 0.357, SLG: 0.327						G3-1				2	0	1	0	0	0	0						
Bob Demler, R (9, PH) OBP: 0.361, SLG: 0.309				SH					G6-4-3	1	0	1	0	0	0	0						
Shane Rawley, R (1,1) OBP: 0.139, SLG: 0.171				SH						1	0	0	0	0	0	0						
Luis Aguayo, R (9, PH) OBP: 0.316, SLG: 0.368						G6-3			G6-4-3	1	0	0	0	0	0	1						
Inning Stats	R: 0 E: 0 K: 0 S: 7	H: 0 LOB: 0 BB: 0 P: 10	R: 0 E: 0 K: 1 S: 15	H: 0 LOB: 0 BB: 0 P: 20	R: 0 E: 0 K: 1 S: 6	H: 1 LOB: 1 BB: 0 P: 10	R: 0 E: 0 K: 1 S: 6	H: 0 LOB: 0 BB: 0 P: 10	R: 0 E: 0 K: 0 S: 4	H: 0 LOB: 0 BB: 0 P: 4	R: 0 E: 0 K: 0 S: 9	H: 0 LOB: 0 BB: 0 P: 11	R: 0 E: 0 K: 0 S: 6	H: 0 LOB: 0 BB: 0 P: 10	R: 0 E: 0 K: 2 S: 9	H: 0 LOB: 0 BB: 0 P: 13	R: 0 E: 0 K: 0 S: 3	H: 1 LOB: 0 BB: 0 P: 5	1B: 2 2B: 0 3B: 0 HR: 0	SF: 0 SAC: 1 DP: 2 HBP: 0	WP: 0 PB: 0 SB: 0 CS: 0	PA: 28
PITCHER John Tudor, L (1,1) ERA: 1.08	IP: 9.0 WLS: W BF: 28 H: 2 R: 0 ER: 0 SO: 4 BB: 0 IBB: 0 HBP: 0 BLK: 0 WP: 0 HR: 0 S: 65 P: 93 ERA: 0.00 WHIP: 0.222															PITCHER						

Philadelphia Phillies @ St. Louis Cardinals
 Busch Stadium, St. Louis, MO
 Thu Jun 23 1988, 7:05 PM CDT
 Att: 36,176 - Unknown - 94 F

AB	27
R	0
H	2
RBI	0
BB	0
SO	4
LOB	3



Batter	1	2	3	4	5	6	7	8	9	AB	R	H	RBI	BB	SO	LOB	BOTTOM			
Vince Coleman, S (1,7) OBP: 0.332, SLG: 0.399	G6-3		K		S		SH1-3			3	2	1	0	1	1	0				
Ozzie Smith, S (1,6) OBP: 0.343, SLG: 0.333	FC5-4		G3		G5-3		SH1-3			3	0	1	1	0	0	1				
Willie McGee, S (1,8) OBP: 0.351, SLG: 0.393	FC5-4		SH		F8		K			4	0	2	1	0	1	1				
Tom Brunansky, R (1,9) OBP: 0.373, SLG: 0.419					F8			L1		3	0	1	0	1	0	1				
Mike Fitzgerald, R (1,3) OBP: 0.250, SLG: 0.250	F8		K		G5-3			G6-4-3		4	0	1	0	0	1	5				
Tony Peña, R (1,2) OBP: 0.303, SLG: 0.389		F7			G3-1			G6-3		4	0	1	0	0	0	1				
José Oquendo, S (1,5) OBP: 0.341, SLG: 0.349		F7			G3			CS		2	0	1	0	1	0	1				
Luis Alicea, S (1,4) OBP: 0.274, SLG: 0.279		G4-3			G3			G5-3		3	0	0	0	0	0	3				
John Tudor, L (1,1) OBP: 0.179, SLG: 0.080		L4			G4-3			G5-3		3	0	0	0	0	0	2				
Inning Stats	R: 0 E: 0 K: 0 S: 10	H: 1 LOB: 2 BB: 1 P: 17	R: 0 E: 0 K: 0 S: 9	H: 1 LOB: 0 BB: 0 P: 16	R: 0 E: 0 K: 2 S: 12	H: 2 LOB: 2 BB: 0 P: 18	R: 0 E: 0 K: 0 S: 7	H: 0 LOB: 1 BB: 1 P: 11	R: 1 E: 0 K: 0 S: 11	H: 2 LOB: 1 BB: 0 P: 16	R: 0 E: 0 K: 0 S: 7	H: 1 LOB: 0 BB: 0 P: 12	R: 1 E: 0 K: 1 S: 9	H: 0 LOB: 0 BB: 1 P: 17	R: 0 E: 0 K: 0 S: 6	H: 1 LOB: 0 BB: 0 P: 9	1B: 7 2B: 1 3B: 0 HR: 0	SF: 0 SAC: 1 DP: 1 HBP: 0	WP: 0 PB: 0 SB: 5 CS: 1	PA: 33
PITCHER Shane Rawley, L (1,1) ERA: 3.59	IP: 8.0 WLS: L BF: 33 H: 8 R: 2 ER: 2 SO: 3 BB: 3 IBB: 0 HBP: 0 BLK: 0 WP: 0 HR: 0 S: 71 P: 116 ERA: 2.25 WHIP: 1.375															PITCHER				

Philadelphia Phillies @ St. Louis Cardinals
 Busch Stadium, St. Louis, MO
 Thu Jun 23 1988, 7:05 PM CDT
 Att: 36,176 - Unknown - 94 F

AB	29
R	2
H	8
RBI	2
BB	3
SO	3
LOB	15



Batter	1	2	3	4	5	6	7	8	9	AB	R	H	RBI	BB	SO	LOB	TOP					
Juan Samuel, R (1.4) OBP: 0.296, SLG: 0.380										5	1	1	0	0	0	3	Philadelphia Phillies @ St. Louis Cardinals Busch Stadium, St. Louis, MO Fri Jun 24 1988, 7:05 PM CDT Att: 41,332 - Unknown - 96 F					
Bob Demler, R (1.8) OBP: 0.385, SLG: 0.339										4	2	3	0	0	0	0						
Greg Gross, L (8. PH) OBP: 0.314, SLG: 0.233										0	0	0	0	1	0							
Steve Bedrosian, R (8.1)										0	0	0	0	0	0							
Mike Schmidt, R (1.5) OBP: 0.332, SLG: 0.373										3	2	3	2	1	0	0						
Lance Parrish, R (1.2) OBP: 0.313, SLG: 0.431										4	0	0	2	0	0	5						
Chris James, R (1.9) OBP: 0.304, SLG: 0.449										5	1	2	1	0	1	0						
Phil Bradley, R (1.7) OBP: 0.327, SLG: 0.316										5	0	1	0	0	2	3						
Von Hayes, L (1.3) OBP: 0.351, SLG: 0.421										4	0	2	1	1	1	1						
Steve Jeltz, S (1.6) OBP: 0.366, SLG: 0.340										3	0	2	1	1	0	1						
Don Carman, L (1.1) Brad Moore, R (4.1) Keith Miller, S (5. PH) Greg Harris, S (5.1) Bruce Ruffin, S (5.1) Milt Thompson, L (5. PH)										2	0	0	0	0	0	4						
Inning Stats	R: 3 E: 0 K: 1 S: 12	H: 4 LOB: 1 BB: 0 P: 23	R: 0 E: 0 K: 0 S: 6	H: 1 LOB: 1 BB: 1 P: 10	R: 3 E: 0 K: 1 S: 16	H: 5 LOB: 2 BB: 0 P: 27	R: 0 E: 0 K: 0 S: 5	H: 0 LOB: 1 BB: 1 P: 11	R: 0 E: 0 K: 1 S: 15	H: 1 LOB: 2 BB: 1 P: 25	R: 0 E: 0 K: 0 S: 11	H: 2 LOB: 1 BB: 0 P: 16	R: 0 E: 0 K: 0 S: 12	H: 1 LOB: 1 BB: 0 P: 18	R: 1 E: 0 K: 0 S: 8	H: 1 LOB: 0 BB: 1 P: 12	R: 0 E: 0 K: 1 S: 10	H: 0 LOB: 0 BB: 0 P: 16	1B: 11 2B: 5 3B: 0 HR: 0	SF: 2 SAC: 0 DP: 3 HBP: 0	WP: 0 PB: 0 SB: 0 CS: 1	PA: 43
PITCHER	IP WLS BF H R ER SO BB IBB HBP BLK WP HR S P ERA WHIP																					
Larry McWilliams, L (1.1) ERA: 2.29	2.0	12	7	5	5	1	1	0	0	0	0	0	0	23	43	22.50	4.000					
Scott Terry, R (3.1) ERA: 4.01	2.0	10	3	1	1	1	1	0	0	0	0	0	0	16	28	4.50	2.000					
John Costello, R (5.1) ERA:	1.0	5	1	0	0	1	1	0	0	0	0	0	0	15	25	0.00	2.000					
Steve Peters, L (6.1) ERA: 3.99	1.2	7	3	0	0	0	0	0	0	0	0	0	0	20	28	0.00	1.800					
Todd Worrell, R (7.1) ERA: 2.51	2.1	L 9	1	1	1	1	0	1	0	0	0	0	0	21	34	3.86	0.429					

Batter	1	2	3	4	5	6	7	8	9	AB	R	H	RBI	BB	SO	LOB	BOTTOM					
Vince Coleman, S (1.7) OBP: 0.333, SLG: 0.405										5	1	2	0	0	3	3	Philadelphia Phillies @ St. Louis Cardinals Busch Stadium, St. Louis, MO Fri Jun 24 1988, 7:05 PM CDT Att: 41,332 - Unknown - 96 F					
Ozzie Smith, S (1.6) OBP: 0.344, SLG: 0.332										4	1	1	0	1	1	4						
Willie McGee, S (1.8) OBP: 0.352, SLG: 0.393										5	1	2	1	0	2	2						
Tom Brunansky, R (1.9) OBP: 0.373, SLG: 0.417										4	0	1	1	1	1	2						
Tony Peña, R (1.2) OBP: 0.309, SLG: 0.393										5	1	3	1	0	0	2						
Mike Fitzgerald, R (1.3) OBP: 0.375, SLG: 0.375										4	1	2	0	0	0	2						
Todd Worrell, R (7.1) ERA:										0	0	0	0	0	0	0						
Duane Walker, L (9. PH) OBP: 0.313, SLG: 0.214										1	0	0	0	0	1	0						
José Oquendo, S (1.5) OBP: 0.337, SLG: 0.345										5	1	1	1	0	0	4						
Tom Lawless, R (1.4) OBP: 0.179, SLG: 0.154										1	0	0	0	1	0	0						
Curt Ford, L (5. PH) OBP: 0.250, SLG: 0.279										1	0	1	1	0	0	0						
Steve Peters, L (6.1) ERA:										0	0	0	0	0	0	0						
Tom Pagnozzi, R (7.3) OBP: 0.288, SLG: 0.307										2	0	0	0	0	1	0						
Larry McWilliams, L (1.1) ERA: 2.29										1	0	0	0	0	0	3						
Scott Terry, R (3.1) ERA: 4.01										0	0	0	0	0	0	0						
Terry Pendleton, S (4. PH) OBP: 0.348, SLG: 0.410										1	0	1	0	0	0	0						
Bob Forsch, R (4. PH) ERA:										0	0	0	0	0	0	0						
John Costello, R (5.1) ERA:										0	0	0	0	0	0	0						
Luis Alicea, S (5. PH) OBP: 0.276, SLG: 0.278										1	0	0	0	0	0	0						
Inning Stats	R: 0 E: 0 K: 2 S: 10	H: 0 LOB: 0 BB: 0 P: 15	R: 0 E: 0 K: 0 S: 14	H: 2 LOB: 3 BB: 1 P: 22	R: 2 E: 0 K: 1 S: 15	H: 4 LOB: 2 BB: 0 P: 20	R: 1 E: 1 K: 1 S: 9	H: 2 LOB: 2 BB: 1 P: 20	R: 3 E: 0 K: 2 S: 18	H: 5 LOB: 2 BB: 0 P: 27	R: 0 E: 0 K: 0 S: 4	H: 0 LOB: 0 BB: 0 P: 5	R: 0 E: 0 K: 1 S: 15	H: 0 LOB: 0 BB: 0 P: 5	R: 0 E: 0 K: 1 S: 15	H: 1 LOB: 2 BB: 1 P: 21	R: 0 E: 0 K: 1 S: 6	H: 0 LOB: 0 BB: 0 P: 9	1B: 12 2B: 2 3B: 0 HR: 0	SF: 0 SAC: 0 DP: 0 HBP: 1	WP: 0 PB: 0 SB: 0 CS: 0	PA: 44
PITCHER	IP WLS BF H R ER SO BB IBB HBP BLK WP HR S P ERA WHIP																					
Don Carman, L (1.1) ERA: 5.06	3.2	21	8	3	2	3	2	0	0	0	0	0	0	3	5	0.00	0.000					
Brad Moore, R (4.1) ERA:	0.1	1	0	0	0	1	0	0	0	0	0	0	0	3	5	0.00	0.000					
Greg Harris, R (5.1) ERA: 3.15	0.0	4	4	3	3	0	0	0	0	0	0	0	0	8	11	∞	∞					
Bruce Ruffin, L (5.1) ERA: 4.03	3.0	W 10	1	0	0	3	0	0	1	0	0	0	0	19	26	0.00	0.333					
Steve Bedrosian, R (8.1) ERA: 3.08	2.0	S 8	1	0	0	2	1	0	0	0	0	0	0	21	30	0.00	1.000					




Batter	1	2	3	4	5	6	7	8	9	AB	R	H	RBI	BB	SO	LOB	TOP			
Juan Samuel, R (1,4) OBP: 0.295, SLG: 0.378	G5-3		G4-3 1B		K			G1-3		4	0	1	0	0	1	0	Philadelphia Phillies @ St. Louis Cardinals Busch Stadium, St. Louis, MO Sat Jun 25 1988, 7:05 PM CDT Att: 44,214 - Unknown - 99 F			
Milt Thompson, L (1,8) OBP: 0.338, SLG: 0.321	FC5-4 1B		L8		G4-3			G4-3		4	0	1	0	0	0	1				
Von Hayes, L (1,3) OBP: 0.346, SLG: 0.414	F9		G4-3						F7	4	0	0	0	0	0	2				
Mike Schmidt, R (1,5) OBP: 0.328, SLG: 0.367	FC5-4		L7						F8	4	0	0	0	0	1	2				
Chris James, R (1,9) OBP: 0.307, SLG: 0.460			K		HR				F2	3	1	1	1	1	1	0				
Darren Daulton, L (1,2) OBP: 0.283, SLG: 0.245			1B BB		K				L4	3	0	0	0	1	1	1				
Greg Gross, L (1,7) OBP: 0.301, SLG: 0.222			P6		G6-3					3	0	0	0	0	0	1				
Steve Jeltz, S (1,6) OBP: 0.365, SLG: 0.340			1B		K				L5	3	0	1	0	0	1	0				
Kevin Gross, R (1,1) OBP: 0.250, SLG: 0.238			K						F3	2	0	0	0	0	2	2				
Phil Bradley, R (8,PH) OBP: 0.325, SLG: 0.315					K					1	0	0	0	0	0	0				
Brad Moore, R (8,1)										0	0	0	0	0	0	0				
Inning Stats	R: 0 E: 0 K: 0 S: 9	H: 1 LOB: 1 BB: 0 P: 14	R: 0 E: 0 K: 2 S: 12	H: 1 LOB: 2 BB: 1 P: 21	R: 0 E: 0 K: 0 S: 11	H: 1 LOB: 0 BB: 0 P: 15	R: 1 E: 0 K: 2 S: 13	H: 1 LOB: 0 BB: 0 P: 23	R: 0 E: 0 K: 1 S: 8	H: 0 LOB: 0 BB: 0 P: 11	R: 0 E: 0 K: 0 S: 7	H: 0 LOB: 0 BB: 0 P: 9	R: 0 E: 0 K: 0 S: 6	H: 0 LOB: 0 BB: 0 P: 10	R: 0 E: 0 K: 0 S: 8	H: 0 LOB: 1 BB: 1 P: 16	1B: 3 2B: 0 3B: 0 HR: 1	SF: 0 SAC: 0 DP: 0 HBP: 0	WP: 0 PB: 0 SB: 1 CS: 0	PA: 33
PITCHER Jose DeLeon, R (1,1) ERA: 4.13	IP: 9.0 WLS: W BF: 33 H: 4 R: 1 ER: 1 SO: 7 BB: 2 IBB: 0 HBP: 0 BLK: 0 WP: 0 HR: 1 S: 82 P: 131 ERA: 1.00 WHIP: 0.667															PITCHER				

Batter	1	2	3	4	5	6	7	8	9	AB	R	H	RBI	BB	SO	LOB	BOTTOM			
Vince Coleman, S (1,7) OBP: 0.334, SLG: 0.403	G3		2B 1B		G4-3					4	1	1	0	1	0	1	Philadelphia Phillies @ St. Louis Cardinals Busch Stadium, St. Louis, MO Sat Jun 25 1988, 7:05 PM CDT Att: 44,214 - Unknown - 99 F			
Ozzie Smith, S (1,6) OBP: 0.341, SLG: 0.333	L9		1B 2B		G4-3					5	1	1	1	0	0	3				
Willie McGee, S (1,8) OBP: 0.357, SLG: 0.397	BLK 1B		1B 1B		G4-3					4	1	3	1	0	0	0				
Tom Brunansky, R (1,9) OBP: 0.378, SLG: 0.425			L9							2	0	1	0	2	0	1				
Tony Peña, R (1,2) OBP: 0.304, SLG: 0.387	BB		1B 2B		F2					4	0	0	0	0	1	5				
Mike Fitzgerald, R (1,3) OBP: 0.333, SLG: 0.333			G6-3 2B 1B		F3					4	1	1	1	0	0	2				
José Oquendo, S (1,5) OBP: 0.340, SLG: 0.345			G3		F9					3	0	1	0	1	0	1				
Luis Alicea, S (1,4) OBP: 0.284, SLG: 0.296			1B 2B							4	0	3	1	0	1	1				
Jose DeLeon, R (1,1) OBP: 0.114, SLG: 0.114			G1-3		G4-3					2	0	0	0	0	0	3				
Inning Stats	R: 0 E: 0 K: 1 S: 12	H: 1 LOB: 2 BB: 1 P: 19	R: 0 E: 0 K: 0 S: 11	H: 1 LOB: 0 BB: 0 P: 19	R: 4 E: 0 K: 0 S: 14	H: 6 LOB: 2 BB: 0 P: 24	R: 0 E: 0 K: 0 S: 8	H: 0 LOB: 0 BB: 0 P: 13	R: 0 E: 0 K: 0 S: 12	H: 1 LOB: 1 BB: 0 P: 17	R: 0 E: 0 K: 0 S: 9	H: 1 LOB: 1 BB: 0 P: 12	R: 0 E: 0 K: 0 S: 5	H: 1 LOB: 1 BB: 1 P: 10	R: 0 E: 0 K: 1 S: 8	H: 0 LOB: 2 BB: 2 P: 20		1B: 7 2B: 3 3B: 1 HR: 0	SF: 0 SAC: 2 DP: 0 HBP: 0	WP: 0 PB: 0 SB: 2 CS: 1
PITCHER Kevin Gross, R (1,1) ERA: 2.78	IP: 7.0 WLS: L BF: 33 H: 11 R: 4 ER: 4 SO: 1 BB: 2 IBB: 0 HBP: 0 BLK: 0 WP: 0 HR: 0 S: 71 P: 114 ERA: 5.14 WHIP: 1.857															PITCHER				
Brad Moore, R (8,1)	IP: 1.0 WLS: 5 BF: 0 H: 0 R: 0 ER: 0 SO: 1 BB: 0 IBB: 0 HBP: 0 BLK: 0 WP: 0 HR: 0 S: 8 P: 20 ERA: 0.00 WHIP: 2.000															PITCHER				

AB	31
R	1
H	4
RBI	1
BB	2
SO	7
LOB	9



AB	32
R	4
H	11
RBI	4
BB	4
SO	2
LOB	17



Batter	1	2	3	4	5	6	7	8	9	AB	R	H	RBI	BB	SO	LOB	TOP				
Juan Samuel, R OBP: 0.299, SLG: 0.377	0-0 FC6-4 1B		2-2 6-3		2-2 1B		0-1 F9		1-2 5-3	5	1	2	0	0	0	1					
Von Hayes, L OBP: 0.351, SLG: 0.417	1-1 FC6-4 1B		0-1 BB		1-1 1B		4-2 1B		0-1 F8	4	0	3	0	1	0	0					
Mike Schmidt, R OBP: 0.320, SLG: 0.357	2-2 FC6-4 PB 1-2 2-3		0-0 F8		0-0 F4		3-1 1-2 2-H		1-2 F3	5	0	1	0	0	0	5					
Lance Parrish, R OBP: 0.318, SLG: 0.429	0-0 1-2 3-H		4-1 SAFE 1-2 SAFE 1-2 SAFE		1-2 5-3		1-1 F8			3	0	1	1	1	0	4					
Chris James, R OBP: 0.304, SLG: 0.450	0-2 F3		3-3 K		0-1 F8				3-2 F9	4	0	0	0	0	1	4					
Phil Bradley, R OBP: 0.325, SLG: 0.317	3-3 K		1-0 6-3		2-3 K				4-2 1B BB	3	0	0	0	1	2	2					
Milt Thompson, L OBP: 0.338, SLG: 0.323		0-0 6-3		1-0 1-3		3-2 FC6-4 1B		2-1 FC6-4 1B		4	0	2	0	0	0	0					
Steve Jeltz, S OBP: 0.365, SLG: 0.333		4-1 B1-6-4 BB		0-3 K		1-1 FC6-4 1-2		0-2 L8		3	0	0	0	1	1	3					
Shane Rawley, R OBP: 0.154, SLG: 0.184		0-0 B1-6-4							1-2 FC6-4	3	0	1	0	0	1	1					
Greg Gross, L OBP: 0.297, SLG: 0.219										0	0	0	0	0	0	0					
Bob Demler, R OBP: 0.397, SLG: 0.355										1	0	0	0	0	0	2					
Greg Harris, S OBP: 0.333, SLG: 0.333										0	0	0	0	0	0	0					
Inning Stats	R: 1 E: 0 K: 1 S: 13	H: 3 LOB: 2 BB: 0 P: 19	R: 0 E: 0 K: 0 S: 3	H: 0 LOB: 0 BB: 1 P: 7	R: 0 E: 0 K: 1 S: 12	H: 1 LOB: 2 BB: 1 P: 20	R: 0 E: 0 K: 1 S: 5	H: 0 LOB: 0 BB: 0 P: 7	R: 0 E: 0 K: 1 S: 11	H: 1 LOB: 1 BB: 0 P: 17	R: 0 E: 0 K: 0 S: 11	H: 2 LOB: 2 BB: 1 P: 19	R: 0 E: 0 K: 0 S: 18	H: 1 LOB: 2 BB: 1 P: 28	R: 0 E: 0 K: 0 S: 8	H: 0 LOB: 0 BB: 0 P: 10	1B: 10 2B: 0 3B: 0 HR: 0	SF: 0 SAC: 0 DP: 1 HBP: 0	WP: 0 PB: 1 SB: 0 CS: 0	PA: 39	
PITCHER	IP WLS BF H R ER SO BB IBB HBP BLK WP HR S P ERA WHIP	IP WLS BF H R ER SO BB IBB HBP BLK WP HR S P ERA WHIP	IP WLS BF H R ER SO BB IBB HBP BLK WP HR S P ERA WHIP	IP WLS BF H R ER SO BB IBB HBP BLK WP HR S P ERA WHIP	IP WLS BF H R ER SO BB IBB HBP BLK WP HR S P ERA WHIP	IP WLS BF H R ER SO BB IBB HBP BLK WP HR S P ERA WHIP	IP WLS BF H R ER SO BB IBB HBP BLK WP HR S P ERA WHIP	IP WLS BF H R ER SO BB IBB HBP BLK WP HR S P ERA WHIP	IP WLS BF H R ER SO BB IBB HBP BLK WP HR S P ERA WHIP	IP WLS BF H R ER SO BB IBB HBP BLK WP HR S P ERA WHIP	IP WLS BF H R ER SO BB IBB HBP BLK WP HR S P ERA WHIP	IP WLS BF H R ER SO BB IBB HBP BLK WP HR S P ERA WHIP	IP WLS BF H R ER SO BB IBB HBP BLK WP HR S P ERA WHIP	IP WLS BF H R ER SO BB IBB HBP BLK WP HR S P ERA WHIP	IP WLS BF H R ER SO BB IBB HBP BLK WP HR S P ERA WHIP	IP WLS BF H R ER SO BB IBB HBP BLK WP HR S P ERA WHIP	IP WLS BF H R ER SO BB IBB HBP BLK WP HR S P ERA WHIP	IP WLS BF H R ER SO BB IBB HBP BLK WP HR S P ERA WHIP	IP WLS BF H R ER SO BB IBB HBP BLK WP HR S P ERA WHIP	IP WLS BF H R ER SO BB IBB HBP BLK WP HR S P ERA WHIP	IP WLS BF H R ER SO BB IBB HBP BLK WP HR S P ERA WHIP

Philadelphia Phillies @ Chicago Cubs
Wrigley Field, Chicago, IL
Mon Jun 27 1988, 3:33 AM CDT
Att: 27,945 - Sunny

AB 35
R 1
H 10
RBI 1
BB 4
SO 5
LOB 22

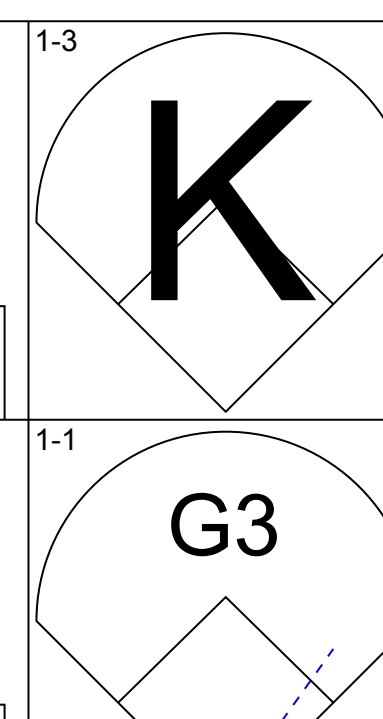
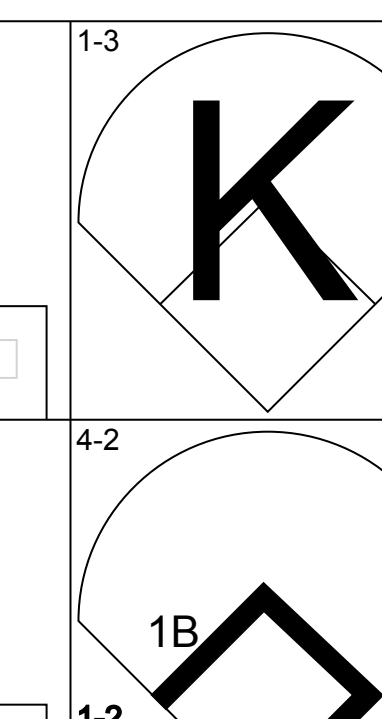
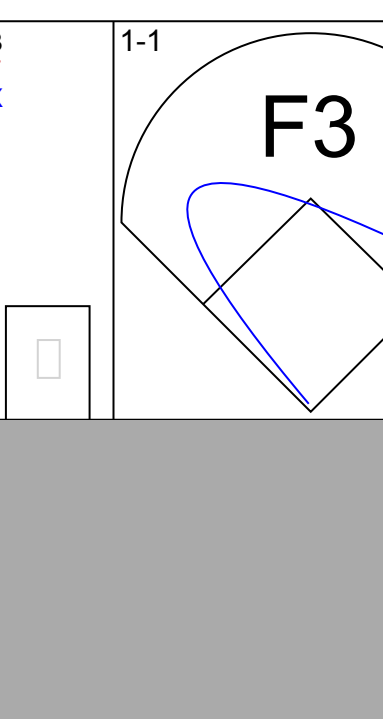
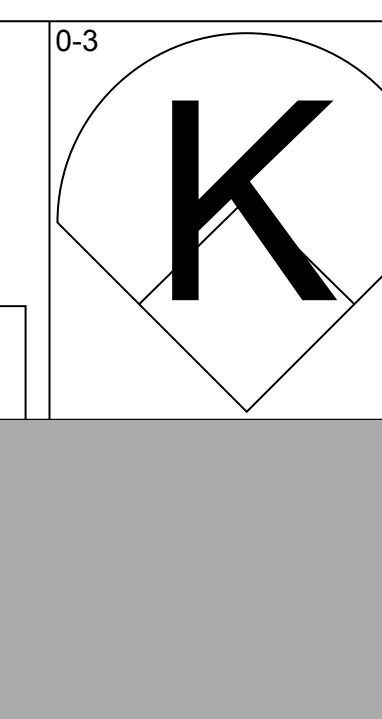
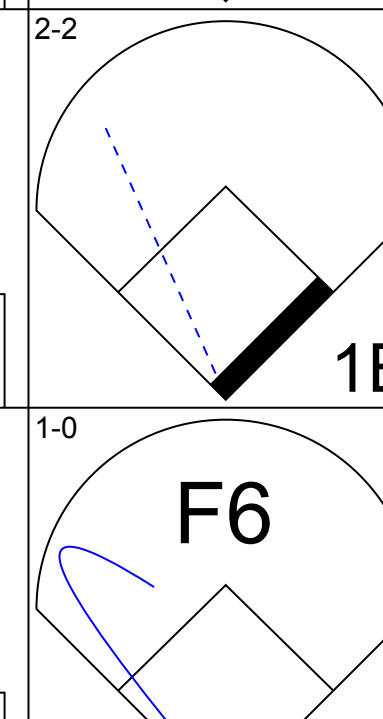
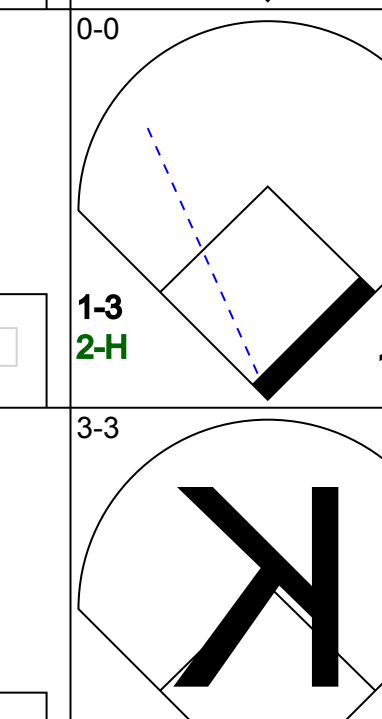





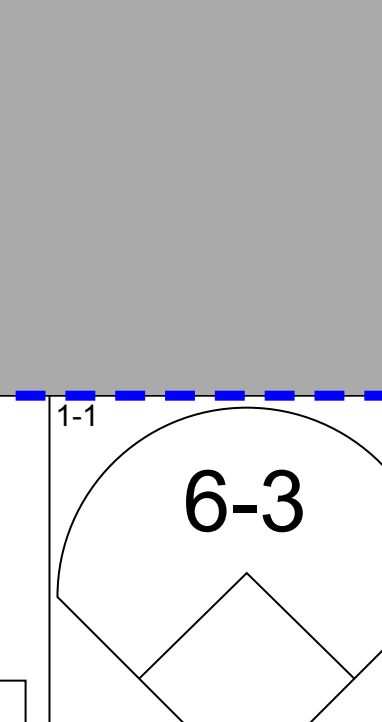

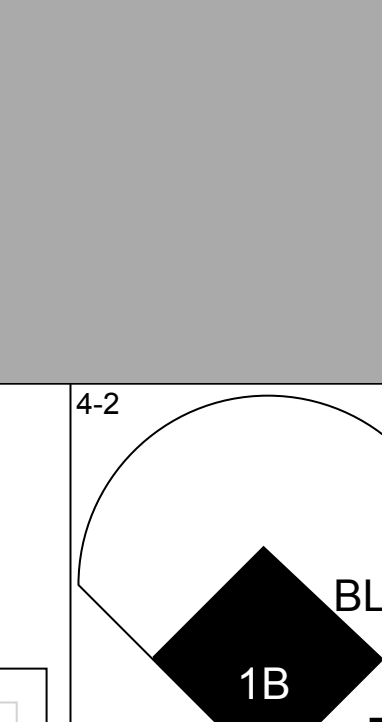
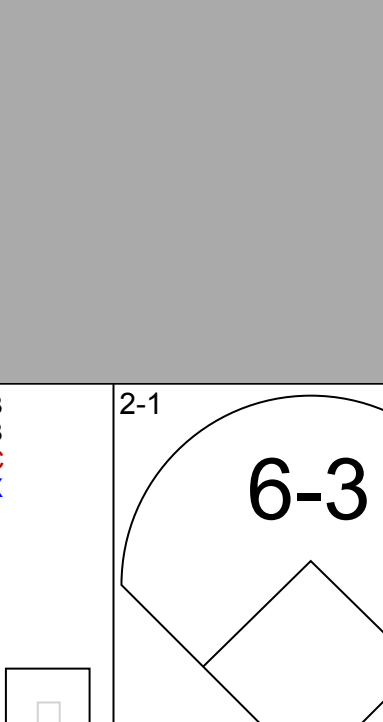
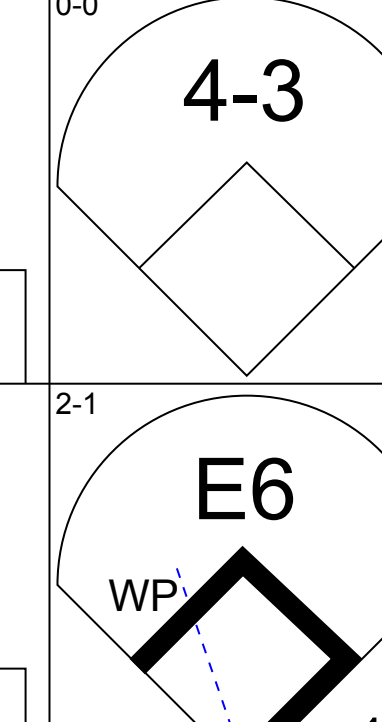
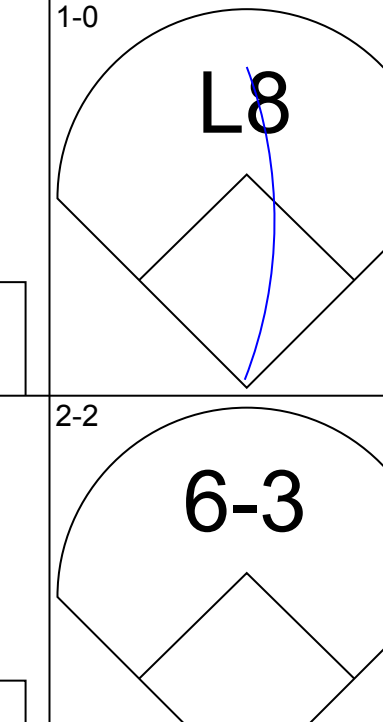
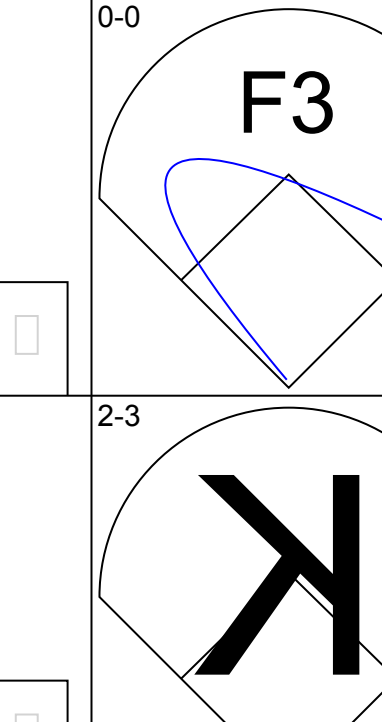
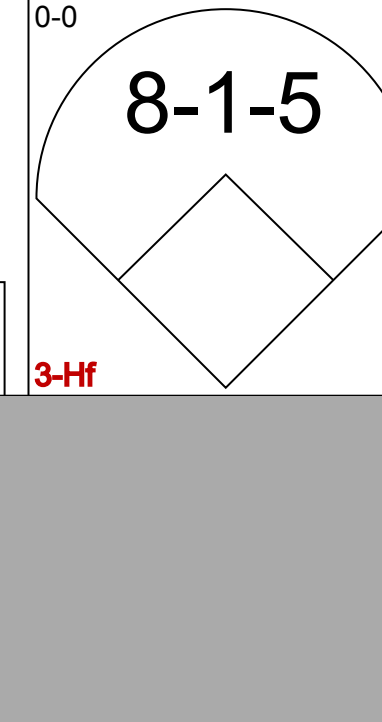
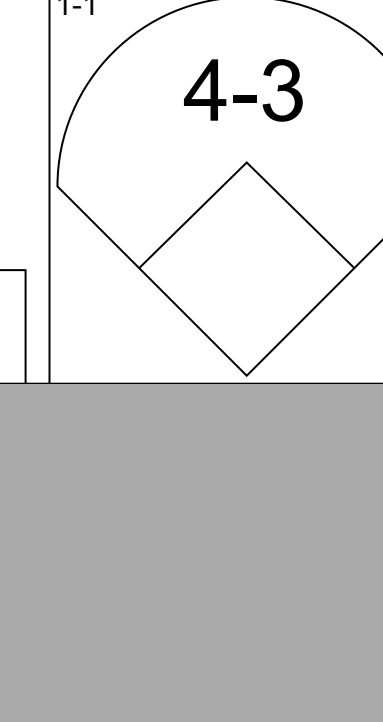
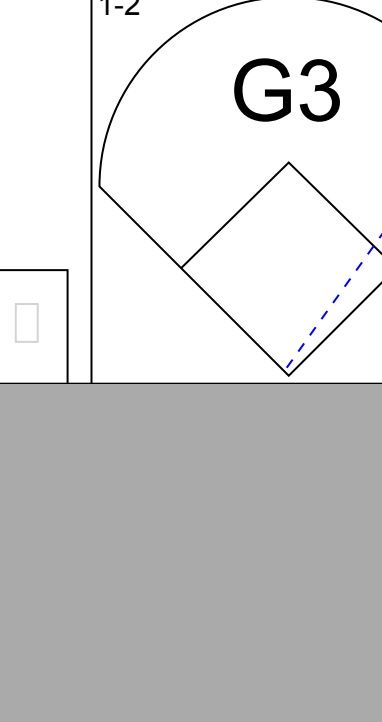


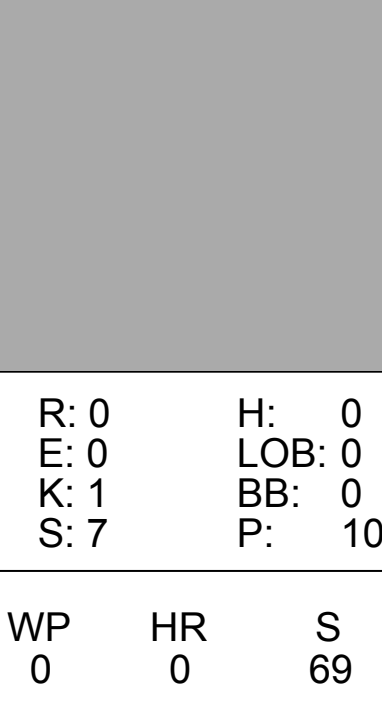
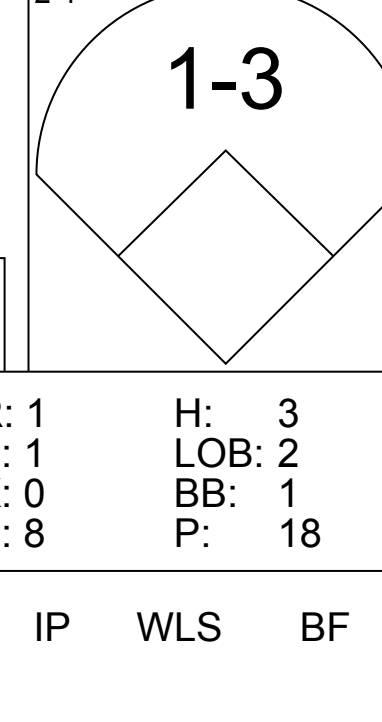
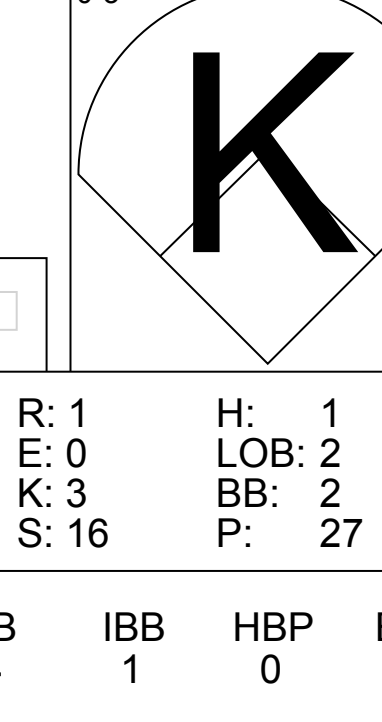
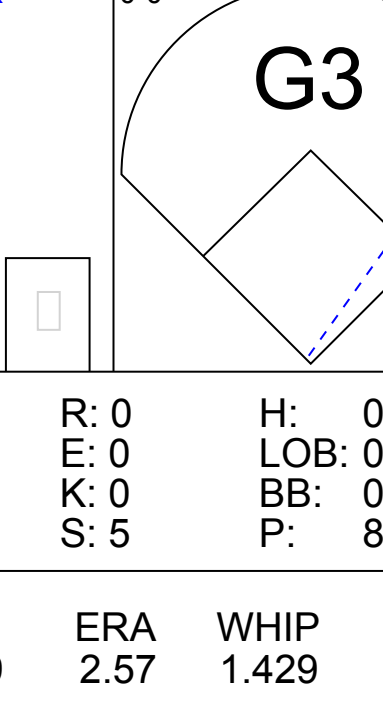
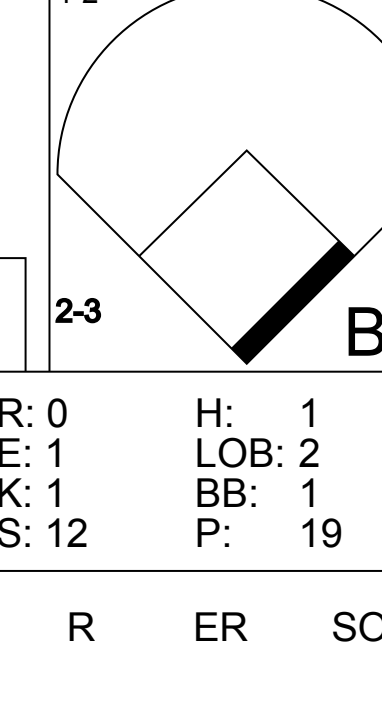
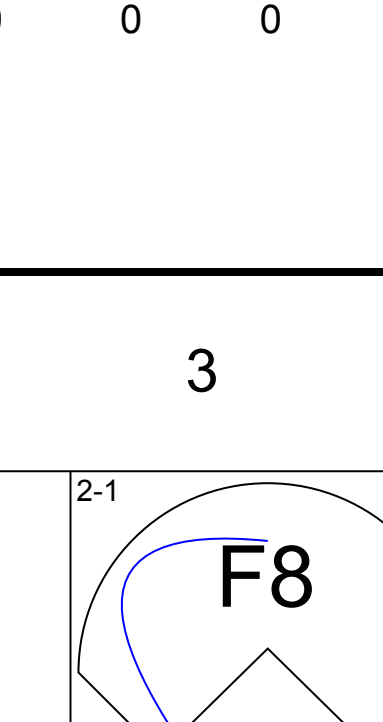
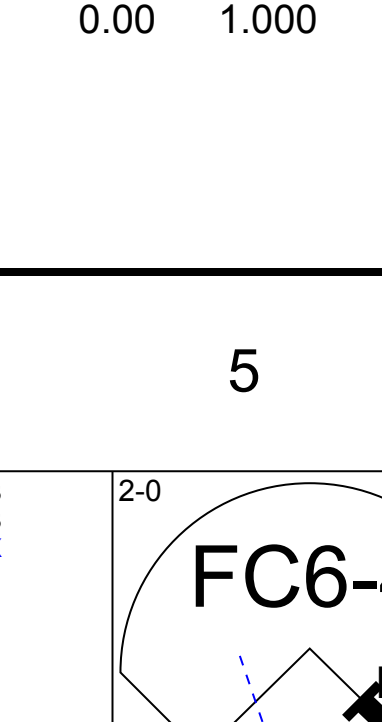
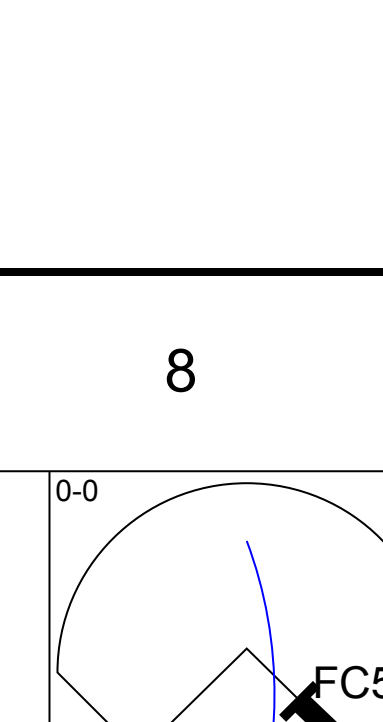
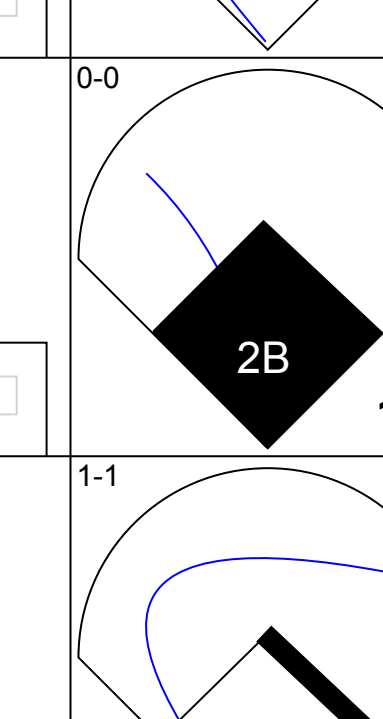
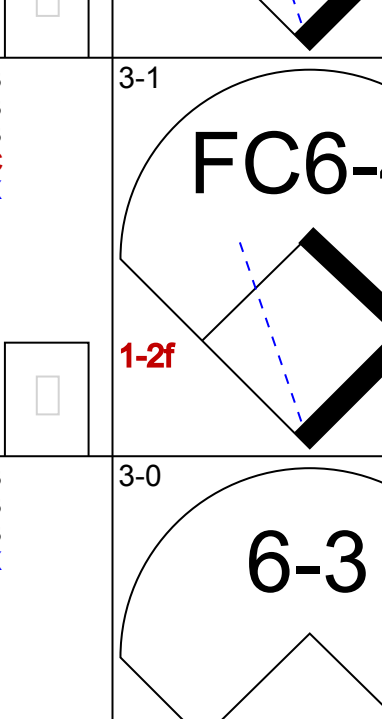
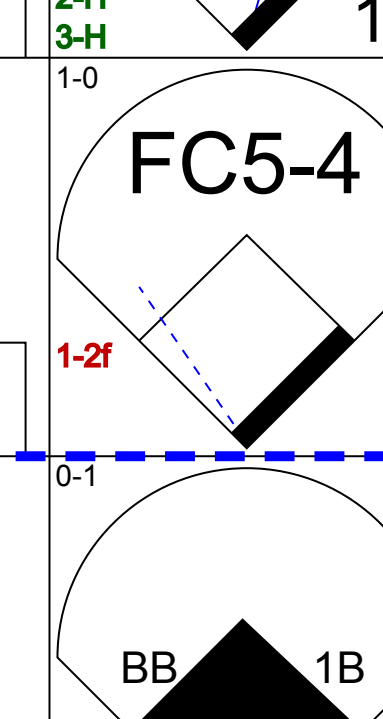


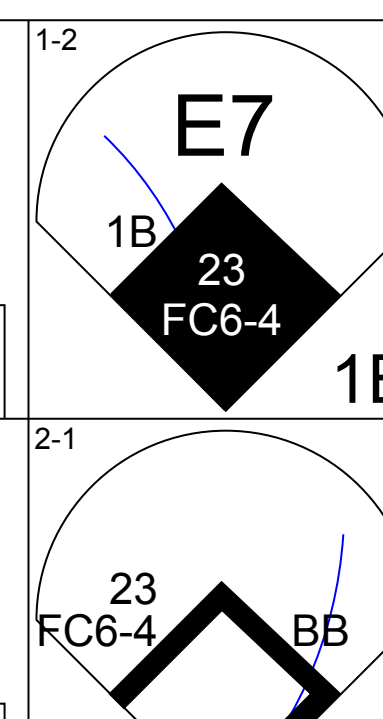
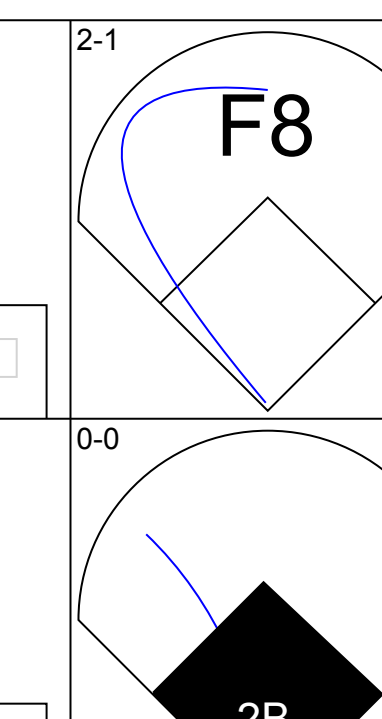
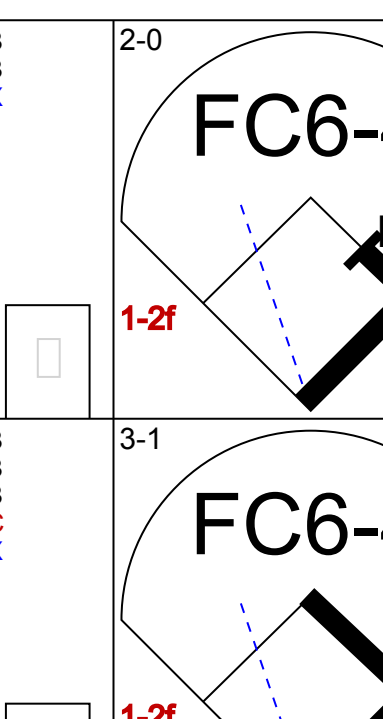
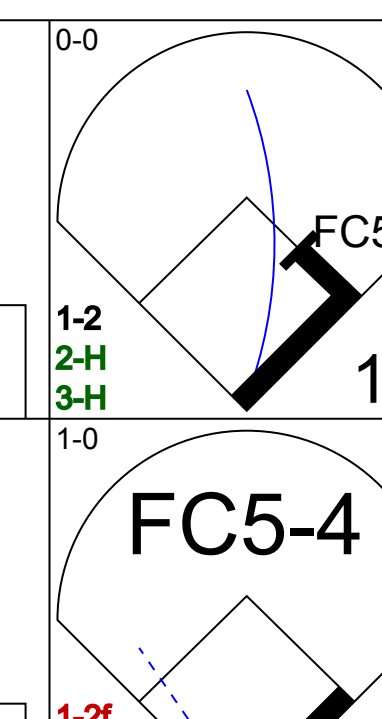
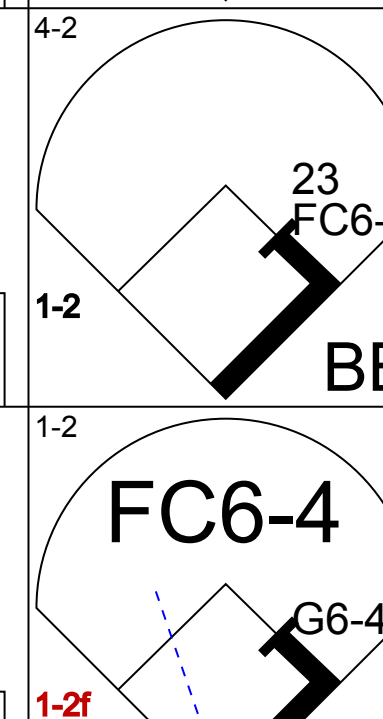
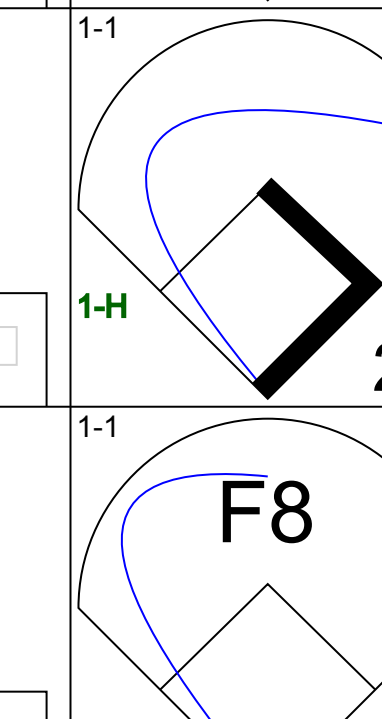
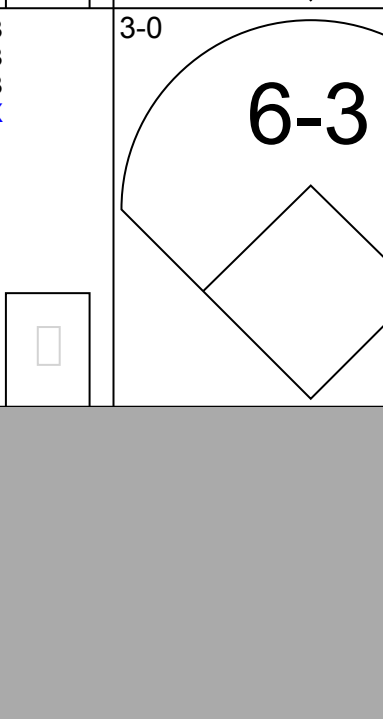
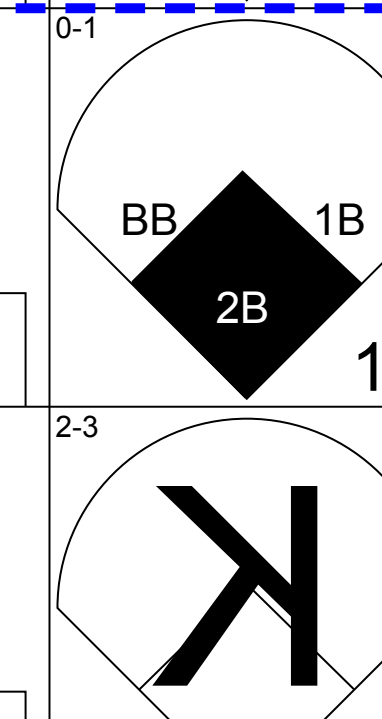
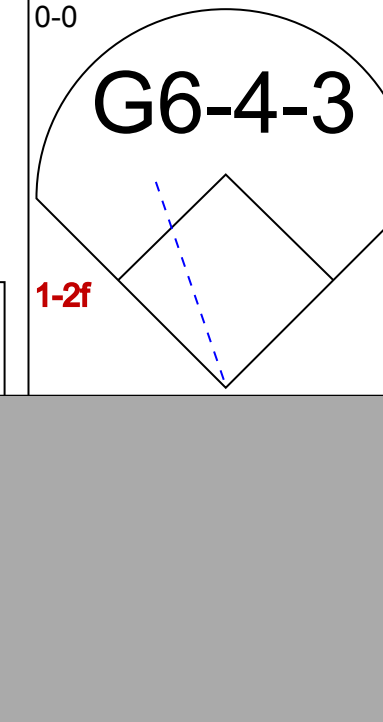


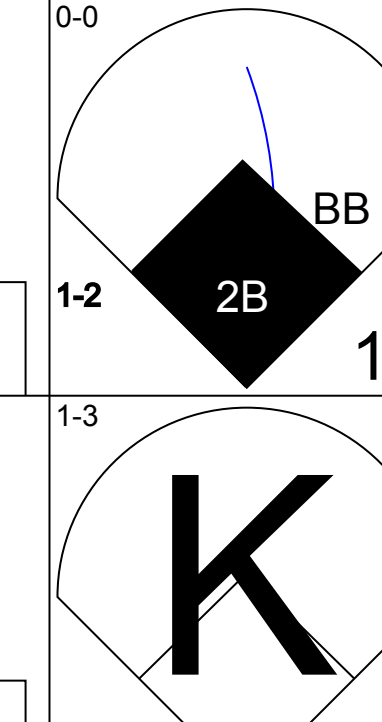



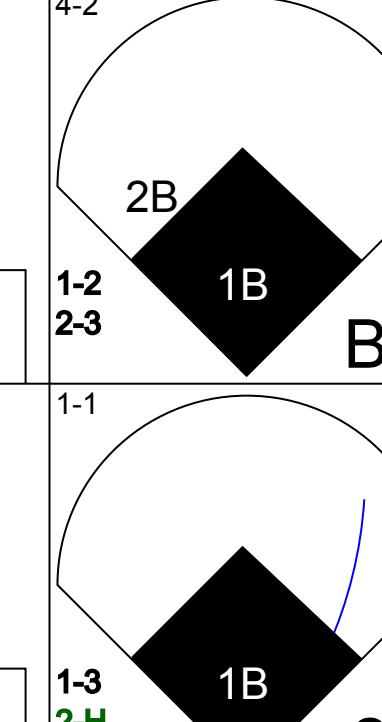

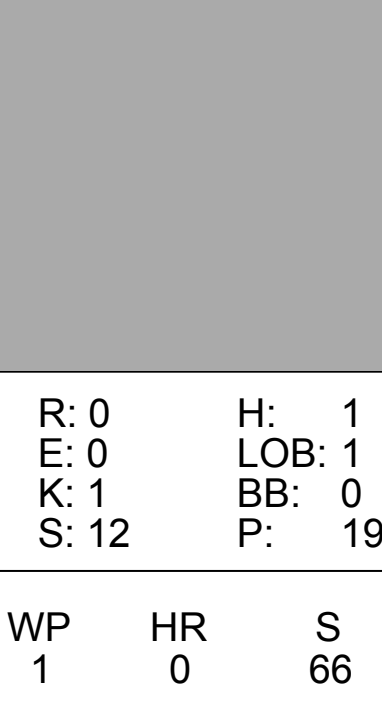
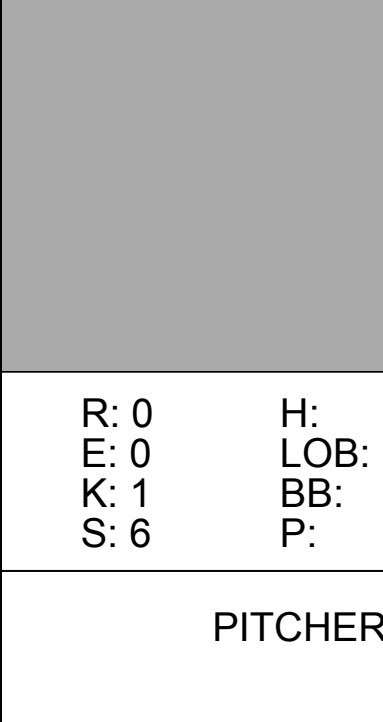
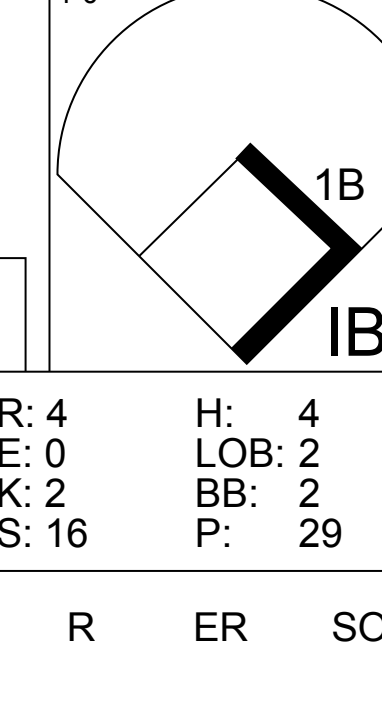
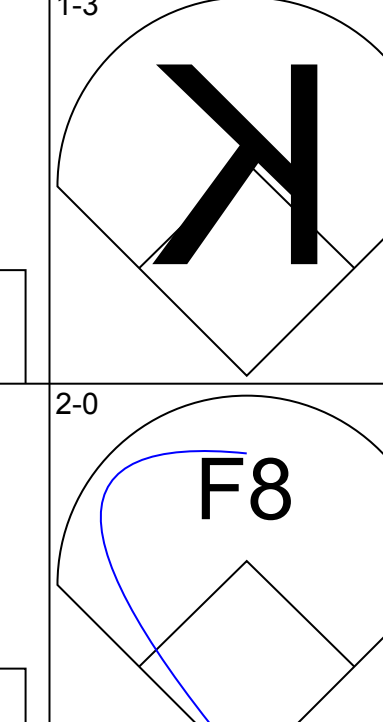
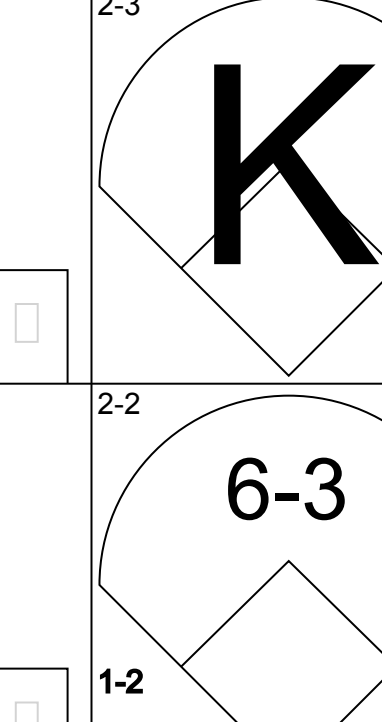

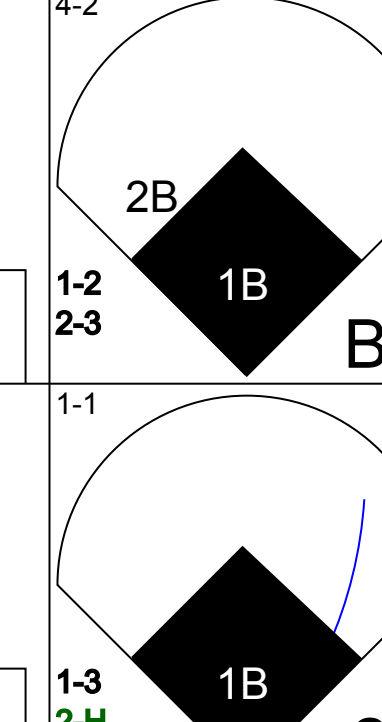

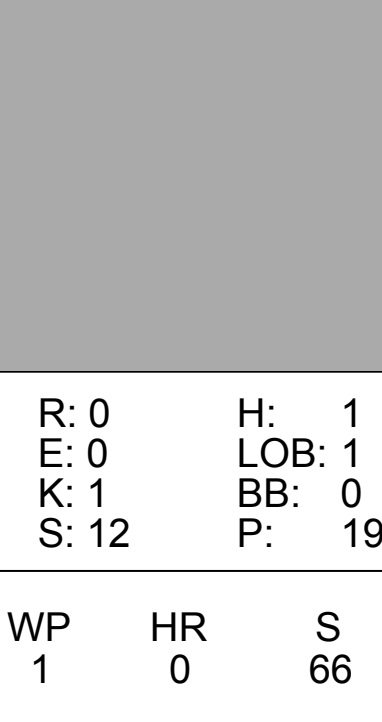
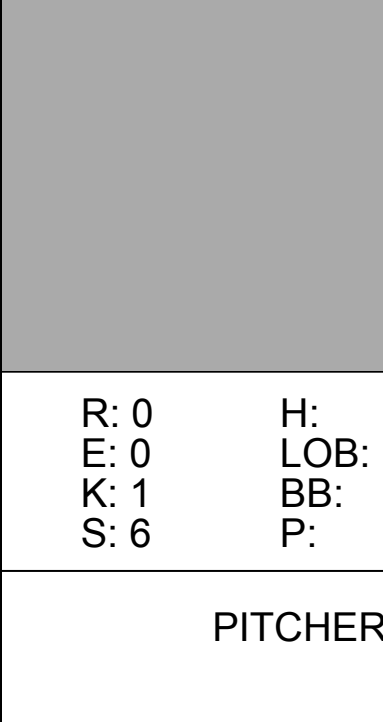
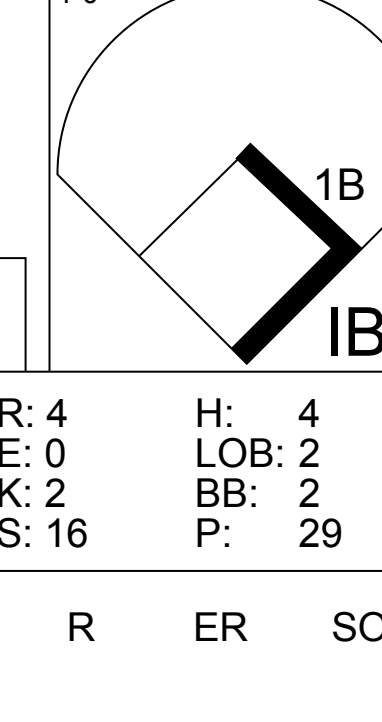





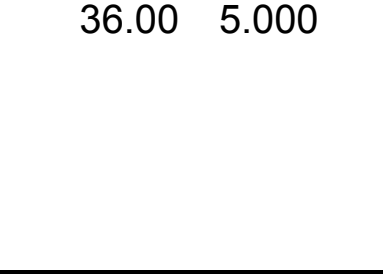

Batter	1	2	3	4	5	6	7	8	9	AB	R	H	RBI	BB	SO	LOB	BOTTOM				
Shawon Dunston, R OBP: 0.309, SLG: 0.437	2-0 F9		0-1 F4		2-2 1-H HR			2-3 K		4	1	1	2	0	1	0					
Rafael Palmeiro, L OBP: 0.358, SLG: 0.468	0-0 1-3		1-2 4-3		1-0 6-3			1-2 L8		4	0	0	0	0	0	0					
Andre Dawson, R OBP: 0.350, SLG: 0.533	0-2 2B 2B		1-2 L5			3-2 F9		0-1 WP 2B		4	0	2	0	0	0	0					
23 Ryne Sandberg, R OBP: 0.329, SLG: 0.451	1-2 1B				0-1 F8		2-3 K	4-0 WP IBB		3	0	1	0	1	1	0					
Vance Law, R OBP: 0.296, SLG: 0.434										3	0	0	0	0	0	2					
Les Lancaster, R OBP: 0.297, SLG: 0.219										0	0	0	0	0	0	0					
Pat Perry, L OBP: 0.397, SLG: 0.355										1	0	0	0	0	0	1					
Frank DiPino, L OBP: 0.333, SLG: 0.333										0	0	0	0	0	0	0					
Jody Davis, R OBP: 0.333, SLG: 0.415		1-2 F8								3	0	1	0	0	0	0					
Darrin Jackson, R OBP: 0.277, SLG: 0.429										0	0	0	0	0	0	0					
Damon Berryhill, S OBP: 0.310, SLG: 0.390										0	0	0	0	0	0	0					
Mark Grace, L OBP: 0.361, SLG: 0.416		3-2 G3				3-3 K		1-0 6-3		3	0	0	0	0	1	1					
Dave Martinez, L OBP: 0.295, SLG: 0.324		1-2 1B				2-2 HR 1B		1-2 5-3		3	1	2	0	0	0	2					
Rick Sutcliffe, L OBP: 0.176, SLG: 0.125										2	0	0	0	0	2	2					
Manny Trillo, R OBP: 0.284, SLG: 0.279										1	0	0	0	0	0	2					
Inning Stats	R: 0 E: 0 K: 0 S: 11	H: 2 LOB: 2 BB: 0 P: 14	R: 0 E: 0 K: 1 S: 15	H: 1 LOB: 0 BB: 0 P: 22	R: 0 E: 0 K: 0 S: 8	H: 0 LOB: 0 BB: 0 P: 10	R: 0 E: 0 K: 0 S: 5	H: 0 LOB: 0 BB: 0 P: 6	R: 2 E: 0 K: 2 S: 14	H: 2 LOB: 0 BB: 0 P: 23	R: 0 E: 0 K: 1 S: 10	H: 0 LOB: 0 BB: 0 P: 15	R: 0 E: 0 K: 0 S: 10	H: 1 LOB: 2 BB: 0 P: 16	R: 0 E: 0 K: 2 S: 11	H: 1 LOB: 2 BB: 1 P: 19	1B: 5 2B: 1 3B: 0 HR: 1	SF: 0 SAC: 0 DP: 0 HBP: 0	WP: 1 PB: 0 SB: 3 CS: 0	PA: 32	
PITCHER	IP WLS BF H R ER SO BB IBB HBP BLK WP HR S P ERA WHIP	IP WLS BF H R ER SO BB IBB HBP BLK WP HR S P ERA WHIP	IP WLS BF H R ER SO BB IBB HBP BLK WP HR S P ERA WHIP	IP WLS BF H R ER SO BB IBB HBP BLK WP HR S P ERA WHIP	IP WLS BF H R ER SO BB IBB HBP BLK WP HR S P ERA WHIP	IP WLS BF H R ER SO BB IBB HBP BLK WP HR S P ERA WHIP	IP WLS BF H R ER SO BB IBB HBP BLK WP HR S P ERA WHIP	IP WLS BF H R ER SO BB IBB HBP BLK WP HR S P ERA WHIP	IP WLS BF H R ER SO BB IBB HBP BLK WP HR S P ERA WHIP	IP WLS BF H R ER SO BB IBB HBP BLK WP HR S P ERA WHIP	IP WLS BF H R ER SO BB IBB HBP BLK WP HR S P ERA WHIP	IP WLS BF H R ER SO BB IBB HBP BLK WP HR S P ERA WHIP	IP WLS BF H R ER SO BB IBB HBP BLK WP HR S P ERA WHIP	IP WLS BF H R ER SO BB IBB HBP BLK WP HR S P ERA WHIP	IP WLS BF H R ER SO BB IBB HBP BLK WP HR S P ERA WHIP	IP WLS BF H R ER SO BB IBB HBP BLK WP HR S P ERA WHIP	IP WLS BF H R ER SO BB IBB HBP BLK WP HR S P ERA WHIP	IP WLS BF H R ER SO BB IBB HBP BLK WP HR S P ERA WHIP	IP WLS BF H R ER SO BB IBB HBP BLK WP HR S P ERA WHIP	IP WLS BF H R ER SO BB IBB HBP BLK WP HR S P ERA WHIP	IP WLS BF H R ER SO BB IBB HBP BLK WP HR S P ERA WHIP

Philadelphia Phillies @ Chicago Cubs
Wrigley Field, Chicago, IL
Mon Jun 27 1988, 3:33 AM CDT
Att: 27,945 - Sunny

AB 31
R 2
H 7
RBI 2
BB 1
SO 6
LOB 11



Batter	1	2	3	4	5	6	7	8	9	AB	R	H	RBI	BB	SO	LOB	TOP					
Juan Samuel, R (1,4) OBP: 0.297, SLG: 0.374										5	1	1	0	0	3	3	Philadelphia Phillies @ Chicago Cubs Wrigley Field, Chicago, IL Tue Jun 28 1988, 3:33 AM CDT Att: 32,271 - Sunny					
Von Hayes, L (1,3) OBP: 0.355, SLG: 0.422										4	0	2	0	1	0							
Mike Schmidt, R (1,5) OBP: 0.325, SLG: 0.362										5	0	3	2	0	0	1						
Lance Parrish, R (1,2) OBP: 0.319, SLG: 0.424										3	1	0	0	2	2	4						
Chris James, R (1,9)										4	1	0	0	1	0	4						
Phil Bradley, R (1,7) OBP: 0.325, SLG: 0.312										4	0	0	0	0	1	2						
Milt Thompson, L (1,8) OBP: 0.336, SLG: 0.322										4	0	1	2	0	0	0						
Steve Jeltz, S (1,6) OBP: 0.368, SLG: 0.333										3	1	1	0	1	0	2						
Don Carman, L (1,1)										3	0	0	0	0	1	1						
Bruce Ruffin, S (7,1) OBP: 0.161, SLG: 0.133 Mike Young, S (6,PH) OBP: 0.321, SLG: 0.388 Steve Bedrosian, R (8,1)										0	0	0	0	0	0	0						
Inning Stats	R: 0 E: 0 K: 1 S: 10	H: 1 LOB: 1 BB: 0 P: 15	R: 0 E: 0 K: 0 S: 8	H: 0 LOB: 0 BB: 0 P: 12	R: 1 E: 0 K: 3 S: 16	H: 1 LOB: 2 BB: 2 P: 27	R: 0 E: 0 K: 1 S: 7	H: 0 LOB: 0 BB: 0 P: 10	R: 0 E: 0 K: 0 S: 5	H: 0 LOB: 0 BB: 0 P: 8	R: 2 E: 1 K: 0 S: 15	H: 1 LOB: 2 BB: 2 P: 29	R: 1 E: 1 K: 0 S: 8	H: 3 LOB: 2 BB: 1 P: 18	R: 0 E: 1 K: 1 S: 12	H: 1 LOB: 2 BB: 1 P: 19	R: 0 E: 0 K: 1 S: 8	H: 1 LOB: 1 BB: 0 P: 13	1B: 7 2B: 2 3B: 0 HR: 0	SF: 0 SAC: 0 DP: 1 HBP: 0	WP: 1 PB: 0 SB: 0 CS: 0	PA: 41
PITCHER	IP	WLS	BF	H	R	ER	SO	BB	IBB	HBP	BLK	WP	HR	S	P	ERA	WHIP					
Greg Maddux, R (1,1) ERA: 2.16	7.0		32	6	4	2	5	4	1	0	1	0	0	69	119	2.57	1.429					
Mike Capel, R (8,1) ERA: 3.09	1.0	W	5	1	0	0	1	1	0	0	0	1	0	12	19	0.00	2.000					
Les Lancaster, R (9,1) ERA: 3.0	1.0	S	4	1	0	0	1	0	0	0	0	0	0	8	13	0.00	1.000					

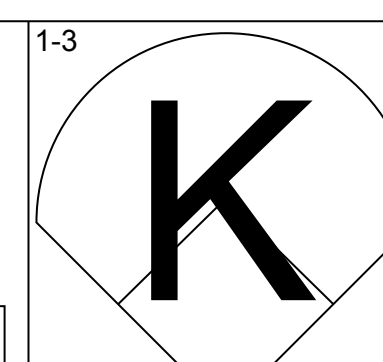
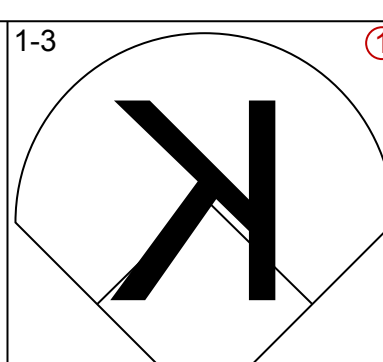
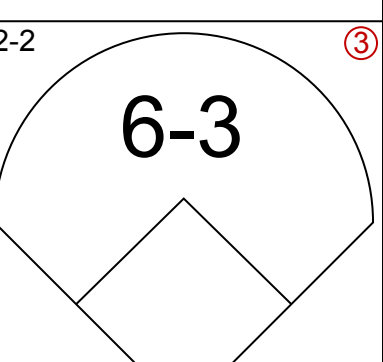
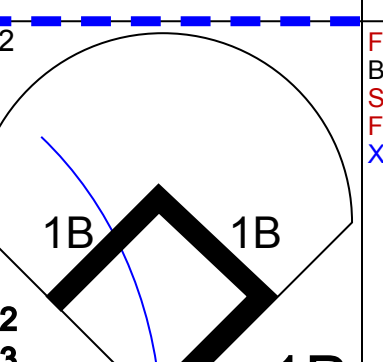
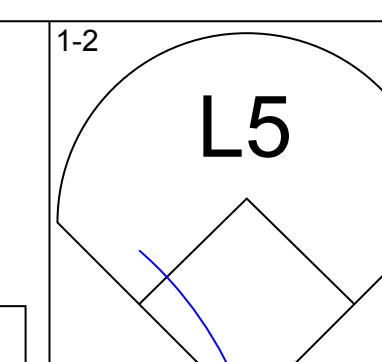
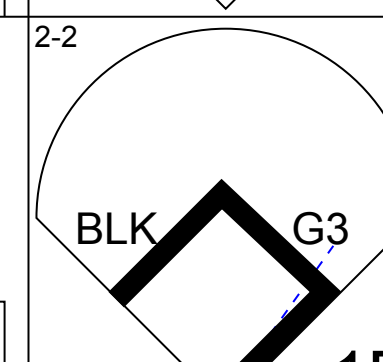
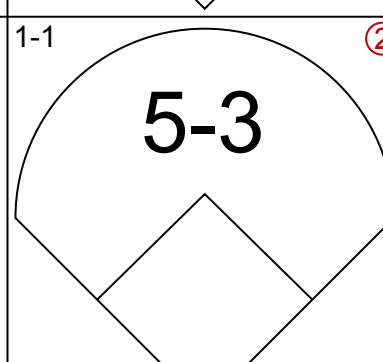
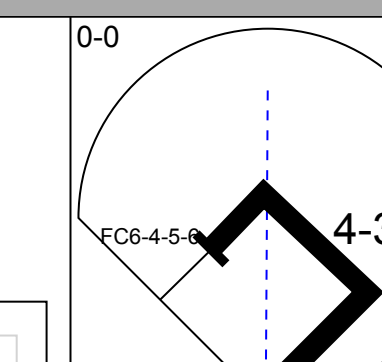
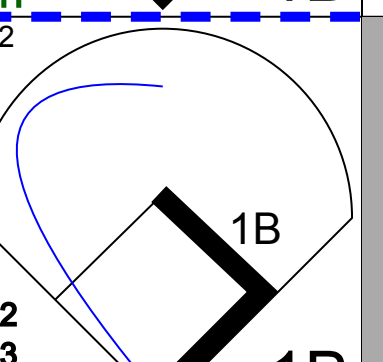
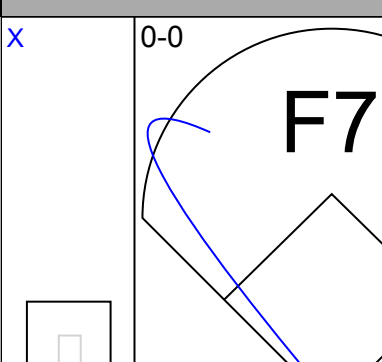
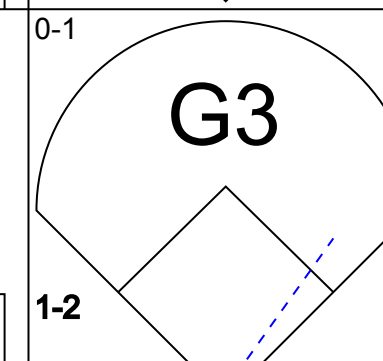
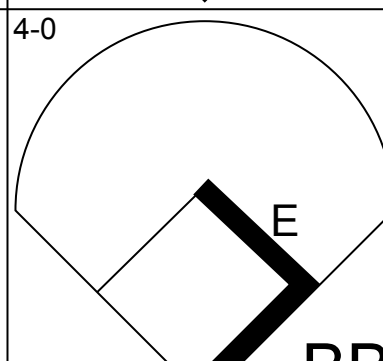
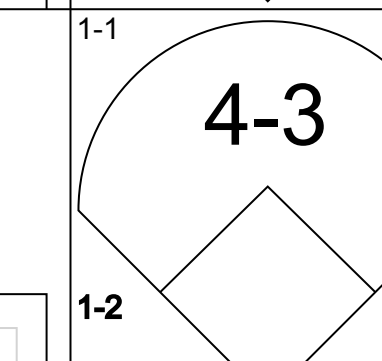
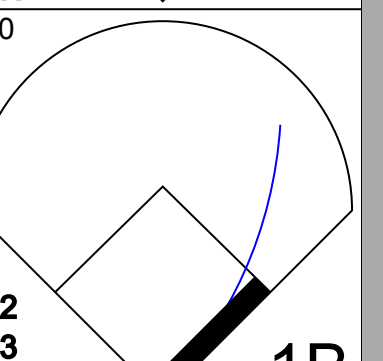
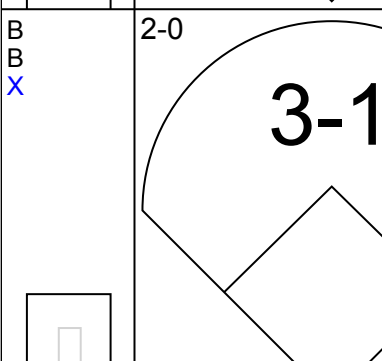
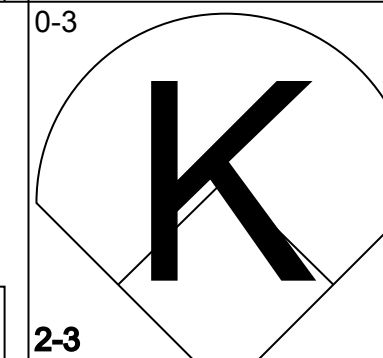
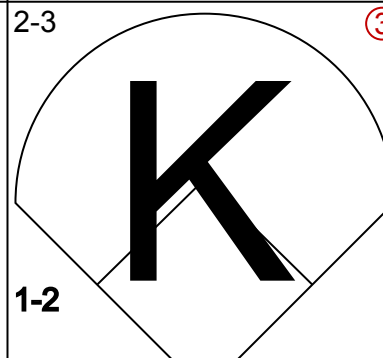
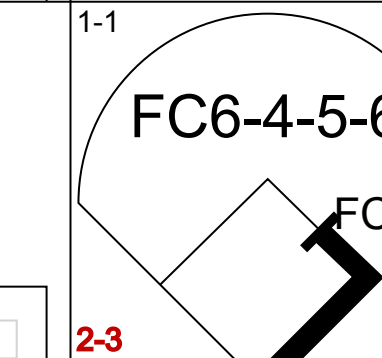
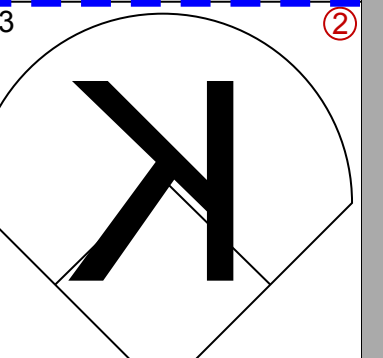
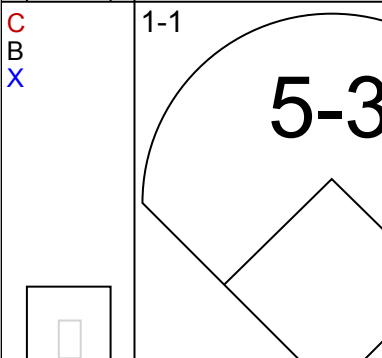
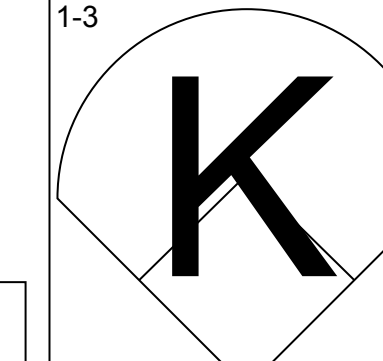
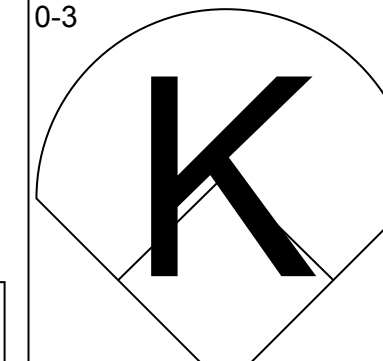
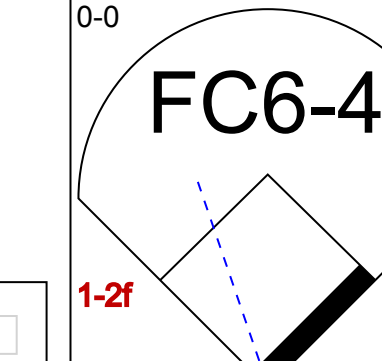
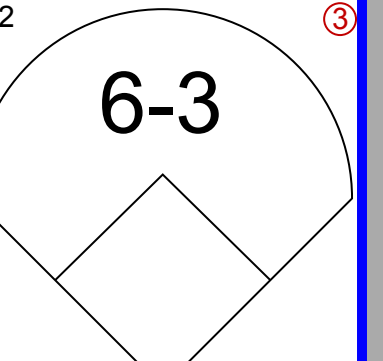
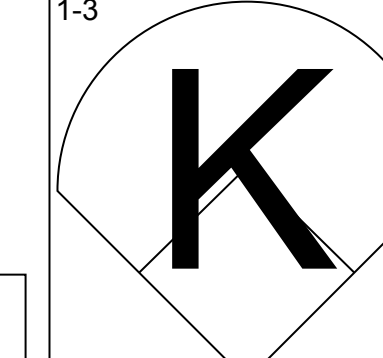
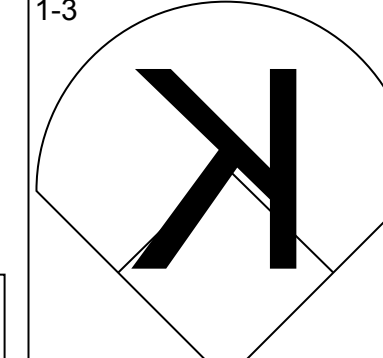
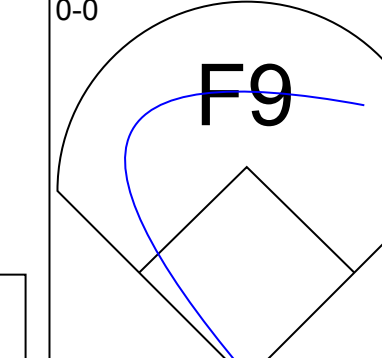
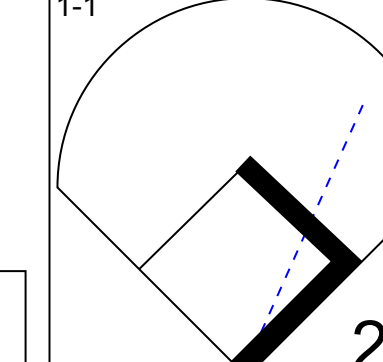
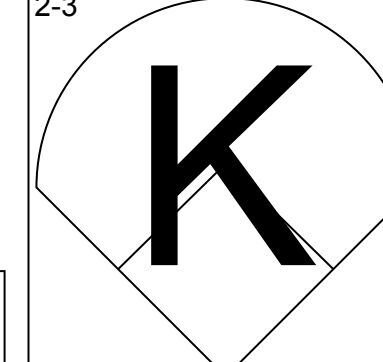
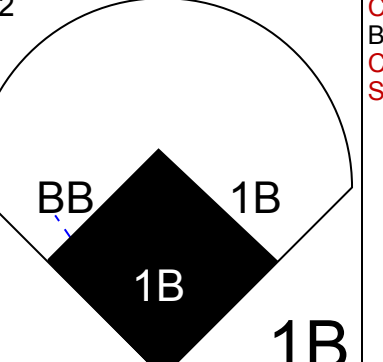
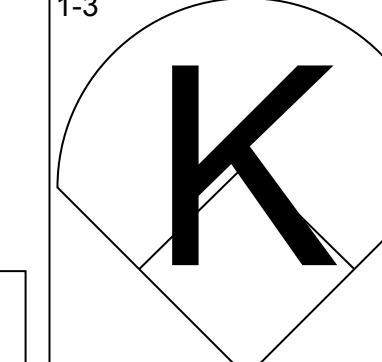
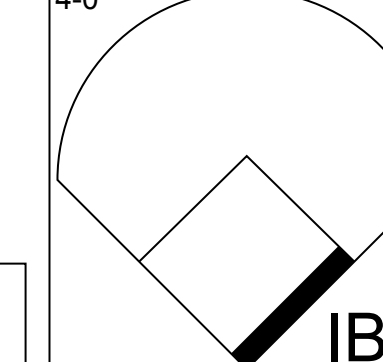
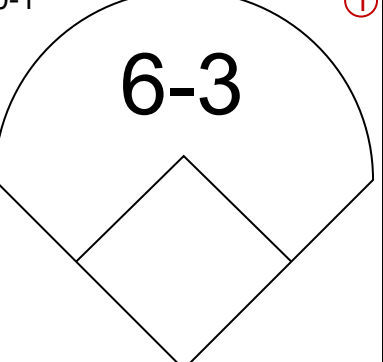
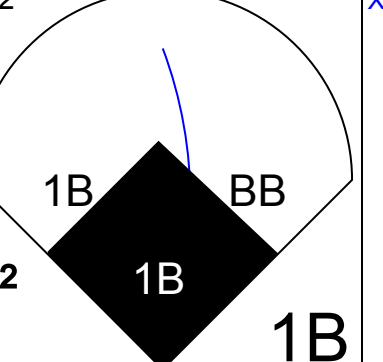
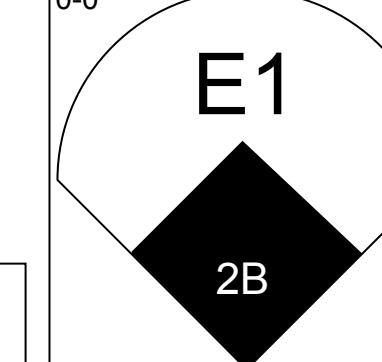
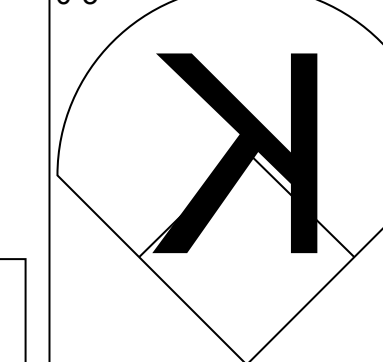
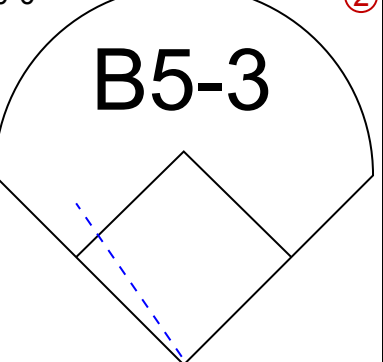
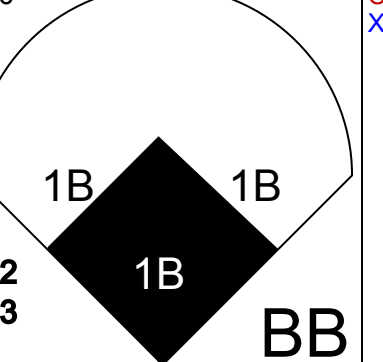
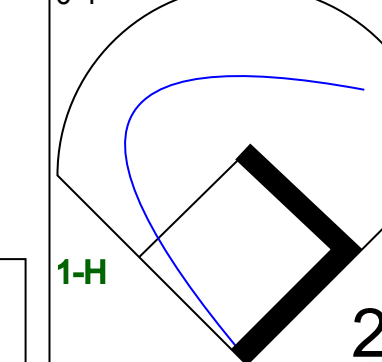
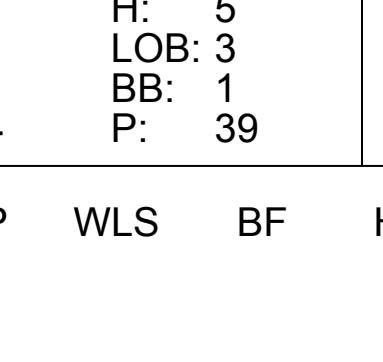
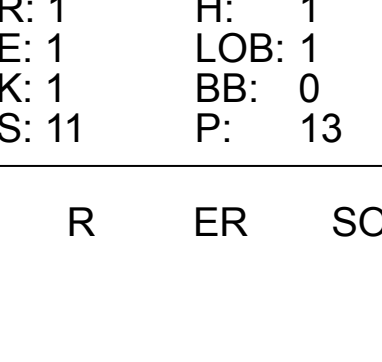
Batter	1	2	3	4	5	6	7	8	9	AB	R	H	RBI	BB	SO	LOB	BOTTOM					
Shawon Dunston, R (1,6) OBP: 0.314, SLG: 0.440										5	1	3	2	0	0	1	Philadelphia Phillies @ Chicago Cubs Wrigley Field, Chicago, IL Tue Jun 28 1988, 3:33 AM CDT Att: 32,271 - Sunny					
Rafael Palmeiro, L (1,7) OBP: 0.359, SLG: 0.467										5	1	2	0	0	0	5						
Andre Dawson, R (1,9) OBP: 0.355, SLG: 0.538										3	1	2	1	1	0	1						
23 Ryne Sandberg, R (1,4) OBP: 0.325, SLG: 0.445										4	0	0	1	0	1	4						
Vance Law, R (1,5) OBP: 0.364, SLG: 0.431										4	1	1	0	0	1	2						
Jody Davis, R (1,2) OBP: 0.332, SLG: 0.411										4	0	1	0	0	2	2						
Manny Trillo, R (1,3) OBP: 0.273, SLG: 0.268 Mark Grace, L (6,PH) OBP: 0.364, SLG: 0.416 (9,3)										3	0	0	0	0	2	1						
Dave Martinez, L (1,8) OBP: 0.294, SLG: 0.327										4	1	1	2	0	0	1						
Greg Maddux, R (1,1) OBP: 0.167, SLG: 0.204 Darrin Jackson, R (7,PH) OBP: 0.284, SLG: 0.434 Mike Capel, R (8,1) Jerry Mumphrey, S (8,PH) OBP: 0.186, SLG: 0.150 Les Lancaster, R (9,1)										2	0	1	0	0	0	0						
Inning Stats	R: 1 E: 1 K: 0 S: 14	H: 2 LOB: 1 BB: 1 P: 22	R: 0 E: 0 K: 2 S: 9	H: 0 LOB: 0 BB: 0 P: 14	R: 1 E: 0 K: 0 S: 9	H: 2 LOB: 1 BB: 0 P: 13	R: 0 E: 0 K: 1 S: 12	H: 1 LOB: 0 BB: 0 P: 19	R: 0 E: 1 K: 0 S: 7	H: 1 LOB: 1 BB: 0 P: 16	R: 0 E: 0 K: 1 S: 6	H: 0 LOB: 0 BB: 0 P: 10	R: 0 E: 0 K: 0 S: 11	H: 2 LOB: 2 BB: 0 P: 19	R: 4 E: 0 K: 2 S: 16	H: 4 LOB: 2 BB: 2 P: 29		R: 0 E: 0 K: 2 S: 8	H: 0 LOB: 0 BB: 0 P: 13	1B: 10 2B: 2 3B: 0 HR: 0	SF: 0 SAC: 0 DP: 1 HBP: 0	WP: 1 PB: 0 SB: 0 CS: 0
PITCHER	IP	WLS	BF	H	R	ER	SO	BB	IBB	HBP	BLK	WP	HR	S	P	ERA	WHIP					
Don Carman, L (1,1) ERA: 4.87	6.2		27	2	2	2	4	1	0	0	0	0	0	66	109	2.70	1.200					
Bruce Ruffin, L (7,1) ERA: 3.97	0.1		2	1	0	0	0	0	0	0	0	0	0	2	4	0.00	3.000					
Steve Bedrosian, R (8,1) ERA: 4.3	1.0	L	9	4	4	4	2	1	1	0	0	0	0	16	29	36.00	5.000					

AB	35
R	4
H	8
RBI	4
BB	6
SO	7
LOB	17



AB	35
R	6
H	12
RBI	6
BB	3
SO	6
LOB	17

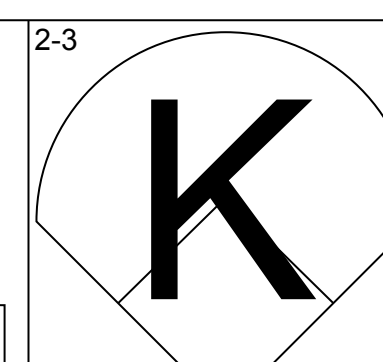
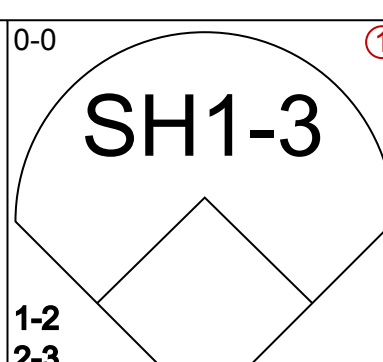
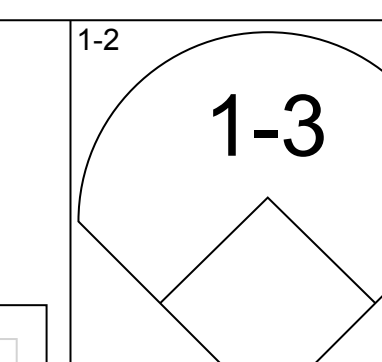
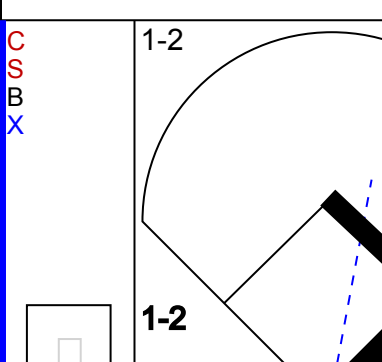
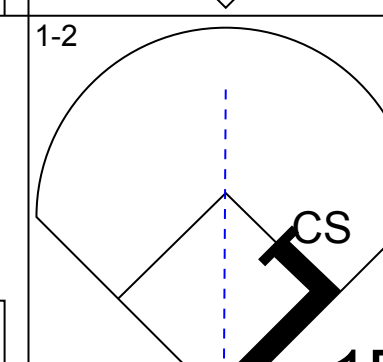
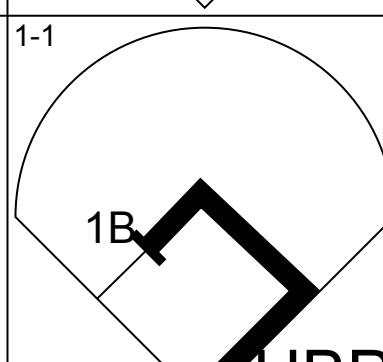
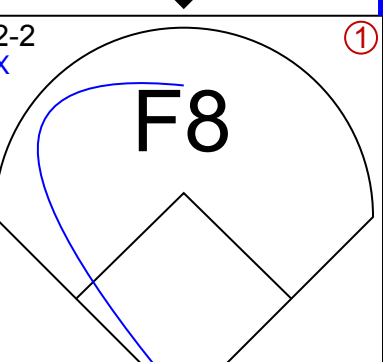
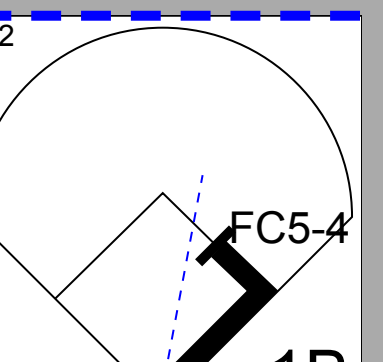
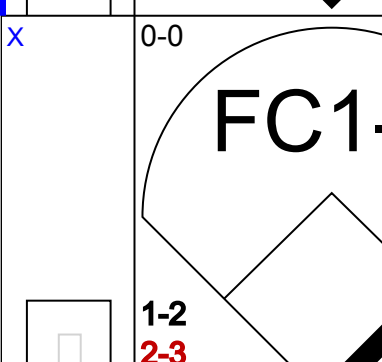
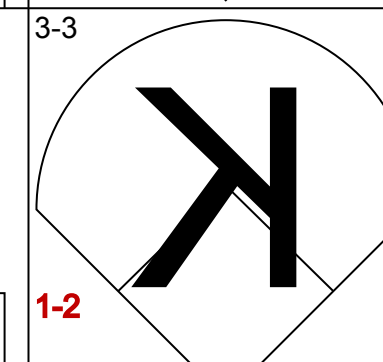
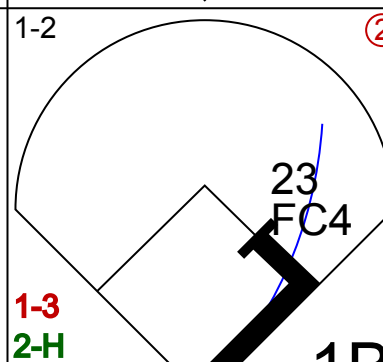
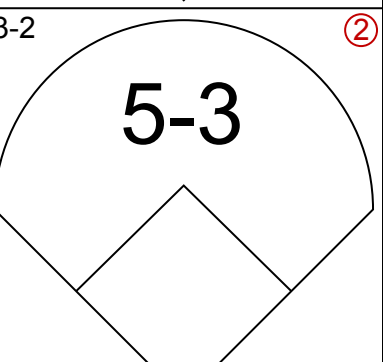
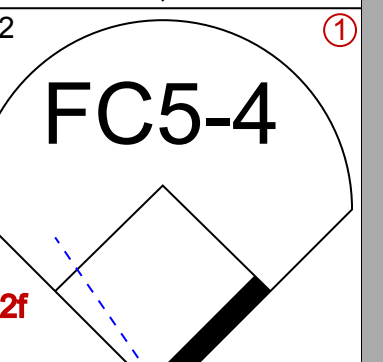
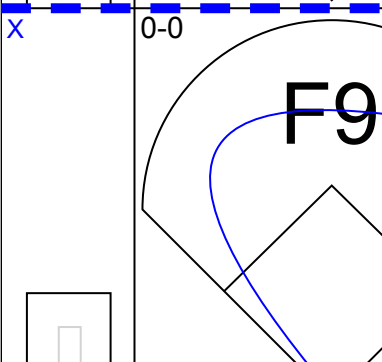
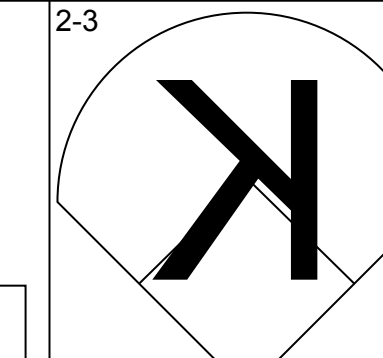
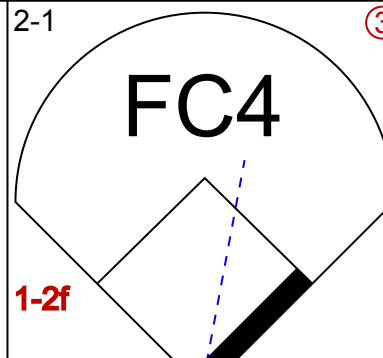
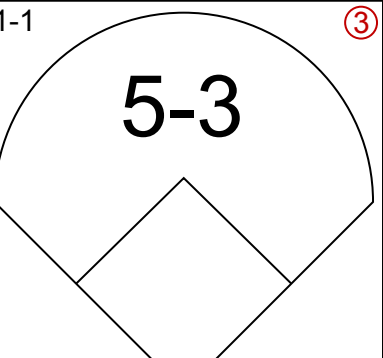
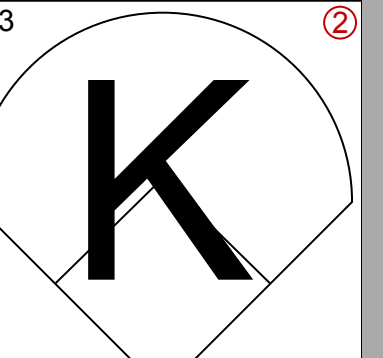
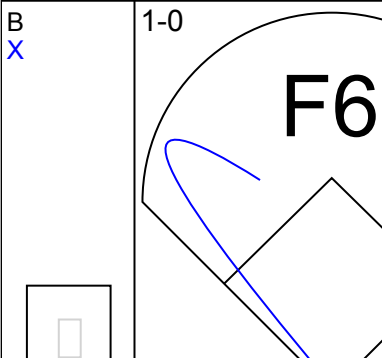
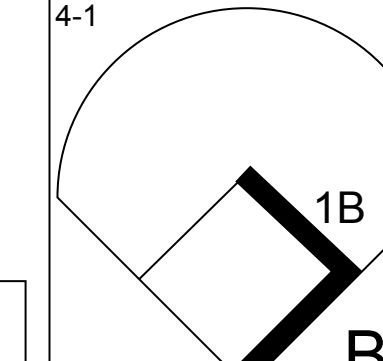
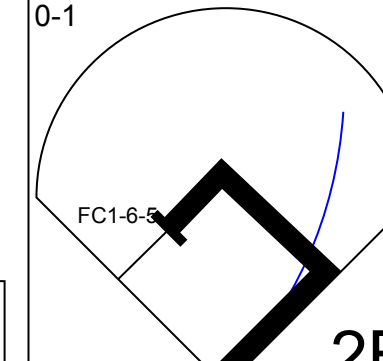
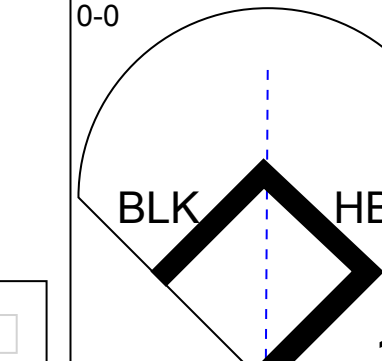
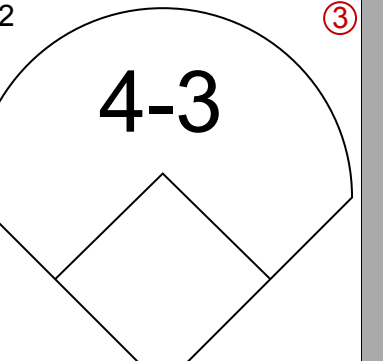
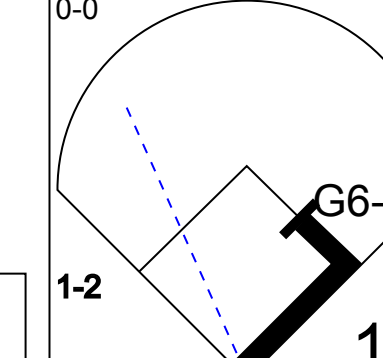
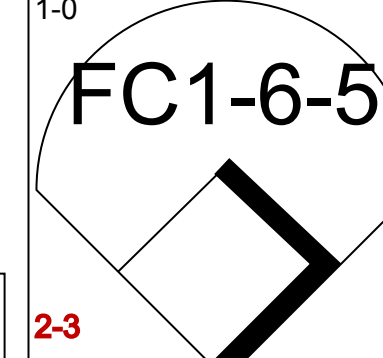
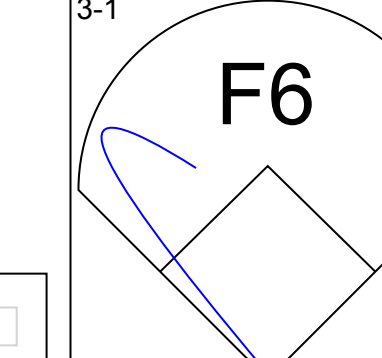
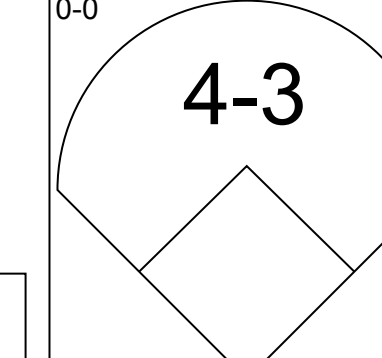
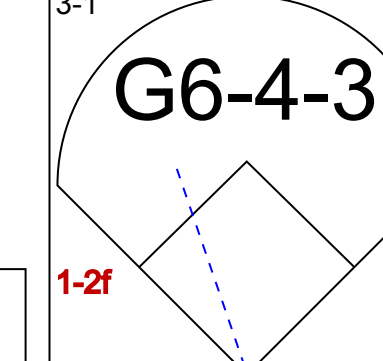
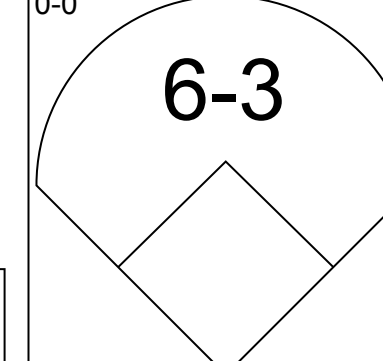
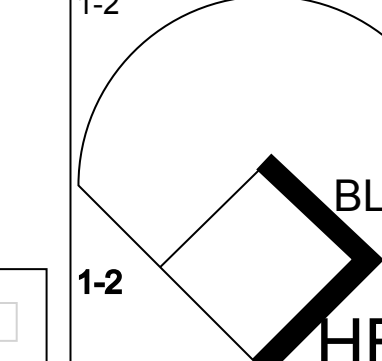
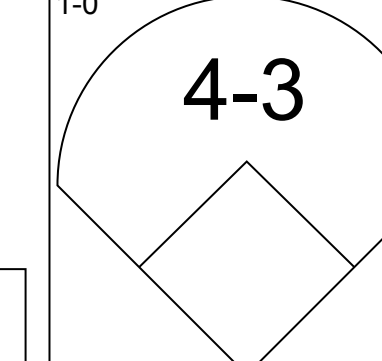
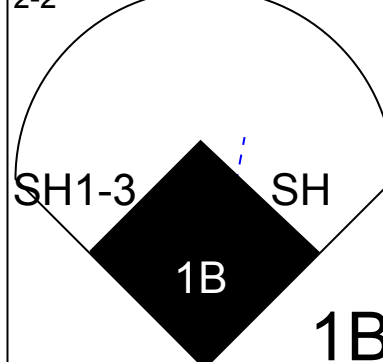
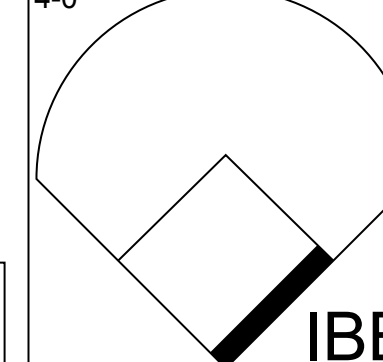
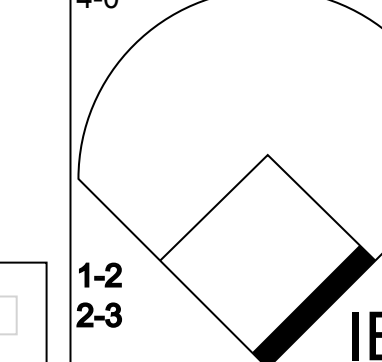
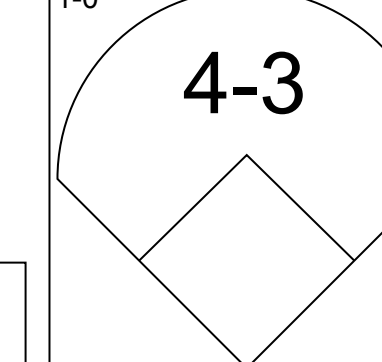
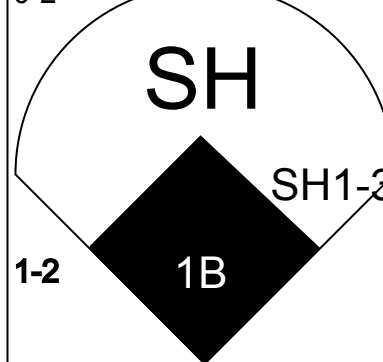
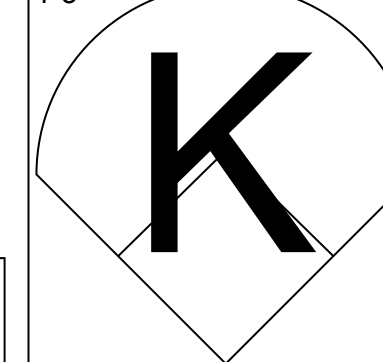
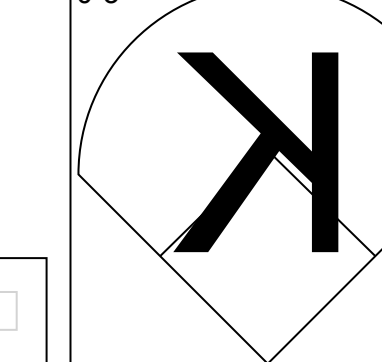
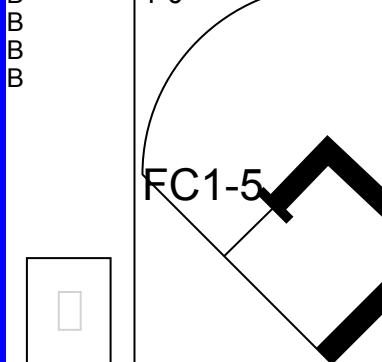


Batter	1	2	3	4	5	6	7	8	9	AB	R	H	RBI	BB	SO	LOB	TOP			
Juan Samuel, R OBP: 0.296, SLG: 0.371											5	0	1	1	0	2	1			
Milt Thompson, L OBP: 0.348, SLG: 0.327 Bob Dernier, R OBP: 0.400, SLG: 0.359											3	0	2	0	0	0	0			
Von Hayes, L OBP: 0.356, SLG: 0.419											4	0	1	1	1	0	2			
Mike Schmidt, R OBP: 0.320, SLG: 0.355											5	0	0	0	0	3	6			
Chris James, R OBP: 0.298, SLG: 0.436 Bruce Ruffin, S OBP: 0.161, SLG: 0.133 Steve Bedrosian, R OBP: 0.321, SLG: 0.307											4	0	0	0	0	2	4			
Phil Bradley, R OBP: 0.321, SLG: 0.307											4	0	0	0	0	3	0			
Darren Daulton, L OBP: 0.297, SLG: 0.281											4	1	2	0	0	2	0			
Steve Jeltz, S OBP: 0.371, SLG: 0.333											3	2	1	0	1	0	0			
Mike Maddux, L OBP: 0.338, SLG: 0.412											2	0	0	0	0	1	2			
Mike Young, S OBP: 0.338, SLG: 0.412											1	1	1	1	1	0	0			
Inning Stats	R: 0 E: 0 K: 2 S: 12	H: 1 LOB: 1 BB: 0 P: 15	R: 0 E: 0 K: 3 S: 12	H: 1 LOB: 2 BB: 1 P: 19	R: 0 E: 1 K: 2 S: 9	H: 0 LOB: 1 BB: 1 P: 17	R: 0 E: 0 K: 3 S: 12	H: 0 LOB: 0 BB: 0 P: 15	R: 0 E: 0 K: 0 S: 6	H: 1 LOB: 1 BB: 0 P: 8	R: 3 E: 0 K: 2 S: 24	H: 5 LOB: 3 BB: 1 P: 39	R: 1 E: 1 K: 1 S: 11	H: 1 LOB: 1 BB: 0 P: 13	R: 0 E: 0 K: 0 S: 4	H: 0 LOB: 0 BB: 0 P: 7	1B: 7 2B: 2 3B: 0 HR: 0	SF: 0 SAC: 0 DP: 0 HBP: 0	WP: 0 PB: 0 SB: 0 CS: 0	PA: 40
PITCHER	IP WLS BF H R ER SO BB IBB HBP BLK WP HR S P ERA WHIP																			
Calvin Schiraldi, R ERA: 4.21	6.1 L 27 5 3 3 11 2 1 0 1 0 0 68 101 4.26 1.105																			
Les Lancaster, R ERA: 3.0	0.0 1 1 0 0 0 0 0 0 0 0 0 3 3 * *																			
Pat Perry, L ERA: 3.89	0.0 2 2 0 0 0 0 0 0 0 0 0 4 6 * *																			
Al Nipper, R ERA: 3.06	2.2 10 1 1 0 2 0 0 0 0 0 0 21 31 0.00 0.375																			

Philadelphia Phillies @ Chicago Cubs
Wrigley Field, Chicago, IL
Wed Jun 29 1988, 3:33 AM CDT
Att: 30,812 - Sunny - 76 F

AB 37
R 4
H 9
RBI 4
BB 3
SO 13
LOB 15



Batter	1	2	3	4	5	6	7	8	9	AB	R	H	RBI	BB	SO	LOB	BOTTOM					
Shawon Dunston, R OBP: 0.315, SLG: 0.444 Jerry Mumphy, S OBP: 0.162, SLG: 0.146 Angel Salazar, R OBP: 0.316, SLG: 0.389 Manny Trillo, R OBP: 0.282, SLG: 0.278											2	0	1	0	0	1	0					
Rafael Palmeiro, L OBP: 0.363, SLG: 0.467											4	0	2	0	0	0	3					
Andre Dawson, R OBP: 0.353, SLG: 0.532											5	0	1	2	0	1	5					
23 Ryne Sandberg, R OBP: 0.320, SLG: 0.437											5	0	0	0	0	2	5					
Mark Grace, L OBP: 0.371, SLG: 0.426											3	0	2	0	1	0	1					
Damon Berryhill, S OBP: 0.308, SLG: 0.384											4	0	1	0	0	0	2					
Vance Law, R OBP: 0.363, SLG: 0.427											3	0	0	0	0	0	3					
Dave Martinez, L OBP: 0.301, SLG: 0.329											2	1	1	0	2	0	0					
Calvin Schiraldi, R OBP: 0.077, SLG: 0.040 Les Lancaster, R ERA: 3.0 Pat Perry, L ERA: 3.89 Al Nipper, R OBP: 0.154, SLG: 0.231 Jody Davis, R OBP: 0.363, SLG: 0.411											0	0	0	0	0	0	0					
Inning Stats	R: 0 E: 0 K: 2 S: 9	H: 1 LOB: 1 BB: 0 P: 15	R: 0 E: 1 K: 1 S: 7	H: 1 LOB: 1 BB: 1 P: 16	R: 2 E: 1 K: 0 S: 13	H: 2 LOB: 0 BB: 0 P: 19	R: 0 E: 0 K: 1 S: 7	H: 1 LOB: 2 BB: 1 P: 13	R: 0 E: 0 K: 0 S: 16	H: 1 LOB: 1 BB: 0 P: 23	R: 0 E: 0 K: 1 S: 13	H: 1 LOB: 1 BB: 0 P: 22	R: 0 E: 0 K: 1 S: 12	H: 1 LOB: 1 BB: 0 P: 19	R: 0 E: 0 K: 0 S: 3	H: 0 LOB: 0 BB: 0 P: 5	R: 0 E: 0 K: 0 S: 6	H: 1 LOB: 2 BB: 1 P: 12	1B: 7 2B: 3 3B: 0 HR: 0	SF: 0 SAC: 2 DP: 2 HBP: 2	WP: 0 PB: 0 SB: 0 CS: 1	PA: 40
PITCHER	IP WLS BF H R ER SO BB IBB HBP BLK WP HR S P ERA WHIP																					
Mike Maddux, R ERA: 1.61	6.0 W 28 7 2 1 5 1 2 2 1 1 0 65 108 1.50 1.333																					
Bruce Ruffin, L ERA: 3.67	2.1 10 2 0 0 1 1 0 0 0 0 0 19 33 0.00 1.286																					
Steve Bedrosian, R ERA: 4.2	0.2 S 2 0 0 0 0 0 0 0 0 0 0 2 3 0.00 0.000																					

Philadelphia Phillies @ Chicago Cubs
Wrigley Field, Chicago, IL
Wed Jun 29 1988, 3:33 AM CDT
Att: 30,812 - Sunny - 76 F

AB 32
R 2
H 9
RBI 2
BB 4
SO 6
LOB 27



Batter	1	2	3	4	5	6	7	8	9	AB	R	H	RBI	BB	SO	LOB	TOP								
Barry Larkin, R OBP: 0.360, SLG: 0.464										3	2	3	1	1	0	0	Cincinnati Reds @ Philadelphia Phillies Veterans Stadium, Philadelphia, PA Fri Jul 01 1988, 7:05 PM EDT Att: 56,502 - Unknown - 72 F								
Kal Daniels, L OBP: 0.416, SLG: 0.462										4	0	1	2	0	0	2									
Chris Sabo, R OBP: 0.351, SLG: 0.534										4	0	0	0	0	0	1									
Eric Davis, R OBP: 0.325, SLG: 0.436										4	1	1	0	0	1	0									
Nick Esasky, R OBP: 0.342, SLG: 0.409										3	1	1	2	0	1	0									
Leon Durham, L OBP: 0.300, SLG: 0.419										1	0	0	0	0	0	0									
Tracy Jones, R OBP: 0.328, SLG: 0.268										4	0	0	0	0	0	0									
John Franco, L										0	0	0	0	0	0	0									
Lloyd McClendon, R OBP: 0.327, SLG: 0.337										3	0	0	0	0	0	0									
Dave Concepcion, R OBP: 0.275, SLG: 0.255										3	0	0	0	0	0	0									
Tom Browning, L OBP: 0.184, SLG: 0.194										3	1	1	0	0	1	0									
Rob Murphy, L										0	0	0	0	0	0	0									
Paul O'Neill, L OBP: 0.328, SLG: 0.411										0	0	0	0	0	0	0									
Inning Stats	R: 0 E: 0 K: 0 S: 9	H: 1 LOB: 0 BB: 0 P: 16	R: 0 E: 0 K: 1 S: 6	H: 0 LOB: 0 BB: 0 P: 9	R: 2 E: 0 K: 0 S: 14	H: 3 LOB: 1 BB: 0 P: 19	R: 2 E: 0 K: 0 S: 12	H: 2 LOB: 0 BB: 0 P: 16	R: 0 E: 0 K: 1 S: 9	H: 0 LOB: 0 BB: 1 P: 15	R: 0 E: 0 K: 0 S: 11	H: 0 LOB: 0 BB: 0 P: 17	R: 0 E: 0 K: 0 S: 8	H: 0 LOB: 0 BB: 0 P: 14	R: 1 E: 0 K: 0 S: 9	H: 1 LOB: 0 BB: 0 P: 12	R: 0 E: 0 K: 0 S: 7	H: 0 LOB: 0 BB: 0 P: 9	1B: 4 2B: 1 3B: 0 HR: 2	SF: 0 SAC: 0 DP: 2 HBP: 0	WP: 0 PB: 0 SB: 0 CS: 0	PA: 33			
PITCHER	IP WLS BF H R ER SO BB IBB HBP BLK WP HR S P ERA WHIP	8.0 L 30 7 5 5 3 1 0 0 0 0 2 78 118 5.62 1.000	1.0 3 0 0 0 0 0 0 0 0 0 0 0 7 9 0.00 0.000																						

AB	32
R	5
H	7
RBI	5
BB	1
SO	3
LOB	3



Batter	1	2	3	4	5	6	7	8	9	AB	R	H	RBI	BB	SO	LOB	BOTTOM							
Juan Samuel, R OBP: 0.292, SLG: 0.367										4	0	0	0	0	0	1	Cincinnati Reds @ Philadelphia Phillies Veterans Stadium, Philadelphia, PA Fri Jul 01 1988, 7:05 PM EDT Att: 56,502 - Unknown - 72 F							
Bob Dernier, R OBP: 0.382, SLG: 0.353										4	0	1	0	0	0	1								
Kent Tekulve, R										0	0	0	0	0	0	0								
Mike Schmidt, R OBP: 0.319, SLG: 0.354										4	1	1	0	0	0	1								
Lance Parrish, R OBP: 0.318, SLG: 0.433										4	1	1	2	0	0	0								
Chris James, R OBP: 0.294, SLG: 0.430										4	0	0	0	0	0	0								
Von Hayes, L OBP: 0.351, SLG: 0.413										4	0	0	0	0	1	1								
Phil Bradley, R OBP: 0.321, SLG: 0.319										3	1	1	1	0	0	0								
Steve Jeltz, S OBP: 0.372, SLG: 0.331										1	0	0	0	1	0	0								
Luis Aguayo, R OBP: 0.321, SLG: 0.371										1	0	0	0	0	0	1								
Shane Rawley, R OBP: 0.146, SLG: 0.175										2	0	0	0	0	0	1								
Mike Young, S OBP: 0.333, SLG: 0.406										1	0	0	0	0	0	1								
Inning Stats	R: 0 E: 0 K: 0 S: 11	H: 1 LOB: 0 BB: 0 P: 17	R: 0 E: 0 K: 0 S: 6	H: 0 LOB: 0 BB: 0 P: 8	R: 0 E: 0 K: 0 S: 9	H: 0 LOB: 0 BB: 0 P: 13	R: 2 E: 0 K: 0 S: 12	H: 2 LOB: 0 BB: 0 P: 16	R: 0 E: 0 K: 1 S: 13	H: 0 LOB: 1 BB: 1 P: 20	R: 0 E: 0 K: 0 S: 6	H: 0 LOB: 0 BB: 0 P: 9	R: 0 E: 0 K: 0 S: 7	H: 0 LOB: 0 BB: 0 P: 10	R: 1 E: 0 K: 0 S: 9	H: 2 LOB: 1 BB: 0 P: 15	R: 0 E: 1 K: 0 S: 10	H: 0 LOB: 1 BB: 0 P: 14	1B: 3 2B: 0 3B: 0 HR: 2	SF: 0 SAC: 0 DP: 1 HBP: 0	WP: 0 PB: 0 SB: 0 CS: 0	PA: 33		
PITCHER	IP WLS BF H R ER SO BB IBB HBP BLK WP HR S P ERA WHIP	7.1 W 27 5 3 3 1 1 0 0 0 0 2 69 101 3.68 0.818	0.2 2 0 0 0 0 0 0 0 0 0 0 0 4 7 0.00 0.000	1.0 S 4 0 0 0 0 0 0 0 0 0 0 10 14 0.00 0.000																				


AB	32
R	3
H	5
RBI	3
BB	1
SO	1
LOB	6




Batter	1	2	3	4	5	6	7	8	9	AB	R	H	RBI	BB	SO	LOB	TOP											
Barry Larkin, R OBP: 0.359, SLG: 0.460	1-0 F6			0-1 L5		1-2 F4		4-0 BB		3	0	0	0	1	0	1	Cincinnati Reds @ Philadelphia Phillies Veterans Stadium, Philadelphia, PA Sat Jul 02 1988, 3:33 AM EDT Att: 25,122 - Sunny - 75 F											
Kal Daniels, L OBP: 0.417, SLG: 0.461	2-3 K			4-1 BB		0-2 2H 1B		1-3 K		3	0	1	1	1	2	1												
Chris Sabo, R OBP: 0.347, SLG: 0.527	2-2 F9			2-2 F5		2-3 K		2-2 F8		4	0	0	0	0	1	3												
Paul O'Neill, L OBP: 0.323, SLG: 0.404		3-3 K		0-1 F5			3-2 1-3		2-1 F6	4	0	0	0	0	1	1												
Eric Davis, R OBP: 0.320, SLG: 0.429		1-3 K			0-0 6-3		3-1 6-3		1-0 F8	4	0	0	0	0	1	0												
Leon Durham, L OBP: 0.303, SLG: 0.415				0-1 G3			2-3 K		1-1 5-3	1	0	0	0	1	0	0												
Nick Esasky, R OBP: 0.338, SLG: 0.405					4-2 G6-4-3 BB					2	0	0	0	0	1	0												
Bo Diaz, R OBP: 0.248, SLG: 0.352					0-0 G6-4-3 1-2					3	1	1	0	0	0	1												
Jeff Treadway, L OBP: 0.335, SLG: 0.368				2-2 4-3					3-3 K	2	1	1	0	0	0	0												
Dave Concepcion, R OBP: 0.273, SLG: 0.254									2-2 G3 1B 1B	1	0	0	0	0	1	1												
Jack Armstrong, R Frank Williams, R Dave Collins, S Jeff Gray, R Tim Birtsas, L Rob Dibble, L Tracy Jones, R Rob Murphy, L				2-1 5-3					2-2 G3 1H HR	1	0	0	0	0	0	0												
Inning Stats	R: 0 E: 0 K: 1 S: 8	H: 0 LOB: 0 BB: 0 P: 13	R: 0 E: 0 K: 2 S: 8	H: 0 LOB: 0 BB: 0 P: 12	R: 0 E: 0 K: 0 S: 7	H: 0 LOB: 1 BB: 1 P: 11	R: 0 E: 0 K: 0 S: 10	H: 0 LOB: 0 BB: 1 P: 16	R: 0 E: 0 K: 0 S: 6	H: 0 LOB: 0 BB: 1 P: 10	R: 1 E: 0 K: 1 S: 16	H: 2 LOB: 1 BB: 0 P: 21	R: 0 E: 0 K: 1 S: 9	H: 0 LOB: 0 BB: 0 P: 17	R: 2 E: 0 K: 2 S: 17	H: 2 LOB: 1 BB: 1 P: 29	R: 0 E: 0 K: 0 S: 5	H: 0 LOB: 0 BB: 0 P: 9	1B: 3 2B: 0 3B: 0 HR: 1	SF: 0 SAC: 0 DP: 1 HBP: 0	WP: 0 PB: 0 SB: 1 CS: 0	PA: 33						
PITCHER	IP WLS BF H R ER SO BB IBB HBP BLK WP HR S P ERA WHIP																											
David Palmer, R ERA: 4.16	5.0 W 17	1 1 1 3	2 0 0 0	0 0 0 0	0 0 0 0	0 0 0 0	0 0 0 0	0 0 0 0	0 0 0 0	0 1 14	1.80	0.600																
Greg Harris, R ERA: 2.93	1.0	4 1 0 0	1 0 0 1	0 0 0 0	0 0 0 0	0 0 0 0	0 0 0 0	0 0 0 0	0 0 0 0	0 1 22	4.00	1.000																
Bruce Ruffin, L ERA: 3.99	1.2	8 2 2 3	1 0 0 0	0 0 0 0	0 0 0 0	0 0 0 0	0 0 0 0	0 0 0 0	0 0 0 0	0 9 15	10.80	0.000																
Steve Bedrosian, R ERA: 4.02	1.1 S 4	0 0 0 0	0 0 0 0	0 0 0 0	0 0 0 0	0 0 0 0	0 0 0 0	0 0 0 0	0 0 0 0	0 0 0 0	0.00	0.000																

Batter	1	2	3	4	5	6	7	8	9	AB	R	H	RBI	BB	SO	LOB	BOTTOM											
Juan Samuel, R OBP: 0.297, SLG: 0.373	1-1 6-3		2-3 K	3-1 S 1B		2-1 2B 1B		1-2 SH3 2B		5	0	3	1	0	1	0	Cincinnati Reds @ Philadelphia Phillies Veterans Stadium, Philadelphia, PA Sat Jul 02 1988, 3:33 AM EDT Att: 25,122 - Sunny - 75 F											
Milt Thompson, L OBP: 0.343, SLG: 0.332	2-1 1-3		0-0 K	4-0 1-2 IBB		1-2 F7		1-0 SH3		3	0	1	0	1	0	2												
Bob Dernier, R OBP: 0.392, SLG: 0.353				1-2 IBB				2-3 F3		0	0	0	0	0	0	0												
Lance Parrish, R OBP: 0.313, SLG: 0.425	0-0 5-3		0-1 6-3	3-2 5-3		0-3 K		3-1 F3		5	0	0	0	0	1	7												
Von Hayes, L OBP: 0.355, SLG: 0.423		1-1 E BLK SF8 1B	1-0 F6		1-0 S 2B		0-2 1-3 2H 2B		0-1 4-3	5	1	3	1	0	0	2												
Chris James, R OBP: 0.294, SLG: 0.427		0-2 E6 1B S		1-0 FC4-6 1B		3-3 K		0-1 G3		4	0	1	0	0	1	4												
Phil Bradley, R OBP: 0.320, SLG: 0.316		3-2 SF8		0-1 FC4-6 1B 2B		2-3 K		4-2 BB		2	1	0	1	1	1	2												
Luis Aguayo, R OBP: 0.329, SLG: 0.378		3-H 1 SAFE 1 SAFE 1 SAFE K 1B		0-0 2B 1B		1-3 K		2-2 L7		4	1	2	0	0	1	2												
Steve Jeltz, S OBP: 0.370, SLG: 0.329		3-3 K		0-0 F8		2-2 1B 1B		1-1 F7		4	1	1	0	0	1	5												
David Palmer, R OBP: 0.238, SLG: 0.667		0-2 4-3		2-1 1B 2B		1-2 1B 1B		1-0 4-3		2	0	1	2	0	0	2												
Greg Harris, S OBP: 0.333, SLG: 0.333										0	0	0	0	0	0	0												
Tom Barrett, S OBP: 1.000, SLG: 1.000										1	1	1	0	0	0	0												
Bruce Ruffin, S OBP: 0.156, SLG: 0.129										0	0	0	0	0	0	1												
Steve Bedrosian, R										0	0	0	0	0	0	0												
Inning Stats	R: 0 E: 0 K: 0 S: 5	H: 0 LOB: 0 BB: 0 P: 8	R: 1 E: 1 K: 1 S: 18	H: 2 LOB: 2 BB: 0 P: 27	R: 0 E: 0 K: 1 S: 8	H: 1 LOB: 3 BB: 1 P: 11	R: 2 E: 0 K: 0 S: 12	H: 4 LOB: 3 BB: 1 P: 25	R: 0 E: 0 K: 3 S: 11	H: 1 LOB: 1 BB: 0 P: 18	R: 2 E: 0 K: 1 S: 20	H: 4 LOB: 2 BB: 0 P: 26	R: 0 E: 0 K: 0 S: 9	H: 0 LOB: 1 BB: 1 P: 17	R: 0 E: 0 K: 0 S: 8	H: 1 LOB: 1 BB: 0 P: 13	1B: 8 2B: 5 3B: 0 HR: 0	SF: 1 SAC: 1 DP: 0 HBP: 0	WP: 0 PB: 0 SB: 4 CS: 0	PA: 40								
PITCHER	IP WLS BF H R ER SO BB IBB HBP BLK WP HR S P ERA WHIP																											
Jack Armstrong, R ERA: 9.53	3.2 L 19	7 3 3 2	0 0 0 3	0 1 0 0	0 0 0 0	0 0 0 0	0 0 0 0	0 0 0 0	0 0 0 0	0 0 0 0	7.36	1.909																
Frank Williams, R ERA: 2.97	1.1	6 1 0 0	3 0 0 3	0 0 0 0	0 0 0 0	0 0 0 0	0 0 0 0	0 0 0 0	0 0 0 0	0 14 28	0.00	0.750																
Jeff Gray, R ERA: 3.86	0.2	5 3 2 2	1 0 0 0	0 0 0 0	0 0 0 0	0 0 0 0	0 0 0 0	0 0 0 0	0 0 0 0	0 15 21	27.00	4.500																
Tim Birtsas, L ERA: 3.93	0.0	1 1 0 0	0 0 0 0	0 0 0 0	0 0 0 0	0 0 0 0	0 0 0 0	0 0 0 0	0 0 0 0	0 3 3	∞	∞																
Rob Dibble, R ERA:	1.1	5 0 0 0	0 0 0 0	1 0 0 0	0 0 0 0	0 0 0 0	0 0 0 0	0 0 0 0	0 0 0 0	0 11 19	0.00	0.750																

AB 30
R 3
H 4
RBI 3
BB 3
SO 7
LOB 9



AB 36
R 5
H 13
RBI 5
BB 2
SO 6
LOB 27



Batter	1	2	3	4	5	6	7	8	9	AB	R	H	RBI	BB	SO	LOB	TOP										
Milt Thompson, L (1,8) OBP: 0.344, SLG: 0.344	0-3 K		1-1 6-3		4-2 CS BB			1-2 HR		3	1	1	1	1	1	0	Philadelphia Phillies @ Cincinnati Reds Riverfront Stadium, Cincinnati, OH Fri Jul 08 1988, 7:05 PM EDT Att: 30,811 - Cloudy - 98 F										
Greg Gross, L (1,3) OBP: 0.304, SLG: 0.221	2-2 F8		0-1 1B		4-2 1-2 BB			1-1 6-3		3	0	1	0	1	0	0											
Chris James, R (1,7) OBP: 0.282, SLG: 0.401	3-2 6-3		1-0 F8		0-2 F8			2-2 4-3		4	0	0	0	0	0	2											
Von Hayes, L (1,5) OBP: 0.361, SLG: 0.422		4-2 FC6-4 BB BB	1-3 K		1-3 K			0-0 BB 1B		3	0	1	0	1	2	1											
Mike Young, S (1,9) OBP: 0.355, SLG: 0.390 Steve Bedrosian, R (8,1)		4-1 FC6-4 BB		0-0 F7		3-3 K		4-0 BB 1B		2	0	0	0	2	1	0											
Darren Daulton, L (1,2) OBP: 0.266, SLG: 0.292		0-0 F8		1-1 E6 S		2-2 4-3		2-1 P4		4	0	0	0	0	0	4											
Steve Jeltz, S (1,6) OBP: 0.371, SLG: 0.325		2-2 FC6-4 BB 1-2 2-3		1-3 K		0-0 6-3		1-3 K		4	0	0	0	0	2	3											
Tom Barrett, S (1,4) OBP: 0.190, SLG: 0.056		4-1 BB		2-2 4-3		0-0 4-3		3-3 K		3	0	0	0	1	1	1											
Don Carman, L (1,1) Luis Aguayo, R (8,5) OBP: 0.347, SLG: 0.386		1-2 3-1		1-2 6-3		1-3 K		1-0 P2		3	0	0	0	0	1	3											
Inning Stats	R: 0 E: 0 K: 1 S: 9	H: 0 LOB: 0 BB: 0 P: 14	R: 0 E: 0 K: 0 S: 13	H: 0 LOB: 3 BB: 3 P: 28	R: 0 E: 0 K: 1 S: 8	H: 1 LOB: 1 BB: 0 P: 11	R: 0 E: 1 K: 1 S: 9	H: 0 LOB: 1 BB: 0 P: 13	R: 0 E: 0 K: 0 S: 12	H: 0 LOB: 0 BB: 2 P: 20	R: 0 E: 0 K: 2 S: 9	H: 0 LOB: 0 BB: 0 P: 15	R: 0 E: 0 K: 1 S: 8	H: 0 LOB: 0 BB: 0 P: 9	R: 1 E: 0 K: 0 S: 16	H: 2 LOB: 2 BB: 1 P: 26	R: 0 E: 0 K: 2 S: 8	H: 0 LOB: 0 BB: 0 P: 13	1B: 2 2B: 0 3B: 0 HR: 1	SF: 0 SAC: 0 DP: 0 HBP: 0	WP: 0 PB: 0 SB: 1 CS: 1	PA: 36					
PITCHER	IP	WLS	BF	H	R	ER	SO	BB	IBB	HBP	BLK	WP	HR	S	P	ERA	WHIP										
Jose Rijo, R (1,1) ERA: 2.67	7.2	L	32	3	1	1	6	6	0	0	0	0	1	82	132	1.17	1.174										
Rob Murphy, L (8,1) ERA: 2.35	0.1		1	0	0	0	0	0	0	0	0	0	0	2	4	0.00	0.000										
Frank Williams, R (9,1) ERA: 2.83	1.0		3	0	0	0	2	0	0	0	0	0	0	8	13	0.00	0.000										

Batter	1	2	3	4	5	6	7	8	9	AB	R	H	RBI	BB	SO	LOB	BOTTOM										
Barry Larkin, R (1,6) OBP: 0.355, SLG: 0.444	2-2 6-3		2-2 P6		3-1 F8			4-1 FC1-6 BB		3	0	0	0	1	0	1	Philadelphia Phillies @ Cincinnati Reds Riverfront Stadium, Cincinnati, OH Fri Jul 08 1988, 7:05 PM EDT Att: 30,811 - Cloudy - 98 F										
Kal Daniels, L (1,7) OBP: 0.420, SLG: 0.473	2-2 S 1B		1-0 F7		1-2 F7		0-1 FC1-6 1B		4	0	1	0	0	0	1	1											
Chris Sabo, R (1,5) OBP: 0.349, SLG: 0.523	3-2 P2			0-0 5-3		2-2 F8		1-0 BB 1B		4	0	1	0	0	0	1											
Eric Davis, R (1,8) OBP: 0.320, SLG: 0.425	4-1 BB			4-2 1B BB		1-2 F9		2-3 K		2	0	0	0	2	1	2											
Nick Esasky, R (1,3) OBP: 0.332, SLG: 0.403	1-3 K			1-0 G4-6-3 1B		3-2 4-3		2-3 K		4	0	1	0	0	2	2											
Tracy Jones, R (1,9) OBP: 0.310, SLG: 0.291 Paul O'Neill, L (9, FH) OBP: 0.317, SLG: 0.418		1-0 F7		0-0 G4-6-3		0-1 6-3		1-2 F8		3	0	0	0	0	0	2											
Bo Diaz, R (1,2) OBP: 0.235, SLG: 0.335		0-1 5-3			2-1 P3		2-2 BB 1B		0-3 K	4	0	1	0	0	1	0											
Dave Concepcion, R (1,4) OBP: 0.269, SLG: 0.252		2-3 K			0-0 BB 2B		2-1 F9			3	0	1	0	0	1	1											
Jose Rijo, R (1,1) Rob Murphy, L (8,1) Dave Collins, S (8, FH) OBP: 0.270, SLG: 0.274 Frank Williams, R (9,1)			1-3 K		0-0 6-3			1-0 F9		2	0	0	0	0	1	1											
Inning Stats	R: 0 E: 0 K: 1 S: 18	H: 1 LOB: 2 BB: 1 P: 29	R: 0 E: 0 K: 1 S: 7	H: 0 LOB: 0 BB: 0 P: 10	R: 0 E: 0 K: 1 S: 9	H: 0 LOB: 0 BB: 0 P: 13	R: 0 E: 0 K: 0 S: 8	H: 1 LOB: 1 BB: 1 P: 12	R: 0 E: 0 K: 0 S: 6	H: 1 LOB: 1 BB: 0 P: 11	R: 0 E: 0 K: 0 S: 11	H: 0 LOB: 0 BB: 0 P: 15	R: 0 E: 0 K: 0 S: 10	H: 1 LOB: 1 BB: 0 P: 17	R: 0 E: 0 K: 1 S: 8	H: 1 LOB: 2 BB: 1 P: 16	R: 0 E: 0 K: 2 S: 10	H: 0 LOB: 0 BB: 0 P: 13	1B: 4 2B: 1 3B: 0 HR: 0	SF: 0 SAC: 0 DP: 1 HBP: 0	WP: 0 PB: 0 SB: 1 CS: 0	PA: 34					
PITCHER	IP	WLS	BF	H	R	ER	SO	BB	IBB	HBP	BLK	WP	HR	S	P	ERA	WHIP										
Don Carman, L (1,1) ERA: 4.47	7.2	W	29	4	0	0	3	3	0	0	0	0	0	73	116	0.00	0.913										
Steve Bedrosian, R (8,1) ERA: 3.95	1.1	S	5	1	0	0	3	0	0	0	0	0	0	14	20	0.00	0.750										

Batter	1	2	3	4	5	6	7	8	9	AB	R	H	RBI	BB	SO	LOB	TOP								
Phil Bradley, R (1, 7) OBP: 0.322, SLG: 0.332										3	1	2	2	0	0	0									
Luis Aquayo, R (1, 5) OBP: 0.343, SLG: 0.380										4	0	1	0	0	0	2									
Von Hayes, L (1, 3) OBP: 0.357, SLG: 0.416										4	0	0	0	0	0	2									
Mike Young, S (1, 9) OBP: 0.351, SLG: 0.375										3	0	0	0	1	0	0									
Chris James, R (1, 8) OBP: 0.282, SLG: 0.399										4	0	1	0	0	1	1									
John Russell, R (1, 2) OBP: 0.600, SLG: 1.200										4	1	3	1	0	1	0									
Steve Jeltz, S (1, 6) OBP: 0.369, SLG: 0.320										3	0	0	0	1	0	4									
Tom Barrett, S (1, 4) OBP: 0.167, SLG: 0.048										3	0	0	0	0	0	2									
Mike Schmidt, R (9, PH) OBP: 0.316, SLG: 0.350										1	0	0	0	0	0	1									
Juan Samuel, R (9, FR) OBP: 0.297, SLG: 0.369										0	0	0	0	0	0	0									
Bruce Ruffin, S (1, 1) OBP: 0.176, SLG: 0.125										1	1	0	0	1	0	0									
Greg Harris, S (5, 1) OBP: 0.250, SLG: 0.250										0	0	0	0	0	0	0									
Mitt Thompson, L (7, PH) OBP: 0.343, SLG: 0.342										1	0	0	0	0	0	0									
Kent Tekulve, R (7, 1) OBP: 0.311, SLG: 0.420										0	0	0	0	0	0	0									
Lance Parrish, R (9, PH) OBP: 0.311, SLG: 0.420										1	0	0	0	0	0	1									
Inning Stats	R: 0 E: 1 K: 0 S: 9	H: 1 LOB: 0 BB: 0 P: 15	R: 1 E: 0 K: 0 S: 7	H: 1 LOB: 0 BB: 0 P: 11	R: 0 E: 0 K: 0 S: 5	H: 0 LOB: 1 BB: 0 P: 9	R: 0 E: 0 K: 0 S: 12	H: 2 LOB: 2 BB: 0 P: 17	R: 2 E: 0 K: 0 S: 7	H: 1 LOB: 0 BB: 1 P: 15	R: 0 E: 0 K: 0 S: 7	H: 1 LOB: 2 BB: 1 P: 14	R: 0 E: 0 K: 0 S: 5	H: 1 LOB: 1 BB: 0 P: 9	R: 0 E: 0 K: 2 S: 11	H: 0 LOB: 0 BB: 0 P: 14	R: 0 E: 0 K: 0 S: 4	H: 0 LOB: 1 BB: 1 P: 8	1B: 4 2B: 2 3B: 0 HR: 2	SF: 0 SAC: 0 DP: 2 HBP: 1	WP: 0 PB: 0 SB: 0 CS: 0	PA: 36			
PITCHER	IP	WLS	BF	H	R	ER	SO	BB	IBB	HBP	BLK	WP	HR	S	P	ERA	WHIP								
Tom Browning, L (1, 1) ERA: 3.38	6.0		26	6	3	3	0	2	0	1	0	0	2	47	81	4.50	1.333								
Rob Dibble, R (7, 1) ERA:	2.0	W	7	1	0	0	2	0	0	0	0	0	0	16	23	0.00	0.500								
John Franco, L (9, 1) ERA: 1.77	1.0	S	3	0	0	0	0	1	0	0	0	0	0	4	8	0.00	1.000								

Philadelphia Phillies @ Cincinnati Reds
Riverfront Stadium, Cincinnati, OH
Sat Jul 09 1988, 7:05 PM EDT
Att: 29,473 - Sunny - 98 F

AB 32
R 3
H 7
RBI 3
BB 3
SO 2
LOB 13



Batter	1	2	3	4	5	6	7	8	9	AB	R	H	RBI	BB	SO	LOB	BOTTOM								
Barry Larkin, R (1, 6) OBP: 0.354, SLG: 0.440										3	1	0	0	1	1	1									
Kal Daniels, L (1, 7) OBP: 0.421, SLG: 0.470										2	1	0	0	2	1	0									
Chris Sabo, R (1, 5) OBP: 0.351, SLG: 0.523										4	2	2	0	0	1	1									
Eric Davis, R (1, 8) OBP: 0.323, SLG: 0.430										4	1	2	1	0	1	1									
Nick Esasky, R (1, 3) OBP: 0.339, SLG: 0.426										4	1	3	3	0	0	1									
Tracy Jones, R (1, 9) OBP: 0.303, SLG: 0.284										2	0	0	0	0	0	1									
Paul O'Neill, L (5, PH) OBP: 0.315, SLG: 0.415										2	0	0	0	0	2										
Bo Diaz, R (1, 2) OBP: 0.240, SLG: 0.338										4	0	2	0	0	0	0									
Dave Concepcion, R (1, 4) OBP: 0.270, SLG: 0.248										2	0	0	0	1	1	1									
Jeff Treadway, L (8, PH) OBP: 0.333, SLG: 0.376										1	0	0	0	0	0	0									
Tom Browning, L (1, 1) OBP: 0.209, SLG: 0.200										1	0	0	0	1	0	3									
Leon Durham, L (6, PH) OBP: 0.297, SLG: 0.403										1	0	0	0	0	1	1									
Rob Dibble, L (7, 1) OBP: 0.263, SLG: 0.229										0	0	0	0	0	0	0									
Eddie Milner, L (8, PH) OBP: 0.263, SLG: 0.229										1	0	0	0	0	1	0									
John Franco, L (9, 1) ERA: 3.95										0	0	0	0	0	0	0									
Inning Stats	R: 0 E: 0 K: 3 S: 9	H: 0 LOB: 0 BB: 0 P: 12	R: 0 E: 0 K: 0 S: 12	H: 2 LOB: 3 BB: 1 P: 22	R: 1 E: 0 K: 1 S: 7	H: 0 LOB: 1 BB: 2 P: 20	R: 0 E: 0 K: 1 S: 5	H: 0 LOB: 0 BB: 0 P: 8	R: 2 E: 0 K: 0 S: 18	H: 3 LOB: 2 BB: 2 P: 35	R: 0 E: 0 K: 1 S: 8	H: 1 LOB: 1 BB: 0 P: 14	R: 3 E: 0 K: 0 S: 13	H: 3 LOB: 0 BB: 0 P: 18	R: 0 E: 0 K: 1 S: 6	H: 0 LOB: 0 BB: 0 P: 9	1B: 7 2B: 2 3B: 0 HR: 1	SF: 0 SAC: 0 DP: 2 HBP: 0	WP: 4 PB: 0 SB: 2 CS: 1	PA: 36					
PITCHER	IP	WLS	BF	H	R	ER	SO	BB	IBB	HBP	BLK	WP	HR	S	P	ERA	WHIP								
Bruce Ruffin, L (1, 1) ERA: 4.47	4.2		23	5	3	3	5	5	0	0	0	0	0	47	91	5.79	2.143								
Greg Harris, R (5, 1) ERA: 2.7	1.1		4	1	0	0	1	0	0	0	0	0	0	12	20	0.00	0.750								
Kent Tekulve, R (7, 1) ERA: 3.95	2.0	L	9	3	3	3	1	0	0	0	0	0	1	19	27	13.50	1.500								

Philadelphia Phillies @ Cincinnati Reds
Riverfront Stadium, Cincinnati, OH
Sat Jul 09 1988, 7:05 PM EDT
Att: 29,473 - Sunny - 98 F

AB 31
R 6
H 9
RBI 4
BB 5
SO 7
LOB 12



Batter	1	2	3	4	5	6	7	8	9	AB	R	H	RBI	BB	SO	LOB	TOP					
Milt Thompson, L (1,8) OBP: 0.345, SLG: 0.345	2-1 G3 1B		1-3 K			0-0 B1-3		1-1 5-3 1B		4	0	2	0	0	1	1						
Greg Gross, L (1,3) OBP: 0.305, SLG: 0.225	0-0 G3			0-1 1-3		0-0 HR 1B		0-0 F9		3	1	1	1	0	0	1						
Mike Schmidt, R (8,PH) OBP: 0.315, SLG: 0.349	1-2 G3					3-H 0-2 HR 1B		3-2 5-3		1	0	0	0	0	0	1						
Phil Bradley, R (1,7) OBP: 0.322, SLG: 0.341	1-3 K			1-3 K		1-H HR		1-2 5-3		4	1	1	2	0	2	2						
Von Hayes, L (1,5) OBP: 0.356, SLG: 0.424	3-3 K			2-3 K		2-1 HR		0-3 K		4	1	1	1	0	3	2						
Mike Young, S (1,9) OBP: 0.356, SLG: 0.366		4-2 G3-6-3 BB				4-0 BB		3-3 K		2	0	0	0	2	2	0						
Darren Daulton, L (1,2) OBP: 0.256, SLG: 0.280	0-2 G3-6-3					3-2 F8		1-0 L4		3	0	0	0	0	0	2						
Chris James, R (9,PH) OBP: 0.281, SLG: 0.398	1-2 G3-6-3									2	3	0	0	0	0	0						
Luis Aguayo, R (1,4) OBP: 0.339, SLG: 0.375	2-3 K					0-3 K		0-0 G4-6-3 1B		3	4	0	1	0	0	2						
Steve Jeltz, S (1,6) OBP: 0.364, SLG: 0.315				1-0 F8		0-0 L8		1-0 G4-6-3		2	3	0	0	0	0	2						
Shane Rawley, R (1,1) OBP: 0.156, SLG: 0.152				0-2 F8						3	1	0	0	0	0	0						
Mike Maddux, L (5,1)										0	0	0	0	0	0	0						
Tom Barrett, S (6,PH) OBP: 0.206, SLG: 0.136										0	1	1	1	0	0	0						
Greg Harris, R (6,1) OBP: 0.267, SLG: 0.259										0	0	0	0	0	0	0						
John Russell, R (7,PH) OBP: 0.250, SLG: 1.000										0	0	0	0	0	0	0						
Kent Tekulve, R (7,1)										0	0	0	0	0	0	0						
Inning Stats	R: 0 E: 0 K: 2 S: 10	H: 1 LOB: 1 BB: 0 P: 16	R: 0 E: 0 K: 1 S: 8	H: 0 LOB: 0 BB: 1 P: 14	R: 0 E: 0 K: 1 S: 7	H: 0 LOB: 0 BB: 0 P: 9	R: 0 E: 0 K: 2 S: 8	H: 0 LOB: 0 BB: 0 P: 11	R: 0 E: 0 K: 1 S: 8	H: 0 LOB: 0 BB: 1 P: 15	R: 4 E: 0 K: 1 S: 16	H: 4 LOB: 0 BB: 0 P: 22	R: 0 E: 0 K: 0 S: 5	H: 1 LOB: 0 BB: 0 P: 7	R: 0 E: 0 K: 1 S: 9	H: 1 LOB: 1 BB: 0 P: 13	R: 0 E: 0 K: 1 S: 7	H: 0 LOB: 0 BB: 0 P: 10	1B: 4 2B: 1 3B: 0 HR: 2	SF: 0 SAC: 0 DP: 2 HBP: 0	WP: 0 PB: 0 CS: 0	PA: 34
PITCHER	IP	WLS	BF	H	R	ER	SO	BB	IBB	HBP	BLK	WP	HR	S	P	ERA	WHIP					
Jack Armstrong, R (1,1) ERA: 7.48	5.1	W	21	4	3	3	7	2	0	0	0	0	1	50	74	5.06	1.125					
Tim Birtsas, L (6,1) ERA: 4.09	0.2		3	1	1	1	1	0	0	0	0	0	1	7	13	13.50	1.500					
Frank Williams, R (7,1) ERA: 2.75	1.0		3	1	0	0	0	0	0	0	0	0	0	5	7	0.00	1.000					
Rob Murphy, L (8,1) ERA: 2.31	1.0	S	4	1	0	0	1	0	0	0	0	0	0	9	13	0.00	1.000					
John Franco, L (9,1) ERA: 1.74	1.0	S	3	0	0	0	1	0	0	0	0	0	0	7	10	0.00	0.000					

Philadelphia Phillies @ Cincinnati Reds
Riverfront Stadium, Cincinnati, OH
Sun Jul 10 1988, 3:33 AM EDT
Att: 29,142 - Sunny - 96 F

AB 32
R 4
H 7
RBI 4
BB 2
SO 10
LOB 12



Batter	1	2	3	4	5	6	7	8	9	AB	R	H	RBI	BB	SO	LOB	BOTTOM					
Barry Larkin, R (1,6) OBP: 0.356, SLG: 0.444	1-1 BB 1B	1-2 6-3			3-2 2B	3-2 6-3				4	2	2	0	0	0	0						
Kal Daniels, L (1,7) OBP: 0.419, SLG: 0.466	2-2 1B HBP 1B		2-3 K		1-2 F2		1-3 K			4	1	1	0	0	2	1						
Chris Sabo, R (1,5) OBP: 0.352, SLG: 0.524	4-0 HBP 1B BB		0-0 F9		0-0 HR 2B		1-1 F4			3	1	1	1	1	0	0						
Eric Davis, R (1,8) OBP: 0.329, SLG: 0.447	0-1 HBP 1B		1-0 K		1-0 HR		1-0 6-3			4	1	3	3	0	0	0						
Nick Esasky, R (1,3) OBP: 0.338, SLG: 0.422	3-3 K		1-1 L5		0-1 1B		0-0 5-3			4	0	1	0	0	1	4						
Tracy Jones, R (1,9) OBP: 0.304, SLG: 0.277	2-2 HBP			1-2 F9	1-3 K		1-1 4-3			2	0	0	1	0	1	1						
Paul O'Neill, L (8,PH) OBP: 0.314, SLG: 0.413	1-2 HBP									1	0	0	0	0	0	0						
John Franco, L (9,1) OBP: 0.313, SLG: 0.320	0-0 G6-4-3 1B			1-1 FC5-4 1B	2-1 F7		0-1 F9			4	0	1	0	0	0	4						
Dave Concepcion, R (1,4) OBP: 0.267, SLG: 0.245		2-2 6-3			0-1 FC5-4		2-2 4-3			2	0	0	0	0	0	1						
Jeff Treadway, L (6,PH) OBP: 0.332, SLG: 0.374				1-2 K						1	0	0	0	0	0	0						
Jack Armstrong, R (1,1) ERA: 3.88										2	0	0	0	0	2	1						
Tim Birtsas, L (6,1) ERA: 2.36										0	0	0	0	0	0	0						
Dave Collins, S (6,PH) OBP: 0.267, SLG: 0.271										1	0	0	0	0	0	0						
Frank Williams, R (7,1) ERA: 2.64										0	0	0	0	0	0	0						
Rob Murphy, L (8,1) ERA: 2.31										0	0	0	0	0	0	0						
Eddie Minter, L (9,9) OBP: 0.203, SLG: 0.229										0	0	0	0	0	0	0						
Inning Stats	R: 2 E: 0 K: 1 S: 15	H: 3 LOB: 2 BB: 1 P: 27	R: 0 E: 0 K: 1 S: 11	H: 0 LOB: 0 BB: 0 P: 15	R: 0 E: 0 K: 1 S: 7	H: 1 LOB: 1 BB: 0 P: 11	R: 0 E: 0 K: 1 S: 10	H: 1 LOB: 1 BB: 0 P: 14	R: 3 E: 0 K: 0 S: 16	H: 4 LOB: 1 BB: 0 P: 24	R: 0 E: 0 K: 0 S: 11	H: 0 LOB: 0 BB: 0 P: 18	R: 0 E: 0 K: 1 S: 7	H: 0 LOB: 0 BB: 0 P: 10	R: 0 E: 0 K: 0 S: 5	H: 0 LOB: 0 BB: 0 P: 6	R: 0 E: 0 K: 0 S: 7	H: 0 LOB: 0 BB: 0 P: 10	1B: 6 2B: 2 3B: 0 HR: 1	SF: 0 SAC: 0 DP: 1 HBP: 1	WP: 0 PB: 0 CS: 0	PA: 34
PITCHER	IP	WLS	BF	H	R	ER	SO	BB	IBB	HBP	BLK	WP	HR	S	P	ERA	WHIP					
Shane Rawley, L (1,1) ERA: 3.88	4.1	L	23	9	5	5	4	1	0	1	0	0	0	5	8	0.00	0.000					
Mike Maddux, R (5,1) ERA: 2.36	0.2		2	0	0	0	1	0	0	0	0	0	0	5	8	0.00	0.000					
Greg Harris, R (6,1) ERA: 2.64	1.0		3	0	0	0	0	0	0	0	0	0	0	11	18	0.00	0.000					
Kent Tekulve, R (7,1) ERA: 3.77	2.0		6	0	0	0	1	0	0	0	0	0	0	12	16	0.00	0.000					

Philadelphia Phillies @ Cincinnati Reds
Riverfront Stadium, Cincinnati, OH
Sun Jul 10 1988, 3:33 AM EDT
Att: 29,142 - Sunny - 96 F

AB 32
R 5
H 9
RBI 5
BB 1
SO 6
LOB 12



Batter	1	2	3	4	5	6	7	8	9	AB	R	H	RBI	BB	SO	LOB	TOP					
Gerald Young, S OBP: 0.355, SLG: 0.324										2	1	0	0	4	0	2	Houston Astros @ Philadelphia Phillies Veterans Stadium, Philadelphia, PA Thu Jul 14 1988, 7:05 PM EDT Att: 24,302 - Unknown - 91 F					
Bill Doran, S OBP: 0.340, SLG: 0.327										5	1	1	1	1	1	4						
Kevin Bass, S OBP: 0.324, SLG: 0.380 Dave Smith, R OBP: 0.340, SLG: 0.327										5	1	1	0	1	0	5						
Glenn Davis, R OBP: 0.320, SLG: 0.450										4	1	2	0	1	0	0						
Buddy Bell, R OBP: 0.285, SLG: 0.271										5	1	2	4	0	0	2						
Billy Hatcher, R OBP: 0.336, SLG: 0.380										5	1	4	0	0	1	2						
Rafael Ramirez, R OBP: 0.292, SLG: 0.363										5	1	2	1	0	2	4						
Craig Biggio, R OBP: 0.250, SLG: 0.293										5	0	3	0	0	1	1						
Mike Scott, R OBP: 0.125, SLG: 0.125 John Fishel, R OBP: 0.125, SLG: 0.125 Juan Agosto, L OBP: 0.125, SLG: 0.125 Terry Puhl, L OBP: 0.461, SLG: 0.412										1	0	1	0	0	0	0						
Inning Stats	R: 5 E: 0 K: 1 S: 23	H: 5 LOB: 2 BB: 3 P: 43	R: 0 E: 0 K: 2 S: 15	H: 2 LOB: 2 BB: 0 P: 22	R: 0 E: 0 K: 1 S: 15	H: 1 LOB: 2 BB: 1 P: 24	R: 0 E: 0 K: 0 S: 13	H: 3 LOB: 2 BB: 0 P: 16	R: 0 E: 0 K: 0 S: 9	H: 1 LOB: 2 BB: 1 P: 17	R: 0 E: 0 K: 1 S: 8	H: 1 LOB: 1 BB: 0 P: 12	R: 0 E: 0 K: 0 S: 4	H: 0 LOB: 0 BB: 0 P: 4	R: 0 E: 0 K: 0 S: 6	H: 0 LOB: 0 BB: 0 P: 11		R: 2 E: 0 K: 0 S: 11	H: 3 LOB: 3 BB: 2 P: 24	1B: 13 2B: 2 3B: 0 HR: 1	SF: 0 SAC: 2 DP: 0 HBP: 0	WP: 2 PB: 0 SB: 1 CS: 0
PITCHER	IP WLS BF H R ER SO BB IBB HBP BLK WP HR S P ERA WHIP																					
Shane Rawley, L ERA: 3.99	(1, 1) 0.0 5 2 5 5 0 3 0 0 0 0 1 1 14 29																					
Greg Harris, R ERA: 2.44	(1, 1) 4.0 20 9 0 0 4 1 0 0 0 0 1 0 52 76																					
Bruce Ruffin, L ERA: 4.34	(5, 1) 3.0 12 2 0 0 1 1 0 0 0 0 0 0 21 33																					
Kent Tekulve, R ERA: 4.06	(8, 1) 1.1 L 6 2 2 2 0 0 0 0 0 0 0 0 0 11 18																					
Steve Bedrosian, R ERA: 3.79	(9, 1) 0.2 5 1 0 0 0 2 0 0 0 0 0 0 6 17																					

Batter	1	2	3	4	5	6	7	8	9	AB	R	H	RBI	BB	SO	LOB	BOTTOM					
Juan Samuel, R OBP: 0.301, SLG: 0.387										5	2	3	2	0	1	2	Houston Astros @ Philadelphia Phillies Veterans Stadium, Philadelphia, PA Thu Jul 14 1988, 7:05 PM EDT Att: 24,302 - Unknown - 91 F					
Milt Thompson, L OBP: 0.348, SLG: 0.346										5	0	2	1	0	0	1						
Von Hayes, L OBP: 0.354, SLG: 0.419										4	0	0	0	1	1	5						
Mike Schmidt, R OBP: 0.319, SLG: 0.361										4	1	2	2	1	1	1						
Chris James, R OBP: 0.280, SLG: 0.395										5	0	1	0	0	0	3						
Phil Bradley, R OBP: 0.320, SLG: 0.339 Bruce Ruffin, S OBP: 0.200, SLG: 0.125 Mike Young, S OBP: 0.353, SLG: 0.361 Kent Tekulve, R OBP: 0.306, SLG: 0.371										2	0	0	0	0	1	0						
Luis Aguayo, R OBP: 0.336, SLG: 0.371 Darren Daulton, L OBP: 0.256, SLG: 0.269										3	0	0	0	1	1	1						
Steve Jeltz, S OBP: 0.358, SLG: 0.308										4	0	0	0	0	0	2						
Shane Rawley, R OBP: 0.156, SLG: 0.182 Greg Harris, S OBP: 0.400, SLG: 0.800 Greg Gross, L OBP: 0.306, SLG: 0.230 Steve Bedrosian, R ERA: 2.67										0	0	0	0	0	0	0						
Inning Stats	R: 1 E: 0 K: 1 S: 10	H: 1 LOB: 0 BB: 0 P: 17	R: 0 E: 0 K: 1 S: 13	H: 0 LOB: 1 BB: 1 P: 20	R: 1 E: 0 K: 0 S: 9	H: 1 LOB: 1 BB: 1 P: 14	R: 0 E: 0 K: 1 S: 6	H: 0 LOB: 0 BB: 0 P: 8	R: 0 E: 0 K: 1 S: 15	H: 1 LOB: 2 BB: 0 P: 17	R: 1 E: 0 K: 0 S: 9	H: 1 LOB: 1 BB: 1 P: 15	R: 2 E: 0 K: 1 S: 14	H: 4 LOB: 2 BB: 0 P: 21	R: 0 E: 0 K: 0 S: 8	H: 0 LOB: 0 BB: 0 P: 12		R: 0 E: 0 K: 0 S: 10	H: 2 LOB: 3 BB: 1 P: 19	1B: 6 2B: 0 3B: 2 HR: 2	SF: 0 SAC: 0 DP: 0 HBP: 0	WP: 0 PB: 0 SB: 0 CS: 0
PITCHER	IP WLS BF H R ER SO BB IBB HBP BLK WP HR S P ERA WHIP																					
Mike Scott, R ERA: 3.04	(1, 1) 6.0 26 4 3 3 4 3 0 0 0 0 0 0 2 62 91																					
Juan Agosto, L ERA: 2.32	(7, 1) 2.0 W 10 4 2 2 1 0 0 0 0 0 0 0 22 33																					
Dave Smith, R ERA: 2.67	(9, 1) 1.0 S 6 2 0 0 0 0 0 1 0 0 0 0 0 10 19																					

Batter	1	2	3	4	5	6	7	8	9	AB	R	H	RBI	BB	SO	LOB	TOP										
Gerald Young, S OBP: 0.354, SLG: 0.321										3	1	0	0	1	1	0	Houston Astros @ Philadelphia Phillies Veterans Stadium, Philadelphia, PA Fri Jul 15 1988, 7:05 PM EDT Att: 26,545 - Unknown - 90 F										
Bill Doran, S OBP: 0.346, SLG: 0.331										3	1	2	0	1	1	0											
Terry Puhl, L OBP: 0.466, SLG: 0.430										3	1	2	1	0	1	1											
Kevin Bass, S OBP: 0.323, SLG: 0.376										1	0	0	0	0	1	1											
Glenn Davis, R OBP: 0.319, SLG: 0.457										4	1	1	3	0	0	2											
Buddy Bell, R OBP: 0.284, SLG: 0.293										4	1	1	1	0	1	0											
Billy Hatcher, R OBP: 0.332, SLG: 0.376										4	0	0	0	0	1	0											
Rafael Ramirez, R OBP: 0.292, SLG: 0.365										4	0	1	0	0	0	0											
Craig Biggio, R OBP: 0.229, SLG: 0.267										4	0	0	0	0	2	1											
Jim Deshaies, L OBP: 0.111, SLG: 0.059										3	0	0	0	0	2	0											
Danny Darwin, R OBP: 0.027, SLG: 0.056										1	0	0	0	0	0	1											
Inning Stats	R: 0 H: 1 E: 0 K: 2 S: 10	H: 1 LOB: 1 BB: 0 P: 17	R: 0 H: 0 E: 0 K: 2 S: 9	H: 0 LOB: 0 BB: 0 P: 11	R: 4 H: 2 E: 0 K: 1 S: 10	H: 2 LOB: 0 BB: 2 P: 23	R: 0 H: 0 E: 0 K: 1 S: 8	H: 0 LOB: 0 BB: 0 P: 11	R: 0 H: 1 E: 0 K: 2 S: 12	H: 1 LOB: 1 BB: 0 P: 14	R: 0 H: 0 E: 0 K: 0 S: 10	H: 0 LOB: 0 BB: 0 P: 12	R: 0 H: 0 E: 0 K: 0 S: 9	H: 0 LOB: 0 BB: 0 P: 13	R: 0 H: 1 E: 0 K: 1 S: 7	H: 1 LOB: 1 BB: 0 P: 10	R: 1 H: 2 E: 0 K: 1 S: 11	H: 2 LOB: 1 BB: 0 P: 18	1B: 3 2B: 2 3B: 0 HR: 2	SF: 0 SAC: 0 DP: 0 HBP: 0	WP: 0 PB: 0 SB: 3 CS: 0	PA: 36					
PITCHER	IP	WLS	BF	H	R	ER	SO	BB	IBB	HBP	BLK	WP	HR	S	P	ERA	WHIP										
Kevin Gross, R ERA: 3.0	7.0	L	27	4	4	4	8	2	0	0	0	0	1	68	101	5.14	0.857										
Bill Scherrer, L ERA: 11.12	0.2		3	1	0	0	1	0	0	0	0	0	0	5	7	0.00	1.500										
Kent Tekulve, R ERA: 4.14	1.1		6	2	1	1	1	0	0	0	0	0	1	13	21	6.75	1.500										

Batter	1	2	3	4	5	6	7	8	9	AB	R	H	RBI	BB	SO	LOB	BOTTOM										
Juan Samuel, R OBP: 0.303, SLG: 0.390										3	0	1	2	1	0	0	Houston Astros @ Philadelphia Phillies Veterans Stadium, Philadelphia, PA Fri Jul 15 1988, 7:05 PM EDT Att: 26,545 - Unknown - 90 F										
Phil Bradley, R OBP: 0.316, SLG: 0.334										4	0	0	0	0	2												
Chris James, R OBP: 0.276, SLG: 0.390										4	0	0	0	0	1	1											
Mike Schmidt, R OBP: 0.321, SLG: 0.361										3	0	1	0	1	0	0											
Mike Young, S OBP: 0.340, SLG: 0.345										4	0	0	0	0	2	4											
John Russell, R OBP: 0.444, SLG: 0.778										3	1	1	0	0	1	2											
Milt Thompson, L OBP: 0.345, SLG: 0.345										1	0	0	0	0	1	0											
Greg Gross, L OBP: 0.292, SLG: 0.218										4	0	0	0	0	2												
Steve Jeltz, S OBP: 0.358, SLG: 0.305										2	1	0	0	1	1	0											
Kevin Gross, R OBP: 0.229, SLG: 0.217										1	0	0	0	0	1	0											
Tom Barrett, S OBP: 0.192, SLG: 0.130										1	0	0	0	0	0	0											
Bill Scherrer, L OBP: 0.130										0	0	0	0	0	0	0											
Kent Tekulve, R OBP: 0.130										0	0	0	0	0	0	0											
Inning Stats	R: 0 H: 0 E: 0 K: 1 S: 14	H: 0 LOB: 2 BB: 2 P: 26	R: 2 H: 2 E: 0 K: 0 S: 11	H: 2 LOB: 1 BB: 1 P: 22	R: 0 H: 1 E: 0 K: 1 S: 12	H: 1 LOB: 1 BB: 0 P: 20	R: 0 H: 0 E: 0 K: 2 S: 10	H: 0 LOB: 0 BB: 0 P: 17	R: 0 H: 0 E: 0 K: 1 S: 8	H: 0 LOB: 0 BB: 0 P: 14	R: 0 H: 0 E: 0 K: 1 S: 13	H: 0 LOB: 1 BB: 0 P: 19	R: 0 H: 0 E: 0 K: 0 S: 11	H: 0 LOB: 0 BB: 0 P: 18	R: 0 H: 0 E: 0 K: 0 S: 8	H: 0 LOB: 0 BB: 0 P: 15	R: 0 H: 0 E: 0 K: 1 S: 9	H: 0 LOB: 0 BB: 0 P: 13	1B: 2 2B: 1 3B: 0 HR: 0	SF: 0 SAC: 1 DP: 0 HBP: 0	WP: 0 PB: 0 SB: 0 CS: 1	PA: 35					
PITCHER	IP	WLS	BF	H	R	ER	SO	BB	IBB	HBP	BLK	WP	HR	S	P	ERA	WHIP										
Jim Deshaies, L ERA: 2.88	7.0	W	28	3	2	2	6	2	1	0	0	0	0	17	28	0.00	0.000										
Danny Darwin, R ERA: 4.61	2.0	S	6	0	0	0	1	0	0	0	0	0	0	17	28	0.00	0.000										

AB	34
R	5
H	7
RBI	5
BB	2
SO	10
LOB	6



AB	30
R	2
H	3
RBI	2
BB	3
SO	7
LOB	11



Batter	1	2	3	4	5	6	7	8	9	AB	R	H	RBI	BB	SO	LOB	TOP										
Gerald Young, S OBP: 0.354, SLG: 0.325 Billy Hatcher, R OBP: 0.332, SLG: 0.371	3-2 4-3		1-1 CS 1B		0-0 2B 2B		4-1 FC6 1B BB		3-2 5-3	3	1	2	1	0	0	0											
Bill Doran, S OBP: 0.349, SLG: 0.347 Jim Pankovits, R OBP: 0.297, SLG: 0.347	2-3 K		3-1 SAFE SAFE SAFE SAFE SAFE SAFE 1-2 HR		0-0 G3 2B		1-0 P6		0-0 F9	4	1	2	2	0	1	1											
Terry Puhl, L OBP: 0.459, SLG: 0.423 John Fishel, R OBP: 0.333, SLG: 0.333	1-3 K		3-2 G6-3		3-2 G3		1-1 FC6 1B		2-0 F2	4	0	1	0	0	1	1											
Glenn Davis, R OBP: 0.320, SLG: 0.466																											
Buddy Bell, R OBP: 0.287, SLG: 0.310 Louie Meadows, L OBP: 0.280, SLG: 0.409		0-0 HR			3-3 K		0-0 G4-3		2-1 FC6	4	1	1	1	0	1	3											
Kevin Bass, S OBP: 0.323, SLG: 0.390 Dave Meads, L		2-0 6-3			1-1 4-3 2B		1-1 1-6-3		0-3 K	4	0	1	0	0	1	2											
Rafael Ramirez, R OBP: 0.291, SLG: 0.363		2-2 G3			1-0 4-3		2-1 2B		1-0 1-3	4	0	1	0	0	0	1											
Craig Biggio, R OBP: 0.250, SLG: 0.292		0-2 1B			0-0 F9		1-3 K		0-0 5-3 1B	4	0	2	0	0	1	2											
Bob Knepper, L OBP: 0.088, SLG: 0.063 Larry Andersen, R OBP: 0.500, SLG: 0.500 Craig Reynolds, L OBP: 0.290, SLG: 0.314		1-1 5-3			2-2 SH2-4 2B		4-0 IBB		2-1 5-3	3	1	1	0	1	0	2											
Inning Stats	R: 0 E: 0 K: 2 S: 10	H: 0 LOB: 0 BB: 0 P: 16	R: 1 E: 0 K: 0 S: 11	H: 2 LOB: 1 BB: 0 P: 16	R: 1 E: 0 K: 0 S: 13	H: 2 LOB: 0 BB: 0 P: 18	R: 0 E: 0 K: 1 S: 7	H: 1 LOB: 1 BB: 0 P: 12	R: 2 E: 0 K: 0 S: 11	H: 3 LOB: 1 BB: 0 P: 17	R: 0 E: 0 K: 1 S: 9	H: 1 LOB: 2 BB: 1 P: 18	R: 0 E: 0 K: 1 S: 9	H: 1 LOB: 1 BB: 1 P: 17	R: 0 E: 0 K: 0 S: 7	H: 1 LOB: 0 BB: 0 P: 10	R: 0 E: 0 K: 0 S: 6	H: 0 LOB: 0 BB: 0 P: 11	1B: 4 2B: 5 3B: 0 HR: 2	SF: 0 SAC: 1 DP: 0 HBP: 0	WP: 0 PB: 0 SB: 0 CS: 1	PA: 39					
PITCHER	IP	WLS	BF	H	R	ER	SO	BB	IBB	HBP	BLK	WP	HR	S	P	ERA	WHIP										
Mike Maddux, R ERA: 3.09	5.1		24	9	4	4	3	0	0	0	0	0	2	56	86	6.75	1.688										
Kent Tekulve, R ERA: 4.09	0.2	W	3	0	0	0	1	0	1	0	0	0	0	5	11	0.00	0.000										
Greg Harris, R ERA: 2.35	2.0		9	2	0	0	1	1	0	0	0	0	0	16	27	0.00	1.500										
Bill Scherrer, L ERA: 9.45	1.0		3	0	0	0	0	0	0	0	0	0	0	6	11	0.00	0.000										

Houston Astros @ Philadelphia Phillies
Veterans Stadium, Philadelphia, PA

AB 36
R 4
H 11
RBI 4
BB 2
SO 5
LOB 15



WP: 0 PA: 39
PB: 0
SB: 0
CS: 1

Batter	1	2	3	4	5	6	7	8	9	AB	R	H	RBI	BB	SO	LOB	BOTTOM										
Juan Samuel, R OBP: 0.311, SLG: 0.392	3-1 6-3		1-3 K		0-0 5-3		2-0 1B 3B 1B		2-0 1B	5	1	2	1	0	1	1											
Phil Bradley, R OBP: 0.321, SLG: 0.344	3-2 6-3		0-0 5-3		3-2 F9		3-2 3B 1B		2-1 1B	5	1	2	1	0	0	0											
Mike Schmidt, R OBP: 0.332, SLG: 0.384 Bill Scherrer, L	1-1 6-3				3-2 HR		1-2 2B		0-0 1B 3B	5	2	3	4	0	1	2											
Chris James, R OBP: 0.289, SLG: 0.413		2-0 G1-6-3 2B			4-0 1B HR BB		0-3 K		2-2 FC4-6 1B	4	1	2	1	1	1	1											
Mike Young, S OBP: 0.357, SLG: 0.344		4-0 G1-6-3 BB			2-0 1B HR 1B		4-1 BB		0-0 FC4-6	3	1	1	0	2	0	1											
John Russell, R OBP: 0.286, SLG: 0.500		0-0 G1-6-3			1-3 HR 1B		0-3 K		0-1 F8	5	0	0	0	0	3	7											
Ricky Jordan, R OBP: 0.750, SLG: 2.000		4-1 BB			0-0 HR		4-1 1B SH3-4 BB		1-3 K	2	2	1	3	2	1	0											
Jackie Gutierrez, R OBP: 0.333, SLG: 0.333		1-2 1-3			1-1 SH3 1B		1-1 SH3-4		2-1 1-3	3	0	1	0	0	0	2											
Mike Maddux, L Kent Tekulve, R Keith Miller, S OBP: 0.267, SLG: 0.286 Greg Harris, S OBP: 0.500, SLG: 0.833 Steve Jeltz, S OBP: 0.356, SLG: 0.304					3-2 1-3		0-0 SH3		2-2 1B 1B	1	0	0	0	0	0	0											
Inning Stats	R: 0 E: 0 K: 0 S: 8	H: 0 LOB: 0 BB: 0 P: 15	R: 0 E: 0 K: 0 S: 6	H: 1 LOB: 2 BB: 2 P: 17	R: 0 E: 0 K: 1 S: 7	H: 0 LOB: 0 BB: 0 P: 11	R: 4 E: 0 K: 1 S: 13	H: 4 LOB: 1 BB: 1 P: 25	R: 0 E: 0 K: 2 S: 13	H: 1 LOB: 2 BB: 1 P: 21	R: 5 E: 0 K: 0 S: 19	H: 5 LOB: 1 BB: 1 P: 33	R: 1 E: 0 K: 2 S: 12	H: 3 LOB: 2 BB: 0 P: 20	R: 0 E: 0 K: 1 S: 10	H: 0 LOB: 0 BB: 0 P: 14	R: 0 E: 0 K: 1 S: 10	H: 0 LOB: 0 BB: 0 P: 14	1B: 9 2B: 2 3B: 1 HR: 2	SF: 0 SAC: 2 DP: 1 HBP: 0	WP: 0 PB: 0 SB: 0 CS: 0	PA: 42					
PITCHER	IP	WLS	BF	H	R	ER	SO	BB	IBB	HBP	BLK	WP	HR	S	P	ERA	WHIP										
Bob Knepper, L ERA: 2.94	5.1	L	29	9	8	8	4	5	0	0	0	0	2	59	113	13.50	2.625										
Larry Andersen, R ERA: 3.61	1.2		10	5	2	2	2	0	0	0	0	0	0	19	29	10.80	3.000										
Dave Meads, L ERA: 2.38	1.0		3	0	0	0	1	0	0	0	0	0	0	10	14	0.00	0.000										

Houston Astros @ Philadelphia Phillies
Veterans Stadium, Philadelphia, PA

AB 35
R 10
H 14
RBI 10
BB 5
SO 7
LOB 14



WP: 0 PA: 42
PB: 0
SB: 0
CS: 0

Batter	1	2	3	4	5	6	7	8	9	10	11	AB	R	H	RBI	BB	SO	LOB	TOP					
Ron Gant, R OBP: 0.293, SLG: 0.439	F4	K			G6-4-3 1B	HR		BLK BB		4-3		5	1	2	3	1	1	2						
Andres Thomas, R OBP: 0.278, SLG: 0.377	1B SF8		5-3		G6-4-3 1-2f	HR		6-3			SH1-3 E BB	5	3	2	1	1	0	2						
Gerald Perry, L OBP: 0.385, SLG: 0.455	1B			G5-4-3 1-2f		F7	F5		FC1-5-4 S 1B		SH1-3	5	0	3	0	0	0	0						
Dale Murphy, R OBP: 0.331, SLG: 0.441				G5-4-3 1-2f		HR	F4		FC1-5-4 G4-3 1B 1-3		FC5-4 IBB	4	1	1	1	2	0	2						
Jim Morrison, R OBP: 0.211, SLG: 0.280	SF8		5-3		F3		F2		G4-3 1B		FC5-4 1-2f 2-H	5	0	2	1	0	0	1						
Gary Roenick, R OBP: 0.231, SLG: 0.314	4-3					1B SF8 1B	G6-4-3 1-2f		G4-3		F8	5	1	1	0	1	0	6						
Bruce Benedict, R OBP: 0.315, SLG: 0.299						HR						4	1	2	0	1	1	0						
Jerry Royster, R OBP: 0.296, SLG: 0.294		FC6-4 SH3-1			K	HR 1B					L4	5	1	1	0	0	2	3						
Rock Mayo, R Paul Assenmacher, L José Alvarez, R Tom Barrett, S Greg Harris, S Bruce Sutter, R Charlie Puleo, R Shane Rawley, L Bill Scherrer, L Kent Tekulve, R Mike Young, S Bruce Ruffin, S Steve Jeltz, S		SH3-1			F8	SF8						1	0	0	0	0	0	2						
Inning Stats	R: 1 E: 0 K: 0 S: 9	H: 2 LOB: 2 BB: 1 P: 20	R: 0 E: 0 K: 1 S: 9	H: 0 LOB: 1 BB: 1 P: 17	R: 0 E: 0 K: 0 S: 6	H: 1 LOB: 0 BB: 0 P: 9	R: 0 E: 0 K: 1 S: 12	H: 1 LOB: 2 BB: 1 P: 20	R: 0 E: 0 K: 0 S: 7	H: 1 LOB: 0 BB: 0 P: 11	R: 1 E: 0 K: 1 S: 12	H: 1 LOB: 1 BB: 1 P: 25	R: 0 E: 0 K: 0 S: 7	H: 2 LOB: 1 BB: 0 P: 9	R: 0 E: 0 K: 1 S: 7	H: 0 LOB: 1 BB: 1 P: 14	R: 1 E: 0 K: 0 S: 7	H: 0 LOB: 1 BB: 2 P: 16	1B: 11 2B: 0 3B: 0 HR: 4	SF: 2 SAC: 2 DP: 4 HBP: 0	WP: 0 PB: 0 SB: 1 CS: 0	PA: 51		
PITCHER	IP 5.2	WLS 0.1	BF 29	H 11	R 7	ER 7	SO 2	BB 3	IBB 0	HBP 0	BLK 0	WP 0	HR 3	S 59	P 100	ERA 4.27	WHIP 2.471							
Shane Rawley, L ERA: 4.27	Bill Scherrer, L ERA: 9.0	Greg Harris, R ERA: 2.43	Kent Tekulve, R ERA: 3.99	Bruce Ruffin, L ERA: 4.15																				

Atlanta Braves @ Philadelphia Phillies
Veterans Stadium, Philadelphia, PA
Mon Jul 18 1988, 7:05 PM EDT
Sunny - 90 F

AB 40
R 9
H 15
RBI 8
BB 7
SO 4
LOB 18



Batter	1	2	3	4	5	6	7	8	9	10	11	AB	R	H	RBI	BB	SO	LOB	BOTTOM					
Juan Samuel, R OBP: 0.309, SLG: 0.387	K	F3		1B HBP		6-3			5-3	F3		5	0	0	0	0	1	1						
Milt Thompson, L OBP: 0.349, SLG: 0.349	1B S 1B	1-3		1B 1B		4-3			HBP 1B	1-3		6	3	3	1	0	0	1						
Phil Bradley, R OBP: 0.330, SLG: 0.349	1B 1B			1B 1B				F9	1B FC6-4 HBP		G6-4-3 HBP	4	3	3	0	0	0	0						
Mike Schmidt, R OBP: 0.335, SLG: 0.384	1B FC6-4 1B			1B IBB				F7	FC6-4 1B		G6-4-3	5	1	2	2	1	0	2						
Chris James, R OBP: 0.298, SLG: 0.419	FC6-4 1B			1B 1B					FC6-4 1B		1B	5	0	4	4	1	0	1						
Greg Gross, L OBP: 0.283, SLG: 0.207	FC6-4 1B			BB		L3		4-3			F7	5	0	1	1	1	0	3						
Darren Daulton, L OBP: 0.285, SLG: 0.259												2	0	0	0	1	0	2						
Keith Miller, S OBP: 0.250, SLG: 0.267												1	0	0	0	0	0	0						
Kent Tekulve, R												0	0	0	0	0	0	0						
Mike Young, S OBP: 0.341												1	0	0	0	0	1	2						
Bruce Ruffin, S OBP: 0.200, SLG: 0.125												0	0	0	0	0	0	0						
Steve Jeltz, S OBP: 0.357, SLG: 0.308	4-3											4	1	1	0	1	0	2						
Shane Rawley, R Bill Scherrer, L Tom Barrett, S Greg Harris, S Bruce Sutter, R Charlie Puleo, R		K										1	0	0	0	0	1	0						
Inning Stats	R: 3 E: 0 K: 1 S: 12	H: 4 LOB: 2 BB: 1 P: 26	R: 0 E: 0 K: 1 S: 5	H: 0 LOB: 0 BB: 0 P: 7	R: 0 E: 0 K: 0 S: 8	H: 2 LOB: 2 BB: 1 P: 17	R: 3 E: 0 K: 0 S: 9	H: 4 LOB: 2 BB: 1 P: 18	R: 0 E: 0 K: 0 S: 7	H: 0 LOB: 1 BB: 0 P: 8	R: 0 E: 0 K: 1 S: 10	H: 0 LOB: 0 BB: 0 P: 14	R: 2 E: 0 K: 1 S: 22	H: 3 LOB: 2 BB: 0 P: 32	R: 0 E: 0 K: 0 S: 11	H: 1 LOB: 1 BB: 1 P: 17	R: 0 E: 0 K: 0 S: 9	H: 1 LOB: 1 BB: 0 P: 16	1B: 14 2B: 1 3B: 0 HR: 0	SF: 0 SAC: 1 DP: 1 HBP: 3	WP: 0 PB: 0 SB: 1 CS: 0	PA: 51		
PITCHER	IP 5.0	WLS 2.0	BF 26	H 10	R 6	ER 6	SO 2	BB 2	IBB 1	HBP 0	BLK 0	WP 0	HR 0	S 41	P 78	ERA 10.80	WHIP 2.400							
Rick Mahler, R ERA: 4.31	José Alvarez, R ERA: 3.04	Paul Assenmacher, L ERA: 3.78	Bruce Sutter, R ERA: 3.99	Charlie Puleo, R ERA: 3.56																				

Atlanta Braves @ Philadelphia Phillies
Veterans Stadium, Philadelphia, PA
Mon Jul 18 1988, 7:05 PM EDT
Sunny - 90 F

AB 42
R 8
H 15
RBI 8
BB 5
SO 4
LOB 14



Batter	1	2	3	4	5	6	7	8	9	AB	R	H	RBI	BB	SO	LOB	TOP			
Ron Gant, R OBP: 0.292, SLG: 0.440 (1, 4)										4	0	1	0	0	0	1				
Ken Oberkfell, L OBP: 0.317, SLG: 0.353 (1, 5)										4	0	0	0	0	1	1				
Gerald Perry, L OBP: 0.383, SLG: 0.452 (1, 3)										4	0	1	0	0	0	1				
Dale Murphy, R OBP: 0.330, SLG: 0.441 (1, 9)										4	1	1	0	0	1	2				
Andres Thomas, R OBP: 0.278, SLG: 0.376 (1, 6)										4	0	1	1	0	1	1				
Dion James, L OBP: 0.375, SLG: 0.375 Ed Olwine, R (7, 1)										3	0	1	0	0	1	0				
Ozzie Virgil, R OBP: 0.281, SLG: 0.383 (1, 2)										3	0	0	0	0	0	0				
Jerry Royster, R OBP: 0.281, SLG: 0.278 (1, 8)										3	0	0	0	0	0	0				
German Jimenez, L OBP: 0.250, SLG: 0.250 Gary Roenicke, R OBP: 0.297, SLG: 0.320 (7, 7)										2	0	0	0	0	0	0				
Inning Stats	R: 0 E: 0 K: 1 S: 11	H: 1 LOB: 1 BB: 0 P: 16	R: 0 E: 0 K: 1 S: 5	H: 0 LOB: 0 BB: 0 P: 7	R: 0 E: 0 K: 0 S: 5	H: 0 LOB: 0 BB: 0 P: 6	R: 0 E: 0 K: 0 S: 4	H: 0 LOB: 0 BB: 0 P: 6	R: 0 E: 0 K: 0 S: 5	H: 0 LOB: 0 BB: 0 P: 8	R: 1 E: 0 K: 0 S: 9	H: 3 LOB: 1 BB: 0 P: 11	R: 0 E: 0 K: 0 S: 7	H: 1 LOB: 1 BB: 0 P: 10	R: 0 E: 0 K: 2 S: 16	H: 1 LOB: 1 BB: 0 P: 21	1B: 4 2B: 2 3B: 0 HR: 0	SF: 0 SAC: 0 DP: 0 HBP: 0	WP: 0 PA: 33 PB: 0 SB: 0 CS: 1	
PITCHER	IP WLS BF H R ER SO BB IBB HBP BLK WP HR S P ERA WHIP	7.0 W 24 4 1 1 2 0 0 0 0 0 0 44 61 1.29 0.571	2.0 S 8 2 0 0 2 0 0 0 0 0 0 23 31 0.00 1.000																	

Atlanta Braves @ Philadelphia Phillies
Veterans Stadium, Philadelphia, PA
Mon Jul 18 1988, 7:05 PM EDT
Att: 22,066 - Unknown - 82 F

AB 32
R 1
H 6
RBI 1
BB 0
SO 4
LOB 6



Batter	1	2	3	4	5	6	7	8	9	AB	R	H	RBI	BB	SO	LOB	BOTTOM			
Juan Samuel, R OBP: 0.308, SLG: 0.385 (1, 4)										4	0	1	0	0	0	0				
Phil Bradley, R OBP: 0.325, SLG: 0.346 (1, 7)										3	0	0	0	1	1	0				
Mike Schmidt, R OBP: 0.337, SLG: 0.387 (1, 5)										3	0	1	1	0	0	0				
Chris James, R OBP: 0.295, SLG: 0.414 (1, 8)										4	0	0	0	0	1	4				
Mike Young, S OBP: 0.353, SLG: 0.351 (1, 9)										3	1	1	0	0	2	0				
John Russell, R OBP: 0.263, SLG: 0.421 (1, 2)										3	0	0	0	0	0	1				
Ricky Jordan, R OBP: 0.714, SLG: 1.800 (1, 3)										3	2	2	2	0	0	0				
Jackie Gutierrez, R OBP: 0.167, SLG: 0.167 (1, 6)										3	0	0	0	0	0	1				
David Palmer, R OBP: 0.261, SLG: 0.652 Tom Barrett, S OBP: 0.179, SLG: 0.120 Steve Bedrosian, R (8, 1)										2	1	1	1	0	0	0				
Inning Stats	R: 0 E: 0 K: 0 S: 7	H: 0 LOB: 0 BB: 0 P: 10	R: 0 E: 0 K: 1 S: 9	H: 0 LOB: 0 BB: 0 P: 14	R: 0 E: 0 K: 0 S: 7	H: 0 LOB: 0 BB: 0 P: 13	R: 0 E: 0 K: 1 S: 11	H: 0 LOB: 0 BB: 0 P: 13	R: 0 E: 0 K: 2 S: 8	H: 0 LOB: 0 BB: 0 P: 10	R: 2 E: 0 K: 1 S: 15	H: 2 LOB: 2 BB: 1 P: 27	R: 2 E: 0 K: 1 S: 11	H: 2 LOB: 0 BB: 0 P: 15	R: 0 E: 0 K: 0 S: 8	H: 1 LOB: 1 BB: 0 P: 12	1B: 3 2B: 2 3B: 0 HR: 1	SF: 0 SAC: 0 DP: 1 HBP: 1	WP: 0 PA: 31 PB: 1 SB: 0 CS: 0	
PITCHER	IP WLS BF H R ER SO BB IBB HBP BLK WP HR S P ERA WHIP	6.0 L 22 3 2 2 4 1 0 0 0 0 0 1 19 27 3.00 0.667	2.0 9 3 2 2 1 0 0 0 0 0 0 1 27 9.00 1.500																	

Atlanta Braves @ Philadelphia Phillies
Veterans Stadium, Philadelphia, PA
Mon Jul 18 1988, 7:05 PM EDT
Att: 22,066 - Unknown - 82 F


AB 29
R 4
H 6
RBI 4
BB 1
SO 5
LOB 6



Batter	1	2	3	4	5	6	7	8	9	AB	R	H	RBI	BB	SO	LOB	TOP								
Ron Gant, R OBP: 0.291, SLG: 0.439 (1, 4)	F8		F5		5-3		2B	L6		5	1	1	0	0	0	1									
Ken Oberkfell, L OBP: 0.321, SLG: 0.350 (1, 5)	HBP		BB		4-3		2B	BB	4-3	2	0	0	0	2	0	0									
Gerald Perry, L OBP: 0.386, SLG: 0.451 (1, 3)	L6		L8		4-3		1-3	2B	F6	5	0	1	2	0	0	2									
Dale Murphy, R OBP: 0.331, SLG: 0.450 (1, 9)	F8			4-3	BLK	1B	HR	K	1-3	5	1	2	1	0	1	3									
Andres Thomas, R OBP: 0.275, SLG: 0.372 Paul Assenmacher, L OBP: 0.500, SLG: 1.000 (7, 1)		K		4-3		1-3	6-3	G6-3		4	0	0	0	0	1	3									
Dion James, L OBP: 0.374, SLG: 0.372 (7, 8)	G3			F8					6-3	2	0	0	0	1	0	1									
Gary Roenicke, R OBP: 0.295, SLG: 0.317 (8, PH) (8, 8)				F8			BB			1	0	0	0	0	0	0									
Bruce Benedict, R OBP: 0.328, SLG: 0.297 (1, 2)		BB		F8				WP	PB	1	1	0	0	3	0	1									
Jerry Royster, R OBP: 0.262, SLG: 0.259 (7, 6)	F7			F8				K	K	4	0	0	0	0	2	4									
Zane Smith, L OBP: 0.219, SLG: 0.250 Jose Alvarez, R OBP: 0.500, SLG: 0.500 Paul Assenmacher, L OBP: 0.500, SLG: 0.500 Ed Olivine, R OBP: 0.356, SLG: 0.309 Ken Griffey, L OBP: 0.356, SLG: 0.309 Jim Morrison, R OBP: 0.218, SLG: 0.280 (11, 1) (12, 1) (5, PH) (5, 1) (7, PH) (8, PH) (8, 7)			P4		5-3			2B	BB	0	0	0	0	0	0	0									
Inning Stats	R: 0 E: 0 K: 0 S: 9	H: 0 LOB: 1 BB: 0 P: 14	R: 0 E: 0 K: 1 S: 8	H: 0 LOB: 1 BB: 1 P: 18	R: 0 E: 0 K: 0 S: 9	H: 1 LOB: 1 BB: 1 P: 17	R: 0 E: 0 K: 0 S: 14	H: 1 LOB: 2 BB: 1 P: 23	R: 0 E: 0 K: 0 S: 6	H: 0 LOB: 0 BB: 0 P: 9	R: 1 E: 0 K: 0 S: 6	H: 1 LOB: 1 BB: 1 P: 12	R: 2 E: 0 K: 2 S: 19	H: 2 LOB: 2 BB: 2 P: 31	R: 1 E: 0 K: 1 S: 12	H: 0 LOB: 1 BB: 2 P: 23	R: 0 E: 0 K: 0 S: 7	H: 0 LOB: 0 BB: 0 P: 11	1B: 1 2B: 2 3B: 0 HR: 1	SF: 0 SAC: 0 DP: 0 HBP: 1	WP: 2 PB: 1 SB: 0 CS: 0	PA: 40			
PITCHER	IP	WLS	BF	H	R	ER	SO	BB	IBB	HBP	BLK	WP	HR	S	P	ERA	WHIP								
Kevin Gross, R ERA: 3.05 (1, 1)	6.1	W	29	3	3	3	2	6	0	1	1	0	1	65	117	4.26	1.421								
Bruce Ruffin, L ERA: 4.1 (7, 1)	1.1		7	1	1	0	2	2	0	0	0	1	0	16	27	0.00	2.250								
Steve Bedrosian, R ERA: 3.58 (8, 1)	1.1	S	4	0	0	0	0	0	0	0	0	0	0	9	14	0.00	0.000								

Atlanta Braves @ Philadelphia Phillies
Veterans Stadium, Philadelphia, PA
Tue Jul 19 1988, 7:05 PM EDT
Att: 19,735 - Unknown - 95 F

AB 31
R 4
H 4
RBI 3
BB 8
SO 4
LOB 15



Batter	1	2	3	4	5	6	7	8	9	AB	R	H	RBI	BB	SO	LOB	BOTTOM								
Juan Samuel, R OBP: 0.309, SLG: 0.392 (1, 4)	5-3			K	F7			6-3		4	2	1	2	1	1	1									
Phil Bradley, R OBP: 0.332, SLG: 0.349 (1, 7)	5-3	HR		BB	1B	HBP		K		3	1	1	0	1	1	1									
Mike Schmidt, R OBP: 0.341, SLG: 0.397 (1, 5)	HR		5-3		BB	1B		K		5	1	3	2	0	1	1									
Chris James, R OBP: 0.297, SLG: 0.422 (9, 9)	HR			F7				6-3		3	1	1	2	1	0	3									
Mike Young, S OBP: 0.367, SLG: 0.354 Milt Thompson, L OBP: 0.349, SLG: 0.349 (9, 8)	G6-3				BB	1B		5-3		2	0	1	0	2	0	1									
John Russell, R OBP: 0.217, SLG: 0.348 Darren Daulton, L OBP: 0.255, SLG: 0.259 (9, 2)	G6-3			F7				L8		4	0	0	0	0	1	8									
Ricky Jordan, R OBP: 0.455, SLG: 1.000 (1, 3)	P4		5-3		1-3			P4		4	0	0	0	0	0	1									
Steve Jeltz, S OBP: 0.355, SLG: 0.307 (1, 6)		SH3-4	1B		1-3			K		4	1	1	0	0	1	0									
Kevin Gross, R OBP: 0.240, SLG: 0.229 Bruce Ruffin, S OBP: 0.194, SLG: 0.121 Steve Bedrosian, R (8, 1)		SH3-4	P4					L7		2	0	1	0	0	0	0									
Inning Stats	R: 3 E: 0 K: 0 S: 14	H: 3 LOB: 1 BB: 1 P: 25	R: 2 E: 0 K: 1 S: 14	H: 2 LOB: 3 BB: 3 P: 33	R: 0 E: 0 K: 0 S: 9	H: 0 LOB: 0 BB: 0 P: 14	R: 0 E: 0 K: 1 S: 13	H: 1 LOB: 3 BB: 1 P: 26	R: 0 E: 0 K: 0 S: 7	H: 1 LOB: 1 BB: 0 P: 14	R: 1 E: 0 K: 0 S: 12	H: 2 LOB: 1 BB: 0 P: 17	R: 0 E: 0 K: 1 S: 8	H: 0 LOB: 0 BB: 0 P: 12	R: 0 E: 0 K: 2 S: 9	H: 0 LOB: 0 BB: 0 P: 14	R: 0 E: 0 K: 0 S: 7	H: 0 LOB: 0 BB: 0 P: 11	1B: 4 2B: 3 3B: 0 HR: 2	SF: 0 SAC: 1 DP: 0 HBP: 1	WP: 0 PB: 0 SB: 0 CS: 0	PA: 39			
PITCHER	IP	WLS	BF	H	R	ER	SO	BB	IBB	HBP	BLK	WP	HR	S	P	ERA	WHIP								
Zane Smith, L ERA: 4.24 (1, 1)	1.1	L	10	1	0	0	2	4	0	1	0	0	0	31	64	0.00	1.875								
Jose Alvarez, R ERA: 2.89 (2, 1)	2.2		14	1	0	0	2	4	0	1	0	0	0	19	31	4.50	1.500								
Ed Olivine, L ERA: 7.62 (5, 1)	2.0		9	3	1	1	0	0	0	0	0	0	0	17	26	0.00	0.000								
Paul Assenmacher, L ERA: 3.64 (7, 1)	2.0		6	0	0	0	3	0	0	0	0	0	0	17	26	0.00	0.000								

Atlanta Braves @ Philadelphia Phillies
Veterans Stadium, Philadelphia, PA
Tue Jul 19 1988, 7:05 PM EDT
Att: 19,735 - Unknown - 95 F

AB 32
R 6
H 9
RBI 6
BB 5
SO 5
LOB 16



Batter	1	2	3	4	5	6	7	8	9	AB	R	H	RBI	BB	SO	LOB	TOP								
Ron Gant, R OBP: 0.293, SLG: 0.442 (1,4)	F9		1B														5 1 2 0 0 1 2								
Andres Thomas, R OBP: 0.274, SLG: 0.370 (1,6)	L7		F7														5 1 1 0 0 1 3								
Gerald Perry, L OBP: 0.382, SLG: 0.452 (1,3)	F7		1B														4 0 2 0 0 0 1								
Dale Murphy, R OBP: 0.332, SLG: 0.453 (1,9)		F9	1B														4 1 2 1 0 0 2								
Jim Morrison, R OBP: 0.212, SLG: 0.273 (8, PH)	F9		1-3														3 0 0 0 0 0 3								
Ken Oberkfell, L OBP: 0.320, SLG: 0.349 (8,5)																	1 0 0 0 0 0 2								
Gary Roenicke, R OBP: 0.287, SLG: 0.308 (8, PH)																	3 0 0 0 0 0 1								
Ted Simmons, S OBP: 0.368, SLG: 0.431 (8, PR)																	1 0 1 1 0 0 0								
José Alvarez, R OBP: 0.500, SLG: 0.500 (8, PR)																	0 0 0 0 0 0 0								
Charlie Puleo, R OBP: 0.250, SLG: 0.250 (8,1)																	0 0 0 0 0 0 0								
Ozzie Virgil, R OBP: 0.280, SLG: 0.381 (1,2)																	4 0 1 1 0 0 2								
Jerry Royster, R OBP: 0.250, SLG: 0.246 (8, PH)																	3 0 0 0 0 0 1								
Ken Griffey, L OBP: 0.309, SLG: 0.312 (9, PH)																	1 0 1 0 0 0 0								
Pete Smith, R OBP: 0.097, SLG: 0.129 (1,1)																	3 0 1 0 0 1 0								
Dion James, L OBP: 0.373, SLG: 0.370 (8,7)																	1 0 0 0 0 1 1								
Inning Stats	R: 0 E: 0 K: 0 S: 8	H: 0 LOB: 0 BB: 0 P: 15	R: 1 E: 0 K: 1 S: 12	H: 2 LOB: 1 BB: 0 P: 21	R: 1 E: 0 K: 0 S: 11	H: 3 LOB: 2 BB: 0 P: 16	R: 0 E: 0 K: 0 S: 4	H: 0 LOB: 0 BB: 0 P: 5	R: 0 E: 0 K: 1 S: 10	H: 1 LOB: 1 BB: 0 P: 14	R: 0 E: 0 K: 0 S: 7	H: 0 LOB: 0 BB: 0 P: 9	R: 0 E: 0 K: 1 S: 8	H: 1 LOB: 1 BB: 0 P: 13	R: 1 E: 0 K: 0 S: 17	H: 3 LOB: 2 BB: 0 P: 19	R: 0 E: 0 K: 2 S: 15	H: 1 LOB: 1 BB: 0 P: 22	1B: 9 2B: 2 3B: 0 HR: 0	SF: 0 SAC: 0 DP: 0 HBP: 0	WP: 0 PB: 0 SB: 0 CS: 0	PA: 38			
PITCHER	IP	WLS	BF	H	R	ER	SO	BB	IBB	HBP	BLK	WP	HR	S	P	ERA	WHIP								
Don Carman, L ERA: 4.55 (1,1)	7.0	W	28	7	2	2	3	0	0	0	0	0	0	60	93	2.57	1.000								
Kent Tekulve, R ERA: 4.1 (8,1)	1.0		6	3	1	1	0	0	0	0	0	0	0	17	19	9.00	3.000								
Steve Bedrosian, R ERA: 3.49 (9,1)	1.0	S	4	1	0	0	2	0	0	0	0	0	0	15	22	0.00	1.000								

Atlanta Braves @ Philadelphia Phillies
Veterans Stadium, Philadelphia, PA
Wed Jul 20 1988, 7:05 PM EDT
Att: 17,747 - Unknown - 85 F

AB 38
R 3
H 11
RBI 3
BB 0
SO 5
LOB 18



Batter	1	2	3	4	5	6	7	8	9	AB	R	H	RBI	BB	SO	LOB	BOTTOM								
Juan Samuel, R OBP: 0.311, SLG: 0.404 (1,4)	F7		E														4 2 2 2 0 0 1								
Milt Thompson, L OBP: 0.348, SLG: 0.344 (1,8)	5-3		FC4-6														3 0 0 0 1 0 1								
Phil Bradley, R OBP: 0.329, SLG: 0.345 (1,7)	F9		FC4-6														4 0 0 0 0 0 2								
Mike Schmidt, R OBP: 0.343, SLG: 0.396 (1,5)		1B															3 1 1 0 1 1 0								
Chris James, R OBP: 0.294, SLG: 0.417 (1,9)	L8		L9														4 0 0 0 0 0 3								
Steve Bedrosian, R OBP: 0.179, SLG: 0.120 (9,1)																	0 0 0 0 0 0 0								
Darren Daulton, L OBP: 0.276, SLG: 0.273 (1,2)																	3 0 2 0 1 0 0								
Ricky Jordan, R OBP: 0.400, SLG: 0.769 (1,3)																	4 0 1 1 0 1 2								
Steve Jeltz, S OBP: 0.355, SLG: 0.312 (1,6)																	3 1 1 0 0 0 2								
Don Carman, L OBP: 0.026, SLG: 0.026 (1,1)																	2 0 1 0 0 1 0								
Tom Barrett, S OBP: 0.179, SLG: 0.120 (7, PH)																	0 0 0 0 0 0 0								
Kent Tekulve, R OBP: 0.179, SLG: 0.120 (8,1)																	0 0 0 0 0 0 0								
Greg Gross, L OBP: 0.283, SLG: 0.207 (9,9)																	0 0 0 0 0 0 0								
Inning Stats	R: 0 E: 0 K: 0 S: 7	H: 0 LOB: 0 BB: 0 P: 9	R: 1 E: 0 K: 0 S: 8	H: 3 LOB: 1 BB: 0 P: 11	R: 1 E: 1 K: 1 S: 13	H: 1 LOB: 2 BB: 0 P: 26	R: 0 E: 0 K: 0 S: 7	H: 0 LOB: 0 BB: 0 P: 9	R: 0 E: 0 K: 1 S: 10	H: 1 LOB: 1 BB: 0 P: 21	R: 0 E: 0 K: 1 S: 8	H: 0 LOB: 1 BB: 1 P: 14	R: 2 E: 0 K: 0 S: 10	H: 2 LOB: 0 BB: 0 P: 16	R: 0 E: 0 K: 1 S: 13	H: 1 LOB: 1 BB: 0 P: 17	1B: 5 2B: 2 3B: 0 HR: 1	SF: 0 SAC: 1 DP: 1 HBP: 0	WP: 0 PB: 0 SB: 0 CS: 0	PA: 34					
PITCHER	IP	WLS	BF	H	R	ER	SO	BB	IBB	HBP	BLK	WP	HR	S	P	ERA	WHIP								
Pete Smith, R ERA: 4.89 (1,1)	7.0	L	30	7	4	3	2	3	0	0	1	0	1	67	106	3.86	1.429								
Charlie Puleo, R ERA: 3.5 (8,1)	1.0		4	1	0	0	1	0	0	0	0	0	0	13	17	0.00	1.000								

Atlanta Braves @ Philadelphia Phillies
Veterans Stadium, Philadelphia, PA
Wed Jul 20 1988, 7:05 PM EDT
Att: 17,747 - Unknown - 85 F


AB 30
R 4
H 8
RBI 3
BB 3
SO 3
LOB 11



Batter	1	2	3	4	5	6	7	8	9	AB	R	H	RBI	BB	SO	LOB	TOP				
Juan Samuel, R (1.4) OBP: 0.308, SLG: 0.399	1-3 K		1-3 K		0-0 FC5-4		0-0 FC6			4	0	0	0	0	2	3					
Milt Thompson, L (1.8) OBP: 0.347, SLG: 0.351	1-0 3B		1-3 K					0-3 K		4	0	1	0	0	3	1					
Phil Bradley, R (1.7) OBP: 0.331, SLG: 0.343	4-2 BB		3-1 6-3					1-0 F9		2	0	0	0	2	0	1					
Mike Schmidt, R (1.5) OBP: 0.342, SLG: 0.392	2-3 K			2-1 F7				2-1 5-3		3	0	0	0	0	1	2					
Chris James, R (1.9) OBP: 0.290, SLG: 0.412	0-1 G3			2-3 K					2-1 F9	4	0	0	0	0	2	4					
Greg Gross, L (1.3) OBP: 0.272, SLG: 0.198		1-1 F8		1-2 G3					1-2 F7	4	0	0	0	0	0	2					
Darren Daulton, L (1.2) OBP: 0.284, SLG: 0.275		1-3 K			3-1 FC2-6			0-1 G3		3	0	1	0	1	1	0					
Steve Jeltz, S (1.6) OBP: 0.350, SLG: 0.306		2-1 4-3			3-2 F7			1-1 G3		4	0	0	0	0	0	2					
Mike Maddux, L (1.1) OBP: 0.100, SLG: 0.200			2-2 2B		0-0 FC2-6			4-0 FC6		2	0	1	0	0	0	1					
Kent Tekulve, R (6.1)										0	0	0	0	0	0	0					
Keith Miller, S (7. PH) OBP: 0.294, SLG: 0.267										0	0	0	0	1	0	0					
Greg Harris, S (7.1) OBP: 0.500, SLG: 0.833										0	0	0	0	0	0	0					
Inning Stats	R: 0 E: 0 K: 2 S: 11	H: 1 LOB: 2 BB: 1 P: 19	R: 0 E: 0 K: 1 S: 7	H: 0 LOB: 0 BB: 0 P: 11	R: 0 E: 0 K: 2 S: 11	H: 1 LOB: 1 BB: 0 P: 18	R: 0 E: 0 K: 1 S: 8	H: 0 LOB: 0 BB: 0 P: 13	R: 0 E: 0 K: 2 S: 7	H: 1 LOB: 1 BB: 0 P: 13	R: 0 E: 0 K: 2 S: 8	H: 0 LOB: 2 BB: 1 P: 18	R: 0 E: 0 K: 0 S: 5	H: 0 LOB: 1 BB: 1 P: 10	R: 0 E: 0 K: 1 S: 6	H: 0 LOB: 0 BB: 0 P: 9	R: 0 E: 0 K: 0 S: 8	H: 0 LOB: 1 BB: 1 P: 16	1B: 1 2B: 1 3B: 1 HR: 0	SF: 0 SAC: 0 DP: 0 HBP: 1	WP: 0 PA: 35 PB: 0 SB: 1 CS: 0
PITCHER Nolan Ryan, R (1.1) ERA: 4.15	IP: 9.0 WLS: W BF: 35 H: 3 R: 0 ER: 0 SO: 9 BB: 4 IBB: 0 HBP: 1 BLK: 0 WP: 0 HR: 0 S: 71 P: 127 ERA: 0.00 WHIP: 0.778															PITCHER	IP: 9.0 WLS: W BF: 35 H: 3 R: 0 ER: 0 SO: 9 BB: 4 IBB: 0 HBP: 1 BLK: 0 WP: 0 HR: 0 S: 71 P: 127 ERA: 0.00 WHIP: 0.778				

Philadelphia Phillies @ Houston Astros
Astrodome, Houston, TX
Thu Jul 21 1988, 8:05 PM EDT
Att: 29,654 - Dome - 70 F


AB 30
R 0
H 3
RBI 0
BB 4
SO 9
LOB 16



Batter	1	2	3	4	5	6	7	8	9	AB	R	H	RBI	BB	SO	LOB	BOTTOM		
Gerald Young, S (1.8) OBP: 0.350, SLG: 0.324	2-2 6-3		3-2 G3		3-2 4-3		2-2 4-3			4	0	0	0	0	0	0			
Bill Doran, S (1.4) OBP: 0.347, SLG: 0.344	4-2 1B BB		2-2 2B			0-1 G3 1B		2-0 G3		3	1	2	0	1	0	0			
Terry Puhl, L (1.9) OBP: 0.445, SLG: 0.458	0-1 G5-3 1B		0-0 4-3			2-2 G3 1B		3-1 G3 HR		4	1	2	1	0	0	2			
Glenn Davis, R (1.3) OBP: 0.327, SLG: 0.484	3-1 1B			3-2 5-3		4-0 1B IBB		3-2 F8		3	0	1	0	1	0	0			
Buddy Bell, R (1.5) OBP: 0.289, SLG: 0.325	3-1 G5-3			1-2 5-3		2-2 1B		3-2 WP 1B		4	0	2	1	0	0	3			
Billy Hatcher, R (1.7) OBP: 0.330, SLG: 0.366		1-2 G3		0-0 1B		1-2 2-H 1B		4-1 F7 BB		3	0	1	0	1	0	2			
Rafael Ramirez, R (1.6) OBP: 0.287, SLG: 0.368		0-1 F7		3-3 K		2-1 4-3		2-2 FC6-4		4	0	0	0	0	1	5			
Craig Biggio, R (1.2) OBP: 0.242, SLG: 0.276		2-0 F9			3-1 5-3		1-2 F9			3	0	0	0	0	0	0			
Nolan Ryan, R (1.1) OBP: 0.087, SLG: 0.067			3-2 F9		0-3 K		2-3 K			3	0	0	0	0	2	0			
Inning Stats	R: 0 E: 0 K: 0 S: 12	H: 2 LOB: 2 BB: 1 P: 24	R: 0 E: 0 K: 0 S: 6	H: 0 LOB: 0 BB: 0 P: 9	R: 0 E: 0 K: 1 S: 14	H: 1 LOB: 1 BB: 0 P: 22	R: 0 E: 0 K: 1 S: 11	H: 1 LOB: 1 BB: 0 P: 17	R: 0 E: 0 K: 0 S: 8	H: 0 LOB: 0 BB: 0 P: 14	R: 1 E: 0 K: 0 S: 11	H: 2 LOB: 2 BB: 1 P: 22	R: 0 E: 0 K: 1 S: 10	H: 0 LOB: 0 BB: 0 P: 15	R: 1 E: 0 K: 0 S: 13	H: 2 LOB: 2 BB: 1 P: 30	1B: 6 2B: 1 3B: 0 HR: 1	SF: 0 SAC: 0 DP: 1 HBP: 0	WP: 1 PA: 34 PB: 0 SB: 1 CS: 0
PITCHER Mike Maddux, R (1.1) ERA: 2.89	IP: 5.1 WLS: L BF: 23 H: 6 R: 1 ER: 1 SO: 2 BB: 1 IBB: 1 HBP: 0 BLK: 0 WP: 0 HR: 0 S: 59 P: 102 ERA: 1.69 WHIP: 1.312															PITCHER	IP: 5.1 WLS: L BF: 23 H: 6 R: 1 ER: 1 SO: 2 BB: 1 IBB: 1 HBP: 0 BLK: 0 WP: 0 HR: 0 S: 59 P: 102 ERA: 1.69 WHIP: 1.312		
Kent Tekulve, R (6.1) ERA: 4.04	0.2 2 0 0 0 0																0 0 3 6 0.00 0.000		
Greg Harris, R (7.1) ERA: 2.5	2.0 9 2 1 1 1																1 1 23 45 4.50 1.500		

Philadelphia Phillies @ Houston Astros
Astrodome, Houston, TX
Thu Jul 21 1988, 8:05 PM EDT
Att: 29,654 - Dome - 70 F

AB 31
R 2
H 8
RBI 2
BB 3
SO 3
LOB 12



Batter	1	2	3	4	5	6	7	8	9	AB	R	H	RBI	BB	SO	LOB	TOP								
Mookie Wilson, S OBP: 0.304, SLG: 0.361	4-0 S BB		0-3 K		2-3 K		1-0 L4			3	0	0	0	1	2	2									
Tim Lincecum, R OBP: 0.346, SLG: 0.348	3-2 G1-3 1-2		3-2 F9		1-1 1B			2-2 G4-3		4	0	1	0	0	0	2									
Kevin McReynolds, R OBP: 0.331, SLG: 0.466	3-3 K			1-0 HR	2-3 K			0-1 F8		4	1	1	1	0	2	2									
Darryl Strawberry, L OBP: 0.388, SLG: 0.593	3-0 F6			2-0 HR		1-1 G1-3		2-2 PB 1B		4	1	2	1	0	0	1									
Gary Carter, R OBP: 0.308, SLG: 0.375		4-2 BB		2-1 F4		0-1 F3		1-1 L7		3	0	0	0	1	0	1									
Roger McDowell, R OBP: 0.429, SLG: 0.857				1-2 1B		0-0 G4-3				0	0	0	0	0	0	0									
Howard Johnson, S OBP: 0.344, SLG: 0.436		2-3 K		1-2 1B					1-3 K	4	0	1	0	0	2	1									
Dave Magadan, L OBP: 0.315, SLG: 0.358		0-1 G3-6 1-2		1-0 F7		1-2 G4-3		4-1 FC5-4 BB		3	0	0	0	1	0	2									
Kevin Elster, R OBP: 0.281, SLG: 0.317			0-0 SH1-4 1B	3-1 L7		1-2 G5-3		0-0 FC5-4 1-2		4	0	1	0	0	0	2									
Ron Darling, R OBP: 0.224, SLG: 0.292			0-0 SH1-4		2-3 K		1-1 1B		0-2 F9	2	0	1	0	0	1	0									
Bob McClure, R OBP: 0.184, SLG: 0.255										0	0	0	0	0	0	0									
Inning Stats	R: 0 E: 0 K: 1 S: 8	H: 0 LOB: 1 BB: 1 P: 21	R: 0 E: 0 K: 1 S: 12	H: 0 LOB: 0 BB: 1 P: 18	R: 0 E: 0 K: 1 S: 8	H: 1 LOB: 1 BB: 0 P: 11	R: 2 E: 0 K: 0 S: 12	H: 3 LOB: 1 BB: 0 P: 20	R: 0 E: 0 K: 3 S: 12	H: 1 LOB: 1 BB: 0 P: 19	R: 0 E: 0 K: 0 S: 5	H: 0 LOB: 0 BB: 0 P: 6	R: 0 E: 0 K: 0 S: 9	H: 1 LOB: 1 BB: 0 P: 13	R: 0 E: 0 K: 0 S: 10	H: 1 LOB: 1 BB: 0 P: 15	R: 0 E: 0 K: 1 S: 9	H: 0 LOB: 1 BB: 1 P: 14	1B: 5 2B: 0 3B: 0 HR: 2	SF: 0 SAC: 1 DP: 1 HBP: 0	WP: 0 PB: 1 SB: 1 CS: 0	PA: 36			
PITCHER	IP	WLS	BF	H	R	ER	SO	BB	IBB	HBP	BLK	WP	HR	S	P	ERA	WHIP								
Don Carman, L ERA: 4.44	7.0	W	28	6	2	2	6	2	0	0	0	0	2	66	108	2.57	1.143								
Bruce Ruffin, L ERA: 3.92	2.0	S	8	1	0	0	1	1	0	0	0	0	0	19	29	0.00	1.000								

New York Mets @ Philadelphia Phillies
Veterans Stadium, Philadelphia, PA
Mon Jul 25 1988, 7:05 PM EDT
Att: 42,701 - Unknown - 75 F

AB 32
R 2
H 7
RBI 2
BB 3
SO 7
LOB 14



Batter	1	2	3	4	5	6	7	8	9	AB	R	H	RBI	BB	SO	LOB	BOTTOM								
Juan Samuel, R OBP: 0.306, SLG: 0.394	1-2 F4		1-2 2B			1-1 FC4-6 HBP	3-1 1B			3	0	2	1	0	0	0									
Milt Thompson, L OBP: 0.347, SLG: 0.350	4-2 S BB		0-3 K			0-1 FC4-6 2B	0-1 F8			3	1	0	0	1	1	3									
Mike Schmidt, R OBP: 0.338, SLG: 0.402	0-0 F6			4-1 BB		3-2 1B SF8 2B		2-2 G5-3		3	1	1	1	1	0	1									
Chris James, R OBP: 0.290, SLG: 0.407	1-0 F8			1-3 K		1-1 WP 1B		1-1 WP 1B		4	0	2	0	0	1	2									
Mike Young, S OBP: 0.353, SLG: 0.345		3-3 K		0-3 K		2-0 SF8		3-3 K		3	0	0	1	0	3	2									
Ricky Jordan, R OBP: 0.313, SLG: 0.567		1-2 G5-3		1-2 F5		3-3 K		0-3 K		4	0	0	0	0	2	3									
Darren Daulton, L OBP: 0.298, SLG: 0.287		3-3 K			2-2 G4-3		0-0 SH3-4 1B			3	1	1	0	0	1	0									
Steve Jeltz, S OBP: 0.341, SLG: 0.302			1-3 K		3-1 G4-3		2-1 SH3-4			2	0	0	0	0	1	0									
Don Carman, L OBP: 0.025, SLG: 0.025			2-2 G3		0-0 G4-3		1-1 F8			2	0	0	0	0	0	0									
Greg Gross, L OBP: 0.267, SLG: 0.194										1	0	0	0	0	0	1									
Bruce Ruffin, S OBP: 0.194, SLG: 0.121										0	0	0	0	0	0	0									
Inning Stats	R: 0 E: 0 K: 0 S: 8	H: 0 LOB: 1 BB: 1 P: 14	R: 0 E: 0 K: 2 S: 11	H: 0 LOB: 0 BB: 0 P: 18	R: 0 E: 0 K: 2 S: 12	H: 1 LOB: 1 BB: 0 P: 16	R: 0 E: 0 K: 2 S: 11	H: 0 LOB: 1 BB: 1 P: 17	R: 0 E: 0 K: 1 S: 14	H: 2 LOB: 1 BB: 0 P: 23	R: 1 E: 0 K: 0 S: 9	H: 2 LOB: 1 BB: 0 P: 15	R: 0 E: 0 K: 2 S: 12	H: 1 LOB: 1 BB: 0 P: 18	1B: 4 2B: 2 3B: 0 HR: 0	SF: 1 SAC: 1 DP: 0 HBP: 1	WP: 2 PB: 0 SB: 1 CS: 0	PA: 33							
PITCHER	IP	WLS	BF	H	R	ER	SO	BB	IBB	HBP	BLK	WP	HR	S	P	ERA	WHIP								
Ron Darling, R ERA: 3.39	6.2	L	28	5	3	3	7	2	0	0	0	0	0	69	112	4.05	1.050								
Bob McClure, L ERA: 5.4	0.1		1	0	0	0	0	0	0	0	0	0	0	2	2	0.00	0.000								
Roger McDowell, R ERA: 2.21	1.0		4	1	0	0	2	0	0	0	0	1	0	12	18	0.00	1.000								

New York Mets @ Philadelphia Phillies
Veterans Stadium, Philadelphia, PA
Mon Jul 25 1988, 7:05 PM EDT
Att: 42,701 - Unknown - 75 F

AB 28
R 3
H 6
RBI 3
BB 2
SO 9
LOB 12



Batter	1	2	3	4	5	6	7	8	9	AB	R	H	RBI	BB	SO	LOB	TOP							
Lenny Dykstra, L OBP: 0.344, SLG: 0.403										4	3	3	1	1	0	0	New York Mets @ Philadelphia Phillies Veterans Stadium, Philadelphia, PA Tue Jul 26 1988, 7:05 PM EDT Att: 34,192 - Unknown							
Wally Backman, S OBP: 0.375, SLG: 0.323										4	1	2	1	0	0	2								
Dave Magadan, L OBP: 0.411, SLG: 0.359										5	1	1	1	0	0	5								
Darryl Strawberry, L OBP: 0.386, SLG: 0.587										5	0	1	1	0	0	3								
Kevin McReynolds, R OBP: 0.332, SLG: 0.468										4	1	2	2	0	1	0								
Howard Johnson, S OBP: 0.343, SLG: 0.432										3	0	0	0	1	1	3								
Gary Carter, R OBP: 0.311, SLG: 0.380										4	1	2	0	0	0	0								
Kevin Elster, R OBP: 0.283, SLG: 0.317										0	0	0	0	0	0	0								
Keith Miller, R OBP: 0.220, SLG: 0.268										3	0	0	0	0	1	1								
David Cone, L OBP: 0.204, SLG: 0.196										2	0	1	0	0	1	2								
Terry Leach, R OBP: 0.091, SLG: 0.091									2	0	0	0	0	1	0									
Randy Myers, L OBP: 0.000, SLG: 0.000										0	0	0	0	0	0	0								
Inning Stats	R: 4 E: 1 K: 2 S: 23	H: 5 LOB: 2 BB: 0 P: 36	R: 0 E: 0 K: 0 S: 7	H: 0 LOB: 0 BB: 0 P: 9	R: 0 E: 0 K: 1 S: 8	H: 0 LOB: 0 BB: 0 P: 12	R: 1 E: 0 K: 0 S: 8	H: 3 LOB: 2 BB: 0 P: 13	R: 0 E: 0 K: 0 S: 5	H: 0 LOB: 0 BB: 1 P: 7	R: 0 E: 0 K: 1 S: 9	H: 0 LOB: 2 BB: 1 P: 17	R: 0 E: 0 K: 1 S: 9	H: 0 LOB: 0 BB: 0 P: 13	R: 1 E: 0 K: 0 S: 8	H: 2 LOB: 0 BB: 0 P: 16	R: 0 E: 0 K: 2 S: 9	H: 0 LOB: 0 BB: 0 P: 13	R: 1 E: 0 K: 0 S: 8	H: 2 LOB: 0 BB: 0 P: 16	1B: 8 2B: 4 3B: 0 HR: 0	SF: 0 SAC: 1 DP: 0 HBP: 1	WP: 1 PB: 0 SB: 1 CS: 2	PA: 42
PITCHER	IP WLS BF H R ER SO BB IBB HBP BLK WP HR S P ERA WHIP																							
Mike Maddux, R ERA: 3.76	(1, 1) 3.1 18 7 5 5 3 0 0 1 0 1 0 41 62 13.50 2.100																							
Bill Scherrer, L ERA: 7.27	(4, 1) 0.2 3 1 0 0 0 0 0 0 0 0 0 5 8 0.00 1.500																							
Greg Harris, R ERA: 2.43	(5, 1) 4.0 L 15 2 1 1 2 2 0 0 0 0 0 31 53 2.25 1.000																							
Bruce Ruffin, L ERA: 3.97	(9, 1) 1.0 4 2 1 1 0 0 0 0 0 0 0 8 16 9.00 2.000																							

Batter	1	2	3	4	5	6	7	8	9	AB	R	H	RBI	BB	SO	LOB	BOTTOM							
Juan Samuel, R OBP: 0.312, SLG: 0.405										4	0	3	1	1	0	0	New York Mets @ Philadelphia Phillies Veterans Stadium, Philadelphia, PA Tue Jul 26 1988, 7:05 PM EDT Att: 34,192 - Unknown							
Milt Thompson, L OBP: 0.348, SLG: 0.350										3	0	1	1	1	0	1								
John Russell, R OBP: 0.259, SLG: 0.346										1	0	0	0	0	1	2								
Bruce Ruffin, S OBP: 0.194, SLG: 0.121										0	0	0	0	0	0	0								
Mike Schmidt, R OBP: 0.333, SLG: 0.398										4	0	0	1	0	0	3								
Chris James, R OBP: 0.291, SLG: 0.413										4	1	1	1	1	1	2								
Darren Daulton, L OBP: 0.294, SLG: 0.276										4	1	0	0	1	0	1								
Phil Bradley, R OBP: 0.335, SLG: 0.341										4	1	1	0	0	1	1								
Ricky Jordan, R OBP: 0.306, SLG: 0.529										4	0	1	0	0	1	0								
Steve Jeltz, S OBP: 0.343, SLG: 0.302										3	1	1	1	1	0	2								
Mike Maddux, L OBP: 0.291, SLG: 0.152										1	1	0	0	0	0	1								
Bill Scherrer, L ERA: 2.47	(4, 1) 3.2 W 15 2 1 1 1 2 0 0 0 0 0 35 57 2.46 1.091																							
Terry Leach, R ERA: 2.98	(8, 1) 1.2 S 6 1 0 0 2 0 0 0 0 0 0 20 29 0.00 0.600																							
Mike Young, S OBP: 0.358, SLG: 0.342	(9, 9) 1.33																							
Inning Stats	R: 0 E: 0 K: 0 S: 5	H: 0 LOB: 0 BB: 0 P: 8	R: 0 E: 0 K: 1 S: 10	H: 0 LOB: 0 BB: 0 P: 14	R: 2 E: 1 K: 0 S: 16	H: 2 LOB: 2 BB: 1 P: 30	R: 2 E: 0 K: 0 S: 18	H: 3 LOB: 3 BB: 2 P: 35	R: 1 E: 0 K: 0 S: 6	H: 1 LOB: 0 BB: 0 P: 10	R: 0 E: 0 K: 0 S: 11	H: 1 LOB: 1 BB: 0 P: 15	R: 0 E: 0 K: 0 S: 11	H: 0 LOB: 1 BB: 1 P: 17	R: 0 E: 0 K: 2 S: 17	H: 1 LOB: 2 BB: 1 P: 27	R: 0 E: 0 K: 1 S: 7	H: 0 LOB: 0 BB: 0 P: 11	R: 0 E: 0 K: 1 S: 7	H: 0 LOB: 0 BB: 0 P: 11	1B: 4 2B: 3 3B: 0 HR: 1	SF: 1 SAC: 0 DP: 0 HBP: 0	WP: 0 PB: 0 SB: 0 CS: 0	PA: 41
PITCHER	IP WLS BF H R ER SO BB IBB HBP BLK WP HR S P ERA WHIP																							
David Cone, R ERA: 2.47	(1, 1) 3.2 W 15 2 1 1 1 2 0 0 0 0 0 1 35 57 2.46 1.091																							
Terry Leach, R ERA: 2.98	(8, 1) 1.2 S 6 1 0 0 2 0 0 0 0 0 0 20 29 0.00 0.600																							
Randy Myers, L ERA: 1.33	(9, 9) 1.33																							

AB	36
R	7
H	12
RBI	6
BB	2
SO	5
LOB	16



Batter	1	2	3	4	5	6	7	8	9	AB R H RBI BB SO LOB	TOP										
Lenny Dykstra, L OBP: 0.345, SLG: 0.401 (1, 8)	0-0 4-3 1B		4-2 1B S 1B BB	1-0 L4			3-2 L3	1-2 4-3		4 1 1 0 1 0 1	New York Mets @ Philadelphia Phillies Veterans Stadium, Philadelphia, PA Wed Jul 27 1988, 7:05 PM EDT Att: 36,016 - Unknown - 85 F livebaseballscorecards.com										
Wally Backman, S OBP: 0.376, SLG: 0.318 (1, 4)	3-2 4-3 1-2		4-0 1B 1B BB		1-1 B1		4-1 BB 2B BB	0-2 6-3	3 2 0 0 2 0 1												
Dave Magadan, L OBP: 0.411, SLG: 0.356 (1, 5)	1-3 K		2-1 1B 1-2 2-3 HR 1B		0-0 B1-3		4-0 2B 1-2 2-3 BB	0-0 5-3	4 2 1 0 1 1 1												
Darryl Strawberry, L OBP: 0.389, SLG: 0.593 (1, 9)	0-1 4-3		3-2 1B 1-2 2H 3-H HR 1B		1-3 K		0-0 2B 1-H 2H 3-H 2B	0-1 1B 2B	5 3 3 5 0 1 1												
Kevin McReynolds, R OBP: 0.341, SLG: 0.486 (1, 7)		0-1 3-1 S 1B	0-1 1B 1-H 2H HR			4-1 BB	2-2 2B 2H	1-0 1B 2H	4 1 4 5 1 0 0												
Howard Johnson, S OBP: 0.338, SLG: 0.425 (1, 6)		1-3 K	1-2 F8			0-0 F9	1-1 F8	1-1 G3	5 0 0 0 0 1 4												
Lee Mazzilli, S OBP: 0.211, SLG: 0.183 (1, 3)		2-0 3-1 1-3	2-3 K2-3			0-1 F7	2-3 K		4 0 0 0 0 2 3												
Mackey Sasser, L OBP: 0.278, SLG: 0.413 (1, 2)		0-1 4-3		0-0 3-1		0-0 F8		3-1 F7	4 0 0 0 0 0 2												
Dwight Gooden, R OBP: 0.222, SLG: 0.262 Ed Nunez, R (9, 1)			0-0 5-3	0-0 F8			1-1 BB BB 2B 1B	0-3 K	4 1 1 0 0 1 0 0 0 0 0 0 0 0												
Inning Stats	R: 0 E: 0 K: 1 S: 11	H: 1 LOB: 1 BB: 0 P: 15	R: 0 E: 0 K: 1 S: 8	H: 1 LOB: 1 BB: 0 P: 11	R: 5 E: 0 K: 1 S: 18	H: 3 LOB: 0 BB: 2 P: 33	R: 0 E: 0 K: 0 S: 3	H: 0 LOB: 0 BB: 0 P: 4	R: 0 E: 0 K: 1 S: 6	H: 0 LOB: 0 BB: 0 P: 8	R: 0 E: 0 K: 0 S: 5	H: 0 LOB: 1 BB: 1 P: 9	R: 4 E: 0 K: 1 S: 17	H: 3 LOB: 1 BB: 2 P: 34	R: 0 E: 0 K: 1 S: 8	H: 0 LOB: 0 BB: 0 P: 12	R: 1 E: 0 K: 0 S: 9	H: 2 LOB: 1 BB: 0 P: 11	1B: 6 2B: 3 3B: 0 HR: 1	SF: 0 SAC: 0 DP: 0 HBP: 0	WP: 0 PA: 42 SB: 0 CS: 0
PITCHER	IP WLS BF H R ER SO BB IBB HBP BLK WP HR S P ERA WHIP											PITCHER	IP WLS BF H R ER SO BB IBB HBP BLK WP HR S P ERA WHIP								
David Palmer, R ERA: 4.56 (1, 1)	6.0 L 27 6 6 6 4 3 0 0 0 0 1 53 83 9.00 1.500																				
Bill Scherrer, L ERA: 9.31 (7, 1)	1.0 7 2 3 3 1 2 0 0 0 0 0 15 31 27.00 4.000																				
Kent Tekulve, R ERA: 3.96 (8, 1)	2.0 8 2 1 1 1 0 0 0 0 0 0 17 23 4.50 1.000																				

Batter	1	2	3	4	5	6	7	8	9	AB R H RBI BB SO LOB	BOTTOM										
Juan Samuel, R OBP: 0.311, SLG: 0.406 Tom Barrett, S (8, 4)	0-1 4-3		1-0 F2			2-1 5-3	2-1 2B		0-1 F5	4 0 1 1 0 0 0 1 0 0 0 0 0 2	New York Mets @ Philadelphia Phillies Veterans Stadium, Philadelphia, PA Wed Jul 27 1988, 7:05 PM EDT Att: 36,016 - Unknown - 85 F livebaseballscorecards.com										
Phil Bradley, R OBP: 0.334, SLG: 0.340 Keith Miller, S (8, 7)	2-2 5-3		1-3 K			2-2 BB 1B	1-2 3-1			4 0 1 0 0 1 1 0 0 0 0 0 0 0											
Milt Thompson, L OBP: 0.344, SLG: 0.345 (1, 8)	1-0 E2			0-1 G3		1-1 L5		0-1 4-3	4 0 0 0 0 0 1												
Mike Schmidt, R OBP: 0.350, SLG: 0.398 Jackie Gutierrez, R (8, 5)	3-3 K		2-1 1B			4-2 1B 1-2 BB		1-0 6-3	2 0 1 0 1 1 1 1 0 0 0 0 0 0												
Chris James, R OBP: 0.288, SLG: 0.409 (1, 9)		1-1 5-3		2-0 F9		2-2 4-3		0-0 F7	4 0 0 0 0 0 3												
Darren Daulton, L OBP: 0.293, SLG: 0.284 (1, 2)		1-3 K		0-0 G3			0-0 1B 2B	2-1 F8	4 1 1 0 0 1 1												
Ricky Jordan, R OBP: 0.350, SLG: 0.553 John Russell, R (9, PR)		0-1 1B			2-0 6-3		0-0 4-3 2B 1B	1-2 1B 1B	4 1 3 1 0 0 0 0 0 0 0 0 0 0												
Steve Jeltz, S OBP: 0.338, SLG: 0.297 (1, 6)		0-1 4-3			2-1 4-3		2-0 4-3	3-3 K	4 0 0 0 0 1 3												
David Palmer, R OBP: 0.269, SLG: 0.654 Bill Scherrer, L (7, 1)			1-2 G3		0-0 4-3		2-3 K	3-1 1B	2 0 0 0 0 0 0 0 0 0 0 0 0 0												
Greg Gross, L OBP: 0.264, SLG: 0.191 Kent Tekulve, R (8, 1)								1-2 1B	1 0 0 0 0 1 1 0 0 0 0 0 0 0												
Mike Young, S OBP: 0.325, SLG: 0.348 (9, PH)								1-2 1B	1 0 1 0 0 0 0												
Inning Stats	R: 0 E: 1 K: 1 S: 11	H: 0 LOB: 1 BB: 0 P: 17	R: 0 E: 0 K: 1 S: 9	H: 1 LOB: 1 BB: 0 P: 11	R: 0 E: 0 K: 1 S: 8	H: 0 LOB: 0 BB: 0 P: 11	R: 0 E: 0 K: 0 S: 6	H: 1 LOB: 1 BB: 0 P: 10	R: 0 E: 0 K: 0 S: 4	H: 0 LOB: 0 BB: 0 P: 8	R: 0 E: 0 K: 0 S: 12	H: 1 LOB: 2 BB: 1 P: 23	R: 2 E: 0 K: 1 S: 13	H: 3 LOB: 1 BB: 0 P: 20	R: 0 E: 0 K: 0 S: 4	H: 0 LOB: 0 BB: 0 P: 5	R: 0 E: 0 K: 1 S: 15	H: 2 LOB: 2 BB: 0 P: 24	1B: 6 2B: 2 3B: 0 HR: 0	SF: 0 SAC: 0 DP: 0 HBP: 0	WP: 0 PA: 37 SB: 1 CS: 0
PITCHER	IP WLS BF H R ER SO BB IBB HBP BLK WP HR S P ERA WHIP											PITCHER	IP WLS BF H R ER SO BB IBB HBP BLK WP HR S P ERA WHIP								
Dwight Gooden, R ERA: 2.88 (1, 1)	8.1 W 33 6 2 2 4 1 0 0 0 0 0 69 109 2.16 0.840																				
Ed Nunez, R ERA: 7.91 (9, 1)	0.2 4 2 0 0 1 0 0 0 0 0 0 13 20 0.00 3.000																				

Batter	1	2	3	4	5	6	7	8	9	AB R H RBI BB SO LOB	TOP											
Shawn Dunston, R OBP: 0.282, SLG: 0.379	3-1 F4		1-3 K			1-0 L4	1-2 L9	0-0 L4		5 0 0 0 0 1 3	Chicago Cubs @ Philadelphia Phillies Veterans Stadium, Philadelphia, PA Fri Jul 29 1988, 7:05 PM EDT Att: 25,118 - Unknown - 91 F livebaseballscores.com											
Manny Trillo, R OBP: 0.254, SLG: 0.287	0-0 L7		1-1 L8			0-3 K	1-1 F9	1-1 1-3		5 0 0 0 0 1 3												
Mitch Webster, S OBP: 0.355, SLG: 0.332	3-2 F7				2-2 F5	4-2 E BB	4-2 E BB		2-1 2B	3 2 1 0 2 0 0												
Andre Dawson, R OBP: 0.358, SLG: 0.523		2-0 F9			3-2 5-3	2-2 E4 1B	0-2 BB HR		1-1 F8	4 2 2 1 0 0 0 1 0 0 0 0 0 1												
Darin Jackson, R OBP: 0.275, SLG: 0.389						1-H 2B	1-H BB 1B															
Mark Grace, L OBP: 0.370, SLG: 0.400		1-1 F7			2-1 G1	0-0 BB 1B	1-2 HR BB		3-2 6-3	4 1 1 1 1 0 1												
Vance Law, R OBP: 0.352, SLG: 0.413			2-3 K			0-1 HR	0-1 BB 1B		0-1 F9	5 2 3 4 0 1 1												
Rafael Palmeiro, L OBP: 0.346, SLG: 0.426			1-0 SH1-4 1B			2-1 4-3	4-0 1-2 2-3 BB			2 0 1 0 2 0 0												
Damon Berryhill, S OBP: 0.285, SLG: 0.379			0-2 SH1-4 1B			1-3 K	0-1 4-3			4 0 1 0 0 2 4												
Rick Sutcliffe, L OBP: 0.149, SLG: 0.133			0-1 SH1-4			1-0 4-3				2 1 1 0 0 0 0												
Jeff Pico, R OBP: 0.150, SLG: 0.105			1-2 2-3				2-1 F9 S 2B		0-0 1-3	1 0 0 0 0 0 0												
Inning Stats	R: 0 E: 0 K: 0 S: 6	H: 0 LOB: 0 BB: 0 P: 12	R: 0 E: 0 K: 1 S: 6	H: 0 LOB: 0 BB: 0 P: 11	R: 0 E: 0 K: 1 S: 11	H: 2 LOB: 2 BB: 0 P: 14	R: 0 E: 0 K: 0 S: 10	H: 0 LOB: 0 BB: 0 P: 17	R: 1 E: 0 K: 1 S: 10	H: 1 LOB: 0 BB: 0 P: 14	R: 2 E: 1 K: 1 S: 18	H: 3 LOB: 3 BB: 2 P: 28	R: 5 E: 0 K: 1 S: 23	H: 3 LOB: 1 BB: 3 P: 40	R: 0 E: 0 K: 0 S: 4	H: 0 LOB: 0 BB: 0 P: 5	R: 0 E: 0 K: 0 S: 10	H: 1 LOB: 1 BB: 0 P: 16	1B: 5 2B: 3 3B: 0 HR: 2	SF: 0 SAC: 1 DP: 0 HBP: 0	WP: 0 PB: 0 SB: 2 CS: 0	PA: 42
PITCHER	IP WLS BF H R ER SO BB IBB HBP BLK WP HR S P ERA WHIP											PITCHER	IP WLS BF H R ER SO BB IBB HBP BLK WP HR S P ERA WHIP									
Kevin Gross, R ERA: 3.35	(1, 1) 6.2 L 31 8 6 6 4 3 0 0 0 0 0 1 77 120 8.10 1.650																					
Bruce Ruffin, L ERA: 4.07	(7, 1) 1.1 7 1 2 2 1 2 0 0 0 0 0 1 11 21 13.50 2.250																					
Greg Harris, R ERA: 2.35	(9, 1) 1.0 4 1 0 0 0 0 0 0 0 0 0 0 10 16 0.00 1.000																					

Batter	1	2	3	4	5	6	7	8	9	AB R H RBI BB SO LOB	BOTTOM									
Phil Bradley, R OBP: 0.335, SLG: 0.344	1-1 4-3		1-2 1B		2-2 1-3		1-0 PO 1B	2-3 K		5 0 2 0 0 1 2	Chicago Cubs @ Philadelphia Phillies Veterans Stadium, Philadelphia, PA Fri Jul 29 1988, 7:05 PM EDT Att: 25,118 - Unknown - 91 F livebaseballscores.com									
Milt Thompson, L OBP: 0.347, SLG: 0.343	0-0 1B S 6-3		4-0 1B BB		1-0 F5	1-0 PO 1-2	4-0 FC5-4 BB		1-2 G5-4-3 1B	3 1 2 0 2 0 0										
Juan Samuel, R OBP: 0.312, SLG: 0.404	1-2 6-3 HBP 1-3 1B		0-1 G6-3 1B		1-0 6-3		0-1 L8		0-1 G5-4-3 1-2 1B	5 0 2 0 0 0 2										
Mike Schmidt, R OBP: 0.338, SLG: 0.396	3-2 6-3 HBP		2-3 K		2-2 2B 1B		1-2 FC5-4 2B		2-1 F9	4 1 1 0 0 1 4										
Lance Parrish, R OBP: 0.314, SLG: 0.429	1-2 6-3		1-1 G6-3		0-0 2B		2-0 1-H 2B			4 0 2 2 0 0 5										
Chris James, R OBP: 0.288, SLG: 0.409	1-2 5-3				0-0 1B 3B		1-2 5-3			3 1 1 0 1 0 3										
Ricky Jordan, R OBP: 0.333, SLG: 0.500		2-3 K		1-0 SH2 1B		1-1 P4		2-1 G6-3 1B		4 0 2 1 0 1 3										
Steve Jeltz, S OBP: 0.330, SLG: 0.289	0-2 F7		0-2 F7		1-0 F7		1-2 F7		1-2 G6-3 1-2	4 0 0 0 0 0 2										
Kevin Gross, R OBP: 0.250, SLG: 0.241		2-3 K		1-1 SH2		0-0 F9		4-1 BB		2 0 0 0 0 1 0 0 0 0 0 0 0 0 0 0 0 0 1 0 0 0 0 0 0 0 0 0										
Bruce Ruffin, S OBP: 0.194, SLG: 0.121																				
Greg Gross, L OBP: 0.278, SLG: 0.191																				
Greg Harris, S OBP: 0.429, SLG: 0.714																				
Inning Stats	R: 1 E: 0 K: 0 S: 15	H: 2 LOB: 2 BB: 0 P: 22	R: 0 E: 0 K: 2 S: 11	H: 0 LOB: 0 BB: 0 P: 15	R: 0 E: 0 K: 1 S: 13	H: 2 LOB: 1 BB: 1 P: 21	R: 1 E: 0 K: 0 S: 8	H: 2 LOB: 1 BB: 0 P: 13	R: 0 E: 0 K: 0 S: 5	H: 1 LOB: 0 BB: 0 P: 8	R: 1 E: 0 K: 0 S: 11	H: 1 LOB: 1 BB: 1 P: 19	R: 0 E: 0 K: 1 S: 9	H: 1 LOB: 1 BB: 1 P: 18	R: 0 E: 0 K: 0 S: 8	H: 1 LOB: 0 BB: 0 P: 11	1B: 8 2B: 3 3B: 1 HR: 0	SF: 0 SAC: 1 DP: 3 HBP: 1	WP: 0 PB: 0 SB: 1 CS: 0	PA: 41
PITCHER	IP WLS BF H R ER SO BB IBB HBP BLK WP HR S P ERA WHIP											PITCHER	IP WLS BF H R ER SO BB IBB HBP BLK WP HR S P ERA WHIP							
Rick Sutcliffe, R ERA: 3.97	(1, 1) 6.2 W 32 10 3 3 3 2 1 1 0 0 0 0 0 67 110 4.05 1.800																			
Jeff Pico, R ERA: 4.91	(7, 1) 2.1 8 2 0 0 1 1 0 0 0 0 0 0 21 34 0.00 1.286																			

Batter	1	2	3	4	5	6	7	8	9	AB	R	H	RBI	BB	SO	LOB	TOP					
Shawn Dunston, R (1, 6) OBP: 0.279, SLG: 0.375	2-1 F4			2-2 6-3		1-1 F7		0-1 L9		4	0	0	0	0	0	0						
Manny Trillo, R (1, 4) OBP: 0.248, SLG: 0.279	1-3 K			2-1 F9		3-2 F8		1-3 K		3	0	0	0	0	1	0						
Jerry Mumphy, S (8, PH) OBP: 0.220, SLG: 0.185										1	0	0	0	0	1	0						
Angel Salazar, R (8, 4) OBP: 0.333, SLG: 0.385										0	0	0	0	0	0	0						
Darrin Jackson, R (1, 8) OBP: 0.269, SLG: 0.380	2-0 F9			2-0 F4		0-1 6-3		0-3 K		3	0	0	0	0	0	0						
Mitch Webster, S (8, PH) OBP: 0.354, SLG: 0.331										1	0	0	0	0	1	0						
Andre Dawson, R (1, 9) OBP: 0.359, SLG: 0.524		1-0 5-3			3-1 1B 2B		1-2 F8		4-1 BB BB	3	1	1	0	1	0	0						
Vance Law, R (1, 5) OBP: 0.351, SLG: 0.409		1-3 K			1-2 1-3		4-2 1B 1B		1-3 K	3	1	0	0	1	2	2						
Mark Grace, L (1, 3) OBP: 0.372, SLG: 0.399		2-2 L9			0-0 G3 1B		1-1 F8		4-0 BB	3	0	1	1	1	0	1						
Rafael Palmeiro, L (1, 7) OBP: 0.345, SLG: 0.425			1-1 6-3		1-1 G3		2-0 1B 1B		3-2 P5	4	0	1	0	0	0	3						
Damon Berryhill, S (1, 2) OBP: 0.291, SLG: 0.378			1-1 F7		4-0 IBB		1-2 1B		1-3 K	3	0	1	1	1	1	2						
Al Nipper, R (1, 1) OBP: 0.111, SLG: 0.167			2-2 F9		0-0 P2		1-1 F9			2	0	0	0	0	0	2						
23 Ryne Sandberg, R (7, PH) OBP: 0.316, SLG: 0.401										1	0	0	0	0	0	2						
Mike Bielecki, R (7, 1)										0	0	0	0	0	0	0						
Inning Stats	R: 0 E: 0 K: 1 S: 6	H: 0 LOB: 0 BB: 0 P: 11	R: 0 E: 0 K: 1 S: 7	H: 0 LOB: 0 BB: 0 P: 11	R: 0 E: 0 K: 0 S: 7	H: 0 LOB: 0 BB: 0 P: 11	R: 0 E: 0 K: 0 S: 7	H: 0 LOB: 0 BB: 0 P: 13	R: 1 E: 0 K: 0 S: 10	H: 2 LOB: 2 BB: 1 P: 19	R: 0 E: 0 K: 0 S: 9	H: 0 LOB: 0 BB: 0 P: 13	R: 1 E: 0 K: 0 S: 17	H: 2 LOB: 2 BB: 1 P: 27	R: 0 E: 0 K: 2 S: 8	H: 0 LOB: 2 BB: 2 P: 9	R: 0 E: 0 K: 2 S: 16	H: 0 LOB: 2 BB: 2 P: 29	1B: 3 2B: 1 3B: 0 HR: 0	SF: 0 SAC: 0 DP: 0 HBP: 0	WP: 0 PB: 0 SB: 0 CS: 0	PA: 35
PITCHER	IP	WLS	BF	H	R	ER	SO	BB	IBB	HBP	BLK	WP	HR	S	P	ERA	WHIP					
Don Carman, L (1, 1) ERA: 4.34	6.2	W	26	4	2	2	2	1	1	0	0	0	0	61	102	2.70	0.750					
Kent Tekulve, R (7, 1) ERA: 4.05	0.1		1	0	0	0	0	0	0	0	0	0	0	2	3	0.00	0.000					
Steve Bedrosian, R (8, 1) ERA: 4.0	2.0	S	8	0	0	0	4	2	0	0	0	0	0	24	38	0.00	1.000					

Chicago Cubs @ Philadelphia Phillies
Veterans Stadium, Philadelphia, PA

AB 31
R 2
H 4
RBI 2
BB 4
SO 6
LOB 12



Sat Jul 30 1988, 7:05 PM EDT
Att: 24,625 - Unknown - 95 F

Batter	1	2	3	4	5	6	7	8	9	AB	R	H	RBI	BB	SO	LOB	BOTTOM				
Phil Bradley, R (1, 7) OBP: 0.334, SLG: 0.341	4-1 HBP 1B SF8 BB	2-2 5-3			1-1 4-3		1-0 F9			3	1	0	0	1	0	1					
Milt Thompson, L (1, 8) OBP: 0.353, SLG: 0.347	1-1 SF8 HBP 1B		0-1 CS 1B		4-0 HR BB		0-0 6-3			3	1	2	0	1	0	0					
Juan Samuel, R (1, 4) OBP: 0.316, SLG: 0.416	2-1 1B		3-2 F5 1B		1-1 HR BB		0-1 2B			3	1	2	2	0	0	1					
Mike Schmidt, R (1, 5) OBP: 0.340, SLG: 0.397	0-0 SF8		1-2 F9		2-1 HR 1B		4-0 BB			2	0	1	1	1	0	0					
Chris James, R (1, 9) OBP: 0.285, SLG: 0.405	0-3 K		0-0 F8		0-1 G5-4-3 1B		0-0 F9			4	0	0	0	0	1	5					
Darren Daulton, L (1, 2) OBP: 0.282, SLG: 0.274	1-2 F8		0-1 F6		1-2 1B		1-1 F8			4	0	1	0	0	0	4					
Ricky Jordan, R (1, 3) OBP: 0.333, SLG: 0.490		1-0 SH5 1B		1-2 F8		1-1 F8				3	0	1	0	0	0	1					
Jackie Gutierrez, R (1, 6) OBP: 0.167, SLG: 0.167		0-0 F9			3-1 F8		0-0 B5-3			2	0	0	0	0	0	1					
Greg Gross, L (7, PH) OBP: 0.275, SLG: 0.189										1	0	0	0	0	0	0					
Steve Bedrosian, R (8, 1)										0	0	0	0	0	0	0					
Don Carman, L (1, 1) OBP: 0.024, SLG: 0.024		0-0 SH5			0-2 6-3		2-2 F9			1	0	0	0	0	0	0					
Kent Tekulve, R (7, 1)										0	0	0	0	0	0	0					
Steve Jeltz, S (7, PH) OBP: 0.329, SLG: 0.287		1-2								1	0	0	0	0	0	0					
Inning Stats	R: 1 E: 0 K: 1 S: 12	H: 1 LOB: 2 BB: 1 P: 20	R: 0 E: 0 K: 0 S: 6	H: 1 LOB: 1 BB: 0 P: 9	R: 0 E: 0 K: 0 S: 9	H: 1 LOB: 0 BB: 0 P: 13	R: 0 E: 0 K: 0 S: 6	H: 0 LOB: 0 BB: 0 P: 7	R: 0 E: 0 K: 0 S: 8	H: 0 LOB: 0 BB: 0 P: 12	R: 2 E: 0 K: 0 S: 11	H: 3 LOB: 1 BB: 1 P: 20	R: 0 E: 0 K: 0 S: 5	H: 0 LOB: 0 BB: 0 P: 8	R: 0 E: 0 K: 0 S: 6	H: 1 LOB: 2 BB: 1 P: 11	1B: 5 2B: 1 3B: 0 HR: 1	SF: 1 SAC: 1 DP: 1 HBP: 1	WP: 0 PB: 0 SB: 0 CS: 1	PA: 33	
PITCHER	IP	WLS	BF	H	R	ER	SO	BB	IBB	HBP	BLK	WP	HR	S	P	ERA	WHIP				
Al Nipper, R (1, 1) ERA: 3.15	6.0	L	25	6	3	3	1	2	0	1	0	0	0	11	19	4.50	1.333				
Mike Bielecki, R (7, 1) ERA: 4.91	2.0		8	1	0	0	0	1	0	0	0	0	0	11	19	0.00	1.000				

Chicago Cubs @ Philadelphia Phillies
Veterans Stadium, Philadelphia, PA

AB 27
R 3
H 7
RBI 3
BB 3
SO 1
LOB 13



Sat Jul 30 1988, 7:05 PM EDT
Att: 24,625 - Unknown - 95 F

Batter	1	2	3	4	5	6	7	8	9	AB	R	H	RBI	BB	SO	LOB	TOP			
Mitch Webster, S (1, 8) OBP: 0.353, SLG: 0.328	F7		1B BB		F8			E4 BB G1-2-3 23 1B		3	1	0	0	1	0	1	Chicago Cubs @ Philadelphia Phillies Veterans Stadium, Philadelphia, PA Sun Jul 31 1988, 3:33 AM EDT Att: 35,066 - Cloudy - 90 F			
23 Ryne Sandberg, R (1, 4) OBP: 0.315, SLG: 0.359	5-3		F2		6-3			G1-2-3 BB 1B		4	1	1	0	0	0	2				
Mark Grace, L (1, 3) OBP: 0.377, SLG: 0.402	1B		1B		K			G1-2-3 BB		3	0	2	0	1	1	1				
Andre Dawson, R (1, 9) OBP: 0.358, SLG: 0.522	L9		1B		5-3			G1-2-3		4	0	1	1	0	0	4				
Rafael Palmeiro, L (1, 7) OBP: 0.346, SLG: 0.428		2B SH2-3 4-3	F7		4-3			1B		4	1	2	1	0	0	2				
Vance Law, R (1, 5) OBP: 0.348, SLG: 0.405	4-3			P4		K		K		4	0	0	0	0	2	3				
Damon Berryhill, S (1, 2) OBP: 0.285, SLG: 0.370	SH2-3		3-1							3	0	0	1	0	1	0				
Angel Salazar, R (1, 6) OBP: 0.310, SLG: 0.357				1-3						2	0	0	0	0	1	0				
Gary Varsho, L (7, PH) OBP: 0.255, SLG: 0.265	K									1	0	0	0	0	0	0				
Shawon Dunston, R (7, 6) OBP: 0.279, SLG: 0.374										1	0	0	0	0	0	0				
Greg Maddux, R (1, 1) OBP: 0.183, SLG: 0.211										3	0	1	0	0	0	0				
Jeff Pico, R (7, 1) OBP: 0.159, SLG: 0.105			G3							0	0	0	0	0	0	0				
Darrin Jackson, R (9, PH) OBP: 0.267, SLG: 0.377										1	0	0	0	0	0	0				
Inning Stats	R: 0 E: 0 K: 0 S: 10	H: 1 LOB: 1 BB: 0 P: 17	R: 1 E: 0 K: 1 S: 8	H: 1 LOB: 0 BB: 1 P: 14	R: 1 E: 0 K: 0 S: 13	H: 2 LOB: 2 BB: 1 P: 24	R: 0 E: 0 K: 0 S: 5	H: 0 LOB: 0 BB: 0 P: 10	R: 0 E: 0 K: 1 S: 8	H: 1 LOB: 1 BB: 0 P: 14	R: 0 E: 0 K: 1 S: 9	H: 0 LOB: 0 BB: 0 P: 13	R: 1 E: 1 K: 1 S: 11	H: 2 LOB: 2 BB: 1 P: 18	R: 0 E: 0 K: 0 S: 3	H: 0 LOB: 0 BB: 0 P: 4	1B: 6 2B: 1 3B: 0 HR: 0	SF: 0 SAC: 1 DP: 1 HBP: 0	WP: 0 PB: 0 SB: 0 CS: 0	PA: 36
PITCHER	IP WLS BF H R ER SO BB IBB HBP BLK WP HR S P ERA WHIP	IP WLS BF H R ER SO BB IBB HBP BLK WP HR S P ERA WHIP																		
Mike Maddux, R (1, 1) ERA: 3.59	7.0	W	29	6	3	2	4	1	0	0	0	0	0	0	0	67	111	2.57	1.000	
Bruce Ruffin, L (8, 1) ERA: 4.01	2.0	S	7	1	0	0	1	1	0	0	0	0	0	0	8	14	0.00	1.000		

AB	33
R	3
H	7
RBI	3
BB	2
SO	5
LOB	13



Batter	1	2	3	4	5	6	7	8	9	AB	R	H	RBI	BB	SO	LOB	BOTTOM		
Phil Bradley, R (1, 7) OBP: 0.336, SLG: 0.343	G3	4-3		E 1B				1B 1B		4	2	2	2	0	0	1	Chicago Cubs @ Philadelphia Phillies Veterans Stadium, Philadelphia, PA Sun Jul 31 1988, 3:33 AM EDT Att: 35,066 - Cloudy - 90 F		
Milt Thompson, L (1, 8) OBP: 0.354, SLG: 0.349	K		G3	E1 1B			1B 1B			4	1	2	1	0	1	0			
Juan Samuel, R (1, 4) OBP: 0.319, SLG: 0.420	2B		HBP	F9			4-3 5-3 1B			3	0	2	2	0	0	1			
Mike Schmidt, R (1, 5) OBP: 0.339, SLG: 0.393	BB FC6-4		6-3		F8		5-3			3	0	0	0	1	0	2			
Lance Parrish, R (1, 2) OBP: 0.309, SLG: 0.422	FC6-4		G3		K		4-3			4	0	0	0	0	1	4			
Mike Young, S (1, 9) OBP: 0.348, SLG: 0.345			K		1-3		K			4	0	0	0	0	3	1			
Ricky Jordan, R (1, 3) OBP: 0.345, SLG: 0.509			1B 2B	SH5-3 1B			K			4	2	2	0	0	1	0			
Jackie Gutierrez, R (1, 6) OBP: 0.188, SLG: 0.188	P4			SH5-3 1B			F9			4	1	1	0	0	1	1			
Mike Maddux, L (1, 1) OBP: 0.154, SLG: 0.231				SH5-3			K			2	0	1	1	0	1	0			
Bruce Ruffin, S (8, 1) OBP: 0.194, SLG: 0.121										0	0	0	0	0	0	0			
Greg Gross, L (8, 9) OBP: 0.273, SLG: 0.188										1	0	0	0	0	0	0			
Inning Stats	R: 0 E: 0 K: 1 S: 13	H: 1 LOB: 1 BB: 1 P: 22	R: 1 E: 0 K: 1 S: 10	H: 2 LOB: 1 BB: 0 P: 12	R: 0 E: 0 K: 0 S: 4	H: 0 LOB: 1 BB: 0 P: 6	R: 3 E: 1 K: 1 S: 17	H: 4 LOB: 1 BB: 0 P: 25	R: 0 E: 0 K: 2 S: 10	H: 0 LOB: 0 BB: 0 P: 13	R: 2 E: 0 K: 1 S: 12	H: 3 LOB: 1 BB: 0 P: 16	R: 0 E: 0 K: 1 S: 6	H: 0 LOB: 0 BB: 0 P: 7	1B: 8 2B: 2 3B: 0 HR: 0	SF: 0 SAC: 1 DP: 0 HBP: 1	WP: 0 PB: 0 SB: 0 CS: 0	PA: 36	
PITCHER	IP WLS BF H R ER SO BB IBB HBP BLK WP HR S P ERA WHIP	IP WLS BF H R ER SO BB IBB HBP BLK WP HR S P ERA WHIP																	
Greg Maddux, R (1, 1) ERA: 2.61	6.0	L	30	10	6	6	6	1	0	0	0	0	0	0	0	67	94	9.00	1.833
Jeff Pico, R (7, 1) ERA: 4.75	2.0		6	0	0	0	2	0	0	0	0	0	0	0	13	17	0.00	0.000	

AB	33
R	6
H	10
RBI	6
BB	1
SO	8
LOB	10



Batter	1	2	3	4	5	6	7	8	9	AB	R	H	RBI	BB	SO	LOB	TOP			
Phil Bradley, R OBP: 0.334, SLG: 0.339 (1, 7)										3	0	0	0	1	2	0	Philadelphia Phillies @ St. Louis Cardinals Busch Stadium, St. Louis, MO Wed Aug 03 1988, 7:05 PM CDT Att: 23,277 - Unknown - 93 F AB 30 R 2 H 3 RBI 2 BB 4 SO 5 LOB 11			
Milt Thompson, L OBP: 0.353, SLG: 0.348 (1, 8)										4	1	1	0	0	0	1				
Juan Samuel, R OBP: 0.318, SLG: 0.418 (1, 4)										4	0	0	0	0	0	2				
Mike Schmidt, R OBP: 0.340, SLG: 0.398 (1, 5)										4	0	1	0	0	0	2				
Lance Parrish, R OBP: 0.305, SLG: 0.412 (1, 2)										3	1	0	0	1	0	1				
Mike Young, S OBP: 0.344, SLG: 0.341 (1, 9)										3	0	0	0	1	1	1				
Ricky Jordan, R OBP: 0.323, SLG: 0.483 (1, 3)										4	0	1	2	0	0	1				
Steve Jeltz, S OBP: 0.326, SLG: 0.282 (1, 6)										2	0	0	0	1	0	0				
Kevin Gross, R OBP: 0.241, SLG: 0.232 (1, 1)										2	0	0	0	0	2	3				
Keith Miller, S OBP: 0.286, SLG: 0.316 (7, PH)										1	0	0	0	0	0	0				
Greg Harris, S OBP: 0.429, SLG: 0.714 (7, 1)										0	0	0	0	0	0	0				
Inning Stats	R: 0 E: 0 K: 0 S: 8	H: 0 LOB: 1 BB: 1 P: 15	R: 0 E: 0 K: 1 S: 6	H: 0 LOB: 0 BB: 0 P: 10	R: 0 E: 0 K: 1 S: 8	H: 0 LOB: 0 BB: 0 P: 14	R: 2 E: 0 K: 1 S: 11	H: 2 LOB: 3 BB: 3 P: 26	R: 0 E: 0 K: 0 S: 5	H: 1 LOB: 1 BB: 0 P: 10	R: 0 E: 0 K: 1 S: 9	H: 0 LOB: 0 BB: 0 P: 11	R: 0 E: 0 K: 0 S: 12	H: 0 LOB: 0 BB: 0 P: 18	R: 0 E: 0 K: 0 S: 8	H: 0 LOB: 0 BB: 0 P: 12	1B: 1 2B: 2 3B: 0 HR: 0	SF: 0 SAC: 0 DP: 0 HBP: 0	WP: 0 PB: 0 SB: 0 CS: 0	PA: 34
PITCHER	IP	WLS	BF	H	R	ER	SO	BB	IBB	HBP	BLK	WP	HR	S	P	ERA	WHIP			
Bob Forsch, R ERA: 4.46 (1, 1)	6.0	W	25	3	2	2	4	3	1	0	0	0	0	46	88	3.00	1.000			
Scott Terry, R ERA: 3.58 (7, 1)	3.0	S	9	0	0	0	1	0	0	0	0	0	0	29	41	0.00	0.000			

Batter	1	2	3	4	5	6	7	8	9	AB	R	H	RBI	BB	SO	LOB	BOTTOM			
Vince Coleman, S OBP: 0.314, SLG: 0.349 (1, 7)										4	0	1	0	0	1	1	Philadelphia Phillies @ St. Louis Cardinals Busch Stadium, St. Louis, MO Wed Aug 03 1988, 7:05 PM CDT Att: 23,277 - Unknown - 93 F AB 32 R 4 H 9 RBI 4 BB 3 SO 6 LOB 8			
Ozzie Smith, S OBP: 0.341, SLG: 0.325 (1, 6)										4	0	0	0	0	1	2				
Willie McGee, S OBP: 0.336, SLG: 0.371 (1, 8)										3	1	0	0	1	2	0				
Tom Brunansky, R OBP: 0.361, SLG: 0.424 (1, 9)										4	2	4	2	0	0	0				
Terry Pendleton, S OBP: 0.311, SLG: 0.384 (1, 5)										3	1	1	1	1	1	1				
José Oquendo, S OBP: 0.348, SLG: 0.338 (1, 4)										4	0	1	0	0	0	1				
Mike Laga, L OBP: 0.145, SLG: 0.180 (1, 3)										4	0	0	1	0	0	1				
Tom Pagnozzi, R OBP: 0.313, SLG: 0.330 (1, 2)										4	0	1	0	0	1	0				
Bob Forsch, R OBP: 0.357, SLG: 0.357 (1, 1)										2	0	1	0	0	0	2				
Tim Jones, L OBP: 0.278, SLG: 0.188 (6, PH)										0	0	0	0	1	0	0				
Scott Terry, R ERA: 2.28 (7, 1)										0	0	0	0	0	0	0				
Inning Stats	R: 0 E: 0 K: 1 S: 5	H: 0 LOB: 0 BB: 0 P: 7	R: 1 E: 0 K: 0 S: 11	H: 3 LOB: 2 BB: 1 P: 18	R: 2 E: 0 K: 0 S: 10	H: 2 LOB: 1 BB: 1 P: 16	R: 0 E: 0 K: 0 S: 12	H: 2 LOB: 2 BB: 0 P: 15	R: 1 E: 0 K: 1 S: 12	H: 1 LOB: 0 BB: 0 P: 16	R: 0 E: 0 K: 2 S: 12	H: 1 LOB: 1 BB: 1 P: 18	R: 0 E: 0 K: 0 S: 7	H: 0 LOB: 0 BB: 0 P: 9	1B: 7 2B: 0 3B: 1 HR: 1	SF: 0 SAC: 0 DP: 0 HBP: 0	WP: 1 PB: 0 SB: 0 CS: 1	PA: 35		
PITCHER	IP	WLS	BF	H	R	ER	SO	BB	IBB	HBP	BLK	WP	HR	S	P	ERA	WHIP			
Kevin Gross, R ERA: 3.45 (1, 1)	6.0	L	28	8	4	4	4	3	0	0	0	0	0	62	92	6.00	1.833			
Greg Harris, R ERA: 2.28 (7, 1)	2.0		7	1	0	0	2	0	0	0	0	0	0	19	27	0.00	0.500			

Batter	1	2	3	4	5	6	7	8	9	AB	R	H	RBI	BB	SO	LOB	TOP								
Phil Bradley, R OBP: 0.336, SLG: 0.347 (1, 7)	2-2 4-3	0-0 2B	2-2 1-3		0-0 E8 1B			0-0 4-3 2B		5	2	3	2	0	0	2									
Milt Thompson, L OBP: 0.356, SLG: 0.354 (1, 8) (9, 9)	2-1 1B	0-1 2B	0-0 FC5-2 1B		2-0 1B			3-2 4-3		5	0	4	4	0	0	1									
Juan Samuel, R OBP: 0.316, SLG: 0.416 (1, 4)	0-0 1B	F8	FC5-2 1B		1-1 K			1-1 5-3		5	0	1	0	0	1	5									
Mike Schmidt, R OBP: 0.337, SLG: 0.405 (1, 5)	2-1 G5-4-3		HR		1-0 F9			2-1 F2		5	1	1	1	0	1	3									
Lance Parrish, R OBP: 0.306, SLG: 0.411 (1, 2)		1-1 WP 1B	0-0 1B		1-2 6-3			0-0 L4		5	2	2	0	0	0	0									
Mike Young, S OBP: 0.342, SLG: 0.338 Bruce Ruffin, S OBP: 0.194, SLG: 0.121 (1, 9) (9, 1)		1-3 K	0-0 SH 1B		0-2 1B			1-1 F8		5	1	2	0	0	2	1									
Ricky Jordan, R OBP: 0.324, SLG: 0.493 (1, 3)		0-1 1B	0-3 K		1-2 F9			2-2 F8		5	1	1	1	0	1	3									
Steve Jeltz, S OBP: 0.327, SLG: 0.279 (1, 6)		1-1 G3	2-0 1-3 SH 1B		0-0 G3			2-2 6-3		4	1	1	1	0	0	1									
Don Carman, L OBP: 0.045, SLG: 0.045 Kent Tekulve, R OBP: 0.394, SLG: 0.414 (1, 1) (7, 1) (9, 8)		1-2 2B	1-2 SH 1B		0-0 E6			0-0 1-3		3	1	1	0	0	0	0									
Inning Stats	R: 0 E: 0 K: 0 S: 8	H: 2 LOB: 1 BB: 0 P: 14	R: 4 E: 0 K: 1 S: 20	H: 5 LOB: 1 BB: 0 P: 25	R: 4 E: 0 K: 1 S: 17	H: 5 LOB: 2 BB: 0 P: 25	R: 0 E: 0 K: 0 S: 10	H: 1 LOB: 1 BB: 0 P: 13	R: 1 E: 2 K: 1 S: 7	H: 2 LOB: 1 BB: 0 P: 10	R: 0 E: 0 K: 2 S: 8	H: 0 LOB: 0 BB: 0 P: 15	R: 0 E: 0 K: 0 S: 5	H: 0 LOB: 0 BB: 0 P: 8	R: 0 E: 0 K: 0 S: 8	H: 1 LOB: 1 BB: 0 P: 14	R: 0 E: 0 K: 0 S: 6	H: 0 LOB: 0 BB: 0 P: 9	1B: 12 2B: 3 3B: 0 HR: 1	SF: 0 SAC: 1 DP: 1 HBP: 0	WP: 1 PB: 0 SB: 0 CS: 0	PA: 43			
PITCHER	IP	WLS	BF	H	R	ER	SO	BB	IBB	HBP	BLK	WP	HR	S	P	ERA	WHIP								
Greg Maddux, R ERA: 2.97 Jeff Pico, R ERA: 4.41 Frank DiPino, L ERA: 4.13	(1, 1) (3, 1) (8, 1)	2.1 4.2 2.0	L 19 7	11 4 1	8 1 0	8 0 0	2 3 0	0 0 0	0 0 0	0 0 0	0 0 0	1 0 0	1 39 14	36 59 23	51 59 23	0.00 0.00 0.00	4.714 0.857 0.500								

Philadelphia Phillies @ Chicago Cubs
Wrigley Field, Chicago, IL
Fri Aug 05 1988, 3:33 AM CDT
Att: 28,801 - Sunny - 87 F

AB	42
R	9
H	16
RBI	9
BB	0
SO	5
LOB	16



Batter	1	2	3	4	5	6	7	8	9	AB	R	H	RBI	BB	SO	LOB	BOTTOM								
Shawon Dunston, R OBP: 0.281, SLG: 0.382 (1, 6)	3-3 K		3-1 L7		1-2 F7			0-1 FC6-4		5	0	1	0	0	1	2									
23 Ryne Sandberg, R OBP: 0.312, SLG: 0.391 (1, 4)	2-3 K		4-1 BB		1-0 1-3			0-1 F8		3	0	0	0	1	1	2									
Mitch Webster, S OBP: 0.340, SLG: 0.315 (1, 8)	2-3 K		2-1 L8		2-3 K			1-3 K		4	0	0	0	0	3	4									
Andre Dawson, R OBP: 0.352, SLG: 0.521 (1, 9)		0-1 HR			0-1 HR			3-2 5-3		4	2	3	1	0	0	0									
Vance Law, R OBP: 0.351, SLG: 0.411 (1, 5)		1-0 F8			2-2 HR			3-1 5-3		4	1	1	2	0	0	1									
Mark Grace, L OBP: 0.380, SLG: 0.416 (1, 3)		3-1 F8			3-1 L3			1-0 1B		4	0	1	0	0	0	0									
Rafael Palmeiro, L OBP: 0.346, SLG: 0.431 (1, 7)		1-1 L4			2-1 3B			0-1 L7		4	0	1	0	0	1	1									
Damon Berryhill, S OBP: 0.295, SLG: 0.365 (1, 2)			0-0 23 BB		1-3 K			1-2 1B		3	0	2	0	1	1	1									
Greg Maddux, R OBP: 0.183, SLG: 0.211 Jeff Pico, R OBP: 0.136, SLG: 0.095 Darrin Jackson, R OBP: 0.257, SLG: 0.363 Frank DiPino, L OBP: 0.326, SLG: 0.373 (1, 1) (3, 1) (7, PH) (8, 1) (9, PH)	(1, 1) (3, 1) (7, PH) (8, 1) (9, PH)	6.1 1.2 1.0	W 5 4	8 1 0	3 0 0	3 0 0	6 1 1	0 0 1	0 0 1	0 1 1	0 0 0	0 0 0	0 0 0	0 0 0	0 0 0	0 0 0									
Inning Stats	R: 0 E: 0 K: 3 S: 10	H: 0 LOB: 0 BB: 0 P: 17	R: 1 E: 0 K: 0 S: 7	H: 1 LOB: 0 BB: 0 P: 12	R: 0 E: 0 K: 0 S: 8	H: 1 LOB: 2 BB: 1 P: 17	R: 2 E: 0 K: 1 S: 14	H: 3 LOB: 1 BB: 0 P: 22	R: 0 E: 0 K: 1 S: 8	H: 0 LOB: 0 BB: 0 P: 12	R: 0 E: 0 K: 0 S: 8	H: 1 LOB: 1 BB: 0 P: 15	R: 0 E: 0 K: 2 S: 13	H: 2 LOB: 2 BB: 0 P: 16	R: 0 E: 0 K: 0 S: 6	H: 1 LOB: 0 BB: 0 P: 10	R: 0 E: 0 K: 1 S: 11	H: 0 LOB: 1 BB: 1 P: 18	1B: 5 2B: 0 3B: 2 HR: 2	SF: 0 SAC: 0 DP: 1 HBP: 0	WP: 0 PB: 0 SB: 0 CS: 0	PA: 37			
PITCHER	IP	WLS	BF	H	R	ER	SO	BB	IBB	HBP	BLK	WP	HR	S	P	ERA	WHIP								
Don Carman, L ERA: 4.34 Kent Tekulve, R ERA: 3.99 Bruce Ruffin, L ERA: 4.26	(1, 1) (7, 1) (9, 1)	6.1 1.2 1.0	W 5 4	8 1 0	3 0 0	3 0 0	6 1 1	0 0 1	0 0 0	0 0 0	0 0 0	0 0 0	2 11 11	63 16 18	105 16 18	0.00 0.00 0.00	4.26 0.600 1.000								

Philadelphia Phillies @ Chicago Cubs
Wrigley Field, Chicago, IL
Fri Aug 05 1988, 3:33 AM CDT
Att: 28,801 - Sunny - 87 F

AB	35
R	3
H	9
RBI	3
BB	2
SO	8
LOB	15



Batter	1	2	3	4	5	6	7	8	9	AB	R	H	RBI	BB	SO	LOB	TOP				
Phil Bradley, R OBP: 0.335, SLG: 0.345 (1, 7)	F8			K				K	F4	5	0	1	1	0	2	2	Philadelphia Phillies @ Chicago Cubs Wrigley Field, Chicago, IL Sat Aug 06 1988, 3:33 AM CDT Att: 32,057 - Sunny - 83 F				
Milt Thompson, L OBP: 0.357, SLG: 0.354 (1, 8)	F8									3	0	1	0	1	1	2					
Juan Samuel, R OBP: 0.316, SLG: 0.415 (1, 4)	K									4	0	1	0	0	1	2					
Mike Schmidt, R OBP: 0.334, SLG: 0.401 (1, 5)										4	0	0	0	0	0	2					
Mike Young, S OBP: 0.339, SLG: 0.331 (1, 9)										3	1	0	0	1	0	1					
Ricky Jordan, R OBP: 0.320, SLG: 0.479 (1, 3)										4	1	1	0	0	0	1					
Darren Daulton, L OBP: 0.283, SLG: 0.268 (9, PH)										3	1	1	0	0	0	0					
Bob Dernier, R OBP: 0.389, SLG: 0.409 (9, PH)										1	0	0	0	0	0	2					
Steve Jeltz, S OBP: 0.327, SLG: 0.280 (9, PH)										3	1	1	0	0	1	1					
Chris James, R OBP: 0.296, SLG: 0.406 (9, PH)										1	0	1	0	0	0	0					
Mike Maddux, L OBP: 0.200, SLG: 0.287 (6, 1)										2	0	1	1	0	0	0					
Danny Clay, R OBP: 0.269, SLG: 0.292 (7, PH)										0	0	0	0	0	0	0					
Keith Miller, S OBP: 0.269, SLG: 0.292 (7, 1)										0	0	0	0	0	0	0					
Greg Harris, R OBP: 0.274, SLG: 0.274 (8, 1)										0	0	0	0	0	0	0					
Steve Bedrosian, R OBP: 0.208, SLG: 0.413 (9, PH)										1	0	1	2	0	0	0					
Inning Stats	R: 0 E: 0 K: 1 S: 6	H: 0 LOB: 0 BB: 0 P: 8	R: 0 E: 0 K: 0 S: 7	H: 0 LOB: 0 BB: 10 P: 10	R: 0 E: 0 K: 0 S: 9	H: 1 LOB: 0 BB: 0 P: 16	R: 0 E: 0 K: 1 S: 10	H: 0 LOB: 1 BB: 1 P: 19	R: 2 E: 1 K: 1 S: 19	H: 3 LOB: 2 BB: 0 P: 26	R: 0 E: 0 K: 0 S: 8	H: 1 LOB: 1 BB: 0 P: 13	R: 0 E: 0 K: 1 S: 9	H: 0 LOB: 0 BB: 0 P: 14	R: 0 E: 0 K: 1 S: 6	H: 1 LOB: 0 BB: 1 P: 11	R: 2 E: 0 K: 0 S: 19	H: 3 LOB: 2 BB: 1 P: 26	1B: 9 2B: 0 3B: 0 HR: 0	SF: 0 SAC: 0 DP: 2 HBP: 0	WP: 0 PA: 37 PB: 0 SB: 0 CS: 0
PITCHER	IP WLS BF H R ER SO BB IBB HBP BLK WP HR S P ERA WHIP																				
Al Nipper, R ERA: 2.92 (1, 1)	5.1 W 22 5 2 0 3 1 0 0 0 0 0 0 53 82 0.00 1.125																				
Pat Perry, L ERA: 3.67 (6, 1)	3.1 S 14 4 2 2 2 1 0 0 0 0 0 0 37 58 5.40 1.500																				
Rich Gossage, R ERA: 3.38 (9, 1)	0.1 S 1 0 0 0 0 0 0 0 0 0 0 0 3 3 0.00 0.000																				

Batter	1	2	3	4	5	6	7	8	9	AB	R	H	RBI	BB	SO	LOB	BOTTOM		
Mitch Webster, S OBP: 0.342, SLG: 0.315 (1, 8)	E8									3	1	1	0	1	0	0	Philadelphia Phillies @ Chicago Cubs Wrigley Field, Chicago, IL Sat Aug 06 1988, 3:33 AM CDT Att: 32,057 - Sunny - 83 F		
23 Ryne Sandberg, R OBP: 0.312, SLG: 0.390 (1, 4)										3	1	1	1	0	0	0			
Mark Grace, L OBP: 0.381, SLG: 0.417 (1, 3)										4	1	2	1	0	0	1			
Andre Dawson, R OBP: 0.351, SLG: 0.521 (8, 9)										4	1	1	0	0	1	1			
Darin Jackson, R OBP: 0.297, SLG: 0.363 (8, 9)										0	0	0	0	0	0	0			
Rafael Palmeiro, L OBP: 0.345, SLG: 0.429 (1, 7)										4	0	1	1	0	2	1			
Vance Law, R OBP: 0.350, SLG: 0.408 (1, 5)										3	0	0	0	1	0	1			
Jody Davis, R OBP: 0.321, SLG: 0.365 (1, 2)										4	0	0	0	0	2	2			
Shawon Dunston, R OBP: 0.283, SLG: 0.384 (1, 6)										3	2	1	0	1	2	0			
Al Nipper, R OBP: 0.100, SLG: 0.150 (6, 1)										2	0	0	0	0	2	1			
Pat Perry, L OBP: 0.333, SLG: 1.333 (6, 1)										1	1	1	2	0	0	0			
Rich Gossage, R ERA: 3.91 (9, 1)										0	0	0	0	0	0	0			
Inning Stats	R: 2 E: 2 K: 1 S: 14	H: 3 LOB: 2 BB: 1 P: 21	R: 1 E: 0 K: 1 S: 11	H: 1 LOB: 1 BB: 1 P: 18	R: 0 E: 0 K: 1 S: 6	H: 0 LOB: 0 BB: 0 P: 11	R: 0 E: 0 K: 2 S: 11	H: 0 LOB: 0 BB: 0 P: 17	R: 2 E: 0 K: 0 S: 14	H: 3 LOB: 1 BB: 0 P: 23	R: 2 E: 0 K: 1 S: 11	H: 1 LOB: 0 BB: 1 P: 20	R: 0 E: 0 K: 1 S: 6	H: 0 LOB: 0 BB: 0 P: 9	R: 0 E: 0 K: 2 S: 9	H: 0 LOB: 0 BB: 0 P: 13	1B: 5 2B: 2 3B: 0 HR: 1	SF: 1 SAC: 0 DP: 0 HBP: 0	WP: 1 PA: 35 PB: 0 SB: 2 CS: 0
PITCHER	IP WLS BF H R ER SO BB IBB HBP BLK WP HR S P ERA WHIP																		
Mike Maddux, R ERA: 4.25 (6, 1)	0.2 L 2 0 0 0 0 0 0 0 0 0 0 0 5 6 0.00 0.000																		
Danny Clay, R ERA: 4.41 (7, 1)	1.0 3 0 0 0 1 0 0 0 0 0 0 0 6 9 0.00 0.000																		
Greg Harris, R ERA: 2.23 (8, 1)	1.0 3 0 0 0 2 0 0 0 0 0 0 0 9 13 0.00 0.000																		



Batter	1	2	3	4	5	6	7	8	9	AB	R	H	RBI	BB	SO	LOB	TOP																
Vince Coleman, S (1, 7) OBP: 0.315, SLG: 0.353										4	0	1	0	0	1	0	St. Louis Cardinals @ Philadelphia Phillies Veterans Stadium, Philadelphia, PA Thu Aug 11 1988, 3:33 AM EDT Att. 25,607 - Cloudy																
Ozzie Smith, S (1, 6) OBP: 0.344, SLG: 0.323										4	0	1	0	0	0																		
Terry Pendleton, S (1, 5) OBP: 0.312, SLG: 0.386										4	0	0	0	0	2																		
Tom Brunansky, R (1, 9) OBP: 0.355, SLG: 0.412										4	0	1	0	0	0																		
Willie McGee, S (1, 8) OBP: 0.332, SLG: 0.367										3	0	1	0	1	1																		
Jose Oquendo, S (1, 4) OBP: 0.343, SLG: 0.330										3	0	0	0	0	2																		
Mike Laga, L (1, 3) OBP: 0.169, SLG: 0.185										3	0	0	0	0	1																		
Tom Pagnozzi, R (1, 2) OBP: 0.303, SLG: 0.323										2	0	0	0	1	0																		
Scott Terry, R (1, 1) John Costello, R (6, 1)										2	0	0	0	0	0																		
Inning Stats	R: 0 E: 0 K: 1 S: 9	H: 0 LOB: 0 BB: 0 P: 14	R: 0 E: 0 K: 0 S: 6	H: 0 LOB: 0 BB: 0 P: 10	R: 0 E: 0 K: 0 S: 13	H: 2 LOB: 3 BB: 1 P: 22	R: 0 E: 0 K: 0 S: 7	H: 0 LOB: 1 BB: 1 P: 14	R: 0 E: 0 K: 0 S: 4	H: 0 LOB: 0 BB: 0 P: 6	R: 0 E: 0 K: 1 S: 8	H: 1 LOB: 0 BB: 0 P: 11	R: 0 E: 1 K: 0 S: 10	H: 0 LOB: 0 BB: 0 P: 13	R: 0 E: 0 K: 0 S: 11	H: 1 LOB: 1 BB: 0 P: 17		1B: 4 2B: 0 3B: 0 HR: 0	SF: 0 SAC: 0 DP: 0 HBP: 0	WP: 0 PB: 0 SB: 0 CS: 2	PA: 33												
PITCHER	IP WLS BF H R ER SO BB IBB HBP BLK WP HR S P ERA WHIP																																
Mike Maddux, R (1, 1) ERA: 3.69	8.0	28	3	0	0	3	2	0	0	0	1	0	0	65	103	0.00	0.625																
Steve Bedrosian, R (9, 1) ERA: 4.22	1.0	W 4	1	0	0	2	0	0	0	0	0	0	0	11	17	0.00	1.000																

AB	30
R	0
H	4
RBI	0
BB	2
SO	5
LOB	8



Batter	1	2	3	4	5	6	7	8	9	AB	R	H	RBI	BB	SO	LOB	BOTTOM																
Phil Bradley, R (1, 7) OBP: 0.335, SLG: 0.351										4	0	1	0	0	1	2	St. Louis Cardinals @ Philadelphia Phillies Veterans Stadium, Philadelphia, PA Thu Aug 11 1988, 3:33 AM EDT Att. 25,607 - Cloudy																
Milt Thompson, L (1, 8) OBP: 0.354, SLG: 0.350										4	0	2	0	0	0	1																	
Steve Bedrosian, R (9, 1)										0	0	0	0	0	0	0																	
Juan Samuel, R (1, 4) OBP: 0.309, SLG: 0.402										4	0	0	0	0	1	4																	
Lance Parrish, R (1, 2) OBP: 0.311, SLG: 0.418										4	0	0	0	0	1	0																	
Chris James, R (1, 9) OBP: 0.287, SLG: 0.410										3	1	1	0	1	1	0																	
Ricky Jordan, R (1, 3) OBP: 0.341, SLG: 0.511										4	0	2	1	0	0	1																	
Steve Jeltz, S (1, 6) OBP: 0.326, SLG: 0.275										2	0	0	0	1	1	1																	
Jackie Gutierrez, R (1, 5) OBP: 0.208, SLG: 0.208										3	0	0	0	0	0	1																	
Mike Maddux, L (1, 1) OBP: 0.235, SLG: 0.250										1	0	0	0	1	1	0																	
Greg Gross, L (8, PH) OBP: 0.274, SLG: 0.192										1	0	1	0	0	0	0																	
Inning Stats	R: 0 E: 0 K: 0 S: 6	H: 0 LOB: 0 BB: 0 P: 7	R: 0 E: 0 K: 0 S: 6	H: 0 LOB: 0 BB: 0 P: 8	R: 0 E: 0 K: 1 S: 8	H: 0 LOB: 1 BB: 1 P: 14	R: 0 E: 0 K: 1 S: 8	H: 1 LOB: 0 BB: 0 P: 11	R: 0 E: 0 K: 0 S: 7	H: 1 LOB: 1 BB: 1 P: 11	R: 0 E: 0 K: 1 S: 8	H: 1 LOB: 1 BB: 0 P: 8	R: 0 E: 0 K: 3 S: 11	H: 1 LOB: 1 BB: 0 P: 14	R: 0 E: 0 K: 0 S: 13	H: 2 LOB: 2 BB: 0 P: 21	R: 1 E: 0 K: 0 S: 6	H: 1 LOB: 1 BB: 1 P: 13	1B: 6 2B: 1 3B: 0 HR: 0	SF: 0 SAC: 0 DP: 1 HBP: 0	WP: 0 PB: 0 SB: 0 CS: 1	PA: 33											
PITCHER	IP WLS BF H R ER SO BB IBB HBP BLK WP HR S P ERA WHIP																																
Scott Terry, R (1, 1) ERA: 3.34	5.0	17	5	1	1	4	2	0	0	2	0	0	0	35	51	0.00	0.800																
John Costello, R (6, 1) ERA: 1.01	3.1	L 16	5	1	1	4	1	0	0	0	0	0	0	38	56	2.70	1.800																

AB	30
R	1
H	7
RBI	1
BB	3
SO	6
LOB	10



Batter	1	2	3	4	5	6	7	8	9	AB	R	H	RBI	BB	SO	LOB	TOP					
Barry Bonds, L OBP: 0.370, SLG: 0.518 (1, 7)	F7		F8				F9			3	0	0	0	1	0	2	Pittsburgh Pirates @ Philadelphia Phillies Veterans Stadium, Philadelphia, PA Fri Aug 12 1988, 7:05 PM EDT Unknown					
Jose Lind, R OBP: 0.288, SLG: 0.300 Rafael Belliard, R OBP: 0.282, SLG: 0.258 (1, 4) (8, 4)	K		1-3				F8		4-3	4	0	0	0	0	1	3						
Andy Van Slyke, L OBP: 0.347, SLG: 0.522 Mike Diaz, R OBP: 0.372, SLG: 0.271 (1, 8) (8, 9)	6-3						F7		P6	4	0	0	0	0	1	2						
Bobby Bonilla, S OBP: 0.385, SLG: 0.511 (1, 5)			F7				P5		6-3	4	1	1	0	0	0	0						
Sid Bream, L OBP: 0.341, SLG: 0.452 (1, 3)			F9				P6		F5	4	0	1	1	0	0	0						
R.J. Reynolds, S OBP: 0.293, SLG: 0.367 Barry Jones, R OBP: 0.282, SLG: 0.258 Dave Rucker, L OBP: 0.185, SLG: 0.167 (1, 9) (6, 1) (8, 1) (9, PH)							F8		3-1	3	0	1	0	0	0	1						
Michael LaValliere, L OBP: 0.366, SLG: 0.341 (1, 2)							F8		F9	4	0	1	0	0	0	2						
Al Pedrique, R OBP: 0.266, SLG: 0.265 (1, 6)							F8		6-3	3	0	1	0	0	0	1						
Mike Dunne, R OBP: 0.154, SLG: 0.086 John Cangelosi, S OBP: 0.310, SLG: 0.217 (1, 1) (6, 9) (8, 8)							SH1-4		F8	0	0	0	0	0	0	0						
							SH1-4		SH1-4	1	0	1	0	0	0	0						
Inning Stats	R: 0 E: 0 K: 1 S: 5	H: 0 LOB: 0 BB: 0 P: 5	R: 0 E: 0 K: 0 S: 4	H: 1 LOB: 1 BB: 0 P: 4	R: 0 E: 0 K: 0 S: 4	H: 1 LOB: 1 BB: 0 P: 4	R: 1 E: 0 K: 0 S: 5	H: 2 LOB: 1 BB: 0 P: 5	R: 0 E: 0 K: 1 S: 3	H: 0 LOB: 2 BB: 1 P: 10	R: 0 E: 0 K: 0 S: 3	H: 0 LOB: 0 BB: 0 P: 3	R: 0 E: 0 K: 0 S: 4	H: 1 LOB: 1 BB: 0 P: 4	R: 0 E: 0 K: 0 S: 3	H: 0 LOB: 0 BB: 0 P: 3	R: 0 E: 0 K: 0 S: 4	H: 1 LOB: 1 BB: 0 P: 4	1B: 5 2B: 1 3B: 0 HR: 0	SF: 0 SAC: 2 DP: 0 HBP: 1	WP: 0 PB: 0 SB: 1 CS: 0	PA: 35
PITCHER Kevin Gross, R ERA: 3.32 (1, 1)	IP: 9.0 WLS: W BF: 35 H: 6 R: 1 ER: 1 SO: 2 BB: 1 IBB: 0 HBP: 1 BLK: 0 WP: 0 HR: 0 S: 37 P: 42 ERA: 1.00 WHIP: 0.778																					

AB 31
R 1
H 6
RBI 1
BB 1
SO 2
LOB 11



Batter	1	2	3	4	5	6	7	8	9	AB	R	H	RBI	BB	SO	LOB	BOTTOM			
Phil Bradley, R OBP: 0.338, SLG: 0.358 (1, 7)	3-1									4	2	3	0	0	0	0	Pittsburgh Pirates @ Philadelphia Phillies Veterans Stadium, Philadelphia, PA Fri Aug 12 1988, 7:05 PM EDT Unknown			
Milt Thompson, L OBP: 0.357, SLG: 0.357 (1, 8)										5	2	3	1	0	0	4				
Juan Samuel, R OBP: 0.314, SLG: 0.407 (1, 4)	K									4	0	3	4	1	1	1				
Mike Schmidt, R OBP: 0.335, SLG: 0.395 Jackie Gutierrez, R OBP: 0.200, SLG: 0.208 (1, 5) (8, 5)										3	1	0	0	1	0	5				
Chris James, R OBP: 0.286, SLG: 0.407 (1, 9)										5	0	1	1	0	0	2				
Ricky Jordan, R OBP: 0.344, SLG: 0.516 (1, 3)										5	1	2	1	0	0	2				
Darren Daulton, L OBP: 0.274, SLG: 0.254 (1, 2)										4	0	0	0	0	0	3				
Steve Jeltz, S OBP: 0.334, SLG: 0.278 (1, 6)										1	1	1	1	3	0	0				
Kevin Gross, R OBP: 0.246, SLG: 0.224 (1, 1)										2	2	0	0	0	1	2				
Inning Stats	R: 2 E: 0 K: 1 S: 8	H: 3 LOB: 2 BB: 1 P: 12	R: 0 E: 0 K: 0 S: 4	H: 1 LOB: 3 BB: 2 P: 12	R: 0 E: 0 K: 0 S: 3	H: 0 LOB: 0 BB: 0 P: 3	R: 2 E: 0 K: 0 S: 5	H: 2 LOB: 1 BB: 1 P: 9	R: 0 E: 0 K: 0 S: 3	H: 0 LOB: 0 BB: 0 P: 3	R: 3 E: 0 K: 0 S: 4	H: 2 LOB: 1 BB: 1 P: 9	R: 1 E: 0 K: 1 S: 7	H: 2 LOB: 1 BB: 0 P: 7	R: 1 E: 0 K: 0 S: 6	H: 3 LOB: 2 BB: 0 P: 6	1B: 9 2B: 5 3B: 0 HR: 0	SF: 1 SAC: 2 DP: 1 HBP: 1	WP: 1 PB: 0 SB: 1 CS: 0	PA: 42
PITCHER Mike Dunne, R ERA: 3.93 Barry Jones, R ERA: 3.04 Dave Rucker, L ERA: 4.15 (1, 1) (6, 1) (8, 1)	IP: 5.1 WLS: L BF: 29 H: 7 R: 7 ER: 7 SO: 7 BB: 5 IBB: 0 HBP: 0 BLK: 0 WP: 0 HR: 0 S: 25 P: 46 ERA: 11.81 WHIP: 2.250																			



Batter	1	2	3	4	5	6	7	8	9	AB	R	H	RBI	BB	SO	LOB	TOP								
Barry Bonds, L (1,7) OBP: 0.370, SLG: 0.517	1-2 SH2-3 1B		1-0 CS 1B		2-1 F8		2-2 G4-3	1-1 F7		5	1	2	0	0	0	2									
Rafael Belliard, R (1,4) OBP: 0.286, SLG: 0.263	0-0 SH2-3		2-2 1B			1-1 F8	0-0 BB 1B		0-2 F9	4	0	2	0	0	0	0									
Andy Van Slyke, L (1,8) OBP: 0.350, SLG: 0.522	0-1 S 1B		2-1 G3			2-2 2B 1B	4-2 BB 1B		1-3 K	4	1	2	1	1	1	1									
Bobby Bonilla, S (1,5) OBP: 0.384, SLG: 0.509	3-3 K			2-0 G4-3		2-0 1B 2B	1-0 G5-3		2-1 F4	5	1	1	1	0	1	3									
Sid Bream, L (1,3) OBP: 0.342, SLG: 0.453	2-1 F7			1-0 G4-3		2-2 1B 2H		1-1 S E 1B		4	1	2	1	0	0	1									
R.J. Reynolds, S (1,9) OBP: 0.283, SLG: 0.365		1-1 F8		0-0 S 1B		1-3 K		2-2 F7		4	0	1	0	0	1	2									
Tom Prince, R (1,2) OBP: 0.259, SLG: 0.143		0-1 G6-3		1-0 G4-3		0-0 1B		3-3 K		3	0	1	0	0	0	1									
Michael LaValliere, L (8,PH) OBP: 0.365, SLG: 0.340				1-2 G4-3		1-2 1B		1-2 K		1	0	0	0	0	1	1									
Al Pedrique, R (1,6) OBP: 0.259, SLG: 0.257		1-1 L4			1-0 G6-3		0-0 F9	4-2 E BB		3	0	0	0	0	0	2									
Jeff Robinson, R (6,1) OBP: 0.143, SLG: 0.077										0	0	0	0	0	0	0									
John Cangelosi, S (8,PH) OBP: 0.319, SLG: 0.217										0	0	0	0	1	0	0									
Bob Kipper, R (8,1) OBP: 0.319, SLG: 0.217										0	0	0	0	0	0	0									
John Smiley, L (1,1) OBP: 0.130, SLG: 0.091				0-1 G4-3						2	0	0	0	0	0	0									
Jose Lind, R (6,4) OBP: 0.287, SLG: 0.298					0-0 G6-3			1-1 B1-3	1-0 E5	2	0	0	0	0	0	1									
Inning Stats	R: 1 E: 0 K: 1 S: 13	H: 2 LOB: 1 BB: 0 P: 19	R: 0 E: 0 K: 0 S: 6	H: 0 LOB: 0 BB: 0 P: 8	R: 0 E: 0 K: 0 S: 10	H: 2 LOB: 1 BB: 0 P: 15	R: 0 E: 0 K: 0 S: 4	H: 1 LOB: 1 BB: 0 P: 8	R: 0 E: 0 K: 0 S: 4	H: 0 LOB: 0 BB: 0 P: 7	R: 2 E: 0 K: 1 S: 15	H: 4 LOB: 2 BB: 0 P: 23	R: 0 E: 0 K: 0 S: 9	H: 1 LOB: 2 BB: 1 P: 17	R: 1 E: 1 K: 1 S: 15	H: 1 LOB: 2 BB: 1 P: 27	R: 0 E: 0 K: 1 S: 8	H: 0 LOB: 0 BB: 0 P: 11	1B: 10 2B: 1 3B: 0 HR: 0	SF: 0 SAC: 1 DP: 0 HBP: 0	WP: 0 PB: 0 SB: 3 CS: 1	PA: 40			
PITCHER	IP	WLS	BF	H	R	ER	SO	BB	IBB	HBP	BLK	WP	HR	S	P	ERA	WHIP								
David Palmer, R (1,1) ERA: 4.28	6.0		26	9	3	3	2	0	0	0	0	0	0	52	80	4.50	1.500								
Bruce Ruffin, L (7,1) ERA: 4.42	1.0		5	1	0	0	0	1	0	0	0	0	0	9	17	0.00	2.000								
Steve Bedrosian, R (8,1) ERA: 4.06	2.0	W	9	1	1	0	2	1	0	0	0	0	0	23	38	0.00	1.000								

Pittsburgh Pirates @ Philadelphia Phillies
Veterans Stadium, Philadelphia, PA
Fri Aug 12, 1988, 7:05 PM EDT
Att: 37,673 - Unknown - 89 F

AB 37
R 4
H 11
RBI 3
BB 2
SO 4
LOB 14



Batter	1	2	3	4	5	6	7	8	9	AB	R	H	RBI	BB	SO	LOB	BOTTOM									
Phil Bradley, R (1,7) OBP: 0.340, SLG: 0.360	0-0 CS 1B		2-1 G5-3		0-1 SF8		0-0 G6-3 1B			3	0	2	1	0	0	1										
Bob Demier, R (1,8) OBP: 0.361, SLG: 0.376	1-2 F7		1-3 K		3-H 0-1 F9		1-2 G6-3			4	0	0	0	0	1	3										
Juan Samuel, R (1,4) OBP: 0.315, SLG: 0.406	0-2 G6-3			3-3 K		4-1 F9 1B BB	4-0 FC6-4 IBB			2	1	0	0	2	1	0										
Mike Schmidt, R (1,5) OBP: 0.337, SLG: 0.405		0-0 HR			0-0 G4-3		1-0 FC6-4			3	1	2	1	0	0	0										
Bruce Ruffin, S (7,1) OBP: 0.194, SLG: 0.121										0	0	0	0	0	0	0										
Milt Thompson, L (7,PH) OBP: 0.356, SLG: 0.356										1	0	0	0	0	0	2										
Steve Bedrosian, R (8,1) OBP: 0.356, SLG: 0.356										0	0	0	0	0	0	0										
Lance Parrish, R (1,2) OBP: 0.311, SLG: 0.416		2-2 G1		3-2 1B		1-1 P5		0-1 P5		4	0	1	0	0	0	2										
Chris James, R (1,9) OBP: 0.288, SLG: 0.406		3-2 G4-3 1B		1-2 G5-3		0-0 F9		4-1 HR BB		3	1	1	0	1	0	3										
Ricky Jordan, R (1,3) OBP: 0.360, SLG: 0.557		0-1 G4-3			1-0 2B 1B	0-1 FC5-4 1B		1-2 HR		4	2	3	3	0	0	1										
Jackie Gutierrez, R (1,6) OBP: 0.276, SLG: 0.296			0-0 SH2-4 1B		1-0 SH5-4 SF8 1B	2-2 FC5-4		4-2 L3 BB		3	1	2	1	1	0	2										
David Palmer, R (1,1) OBP: 0.242, SLG: 0.545				0-0 SH2-4		0-0 SH5-4		2-1 L3		0	0	0	0	0	0	0										
Steve Jeltz, S (7,6) OBP: 0.332, SLG: 0.276								1-2 L3		2	0	0	0	0	1	1										
Inning Stats	R: 0 E: 0 K: 0 S: 9	H: 1 LOB: 0 BB: 0 P: 10	R: 1 E: 0 K: 0 S: 11	H: 2 LOB: 0 BB: 0 P: 16	R: 0 E: 0 K: 1 S: 8	H: 1 LOB: 1 BB: 0 P: 11	R: 0 E: 0 K: 1 S: 15	H: 1 LOB: 1 BB: 0 P: 22	R: 2 E: 0 K: 0 S: 7	H: 2 LOB: 0 BB: 0 P: 9	R: 1 E: 0 K: 0 S: 11	H: 2 LOB: 2 BB: 1 P: 18	R: 0 E: 0 K: 1 S: 8	H: 1 LOB: 1 BB: 1 P: 16	R: 2 E: 0 K: 0 S: 13	H: 1 LOB: 0 BB: 2 P: 24	R: 2 E: 0 K: 0 S: 8	H: 1 LOB: 0 BB: 0 P: 11	1B: 8 2B: 2 3B: 0 HR: 2	SF: 1 SAC: 2 DP: 2 HBP: 0	WP: 0 PB: 0 SB: 0 CS: 1	PA: 36				
PITCHER	IP	WLS	BF	H	R	ER	SO	BB	IBB	HBP	BLK	WP	HR	S	P	ERA	WHIP									
John Smiley, L (1,1) ERA: 3.24	5.2		25	9	4	4	2	1	0	0	0	0	0	1	57	80	6.35	1.765								
Jeff Robinson, R (6,1) ERA: 3.29	1.1		6	1	0	0	1	0	1	0	0	0	0	12	22	0.00	0.750									
Bob Kipper, L (8,1) ERA: 3.7	1.0	L	5	1	2	2	0	2	0	0	0	0	1	13	24	18.00	3.000									

Pittsburgh Pirates @ Philadelphia Phillies
Veterans Stadium, Philadelphia, PA
Fri Aug 12, 1988, 7:05 PM EDT
Att: 37,673 - Unknown - 89 F

AB 29
R 6
H 11
RBI 6
BB 4
SO 3
LOB 15



Batter	1	2	3	4	5	6	7	8	9	AB	R	H	RBI	BB	SO	LOB	TOP								
Barry Bonds, L (1, 7) OBP: 0.374, SLG: 0.533	0-1 HR	1-0 2H 1B		2-0 F9		2-0 2H HR		2-1 2B 1B	0-0 3-1	6	3	4	5	0	0	2									
Jose Lind, R (1, 4) OBP: 0.288, SLG: 0.300	3-3 K	4-0 1-2 BB		0-1 6-3		2-1 5-3		0-0 1-H 2B		4	0	1	1	1	1	0									
Andy Van Slyke, L (1, 8) OBP: 0.350, SLG: 0.518	3-2 6-3	3-2 G3		0-3 K			4-2 E PB SF7 BB	4-2 BB		3	1	0	0	2	1	2									
Bobby Bonilla, S (1, 5) OBP: 0.380, SLG: 0.503 Al Pedrique, R (9, 5) OBP: 0.259, SLG: 0.257	2-0 F8		0-1 G3		0-0 6-3		1-1 F8	0-2 F8		5	0	0	0	0	0	3									
Sid Bream, L (1, 3) OBP: 0.346, SLG: 0.450		4-1 CS BB	4-1 4-3 2B BB		3-2 F7		4-2 SF7 BB	1-0 F8		2	1	0	0	3	0	2									
R.J. Reynolds, S (1, 9) OBP: 0.281, SLG: 0.361		4-2 E BB	0-0 4-3		0-0 1-3		1-2 SF7	1-2 3-H	3-2 3-1	3	1	0	1	1	0	1									
Tom Prince, R (1, 2) OBP: 0.286, SLG: 0.263		2-2 E5 E	1-0 2B		1-0 F8		1-0 F2		0-0 BB	5	1	2	1	0	0	2									
Rafael Belliard, R (1, 6) OBP: 0.295, SLG: 0.261		1-0 E4 1B	4-0 IBB		4-1 SH3 HR BB		4-2 SH2-4 1B HBP	4-2 BB		1	3	0	1	3	0	0									
Rick Reed, R (1, 1) Jeff Robinson, R (5, 1) OBP: 0.133, SLG: 0.071		2-3 K	0-0 3-1		0-0 SH3		0-0 SH2-4 K	0-3 K		2	0	0	0	0	1	3									
Inning Stats	R: 1 E: 0 K: 1 S: 10	H: 1 LOB: 0 BB: 0 P: 18	R: 3 E: 2 K: 1 S: 16	H: 1 LOB: 2 BB: 3 P: 35	R: 1 E: 0 K: 0 S: 6	H: 1 LOB: 2 BB: 2 P: 15	R: 0 E: 0 K: 1 S: 6	H: 0 LOB: 0 BB: 0 P: 8	R: 0 E: 0 K: 0 S: 5	H: 0 LOB: 0 BB: 0 P: 8	R: 2 E: 0 K: 0 S: 6	H: 1 LOB: 0 BB: 1 P: 15	R: 1 E: 1 K: 0 S: 15	H: 0 LOB: 1 BB: 2 P: 25	R: 2 E: 0 K: 0 S: 14	H: 2 LOB: 2 BB: 1 P: 25	R: 0 E: 0 K: 1 S: 11	H: 1 LOB: 2 BB: 1 P: 18	1B: 3 2B: 2 3B: 0 HR: 2	SF: 1 SAC: 2 DP: 0 HBP: 1	WP: 0 PB: 1 SB: 0 CS: 1	PA: 46			
PITCHER	IP	WLS	BF	H	R	ER	SO	BB	IBB	HBP	BLK	WP	HR	S	P	ERA	WHIP								
Greg Harris, R (1, 1) ERA: 2.28	5.0	L	24	3	5	2	3	4	1	0	0	0	1	43	84	3.60	1.400								
Danny Clay, R (6, 1) ERA: 4.91	2.0		10	1	3	2	0	3	0	0	0	0	1	21	40	9.00	2.000								
Kent Tekulve, R (8, 1) ERA: 3.97	1.0		7	2	2	2	0	1	0	1	0	0	0	14	25	18.00	3.000								
Bruce Ruffin, L (9, 1) ERA: 4.38	1.0		5	1	0	0	1	1	0	0	0	0	0	11	18	0.00	2.000								

Pittsburgh Pirates @ Philadelphia Phillies
Veterans Stadium, Philadelphia, PA
Sat Aug 13 1988, 7:05 PM EDT
Att: 35,432 - Unknown - 89 F

AB 32
R 10
H 7
RBI 9
BB 10
SO 4
LOB 17



Batter	1	2	3	4	5	6	7	8	9	AB	R	H	RBI	BB	SO	LOB	BOTTOM								
Phil Bradley, R (1, 7) OBP: 0.339, SLG: 0.362	0-0 5-3	0-0 1-H 1B 2B		0-0 6-3			1-0 F8			4	1	1	1	0	0	2									
Milt Thompson, L (1, 8) OBP: 0.355, SLG: 0.355	0-2 5-3	1-2 2H 1B		1-1 4-3			0-2 4-3			4	0	1	1	0	0	1									
Juan Samuel, R (1, 4) OBP: 0.317, SLG: 0.407	3-2 1B	1-3 K		1-3 K			2-2 G6-4-3 1B	2-2 G6-4-3 1B		4	0	2	0	0	2	1									
Lance Parrish, R (1, 2) OBP: 0.310, SLG: 0.414	0-2 5-3		0-0 5-3		1-0 5-3		1-2 G6-4-3 1B			4	0	1	0	0	0	1									
Chris James, R (1, 9) OBP: 0.290, SLG: 0.407 Bruce Ruffin, S (9, 1) OBP: 0.194, SLG: 0.121		1-0 HR 1B	0-0 F8-4 1B		1-0 5-3		0-0 G6-4-3	1-2 1-2 2-3		4	1	2	0	0	0	2									
Ricky Jordan, R (1, 3) OBP: 0.356, SLG: 0.574		1-2 1-H HR	0-2 F8-4		0-1 6-3		1-0 4-3			4	1	1	2	0	0	2									
Steve Jeltz, S (1, 6) OBP: 0.331, SLG: 0.273		0-0 F9		4-0 SH1-4 BB		0-1 L8		0-1 3-1		3	0	0	0	1	0	0									
Jackie Gutierrez, R (1, 5) OBP: 0.303, SLG: 0.323		2-2 2B 1B		1-2 L8		0-0 1B		2-1 5-3		4	1	2	0	0	0	1									
Greg Harris, S (1, 1) OBP: 0.375, SLG: 0.625 Danny Clay, R (6, 1)		1-3 K		0-0 SH1-4		1-0 F9		0-1 1-3		1	0	0	0	0	1	1									
Keith Miller, S (7, PH) OBP: 0.250, SLG: 0.269 Kent Tekulve, R (8, 1) Greg Gross, L (9, 9) OBP: 0.272, SLG: 0.190				1-2 K						1	0	0	0	0	0	0									
Inning Stats	R: 0 E: 0 K: 0 S: 10	H: 1 LOB: 1 BB: 0 P: 13	R: 4 E: 0 K: 2 S: 20	H: 5 LOB: 1 BB: 0 P: 27	R: 0 E: 0 K: 0 S: 5	H: 1 LOB: 0 BB: 0 P: 5	R: 0 E: 0 K: 0 S: 5	H: 0 LOB: 1 BB: 1 P: 10	R: 0 E: 0 K: 0 S: 5	H: 0 LOB: 0 BB: 0 P: 6	R: 0 E: 0 K: 0 S: 6	H: 1 LOB: 1 BB: 0 P: 8	R: 0 E: 0 K: 0 S: 9	H: 2 LOB: 1 BB: 0 P: 14	R: 0 E: 0 K: 0 S: 6	H: 0 LOB: 0 BB: 0 P: 8	1B: 8 2B: 2 3B: 0 HR: 1	SF: 0 SAC: 1 DP: 2 HBP: 0	WP: 0 PB: 0 SB: 0 CS: 0	PA: 36					
PITCHER	IP	WLS	BF	H	R	ER	SO	BB	IBB	HBP	BLK	WP	HR	S	P	ERA	WHIP								
Rick Reed, R (1, 1) ERA: 3.0	4.0		19	7	4	4	2	1	0	0	0	0	0	32	45	9.00	2.000								
Jeff Robinson, R (5, 1) ERA: 3.09	5.0	W	17	3	0	0	1	0	0	0	0	0	0	32	45	0.00	0.600								

Pittsburgh Pirates @ Philadelphia Phillies
Veterans Stadium, Philadelphia, PA
Sat Aug 13 1988, 7:05 PM EDT
Att: 35,432 - Unknown - 89 F


AB 34
R 4
H 10
RBI 4
BB 1
SO 3
LOB 12



Batter	1	2	3	4	5	6	7	8	9	AB	R	H	RBI	BB	SO	LOB	TOP										
Barry Bonds, L OBP: 0.376, SLG: 0.536 (1, 7)	2-2 BB 1B 2B		1-0 1B SF8 1B	0-3 K		2-2 FC5-4 1B		1-3 K		5	2	3	0	0	2	1											
John Cangelosi, S OBP: 0.325, SLG: 0.219 R.J. Reynolds, S OBP: 0.281, SLG: 0.361 (1, 9) (9, 9)	4-0 BB 1B BB		2-2 2B 1B	1-2 1-3		2-2 FC5-4 G4-6-3 1-2		3-2 F9		4	2	1	0	1	0	1											
Andy Van Slyke, L OBP: 0.349, SLG: 0.522 (1, 8)	2-3 K		0-0 SF8	2-1 4-3		1-1 G4-6-3 1-2		0-0 HR		4	1	1	2	0	1	3											
Bobby Bonilla, S OBP: 0.384, SLG: 0.514 (1, 5)	4-2 1B 1-2 3 BB		1-1 2B 2B		1-1 HR		0-0 4-3		4-1 BB S BB		3	2	2	1	2	0											
Sid Bream, L OBP: 0.352, SLG: 0.455 (1, 3)	2-2 G4-6-3 1-3 2-H 3-H 1B		4-0 2B IBB		0-0 1B 2B		1-0 F8		4-2 BB BB		3	2	2	2	2	0											
Michael LaValliere, L OBP: 0.385, SLG: 0.345 (1, 2)	1-0 G4-6-3 1-2		0-0 F8 2B		2-2 L4-6 1B		1-3 K		2-3 K		5	0	2	3	0	2											
Jose Lind, R OBP: 0.289, SLG: 0.300 (1, 4)		2-1 4-3	1-1 F8		2-0 1-2 3-H 1B		0-3 K		4-2 1-2 2-3 BB		4	0	1	1	1	1											
Rafael Belliard, R OBP: 0.294, SLG: 0.257 (1, 6)		0-2 5-3	4-0 BB		1-2 L4-6 2-3		0-0 F9		0-3 K		4	0	0	0	1	1											
Brian Fisher, R OBP: 0.111, SLG: 0.071 John Smiley, L OBP: 0.150, SLG: 0.091 Mike Dunne, R OBP: 0.154, SLG: 0.088 Orestes DeStrade, S OBP: 0.214, SLG: 0.200 Jim Gott, R (8, 1) (8, 1)		2-3 K	1-3 K		1-3 K		0-1 1B				3	0	0	0	0	3											
Inning Stats	R: 2 E: 0 K: 1 S: 15	H: 2 LOB: 1 BB: 2 P: 30	R: 0 E: 0 K: 1 S: 8	H: 0 LOB: 0 BB: 0 P: 12	R: 4 E: 0 K: 1 S: 13	H: 4 LOB: 2 BB: 2 P: 27	R: 0 E: 0 K: 1 S: 9	H: 0 LOB: 0 BB: 0 P: 12	R: 2 E: 0 K: 0 S: 13	H: 4 LOB: 1 BB: 0 P: 20	R: 0 E: 0 K: 1 S: 9	H: 1 LOB: 0 BB: 0 P: 14	R: 0 E: 0 K: 1 S: 5	H: 0 LOB: 0 BB: 0 P: 7	R: 0 E: 0 K: 2 S: 9	H: 1 LOB: 1 BB: 3 P: 10	R: 1 E: 0 K: 2 S: 16	H: 1 LOB: 3 BB: 3 P: 33	1B: 7 2B: 5 3B: 0 HR: 2	SF: 1 SAC: 0 DP: 3 HBP: 0	WP: 0 PB: 0 SB: 1 CS: 0	PA: 44					
PITCHER	IP	WLS	BF	H	R	ER	SO	BB	IBB	HBP	BLK	WP	HR	S	P	ERA	WHIP										
Marvin Freeman, R ERA: 5.79 (1, 1)	2.1		15	6	6	6	2	2	1	0	0	0	0	31	58	23.14	3.429										
Danny Clay, R ERA: 5.14 (3, 1)	2.2		12	4	2	2	3	1	0	0	0	0	1	27	43	6.75	1.875										
Bruce Ruffin, L ERA: 4.31 (6, 1)	2.0		6	1	0	0	1	0	0	0	0	0	0	14	21	0.00	0.500										
Kent Tekulve, R ERA: 3.9 (8, 1)	1.0	L	4	1	0	0	2	0	0	0	0	0	0	9	10	0.00	1.000										
Steve Bedrosian, R ERA: 4.15 (9, 1)	1.0		7	1	1	1	2	3	0	0	0	0	1	16	33	9.00	4.000										
Batter	1	2	3	4	5	6	7	8	9	AB	R	H	RBI	BB	SO	LOB	BOTTOM										
Phil Bradley, R OBP: 0.337, SLG: 0.359 (1, 7)	3-1 5-3		0-0 F8		0-0 F4		2-2 1B SF9 2B	1-1 4-3		3	0	0	0	0	0	2											
Bruce Ruffin, S OBP: 0.194, SLG: 0.121 Mike Young, S OBP: 0.339, SLG: 0.338 (7, PH) (8, 9) (8, 9)			1-0 1B		0-0 F4		0-0 6-3		0-3 K		0	0	0	0	0	0											
Steve Bedrosian, R (9, 1)			3-H 2-3 K		2-2 4-3		0-0 SF9		0-0 1B		4	0	1	1	0	1											
Milt Thompson, L OBP: 0.356, SLG: 0.355 (1, 8) (9, 9)	3-2 6-3		1-0 1B		0-0 6-3		2-3 3-H 1B		0-3 K		5	0	2	2	0	1											
Juan Samuel, R OBP: 0.316, SLG: 0.405 (1, 4)	0-2 F2		3-H 2-3 K		2-2 4-3		0-1 6-3		0-0 1B		4	0	1	1	0	1											
Chris James, R OBP: 0.288, SLG: 0.403 Kent Tekulve, R OBP: 0.358, SLG: 0.373 (1, 9) (8, 1) (9, 8)		0-0 6-3		2-1 F8		0-1 6-3		2-1 5-3		0-0 F3		4	0	0	0	0											
Ricky Jordan, R OBP: 0.358, SLG: 0.571 (1, 3)	1-2 F4		1-0 1B		2-1 5-3		2-1 BB SF8 2B	4-2 1B BB	0-3 K		4	2	1	0	1	1											
Darren Daulton, L OBP: 0.280, SLG: 0.256 (1, 2)	0-0 5-3		0-0 F8		0-0 F8		4-1 SF8 1B BB	1-1 1B BB			3	1	1	0	1	0											
Steve Jeltz, S OBP: 0.333, SLG: 0.273 (1, 6)			1-1 2B 1B		0-0 F5		4-2 1B 2B BB	0-3 K			3	2	1	0	1	2											
Jackie Gutierrez, R OBP: 0.306, SLG: 0.364 Greg Gross, L OBP: 0.279, SLG: 0.198 (8, PH) (9, 7)			0-0 SH5-3 1-H 1B 2B		1-1 F4		1-1 SF8	1-0 1B			2	1	1	2	0	0											
Marvin Freeman, R (1, 1) Danny Clay, R (3, 1) Keith Miller, S OBP: 0.290, SLG: 0.286 (6, 7) (9, 5)			0-0 SH5-3		4-2 BB		0-2 2B 1B 1B	1-2 3-H 1B			0	0	0	0	0	0											
Inning Stats	R: 0 E: 0 K: 0 S: 9	H: 0 LOB: 0 BB: 0 P: 15	R: 0 E: 0 K: 0 S: 5	H: 0 LOB: 0 BB: 0 P: 6	R: 2 E: 0 K: 1 S: 10	H: 3 LOB: 1 BB: 0 P: 14	R: 0 E: 0 K: 0 S: 5	H: 0 LOB: 0 BB: 0 P: 9	R: 0 E: 0 K: 0 S: 7	H: 0 LOB: 1 BB: 1 P: 12	R: 0 E: 0 K: 0 S: 6	H: 0 LOB: 0 BB: 0 P: 8	R: 5 E: 0 K: 0 S: 22	H: 4 LOB: 1 BB: 2 P: 39	R: 1 E: 0 K: 1 S: 18	H: 2 LOB: 2 BB: 1 P: 25	R: 0 E: 0 K: 2 S: 9	H: 1 LOB: 1 BB: 0 P: 9	1B: 7 2B: 3 3B: 0 HR: 0	SF: 2 SAC: 1 DP: 0 HBP: 0	WP: 1 PB: 0 SB: 0 CS: 0	PA: 41					
PITCHER	IP	WLS	BF	H	R	ER	SO	BB	IBB	HBP	BLK	WP	HR	S	P	ERA	WHIP										
Brian Fisher, R ERA: 4.7 (1, 1)	6.1		27	5	6	6	1	3	0	0	0	0	0	55	88	8.53	1.263										
John Smiley, L ERA: 3.31 (7, 1)	0.0		2	2	0	0	0	0	0	0	0	0	0	5	7												
Mike Dunne, R ERA: 3.91 (7, 1)	0.2		2	0	1	1	0	0	0	0	0	1	0	4	8	13.50	0.000										
Jim Gott, R ERA: 3.1 (8, 1)	2.0	W	10	3	1	1	3	1	0	0	0	0	0	27	34	4.50	2.000										


Pittsburgh Pirates @ Philadelphia Phillies
Veterans Stadium, Philadelphia, PA
Sun Aug 14 1988, 3:33 AM EDT
Att: 36,468 - Sunny - 98 F

AB 36
R 9
H 13
RBI 9
BB 7
SO 10
LOB 18



Pittsburgh Pirates @ Philadelphia Phillies
Veterans Stadium, Philadelphia, PA
Sun Aug 14 1988, 3:33 AM EDT
Att: 36,468 - Sunny - 98 F

AB 34
R 8
H 10
RBI 8
SO 4
LOB 12



Batter	1	2	3	4	5	6	7	8	9	AB	R	H	RBI	BB	SO	LOB	TOP										
Phil Bradley, R OBP: 0.344, SLG: 0.372 (1, 7)	E8 G4-3 2B		FC6-4 1B		2-H 1B		1B 1B		2B	5	2	5	2	0	0	0	Philadelphia Phillies @ Los Angeles Dodgers Dodger Stadium, Los Angeles, CA Tue Aug 16 1988, 7:05 PM PDT Att: 32,482 - Unknown - 70 F										
Milt Thompson, L OBP: 0.354, SLG: 0.353 (1, 8)	G4-3		FC6-4 WP 1-2		G6-3		1B 1B		K	5	0	1	1	0	1	3											
Juan Samuel, R OBP: 0.317, SLG: 0.406 (1, 4)	3-H 1B		K			G6-3				4	0	2	1	0	1	1											
Lance Parrish, R OBP: 0.306, SLG: 0.408 (1, 2)	L5-3									4	0	0	0	0	3	3											
Chris James, R OBP: 0.285, SLG: 0.400 (1, 9)	F9									4	0	0	0	0	0	1											
Ricky Jordan, R OBP: 0.354, SLG: 0.560 (1, 3)		L9								4	1	1	0	0	0	0											
Steve Jeltz, S OBP: 0.338, SLG: 0.278 (1, 6)										3	2	2	0	1	0	0											
Jackie Gutierrez, R OBP: 0.282, SLG: 0.333 (9, PH) Keith Miller, S OBP: 0.281, SLG: 0.276 (9, PH)										3	0	0	0	0	2	4											
Don Carman, L OBP: 0.043, SLG: 0.043 (1, 1) Greg Harris, S OBP: 0.375, SLG: 0.625 (5, 1) Greg Gross, L OBP: 0.276, SLG: 0.196 (7, PH) Kent Tekulve, R OBP: 0.337, SLG: 0.336 (9, PH)										1	0	0	0	0	1	0											
Inning Stats	R: 1 E: 1 K: 0 S: 8	H: 2 LOB: 1 BB: 0 P: 13	R: 0 E: 0 K: 0 S: 6	H: 1 LOB: 0 BB: 0 P: 6	R: 0 E: 0 K: 2 S: 10	H: 1 LOB: 1 BB: 0 P: 14	R: 0 E: 0 K: 1 S: 10	H: 0 LOB: 0 BB: 0 P: 15	R: 1 E: 0 K: 1 S: 11	H: 1 LOB: 1 BB: 1 P: 18	R: 0 E: 0 K: 1 S: 5	H: 0 LOB: 0 BB: 0 P: 6	R: 3 E: 0 K: 2 S: 15	H: 5 LOB: 2 BB: 0 P: 21	R: 0 E: 0 K: 0 S: 8	H: 0 LOB: 0 BB: 0 P: 13		R: 0 E: 0 K: 2 S: 14	H: 1 LOB: 1 BB: 0 P: 20	1B: 9 2B: 2 3B: 0 HR: 0	SF: 0 SAC: 1 DP: 1 HBP: 0	WP: 1 PB: 0 SB: 1 CS: 0	PA: 38				
PITCHER	IP	WLS	BF	H	R	ER	SO	BB	IBB	HBP	BLK	WP	HR	S	P	ERA	WHIP										
Tim Leary, R ERA: 2.53 (1, 1)	6.2	W	29	9	5	5	6	1	0	0	1	1	0	61	88	6.75	1.500										
Alejandro Pena, R ERA: 2.01 (7, 1)	0.1		2	1	0	0	1	0	0	0	0	0	0	4	5	0.00	3.000										
Jay Howell, R ERA: 2.68 (8, 1)	2.0	S	7	1	0	0	2	0	0	0	0	0	0	22	33	0.00	0.500										

Batter	1	2	3	4	5	6	7	8	9	AB	R	H	RBI	BB	SO	LOB	BOTTOM										
Steve Sax, R OBP: 0.348, SLG: 0.373 (1, 4)	F9									4	1	2	1	0	1	1	Philadelphia Phillies @ Los Angeles Dodgers Dodger Stadium, Los Angeles, CA Tue Aug 16 1988, 7:05 PM PDT Att: 32,482 - Unknown - 70 F										
Alfredo Griffin, S OBP: 0.220, SLG: 0.226 (1, 6)	CS BB									3	0	1	1	1	0	2											
Mickey Hatcher, R OBP: 0.356, SLG: 0.389 (1, 9) Mike Davis, L OBP: 0.288, SLG: 0.284 (6, PH) (7, 9)	K									2	0	0	0	0	1	1											
Kirk Gibson, L OBP: 0.385, SLG: 0.524 (1, 7)										4	2	2	1	0	1	0											
John Shelby, S OBP: 0.339, SLG: 0.399 (1, 8)										4	2	2	1	0	1	0											
Rick Dempsey, R OBP: 0.333, SLG: 0.496 (1, 2)										2	1	1	2	0	0	0											
Tracy Woodson, R OBP: 0.253, SLG: 0.289 (1, 3)										3	1	1	1	0	1	0											
Dave Anderson, R OBP: 0.335, SLG: 0.319 (1, 5)										3	0	2	0	0	1	1											
Tim Leary, R OBP: 0.321, SLG: 0.353 (1, 1) Alejandro Pena, R OBP: 0.375, SLG: 0.625 (7, 1) Danny Heep, L OBP: 0.375, SLG: 0.287 (7, PH) Jay Howell, R OBP: 0.337, SLG: 0.336 (9, PH)										1	0	0	0	0	1	1											
Inning Stats	R: 0 E: 0 K: 1 S: 8	H: 0 LOB: 1 BB: 1 P: 16	R: 0 E: 0 K: 2 S: 9	H: 0 LOB: 0 BB: 0 P: 13	R: 0 E: 0 K: 1 S: 9	H: 1 LOB: 0 BB: 0 P: 14	R: 0 E: 0 K: 0 S: 7	H: 1 LOB: 0 BB: 0 P: 10	R: 5 E: 1 K: 1 S: 22	H: 6 LOB: 0 BB: 0 P: 28	R: 2 E: 0 K: 1 S: 11	H: 2 LOB: 0 BB: 0 P: 18	R: 0 E: 0 K: 1 S: 7	H: 1 LOB: 1 BB: 0 P: 10	R: 0 E: 0 K: 0 S: 8	H: 0 LOB: 0 BB: 0 P: 15		1B: 8 2B: 2 3B: 1 HR: 1	SF: 1 SAC: 1 DP: 2 HBP: 0	WP: 0 PB: 0 SB: 1 CS: 3	PA: 33						
PITCHER	IP	WLS	BF	H	R	ER	SO	BB	IBB	HBP	BLK	WP	HR	S	P	ERA	WHIP										
Don Carman, L ERA: 4.27 (1, 1)	4.2	L	20	8	5	4	5	1	0	0	1	0	0	13	20	13.50	1.929										
Greg Harris, R ERA: 2.48 (5, 1)	1.1		5	2	2	2	1	0	0	0	0	0	0	13	20	13.50	1.929										
Kent Tekulve, R ERA: 3.77 (7, 1)	2.0		7	1	0	0	1	0	0	0	0	0	0	15	25	0.00	0.500										

Batter	1	2	3	4	5	6	7	8	9	AB	R	H	RBI	BB	SO	LOB	TOP			
Phil Bradley, R OBP: 0.345, SLG: 0.371	1-1 F8	4-0 1B BB		1-1 F8			2-2 F8		1-1 1-2 1B	4	0	1	0	1	0	0	Philadelphia Phillies @ Los Angeles Dodgers Dodger Stadium, Los Angeles, CA Wed Aug 17 1988, 7:05 PM PDT Att: 42,701 - Unknown - 75 F			
Bob Demier, R OBP: 0.372, SLG: 0.381	2-2 L5	1-1		4-1 G6-4-3 BB			2-1		2-2 L7	3	0	2	1	1	0	0				
Bruce Ruffin, S OBP: 0.194, SLG: 0.121		1-2 2-H 1B								0	0	0	0	0	0	0				
Keith Miller, S OBP: 0.273, SLG: 0.267										1	0	0	0	0	0	2				
Juan Samuel, R OBP: 0.317, SLG: 0.405	0-2 1B	0-3 K			0-1 F8				0-0 L4	4	0	1	0	0	1	4				
Lance Parrish, R OBP: 0.309, SLG: 0.410	3-1 FC5-4 1B				1-0 G6-4-3			1-2	G6-4-3 1B	4	0	2	0	0	0	1				
Chris James, R OBP: 0.285, SLG: 0.398	1-0 FC5-4				0-2 6-3			0-0 G6-4-3	G6-4-3 1B	4	0	1	0	0	0	3				
Ricky Jordan, R OBP: 0.350, SLG: 0.549		1-1 F9	1-0 E3 FC6				0-1 G5-4-3 1B		1-1 F7	4	0	1	0	0	0	0				
Steve Jeltz, S OBP: 0.337, SLG: 0.277		3-2 1B 4-3 1B	0-0 FC6				1-2 F3		0-1 5-3	4	1	1	0	0	0	3				
Jackie Gutierrez, R OBP: 0.279, SLG: 0.325		1-1 E 1B 1B		1-0 F7			0-1 G5-4-3		2-2 5-3	4	1	1	0	0	0	2				
Mike Maddux, L OBP: 0.211, SLG: 0.222	1-0 4-3			2-1 F7			1-0 P4		1-2	2	0	0	1	0	0	1				
Mike Young, S OBP: 0.339, SLG: 0.338	1-2 3-H								1-2	2	0	1	0	0	0	0				
Inning Stats	R: 0 E: 0 K: 0 S: 12	H: 2 LOB: 2 BB: 0 P: 19	R: 2 E: 1 K: 1 S: 13	H: 3 LOB: 2 BB: 1 P: 24	R: 0 E: 0 K: 0 S: 6	H: 0 LOB: 0 BB: 0 P: 9	R: 0 E: 0 K: 0 S: 5	H: 0 LOB: 0 BB: 0 P: 9	R: 0 E: 0 K: 0 S: 4	H: 2 LOB: 1 BB: 0 P: 12	R: 0 E: 0 K: 0 S: 7	H: 1 LOB: 0 BB: 0 P: 12	R: 0 E: 0 K: 0 S: 6	H: 1 LOB: 0 BB: 0 P: 8	R: 0 E: 0 K: 0 S: 14	H: 2 LOB: 2 BB: 0 P: 20	1B: 11 2B: 0 3B: 0 HR: 0	SF: 0 SAC: 0 DP: 3 HBP: 0	WP: 0 PB: 0 SB: 0 CS: 0	PA: 38
PITCHER John Tudor, L ERA: 2.22	IP: 9.0 WLS: W BF: 38	H: 11 R: 2 ER: 1 SO: 1	BB: 2 IBB: 0 HBP: 0 BLK: 0	WP: 0 HR: 0 S: 77 P: 122	ERA: 1.00 WHIP: 1.444															

AB	36
R	2
H	11
RBI	2
BB	2
SO	1
LOB	16



Batter	1	2	3	4	5	6	7	8	9	AB	R	H	RBI	BB	SO	LOB	BOTTOM			
Steve Sax, R OBP: 0.349, SLG: 0.374	2-2 G3 1B	1-0 5-3		1-1 5-3			2-3 K	1-2 1-3 2-H 3-H 1B		5	1	2	2	0	1	1	Philadelphia Phillies @ Los Angeles Dodgers Dodger Stadium, Los Angeles, CA Wed Aug 17 1988, 7:05 PM PDT Att: 42,701 - Unknown - 75 F			
Mike Scioscia, L OBP: 0.347, SLG: 0.345	3-1 G3		2-2 L4-6 1B		2-1 G6-4-3 1B		3-1 1B	1-1 6-3		5	0	3	0	0	0	3				
Kirk Gibson, L OBP: 0.388, SLG: 0.526	0-2 1B		0-1 1-2 HR 1B		0-2 G6-4-3		0-0 1-2 1B			4	2	3	1	0	0	1				
Mike Marshall, R OBP: 0.315, SLG: 0.441	0-0 2B 1B		0-0 L4-6		1-2 1B		0-0 4-3			4	1	2	0	0	0	4				
John Shelby, S OBP: 0.338, SLG: 0.406	1-3 K		2-1 1-H HR		0-0 6-3			2-3 K		4	1	1	2	0	2	3				
Franklin Stubbs, L OBP: 0.283, SLG: 0.359	0-2 1-H 2-H 2B		1-1 F8				2-2 6-3		2-1 F9	4	0	1	2	0	0	0				
Tracy Woodson, R OBP: 0.253, SLG: 0.287	1-0 F8			3-2 F9			0-0 L6		0-2 E9 1B	4	1	1	0	0	0	1				
Alfredo Griffin, S OBP: 0.225, SLG: 0.227		0-0 1-3		1-2 SH1-3 1B			1-2 G3		4-0 PB 1B IBB	3	1	1	0	1	0	0				
John Tudor, L OBP: 0.173, SLG: 0.104		0-3 K		0-0 SH1-3			0-0 P6		4-0 1-2 2-3 BB	2	0	0	0	1	1	0				
Inning Stats	R: 3 E: 0 K: 1 S: 16	H: 4 LOB: 1 BB: 0 P: 23	R: 0 E: 0 K: 1 S: 5	H: 0 LOB: 0 BB: 0 P: 6	R: 2 E: 0 K: 0 S: 12	H: 3 LOB: 0 BB: 0 P: 16	R: 0 E: 0 K: 0 S: 11	H: 1 LOB: 1 BB: 0 P: 16	R: 0 E: 0 K: 0 S: 9	H: 2 LOB: 1 BB: 0 P: 12	R: 0 E: 0 K: 0 S: 9	H: 0 LOB: 0 BB: 0 P: 12	R: 0 E: 0 K: 1 S: 8	H: 2 LOB: 2 BB: 0 P: 13	R: 2 E: 1 K: 1 S: 14	H: 2 LOB: 2 BB: 2 P: 28	1B: 12 2B: 2 3B: 0 HR: 1	SF: 0 SAC: 1 DP: 2 HBP: 0	WP: 0 PB: 1 SB: 1 CS: 0	PA: 38
PITCHER Mike Maddux, R ERA: 4.03	IP: 6.0 WLS: L BF: 26	H: 10 R: 5 ER: 5 SO: 2	BB: 0 IBB: 0 HBP: 0 BLK: 0	WP: 0 HR: 1 S: 62 P: 85	ERA: 7.50 WHIP: 1.667															
Bruce Ruffin, L ERA: 4.35	IP: 2.0 WLS: L BF: 12	H: 4 R: 2 ER: 2 SO: 2	BB: 1 IBB: 0 HBP: 0 BLK: 0	WP: 0 HR: 0 S: 22 P: 41	ERA: 9.00 WHIP: 2.500															

AB	35
R	7
H	14
RBI	7
BB	2
SO	4
LOB	13



Batter	1	2	3	4	5	6	7	8	9	AB	R	H	RBI	BB	SO	LOB	TOP										
Phil Bradley, R OBP: 0.343, SLG: 0.367 (1, 7)	L4		FC1-6 1B BB		5-3		K		FC6-2	4	0	0	0	1	1	3											
Milt Thompson, L OBP: 0.352, SLG: 0.352 (1, 8)	6-3		FC1-6 1B		K		4-3		F8	4	0	1	0	0	1	0											
Bob Dernier, R OBP: 0.366, SLG: 0.377 (9, PH)										1	0	0	0	0	0	3											
Juan Samuel, R OBP: 0.314, SLG: 0.401 (1, 4)	K		K		F9				F8	4	0	0	0	0	2	2											
Chris James, R OBP: 0.287, SLG: 0.398 (1, 9)			FC1-6						K	3	1	1	0	1	1	2											
Ricky Jordan, R OBP: 0.347, SLG: 0.547 (1, 3)	F6		F7						6-3	4	0	1	0	0	0	3											
Darren Daulton, L OBP: 0.286, SLG: 0.257 (1, 2)																											
Steve Jeltz, S OBP: 0.339, SLG: 0.275 (1, 6)	E6		F7							2	0	0	1	2	0	2											
Jackie Gutierrez, R OBP: 0.291, SLG: 0.302 (9, PH)																											
Greg Gross, L OBP: 0.282, SLG: 0.196 (9, PH)	F8		F8							3	0	0	0	0	0	5											
Keith Miller, S OBP: 0.213, SLG: 0.267 (9, PR)										0	0	0	0	1	0	0											
Kevin Gross, R OBP: 0.234, SLG: 0.213 (1, 1)										0	0	0	0	0	0	0											
Lance Parrish, R OBP: 0.311, SLG: 0.410 (9, PH)										0	0	0	0	1	0	0											
Mike Maddux, L OBP: 0.211, SLG: 0.222 (9, PR)										0	0	0	0	0	0	0											
Inning Stats	R: 0 E: 0 K: 1 S: 10	H: 0 LOB: 0 BB: 0 P: 16	R: 1 E: 1 K: 1 S: 16	H: 2 LOB: 2 BB: 0 P: 23	R: 0 E: 0 K: 1 S: 13	H: 1 LOB: 2 BB: 1 P: 20	R: 0 E: 0 K: 1 S: 9	H: 0 LOB: 1 BB: 1 P: 18	R: 0 E: 0 K: 1 S: 8	H: 0 LOB: 0 BB: 0 P: 11	R: 0 E: 0 K: 1 S: 15	H: 1 LOB: 2 BB: 2 P: 26	R: 0 E: 0 K: 1 S: 10	H: 0 LOB: 0 BB: 0 P: 16	R: 0 E: 0 K: 1 S: 7	H: 0 LOB: 3 BB: 3 P: 12	R: 0 E: 0 K: 1 S: 14	H: 0 LOB: 0 BB: 3 P: 31	1B: 3 2B: 1 3B: 0 HR: 0	SF: 0 SAC: 0 DP: 0 HBP: 0	WP: 0 PB: 0 SB: 0 CS: 1	PA: 38					
PITCHER	IP	WLS	BF	H	R	ER	SO	BB	IBB	HBP	BLK	WP	HR	S	P	ERA	WHIP										
Ramon Martinez, R ERA: 1.23 (1, 1)	7.0		29	4	1	1	7	4	0	0	0	0	0	81	130	1.29	1.143										
Jay Howell, R ERA: 2.51 (8, 1)	1.1	W	6	0	0	0	2	2	0	0	0	0	0	14	29	0.00	1.500										
Jesse Orosco, L ERA: 3.16 (9, 1)	0.2	S	3	0	0	0	0	1	0	0	0	0	0	7	14	0.00	1.500										

Philadelphia Phillies @ Los Angeles Dodgers
 Dodger Stadium, Los Angeles, CA
 Thu Aug 18 1988, 3:33 AM PDT
 Att: 34,467 - Sunny - 85 F

AB 31
 R 1
 H 4
 RBI 1
 BB 7
 SO 9
 LOB 25



Batter	1	2	3	4	5	6	7	8	9	AB	R	H	RBI	BB	SO	LOB	BOTTOM										
Steve Sax, R OBP: 0.346, SLG: 0.373 (1, 4)	FC6-5 4-3 1B		FC5 S			6-3			F9	4	0	1	0	0	0	2											
Mike Scioscia, L OBP: 0.344, SLG: 0.341 (1, 2)	4-3		G3			K			6-3	4	0	0	0	0	1	3											
Kirk Gibson, L OBP: 0.388, SLG: 0.527 (1, 7)	FC6-5-4					G3 SF8 2B			F7	3	1	1	0	0	0	1											
Mike Marshall, R OBP: 0.313, SLG: 0.438 (1, 9)	1-3					G3			K	3	0	0	0	0	1	2											
John Shelby, S OBP: 0.336, SLG: 0.404 (1, 8)			K			SF8			G3	2	0	0	1	0	1	0											
Franklin Stubbs, L OBP: 0.276, SLG: 0.353 (1, 3)						3H F6			K	3	0	0	0	0	1	0											
Jay Howell, R OBP: 0.337, SLG: 0.321 (8, 1)										0	0	0	0	0	0	0											
Jesse Orosco, R OBP: 0.255, SLG: 0.289 (8, 3)										0	0	0	0	0	0	0											
Tracy Woodson, R OBP: 0.228, SLG: 0.230 (1, 5)	F9					6-3				3	1	1	0	0	0	0											
Alfredo Griffin, S OBP: 0.228, SLG: 0.230 (1, 6)			FC5 S 1B			4-3			SH3-4 1B	2	0	1	0	0	0	0											
Ramon Martinez, R OBP: 0.337, SLG: 0.321 (1, 1)						5-3			SH3-4 1B	2	0	0	0	0	1	1											
Dave Anderson, R OBP: 0.337, SLG: 0.321 (8, 5)									WP 1B	1	0	1	1	0	0	0											
Inning Stats	R: 0 E: 0 K: 0 S: 12	H: 1 LOB: 1 BB: 0 P: 18	R: 0 E: 0 K: 1 S: 10	H: 0 LOB: 0 BB: 0 P: 16	R: 0 E: 0 K: 1 S: 12	H: 1 LOB: 1 BB: 0 P: 17	R: 1 E: 0 K: 0 S: 7	H: 1 LOB: 0 BB: 0 P: 11	R: 0 E: 0 K: 0 S: 10	H: 0 LOB: 0 BB: 0 P: 14	R: 0 E: 0 K: 1 S: 8	H: 0 LOB: 0 BB: 0 P: 13	R: 0 E: 0 K: 2 S: 9	H: 0 LOB: 0 BB: 0 P: 14	R: 1 E: 0 K: 0 S: 9	H: 2 LOB: 1 BB: 0 P: 14	R: 0 E: 0 K: 0 S: 9	H: 0 LOB: 1 BB: 0 P: 14	1B: 4 2B: 1 3B: 0 HR: 0	SF: 1 SAC: 1 DP: 0 HBP: 0	WP: 1 PB: 0 SB: 2 CS: 0	PA: 29					
PITCHER	IP	WLS	BF	H	R	ER	SO	BB	IBB	HBP	BLK	WP	HR	S	P	ERA	WHIP										
Kevin Gross, R ERA: 3.28 (1, 1)	8.0	L	29	5	2	2	5	0	0	0	0	1	0	77	117	2.25	0.625										

Philadelphia Phillies @ Los Angeles Dodgers
 Dodger Stadium, Los Angeles, CA
 Thu Aug 18 1988, 3:33 AM PDT
 Att: 34,467 - Sunny - 85 F

AB 27
 R 2
 H 5
 RBI 2
 BB 0
 SO 5
 LOB 9



Batter	1	2	3	4	5	6	7	8	9	AB	R	H	RBI	BB	SO	LOB	TOP						
Phil Bradley, R OBP: 0.340, SLG: 0.364 (1, 7)	1-0 6-3		1-3 K			0-3 K		0-3 K		4	0	0	0	0	3	2	Philadelphia Phillies @ San Francisco Giants Candlestick Park, San Francisco, CA Fri Aug 19, 1988, 10:05 PM EDT Att: 14,721 - Unknown - 70 F						
Milt Thompson, L OBP: 0.354, SLG: 0.355 (1, 8)	1-1 G3			4-0 BB		0-0 2B		2-2 1-3		3	0	1	0	1	0	0							
Juan Samuel, R OBP: 0.312, SLG: 0.398 (1, 4)	2-3 K			2-1 G5-4-3		2-2 5-3		0-3 K		4	0	0	0	0	2	3							
Lance Parrish, R OBP: 0.307, SLG: 0.404 (1, 2)		0-3 K		0-0 5-3			0-0 5-3		1-2 5-3	4	0	0	0	0	1	0							
Chris James, R OBP: 0.289, SLG: 0.399 (1, 9)		2-3 K			0-0 BB	1-1 BB		2-2 F8		4	1	2	0	0	1	0							
Ricky Jordan, R OBP: 0.344, SLG: 0.537 (1, 3)		1-3 K			0-1 F8	0-0 PB		0-1 1-3		4	1	1	0	0	1	1							
Shane Turner, L (1, 5)			2-3 K		0-1 G3-6-3	4-2 BB				2	0	0	0	1	1	1							
Steve Jeltz, S OBP: 0.339, SLG: 0.277 Jackie Gutierrez, R OBP: 0.261, SLG: 0.302 (7, 6)			0-0 6-3			3-2 2B		1-0 SF7		2	0	1	1	0	0	0							
David Palmer, R OBP: 0.250, SLG: 0.528 Bruce Ruffin, S OBP: 0.194, SLG: 0.121 Kent Tekulve, R OBP: 0.375, SLG: 0.625 (8, 1)			1-0 BLK			0-3 K		0-3 K		3	0	1	0	0	2	2							
Inning Stats	R: 0 E: 0 K: 1 S: 6	H: 0 LOB: 0 BB: 0 P: 10	R: 0 E: 0 K: 3 S: 11	H: 0 LOB: 0 BB: 0 P: 14	R: 0 E: 0 K: 2 S: 8	H: 1 LOB: 1 BB: 0 P: 12	R: 0 E: 0 K: 0 S: 4	H: 0 LOB: 0 BB: 1 P: 9	R: 0 E: 0 K: 0 S: 5	H: 1 LOB: 0 BB: 0 P: 5	R: 0 E: 0 K: 2 S: 14	H: 2 LOB: 2 BB: 0 P: 19	R: 2 E: 1 K: 1 S: 12	H: 2 LOB: 1 BB: 1 P: 18	R: 0 E: 0 K: 2 S: 10	H: 0 LOB: 0 BB: 0 P: 12		R: 0 E: 0 K: 0 S: 8	H: 0 LOB: 0 BB: 0 P: 11	1B: 5 2B: 1 3B: 0 HR: 0	SF: 1 SAC: 0 DP: 2 HBP: 0	WP: 0 PB: 1 SB: 0 CS: 0	PA: 33
PITCHER	IP WLS BF H R ER SO BB IBB HBP BLK WP HR S P ERA WHIP	7.0 W 27 6 2 1 9 2 0 0 0 0 0 60 87 1.29 1.143	2.0 S 6 0 0 0 2 0 0 0 0 0 0 18 23 0.00 0.000																				

Batter	1	2	3	4	5	6	7	8	9	AB	R	H	RBI	BB	SO	LOB	BOTTOM							
Brett Butler, L OBP: 0.389, SLG: 0.384 (1, 8)	1-1 G3		1-0 G3		2-3 K		4-1 2B			3	1	0	1	1	1	1	Philadelphia Phillies @ San Francisco Giants Candlestick Park, San Francisco, CA Fri Aug 19, 1988, 10:05 PM EDT Att: 14,721 - Unknown - 70 F							
Robby Thompson, R OBP: 0.347, SLG: 0.418 (1, 4)	2-3 K		0-3 K		0-0 5-3		0-0 G3			4	1	1	3	0	2	1								
Will Clark, L OBP: 0.385, SLG: 0.525 (1, 3)	1-1 G3			2-3 K		1-0 F8		1-2 G3		4	0	0	0	0	1	2								
Kevin Mitchell, R OBP: 0.326, SLG: 0.478 Scott Garrelts, R OBP: 0.125, SLG: 0.125 (8, 1)		3-1 1B		0-0 6-3		1-3 K		0-1 SF8		3	0	1	1	0	1	0								
Mike Aldrete, L OBP: 0.360, SLG: 0.361 (1, 9)		2-2 F7		3-1 1B		1-0 1B		0-2 3-1		4	0	2	0	0	0	2								
Bob Brenly, R OBP: 0.251, SLG: 0.292 (1, 2)		1-0 G6-4-3		4-0 1B		3-1 P4		2-3 K		3	0	1	0	1	1	1								
Matt Williams, R OBP: 0.309, SLG: 0.619 (1, 5)		2-2 G6-4-3		0-1 1B		0-1 1B		1-1 HR		4	2	3	1	0	0	2								
Jose Uribe, S OBP: 0.289, SLG: 0.312 (1, 6)			2-1 4-3		0-0 G3		2-1 2B		0-0 G3	4	1	1	0	0	0	3								
Kelly Downs, R OBP: 0.218, SLG: 0.250 Ernest Riles, L OBP: 0.294, SLG: 0.349 Joel Youngblood, R OBP: 0.333, SLG: 0.316 Donell Nixon, R OBP: 0.407, SLG: 0.418 (8, 7)			4-1 BB		0-1 5-3		4-2 2B		2-2 6-3	1	0	0	0	1	0	0								
Inning Stats	R: 0 E: 0 K: 1 S: 7	H: 2 LOB: 1 BB: 0 P: 11	R: 0 E: 0 K: 0 S: 9	H: 2 LOB: 1 BB: 0 P: 17	R: 0 E: 0 K: 1 S: 7	H: 0 LOB: 1 BB: 1 P: 14	R: 0 E: 0 K: 1 S: 11	H: 2 LOB: 3 BB: 1 P: 20	R: 0 E: 0 K: 1 S: 7	H: 0 LOB: 0 BB: 0 P: 9	R: 0 E: 0 K: 1 S: 7	H: 1 LOB: 1 BB: 0 P: 13	R: 5 E: 0 K: 0 S: 17	H: 3 LOB: 1 BB: 2 P: 28	R: 1 E: 0 K: 1 S: 10	H: 1 LOB: 0 BB: 0 P: 15		1B: 6 2B: 2 3B: 0 HR: 1	SF: 1 SAC: 0 DP: 1 HBP: 0	WP: 0 PB: 0 SB: 0 CS: 0	PA: 36			
PITCHER	IP WLS BF H R ER SO BB IBB HBP BLK WP HR S P ERA WHIP	6.0 L 2 0 0 0 0 2 0 0 0 0 0 4 12 ∞ ∞	1.0 4 1 3 3 0 0 0 0 0 0 0 0 9 10 27.00 1.000	1.0 4 1 1 1 1 0 0 0 0 0 0 1 10 9.00 1.000																				

Batter	1	2	3	4	5	6	7	8	9	AB	R	H	RBI	BB	SO	LOB	TOP								
Phil Bradley, R OBP: 0.342, SLG: 0.367 (1, 7)	L7			F9		1-3 2-H		1B		4	0	2	1	0	0	0	Philadelphia Phillies @ San Francisco Giants Candlestick Park, San Francisco, CA Sat Aug 20 1988, 6:33 AM EDT Att: 26,818 - Sunny								
Milt Thompson, L OBP: 0.351, SLG: 0.351 (1, 8)	K			4-3		5-3		1B		3	0	0	0	0	1	2									
Greg Harris, S OBP: 0.375, SLG: 0.625 (6, 1)										0	0	0	0	0	0	0									
Mike Young, S OBP: 0.343, SLG: 0.343 (6, PH)								1B		1	0	1	0	0	0	0									
Steve Bedrosian, R (6, 1)										0	0	0	0	0	0	0									
Juan Samuel, R OBP: 0.309, SLG: 0.395 (1, 4)	G3			K		K		K		4	0	0	0	0	3	4									
Ricky Jordan, R OBP: 0.341, SLG: 0.528 (1, 3)		5-3				P7		P8		4	1	1	0	0	0	0									
Lance Parrish, R OBP: 0.306, SLG: 0.401 (1, 2)		K				K		P9		3	1	0	0	1	2	0									
Chris James, R OBP: 0.288, SLG: 0.397 (1, 9)						6-3		1B		4	0	1	1	0	0	1									
Shane Turner, L OBP: 0.286, SLG: 0.167 (6, 6)				G3				K		4	0	1	1	0	2	1									
Jackie Gutierrez, R OBP: 0.250, SLG: 0.289 (6, PH)				K				E2		2	1	0	0	0	1	0									
Keith Miller, S OBP: 0.257, SLG: 0.250 (6, 5)								2B		2	0	0	0	0	1	1									
Marvin Freeman, R (1, 1)										1	0	0	0	0	1	0									
Danny Clay, R (5, 1)										0	0	0	0	0	0	0									
Greg Gross, L OBP: 0.283, SLG: 0.192 (6, 9)								2B		2	0	0	0	1	1	1									
Inning Stats	R: 0 E: 0 K: 1 S: 9	H: 0 LOB: 0 BB: 0 P: 14	R: 0 E: 0 K: 1 S: 10	H: 0 LOB: 0 BB: 0 P: 15	R: 0 E: 0 K: 2 S: 7	H: 0 LOB: 0 BB: 0 P: 9	R: 0 E: 0 K: 1 S: 10	H: 0 LOB: 0 BB: 0 P: 14	R: 0 E: 0 K: 1 S: 9	H: 0 LOB: 0 BB: 0 P: 10	R: 1 E: 1 K: 2 S: 15	H: 1 LOB: 2 BB: 1 P: 21	R: 0 E: 0 K: 1 S: 11	H: 1 LOB: 1 BB: 0 P: 12	R: 0 E: 0 K: 1 S: 13	H: 2 LOB: 2 BB: 0 P: 20	R: 2 E: 0 K: 2 S: 12	H: 2 LOB: 1 BB: 1 P: 21	1B: 5 2B: 1 3B: 0 HR: 0	SF: 0 SAC: 0 DP: 0 HBP: 0	WP: 0 PB: 0 SB: 0 CS: 0	PA: 36			
PITCHER	IP	WLS	BF	H	R	ER	SO	BB	IBB	HBP	BLK	WP	HR	S	P	ERA	WHIP								
Don Robinson, R ERA: 2.72 (1, 1)	8.0	W	32	5	3	2	10	2	0	0	0	0	0	86	122	2.25	0.875								
Scott Garrelts, R ERA: 4.28 (9, 1)	1.0	S	4	1	0	0	2	0	0	0	1	0	0	10	14	0.00	1.000								

Batter	1	2	3	4	5	6	7	8	9	AB	R	H	RBI	BB	SO	LOB	BOTTOM								
Brett Butler, L OBP: 0.392, SLG: 0.385 (1, 8)	L4									2	2	1	0	2	0	0	Philadelphia Phillies @ San Francisco Giants Candlestick Park, San Francisco, CA Sat Aug 20 1988, 6:33 AM EDT Att: 26,818 - Sunny								
Robby Thompson, R OBP: 0.345, SLG: 0.415 (1, 4)	F3			BB						2	0	0	0	0	0	2									
Will Clark, L OBP: 0.388, SLG: 0.528 (1, 3)	K									3	1	2	2	1	1	0									
Kevin Mitchell, R OBP: 0.325, SLG: 0.474 (1, 7)										3	1	0	0	1	1	2									
Donell Nixon, R OBP: 0.407, SLG: 0.418 (8, 7)										0	0	0	0	0	0	0									
Mike Aldrete, L OBP: 0.359, SLG: 0.358 (1, 9)										3	0	0	0	1	1	3									
Matt Williams, R OBP: 0.306, SLG: 0.597 (1, 5)										4	0	1	1	0	0	2									
Bob Brenly, R OBP: 0.256, SLG: 0.297 (1, 2)										4	0	2	0	0	0	0									
Jose Uribe, S OBP: 0.289, SLG: 0.312 (1, 6)										4	0	1	0	0	3	4									
Don Robinson, R OBP: 0.138, SLG: 0.143 (1, 1)										3	0	0	0	0	2	3									
Scott Garrelts, R OBP: 0.125, SLG: 0.125 (9, 1)										0	0	0	0	0	0	0									
Inning Stats	R: 0 E: 0 K: 1 S: 7	H: 0 LOB: 0 BB: 0 P: 9	R: 0 E: 0 K: 1 S: 6	H: 0 LOB: 0 BB: 0 P: 10	R: 0 E: 0 K: 0 S: 7	H: 1 LOB: 2 BB: 1 P: 17	R: 2 E: 0 K: 2 S: 14	H: 2 LOB: 2 BB: 2 P: 29	R: 1 E: 0 K: 0 S: 7	H: 1 LOB: 1 BB: 1 P: 14	R: 0 E: 0 K: 2 S: 10	H: 1 LOB: 0 BB: 0 P: 14	R: 1 E: 1 K: 1 S: 10	H: 2 LOB: 2 BB: 1 P: 16	R: 0 E: 0 K: 1 S: 11	H: 0 LOB: 0 BB: 0 P: 15	1B: 6 2B: 1 3B: 0 HR: 0	SF: 0 SAC: 3 DP: 0 HBP: 0	WP: 1 PB: 1 SB: 2 CS: 0	PA: 36					
PITCHER	IP	WLS	BF	H	R	ER	SO	BB	IBB	HBP	BLK	WP	HR	S	P	ERA	WHIP								
Marvin Freeman, R ERA: 5.93 (1, 1)	0.2	L	21	4	3	3	4	4	0	0	0	0	0	4	7	0.00	0.000								
Danny Clay, R ERA: 4.99 (5, 1)	2.0		10	3	1	1	3	1	0	0	0	0	0	20	30	4.50	2.000								
Greg Harris, R ERA: 2.61 (6, 1)	1.0		3	0	0	0	1	0	0	0	0	0	0	11	15	0.00	0.000								



Batter	1	2	3	4	5	6	7	8	9	AB	R	H	RBI	BB	SO	LOB	TOP							
Phil Bradley, R OBP: 0.343, SLG: 0.371 (1, 7)										4	1	2	1	0	0	1	Philadelphia Phillies @ San Francisco Giants Candlestick Park, San Francisco, CA Sun Aug 21 1988, 6:33 AM EDT Att: 31,820 - Sunny							
Bob Demier, R OBP: 0.359, SLG: 0.367 (1, 8)										3	0	0	0	0	0	3								
Milt Thompson, L OBP: 0.350, SLG: 0.350 (8, PH)										1	0	0	0	0	0	2								
Greg Harris, S OBP: 0.375, SLG: 0.625 (8, 1)										4	0	0	1	0	1	3								
Juan Samuel, R OBP: 0.307, SLG: 0.391 (1, 4)										4	0	0	0	0	0	3								
Lance Parrish, R OBP: 0.303, SLG: 0.396 (1, 2)										4	0	0	0	0	0	3								
Ricky Jordan, R OBP: 0.346, SLG: 0.550 (1, 3)										4	1	2	1	0	0	1								
Chris James, R OBP: 0.288, SLG: 0.396 (1, 9) (8, 8)										4	0	1	0	0	0	1								
Steve Jeltz, S OBP: 0.274, SLG: 0.274 (1, 6)										3	0	0	0	0	0	1								
Greg Gross, L OBP: 0.289, SLG: 0.200 (9, PH)										1	0	1	0	0	0	0								
Jackie Gutierrez, R OBP: 0.255, SLG: 0.292 (1, 5)										3	1	1	0	0	0	0								
Keith Miller, S OBP: 0.250, SLG: 0.242 (9, PH)										1	0	0	0	0	0	1								
Don Carman, L OBP: 0.361, SLG: 0.081 (8, 1)										2	0	1	0	0	0	0								
Danny Clay, R OBP: 0.344, SLG: 0.121 (8, 1)										0	0	0	0	0	0	0								
Bruce Ruffin, S OBP: 0.344, SLG: 0.121 (7, 1)										0	0	0	0	0	0	0								
Kent Tekulve, R OBP: 0.371, SLG: 0.347 (8, PH)										0	0	0	0	0	0	0								
Mike Young, S OBP: 0.371, SLG: 0.347 (8, 9)										1	0	1	0	0	0	0								
Inning Stats	R: 1 E: 0 K: 0 S: 9	H: 1 LOB: 1 BB: 0 P: 12	R: 0 E: 0 K: 0 S: 5	H: 1 LOB: 0 BB: 0 P: 6	R: 0 E: 0 K: 0 S: 8	H: 2 LOB: 1 BB: 0 P: 10	R: 0 E: 0 K: 0 S: 9	H: 0 LOB: 0 BB: 0 P: 11	R: 0 E: 0 K: 0 S: 8	H: 0 LOB: 0 BB: 0 P: 11	R: 0 E: 0 K: 0 S: 5	H: 0 LOB: 0 BB: 0 P: 6	R: 1 E: 0 K: 0 S: 7	H: 1 LOB: 0 BB: 0 P: 12	R: 1 E: 1 K: 1 S: 15	H: 2 LOB: 2 BB: 0 P: 23	R: 0 E: 0 K: 0 S: 17	H: 2 LOB: 1 BB: 0 P: 21	1B: 7 2B: 2 3B: 0 HR: 1	SF: 0 SAC: 0 DP: 3 HBP: 0	WP: 0 PB: 0 SB: 0 CS: 0	PA: 35		
PITCHER	IP WLS BF H R ER SO BB IBB HBP BLK WP HR S P ERA WHIP	7.0 W 28 7 3 3 0 0 0 0 0 1 58 80 3.86 1.000	2.0 S 7 2 0 0 1 0 0 0 0 0 25 32 0.00 1.000																					

livebaseballscores.com

AB 35
R 3
H 9
RBI 3
BB 0
SO 1
LOB 16



Batter	1	2	3	4	5	6	7	8	9	AB	R	H	RBI	BB	SO	LOB	BOTTOM						
Donell Nixon, R OBP: 0.438, SLG: 0.431 (1, 8)										3	0	2	0	2	0	0	Philadelphia Phillies @ San Francisco Giants Candlestick Park, San Francisco, CA Sun Aug 21 1988, 6:33 AM EDT Att: 31,820 - Sunny						
Robby Thompson, R OBP: 0.343, SLG: 0.412 (1, 4)										3	0	0	0	0	3	4							
Mike Aldrete, L OBP: 0.361, SLG: 0.358 (6, PH)										0	0	0	0	1	0	0							
Chris Speier, R OBP: 0.340, SLG: 0.386 (7, 4)										1	0	0	0	0	0	0							
Will Clark, L OBP: 0.389, SLG: 0.528 (1, 3)										4	1	2	0	0	0	3							
Kevin Mitchell, R OBP: 0.327, SLG: 0.476 (1, 7)										3	1	1	0	1	0	1							
Joel Youngblood, R OBP: 0.353, SLG: 0.516 (7, PR) (8, 7)										0	0	0	0	0	0	0							
Candy Maldonado, R OBP: 0.321, SLG: 0.381 (1, 9)										4	2	3	2	0	0	1							
Matt Williams, R OBP: 0.316, SLG: 0.586 (1, 5)										3	2	1	1	1	0	3							
Jose Uribe, S OBP: 0.294, SLG: 0.320 (1, 6)										3	0	2	2	1	0	0							
Kirt Manwaring, R OBP: 0.291, SLG: 0.333 (1, 2)										3	0	0	0	0	1	3							
Ernest Riles, L OBP: 0.293, SLG: 0.348 (7, PH)										1	0	0	0	0	0	3							
Bob Brenly, R OBP: 0.256, SLG: 0.297 (8, 2)										0	0	0	0	0	0	0							
Atlee Hammaker, S OBP: 0.208, SLG: 0.136 (1, 1)										2	0	1	0	0	0	0							
Lary Sorensen, R (8, 1)										1	0	0	0	0	0	0							
Inning Stats	R: 0 E: 0 K: 1 S: 11	H: 1 LOB: 0 BB: 0 P: 15	R: 2 E: 0 K: 0 S: 12	H: 2 LOB: 0 BB: 1 P: 20	R: 0 E: 0 K: 1 S: 9	H: 0 LOB: 0 BB: 1 P: 15	R: 0 E: 0 K: 0 S: 10	H: 1 LOB: 1 BB: 0 P: 15	R: 0 E: 0 K: 2 S: 17	H: 2 LOB: 2 BB: 0 P: 26	R: 4 E: 0 K: 0 S: 17	H: 5 LOB: 3 BB: 2 P: 35	R: 0 E: 0 K: 0 S: 8	H: 1 LOB: 3 BB: 2 P: 20	R: 0 E: 0 K: 0 S: 6	H: 0 LOB: 0 BB: 0 P: 8	1B: 8 2B: 4 3B: 1 HR: 0	SF: 0 SAC: 1 DP: 2 HBP: 0	WP: 1 PB: 0 SB: 0 CS: 3	PA: 38			
PITCHER	IP WLS BF H R ER SO BB IBB HBP BLK WP HR S P ERA WHIP	5.0 L 23 9 5 5 4 2 0 0 0 0 7 14 9.00 4.500	0.2 5 2 0 0 0 1 0 0 0 0 0 7 14 0.00 4.500	0.1 3 0 1 1 0 2 0 0 0 0 0 3 14 27.00 6.000	4.51 ERA	1.0 4 1 0 0 0 1 0 0 0 0 0 7 15 0.00 2.000	3.8 ERA	1.0 3 0 0 0 0 0 0 6 8 0.00 0.000															

livebaseballscores.com

AB 31
R 6
H 12
RBI 5
BB 6
SO 4
LOB 18



Batter	1	2	3	4	5	6	7	8	9	AB	R	H	RBI	BB	SO	LOB	TOP								
Phil Bradley, R OBP: 0.339, SLG: 0.367 (1, 7)	F9		G5-4-3			6-3	5-3		4-3	5	0	0	1	0	0	4	Philadelphia Phillies @ San Diego Padres Jack Murphy Stadium, San Diego, CA Mon Aug 22 1988, 10:05 PM EDT Att: 20,577 - Unknown - 70 F								
Shane Turner, L OBP: 0.167, SLG: 0.091 (1, 5)	K			1-3		F5	3-1		G3	5	0	0	0	0	1	2									
Chris James, R OBP: 0.288, SLG: 0.394 (1, 9) (8, 8)	6-3			1B WP SF9		6-3	K			4	1	1	0	0	1	1									
Ricky Jordan, R OBP: 0.343, SLG: 0.541 (1, 3)		F8		1B			E6 FC6 2B		6-3	4	1	1	0	0	0	0									
Juan Samuel, R OBP: 0.305, SLG: 0.389 (1, 4)	5-3			SF9		FC6 2B 1B			6-3	3	1	0	1	0	0	1									
Milt Thompson, L OBP: 0.352, SLG: 0.353 Steve Bedrosian, R (8, 1)	1-3			F8		1B 1B 2B			BB	3	1	1	1	1	0	1									
Darren Daulton, L OBP: 0.291, SLG: 0.264 (1, 2)			1B			F7	1B SH		K	4	1	2	1	0	1	1									
Steve Jeltz, S OBP: 0.338, SLG: 0.277 (1, 6)			G5-4-3 1B			F8	SH 5-3 1B		K	4	1	2	1	0	1	0									
Mike Maddux, L OBP: 0.190, SLG: 0.200 Greg Harris, S OBP: 0.375, SLG: 0.625 Bob Demier, R OBP: 0.359, SLG: 0.367 Bruce Ruffin, S OBP: 0.194, SLG: 0.121 Greg Gross, L OBP: 0.295, SLG: 0.208 (1, 1) (6, 1) (7, PH) (7, 1) (8, 9)			K			3-1	SH 3-1		1B 4-3	2	0	0	0	0	1	2									
Inning Stats	R: 0 E: 0 K: 1 S: 8	H: 0 LOB: 0 BB: 0 P: 10	R: 0 E: 0 K: 0 S: 7	H: 0 LOB: 0 BB: 0 P: 10	R: 0 E: 0 K: 1 S: 6	H: 2 LOB: 1 BB: 0 P: 6	R: 1 E: 0 K: 0 S: 10	H: 2 LOB: 1 BB: 0 P: 14	R: 0 E: 0 K: 0 S: 10	H: 0 LOB: 0 BB: 0 P: 13	R: 0 E: 0 K: 0 S: 5	H: 0 LOB: 0 BB: 0 P: 5	R: 5 E: 2 K: 1 S: 17	H: 3 LOB: 1 BB: 0 P: 27	R: 0 E: 0 K: 1 S: 5	H: 0 LOB: 1 BB: 1 P: 11		R: 0 E: 0 K: 1 S: 12	H: 1 LOB: 0 BB: 0 P: 15	1B: 7 2B: 1 3B: 0 HR: 0	SF: 1 SAC: 1 DP: 1 HBP: 0	WP: 1 PB: 0 SB: 0 CS: 0	PA: 38		
PITCHER	IP	WLS	BF	H	R	ER	SO	BB	IBB	HBP	BLK	WP	HR	S	P	ERA	WHIP								
Jimmy Jones, R ERA: 3.81 Lance McCullers, R ERA: 2.4 (1, 1) (7, 1)	6.0	L	26	7	6	2	2	0	0	0	0	1	0	53	71	3.00	1.167								
	3.0		12	1	0	0	3	1	0	0	0	0	0	27	40	0.00	0.667								



Batter	1	2	3	4	5	6	7	8	9	AB	R	H	RBI	BB	SO	LOB	BOTTOM								
John Kruk, L OBP: 0.380, SLG: 0.390 Stan Jefferson, S OBP: 0.229, SLG: 0.235 (1, 9) (9, FR)	F8 HBP BB		G6-3 BB			F8	G4-6-3 BB		1B	2	0	1	0	3	0	0	Philadelphia Phillies @ San Diego Padres Jack Murphy Stadium, San Diego, CA Mon Aug 22 1988, 10:05 PM EDT Att: 20,577 - Unknown - 70 F								
Roberto Alomar, S OBP: 0.301, SLG: 0.363 (1, 4)	CS HBP		G6-3			E 1B	G4-6-3		K	4	1	1	0	0	1	4									
Tony Gwynn, L OBP: 0.381, SLG: 0.424 (1, 8)	F8			3-1		E5 2B	BB		1B	4	1	2	1	1	0	2									
Carmelo Martinez, R OBP: 0.285, SLG: 0.367 (1, 7)	B1-3			K		WP SF8 BB	F9		F8	4	1	0	0	1	1	5									
Keith Moreland, R OBP: 0.317, SLG: 0.347 (1, 3)	K			BB		SF8 WP 1B			K	3	0	1	0	1	2	0									
Benito Santiago, R OBP: 0.290, SLG: 0.371 (1, 2)	K			F9		SF8			HR	3	1	1	2	0	1	1									
Randy Ready, R OBP: 0.346, SLG: 0.386 (1, 5)	5-3					6-3	BB		6-3	3	0	0	0	1	0	0									
Garry Templeton, S OBP: 0.266, SLG: 0.324 (1, 6)			SH2-4 1B			F9	K		F8	4	0	1	0	0	1	2									
Jimmy Jones, R OBP: 0.196, SLG: 0.196 Lance McCullers, S ERA: 2.56 Marvell Wynne, L OBP: 0.331, SLG: 0.449 (1, 1) (7, 1) (9, PH)			SH2-4			HR	F4		F8	2	1	1	1	0	0	2									
Inning Stats	R: 0 E: 0 K: 0 S: 8	H: 0 LOB: 1 BB: 1 P: 16	R: 0 E: 0 K: 2 S: 8	H: 0 LOB: 0 BB: 0 P: 11	R: 0 E: 0 K: 0 S: 6	H: 1 LOB: 1 BB: 1 P: 12	R: 0 E: 0 K: 1 S: 12	H: 0 LOB: 1 BB: 1 P: 20	R: 1 E: 0 K: 0 S: 9	H: 1 LOB: 0 BB: 0 P: 15	R: 3 E: 1 K: 1 S: 16	H: 3 LOB: 2 BB: 2 P: 30	R: 0 E: 0 K: 0 S: 7	H: 0 LOB: 1 BB: 2 P: 19	R: 1 E: 0 K: 1 S: 11	H: 1 LOB: 0 BB: 0 P: 14		R: 0 E: 0 K: 1 S: 12	H: 2 LOB: 2 BB: 0 P: 21	1B: 5 2B: 1 3B: 0 HR: 2	SF: 1 SAC: 1 DP: 2 HBP: 1	WP: 1 PB: 0 SB: 0 CS: 1	PA: 40		
PITCHER	IP	WLS	BF	H	R	ER	SO	BB	IBB	HBP	BLK	WP	HR	S	P	ERA	WHIP								
Mike Maddux, R ERA: 4.23 Greg Harris, R ERA: 2.56 Bruce Ruffin, L ERA: 4.48 Steve Bedrosian, R ERA: 4.09 (1, 1) (6, 1) (7, 1) (8, 1)	5.1		25	5	4	4	3	5	0	0	0	0	0	54	98	6.75	1.875								
	0.2	W	2	0	0	0	1	0	0	0	0	0	0	5	6	0.00	0.000								
	1.0		4	0	0	0	0	2	0	0	0	0	0	7	19	0.00	2.000								
	2.0	S	9	3	1	1	2	0	0	0	0	0	1	23	35	4.50	1.500								



Batter	1	2	3	4	5	6	7	8	9	AB	R	H	RBI	BB	SO	LOB	TOP			
Phil Bradley, R OBP: 0.341, SLG: 0.368 (1, 7)	2-2 4-3		1-1 G6-3 1B			0-1 4-3		0-0 1B		4	0	2	0	0	0	0	Philadelphia Phillies @ San Diego Padres Jack Murphy Stadium, San Diego, CA Tue Aug 23 1988, 10:05 PM EDT Att: 10,535 - Unknown - 70 F			
Milt Thompson, L OBP: 0.351, SLG: 0.352 Bruce Ruffin, S OBP: 0.194, SLG: 0.121 (1, 8)	0-0 4-3		1-1 G6-3 1-2			1-2 1B		0-1 F7		4	0	1	0	0	0	2				
Chris James, R OBP: 0.288, SLG: 0.401 Kent Tekulve, R OBP: 0.293, SLG: 0.206 (1, 9)	2-1 HR			2-2 G3		0-1 F8		3-2 5-3		3	1	1	1	0	0	1				
Ricky Jordan, R OBP: 0.340, SLG: 0.533 (1, 3)	0-1 5-3			1-0 4-3				1-0 P3		4	0	1	0	0	0	0				
Juan Samuel, R OBP: 0.303, SLG: 0.386 (1, 4)		0-0 F9		1-3 K				1-1 E6 1B		4	0	0	0	0	1	1				
Lance Parrish, R OBP: 0.305, SLG: 0.397 (1, 2)		0-0 1B			0-1 6-3			0-0 1B		4	0	2	0	0	0	1				
Shane Turner, L OBP: 0.143, SLG: 0.077 Danny Clay, R OBP: 0.375, SLG: 0.625 Mike Young, S OBP: 0.343, SLG: 0.342 (1, 5)		1-3 K			0-0 F7			3-3 K		2	0	0	0	0	1	1				
Steve Jeltz, S OBP: 0.335, SLG: 0.274 (1, 6)		1-3 K			2-3 K			0-1 F9		3	0	0	0	0	2	3				
Kevin Gross, R OBP: 0.231, SLG: 0.210 Greg Harris, S OBP: 0.375, SLG: 0.625 Keith Miller, S OBP: 0.237, SLG: 0.229 (1, 1)			0-1 4-3			3-3 K		0-3 K		1	0	0	0	0	0	0				
Inning Stats	R: 1 E: 0 K: 0 S: 11	H: 1 LOB: 0 BB: 0 P: 15	R: 0 E: 0 K: 2 S: 8	H: 1 LOB: 1 BB: 0 P: 10	R: 0 E: 0 K: 0 S: 6	H: 1 LOB: 0 BB: 0 P: 8	R: 0 E: 0 K: 1 S: 7	H: 0 LOB: 0 BB: 0 P: 11	R: 0 E: 0 K: 1 S: 10	H: 1 LOB: 1 BB: 0 P: 14	R: 0 E: 1 K: 1 S: 11	H: 1 LOB: 2 BB: 0 P: 16	R: 0 E: 0 K: 1 S: 10	H: 1 LOB: 1 BB: 0 P: 13	R: 0 E: 0 K: 0 S: 7	H: 1 LOB: 1 BB: 0 P: 10		1B: 6 2B: 0 3B: 0 HR: 1	SF: 0 SAC: 0 DP: 1 HBP: 0	WP: 0 PB: 0 SB: 0 CS: 0
PITCHER Ed Whitson, R ERA: 3.97 (1, 1)	IP: 9.0 WLS: W BF: 34 H: 7 R: 1 ER: 1 SO: 7 BB: 0 IBB: 0 HBP: 0 BLK: 0 WP: 0 HR: 1 S: 77 P: 106 ERA: 1.00 WHIP: 0.778															PITCHER				

AB	34
R	1
H	7
RBI	1
BB	0
SO	7
LOB	13



Batter	1	2	3	4	5	6	7	8	9	AB	R	H	RBI	BB	SO	LOB	BOTTOM			
John Kruk, L OBP: 0.383, SLG: 0.402 (1, 9)	2-2 F7		1-1 1B E	1-0 HR		4-2 G6-4-3 1-2 HR BB	3-3 K			4	3	2	1	1	1	0	Philadelphia Phillies @ San Diego Padres Jack Murphy Stadium, San Diego, CA Tue Aug 23 1988, 10:05 PM EDT Att: 10,535 - Unknown - 70 F			
Roberto Alomar, S OBP: 0.304, SLG: 0.363 (1, 4)	1-3 K		0-0 E8 2B	4-0 BB BB		4-0 G6-4-3 1-2 2-3 BB	3-1 4-3			3	1	1	0	2	1	0				
Tony Gwynn, L OBP: 0.381, SLG: 0.425 (1, 8)	1-0 F8		1-0 HR 2B	4-0 BB		1-1 G6-4-3 1-2 2-3 3-H	2-1 6-3			4	1	1	1	1	0	2				
Carmelo Martinez, R OBP: 0.291, SLG: 0.403 (1, 7)		0-0 1B 2B	1-2 HR 2H	2-1 F3		0-1 HR	1-0 5-3			5	3	3	4	0	0	2				
Keith Moreland, R OBP: 0.321, SLG: 0.349 (1, 3)		0-1 S 1B 2H	2-0 F7		1-1 1B 4-4-3	4-0 1B BB				3	0	2	1	1	0	0				
Benito Santiago, R OBP: 0.292, SLG: 0.370 (1, 2)		3-3 K	4-1 BB		1-1 G6-4-6-3 1-2	0-0 1B				3	0	1	0	1	1	2				
Randy Ready, R OBP: 0.344, SLG: 0.384 (1, 5)		2-1 F9	0-1 F8		1-2 1B	2-1 F9				4	0	1	0	0	0	4				
Garry Templeton, S OBP: 0.262, SLG: 0.319 (1, 6)		1-2 5-3		2-2 P4	1-2 F9	0-0 F7				4	0	0	0	0	0	2				
Ed Whitson, R OBP: 0.157, SLG: 0.216 (1, 1)			2-3 K	0-0 B1-3		0-0 BB G6-4-3 1B	1-3 K			4	1	1	0	0	2	0				
Inning Stats	R: 0 E: 0 K: 1 S: 8	H: 0 LOB: 0 BB: 0 P: 12	R: 1 E: 0 K: 1 S: 13	H: 2 LOB: 1 BB: 0 P: 19	R: 4 E: 1 K: 1 S: 14	H: 4 LOB: 1 BB: 1 P: 25	R: 1 E: 0 K: 0 S: 8	H: 1 LOB: 2 BB: 2 P: 21	R: 0 E: 0 K: 0 S: 11	H: 2 LOB: 1 BB: 0 P: 15	R: 3 E: 0 K: 0 S: 12	H: 3 LOB: 2 BB: 3 P: 27	R: 0 E: 0 K: 2 S: 7	H: 0 LOB: 0 BB: 0 P: 11	R: 0 E: 0 K: 0 S: 5	H: 0 LOB: 0 BB: 0 P: 11		1B: 7 2B: 2 3B: 0 HR: 3	SF: 0 SAC: 0 DP: 2 HBP: 0	WP: 0 PB: 0 SB: 1 CS: 0
PITCHER Kevin Gross, R ERA: 3.5 Greg Harris, R ERA: 2.55 Danny Clay, R ERA: 6.0 Kent Tekulve, R ERA: 3.72 Bruce Ruffin, L ERA: 4.44 (1, 1)	IP: 3.2 WLS: L BF: 21 H: 7 R: 6 ER: 6 SO: 3 BB: 0 IBB: 0 HBP: 0 BLK: 0 WP: 0 HR: 2 S: 41 P: 73 ERA: 14.73 WHIP: 2.727															PITCHER				

AB	34
R	9
H	12
RBI	7
BB	6
SO	5
LOB	12



Batter	1	2	3	4	5	6	7	8	9	AB	R	H	RBI	BB	SO	LOB	TOP					
Phil Bradley, R OBP: 0.337, SLG: 0.364 (1, 7)										5	0	0	0	0	1	3	Philadelphia Phillies @ San Diego Padres Jack Murphy Stadium, San Diego, CA Wed Aug 24 1988, 10:05 PM EDT Att: 14,632 - Unknown - 75 F					
Milt Thompson, L OBP: 0.355, SLG: 0.357 (1, 8)										4	0	3	0	0	0	0						
Juan Samuel, R OBP: 0.302, SLG: 0.387 (1, 4)										4	0	1	0	0	1	3						
Ricky Jordan, R OBP: 0.345, SLG: 0.539 (1, 3)										4	1	2	0	0	1	3						
Lance Parrish, R OBP: 0.305, SLG: 0.393 (1, 2)										3	1	0	0	1	0	3						
Chris James, R OBP: 0.290, SLG: 0.402 (1, 9)										4	0	2	1	0	0	1						
Steve Jeltz, S OBP: 0.331, SLG: 0.271 (1, 6)										4	0	0	0	0	0	3						
Shane Turner, L OBP: 0.176, SLG: 0.125 (9, PH)										3	0	1	0	0	0	0						
Darren Daulton, L OBP: 0.289, SLG: 0.262 (9, PH)										1	0	0	0	0	1	2						
David Palmer, R OBP: 0.243, SLG: 0.514 (4, 1)										1	0	0	0	0	1	0						
Greg Harris, S OBP: 0.331, SLG: 0.556 (7, 1)										1	0	0	0	0	0	1						
Bruce Ruffin, L OBP: 0.194, SLG: 0.121 (8, PH)										0	0	0	0	0	0	0						
Greg Gross, S OBP: 0.296, SLG: 0.494 (8, PH)										0	0	0	0	0	0	1						
Steve Bedrosian, R OBP: 0.296, SLG: 0.278 (9, PH)										0	0	0	0	0	0	0						
Keith Miller, S OBP: 0.296, SLG: 0.278 (9, PH)										1	0	1	1	0	0	0						
Inning Stats	R: 0 E: 0 K: 2 S: 13	H: 2 LOB: 2 BB: 0 P: 17	R: 0 E: 0 K: 0 S: 5	H: 1 LOB: 0 BB: 0 P: 10	R: 0 E: 0 K: 1 S: 10	H: 0 LOB: 0 BB: 0 P: 12	R: 0 E: 0 K: 0 S: 8	H: 1 LOB: 1 BB: 0 P: 9	R: 0 E: 0 K: 0 S: 3	H: 0 LOB: 0 BB: 0 P: 4	R: 0 E: 0 K: 0 S: 7	H: 1 LOB: 1 BB: 0 P: 7	R: 0 E: 0 K: 0 S: 6	H: 0 LOB: 0 BB: 0 P: 8	R: 0 E: 1 K: 1 S: 9	H: 2 LOB: 2 BB: 0 P: 16	R: 2 E: 0 K: 1 S: 23	H: 3 LOB: 2 BB: 1 P: 36	1B: 7 2B: 3 3B: 0 HR: 0	SF: 0 SAC: 0 DP: 1 HBP: 0	WP: 0 PB: 0 SB: 0 CS: 0	PA: 37
PITCHER Eric Show, R ERA: 3.12 (1, 1)	IP: 9.0 WLS: W BF: 37 H: 10 R: 2 ER: 2 SO: 5 BB: 1 IBB: 0 HBP: 0 BLK: 0 WP: 0 HR: 0 S: 84 P: 119 ERA: 2.00 WHIP: 1.222															PITCHER						

AB	36
R	2
H	10
RBI	2
BB	1
SO	5
LOB	19



Batter	1	2	3	4	5	6	7	8	9	AB	R	H	RBI	BB	SO	LOB	BOTTOM			
John Kruk, L OBP: 0.381, SLG: 0.398 (1, 9)										3	0	0	0	1	0	0	Philadelphia Phillies @ San Diego Padres Jack Murphy Stadium, San Diego, CA Wed Aug 24 1988, 10:05 PM EDT Att: 14,632 - Unknown - 75 F			
Roberto Alomar, S OBP: 0.304, SLG: 0.362 (1, 4)										4	1	1	0	0	1	2				
Tony Gwynn, L OBP: 0.384, SLG: 0.434 (1, 8)										3	2	2	1	1	0	1				
Carmelo Martinez, R OBP: 0.298, SLG: 0.419 (1, 7)										3	2	2	2	1	0	3				
Keith Moreland, R OBP: 0.321, SLG: 0.348 (1, 3)										4	0	1	1	0	1	2				
Benito Santiago, R OBP: 0.292, SLG: 0.369 (1, 2)										4	0	1	1	0	0	2				
Chris Brown, R OBP: 0.305, SLG: 0.299 (1, 5)										4	0	0	0	0	1	2				
Dickie Thon, R OBP: 0.336, SLG: 0.308 (1, 6)										3	0	0	0	1	1	2				
Eric Show, R OBP: 0.143, SLG: 0.145 (1, 1)										4	0	0	0	0	3	1				
Inning Stats	R: 3 E: 0 K: 0 S: 17	H: 5 LOB: 2 BB: 0 P: 22	R: 0 E: 0 K: 1 S: 10	H: 0 LOB: 0 BB: 0 P: 12	R: 2 E: 0 K: 0 S: 8	H: 2 LOB: 0 BB: 0 P: 9	R: 0 E: 0 K: 1 S: 11	H: 0 LOB: 3 BB: 3 P: 24	R: 0 E: 0 K: 0 S: 4	H: 0 LOB: 0 BB: 0 P: 7	R: 0 E: 0 K: 1 S: 10	H: 0 LOB: 0 BB: 1 P: 11	R: 0 E: 1 K: 1 S: 8	H: 0 LOB: 2 BB: 1 P: 17	R: 0 E: 0 K: 3 S: 13	H: 0 LOB: 0 BB: 0 P: 17		1B: 5 2B: 0 3B: 0 HR: 2	SF: 0 SAC: 0 DP: 0 HBP: 0	WP: 0 PB: 0 SB: 3 CS: 0
PITCHER David Palmer, R ERA: 4.46 (1, 1)	IP: 3.1 WLS: L BF: 19 H: 7 R: 5 ER: 5 SO: 2 BB: 2 IBB: 0 HBP: 0 BLK: 0 WP: 0 HR: 2 S: 43 P: 58 ERA: 13.50 WHIP: 2.700															PITCHER				
Greg Harris, R ERA: 2.46 (4, 1)	2.2	9	0	0	0	1	0	1	0	0	0	0	17	27	0.00	0.000				
Bruce Ruffin, L ERA: 4.41 (7, 1)	1.0	5	0	0	0	1	1	0	0	0	0	0	8	17	0.00	1.000				
Steve Bedrosian, R ERA: 4.02 (8, 1)	1.0	3	0	0	0	3	0	0	0	0	0	0	13	17	0.00	0.000				

AB	32
R	5
H	7
RBI	5
BB	4
SO	7
LOB	15




Batter	1	2	3	4	5	6	7	8	9	AB	R	H	RBI	BB	SO	LOB	TOP			
Steve Sax, R OBP: 0.339, SLG: 0.362 Jay Howell, R (8, 1)	F8		FC5-2 1B	6-3			1B BB	L9		4	1	1	0	1	0	4				
Dave Anderson, R OBP: 0.340, SLG: 0.338 (6, 5)	1B		FC5-2 1B		F9		1B		1B BB	4	1	2	0	1	0	3				
Kirk Gibson, L OBP: 0.386, SLG: 0.516 (1, 7)	F9		SF8		F8		F3		K	4	0	0	1	0	1	4				
Mike Marshall, R OBP: 0.319, SLG: 0.448 (1, 9)	K		1B		F7			1B BB	1B	5	1	3	1	0	1	1				
Mickey Hatcher, R OBP: 0.348, SLG: 0.394 Franklin Stubbs, L OBP: 0.286, SLG: 0.364 Mike Sharperson, R OBP: 0.317, SLG: 0.333 (8, 4)		5-3	1B			L1		K	G4-6-3	3	0	1	1	0	0	0				
John Shelby, S OBP: 0.325, SLG: 0.393 (1, 8)	L5		F9			G5-4-3 1B		K		4	0	1	0	0	1	3				
Tracy Woodson, R OBP: 0.317, SLG: 0.317 Alejandro Pena, R OBP: 0.376, SLG: 0.291 Danny Heep, L OBP: 0.376, SLG: 0.291 (8, 3)	L6			6-3		G5-4-3		BB BB	1B	3	0	0	0	0	0	1	AB 35			
Mike Scioscia, L OBP: 0.336, SLG: 0.330 Rick Dempsey, R OBP: 0.345, SLG: 0.500 (8, 2)			1B FC5-2 1B	F9			F8		BB	3	0	1	0	0	0	0	R 4			
Tim Leary, R OBP: 0.345, SLG: 0.382 Alfredo Griffin, S OBP: 0.226, SLG: 0.218 (6, 6)			FC5-2 SF8 HBP		2B		F2		BB	1	1	1	0	0	0	0	H 11			
																	RBI 4			
																	BB 4			
																	SO 4			
																	LOB 19			
Inning Stats	R: 0 E: 0 K: 1 S: 10	H: 1 LOB: 1 BB: 0 P: 16	R: 0 E: 0 K: 0 S: 8	H: 0 LOB: 0 BB: 0 P: 12	R: 3 E: 0 K: 0 S: 14	H: 4 LOB: 2 BB: 0 P: 25	R: 0 E: 0 K: 0 S: 10	H: 1 LOB: 1 BB: 0 P: 15	R: 0 E: 0 K: 0 S: 5	H: 0 LOB: 0 BB: 0 P: 8	R: 0 E: 0 K: 0 S: 16	H: 1 LOB: 2 BB: 1 P: 31	R: 1 E: 0 K: 2 S: 19	H: 2 LOB: 2 BB: 2 P: 33	R: 0 E: 0 K: 1 S: 13	H: 1 LOB: 1 BB: 1 P: 20	1B: 10 2B: 1 3B: 0 HR: 0	SF: 1 SAC: 0 DP: 2 HBP: 1	WP: 0 PB: 0 SB: 1 CS: 0	PA: 41
PITCHER	IP WLS BF H R ER SO	IP WLS BF H R ER SO	IP WLS BF H R ER SO	IP WLS BF H R ER SO	IP WLS BF H R ER SO	IP WLS BF H R ER SO	IP WLS BF H R ER SO	IP WLS BF H R ER SO	IP WLS BF H R ER SO	IP WLS BF H R ER SO	IP WLS BF H R ER SO	IP WLS BF H R ER SO	IP WLS BF H R ER SO	IP WLS BF H R ER SO	IP WLS BF H R ER SO	IP WLS BF H R ER SO	WP HR S P	ERA WHIP	ERA WHIP	
Don Carman, L ERA: 4.4 Kent Tekulve, R ERA: 3.75 Bruce Ruffin, L ERA: 4.35 Steve Bedrosian, R ERA: 3.97	7.0 0.2 0.2 0.2	7.0 0.2 0.2 0.2	7.0 0.2 0.2 0.2	7.0 0.2 0.2 0.2	7.0 0.2 0.2 0.2	7.0 0.2 0.2 0.2	7.0 0.2 0.2 0.2	7.0 0.2 0.2 0.2	7.0 0.2 0.2 0.2	7.0 0.2 0.2 0.2	7.0 0.2 0.2 0.2	7.0 0.2 0.2 0.2	7.0 0.2 0.2 0.2	7.0 0.2 0.2 0.2	7.0 0.2 0.2 0.2	7.0 0.2 0.2 0.2	3.86 1.286	13.50 1.500	0.00 6.000	0.00 1.500

Los Angeles Dodgers @ Philadelphia Phillies
Veterans Stadium, Philadelphia, PA
Sat Aug 27 1988, 7:05 PM EDT
Att: 27,324 - Unknown

livebaseballscores.com

AB 35
R 4
H 11
RBI 4
BB 4
SO 4
LOB 19




Batter	1	2	3	4	5	6	7	8	9	AB	R	H	RBI	BB	SO	LOB	BOTTOM			
Phil Bradley, R OBP: 0.340, SLG: 0.371 (1, 7)	5-3		4-3			1B	6-3			4	1	1	0	0	0	0				
Milt Thompson, L OBP: 0.354, SLG: 0.355 (1, 8)	1-3			4-3		1B SF9 1B		K		4	1	1	0	0	1	0				
Juan Samuel, R OBP: 0.298, SLG: 0.381 (1, 4)	6-3			G3		L8		K		4	0	0	0	0	1	2				
Ricky Jordan, R OBP: 0.346, SLG: 0.530 Steve Bedrosian, R (9, 1)		L8		1B		1B 2H		F8		4	0	2	1	0	0	0				
Ron Jones, L OBP: 0.375, SLG: 0.714 (1, 9)	K			F5		1B		3-1		4	0	1	0	0	1	1				
Darren Daulton, L OBP: 0.288, SLG: 0.271 (1, 2)		2B			L8	SF9		K		3	0	1	1	0	1	0				
Shane Turner, L OBP: 0.200, SLG: 0.130 (1, 5)	F8				4-3 BB	K		G3		3	0	0	0	1	1	3				
Steve Jeltz, S OBP: 0.328, SLG: 0.265 (1, 6)			6-3		4-3		4-3			3	0	0	0	0	0	1				
Don Carman, L OBP: 0.059, SLG: 0.059 Greg Gross, L OBP: 0.286, SLG: 0.200 Kent Tekulve, R (8, 1)			1-3				4-3			2	0	0	0	0	0	1	AB 32			
Bruce Ruffin, S OBP: 0.194, SLG: 0.121 Lance Parrish, R OBP: 0.301, SLG: 0.389 (9, 3)										1	0	0	0	0	0	0	R 2			
																	H 6			
																	RBI 2			
																	BB 1			
																	SO 5			
																	LOB 8			
Inning Stats	R: 0 E: 0 K: 0 S: 5	H: 0 LOB: 0 BB: 0 P: 8	R: 0 E: 0 K: 1 S: 9	H: 1 LOB: 0 BB: 0 P: 14	R: 0 E: 0 K: 0 S: 9	H: 0 LOB: 0 BB: 0 P: 12	R: 0 E: 0 K: 0 S: 10	H: 1 LOB: 1 BB: 0 P: 16	R: 0 E: 0 K: 1 S: 14	H: 4 LOB: 2 BB: 0 P: 20	R: 0 E: 0 K: 2 S: 8	H: 0 LOB: 0 BB: 0 P: 12	R: 0 E: 0 K: 1 S: 7	H: 0 LOB: 0 BB: 0 P: 11	R: 0 E: 0 K: 1 S: 13	H: 0 LOB: 0 BB: 0 P: 11	1B: 5 2B: 1 3B: 0 HR: 0	SF: 1 SAC: 0 DP: 0 HBP: 0	WP: 0 PB: 0 SB: 0 CS: 0	PA: 34
PITCHER	IP WLS BF H R ER SO	IP WLS BF H R ER SO	IP WLS BF H R ER SO	IP WLS BF H R ER SO	IP WLS BF H R ER SO	IP WLS BF H R ER SO	IP WLS BF H R ER SO	IP WLS BF H R ER SO	IP WLS BF H R ER SO	IP WLS BF H R ER SO	IP WLS BF H R ER SO	IP WLS BF H R ER SO	IP WLS BF H R ER SO	IP WLS BF H R ER SO	IP WLS BF H R ER SO	IP WLS BF H R ER SO	WP HR S P	ERA WHIP	ERA WHIP	
Tim Leary, R ERA: 2.44 Alejandro Pena, R ERA: 2.18 Jay Howell, R ERA: 2.43	5.1 1.2 2.0	5.1 1.2 2.0	5.1 1.2 2.0	5.1 1.2 2.0	5.1 1.2 2.0	5.1 1.2 2.0	5.1 1.2 2.0	5.1 1.2 2.0	5.1 1.2 2.0	5.1 1.2 2.0	5.1 1.2 2.0	5.1 1.2 2.0	5.1 1.2 2.0	5.1 1.2 2.0	5.1 1.2 2.0	5.1 1.2 2.0	3.38 1.125	0.00 0.600	0.00 0.000	0.00 0.000

Los Angeles Dodgers @ Philadelphia Phillies
Veterans Stadium, Philadelphia, PA
Sat Aug 27 1988, 7:05 PM EDT
Att: 27,324 - Unknown

livebaseballscores.com

AB 32
R 2
H 6
RBI 2
BB 1
SO 5
LOB 8



Batter	1	2	3	4	5	6	7	8	9	AB	R	H	RBI	BB	SO	LOB	TOP										
Brett Butler, L OBP: 0.389, SLG: 0.382 (1, 8)	2-2 S 1B		2-2 F7			1-1 CS 1B	0-3 K			4	0	2	0	0	1	1	San Francisco Giants @ Philadelphia Phillies Veterans Stadium, Philadelphia, PA Mon Aug 29 1988, 7:05 PM EDT Att: 16,854 - Unknown										
Robby Thompson, R OBP: 0.334, SLG: 0.397 Ernest Riles, L OBP: 0.297, SLG: 0.357 (7, PH) (7, 4)	1-0 F5		4-2 BB		2-3 K 1-2		2-1 F7			2	0	0	0	1	1	2											
Will Clark, L OBP: 0.385, SLG: 0.519 (1, 3)	1-3 K		0-1 1-3			1-2 F8		0-0 F8		4	0	0	0	0	1	2											
Kevin Mitchell, R OBP: 0.328, SLG: 0.463 (1, 7)	2-3 K			2-0 F8		3-2 G3 1B		2-1 G6-4-3 1B		4	0	2	0	0	1	1											
Candy Maldonado, R OBP: 0.317, SLG: 0.380 (1, 9)		4-0 S BB		1-0 4-3		1-0 G3 1-2		2-2 G6-4-3 1-2		3	0	0	0	1	0	2											
Matt Williams, R OBP: 0.299, SLG: 0.494 (1, 5)		3-3 K 1-2		4-2 1B BB		4-0 BB			1-1 F3	2	0	0	0	2	1	1											
Bob Melvin, R OBP: 0.274, SLG: 0.398 (1, 2)		3-1 L7		0-1 1-2 1B		0-0 L7			0-0 G1	4	0	1	0	0	0	3											
Jose Uribe, S OBP: 0.291, SLG: 0.311 (1, 6)		1-0 6-3		0-1 F3			4-2 BB		1-3 K	3	0	0	0	1	1	3											
Atlee Hammaker, S OBP: 0.192, SLG: 0.125 Mike Aldrete, L OBP: 0.365, SLG: 0.365 Jeff Brantley, R OBP: 1.000, SLG: 1.000 (7, PH) (7, 1)			1-1 6-3		1-3 K		1-2 F8			2	0	0	0	0	1	0											
Inning Stats	R: 0 E: 0 K: 2 S: 11	H: 1 LOB: 1 BB: 0 P: 17	R: 0 E: 0 K: 1 S: 6	H: 0 LOB: 1 BB: 1 P: 17	R: 0 E: 0 K: 0 S: 9	H: 0 LOB: 1 BB: 1 P: 16	R: 0 E: 0 K: 0 S: 10	H: 1 LOB: 2 BB: 1 P: 17	R: 0 E: 0 K: 2 S: 8	H: 1 LOB: 1 BB: 0 P: 12	R: 0 E: 0 K: 1 S: 11	H: 0 LOB: 1 BB: 1 P: 19	R: 0 E: 0 K: 0 S: 8	H: 1 LOB: 0 BB: 0 P: 12	R: 0 E: 0 K: 1 S: 6	H: 0 LOB: 0 BB: 0 P: 8		1B: 5 2B: 1 3B: 0 HR: 0	SF: 0 SAC: 0 DP: 2 HBP: 0	WP: 0 PB: 0 SB: 2 CS: 1	PA: 35						
PITCHER	IP	WLS	BF	H	R	ER	SO	BB	IBB	HBP	BLK	WP	HR	S	P	ERA	WHIP										
Shane Rawley, L ERA: 4.19 Greg Harris, R ERA: 2.37 Steve Bedrosian, R ERA: 3.84	(1, 1) (7, 1) (8, 1)	6.0 1.0 2.0	W 4 S	25 4 6	4 0 1	0 0 0	5 1 1	4 1 0	0 0 0	0 0 0	0 0 0	0 0 0	0 0 0	53 11 14	97 19 20	0.00 0.00 0.00	1.333 1.000 0.500										

Batter	1	2	3	4	5	6	7	8	9	AB	R	H	RBI	BB	SO	LOB	BOTTOM										
Phil Bradley, R OBP: 0.337, SLG: 0.369 (1, 7)	0-0 F3	3-2 4-3			0-0 6-3		1-1 2B			4	0	1	1	0	0	0	San Francisco Giants @ Philadelphia Phillies Veterans Stadium, Philadelphia, PA Mon Aug 29 1988, 7:05 PM EDT Att: 16,854 - Unknown										
Bob Dernier, R OBP: 0.385, SLG: 0.371 Steve Bedrosian, R (8, 1)	2-0 E6 1B S		0-0 F7		1-1 2B 2B	1-0 F8				4	2	1	0	0	0	1											
Chris James, R OBP: 0.287, SLG: 0.396 (1, 9)	2-0 E 1B		0-1 F8		2-2 L8		0-0 6-3			4	0	1	0	0	0	1											
Ricky Jordan, R OBP: 0.348, SLG: 0.535 (1, 3)	1-3 K		0-0 F8		0-1 2B 2B		2-0 F3			4	0	1	1	0	1	2											
Juan Samuel, R OBP: 0.297, SLG: 0.377 (1, 4)	1-2 E7		1-1 4-3		4-0 G1-4-3 1BB		0-3 K			3	0	0	0	1	1	1											
Lance Parrish, R OBP: 0.301, SLG: 0.383 (1, 2)	4-0 1BB		2-1 F9		2-0 G1-4-3 1-2					2	0	0	0	1	0	2											
Steve Jeltz, S OBP: 0.322, SLG: 0.259 (1, 6)	1-1 4-3		0-1 1-3			2-2 4-3				3	0	0	0	0	0	3											
Jackie Gutierrez, R OBP: 0.259, SLG: 0.294 (1, 5)		1-0 4-3		1-2 F3		2-2 G3 2B 1B				3	1	1	0	0	0	0											
Shane Rawley, R OBP: 0.135, SLG: 0.157 Greg Harris, S OBP: 0.333, SLG: 0.556 Ron Jones, L OBP: 0.231, SLG: 0.417 Milt Thompson, L OBP: 0.355, SLG: 0.357 (8, 8)		0-3 K		1-1 F4		2-1 G3				2	0	0	0	0	0	0											
Inning Stats	R: 1 E: 2 K: 1 S: 12	H: 1 LOB: 3 BB: 1 P: 23	R: 0 E: 0 K: 1 S: 9	H: 0 LOB: 0 BB: 0 P: 13	R: 0 E: 0 K: 0 S: 4	H: 0 LOB: 0 BB: 0 P: 4	R: 0 E: 0 K: 0 S: 6	H: 0 LOB: 0 BB: 0 P: 9	R: 0 E: 0 K: 0 S: 8	H: 2 LOB: 1 BB: 1 P: 17	R: 1 E: 0 K: 0 S: 12	H: 2 LOB: 1 BB: 0 P: 20	R: 0 E: 0 K: 1 S: 5	H: 0 LOB: 0 BB: 0 P: 7	1B: 2 2B: 3 3B: 0 HR: 0	SF: 0 SAC: 0 DP: 1 HBP: 0		WP: 0 PB: 0 SB: 1 CS: 0	PA: 32								
PITCHER	IP	WLS	BF	H	R	ER	SO	BB	IBB	HBP	BLK	WP	HR	S	P	ERA	WHIP										
Atlee Hammaker, L ERA: 4.01 Jeff Brantley, R ERA: 3.6	(1, 1) (7, 1)	6.0 8	L	24 8	3 2	1 1	2 1	0 1	0 0	0 0	0 0	0 0	0 0	17 17	27	4.50 1.50	1.000 0.500										

Batter	1	2	3	4	5	6	7	8	9	AB	R	H	RBI	BB	SO	LOB	TOP					
Brett Butler, L OBP: 0.392, SLG: 0.386 (1, 8)										3	2	2	0	2	0	0	San Francisco Giants @ Philadelphia Phillies Veterans Stadium, Philadelphia, PA Tue Aug 30 1988, 7:05 PM EDT Att: 24,730 - Unknown - 68 F					
Ernest Riles, L OBP: 0.299, SLG: 0.358 (1, 6)										5	1	2	1	0	0	2						
Will Clark, L OBP: 0.384, SLG: 0.517 (1, 3)										4	0	1	1	0	1	4						
Kevin Mitchell, R OBP: 0.327, SLG: 0.461 (1, 7)										4	0	1	1	0	0	1						
Mike Aldrete, L OBP: 0.364, SLG: 0.363 (1, 9)										4	1	1	0	0	0	2						
Matt Williams, R OBP: 0.297, SLG: 0.505 (1, 5)										4	0	1	0	0	2	2						
Chris Speier, R OBP: 0.333, SLG: 0.378 Scott Garrelts, R OBP: 0.111, SLG: 0.111 (8, 1)										4	0	0	0	0	2	4						
Bob Melvin, R OBP: 0.279, SLG: 0.399 Donell Nixon, R OBP: 0.431, SLG: 0.424 Bob Brenly, R OBP: 0.262, SLG: 0.302 (7, 2)										2	1	1	1	1	1	0						
Don Robinson, R OBP: 0.121, SLG: 0.125 Joel Youngblood, R OBP: 0.333, SLG: 0.310 Craig Lefferts, L (7, 1)										2	0	0	0	0	1	1						
Robby Thompson, R OBP: 0.333, SLG: 0.396 (8, 4)										1	0	0	0	0	0	0						
Inning Stats	R: 1 E: 0 K: 0 S: 12	H: 2 LOB: 0 BB: 0 P: 18	R: 0 E: 0 K: 1 S: 6	H: 0 LOB: 0 BB: 0 P: 9	R: 1 E: 0 K: 1 S: 15	H: 2 LOB: 2 BB: 1 P: 24	R: 0 E: 0 K: 1 S: 9	H: 1 LOB: 1 BB: 0 P: 15	R: 0 E: 0 K: 1 S: 6	H: 0 LOB: 0 BB: 0 P: 6	R: 0 E: 0 K: 0 S: 6	H: 0 LOB: 0 BB: 0 P: 11	R: 1 E: 0 K: 1 S: 9	H: 2 LOB: 1 BB: 0 P: 10	R: 2 E: 1 K: 2 S: 19	H: 2 LOB: 2 BB: 1 P: 27	R: 0 E: 0 K: 0 S: 8	H: 0 LOB: 1 BB: 1 P: 15	1B: 7 2B: 2 3B: 1 HR: 0	SF: 0 SAC: 0 DP: 1 HBP: 0	WP: 0 PB: 1 SB: 0 CS: 0	PA: 38
PITCHER	IP WLS BF H R ER SO BB IBB HBP BLK WP HR S P ERA WHIP																					
David Palmer, R ERA: 4.47 Kent Tekulve, R ERA: 3.65 Bruce Ruffin, L ERA: 4.41 Steve Bedrosian, R ERA: 3.73	(1, 1) (7, 1) (8, 1) (8, 1)	6.0 1.0 0.1 1.2	WLS 4 3 W	BF 24 1 8	H 6 1 1	R 3 0 0	ER 3 0 0 0	SO 4 1 1 1	BB 1 0 0 1	IBB 0 0 0 0	HBP 0 0 0 0	BLK 0 0 0 0	WP 0 0 0 0	HR 0 6 7 15	S 57 6 7 15	P 86 7 15 27	ERA 4.50 0.00 27.00 0.00	WHIP 1.167 1.000 6.000 1.200				

Batter	1	2	3	4	5	6	7	8	9	AB	R	H	RBI	BB	SO	LOB	BOTTOM						
Phil Bradley, R OBP: 0.340, SLG: 0.381 (1, 7)										4	3	3	3	0	0	0	San Francisco Giants @ Philadelphia Phillies Veterans Stadium, Philadelphia, PA Tue Aug 30 1988, 7:05 PM EDT Att: 24,730 - Unknown - 68 F						
Milt Thompson, L OBP: 0.357, SLG: 0.357 (9, 9)										3	1	1	1	1	1	0							
Chris James, R OBP: 0.286, SLG: 0.393 (1, 5)										3	1	0	0	1	0	1							
Ricky Jordan, R OBP: 0.339, SLG: 0.522 (1, 3)										4	0	0	0	0	2	4							
Ron Jones, L OBP: 0.235, SLG: 0.375 Shane Turner, L OBP: 0.200, SLG: 0.130 (9, 6)										4	0	1	2	0	0	1							
Juan Samuel, R OBP: 0.295, SLG: 0.375 (1, 4)										4	0	0	0	0	0	1							
Lance Parrish, R OBP: 0.299, SLG: 0.379 (1, 2)										3	1	0	0	0	0	0							
Steve Jeltz, S OBP: 0.319, SLG: 0.257 Steve Bedrosian, R (8, 1)										3	0	0	0	0	1	1							
David Palmer, R ERA: 2.59 Kent Tekulve, R ERA: 3.29 Bruce Ruffin, S ERA: 4.02 Jackie Collin, R OBP: 0.352, SLG: 0.368 Bob Bernier, R (9, 8)	(1, 1) (7, 1) (8, 1) (8, 6) (8, 8)	6.0 1.1 0.2	WLS L	BF 23 6 4	H 4 1 1	R 4 2 1	ER 1 2 0	SO 3 0 1	BB 0 0 1	IBB 0 0 0	HBP 0 0 0	BLK 0 0 0	WP 0 0 0	HR 1 10 9	S 52 10 18	P 69 19 18		ERA 1.50 13.50 0.00	WHIP 0.667 1.500 3.000				
Inning Stats	R: 1 E: 0 K: 1 S: 12	H: 2 LOB: 1 BB: 0 P: 15	R: 0 E: 0 K: 0 S: 7	H: 0 LOB: 0 BB: 0 P: 10	R: 0 E: 0 K: 1 S: 7	H: 0 LOB: 0 BB: 0 P: 9	R: 0 E: 0 K: 0 S: 5	H: 0 LOB: 0 BB: 0 P: 7	R: 3 E: 1 K: 1 S: 14	H: 2 LOB: 1 BB: 0 P: 19	R: 0 E: 0 K: 0 S: 7	H: 0 LOB: 0 BB: 0 P: 9	R: 0 E: 0 K: 0 S: 5	H: 0 LOB: 0 BB: 0 P: 7	R: 3 E: 1 K: 1 S: 14	H: 2 LOB: 1 BB: 2 P: 30		R: 0 E: 0 K: 0 S: 8	H: 0 LOB: 1 BB: 2 P: 15	1B: 4 2B: 1 3B: 0 HR: 1	SF: 0 SAC: 0 DP: 0 HBP: 0	WP: 1 PB: 0 SB: 0 CS: 0	PA: 33
PITCHER	IP WLS BF H R ER SO BB IBB HBP BLK WP HR S P ERA WHIP																						

Batter	1	2	3	4	5	6	7	8	9	10	11	AB	R	H	RBI	BB	SO	LOB	TOP				
Brett Butler, L OBP: 0.394, SLG: 0.385 (1, 8)	4-0 S 2B BB	1-0 S 1B		2-3 K		2-0 F8			0-0 L9		4-1 S BB	4	1	1	0	2	1	2					
Robby Thompson, R OBP: 0.334, SLG: 0.395 (1, 4)	4-2 S 2B BB	2-0 F7			0-2 6-3		2-3 K		2-1 S 1B		3-1 S SF8	4	1	1	0	1	1	1					
Ernest Riles, L OBP: 0.297, SLG: 0.358 (11, PH)	1-2 S 2B BB	1-2									2-3 3-H	0	0	0	1	0	0	0					
Mike Aldrete, L OBP: 0.364, SLG: 0.360 (1, 3)	2-3 K		4-1 S BB		4-1 S 5-3 BB		0-2 1-3		2-0 L9		0-3 K	3	0	0	0	2	1	3					
Scott Garretts, R OBP: 0.100, SLG: 0.100 (9, 1)											1-2	1	0	0	0	0	1	2					
Kevin Mitchell, R OBP: 0.325, SLG: 0.457 (1, 7)	0-2 F4		1-3 K		0-0 5-3 BB		3-1 F7				0-0 6-3	4	0	0	0	0	1	4					
Donell Nixon, R OBP: 0.424, SLG: 0.417 (7, 7)					1-2							1	0	0	0	0	0	0					
Candy Maldonado, R OBP: 0.318, SLG: 0.361 (1, 9)	0-0 S 2B		3-3 K		1-0 FC6-4 HBP		2-3 K				2-3 K	4	0	1	2	0	3	1					
Matt Williams, R OBP: 0.332, SLG: 0.490 (1, 5)	4-2 S BB		0-1 F4		0-0 FC6-4		1-0 HBP				1-3 K	3	0	0	0	1	1	3					
Bob Brenly, R OBP: 0.265, SLG: 0.297 (1, 2)	2-0 F3		1-3 K		4-1 PB WP BB		0-0 F3				4-0 FC1-6 BB	3	0	0	0	2	1	3					
Jose Uribe, S OBP: 0.290, SLG: 0.308 (1, 6)		1-1 F6		4-0 SH1-4 BB		1-3 K		2-2 F9			1-2 FC1-6 WP BB SF8	4	1	0	0	1	1	3					
Rick Reuschel, R OBP: 0.384, SLG: 0.516 (1, 1)		2-2 F4		1-0 SH1-4		2-1 F7		3-3 K			4-2 SF8 WP BB	2	0	0	0	0	0	1					
Will Clark, L OBP: 0.394, SLG: 0.516 (9, PH)				1-2							1-2	1	0	0	0	1	1	0					
Inning Stats	R: 2 E: 0 K: 1 S: 13	H: 1 LOB: 2 BB: 3 P: 29	R: 0 E: 0 K: 0 S: 8	H: 1 LOB: 1 BB: 0 P: 13	R: 0 E: 0 K: 2 S: 9	H: 0 LOB: 1 BB: 1 P: 17	R: 0 E: 0 K: 2 S: 8	H: 0 LOB: 1 BB: 1 P: 16	R: 0 E: 0 K: 0 S: 6	H: 0 LOB: 2 BB: 1 P: 11	R: 0 E: 0 K: 1 S: 7	H: 0 LOB: 0 BB: 0 P: 14	R: 0 E: 0 K: 1 S: 7	H: 1 LOB: 1 BB: 0 P: 14	R: 0 E: 0 K: 2 S: 10	H: 0 LOB: 0 BB: 0 P: 10	R: 1 E: 0 K: 1 S: 11	H: 0 LOB: 2 BB: 3 P: 27	1B: 2 2B: 1 3B: 0 HR: 0	SF: 1 SAC: 1 DP: 0 HBP: 2	WP: 2 PB: 1 SB: 4 CS: 0	PA: 48	
PITCHER	IP 7.0	WLS 3.0	BF 31	H 1	R 0	ER 0	SO 7	BB 7	IBB 0	HBP 1	BLK 0	WP 0	HR 0	S 21	P 36	ERA 0.00	WHIP 0.333						
Marvin Freeman, R ERA: 6.38 (1, 1)																							
Greg Harris, R ERA: 2.29 (8, 1)																							
Bruce Ruffin, L ERA: 4.47 (11, 1)		0.1	L	4	0	1	1	0	3	0	0	0	1	0	6	19	27.00	9.000					
Kent Tekulve, R ERA: 3.62 (11, 1)		0.2		2	0	0	0	1	0	0	0	0	0	0	5	8	0.00	0.000					

San Francisco Giants @ Philadelphia Phillies
Veterans Stadium, Philadelphia, PA
Wed Aug 31 1988, 7:05 PM EDT
Att: 23,233 - Unknown - 78 F

AB 34
R 3
H 3
RBI 3
BB 10
SO 12
LOB 23



Batter	1	2	3	4	5	6	7	8	9	10	11	AB	R	H	RBI	BB	SO	LOB	BOTTOM			
Phil Bradley, R OBP: 0.338, SLG: 0.386 (1, 7)	1-0 HR		1-1 F8			0-0 6-3		1-0 F8		0-0 6-3		5	1	1	1	0	0	0				
Milt Thompson, L OBP: 0.365, SLG: 0.355 (1, 8)	1-0 F4			0-0 5-3		3-2 G3		1-0 2B 1B		3-2 6-3		5	0	1	0	0	0	0				
Chris James, R OBP: 0.287, SLG: 0.395 (1, 5)	1-3 K			0-0 1B 1B		0-0 4-3		0-0 2B			3-2 F6	5	0	2	0	0	1	0				
Ricky Jordan, R OBP: 0.329, SLG: 0.506 (1, 3)	2-2 F4		1-1 F9		1-2 1-3		0-1 5-3				0-3 K	5	0	0	0	0	1	3				
Ron Jones, L OBP: 0.273, SLG: 0.429 (1, 9)		1-2 G3		0-0 1B		0-0 1B		0-0 WP 1B 2B		1-0 F8		5	1	2	0	0	0	2				
Juan Samuel, R OBP: 0.295, SLG: 0.374 (1, 4)		0-0 CS 1B		0-3 K			2-3 K		0-2 F9			4	0	1	0	0	2	3				
Lance Parrish, R OBP: 0.298, SLG: 0.378 (1, 2)		3-3 K			0-0 6-3		2-1 BB 1B		2-3 K			4	0	1	1	0	2	1				
Steve Jeltz, S OBP: 0.319, SLG: 0.255 (1, 6)			0-0 B4-3		0-1 4-3		0-0 4-3		0-3 K			3	0	0	0	1	1	0				
Marvin Freeman, R OBP: 0.358, SLG: 0.205 (7, PH)				0-1 6-3			1-2 4-3				3-3 K	2	0	0	0	0	0	0				
Greg Harris, R OBP: 0.333, SLG: 0.556 (8, 1)					0-0 1-3							1	0	0	0	0	2	0				
Kevin Mitchell, R OBP: 0.325, SLG: 0.556 (1, PH)												0	0	0	0	0	0	0				
Bruce Ruffin, L OBP: 0.394, SLG: 0.270 (9, PH)												0	0	0	0	0	0	0				
Kent Tekulve, R OBP: 0.394, SLG: 0.270 (11, 1)												0	0	0	0	0	0	0				
Inning Stats	R: 1 E: 0 K: 1 S: 8	H: 1 LOB: 0 BB: 0 P: 13	R: 0 E: 0 K: 1 S: 7	H: 1 LOB: 0 BB: 0 P: 11	R: 0 E: 0 K: 0 S: 5	H: 0 LOB: 0 BB: 0 P: 6	R: 0 E: 0 K: 1 S: 8	H: 2 LOB: 2 BB: 0 P: 9	R: 0 E: 0 K: 0 S: 6	H: 2 LOB: 2 BB: 0 P: 9	R: 1 E: 0 K: 1 S: 12	H: 2 LOB: 2 BB: 1 P: 22	R: 0 E: 0 K: 0 S: 6	H: 0 LOB: 0 BB: 0 P: 12	R: 0 E: 0 K: 1 S: 11	H: 0 LOB: 0 BB: 0 P: 17	R: 0 E: 0 K: 1 S: 8	H: 0 LOB: 0 BB: 0 P: 13	1B: 5 2B: 2 3B: 0 HR: 1	SF: 0 SAC: 0 DP: 0 HBP: 0	WP: 1 PB: 0 SB: 0 CS: 1	PA: 41
PITCHER	IP 8.0	WLS 3.0	BF 32	H 8	R 0	ER 0	SO 4	BB 1	IBB 0	HBP 0	BLK 0	WP 0	HR 1	S 55	P 82	ERA 2.25	WHIP 1.125					
Rick Reuschel, R ERA: 3.06 (1, 1)																						
Scott Garretts, R ERA: 3.87 (9, 1)		3.0	W	9	0	0	0	4	0	0	0	0	0	29	42	0.00	0.000					

San Francisco Giants @ Philadelphia Phillies
Veterans Stadium, Philadelphia, PA
Wed Aug 31 1988, 7:05 PM EDT
Att: 23,233 - Unknown - 78 F

AB 40
R 2
H 8
RBI 2
BB 1
SO 8
LOB 11



Batter	1	2	3	4	5	6	7	8	9	AB	R	H	RBI	BB	SO	LOB	TOP					
Dickie Thon, R OBP: 0.332, SLG: 0.304	1-0 1B 2B	1-2 G3		4-0 BB		1-1 F9		0-1 F3	0-2 5-3	5	1	1	0	1	0	4						
Randy Ready, R OBP: 0.342, SLG: 0.376	3-2 2B 4-3 1B	2-2 6-3		0-0 4-3		0-1 5-3		4-2 1-2 BB		4	1	1	0	1	0	3						
Tony Gwynn, L OBP: 0.376, SLG: 0.432	0-0 4-3 1-3 1B 3-H 2B		3-1 G3-1		0-1 0-5-4-3 1B	1-0 L3		2-2 F7		5	2	2	1	0	0	2						
Carmelo Martinez, R OBP: 0.302, SLG: 0.416	4-3		3-1 FC6-4 1B		4-1 G5-4-3 BB		2-1 E6 BB		2-3 K	4	0	1	1	1	1	1						
Stan Jefferson, S OBP: 0.228, SLG: 0.233	2-3 3-H 1B		2-0 FC6-4 1-2 1B		2-2 G5-4-3 1-2 BB		1-0 F3		1-0 F9	5	0	1	1	0	0	4						
Keith Moreland, R OBP: 0.314, SLG: 0.336	0-0 3-H 1B		1-1 FC6-4 1-2 1B		1-0 1B 3-H 1B		4-0 1-2 BB G4-6-3		0-1 WP S 2B 1B	4	2	2	1	1	0	2						
Benito Santiago, R OBP: 0.295, SLG: 0.367	2-1 F9		2-1 FC6-4 1-2 1B		1-1 1B 3-H 1B		1-1 G4-6-3 BB		3-2 2B 1B	5	1	2	1	0	1	3						
John Kruk, L OBP: 0.376, SLG: 0.390	0-1 5-3		1-3 K		1-1 1B		1-1 G4-6-3 1-2 1B		3-2 1B 2B	5	1	2	1	0	1	3						
Roberto Alomar, S OBP: 0.316, SLG: 0.364		4-2 G3 SH3 BB		0-0 SH1-4 1B		0-1 1-2 3-H 1B		2-1 P4	4-0 1B IBB	3	0	2	1	2	0	0						
Jimmy Jones, R OBP: 0.185, SLG: 0.184		0-0 SH3		3-1 SH1-4		2-2 F9		0-0 BB 1B	1-1 1B	1	0	0	0	0	0	2						
Lance McCullers, S OBP: 0.250, SLG: 0.143										1	0	1	0	0	0	0						
Tim Flannery, L OBP: 0.372, SLG: 0.393										1	0	1	1	0	0	0						
Mark Davis, L OBP: 0.333, SLG: 0.625										0	0	0	0	0	0	0						
Inning Stats	R: 3 E: 0 K: 0 S: 12	H: 4 LOB: 1 BB: 0 P: 19	R: 0 E: 0 K: 0 S: 10	H: 0 LOB: 1 BB: 1 P: 17	R: 0 E: 0 K: 1 S: 7	H: 1 LOB: 1 BB: 0 P: 16	R: 0 E: 0 K: 1 S: 7	H: 1 LOB: 2 BB: 1 P: 15	R: 2 E: 0 K: 0 S: 15	H: 4 LOB: 2 BB: 1 P: 25	R: 0 E: 0 K: 0 S: 5	H: 0 LOB: 0 BB: 0 P: 7	R: 0 E: 1 K: 0 S: 5	H: 0 LOB: 1 BB: 1 P: 13	R: 0 E: 0 K: 0 S: 11	H: 1 LOB: 2 BB: 1 P: 19	R: 2 E: 0 K: 1 S: 17	H: 3 LOB: 2 BB: 1 P: 28	1B: 12 2B: 2 3B: 0 HR: 0	SF: 0 SAC: 2 DP: 2 HBP: 0	WP: 1 PB: 0 CS: 2	PA: 46
PITCHER	IP	WLS	BF	H	R	ER	SO	BB	IBB	HBP	BLK	WP	HR	S	P	ERA	WHIP					
Don Carman, L ERA: 4.56	4.2	L	26	10	5	5	1	3	0	0	0	0	0	47	86	9.64	2.786					
Bill Dawley, R ERA: 16.2	0.1		1	0	0	0	0	0	0	0	0	0	0	4	6	0.00	0.000					
Mike Maddux, R ERA: 4.09	1.0		3	0	0	0	0	0	0	0	0	0	0	5	7	0.00	0.000					
Greg Harris, R ERA: 2.42	2.2		15	4	2	2	1	2	1	0	0	1	0	29	56	6.75	2.250					
Kent Tekulve, R ERA: 3.6	0.1		1	0	0	0	0	0	0	0	0	0	0	4	4	0.00	0.000					
Batter	1	2	3	4	5	6	7	8	9	AB	R	H	RBI	BB	SO	LOB	BOTTOM					
Phil Bradley, R OBP: 0.341, SLG: 0.389	3-2 2B 1B		0-0 1B		0-2 BLK 1B		1-2 F9			4	1	3	0	0	0	0						
Milt Thompson, L OBP: 0.354, SLG: 0.356	1-1 1B		0-0 L7		2-3 K		1-2 G3			4	1	1	0	0	1	2						
Chris James, R OBP: 0.289, SLG: 0.395	1-0 1B		0-1 F7		4-1 FC6-4 BB		0-0 F7			3	0	1	2	1	0	1						
Ricky Jordan, R OBP: 0.333, SLG: 0.506	2-H 3-H 1B		1-2 L9		1-2 HR 1B		0-1 FC6-4		0-0 G6-4-3 1B	4	1	2	0	0	0	3						
Ron Jones, L OBP: 0.308, SLG: 0.560	3-1 F9		0-0 1B		1-H HR		2-2 F9 1B		1-0 F5	4	1	2	2	0	0	1						
Juan Samuel, R OBP: 0.294, SLG: 0.373		3-1 L9		1-0 F8		1-2 1B		1-2 G6-4-3		4	0	1	0	0	0	1						
Lance Parrish, R OBP: 0.295, SLG: 0.374		1-1 L6		0-1 6-3		0-3 K		3-2 5-3		4	0	0	0	0	1	2						
Steve Jeltz, S OBP: 0.317, SLG: 0.253		1-1 1-3		1-1 6-3		2-2 F9		0-3 K		2	0	0	0	0	0	0						
Von Hayes, L OBP: 0.353, SLG: 0.417										1	0	0	0	0	0	2						
Greg Harris, S OBP: 0.333, SLG: 0.556										0	0	0	0	0	0	0						
Kent Tekulve, R OBP: 0.244, SLG: 0.263										1	0	0	0	0	1	0						
Don Carman, L OBP: 0.289, SLG: 0.395			0-1 F7		2-3 K		3-2 4-3		3-2 4-3	1	0	0	0	0	0	0						
Tom Barrett, S OBP: 0.292, SLG: 0.190										0	0	0	0	0	0	0						
Mike Maddux, R OBP: 0.333, SLG: 0.556										0	0	0	0	0	0	0						
Greg Gross, S OBP: 0.333, SLG: 0.556										1	0	0	0	0	0	2						
Jackie Gutierrez, R OBP: 0.255, SLG: 0.285										1	0	0	0	0	0	0						
Inning Stats	R: 2 E: 0 K: 0 S: 12	H: 3 LOB: 0 BB: 0 P: 21	R: 0 E: 0 K: 0 S: 6	H: 0 LOB: 0 BB: 0 P: 11	R: 0 E: 0 K: 0 S: 6	H: 1 LOB: 1 BB: 0 P: 6	R: 2 E: 0 K: 0 S: 9	H: 2 LOB: 0 BB: 0 P: 12	R: 0 E: 0 K: 2 S: 13	H: 1 LOB: 2 BB: 1 P: 21	R: 0 E: 0 K: 1 S: 15	H: 2 LOB: 2 BB: 0 P: 23	R: 0 E: 0 K: 0 S: 8	H: 0 LOB: 0 BB: 0 P: 10	R: 0 E: 0 K: 0 S: 5	H: 1 LOB: 0 BB: 0 P: 7	R: 0 E: 0 K: 1 S: 13	H: 0 LOB: 0 BB: 0 P: 19	1B: 8 2B: 1 3B: 0 HR: 1	SF: 0 SAC: 0 DP: 1 HBP: 0	WP: 0 PB: 0 CS: 0	PA: 36
PITCHER	IP	WLS	BF	H	R	ER	SO	BB	IBB	HBP	BLK	WP	HR	S	P	ERA	WHIP					
Jimmy Jones, R ERA: 3.83	5.0	W	23	8	4	4	2	1	0	0	0	0	0	49	76	0.00	1.800					
Lance McCullers, R ERA: 2.22	3.0		10	2	0	0	1	0	0	0	0	0	0	25	35	0.00	0.667					
Mark Davis, L ERA: 2.02	1.0	S	3	0	0	0	1	0	0	0	0	0	0	13	19	0.00	0.000					

San Diego Padres @ Philadelphia Phillies
Veterans Stadium, Philadelphia, PA

AB 38
R 7
H 14
RBI 7
BB 6
SO 2
LOB 21




San Diego Padres @ Philadelphia Phillies
Veterans Stadium, Philadelphia, PA


AB 35
R 4
H 10
RBI 4
BB 1
SO 4
LOB 14



Fri Sep 02 1988, 7:05 PM EDT
Att: 15,384 - Unknown - 73 F

Fri Sep 02 1988, 7:05 PM EDT
Att: 15,384 - Unknown - 73 F

Batter	1	2	3	4	5	6	7	8	9	AB	R	H	RBI	BB	SO	LOB	TOP										
John Kruk, L OBP: 0.379, SLG: 0.389 (1, 9)	F8		G3			FC3-6 1B BB		SH5-3 BB	1-3 2-H 1B	3	1	1	1	2	0	0	San Diego Padres @ Philadelphia Phillies Veterans Stadium, Philadelphia, PA Sat Sep 03 1988, 7:05 PM EDT Att: 16,315 - Unknown livebaseballscorecards.com										
Roberto Alomar, S OBP: 0.317, SLG: 0.365 (1, 4)	F8			F8		FC3-6 1B		SH5-3	1-2 1B	4	0	2	1	0	0	0											
Tony Gwynn, L OBP: 0.375, SLG: 0.429 (1, 8)	4-3			K		FC3-6 BB 1B			3-H 1B	3	1	0	0	1	1	2											
Carmelo Martinez, R OBP: 0.302, SLG: 0.412 (1, 7)		F7		1-6-3		1B BB		F2		3	0	0	0	1	0	2											
Keith Moreland, R OBP: 0.317, SLG: 0.340 (1, 3)		5-3 1B			1-0 1B	1-3 2-H 1B		F8		4	1	3	2	0	0	2											
Benito Santiago, R OBP: 0.293, SLG: 0.363 (1, 2)		5-3			1-2 1B					4	0	0	0	0	0	2											
Tim Flannery, L OBP: 0.376, SLG: 0.391 (1, 5)				F3			6-3			3	0	1	1	0	0	1											
Garry Templeton, S OBP: 0.263, SLG: 0.324 (1, 6)		CS 1B	K		4-3		G3 HBP			4	1	1	0	0	1	2											
Ed Whitson, R OBP: 0.172, SLG: 0.224 (1, 1)			K			K	F3		1-2 1B 1B	4	1	1	0	0	2	1											
Inning Stats	R: 0 E: 0 K: 0 S: 9	H: 0 LOB: 0 BB: 0 P: 14	R: 1 E: 0 K: 0 S: 12	H: 2 LOB: 0 BB: 0 P: 15	R: 0 E: 0 K: 2 S: 9	H: 0 LOB: 0 BB: 0 P: 14	R: 0 E: 0 K: 1 S: 9	H: 0 LOB: 0 BB: 0 P: 13	R: 0 E: 0 K: 0 S: 6	H: 1 LOB: 1 BB: 0 P: 8	R: 2 E: 0 K: 1 S: 10	H: 2 LOB: 2 BB: 2 P: 21	R: 0 E: 0 K: 0 S: 7	H: 0 LOB: 1 BB: 0 P: 9	R: 0 E: 0 K: 0 S: 8	H: 0 LOB: 2 BB: 2 P: 18		R: 2 E: 0 K: 0 S: 12	H: 4 LOB: 1 BB: 0 P: 16	1B: 9 2B: 0 3B: 0 HR: 0	SF: 0 SAC: 1 DP: 0 HBP: 1	WP: 0 PA: 39 PB: 0 CS: 1 SB: 0					
PITCHER	IP	WLS	BF	H	R	ER	SO	BB	IBB	HBP	BLK	WP	HR	S	P	ERA	WHIP										
Kevin Gross, R ERA: 3.58 (1, 1)	8.0	L	32	5	3	3	4	3	1	1	0	0	0	70	112	3.38	1.000										
Steve Bedrosian, R ERA: 3.96 (9, 1)	1.0		6	4	2	2	0	0	0	0	0	0	0	12	16	18.00	4.000										

Batter	1	2	3	4	5	6	7	8	9	AB	R	H	RBI	BB	SO	LOB	BOTTOM										
Phil Bradley, R OBP: 0.341, SLG: 0.390 (1, 7) (9, 8)	4-3		4-3 2B		5-3			6-3		4	0	1	0	0	0	0	San Diego Padres @ Philadelphia Phillies Veterans Stadium, Philadelphia, PA Sat Sep 03 1988, 7:05 PM EDT Att: 16,315 - Unknown livebaseballscorecards.com										
Milt Thompson, L OBP: 0.353, SLG: 0.355 Steve Bedrosian, R (1, 8) (9, 1)	6-3		4-3			1B		4-3		4	0	1	0	0	0	1											
Chris James, R OBP: 0.289, SLG: 0.394 (1, 5)	F9		K			F9			1-1 FC5-4 1B	4	0	1	0	0	1	2											
Ricky Jordan, R OBP: 0.337, SLG: 0.506 (1, 3)		3B 1B				F4		FC5-4 2B		4	2	2	0	0	0	2											
Ron Jones, L OBP: 0.367, SLG: 0.690 (1, 9)		FC5-2 3B		G6-4-3 1B		K			1-H 2B	4	0	3	2	0	1	1											
Juan Samuel, R OBP: 0.292, SLG: 0.370 (1, 4)		FC5-2 6-3		K		L6			0-3 K	4	0	0	0	0	2	4											
Lance Parrish, R OBP: 0.292, SLG: 0.369 (1, 2)		6-3		G6-4-3		6-3			2-3 K	4	0	0	0	0	1	4											
Steve Jeltz, S OBP: 0.314, SLG: 0.251 (1, 6)		F5				6-3				3	0	0	0	0	0	1											
Kevin Gross, R OBP: 0.217, SLG: 0.197 Greg Gross, L OBP: 0.285, SLG: 0.202 (8, PH) (9, 7)			F8			F7		G3		2	0	0	0	0	0	0											
Inning Stats	R: 0 E: 0 K: 0 S: 7	H: 0 LOB: 0 BB: 0 P: 8	R: 1 E: 0 K: 0 S: 7	H: 2 LOB: 1 BB: 0 P: 10	R: 0 E: 0 K: 1 S: 7	H: 1 LOB: 1 BB: 0 P: 9	R: 0 E: 0 K: 1 S: 10	H: 2 LOB: 0 BB: 0 P: 14	R: 0 E: 0 K: 0 S: 11	H: 0 LOB: 0 BB: 0 P: 15	R: 0 E: 0 K: 1 S: 7	H: 1 LOB: 1 BB: 0 P: 9	R: 0 E: 0 K: 0 S: 6	H: 0 LOB: 0 BB: 0 P: 11	R: 0 E: 0 K: 0 S: 8	H: 0 LOB: 0 BB: 0 P: 12		R: 1 E: 0 K: 2 S: 13	H: 2 LOB: 1 BB: 0 P: 19	1B: 5 2B: 2 3B: 1 HR: 0	SF: 0 SAC: 0 DP: 1 HBP: 0	WP: 0 PA: 34 PB: 0 CS: 0 SB: 0					
PITCHER	IP	WLS	BF	H	R	ER	SO	BB	IBB	HBP	BLK	WP	HR	S	P	ERA	WHIP										
Ed Whitson, R ERA: 3.82 (1, 1)	9.0	W	34	8	2	2	5	0	0	0	0	0	0	76	107	2.00	0.889										

Batter	1	2	3	4	5	6	7	8	9	AB	R	H	RBI	BB	SO	LOB	TOP					
Juan Samuel, R OBP: 0.290, SLG: 0.366	6-3		F8	FC6-4			E3	F8		5	0	0	0	0	0	3	Philadelphia Phillies @ Chicago Cubs Wrigley Field, Chicago, IL Mon Sep 05 1988, 3:33 AM CDT Sunny - 58 F					
Milt Thompson, L OBP: 0.357, SLG: 0.362 Bob Dernier, R OBP: 0.357, SLG: 0.373	WP 1B 1B		1B	1B			G4-6-3	FC4-6 1B		4	2	3	0	0	0	1						
Von Hayes, L OBP: 0.356, SLG: 0.420	1B WP SF9 1B		K				BB 1B	K		5	1	3	1	0	2	2						
Ricky Jordan, R OBP: 0.344, SLG: 0.508	SF9 S 1B		1B				BB 1B	FC4-6		5	0	3	1	0	0	2						
Chris James, R OBP: 0.288, SLG: 0.391	SF9		F4				1B	L3		3	0	0	1	1	0	3						
Ron Jones, L OBP: 0.324, SLG: 0.606	G3						F9			4	0	0	0	0	0	4						
John Russell, R OBP: 0.233, SLG: 0.310 Al Pardo, S		K		L9			E5	K		3	0	0	0	0	1	0						
Steve Jeltz, S OBP: 0.315, SLG: 0.252 Scott Service, R	6-3						F7	BB		3	0	1	0	0	0	1						
Keith Miller, S OBP: 0.262, SLG: 0.263 Bruce Ruffin, S OBP: 0.194, SLG: 0.121			1B	1B						0	0	0	0	0	0	0						
Bob Serna, R Salome Barojas, R Bill Dawley, R Alex Madrid, R Shane Bieber, L Jackie Gutierrez, R	1-3		FC6-4 1B				K	F7		1	0	0	0	0	0	1						
Inning Stats	R: 2 E: 0 K: 0 S: 10	H: 3 LOB: 1 BB: 0 P: 15	R: 0 E: 0 K: 1 S: 10	H: 0 LOB: 0 BB: 0 P: 14	R: 0 E: 0 K: 1 S: 15	H: 2 LOB: 2 BB: 0 P: 22	R: 0 E: 0 K: 0 S: 9	H: 2 LOB: 2 BB: 0 P: 13	R: 1 E: 0 K: 0 S: 8	H: 2 LOB: 0 BB: 0 P: 9	R: 0 E: 1 K: 1 S: 8	H: 0 LOB: 1 BB: 0 P: 10	R: 0 E: 1 K: 0 S: 15	H: 2 LOB: 3 BB: 1 P: 24	R: 0 E: 0 K: 1 S: 9	H: 0 LOB: 1 BB: 1 P: 18	R: 0 E: 0 K: 1 S: 15	H: 1 LOB: 1 BB: 0 P: 19	1B: 11 2B: 1 3B: 0 HR: 0	SF: 1 SAC: 0 DP: 2 HBP: 0	WP: 1 PB: 0 SB: 1 CS: 0	PA: 41
PITCHER	IP WLS BF H R ER SO BB IBB HBP BLK WP HR S P ERA WHIP	7.0 W 33 11 3 3 3 1 0 0 0 0 0 75 107 3.86 1.714	2.0 8 1 0 0 2 1 0 0 0 0 0 24 37 0.00 1.000																			

Batter	1	2	3	4	5	6	7	8	9	AB	R	H	RBI	BB	SO	LOB	BOTTOM					
Doug Dascenzo, S OBP: 0.625, SLG: 0.714	F8			6-3			4-3	G3 23 1B BB		5	1	2	2	1	0	1	Philadelphia Phillies @ Chicago Cubs Wrigley Field, Chicago, IL Mon Sep 05 1988, 3:33 AM CDT Sunny - 58 F					
23 Ryne Sandberg, R OBP: 0.328, SLG: 0.420	F3						F4	G3 1B		5	1	2	1	1	1	0						
Mark Grace, L OBP: 0.364, SLG: 0.394	L8						G3	G3		4	2	1	3	1	0	2						
Rafael Palmeiro, L OBP: 0.351, SLG: 0.427							4-3	BB		3	1	1	0	3	1	1						
Mitch Webster, S OBP: 0.345, SLG: 0.353 Darrin Jackson, R OBP: 0.258, SLG: 0.395							1B	BB		3	1	2	1	1	0	3						
Vance Law, R OBP: 0.356, SLG: 0.404	K						1B	BB		1	1	0	0	0	0	3						
Jody Davis, R OBP: 0.315, SLG: 0.346							5-3	FC5-4 BB		3	1	1	1	2	0	3						
Shawon Dunston, R OBP: 0.268, SLG: 0.358	F4						K	E4 BB 23 1B BB		5	2	1	1	0	1	8						
Rick Sutcliffe, L OBP: 0.206, SLG: 0.270 Drew Hall, L	G3						SF8	L4-3 BB		2	1	0	1	1	0	4						
Inning Stats	R: 0 E: 0 K: 0 S: 6	H: 0 LOB: 0 BB: 0 P: 13	R: 0 E: 0 K: 1 S: 15	H: 2 LOB: 3 BB: 1 P: 21	R: 8 E: 0 K: 0 S: 24	H: 6 LOB: 3 BB: 5 P: 53	R: 0 E: 0 K: 1 S: 12	H: 2 LOB: 1 BB: 0 P: 17	R: 1 E: 0 K: 0 S: 13	H: 1 LOB: 2 BB: 2 P: 26	R: 0 E: 0 K: 0 S: 5	H: 1 LOB: 0 BB: 0 P: 8	R: 0 E: 0 K: 2 S: 7	H: 0 LOB: 0 BB: 0 P: 12	R: 4 E: 2 K: 0 S: 18	H: 1 LOB: 3 BB: 4 P: 45		R: 4 E: 2 K: 0 S: 18	H: 1 LOB: 4 BB: 4 P: 45	1B: 11 2B: 3 3B: 0 HR: 0	SF: 2 SAC: 0 DP: 1 HBP: 1	WP: 1 PB: 0 SB: 1 CS: 0
PITCHER	IP WLS BF H R ER SO BB IBB HBP BLK WP HR S P ERA WHIP	2.0 L 14 5 5 5 1 2 0 0 0 0 0 10 21 54.00 12.000	0.1 5 2 2 2 0 0 0 0 0 0 0 5 11 13.50 3.000	0.2 4 1 1 1 0 1 0 0 0 0 0 5 11 13.50 3.000	2.0 11 3 2 2 1 2 0 0 0 1 0 25 43 9.00 2.500	2.0 6 1 0 0 2 0 0 0 0 0 0 12 20 0.00 0.500																

Batter	1	2	3	4	5	6	7	8	9	AB	R	H	RBI	BB	SO	LOB	TOP										
Phil Bradley, R (1, 7) OBP: 0.343, SLG: 0.395 (7, 9)	3-0 FC6-4 HBP		0-1 S 1B		1-2 6-3		0-2 HR 3B		1-3 K 1B	4	1	2	2	0	1	1	Philadelphia Phillies @ Chicago Cubs Wrigley Field, Chicago, IL Mon Sep 05 1988, 3:38 AM CDT Att: 27,084 - Cloudy - 50 F										
Bob Demier, R (1, 8) OBP: 0.345, SLG: 0.364 Von Hayes, L (7, PH) OBP: 0.357, SLG: 0.419 (7, 7)	0-2 FC6-4 CS		2-3 K		1-3 K		3-2 4-3		4-0 1B IBB	3	0	0	0	0	2	3											
Chris James, R (1, 5) OBP: 0.287, SLG: 0.389	3-1 SAFE F6		0-0 6-3		1-1 L5		0-1 F9		1-1 FC6-4 1B	5	0	1	0	0	0	3											
Ricky Jordan, R (1, 3) OBP: 0.351, SLG: 0.527		1-1 E 1B		3-2 5-3		1-2 1B 1B		0-0 HR	0-2 F9	5	1	3	2	0	0	3											
Ron Jones, L (1, 9) OBP: 0.289, SLG: 0.541 Jackie Gutierrez, R (7, 6) OBP: 0.246, SLG: 0.278	1-0 L7		0-1 4-3		1-0 L7		0-1 4-3		2-1 FC6-4	4	0	0	0	0	0	2											
Juan Samuel, R (1, 4) OBP: 0.291, SLG: 0.367	1-2 SAFE E5		1-2 1B		0-1 1B		3-1 F8			4	0	2	0	0	0	1											
Lance Parrish, R (1, 2) OBP: 0.289, SLG: 0.365	1-0 F2		1-3 K		2-1 F7		1-0 5-3			4	0	0	0	0	1	5											
Steve Jeltz, S (1, 6) OBP: 0.313, SLG: 0.250 Greg Gross, L (7, PH) OBP: 0.290, SLG: 0.209 Greg Harris, S (7, 1) OBP: 0.333, SLG: 0.556 Tom Barrett, S (8, PH) OBP: 0.257, SLG: 0.167 Steve Bedrosian, R (8, 1)	0-0 F6		1-2 E1 SH1-4		1-2 E1 SH1-4		3-2 BB 1B		2-2 L5	2	0	0	0	0	0	2											
Shane Rawley, R (1, 1) OBP: 0.132, SLG: 0.154 Milt Thompson, L (7, PH) OBP: 0.357, SLG: 0.361 (7, 8)		3-3 K		0-0 SH1-4		1-2 BB		4-2 BB	1-3 K	1	0	0	0	1	1	0											
Inning Stats	R: 0 E: 0 K: 0 S: 5	H: 0 LOB: 0 BB: 0 P: 11	R: 0 E: 1 K: 0 S: 9	H: 1 LOB: 2 BB: 0 P: 13	R: 0 E: 0 K: 2 S: 14	H: 1 LOB: 1 BB: 0 P: 19	R: 0 E: 0 K: 1 S: 11	H: 1 LOB: 1 BB: 0 P: 16	R: 0 E: 1 K: 1 S: 10	H: 2 LOB: 2 BB: 0 P: 15	R: 4 E: 0 K: 0 S: 16	H: 3 LOB: 0 BB: 1 P: 26	R: 0 E: 0 K: 0 S: 8	H: 0 LOB: 0 BB: 0 P: 14	R: 0 E: 0 K: 2 S: 14	H: 1 LOB: 3 BB: 1 P: 23		1B: 7 2B: 0 3B: 1 HR: 1	SF: 0 SAC: 1 DP: 0 HBP: 1	WP: 0 PB: 1 SB: 2 CS: 1	PA: 41						
PITCHER	IP	WLS	BF	H	R	ER	SO	BB	IBB	HBP	BLK	WP	HR	S	P	ERA	WHIP										
Mike Harkey, R (1, 1) ERA: 4.26	6.1		29	7	3	3	4	1	0	1	0	0	0	70	108	4.26	1.263										
Scott Sanderson, R (7, 1) ERA: 1.13	1.2	L	6	1	1	1	0	0	0	0	0	0	1	13	19	5.40	0.600										
Rich Gossage, R (9, 1) ERA: 4.34	1.0		6	1	0	0	2	0	1	0	0	0	0	14	23	0.00	1.000										

Batter	1	2	3	4	5	6	7	8	9	AB	R	H	RBI	BB	SO	LOB	BOTTOM										
Doug Dascenzo, S (1, 8) OBP: 0.571, SLG: 0.684	2-1 F8		1-2 E4 23 G6-4-3		1-0 E7 2H 1B		1-0 1B		2-1 1-3	5	0	2	2	0	0	1	Philadelphia Phillies @ Chicago Cubs Wrigley Field, Chicago, IL Mon Sep 05 1988, 3:38 AM CDT Att: 27,084 - Cloudy - 50 F										
23 Ryne Sandberg, R (1, 4) OBP: 0.327, SLG: 0.418	2-2 1B		1-1 E5		1-0 G6-4-3		0-0 F5		1-3 K	5	0	1	0	0	1	4											
Mark Grace, L (1, 3) OBP: 0.369, SLG: 0.398 Rolando Roomes, R (9, PR) OBP: 0.167, SLG: 0.167	0-1 S 1B		0-0 F7		0-0 1B		4-1 BB		3-2 1B	4	0	3	0	1	0	2											
Andre Dawson, R (1, 9) OBP: 0.344, SLG: 0.508	0-0 F7		0-1 1B		0-0 F9		0-0 F9		0-2 L7	5	0	1	0	0	0	5											
Vance Law, R (1, 5) OBP: 0.354, SLG: 0.400	1-2 6-3		1-1 F9		0-0 F8		2-1 F8			4	0	0	0	0	0	5											
Damon Berryhill, S (1, 2) OBP: 0.305, SLG: 0.423		1-0 FC1-5 1B		0-0 1B		0-2 6-3		3-2 F9		4	0	2	0	0	0	2											
Darrin Jackson, R (1, 7) OBP: 0.265, SLG: 0.400 Rafael Palmeiro, L (8, PH) OBP: 0.350, SLG: 0.426 (9, 7)	0-0 FC1-5 2B 1B		2-0 F4		0-1 SH2-4 E 1B				F7	3	2	2	0	0	0	1											
Shawon Dunston, R (1, 6) OBP: 0.268, SLG: 0.358 Mitch Webster, S (8, PH) OBP: 0.344, SLG: 0.352 Angel Salazar, R (9, 6) OBP: 0.268, SLG: 0.325	1-1 F3		0-2 E 1B		0-0 F7		1-0 B1-3			3	0	1	0	0	0	3											
Mike Harkey, R (1, 1) Scott Sanderson, R (7, 1) Gary Varsho, L (8, PH) OBP: 0.304, SLG: 0.333 Rich Gossage, R (9, 1)	0-0 FC1-5 2B E 23		0-0 F2		0-1 SH2-4				1-3	2	1	0	0	0	0	3											
Inning Stats	R: 0 E: 0 K: 0 S: 12	H: 2 LOB: 2 BB: 0 P: 17	R: 2 E: 1 K: 0 S: 12	H: 3 LOB: 2 BB: 0 P: 17	R: 0 E: 0 K: 0 S: 6	H: 2 LOB: 1 BB: 0 P: 9	R: 0 E: 1 K: 0 S: 8	H: 1 LOB: 1 BB: 0 P: 10	R: 0 E: 0 K: 0 S: 6	H: 1 LOB: 1 BB: 0 P: 6	R: 1 E: 1 K: 0 S: 7	H: 2 LOB: 1 BB: 0 P: 8	R: 0 E: 0 K: 0 S: 9	H: 0 LOB: 1 BB: 1 P: 18	R: 0 E: 0 K: 0 S: 3	H: 0 LOB: 0 BB: 0 P: 4		R: 0 E: 0 K: 1 S: 11	H: 1 LOB: 1 BB: 0 P: 17	1B: 11 2B: 1 3B: 0 HR: 0	SF: 0 SAC: 1 DP: 1 HBP: 0	WP: 0 PB: 0 SB: 1 CS: 0	PA: 40				
PITCHER	IP	WLS	BF	H	R	ER	SO	BB	IBB	HBP	BLK	WP	HR	S	P	ERA	WHIP										
Shane Rawley, L (1, 1) ERA: 4.15	6.0	W	29	11	3	2	0	0	0	0	0	0	0	51	67	3.00	1.833										
Greg Harris, R (7, 1) ERA: 2.39	1.0		4	0	0	0	0	1	0	0	0	0	0	9	18	0.00	1.000										
Steve Bedrosian, R (8, 1) ERA: 3.84	2.0	S	7	1	0	0	1	0	0	0	0	0	0	14	21	0.00	0.500										

AB	37
R	4
H	9
RBI	4
BB	2
SO	6
LOB	24



Batter	1	2	3	4	5	6	7	8	9	AB	R	H	RBI	BB	SO	LOB	TOP										
Phil Bradley, R OBP: 0.344, SLG: 0.393 (1, 7)	G1-3		G1-3			G5-3		G3-1		4	0	0	0	0	0	0	Philadelphia Phillies @ St. Louis Cardinals Busch Stadium, St. Louis, MO Thu Sep 08 1988, 7:05 PM CDT Att: 19,211 - Unknown - 78 F										
Bob Demler, R OBP: 0.348, SLG: 0.364 (1, 8)	G5-3					E6				3	0	1	0	0	0	0											
Von Hayes, L OBP: 0.359, SLG: 0.421 (8, PH)						FC5-4				1	0	1	0	0	0	0											
Greg Harris, S OBP: 0.333, SLG: 0.556 (8, 1)						2B				0	0	0	0	0	0	0											
Kent Tekulve, R (8, 1)										0	0	0	0	0	0	0											
Juan Samuel, R OBP: 0.292, SLG: 0.369 (1, 4)						G6-3		F9		3	0	0	0	0	0	3											
Ricky Jordan, R OBP: 0.340, SLG: 0.505 (1, 3)						L7		F9		4	0	0	0	0	1	3											
Chris James, R OBP: 0.284, SLG: 0.384 (1, 5)						P3				4	0	0	0	0	1	1											
Ron Jones, L OBP: 0.304, SLG: 0.600 (1, 9)						F7				4	0	2	0	0	0	0											
Lance Parrish, R OBP: 0.293, SLG: 0.363 (1, 2)										3	0	1	0	1	1	1											
Steve Jeltz, S OBP: 0.308, SLG: 0.245 (1, 6)						G1-3				2	0	0	0	0	0	1											
John Russell, R OBP: 0.219, SLG: 0.290 (7, PH)										1	0	0	0	0	0	2											
Jackie Gutierrez, R OBP: 0.250, SLG: 0.281 (7, 6)										0	0	0	0	0	0	0											
Kevin Gross, R OBP: 0.211, SLG: 0.191 (1, 1)						G6-3				2	0	0	0	0	0	1											
Milt Thompson, L OBP: 0.356, SLG: 0.359 (8, 8)										1	0	0	0	0	0	0											
Inning Stats	R: 0 E: 0 K: 1 S: 11	H: 0 LOB: 1 BB: 0 P: 19	R: 0 E: 0 K: 0 S: 8	H: 0 LOB: 0 BB: 0 P: 15	R: 0 E: 0 K: 0 S: 6	H: 0 LOB: 0 BB: 0 P: 12	R: 0 E: 0 K: 0 S: 12	H: 1 LOB: 1 BB: 0 P: 21	R: 0 E: 0 K: 0 S: 8	H: 0 LOB: 1 BB: 0 P: 16	R: 0 E: 1 K: 0 S: 7	H: 0 LOB: 1 BB: 0 P: 12	R: 0 E: 0 K: 0 S: 7	H: 1 LOB: 1 BB: 1 P: 15	R: 0 E: 0 K: 2 S: 10	H: 1 LOB: 1 BB: 0 P: 12	R: 0 E: 0 K: 2 S: 10	H: 1 LOB: 1 BB: 0 P: 15	1B: 3 2B: 3 3B: 0 HR: 0	SF: 0 SAC: 0 DP: 1 HBP: 1	WP: 2 PB: 0 SB: 0 CS: 0	PA: 34					
PITCHER	IP	WLS	BF	H	R	ER	SO	BB	IBB	HBP	BLK	WP	HR	S	P	ERA	WHIP										
Larry McWilliams, L ERA: 3.08 (1, 1)	6.1	W	25	3	0	0	1	1	0	1	0	2	0	57	106	0.00	0.632										
Ken Dayley, L ERA: 3.33 (7, 1)	0.2		1	0	0	0	0	0	0	0	0	0	0	2	4	0.00	0.000										
Todd Worrell, R ERA: 3.05 (8, 1)	2.0	S	8	2	0	0	2	0	0	0	0	0	0	20	27	0.00	1.000										

Batter	1	2	3	4	5	6	7	8	9	AB	R	H	RBI	BB	SO	LOB	BOTTOM										
Vince Coleman, S OBP: 0.311, SLG: 0.339 (1, 8)			F7				G4-3			2	0	0	0	2	0	1	Philadelphia Phillies @ St. Louis Cardinals Busch Stadium, St. Louis, MO Thu Sep 08 1988, 7:05 PM CDT Att: 19,211 - Unknown - 78 F										
Ozzie Smith, S OBP: 0.342, SLG: 0.325 (1, 6)			B5-3							3	0	2	1	1	0	0											
Pedro Guerrero, R OBP: 0.373, SLG: 0.415 (1, 3)										3	0	1	0	1	2	5											
Mike Laga, L OBP: 0.155, SLG: 0.168 (9, 3)										0	0	0	0	0	0	0											
Denny Walling, L OBP: 0.292, SLG: 0.327 (1, 7)										4	0	1	0	0	0	3											
Tim Jones, L OBP: 0.395, SLG: 0.324 (8, PR)										0	0	0	0	0	0	0											
John Morris, L OBP: 0.250, SLG: 0.250 (9, 7)										0	0	0	0	0	0	0											
Tom Brunansky, R OBP: 0.352, SLG: 0.431 (1, 9)										3	0	0	0	1	1	2											
Terry Pendleton, S OBP: 0.295, SLG: 0.362 (1, 5)										4	0	0	0	0	0	4											
Luis Alica, S OBP: 0.284, SLG: 0.297 (1, 4)										2	0	1	0	1	1	2											
Tony Peña, R OBP: 0.295, SLG: 0.351 (1, 2)										2	1	1	0	0	0	2											
Larry McWilliams, L OBP: 0.176, SLG: 0.156 (1, 1)										2	0	0	0	0	0	2											
Ken Dayley, L (7, 1)										0	0	0	0	0	0	0											
Curt Ford, L OBP: 0.242, SLG: 0.288 (7, PH)										1	0	0	0	0	1	1											
Todd Worrell, R (8, 1)										0	0	0	0	0	0	0											
Inning Stats	R: 0 E: 0 K: 1 S: 9	H: 1 LOB: 2 BB: 1 P: 17	R: 0 E: 0 K: 1 S: 16	H: 1 LOB: 1 BB: 1 P: 22	R: 0 E: 0 K: 0 S: 4	H: 0 LOB: 0 BB: 0 P: 7	R: 0 E: 0 K: 1 S: 9	H: 1 LOB: 0 BB: 0 P: 15	R: 1 E: 0 K: 1 S: 18	H: 2 LOB: 3 BB: 2 P: 30	R: 0 E: 0 K: 0 S: 5	H: 0 LOB: 0 BB: 0 P: 9	R: 0 E: 0 K: 1 S: 8	H: 0 LOB: 1 BB: 1 P: 17	R: 0 E: 0 K: 0 S: 8	H: 1 LOB: 2 BB: 1 P: 18	R: 0 E: 0 K: 0 S: 8	H: 1 LOB: 2 BB: 1 P: 18	1B: 4 2B: 2 3B: 0 HR: 0	SF: 0 SAC: 1 DP: 1 HBP: 0	WP: 0 PB: 0 SB: 0 CS: 2	PA: 34					
PITCHER	IP	WLS	BF	H	R	ER	SO	BB	IBB	HBP	BLK	WP	HR	S	P	ERA	WHIP										
Kevin Gross, R ERA: 3.5 (1, 1)	7.0	L	28	5	1	1	5	5	0	0	0	0	0	69	117	1.29	1.429										
Greg Harris, R ERA: 2.39 (8, 1)	0.1		3	1	0	0	0	1	0	0	0	0	0	6	13	0.00	6.000										
Kent Tekulve, R ERA: 3.52 (8, 1)	0.2		2	0	0	0	0	0	0	0	0	0	0	2	5	0.00	0.000										

AB	32
R	0
H	5
RBI	0
BB	1
SO	3
LOB	12



Batter	1	2	3	4	5	6	7	8	9	AB	R	H	RBI	BB	SO	LOB	TOP				
Phil Bradley, R (1, 7) OBP: 0.345, SLG: 0.393	G5-3		G4-3		G5-3 1B			1B G3 HBP		3	1	1	0	0	0	0					
Milt Thompson, L (1, 8) OBP: 0.355, SLG: 0.358	G6-3		G6-3		G5-3			G3 1B		4	0	1	0	0	0	1					
Juan Samuel, R (1, 4) OBP: 0.292, SLG: 0.368	F8		1B		L9			G3		4	0	1	1	0	0	2					
Ricky Jordan, R (1, 3) OBP: 0.343, SLG: 0.518			F8		L9-3 BB			K		3	1	1	1	1	1	2					
Ron Jones, L (1, 9) OBP: 0.280, SLG: 0.551	F8				L6			G4-3		4	0	0	0	0	0	2					
Lance Parrish, R (1, 2) OBP: 0.295, SLG: 0.361					FC4-6 BB			K		2	0	0	0	2	1	0					
Shane Turner, L (1, 5) OBP: 0.224, SLG: 0.154 Greg Gross, L (9, PH) OBP: 0.288, SLG: 0.207					FC4-6			L3 1B		2	0	1	0	1	0	1					
Steve Jeltz, S (1, 6) OBP: 0.305, SLG: 0.243 Chris James, R (9, PH) OBP: 0.294, SLG: 0.384					F9			L3		3	0	0	0	0	0	4					
Bob Sebra, R (1, 1) Mike Maddux, L (5, 1) OBP: 0.162, SLG: 0.190 Keith Miller, S (7, PH) OBP: 0.250, SLG: 0.250 Bruce Ruffin, S (7, 1) OBP: 0.194, SLG: 0.121 Kent Tekulve, R (8, 1)					F9			L1-3		2	0	0	0	0	0	2					
Inning Stats	R: 0 E: 0 K: 0 S: 7	H: 0 LOB: 0 BB: 0 P: 12	R: 1 E: 0 K: 0 S: 10	H: 1 LOB: 2 BB: 2 P: 21	R: 0 E: 0 K: 0 S: 8	H: 1 LOB: 1 BB: 0 P: 15	R: 0 E: 0 K: 0 S: 7	H: 0 LOB: 1 BB: 1 P: 12	R: 0 E: 0 K: 1 S: 7	H: 0 LOB: 0 BB: 1 P: 15	R: 0 E: 0 K: 0 S: 8	H: 1 LOB: 0 BB: 0 P: 13	R: 1 E: 0 K: 1 S: 10	H: 1 LOB: 1 BB: 0 P: 18	R: 0 E: 0 K: 1 S: 7	H: 0 LOB: 0 BB: 0 P: 10	1B: 4 2B: 2 3B: 0 HR: 1	SF: 0 SAC: 0 DP: 2 HBP: 1	WP: 0 PB: 0 SB: 0 CS: 0	PA: 35	
PITCHER	IP WLS BF H R ER SO BB IBB HBP BLK WP HR S P ERA WHIP	IP WLS BF H R ER SO BB IBB HBP BLK WP HR S P ERA WHIP	IP WLS BF H R ER SO BB IBB HBP BLK WP HR S P ERA WHIP	IP WLS BF H R ER SO BB IBB HBP BLK WP HR S P ERA WHIP	IP WLS BF H R ER SO BB IBB HBP BLK WP HR S P ERA WHIP	IP WLS BF H R ER SO BB IBB HBP BLK WP HR S P ERA WHIP	IP WLS BF H R ER SO BB IBB HBP BLK WP HR S P ERA WHIP	IP WLS BF H R ER SO BB IBB HBP BLK WP HR S P ERA WHIP	IP WLS BF H R ER SO BB IBB HBP BLK WP HR S P ERA WHIP	IP WLS BF H R ER SO BB IBB HBP BLK WP HR S P ERA WHIP	IP WLS BF H R ER SO BB IBB HBP BLK WP HR S P ERA WHIP	IP WLS BF H R ER SO BB IBB HBP BLK WP HR S P ERA WHIP	IP WLS BF H R ER SO BB IBB HBP BLK WP HR S P ERA WHIP	IP WLS BF H R ER SO BB IBB HBP BLK WP HR S P ERA WHIP	IP WLS BF H R ER SO BB IBB HBP BLK WP HR S P ERA WHIP	IP WLS BF H R ER SO BB IBB HBP BLK WP HR S P ERA WHIP	IP WLS BF H R ER SO BB IBB HBP BLK WP HR S P ERA WHIP	IP WLS BF H R ER SO BB IBB HBP BLK WP HR S P ERA WHIP	IP WLS BF H R ER SO BB IBB HBP BLK WP HR S P ERA WHIP	IP WLS BF H R ER SO BB IBB HBP BLK WP HR S P ERA WHIP	IP WLS BF H R ER SO BB IBB HBP BLK WP HR S P ERA WHIP

Philadelphia Phillies @ Pittsburgh Pirates
Three Rivers Stadium, Pittsburgh, PA
Fri Sep 09 1988, 7:05 PM EDT
Att: 15,446 - Unknown - 65 F

AB 30
R 2
H 5
RBI 2
BB 4
SO 3
LOB 14



Batter	1	2	3	4	5	6	7	8	9	AB	R	H	RBI	BB	SO	LOB	BOTTOM				
Barry Bonds, L (1, 7) OBP: 0.366, SLG: 0.506	SF8 SF9 BB	SF8		K		FC4-6 1B		FC1-5 FC4-6		3	1	1	1	1	1	4					
Jose Lind, R (1, 4) OBP: 0.291, SLG: 0.307	E6 SF9	F8			2B SF8 1B	E1 FC4-6		FC4-6 BB		5	1	1	1	0	0	5					
Andy Van Slyke, L (1, 8) OBP: 0.346, SLG: 0.523	SF9				2B	FC4-6		BB		3	0	1	1	1	0	2					
Glenn Wilson, R (1, 9) OBP: 0.280, SLG: 0.314	G5-3				SF8	F9		K		4	0	0	1	0	2	6					
Sid Bream, L (1, 3) OBP: 0.328, SLG: 0.406	G1-3				L9			G4-3		3	0	0	0	1	0	1					
Ken Oberkfell, L (1, 5) OBP: 0.325, SLG: 0.370					F2	K		G1-3		4	1	1	0	0	1	2					
Michael LaValliere, L (1, 2) OBP: 0.359, SLG: 0.536					G5-3	G4-3		K		4	1	1	0	0	1	2					
Felix Fermin, R (1, 6) OBP: 0.411, SLG: 0.375					1B			FC1-5 BB 1B		3	1	3	0	1	0	0					
Mike Dunne, R (1, 1) OBP: 0.178, SLG: 0.125 Jim Gott, R (8, 1) Bobby Bonilla, S (8, 5) OBP: 0.361, SLG: 0.463					1B			FC4-6 FC1-5 BB 1B		2	0	1	1	0	1	1					
Inning Stats	R: 1 E: 1 K: 0 S: 9	H: 0 LOB: 1 BB: 1 P: 20	R: 2 E: 0 K: 0 S: 18	H: 2 LOB: 1 BB: 1 P: 31	R: 0 E: 0 K: 1 S: 7	H: 0 LOB: 0 BB: 0 P: 8	R: 0 E: 0 K: 1 S: 10	H: 2 LOB: 2 BB: 0 P: 13	R: 1 E: 1 K: 1 S: 10	H: 2 LOB: 2 BB: 1 P: 22	R: 1 E: 1 K: 1 S: 12	H: 2 LOB: 0 BB: 0 P: 17	R: 0 E: 0 K: 1 S: 6	H: 0 LOB: 0 BB: 0 P: 7	R: 0 E: 0 K: 1 S: 11	H: 1 LOB: 3 BB: 2 P: 19	1B: 8 2B: 1 3B: 0 HR: 0	SF: 4 SAC: 0 DP: 0 HBP: 0	WP: 0 PB: 0 SB: 0 CS: 0	PA: 40	
PITCHER	IP WLS BF H R ER SO BB IBB HBP BLK WP HR S P ERA WHIP	IP WLS BF H R ER SO BB IBB HBP BLK WP HR S P ERA WHIP	IP WLS BF H R ER SO BB IBB HBP BLK WP HR S P ERA WHIP	IP WLS BF H R ER SO BB IBB HBP BLK WP HR S P ERA WHIP	IP WLS BF H R ER SO BB IBB HBP BLK WP HR S P ERA WHIP	IP WLS BF H R ER SO BB IBB HBP BLK WP HR S P ERA WHIP	IP WLS BF H R ER SO BB IBB HBP BLK WP HR S P ERA WHIP	IP WLS BF H R ER SO BB IBB HBP BLK WP HR S P ERA WHIP	IP WLS BF H R ER SO BB IBB HBP BLK WP HR S P ERA WHIP	IP WLS BF H R ER SO BB IBB HBP BLK WP HR S P ERA WHIP	IP WLS BF H R ER SO BB IBB HBP BLK WP HR S P ERA WHIP	IP WLS BF H R ER SO BB IBB HBP BLK WP HR S P ERA WHIP	IP WLS BF H R ER SO BB IBB HBP BLK WP HR S P ERA WHIP	IP WLS BF H R ER SO BB IBB HBP BLK WP HR S P ERA WHIP	IP WLS BF H R ER SO BB IBB HBP BLK WP HR S P ERA WHIP	IP WLS BF H R ER SO BB IBB HBP BLK WP HR S P ERA WHIP	IP WLS BF H R ER SO BB IBB HBP BLK WP HR S P ERA WHIP	IP WLS BF H R ER SO BB IBB HBP BLK WP HR S P ERA WHIP	IP WLS BF H R ER SO BB IBB HBP BLK WP HR S P ERA WHIP	IP WLS BF H R ER SO BB IBB HBP BLK WP HR S P ERA WHIP	IP WLS BF H R ER SO BB IBB HBP BLK WP HR S P ERA WHIP

Philadelphia Phillies @ Pittsburgh Pirates
Three Rivers Stadium, Pittsburgh, PA
Fri Sep 09 1988, 7:05 PM EDT
Att: 15,446 - Unknown - 65 F

AB 31
R 5
H 9
RBI 5
BB 5
SO 6
LOB 23



Batter	1	2	3	4	5	6	7	8	9	AB	R	H	RBI	BB	SO	LOB	TOP		
Phil Bradley, R (1,7) OBP: 0.345, SLG: 0.392	5-3		1B			K		P8		4	0	1	0	0	1	0	Philadelphia Phillies @ Pittsburgh Pirates Three Rivers Stadium, Pittsburgh, PA Sat Sep 10 1988, 7:05 PM EDT Att: 27,804 - Unknown livebaseballscores.com		
Bob Demier, R (1,8) OBP: 0.338, SLG: 0.353	5-3		1-3			F9		F3		4	0	0	0	0	0	1			
Ron Jones, L (1,9) OBP: 0.296, SLG: 0.604	P4			HR		FC5-4 1B		K		4	1	2	1	0	1	0			
Ricky Jordan, R (1,3)		4-3		F9		FC5-4 1-2		1B		4	0	1	0	0	0	1			
Juan Samuel, R (1,4) OBP: 0.293, SLG: 0.369	BLK 1B			P4			F8			4	0	2	0	0	0	0			
Lance Parrish, R (1,2) OBP: 0.292, SLG: 0.358	F7 1-2			F9			L6			4	0	0	0	0	0	3			
Chris James, R (1,5) OBP: 0.282, SLG: 0.381	F7				P4		K			3	0	0	0	0	1	1			
Steve Jeltz, S (1,6) OBP: 0.304, SLG: 0.241					F9			P6		2	0	0	0	0	0	0			
Tom Barrett, S (8, PH) OBP: 0.275, SLG: 0.176			6-3							1	0	0	0	0	0	0			
Greg Harris, S (8, 1) OBP: 0.333, SLG: 0.556								K		0	0	0	0	0	0	0			
Shane Rawley, R (1,1) OBP: 0.127, SLG: 0.148										2	0	0	0	0	0	0			
John Russell, R (8, PH) OBP: 0.212, SLG: 0.281			6-3							1	0	0	0	0	1	0			
Jackie Gutierrez, R (8, 6) OBP: 0.250, SLG: 0.281										0	0	0	0	0	0	0			
Inning Stats	R: 0 E: 0 K: 0 S: 3	H: 0 LOB: 0 BB: 0 P: 3	R: 0 E: 0 K: 0 S: 4	H: 1 LOB: 1 BB: 0 P: 4	R: 0 E: 0 K: 0 S: 4	H: 1 LOB: 1 BB: 0 P: 4	R: 1 E: 0 K: 0 S: 4	H: 1 LOB: 0 BB: 0 P: 4	R: 0 E: 0 K: 1 S: 5	H: 0 LOB: 1 BB: 0 P: 6	R: 0 E: 0 K: 1 S: 5	H: 0 LOB: 0 BB: 0 P: 5	R: 0 E: 0 K: 1 S: 5	H: 0 LOB: 0 BB: 0 P: 5	R: 0 E: 0 K: 1 S: 7	H: 2 LOB: 2 BB: 0 P: 7	1B: 5 2B: 0 3B: 0 HR: 1	SF: 0 SAC: 0 DP: 0 HBP: 0	WP: 0 PA: 33 PB: 0 SB: 0 CS: 0
PITCHER Dave LaPoint, L (1,1) ERA: 2.98	IP: 9.0 WLS: W BF: 33 H: 6 R: 1 ER: 1 SO: 4 BB: 0 IBB: 0 HBP: 0 BLK: 1 WP: 0 HR: 1 S: 41 P: 41 ERA: 1.00 WHIP: 0.667																		

Batter	1	2	3	4	5	6	7	8	9	AB	R	H	RBI	BB	SO	LOB	BOTTOM		
Barry Bonds, L (1,7) OBP: 0.368, SLG: 0.508	F7							P6		4	0	2	1	1	0	2	Philadelphia Phillies @ Pittsburgh Pirates Three Rivers Stadium, Pittsburgh, PA Sat Sep 10 1988, 7:05 PM EDT Att: 27,804 - Unknown livebaseballscores.com		
Jose Lind, R (1,4) OBP: 0.291, SLG: 0.306	S 1B				F9		F9			4	0	1	0	0	0	4			
Andy Van Slyke, L (1,8) OBP: 0.343, SLG: 0.519	P5 1-2			6-3		F9		B3-4		4	0	0	0	0	0	3			
Bobby Bonilla, S (1,5) OBP: 0.362, SLG: 0.464	5-3					P8		E BB 2B		3	1	1	0	1	0	1			
Gary Redus, R (1,9) OBP: 0.338, SLG: 0.392								E6 BB S FC3-2		2	1	0	0	2	1	2			
Ken Oberkfell, L (1,3) OBP: 0.329, SLG: 0.370										3	1	1	0	0	1	1			
Sid Bream, L (8, 3) OBP: 0.328, SLG: 0.405								K		1	0	0	0	0	1	2			
Tom Prince, R (1,2) OBP: 0.254, SLG: 0.236										2	1	0	1	1	0	1			
Benny Distefano, L (8, PH) OBP: 0.288, SLG: 0.373										0	1	0	0	1	0	0			
Michael LaValliere, L (9, 2) OBP: 0.358, SLG: 0.336										0	0	0	0	0	0	0			
Felix Fermin, R (1,6) OBP: 0.407, SLG: 0.373										3	0	1	0	0	0	2			
R.J. Reynolds, S (8, PH) OBP: 0.288, SLG: 0.373										0	0	0	1	1	0	0			
Rafael Belliard, R (9, 6) OBP: 0.286, SLG: 0.244										0	0	0	0	0	0	0			
Dave LaPoint, L (1,1) OBP: 0.083, SLG: 0.083										4	0	1	0	0	0	4			
Inning Stats	R: 0 E: 0 K: 0 S: 4	H: 1 LOB: 1 BB: 0 P: 4	R: 3 E: 1 K: 0 S: 6	H: 3 LOB: 1 BB: 1 P: 10	R: 0 E: 0 K: 1 S: 4	H: 0 LOB: 1 BB: 1 P: 8	R: 0 E: 0 K: 0 S: 3	H: 0 LOB: 0 BB: 0 P: 3	R: 0 E: 0 K: 0 S: 3	H: 1 LOB: 1 BB: 1 P: 7	R: 0 E: 0 K: 1 S: 5	H: 0 LOB: 2 BB: 2 P: 13	R: 0 E: 0 K: 1 S: 4	H: 1 LOB: 1 BB: 0 P: 4	R: 2 E: 2 K: 1 S: 7	H: 1 LOB: 2 BB: 2 P: 15	1B: 5 2B: 3 3B: 0 HR: 0	SF: 0 SAC: 0 DP: 2 HBP: 0	WP: 0 PA: 37 PB: 0 SB: 3 CS: 1
PITCHER Shane Rawley, L (1,1) ERA: 4.04	IP: 7.0 WLS: L BF: 30 H: 6 R: 3 ER: 3 SO: 3 BB: 5 IBB: 3 HBP: 0 BLK: 0 WP: 0 HR: 0 S: 29 P: 49 ERA: 1.29 WHIP: 1.571																		
Greg Harris, R (8, 1) ERA: 2.36	IP: 1.0 WLS: 7 BF: 1 H: 2 R: 0 ER: 0 SO: 1 BB: 1 IBB: 1 HBP: 0 BLK: 0 WP: 0 HR: 0 S: 7 P: 15 ERA: 0.00 WHIP: 2.000																		

Batter	1	2	3	4	5	6	7	8	9	AB	R	H	RBI	BB	SO	LOB	TOP								
Phil Bradley, R (1, 7) Steve Bedrosian, R (8, 1)	F9		4-3 1B 2B		4-2 SF9 BB	FC5-4 CS		6-3		4	2	1	0	1	0	1									
Bob Demier, R (1, 8) OBP: 0.333, SLG: 0.348	F8		4-3		E5 1B	CS	F8		CS S 1B	5	1	1	0	0	0	2									
Ron Jones, L (1, 9) OBP: 0.288, SLG: 0.579		1-0 1B	4-3		SF9		G3		K	4	0	1	1	0	1	2									
Ricky Jordan, R (1, 3) OBP: 0.347, SLG: 0.512	F7		4-3 1B		1B 1B		K		K CS	4	1	2	1	1	1	1									
Chris James, R (1, 5) OBP: 0.283, SLG: 0.384			F8 1B		1B 1B			SH1-3 1-3 2B	5-3	5	1	2	1	0	1	3									
John Russell, R (1, 2) Steve Jeltz, S (8, PH) OBP: 0.250, SLG: 0.314 OBP: 0.304, SLG: 0.241		0-0 2B 1B		F9	0-2 1-2 1B			SH1-3		3	0	2	1	0	0	0									
Jackie Gutierrez, R (1, 6) Greg Gross, L (8, PH) OBP: 0.254, SLG: 0.300 OBP: 0.293, SLG: 0.207		2-2 1-3 2B		F7	L4			1-3 HR BB		3	0	1	0	0	0	2	AB 34 R 7 H 11 RBI 7 BB 3 SO 5 LOB 16								
Tom Barrett, S (1, 4) Milt Thompson, L (8, PH) Lance Parrish, R (8, 2) OBP: 0.279, SLG: 0.167 OBP: 0.354, SLG: 0.357 OBP: 0.292, SLG: 0.358		0-2 L4		F8		FC5-4 SH3-4 HBP		1-3		2	0	0	0	0	0	2									
Marvin Freeman, R (1, 1) Kent Tekulve, R (7, 1) Juan Samuel, R (8, PH) OBP: 0.111, SLG: 0.111 OBP: 0.294, SLG: 0.376		0-3 K			K	SH3-4		2-H HR		2	0	0	0	0	2	2									
Inning Stats	R: 0 E: 0 K: 0 S: 6	H: 1 LOB: 1 BB: 0 P: 9	R: 0 E: 0 K: 2 S: 15	H: 2 LOB: 2 BB: 0 P: 17	R: 1 E: 0 K: 0 S: 13	H: 2 LOB: 1 BB: 0 P: 17	R: 0 E: 0 K: 0 S: 6	H: 0 LOB: 0 BB: 0 P: 9	R: 3 E: 1 K: 1 S: 21	H: 3 LOB: 2 BB: 1 P: 30	R: 0 E: 0 K: 0 S: 8	H: 0 LOB: 0 BB: 0 P: 15	R: 0 E: 0 K: 1 S: 10	H: 0 LOB: 0 BB: 0 P: 12	R: 3 E: 0 K: 0 S: 14	H: 2 LOB: 2 BB: 1 P: 23	R: 0 E: 0 K: 1 S: 6	H: 1 LOB: 1 BB: 1 P: 13	1B: 7 2B: 3 3B: 0 HR: 1	SF: 1 SAC: 2 DP: 0 HBP: 1	WP: 0 PB: 0 SB: 1 CS: 3	PA: 42			
PITCHER	IP WLS BF H R ER SO BB IBB HBP BLK WP HR S P ERA WHIP	IP WLS BF H R ER SO BB IBB HBP BLK WP HR S P ERA WHIP	IP WLS BF H R ER SO BB IBB HBP BLK WP HR S P ERA WHIP	IP WLS BF H R ER SO BB IBB HBP BLK WP HR S P ERA WHIP	IP WLS BF H R ER SO BB IBB HBP BLK WP HR S P ERA WHIP	IP WLS BF H R ER SO BB IBB HBP BLK WP HR S P ERA WHIP	IP WLS BF H R ER SO BB IBB HBP BLK WP HR S P ERA WHIP	IP WLS BF H R ER SO BB IBB HBP BLK WP HR S P ERA WHIP	IP WLS BF H R ER SO BB IBB HBP BLK WP HR S P ERA WHIP	IP WLS BF H R ER SO BB IBB HBP BLK WP HR S P ERA WHIP	IP WLS BF H R ER SO BB IBB HBP BLK WP HR S P ERA WHIP	IP WLS BF H R ER SO BB IBB HBP BLK WP HR S P ERA WHIP	IP WLS BF H R ER SO BB IBB HBP BLK WP HR S P ERA WHIP	IP WLS BF H R ER SO BB IBB HBP BLK WP HR S P ERA WHIP	IP WLS BF H R ER SO BB IBB HBP BLK WP HR S P ERA WHIP	IP WLS BF H R ER SO BB IBB HBP BLK WP HR S P ERA WHIP	IP WLS BF H R ER SO BB IBB HBP BLK WP HR S P ERA WHIP	IP WLS BF H R ER SO BB IBB HBP BLK WP HR S P ERA WHIP	IP WLS BF H R ER SO BB IBB HBP BLK WP HR S P ERA WHIP	IP WLS BF H R ER SO BB IBB HBP BLK WP HR S P ERA WHIP	IP WLS BF H R ER SO BB IBB HBP BLK WP HR S P ERA WHIP	IP WLS BF H R ER SO BB IBB HBP BLK WP HR S P ERA WHIP	IP WLS BF H R ER SO BB IBB HBP BLK WP HR S P ERA WHIP	IP WLS BF H R ER SO BB IBB HBP BLK WP HR S P ERA WHIP	IP WLS BF H R ER SO BB IBB HBP BLK WP HR S P ERA WHIP

Philadelphia Phillies @ Pittsburgh Pirates
Three Rivers Stadium, Pittsburgh, PA
Sun Sep 11 1988, 3:33 AM EDT
Att: 18,132 - Sunny

AB	34
R	7
H	11
RBI	7
BB	3
SO	5
LOB	16



Batter	1	2	3	4	5	6	7	8	9	AB	R	H	RBI	BB	SO	LOB	BOTTOM								
Barry Bonds, L (1, 7) OBP: 0.372, SLG: 0.509	F9		1B PB 1B		BB 1B BB		G3 BB BB	1B		3	0	2	0	2	0	0									
Jose Lind, R (1, 4) OBP: 0.293, SLG: 0.309	6-3		1-3 1B		1-2 2-H 1B		K	1B		5	0	3	1	0	1	2									
Andy Van Slyke, L (1, 8) OBP: 0.342, SLG: 0.515	K		F9		F6		G3 BB	K		4	0	0	0	1	2	6									
Bobby Bonilla, S (1, 5) OBP: 0.360, SLG: 0.461		F5		5-3	4-0 1-2 2-3 BB		G3	4-3		4	0	0	1	1	0	2									
Sid Bream, L (1, 3) OBP: 0.330, SLG: 0.415		1-0 CS 2B		2-1 2B	F7		4-3	2B		5	0	3	0	0	0	5									
Gary Redus, R (1, 9) OBP: 0.339, SLG: 0.388		4-1 S BB		K		6-3		K		3	0	0	0	2	2	1									
Michael LaValliere, L (1, 2) OBP: 0.356, SLG: 0.331	6-3		F7		F7		F7	HR BB	F8	4	1	0	0	1	0	4									
Felix Fermin, R (1, 6) John Cangelosi, S (5, PH) Al Pedrique, R (8, 6) Scott Medvin, R (8, 1) Orestes Destrade, S (8, PH) Morris Madden, L (8, 1) R.J. Reynolds, S (8, PH) OBP: 0.240, SLG: 0.300 OBP: 0.237, SLG: 0.298 OBP: 0.237, SLG: 0.222 OBP: 0.229, SLG: 0.313 OBP: 0.287, SLG: 0.372			K		F7		6-3	HR	4-3	1	0	0	0	0	1	0									
John Smiley, L (1, 1) Benny Disefano, L (5, PH) Randy Kramer, R (6, 1) Ken Oberkfell, L (7, PH) OBP: 0.123, SLG: 0.074 OBP: 0.500, SLG: 0.333 OBP: 0.330, SLG: 0.371			4-3		1B 1B		BB BB G3 1B	F7		1	0	0	0	0	0	0									
Inning Stats	R: 0 E: 0 K: 1 S: 7	H: 0 LOB: 0 BB: 0 P: 12	R: 0 E: 0 K: 0 S: 5	H: 1 LOB: 1 BB: 1 P: 13	R: 0 E: 0 K: 1 S: 9	H: 2 LOB: 2 BB: 0 P: 15	R: 0 E: 0 K: 1 S: 13	H: 1 LOB: 1 BB: 0 P: 18	R: 1 E: 0 K: 0 S: 9	H: 2 LOB: 3 BB: 2 P: 21	R: 0 E: 0 K: 0 S: 6	H: 0 LOB: 0 BB: 0 P: 9	R: 1 E: 0 K: 1 S: 10	H: 1 LOB: 2 BB: 2 P: 23	R: 2 E: 0 K: 2 S: 17	H: 3 LOB: 2 BB: 1 P: 25	R: 0 E: 0 K: 0 S: 12	H: 1 LOB: 2 BB: 1 P: 20	1B: 7 2B: 3 3B: 0 HR: 1	SF: 0 SAC: 0 DP: 0 HBP: 0	WP: 0 PB: 1 SB: 1 CS: 1	PA: 44			
PITCHER	IP WLS BF H R ER SO BB IBB HBP BLK WP HR S P ERA WHIP	IP WLS BF H R ER SO BB IBB HBP BLK WP HR S P ERA WHIP	IP WLS BF H R ER SO BB IBB HBP BLK WP HR S P ERA WHIP	IP WLS BF H R ER SO BB IBB HBP BLK WP HR S P ERA WHIP	IP WLS BF H R ER SO BB IBB HBP BLK WP HR S P ERA WHIP	IP WLS BF H R ER SO BB IBB HBP BLK WP HR S P ERA WHIP	IP WLS BF H R ER SO BB IBB HBP BLK WP HR S P ERA WHIP	IP WLS BF H R ER SO BB IBB HBP BLK WP HR S P ERA WHIP	IP WLS BF H R ER SO BB IBB HBP BLK WP HR S P ERA WHIP	IP WLS BF H R ER SO BB IBB HBP BLK WP HR S P ERA WHIP	IP WLS BF H R ER SO BB IBB HBP BLK WP HR S P ERA WHIP	IP WLS BF H R ER SO BB IBB HBP BLK WP HR S P ERA WHIP	IP WLS BF H R ER SO BB IBB HBP BLK WP HR S P ERA WHIP	IP WLS BF H R ER SO BB IBB HBP BLK WP HR S P ERA WHIP	IP WLS BF H R ER SO BB IBB HBP BLK WP HR S P ERA WHIP	IP WLS BF H R ER SO BB IBB HBP BLK WP HR S P ERA WHIP	IP WLS BF H R ER SO BB IBB HBP BLK WP HR S P ERA WHIP	IP WLS BF H R ER SO BB IBB HBP BLK WP HR S P ERA WHIP	IP WLS BF H R ER SO BB IBB HBP BLK WP HR S P ERA WHIP	IP WLS BF H R ER SO BB IBB HBP BLK WP HR S P ERA WHIP	IP WLS BF H R ER SO BB IBB HBP BLK WP HR S P ERA WHIP	IP WLS BF H R ER SO BB IBB HBP BLK WP HR S P ERA WHIP	IP WLS BF H R ER SO BB IBB HBP BLK WP HR S P ERA WHIP	IP WLS BF H R ER SO BB IBB HBP BLK WP HR S P ERA WHIP	IP WLS BF H R ER SO BB IBB HBP BLK WP HR S P ERA WHIP


Philadelphia Phillies @ Pittsburgh Pirates
Three Rivers Stadium, Pittsburgh, PA
Sun Sep 11 1988, 3:33 AM EDT
Att: 18,132 - Sunny

AB	37
R	4
H	11
RBI	4
BB	7
SO	6
LOB	22




Batter	1	2	3	4	5	6	7	8	9	AB	R	H	RBI	BB	SO	LOB	TOP				
Mitch Webster, S (1, 8) OBP: 0.337, SLG: 0.341	F8		L7			F9		F8		4	0	0	0	0	0	1	Chicago Cubs @ Philadelphia Phillies Veterans Stadium, Philadelphia, PA Mon Sep 12 1988, 7:05 PM EDT Att: 13,433 - Unknown				
23 Ryne Sandberg, R (1, 4) OBP: 0.333, SLG: 0.436	2B			HR		1B		6-3		4	1	3	1	0	0	0					
Mark Grace, L (1, 3) OBP: 0.359, SLG: 0.395	K			4-3		L3		4-3		4	0	0	0	0	1	1					
Andre Dawson, R (1, 9) OBP: 0.340, SLG: 0.500		K		F4			F7		1B	4	0	1	0	0	1	0					
Vance Law, R (1, 5) OBP: 0.346, SLG: 0.388	F6			F9			F8		G3	4	0	0	0	0	0	1					
Rafael Palmeiro, L (1, 7) OBP: 0.351, SLG: 0.429						F8		K		3	0	1	0	0	1	0					
Jody Davis, R (1, 2) OBP: 0.311, SLG: 0.342						L4				3	0	0	0	0	1	1					
Shawon Dunston, R (1, 6) OBP: 0.264, SLG: 0.355			L7					B5-3		3	0	0	0	0	1	0					
Jamie Moyer, L (1, 1) OBP: 0.119, SLG: 0.089										2	0	0	0	0	1	0					
Mike Capel, R (7, 1) Gary Varsho, L (8, PH) Scott Sanderson, R (8, 1) OBP: 0.314, SLG: 0.340			F7			K		1B		0	0	0	0	0	0	0					
Inning Stats	R: 0 E: 0 K: 1 S: 7	H: 1 LOB: 0 BB: 0 P: 12	R: 0 E: 0 K: 1 S: 13	H: 1 LOB: 1 BB: 0 P: 21	R: 0 E: 0 K: 0 S: 6	H: 0 LOB: 0 BB: 0 P: 12	R: 1 E: 0 K: 0 S: 9	H: 1 LOB: 0 BB: 0 P: 12	R: 0 E: 0 K: 1 S: 8	H: 1 LOB: 1 BB: 0 P: 12	R: 0 E: 0 K: 1 S: 8	H: 0 LOB: 0 BB: 0 P: 13	R: 0 E: 0 K: 1 S: 10	H: 1 LOB: 1 BB: 0 P: 11	R: 0 E: 0 K: 0 S: 8	H: 1 LOB: 1 BB: 0 P: 10	1B: 4 2B: 1 3B: 0 HR: 1	SF: 0 SAC: 0 DP: 0 HBP: 0	WP: 0 PB: 0 SB: 1 CS: 0	PA: 32	
PITCHER	IP	WLS	BF	H	R	ER	SO	BB	IBB	HBP	BLK	WP	HR	S	P	ERA	WHIP				
Don Carman, L (1, 1) ERA: 4.42	7.0	W	24	4	1	1	5	0	0	0	0	0	1	60	92	1.29	0.571				
Kent Tekulve, R (8, 1) ERA: 3.35	2.0	S	8	2	0	0	1	0	0	0	0	0	0	18	21	0.00	1.000				

AB 32
R 1
H 6
RBI 1
BB 0
SO 6
LOB 4



Batter	1	2	3	4	5	6	7	8	9	AB	R	H	RBI	BB	SO	LOB	BOTTOM				
Phil Bradley, R (1, 7) OBP: 0.343, SLG: 0.390	6-3		G5-3				F4			4	0	0	0	0	1	2	Chicago Cubs @ Philadelphia Phillies Veterans Stadium, Philadelphia, PA Mon Sep 12 1988, 7:05 PM EDT Att: 13,433 - Unknown				
Bob Dernier, R (1, 8) OBP: 0.338, SLG: 0.352	5-3		2B			F7		1B		4	2	2	1	0	0	0					
Ron Jones, L (1, 9) OBP: 0.317, SLG: 0.607	1B		1B			F7		1B		4	0	3	3	0	0	0					
Ricky Jordan, R (1, 3) OBP: 0.346, SLG: 0.507	FC6-4		F8			6-3		F8		4	0	1	0	0	0	2					
Juan Samuel, R (1, 4) OBP: 0.297, SLG: 0.379	FC6-4									3	1	2	0	0	0	2					
Chris James, R (1, 5) OBP: 0.281, SLG: 0.380			F4			1-3		L8		4	0	0	0	0	0	3					
Lance Parrish, R (1, 2) OBP: 0.292, SLG: 0.356		L8						6-3		2	0	0	1	1	0	0					
Jackie Gutierrez, R (1, 6) OBP: 0.258, SLG: 0.302			4-3							3	0	1	0	0	0	2					
Steve Jeltz, S (7, PR) OBP: 0.303, SLG: 0.241										1	1	0	0	0	0	0					
Don Carman, L (1, 1) ERA: 3.44	6.2	L	30	4	4	4	3	1	0	0	0	0	0	1	0	0					
Keith Miller, S (7, PH) ERA: 4.61	0.1									0	0	0	0	0	0	0					
Kent Tekulve, R (8, 1) ERA: 4.09	1.0									0	0	0	0	0	0	0					
Inning Stats	R: 0 E: 0 K: 0 S: 13	H: 2 LOB: 2 BB: 0 P: 19	R: 0 E: 0 K: 0 S: 5	H: 0 LOB: 0 BB: 0 P: 10	R: 1 E: 0 K: 1 S: 10	H: 2 LOB: 1 BB: 0 P: 16	R: 0 E: 0 K: 0 S: 3	H: 0 LOB: 1 BB: 1 P: 13	R: 0 E: 0 K: 2 S: 12	H: 0 LOB: 0 BB: 0 P: 16	R: 0 E: 0 K: 0 S: 8	H: 1 LOB: 1 BB: 0 P: 13	R: 3 E: 0 K: 0 S: 16	H: 4 LOB: 1 BB: 0 P: 25	R: 1 E: 0 K: 0 S: 6	H: 1 LOB: 0 BB: 0 P: 9	1B: 8 2B: 3 3B: 0 HR: 0	SF: 1 SAC: 0 DP: 1 HBP: 1	WP: 0 PB: 0 SB: 2 CS: 0	PA: 35	
PITCHER	IP	WLS	BF	H	R	ER	SO	BB	IBB	HBP	BLK	WP	HR	S	P	ERA	WHIP				
Jamie Moyer, L (1, 1) ERA: 3.44	6.2	L	30	4	4	4	3	1	0	0	0	0	0	1	0	0	1.500				
Mike Capel, R (7, 1) ERA: 4.61	0.1													1	1	0.00	0.000				
Scott Sanderson, R (8, 1) ERA: 4.09	1.0													6	9	9.00	1.000				

AB 32
R 5
H 10
RBI 5
BB 1
SO 3
LOB 11



Batter	1	2	3	4	5	6	7	8	9	AB	R	H	RBI	BB	SO	LOB	TOP										
Doug Dasenczo, S OBP: 0.400, SLG: 0.417	4-1 23 1B 6-3 BB	0-0 G3		2-0 23 1B 1B		0-2 1-3		1-1 G4-6-3 1-2*		4	2	1	0	1	0	3											
23 Ryne Sandberg, R OBP: 0.335, SLG: 0.436	2-1 F8 1-3 1B		4-2 F8 2B BB	2-2 1B			0-1 6-3	1-2 E6 2B		4	1	2	1	1	0	0											
Mark Grace, L OBP: 0.360, SLG: 0.396	3-2 6-3		4-1 2B 1-2 G3 BB	0-0 F8			2-0 F7	0-0 1-3 2B		4	1	1	1	1	0	2											
Andre Dawson, R OBP: 0.341, SLG: 0.506 Mike Bielecki, R (8, 1)	0-0 F8 2-3		1-0 F8 2-3		2-2 HR		1-1 BB HR 2B	0-1 L7		5	2	2	1	0	0	5											
Rafael Palmeiro, L OBP: 0.351, SLG: 0.429	1-0 F9		0-0 G3 1-3 3-H 2B	1-2 4-3			4-1 BB HR BB	1-0 4-3		4	1	1	1	1	0	1											
Vance Law, R OBP: 0.349, SLG: 0.391		2-0 1B WP 1B		3-2 F9			4-2 HR BB	2-1 2B		4	1	2	1	1	0	1											
Damon Berryhill, S OBP: 0.313, SLG: 0.430 Jody Davis, R OBP: 0.310, SLG: 0.340		2-2 1B	1-2 F8	2-1 F8			2-1 HR	2-2 F9		4	1	2	4	0	0	1											
Shawon Dunston, R OBP: 0.261, SLG: 0.352		2-3 K		1-0 F8			1-0 4-3	3-2 F9		5	0	0	0	0	1	3											
Greg Maddux, R OBP: 0.207, SLG: 0.241 Gary Varsho, L OBP: 0.327, SLG: 0.353 Darrin Jackson, R OBP: 0.265, SLG: 0.400		0-3 K		0-0 6-3			0-0 G3	3-2 G4-6-3 1B		3	0	0	0	0	1	2											
Inning Stats	R: 1 E: 0 K: 0 S: 8	H: 1 LOB: 1 BB: 1 P: 18	R: 0 E: 0 K: 2 S: 15	H: 2 LOB: 2 BB: 0 P: 21	R: 2 E: 0 K: 0 S: 13	H: 1 LOB: 1 BB: 2 P: 26	R: 1 E: 0 K: 0 S: 9	H: 2 LOB: 1 BB: 0 P: 14	R: 1 E: 0 K: 0 S: 14	H: 1 LOB: 0 BB: 0 P: 22	R: 0 E: 0 K: 0 S: 5	H: 0 LOB: 0 BB: 0 P: 6	R: 4 E: 0 K: 0 S: 21	H: 2 LOB: 0 BB: 2 P: 36	R: 0 E: 1 K: 0 S: 13	H: 2 LOB: 2 BB: 0 P: 18	R: 0 E: 0 K: 0 S: 11	H: 1 LOB: 1 BB: 0 P: 19	1B: 6 2B: 4 3B: 0 HR: 2	SF: 0 SAC: 0 DP: 1 HBP: 0	WP: 1 PB: 0 SB: 2 CS: 0	PA: 44					
PITCHER	IP	WLS	BF	H	R	ER	SO	BB	IBB	HBP	BLK	WP	HR	S	P	ERA	WHIP										
Kevin Gross, R ERA: 3.61	3.2	L	20	6	4	4	2	3	0	0	0	1	0	44	78	9.82	2.455										
Bill Dawley, R ERA: 13.5	1.1		5	1	1	1	0	0	0	0	0	0	1	15	23	6.75	0.750										
Salome Barojas, R ERA: 16.62	2.0		10	2	4	4	0	2	0	0	0	0	1	26	42	18.00	2.000										
Scott Service, R ERA: 6.0	1.0		5	2	0	0	0	0	0	0	0	0	0	13	18	0.00	2.000										
Alex Madrid, R ERA: 6.0	1.0		4	1	0	0	0	0	0	0	0	0	0	11	19	0.00	1.000										

Chicago Cubs @ Philadelphia Phillies
Veterans Stadium, Philadelphia, PA
Tue Sep 13 1988, 7:05 PM EDT
Att: 13,301 - Unknown

AB	39
R	9
H	12
RBI	9
BB	5
SO	2
LOB	19



Batter	1	2	3	4	5	6	7	8	9	AB	R	H	RBI	BB	SO	LOB	BOTTOM										
Phil Bradley, R OBP: 0.345, SLG: 0.398	1-0 PB 4-3 1B		3-2 1-2 1B		1-1 HR			0-1 F8		4	1	3	1	0	0	0											
Ron Jones, L OBP: 0.295, SLG: 0.569	0-0 4-3 1-2		2-0 F5		1-3 K			0-0 F8		4	0	0	0	0	1	3											
Ricky Jordan, R OBP: 0.344, SLG: 0.502	0-3 K		0-0 6-3			0-2 L4		3-2 1B		4	0	1	0	0	1	3											
Von Hayes, L OBP: 0.358, SLG: 0.418	2-0 F8 2-3		3-2 3-1		1-1 FC5-4 1B			1-0 F3		4	0	1	0	0	0	2											
Juan Samuel, R OBP: 0.297, SLG: 0.378		1-1 F4		1-2 6-3			1-0 F8		0-0 1B 1B	4	0	1	0	0	0	1											
Chris James, R OBP: 0.279, SLG: 0.377		1-0 4-3		3-2 F9			0-2 FC5-4 1-2*		0-1 F9	4	0	0	0	0	0	2											
Lance Parrish, R OBP: 0.292, SLG: 0.363 Scott Service, R (8, 1)		1-3 K			1-1 HR			1-0 1B		3	1	1	1	0	1	0											
Alex Madrid, R (9, 1)								1-2 1B		0	0	0	0	0	0	0											
Greg Maddux, L OBP: 0.299, SLG: 0.214								1-2 1B		1	0	1	0	0	0	0											
Steve Jeltz, S OBP: 0.301, SLG: 0.239 Keith Miller, S OBP: 0.255, SLG: 0.256			2-3 K		1-3 K			2-2 F8		2	0	0	0	0	2	0											
Kevin Gross, R OBP: 0.229, SLG: 0.203 Bill Dawley, R (5, PH) Tom Barrett, S OBP: 0.192, SLG: 0.192 Salome Barojas, R (8, 1) Shane Turner, L OBP: 0.229, SLG: 0.148 Al Pardo, S (8, 2)			1-1 1B		0-1 4-3			2-3 K		1	0	1	0	0	0	0											
Inning Stats	R: 0 E: 0 K: 1 S: 6	H: 1 LOB: 0 BB: 0 P: 9	R: 0 E: 0 K: 1 S: 6	H: 0 LOB: 0 BB: 0 P: 9	R: 0 E: 0 K: 1 S: 10	H: 2 LOB: 0 BB: 0 P: 18	R: 0 E: 0 K: 0 S: 10	H: 0 LOB: 0 BB: 0 P: 17	R: 2 E: 0 K: 2 S: 12	H: 2 LOB: 0 BB: 0 P: 16	R: 0 E: 0 K: 0 S: 9	H: 1 LOB: 1 BB: 0 P: 11	R: 0 E: 0 K: 1 S: 10	H: 0 LOB: 0 BB: 0 P: 17	R: 0 E: 0 K: 0 S: 9	H: 1 LOB: 1 BB: 0 P: 13	R: 0 E: 0 K: 1 S: 10	H: 2 LOB: 2 BB: 0 P: 14	1B: 7 2B: 0 3B: 0 HR: 2	SF: 0 SAC: 0 DP: 0 HBP: 0	WP: 0 PB: 1 SB: 0 CS: 0	PA: 36					
PITCHER	IP	WLS	BF	H	R	ER	SO	BB	IBB	HBP	BLK	WP	HR	S	P	ERA	WHIP										
Greg Maddux, R ERA: 3.29	7.0	W	27	6	2	2	6	0	0	0	0	0	0	63	97	2.57	0.857										
Mike Bielecki, R ERA: 3.29	2.0		9	3	0	0	1	0	0	0	0	0	0	19	27	0.00	1.500										

Chicago Cubs @ Philadelphia Phillies
Veterans Stadium, Philadelphia, PA
Tue Sep 13 1988, 7:05 PM EDT
Att: 13,301 - Unknown

AB	36
R	2
H	9
RBI	2
BB	0
SO	7
LOB	15




Batter	1	2	3	4	5	6	7	8	9	AB	R	H	RBI	BB	SO	LOB	TOP					
Vince Coleman, S (1, 8) OBP: 0.310, SLG: 0.335	4-1 L8 S BB		0-0 P8		3-2 2B 1B	0-1 G1-3		4-1 S BB	3 1 1 0 2 0 1								St. Louis Cardinals @ Philadelphia Phillies Veterans Stadium, Philadelphia, PA Wed Sep 14 1988, 7:05 PM EDT Att: 13,829 - Unknown livebaseballscorecards.com					
Ozzie Smith, S (1, 6) OBP: 0.354, SLG: 0.343 Luis Alicea, S (5, 4) OBP: 0.279, SLG: 0.292	4-0 S BB		4-2 BLK BB		1-0 S SF8 2B		2-0 L7	1-1 P4	1 1 1 1 2 0 0 2 0 0 0 0 0 1													
Pedro Guerrero, R (1, 3) OBP: 0.367, SLG: 0.403	1-2 P6		0-0 F8		2-1 SF8		4-2 1B BB	0-0 G6-3	3 0 0 1 1 0 4													
Denny Walling, L (1, 5) OBP: 0.288, SLG: 0.323 Rod Booker, L (7, 5) OBP: 0.296, SLG: 0.429	0-2 L8		1-2 G4-3		1-1 BB 1B		1-2 G4-6-3 1B		4 0 2 0 0 0 3 0 0 0 0 0 0 0													
Tom Brunansky, R (1, 9) OBP: 0.346, SLG: 0.416	4-0 BB			1-0 P6	4-1 BB		2-2 G4-6-3		2 0 0 0 2 0 2													
José Oquendo, S (1, 4) OBP: 0.392, SLG: 0.372 Ken Hill, R (5, 1) John Morris, L (8, PH) Steve Peters, L (8, 1)	0-0 G4-3			0-0 1B	0-3 K			0-0 P5	3 0 1 0 0 1 5 0 0 0 0 0 0 0 1 0 0 0 0 0 0 0 0 0 0 0 0 0													
Curt Ford, L (1, 7) OBP: 0.246, SLG: 0.281		1-1 G3		0-0 P6		2-3 K		1-1 G3-1	4 0 0 0 0 1 1													
Tony Peña, R (1, 2) OBP: 0.296, SLG: 0.349		3-3 K		2-3 K		1-2 1B		0-0 G5-3	4 0 1 0 0 2 1													
Greg Mathews, R (1, 1) OBP: 0.227, SLG: 0.190 John Costello, R (3, 1) Tim Jones, L (5, PH) Steve Peters, L (5, 6)		2-0 L9			1-3 K	1-3 K		0-0 G1-3	1 0 0 0 0 0 0 0 0 0 0 0 0 0 3 0 0 0 0 2 1													
Inning Stats	R: 0 E: 0 K: 0 S: 8	H: 0 LOB: 3 BB: 3 P: 21	R: 0 E: 0 K: 1 S: 6	H: 0 LOB: 0 BB: 0 P: 12	R: 0 E: 0 K: 0 S: 9	H: 0 LOB: 1 BB: 1 P: 14	R: 0 E: 0 K: 1 S: 8	H: 1 LOB: 1 BB: 0 P: 11	R: 2 E: 0 K: 2 S: 16	H: 3 LOB: 2 BB: 1 P: 28	R: 0 E: 0 K: 2 S: 11	H: 1 LOB: 1 BB: 0 P: 15	R: 0 E: 0 K: 0 S: 9	H: 1 LOB: 1 BB: 1 P: 18	R: 0 E: 0 K: 0 S: 4	H: 0 LOB: 0 BB: 0 P: 5		R: 0 E: 0 K: 0 S: 5	H: 0 LOB: 1 BB: 1 P: 10	1B: 5 2B: 1 3B: 0 HR: 0	SF: 1 SAC: 0 DP: 1 HBP: 0	WP: 0 PB: 0 SB: 5 CS: 0
PITCHER	IP WLS BF H R ER SO BB IBB HBP BLK WP HR S P ERA WHIP	5.0 W 24 4 2 2 4 5 0 0 0 1 0 0 47 86 3.60 1.800	3.0 L 11 2 0 0 2 1 0 0 0 0 0 0 24 38 0.00 1.000	1.0 L 4 0 0 0 0 1 0 0 0 0 0 0 5 10 0.00 1.000	PITCHER										IP WLS BF H R ER SO BB IBB HBP BLK WP HR S P ERA WHIP							

Batter	1	2	3	4	5	6	7	8	9	AB	R	H	RBI	BB	SO	LOB	BOTTOM			
Phil Bradley, R (1, 7) OBP: 0.346, SLG: 0.404	1-0 HR		2-3 K	0-3 K		2-3 K		0-1 1B	5 1 2 1 0 3 0								St. Louis Cardinals @ Philadelphia Phillies Veterans Stadium, Philadelphia, PA Wed Sep 14 1988, 7:05 PM EDT Att: 13,829 - Unknown livebaseballscorecards.com			
Bob Demier, R (1, 9) OBP: 0.346, SLG: 0.356	2-0 G5-4-3 1B		4-1 1B S 2B BB	0-1 P3		0-0 F7		2-1 1B	4 1 2 0 1 0 0											
Juan Samuel, R (1, 8) OBP: 0.298, SLG: 0.380	0-1 F8		1-2 2B HBP 1B	0-0 1B 2B		1-1 G6-3		1-2 P3	5 2 2 0 0 0 3											
Ricky Jordan, R (1, 3) OBP: 0.345, SLG: 0.505	1-0 G5-4-3		0-1 HBP 1B 2B	0-1 HR 1B			0-1 P6	0-0 P4	5 2 2 2 0 0 3											
Lance Parrish, R (1, 2) OBP: 0.299, SLG: 0.379 John Russell, R (7, PR) OBP: 0.250, SLG: 0.314		2-0 1B	4-0 HBP 1B IBB	1-0 HR		3-2 E8 1B 2B			3 2 3 2 1 0 0 0 1 0 0 0 0 0											
Chris James, R (1, 5) OBP: 0.283, SLG: 0.379		0-1 1B	1-0 F7 1B HBP	0-2 L8		0-1 1B			3 0 2 2 0 0 0											
Jackie Gutierrez, R (1, 6) OBP: 0.297, SLG: 0.299		0-3 K	0-1 1B		2-2 F9		3-0 F9		4 0 1 2 0 1 4											
Tom Barrett, S (1, 4) OBP: 0.250, SLG: 0.146		1-2 P3	1-2 F7		1-0 G3		1-0 G4-3		4 0 0 0 0 0 6											
Bob Sebra, R (1, 1) Shane Turner, L (5, PH) Greg Harris, S (6, 1) Keith Miller, S (8, PH) Salome Barojas, R (9, 1)		1-2 G3	0-0 G1-3		3-1 L8			3-3 K	2 0 0 0 0 0 4 1 0 0 0 0 0 0 0 0 0 0 0 0 0 1 0 0 0 0 1 0 0 0 0 0 0 0 0											
Inning Stats	R: 1 E: 0 K: 0 S: 5	H: 2 LOB: 0 BB: 0 P: 9	R: 0 E: 0 K: 1 S: 12	H: 2 LOB: 2 BB: 0 P: 16	R: 4 E: 0 K: 1 S: 17	H: 3 LOB: 2 BB: 2 P: 30	R: 3 E: 0 K: 1 S: 15	H: 3 LOB: 0 BB: 0 P: 16	R: 0 E: 0 K: 0 S: 6	H: 0 LOB: 0 BB: 0 P: 12	R: 0 E: 0 K: 1 S: 6	H: 0 LOB: 0 BB: 0 P: 9	R: 1 E: 1 K: 0 S: 11	H: 2 LOB: 2 BB: 0 P: 17	R: 0 E: 0 K: 1 S: 13	H: 2 LOB: 2 BB: 0 P: 19		1B: 9 2B: 3 3B: 0 HR: 2	SF: 0 SAC: 0 DP: 1 HBP: 1	WP: 0 PB: 0 SB: 1 CS: 0
PITCHER	IP WLS BF H R ER SO BB IBB HBP BLK WP HR S P ERA WHIP	2.1 L 15 6 5 5 2 1 0 0 0 0 0 1 27 47 19.29 3.000	1.2 L 9 4 3 3 1 0 0 0 0 0 0 1 22 24 16.20 2.400	3.0 L 11 2 1 0 1 0 0 0 0 0 0 0 23 38 0.00 0.667	1.0 L 5 2 0 0 1 0 0 0 0 0 0 0 13 19 0.00 2.000	PITCHER										IP WLS BF H R ER SO BB IBB HBP BLK WP HR S P ERA WHIP				

Batter	1	2	3	4	5	6	7	8	9	AB	R	H	RBI	BB	SO	LOB	TOP					
Barry Bonds, L OBP: 0.371, SLG: 0.499 (1, 7)	F9		BB 1B	BLK BB			BB		5-3	2	1	0	0	3	0	0	Pittsburgh Pirates @ Philadelphia Phillies Veterans Stadium, Philadelphia, PA Fri Sep 16 1988, 7:05 PM EDT Att: 17,446 - Unknown - 66 F					
Jose Lind, R OBP: 0.300, SLG: 0.317 (1, 4)	K2-3		BB 1B	K			F7		BB 2B	4	2	1	0	1	2	2						
Andy Van Slyke, L OBP: 0.346, SLG: 0.512 (1, 8)	WP 1B		BB 1B			6-3		G3		2H 1B	4	2	2	2	1	0						
Bobby Bonilla, S OBP: 0.367, SLG: 0.473 (1, 5)	1H 1B		BB 1B			4-3		E 1B		F6	5	2	3	3	0	0						
Sid Bream, L OBP: 0.326, SLG: 0.406 (1, 3)	F9		1H 3H 1B			4-3		FC6-4 1B			3	0	1	1	1	0						
Glenn Wilson, R OBP: 0.285, SLG: 0.334 (1, 9)		K	G4-6-3 1B			6-3		L9			4	0	1	1	0	1						
Michael LaValliere, L OBP: 0.359, SLG: 0.331 (1, 2)	6-3		G4-6-3 1B			G6-4-3 BB		K			3	0	0	0	1	1						
Felix Fermin, R OBP: 0.377, SLG: 0.344 (1, 6)	6-3			5-3		G6-4-3 1-2		FC6-4			2	0	0	0	0	0						
Gary Redus, R OBP: 0.340, SLG: 0.383 (6, PH)	6-3					G6-4-3 1-2		FC6-4 1-2			1	0	0	0	0	0						
Rafael Belliard, R OBP: 0.287, SLG: 0.243 (6, 6)	6-3					G6-4-3 1-2		FC6-4 1-2			1	0	0	0	0	1						
John Smiley, L OBP: 0.115, SLG: 0.071 (4, 1)			K	6-3				L7		F6	2	0	0	0	0	1						
Brian Fisher, R OBP: 0.111, SLG: 0.071 (4, 1)											0	0	0	0	0	0						
John Carpenter, S OBP: 0.313, SLG: 0.227 (7, PH)											1	0	0	0	0	0						
Jeff Robinson, R OBP: 0.319, SLG: 0.071 (7, 1)											0	0	0	0	0	0						
R.J. Reynolds, S OBP: 0.223, SLG: 0.071 (9, PH)											1	0	0	0	0	0						
Jim Gott, R OBP: 0.263, SLG: 0.361 (9, 1)											0	0	0	0	0	0						
Inning Stats	R: 1 E: 0 K: 1 S: 6	H: 1 LOB: 1 BB: 1 P: 10	R: 0 E: 0 K: 1 S: 5	H: 0 LOB: 0 BB: 0 P: 5	R: 4 E: 0 K: 1 S: 7	H: 3 LOB: 3 BB: 3 P: 19	R: 0 E: 0 K: 1 S: 5	H: 0 LOB: 0 BB: 1 P: 9	R: 0 E: 0 K: 0 S: 3	H: 0 LOB: 0 BB: 0 P: 3	R: 0 E: 0 K: 0 S: 2	H: 0 LOB: 0 BB: 1 P: 6	R: 0 E: 0 K: 0 S: 3	H: 0 LOB: 1 BB: 1 P: 7	R: 1 E: 0 K: 1 S: 7	H: 2 LOB: 1 BB: 0 P: 7	R: 1 E: 0 K: 0 S: 5	H: 2 LOB: 1 BB: 0 P: 5	1B: 6 2B: 1 3B: 1 HR: 0	SF: 0 SAC: 0 DP: 2 HBP: 0	WP: 1 PB: 0 SB: 1 CS: 0	PA: 40
PITCHER	IP WLS BF H R ER SO BB IBB HBP BLK WP HR S P ERA WHIP																					
Marvin Freeman, R ERA: 5.67 (1, 1)	2.1	15	4	5	5	3	3	1	0	0	1	0	0	6	10	0.00	0.600					
Salome Barojas, R ERA: 10.29 (3, 1)	1.2	5	0	0	0	1	1	0	0	1	0	0	6	10	0.00	0.600						
Bruce Ruffin, L ERA: 4.45 (5, 1)	2.0	6	0	0	0	0	1	0	0	0	0	0	5	9	0.00	0.500						
Greg Harris, R ERA: 2.33 (7, 1)	2.0	L 9	2	1	1	1	1	0	0	0	0	0	10	14	4.50	1.500						
Steve Bedrosian, R ERA: 4.01 (9, 1)	1.0	5	2	1	1	0	0	0	0	0	0	0	5	5	9.00	2.000						

AB 33
R 7
H 8
RBI 7
BB 7
SO 5
LOB 11



Batter	1	2	3	4	5	6	7	8	9	AB	R	H	RBI	BB	SO	LOB	BOTTOM					
Phil Bradley, R OBP: 0.344, SLG: 0.405 (1, 7)	HR 2B	F4		1H 2B		5-3			K	5	1	2	1	0	1	2	Pittsburgh Pirates @ Philadelphia Phillies Veterans Stadium, Philadelphia, PA Fri Sep 16 1988, 7:05 PM EDT Att: 17,446 - Unknown - 66 F					
Bob Demier, R OBP: 0.344, SLG: 0.353 (1, 8)	HR 1B		F9	F8			K		F6	4	1	1	0	0	1	1						
Von Hayes, L OBP: 0.358, SLG: 0.416 (9, PH)	2-3 HR		F9	F8			K		F6	1	0	0	0	0	0	0						
Ron Jones, L OBP: 0.280, SLG: 0.562 (1, 9)	1H 3H HR		K		F5		K			4	1	1	3	0	2	0						
Ricky Jordan, R OBP: 0.343, SLG: 0.504 (1, 3)	K		2B	F8		3-1				4	0	1	0	0	1	0						
Juan Samuel, R OBP: 0.296, SLG: 0.377 (1, 4)	CS 1B		F7		E6 S		K			4	0	1	0	0	1	1						
Lance Parrish, R OBP: 0.296, SLG: 0.379 (1, 2)	K			1B 2B	5-3		K			4	1	1	0	0	2	2						
Chris James, R OBP: 0.280, SLG: 0.374 (1, 5)		K		6-3		L9		BB			3	0	0	0	1	1						
Jackie Gutierrez, R OBP: 0.247, SLG: 0.286 (1, 6)		6-3		F4		F9		L8			3	0	0	0	0	1						
Greg Gross, L OBP: 0.294, SLG: 0.210 (8, PH)										1	0	0	0	0	0	1						
Steve Bedrosian, R (9, 1)										0	0	0	0	0	0	0						
Marvin Freeman, R OBP: 0.220, SLG: 0.200 (3, 1)										1	0	1	0	0	0	0						
Salome Barojas, R OBP: 0.263, SLG: 0.071 (4, PH)										0	0	0	0	0	0	0						
Tom Barrett, S OBP: 0.196, SLG: 0.196 (5, 1)										1	1	1	1	0	0	0						
Bruce Ruffin, L OBP: 0.296, SLG: 0.121 (5, PH)										0	0	0	0	0	0	0						
Shane Turner, L OBP: 0.296, SLG: 0.143 (6, PH)										0	0	0	0	1	0	0						
Greg Harris, R OBP: 0.333, SLG: 0.556 (7, 1)										0	0	0	0	0	0	0						
Steve Jeltz, S OBP: 0.203, SLG: 0.240 (9, 6)										0	0	0	0	0	0	0						
Keith Miller, S OBP: 0.263, SLG: 0.239 (9, PH)										1	0	0	0	0	0	0						
Inning Stats	R: 3 E: 0 K: 2 S: 10	H: 4 LOB: 1 BB: 0 P: 10	R: 0 E: 0 K: 1 S: 6	H: 1 LOB: 0 BB: 0 P: 6	R: 0 E: 0 K: 1 S: 6	H: 1 LOB: 1 BB: 0 P: 6	R: 2 E: 0 K: 0 S: 6	H: 3 LOB: 1 BB: 0 P: 6	R: 0 E: 1 K: 0 S: 4	H: 0 LOB: 1 BB: 0 P: 4	R: 0 E: 0 K: 0 S: 3	H: 0 LOB: 1 BB: 1 P: 7	R: 0 E: 0 K: 2 S: 7	H: 0 LOB: 1 BB: 0 P: 7	R: 0 E: 0 K: 2 S: 7	H: 0 LOB: 1 BB: 1 P: 11	R: 0 E: 0 K: 1 S: 5	H: 0 LOB: 0 BB: 0 P: 5	1B: 4 2B: 5 3B: 0 HR: 1	SF: 0 SAC: 0 DP: 1 HBP: 0	WP: 0 PB: 0 SB: 2 CS: 1	PA: 38
PITCHER	IP WLS BF H R ER SO BB IBB HBP BLK WP HR S P ERA WHIP																					
John Smiley, L ERA: 3.21 (1, 1)	3.2	19	9	0	0	0	0	1	0	0	1	0	0	8	12	0.00	0.429					
Brian Fisher, R ERA: 4.73 (4, 1)	2.1	9	0	0	0	0	1	0	0	0	1	0	0	8	12	0.00	0.429					
Jeff Robinson, R ERA: 3.19 (7, 1)	2.0	W 7	0	0	0	4	1	0	0	0	0	0	0	14	18	0.00	0.500					
Jim Gott, R ERA: 3.08 (9, 1)	1.0	S 3	0	0	0	1	0	0	0	0	0	0	0	5	5	0.00	0.000					

AB 36
R 5
H 9
RBI 5
BB 2
SO 9
LOB 9



Batter	1	2	3	4	5	6	7	8	9	AB	R	H	RBI	BB	SO	LOB	TOP								
Barry Bonds, L OBP: 0.371, SLG: 0.499	G3		F8		G3			1B SF9 IBB	2B	4	1	1	2	1	0	1									
Jose Lind, R OBP: 0.301, SLG: 0.317	F9			FC1 HR 1B		6-3		SF9 1B	5-3	5	1	2	1	0	0	2									
Andy Van Slyke, L OBP: 0.347, SLG: 0.510	K			FC1 HR		G3		1B		4	1	1	0	1	1	1									
Bobby Bonilla, S OBP: 0.366, SLG: 0.477		F3						SF9	1-3	4	1	1	4	0	1	3									
Al Pedrique, R OBP: 0.235, SLG: 0.220				HR		K		2-3 3-H		0	0	0	0	0	0	0									
Glenn Wilson, R OBP: 0.285, SLG: 0.333	F8						L4	4-3		4	0	1	0	0	0	2									
Orestes Destrade, S OBP: 0.222, SLG: 0.250							G3			3	0	0	0	0	1	1									
Sid Bream, L OBP: 0.327, SLG: 0.407	K				F5			1B 2B 1B		1	1	1	0	0	0	0									
Tom Prince, R OBP: 0.239, SLG: 0.220			F6		G5-4-3				F6	3	0	0	0	0	0	1									
Benny Distefano, L OBP: 0.500, SLG: 0.750										1	0	0	0	0	0	1									
Michael LaValliere, L OBP: 0.358, SLG: 0.331										0	0	0	0	0	0	0									
Felix Fermin, R OBP: 0.380, SLG: 0.339										1	0	0	0	1	0	0									
John Cangelosi, S OBP: 0.319, SLG: 0.235							F8			1	1	1	0	0	0	0									
Rafael Belliard, R OBP: 0.289, SLG: 0.245								SH3 1B 1B	1-2 2B 1B	1	1	1	0	0	0	0									
Doug Drabek, R OBP: 0.200, SLG: 0.264										2	0	0	0	0	2	1									
Bob Kipper, R										0	0	0	0	0	0	0									
Jeff Robinson, R OBP: 0.188, SLG: 0.133										1	0	1	0	0	0	0									
Inning Stats	R: 0 E: 0 K: 1 S: 9	H: 0 LOB: 0 BB: 0 P: 15	R: 0 E: 0 K: 1 S: 7	H: 0 LOB: 0 BB: 0 P: 12	R: 0 E: 0 K: 1 S: 12	H: 0 LOB: 1 BB: 1 P: 21	R: 3 E: 0 K: 0 S: 16	H: 3 LOB: 0 BB: 0 P: 23	R: 0 E: 0 K: 1 S: 7	H: 0 LOB: 0 BB: 0 P: 9	R: 0 E: 0 K: 0 S: 13	H: 0 LOB: 0 BB: 0 P: 18	R: 0 E: 0 K: 0 S: 6	H: 0 LOB: 0 BB: 0 P: 13	R: 2 E: 0 K: 0 S: 11	H: 3 LOB: 2 BB: 1 P: 24	R: 2 E: 0 K: 0 S: 21	H: 4 LOB: 3 BB: 1 P: 36	1B: 8 2B: 1 3B: 0 HR: 1	SF: 1 SAC: 1 DP: 1 HBP: 0	WP: 0 PB: 0 SB: 0 CS: 0	PA: 40			
PITCHER	IP	WLS	BF	H	R	ER	SO	BB	IBB	HBP	BLK	WP	HR	S	P	ERA	WHIP								
Don Carman, L ERA: 4.42	6.0	L	22	3	3	3	5	1	0	0	0	0	1	64	98	4.50	0.667								
Mike Maddux, R ERA: 3.57	1.0		3	0	0	0	0	0	0	0	0	0	0	6	13	0.00	0.000								
Kent Tekulve, R ERA: 3.57	0.1		4	2	2	2	0	0	1	0	0	0	0	4	12	54.00	6.000								
Bruce Ruffin, L ERA: 4.49	0.2		4	2	1	1	0	0	0	0	0	0	0	8	14	13.50	3.000								
Alex Madrid, R ERA: 6.75	1.0		7	3	1	1	0	0	1	0	0	0	0	20	34	9.00	3.000								

Pittsburgh Pirates @ Philadelphia Phillies
Veterans Stadium, Philadelphia, PA

AB 35
R 7
H 10
RBI 7
BB 3
SO 5
LOB 13



WP: 0 PA: 40
PB: 0
SB: 0
CS: 0

Batter	1	2	3	4	5	6	7	8	9	AB	R	H	RBI	BB	SO	LOB	BOTTOM								
Phil Bradley, R OBP: 0.343, SLG: 0.404	K		5-3			5-3 1B	F3			4	0	1	0	0	1	3									
Ron Jones, L OBP: 0.291, SLG: 0.558	F9			F9		5-3 1B		FC3-6 1B		4	0	2	0	0	0	0									
Ricky Jordan, R OBP: 0.338, SLG: 0.496	K			F3		5-3		F8		4	0	0	1	0	1	3									
Von Hayes, L OBP: 0.357, SLG: 0.423		K			HR	F4		FC3-6 1-2		4	1	1	1	0	1	3									
Juan Samuel, R OBP: 0.294, SLG: 0.374	K			F8		5-3		F8		4	0	0	0	0	1	3									
Lance Parrish, R OBP: 0.296, SLG: 0.376										3	0	0	0	0	1	0									
John Russell, R OBP: 0.270, SLG: 0.314	K									0	0	0	0	1	0	0									
Chris James, R OBP: 0.282, SLG: 0.377					F6				F9	4	0	2	0	0	0	1									
Steve Jeltz, S OBP: 0.300, SLG: 0.238					L6					3	0	0	0	0	0	2									
Greg Gross, L OBP: 0.232, SLG: 0.208					G3				G4-6-3	1	0	0	0	0	0	1									
Don Carman, L ERA: 4.42										1	0	0	0	0	1	1									
Tom Barnett, S ERA: 0.266, SLG: 0.196										0	1	0	0	0	0	0									
Mike Maddux, L ERA: 3.57										0	0	0	0	0	0	0									
Shane Bieber, L ERA: 3.57										0	1	1	0	0	0	0									
Kent Tekulve, R ERA: 3.57										0	0	0	0	0	0	0									
Bruce Ruffin, L ERA: 4.49										0	0	0	0	0	0	0									
Alex Madrid, R ERA: 6.75										0	0	0	0	0	0	0									
Inning Stats	R: 0 E: 0 K: 2 S: 10	H: 0 LOB: 0 BB: 0 P: 14	R: 0 E: 0 K: 3 S: 11	H: 0 LOB: 0 BB: 0 P: 18	R: 0 E: 0 K: 1 S: 8	H: 1 LOB: 1 BB: 0 P: 10	R: 1 E: 0 K: 0 S: 8	H: 1 LOB: 0 BB: 0 P: 12	R: 0 E: 0 K: 0 S: 4	H: 0 LOB: 0 BB: 0 P: 6	R: 1 E: 0 K: 0 S: 12	H: 2 LOB: 2 BB: 1 P: 18	R: 0 E: 0 K: 0 S: 10	H: 2 LOB: 2 BB: 0 P: 14	R: 0 E: 0 K: 0 S: 14	H: 1 LOB: 1 BB: 0 P: 19	R: 0 E: 0 K: 0 S: 7	H: 0 LOB: 0 BB: 1 P: 12	1B: 5 2B: 1 3B: 0 HR: 1	SF: 0 SAC: 0 DP: 1 HBP: 0	WP: 0 PB: 0 SB: 0 CS: 0	PA: 35			
PITCHER	IP	WLS	BF	H	R	ER	SO	BB	IBB	HBP	BLK	WP	HR	S	P	ERA	WHIP								
Doug Drabek, R ERA: 3.14	7.1	W	30	7	2	2	6	1	0	0	0	0	1	69	101	2.46	1.091								
Bob Kipper, L ERA: 3.21	0.1		1	0	0	0	0	0	0	0	0	0	0	5	6	0.00	0.000								
Jeff Robinson, R ERA: 3.15	1.1	S	4	0	0	0	0	1	0	0	0	0	0	10	16	0.00	0.750								

Pittsburgh Pirates @ Philadelphia Phillies
Veterans Stadium, Philadelphia, PA

AB 33
R 2
H 7
RBI 2
BB 2
SO 6
LOB 17



WP: 0 PA: 35
PB: 0
SB: 0
CS: 0

Batter	1	2	3	4	5	6	7	8	9	10	AB	R	H	RBI	BB	SO	LOB	TOP							
Barry Bonds, L OBP: 0.371, SLG: 0.495 (1, 7)	0-1 4-3		1-2 F5		2-1 4-3	4-2 BB		4-0 FC4-2 WP BB		0-0 F5	4	0	0	0	2	0	2								
Ken Oberkfell, L OBP: 0.327, SLG: 0.363 (1, 4)	3-1 P5		2-0 F8		4-2 F8 1B 2B BB	1-1 P5		2-2 FC4-2			3	1	0	0	1	0	2								
Jose Lind, R OBP: 0.300, SLG: 0.317 (8, PH)								1-3 2-H			1	0	0	0	0	0	2								
Andy Van Slyke, L OBP: 0.347, SLG: 0.508 (1, 8)	1-1 G3			4-0 1B BB	2-2 2B 1B	3-2 L3		3-3 K			4	2	1	0	1	1	3								
Bobby Bonilla, S OBP: 0.363, SLG: 0.472 (1, 5)		1-2 G3		1-3 K	0-0 F8		1-1 F7		1-0 F2		5	0	0	0	0	1	3								
Sid Bream, L OBP: 0.330, SLG: 0.417 (1, 3)		4-2 BB		1-3 K	2-1 1B 2B		0-0 HR		0-2 F7		4	2	2	3	1	1	1								
R.J. Reynolds, S OBP: 0.283, SLG: 0.361 (1, 9)		2-2 F7		0-0 E 1B 2H	0-2 1B 1B		0-3 K		1-3 K		5	0	2	2	0	2	1								
Michael LaValiere, L OBP: 0.361, SLG: 0.335 (1, 2)		1-1 F7		0-2 E7 HBP 1B	0-1 1B		0-0 F9		0-2 FC6-4 1B		5	0	3	0	0	0	1								
Mike Dunne, R OBP: 0.170, SLG: 0.119 (10, PR)				1-3 K					0-3 K		0	0	0	0	0	0	0								
Tom Prince, R OBP: 0.238, SLG: 0.220 (10, 2)				1-0 K	1-2 HBP				2-0 WP SH3-4 FC4-2 1B		2	0	0	0	0	1	2								
Felix Fermin, R OBP: 0.278, SLG: 0.328 (8, PH)				1-0 K					2-0 SH3-4		1	0	1	0	0	0	0								
John Cangelosi, S OBP: 0.319, SLG: 0.235 (8, PH)				2-2 K					2-2 FC6-4		0	0	0	0	0	0	0								
Rafael Belliard, R OBP: 0.289, SLG: 0.245 (8, 6)				1-2 HBP					1-2 1B		1	0	0	0	0	0	1								
Benny Distefano, L OBP: 0.455, SLG: 0.667 (10, PH)											0	0	0	0	0	0	0								
Randy Kramer, R (10, 1)											0	0	0	0	0	0	0								
Inning Stats	R: 0 E: 0 K: 0 S: 6	H: 0 LOB: 0 BB: 0 P: 10	R: 0 E: 0 K: 0 S: 10	H: 0 LOB: 1 BB: 1 P: 18	R: 0 E: 0 K: 1 S: 10	H: 0 LOB: 0 BB: 0 P: 16	R: 1 E: 1 K: 3 S: 17	H: 2 LOB: 3 BB: 1 P: 26	R: 3 E: 0 K: 0 S: 19	H: 4 LOB: 2 BB: 1 P: 30	R: 0 E: 0 K: 1 S: 13	H: 0 LOB: 1 BB: 1 P: 22	R: 1 E: 0 K: 1 S: 7	H: 1 LOB: 0 BB: 0 P: 8	R: 0 E: 0 K: 1 S: 10	H: 1 LOB: 2 BB: 1 P: 23	R: 0 E: 0 K: 1 S: 7	H: 0 LOB: 0 BB: 0 P: 9	R: 0 E: 0 K: 1 S: 11	H: 1 LOB: 1 BB: 0 P: 13	1B: 7 2B: 1 3B: 0 HR: 1	SF: 0 SAC: 1 DP: 0 HBP: 2	WP: 1 PB: 0 SB: 1 CS: 0	PA: 46	
PITCHER	IP	WLS	BF	H	R	ER	SO	BB	IBB	HBP	BLK	WP	HR	S	P	ERA	WHIP								
Kevin Gross, R ERA: 3.71 (1, 1)	6.1		32	7	5	5	5	4	0	2	0	0	0	1	78	126	7.11	1.737							
Greg Harris, R ERA: 2.32 (7, 1)	0.2		2	0	0	0	1	0	0	0	0	0	0	4	4	0.00	0.000								
Bruce Ruffin, L ERA: 4.43 (8, 1)	2.0		8	1	0	0	2	1	0	0	0	1	0	17	32	0.00	1.000								
Steve Bedrosian, R ERA: 3.95 (10, 1)	1.0	W	4	1	0	0	1	0	0	0	0	0	0	11	13	0.00	1.000								

Pittsburgh Pirates @ Philadelphia Phillies
Veterans Stadium, Philadelphia, PA
Sun Sep 18 1988, 3:33 AM EDT
Att: 21,282 - Overcast - 70 F

AB 38
R 5
H 9
RBI 5
BB 5
SO 9
LOB 22



Batter	1	2	3	4	5	6	7	8	9	10	AB	R	H	RBI	BB	SO	LOB	BOTTOM						
Phil Bradley, R OBP: 0.342, SLG: 0.403 (1, 7)	3-3 K		0-2 1B SF8 1B		0-0 6-3		2-3 K			0-1 SF8	4	1	1	1	0	2	0							
Ron Jones, L OBP: 0.317, SLG: 0.625 (1, 9)	2-2 1B 2B		2-1 1B		1-0 HR		0-0 5-3			3-H	3	2	3	1	0	0	0							
Bob Demier, R OBP: 0.341, SLG: 0.351 (8, PH)			1-3 1B				2-2 F9				1	0	0	0	0	0	0							
Ricky Jordan, R OBP: 0.332, SLG: 0.489 (1, 3)	0-1 F8		0-1 SF8		0-2 6-3		0-2 F9				3	0	0	1	0	0	1							
Von Hayes, L OBP: 0.356, SLG: 0.421 (8, 9)	1-2 PO 1B		1-1 G3		1-1 6-3		1-1 4-3				4	0	1	1	0	0	1							
Juan Samuel, R OBP: 0.297, SLG: 0.377 (1, 4)	0-0 PO	4-1 5-3 BB		0-0 E WP 1B	1-0 BLK SF8 2B		1-0 F8		1-0 F8		3	2	2	0	1	0	0							
Chris James, R OBP: 0.280, SLG: 0.375 (1, 5)		0-0 5-3		2-0 5-3	0-2 SF8		0-2 SF8		0-6 6-3		3	0	0	1	0	0	2							
John Russell, R OBP: 0.244, SLG: 0.282 (1, 2)		0-2 F8		2-3 K			1-1 F6		0-0 F7		4	0	0	0	0	1	1							
Steve Bedrosian, R OBP: 0.297, SLG: 0.383 (10, 1)				3-H							0	0	0	0	0	0	0							
Steve Jeltz, S OBP: 0.297, SLG: 0.236 (1, 6)		1-2 L6		3-2 1-3			3-3 K				3	0	0	0	0	1	1							
Greg Gross, L OBP: 0.290, SLG: 0.207 (10, PH)											1	0	0	0	0	0	0							
Kevin Gross, R OBP: 0.216, SLG: 0.197 (1, 1)				1-3 K			2-2 5-3				2	0	0	0	0	1	0							
Greg Harris, S OBP: 0.333, SLG: 0.556 (7, 1)											0	0	0	0	0	0	0							
Tom Barrett, S OBP: 0.291, SLG: 0.191 (7, PH)											1	0	0	0	0	1	0							
Bruce Ruffin, S OBP: 0.194, SLG: 0.121 (8, 1)											0	0	0	0	0	0	0							
Lance Parrish, R OBP: 0.297, SLG: 0.383 (10, 2)											1	1	1	0	0	0	0							
Inning Stats	R: 1 E: 0 K: 1 S: 11	H: 2 LOB: 0 BB: 0 P: 17	R: 0 E: 0 K: 0 S: 9	H: 0 LOB: 1 BB: 1 P: 14	R: 1 E: 0 K: 1 S: 13	H: 2 LOB: 1 BB: 0 P: 17	R: 1 E: 1 K: 1 S: 8	H: 1 LOB: 0 BB: 0 P: 15	R: 1 E: 0 K: 0 S: 8	H: 1 LOB: 0 BB: 0 P: 11	R: 0 E: 0 K: 3 S: 11	H: 0 LOB: 0 BB: 0 P: 17	R: 0 E: 0 K: 0 S: 6	H: 0 LOB: 0 BB: 0 P: 9	R: 0 E: 0 K: 0 S: 3	H: 0 LOB: 0 BB: 0 P: 4	R: 1 E: 0 K: 0 S: 6	H: 1 LOB: 0 BB: 0 P: 10	1B: 4 2B: 2 3B: 1 HR: 1	SF: 3 SAC: 0 DP: 0 HBP: 0	WP: 1 PB: 0 SB: 0 CS: 0	PA: 38		
PITCHER	IP	WLS	BF	H	R	ER	SO	BB	IBB	HBP	BLK	WP	HR	S	P	ERA	WHIP							
Bob Walk, R ERA: 2.78 (1, 1)	7.0		28	7	5	4	6	1	0	0	1	1	1	68	102	5.14	1.143							
Dave Rucker, L ERA: 3.86 (8, 1)	1.0		3	0	0	0	0	0	0	0	0	0	0	6	9	0.00	0.000							
Scott Medvin, R ERA: 6.0 (9, 1)	1.0		3	0	0	0	0	0	0	0	0	0	0	3	4	0.00	0.000							
Randy Kramer, R ERA: 2.45 (10, 1)	0.2	L	3	1	1	1	0	0	0	0	0	0	0	6	10	13.50	1.500							

Pittsburgh Pirates @ Philadelphia Phillies
Veterans Stadium, Philadelphia, PA
Sun Sep 18 1988, 3:33 AM EDT
Att: 21,282 - Overcast - 70 F

AB 33
R 6
H 8
RBI 5
BB 1
SO 6
LOB 6



Batter	1	2	3	4	5	6	7	8	9	AB	R	H	RBI	BB	SO	LOB	TOP					
Phil Bradley, R (1, 7) OBP: 0.341, SLG: 0.400	1-1 WP, PB, HBP		1-3 K		2-2 6-3		2-3 K		1-2 F8	4	0	0	1	0	2	3						
Ron Jones, L (1, 9) OBP: 0.326, SLG: 0.655	2-2 F9			0-1 G3	0-1 FC5-4, 1B		2-0 HR			4	1	2	3	0	0	1						
Ricky Jordan, R (1, 3) OBP: 0.326, SLG: 0.481	1-0 F2			0-3 K	0-0 FC5-4, 1-2		3-3 K			4	0	0	0	0	2	2						
Von Hayes, L (1, 8) OBP: 0.355, SLG: 0.418	1-0 F8			4-2 1B, BB		0-1 F8		2-2 G4-3		3	0	0	0	1	0	1						
Juan Samuel, R (1, 4) OBP: 0.296, SLG: 0.376		0-3 K		0-1 1B		1-2 F8		0-3 K		4	0	1	0	0	2	0						
Lance Parrish, R (1, 2) OBP: 0.297, SLG: 0.381	0-0 F8			1-3 K		1-2 1B		1-1 F9		4	0	1	0	0	1	2						
Chris James, R (1, 5) OBP: 0.278, SLG: 0.372	0-0 P4				1-0 E4, SH1-4, 1B, 6-3	2-1 G1-3			2-1 P4	4	1	0	0	0	0	1						
Steve Jeltz, S (1, 6) OBP: 0.297, SLG: 0.236			1-2 5-3		1-1 SH1-4, 1B, 6-3		1-1 4-3		1-3 K	4	1	1	0	0	1	0						
Shane Rawley, R (1, 1) OBP: 0.123, SLG: 0.143			0-3 K		0-1 SH1-4		0-0 WP, HR, 1B		4-1 BLK, BB	1	0	0	0	0	1	0						
Tom Barrett, S (7, PH) OBP: 0.304, SLG: 0.208										1	1	1	0	0	0	0						
Scott Service, R (7, 1) OBP: 0.333, SLG: 0.556										0	0	0	0	0	0	0						
Greg Harris, S (9, PH) OBP: 0.295, SLG: 0.207										0	0	0	0	0	0	0						
Inning Stats	R: 0 E: 0 K: 0 S: 11	H: 0 LOB: 1 BB: 0 P: 16	R: 0 E: 0 K: 1 S: 5	H: 0 LOB: 0 BB: 0 P: 5	R: 0 E: 0 K: 2 S: 11	H: 0 LOB: 0 BB: 0 P: 13	R: 0 E: 0 K: 2 S: 12	H: 1 LOB: 2 BB: 1 P: 17	R: 2 E: 1 K: 0 S: 11	H: 2 LOB: 1 BB: 0 P: 15	R: 0 E: 0 K: 0 S: 12	H: 1 LOB: 1 BB: 0 P: 16	R: 2 E: 0 K: 2 S: 11	H: 2 LOB: 0 BB: 0 P: 19	R: 0 E: 0 K: 1 S: 10	H: 0 LOB: 0 BB: 0 P: 13	R: 0 E: 0 K: 1 S: 9	H: 0 LOB: 1 BB: 1 P: 17	1B: 5 2B: 0 3B: 0 HR: 1	SF: 0 SAC: 1 DP: 0 HBP: 1	WP: 2 PB: 1 SB: 0 CS: 0	PA: 37
PITCHER David Cone, R (1, 1) ERA: 2.17	IP: 9.0 WLS: W BF: 37 H: 6 R: 4 ER: 2 SO: 9 BB: 2 IBB: 0 HBP: 1 BLK: 1 WP: 2 HR: 1 S: 92 P: 131 ERA: 2.00 WHIP: 0.889															PITCHER	IP: 9.0 WLS: W BF: 37 H: 6 R: 4 ER: 2 SO: 9 BB: 2 IBB: 0 HBP: 1 BLK: 1 WP: 2 HR: 1 S: 92 P: 131 ERA: 2.00 WHIP: 0.889					

Philadelphia Phillies @ New York Mets
Shea Stadium, Flushing, NY
Tue Sep 20 1988, 7:05 PM EDT
Att: 30,337 - Unknown - 75 F



AB 33
R 4
H 6
RBI 4
BB 2
SO 9
LOB 10

Batter	1	2	3	4	5	6	7	8	9	AB	R	H	RBI	BB	SO	LOB	BOTTOM					
Mookie Wilson, S (1, 8) OBP: 0.346, SLG: 0.434	1-2 G6-3		2-0 6-3			2-1 HR	0-0 SF8			3	1	1	1	0	0	0						
Tim Lincecum, R (1, 4) OBP: 0.304, SLG: 0.324	1-2 G5-3			0-1 F8		1-1 F7	0-1 F9			4	0	0	0	0	0	2						
Kevin McReynolds, R (1, 7) OBP: 0.333, SLG: 0.486	0-0 HR			2-1 HR		4-0 HR, IBB		2-2 P6		3	3	2	2	1	0	0						
Darryl Strawberry, L (1, 9) OBP: 0.359, SLG: 0.531	0-3 K			3-2 P4		1-0 HR		1-1 G3		4	1	1	3	0	1	0						
Gary Carter, R (1, 3) OBP: 0.304, SLG: 0.360		0-0 F9		0-1 F8		0-0 1B		3-2 F9		4	0	1	0	0	0	0						
Howard Johnson, S (1, 5) OBP: 0.343, SLG: 0.434		0-3 K			4-2 G1-6-3, BB	1-1 P2				2	0	0	0	1	1	1						
Barry Lyons, R (1, 2) OBP: 0.241, SLG: 0.316		2-0 5-3			0-2 G1-6-3		0-0 B1-4, 1B, SF8, 1B			3	0	1	0	0	0	1						
Keith Miller, R (7, PR) OBP: 0.246, SLG: 0.295										0	1	0	0	0	0	0						
Mackey Sasser, L (8, 2) OBP: 0.275, SLG: 0.363										0	0	0	0	0	0	0						
Kevin Elster, R (1, 6) OBP: 0.277, SLG: 0.314			2-1 P9		1-0 5-3		1-2 B1-4, 1B			3	0	1	0	0	0	0						
David Cone, L (1, 1) OBP: 0.182, SLG: 0.189			0-0 6-3			2-3 K	0-0 B1-4			3	0	0	0	0	1	2						
Inning Stats	R: 1 E: 0 K: 1 S: 10	H: 1 LOB: 0 BB: 0 P: 12	R: 0 E: 0 K: 1 S: 5	H: 0 LOB: 0 BB: 0 P: 7	R: 0 E: 0 K: 0 S: 4	H: 0 LOB: 0 BB: 0 P: 8	R: 1 E: 0 K: 0 S: 11	H: 1 LOB: 0 BB: 0 P: 16	R: 0 E: 0 K: 0 S: 14	H: 0 LOB: 1 BB: 1 P: 19	R: 3 E: 0 K: 1 S: 12	H: 3 LOB: 1 BB: 1 P: 23	R: 1 E: 0 K: 0 S: 8	H: 2 LOB: 1 BB: 0 P: 11	R: 0 E: 0 K: 0 S: 8	H: 0 LOB: 0 BB: 0 P: 14	R: 0 E: 0 K: 0 S: 8	H: 0 LOB: 0 BB: 0 P: 14	1B: 3 2B: 1 3B: 0 HR: 3	SF: 1 SAC: 0 DP: 1 HBP: 0	WP: 0 PB: 0 SB: 0 CS: 0	PA: 32
PITCHER Shane Rawley, L (1, 1) ERA: 4.1	IP: 6.0 WLS: L BF: 24 H: 5 R: 5 ER: 5 SO: 3 BB: 1 IBB: 0 HBP: 0 BLK: 0 WP: 0 HR: 3 S: 56 P: 85 ERA: 7.50 WHIP: 1.000															PITCHER	IP: 6.0 WLS: L BF: 24 H: 5 R: 5 ER: 5 SO: 3 BB: 1 IBB: 0 HBP: 0 BLK: 0 WP: 0 HR: 3 S: 56 P: 85 ERA: 7.50 WHIP: 1.000					
Scott Service, R (7, 1) ERA: 3.0	0.0 2 2 1 1 0 0 0 0 0 0 4 7 ∞ ∞																					
Greg Harris, R (7, 1) ERA: 2.27	2.0 6 0 0 0 0 0 0 0 0 0 12 18 0.00 0.000																					

Philadelphia Phillies @ New York Mets
Shea Stadium, Flushing, NY
Tue Sep 20 1988, 7:05 PM EDT
Att: 30,337 - Unknown - 75 F



AB 29
R 6
H 7
RBI 6
BB 2
SO 3
LOB 6

Batter	1	2	3	4	5	6	7	8	9	AB	R	H	RBI	BB	SO	LOB	TOP					
Phil Bradley, R OBP: 0.342, SLG: 0.397	1-2 1-3			1-1 FC4-6 BB SF8 HBP	2-1 F9			1-2 1B		3	1	1	0	0	0	1	Philadelphia Phillies @ New York Mets Shea Stadium, Flushing, NY Thu Sep 22 1988, 7:05 PM EDT Att: 45,274 - Unknown - 66 F					
Ron Jones, L OBP: 0.319, SLG: 0.615 Steve Bedrosian, R (8, 1)	1-0 4-3			4-2 SAFE FC4-6 1-2 BB		0-2 F9		0-0 1B G6-4-3		3	0	1	0	1	0	0						
Ricky Jordan, R OBP: 0.324, SLG: 0.494	1-2 L8			2-2 FC4-6 1B 1-2 2-3		0-0 5-3		0-0 1B G6-4-3 1-2		4	0	0	0	0	0	4						
Von Hayes, L OBP: 0.351, SLG: 0.414		2-2 3-1		1-0 SF8		1-2 4-3			1-3 K	3	0	0	1	0	1	0						
Juan Samuel, R OBP: 0.294, SLG: 0.373	0-2 L8			3-H 0-0 1-2 1B			1-1 F8		1-2 1-3	4	0	1	0	0	0	0						
Lance Parrish, R OBP: 0.300, SLG: 0.385	3-2 6-3			3-3 SAFE K			0-0 FC6-4 1B		1-3 K	4	0	1	0	0	2	2						
Chris James, R OBP: 0.280, SLG: 0.373			2-2 B1-3 1B		0-1 SH5-4 1B		0-3 K			3	0	2	0	0	1	1						
Steve Jeltz, S OBP: 0.293, SLG: 0.232			0-1 SAFE B1-3 1-2		1-1 F6		0-0 FC6-4 1-2			3	0	0	0	0	0	3						
Don Carman, L OBP: 0.052, SLG: 0.052 Kent Tekulve, R (7, 1)			2-2 G5-3		1-0 SH5-4 1-2			1-2 G3		1	0	0	0	0	0	0						
Greg Gross, L OBP: 0.293, SLG: 0.205 (8, 9)										0	0	0	0	0	0	0						
Inning Stats	R: 0 E: 0 K: 0 S: 8	H: 0 LOB: 0 BB: 0 P: 11	R: 0 E: 0 K: 0 S: 11	H: 0 LOB: 0 BB: 0 P: 16	R: 0 E: 0 K: 0 S: 8	H: 1 LOB: 0 BB: 0 P: 12	R: 1 E: 0 K: 1 S: 14	H: 1 LOB: 2 BB: 1 P: 25	R: 0 E: 0 K: 0 S: 7	H: 1 LOB: 0 BB: 0 P: 11	R: 0 E: 0 K: 0 S: 8	H: 0 LOB: 0 BB: 0 P: 9	R: 0 E: 0 K: 1 S: 7	H: 1 LOB: 1 BB: 0 P: 8	R: 0 E: 0 K: 0 S: 8	H: 2 LOB: 1 BB: 0 P: 10	R: 0 E: 0 K: 2 S: 10	H: 0 LOB: 0 BB: 0 P: 13	1B: 6 2B: 0 3B: 0 HR: 0	SF: 1 SAC: 1 DP: 1 HBP: 1	WP: 0 PB: 0 SB: 0 CS: 0	PA: 33
PITCHER Ron Darling, R ERA: 3.14	IP: 9.0 WLS: W BF: 33	H: 6 R: 1 ER: 1 SO: 4	BB: 1 IBB: 0 HBP: 1 BLK: 0	WP: 0 HR: 0 S: 81 P: 115	ERA: 1.00 WHIP: 0.778	PITCHER																

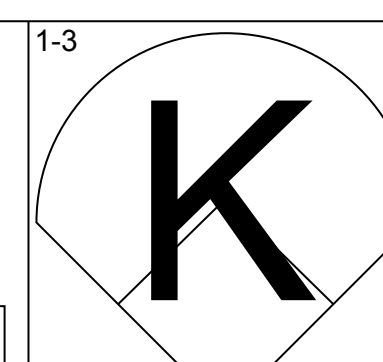
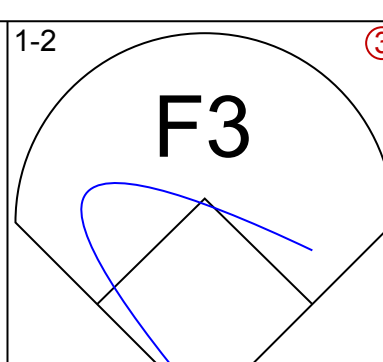
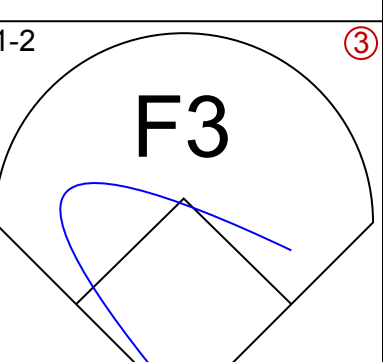
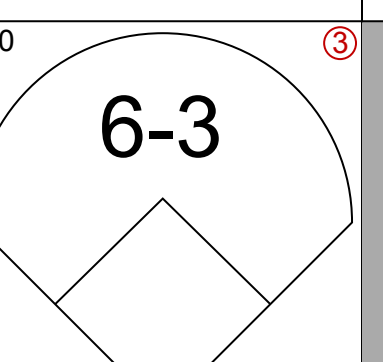
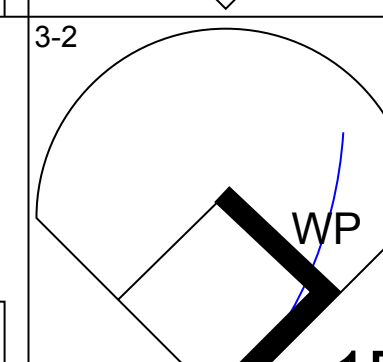
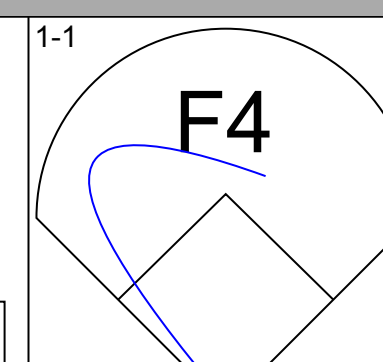
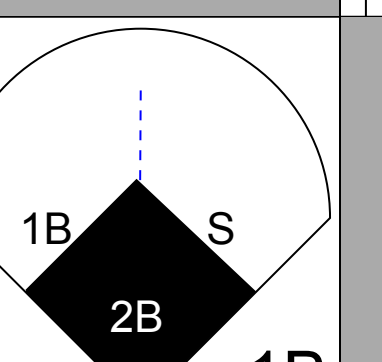
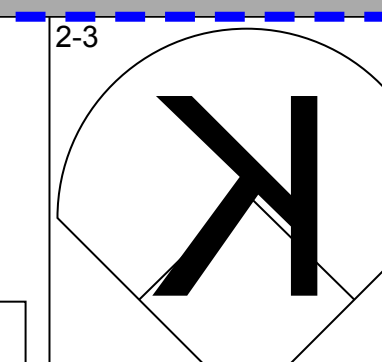
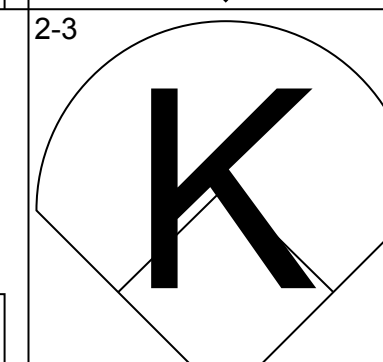
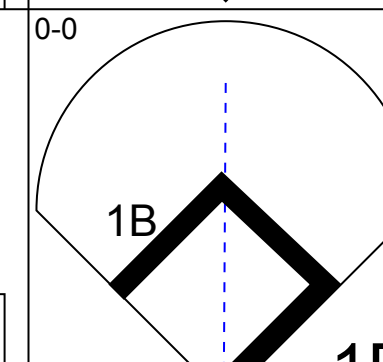
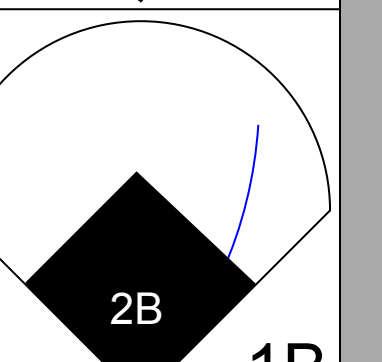
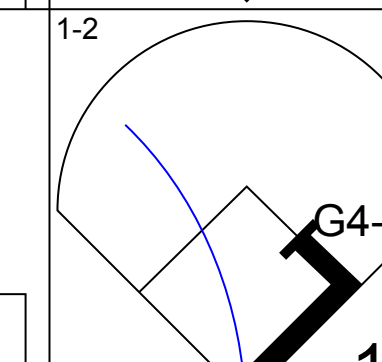
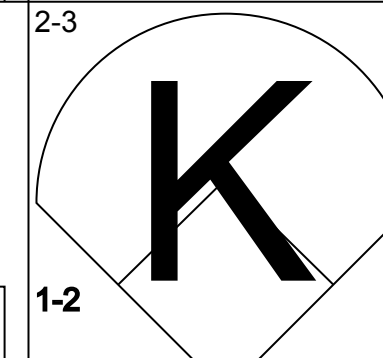
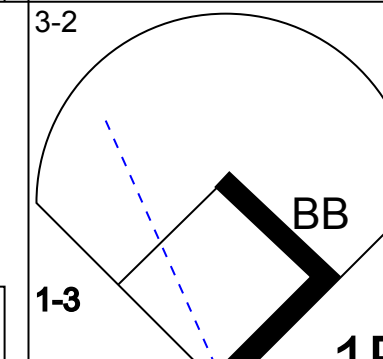
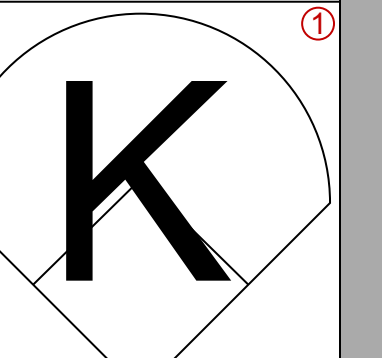
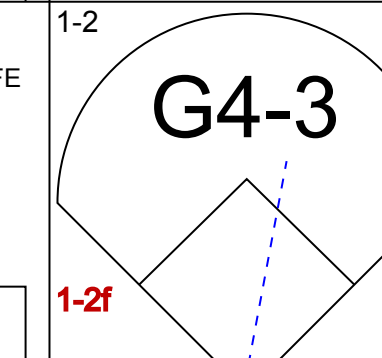
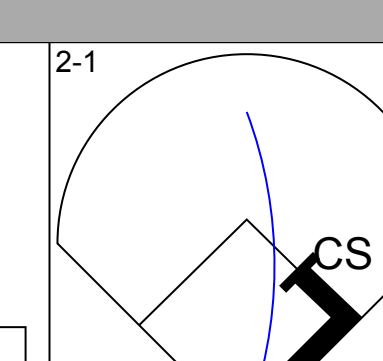
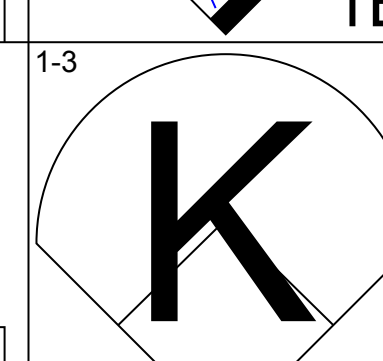
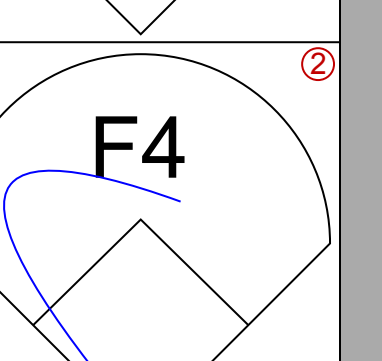
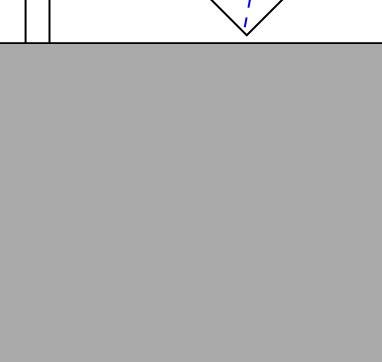

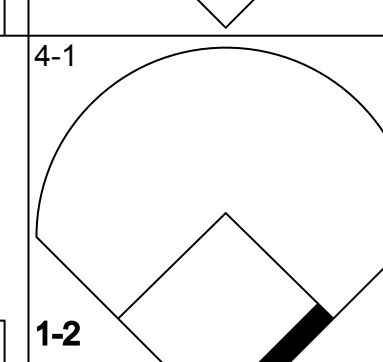
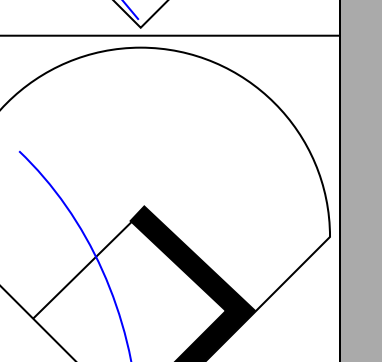


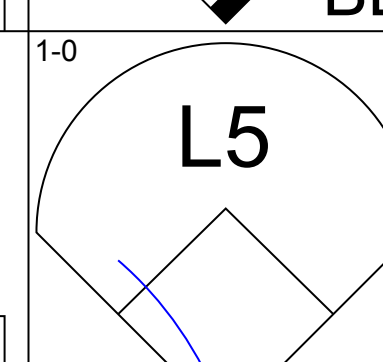
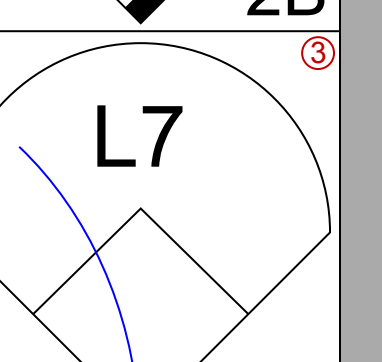

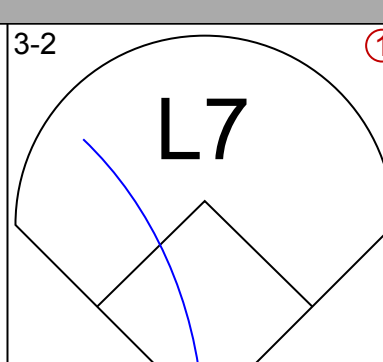
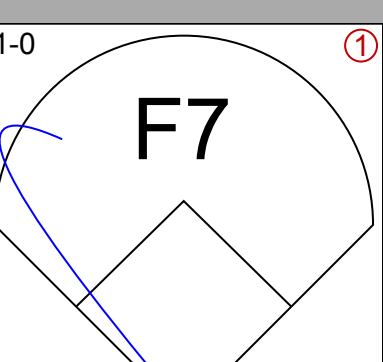
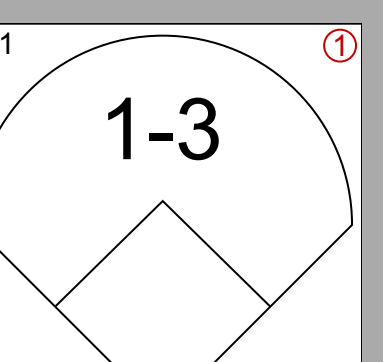

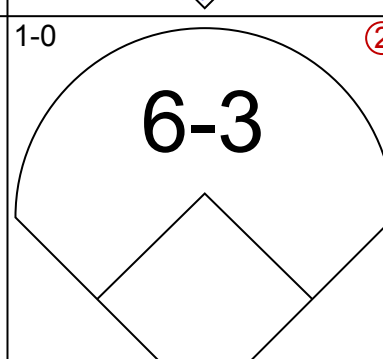
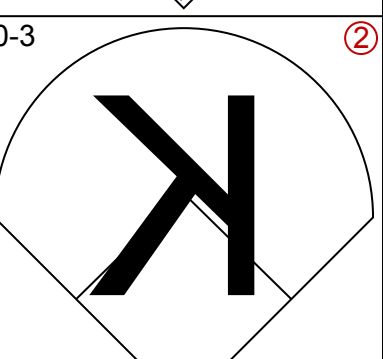
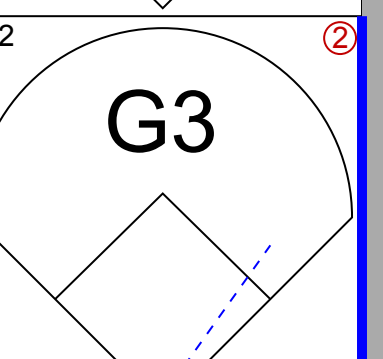

Batter	1	2	3	4	5	6	7	8	9	AB	R	H	RBI	BB	SO	LOB	BOTTOM			
Mookie Wilson, S OBP: 0.351, SLG: 0.437	3-2 FC6-4 1B		0-0 5-3		1-2 FC5-4 1B		1-0 4-3 1B			4	1	3	0	0	0	0	Philadelphia Phillies @ New York Mets Shea Stadium, Flushing, NY Thu Sep 22 1988, 7:05 PM EDT Att: 45,274 - Unknown - 66 F			
Gregg Jefferies, S OBP: 0.404, SLG: 0.720	1-2 FC6-4 1-2		1-2 E8 1B		1-2 FC5-4 S		2-0 F9			4	0	1	1	0	0	3				
Keith Hernandez, L OBP: 0.334, SLG: 0.413	2-1 F8		0-1 F7		3-H 2-2 L8		0-0 4-3		1-2 4-3	4	0	0	0	0	0	4				
Darryl Strawberry, L OBP: 0.362, SLG: 0.536	1-3 K			4-2 1B BB		4-2 1B WP BB		4-0 1B		1	1	0	0	3	1	1				
Kevin McReynolds, R OBP: 0.337, SLG: 0.491		3-2 P5		1-1 F7		0-0 WP 1B		2-2 1-2 2-H 1B		4	0	2	1	0	0	1				
Gary Carter, R OBP: 0.305, SLG: 0.363		1-2 WP 1B		0-0 CS 1B		2-2 F8		0-1 L7		4	0	2	0	0	0	3				
Tim Teufel, R OBP: 0.300, SLG: 0.319	1-0 F8		1-2 K		3-3 K		3-H 1-0 F4		0-2 F9	4	0	0	0	0	1	4				
Kevin Elster, R OBP: 0.279, SLG: 0.317		1-2 1-3			0-0 1B FC5-4 2B		4-0 IBB		2-1 F6	3	1	1	0	1	0	1				
Ron Darling, R OBP: 0.192, SLG: 0.247			0-3 K		0-2 5-3		1-1 F8		1-3 K	4	0	0	0	0	2	3				
Inning Stats	R: 0 E: 0 K: 1 S: 12	H: 1 LOB: 1 BB: 0 P: 19	R: 0 E: 0 K: 0 S: 11	H: 1 LOB: 1 BB: 0 P: 17	R: 0 E: 0 K: 1 S: 10	H: 1 LOB: 1 BB: 0 P: 11	R: 0 E: 0 K: 1 S: 8	H: 1 LOB: 2 BB: 1 P: 16	R: 1 E: 0 K: 0 S: 15	H: 2 LOB: 1 BB: 0 P: 19	R: 1 E: 0 K: 0 S: 9	H: 1 LOB: 2 BB: 2 P: 21	R: 1 E: 0 K: 0 S: 8	H: 2 LOB: 1 BB: 1 P: 17	R: 0 E: 0 K: 1 S: 8	H: 0 LOB: 0 BB: 0 P: 11		1B: 8 2B: 2 3B: 0 HR: 0	SF: 0 SAC: 0 DP: 1 HBP: 0	WP: 2 PB: 0 SB: 1 CS: 1
PITCHER Don Carman, L ERA: 4.41 Kent Tekulve, R ERA: 3.55 Steve Bedrosian, R ERA: 3.89	IP: 6.2 WLS: L BF: 31	H: 8 R: 3 ER: 3 SO: 3	BB: 2 IBB: 2 HBP: 0 BLK: 0	WP: 2 HR: 0 S: 68 P: 113	ERA: 4.05 WHIP: 1.500	PITCHER														

AB	29
R	1
H	6
RBI	1
BB	1
SO	4
LOB	11




AB	32
R	3
H	9
RBI	2
BB	4
SO	4
LOB	20

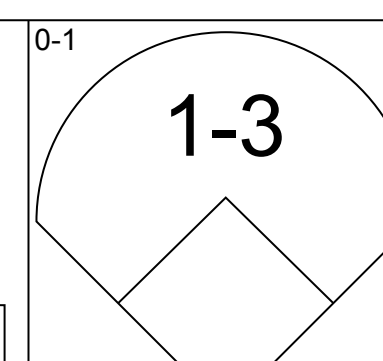
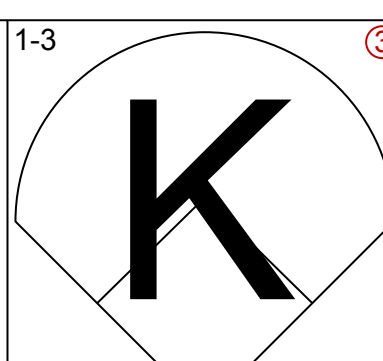
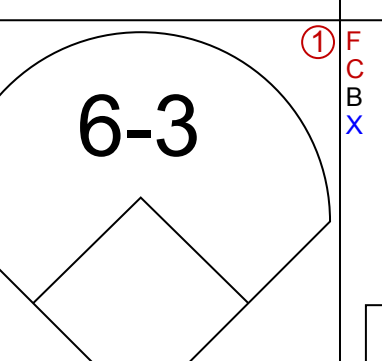
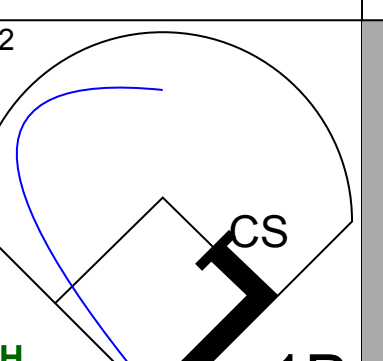
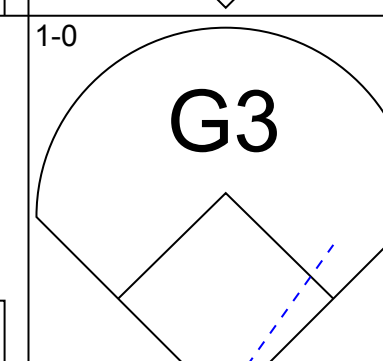
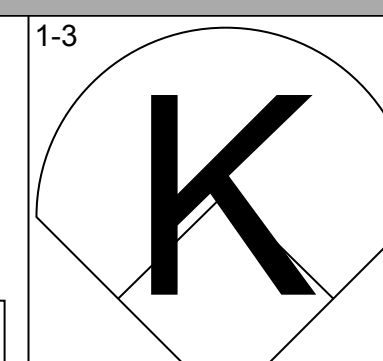
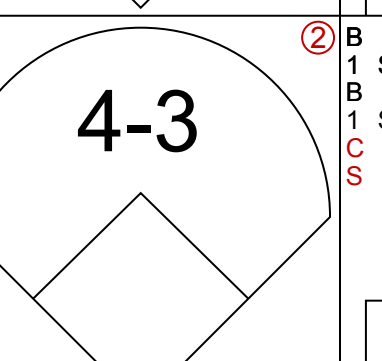
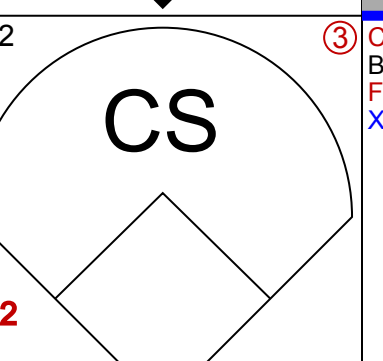
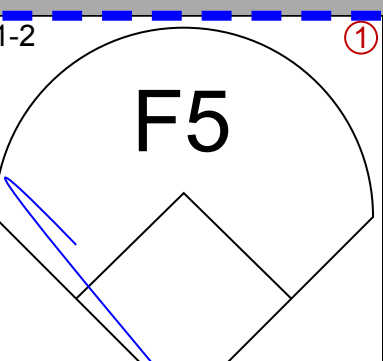
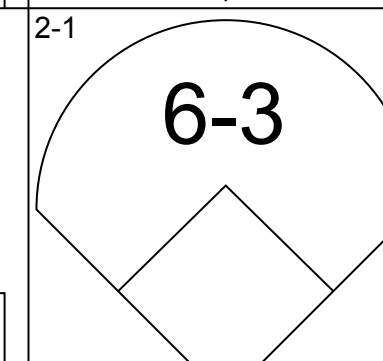
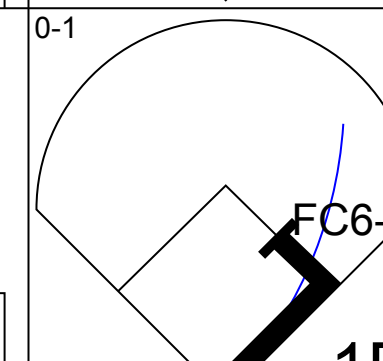
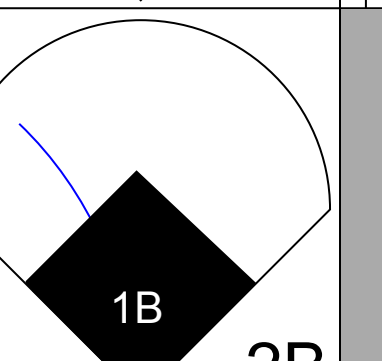
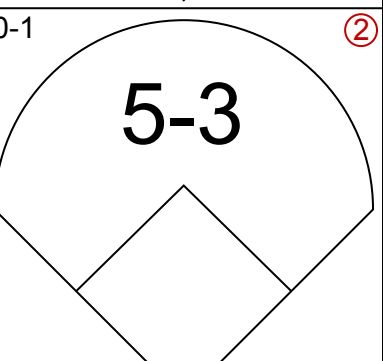
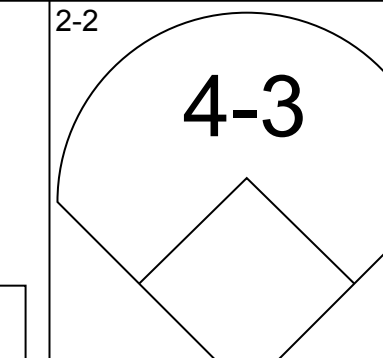
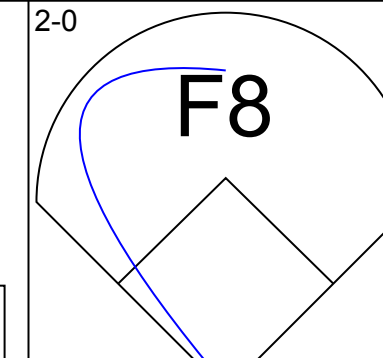
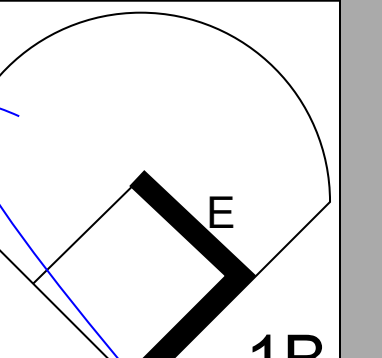
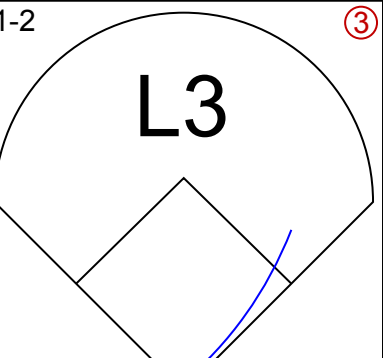

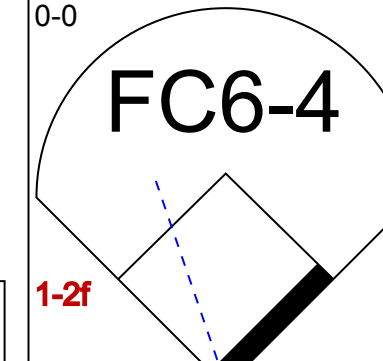
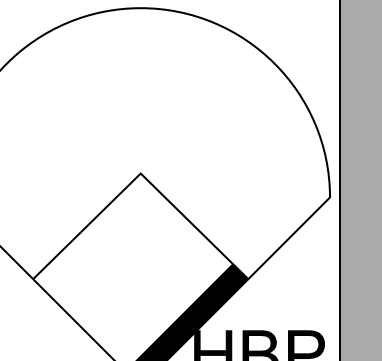


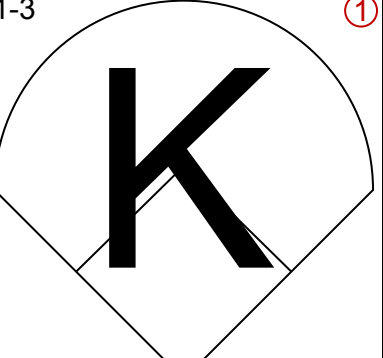
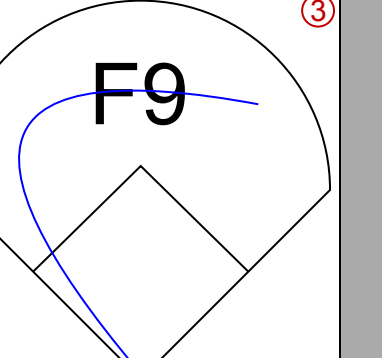

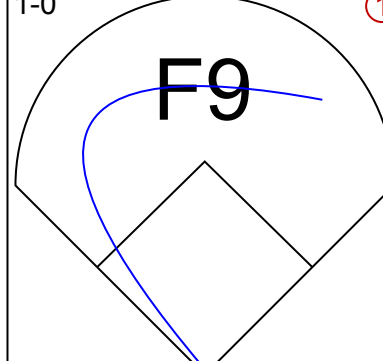
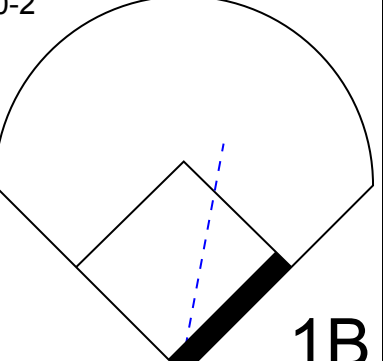
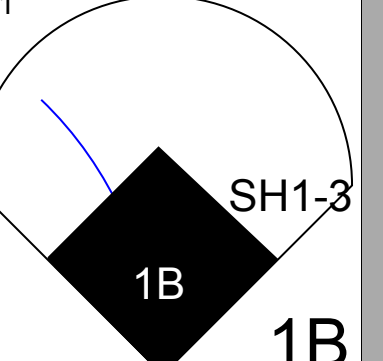

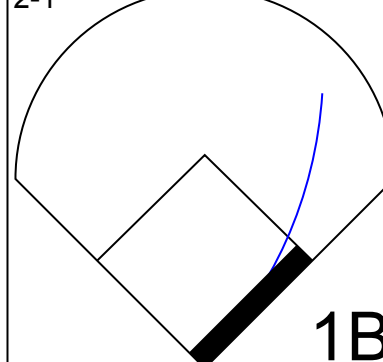
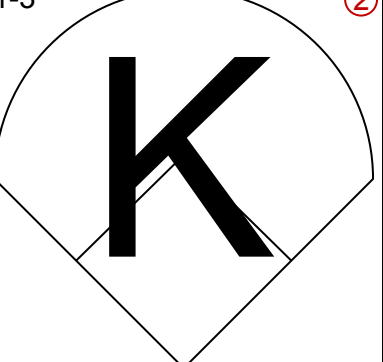
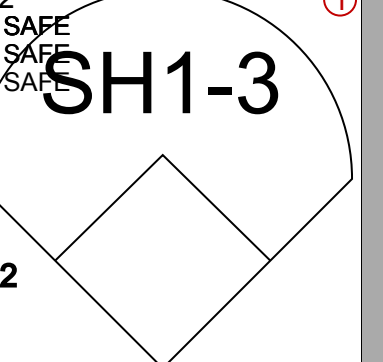

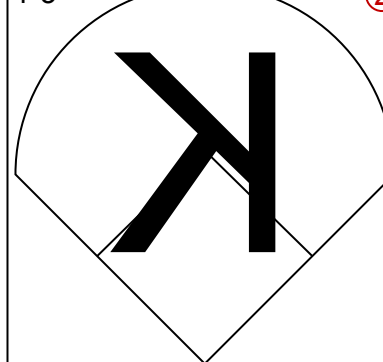
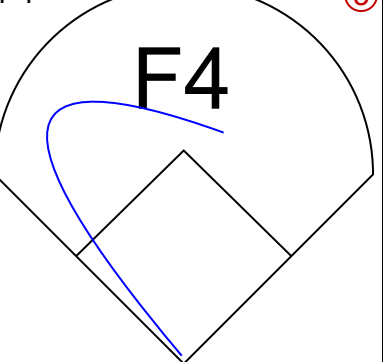
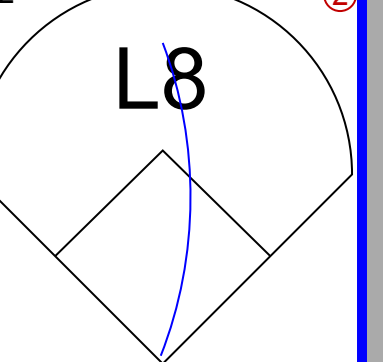


Batter	1	2	3	4	5	6	7	8	9	AB	R	H	RBI	BB	SO	LOB	TOP								
Tracy Jones, R OBP: 0.355, SLG: 0.359 (1, 7)										4	0	0	0	0	1	0									
Dave Martinez, L OBP: 0.312, SLG: 0.352 (1, 8) (8, 9)	 1B					 2B				4	1	2	0	0	1	0									
Andres Calarraga, R OBP: 0.356, SLG: 0.544 (1, 3)				 1B		 1B		 1B		4	1	3	0	0	1	1									
Hubie Brooks, R OBP: 0.317, SLG: 0.440 Jeff Parrett, R Tim Burke, R (1, 9) (8, 1) (9, 1)				 1B				 1-2		4	0	1	0	0	2	4									
Tim Wallach, R OBP: 0.305, SLG: 0.400 Rex Hudler, R OBP: 0.301, SLG: 0.417 (1, 5) (9, PR) (9, 4)		 1B						 FC6		4	0	2	0	0	1	4									
Tom Foley, L OBP: 0.322, SLG: 0.384 (1, 4) (9, 5)				 1-2		 3-H 2B				3	0	1	2	1	1	2									
Nelson Santovenia, R OBP: 0.282, SLG: 0.364 Graig Nettles, L OBP: 0.247, SLG: 0.264 Johnny Pinedes, R OBP: 0.282, SLG: 0.242 Mike Fitzgerald, R OBP: 0.340, SLG: 0.397 (1, 2) (9, PH) (9, PR) (9, 2)								 FC4		3	0	0	0	0	1	4									
Jeff Huson, L OBP: 0.370, SLG: 0.360 (1, 6)									 1-2	4	0	0	0	0	2										
Bryn Smith, R OBP: 0.143, SLG: 0.130 Tom O'Malley, L OBP: 0.333, SLG: 0.313 Andy McGaffigan, R Otis Nixon, S OBP: 0.302, SLG: 0.279 (1, 1) (7, PH) (7, 1) (8, 8)										2	0	0	0	0	1	0									
Inning Stats	R: 0 E: 0 K: 3 S: 17	H: 1 LOB: 1 BB: 0 P: 25	R: 0 E: 0 K: 2 S: 12	H: 1 LOB: 0 BB: 0 P: 17	R: 0 E: 0 K: 0 S: 8	H: 0 LOB: 0 BB: 0 P: 13	R: 0 E: 0 K: 1 S: 11	H: 2 LOB: 3 BB: 1 P: 21	R: 0 E: 0 K: 1 S: 9	H: 0 LOB: 0 BB: 0 P: 11	R: 2 E: 0 K: 1 S: 17	H: 3 LOB: 1 BB: 0 P: 24	R: 0 E: 0 K: 0 S: 8	H: 0 LOB: 0 BB: 0 P: 12	R: 0 E: 0 K: 1 S: 10	H: 1 LOB: 0 BB: 0 P: 14	R: 1 E: 0 K: 0 S: 12	H: 1 LOB: 2 BB: 0 P: 17	1B: 7 2B: 2 3B: 0 HR: 0	SF: 0 SAC: 0 DP: 1 HBP: 0	WP: 1 PB: 0 SB: 1 CS: 1	PA: 36			
PITCHER	IP	WLS	BF	H	R	ER	SO	BB	IBB	HBP	BLK	WP	HR	S	P	ERA	WHIP								
Kevin Gross, R ERA: 3.67 Kent Tekulve, R ERA: 3.99 (1, 1) (8, 1)	7.0		28	7	2	2	8	1	0	0	0	1	0	82	123	2.57	1.143								
2.0	L	8	2	1	1	1	1	0	0	0	0	0	0	22	31	4.50	1.000								

Montreal Expos @ Philadelphia Phillies
Veterans Stadium, Philadelphia, PA
Fri Sep 23 1988, 7:05 PM EDT
Att: 13,386 - Unknown - 74 F

AB 35
R 3
H 9
RBI 3
BB 1
SO 9
LOB 20



Batter	1	2	3	4	5	6	7	8	9	AB	R	H	RBI	BB	SO	LOB	BOTTOM								
Phil Bradley, R OBP: 0.341, SLG: 0.396 (1, 7)							 1B			4	0	1	1	0	1	1									
Ron Jones, L OBP: 0.306, SLG: 0.589 (1, 9)							 1-2			4	0	0	0	0	1	0									
Ricky Jordan, R OBP: 0.327, SLG: 0.498 (1, 3)				 1B		 2B				4	1	2	0	0	0	0									
Von Hayes, L OBP: 0.350, SLG: 0.412 (1, 8)						 1B				4	0	1	1	0	0	1									
Juan Samuel, R OBP: 0.296, SLG: 0.372 (1, 4)				 1-2				 BB		2	0	0	0	1	0	1									
Lance Parrish, R OBP: 0.298, SLG: 0.381 (1, 2)										4	0	0	0	0	2	3									
Chris James, R OBP: 0.281, SLG: 0.374 (1, 5)							 1B			4	1	2	0	0	0	1									
Steve Jeltz, S OBP: 0.294, SLG: 0.234 Greg Gross, L OBP: 0.231, SLG: 0.203 (1, 6) (9, PH)							 1-2			2	0	1	0	0	1	1									
Kevin Gross, R OBP: 0.211, SLG: 0.192 Keith Miller, S OBP: 0.235, SLG: 0.234 Kent Tekulve, R (1, 1) (7, PH) (8, 1)										2	0	0	0	0	1	2									
Inning Stats	R: 0 E: 0 K: 0 S: 5	H: 0 LOB: 0 BB: 0 P: 8	R: 0 E: 0 K: 1 S: 10	H: 0 LOB: 0 BB: 0 P: 14	R: 0 E: 0 K: 2 S: 10	H: 1 LOB: 1 BB: 0 P: 14	R: 0 E: 0 K: 1 S: 9	H: 1 LOB: 1 BB: 0 P: 11	R: 0 E: 0 K: 2 S: 12	H: 1 LOB: 1 BB: 0 P: 15	R: 1 E: 1 K: 0 S: 14	H: 2 LOB: 2 BB: 0 P: 20	R: 1 E: 0 K: 0 S: 15	H: 2 LOB: 0 BB: 0 P: 23	R: 0 E: 0 K: 0 S: 8	H: 0 LOB: 0 BB: 0 P: 10	R: 0 E: 0 K: 0 S: 4	H: 0 LOB: 1 BB: 1 P: 10	1B: 6 2B: 1 3B: 0 HR: 0	SF: 0 SAC: 1 DP: 0 HBP: 1	WP: 1 PB: 0 SB: 0 CS: 1	PA: 36			
PITCHER	IP	WLS	BF	H	R	ER	SO	BB	IBB	HBP	BLK	WP	HR	S	P	ERA	WHIP								
Bryn Smith, R ERA: 3.0 Andy McGaffigan, R ERA: 2.99 Jeff Parrett, R ERA: 2.69 Tim Burke, R ERA: 3.52 (1, 1) (7, 1) (8, 1) (9, 1)	6.0		24	5	1	1	6	0	0	0	0	0	0	60	82	1.50	0.833								
1.0	4	2	1	1	0	0	0	0	0	0	0	0	0	15	23	9.00	2.000								
1.1	W	5	0	0	0	0	1	0	0	0	0	0	0	9	15	0.00	0.750								
0.2	S	2	0	0	0	0	0	0	0	0	0	1	0	3	5	0.00	0.000								

Montreal Expos @ Philadelphia Phillies
Veterans Stadium, Philadelphia, PA
Fri Sep 23 1988, 7:05 PM EDT
Att: 13,386 - Unknown - 74 F

AB 32
R 2
H 7
RBI 2
BB 1
SO 6
LOB 12



Batter	1	2	3	4	5	6	7	8	9	AB	R	H	RBI	BB	SO	LOB	TOP			
Otis Nixon, S <small>OBP: 0.306, SLG: 0.285</small> 										2	1	1	0	1	0	0	Montreal Expos @ Philadelphia Phillies Veterans Stadium, Philadelphia, PA Sat Sep 24 1988, 7:05 PM EDT Att: 14,088 - Unknown - 64 F livebaseballscorecards.com			
Dave Martinez, L <small>OBP: 0.315, SLG: 0.354</small> 										3	0	2	0	0	0	0				
Andres Calarraga, R <small>OBP: 0.354, SLG: 0.541</small> 										3	0	0	1	0	0	3				
Hubie Brooks, R <small>OBP: 0.318, SLG: 0.442</small> 										2	0	1	0	0	0	0				
Graig Nettles, L <small>OBP: 0.253, SLG: 0.261</small> 										1	0	0	0	1	0	0				
Tom Foley, L <small>OBP: 0.320, SLG: 0.381</small> 										2	0	0	0	0	0	3				
Mike Fitzgerald, R <small>OBP: 0.335, SLG: 0.391</small> 										2	0	0	0	0	0	0				
Luis Rivera, R <small>OBP: 0.269, SLG: 0.314</small> 										2	0	0	0	0	0	0				
Pascual Perez, R <small>OBP: 0.105, SLG: 0.038</small> 										2	0	0	0	0	1	0				
Inning Stats	R: 0 E: 0 K: 0 S: 6	H: 0 LOB: 0 BB: 0 P: 9	R: 0 E: 0 K: 0 S: 5	H: 0 LOB: 0 BB: 0 P: 8	R: 0 E: 0 K: 1 S: 8	H: 0 LOB: 0 BB: 0 P: 12	R: 1 E: 0 K: 0 S: 10	H: 3 LOB: 2 BB: 1 P: 19	R: 0 E: 0 K: 0 S: 10	H: 0 LOB: 0 BB: 0 P: 12	R: 0 E: 0 K: 0 S: 7	H: 1 LOB: 2 BB: 1 P: 12					1B: 2 2B: 3 3B: 0 HR: 0	SF: 0 SAC: 0 DP: 1 HBP: 0	WP: 0 PB: 0 SB: 0 CS: 0	PA: 21
PITCHER	IP: 5.1 WLS: L BF: 21 ERA: 3.86	H: 4 R: 1 ER: 1 SO: 1	BB: 1 IBB: 1 HBP: 0 BLK: 0	WP: 0 HR: 0 S: 46 P: 72 ERA: 1.69 WHIP: 0.938	PITCHER				IP: 5.1 WLS: L BF: 21 ERA: 3.86	H: 4 R: 1 ER: 1 SO: 1	BB: 1 IBB: 1 HBP: 0 BLK: 0	WP: 0 HR: 0 S: 46 P: 72 ERA: 1.69 WHIP: 0.938								

Batter	1	2	3	4	5	6	7	8	9	AB	R	H	RBI	BB	SO	LOB	BOTTOM	
Phil Bradley, R <small>OBP: 0.340, SLG: 0.394</small> 										2	0	0	0	0	1	0	Montreal Expos @ Philadelphia Phillies Veterans Stadium, Philadelphia, PA Sat Sep 24 1988, 7:05 PM EDT Att: 14,088 - Unknown - 64 F livebaseballscorecards.com	
Ron Jones, L <small>OBP: 0.300, SLG: 0.577</small> 										2	0	0	0	0	0	0		
Ricky Jordan, R <small>OBP: 0.324, SLG: 0.494</small> 										2	0	0	0	0	1	0		
Von Hayes, L <small>OBP: 0.351, SLG: 0.411</small> 										1	0	0	0	1	1	0		
Juan Samuel, R <small>OBP: 0.295, SLG: 0.370</small> 										2	0	0	0	0	1	1		
Lance Parrish, R <small>OBP: 0.297, SLG: 0.379</small> 										2	0	0	0	0	2	1		
Chris James, R <small>OBP: 0.280, SLG: 0.372</small> 										2	0	0	0	0	1	1		
Steve Jeltz, S <small>OBP: 0.293, SLG: 0.233</small> 										1	0	0	0	0	1	0		
Alex Madrid, R <small>OBP: 0.293, SLG: 0.233</small> 										1	0	0	0	0	0	0		
Inning Stats	R: 0 E: 0 K: 0 S: 7	H: 0 LOB: 0 BB: 0 P: 9	R: 0 E: 0 K: 2 S: 10	H: 0 LOB: 1 BB: 1 P: 17	R: 0 E: 0 K: 2 S: 10	H: 0 LOB: 0 BB: 0 P: 14	R: 0 E: 0 K: 2 S: 7	H: 0 LOB: 0 BB: 0 P: 10	R: 0 E: 1 K: 1 S: 10	H: 0 LOB: 0 BB: 0 P: 13					1B: 0 2B: 0 3B: 0 HR: 0	SF: 0 SAC: 0 DP: 0 HBP: 0	WP: 0 PB: 0 SB: 1 CS: 1	PA: 17
PITCHER	IP: 5.0 WLS: W BF: 16 ERA: 2.49	H: 0 R: 0 ER: 0 SO: 8	BB: 1 IBB: 0 HBP: 0 BLK: 0	WP: 0 HR: 0 S: 44 P: 63 ERA: 0.00 WHIP: 0.200	PITCHER				IP: 5.0 WLS: W BF: 16 ERA: 2.49	H: 0 R: 0 ER: 0 SO: 8	BB: 1 IBB: 0 HBP: 0 BLK: 0	WP: 0 HR: 0 S: 44 P: 63 ERA: 0.00 WHIP: 0.200						

Batter	1	2	3	4	5	6	7	8	9	AB	R	H	RBI	BB	SO	LOB	TOP							
Otis Nixon, S <small>OBP: 0.308, SLG: 0.287</small> (1, 8)										5	0	2	0	0	1	3	Montreal Expos @ Philadelphia Phillies Veterans Stadium, Philadelphia, PA Sun Sep 25 1988, 3:33 AM EDT Att: 20,188 - Cloudy - 65 F							
Rex Hudler, R <small>OBP: 0.300, SLG: 0.413</small> (1, 4)										4	0	1	0	0	0	3								
Wallace Johnson, S <small>OBP: 0.384, SLG: 0.386</small> (8, PH)										0	1	0	0	1	0	0								
Jeff Huson, L <small>OBP: 0.370, SLG: 0.360</small> (8, 6)										0	0	0	0	0	0	0								
Andres Galarraga, R <small>OBP: 0.355, SLG: 0.541</small> (1, 3)										5	0	2	0	0	0	3								
Hubie Brooks, R <small>OBP: 0.322, SLG: 0.455</small> (1, 9)										4	2	3	3	1	1	1								
Tim Wallach, R <small>OBP: 0.303, SLG: 0.397</small> (1, 5)										5	0	0	0	0	2	6								
Mike Fitzgerald, R <small>OBP: 0.344, SLG: 0.390</small> (1, 7)										3	1	1	0	2	0	5								
Joe Hesketh, R (8, 1)										0	0	0	0	0	0	0								
Nelson Santovenia, R <small>OBP: 0.294, SLG: 0.360</small> (1, 2)										3	0	0	0	2	1	2								
Luis Rivera, R <small>OBP: 0.270, SLG: 0.317</small> (1, 6)										3	1	1	0	0	0	3								
Tom Foley, L <small>OBP: 0.319, SLG: 0.379</small> (7, PH)										2	0	0	0	0	1	1								
Dennis Martinez, R <small>OBP: 0.213, SLG: 0.218</small> (3, 1)										1	0	1	0	0	0	0								
Tracy Jones, R <small>OBP: 0.285, SLG: 0.371</small> (5, PH)										1	0	0	2	0	0	0								
Jeff Parrett, R (5, 1)										0	0	0	0	0	0	0								
Graig Nettles, L <small>OBP: 0.299, SLG: 0.359</small> (7, PH)										1	0	0	0	0	0	1								
Andy McGaffigan, R (7, 1)										0	0	0	0	0	0	0								
Dave Martinez, L <small>OBP: 0.334, SLG: 0.353</small> (8, 7)										1	0	0	0	0	1	0								
Inning Stats	R: 0 E: 0 K: 1 S: 10	H: 2 LOB: 3 BB: 1 P: 21	R: 0 E: 0 K: 0 S: 11	H: 1 LOB: 2 BB: 1 P: 18	R: 1 E: 0 K: 0 S: 11	H: 2 LOB: 2 BB: 1 P: 22	R: 0 E: 0 K: 1 S: 9	H: 1 LOB: 1 BB: 0 P: 14	R: 3 E: 0 K: 0 S: 14	H: 3 LOB: 1 BB: 1 P: 24	R: 0 E: 0 K: 1 S: 10	H: 1 LOB: 1 BB: 0 P: 15	R: 0 E: 0 K: 0 S: 11	H: 0 LOB: 1 BB: 1 P: 21	R: 1 E: 0 K: 2 S: 17	H: 2 LOB: 2 BB: 1 P: 30	R: 0 E: 0 K: 3 S: 10	H: 0 LOB: 0 BB: 0 P: 14	1B: 7 2B: 2 3B: 1 HR: 2	SF: 0 SAC: 0 DP: 0 HBP: 0	WP: 0 PB: 0 SB: 2 CS: 0	PA: 45		
PITCHER	IP WLS BF H R ER SO BB IBB HBP BLK WP HR S P ERA WHIP																							
Shane Rawley, L <small>ERA: 4.18</small> (1, 1)	5.0	W	28	9	4	4	2	4	0	0	0	0	0	2	55	99	7.20	2.600						
Mike Maddux, R <small>ERA: 3.95</small> (6, 1)	2.1		11	2	1	1	2	2	0	0	0	0	0	0	29	50	3.86	1.714						
Steve Bedrosian, R <small>ERA: 3.8</small> (8, 1)	1.2	S	6	1	0	0	4	0	0	0	0	0	0	0	19	30	0.00	0.600						

AB	39
R	5
H	12
RBI	5
BB	6
SO	8
LOB	28



Batter	1	2	3	4	5	6	7	8	9	AB	R	H	RBI	BB	SO	LOB	BOTTOM						
Phil Bradley, R <small>OBP: 0.343, SLG: 0.400</small> (1, 7)										5	1	4	1	0	0	0	Montreal Expos @ Philadelphia Phillies Veterans Stadium, Philadelphia, PA Sun Sep 25 1988, 3:33 AM EDT Att: 20,188 - Cloudy - 65 F						
Juan Samuel, R <small>OBP: 0.294, SLG: 0.369</small> (1, 4)										5	0	1	0	0	1	4							
Von Hayes, L <small>OBP: 0.351, SLG: 0.409</small> (1, 8)										4	2	1	0	1	0	3							
Ricky Jordan, R <small>OBP: 0.333, SLG: 0.510</small> (1, 3)										4	2	3	3	1	0	2							
Ron Jones, L <small>OBP: 0.295, SLG: 0.559</small> (1, 9)										5	0	1	1	0	1	5							
Chris James, R <small>OBP: 0.280, SLG: 0.373</small> (1, 5)										4	1	1	1	0	0	1							
John Russell, R <small>OBP: 0.289, SLG: 0.366</small> (1, 2)										2	1	1	1	1	0	1							
Steve Jeltz, S <small>OBP: 0.295, SLG: 0.235</small> (1, 6)										1	0	1	1	0	0	0							
Shane Turner, L <small>OBP: 0.276, SLG: 0.161</small> (4, 6)										2	1	0	0	1	1	1							
Shane Rawley, R <small>OBP: 0.121, SLG: 0.140</small> (1, 1)										1	0	0	0	0	0	2							
Tom Barrett, S <small>OBP: 0.293, SLG: 0.200</small> (5, PH)										1	0	0	0	0	1	0							
Mike Maddux, L <small>OBP: 0.174, SLG: 0.182</small> (6, 1)										1	0	0	0	0	1	1							
Steve Bedrosian, R (8, 1)										0	0	0	0	0	0	0							
Inning Stats	R: 4 E: 0 K: 0 S: 15	H: 5 LOB: 2 BB: 0 P: 20	R: 0 E: 1 K: 0 S: 11	H: 1 LOB: 2 BB: 0 P: 16	R: 2 E: 0 K: 0 S: 10	H: 2 LOB: 1 BB: 1 P: 20	R: 2 E: 0 K: 0 S: 11	H: 2 LOB: 0 BB: 1 P: 19	R: 0 E: 0 K: 1 S: 9	H: 0 LOB: 0 BB: 0 P: 12	R: 0 E: 0 K: 0 S: 14	H: 2 LOB: 1 BB: 0 P: 20	R: 0 E: 0 K: 2 S: 9	H: 0 LOB: 1 BB: 1 P: 19	R: 0 E: 1 K: 2 S: 9	H: 1 LOB: 2 BB: 1 P: 19	1B: 9 2B: 2 3B: 0 HR: 2	SF: 0 SAC: 1 DP: 1 HBP: 1	WP: 1 PB: 0 SB: 1 CS: 1	PA: 41			
PITCHER	IP WLS BF H R ER SO BB IBB HBP BLK WP HR S P ERA WHIP																						
Dennis Martinez, R <small>ERA: 2.72</small> (1, 1)	2.1	L	17	7	6	6	0	1	0	0	0	0	0	15	26	10.80	2.400						
Mike Smith, R <small>ERA: 3.12</small> (3, 1)	1.2		8	3	2	2	0	1	0	0	0	0	0	23	32	0.00	1.000						
Jeff Parrett, R <small>ERA: 2.63</small> (5, 1)	2.0		7	2	0	0	1	0	0	0	0	0	0	13	26	0.00	1.500						
Andy McGaffigan, R <small>ERA: 2.94</small> (7, 1)	1.1		6	1	0	0	3	1	0	0	0	0	0	5	12	0.00	0.000						
Joe Hesketh, L <small>ERA: 2.77</small> (8, 1)	0.2		3	0	0	0	1	0	1	0	0	0	0	5	12	0.00	0.000						

AB	35
R	8
H	13
RBI	8
BB	4
SO	5
LOB	20



Batter	1	2	3	4	5	6	7	8	9	AB	R	H	RBI	BB	SO	LOB	TOP										
Lenny Dykstra, L OBP: 0.319, SLG: 0.379	F9		G4-3		E2		F5			5	0	2	1	0	0	1	New York Mets @ Philadelphia Phillies Veterans Stadium, Philadelphia, PA Tue Sep 27 1988, 7:05 PM EDT Att: 19,259 - Unknown - 68 F										
Gregg Jefferies, S OBP: 0.375, SLG: 0.646	G6-3		F8				G3-1		K	4	0	0	0	1	1	3											
Keith Hernandez, L OBP: 0.330, SLG: 0.406 Barry Lyons, R OBP: 0.239, SLG: 0.307	F8				E6				F8	2	0	0	0	0	0	0											
Darryl Strawberry, L OBP: 0.361, SLG: 0.531 Lee Mazzilli, S OBP: 0.219, SLG: 0.159		F7		L4			P6		5-3	3	0	0	0	0	0	1											
Kevin McReynolds, R OBP: 0.339, SLG: 0.497 Mark Carreon, R OBP: 0.636, SLG: 1.111					K		E5			3	0	1	0	0	1	1											
Gary Carter, R OBP: 0.302, SLG: 0.361							L7			4	1	1	0	0	0	2											
Dave Magadan, L OBP: 0.391, SLG: 0.331									L7	0	0	0	0	0	0	0											
Howard Johnson, S OBP: 0.274, SLG: 0.427 Kevin Elster, R OBP: 0.285, SLG: 0.317									F8	3	1	0	0	0	1	3											
Tim Teufel, R OBP: 0.305, SLG: 0.343										1	0	0	0	0	0	0											
Ron Darling, R OBP: 0.200, SLG: 0.266 Keith Miller, R OBP: 0.274, SLG: 0.299 Roger McDowell, R OBP: 0.333, SLG: 0.667										2	0	1	0	0	0	1											
Inning Stats	R: 0 E: 0 K: 0 S: 5	H: 0 LOB: 0 BB: 0 P: 8	R: 0 E: 0 K: 1 S: 8	H: 1 LOB: 1 BB: 0 P: 11	R: 1 E: 0 K: 0 S: 6	H: 1 LOB: 0 BB: 0 P: 6	R: 0 E: 1 K: 1 S: 9	H: 0 LOB: 1 BB: 0 P: 14	R: 2 E: 2 K: 1 S: 15	H: 2 LOB: 2 BB: 1 P: 27	R: 0 E: 1 K: 0 S: 8	H: 0 LOB: 1 BB: 0 P: 11	R: 0 E: 0 K: 0 S: 8	H: 1 LOB: 1 BB: 0 P: 10	R: 1 E: 0 K: 0 S: 5	H: 1 LOB: 0 BB: 0 P: 6		R: 0 E: 0 K: 1 S: 11	H: 1 LOB: 2 BB: 1 P: 19	1B: 3 2B: 4 3B: 0 HR: 1	SF: 0 SAC: 1 DP: 1 HBP: 0	WP: 0 PB: 0 SB: 2 CS: 1	PA: 38				
PITCHER	IP	WLS	BF	H	R	ER	SO	BB	IBB	HBP	BLK	WP	HR	S	P	ERA		WHIP									
Don Carman, L ERA: 4.31	8.2		37	7	4	2	3	2	0	0	0	0	1	72	109	2.08	1.038										
Steve Bedrosian, R ERA: 3.79	0.1	W	1	0	0	0	1	0	0	0	0	0	0	3	3	0.00	0.000										

AB 35
R 4
H 7
RBI 3
BB 2
SO 4
LOB 15



Batter	1	2	3	4	5	6	7	8	9	AB	R	H	RBI	BB	SO	LOB	BOTTOM											
Phil Bradley, R OBP: 0.342, SLG: 0.397	HR		L9				F9			3	1	1	0	1	0	1	New York Mets @ Philadelphia Phillies Veterans Stadium, Philadelphia, PA Tue Sep 27 1988, 7:05 PM EDT Att: 19,259 - Unknown - 68 F											
Juan Samuel, R OBP: 0.295, SLG: 0.372	HR		E				F9			3	2	1	2	1	0	1												
Von Hayes, L OBP: 0.352, SLG: 0.409	FC6-4		E7				K			4	1	2	0	0	1	1												
Ron Jones, L OBP: 0.301, SLG: 0.550 Steve Bedrosian, R ERA: 3.79	K		SF7				K			3	0	0	1	0	2	1												
Lance Parrish, R OBP: 0.294, SLG: 0.374	L9		K				F8			4	0	0	0	0	1	1												
Chris James, R OBP: 0.281, SLG: 0.379	FC6-4						K			4	1	2	0	0	1	1												
Greg Gross, L OBP: 0.288, SLG: 0.203										4	0	1	0	0	0	1												
Steve Jeltz, S OBP: 0.295, SLG: 0.236 Tom Barrett, S OBP: 0.300, SLG: 0.212	F7									3	0	1	0	0	0	1												
Don Carman, L OBP: 0.049, SLG: 0.049 Bob Demier, R OBP: 0.337, SLG: 0.346	B2-6-4									1	0	1	1	0	0	0												
Inning Stats	R: 2 E: 0 K: 1 S: 10	H: 3 LOB: 1 BB: 0 P: 12	R: 0 E: 0 K: 0 S: 4	H: 1 LOB: 0 BB: 0 P: 4	R: 2 E: 1 K: 1 S: 15	H: 1 LOB: 0 BB: 1 P: 22	R: 0 E: 0 K: 0 S: 8	H: 1 LOB: 0 BB: 0 P: 14	R: 0 E: 0 K: 2 S: 8	H: 0 LOB: 0 BB: 0 P: 12	R: 0 E: 0 K: 0 S: 8	H: 1 LOB: 1 BB: 0 P: 12	R: 0 E: 0 K: 0 S: 5	H: 0 LOB: 0 BB: 0 P: 10	R: 1 E: 0 K: 0 S: 8	H: 2 LOB: 1 BB: 0 P: 13		1B: 8 2B: 0 3B: 0 HR: 1	SF: 1 SAC: 0 DP: 1 HBP: 0	WP: 0 PB: 0 SB: 0 CS: 0	PA: 35							
PITCHER	IP	WLS	BF	H	R	ER	SO	BB	IBB	HBP	BLK	WP	HR	S	P	ERA		WHIP										
Ron Darling, R ERA: 3.14	8.0		31	7	4	3	5	2	0	0	0	0	1	64	96	3.38		1.125										
Roger McDowell, R ERA: 2.69	0.2	L	4	2	1	1	0	0	0	0	0	0	0	8	13	13.50	3.000											

AB 32
R 5
H 9
RBI 4
BB 2
SO 5
LOB 10



Batter	1	2	3	4	5	6	7	8	9	AB	R	H	RBI	BB	SO	LOB	TOP										
Mookie Wilson, S OBP: 0.348, SLG: 0.436 (1, 8)	L7		G6-3			K	K		F7	5	0	0	0	0	2	4	New York Mets @ Philadelphia Phillies Veterans Stadium, Philadelphia, PA Wed Sep 28 1988, 7:05 PM EDT Att: 20,914 - Unknown - 65 F										
Wally Backman, S OBP: 0.383, SLG: 0.332 (1, 4)	F7			G6-3		F7				3	0	0	1	1	0	0											
Gregg Jefferies, S OBP: 0.370, SLG: 0.626 (1, 5)	K					4-3	L8			3	0	0	0	1	1	3											
Darryl Strawberry, L OBP: 0.364, SLG: 0.538 (1, 9)										3	1	2	1	0	1	1											
Kevin McReynolds, R OBP: 0.339, SLG: 0.502 Terry Leach, R OBP: 0.143, SLG: 0.214 Lenny Dykstra, L OBP: 0.303, SLG: 0.379 Bob McClure, R OBP: 0.344, SLG: 0.424 (1, 7) (7, 1) (8, PH) (8, 1)										3	1	1	1	0	0	2											
Howard Johnson, S OBP: 0.344, SLG: 0.424 (1, 6)										0	0	0	0	0	0	0											
Dave Magadan, L OBP: 0.392, SLG: 0.334 (1, 3)										0	0	0	0	1	0	0											
Mackey Sasser, L OBP: 0.302, SLG: 0.397 (1, 2)										3	0	0	0	1	2	2											
Dwight Gooden, R OBP: 0.185, SLG: 0.222 David West, L OBP: 1.008, SLG: 1.500 Lee Mazzilli, S OBP: 0.223, SLG: 0.158 (1, 1) (6, 1) (7, PH) (7, 7)										3	1	1	0	1	0	1											
Inning Stats	R: 0 E: 0 K: 1 S: 10	H: 0 LOB: 0 BB: 0 P: 17	R: 0 E: 0 K: 1 S: 7	H: 1 LOB: 0 BB: 0 P: 11	R: 0 E: 0 K: 0 S: 9	H: 1 LOB: 1 BB: 0 P: 10	R: 0 E: 0 K: 1 S: 7	H: 0 LOB: 1 BB: 1 P: 14	R: 0 E: 0 K: 0 S: 8	H: 0 LOB: 0 BB: 2 P: 19	R: 0 E: 0 K: 1 S: 5	H: 0 LOB: 0 BB: 0 P: 5	R: 3 E: 0 K: 1 S: 19	H: 4 LOB: 3 BB: 2 P: 34	R: 0 E: 0 K: 1 S: 10	H: 0 LOB: 1 BB: 0 P: 21		R: 0 E: 0 K: 0 S: 6	H: 0 LOB: 0 BB: 0 P: 7	1B: 2 2B: 2 3B: 0 HR: 2	SF: 0 SAC: 0 DP: 1 HBP: 1	WP: 0 PB: 0 SB: 2 CS: 3	PA: 37				
PITCHER	IP	WLS	BF	H	R	ER	SO	BB	IBB	HBP	BLK	WP	HR	S	P	ERA	WHIP										
Kevin Gross, R ERA: 3.69 Mike Maddux, R ERA: 3.64 (1, 1) (7, 1)	6.1	W	26	6	3	3	4	3	0	0	1	0	2	54	88	4.26	1.421										

AB	30
R	3
H	6
RBI	3
BB	6
SO	6
LOB	17



Batter	1	2	3	4	5	6	7	8	9	AB	R	H	RBI	BB	SO	LOB	BOTTOM										
Phil Bradley, R OBP: 0.341, SLG: 0.394 (1, 7)	2B	K		P4		F7	K			4	1	0	0	1	2	4	New York Mets @ Philadelphia Phillies Veterans Stadium, Philadelphia, PA Wed Sep 28 1988, 7:05 PM EDT Att: 20,914 - Unknown - 65 F										
Juan Samuel, R OBP: 0.397, SLG: 0.379 (1, 4)	G5-3		K		K	BLK	BLK		F8	5	3	3	0	0	2	0											
Von Hayes, L OBP: 0.355, SLG: 0.408 (1, 8)	G4-3		F7			G3-1	BLK		F8	3	1	1	0	2	0	1											
Ricky Jordan, R OBP: 0.335, SLG: 0.506 (1, 3)	G5-3					G3-1			G4-3	5	2	2	3	0	0	3											
Ron Jones, L OBP: 0.305, SLG: 0.570 (1, 9)	G4-3					G4-3			F8	5	1	2	3	0	0	3											
Lance Parrish, R OBP: 0.295, SLG: 0.373 (1, 2)	5-3		G6-3							4	1	1	1	1	1	2											
Chris James, R OBP: 0.285, SLG: 0.382 (1, 5)										4	0	3	0	0	1	1											
Steve Jeltz, S OBP: 0.297, SLG: 0.239 (1, 6)										4	0	2	1	0	1	2											
Kevin Gross, R OBP: 0.205, SLG: 0.187 Mike Maddux, L OBP: 0.167, SLG: 0.174 (1, 1) (7, 1)										2	0	0	0	0	2	3											
Inning Stats	R: 2 E: 0 K: 0 S: 10	H: 1 LOB: 1 BB: 2 P: 20	R: 0 E: 0 K: 1 S: 10	H: 1 LOB: 1 BB: 0 P: 12	R: 2 E: 0 K: 1 S: 11	H: 2 LOB: 0 BB: 0 P: 19	R: 0 E: 1 K: 2 S: 10	H: 1 LOB: 1 BB: 0 P: 15	R: 3 E: 0 K: 2 S: 14	H: 5 LOB: 2 BB: 0 P: 21	R: 1 E: 0 K: 0 S: 10	H: 1 LOB: 1 BB: 1 P: 17	R: 0 E: 0 K: 3 S: 15	H: 1 LOB: 2 BB: 1 P: 25	R: 1 E: 0 K: 1 S: 12	H: 2 LOB: 1 BB: 0 P: 21		1B: 10 2B: 3 3B: 0 HR: 1	SF: 0 SAC: 1 DP: 0 HBP: 0	WP: 1 PB: 0 SB: 2 CS: 0	PA: 42						
PITCHER	IP	WLS	BF	H	R	ER	SO	BB	IBB	HBP	BLK	WP	HR	S	P	ERA	WHIP										
Dwight Gooden, R ERA: 3.19 David West, L ERA: 3.0 Terry Leach, R ERA: 2.54 Bob McClure, L ERA: 5.65 (1, 1) (6, 1) (7, 1) (8, 1)	5.0	L	27	10	7	7	6	2	0	0	1	0	0	10	17	9.00	2.400										
Kevin Gross, R ERA: 2.54 Bob McClure, L ERA: 5.65 (1, 1) (7, 1) (8, 1)	1.0		5	2	1	1	1	0	0	0	0	0	0	15	25	0.00	2.000										



Batter	1	2	3	4	5	6	7	8	9	AB	R	H	RBI	BB	SO	LOB	TOP										
Phil Bradley, R OBP: 0.341, SLG: 0.392 (1, 7)										3	0	0	0	1	0	0											
Juan Samuel, R OBP: 0.295, SLG: 0.376 (1, 4)										4	0	0	0	0	2	1											
Von Hayes, L OBP: 0.354, SLG: 0.495 (1, 8)										3	0	0	0	1	0	1											
Ricky Jordan, R OBP: 0.330, SLG: 0.498 (1, 3)										4	0	0	0	0	0	1											
Ron Jones, L OBP: 0.306, SLG: 0.573 (1, 9)										3	1	1	0	0	0	0											
Lance Parrish, R OBP: 0.293, SLG: 0.370 (1, 2)										3	0	0	0	0	1	1											
Chris James, R OBP: 0.285, SLG: 0.387 (1, 5)									3	1	1	1	0	0	1		AB 28										
Steve Jeltz, S OBP: 0.295, SLG: 0.237 (1, 6)									2	0	0	1	0	0	0	0	R 2										
Alex Madrid, R (1, 1)									2	0	0	0	0	2	2		H 2										
Shane Turner, L OBP: 0.270, SLG: 0.156 (8, PH)										1	0	0	0	0	0	0	RBI 2										
Steve Bedrosian, R (8, 1)										0	0	0	0	0	0	0	BB 2										
Inning Stats	R: 0 E: 0 K: 0 S: 8	H: 0 LOB: 0 BB: 1 P: 13	R: 0 E: 0 K: 0 S: 5	H: 0 LOB: 0 BB: 0 P: 10	R: 1 E: 0 K: 1 S: 9	H: 1 LOB: 0 BB: 0 P: 13	R: 0 E: 0 K: 1 S: 5	H: 0 LOB: 0 BB: 0 P: 7	R: 1 E: 1 K: 1 S: 10	H: 1 LOB: 1 BB: 0 P: 14	R: 0 E: 0 K: 1 S: 11	H: 0 LOB: 0 BB: 0 P: 14	R: 0 E: 0 K: 1 S: 8	H: 0 LOB: 0 BB: 0 P: 12	R: 0 E: 0 K: 0 S: 7	H: 0 LOB: 1 BB: 1 P: 9	R: 0 E: 0 K: 0 S: 5	H: 0 LOB: 1 BB: 1 P: 11	1B: 0 2B: 1 3B: 0 HR: 1	SF: 0 SAC: 1 DP: 1 HBP: 0	WP: 0 PB: 0 SB: 0 CS: 0	PA: 31					
PITCHER	IP	WLS	BF	H	R	ER	SO	BB	IBB	HBP	BLK	WP	HR	S	P	ERA	WHIP										
Pascual Perez, R ERA: 2.44 (1, 1)	7.0	L	24	2	2	1	5	1	0	0	0	0	1	56	83	1.29	0.429										
Andy McGaffigan, R ERA: 2.76 (8, 1)	2.0		7	0	0	0	0	1	0	0	0	0	0	12	20	0.00	0.500										

Philadelphia Phillies @ Montreal Expos
Olympic Stadium, Montreal, QB
Fri Sep 30 1988, 7:05 PM EDT
Att. 7,362 - Dome - 70 F



Batter	1	2	3	4	5	6	7	8	9	AB	R	H	RBI	BB	SO	LOB	BOTTOM										
Otis Nixon, S OBP: 0.305, SLG: 0.284 (1, 7)										3	0	0	1	0	1	2											
Wallace Johnson, S OBP: 0.381, SLG: 0.376 (1, 3)										4	0	0	0	0	0	0											
Dave Martinez, L OBP: 0.309, SLG: 0.348 (1, 8)										3	0	1	0	1	0	0											
Hubie Brooks, R OBP: 0.318, SLG: 0.449 (1, 9)										4	0	0	0	0	1	2											
Tim Wallach, R OBP: 0.301, SLG: 0.389 (1, 5)										4	0	0	0	0	1	1											
Nelson Santovenia, R OBP: 0.291, SLG: 0.393 (1, 2)										4	0	2	0	0	1	1											
Rex Hudler, R OBP: 0.299, SLG: 0.410 (1, 4)										3	0	0	0	0	0	3	AB 30										
Tom Foley, L OBP: 0.323, SLG: 0.382 (9, PH)										1	0	0	0	0	0	0	R 1										
Jeff Huson, L OBP: 0.385, SLG: 0.371 (1, 6)										2	1	1	0	1	0	1	H 4										
Pascual Perez, R OBP: 0.103, SLG: 0.037 (1, 1)										1	0	0	0	0	0	1	RBI 1										
Graig Nettles, L OBP: 0.243, SLG: 0.250 (7, PH)										1	0	0	0	0	0	2	BB 2										
Andy McGaffigan, R (8, 1)										0	0	0	0	0	0	0	SO 4										
Inning Stats	R: 0 E: 0 K: 0 S: 8	H: 0 LOB: 0 BB: 0 P: 11	R: 0 E: 0 K: 0 S: 6	H: 1 LOB: 1 BB: 0 P: 11	R: 1 E: 0 K: 0 S: 7	H: 1 LOB: 0 BB: 0 P: 8	R: 0 E: 0 K: 0 S: 9	H: 1 LOB: 0 BB: 0 P: 11	R: 0 E: 0 K: 0 S: 6	H: 0 LOB: 0 BB: 0 P: 10	R: 0 E: 0 K: 0 S: 8	H: 0 LOB: 1 BB: 1 P: 16	R: 0 E: 0 K: 2 S: 14	H: 0 LOB: 1 BB: 1 P: 22	R: 0 E: 0 K: 2 S: 13	H: 0 LOB: 0 BB: 0 P: 15	1B: 3 2B: 2 3B: 0 HR: 0	SF: 1 SAC: 1 DP: 1 HBP: 0	WP: 0 PB: 0 SB: 1 CS: 0	PA: 34							
PITCHER	IP	WLS	BF	H	R	ER	SO	BB	IBB	HBP	BLK	WP	HR	S	P	ERA	WHIP										
Alex Madrid, R ERA: 2.76 (1, 1)	7.0	W	27	4	1	1	0	1	0	0	0	0	0	53	80	1.29	0.714										
Steve Bedrosian, R ERA: 3.66 (8, 1)	2.0	S	7	0	0	0	4	1	0	0	0	0	0	27	37	0.00	0.500										

Philadelphia Phillies @ Montreal Expos
Olympic Stadium, Montreal, QB
Fri Sep 30 1988, 7:05 PM EDT
Att. 7,362 - Dome - 70 F



