

Philadelphia Phillies - 1989

Batter	1	2	3	4	5	6	7	8	9	AB R H RBI BB SO LOB	TOP							
Bob Dernier, R OBP: 0.400, SLG: 0.308	3-2 E SF9 1B	1-1 1-3		4-2 E S BB		2-0 5-3		0-0 5-3		4 1 1 0 1 0 0	Philadelphia Phillies @ Chicago Cubs Wrigley Field, Chicago, IL Thu Apr 06 1989, 3:33 AM CDT Att: 6,364 - Sunny - 47 F							
Dickie Thon, R OBP: 0.286, SLG: 0.167	1-3 K	2-0 F9		3-2 L6			0-2 1B 2B 1B	2-2 1B 1B	5 2 2 0 0 1 2									
Tom Herr, S OBP: 0.533, SLG: 0.462	1 SAFE 1-2 SF9 E 1B		1-0 1B 1B		4-2 BB BB		2-1 1-3 2B 1B	2-3 K 1B	4 1 3 0 1 1 1									
Mike Schmidt, R OBP: 0.400, SLG: 0.857 Ron Jones, L OBP: 0.750, SLG: 1.167	0-0 E5 SF9 1B		0-1 FC6-4 E 1B		2-1 F7		1-1 1-H 3-H HR 2B	2-2 1B 1B	5 2 3 1 0 0 3 0 0 0 0 0 0 0									
Chris James, R OBP: 0.400, SLG: 0.643 Steve Jeltz, S	1-1 SF9		1-0 F8		1-3 K		0-1 2-H HR	1-2 1B 1B	4 1 2 4 0 1 2 0 0 0 0 0 0 0									
Von Hayes, L OBP: 0.697, SLG: 0.636	1-1 1B 1B		4-2 FC6-4 BB		4-2 BB		0-0 F6	0-0 1B 1B	3 1 2 2 2 0 0									
Ricky Jordan, R OBP: 0.571, SLG: 0.590 Steve Bedrosian, R	0-2 FC5-4 1B		0-1 FC6-4 1-2 2-3		0-0 F9		0-1 5-3	2-2 1B 1B	5 0 2 1 0 0 4 0 0 0 0 0 0 0									
Steve Lake, R	1-2 FC5-4 1-2		0-1 F9		2-0 F8		1-3 K	0-2 F4	5 0 0 0 0 1 4									
Steve Ontiveros, R Dwayne Murphy, L		1-0 4-3		0-0 1-3		2-1 6-3	1-2 1-3		4 0 0 0 0 0 0 0 0 0 0 0 0 0									
Inning Stats	R: 4 H: 4 E: 1 K: 1 S: 22	H: 4 R: 7 ER: 3 LOB: 1 BB: 0 P: 32	R: 0 H: 2 E: 1 K: 0 S: 8	H: 2 R: 14 ER: 2 LOB: 1 BB: 1 P: 14	R: 0 H: 0 E: 0 K: 0 S: 8	H: 0 R: 15 ER: 1 LOB: 2 BB: 2 P: 22	R: 0 H: 0 E: 0 K: 0 S: 4	H: 0 R: 10 ER: 0 LOB: 0 BB: 0 P: 10	R: 3 H: 4 E: 0 K: 0 S: 12	H: 4 R: 15 ER: 0 LOB: 0 BB: 0 P: 15		R: 0 H: 0 E: 0 K: 1 S: 7	H: 0 R: 9 ER: 0 LOB: 0 BB: 0 P: 9	R: 1 H: 5 E: 0 K: 1 S: 23	H: 5 R: 32 ER: 1 LOB: 3 BB: 0 P: 32	1B: 13 2B: 1 3B: 0 HR: 1	SF: 1 SAC: 0 DP: 0 HBP: 0	WP: 0 PB: 0 SB: 1 CS: 0
PITCHER	IP WLS BF H R ER SO BB IBB HBP BLK WP HR S P ERA WHIP											PITCHER	IP WLS BF H R ER SO BB IBB HBP BLK WP HR S P ERA WHIP					
Paul Kilgus, L ERA: 3.86	(1, 1) 7.0 L 34 10 7 3 2 4 0 0 0 0 0 1 69 116 3.86 2.000																	
Jeff Pico, R ERA: 20.25	(8, 1) 1.0 3 0 0 0 1 0 0 0 0 0 0 0 7 9 0.00 0.000																	
Mitch Williams, L ERA: 3.38	(9, 1) 1.0 7 5 1 1 1 0 0 0 0 0 0 0 23 32 9.00 5.000																	

AB	39
R	8
H	15
RBI	8
BB	4
SO	4
LOB	16



Batter	1	2	3	4	5	6	7	8	9	AB R H RBI BB SO LOB	BOTTOM							
Jerome Walton, R OBP: 0.333, SLG: 0.583	0-0 6-3		3-1 HR		0-2 5-3			2-1 L9		4 1 1 1 0 0 2	Philadelphia Phillies @ Chicago Cubs Wrigley Field, Chicago, IL Thu Apr 06 1989, 3:33 AM CDT Att: 6,364 - Sunny - 47 F							
Mitch Webster, S OBP: 0.417, SLG: 0.400	1-2 FC6-4 1B		1-0 4-3		2-3 K		1-2 23 E 2B	1-3 2B	4 1 2 0 0 1 0									
23 Ryne Sandberg, R OBP: 0.250, SLG: 0.333	3-3 K		1-1 5-3		0-0 F8		0-0 E5	2-H 3-H L5	4 0 0 0 0 1 1									
Andre Dawson, R OBP: 0.333, SLG: 0.636 Mitch Williams, L	2-1 FC6-4 1-2		1-2 F7		0-2 F8		0-0 L5		4 0 0 0 0 0 2 0 0 0 0 0 0 0									
Mark Grace, L OBP: 0.250, SLG: 0.273		0-1 6-3		4-0 FC5-4 BB		1-2 1-3		1-2 5-3	3 0 0 0 1 0 0									
Vance Law, R OBP: 0.167, SLG: 0.091		1-0 4-3		0-0 FC5-4 1-2		0-1 L4		1-0 L3	4 0 0 0 0 0 1									
Shawon Dunston, R OBP: 0.192, SLG: 0.111 Jeff Pico, R		3-3 K			0-0 S 1B		0-1 B1-3	1-1 F7	3 0 1 0 0 1 0 0 0 0 0 0 0 0									
Rick Wrona, R Phil Stephenson, L									1 0 0 0 0 0 0									
Joe Girardi, R OBP: 0.556, SLG: 0.500 Gary Varsho, L OBP: 1.000, SLG: 1.000			0-2 1-3		0-3 K		1-0 FC4-6 1B		2 0 0 0 0 1 1 1 0 1 0 0 0 0									
Paul Kilgus, L Curtis Wilkerson, S			2-2 6-3		1-3 K		0-0 FC4-6 2B 23 E		2 0 0 0 0 1 1 1 1 0 0 0 0 1									
Inning Stats	R: 0 H: 1 E: 0 K: 1 S: 11	H: 0 R: 3 ER: 1 LOB: 0 BB: 0 P: 17	R: 1 H: 1 E: 0 K: 0 S: 10	H: 1 R: 16 ER: 0 LOB: 0 BB: 0 P: 16	R: 0 H: 0 E: 0 K: 0 S: 6	H: 0 R: 12 ER: 0 LOB: 1 BB: 1 P: 12	R: 0 H: 0 E: 0 K: 1 S: 8	H: 0 R: 10 ER: 0 LOB: 0 BB: 0 P: 10	R: 0 H: 0 E: 0 K: 0 S: 7	H: 0 R: 8 ER: 0 LOB: 0 BB: 0 P: 8	R: 2 H: 2 E: 1 K: 0 S: 9	H: 2 R: 13 ER: 1 LOB: 1 BB: 0 P: 13	R: 0 H: 0 E: 0 K: 0 S: 6	H: 0 R: 9 ER: 0 LOB: 0 BB: 0 P: 9	1B: 3 2B: 1 3B: 0 HR: 1	SF: 0 SAC: 0 DP: 0 HBP: 0	WP: 0 PB: 0 SB: 1 CS: 0	PA: 34
PITCHER	IP WLS BF H R ER SO BB IBB HBP BLK WP HR S P ERA WHIP											PITCHER	IP WLS BF H R ER SO BB IBB HBP BLK WP HR S P ERA WHIP					
Steve Ontiveros, R ERA: 1.13	(1, 1) 8.0 W 31 5 3 1 5 1 0 0 0 0 0 0 0 67 97 1.12 0.750																	
Steve Bedrosian, R ERA:	(9, 1) 1.0 3 0 0 0 0 0 0 0 0 0 0 0 6 9 0.00 0.000																	


AB	33
R	3
H	5
RBI	1
BB	1
SO	5
LOB	9



Batter	1	2	3	4	5	6	7	8	9	AB	R	H	RBI	BB	SO	LOB	TOP
Vince Coleman, S OBP: 0.333, SLG: 0.316 (1, 7)	2-2 BB 1B 2B 1B	0-1 G6-3 1B		1-1 1B 2B 1B	1-3 K		4-2 1B HR BB		1-3 K	5	3	3	1	1	2	0	
Terry Pendleton, S OBP: 0.474, SLG: 0.375 (1, 5)	0-2 BB 2B 1B	1-0 G6-3		0-1 2B 1B 1B	1-0 F8		1-1 HR 1B		3-2 L4	6	3	3	2	0	0	1	
Pedro Guerrero, R OBP: 0.389, SLG: 0.750 Jim Lindeman, R (7, 3)	4-0 2B 1B 2B	0-0 G6-3		3-1 1B 2B 2B		0-3 K	3-1 HR		0-0 F7	4	2	2	4	1	1	1	
Tom Brunansky, R OBP: 0.278, SLG: 0.438 Cris Carpenter, R Tom Pagnozzi, R (8, 2)	1-0 P6		1-0 G1-3 1B 2B	0-1 2B G6-3 1B		0-0 F8	1-1 P2			5	2	2	1	0	0	3	
Tony Peña, R OBP: 0.389, SLG: 0.556 Don Heinkel, L (8, 1)	3-3 K		0-1 G1-3	0-2 G6-3 2B		1-2 G5-3		2-2 1B 2B		5	1	2	1	0	1	4	
José Oquendo, S OBP: 0.222, SLG: 0.235 (1, 6)	2-0 1B 2B		1-2 2B SF8 1B	1-3 3H 4-1 G6-3 BB		0-0 G3	0-0 WP 1B			4	1	3	4	1	0	0	
Milt Thompson, L OBP: 0.364, SLG: 0.455 (1, 8)	0-3 K		0-1 SF8 2B	3-2 G6-3		2-1 G6-3 1B	1-0 P6			5	1	2	0	0	1	5	
Tim Jones, L OBP: 0.278, SLG: 0.375 (1, 4)		2-1 SH5-3 1B 2B	3-2 SF8	2-3 K		3-1 1B G6-3	3-3 K			4	2	2	1	0	2	2	
Joe Magrane, R John Morris, L OBP: 0.500, SLG: 0.500 (7, 9)		0-0 SH5-3	1-1 F7		0-3 K		0-0 G6-3	2-2 G4-3		3	0	0	0	0	1	3	
Inning Stats	R: 2 H: 3 E: 0 K: 2 S: 16	H: 3 R: 1 ER: 0 LOB: 1 BB: 1 P: 28	R: 2 H: 3 E: 0 K: 0 S: 14	R: 4 H: 5 E: 0 K: 1 S: 18	R: 0 H: 0 E: 0 K: 1 S: 9	R: 0 H: 0 E: 0 K: 1 S: 7	R: 5 H: 4 E: 0 K: 0 S: 15	R: 1 H: 2 E: 0 K: 1 S: 12	R: 0 H: 0 E: 0 K: 1 S: 7	1B: 11 2B: 7 3B: 0 HR: 1	SF: 1 SAC: 1 DP: 1 HBP: 0	WP: 1 PB: 0 SB: 0 CS: 0	PA: 48				
PITCHER	IP WLS BF H R ER SO BB IBB HBP BLK WP HR S P ERA WHIP	IP WLS BF H R ER SO BB IBB HBP BLK WP HR S P ERA WHIP	IP WLS BF H R ER SO BB IBB HBP BLK WP HR S P ERA WHIP	IP WLS BF H R ER SO BB IBB HBP BLK WP HR S P ERA WHIP	IP WLS BF H R ER SO BB IBB HBP BLK WP HR S P ERA WHIP	IP WLS BF H R ER SO BB IBB HBP BLK WP HR S P ERA WHIP	IP WLS BF H R ER SO BB IBB HBP BLK WP HR S P ERA WHIP	IP WLS BF H R ER SO BB IBB HBP BLK WP HR S P ERA WHIP	IP WLS BF H R ER SO BB IBB HBP BLK WP HR S P ERA WHIP								

St. Louis Cardinals @ Philadelphia Phillies
Veterans Stadium, Philadelphia, PA
 Sun Apr 09 1989, 3:33 AM EDT
 Att: 31,631 - Cloudy - 58 F

AB 43
R 15
H 19
RBI 14
BB 3
SO 8
LOB 20

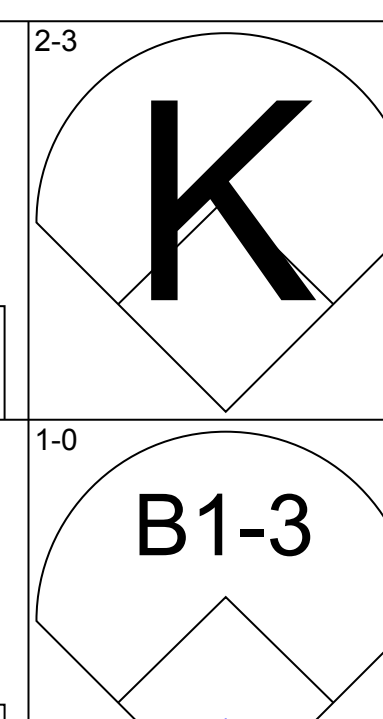
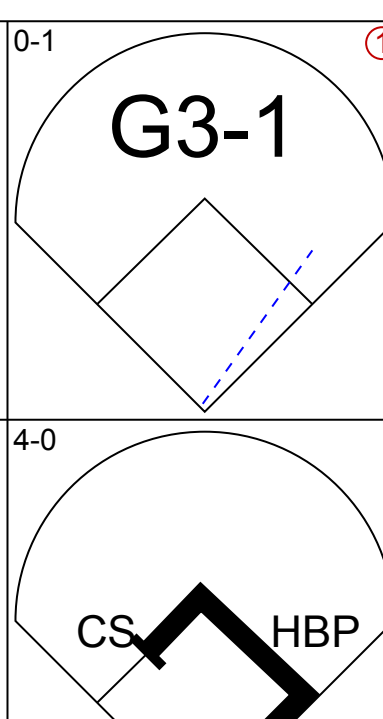
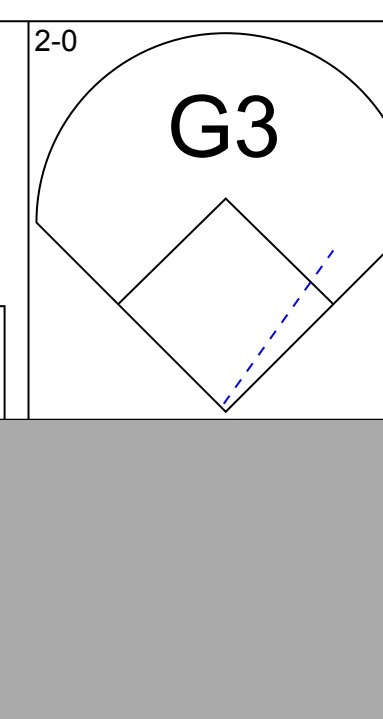
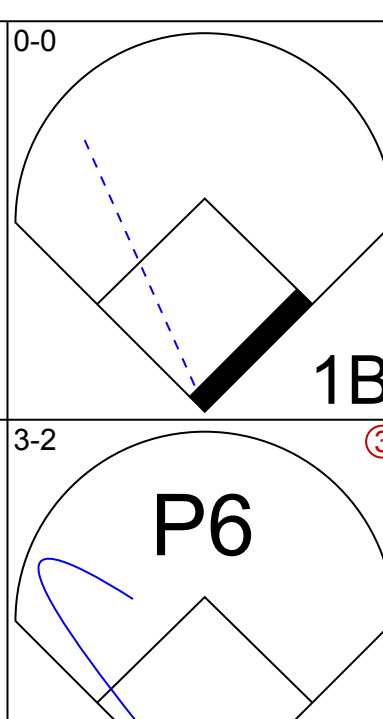
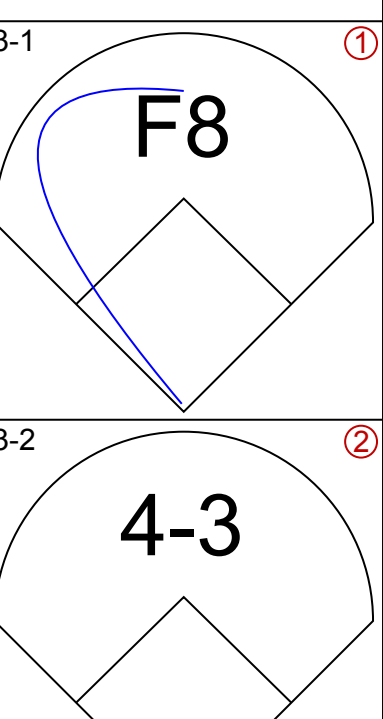
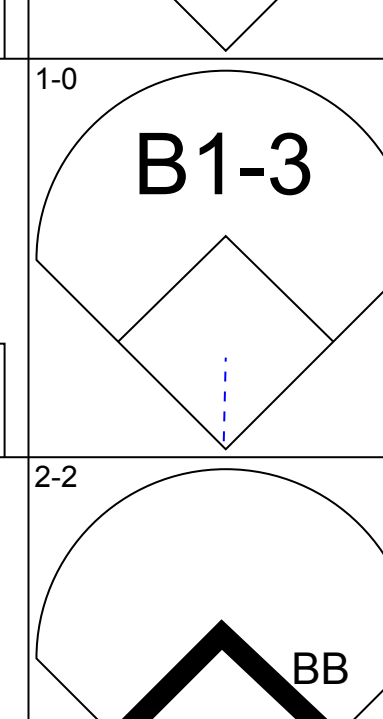
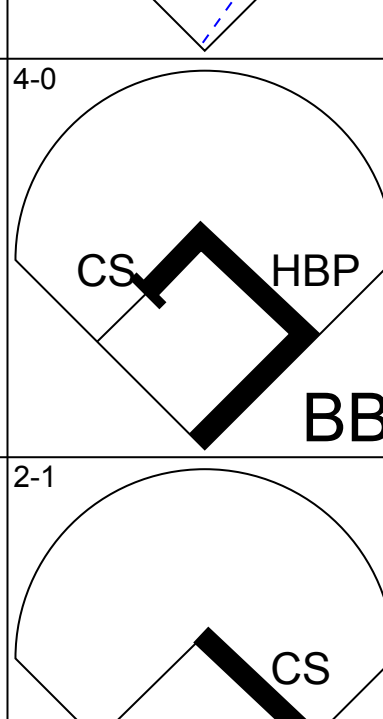
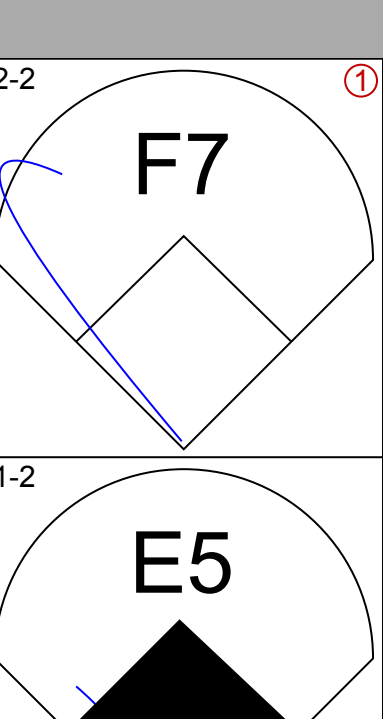
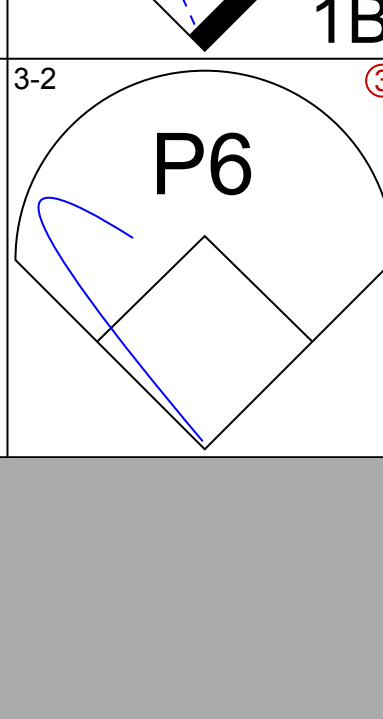
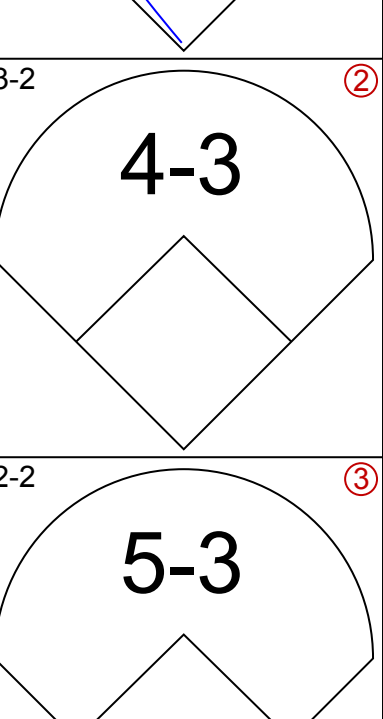
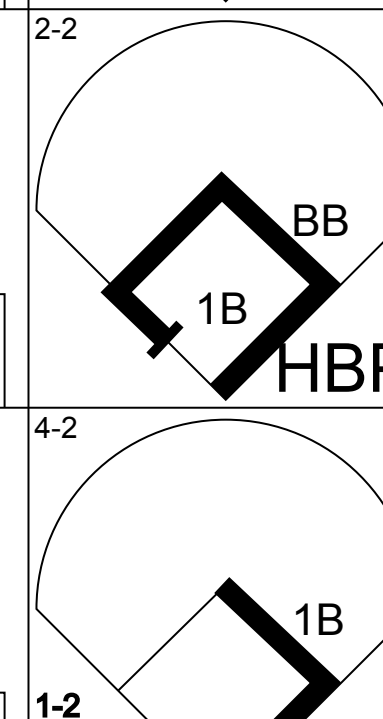
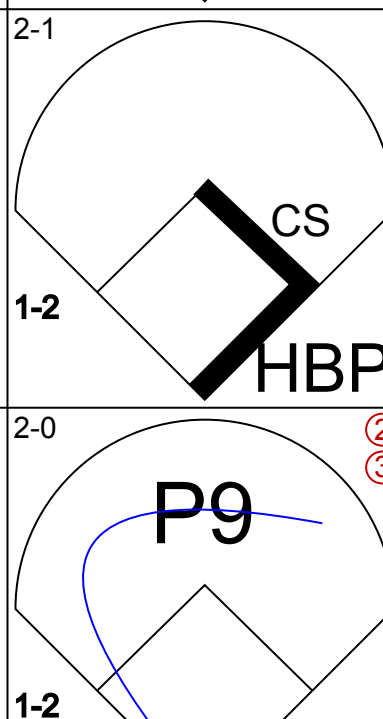
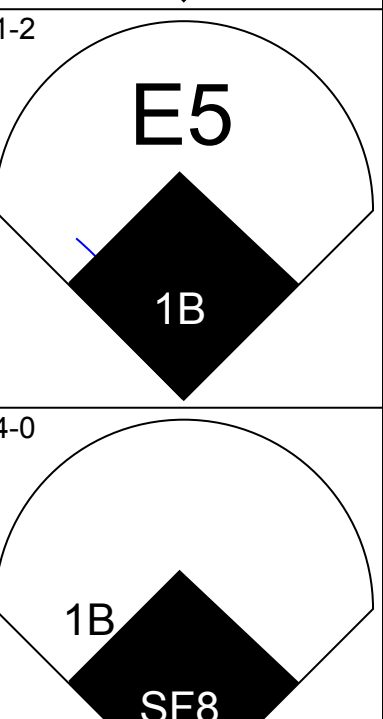
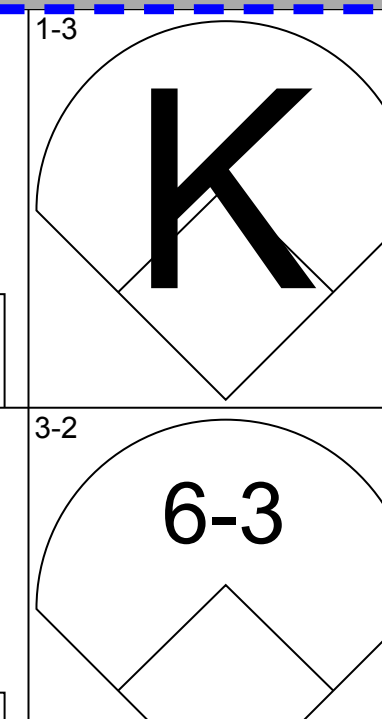
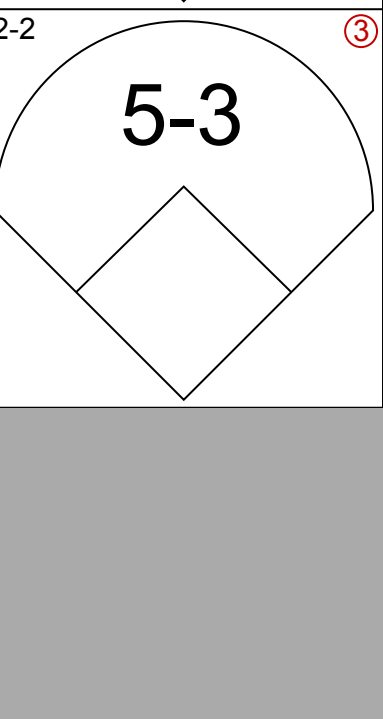
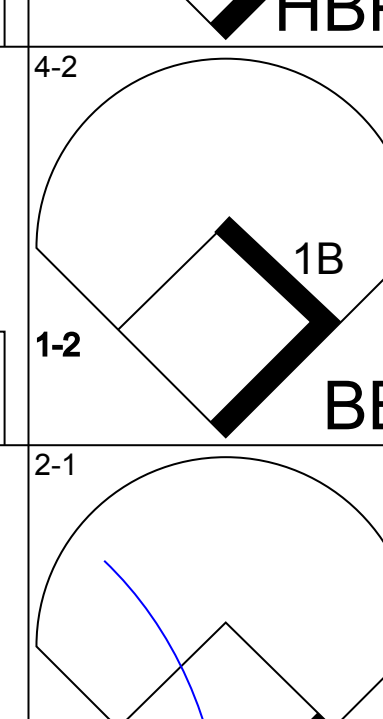
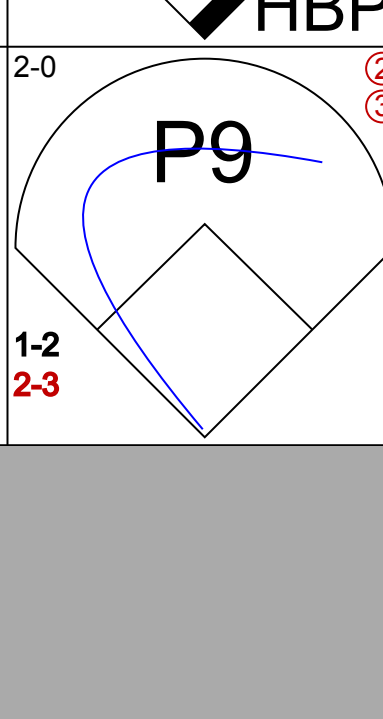
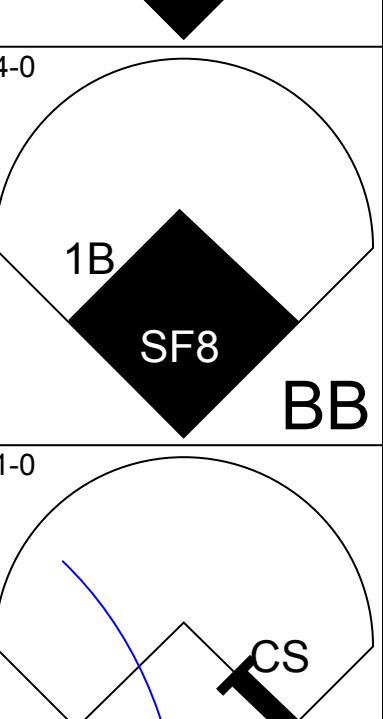
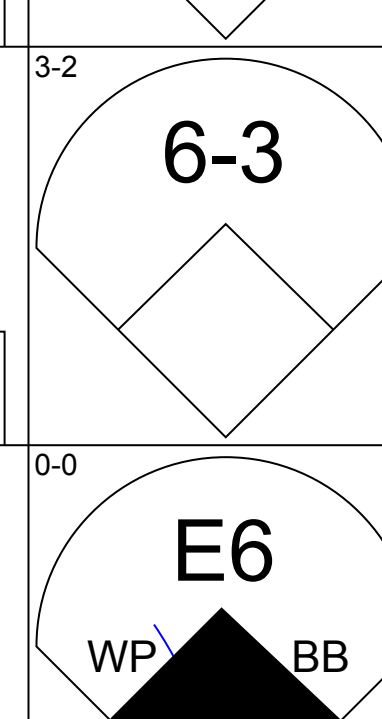
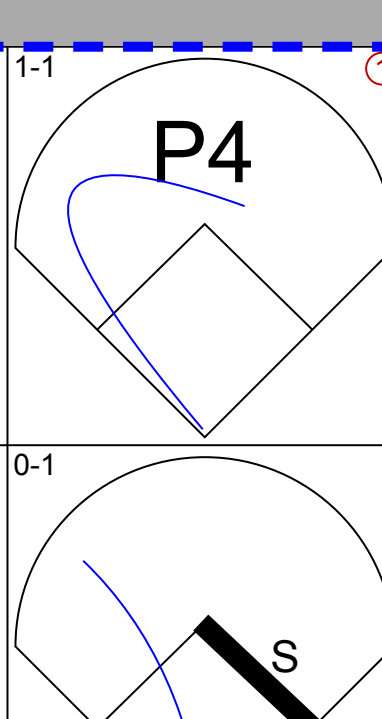
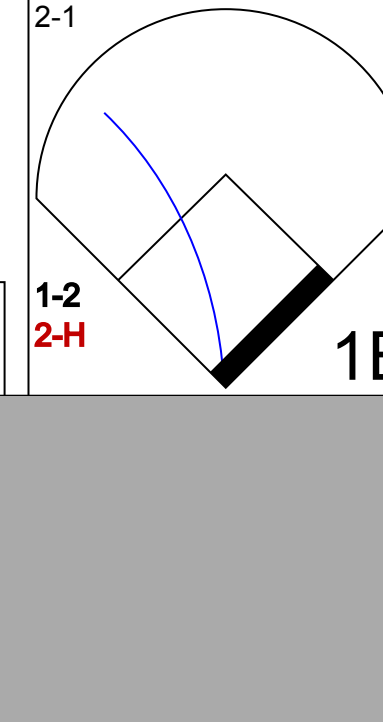
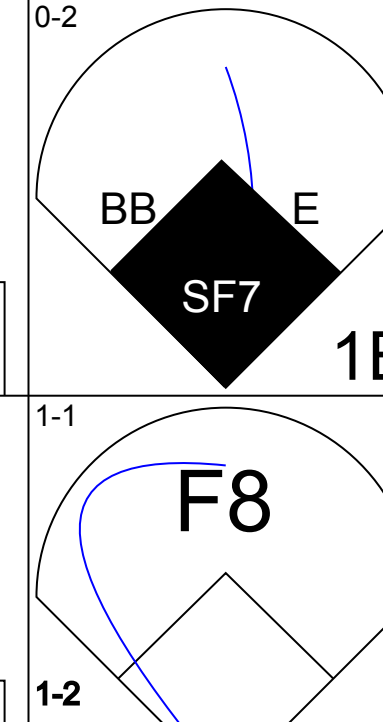
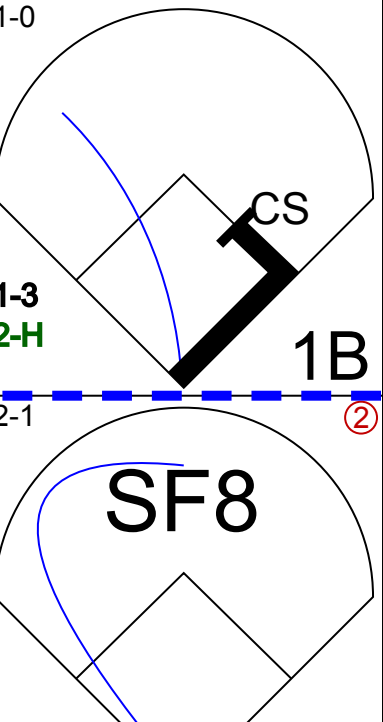
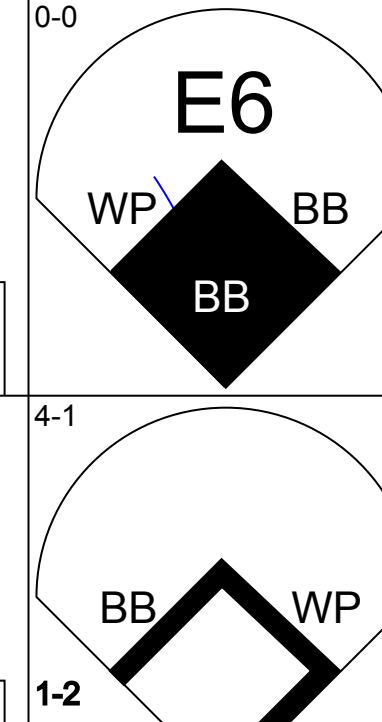
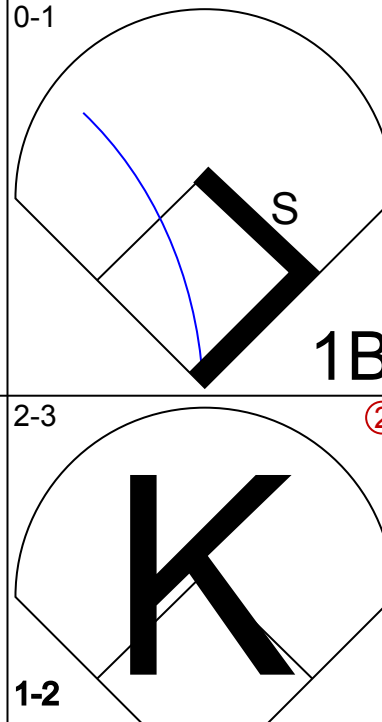
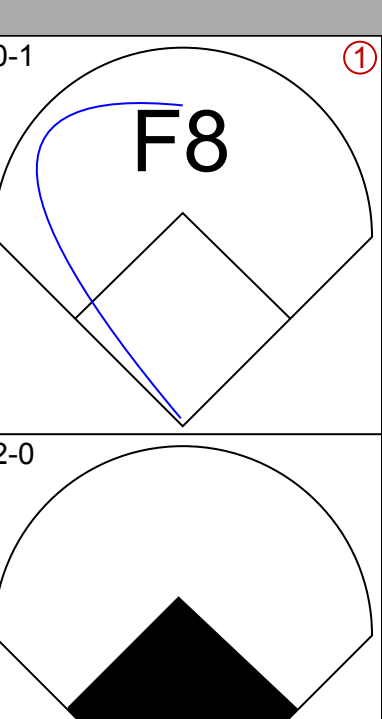
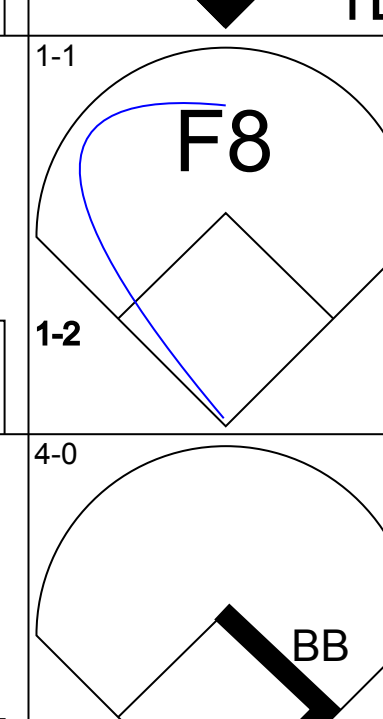
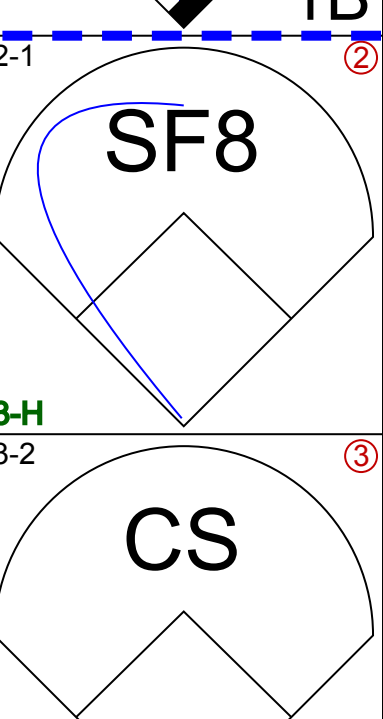
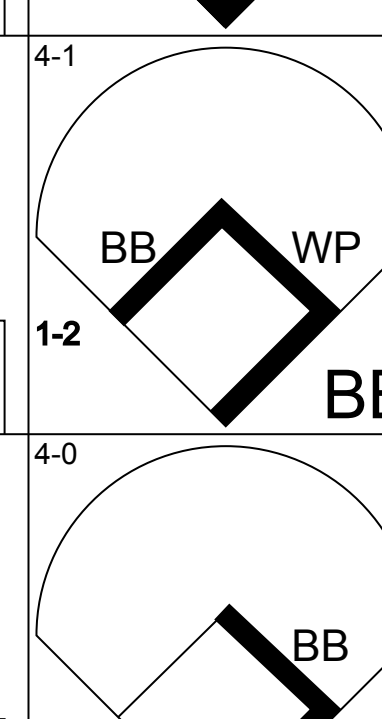
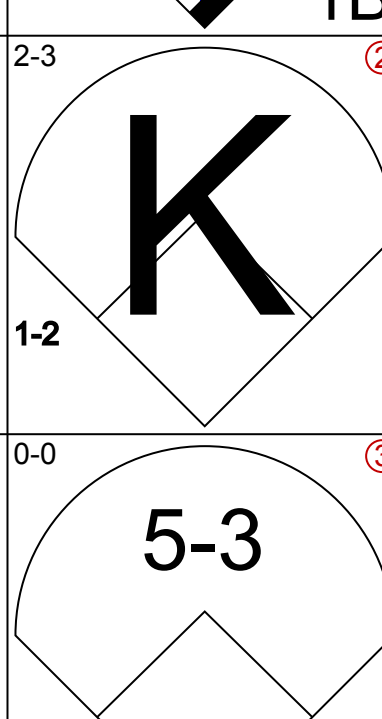
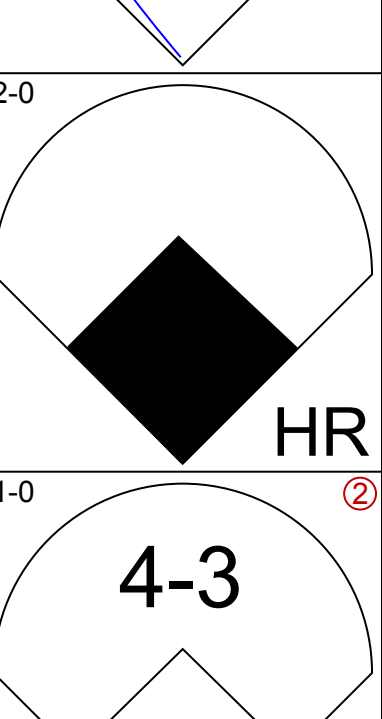
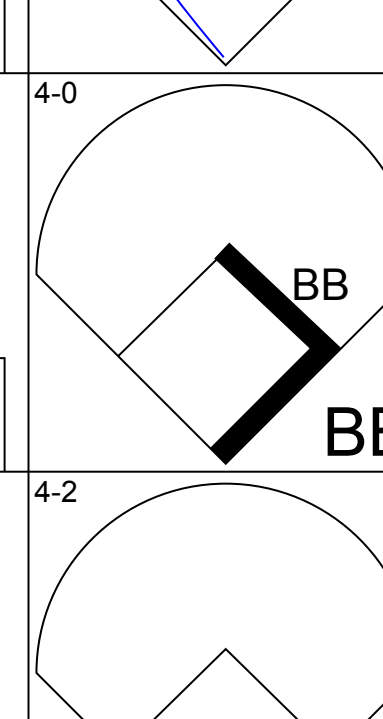
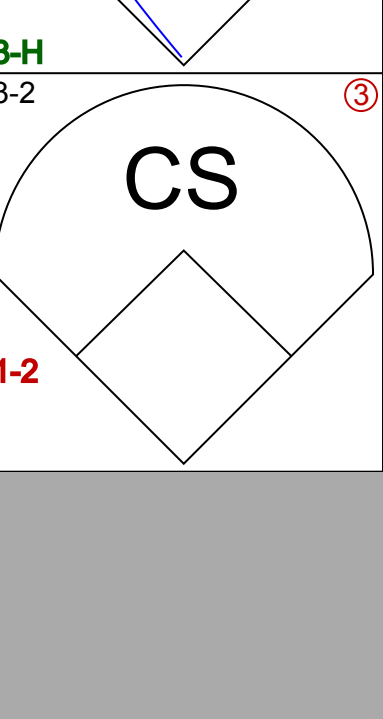
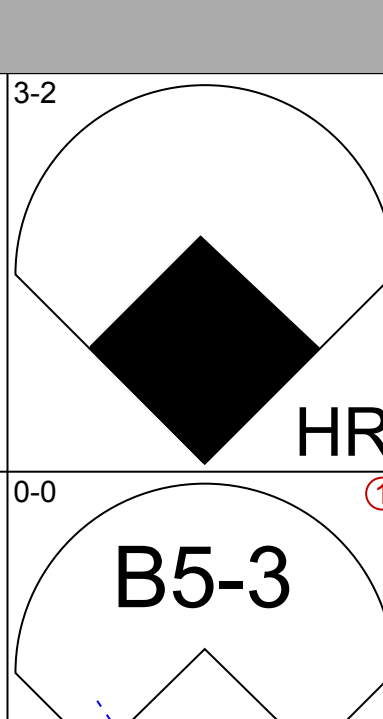
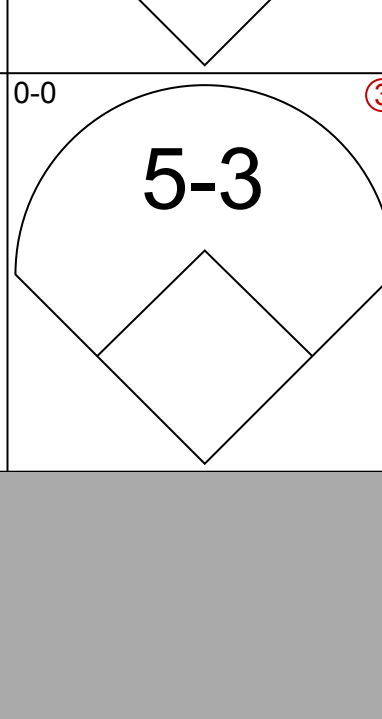
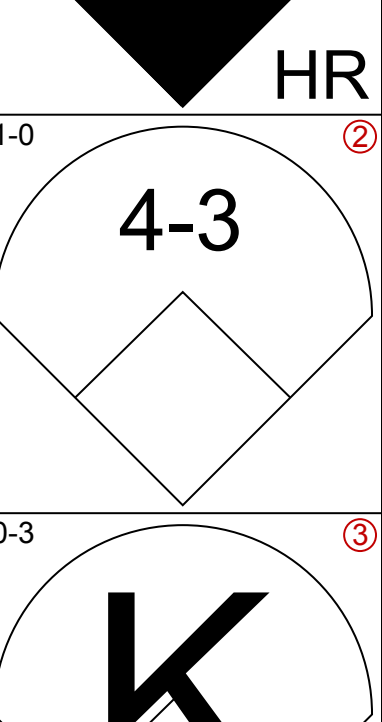
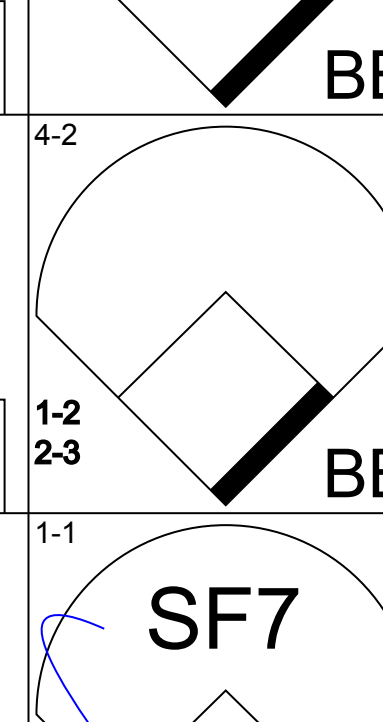
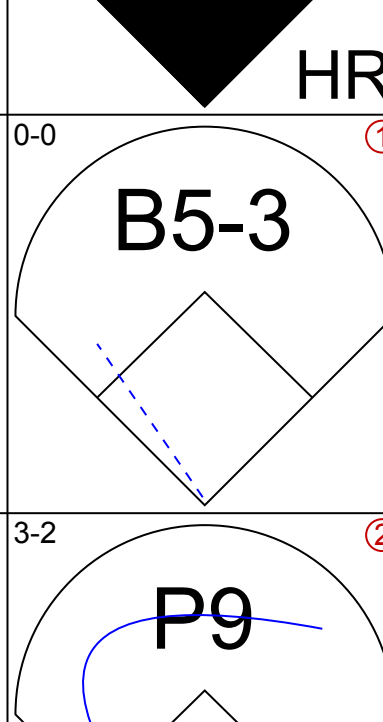
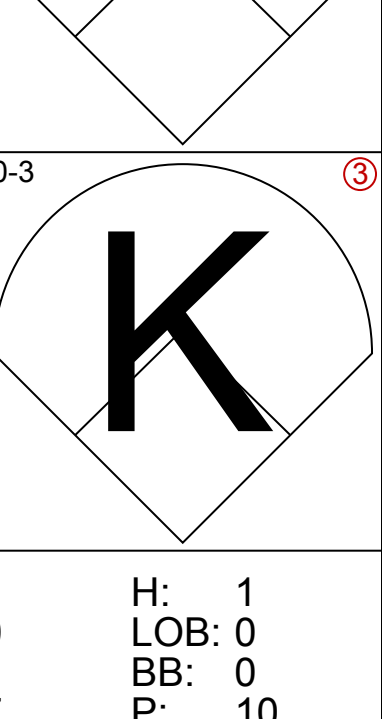
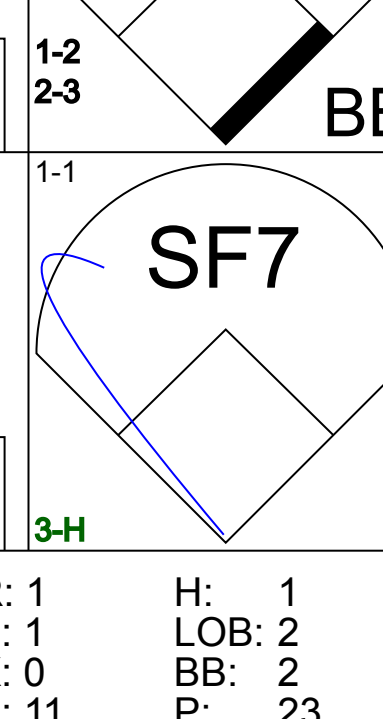
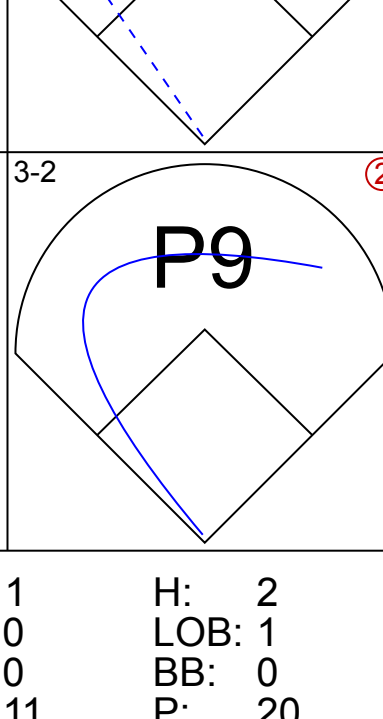
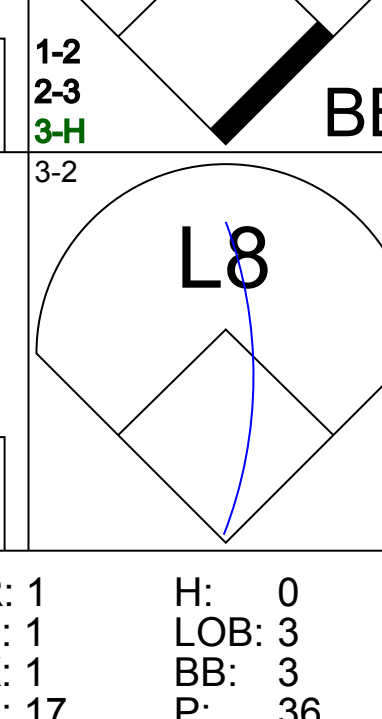


Batter	1	2	3	4	5	6	7	8	9	AB	R	H	RBI	BB	SO	LOB	BOTTOM
Bob Dernier, R OBP: 0.318, SLG: 0.250 (1, 8)	1-0 E6 1B		3-1 G6-3		2-3 K		0-1 L5		2-2 FC5	5	0	1	0	0	1	5	
Dickie Thon, R OBP: 0.227, SLG: 0.200 (1, 6)	0-0 G6-3		1-0 G6-3			0-2 F9	0-1 L9			4	0	0	0	0	0	3	
Tom Herr, S OBP: 0.436, SLG: 0.350 Greg Harris, S Dwayne Murphy, L Larry McWilliams, L (8, PH)	1-3 K			0-3 K2-3		0-0 G4-3		3-3 K		3	0	0	0	0	2	1	
Mike Schmidt, R OBP: 0.391, SLG: 0.714 Steve Jeltz, S (7, 5)	0-0 F8			0-1 P5		2-2 G1-3		0-0 G4-3		3	0	0	0	0	0	1	
Chris James, R OBP: 0.304, SLG: 0.455 (7, 5)		1-3 K		1-0 G6-3			2-0 BB 1B	0-2 G6-3		4	1	1	0	0	1	0	
Von Hayes, L OBP: 0.697, SLG: 0.833 (1, 9)		3-3 K			1-2 WP SF8 2B		4-2 1B BB		0-2 G3-1	3	2	1	0	1	1	0	
Ricky Jordan, R OBP: 0.438, SLG: 0.429 (1, 3)		2-0 FC5-4 1B			1-1 SF8		1-2 1B 1B		1-1 G1	3	0	2	2	0	0	0	
Steve Lake, R OBP: 0.182, SLG: 0.182 (1, 2)		1-0 FC5-4			0-0 1B		1-1 P2		1-2 FC5 BB 1B	4	0	2	0	0	0	3	
Bruce Ruffin, S Mark Ryal, L Mike Maddux, L Ron Jones, L OBP: 0.600, SLG: 0.727 (7, 7)			0-1 G3		2-3 K		2-0 1B		4-0 BB	0	0	0	0	0	0	0	
Inning Stats	R: 0 H: 1 E: 1 K: 1 S: 6	H: 1 R: 0 ER: 0 LOB: 1 BB: 0 P: 8	R: 0 H: 1 E: 0 K: 2 S: 9	R: 0 H: 0 E: 0 K: 0 S: 5	R: 0 H: 0 E: 0 K: 1 S: 6	R: 1 H: 2 E: 0 K: 2 S: 12	R: 0 H: 0 E: 0 K: 0 S: 7	R: 2 H: 3 E: 0 K: 0 S: 14	R: 0 H: 0 E: 0 K: 1 S: 7	R: 0 H: 1 E: 0 K: 0 S: 11	1B: 7 2B: 1 3B: 0 HR: 0	SF: 1 SAC: 0 DP: 0 HBP: 0	WP: 1 PB: 0 SB: 0 CS: 0	PA: 37			
PITCHER	IP WLS BF H R ER SO BB IBB HBP BLK WP HR S P ERA WHIP	IP WLS BF H R ER SO BB IBB HBP BLK WP HR S P ERA WHIP	IP WLS BF H R ER SO BB IBB HBP BLK WP HR S P ERA WHIP	IP WLS BF H R ER SO BB IBB HBP BLK WP HR S P ERA WHIP	IP WLS BF H R ER SO BB IBB HBP BLK WP HR S P ERA WHIP	IP WLS BF H R ER SO BB IBB HBP BLK WP HR S P ERA WHIP	IP WLS BF H R ER SO BB IBB HBP BLK WP HR S P ERA WHIP	IP WLS BF H R ER SO BB IBB HBP BLK WP HR S P ERA WHIP	IP WLS BF H R ER SO BB IBB HBP BLK WP HR S P ERA WHIP	IP WLS BF H R ER SO BB IBB HBP BLK WP HR S P ERA WHIP							

St. Louis Cardinals @ Philadelphia Phillies
Veterans Stadium, Philadelphia, PA
 Sun Apr 09 1989, 3:33 AM EDT
 Att: 31,631 - Cloudy - 58 F

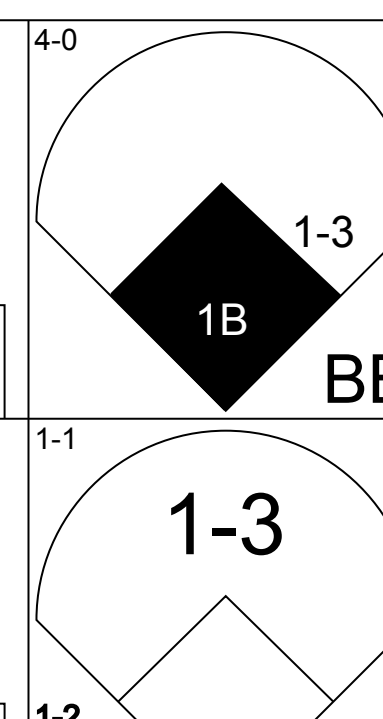
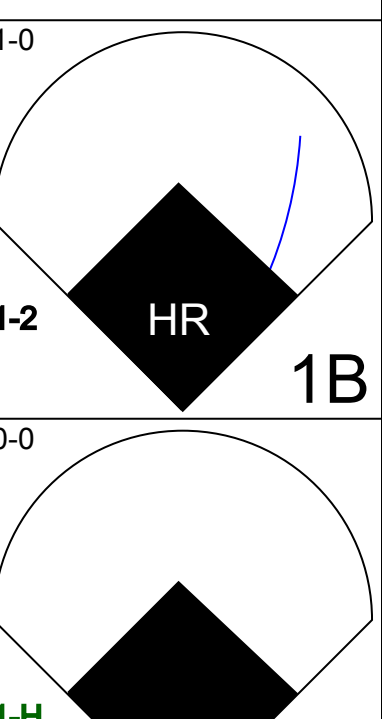
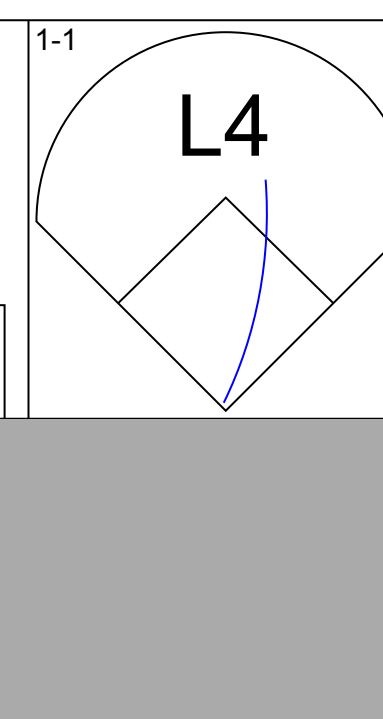

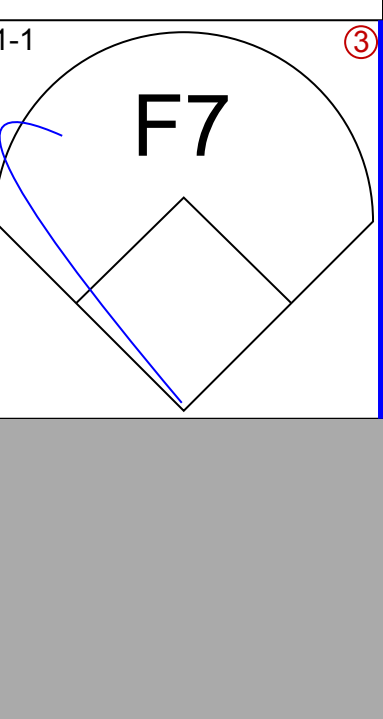
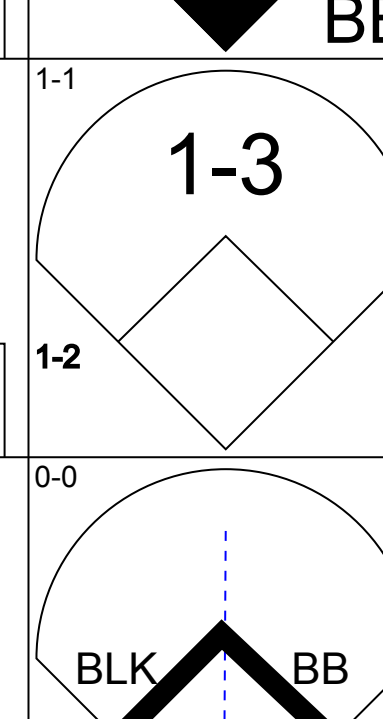
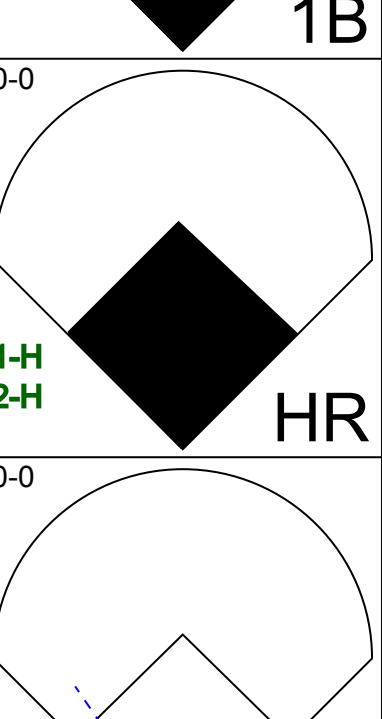



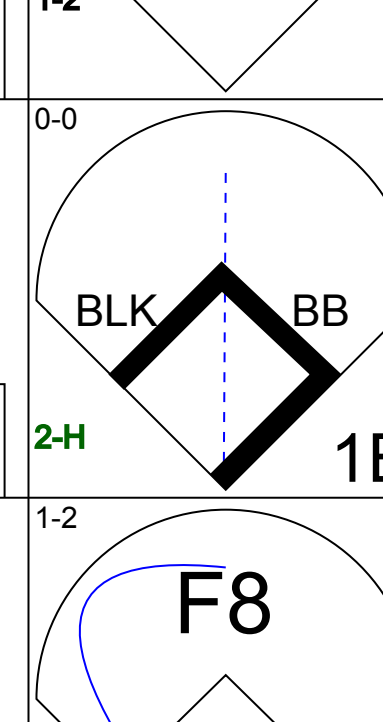


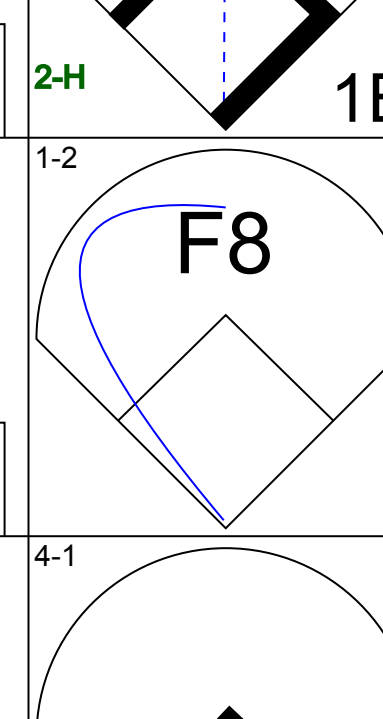
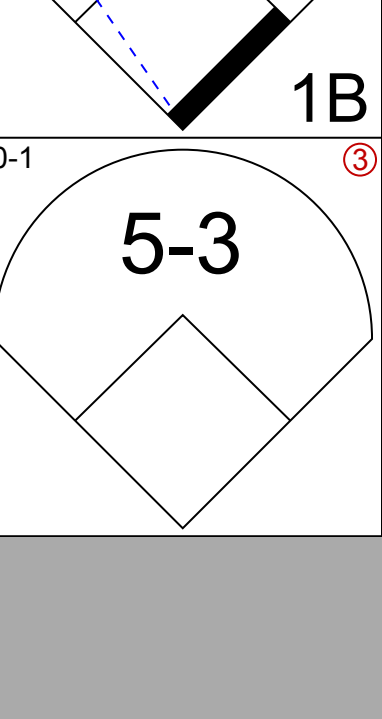


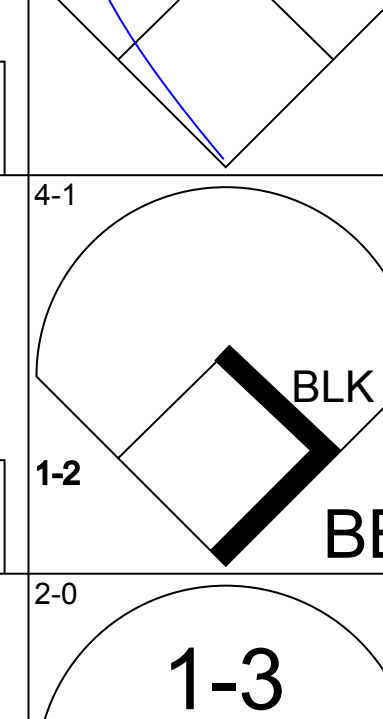
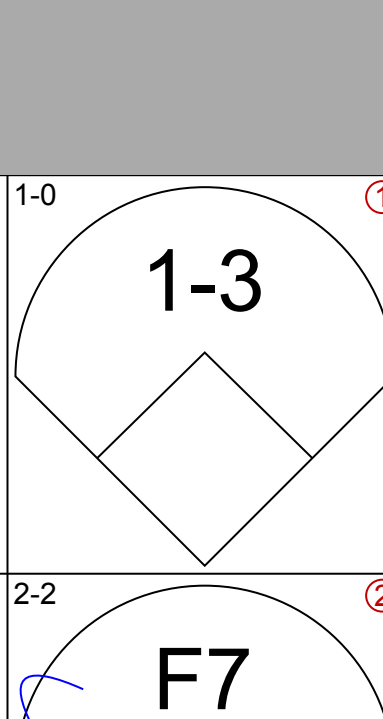
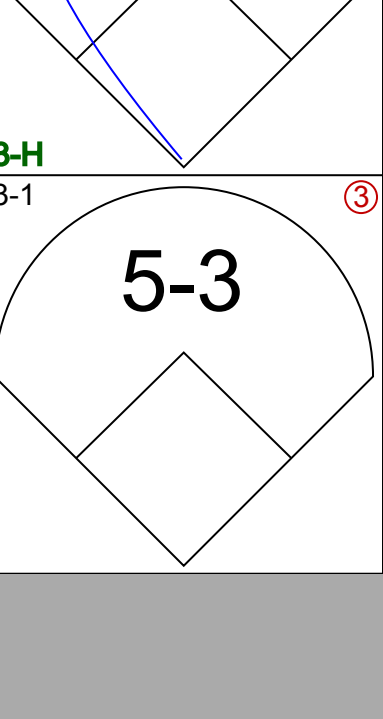
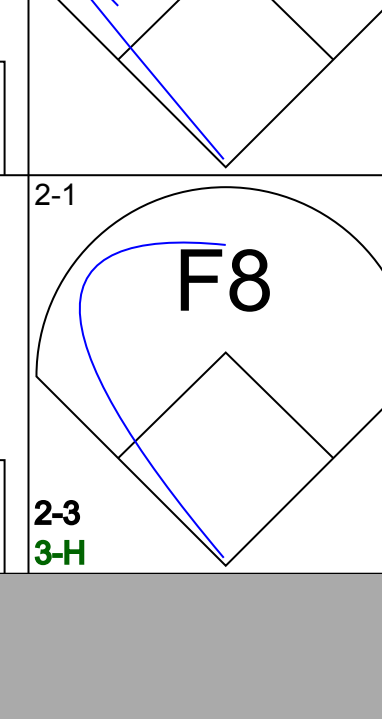
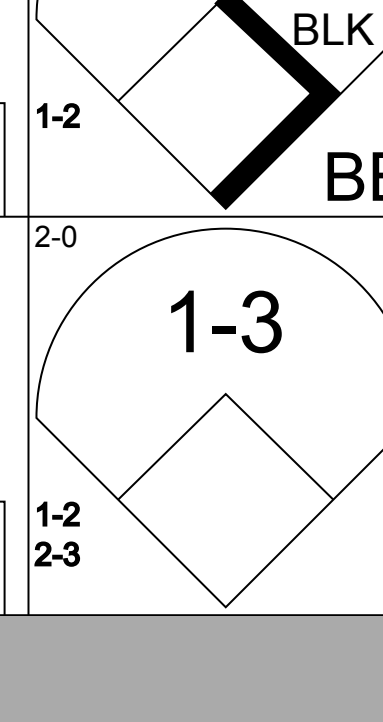
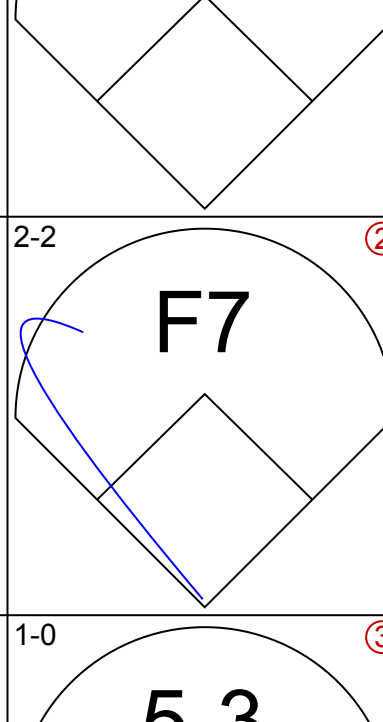
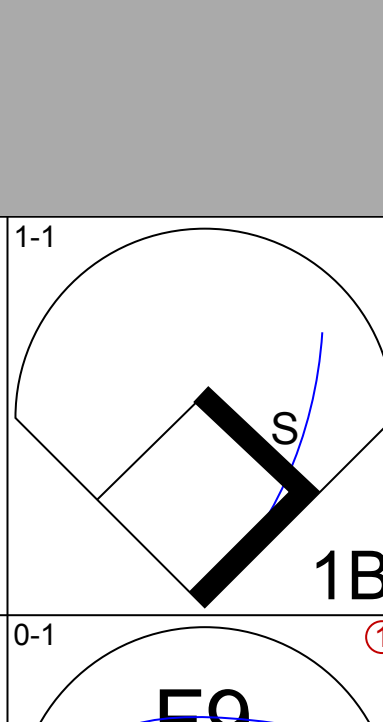
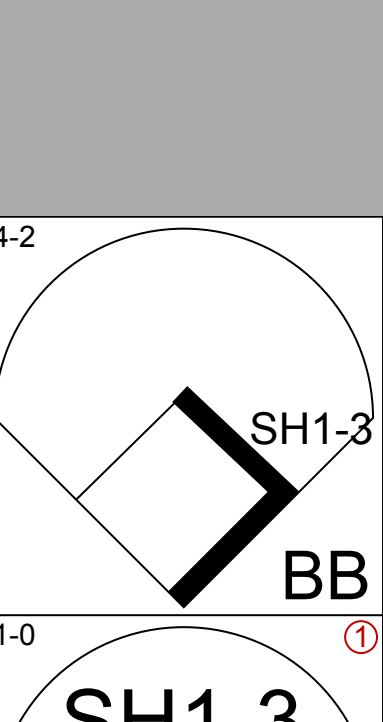
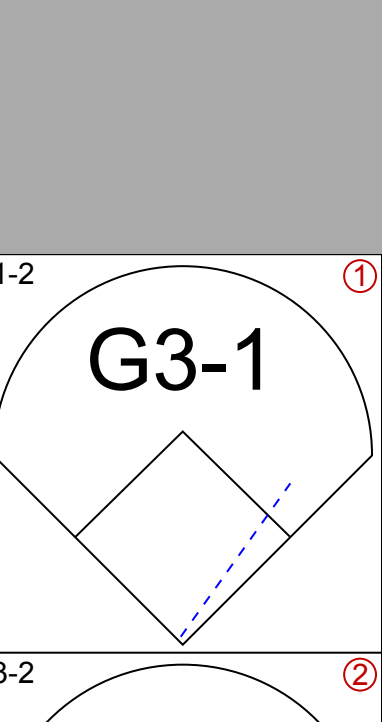
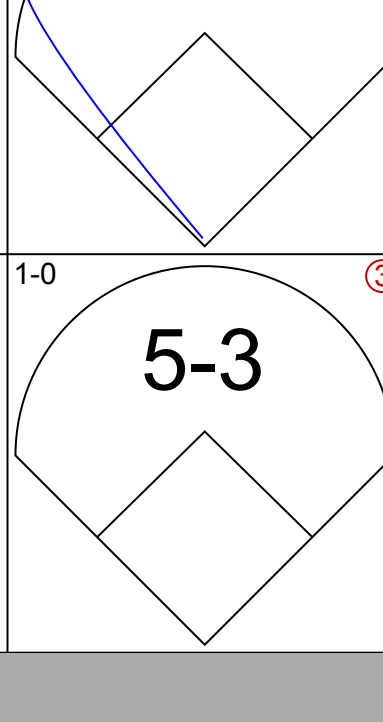
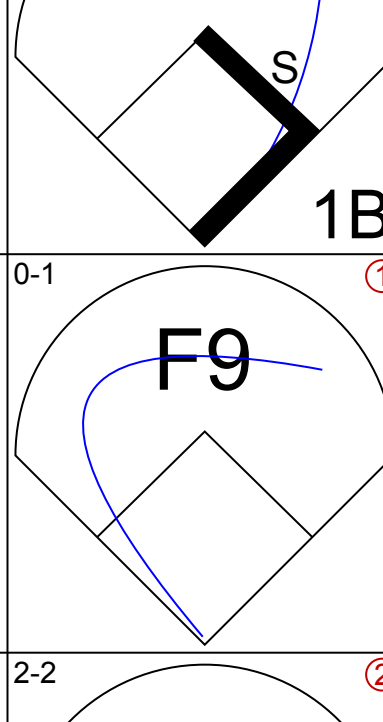
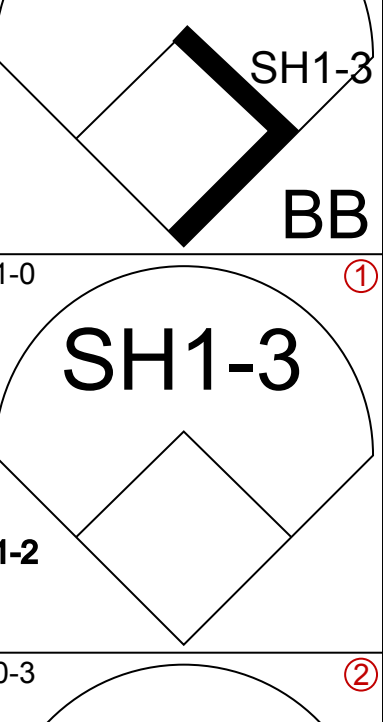
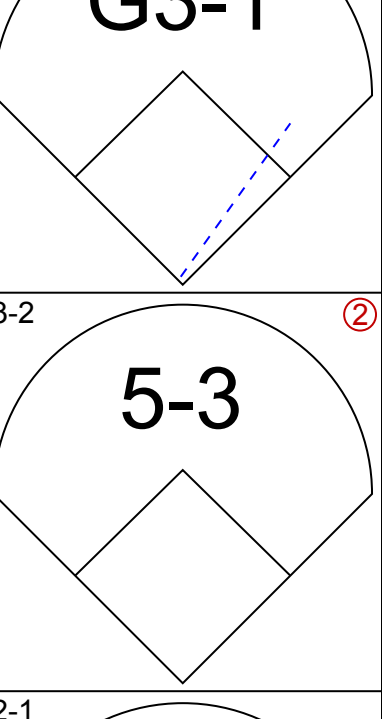
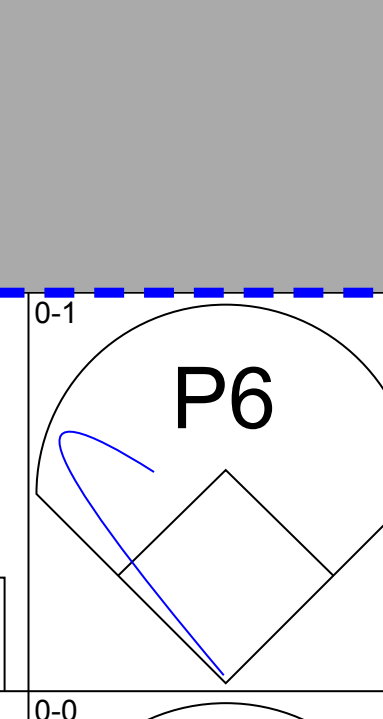
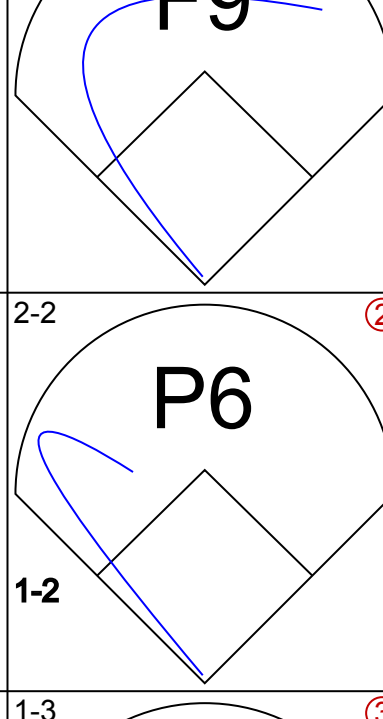
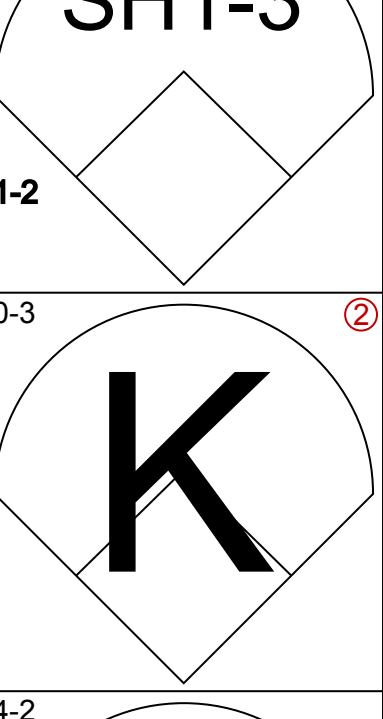
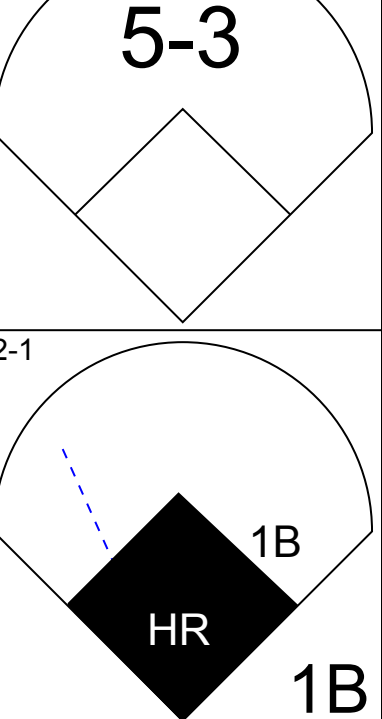
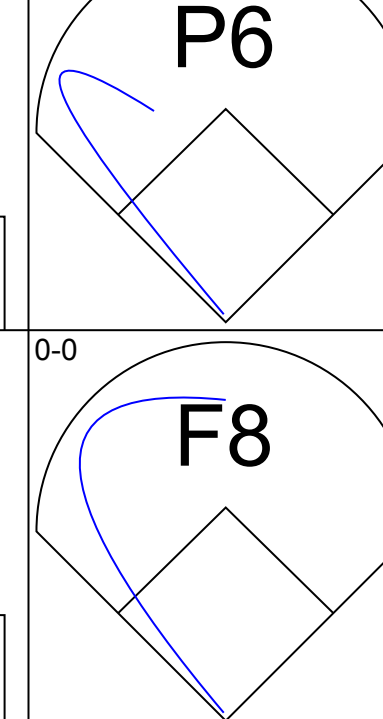
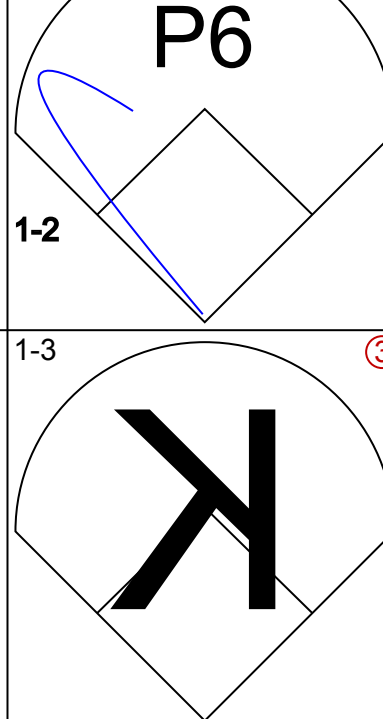
AB 34
R 3
H 8
RBI 3
BB 2
SO 7
LOB 14



Batter	1	2	3	4	5	6	7	8	9	AB	R	H	RBI	BB	SO	LOB	TOP					
Tim Raines, S OBP: 0.333, SLG: 0.208 (1, 7)			G3-1 	G3 				F8 		5	0	1	0	0	1	2	Montreal Expos @ Philadelphia Phillies Veterans Stadium, Philadelphia, PA Mon Apr 10 1989, 7:05 PM EDT Att: 13,194 - Unknown					
Otis Nixon, S OBP: 0.214, SLG: 0.167 (1, 8)	B1-3 		CS HBP BB 		F7 	P6 		4-3 		4	0	0	0	1	0	1						
Andres Galarraga, R OBP: 0.360, SLG: 0.250 (1, 3)	BB 1B HBP 		CS HBP 		E5 1B 		K 	5-3 		3	1	0	0	0	1	0						
Hubie Brooks, R OBP: 0.357, SLG: 0.400 (1, 9)	1B 		P9 		1B SF8 BB 		6-3 		P4 	3	1	0	0	2	0	2						
Tim Wallach, R OBP: 0.481, SLG: 0.458 Rex Hudler, R OBP: 1.000, SLG: 1.000 (9, PR) (9, 6)	1-2 2H 1B 			BB E SF7 1B 	CS 1B 		E6 WP BB BB 		S 1B 	5	2	4	1	0	0	0						
Tom Foley, L OBP: 0.217, SLG: 0.381 (1, 4) (7, 6) (9, 5)		F8 		F8 	SF8 		BB WP BB 		K 	3	0	0	1	1	1	2						
Mike Fitzgerald, R OBP: 0.300, SLG: 1.000 (1, 2)		HR 		BB BB 	CS 1-2 		HR 		5-3 	3	2	2	2	2	0	2						
Spike Owen, S OBP: 0.238, SLG: 0.278 Wallace Johnson, S (7, PH) Gene Harris, R (7, 1)		4-3 		BB BB 		B5-3 				2	0	0	0	1	0	0						
Randy Johnson, R (1, 1) Mike Aldrete, L (4, PH) Brian Holman, R (4, 1) Damaso Garcia, R OBP: 0.250, SLG: 0.250 (7, 4)		K 		SF7 		P9 		L8 			0	0	0	0	0	0						
Inning Stats	R: 0 E: 0 K: 1 S: 11	H: 1 LOB: 2 BB: 1 P: 22	R: 1 E: 0 K: 0 S: 7	H: 1 LOB: 0 BB: 0 P: 10	R: 0 E: 0 K: 0 S: 4	H: 0 LOB: 1 BB: 1 P: 12	R: 1 E: 1 K: 0 S: 11	H: 1 LOB: 2 BB: 2 P: 23	R: 2 E: 0 K: 0 S: 12	H: 1 LOB: 0 BB: 1 P: 25	R: 1 E: 0 K: 0 S: 11	H: 2 LOB: 1 BB: 0 P: 20	R: 1 E: 0 K: 1 S: 17	H: 0 LOB: 3 BB: 3 P: 36	R: 0 E: 0 K: 0 S: 9	H: 1 LOB: 2 BB: 0 P: 17		R: 0 E: 0 K: 1 S: 9	H: 1 LOB: 2 BB: 0 P: 11	1B: 5 2B: 0 3B: 0 HR: 2	SF: 2 SAC: 0 DP: 0 HBP: 2	WP: 1 PB: 0 CS: 1
PITCHER	IP	WLS	BF	H	R	ER	SO	BB	IBB	HBP	BLK	WP	HR	S	P	ERA	WHIP					
Floyd Youmans, R ERA: 5.79 (1, 1)	4.1		23	4	4	2	2	5	0	2	0	0	1	41	83	4.15	2.077					
Greg Harris, R ERA: 10.8 (5, 1)	1.2		6	2	1	1	0	0	0	0	0	0	1	15	29	5.40	1.200					
Jeff Parrett, R ERA: (7, 1)	2.0		10	0	1	0	1	2	1	0	0	1	0	26	53	0.00	1.000					
Steve Bedrosian, R ERA: (9, 1)	1.0	W	4	1	0	0	1	0	0	0	0	0	0	9	11	0.00	1.000					

AB	31
R	6
H	7
RBI	6
BB	8
SO	4
LOB	12



Batter	1	2	3	4	5	6	7	8	9	AB	R	H	RBI	BB	SO	LOB	BOTTOM				
Bob Dernier, R OBP: 0.370, SLG: 0.292 Steve Bedrosian, R (9, 1)	1-3 1B BB 	1-2 HR 1B 		L4 			SH1-3 BB WP 1B 	F7 		4	3	2	0	1	0	2	Montreal Expos @ Philadelphia Phillies Veterans Stadium, Philadelphia, PA Mon Apr 10 1989, 7:05 PM EDT Att: 13,194 - Unknown				
Von Hayes, L OBP: 0.690, SLG: 1.095 (1, 3)	1-3 	1-2 HR 		G4-3 S SF8 BB 		WP SH1-3 BB 		HR 	3	3	2	4	2	0	1						
Tom Herr, S OBP: 0.462, SLG: 0.391 (1, 4)	BLK BB 2H 1B 			G4-3 		SH1-3 			3	0	2	1	0	0	1						
Mike Schmidt, R OBP: 0.333, SLG: 0.625 (1, 5)	F8 	5-3 		SF8 		P5 			3	0	0	1	0	0	4						
Chris James, R OBP: 0.296, SLG: 0.400 (1, 7)	BLK BB 		1-3 		5-3 		F8 			3	0	0	0	1	0	1					
Ron Jones, L OBP: 0.579, SLG: 0.643 (1, 9)	1-3 		F7 			S 1B 		SH1-3 BB 	3	0	1	0	1	0	2						
Dickie Thon, R OBP: 0.200, SLG: 0.174 (1, 6)		G3-1 	5-3 			F9 		SH1-3 	3	0	0	0	0	0	1						
Steve Lake, R OBP: 0.143, SLG: 0.143 Darren Daulton, L OBP: 0.417, SLG: 0.909 (8, PH) (9, 2)		5-3 		P6 		P6 		K 	3	0	0	0	0	0	1						
Floyd Youmans, R OBP: 0.286, SLG: 0.250 Greg Harris, S (5, 1) Curt Ford, L (6, PH) Jeff Parrett, R (7, 1) Dwayne Murphy, L (8, PH) (9, 8)		1-2 HR 1B 		F8 		K 			2	1	1	0	0	0	0						
Inning Stats	R: 1 E: 0 K: 0 S: 9	H: 1 LOB: 2 BB: 2 P: 21	R: 3 E: 0 K: 0 S: 13	H: 4 LOB: 1 BB: 0 P: 20	R: 0 E: 0 K: 0 S: 5	H: 0 LOB: 0 BB: 0 P: 9	R: 0 E: 0 K: 0 S: 5	H: 0 LOB: 0 BB: 1 P: 16	R: 0 E: 0 K: 1 S: 12	H: 1 LOB: 1 BB: 0 P: 14	R: 1 E: 0 K: 0 S: 6	H: 1 LOB: 1 BB: 1 P: 12	R: 0 E: 0 K: 1 S: 11	H: 0 LOB: 2 BB: 2 P: 21	R: 0 E: 0 K: 0 S: 2	H: 1 LOB: 0 BB: 0 P: 4		1B: 6 2B: 0 3B: 0 HR: 2	SF: 1 SAC: 2 DP: 0 HBP: 0	WP: 1 PB: 0 CS: 0	PA: 38
PITCHER	IP	WLS	BF	H	R	ER	SO	BB	IBB	HBP	BLK	WP	HR	S	P	ERA	WHIP				
Randy Johnson, L ERA: 4.09 (1, 1)	3.0		16	5	4	4	0	2	0	0	0	0	0	27	50	12.00	2.333				
Brian Holman, R ERA: 3.0 (4, 1)	3.0		11	1	1	1	1	1	0	0	0	0	0	23	36	3.00	0.667				
Gene Harris, R ERA: 5.4 (7, 1)	2.0	L	11	2	2	2	1	3	0	0	0	1	1	19	37	9.00	2.500				

AB	29
R	7
H	8
RBI	6
BB	6
SO	2
LOB	15



Batter	1	2	3	4	5	6	7	8	9	AB	R	H	RBI	BB	SO	LOB	TOP
Jerome Walton, R OBP: 0.359, SLG: 0.543	4-0 23 BB 1B BB	0-1 FC6-4 CS		2-3 K		1-2 F7		0-0 1-3		4	1	0	0	1	1	3	
Mitch Webster, S OBP: 0.513, SLG: 0.515	1-2 23 BB 1B BB	2-0 CS	0-2 F7		0-2 23 6-3 3B 1B		0-3 K		4-2 23 WP BB	4	2	2	0	1	1	0	
23 Ryne Sandberg, R OBP: 0.308, SLG: 0.324	4-1 1B BB		1-2 0-4-3 1B		3-2 6-3		4-2 WP BB BB		2-2 6-3	3	0	1	0	2	0	2	
Andre Dawson, R OBP: 0.359, SLG: 0.500	1-0 CS 1B		0-0 9-4-3		1-1 1B 3B		4-0 WP BB		4-0 IBB	3	1	2	3	2	0	1	
Vance Law, R OBP: 0.280, SLG: 0.217	0-1 P5			1-0 FC6-4 1B	1-2 WP 1B		2-2 2-3		1-3 K	5	0	2	1	0	1	6	
Mark Grace, L OBP: 0.368, SLG: 0.387	3-2 L9			2-3 K	0-2 F8		4-0 IBB		2-2 P6	4	0	0	0	1	1	6	
Shawon Dunston, R OBP: 0.200, SLG: 0.308		0-2 1B 3B		0-0 FC6-4 1B WP	1-0 4-3		2-3 K			4	2	1	0	0	1	5	
Joe Girardi, R OBP: 0.423, SLG: 0.375		0-2 FC6-4 1B		0-0 WP BB 1B		0-0 F7		0-0 F8		4	0	2	1	0	0	0	
Scott Sanderson, R Calvin Schiraldi, R Mitch Williams, L		3-3 K		4-1 WP BB		1-3 K		0-3 K		2	0	0	0	1	2	1	
Inning Stats	R: 2 H: 2 E: 0 K: 0 S: 11	H: 2 R: 1 ER: 0 LOB: 0 BB: 2 P: 24	H: 2 R: 0 ER: 0 LOB: 0 BB: 0 P: 17	H: 1 R: 0 ER: 0 LOB: 0 BB: 0 P: 8	H: 2 R: 1 ER: 0 LOB: 2 BB: 1 P: 19	H: 3 R: 2 ER: 0 LOB: 1 BB: 0 P: 22	H: 0 R: 0 ER: 0 LOB: 0 BB: 0 P: 9	H: 0 R: 0 ER: 0 LOB: 3 BB: 3 P: 28	H: 0 R: 0 ER: 0 LOB: 2 BB: 2 P: 5	H: 0 R: 0 ER: 0 LOB: 2 BB: 2 P: 24	1B: 8 2B: 1 3B: 2 HR: 0	SF: 0 SAC: 0 DP: 1 HBP: 0	WP: 4 PB: 0 SB: 1 CS: 2	PA: 43			
PITCHER	IP WLS BF H R ER SO BB IBB HBP BLK WP HR S P ERA WHIP	IP WLS BF H R ER SO BB IBB HBP BLK WP HR S P ERA WHIP	IP WLS BF H R ER SO BB IBB HBP BLK WP HR S P ERA WHIP	IP WLS BF H R ER SO BB IBB HBP BLK WP HR S P ERA WHIP	IP WLS BF H R ER SO BB IBB HBP BLK WP HR S P ERA WHIP	IP WLS BF H R ER SO BB IBB HBP BLK WP HR S P ERA WHIP	IP WLS BF H R ER SO BB IBB HBP BLK WP HR S P ERA WHIP	IP WLS BF H R ER SO BB IBB HBP BLK WP HR S P ERA WHIP	IP WLS BF H R ER SO BB IBB HBP BLK WP HR S P ERA WHIP								

Chicago Cubs @ Philadelphia Phillies
Veterans Stadium, Philadelphia, PA

AB 34
R 6
H 10
RBI 5
BB 8
SO 8
LOB 24



livebaseballscores.com

Chicago Cubs @ Philadelphia Phillies
Veterans Stadium, Philadelphia, PA


AB 32
R 4
H 7
RBI 4
BB 1
SO 3
LOB 7




livebaseballscores.com

Batter	1	2	3	4	5	6	7	8	9	AB	R	H	RBI	BB	SO	LOB	BOTTOM
Von Hayes, L OBP: 0.659, SLG: 1.167	3-1 G3-1 G4-3 2B		2-0 5-3			2-2 1B 2B		3-2 FC6-4 1B		4	2	3	1	0	0	0	
Tom Herr, S OBP: 0.410, SLG: 0.353	1-1 G3-1		3-0 F9			0-0 G6-3 1B		0-0 FC6-4		4	0	1	1	0	0	2	
Chris James, R Jeff Parrett, R Larry McWilliams, L	0-0 G4-3			2-2 G6-4-3 1B		0-1 G6-3		3-2 6-3		4	0	1	1	0	0	2	
Mike Schmidt, R OBP: 0.308, SLG: 0.600	1-0 F8			1-0 G6-4-3		1-3 K		2-3 K		4	0	0	0	0	2	1	
Ron Jones, L Bob Demier, R	3-2 G3-1			1-0 P6		4-0 BB		0-2 5-3		2	0	0	0	1	0	0	
Ricky Jordan, R OBP: 0.400, SLG: 0.556	2-1 HR				0-0 F8		1-1 F9		1-2 F9	4	1	1	1	0	0	1	
Darren Daulton, L OBP: 0.348, SLG: 0.714	0-2 L9				2-3 K		3-1 F7			3	0	0	0	0	1	1	
Dickie Thon, R Greg Harris, S Curt Ford, L	1-2 G6-3				1-1 F7			2-2 P5		2	0	0	0	0	0	0	
Bruce Ruffin, S Ken Howell, R Steve Jeltz, S			0-0 4-3			2-2 4-3		1-1 1B 2B		1	0	0	0	0	0	0	
Inning Stats	R: 1 H: 1 E: 0 K: 0 S: 6	H: 1 R: 1 ER: 0 LOB: 0 BB: 0 P: 19	H: 0 R: 0 ER: 0 LOB: 0 BB: 0 P: 8	H: 0 R: 0 ER: 0 LOB: 0 BB: 0 P: 11	H: 1 R: 0 ER: 0 LOB: 0 BB: 0 P: 11	H: 0 R: 0 ER: 0 LOB: 0 BB: 0 P: 9	H: 2 R: 1 ER: 0 LOB: 0 BB: 0 P: 13	H: 0 R: 0 ER: 0 LOB: 1 BB: 1 P: 16	H: 2 R: 1 ER: 0 LOB: 1 BB: 0 P: 24	H: 0 R: 0 ER: 0 LOB: 0 BB: 0 P: 12	1B: 3 2B: 3 3B: 0 HR: 1	SF: 0 SAC: 0 DP: 2 HBP: 0	WP: 0 PB: 0 SB: 0 CS: 0	PA: 33			
PITCHER	IP WLS BF H R ER SO BB IBB HBP BLK WP HR S P ERA WHIP	IP WLS BF H R ER SO BB IBB HBP BLK WP HR S P ERA WHIP	IP WLS BF H R ER SO BB IBB HBP BLK WP HR S P ERA WHIP	IP WLS BF H R ER SO BB IBB HBP BLK WP HR S P ERA WHIP	IP WLS BF H R ER SO BB IBB HBP BLK WP HR S P ERA WHIP	IP WLS BF H R ER SO BB IBB HBP BLK WP HR S P ERA WHIP	IP WLS BF H R ER SO BB IBB HBP BLK WP HR S P ERA WHIP	IP WLS BF H R ER SO BB IBB HBP BLK WP HR S P ERA WHIP	IP WLS BF H R ER SO BB IBB HBP BLK WP HR S P ERA WHIP	IP WLS BF H R ER SO BB IBB HBP BLK WP HR S P ERA WHIP							

Fri Apr 14 1989, 7:05 PM EDT
Att: 20,851 - Unknown - 59 F

Batter	1	2	3	4	5	6	7	8	9	AB	R	H	RBI	BB	SO	LOB	TOP					
Jerome Walton, R (1, 8) OBP: 0.318, SLG: 0.487	F8		F8	SF7	F9			K		4	0	0	1	0	1	2	Chicago Cubs @ Philadelphia Phillies Veterans Stadium, Philadelphia, PA Sun Apr 16 1989, 3:33 AM EDT Att: 32,249 - Overcast - 58 F AB 36 R 5 H 9 RBI 5 BB 6 SO 6 LOB 23 					
Mitch Webster, S (1, 7) OBP: 0.500, SLG: 0.526	23 BB 1B		G3-1 2B	K			G3	F7		5	1	2	0	0	1							
23 Ryne Sandberg, R (1, 4) OBP: 0.341, SLG: 0.325	1B 1-2 BB		G3-1 BB		1B 2B 1B		F8		G6-3	3	1	1	0	2	0							
Andre Dawson, R (1, 9) OBP: 0.364, SLG: 0.474	K		G3-1		F8		F8		S 1B BB	4	0	1	0	1	1	5						
Mark Grace, L (1, 3) OBP: 0.419, SLG: 0.429	1-3 2-H 1B				2B 1B 1B		P4		S 1B	4	1	3	1	1	0	1						
Vance Law, R (1, 5) OBP: 0.297, SLG: 0.250	F8		P3		1-3 2-H 1B 2B		G4-3		K	5	1	1	1	0	1	7						
Shawon Dunston, R (1, 6) OBP: 0.250, SLG: 0.250		F8		E S SF7 BB	1B IBB		G4-3		P3	3	1	0	0	2	0	2						
Joe Girardi, R (1, 2) OBP: 0.367, SLG: 0.321	K		L8		P2		F9			4	0	0	0	0	1	4						
Rick Sutcliffe, L (1, 1) OBP: 0.500, SLG: 0.500 Mitch Williams, L (9, 1)	G3		E3		1-3 2-H 1B				K	4	0	1	2	0	1	1						
Inning Stats	R: 1 E: 0 K: 1 S: 11	H: 2 LOB: 2 BB: 1 P: 18	R: 0 E: 0 K: 1 S: 6	H: 0 LOB: 0 BB: 0 P: 8	R: 0 E: 0 K: 0 S: 6	H: 1 LOB: 3 BB: 2 P: 17	R: 1 E: 1 K: 1 S: 15	H: 0 LOB: 1 BB: 1 P: 25	R: 3 E: 0 K: 0 S: 10	H: 4 LOB: 2 BB: 1 P: 19	R: 0 E: 0 K: 0 S: 7	H: 1 LOB: 1 BB: 0 P: 11	R: 0 E: 0 K: 0 S: 5	H: 0 LOB: 0 BB: 0 P: 5	R: 0 E: 0 K: 2 S: 9	H: 0 LOB: 0 BB: 0 P: 15	R: 0 E: 0 K: 1 S: 7	H: 1 LOB: 2 BB: 1 P: 15	1B: 7 2B: 2 3B: 0 HR: 0	SF: 1 SAC: 0 DP: 0 HBP: 0	WP: 0 PB: 0 SB: 3 CS: 0	PA: 43
PITCHER	IP WLS BF H R ER SO BB IBB HBP BLK WP HR S P ERA WHIP	IP WLS BF H R ER SO BB IBB HBP BLK WP HR S P ERA WHIP															IP WLS BF H R ER SO BB IBB HBP BLK WP HR S P ERA WHIP					
Floyd Youmans, R (1, 1) ERA: 5.87	6.0 L 32 8 5 4 3 3 2 0 0 0 0 55 98 6.00 1.833																					
Todd Frohwrth, R (7, 1) ERA:	1.0 3 0 0 0 0 0 0 0 0 0 0 0 5 5 0.00 0.000																					
Greg Harris, R (8, 1) ERA: 4.32	2.0 8 1 0 0 3 1 0 0 0 0 0 0 16 30 0.00 1.000																					

Batter	1	2	3	4	5	6	7	8	9	AB	R	H	RBI	BB	SO	LOB	BOTTOM					
Von Hayes, L (1, 8) OBP: 0.630, SLG: 1.088	1B 2B				P4		K		K	4	1	1	0	1	2	2	Chicago Cubs @ Philadelphia Phillies Veterans Stadium, Philadelphia, PA Sun Apr 16 1989, 3:33 AM EDT Att: 32,249 - Overcast - 58 F AB 34 R 3 H 8 RBI 3 BB 5 SO 5 LOB 21 					
Tom Herr, S (1, 4) OBP: 0.409, SLG: 0.359	1B 2-H 1B		L7		F8		F9		1B 1B	5	0	2	2	0	0	2						
Chris James, R (1, 7) OBP: 0.364, SLG: 0.452	1B		G3-1		2B		F9		1B 1B	5	0	3	1	0	0	0						
Mike Schmidt, R (1, 5) OBP: 0.318, SLG: 0.564	P4		FC4-6 BB		G4-3		G3		F9	4	0	1	0	1	0	5						
Ron Jones, L (1, 9) OBP: 0.471, SLG: 0.556	FC3-5-2		FC4-6		FC6-4 1B		G3		G3	4	0	1	0	0	0	4						
Ricky Jordan, R (1, 3) OBP: 0.333, SLG: 0.455	P5		G4-3		FC6-4		K		K	4	0	0	0	0	1	5						
Darren Daulton, L (1, 2) OBP: 0.333, SLG: 0.625		F8		L3		F9		FC3-6 BB	3	0	0	0	1	0	1							
Dickie Thon, R (1, 6) OBP: 0.194, SLG: 0.143 Mark Ryal, L (9, PH)	SH1-3 BB		L4		L7		L7		FC3-6 BB 1B	2	0	0	0	1	0	1						
Floyd Youmans, R (1, 1) OBP: 0.200, SLG: 0.200 Todd Frohwrth, R (7, 1) Curt Ford, L (7, PH) Greg Harris, S (8, 1) Dwayne Murphy, L (9, PH)	SH1-3		K		K		K		1B BB	1	0	0	0	0	1	0						
Inning Stats	R: 1 E: 0 K: 0 S: 12	H: 3 LOB: 2 BB: 0 P: 21	R: 0 E: 0 K: 0 S: 12	H: 0 LOB: 2 BB: 2 P: 22	R: 0 E: 0 K: 0 S: 7	H: 0 LOB: 1 BB: 1 P: 15	R: 0 E: 0 K: 1 S: 9	H: 0 LOB: 0 BB: 0 P: 15	R: 0 E: 0 K: 0 S: 11	H: 1 LOB: 1 BB: 0 P: 17	R: 0 E: 0 K: 0 S: 8	H: 1 LOB: 1 BB: 0 P: 12	R: 0 E: 0 K: 2 S: 8	H: 0 LOB: 0 BB: 0 P: 11	R: 0 E: 0 K: 1 S: 12	H: 1 LOB: 0 BB: 0 P: 16	R: 2 E: 0 K: 1 S: 16	H: 2 LOB: 2 BB: 2 P: 29	1B: 6 2B: 2 3B: 0 HR: 0	SF: 0 SAC: 1 DP: 0 HBP: 0	WP: 0 PB: 0 SB: 0 CS: 0	PA: 40
PITCHER	IP WLS BF H R ER SO BB IBB HBP BLK WP HR S P ERA WHIP	IP WLS BF H R ER SO BB IBB HBP BLK WP HR S P ERA WHIP															IP WLS BF H R ER SO BB IBB HBP BLK WP HR S P ERA WHIP					
Rick Sutcliffe, R (1, 1) ERA: 3.52	8.1 W 36 6 3 3 4 4 0 0 0 0 85 144 3.24 1.200																					
Mitch Williams, L (9, 1) ERA: 1.29	0.2 S 4 2 0 0 1 0 0 0 0 0 0 10 14 0.00 3.000																					

Batter	1	2	3	4	5	6	7	8	9	AB	R	H	RBI	BB	SO	LOB	TOP					
Curt Ford, L (1,9) Juan Samuel, R (9, FH)	G4-3		F8		G3		F8		K	4	0	0	0	0	0	0	Philadelphia Phillies @ New York Mets Shea Stadium, Flushing, NY Wed Apr 19 1989, 7:05 PM EDT Att: 25,694 - Unknown					
Tom Herr, S (1,4) OBP: 0.390, SLG: 0.340	P6		L9		FC6-4 1B		K		L8	5	0	1	0	0	1	1						
Chris James, R (1,7) OBP: 0.333, SLG: 0.400	G6-3		K		FC6-4 1-2				G6-3	4	0	0	0	0	1	1						
Mike Schmidt, R (1,5) OBP: 0.316, SLG: 0.569		P4		P4		WP 2B BB			2B 1B	3	2	1	0	1	0	0						
Von Hayes, L (1,8) OBP: 0.600, SLG: 0.955 (8,3)		1B WP BB		S 1B		G3 1-H CS 2B			L6-4 1B IBB	2	0	2	1	2	0	0						
Ricky Jordan, R (1,3) OBP: 0.306, SLG: 0.382 Steve Bedrosian, R (8,1)		S 1B		F7		G3			1-2 2-H 1B	4	0	2	1	0	0	2						
Darren Daulton, L (1,2) OBP: 0.371, SLG: 0.655		K 1B		FC5-4 BB		CS HBP			L6-4 2-3	2	0	0	0	1	1	4						
Dickie Thon, R (1,6) OBP: 0.238, SLG: 0.184 Jeff Parrett, R (6,1) Bob Dernier, R (8,8) OBP: 0.317, SLG: 0.270		IBB		FC5-4 1-2		K 1-2 3-H			L4	2	0	0	0	1	1	4						
Steve Ontiveros, R (1,1) OBP: 0.111, SLG: 0.222 Steve Jeltz, S (6,6) OBP: 0.429, SLG: 0.455	B5-3				G4-3		G2-3		BB	2	0	0	0	0	0	3						
Inning Stats	R: 0 E: 0 K: 0 S: 8	H: 0 LOB: 0 BB: 0 P: 11	R: 0 E: 0 K: 1 S: 11	H: 1 LOB: 3 BB: 2 P: 23	R: 0 E: 0 K: 1 S: 8	H: 0 LOB: 0 BB: 0 P: 11	R: 0 E: 0 K: 0 S: 12	H: 1 LOB: 2 BB: 1 P: 19	R: 0 E: 0 K: 0 S: 10	H: 1 LOB: 1 BB: 0 P: 17	R: 1 E: 0 K: 1 S: 11	H: 1 LOB: 1 BB: 1 P: 20	R: 0 E: 0 K: 1 S: 9	H: 0 LOB: 0 BB: 0 P: 14	R: 1 E: 0 K: 0 S: 11	H: 2 LOB: 1 BB: 1 P: 21		R: 0 E: 0 K: 1 S: 16	H: 0 LOB: 1 BB: 1 P: 24	1B: 4 2B: 3 3B: 0 HR: 0	SF: 0 SAC: 0 DP: 1 HBP: 1	WP: 2 PB: 0 SB: 2 CS: 2
PITCHER	IP WLS BF H R ER SO BB IBB HBP BLK WP HR S P ERA WHIP																					
David Cone, R (1,1) ERA: 3.18 Randy Myers, L (8,1) ERA: 1.74	7.1 33 6 2 2 4 3 2 1 0 2 0 75 128 2.46 1.227																					
8.1 5 0 0 0 1 1 0 0 0 0 0 21 32 0.00 0.600																						

Batter	1	2	3	4	5	6	7	8	9	AB	R	H	RBI	BB	SO	LOB	BOTTOM					
Lenny Dykstra, L (1,8) OBP: 0.438, SLG: 0.400	BB		1B		G3		1B			3	0	2	0	1	0	0	Philadelphia Phillies @ New York Mets Shea Stadium, Flushing, NY Wed Apr 19 1989, 7:05 PM EDT Att: 25,694 - Unknown					
Tim Lincecum, R (1,4) OBP: 0.450, SLG: 0.526	E BB		G5-3 1-2 2-H		1B		K			3	0	1	1	1	1	2						
Keith Hernandez, L (1,3) OBP: 0.304, SLG: 0.341	FC5 G4-6-3 2-		BB 1B		F7				K	4	0	1	0	0	1	3						
Darryl Strawberry, L (1,9) OBP: 0.393, SLG: 0.667	G4-6-3 1-2		IBB		G3				K	3	0	0	0	1	1	3						
Kevin McReynolds, R (1,7) OBP: 0.345, SLG: 0.340		L7		BB		CS 1B			HR 2B	3	1	2	0	1	0	0						
Howard Johnson, S (1,5) OBP: 0.382, SLG: 0.429		S BB		F8		K 1-2			HR BB	2	1	0	0	2	1	4						
Mackey Sasser, L (1,2) OBP: 0.250, SLG: 0.143 Barry Lyons, R (7,2) OBP: 0.333, SLG: 0.400 Lee Mazzilli, S (8, FH) OBP: 0.500, SLG: 1.000 Gary Carter, R (9,2) OBP: 0.200, SLG: 0.162		P4		G5-4-3 1B		G4-3			HR	3	0	1	0	0	0	1						
Kevin Elster, R (1,6) OBP: 0.327, SLG: 0.457		K		G5-4-3 1-2					F8	4	0	0	0	0	2	2						
David Cone, L (1,1) OBP: 0.333, SLG: 0.250 Randy Myers, L (8,1)		WP BB G5-3 1B		G3		K				3	1	1	0	0	1	0						
Inning Stats	R: 0 E: 1 K: 0 S: 5	H: 0 LOB: 1 BB: 2 P: 16	R: 0 E: 0 K: 1 S: 6	H: 0 LOB: 1 BB: 1 P: 14	R: 1 E: 0 K: 0 S: 12	H: 3 LOB: 3 BB: 2 P: 26	R: 0 E: 0 K: 0 S: 5	H: 1 LOB: 0 BB: 0 P: 8	R: 0 E: 0 K: 1 S: 7	H: 1 LOB: 1 BB: 0 P: 11	R: 0 E: 0 K: 2 S: 10	H: 1 LOB: 1 BB: 0 P: 18	R: 3 E: 0 K: 3 S: 14	H: 2 LOB: 0 BB: 1 P: 25	R: 0 E: 0 K: 0 S: 10	H: 0 LOB: 0 BB: 0 P: 18		R: 3 E: 0 K: 3 S: 14	H: 2 LOB: 0 BB: 1 P: 25	1B: 7 2B: 1 3B: 0 HR: 1	SF: 0 SAC: 0 DP: 2 HBP: 0	WP: 1 PB: 0 SB: 2 CS: 1
PITCHER	IP WLS BF H R ER SO BB IBB HBP BLK WP HR S P ERA WHIP																					
Steve Ontiveros, R (1,1) ERA: 0.9 Jeff Parrett, R (6,1) ERA: 1.42 Steve Bedrosian, R (8,1) ERA: 2.84	5.0 22 3 1 1 1 4 1 0 0 0 0 24 42 3.38 1.125																					
0.1 L 3 1 2 2 1 1 0 0 0 0 0 1 7 12 54.00 6.000																						

Batter	1	2	3	4	5	6	7	8	9	AB	R	H	RBI	BB	SO	LOB	TOP				
Juan Samuel, R (1, 8) Bob Demier, R (6, 8) OBP: 0.333, SLG: 0.316	2-2 G1-3	0-0 P6		1-0 E6		3-2 G4-3			2-2 2B	4	0	0	0	0	0	3					
Tom Herr, S (1, 4) OBP: 0.391, SLG: 0.362	2-1 FC6-4	0-0 FC4-6		2-1 P5			3-1 F7		2-0 2B	5	1	2	2	0	0	3					
Chris James, R (1, 7) OBP: 0.339, SLG: 0.417	0-0 FC6-4	0-0 1B			0-0 L8		2-2 G6-3		2-1 2B	5	1	2	2	0	0	1					
Mike Schmidt, R (1, 5) OBP: 0.323, SLG: 0.589	3-2 HR	0-0 P4			0-1 FC5-4		0-2 G6-3		3-3 K	5	2	2	1	0	1	3					
Von Hayes, L (1, 9) OBP: 0.600, SLG: 0.979	1-1 HR			3-3 K		4-0 FC5-4		1-3 K	4-0 PB	3	1	1	2	2	2	0					
Ricky Jordan, R (1, 3) OBP: 0.317, SLG: 0.368	2-2 F8			1-0 1B		0-1 FC5-4		4-0 1B	0-3 K	4	0	1	0	1	1	4					
Darren Daulton, L (1, 2) OBP: 0.400, SLG: 0.625		4-2 HBP		0-0 L3		2-1 F9		3-2 1B	4-0 FC5-4	3	1	1	0	2	0	1					
Dickie Thon, R (1, 6) OBP: 0.234, SLG: 0.186		0-0 FC4-6		2-2 F8		3-2 F7		3-0 G6-4-3	1-0 FC5-4	5	1	1	0	0	0	5					
Ken Howell, R (1, 1) Greg Harris, S (7, 1) Steve Jeltz, S (9, PH) Todd Frohwirth, R (9, 1)		1-0 FC4-6		1-3 K		0-3 K			4-2 2B	2	0	0	0	0	2	0					
Inning Stats	R: 3 E: 0 K: 0 S: 17	H: 3 LOB: 0 BB: 0 P: 27	R: 2 E: 0 K: 0 S: 8	H: 2 LOB: 2 BB: 1 P: 13	R: 0 E: 0 K: 1 S: 5	H: 1 LOB: 0 BB: 0 P: 9	R: 0 E: 1 K: 1 S: 10	H: 0 LOB: 1 BB: 0 P: 16	R: 1 E: 0 K: 0 S: 7	H: 1 LOB: 1 BB: 1 P: 13	R: 0 E: 0 K: 1 S: 10	H: 0 LOB: 0 BB: 0 P: 18	R: 0 E: 0 K: 1 S: 8	H: 1 LOB: 1 BB: 1 P: 18	R: 3 E: 0 K: 2 S: 17	H: 3 LOB: 3 BB: 3 P: 39	1B: 5 2B: 5 3B: 0 HR: 1	SF: 0 SAC: 0 DP: 1 HBP: 1	WP: 1 PB: 1 SB: 1 CS: 0	PA: 44	
PITCHER	IP WLS BF H R ER SO BB IBB HBP BLK WP HR S P ERA WHIP	IP WLS BF H R ER SO BB IBB HBP BLK WP HR S P ERA WHIP	IP WLS BF H R ER SO BB IBB HBP BLK WP HR S P ERA WHIP	IP WLS BF H R ER SO BB IBB HBP BLK WP HR S P ERA WHIP	IP WLS BF H R ER SO BB IBB HBP BLK WP HR S P ERA WHIP	IP WLS BF H R ER SO BB IBB HBP BLK WP HR S P ERA WHIP	IP WLS BF H R ER SO BB IBB HBP BLK WP HR S P ERA WHIP	IP WLS BF H R ER SO BB IBB HBP BLK WP HR S P ERA WHIP	IP WLS BF H R ER SO BB IBB HBP BLK WP HR S P ERA WHIP	IP WLS BF H R ER SO BB IBB HBP BLK WP HR S P ERA WHIP	IP WLS BF H R ER SO BB IBB HBP BLK WP HR S P ERA WHIP	IP WLS BF H R ER SO BB IBB HBP BLK WP HR S P ERA WHIP	IP WLS BF H R ER SO BB IBB HBP BLK WP HR S P ERA WHIP	IP WLS BF H R ER SO BB IBB HBP BLK WP HR S P ERA WHIP	IP WLS BF H R ER SO BB IBB HBP BLK WP HR S P ERA WHIP	IP WLS BF H R ER SO BB IBB HBP BLK WP HR S P ERA WHIP	IP WLS BF H R ER SO BB IBB HBP BLK WP HR S P ERA WHIP	IP WLS BF H R ER SO BB IBB HBP BLK WP HR S P ERA WHIP	IP WLS BF H R ER SO BB IBB HBP BLK WP HR S P ERA WHIP	IP WLS BF H R ER SO BB IBB HBP BLK WP HR S P ERA WHIP	IP WLS BF H R ER SO BB IBB HBP BLK WP HR S P ERA WHIP

Philadelphia Phillies @ Pittsburgh Pirates
Three Rivers Stadium, Pittsburgh, PA
Thu Apr 20 1989, 7:05 PM EDT
Att: 6,977 - Unknown

AB	37
R	9
H	11
RBI	8
BB	6
SO	6
LOB	20



Batter	1	2	3	4	5	6	7	8	9	AB	R	H	RBI	BB	SO	LOB	BOTTOM				
John Cangelosi, S (1, 8) Morris Madden, L (8, 1) Scott Medvin, R (9, 1)	4-1 G3		4-2 FC5-4		3-2 G4-3		0-1 G1-3			2	1	0	0	2	0	0					
Jose Lind, R (1, 4) OBP: 0.292, SLG: 0.250	2-2 G3		3-1 FC5-4		0-0 G3			3-1 G6-3		4	0	0	0	0	0	2					
Ken Oberkell, L (1, 3) OBP: 0.111, SLG: 0.077	2-0 G4-3		1-1 G4-3			4-2 HR		1-0 L8		3	1	0	1	1	0	1					
Bobby Bonilla, S (1, 5) OBP: 0.303, SLG: 0.290				1-0 2B		0-0 F7		0-0 G4-3		3	1	1	0	1	0	1					
Barry Bonds, L (1, 7) OBP: 0.357, SLG: 0.569				3-2 G6-4-3		3-2 F8			0-0 G4-3	4	0	1	0	0	1	2					
Glenn Wilson, R (1, 9) OBP: 0.276, SLG: 0.426		2-1 G6-3		4-1 G6-4-3		2-1 HR		4-1 BB		2	1	1	2	2	0	0					
Tom Prince, R (1, 2) OBP: 0.111, SLG: 0.250		2-0 P6		2-2 G6-4-3		0-0 G5-3		0-3 K		4	0	0	0	0	1	3					
Rafael Belliard, R (1, 6) OBP: 0.333, SLG: 0.379 Bob Kipper, R (5, 1) Steve Carter, L (7, PH)		3-2 G4-3		3-2 G6-3			2-0 G6-3		2-1 G5-3	2	0	0	0	0	0	1					
Mike Dunne, R (1, 1) Jay Bell, R (5, 6) OBP: 0.095, SLG: 0.050			2-2 G4-3		1-3 K		2-0 G4-3			1	0	0	0	0	0	0					
Inning Stats	R: 1 E: 0 K: 1 S: 10	H: 0 LOB: 1 BB: 2 P: 22	R: 0 E: 0 K: 0 S: 6	H: 0 LOB: 0 BB: 0 P: 13	R: 0 E: 0 K: 0 S: 11	H: 0 LOB: 1 BB: 1 P: 21	R: 1 E: 0 K: 0 S: 10	H: 2 LOB: 1 BB: 1 P: 22	R: 0 E: 0 K: 1 S: 7	H: 0 LOB: 0 BB: 0 P: 11	R: 2 E: 0 K: 0 S: 9	H: 1 LOB: 0 BB: 1 P: 18	R: 0 E: 0 K: 0 S: 4	H: 0 LOB: 0 BB: 0 P: 8	R: 0 E: 0 K: 1 S: 7	H: 0 LOB: 1 BB: 1 P: 13	1B: 1 2B: 1 3B: 0 HR: 1	SF: 0 SAC: 0 DP: 1 HBP: 0	WP: 0 PB: 0 SB: 1 CS: 0	PA: 35	
PITCHER	IP WLS BF H R ER SO BB IBB HBP BLK WP HR S P ERA WHIP	IP WLS BF H R ER SO BB IBB HBP BLK WP HR S P ERA WHIP	IP WLS BF H R ER SO BB IBB HBP BLK WP HR S P ERA WHIP	IP WLS BF H R ER SO BB IBB HBP BLK WP HR S P ERA WHIP	IP WLS BF H R ER SO BB IBB HBP BLK WP HR S P ERA WHIP	IP WLS BF H R ER SO BB IBB HBP BLK WP HR S P ERA WHIP	IP WLS BF H R ER SO BB IBB HBP BLK WP HR S P ERA WHIP	IP WLS BF H R ER SO BB IBB HBP BLK WP HR S P ERA WHIP	IP WLS BF H R ER SO BB IBB HBP BLK WP HR S P ERA WHIP	IP WLS BF H R ER SO BB IBB HBP BLK WP HR S P ERA WHIP	IP WLS BF H R ER SO BB IBB HBP BLK WP HR S P ERA WHIP	IP WLS BF H R ER SO BB IBB HBP BLK WP HR S P ERA WHIP	IP WLS BF H R ER SO BB IBB HBP BLK WP HR S P ERA WHIP	IP WLS BF H R ER SO BB IBB HBP BLK WP HR S P ERA WHIP	IP WLS BF H R ER SO BB IBB HBP BLK WP HR S P ERA WHIP	IP WLS BF H R ER SO BB IBB HBP BLK WP HR S P ERA WHIP	IP WLS BF H R ER SO BB IBB HBP BLK WP HR S P ERA WHIP	IP WLS BF H R ER SO BB IBB HBP BLK WP HR S P ERA WHIP	IP WLS BF H R ER SO BB IBB HBP BLK WP HR S P ERA WHIP	IP WLS BF H R ER SO BB IBB HBP BLK WP HR S P ERA WHIP	IP WLS BF H R ER SO BB IBB HBP BLK WP HR S P ERA WHIP

Philadelphia Phillies @ Pittsburgh Pirates
Three Rivers Stadium, Pittsburgh, PA
Thu Apr 20 1989, 7:05 PM EDT
Att: 6,977 - Unknown

AB	29
R	4
H	3
RBI	3
BB	6
SO	3
LOB	11



Batter	1	2	3	4	5	6	7	8	9	AB	R	H	RBI	BB	SO	LOB	TOP				
Juan Samuel, R (1,8) Steve Bedrosian, R (9,1)	1-2 1B		3-1 1B G3 5-3 1B		2-2 6-3		0-1 1B		3-2 F8	5	2	3	0	0	0	0					
Tom Herr, S (1,4) OBP: 0.397, SLG: 0.371	1-0 2H 1B		0-1 G3 1-2		1-1 6-3		0-1 1B		1-3 2H 1B	4	0	2	2	0	0	1					
Chris James, R (1,7) OBP: 0.348, SLG: 0.438	1-1 FC1-6-5 2-3		0-2 5-3 1B		0-0 2B		0-1 P6			4	0	2	0	0	0	3					
Mike Schmidt, R (1,5) OBP: 0.303, SLG: 0.550	1-2 5-3		2-2 5-3		3-2 F8		2-1 5-3			4	0	0	1	0	0	5					
Von Hayes, L (1,9) OBP: 0.565, SLG: 0.902	0-0 F9		3-2 F8		2-1 G3		2-1 F8			4	0	0	0	0	0	2					
Ricky Jordan, R (1,3) OBP: 0.289, SLG: 0.333		1-3 K		2-2 5-3		1-3 K		0-3 K		4	0	0	0	0	3	0					
Darren Daulton, L (1,2) OBP: 0.409, SLG: 0.611		2-2 FC4-6 1B		2-1 E G3 1B		2-2 4-3		1-3 K		4	0	2	0	0	1	0					
Steve Jeltz, S (1,6) OBP: 0.421, SLG: 0.400		2-2 FC4-6 1-2		1-0 G3			1-2 1B 1B		0-0 3-1	4	1	1	0	0	0	2					
Floyd Youmans, R (1,1) OBP: 0.125, SLG: 0.125 Jeff Parrett, R (7,1) Curt Ford, L (9,PH)		0-3 K		0-2 5-3			2-1 B3		2-0 4-3	3	0	0	0	0	1	3					
Inning Stats	R: 1 E: 0 K: 0 S: 10	H: 2 LOB: 1 BB: 0 P: 14	R: 0 E: 0 K: 2 S: 14	H: 1 LOB: 1 BB: 0 P: 19	R: 1 E: 0 K: 0 S: 14	H: 2 LOB: 1 BB: 0 P: 22	R: 0 E: 1 K: 0 S: 10	H: 1 LOB: 0 BB: 0 P: 15	R: 0 E: 0 K: 1 S: 9	H: 0 LOB: 0 BB: 0 P: 14	R: 1 E: 0 K: 0 S: 13	H: 3 LOB: 2 BB: 0 P: 18	R: 0 E: 0 K: 2 S: 8	H: 0 LOB: 0 BB: 0 P: 11	R: 0 E: 0 K: 0 S: 5	H: 0 LOB: 0 BB: 0 P: 10	1B: 8 2B: 2 3B: 0 HR: 0	SF: 0 SAC: 0 DP: 0 HBP: 0	WP: 0 PB: 0 CS: 0	PA: 37	
PITCHER	IP WLS BF H R ER SO BB IBB HBP BLK WP HR S P ERA WHIP	IP WLS BF H R ER SO BB IBB HBP BLK WP HR S P ERA WHIP	IP WLS BF H R ER SO BB IBB HBP BLK WP HR S P ERA WHIP	IP WLS BF H R ER SO BB IBB HBP BLK WP HR S P ERA WHIP	IP WLS BF H R ER SO BB IBB HBP BLK WP HR S P ERA WHIP	IP WLS BF H R ER SO BB IBB HBP BLK WP HR S P ERA WHIP	IP WLS BF H R ER SO BB IBB HBP BLK WP HR S P ERA WHIP	IP WLS BF H R ER SO BB IBB HBP BLK WP HR S P ERA WHIP	IP WLS BF H R ER SO BB IBB HBP BLK WP HR S P ERA WHIP	IP WLS BF H R ER SO BB IBB HBP BLK WP HR S P ERA WHIP	IP WLS BF H R ER SO BB IBB HBP BLK WP HR S P ERA WHIP	IP WLS BF H R ER SO BB IBB HBP BLK WP HR S P ERA WHIP	IP WLS BF H R ER SO BB IBB HBP BLK WP HR S P ERA WHIP	IP WLS BF H R ER SO BB IBB HBP BLK WP HR S P ERA WHIP	IP WLS BF H R ER SO BB IBB HBP BLK WP HR S P ERA WHIP	IP WLS BF H R ER SO BB IBB HBP BLK WP HR S P ERA WHIP	IP WLS BF H R ER SO BB IBB HBP BLK WP HR S P ERA WHIP	IP WLS BF H R ER SO BB IBB HBP BLK WP HR S P ERA WHIP	IP WLS BF H R ER SO BB IBB HBP BLK WP HR S P ERA WHIP	IP WLS BF H R ER SO BB IBB HBP BLK WP HR S P ERA WHIP	IP WLS BF H R ER SO BB IBB HBP BLK WP HR S P ERA WHIP

Philadelphia Phillies @ Pittsburgh Pirates
Three Rivers Stadium, Pittsburgh, PA
Fri Apr 21 1989, 7:05 PM EDT
Att: 15,221 - Unknown

AB 37
R 3
H 10
RBI 3
BB 0
SO 5
LOB 16



Batter	1	2	3	4	5	6	7	8	9	AB	R	H	RBI	BB	SO	LOB	BOTTOM					
R.J. Reynolds, S (1,8) OBP: 0.286, SLG: 0.273 Jeff Robinson, R (9,1)	2-0 G1-3		1-2 F7			2-0 4-3		2-1 F8		4	0	0	0	0	0	0						
Jose Lind, R (1,4) OBP: 0.275, SLG: 0.233	1-1 F9			1-0 F9		3-2 L8		0-0 4-3		4	0	0	0	0	0	0						
Ken Oberkfell, L (1,3) OBP: 0.097, SLG: 0.067	0-1 P5			1-2 P6		2-1 F9			1-0 6-3	4	0	0	0	0	0	0						
Bobby Bonilla, S (1,5) OBP: 0.300, SLG: 0.277		4-0 F9 WP SF8 BB		3-3 K			1-2 4-3		0-3 K	3	1	0	0	1	2	0						
Barry Bonds, L (1,7) OBP: 0.351, SLG: 0.594		2-0 F9			0-0 HR		1-2 P3		0-0 F7	4	1	1	1	0	0	1						
Glenn Wilson, R (1,9) OBP: 0.281, SLG: 0.429		2-2 SF8			2-0 L8		2-0 1B			2	0	1	1	0	0	0						
Junior Ortiz, R (1,2) OBP: 0.231, SLG: 0.200		3-H F7			0-1 L9		3-2 1B			3	0	1	0	0	0	0						
Rafael Belliard, R (1,6) OBP: 0.344, SLG: 0.387 Steve Carter, L (7,PH) Rey Quinones, R (8,6) OBP: 0.150, SLG: 0.105			0-1 P6			2-1 1B		1-3 K		2	0	1	0	0	0	0						
Doug Drabek, R (1,1) Morris Madden, L (8,1) John Cangelosi, S (8,PH)			0-2 F9		0-0 G3			3-2 6-3		2	0	0	0	0	0	0						
Inning Stats	R: 0 E: 0 K: 0 S: 5	H: 0 LOB: 0 BB: 0 P: 8	R: 1 E: 0 K: 0 S: 6	H: 0 LOB: 0 BB: 1 P: 16	R: 0 E: 0 K: 0 S: 8	H: 0 LOB: 0 BB: 0 P: 9	R: 0 E: 0 K: 1 S: 8	H: 0 LOB: 0 BB: 0 P: 13	R: 1 E: 0 K: 0 S: 7	H: 2 LOB: 1 BB: 0 P: 11	R: 0 E: 0 K: 0 S: 7	H: 0 LOB: 0 BB: 0 P: 14	R: 0 E: 0 K: 1 S: 14	H: 2 LOB: 2 BB: 0 P: 22	R: 0 E: 0 K: 0 S: 7	H: 0 LOB: 0 BB: 0 P: 12	R: 0 E: 0 K: 1 S: 6	H: 0 LOB: 0 BB: 0 P: 7	1B: 3 2B: 0 3B: 0 HR: 1	SF: 1 SAC: 0 DP: 0 HBP: 0	WP: 1 PB: 0 CS: 0	PA: 32
PITCHER	IP WLS BF H R ER SO BB IBB HBP BLK WP HR S P ERA WHIP	IP WLS BF H R ER SO BB IBB HBP BLK WP HR S P ERA WHIP	IP WLS BF H R ER SO BB IBB HBP BLK WP HR S P ERA WHIP	IP WLS BF H R ER SO BB IBB HBP BLK WP HR S P ERA WHIP	IP WLS BF H R ER SO BB IBB HBP BLK WP HR S P ERA WHIP	IP WLS BF H R ER SO BB IBB HBP BLK WP HR S P ERA WHIP	IP WLS BF H R ER SO BB IBB HBP BLK WP HR S P ERA WHIP	IP WLS BF H R ER SO BB IBB HBP BLK WP HR S P ERA WHIP	IP WLS BF H R ER SO BB IBB HBP BLK WP HR S P ERA WHIP	IP WLS BF H R ER SO BB IBB HBP BLK WP HR S P ERA WHIP	IP WLS BF H R ER SO BB IBB HBP BLK WP HR S P ERA WHIP	IP WLS BF H R ER SO BB IBB HBP BLK WP HR S P ERA WHIP	IP WLS BF H R ER SO BB IBB HBP BLK WP HR S P ERA WHIP	IP WLS BF H R ER SO BB IBB HBP BLK WP HR S P ERA WHIP	IP WLS BF H R ER SO BB IBB HBP BLK WP HR S P ERA WHIP	IP WLS BF H R ER SO BB IBB HBP BLK WP HR S P ERA WHIP	IP WLS BF H R ER SO BB IBB HBP BLK WP HR S P ERA WHIP	IP WLS BF H R ER SO BB IBB HBP BLK WP HR S P ERA WHIP	IP WLS BF H R ER SO BB IBB HBP BLK WP HR S P ERA WHIP	IP WLS BF H R ER SO BB IBB HBP BLK WP HR S P ERA WHIP	IP WLS BF H R ER SO BB IBB HBP BLK WP HR S P ERA WHIP	

Philadelphia Phillies @ Pittsburgh Pirates
Three Rivers Stadium, Pittsburgh, PA
Fri Apr 21 1989, 7:05 PM EDT
Att: 15,221 - Unknown

AB 30
R 2
H 4
RBI 2
BB 1
SO 3
LOB 4



Batter	1	2	3	4	5	6	7	8	9	AB	R	H	RBI	BB	SO	LOB	TOP		
Juan Samuel, R (1, 8) OBP: 0.333, SLG: 0.400	1-2 P6		1-1 L6		1-1 F9		2-1 SH1-4 1B	1-2 1B 1B		5	2	2	0	0	0	0	Philadelphia Phillies @ Pittsburgh Pirates Three Rivers Stadium, Pittsburgh, PA Sat Apr 22 1989, 3:33 AM EDT Att: 14,669 - Unknown		
Bob Demier, R (1, 9) OBP: 0.382, SLG: 0.333	3-1 F7		4-2 1B		1-2 5-3		0-0 BB SH1-4 1B	0-0 WP 1B		4	0	2	0	1	0	0			
Tom Herr, S (1, 4) OBP: 0.417, SLG: 0.394	3-2 5-3		2-2 G4-6-3 1B		0-0 1B		0-0 SH1-4	1-0 WP		4	0	3	0	0	0	0			
Mike Schmidt, R (1, 5) OBP: 0.324, SLG: 0.547		0-0 BLK 1B	2-1 G4-6-3 1B		0-0 1B		4-0 BB	1-0 5-3		4	0	2	0	1	0	4			
Chris James, R (1, 7) OBP: 0.338, SLG: 0.420	0-2 P4			1-1 4-3 WP 1B	0-1 L4		0-2 P4		1-2 F7	5	1	1	0	0	0	6			
Von Hayes, L (1, 3) OBP: 0.554, SLG: 0.852	4-0 BLK 1B			2-1 4-3		0-1 3-1	4-1 1-2 2-3 3-H BB		0-1 4-3	3	0	0	1	2	0	1			
Steve Lake, R (1, 2) Curt Ford, L (9, PH) OBP: 0.083, SLG: 0.083	1-3 K			0-1 F4		0-0 FC6-4 1B			0-0 1B	4	0	1	0	0	2	6			
Dickie Thon, R (1, 6) Darren Daulton, L (9, PH) OBP: 0.255, SLG: 0.196 OBP: 0.222, SLG: 0.622	4-0 FC6-4 IBB			2-2 3-H 1B		0-2 P8		2-2 6-3	2-1 1B	3	0	1	1	1	0	1			
Don Carman, L (1, 1) Jeff Parrett, R (8, 1) Mark Ryal, L (9, PH)	0-0 FC6-4			0-0 P5		0-0 FC6-4		0-0 1-3	0-0 4-3	0	0	0	0	0	0	5			
Inning Stats	R: 0 E: 0 K: 0 S: 9	H: 0 LOB: 0 BB: 0 P: 16	R: 0 E: 0 K: 1 S: 9	H: 1 LOB: 3 BB: 2 P: 18	R: 0 E: 0 K: 0 S: 9	H: 1 LOB: 1 BB: 1 P: 18	R: 1 E: 0 K: 0 S: 11	H: 2 LOB: 1 BB: 0 P: 16	R: 0 E: 0 K: 0 S: 10	H: 1 LOB: 1 BB: 0 P: 7	R: 1 E: 0 K: 1 S: 11	H: 2 LOB: 3 BB: 2 P: 23	R: 1 E: 0 K: 0 S: 11	H: 3 LOB: 2 BB: 0 P: 16	R: 0 E: 0 K: 0 S: 9	H: 2 LOB: 2 BB: 0 P: 12		1B: 14 2B: 0 3B: 0 HR: 0	SF: 0 SAC: 1 DP: 1 HBP: 0
PITCHER	IP WLS BF H R ER SO BB IBB HBP BLK WP HR S P ERA WHIP																		
Neal Heaton, L (1, 1) ERA: 3.26	6.1 31 9 2 2 1 2 2 0 0 1 1 0 59 97 2.84 1.737																		
Logan Easley, R (7, 1)	0.1 1 0 0 0 0 0 0 0 0 0 0 0 3 3 0.00 0.000																		
Bob Kipper, L (7, 1) ERA: 3.48	1.0 7 3 1 1 1 1 0 0 0 0 0 0 14 24 9.00 4.000																		
Jeff Robinson, R (8, 1) ERA: 3.18	1.1 W 6 2 0 0 0 0 0 0 0 0 1 0 10 14 0.00 1.500																		

Batter	1	2	3	4	5	6	7	8	9	AB	R	H	RBI	BB	SO	LOB	BOTTOM				
Gary Redus, R (1, 3) OBP: 0.529, SLG: 0.462	0-1 G3		3-3 K		3-3 K			1-0 F8		4	0	0	0	0	2	0	Philadelphia Phillies @ Pittsburgh Pirates Three Rivers Stadium, Pittsburgh, PA Sat Apr 22 1989, 3:33 AM EDT Att: 14,669 - Unknown				
Jose Lind, R (1, 4) OBP: 0.301, SLG: 0.313	1-0 HR		2-1 1B		0-3 K			0-1 1B 1B		4	2	3	1	0	1	0					
R.J. Reynolds, S (1, 8) OBP: 0.308, SLG: 0.297	0-1 1B		1-3 K		1-0 1-3			2-2 1B SF9 1B		4	1	2	0	0	1	1					
Bobby Bonilla, S (1, 5) OBP: 0.311, SLG: 0.279	2-0 P3			2-0 L7		4-0 BB		1-1 SF9 IBB 1B		3	0	1	1	1	0	1					
Barry Bonds, L (1, 7) OBP: 0.359, SLG: 0.597	2-2 P4			3-1 1B SF9 2B		0-1 F7		4-0 SF9 IBB		3	1	1	0	1	0	2					
Glenn Wilson, R (1, 9) OBP: 0.283, SLG: 0.423		1-0 5-3		1-1 FC5-4 1B		0-0 L9		0-0 SF9		3	0	1	0	0	0	1					
Logan Easley, R (7, 1)										0	0	0	0	0	0	0					
Bob Kipper, R (7, 1)										0	0	0	0	0	0	0					
Junior Ortiz, R (8, 2) OBP: 0.222, SLG: 0.200										0	0	0	1	0	0	0					
Rey Quinones, R (1, 6) OBP: 0.167, SLG: 0.095		2-1 5-3		0-0 SF9				1-2 2-3 3-H IBB		2	0	0	1	1	0	0					
Tom Prince, R (1, 2) OBP: 0.083, SLG: 0.182		1-1 P4		3-H FC5-4		1-1 P6		1-0 F7	0-1 F7	3	0	0	0	0	0	1					
Jeff Robinson, R (8, 1) OBP: 0.345, SLG: 0.182										1	0	0	0	0	0	0					
Inning Stats	R: 1 E: 0 K: 0 S: 9	H: 2 LOB: 1 BB: 0 P: 14	R: 0 E: 0 K: 0 S: 5	H: 0 LOB: 0 BB: 0 P: 9	R: 0 E: 0 K: 3 S: 12	H: 1 LOB: 1 BB: 0 P: 21	R: 1 E: 0 K: 0 S: 8	H: 2 LOB: 1 BB: 0 P: 15	R: 0 E: 0 K: 2 S: 7	H: 0 LOB: 0 BB: 0 P: 10	R: 0 E: 0 K: 0 S: 4	H: 0 LOB: 1 BB: 1 P: 9	R: 0 E: 0 K: 0 S: 4	H: 0 LOB: 0 BB: 0 P: 5	R: 2 E: 0 K: 0 S: 11	H: 3 LOB: 3 BB: 2 P: 23	R: 0 E: 0 K: 0 S: 9	H: 2 LOB: 2 BB: 0 P: 12	1B: 6 2B: 1 3B: 0 HR: 1	SF: 2 SAC: 0 DP: 0 HBP: 0	WP: 0 PA: 35
PITCHER	IP WLS BF H R ER SO BB IBB HBP BLK WP HR S P ERA WHIP																				
Don Carman, L (1, 1) ERA: 4.43	7.1 L 30 7 4 4 4 5 1 0 0 0 0 0 55 92 4.91 1.091																				
Jeff Parrett, R (8, 1) ERA: 1.23	0.2 5 1 0 0 0 0 0 2 0 0 0 0 5 14 0.00 1.500																				

Batter	1	2	3	4	5	6	7	8	9	AB	R	H	RBI	BB	SO	LOB	TOP										
Juan Samuel, R (1.8) Dwayne Murphy, L (7.8)	F8	FC6-4			P3		P4		G6-3	4	0	0	0	0	0	1											
Tom Herr, S (1.4) OBP: 0.395, SLG: 0.371	K		G5-3		G1-3		E6			4	0	0	0	0	1	0											
Von Hayes, L (1.9) OBP: 0.538, SLG: 0.810	E3	HR			K		G6-3			4	1	1	0	0	1	1											
Mike Schmidt, R (1.5) OBP: 0.320, SLG: 0.574	HR		F8			F8	G6-3			4	1	1	2	0	2												
Chris James, R (1.7) OBP: 0.360, SLG: 0.438	1B		P3			BLK SF9		CS	G5-3	4	1	3	0	0	0	1											
Ricky Jordan, R (1.3) OBP: 0.265, SLG: 0.304	F7				P3	E1		G5-3		4	1	0	0	0	0	3											
Dickie Thon, R (1.6) Steve Bedrosian, R (8.1)		L5-3			G5-3	SF9		CS	1B	2	0	2	1	1	0	0											
Steve Lake, R (1.2) Curt Ford, L (9.7) OBP: 0.240, SLG: 0.240 OBP: 0.077, SLG: 0.077		L5-3			G5-3			CS	L7	3	0	1	1	0	0	2											
Larry McWilliams, L (1.1) Mike Maddux, L (6.1) Steve Jeltz, S (8.6) OBP: 0.200, SLG: 0.200 OBP: 0.400, SLG: 0.375					K	F8			G3	3	0	1	0	0	1	2											
Inning Stats	R: 2 E: 1 K: 1 S: 12	H: 2 LOB: 1 BB: 0 P: 18	R: 0 E: 0 K: 0 S: 6	H: 1 LOB: 1 BB: 1 P: 12	R: 0 E: 0 K: 0 S: 11	H: 1 LOB: 1 BB: 0 P: 14	R: 0 E: 0 K: 1 S: 8	H: 1 LOB: 1 BB: 0 P: 9	R: 0 E: 0 K: 0 S: 6	H: 0 LOB: 0 BB: 0 P: 7	R: 2 E: 1 K: 0 S: 11	H: 2 LOB: 1 BB: 0 P: 14	R: 0 E: 1 K: 0 S: 8	H: 0 LOB: 1 BB: 0 P: 12	R: 0 E: 0 K: 0 S: 8	H: 2 LOB: 0 BB: 0 P: 14	R: 0 E: 0 K: 0 S: 7	H: 0 LOB: 0 BB: 0 P: 10	1B: 8 2B: 1 3B: 0 HR: 1	SF: 1 SAC: 0 DP: 1 HBP: 0	WP: 0 PB: 0 SB: 2 CS: 2	PA: 38					
PITCHER	IP	WLS	BF	H	R	ER	SO	BB	IBB	HBP	BLK	WP	HR	S	P	ERA	WHIP										
John Smiley, L (1.1) ERA: 2.6	6.0		27	7	4	0	3	1	0	0	1	0	1	54	74	0.00	1.333										
Brian Fisher, R (7.1) ERA: 13.5	1.0		5	1	0	0	0	0	0	0	0	0	0	9	15	0.00	1.000										
Logan Easley, R (8.1) ERA:	2.0	W	5	1	0	0	0	0	0	0	0	0	0	14	21	0.00	0.500										

Philadelphia Phillies @ Pittsburgh Pirates
Three Rivers Stadium, Pittsburgh, PA
Sun Apr 23 1989, 3:33 AM EDT
Att: 16,816 - Unknown

AB 35
R 4
H 9
RBI 4
BB 1
SO 3
LOB 12



Batter	1	2	3	4	5	6	7	8	9	AB	R	H	RBI	BB	SO	LOB	BOTTOM										
Gary Redus, R (1.3) OBP: 0.524, SLG: 0.438	P4		FC6			F9		SH3		3	1	1	0	1	0	1											
Jose Lind, R (1.4) OBP: 0.303, SLG: 0.313	6-3		FC6			1B		SH3		3	1	1	0	0	0	2											
R.J. Reynolds, S (1.8) OBP: 0.326, SLG: 0.341	6-3				G6-3		G3-1			4	2	2	2	0	0	0											
Bobby Bonilla, S (1.5) OBP: 0.321, SLG: 0.333					G6-3		E3			4	1	2	2	0	0	1											
Barry Bonds, L (1.7) OBP: 0.341, SLG: 0.566					P6		G3-1			4	0	0	1	0	1	2											
Glenn Wilson, R (1.9) OBP: 0.270, SLG: 0.400							P3			3	0	0	0	0	0	2											
Brian Fisher, R (7.1)										0	0	0	0	0	0	0											
Logan Easley, R (8.1)										1	0	0	0	0	1	0											
Rey Quinones, R (1.6) OBP: 0.148, SLG: 0.083					G4-3					3	0	0	0	0	0	0											
Junior Ortiz, R (1.2) OBP: 0.233, SLG: 0.214						F9		G4-3		3	0	1	0	0	0	0											
John Smiley, L (1.1) ERA: 1.75					G4-3					1	0	0	0	0	0	1											
John Cangelosi, S (6.7) OBP: 0.355, SLG: 0.208								L6		2	1	1	0	0	0	0											
Inning Stats	R: 0 E: 0 K: 0 S: 8	H: 0 LOB: 0 BB: 0 P: 14	R: 0 E: 0 K: 1 S: 6	H: 1 LOB: 0 BB: 0 P: 9	R: 0 E: 0 K: 0 S: 8	H: 1 LOB: 2 BB: 1 P: 19	R: 0 E: 0 K: 0 S: 5	H: 0 LOB: 0 BB: 0 P: 8	R: 0 E: 0 K: 0 S: 6	H: 0 LOB: 0 BB: 0 P: 7	R: 3 E: 1 K: 0 S: 13	H: 3 LOB: 1 BB: 0 P: 21	R: 0 E: 0 K: 0 S: 7	H: 0 LOB: 0 BB: 0 P: 12	R: 3 E: 0 K: 1 S: 14	H: 3 LOB: 0 BB: 0 P: 22	1B: 6 2B: 1 3B: 0 HR: 1	SF: 0 SAC: 1 DP: 1 HBP: 0	WP: 0 PB: 0 SB: 1 CS: 0	PA: 33							
PITCHER	IP	WLS	BF	H	R	ER	SO	BB	IBB	HBP	BLK	WP	HR	S	P	ERA	WHIP										
Larry McWilliams, L (1.1) ERA: 7.36	5.1		21	5	3	1	1	1	0	0	0	0	0	37	65	1.69	1.125										
Mike Maddux, R (6.1) ERA: 7.36	2.0		8	1	1	1	0	0	0	0	0	0	0	19	30	4.50	0.500										
Steve Bedrosian, R (8.1) ERA: 4.5	0.2	L	4	2	2	2	1	0	0	0	0	0	1	11	17	27.00	3.000										

Philadelphia Phillies @ Pittsburgh Pirates
Three Rivers Stadium, Pittsburgh, PA
Sun Apr 23 1989, 3:33 AM EDT
Att: 16,816 - Unknown

AB 31
R 6
H 8
RBI 5
BB 1
SO 2
LOB 9




Batter	1	2	3	4	5	6	7	8	9	AB	R	H	RBI	BB	SO	LOB	TOP										
Juan Samuel, R OBP: 0.250, SLG: 0.261 (1, 8)	F8		1B BLK BB	F8		CS	G5-3	F7		4	1	0	0	1	0	0	Philadelphia Phillies @ Houston Astros Astrodome, Houston, TX Mon Apr 24 1989, 8:05 PM EDT Att: 9,088 - Unknown										
Tom Herr, S OBP: 0.407, SLG: 0.413 (1, 4)	FC6 3B		G3 BLK 1B	G4-3			F8 1B	G4-3		5	3	3	0	0	0	0											
Von Hayes, L OBP: 0.542, SLG: 0.806 (1, 9)	FC6		G3		G4-3 L5 2B		E9 1B	FC5-4 BB		4	1	2	1	1	0	1											
Mike Schmidt, R OBP: 0.325, SLG: 0.556 Steve Jeltz, S OBP: 0.400, SLG: 0.375 (8, 5)	P4		1B 1B		G4-3		1B 1B	FC5-4 1-2		4	2	1	1	1	0	3											
Chris James, R OBP: 0.338, SLG: 0.410 (1, 7)	F9		L7		L5		IBB		G6-3	0	0	0	0	0	0	0											
Ricky Jordan, R OBP: 0.296, SLG: 0.353 (1, 3)		K	1B 1-2			F8 1B 2B	1B		G6-3	5	1	3	2	0	1	0											
Darren Daulton, L OBP: 0.420, SLG: 0.595 (1, 2)		G6-3		1B 1-3 2-H 3-H		F8	BB 1B		L7	5	0	2	2	0	0	1											
Dickie Thon, R OBP: 0.305, SLG: 0.235 (1, 6)		E6		F8			CS 1B			3	0	1	1	1	0	2											
Marvin Freeman, R OBP: 0.325, SLG: 0.556 Mike Maddux, L OBP: 0.325, SLG: 0.556 Curt Ford, L OBP: 0.071, SLG: 0.071 Greg Harris, S OBP: 0.400, SLG: 0.375 (6, 1)	G4-3			G4-3		F8	K			2	0	0	0	0	0	1											
Inning Stats	R: 1 E: 0 K: 0 S: 13	H: 1 LOB: 1 BB: 0 P: 23	R: 0 E: 1 K: 1 S: 10	H: 0 LOB: 1 BB: 0 P: 13	R: 3 E: 0 K: 0 S: 14	H: 4 LOB: 2 BB: 1 P: 27	R: 0 E: 0 K: 0 S: 5	H: 0 LOB: 0 BB: 0 P: 8	R: 0 E: 0 K: 0 S: 6	H: 1 LOB: 0 BB: 0 P: 10	R: 1 E: 0 K: 0 S: 8	H: 2 LOB: 0 BB: 0 P: 11	R: 3 E: 1 K: 2 S: 25	H: 4 LOB: 2 BB: 2 P: 38	R: 0 E: 0 K: 0 S: 8	H: 0 LOB: 1 BB: 1 P: 13		R: 0 E: 0 K: 0 S: 5	H: 0 LOB: 0 BB: 0 P: 7	1B: 9 2B: 3 3B: 1 HR: 0	SF: 0 SAC: 0 DP: 1 HBP: 0	WP: 0 PB: 0 SB: 1 CS: 1	PA: 44				
PITCHER	IP	WLS	BF	H	R	ER	SO	BB	IBB	HBP	BLK	WP	HR	S	P	ERA	WHIP										
Jim Clancy, R ERA: 2.66 (1, 1)	2.0		9	1	1	1	1	0	0	0	0	0	0	23	36	4.50	0.500										
Bob Forsch, R ERA: 3.86 (3, 1)	3.0	L	15	6	4	4	0	1	0	0	1	0	0	27	47	12.00	2.333										
Danny Darwin, R ERA: 2.21 (6, 1)	1.2		11	5	3	3	1	1	1	0	0	0	0	28	44	16.20	3.600										
Juan Agosto, L ERA: 5.4 (7, 1)	1.1		5	0	0	0	1	1	0	0	0	0	0	11	16	0.00	0.750										
Rick Rhoden, R ERA: 3.76 (9, 1)	1.0		3	0	0	0	0	0	0	0	0	0	0	5	7	0.00	0.000										


Batter	1	2	3	4	5	6	7	8	9	AB	R	H	RBI	BB	SO	LOB	BOTTOM										
Gerald Young, S OBP: 0.294, SLG: 0.237 (1, 8)	G4-3			G6-4-3		B1			G1-3	4	0	0	0	1	0	3	Philadelphia Phillies @ Houston Astros Astrodome, Houston, TX Mon Apr 24 1989, 8:05 PM EDT Att: 9,088 - Unknown										
Billy Hatcher, R OBP: 0.309, SLG: 0.364 (1, 7)	BLK E BB	FC4-6 BB		P4			K		K	4	1	0	0	1	2	4											
Bill Doran, S OBP: 0.296, SLG: 0.413 (1, 4)	E FC6-2 BB	L8			2B BB		G4-3		G3	3	1	0	0	2	0	3											
Glenn Davis, R OBP: 0.329, SLG: 0.538 (1, 3)	E7 FC6-2 1B		F7		2B		HR			4	1	3	3	0	0	0											
Kevin Bass, S OBP: 0.321, SLG: 0.309 (1, 9)	FC6-2 BB		F8		G4-6-3 BB		G6-3			3	0	0	0	1	0	2											
Rafael Ramirez, R OBP: 0.280, SLG: 0.325 Juan Agosto, L (7, 1)			G6-3		B1			G3		2	0	0	0	1	0	2											
Greg Gross, L OBP: 0.364, SLG: 0.222 Rick Rhoden, R OBP: 0.111, SLG: 0.111 (9, 1)										1	0	0	0	0	0	0											
Alan Ashby, S OBP: 0.311, SLG: 0.189 (1, 2)	G3			G6-4-3 1B BB		G4-6-3		G5-3		3	1	0	0	1	0	5											
Ken Caminiti, S OBP: 0.325, SLG: 0.432 (1, 5)		G3		G6-4-3 1B		L9		G4-3		4	0	1	0	0	0	0											
Jim Clancy, R OBP: 0.222, SLG: 0.125 Bob Forsch, R OBP: 0.500, SLG: 0.500 (2, PR) (3, 1)		FC4-6 BB		G6-4-3 1B		F9			G1-3 BB	1	0	1	0	0	0	0											
Danny Darwin, R OBP: 0.325, SLG: 0.538 Craig Reynolds, L OBP: 0.217, SLG: 0.318 (6, 6)				1B						1	0	0	0	1	0	0											
Inning Stats	R: 1 E: 1 K: 0 S: 11	H: 1 LOB: 3 BB: 1 P: 28	R: 0 E: 0 K: 0 S: 12	H: 1 LOB: 3 BB: 1 P: 20	R: 0 E: 0 K: 0 S: 7	H: 0 LOB: 0 BB: 0 P: 7	R: 1 E: 0 K: 0 S: 12	H: 2 LOB: 1 BB: 1 P: 22	R: 1 E: 0 K: 0 S: 11	H: 1 LOB: 1 BB: 2 P: 20	R: 0 E: 0 K: 0 S: 10	H: 0 LOB: 0 BB: 0 P: 13	R: 1 E: 0 K: 1 S: 13	H: 1 LOB: 0 BB: 0 P: 22	R: 0 E: 0 K: 0 S: 7	H: 0 LOB: 0 BB: 0 P: 10	R: 0 E: 0 K: 1 S: 8	H: 0 LOB: 1 BB: 1 P: 17	1B: 4 2B: 1 3B: 0 HR: 1	SF: 0 SAC: 0 DP: 2 HBP: 0	WP: 0 PB: 0 SB: 1 CS: 0	PA: 39					
PITCHER	IP	WLS	BF	H	R	ER	SO	BB	IBB	HBP	BLK	WP	HR	S	P	ERA	WHIP										
Marvin Freeman, R ERA: 6.0 (1, 1)	3.0		16	2	2	2	0	5	0	0	1	0	0	30	59	6.00	2.333										
Mike Maddux, R ERA: 6.92 (4, 1)	2.0		9	3	1	1	0	2	0	0	0	0	0	23	38	4.50	2.500										
Greg Harris, R ERA: 2.6 (6, 1)	4.0	W	14	1	1	1	2	1	0	0	0	0	1	38	62	2.25	0.500										



Batter	1	2	3	4	5	6	7	8	9	AB	R	H	RBI	BB	SO	LOB	TOP					
Juan Samuel, R (1, 8) OBP: 0.286, SLG: 0.269	0-3 K			0-0 G5-3		0-1 F8 S 1B		4-2 S BB		3	0	1	0	1	1	0	Philadelphia Phillies @ Houston Astros Astrodome, Houston, TX Tue Apr 25 1989, 8:05 PM EDT Att: 12,584 - Dome					
Tom Herr, S (1, 4) OBP: 0.400, SLG: 0.405	1-2 G4-3			2-1 S 1B		2-1 P5		1-3 K		4	0	1	0	0	1	2						
Von Hayes, L (1, 9) OBP: 0.517, SLG: 0.758	2-0 G3			0-0 P5		1-1 F8		2-1 F9		4	0	0	0	0	0	3						
Mike Schmidt, R (1, 5) OBP: 0.321, SLG: 0.533		1-0 F8		4-1 S 1-2 BB		0-1 G6-3		0-1 L7		3	0	0	0	1	0	1						
Chris James, R (1, 7) OBP: 0.321, SLG: 0.390	1-2 G5-3			2-2 P4			1-2 G6-3		1-0 F8	4	0	0	0	0	0	2						
Ricky Jordan, R (1, 3) OBP: 0.276, SLG: 0.327	2-0 P4				0-0 G5-3		2-3 K		0-0 P3	4	0	0	0	0	1	0						
Darren Daulton, L (1, 2) OBP: 0.415, SLG: 0.644			0-0 F8		1-2 P8		0-0 HR			3	1	1	1	0	0	0						
Dickie Thon, R (1, 6) OBP: 0.306, SLG: 0.241			1-1 G5-3		0-2 S 1B		0-2 G5-3			3	0	1	0	0	0	0						
Ken Howell, R (1, 1) Curt Ford, L (8, PH) Todd Frohwrth, R (8, 1)			3-3 K		1-1 P3		0-0 G3			2	0	0	0	0	1	1						
Inning Stats	R: 0 E: 0 K: 1 S: 7	H: 0 LOB: 0 BB: 0 P: 10	R: 0 E: 0 K: 0 S: 6	H: 0 LOB: 0 BB: 0 P: 10	R: 0 E: 0 K: 1 S: 7	H: 0 LOB: 0 BB: 1 P: 11	R: 0 E: 0 K: 0 S: 8	H: 1 LOB: 2 BB: 1 P: 16	R: 0 E: 0 K: 0 S: 12	H: 1 LOB: 0 BB: 0 P: 14	R: 0 E: 0 K: 1 S: 8	H: 1 LOB: 1 BB: 0 P: 11	R: 1 E: 0 K: 1 S: 11	H: 1 LOB: 0 BB: 1 P: 14	R: 0 E: 0 K: 1 S: 9	H: 0 LOB: 1 BB: 1 P: 16	R: 0 E: 0 K: 0 S: 4	H: 0 LOB: 0 BB: 0 P: 5	1B: 3 2B: 0 3B: 0 HR: 1	SF: 0 SAC: 0 DP: 0 HBP: 0	WP: 0 PB: 0 SB: 3 CS: 0	PA: 33
PITCHER Mike Scott, R (1, 1) ERA: 3.16	IP: 9.0 WLS: W BF: 33 H: 4 R: 1 ER: 1 SO: 4 BB: 2 IBB: 0 HBP: 0 BLK: 0 WP: 0 HR: 1 S: 72 P: 107 ERA: 1.00 WHIP: 0.667															PITCHER						

Batter	1	2	3	4	5	6	7	8	9	AB	R	H	RBI	BB	SO	LOB	BOTTOM			
Gerald Young, S (1, 8) OBP: 0.292, SLG: 0.228	1-3 K		3-1 L1		4-1 S BB		2-1 G3			3	0	0	0	1	1	0	Philadelphia Phillies @ Houston Astros Astrodome, Houston, TX Tue Apr 25 1989, 8:05 PM EDT Att: 12,584 - Dome			
Billy Hatcher, R (1, 7) OBP: 0.294, SLG: 0.346	1-1 G4-3		1-0 G4-3		3-1 F8 1-2		1-2 G4-3			4	0	0	0	0	0	1				
Bill Doran, S (1, 4) OBP: 0.318, SLG: 0.423	0-0 HR 1B		4-1 S BB		1-3 K2-3		2-1 G5-4-3 1B			3	1	2	0	1	1	0				
Glenn Davis, R (1, 3) OBP: 0.337, SLG: 0.568	2-1 S HR		1-3 K		4-2 2B BB		0-2 G5-4-3 1-2			3	2	1	2	1	1	2				
Kevin Bass, S (1, 9) OBP: 0.321, SLG: 0.324	1-0 P5		1-3 K		0-0 G4-3 1-H 2B		0-1 G4-3			3	0	1	1	0	1	0				
Rafael Ramirez, R (1, 6) OBP: 0.271, SLG: 0.313		0-2 G6-3		0-3 K		0-1 G4-3				3	0	0	0	0	1	1				
Alan Ashby, S (1, 2) OBP: 0.313, SLG: 0.250		1-0 WP 3B		1-0 G4-3		1-3 K2-3				3	1	1	0	0	1	1				
Ken Caminiti, S (1, 5) OBP: 0.313, SLG: 0.416		3-3 K		1-1 P6		3-3 K				3	0	0	0	0	2	0				
Mike Scott, R (1, 1) OBP: 0.167, SLG: 0.167		3-H F8		0-3 K		1-3 K				3	0	0	0	0	2	0				
Inning Stats	R: 2 E: 0 K: 1 S: 9	H: 2 LOB: 0 BB: 0 P: 14	R: 1 E: 0 K: 1 S: 8	H: 1 LOB: 0 BB: 0 P: 12	R: 0 E: 0 K: 1 S: 7	H: 0 LOB: 1 BB: 1 P: 16	R: 0 E: 0 K: 2 S: 7	H: 0 LOB: 0 BB: 0 P: 9	R: 0 E: 0 K: 1 S: 8	H: 0 LOB: 1 BB: 1 P: 16	R: 1 E: 0 K: 2 S: 11	H: 1 LOB: 1 BB: 1 P: 17	R: 0 E: 0 K: 2 S: 12	H: 0 LOB: 0 BB: 0 P: 18	R: 0 E: 0 K: 0 S: 8	H: 1 LOB: 0 BB: 0 P: 11	1B: 2 2B: 1 3B: 1 HR: 1	SF: 0 SAC: 0 DP: 1 HBP: 0	WP: 1 PB: 0 SB: 1 CS: 0	PA: 31
PITCHER Ken Howell, R (1, 1) ERA: 6.52 Todd Frohwrth, R (8, 1) ERA:	IP: 7.0 WLS: L BF: 28 H: 4 R: 4 ER: 4 SO: 10 BB: 3 IBB: 0 HBP: 0 BLK: 0 WP: 1 HR: 1 S: 62 P: 102 ERA: 5.14 WHIP: 1.000															PITCHER				


Batter	1	2	3	4	5	6	7	8	9	AB	R	H	RBI	BB	SO	LOB	TOP										
Kal Daniels, L OBP: 0.400, SLG: 0.354 (1, 7)	1-1 HR	0-2 1-3			4-1 FC1-2 1-2 1B BB		2-1 F8	1-0 4-3		4	1	1	1	1	0	4	Cincinnati Reds @ Philadelphia Phillies Veterans Stadium, Philadelphia, PA Fri Apr 28 1989, 7:05 PM EDT Att: 23,052 - Unknown - 65 F AB 35 R 3 H 10 RBI 3 BB 2 SO 0 LOB 15 										
Chris Sabo, R OBP: 0.275, SLG: 0.318 (1, 5)	1-0 5-3		3-1 P4		2-2 FC1-2 1-2 2-3 1B		2-1 CS	0-0 5-3		4	0	1	0	0	0	0											
Barry Larkin, R OBP: 0.312, SLG: 0.437 (1, 6)	0-2 L7		3-1 1-3		0-1 FC1-2 G6-4-3			2-2 FC1-4 1B		4	0	1	0	0	0	3											
Eric Davis, R OBP: 0.315, SLG: 0.461 (1, 8)	4-1 BB		1-1 HR		1-2 2-3 3-H 1-2 G6-4-3			2-0 FC1-4 1B		3	1	1	1	1	0	4											
Todd Benzinger, S OBP: 0.265, SLG: 0.282 (1, 3)	2-0 P4		1-2 F8			1-2 P3		2-2 6-3		4	0	0	0	0	0	2											
Paul O'Neill, L OBP: 0.347, SLG: 0.514 (1, 9)		3-2 HR		2-2 G3		0-0 6-3		1-2 F9		4	1	1	1	0	0	0											
Bo Diaz, R OBP: 0.231, SLG: 0.250 (1, 2)		0-2 F9		0-0 F9		2-1 F9		0-1 2B		4	0	1	0	0	0	0											
Ron Oester, S OBP: 0.310, SLG: 0.230 (1, 4)		1-0 F8		0-0 1-3			0-1 5-3	3-0 1B		4	0	1	0	0	0	0											
Jose Rijo, R OBP: 0.333, SLG: 0.444 ERA: 4.45 Joel Youngblood, R OBP: 0.287, SLG: 0.214 (7, PH) Rob Dibble, L (7, PH) Ken Griffey, L (9, PH) John Franco, L (9, PH)		0-1 2B		1-2 1B BB FC1-2 1B		1-0 CS 1B		0-0 F8		2	0	2	0	0	0	0											
Inning Stats	R: 1 E: 0 K: 0 S: 8	H: 1 LOB: 1 BB: 1 P: 16	R: 1 E: 0 K: 0 S: 13	H: 2 LOB: 1 BB: 0 P: 17	R: 1 E: 0 K: 0 S: 9	H: 1 LOB: 0 BB: 0 P: 17	R: 0 E: 0 K: 0 S: 5	H: 0 LOB: 0 BB: 0 P: 7	R: 0 E: 0 K: 0 S: 14	H: 2 LOB: 2 BB: 1 P: 22	R: 0 E: 0 K: 0 S: 7	H: 0 LOB: 0 BB: 0 P: 10	R: 0 E: 0 K: 0 S: 6	H: 1 LOB: 0 BB: 0 P: 11	R: 0 E: 0 K: 0 S: 8	H: 1 LOB: 1 BB: 0 P: 14		R: 0 E: 0 K: 0 S: 8	H: 2 LOB: 2 BB: 0 P: 13	1B: 5 2B: 2 3B: 0 HR: 3	SF: 0 SAC: 0 DP: 1 HBP: 0	WP: 0 PB: 0 SB: 0 CS: 1	PA: 38				
PITCHER	IP	WLS	BF	H	R	ER	SO	BB	IBB	HBP	BLK	WP	HR	S	P	ERA	WHIP										
Don Carman, L ERA: 4.45 Larry McWilliams, L ERA: 1.56 Jeff Parrett, R ERA: 2.16 Steve Bedrosian, R ERA: 3.72	(1, 1) (7, 1) (9, 1) (9, 1)	6.0 2.0 0.1 0.2	L 7 3 2	25 2 2 0	3 0 0 0	3 0 0 0	0 0 0 0	2 0 0 0	0 0 0 0	0 0 0 0	0 0 0 0	0 0 0 0	3 0 6 2	56 14 10 3	89 25 10 3	4.50 0.00 0.00 0.00	1.333 1.000 6.000 0.000										

Batter	1	2	3	4	5	6	7	8	9	AB	R	H	RBI	BB	SO	LOB	BOTTOM										
Juan Samuel, R OBP: 0.270, SLG: 0.343 (1, 8)	0-0 L8			0-0 B2-3		2-2 BB 1B		0-0 F9		4	0	1	0	0	0	0	Cincinnati Reds @ Philadelphia Phillies Veterans Stadium, Philadelphia, PA Fri Apr 28 1989, 7:05 PM EDT Att: 23,052 - Unknown - 65 F AB 29 R 0 H 4 RBI 0 BB 2 SO 7 LOB 12 										
Tom Herr, S OBP: 0.404, SLG: 0.414 (1, 4)	3-2 L6			3-2 2B		4-2 1 SAFE 1 SAFE 1 SAFE 1B BB		1-1 G6-4-3 1B		3	0	2	0	1	0	0											
Von Hayes, L OBP: 0.495, SLG: 0.699 (1, 9)	3-3 K			1-0 F8		2-3 K		1-3 K		4	0	0	0	0	3	4											
Mike Schmidt, R OBP: 0.315, SLG: 0.494 (1, 5)		4-0 G6-4-3 BB		1-1 5-3		2-2 F9		1-2 G6-4-3		3	0	0	0	1	0	4											
Chris James, R OBP: 0.308, SLG: 0.382 (1, 7)		1-2 G6-4-3		0-2 G3 2B		0-2 2-3		0-2 2-3		3	0	1	0	0	0	1											
Ricky Jordan, R OBP: 0.277, SLG: 0.311 (1, 3)		1-0 L9		1-3 K		1-2 1-3		1-2 1-3		3	0	0	0	0	1	1											
Darren Daulton, L OBP: 0.386, SLG: 0.592 (1, 2)				0-2 G3		0-2 G3		3-3 K		3	0	0	0	0	1	1											
Dickie Thon, R OBP: 0.294, SLG: 0.233 (1, 6)				2-2 L7		2-3 K		0-2 4-3		3	0	0	0	0	1	1											
Don Carman, L Mark Ryal, L Larry McWilliams, L Curt Ford, R Jeff Parrett, R Steve Bedrosian, R	(1, 1) (6, PH) (7, 1) (8, PH) (9, 1) (9, 1)	6.0 2.0 1.0	W 6 S	22 0 3	0 0 1	0 0 0	4 2 1	0 0 0	0 0 1	0 0 0	0 0 0	0 0 0	0 0 0	0 0 0	0 0 1	0 0 0		0									
Inning Stats	R: 0 E: 0 K: 1 S: 9	H: 0 LOB: 0 BB: 0 P: 15	R: 0 E: 0 K: 0 S: 5	H: 0 LOB: 0 BB: 1 P: 11	R: 0 E: 0 K: 0 S: 6	H: 0 LOB: 0 BB: 0 P: 10	R: 0 E: 0 K: 0 S: 7	H: 1 LOB: 1 BB: 0 P: 12	R: 0 E: 0 K: 2 S: 13	H: 1 LOB: 1 BB: 0 P: 16	R: 0 E: 0 K: 1 S: 17	H: 1 LOB: 2 BB: 1 P: 29	R: 0 E: 0 K: 1 S: 13	H: 0 LOB: 0 BB: 0 P: 17	R: 0 E: 0 K: 1 S: 7	H: 0 LOB: 0 BB: 0 P: 7		R: 0 E: 0 K: 1 S: 9	H: 1 LOB: 0 BB: 0 P: 12	1B: 2 2B: 2 3B: 0 HR: 0	SF: 0 SAC: 0 DP: 2 HBP: 0	WP: 0 PB: 0 SB: 0 CS: 0	PA: 31				
PITCHER	IP	WLS	BF	H	R	ER	SO	BB	IBB	HBP	BLK	WP	HR	S	P	ERA	WHIP										
Jose Rijo, R ERA: 0.87 Rob Dibble, R ERA: 3.95 John Franco, L ERA: 2.31	(1, 1) (7, 1) (9, 1)	6.0 2.0 1.0	W 6 S	22 0 3	0 0 1	0 0 0	4 2 1	0 0 0	0 0 0	0 0 0	0 0 0	0 0 0	0 0 9	57 24 12	93 24 12	0.00 0.00 0.00	0.833 0.000 1.000										

Batter	1	2	3	4	5	6	7	8	9	AB	R	H	RBI	BB	SO	LOB	TOP	
Kal Daniels, L (1, 7) OBP: 0.391, SLG: 0.343	G3		G3-1														2 0 0 0 0 0 0	
Chris Sabo, R (1, 5) OBP: 0.280, SLG: 0.322	G3-1 S 1B		L8														2 0 1 0 0 0 0	
Barry Larkin, R (1, 6) OBP: 0.316, SLG: 0.438	G3-1 1-3							G3 1B									2 0 1 0 0 0 1	
Eric Davis, R (1, 8) OBP: 0.319, SLG: 0.455								P4									1 0 0 0 1 0 1	
Todd Benzinger, S (1, 3) OBP: 0.259, SLG: 0.275	K							G3									2 0 0 0 0 1 3	
Paul O'Neill, L (1, 9) OBP: 0.336, SLG: 0.500			K					4-3									2 0 0 0 0 1 1	
Jeff Reed, L (1, 2) OBP: 0.328, SLG: 0.431			K														2 0 0 0 0 1 0	
Ron Oester, S (1, 4) OBP: 0.301, SLG: 0.222			4-3														2 0 0 0 0 0 0	
Danny Jackson, R (1, 1)																	1 0 0 0 0 1 0	
Dave Collins, S (5, PH)																	1 0 0 0 0 0 0	
Tim Birtsas, L (5, 1)			K														0 0 0 0 0 0 0	
Inning Stats	R: 0 H: 1 E: 0 K: 1 S: 10	H: 1 LOB: 2 BB: 1 P: 21	R: 0 H: 0 E: 0 K: 2 S: 9	H: 0 LOB: 0 BB: 0 P: 13	R: 0 H: 0 E: 1 K: 1 S: 7	H: 0 LOB: 0 BB: 0 P: 11	R: 0 H: 1 E: 0 K: 0 S: 7	H: 1 LOB: 1 BB: 0 P: 13	R: 0 H: 0 E: 0 K: 0 S: 4	H: 0 LOB: 0 BB: 0 P: 4								
PITCHER Mike Maddux, R (1, 1) ERA: 5.0	IP: 5.0 WLS: W BF: 18 H: 2 R: 0 ER: 0 SO: 4 BB: 1 IBB: 0 HBP: 0 BLK: 0 WP: 0 HR: 0 S: 37 P: 62 ERA: 0.00 WHIP: 0.600																	
PITCHER	IP	WLS	BF	H	R	ER	SO	BB	IBB	HBP	BLK	WP	HR	S	P	ERA	WHIP	

Cincinnati Reds @ Philadelphia Phillies
Veterans Stadium, Philadelphia, PA
Sat Apr 29 1989, 3:33 AM EDT
Att: 23,156 - Unknown


AB	17
R	0
H	2
RBI	0
BB	1
SO	4
LOB	6



Batter	1	2	3	4	5	6	7	8	9	AB	R	H	RBI	BB	SO	LOB	BOTTOM	
Bob Dernier, R (1, 9) OBP: 0.360, SLG: 0.333	5-3 1B		K														3 1 1 0 0 1 4	
Tom Herr, S (1, 4) OBP: 0.402, SLG: 0.404	5-3 1-2		FC6-4														2 1 0 0 1 0 3	
Juan Samuel, R (1, 8) OBP: 0.275, SLG: 0.342	5-3																3 1 1 1 0 0 1	
Mike Schmidt, R (1, 5) OBP: 0.337, SLG: 0.512	2H 1B																3 1 3 2 0 0 0	
Chris James, R (1, 7) OBP: 0.309, SLG: 0.413	F7																3 1 1 4 0 0 2	
Ricky Jordan, R (1, 3) OBP: 0.279, SLG: 0.313																	3 1 1 0 0 1 1	
Steve Lake, R (1, 2) OBP: 0.333, SLG: 0.310																	1 1 1 0 1 0 0	
Dickie Thon, R (5, PH) OBP: 0.290, SLG: 0.230																	1 0 0 0 0 1 0	
Steve Jeltz, S (1, 6) OBP: 0.409, SLG: 0.389																	2 0 1 1 0 0 1	
Mike Maddux, L (1, 1) ERA: 5.4																	1 1 0 0 0 0 2	
Inning Stats	R: 1 H: 2 E: 0 K: 0 S: 9	H: 3 LOB: 2 BB: 0 P: 17	R: 0 H: 1 E: 0 K: 1 S: 12	H: 1 LOB: 1 BB: 0 P: 18	R: 0 H: 1 E: 0 K: 1 S: 11	H: 1 LOB: 1 BB: 0 P: 14	R: 6 H: 3 E: 0 K: 0 S: 20	H: 3 LOB: 2 BB: 2 P: 31	R: 0 H: 0 E: 0 K: 1 S: 4	H: 0 LOB: 0 BB: 0 P: 7								
PITCHER Danny Jackson, L (1, 1) ERA: 6.88	IP: 4.0 WLS: L BF: 24 H: 9 R: 8 ER: 8 SO: 2 BB: 2 IBB: 0 HBP: 0 BLK: 0 WP: 0 HR: 1 S: 52 P: 80 ERA: 18.00 WHIP: 2.750																	
PITCHER Tim Birtsas, L (5, 1) ERA: 5.4	IP: 0.1 WLS: L BF: 1 H: 0 R: 0 ER: 0 SO: 1 BB: 0 IBB: 0 HBP: 0 BLK: 0 WP: 0 HR: 0 S: 4 P: 7 ERA: 0.00 WHIP: 0.000																	
PITCHER	IP	WLS	BF	H	R	ER	SO	BB	IBB	HBP	BLK	WP	HR	S	P	ERA	WHIP	


Cincinnati Reds @ Philadelphia Phillies
Veterans Stadium, Philadelphia, PA
Sat Apr 29 1989, 3:33 AM EDT
Att: 23,156 - Unknown

AB	22
R	8
H	9
RBI	8
BB	2
SO	3
LOB	14



Batter	1	2	3	4	5	6	7	8	9	AB	R	H	RBI	BB	SO	LOB	TOP							
Gerald Young, S OBP: 0.313, SLG: 0.260	4-0 BLK 2B BB	1-0 1-H 2-H 1B 3B	0-0 P5		1-1 1B HBP		3-1 4-3 2B	4-0 1-2 BB		3	3	2	2	2	0	2	Houston Astros @ Philadelphia Phillies Veterans Stadium, Philadelphia, PA Tue May 02 1989, 7:05 PM EDT Att: 15,832 - Unknown							
Rafael Ramirez, R Eric Yelding, R	3-1 P6	2-1 WP 2B 1B		2-1 F8	0-1 P2	2-0 F9	0-1 G4-3		5	1	1	1	0	0	4	1		0	0	0	0	3		
Bill Doran, S Craig Reynolds, L	0-0 2-H 1B 2B	2-2 1-H 2B		4-0 HR BB	1-0 1B 1B		1-0 4-3		0-1 4-3	4	1	3	3	1	0	1		1	0	0	0	0	0	
Glenn Davis, R	3-1 F9	1-1 F7		0-1 1-H HR	1-1 1-3 2-H 1B		2-3 K		2-3 K2-3	6	1	2	3	0	2	3		6	1	3	0	0	1	2
Terry Puhl, L	2-0 2-H 1B		1-1 G6-3 2B	3-3 K	1-2 F9			3-2 5-3	0-0 3B 1B	6	1	3	0	0	1	2		6	1	3	0	0	1	2
Kevin Bass, S		2-1 3B 2B	1-2 G6-3	0-1 1B	4-2 5-3 BB			1-0 1B BLK 1B	0-1 1-H 3B	5	2	4	1	1	0	1		5	2	4	1	1	0	1
Alan Ashby, S		0-1 P4	0-2 FC1-5-2-6 1B	1-1 F8	1-0 5-3			0-0 6-3 BLK 1B	2-1 G3	6	1	1	0	0	0	5		6	1	1	0	0	0	5
Ken Caminiti, S		4-0 3B BB	4-0 1B IBB		4-1 SH5-3 1B BB	1-2 F7		2-2 6-3		2	2	0	0	3	0	2		2	2	0	0	3	0	2
Jim Deshaies, L Juan Agosto, L	1-3 K	1-3 2-H 1B	0-0 1-2 2-H 1B		0-1 SH5-3	0-0 6-3		1-3 3-H 4-2 BB BB		3	0	1	1	1	1	3	3	0	1	1	1	1	3	
										0	0	0	0	0	0	0	0	0	0	0	0	0	0	0
Inning Stats	R: 1 E: 0 K: 0 S: 6	H: 2 LOB: 2 BB: 1 P: 18	R: 4 E: 0 K: 1 S: 15	H: 4 LOB: 1 BB: 2 P: 28	R: 1 E: 0 K: 0 S: 12	H: 2 LOB: 2 BB: 1 P: 18	R: 2 E: 0 K: 1 S: 11	H: 2 LOB: 1 BB: 1 P: 21	R: 2 E: 0 K: 0 S: 12	H: 2 LOB: 2 BB: 1 P: 20	R: 0 E: 0 K: 0 S: 7	H: 0 LOB: 1 BB: 1 P: 13	R: 0 E: 0 K: 1 S: 7	H: 1 LOB: 0 BB: 0 P: 15	R: 1 E: 0 K: 0 S: 12	H: 2 LOB: 3 BB: 2 P: 26	R: 1 E: 0 K: 1 S: 12	H: 2 LOB: 1 BB: 0 P: 16	1B: 9 2B: 5 3B: 2 HR: 1	SF: 0 SAC: 1 DP: 0 HBP: 1	WP: 2 PB: 0 SB: 1 CS: 0	PA: 52		
PITCHER	IP WLS BF H R ER SO BB IBB HBP BLK WP HR S P ERA WHIP	IP WLS BF H R ER SO BB IBB HBP BLK WP HR S P ERA WHIP	IP WLS BF H R ER SO BB IBB HBP BLK WP HR S P ERA WHIP	IP WLS BF H R ER SO BB IBB HBP BLK WP HR S P ERA WHIP	IP WLS BF H R ER SO BB IBB HBP BLK WP HR S P ERA WHIP	IP WLS BF H R ER SO BB IBB HBP BLK WP HR S P ERA WHIP	IP WLS BF H R ER SO BB IBB HBP BLK WP HR S P ERA WHIP	IP WLS BF H R ER SO BB IBB HBP BLK WP HR S P ERA WHIP	IP WLS BF H R ER SO BB IBB HBP BLK WP HR S P ERA WHIP	IP WLS BF H R ER SO BB IBB HBP BLK WP HR S P ERA WHIP	IP WLS BF H R ER SO BB IBB HBP BLK WP HR S P ERA WHIP	IP WLS BF H R ER SO BB IBB HBP BLK WP HR S P ERA WHIP	IP WLS BF H R ER SO BB IBB HBP BLK WP HR S P ERA WHIP	IP WLS BF H R ER SO BB IBB HBP BLK WP HR S P ERA WHIP	IP WLS BF H R ER SO BB IBB HBP BLK WP HR S P ERA WHIP	IP WLS BF H R ER SO BB IBB HBP BLK WP HR S P ERA WHIP	IP WLS BF H R ER SO BB IBB HBP BLK WP HR S P ERA WHIP	IP WLS BF H R ER SO BB IBB HBP BLK WP HR S P ERA WHIP	IP WLS BF H R ER SO BB IBB HBP BLK WP HR S P ERA WHIP	IP WLS BF H R ER SO BB IBB HBP BLK WP HR S P ERA WHIP	IP WLS BF H R ER SO BB IBB HBP BLK WP HR S P ERA WHIP	IP WLS BF H R ER SO BB IBB HBP BLK WP HR S P ERA WHIP	IP WLS BF H R ER SO BB IBB HBP BLK WP HR S P ERA WHIP	

AB	42
R	12
H	17
RBI	11
BB	8
SO	4
LOB	26



Batter	1	2	3	4	5	6	7	8	9	AB	R	H	RBI	BB	SO	LOB	BOTTOM								
Juan Samuel, R OBP: 0.260, SLG: 0.313	2-1 5-3	1-2 L8			0-0 F8		1-0 E6 F8 1B 1B		3-3 K	5	1	1	0	0	1	4	Houston Astros @ Philadelphia Phillies Veterans Stadium, Philadelphia, PA Tue May 02 1989, 7:05 PM EDT Att: 15,832 - Unknown								
Tom Herr, S Mark Ryal, L	1-2 F7		1-2 4-3		1-2 5-3		1-0 F8		0-0 G3-1	4	0	0	0	0	2	1		0	0	0	0	1			
Von Hayes, L	4-0 HR BB		4-2 BB		4-2 1B BB		2-1 2B 1B		2-1 6-3	2	1	1	1	3	0	1		2	1	1	1	3	0	1	
Mike Schmidt, R Steve Jeltz, S	2-2 HR		0-0 F9		0-1 1-3 2-H 1B		0-0 1-3 2B			3	1	2	3	0	0	1		1	0	1	0	0	0	0	0
Chris James, R Greg Harris, S	0-1 5-3		0-3 K		1-1 F9		1-1 5-3			3	0	0	0	0	1	3		0	0	0	0	0	0	0	0
Bob Dernier, R Todd Frohwirth, R										1	0	0	0	0	2	0		0	0	0	0	0	0	0	0
Ricky Jordan, R		2-3 K		1-2 1-3		1-1 G5-4-3 1B		0-0 L8		4	0	1	0	0	1	0		4	0	1	0	0	0	1	0
Dickie Thon, R		1-0 1B		2-2 F8		0-2 F7		0-0 L8		4	0	1	0	0	0	1		4	0	1	0	0	0	1	0
Steve Lake, R		0-0 1B		0-1 P5		0-0 G5-4-3		0-1 L8		4	0	1	0	0	0	1	4	0	1	0	0	0	1	0	
Floyd Youmans, R Alex Madrid, R		1-3 K		2-2 1B 2B			2-2 4-3		1-0 G3-1 1B	0	0	0	0	0	0	0	0	0	0	0	0	0	0	0	
Dwayne Murphy, L										3	1	2	0	0	0	0	3	1	2	0	0	0	0	0	
Inning Stats	R: 2 E: 0 K: 0 S: 11	H: 1 LOB: 0 BB: 1 P: 20	R: 0 E: 0 K: 2 S: 13	H: 2 LOB: 2 BB: 0 P: 18	R: 0 E: 0 K: 1 S: 12	H: 0 LOB: 1 BB: 1 P: 17	R: 0 E: 0 K: 0 S: 10	H: 0 LOB: 0 BB: 0 P: 13	R: 1 E: 0 K: 0 S: 14	H: 2 LOB: 2 BB: 1 P: 22	R: 0 E: 0 K: 0 S: 6	H: 1 LOB: 0 BB: 0 P: 7	R: 1 E: 1 K: 0 S: 10	H: 3 LOB: 2 BB: 0 P: 17	R: 0 E: 0 K: 0 S: 4	H: 0 LOB: 0 BB: 0 P: 4	R: 0 E: 0 K: 1 S: 7	H: 1 LOB: 1 BB: 0 P: 13	1B: 7 2B: 2 3B: 0 HR: 1	SF: 0 SAC: 0 DP: 1 HBP: 0	WP: 0 PB: 0 SB: 1 CS: 0	PA: 39			
PITCHER	IP WLS BF H R ER SO BB IBB HBP BLK WP HR S P ERA WHIP	IP WLS BF H R ER SO BB IBB HBP BLK WP HR S P ERA WHIP	IP WLS BF H R ER SO BB IBB HBP BLK WP HR S P ERA WHIP	IP WLS BF H R ER SO BB IBB HBP BLK WP HR S P ERA WHIP	IP WLS BF H R ER SO BB IBB HBP BLK WP HR S P ERA WHIP	IP WLS BF H R ER SO BB IBB HBP BLK WP HR S P ERA WHIP	IP WLS BF H R ER SO BB IBB HBP BLK WP HR S P ERA WHIP	IP WLS BF H R ER SO BB IBB HBP BLK WP HR S P ERA WHIP	IP WLS BF H R ER SO BB IBB HBP BLK WP HR S P ERA WHIP	IP WLS BF H R ER SO BB IBB HBP BLK WP HR S P ERA WHIP	IP WLS BF H R ER SO BB IBB HBP BLK WP HR S P ERA WHIP	IP WLS BF H R ER SO BB IBB HBP BLK WP HR S P ERA WHIP	IP WLS BF H R ER SO BB IBB HBP BLK WP HR S P ERA WHIP	IP WLS BF H R ER SO BB IBB HBP BLK WP HR S P ERA WHIP	IP WLS BF H R ER SO BB IBB HBP BLK WP HR S P ERA WHIP	IP WLS BF H R ER SO BB IBB HBP BLK WP HR S P ERA WHIP	IP WLS BF H R ER SO BB IBB HBP BLK WP HR S P ERA WHIP	IP WLS BF H R ER SO BB IBB HBP BLK WP HR S P ERA WHIP	IP WLS BF H R ER SO BB IBB HBP BLK WP HR S P ERA WHIP	IP WLS BF H R ER SO BB IBB HBP BLK WP HR S P ERA WHIP	IP WLS BF H R ER SO BB IBB HBP BLK WP HR S P ERA WHIP	IP WLS BF H R ER SO BB IBB HBP BLK WP HR S P ERA WHIP	IP WLS BF H R ER SO BB IBB HBP BLK WP HR S P ERA WHIP		

AB	36
R	4
H	10
RBI	4
BB	3
SO	4
LOB	18



Batter	1	2	3	4	5	6	7	8	9	AB	R	H	RBI	BB	SO	LOB	TOP			
Juan Samuel, R (1, 8) OBP: 0.278, SLG: 0.385	2-2 HR		2-3 K			3-3 K		0-2 1B		4	1	2	1	0	2	1	Philadelphia Phillies @ Atlanta Braves Atlanta-Fulton County Stadium, Atlanta, GA Wed May 03 1989, 7:05 PM EDT Att: 4,143 - Unknown			
Tom Herr, S (1, 4) OBP: 0.400, SLG: 0.400	4-2 G6-4-3 BB			1-2 F9		2-2 1B		1-2 F7		3	0	1	1	1	0	2				
Von Hayes, L (1, 9) Steve Bedrosian, R (8, 1)	0-0 F8			2-3 K		0-0 E3		2-3 K		4	0	0	0	0	2	4				
Mike Schmidt, R (1, 5) OBP: 0.330, SLG: 0.526	2-2 G6-4-3 1-2			1-1 F7		3-1 F7			2-2 F7	4	0	0	0	0	0	3				
Darren Daulton, L (1, 2) OBP: 0.355, SLG: 0.537		3-3 K			1-1 P6		0-2 2-3		2-1 F8	4	0	0	0	0	1	0				
Curt Ford, L (1, 7) OBP: 0.143, SLG: 0.100		3-3 K			0-3 K		0-3 K		4-2 DI 1B BB	3	1	0	0	1	3	0				
Mark Ryal, L (1, 3) OBP: 0.182, SLG: 0.100		0-0 1-3			3-2 3-1		0-0 F7		1-1 DI 1B	4	0	1	1	0	0	0				
Steve Jeltz, S (1, 6) OBP: 0.407, SLG: 0.435			0-1 4-3		1-2 SH1-4 1B		0-0 B1-3	3-2 F7		4	1	1	0	0	0	1				
Don Carman, L (1, 1) Todd Frohwirth, R (7, 1) Dwayne Murphy, L (8, PH) OBP: 0.500, SLG: 0.500			1-3 K		0-0 SH1-4		1-1 1B			1	0	0	0	0	1	0				
Inning Stats	R: 1 E: 0 K: 0 S: 10	H: 1 LOB: 0 BB: 1 P: 18	R: 0 E: 0 K: 2 S: 12	H: 0 LOB: 0 BB: 0 P: 18	R: 0 E: 0 K: 2 S: 9	H: 0 LOB: 0 BB: 0 P: 12	R: 0 E: 0 K: 1 S: 10	H: 0 LOB: 0 BB: 0 P: 14	R: 0 E: 0 K: 1 S: 8	H: 2 LOB: 2 BB: 0 P: 12	R: 0 E: 0 K: 1 S: 7	H: 0 LOB: 0 BB: 0 P: 7	R: 0 E: 0 K: 1 S: 15	H: 2 LOB: 2 BB: 0 P: 19	R: 1 E: 0 K: 0 S: 17	H: 1 LOB: 1 BB: 1 P: 29		1B: 5 2B: 0 3B: 0 HR: 1	SF: 0 SAC: 1 DP: 1 HBP: 0	WP: 0 PB: 0 SB: 0 CS: 0
PITCHER 29 John Smoltz, R (1, 1) ERA: 3.05	IP: 9.0 WLS: W BF: 35	H: 6 R: 3 ER: 3 SO: 9	BB: 2 IBB: 0 HBP: 0 BLK: 0	WP: 0 HR: 1 S: 102 P: 152	ERA: 3.00 WHIP: 0.889	PITCHER										IP: 9.0 WLS: W BF: 35	H: 6 R: 3 ER: 3 SO: 9	BB: 2 IBB: 0 HBP: 0 BLK: 0	WP: 0 HR: 1 S: 102 P: 152	ERA: 3.00 WHIP: 0.889

Batter	1	2	3	4	5	6	7	8	9	AB	R	H	RBI	BB	SO	LOB	BOTTOM			
Ron Gant, R (1, 5) OBP: 0.278, SLG: 0.368	1-0 F9		2-1 1B		3-2 P2		2-1 1B 2B			4	1	2	1	0	0	0	Philadelphia Phillies @ Atlanta Braves Atlanta-Fulton County Stadium, Atlanta, GA Wed May 03 1989, 7:05 PM EDT Att: 4,143 - Unknown			
Lonnie Smith, R (1, 7) OBP: 0.435, SLG: 0.485	2-1 F9		1-0 F8		1-1 L6	1-1 S 1B			4	0	1	1	0	0	1					
Gerald Perry, L (1, 3) OBP: 0.408, SLG: 0.423	2-1 4-3			0-0 4-3		0-0 P5	1-3 K		4	0	0	0	0	0	1					
Dale Murphy, R (1, 8) OBP: 0.274, SLG: 0.385		2-2 HR		1-2 5-3		4-1 FC6-4 BB		0-2 F9	3	1	1	1	1	0	0					
Andres Thomas, R (1, 6) OBP: 0.250, SLG: 0.294		3-2 P6		1-0 F8		1-1 FC6-4		2-1 5-3	4	0	0	0	0	0	1					
Jeff Blauser, R (1, 4) OBP: 0.253, SLG: 0.342		3-1 6-3			2-2 F4		2-2 HR	0-3 K	4	1	1	1	0	1	0					
John Russell, R (1, 9) OBP: 0.148, SLG: 0.148		3-2 F8			3-2 F9		2-0 F7		3	0	0	0	0	0	0					
Bruce Benedict, R (1, 2) OBP: 0.200, SLG: 0.200			2-1 F9		1-2 29 HR 1B		2-0 F8		3	1	1	0	0	0	0					
29 John Smoltz, R (1, 1) OBP: 0.429, SLG: 0.727			1-1 F9		0-1 HR		0-0 2B 1B		3	2	2	2	0	0	0					
Inning Stats	R: 0 E: 0 K: 0 S: 5	H: 0 LOB: 0 BB: 0 P: 10	R: 1 E: 0 K: 0 S: 12	H: 1 LOB: 0 BB: 0 P: 23	R: 0 E: 0 K: 0 S: 7	H: 1 LOB: 1 BB: 0 P: 13	R: 0 E: 0 K: 0 S: 5	H: 0 LOB: 0 BB: 0 P: 7	R: 2 E: 0 K: 0 S: 18	H: 2 LOB: 0 BB: 0 P: 27	R: 0 E: 0 K: 0 S: 6	H: 0 LOB: 1 BB: 1 P: 12	R: 3 E: 0 K: 1 S: 13	H: 4 LOB: 1 BB: 0 P: 23	R: 0 E: 0 K: 1 S: 11	H: 0 LOB: 0 BB: 0 P: 13		1B: 4 2B: 1 3B: 0 HR: 3	SF: 0 SAC: 0 DP: 0 HBP: 0	WP: 0 PB: 0 SB: 1 CS: 0
PITCHER Don Carman, L (1, 1) ERA: 5.14 Todd Frohwirth, R (7, 1) ERA: 2.35 Steve Bedrosian, R (8, 1) ERA: 3.86	IP: 6.2 WLS: L BF: 28	H: 7 R: 6 ER: 6 SO: 0	BB: 1 IBB: 0 HBP: 0 BLK: 0	WP: 0 HR: 3 S: 61 P: 108	ERA: 8.10 WHIP: 1.200	PITCHER										IP: 6.2 WLS: L BF: 28	H: 7 R: 6 ER: 6 SO: 0	BB: 1 IBB: 0 HBP: 0 BLK: 0	WP: 0 HR: 3 S: 61 P: 108	ERA: 8.10 WHIP: 1.200



Batter	1	2	3	4	5	6	7	8	9	AB	R	H	RBI	BB	SO	LOB	TOP					
Bob Dernier, R OBP: 0.321, SLG: 0.294 (1, 9)	1-1 P6			0-1 G4-3		2-0 G5-3			2-1 G6-3	4	0	0	0	0	0	0	Philadelphia Phillies @ Atlanta Braves Atlanta-Fulton County Stadium, Atlanta, GA Thu May 04 1989, 7:05 PM EDT Att: 2,047 - Unknown					
Tom Herr, S OBP: 0.395, SLG: 0.394 (1, 4)	0-0 G4-3			3-2 FC6-4 1B		1-1 G4-3			0-0 F7	4	0	1	0	0	0	0						
Von Hayes, L OBP: 0.486, SLG: 0.706 (1, 3)	2-3 K			2-2 FC6-4 1-2f			2-2 G4-3			3	0	0	0	0	1	1						
Mike Schmidt, R OBP: 0.321, SLG: 0.510 (1, 5)		1-0 E4 G6-4-3		1-1 F7			1-1 F8			3	0	0	0	0	0	1						
Juan Samuel, R OBP: 0.263, SLG: 0.364 (1, 8)	0-0 F9				0-3 K		3-2 G3			3	0	0	0	0	1	1						
Chris James, R OBP: 0.288, SLG: 0.382 (1, 7)	1-1 G6-4-3 1-2f				1-0 G5-3			2-2 P4		3	0	0	0	0	0	1						
Darren Daulton, L OBP: 0.354, SLG: 0.561 (1, 2)			1-2 G3-1		3-2 3B		2-0 G3			3	0	1	0	0	0	0						
Steve Jeltz, S OBP: 0.367, SLG: 0.385 (1, 6)			3-2 G4-3		2-0 G5-3		1-1 G5-3			3	0	0	0	0	0	1						
Mike Maddux, L (1, 1)			2-2 G1-3			0-0 G4-3			0-0 F8	2	0	0	0	0	0	0						
Dickie Thon, R OBP: 0.269, SLG: 0.214 (9, PH)										1	0	0	0	0	0	0						
Inning Stats	R: 0 E: 0 K: 1 S: 6	H: 0 LOB: 0 BB: 0 P: 9	R: 0 E: 1 K: 0 S: 4	H: 0 LOB: 0 BB: 0 P: 6	R: 0 E: 0 K: 0 S: 9	H: 0 LOB: 0 BB: 0 P: 15	R: 0 E: 0 K: 0 S: 12	H: 1 LOB: 1 BB: 0 P: 18	R: 0 E: 0 K: 1 S: 10	H: 1 LOB: 1 BB: 0 P: 16	R: 0 E: 0 K: 0 S: 4	H: 0 LOB: 0 BB: 0 P: 7	R: 0 E: 0 K: 0 S: 8	H: 0 LOB: 0 BB: 0 P: 14	R: 0 E: 0 K: 0 S: 6	H: 0 LOB: 0 BB: 0 P: 11	R: 0 E: 0 K: 0 S: 4	H: 0 LOB: 0 BB: 0 P: 6	1B: 1 2B: 0 3B: 1 HR: 0	SF: 0 SAC: 0 DP: 1 HBP: 0	WP: 0 PB: 0 SB: 0 CS: 0	PA: 29
PITCHER Tom Glavine, L ERA: 1.91 (1, 1)	IP: 9.0 WLS: W BF: 29 H: 2 R: 0 ER: 0 SO: 2 BB: 0 IBB: 0 HBP: 0 BLK: 0 WP: 0 HR: 0 S: 63 P: 102 ERA: 0.00 WHIP: 0.222																					


AB	29
R	0
H	2
RBI	0
BB	0
SO	2
LOB	5





Batter	1	2	3	4	5	6	7	8	9	AB	R	H	RBI	BB	SO	LOB	BOTTOM			
Ron Gant, R OBP: 0.277, SLG: 0.396 (1, 5)	0-0 HR		2-1 G3-1			2-2 FC6-4 CS 1-2f			1-3 K	4	1	1	1	0	1	1	Philadelphia Phillies @ Atlanta Braves Atlanta-Fulton County Stadium, Atlanta, GA Thu May 04 1989, 7:05 PM EDT Att: 2,047 - Unknown			
Lonnie Smith, R OBP: 0.430, SLG: 0.472 (1, 7)	4-1 F7 S BB		3-3 K			2-3 K 1-2		0-0 G3-1		3	0	0	0	1	2	1				
Gerald Perry, L OBP: 0.395, SLG: 0.406 (1, 3)	3-1 F7 1-3			1-2 G5-3			3-1 G4-3	3-2 G4-3		4	0	0	0	0	0	1				
Dale Murphy, R OBP: 0.275, SLG: 0.384 (1, 8)	0-0 1B			2-2 F7			1-1 E5 1B SF9			3	1	1	0	0	0	0				
Andres Thomas, R OBP: 0.253, SLG: 0.295 (1, 6)	3-1 P3			1-0 L7			0-2 E9 SF9 WP 1B			3	1	1	0	0	0	1				
Dion James, L OBP: 0.327, SLG: 0.306 (1, 9)	1-0 F8				0-1 G4-3		4-0 WP IBB			2	0	0	0	1	0	0				
Jeff Treadway, L OBP: 0.265, SLG: 0.348 (1, 4)	1-1 1B			2-1 CS 1B			2-0 SF9			2	0	2	1	0	0	0				
Bruce Benedict, R OBP: 0.217, SLG: 0.182 (1, 2)	0-0 G6-3			1-1 1B			2-3 3-H 4-0 FC6-4 IBB			2	0	0	0	1	0	1				
Tom Glavine, L OBP: 0.211, SLG: 0.167 (1, 1)			0-0 G6-3			3-1 FC6-4 1B		1-1 FC6-4 1-2f		3	0	1	0	0	0	2				
Inning Stats	R: 1 E: 0 K: 0 S: 7	H: 2 LOB: 1 BB: 1 P: 17	R: 0 E: 0 K: 0 S: 4	H: 1 LOB: 0 BB: 0 P: 6	R: 0 E: 0 K: 1 S: 6	H: 0 LOB: 0 BB: 0 P: 11	R: 0 E: 0 K: 0 S: 8	H: 0 LOB: 0 BB: 0 P: 12	R: 0 E: 0 K: 0 S: 7	H: 1 LOB: 0 BB: 0 P: 12	R: 0 E: 0 K: 1 S: 8	H: 1 LOB: 0 BB: 0 P: 15	R: 2 E: 2 K: 0 S: 10	H: 1 LOB: 2 BB: 2 P: 25	R: 0 E: 0 K: 1 S: 9	H: 0 LOB: 0 BB: 0 P: 13	1B: 5 2B: 0 3B: 0 HR: 1	SF: 1 SAC: 0 DP: 0 HBP: 0	WP: 1 PB: 0 SB: 1 CS: 2	PA: 30
PITCHER Mike Maddux, R ERA: 3.81 (1, 1)	IP: 8.0 WLS: L BF: 30 H: 6 R: 3 ER: 1 SO: 3 BB: 1 IBB: 2 HBP: 0 BLK: 0 WP: 1 HR: 1 S: 59 P: 111 ERA: 1.12 WHIP: 0.875																			


AB	26
R	3
H	6
RBI	2
BB	3
SO	3
LOB	7



Batter	1	2	3	4	5	6	7	8	9	AB R H RBI BB SO LOB	TOP										
Juan Samuel, R OBP: 0.258, SLG: 0.400 (1, 8)	0-0 HR	0-1 6-3		2-2 F9		2-3 K			3-3 K	5 1 1 1 0 2 3	Philadelphia Phillies @ Cincinnati Reds Riverfront Stadium, Cincinnati, OH Fri May 05 1989, 7:05 PM EDT Att: 17,901 - Unknown livebaseballscores.com AB 34 R 7 H 9 RBI 6 BB 4 SO 7 LOB 14 										
Tom Herr, S OBP: 0.387, SLG: 0.385 (1, 4)	1-3 K		2-1 1B FC6-4	0-3 K		1-0 5-3			1-1 F8	5 1 1 0 0 2 1											
Von Hayes, L OBP: 0.491, SLG: 0.693 (1, 3)	4-2 S BB		2-2 FC6-4 1B	3-2 P5		2-3 K			4-2 1B BB	3 0 1 0 2 1 1											
Mike Schmidt, R OBP: 0.319, SLG: 0.495 Steve Jeltz, S OBP: 0.387, SLG: 0.407 (7, 5)	0-0 F7		1-1 FC6-4 1B SF9		4-1 FC5-4 BB		1-1 F8		3-1 1B	3 1 0 1 1 0 2 1 0 1 0 0 0 0											
Chris James, R OBP: 0.284, SLG: 0.374 (1, 7)	2-0 P3		1-0 3B 1B		1-1 FC5-4 WP E		1-2 4-3		1-0 5-3	5 2 1 0 0 0 4											
Bob Dernier, R OBP: 0.317, SLG: 0.296 (1, 9)		0-1 SH5-3 BB 1B	1-1 SF9		2-0 E6 2B		2-2 5-3			3 1 1 1 0 0 0											
Dickie Thon, R OBP: 0.293, SLG: 0.274 (1, 6)		4-0 SH5-3 BB	3-1 1H 3B		0-0 SF7 2B			0-1 F9		3 1 2 2 1 0 0											
Steve Lake, R OBP: 0.310, SLG: 0.263 (1, 2)		1-1 F7	1-3 K		1-0 SF7			0-0 4-3		3 0 0 1 0 1 3											
Ken Howell, R OBP: 0.182, SLG: 0.100 Gordon Dillard, L (9, 1)		1-2 SH5-3		1-1 1B		0-0 P4		0-3 K		3 0 1 0 0 1 0 0 0 0 0 0 0 0											
Inning Stats	R: 1 E: 0 K: 1 S: 8	H: 1 LOB: 1 BB: 1 P: 15	R: 0 E: 0 K: 0 S: 9	H: 1 LOB: 2 BB: 1 P: 15	R: 3 E: 0 K: 1 S: 17	H: 4 LOB: 1 BB: 0 P: 28	R: 0 E: 0 K: 1 S: 11	H: 1 LOB: 1 BB: 0 P: 17	R: 3 E: 1 K: 0 S: 7	H: 1 LOB: 0 BB: 1 P: 15	R: 0 E: 0 K: 2 S: 8	H: 0 LOB: 0 BB: 0 P: 13	R: 0 E: 0 K: 0 S: 8	H: 0 LOB: 0 BB: 0 P: 12	R: 0 E: 0 K: 1 S: 6	H: 0 LOB: 0 BB: 0 P: 6	R: 0 E: 0 K: 1 S: 10	H: 1 LOB: 2 BB: 1 P: 22	1B: 6 2B: 1 3B: 1 HR: 1	SF: 2 SAC: 1 DP: 0 HBP: 0	WP: 2 PA: 41 PB: 0 CS: 2 SB: 0
PITCHER	IP WLS BF H R ER SO BB IBB HBP BLK WP HR S P ERA WHIP											IP WLS BF H R ER SO BB IBB HBP BLK WP HR S P ERA WHIP									
Tom Browning, L ERA: 3.74 (1, 1)	4.1 L 25 8 7 6 3 3 0 0 0 0 1 1 50 87 12.46 2.538																				
Tim Lirtsas, L ERA: 3.86 (5, 1)	2.2 8 0 0 0 2 0 0 0 0 0 0 0 18 28 0.00 0.000																				
Kent Tekulve, R ERA: 3.5 (8, 1)	2.0 8 1 0 0 2 1 0 0 0 0 0 0 16 28 0.00 1.000																				

Batter	1	2	3	4	5	6	7	8	9	AB R H RBI BB SO LOB	BOTTOM										
Rolando Roomes, R OBP: 0.167, SLG: 0.167 (1, 8)	1-0 6-3		3-2 FC5-4			1-3 K			3-1 G6-4-3	4 0 0 0 0 1 3	Philadelphia Phillies @ Cincinnati Reds Riverfront Stadium, Cincinnati, OH Fri May 05 1989, 7:05 PM EDT Att: 17,901 - Unknown livebaseballscores.com AB 30 R 0 H 5 RBI 0 BB 2 SO 7 LOB 13 										
Chris Sabo, R OBP: 0.275, SLG: 0.313 (1, 5)	1-3 K		3-2 L4			1-2 6-3			2-2 5-3	4 0 0 0 0 1 2											
Barry Larkin, R OBP: 0.320, SLG: 0.436 Manny Trillo, R OBP: 0.381, SLG: 0.278 (3, 6)	1-0 L3			2-1 1B		4-1 BB			1-3 K	1 0 0 0 0 0 0 2 0 1 0 1 1 0											
Paul O'Neill, L OBP: 0.359, SLG: 0.505 (1, 9)		2-2 K 1B		0-1 F7		0-0 G4-3			2-2 F7	4 0 1 0 0 0 2											
Todd Benzinger, S OBP: 0.286, SLG: 0.309 (1, 3)		1 SAFE 1 SAFE 1 SAFE K		1-1 F7			0-3 K G6-4-3		1-0 F8	4 0 0 0 0 2 2											
Ken Griffey, L OBP: 0.284, SLG: 0.667 Tim Birtsas, L (5, 1)		4-0 BB		1-0 3-1			2-3 K			1 0 0 0 1 0 1 0 0 0 0 0 0 0											
Dave Collins, S OBP: 0.133, SLG: 0.071 Kent Tekulve, R (8, 1)			FC6-4 BB							1 0 0 0 0 1 1 0 0 0 0 0 0 0											
Jeff Reed, L OBP: 0.329, SLG: 0.466 (1, 2)		1-1 FC6-4			1-0 F8		0-2 G6-4-3			3 0 0 0 0 0 2											
Ron Oester, S OBP: 0.261, SLG: 0.207 (1, 4)			2-1 4-3						3-2 G6-4-3 1B	3 0 1 0 0 0 0											
Tom Browning, L OBP: 0.154, SLG: 0.154 Herm Winningham, L OBP: 0.286, SLG: 0.619 (5, 8)			3-2 FC5-4 1B		1-3 K			0-0 G6-4-3 1B		1 0 1 0 0 0 0 2 0 1 0 0 1 0											
Inning Stats	R: 0 E: 0 K: 1 S: 5	H: 0 LOB: 0 BB: 0 P: 8	R: 0 E: 0 K: 1 S: 8	H: 1 LOB: 1 BB: 1 P: 16	R: 0 E: 0 K: 0 S: 13	H: 1 LOB: 1 BB: 0 P: 24	R: 0 E: 0 K: 0 S: 7	H: 1 LOB: 1 BB: 0 P: 11	R: 0 E: 0 K: 1 S: 7	H: 0 LOB: 0 BB: 0 P: 9	R: 0 E: 0 K: 1 S: 10	H: 0 LOB: 1 BB: 1 P: 16	R: 0 E: 0 K: 2 S: 11	H: 0 LOB: 0 BB: 0 P: 13	R: 0 E: 0 K: 0 S: 10	H: 2 LOB: 1 BB: 0 P: 18	R: 0 E: 0 K: 1 S: 7	H: 0 LOB: 0 BB: 0 P: 11	1B: 5 2B: 0 3B: 0 HR: 0	SF: 0 SAC: 0 DP: 2 HBP: 0	WP: 1 PA: 32 PB: 0 CS: 0 SB: 0
PITCHER	IP WLS BF H R ER SO BB IBB HBP BLK WP HR S P ERA WHIP											IP WLS BF H R ER SO BB IBB HBP BLK WP HR S P ERA WHIP									
Ken Howell, R ERA: 4.59 (1, 1)	1.0 W 3 0 0 0 1 0 0 0 0 0 0 0 7 11 0.00 0.000																				
Gordon Dillard, L ERA: (9, 1)	1.0 3 0 0 0 1 0 0 0 0 0 0 0 7 11 0.00 0.000																				

Batter	1	2	3	4	5	6	7	8	9	AB R H RBI BB SO LOB	TOP												
Ron Gant, R OBP: 0.254, SLG: 0.369 (1, 5)	2-1 6-3		3-2 4-3	1-0 P9			0-1 F7		2-3 K	5 0 0 1 0 1 3	Atlanta Braves @ Philadelphia Phillies Veterans Stadium, Philadelphia, PA Tue May 09 1989, 7:05 PM EDT Att: 11,544 - Unknown AB 32 R 7 H 7 RBI 6 BB 7 SO 8 LOB 13 												
Lonnie Smith, R OBP: 0.473, SLG: 0.534 (1, 7)	4-1 FC4-6 BB		4-2 BB		3-2 L8			3-3 K	4-1 2B BB	2 1 0 0 3 1 0													
Gerald Perry, L OBP: 0.392, SLG: 0.390 (1, 3)	2-0 FC4-6 1-2		1-3 K		0-3 K			1-2 1B HBP	2-2 F7	4 1 0 0 0 2 4													
Dale Murphy, R OBP: 0.297, SLG: 0.386 (1, 8)	2-3 K		3-2 L8		3-3 K			1-1 1B BB	3-1 2B	4 0 1 1 1 2 3													
Andres Thomas, R OBP: 0.310, SLG: 0.314 Jeff Treadway, L OBP: 0.286, SLG: 0.342 (6, 4)		0-2 P4		4-1 E S SF8 BB		1-3 K		1-1 1B BB	1-2 F9	2 1 0 0 1 1 0 2 1 1 1 0 0 1													
Jody Davis, R OBP: 0.243, SLG: 0.242 (1, 2)	1-0 P2		3-2 F2		1-0 F7			3-3 1B E 1B		4 1 1 0 0 0 1													
Gerónimo Berroa, R Dion James, L OBP: 0.354, SLG: 0.316 (8, 9)	2-1 F9		4-1 29 1B BB		1-1 G5-3			1-0 E9 1B 1B		2 0 0 0 1 0 0 1 1 1 1 0 0 0													
Jeff Blausler, R OBP: 0.279, SLG: 0.395 (6, 6)			3-2 WP 4-3 2B		0-0 SF8		1-3 K	1-2 1B		3 1 2 2 0 1 0													
29 John Smoltz, R OBP: 0.444, SLG: 0.643 (1, 1)			4-2 4-3 WP BB		1-2 1B		1-1 F9	2-2 6-3		3 0 1 0 1 0 1													
Inning Stats	R: 0 E: 0 K: 1 S: 7	H: 0 LOB: 1 BB: 1 P: 17	R: 0 E: 0 K: 0 S: 6	H: 0 LOB: 0 BB: 0 P: 9	R: 1 E: 0 K: 1 S: 19	H: 1 LOB: 2 BB: 2 P: 37	R: 1 E: 0 K: 0 S: 10	H: 1 LOB: 0 BB: 0 P: 24	R: 0 E: 0 K: 1 S: 9	H: 0 LOB: 0 BB: 0 P: 15		R: 0 E: 0 K: 1 S: 6	H: 0 LOB: 0 BB: 0 P: 9	R: 0 E: 0 K: 1 S: 7	H: 0 LOB: 0 BB: 0 P: 9	R: 4 E: 1 K: 1 S: 19	H: 4 LOB: 1 BB: 1 P: 34	R: 1 E: 0 K: 1 S: 14	H: 1 LOB: 1 BB: 1 P: 26	1B: 5 2B: 2 3B: 0 HR: 0	SF: 1 SAC: 0 DP: 0 HBP: 1	WP: 1 PB: 0 SB: 3 CS: 0	PA: 41
PITCHER	IP WLS BF H R ER SO BB IBB HBP BLK WP HR S P ERA WHIP											PITCHER	IP WLS BF H R ER SO BB IBB HBP BLK WP HR S P ERA WHIP										
Don Carman, L ERA: 4.89 (1, 1)	7.1 L 30 2 3 3 7 5 0 1 0 1 0 70 130 3.68 0.955																						
Todd Frohwirth, R ERA: 4.5 (8, 1)	0.0 1 0 0 0 0 1 0 0 0 0 0 0 1 5 ∞ ∞																						
Gordon Dillard, L ERA: 6.75 (8, 1)	0.0 1 1 0 0 0 0 0 0 0 0 0 0 2 3 ∞ ∞																						
Greg Harris, R ERA: 2.78 (8, 1)	1.2 9 4 4 3 1 1 0 0 0 0 0 0 24 42 16.20 3.000																						

Batter	1	2	3	4	5	6	7	8	9	AB R H RBI BB SO LOB	BOTTOM												
Juan Samuel, R OBP: 0.263, SLG: 0.411 (1, 8)	0-1 1B SF7 1B		0-3 K2-3			1-3 K		2-2 F8		4 1 1 0 0 2 1	Atlanta Braves @ Philadelphia Phillies Veterans Stadium, Philadelphia, PA Tue May 09 1989, 7:05 PM EDT Att: 11,544 - Unknown AB 31 R 2 H 6 RBI 2 BB 1 SO 6 LOB 14 												
Tom Herr, S OBP: 0.391, SLG: 0.407 (1, 4)	1-1 1B		1-3 K			0-1 4-3		2-2 5-3		4 0 1 0 0 1 1													
Von Hayes, L OBP: 0.465, SLG: 0.643 (1, 9)	0-1 SF7			1-2 G6-3		2-3 K		1-0 P5		3 0 0 1 0 1 1													
Mike Schmidt, R OBP: 0.331, SLG: 0.491 (1, 5)	1-0 F9			0-1 L7			0-1 E 1B		2-0 G5-4-3 1B	4 0 2 0 0 0 1													
Darren Daulton, L OBP: 0.312, SLG: 0.493 (1, 2)	2-0 P3			0-1 P4			1-0 L4		1-0 F7	4 0 0 0 0 0 3													
Ricky Jordan, R OBP: 0.275, SLG: 0.316 (1, 3)		0-1 F9			1-1 E FC4 FC4-6 1B		0-2 E6 1B		1-0 G5-4-3	4 1 1 0 0 0 2													
Dwayne Murphy, L OBP: 0.400, SLG: 0.353 (1, 7)		2-3 K			1-0 FC4 FC4-6		0-0 F8			3 0 0 0 0 1 3													
Steve Jeltz, S OBP: 0.405, SLG: 0.406 (1, 6)		1-1 G5-3			2-2 FC4-6 G1-6-3		1-1 1B			3 0 1 1 0 0 1													
Don Carman, L (1, 1)					1-3 K			4-2 BB		2 0 0 0 0 1 1													
Todd Frohwirth, R (8, 1)										0 0 0 0 0 0 0													
Gordon Dillard, L (8, 1)										0 0 0 0 0 0 0													
Greg Harris, S (8, 1)										0 0 0 0 0 0 0													
Curt Ford, L OBP: 0.185, SLG: 0.120 (8, 7)										0 0 0 0 1 0 0													
Inning Stats	R: 1 E: 0 K: 0 S: 9	H: 2 LOB: 1 BB: 0 P: 12	R: 0 E: 0 K: 1 S: 8	H: 0 LOB: 0 BB: 0 P: 11	R: 0 E: 0 K: 3 S: 12	H: 0 LOB: 0 BB: 0 P: 14	R: 0 E: 0 K: 0 S: 7	H: 0 LOB: 0 BB: 0 P: 8	R: 1 E: 1 K: 0 S: 7	H: 1 LOB: 0 BB: 0 P: 11	R: 0 E: 0 K: 2 S: 8	H: 0 LOB: 0 BB: 0 P: 11	R: 0 E: 1 K: 0 S: 9	H: 2 LOB: 2 BB: 0 P: 11	R: 0 E: 0 K: 0 S: 12	H: 0 LOB: 1 BB: 1 P: 21	R: 0 E: 0 K: 0 S: 3	H: 1 LOB: 0 BB: 0 P: 7	1B: 6 2B: 0 3B: 0 HR: 0	SF: 1 SAC: 0 DP: 2 HBP: 0	WP: 0 PB: 0 SB: 0 CS: 0	PA: 33	
PITCHER	IP WLS BF H R ER SO BB IBB HBP BLK WP HR S P ERA WHIP											PITCHER	IP WLS BF H R ER SO BB IBB HBP BLK WP HR S P ERA WHIP										
29 John Smoltz, R ERA: 2.88 (1, 1)	9.0 W 33 6 2 1 6 1 0 0 0 0 0 75 106 1.00 0.778																						

Batter	1	2	3	4	5	6	7	8	9	AB	R	H	RBI	BB	SO	LOB	TOP					
Willie Randolph, R (1, 4) OBP: 0.349, SLG: 0.238	G1-5-3	F9					F8			4	0	1	0	0	0	3	Los Angeles Dodgers @ Philadelphia Phillies Veterans Stadium, Philadelphia, PA Sat May 13 1989, 7:05 PM EDT Att: 30,294 - Unknown					
Chris Cwynn, L (1, 7) OBP: 0.375, SLG: 0.286	1B		F8					P3		2	0	0	0	2	0							
Mike Marshall, R (1, 9) OBP: 0.327, SLG: 0.396	1B		6-3				K			4	0	1	0	0	2	2						
Eddie Murray, S (1, 3) OBP: 0.364, SLG: 0.458	K		F9							2	0	0	0	2	1	2						
Rick Dempsey, R (1, 2) OBP: 0.333, SLG: 0.333	F7			1-3			L4-3			4	0	0	0	0	0	4						
John Shelby, S (1, 8) OBP: 0.282, SLG: 0.197		SH1-4		K						4	0	1	0	0	1	0						
Jeff Hamilton, R (1, 5) OBP: 0.235, SLG: 0.272		K		F7						4	0	1	0	0	1	1						
Dave Anderson, R (1, 6) OBP: 0.241, SLG: 0.154		SH1-4			F9					4	0	1	0	0	1	1						
Tim Belcher, R (1, 1) OBP: 0.188, SLG: 0.250										1	0	0	0	0	0	0						
Mickey Hatcher, R (7, PH) OBP: 0.295, SLG: 0.343	SH1-4				G5-3					1	0	0	0	0	0	1						
Tim Crews, R (7, 1)							F8			0	0	0	0	0	0	0						
Ray Seearge, L (8, 1)										0	0	0	0	0	0	0						
Inning Stats	R: 0 E: 0 K: 1 S: 13	H: 1 LOB: 2 BB: 1 P: 23	R: 0 E: 0 K: 1 S: 9	H: 2 LOB: 2 BB: 0 P: 14	R: 0 E: 0 K: 0 S: 6	H: 0 LOB: 0 BB: 0 P: 9	R: 0 E: 0 K: 1 S: 6	H: 0 LOB: 0 BB: 0 P: 9	R: 0 E: 0 K: 1 S: 10	H: 1 LOB: 2 BB: 1 P: 18	R: 0 E: 0 K: 0 S: 5	H: 0 LOB: 0 BB: 1 P: 10	R: 0 E: 0 K: 1 S: 8	H: 1 LOB: 1 BB: 0 P: 13	R: 0 E: 0 K: 1 S: 8	H: 0 LOB: 1 BB: 1 P: 17	R: 0 E: 0 K: 0 S: 5	H: 0 LOB: 0 BB: 0 P: 8	1B: 5 2B: 1 3B: 0 HR: 0	SF: 0 SAC: 1 DP: 1 HBP: 0	WP: 0 PB: 0 SB: 0 CS: 0	PA: 35
PITCHER Larry McWilliams, L (1, 1) ERA: 2.2	IP: 9.0 WLS: W BF: 35 H: 5 R: 0 ER: 0 SO: 6 BB: 4 IBB: 0 HBP: 0 BLK: 0 WP: 0 HR: 0 S: 70 P: 121 ERA: 0.00 WHIP: 1.000															PITCHER						

Batter	1	2	3	4	5	6	7	8	9	AB	R	H	RBI	BB	SO	LOB	BOTTOM			
Juan Samuel, R (1, 8) OBP: 0.270, SLG: 0.412	F8									4	0	1	0	0	1	0	Los Angeles Dodgers @ Philadelphia Phillies Veterans Stadium, Philadelphia, PA Sat May 13 1989, 7:05 PM EDT Att: 30,294 - Unknown			
Tom Herr, S (1, 4) OBP: 0.400, SLG: 0.436	E									3	1	2	0	1	0	0				
Von Hayes, L (1, 9) OBP: 0.461, SLG: 0.607	F9									2	1	0	0	2	1	2				
Mike Schmidt, R (1, 5) OBP: 0.331, SLG: 0.461										1	0	0	0	3	0	2				
Darren Daulton, L (1, 2) OBP: 0.310, SLG: 0.467										3	0	0	0	0	0	4				
Bob Demier, R (8, PH) OBP: 0.309, SLG: 0.279	F8									1	0	0	0	0	1	1				
Steve Lake, R (9, 2) OBP: 0.283, SLG: 0.238										0	0	0	0	0	0	0				
Chris James, R (1, 7) OBP: 0.286, SLG: 0.344										4	0	1	1	0	1	1				
Ricky Jordan, R (1, 3) OBP: 0.297, SLG: 0.333										3	0	0	0	0	1	2				
Dickie Thon, R (1, 6) OBP: 0.284, SLG: 0.271										3	0	0	0	0	1	0				
Larry McWilliams, L (1, 1) OBP: 0.100, SLG: 0.100										3	0	0	0	0	2	0				
Inning Stats	R: 0 E: 0 K: 0 S: 12	H: 1 LOB: 2 BB: 1 P: 23	R: 0 E: 0 K: 1 S: 9	H: 0 LOB: 0 BB: 0 P: 11	R: 0 E: 0 K: 1 S: 9	H: 1 LOB: 2 BB: 2 P: 19	R: 0 E: 0 K: 0 S: 5	H: 0 LOB: 0 BB: 0 P: 8	R: 0 E: 0 K: 1 S: 5	H: 0 LOB: 0 BB: 0 P: 8	R: 1 E: 0 K: 1 S: 14	H: 1 LOB: 2 BB: 2 P: 28	R: 0 E: 0 K: 1 S: 5	H: 0 LOB: 0 BB: 0 P: 9	R: 1 E: 0 K: 3 S: 12	H: 1 LOB: 1 BB: 1 P: 22	1B: 3 2B: 0 3B: 1 HR: 0	SF: 0 SAC: 0 DP: 0 HBP: 0	WP: 0 PB: 1 SB: 1 CS: 1	PA: 33
PITCHER Tim Belcher, R (1, 1) ERA: 2.6	IP: 6.0 WLS: L BF: 25 H: 3 R: 1 ER: 1 SO: 4 BB: 5 IBB: 0 HBP: 0 BLK: 0 WP: 0 HR: 0 S: 54 P: 97 ERA: 1.50 WHIP: 1.333															PITCHER				
Tim Crews, R (7, 1) ERA: 3.5	IP: 1.0 WLS: L BF: 4 H: 1 R: 1 ER: 0 SO: 1 BB: 0 IBB: 0 HBP: 0 BLK: 0 WP: 0 HR: 7 S: 12 P: 12 ERA: 0.00 WHIP: 1.000																			
Ray Seearge, L (8, 1) ERA: 1.93	IP: 1.0 WLS: L BF: 4 H: 0 R: 0 ER: 0 SO: 3 BB: 0 IBB: 1 HBP: 0 BLK: 0 WP: 0 HR: 0 S: 10 P: 19 ERA: 0.00 WHIP: 0.000																			

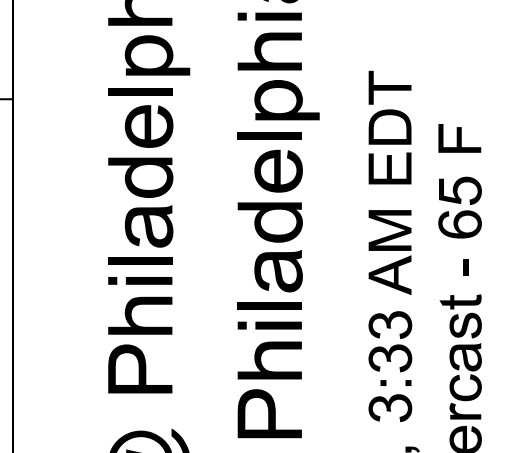
Batter	1	2	3	4	5	6	7	8	9	AB	R	H	RBI	BB	SO	LOB	TOP										
Chris Gwynn, L (1,7) OBP: 0.381, SLG: 0.421	G4-3		G3	G3			HR		F7	5	1	2	1	0	0	0	Los Angeles Dodgers @ Philadelphia Phillies Veterans Stadium, Philadelphia, PA Sun May 14, 1989, 3:33 AM EDT Att: 29,092 - Overcast - 65 F										
Willie Randolph, R (1,4) OBP: 0.356, SLG: 0.240	BB		F7	K			HR		FC3-6 1B	3	1	1	0	2	1	2											
Mike Marshall, R (1,9) OBP: 0.325, SLG: 0.390 Mike Davis, L (7,9) OBP: 0.278, SLG: 0.245	F8			HR	L1-3		K		FC3-6 1-2	4	1	1	0	0	1	3											
Eddie Murray, S (1,3)	P6			HR	G4-3		HR		P4	5	2	2	5	0	0	2											
Mike Scioscia, L (1,2)		G5-3		HR	G4-3		HR			4	2	2	1	0	0	0											
John Shelby, S (1,8) OBP: 0.281, SLG: 0.192	F9			FC4-6 2B		G4-3	K			3	1	0	0	1	1	0											
Jeff Hamilton, R (1,5) OBP: 0.236, SLG: 0.306	HR		F7			G5-3			F7	4	1	1	1	0	0	2											
Dave Anderson, R (1,6) OBP: 0.242, SLG: 0.138	G6-3			FC4-6 BB		G4-3			F7	3	0	0	0	1	0	0											
Orel Hershiser, R (1,1) OBP: 0.167, SLG: 0.292			K	FC4-6 2B			K		P3	4	0	0	1	0	2	2											
Inning Stats	R: 0 E: 0 K: 0 S: 6	H: 0 LOB: 1 BB: 1 P: 14	R: 1 E: 0 K: 0 S: 8	H: 1 LOB: 0 BB: 0 P: 15	R: 0 E: 0 K: 1 S: 5	H: 0 LOB: 0 BB: 0 P: 6	R: 4 E: 0 K: 1 S: 21	H: 4 LOB: 2 BB: 2 P: 40	R: 0 E: 0 K: 0 S: 10	H: 0 LOB: 0 BB: 0 P: 13	R: 0 E: 0 K: 0 S: 4	H: 0 LOB: 0 BB: 0 P: 7	R: 4 E: 0 K: 3 S: 13	H: 3 LOB: 0 BB: 1 P: 19	R: 0 E: 0 K: 0 S: 6	H: 0 LOB: 0 BB: 0 P: 10		R: 0 E: 0 K: 0 S: 5	H: 1 LOB: 1 BB: 0 P: 5	1B: 3 2B: 2 3B: 0 HR: 4	SF: 0 SAC: 0 DP: 0 HBP: 0	WP: 0 PB: 0 SB: 0 CS: 0	PA: 40				
PITCHER	IP	WLS	BF	H	R	ER	SO	BB	IBB	HBP	BLK	WP	HR	S	P	ERA	WHIP										
Alex Madrid, R (1,1) ERA: 6.59	3.2	L	19	5	5	5	1	3	0	0	0	0	2	37	72	12.27	2.182										
Randy O'Neal, R (4,1) ERA: 3.0	2.1		7	0	0	0	1	0	0	0	0	0	0	17	23	0.00	0.000										
Todd Frohwirth, R (7,1) ERA: 8.0	1.0		7	3	4	4	3	1	0	0	0	0	2	13	19	36.00	4.000										
Gordon Dillard, L (8,1) ERA: 3.86	1.0		3	0	0	0	0	0	0	0	0	0	0	6	10	0.00	0.000										
Greg Harris, R (9,1) ERA: 3.7	1.0		4	1	0	0	0	0	0	0	0	0	0	5	5	0.00	1.000										

Batter	1	2	3	4	5	6	7	8	9	AB	R	H	RBI	BB	SO	LOB	BOTTOM										
Bob Dernier, R (1,8) OBP: 0.296, SLG: 0.266 Todd Frohwirth, R (7,1)	G6-3		G1-3			K			F8	3	0	0	0	0	1	2	Los Angeles Dodgers @ Philadelphia Phillies Veterans Stadium, Philadelphia, PA Sun May 14, 1989, 3:33 AM EDT Att: 29,092 - Overcast - 65 F										
Dwayne Murphy, L (8,7) OBP: 0.381, SLG: 0.333			1-2 2-3							0	0	0	0	0	0	0											
Tom Herr, S (1,4) OBP: 0.389, SLG: 0.423	F8		G4-3			G6-3			G4-3	4	0	0	0	0	0	2											
Von Hayes, L (1,9) OBP: 0.462, SLG: 0.596	K			G1-6-3 BB			G1-3 BB		G4-3	2	0	0	0	2	1	0											
Mike Schmidt, R (1,5) OBP: 0.331, SLG: 0.453 Gordon Dillard, L (8,1)		G4-2		P5			L8		G4-1	2	0	0	0	1	0	2											
Mark Ryal, L (8,9) OBP: 0.235, SLG: 0.188		CS BB								0	0	0	0	0	0	0											
Darren Daulton, L (1,2) OBP: 0.299, SLG: 0.449		1-3		G1-6-3			G1-3			3	0	0	0	0	1	3											
Chris James, R (1,7) OBP: 0.280, SLG: 0.336		1-2					G1-3			3	0	0	0	0	1	1											
Ricky Jordan, R (1,3) OBP: 0.298, SLG: 0.333							G5-3			3	0	1	0	0	1	0											
Steve Jeltz, S (1,6) OBP: 0.415, SLG: 0.429				WP 1B					G4-3 2B	2	0	1	0	1	1	0											
Alex Madrid, R (1,1) Randy O'Neal, R (4,1) Curt Ford, L (6,PH) OBP: 0.172, SLG: 0.111 Greg Harris, S (9,1)				WP BB			F7		G4-3	1	0	0	0	0	1	2											
Inning Stats	R: 0 E: 0 K: 1 S: 8	H: 0 LOB: 0 BB: 0 P: 12	R: 0 E: 0 K: 1 S: 8	H: 0 LOB: 0 BB: 1 P: 13	R: 0 E: 0 K: 1 S: 11	H: 1 LOB: 2 BB: 1 P: 21	R: 0 E: 0 K: 0 S: 8	H: 0 LOB: 0 BB: 1 P: 14	R: 0 E: 0 K: 2 S: 10	H: 0 LOB: 0 BB: 0 P: 14	R: 0 E: 0 K: 1 S: 8	H: 0 LOB: 0 BB: 0 P: 12	R: 0 E: 0 K: 0 S: 8	H: 0 LOB: 1 BB: 1 P: 15	R: 0 E: 0 K: 1 S: 10	H: 1 LOB: 0 BB: 0 P: 19	R: 0 E: 0 K: 0 S: 4	H: 0 LOB: 0 BB: 0 P: 6	1B: 1 2B: 1 3B: 0 HR: 0	SF: 0 SAC: 0 DP: 1 HBP: 0	WP: 1 PB: 0 SB: 0 CS: 1	PA: 31					
PITCHER	IP	WLS	BF	H	R	ER	SO	BB	IBB	HBP	BLK	WP	HR	S	P	ERA	WHIP										
Orel Hershiser, R (1,1) ERA: 1.72	9.0	W	31	2	0	0	7	4	0	0	0	1	0	75	126	0.00	0.667										

AB	36
R	9
H	9
RBI	9
BB	4
SO	5
LOB	12



AB	27
R	0
H	2
RBI	0
BB	4
SO	7
LOB	14



Batter	1	2	3	4	5	6	7	8	9	10	11	12	AB	R	H	RBI	BB	SO	LOB	TOP				
Donell Nixon, R OBP: 0.235, SLG: 0.275 (1.8) (10.9)													6	0	0	0	0	3	7					
Robby Thompson, R OBP: 0.324, SLG: 0.385 (1.4)													5	0	0	0	1	0	0					
Will Clark, L OBP: 0.447, SLG: 0.604 (1.3)													5	1	3	1	1	0	1					
Kevin Mitchell, R OBP: 0.363, SLG: 0.669 (1.7)													4	1	2	1	2	1	1					
Candy Maldonado, R OBP: 0.288, SLG: 0.333 Craig Leferts, L (10.1)													4	0	1	0	1	0	4					
Ed Jurak, R OBP: 0.323, SLG: 0.250 Ernest Riles, L OBP: 0.358, SLG: 0.417 (10.5)												4	0	1	0	0	1	4						
Kirt Manwaring, R OBP: 0.288, SLG: 0.285 Tracy Jones, R OBP: 0.148, SLG: 0.128 Terry Kennedy, L OBP: 0.312, SLG: 0.405 (9.2)													2	0	0	0	0	0	0					
Jose Uribe, S OBP: 0.267, SLG: 0.292 (1.6)													3	0	0	0	2	0	0					
Scott Garrels, R OBP: 0.222, SLG: 0.294 Brett Butler, L OBP: 0.399, SLG: 0.380 (10.8)													3	0	1	0	1	0	3					
Inning Stats	R: 0 E: 0 K: 11	H: 0 LOB: 1 BB: 1 P: 18	R: 0 E: 0 K: 16	H: 1 LOB: 3 BB: 2 P: 29	R: 0 E: 0 K: 9	H: 1 LOB: 2 BB: 1 P: 15	R: 0 E: 0 K: 6	H: 0 LOB: 0 BB: 0 P: 10	R: 0 E: 0 K: 4	H: 0 LOB: 0 BB: 0 P: 5	R: 0 E: 0 K: 15	H: 1 LOB: 2 BB: 1 P: 25	R: 0 E: 0 K: 15	H: 1 LOB: 2 BB: 1 P: 25	R: 0 E: 0 K: 10	H: 1 LOB: 0 BB: 0 P: 12	R: 2 E: 0 K: 10	H: 2 LOB: 0 BB: 0 P: 14	1B: 6 2B: 1 3B: 0 HR: 2	SF: 0 SAC: 1 DP: 0 HBP: 0	WP: 0 PB: 0 SB: 1 CS: 2	PA: 51		
PITCHER Don Carman, L ERA: 4.23 Steve Bedrosian, R ERA: 3.15	IP: 9.0 WLS: 0 BF: 37 H: 4 R: 0 ER: 0 SO: 4 BB: 7 IBB: 0 HBP: 0 BLK: 0 WP: 0 HR: 0 S: 98 P: 166 ERA: 0.00 WHIP: 1.222	0.0 W: 0 L: 0 S: 0	0.0 W: 0 L: 0 S: 0	0.0 W: 0 L: 0 S: 0	0.0 W: 0 L: 0 S: 0	0.0 W: 0 L: 0 S: 0	0.0 W: 0 L: 0 S: 0	0.0 W: 0 L: 0 S: 0	0.0 W: 0 L: 0 S: 0	0.0 W: 0 L: 0 S: 0	0.0 W: 0 L: 0 S: 0	0.0 W: 0 L: 0 S: 0	0.0 W: 0 L: 0 S: 0	0.0 W: 0 L: 0 S: 0	0.0 W: 0 L: 0 S: 0	0.0 W: 0 L: 0 S: 0	0.0 W: 0 L: 0 S: 0	0.0 W: 0 L: 0 S: 0	0.0 W: 0 L: 0 S: 0	0.0 W: 0 L: 0 S: 0	0.0 W: 0 L: 0 S: 0	0.0 W: 0 L: 0 S: 0	0.0 W: 0 L: 0 S: 0	0.0 W: 0 L: 0 S: 0

San Francisco Giants @ Philadelphia Phillies
Veterans Stadium, Philadelphia, PA
Mon May 15 1989, 7:05 PM EDT
Att. 15,703 - Unknown - 68 F

AB 42
R 2
H 9
RBI 2
BB 8
SO 8
LOB 22



Batter	1	2	3	4	5	6	7	8	9	10	11	12	AB	R	H	RBI	BB	SO	LOB	BOTTOM				
Juan Samuel, R OBP: 0.266, SLG: 0.400 (1.8)													5	0	1	0	0	1	2					
Chris James, R OBP: 0.250, SLG: 0.323 (1.7)													5	0	0	0	0	1	2					
Tom Herr, S OBP: 0.377, SLG: 0.408 (1.4)													5	0	0	0	0	1	1					
Mike Schmidt, R OBP: 0.319, SLG: 0.434 (1.5)													5	0	0	0	0	1	1					
Von Hayes, L OBP: 0.453, SLG: 0.588 (10.3)													5	0	1	0	0	1	0					
Ricky Jordan, R OBP: 0.286, SLG: 0.330 Steve Bedrosian, R (10.1)													4	0	1	0	0	0	1					
Dickie Thon, R OBP: 0.292, SLG: 0.279 (12. FH)												3	0	0	0	0	1	2						
Darren Daulton, L OBP: 0.289, SLG: 0.432 Steve Lake, R OBP: 0.313, SLG: 0.273 (11.2)												2	1	2	0	0	0	0						
Steve Jeltz, S OBP: 0.413, SLG: 0.395 (1.6)													3	0	0	0	2	2	4					
Don Carman, L (1.1) Bob Dernier, R OBP: 0.301, SLG: 0.318 (10.9)													2	0	0	0	1	1						
Inning Stats	R: 0 E: 1 K: 8	H: 0 LOB: 1 BB: 0 P: 13	R: 0 E: 0 K: 12	H: 1 LOB: 1 BB: 0 P: 16	R: 0 E: 0 K: 10	H: 0 LOB: 0 BB: 0 P: 15	R: 0 E: 0 K: 10	H: 0 LOB: 0 BB: 0 P: 14	R: 0 E: 0 K: 7	H: 0 LOB: 0 BB: 0 P: 10	R: 0 E: 0 K: 11	H: 1 LOB: 2 BB: 1 P: 14	R: 0 E: 0 K: 10	H: 1 LOB: 1 BB: 0 P: 13	R: 0 E: 0 K: 9	H: 1 LOB: 0 BB: 0 P: 11	R: 0 E: 0 K: 15	H: 3 LOB: 0 BB: 0 P: 21	1B: 5 2B: 1 3B: 0 HR: 1	SF: 0 SAC: 1 DP: 1 HBP: 0	WP: 0 PB: 0 SB: 0 CS: 0	PA: 45		
PITCHER Scott Garrels, R ERA: 2.28 Craig Leferts, L ERA: 1.29	IP: 9.0 WLS: 0 BF: 33 H: 3 R: 0 ER: 0 SO: 8 BB: 1 IBB: 0 HBP: 0 BLK: 0 WP: 0 HR: 0 S: 81 P: 118 ERA: 0.00 WHIP: 0.444	2.2 L: 12 S: 4	3 3 1	1 0 0 0	0 0 0 0	0 0 27 41	10.12 1.875	0.00 0.444	0.0 W: 0 L: 0 S: 0	0.0 W: 0 L: 0 S: 0	0.0 W: 0 L: 0 S: 0	0.0 W: 0 L: 0 S: 0	0.0 W: 0 L: 0 S: 0	0.0 W: 0 L: 0 S: 0	0.0 W: 0 L: 0 S: 0	0.0 W: 0 L: 0 S: 0	0.0 W: 0 L: 0 S: 0	0.0 W: 0 L: 0 S: 0	0.0 W: 0 L: 0 S: 0	0.0 W: 0 L: 0 S: 0	0.0 W: 0 L: 0 S: 0	0.0 W: 0 L: 0 S: 0	0.0 W: 0 L: 0 S: 0	0.0 W: 0 L: 0 S: 0

San Francisco Giants @ Philadelphia Phillies
Veterans Stadium, Philadelphia, PA
Mon May 15 1989, 7:05 PM EDT
Att. 15,703 - Unknown - 68 F

AB 42
R 3
H 7
RBI 3
BB 2
SO 9
LOB 16



Batter	1	2	3	4	5	6	7	8	9	AB	R	H	RBI	BB	SO	LOB	TOP											
Brett Butler , L (1, 8) OBP: 0.398, SLG: 0.379	L8	SH1-3		FC1-2				K		3	1	1	1	0	0	3	San Francisco Giants @ Philadelphia Phillies Veterans Stadium, Philadelphia, PA Tue May 16 1989, 7:05 PM EDT Att: 14,074 - Overcast - 55 F											
Donell Nixon , R (6, PH) OBP: 0.245, SLG: 0.264								K		2	0	0	0	0	2	2												
Ernest Riles , L (1, 5) OBP: 0.353, SLG: 0.408	4-3	4-3		E4				K		4	1	1	1	0	0	3												
Tracy Jones , R (6, PH) OBP: 0.140, SLG: 0.122								K		2	0	0	0	0	1	2												
Will Clark , L (1, 3) OBP: 0.442, SLG: 0.601	K			K						4	1	1	1	0	3	3												
Ed Jurak , R (6, 6)				K						2	1	1	0	0	1	0												
Kevin Mitchell , R (1, 7) OBP: 0.372, SLG: 0.676										3	1	2	1	1	0	1												
Ken Oberkell , L (6, 5) OBP: 0.174, SLG: 0.166										2	0	0	0	0	0	1												
Candy Maldonado , R (1, 9) OBP: 0.300, SLG: 0.327										5	2	1	1	1	2	5												
Terry Kennedy , L (1, 2) OBP: 0.330, SLG: 0.425										3	2	0	1	0	1	1												
Kirt Manwaring , R (7, PH) OBP: 0.281, SLG: 0.269										1	0	1	1	0	0	0												
Robby Thompson , R (1, 4) OBP: 0.333, SLG: 0.490										5	2	3	2	0	1	1	AB 46 R 13 H 18 RBI 12 BB 3 SO 12 LOB 28											
Jose Uribe , S (1, 6) OBP: 0.274, SLG: 0.298										4	1	2	1	0	1	3												
Jim Steels , L (6, 3) OBP: 0.231, SLG: 0.091										1	0	0	0	0	0	2												
Atlee Hammaker , S (1, 1) OBP: 0.500, SLG: 0.500										4	1	3	3	0	0	1												
Michael LaCoss , R (7, 1)										1	0	0	0	0	1	0												
Rich Gossage , R (9, 1)										0	0	0	0	0	0	0												
Inning Stats	R: 0 E: 0 K: 1 S: 7	H: 0 LOB: 0 BB: 0 P: 11	R: 4 E: 0 K: 1 S: 18	H: 4 LOB: 1 BB: 1 P: 32	R: 0 E: 0 K: 2 S: 14	H: 1 LOB: 1 BB: 0 P: 22	R: 2 E: 2 K: 2 S: 17	H: 2 LOB: 3 BB: 1 P: 29	R: 0 E: 0 K: 1 S: 9	H: 1 LOB: 1 BB: 0 P: 13	R: 6 E: 0 K: 1 S: 20	H: 7 LOB: 2 BB: 1 P: 40	R: 1 E: 0 K: 0 S: 13	H: 3 LOB: 2 BB: 0 P: 24	R: 0 E: 0 K: 3 S: 10	H: 0 LOB: 0 BB: 0 P: 12		R: 0 E: 0 K: 1 S: 6	H: 0 LOB: 0 BB: 0 P: 8	1B: 14 2B: 4 3B: 0 HR: 0	SF: 0 SAC: 1 DP: 0 HBP: 0	WP: 2 PB: 0 SB: 0 CS: 0	PA: 50					
PITCHER	IP	WLS	BF	H	R	ER	SO	BB	IBB	HBP	BLK	WP	HR	S	P	ERA		WHIP										
Mike Maddux , R (1, 1) ERA: 4.67	3.2	L	22	7	6	4	5	2	0	0	0	0	0	52	87	9.82		2.455										
Randy O'Neal , R (4, 1) ERA: 8.22	1.2		11	5	5	5	2	1	0	0	0	1	0	25	48	27.00		3.600										
Gordon Dillard , L (6, 1) ERA: 6.75	1.2		11	6	2	2	1	0	0	0	0	1	0	21	36	10.80	3.600											
Todd Frohwrth , R (8, 1) ERA: 6.55	2.0		6	0	0	0	4	0	0	0	0	0	0	16	20	0.00	0.000											

Batter	1	2	3	4	5	6	7	8	9	AB	R	H	RBI	BB	SO	LOB	BOTTOM										
Juan Samuel , R (1, 8) OBP: 0.273, SLG: 0.432	HR		F9			F9		FC5	FC6-4	5	2	2	1	0	0	3	San Francisco Giants @ Philadelphia Phillies Veterans Stadium, Philadelphia, PA Tue May 16 1989, 7:05 PM EDT Att: 14,074 - Overcast - 55 F										
Chris James , R (1, 7) OBP: 0.243, SLG: 0.313	F8			6-3		FC5-4		FC5		4	1	0	0	0	0	3											
Tom Herr , S (1, 4) OBP: 0.372, SLG: 0.403	5-3			F9				S		2	0	0	0	0	0	0											
Curt Ford , L (7, 4) OBP: 0.226, SLG: 0.143								FC3-6		1	1	1	1	0	0	0											
Mike Schmidt , R (1, 5) OBP: 0.315, SLG: 0.427	6-3			F6				FC3-6		2	0	0	0	0	0	0											
Dwayne Murphy , L (7, 7) OBP: 0.346, SLG: 0.300								FC3-6		2	0	0	1	0	0	2											
Ricky Jordan , R (1, 3) OBP: 0.304, SLG: 0.337						F9		F4		4	1	2	1	0	0	1											
Bob Demier , R (1, 9) OBP: 0.286, SLG: 0.300								F9		4	0	0	0	0	2	2											
Dickie Thon , R (1, 6) OBP: 0.286, SLG: 0.273										2	0	0	0	0	1	1											
Gordon Dillard , L (6, 1)										0	0	0	0	0	0	0											
Mark Ryal , L (7, PH) OBP: 0.278, SLG: 0.294										1	0	1	1	0	0	0											
Todd Frohwrth , R (8, 1)										0	0	0	0	0	0	0											
Darren Daulton , L (9, PH) OBP: 0.286, SLG: 0.427										1	0	0	0	0	0	0											
Steve Lake , R (1, 2) OBP: 0.308, SLG: 0.292						F3		F9		4	0	1	0	0	0	1											
Mike Maddux , L (1, 1)										1	0	0	0	0	0	0											
Randy O'Neal , R (4, 1)										0	0	0	0	0	0	0											
Steve Jeltz , S (6, 6) OBP: 0.449, SLG: 0.425										2	0	2	0	1	0	0											
Inning Stats	R: 1 E: 0 K: 0 S: 7	H: 1 LOB: 0 BB: 0 P: 12	R: 0 E: 0 K: 2 S: 9	H: 1 LOB: 1 BB: 0 P: 15	R: 0 E: 0 K: 0 S: 6	H: 0 LOB: 0 BB: 0 P: 10	R: 0 E: 0 K: 0 S: 7	H: 0 LOB: 0 BB: 0 P: 10	R: 0 E: 0 K: 0 S: 12	H: 0 LOB: 1 BB: 1 P: 19	R: 2 E: 0 K: 0 S: 7	H: 2 LOB: 1 BB: 0 P: 9	R: 2 E: 0 K: 0 S: 19	H: 3 LOB: 1 BB: 0 P: 27	R: 0 E: 0 K: 0 S: 11	H: 2 LOB: 2 BB: 0 P: 15	1B: 6 2B: 3 3B: 0 HR: 1	SF: 0 SAC: 0 DP: 1 HBP: 1	WP: 0 PB: 0 SB: 1 CS: 1	PA: 37							
PITCHER	IP	WLS	BF	H	R	ER	SO	BB	IBB	HBP	BLK	WP	HR	S	P	ERA	WHIP										
Atlee Hammaker , L (1, 1) ERA: 3.45	6.2	W	25	4	3	3	3	1	0	0	0	0	0	55	83	4.05	0.750										
Michael LaCoss , R (7, 1) ERA: 2.7	1.1		7	3	2	2	0	0	0	0	0	0	0	20	28	13.50	2.250										
Rich Gossage , R (9, 1) ERA: 0.71	1.0		5	2	0	0	0	0	0	0	0	0	0	11	15	0.00	2.000										



Batter	1	2	3	4	5	6	7	8	9	AB	R	H	RBI	BB	SO	LOB	TOP					
Brett Butler , L (1, 8) OBP: 0.404, SLG: 0.393										5	2	3	0	0	1	0	San Francisco Giants @ Philadelphia Phillies Veterans Stadium, Philadelphia, PA Wed May 17 1989, 7:05 PM EDT Att: 18,943 - Unknown					
Ken Oberkfell , L (1, 4) OBP: 0.176, SLG: 0.170										4	1	0	0	1	0	2						
Will Clark , L (1, 3) OBP: 0.446, SLG: 0.606										4	1	2	0	1	2	3						
Kevin Mitchell , R (1, 7) OBP: 0.379, SLG: 0.678										4	1	2	2	1	0	1						
Ernest Riles , L (1, 5) OBP: 0.348, SLG: 0.413										4	0	1	1	0	0	5						
Candy Maldonado , R (1, 9) OBP: 0.306, SLG: 0.336										3	0	1	2	1	0	0						
Terry Kennedy , L (1, 2) OBP: 0.317, SLG: 0.407										4	0	0	0	0	0	4						
Jose Uribe , S (1, 6) OBP: 0.273, SLG: 0.297										4	0	1	0	0	2	2						
Rick Reuschel , R (1, 1) OBP: 0.136, SLG: 0.050 Jeff Brantley , R (9, 1)										3	1	0	0	1	1	1						
Inning Stats	R: 0 E: 0 K: 1 S: 5	H: 1 LOB: 0 BB: 0 P: 5	R: 0 E: 0 K: 0 S: 3	H: 0 LOB: 0 BB: 0 P: 3	R: 0 E: 0 K: 0 S: 3	H: 0 LOB: 0 BB: 0 P: 3	R: 3 E: 0 K: 1 S: 8	H: 3 LOB: 2 BB: 3 P: 16	R: 3 E: 0 K: 1 S: 7	H: 2 LOB: 2 BB: 3 P: 19	R: 0 E: 0 K: 3 S: 9	H: 0 LOB: 0 BB: 0 P: 9	R: 0 E: 1 K: 0 S: 4	H: 2 LOB: 1 BB: 0 P: 4	R: 0 E: 0 K: 0 S: 4	H: 1 LOB: 1 BB: 0 P: 4	R: 0 E: 0 K: 0 S: 4	H: 1 LOB: 1 BB: 0 P: 4	1B: 5 2B: 6 3B: 0 HR: 0	SF: 0 SAC: 0 DP: 2 HBP: 0	WP: 1 PB: 0 SB: 0 CS: 0	PA: 40
PITCHER	IP	WLS	BF	H	R	ER	SO	BB	IBB	HBP	BLK	WP	HR	S	P	ERA	WHIP					
Ken Howell , R (1, 1) ERA: 4.67	4.0	L	20	5	6	6	2	4	0	0	0	0	0	20	36	13.50	2.250					
Alex Madrid , R (5, 1) ERA: 4.92	5.0		20	5	0	0	4	1	0	0	0	1	0	27	31	0.00	1.200					

Batter	1	2	3	4	5	6	7	8	9	AB	R	H	RBI	BB	SO	LOB	BOTTOM					
Juan Samuel , R (1, 8) OBP: 0.262, SLG: 0.414										4	0	0	0	0	3	0	San Francisco Giants @ Philadelphia Phillies Veterans Stadium, Philadelphia, PA Wed May 17 1989, 7:05 PM EDT Att: 18,943 - Unknown					
Curt Ford , L (1, 7) OBP: 0.206, SLG: 0.129										3	0	0	0	0	1	0						
Tom Herr , S (1, 4) OBP: 0.371, SLG: 0.401										3	0	1	0	0	0	0						
Mike Schmidt , R (1, 5) OBP: 0.308, SLG: 0.417										3	0	0	0	0	1	0						
Von Hayes , L (1, 9) OBP: 0.451, SLG: 0.578										2	0	0	0	1	1	0						
Ricky Jordan , R (1, 3) OBP: 0.295, SLG: 0.327										3	0	0	0	0	0	1						
Darren Daulton , L (1, 2) OBP: 0.277, SLG: 0.412										3	0	0	0	0	0	1						
Steve Jeltz , S (1, 6) OBP: 0.423, SLG: 0.395										3	0	0	0	0	0	0						
Ken Howell , R (1, 1) OBP: 0.133, SLG: 0.071 Alex Madrid , R (5, 1) Dwayne Murphy , L (9, PH) OBP: 0.333, SLG: 0.286										1	0	0	0	0	0	0						
Inning Stats	R: 0 E: 0 K: 1 S: 5	H: 0 LOB: 0 BB: 0 P: 5	R: 0 E: 0 K: 1 S: 5	H: 0 LOB: 0 BB: 0 P: 5	R: 0 E: 0 K: 0 S: 3	H: 0 LOB: 0 BB: 0 P: 3	R: 0 E: 0 K: 2 S: 7	H: 0 LOB: 0 BB: 0 P: 7	R: 0 E: 0 K: 0 S: 3	H: 0 LOB: 0 BB: 0 P: 3	R: 0 E: 0 K: 1 S: 5	H: 0 LOB: 0 BB: 0 P: 5	R: 0 E: 0 K: 0 S: 3	H: 1 LOB: 1 BB: 0 P: 3	R: 0 E: 0 K: 1 S: 5	H: 0 LOB: 1 BB: 1 P: 9	R: 0 E: 0 K: 1 S: 5	H: 0 LOB: 0 BB: 0 P: 5	1B: 1 2B: 0 3B: 0 HR: 0	SF: 0 SAC: 0 DP: 0 HBP: 0	WP: 0 PB: 0 SB: 0 CS: 0	PA: 28
PITCHER	IP	WLS	BF	H	R	ER	SO	BB	IBB	HBP	BLK	WP	HR	S	P	ERA	WHIP					
Rick Reuschel , R (1, 1) ERA: 2.16	8.0	W	25	1	0	0	6	1	0	0	0	0	0	36	40	0.00	0.250					
Jeff Brantley , R (9, 1) ERA: 3.65	1.0		3	0	0	0	1	0	0	0	0	0	0	5	5	0.00	0.000					

Batter	1	2	3	4	5	6	7	8	9	AB	R	H	RBI	BB	SO	LOB	TOP			
Randy Ready, R OBP: 0.365, SLG: 0.333 (1.5)										5	1	1	0	0	1	1	San Diego Padres @ Philadelphia Phillies Veterans Stadium, Philadelphia, PA Fri May 19 1989, 7:05 PM EDT Att: 28,224 - Unknown			
Roberto Alomar, S OBP: 0.398, SLG: 0.322 (1.4)										4	1	2	0	1	0	0				
Tony Gwynn, L OBP: 0.356, SLG: 0.408 (1.8)										5	1	0	0	0	0	5				
Jack Clark, R OBP: 0.401, SLG: 0.355 Rob Nelson, L OBP: 0.306, SLG: 0.313 (7.3)										2	2	1	0	2	0	0				
Carmelo Martinez, R OBP: 0.287, SLG: 0.319 (1.7)										5	1	1	2	0	0	3				
Benito Santiago, R OBP: 0.285, SLG: 0.359 (1.2)										5	2	4	3	0	0	0				
Jerald Clark, R OBP: 0.125, SLG: 0.067 (1.9)										4	0	1	1	0	0	4				
Garry Templeton, S OBP: 0.269, SLG: 0.323 (1.6)										4	0	2	1	0	0	0				
Ed Whitson, R OBP: 0.167, SLG: 0.174 (1.1)										4	0	0	0	0	0	3				
Inning Stats	R: 3 E: 0 K: 0 S: 16	H: 3 LOB: 1 BB: 1 P: 29	R: 0 E: 0 K: 0 S: 6	H: 0 LOB: 0 BB: 0 P: 12	R: 0 E: 0 K: 0 S: 5	H: 0 LOB: 0 BB: 0 P: 10	R: 1 E: 0 K: 0 S: 16	H: 2 LOB: 1 BB: 0 P: 24	R: 2 E: 1 K: 0 S: 14	H: 3 LOB: 2 BB: 0 P: 15	R: 2 E: 0 K: 0 S: 13	H: 3 LOB: 1 BB: 1 P: 25	R: 0 E: 0 K: 1 S: 5	H: 0 LOB: 0 BB: 1 P: 11	R: 0 E: 0 K: 0 S: 5	H: 0 LOB: 0 BB: 0 P: 6	1B: 9 2B: 2 3B: 1 HR: 0	SF: 0 SAC: 0 DP: 2 HBP: 0	WP: 1 PB: 0 CS: 3 SB: 0	PA: 42
PITCHER	IP WLS BF H R ER SO BB IBB HBP BLK WP HR S P ERA WHIP																			
Larry McWilliams, L ERA: 3.15 Mike Maddux, R ERA: 4.5 Greg Harris, R ERA: 4.1 Randy O'Neal, R ERA: 7.27	(1.1)	4.2	L	24	8	6	5	0	1	0	0	0	0	0	0	0	54	92	9.64	1.929
PITCHER	IP WLS BF H R ER SO BB IBB HBP BLK WP HR S P ERA WHIP																			

Batter	1	2	3	4	5	6	7	8	9	AB	R	H	RBI	BB	SO	LOB	BOTTOM					
Von Hayes, L OBP: 0.456, SLG: 0.575 (1.9)										4	1	2	0	1	1	0	San Diego Padres @ Philadelphia Phillies Veterans Stadium, Philadelphia, PA Fri May 19 1989, 7:05 PM EDT Att: 28,224 - Unknown					
Chris James, R OBP: 0.248, SLG: 0.317 (1.5)										5	0	2	1	0	0	4						
Tom Herr, S OBP: 0.377, SLG: 0.403 Steve Jeltz, S OBP: 0.434, SLG: 0.409 (8.4)										2	0	1	1	1	0	0						
Ricky Jordan, R OBP: 0.284, SLG: 0.314 (1.3)										4	0	0	0	0	0	5						
Juan Samuel, R OBP: 0.271, SLG: 0.412 (1.8)										3	0	1	0	1	0	2						
Dwayne Murphy, L OBP: 0.307, SLG: 0.281 Mike Maddux, L OBP: 0.285, SLG: 0.278 Mark Ryal, L OBP: 0.285, SLG: 0.278 Greg Harris, S OBP: 0.285, SLG: 0.278 Bob Demier, R OBP: 0.285, SLG: 0.278 Randy O'Neal, R OBP: 0.285, SLG: 0.278 (8.9)										2	0	0	0	0	0	1						
Dickie Thon, R OBP: 0.275, SLG: 0.261 (1.6)										4	0	0	0	0	0	0						
Darren Daulton, L OBP: 0.265, SLG: 0.393 (1.2)										4	0	0	0	0	0	0						
Larry McWilliams, L OBP: 0.091, SLG: 0.091 Curt Ford, R OBP: 0.270, SLG: 0.235 (5.7)										1	0	0	0	0	1	0						
Inning Stats	R: 0 E: 0 K: 1 S: 13	H: 1 LOB: 2 BB: 1 P: 25	R: 0 E: 0 K: 0 S: 4	H: 0 LOB: 0 BB: 0 P: 5	R: 0 E: 0 K: 1 S: 6	H: 0 LOB: 0 BB: 0 P: 7	R: 0 E: 0 K: 0 S: 9	H: 0 LOB: 1 BB: 1 P: 13	R: 2 E: 0 K: 0 S: 12	H: 4 LOB: 2 BB: 0 P: 22	R: 0 E: 0 K: 0 S: 6	H: 0 LOB: 0 BB: 0 P: 8	R: 0 E: 0 K: 0 S: 9	H: 1 LOB: 1 BB: 1 P: 13	R: 0 E: 0 K: 0 S: 9	H: 2 LOB: 1 BB: 0 P: 13	R: 0 E: 0 K: 0 S: 13	H: 2 LOB: 2 BB: 0 P: 17	1B: 9 2B: 1 3B: 0 HR: 0	SF: 0 SAC: 0 DP: 2 HBP: 0	WP: 0 PB: 0 CS: 0	PA: 38
PITCHER	IP WLS BF H R ER SO BB IBB HBP BLK WP HR S P ERA WHIP																					
Ed Whitson, R ERA: 2.39	(1.1)	9.0	W	38	10	2	2	2	3	0	0	0	0	0	0	0	81	123	2.00	1.444		



Batter	1	2	3	4	5	6	7	8	9	AB R H RBI BB SO LOB	TOP
Randy Ready, R (1, 5) OBP: 0.359, SLG: 0.318 Luis Salazar, R (7, 5) OBP: 0.264, SLG: 0.318	2-2 F7		2-1 F7	4-1 BB		2-2 G6-3			1-3 K	3 0 0 0 1 0 0 1 0 0 0 0 1 0	San Diego Padres @ Philadelphia Phillies Veterans Stadium, Philadelphia, PA Sat May 20 1989, 7:05 PM EDT Att: 28,866 - Unknown livebaseballscorecards.com
Roberto Alomar, S (1, 4) OBP: 0.395, SLG: 0.315	0-1 G5-3		1-0 G6-3	0-0 F8			0-1 G4-3		4-2 BB	4 0 0 0 1 0 3	
Tony Gwynn, L (1, 8) OBP: 0.358, SLG: 0.413	2-2 2B		0-2 3B	2-1 2B			3-1 L1-3		1-1 G6-3	5 1 2 0 0 0 4	
Jack Clark, R (1, 3) OBP: 0.407, SLG: 0.376	2-1 1-3		4-0 3B		1-2 F9		0-0 2B		2-1 P4	4 1 2 0 1 0 1	
Carmelo Martinez, R (1, 7) OBP: 0.281, SLG: 0.339	4-1 BB		3-1 1-H 2-H 3B		3-2 F8		4-2 BB			2 0 1 2 2 0 0	
Benito Santiago, R (1, 2) OBP: 0.257, SLG: 0.348	0-0 G4-3		1-2 G6-3		0-2 F7		2-2 F9			4 0 0 0 0 0 6	
Jerald Clark, R (1, 9) Marvell Wynne, L (8, PH) OBP: 0.302, SLG: 0.440		1-0 F9		1-0 1B		1-0 CS		1-1 P4		3 0 2 0 0 0 0 1 0 0 0 0 0 0	
Garry Templeton, S (1, 6) OBP: 0.276, SLG: 0.352		2-0 F9		0-1 BB		1-2 1-2		0-2 F7		4 1 2 1 0 0 0	
Dennis Rasmussen, L (1, 1) Greg Harris, R (6, 1)		0-0 L8		0-3 K		2-3 K		2-1 G5-3		3 0 0 0 0 2 2 1 0 0 0 0 0 0	
Inning Stats	R: 0 H: 2 E: 0 LOB: 3 K: 0 BB: 1 S: 12 P: 22	R: 0 H: 0 E: 0 LOB: 0 K: 0 BB: 0 S: 3 P: 6	R: 2 H: 2 E: 0 LOB: 1 K: 0 BB: 1 S: 12 P: 23	R: 0 H: 2 E: 0 LOB: 3 K: 1 BB: 1 S: 10 P: 17	R: 0 H: 0 E: 0 LOB: 0 K: 0 BB: 0 S: 9 P: 13	R: 1 H: 2 E: 0 LOB: 0 K: 1 BB: 0 S: 10 P: 16	R: 0 H: 1 E: 0 LOB: 2 K: 0 BB: 1 S: 10 P: 19	R: 0 H: 0 E: 0 LOB: 0 K: 1 BB: 1 S: 7 P: 10	R: 0 H: 0 E: 0 LOB: 1 K: 1 BB: 1 S: 11 P: 19	1B: 4 SF: 0 2B: 3 SAC: 0 3B: 1 DP: 0 HR: 1 HBP: 0	
PITCHER	IP WLS BF H R ER SO BB IBB HBP BLK WP HR S P ERA WHIP										
Don Carman, L (1, 1) ERA: 4.08	6.0 L 28 8 3 3 2 3 0 0 0 0 0 1 56 97 4.50 1.833										
Greg Harris, R (7, 1) ERA: 3.51	2.0 8 1 0 0 0 1 0 0 0 0 0 0 17 29 0.00 1.000										
Steve Bedrosian, R (9, 1) ERA: 3.0	1.0 4 0 0 0 0 1 1 0 0 0 0 0 0 11 19 0.00 1.000										

Batter	1	2	3	4	5	6	7	8	9	AB R H RBI BB SO LOB	BOTTOM
Bob Dernier, R (1, 7) OBP: 0.277, SLG: 0.289	0-0 1B	2-0 P6			2-1 G6-3	0-3 K			0-1 P4	5 1 1 0 0 1 4	San Diego Padres @ Philadelphia Phillies Veterans Stadium, Philadelphia, PA Sat May 20 1989, 7:05 PM EDT Att: 28,866 - Unknown livebaseballscorecards.com
Chris James, R (1, 5) OBP: 0.282, SLG: 0.324	1-0 FC5-4		2-0 FC4-6		4-1 G6-3		2-3 K			3 0 2 0 1 1 0	
Tom Herr, S (1, 4) OBP: 0.373, SLG: 0.395	0-1 FC5-4		2-2 FC4-6		1-0 G6-3		3-2 G6-4-3			3 0 0 1 0 0 3	
Ricky Jordan, R (1, 3) OBP: 0.283, SLG: 0.306	1-0 G5-3		4-2 G4-3		2-2 G6-3		0-0 G6-4-3			3 0 0 0 1 0 3	
Juan Samuel, R (1, 8) OBP: 0.270, SLG: 0.400	0-0 P3		0-2 G4-3			4-2 E		0-3 K		3 1 0 0 1 1 3	
Von Hayes, L (1, 9) OBP: 0.457, SLG: 0.569		0-2 G3		4-2 BB		0-0 E9		3-1 F8		3 0 1 0 1 0 0	
Dickie Thon, R (1, 6) Steve Bedrosian, R (9, 1)		2-2 S		0-1 P3		0-3 K		0-0 G4-3		4 0 1 0 0 1 3 0 0 0 0 0 0 0	
Steve Lake, R (1, 2) OBP: 0.315, SLG: 0.300		0-0 SH1-4		1-1 L5		4-1 G3		3-2 F8		2 0 1 0 0 0 1 0 0 0 0 1 0 0 0 0 0 0 0 0 0	
Dwayne Murphy, L (6, PH) Greg Harris, S (7, 1) Steve Jeltz, S (9, 6) OBP: 0.426, SLG: 0.400		1-2 SH1-4		1-1 1B		0-0 BB				1 0 0 0 0 0 0	
Don Carman, L (1, 1) Darren Daulton, L (6, PH) OBP: 0.260, SLG: 0.385		0-1 SH1-4		1-1 G4-3		0-0 G3		0-3 K		1 0 0 0 0 0 1 2 0 0 1 0 1 2	
Inning Stats	R: 1 H: 2 E: 0 LOB: 1 K: 0 BB: 0 S: 6 P: 8	R: 0 H: 2 E: 0 LOB: 2 K: 0 BB: 0 S: 10 P: 14	R: 0 H: 1 E: 0 LOB: 1 K: 0 BB: 1 S: 10 P: 17	R: 0 H: 0 E: 0 LOB: 1 K: 0 BB: 1 S: 9 P: 15	R: 0 H: 0 E: 0 LOB: 1 K: 0 BB: 1 S: 7 P: 16	R: 1 H: 1 E: 1 LOB: 2 K: 2 BB: 2 S: 14 P: 22	R: 0 H: 0 E: 0 LOB: 0 K: 1 BB: 0 S: 10 P: 15	R: 0 H: 0 E: 0 LOB: 0 K: 1 BB: 0 S: 6 P: 9	R: 0 H: 0 E: 0 LOB: 0 K: 1 BB: 0 S: 9 P: 12	1B: 6 SF: 0 2B: 0 SAC: 1 3B: 0 DP: 2 HR: 0 HBP: 1	WP: 0 PA: 37 PB: 1 SB: 1 CS: 0
PITCHER	IP WLS BF H R ER SO BB IBB HBP BLK WP HR S P ERA WHIP										
Dennis Rasmussen, L (1, 1) ERA: 0.87	5.0 W 24 6 2 2 0 4 0 0 0 0 0 0 35 50 0.00 0.250										
Greg Harris, R (6, 1)	4.0 S 13 0 0 0 0 5 1 0 1 0 0 0 0 35 50 0.00 0.250										

Batter	1	2	3	4	5	6	7	8	9	AB	R	H	RBI	BB	SO	LOB	TOP					
Marvell Wynne, L OBP: 0.289, SLG: 0.420 (1, 7)	G4-3		G6-3			F8		L9		4	0	0	0	0	0	0						
Roberto Alomar, S OBP: 0.309, SLG: 0.319 (1, 4)	1B G6-3		P6			1B CS		P5		4	1	2	0	0	0	0						
Tony Gwynn, L OBP: 0.360, SLG: 0.421 (1, 8)	1B G6-3		G4-3			2B 1-2		G4-3		4	0	2	0	0	0	0						
Jack Clark, R OBP: 0.398, SLG: 0.364 (1, 9)	G6-3			K		K				4	0	0	1	0	3	2						
Rob Nelson, L OBP: 0.333, SLG: 0.343 (1, 3)	K			G5-4-3 1B						3	0	2	0	0	1	1						
Mark Parent, R OBP: 0.267, SLG: 0.500 (1, 2)				G5-4-3 1-2						3	0	1	0	0	1	2						
Tim Flannery, L OBP: 0.361, SLG: 0.308 (1, 5)						K		F8		3	0	0	0	0	1	1						
Garry Templeton, S OBP: 0.270, SLG: 0.344 (1, 6)						G3				3	0	0	0	0	0	1						
Walt Terrell, L OBP: 0.136, SLG: 0.143 (1, 1)						K				3	0	0	0	0	3	1						
Inning Stats	R: 1 E: 0 K: 1 S: 13	H: 2 LOB: 1 BB: 0 P: 23	R: 0 E: 0 K: 1 S: 7	H: 1 LOB: 1 BB: 0 P: 14	R: 0 E: 0 K: 0 S: 6	H: 0 LOB: 0 BB: 0 P: 11	R: 0 E: 0 K: 1 S: 10	H: 1 LOB: 0 BB: 0 P: 15	R: 0 E: 0 K: 2 S: 9	H: 0 LOB: 0 BB: 0 P: 11	R: 0 E: 0 K: 1 S: 13	H: 2 LOB: 1 BB: 0 P: 19	R: 0 E: 0 K: 1 S: 6	H: 1 LOB: 0 BB: 0 P: 9	R: 0 E: 0 K: 1 S: 12	H: 0 LOB: 0 BB: 0 P: 16	R: 0 E: 0 K: 1 S: 10	H: 0 LOB: 0 BB: 0 P: 16	1B: 5 2B: 2 3B: 0 HR: 0	SF: 0 SAC: 0 DP: 1 HBP: 0	WP: 0 PB: 0 SB: 1 CS: 2	PA: 31
PITCHER	IP	WLS	BF	H	R	ER	SO	BB	IBB	HBP	BLK	WP	HR	S	P	ERA	WHIP					
Bob Sebra, R ERA: 1.13 (1, 1)	8.0	W	28	7	1	1	8	0	0	0	0	0	0	76	118	1.12	0.875					
Steve Bedrosian, R ERA: 2.95 (9, 1)	1.0	S	3	0	0	0	1	0	0	0	0	0	0	10	16	0.00	0.000					

San Diego Padres @ Philadelphia Phillies
Veterans Stadium, Philadelphia, PA
Sun May 21 1989, 3:33 AM EDT
Att: 38,346 - Sunny - 80 F

livebaseballscores.com

AB 31
R 1
H 7
RBI 1
BB 0
SO 9
LOB 8




Batter	1	2	3	4	5	6	7	8	9	AB	R	H	RBI	BB	SO	LOB	BOTTOM					
Steve Jeltz, S OBP: 0.414, SLG: 0.449 (1, 4)	F8		P6			K				4	1	1	2	0	1	0						
Chris James, R OBP: 0.282, SLG: 0.317 (1, 5)	G6-3					K		HR		3	0	0	0	1	1	0						
Von Hayes, L OBP: 0.452, SLG: 0.556 (1, 9)								F9		3	0	0	0	1	1	1						
Dwayne Murphy, L OBP: 0.355, SLG: 0.296 (1, 7) (9, 8)	BB G4-3					L7		L7		3	0	0	0	1	1	1						
Juan Samuel, R OBP: 0.261, SLG: 0.385 Steve Bedrosian, R (9, 1)						G4-3 FC4-6 1B		G1-3		4	0	0	0	0	1	2						
Ricky Jordan, R OBP: 0.276, SLG: 0.297 (1, 3)						K				0	0	0	0	0	0	0						
Darren Daulton, L OBP: 0.272, SLG: 0.404 (1, 2)										3	1	0	0	0	0	1						
Dickie Thon, R OBP: 0.275, SLG: 0.263 (1, 6)										3	0	2	0	0	0	0						
Bob Sebra, R (1, 1)										3	0	1	1	0	1	1						
Curt Ford, L OBP: 0.289, SLG: 0.257 (8, PH) (9, 7)										2	0	0	0	0	1	0						
Inning Stats	R: 0 E: 0 K: 0 S: 7	H: 0 LOB: 1 BB: 1 P: 15	R: 0 E: 0 K: 1 S: 8	H: 1 LOB: 1 BB: 0 P: 14	R: 0 E: 0 K: 2 S: 10	H: 0 LOB: 1 BB: 1 P: 19	R: 1 E: 0 K: 0 S: 12	H: 3 LOB: 2 BB: 0 P: 21	R: 0 E: 0 K: 2 S: 10	H: 0 LOB: 0 BB: 0 P: 15	R: 0 E: 0 K: 1 S: 9	H: 0 LOB: 0 BB: 0 P: 13	R: 0 E: 0 K: 0 S: 3	H: 0 LOB: 0 BB: 0 P: 5	R: 2 E: 0 K: 0 S: 10	H: 3 LOB: 1 BB: 0 P: 17	R: 0 E: 0 K: 0 S: 10	H: 0 LOB: 0 BB: 0 P: 17	1B: 5 2B: 1 3B: 0 HR: 1	SF: 0 SAC: 0 DP: 0 HBP: 0	WP: 0 PB: 0 SB: 0 CS: 0	PA: 32
PITCHER	IP	WLS	BF	H	R	ER	SO	BB	IBB	HBP	BLK	WP	HR	S	P	ERA	WHIP					
Walt Terrell, R ERA: 3.05 (1, 1)	8.0	L	32	7	3	3	6	2	0	0	0	0	1	69	119	3.38	1.125					

San Diego Padres @ Philadelphia Phillies
Veterans Stadium, Philadelphia, PA
Sun May 21 1989, 3:33 AM EDT
Att: 38,346 - Sunny - 80 F

livebaseballscores.com

AB 30
R 3
H 7
RBI 3
BB 2
SO 6
LOB 6



Batter	1	2	3	4	5	6	7	8	9	AB	R	H	RBI	BB	SO	LOB	TOP						
Steve Jeltz, S OBP: 0.394, SLG: 0.400 Steve Lake, R OBP: 0.328, SLG: 0.315	K		G4-3		G6-3 1B		G5-3	L8		5	1	1	0	0	1	2	Philadelphia Phillies @ Los Angeles Dodgers Dodger Stadium, Los Angeles, CA Thu May 25 1989, 7:05 PM PDT Att: 27,781 - Unknown						
Chris James, R OBP: 0.245, SLG: 0.296	L8		L7		G6-3		F9		F4	5	0	0	0	0	0	1							
Von Hayes, L OBP: 0.447, SLG: 0.536	1B		K		E S 1B			1B 1B	G3-1	5	1	3	1	0	1	0							
Mike Schmidt, R OBP: 0.296, SLG: 0.396 Larry McWilliams, L OBP: 0.154, SLG: 0.154 Jeff Parrett, R OBP: 0.274, SLG: 0.286	L9				F7			BB 1B 1B	L7	4	0	1	0	0	0	2							
Dwayne Murphy, L OBP: 0.316, SLG: 0.353 Randy O'Neal, R		G1-3		K	F7			K		3	0	0	0	0	1	2							
Mark Ryal, L OBP: 0.238, SLG: 0.250				K						0	0	0	0	0	0	0							
Juan Samuel, R OBP: 0.273, SLG: 0.375	K			HR 1B			K	BB 1B		4	2	2	1	0	2	0							
Darren Daulton, L OBP: 0.282, SLG: 0.424 Ricky Jordan, R OBP: 0.279, SLG: 0.293	1B BB			HR	F8			1B BB		2	1	2	1	0	0	0							
Dickie Thon, R OBP: 0.298, SLG: 0.275	1B		G6-3		F9			1B		4	0	2	2	0	0	0							
Don Carman, L Mike Maddux, L Curt Ford, L Tom Herr, S	F7				F9		K	K		0	0	0	0	0	0	0							
Inning Stats	R: 0 E: 0 K: 1 S: 17	H: 1 LOB: 1 BB: 0 P: 27	R: 0 E: 0 K: 1 S: 18	H: 1 LOB: 2 BB: 1 P: 26	R: 0 E: 0 K: 1 S: 8	H: 0 LOB: 0 BB: 1 P: 11	R: 2 E: 0 K: 1 S: 15	H: 2 LOB: 0 BB: 0 P: 19	R: 1 E: 1 K: 0 S: 14	H: 2 LOB: 2 BB: 0 P: 24	R: 0 E: 0 K: 1 S: 6	H: 0 LOB: 0 BB: 0 P: 11	R: 0 E: 0 K: 1 S: 9	H: 0 LOB: 0 BB: 0 P: 12	R: 3 E: 0 K: 2 S: 25	H: 4 LOB: 2 BB: 1 P: 36		R: 0 E: 0 K: 0 S: 4	H: 0 LOB: 0 BB: 0 P: 4	1B: 9 2B: 0 3B: 0 HR: 1	SF: 0 SAC: 0 DP: 0 HBP: 0	WP: 0 PB: 0 SB: 3 CS: 0	PA: 40
PITCHER	IP	WLS	BF	H	R	ER	SO	BB	IBB	HBP	BLK	WP	HR	S	P	ERA		WHIP					
Tim Belcher, R ERA: 2.77	7.1	W	33	9	6	6	7	1	0	0	0	0	1	95	140	7.36		1.364					
Ray Searage, L ERA: 1.32	0.0		2	1	0	0	0	1	0	0	0	0	0	10	15	∞		∞					
Jay Howell, R ERA: 0.72	1.2	S	5	0	0	0	1	0	0	0	0	0	0	11	15	0.00		0.000					

Batter	1	2	3	4	5	6	7	8	9	AB	R	H	RBI	BB	SO	LOB	BOTTOM					
Willie Randolph, R OBP: 0.353, SLG: 0.245				G6-3			L4			3	1	1	0	1	0	0	Philadelphia Phillies @ Los Angeles Dodgers Dodger Stadium, Los Angeles, CA Thu May 25 1989, 7:05 PM PDT Att: 27,781 - Unknown					
Mickey Hatcher, R OBP: 0.291, SLG: 0.333 Chris Gwynn, L OBP: 0.324, SLG: 0.419 Ray Searage, L Jay Howell, R				K			G4-3 2B			2	1	2	1	0	0	0						
Kirk Gibson, L OBP: 0.384, SLG: 0.467				K			G4-3			3	1	0	0	1	1	3						
Eddie Murray, S OBP: 0.371, SLG: 0.464 Franklin Stubbs, L OBP: 0.364, SLG: 0.345	1B 2B		L1-4 G5-3 BB		G3		K			1	1	1	3	1	0	0						
Mike Marshall, R OBP: 0.313, SLG: 0.366	G5-3		G5-3		K			G1-3		4	0	0	0	0	1	2						
Jeff Hamilton, R OBP: 0.285, SLG: 0.383	1B BB		L1-4		F8			G5-3		3	1	0	0	1	0	1						
Rick Dempsey, R OBP: 0.364, SLG: 0.314 Mike Scioscia, L OBP: 0.356, SLG: 0.367	SH1-3 BLK 1B		G6-4-3 BB		G1-3			1B		1	1	1	1	1	0	0						
Mariano Duncan, R OBP: 0.246, SLG: 0.300	BLK SH1-3 1B		G6-4-3		G6-3			F8		4	1	1	1	0	0	2						
Tim Belcher, R OBP: 0.136, SLG: 0.182 Mike Davis, L OBP: 0.300, SLG: 0.373	SH1-3		G1-3		K					2	0	0	0	0	1	0						
Inning Stats	R: 7 E: 0 K: 0 S: 21	H: 6 LOB: 2 BB: 3 P: 40	R: 0 E: 0 K: 0 S: 4	H: 0 LOB: 0 BB: 1 P: 8	R: 0 E: 0 K: 2 S: 9	H: 0 LOB: 0 BB: 0 P: 12	R: 0 E: 0 K: 1 S: 11	H: 0 LOB: 0 BB: 0 P: 17	R: 0 E: 0 K: 1 S: 6	H: 0 LOB: 0 BB: 0 P: 10	R: 0 E: 0 K: 1 S: 8	H: 1 LOB: 1 BB: 0 P: 11	R: 0 E: 0 K: 0 S: 5	H: 1 LOB: 1 BB: 0 P: 10	1B: 6 2B: 3 3B: 0 HR: 0	SF: 0 SAC: 1 DP: 2 HBP: 0		WP: 1 PB: 0 SB: 0 CS: 0	PA: 35			
PITCHER	IP	WLS	BF	H	R	ER	SO	BB	IBB	HBP	BLK	WP	HR	S	P	ERA		WHIP				
Don Carman, L ERA: 5.15	0.1	L	8	5	7	7	0	2	0	0	0	0	0	14	28	189.00		21.000				
Mike Maddux, R ERA: 4.08	3.2		13	1	0	0	2	3	0	0	1	1	0	27	46	0.00		1.091				
Randy O'Neal, R ERA: 5.4	3.0		10	1	0	0	3	0	0	0	0	0	0	25	38	0.00		0.333				
Jeff Parrett, R ERA: 2.04	1.0		4	1	0	0	0	0	0	0	0	0	0	5	10	0.00		1.000				

Batter	1	2	3	4	5	6	7	8	9	AB	R	H	RBI	BB	SO	LOB	TOP				
Bob Dernier, R (1, 7) OBP: 0.273, SLG: 0.284	L7		P3			G3-6-3 1B		P3		4	0	1	0	0	0	1	Philadelphia Phillies @ San Francisco Giants Candlestick Park, San Francisco, CA Fri May 26 1989, 10:05 PM EDT Att: 12,787 - Unknown				
Tom Herr, S (1, 4) OBP: 0.372, SLG: 0.392	K			1B SF9		G3-6-3 1-2		K	4	1	1	0	0	2	1						
Von Hayes, L (1, 9) OBP: 0.443, SLG: 0.528	L9			G1-3 1B		K		4-3	4	0	1	0	0	1	0						
Mike Schmidt, R (1, 5)		K		G1-3 1-2		G5-3		BB BB	3	0	0	0	1	1	2						
Juan Samuel, R (1, 8) OBP: 0.280, SLG: 0.372	K			SF9		CS BB		FC6-4 BB	1	0	0	1	2	1	0						
Ricky Jordan, R (1, 3) OBP: 0.270, SLG: 0.283	K			L3		E6 1-2		FC6-4 1-2	4	0	0	0	0	1	4						
Darren Daulton, L (1, 2) OBP: 0.274, SLG: 0.412			K			K			3	0	0	0	0	2	1						
Steve Jeltz, S (1, 6) OBP: 0.405, SLG: 0.393			SH3-4 BB			CS BB		6-3	1	0	0	0	2	0	0						
Bob Sebra, R (1, 1) Mark Ryal, L (5, PH) Don Carmann, L (5, 1) Jeff Parrett, R (7, 1) Curt Ford, L (8, PH) Greg Harris, S (8, 1)			SH3-4			K 1-2		K	0	0	0	0	0	0	0						
Inning Stats	R: 0 E: 0 K: 1 S: 10	H: 0 LOB: 0 BB: 0 P: 17	R: 0 E: 0 K: 3 S: 9	H: 0 LOB: 0 BB: 0 P: 13	R: 0 E: 0 K: 1 S: 11	H: 0 LOB: 1 BB: 1 P: 17	R: 1 E: 0 K: 0 S: 13	H: 2 LOB: 0 BB: 0 P: 17	R: 0 E: 0 K: 1 S: 7	H: 1 LOB: 0 BB: 0 P: 9	R: 0 E: 1 K: 1 S: 9	H: 0 LOB: 1 BB: 1 P: 17	R: 0 E: 0 K: 1 S: 6	H: 0 LOB: 0 BB: 0 P: 10	R: 0 E: 0 K: 1 S: 10	H: 0 LOB: 2 BB: 2 P: 24	1B: 3 2B: 0 3B: 0 HR: 0	SF: 1 SAC: 1 DP: 1 HBP: 0	WP: 0 PB: 0 SB: 0 CS: 2	PA: 33	
PITCHER	IP	WLS	BF	H	R	ER	SO	BB	IBB	HBP	BLK	WP	HR	S	P	ERA	WHIP				
Scott Garretts, R (1, 1) ERA: 2.55	7.0	W	25	3	1	1	8	3	0	0	0	0	0	68	105	1.29	0.857				
Jeff Brantley, R (8, 1) ERA: 3.14	1.0		3	0	0	0	1	0	0	0	0	0	0	6	10	0.00	0.000				
Michael LaCoss, R (9, 1) ERA: 2.23	1.0		5	0	0	0	1	2	0	0	0	0	0	10	24	0.00	2.000				

Batter	1	2	3	4	5	6	7	8	9	AB	R	H	RBI	BB	SO	LOB	BOTTOM				
Brett Butler, L (1, 8) OBP: 0.398, SLG: 0.381	F7			S HBP		P3				2	0	0	0	0	0	2	Philadelphia Phillies @ San Francisco Giants Candlestick Park, San Francisco, CA Fri May 26 1989, 10:05 PM EDT Att: 12,787 - Unknown				
Donell Nixon, R (6, PH) OBP: 0.271, SLG: 0.263		G3								1	0	0	0	0	0						
Robby Thompson, R (1, 4) OBP: 0.328, SLG: 0.429	P3			HR						3	2	2	1	1	0						
Ken Oberkfell, L (8, 4) OBP: 0.153, SLG: 0.148				BB						0	0	0	0	0	0						
Will Clark, L (1, 3) OBP: 0.444, SLG: 0.618	4-3			HR		P6				4	1	2	1	0	2						
Kevin Mitchell, R (1, 7) OBP: 0.378, SLG: 0.676		1B 3B		5-3		P4				4	1	1	0	0	4						
Ernest Riles, L (1, 5) OBP: 0.364, SLG: 0.442		1B HBP		HR		G4-3				3	2	1	2	0	1						
Tracy Jones, R (1, 9) OBP: 0.140, SLG: 0.125		K		K		5-3				4	0	0	0	0	3						
Terry Kennedy, L (1, 2) OBP: 0.306, SLG: 0.382		1B 1-2		1B		P2				4	0	2	1	0	0						
Jose Uribe, S (1, 6) OBP: 0.268, SLG: 0.278		1-2 3-H								3	0	1	1	0	2						
Greg Litton, R (8, PH) OBP: 0.400, SLG: 0.250		1-2 2-H		K		K				1	0	0	0	0	0						
Scott Garretts, R (1, 1) OBP: 0.174, SLG: 0.227		K								3	0	0	0	0	2						
Jeff Brantley, R (8, 1) Candy Maldonado, R (8, PH) Michael LaCoss, R (9, 1)		K				K				0	0	0	0	0	0						
Inning Stats	R: 0 E: 0 K: 0 S: 6	H: 0 LOB: 0 BB: 0 P: 12	R: 2 E: 0 K: 2 S: 14	H: 3 LOB: 2 BB: 0 P: 22	R: 3 E: 0 K: 2 S: 17	H: 4 LOB: 1 BB: 0 P: 26	R: 0 E: 0 K: 1 S: 8	H: 0 LOB: 2 BB: 1 P: 15	R: 0 E: 0 K: 0 S: 4	H: 0 LOB: 0 BB: 0 P: 7	R: 0 E: 0 K: 1 S: 11	H: 0 LOB: 0 BB: 0 P: 18	R: 1 E: 0 K: 0 S: 9	H: 2 LOB: 1 BB: 0 P: 14	R: 0 E: 0 K: 0 S: 7	H: 0 LOB: 0 BB: 0 P: 14	1B: 4 2B: 2 3B: 1 HR: 2	SF: 0 SAC: 0 DP: 0 HBP: 2	WP: 0 PB: 0 SB: 1 CS: 0	PA: 36	
PITCHER	IP	WLS	BF	H	R	ER	SO	BB	IBB	HBP	BLK	WP	HR	S	P	ERA	WHIP				
Bob Sebra, R (1, 1) ERA: 4.5	4.0	L	22	7	5	5	5	1	0	0	0	0	0	21	34	4.50	1.000				
Don Carman, L (5, 1) ERA: 5.13	2.0		8	2	1	1	1	0	0	0	0	0	0	3	5	0.00	0.000				
Jeff Parrett, R (7, 1) ERA: 1.93	1.0		3	0	0	0	0	0	0	0	0	0	0	7	14	0.00	0.000				
Greg Harris, R (8, 1) ERA: 3.73	1.0		3	0	0	0	0	0	0	0	0	0	0	7	14	0.00	0.000				

AB 26
R 1
H 3
RBI 1
BB 5
SO 10
LOB 10



AB 33
R 6
H 9
RBI 6
BB 1
SO 6
LOB 15



Batter	1	2	3	4	5	6	7	8	9	AB	R	H	RBI	BB	SO	LOB	TOP																			
Dickie Thon, R OBP: 0.307, SLG: 0.306 (1, 6)	F8		F8			F7		HR		4	1	1	1	0	0	1	Philadelphia Phillies @ San Diego Padres Jack Murphy Stadium, San Diego, CA Tue May 30 1989, 10:05 PM EDT Att: 11,770 - Unknown - 65 F																			
Tom Herr, S OBP: 0.354, SLG: 0.374 (1, 4)	G3			F9		F9		G3		4	0	0	0	0	0	1																				
Von Hayes, L OBP: 0.449, SLG: 0.543 (1, 9)	1B			K			HR		K	4	1	2	1	0	2	0																				
Juan Samuel, R OBP: 0.268, SLG: 0.348 (1, 8)	G5-3			F8			F9		G6-3	4	0	0	0	0	0	1																				
Curt Ford, L OBP: 0.273, SLG: 0.308 (1, 7)		G6-4-3 1B			CS 1B		G1-3		HR	4	1	3	1	0	0	0																				
Ricky Jordan, R OBP: 0.273, SLG: 0.286 (1, 3)	G6-4-3				L7		1B		F9	4	0	1	0	0	0	2																				
Chris James, R OBP: 0.229, SLG: 0.275 (1, 5)	G6-3				F9		G3-1			3	0	0	0	0	0	2																				
Darren Daulton, L OBP: 0.275, SLG: 0.398 (1, 2)			G3		CS	F9		G3		3	0	0	0	0	0	0																				
Don Carman, L Mike Maddux, L Mark Ryal, L Randy O'Neal, R Dwayne Murphy, L Alex Madrid, R (1, 1) (5, 1) (6, PH) (6, 1) (8, PH) (8, 1)			K					F7		1	0	0	0	0	1	0																				
Inning Stats	R: 0 E: 0 K: 0 S: 7	H: 1 LOB: 1 BB: 0 P: 10	R: 0 E: 0 K: 0 S: 7	H: 1 LOB: 0 BB: 0 P: 8	R: 0 E: 0 K: 1 S: 11	H: 0 LOB: 0 BB: 0 P: 13	R: 0 E: 0 K: 1 S: 9	H: 0 LOB: 0 BB: 0 P: 14	R: 0 E: 0 K: 0 S: 7	H: 1 LOB: 0 BB: 0 P: 10	R: 0 E: 0 K: 0 S: 6	H: 1 LOB: 1 BB: 0 P: 0	R: 1 E: 0 K: 0 S: 12	H: 2 LOB: 1 BB: 0 P: 18	R: 1 E: 0 K: 0 S: 9	H: 1 LOB: 0 BB: 0 P: 13	R: 1 E: 0 K: 1 S: 10	H: 1 LOB: 0 BB: 0 P: 15	1B: 5 2B: 0 3B: 0 HR: 3	SF: 0 SAC: 0 DP: 1 HBP: 0	WP: 0 PB: 0 SB: 0 CS: 1	PA: 34														
PITCHER	IP	WLS	BF	H	R	ER	SO	BB	IBB	HBP	BLK	WP	HR	S	P	ERA	WHIP	PITCHER		IP	WLS	BF	H	R	ER	SO	BB	IBB	HBP	BLK	WP	HR	S	P	ERA	WHIP
Ed Whitson, R ERA: 2.27 (1, 1)	8.0	W	29	7	2	2	2	0	0	0	0	0	2	68	96	2.25	0.875																			
Greg Harris, R ERA: 1.52 (9, 1)	1.0		4	1	1	1	1	0	0	0	0	0	1	10	15	9.00	1.000																			

AB	33
R	3
H	8
RBI	3
BB	0
SO	3
LOB	7



Batter	1	2	3	4	5	6	7	8	9	AB	R	H	RBI	BB	SO	LOB	BOTTOM																			
Bip Roberts, S OBP: 0.442, SLG: 0.543 (1, 9)	SH BLK 1B				G6-3 2B	1B		1B		3	4	3	1	2	0	0	Philadelphia Phillies @ San Diego Padres Jack Murphy Stadium, San Diego, CA Tue May 30 1989, 10:05 PM EDT Att: 11,770 - Unknown - 65 F																			
Roberto Alomar, S OBP: 0.322, SLG: 0.318 (1, 4)	BLK SH FC5-2 1B		F8		G6-3	2B		1B		5	1	3	1	0	0	3																				
Tony Gwynn, L OBP: 0.374, SLG: 0.438 Marvell Wynne, L OBP: 0.282, SLG: 0.427 (1, 8) (6, PR) (7, 8)	SH FC5-2 BLK		F8		2B	BB		1B		2	1	1	1	1	0	2																				
Jack Clark, R OBP: 0.399, SLG: 0.362 Rob Nelson, L OBP: 0.327, SLG: 0.273 (1, 3) (8, 3)	K			K	2B			1B		4	1	1	2	0	3	3																				
Carmelo Martinez, R OBP: 0.298, SLG: 0.356 (1, 7)	FC5-2 IBB			K	2B			FC5-2 BB		0	0	0	0	1	0	0																				
Benito Santiago, R OBP: 0.255, SLG: 0.333 (1, 2)	FC5-2			K	1B	2B		FC5-2 BB		4	1	1	1	1	2	4																				
Luis Salazar, R OBP: 0.276, SLG: 0.346 (1, 5)	F8				G5-3	G1-3		1B		5	0	1	1	0	1	5																				
Garry Templeton, S OBP: 0.261, SLG: 0.323 (1, 6)		P3			G4-3			G4-3		4	0	0	0	0	0	1																				
Ed Whitson, R OBP: 0.194, SLG: 0.200 Greg Harris, R (1, 1) (9, 1)		1B			G5-3			3B 1B		4	1	2	0	0	1	1																				
Inning Stats	R: 1 E: 1 K: 1 S: 13	H: 2 LOB: 3 BB: 1 P: 27	R: 0 E: 0 K: 0 S: 9	H: 2 LOB: 2 BB: 0 P: 15	R: 0 E: 0 K: 3 S: 10	H: 0 LOB: 0 BB: 0 P: 15	R: 0 E: 0 K: 0 S: 7	H: 0 LOB: 0 BB: 0 P: 12	R: 4 E: 0 K: 2 S: 14	H: 3 LOB: 1 BB: 2 P: 31	R: 3 E: 0 K: 2 S: 14	H: 4 LOB: 1 BB: 0 P: 24	R: 0 E: 0 K: 1 S: 9	H: 1 LOB: 1 BB: 0 P: 14	R: 1 E: 0 K: 0 S: 9	H: 2 LOB: 2 BB: 2 P: 19	1B: 9 2B: 4 3B: 1 HR: 0	SF: 0 SAC: 1 DP: 1 HBP: 0	WP: 0 PB: 0 SB: 0 CS: 0	PA: 42																
PITCHER	IP	WLS	BF	H	R	ER	SO	BB	IBB	HBP	BLK	WP	HR	S	P	ERA	WHIP	PITCHER		IP	WLS	BF	H	R	ER	SO	BB	IBB	HBP	BLK	WP	HR	S	P	ERA	WHIP
Don Carman, L ERA: 5.48 (1, 1)	4.1	L	24	7	5	5	4	2	1	0	1	0	0	50	94	10.38	2.077																			
Mike Maddux, R ERA: 4.2 (5, 1)	0.2		1	0	0	0	0	0	0	0	0	0	0	3	6	0.00	0.000																			
Randy O'Neal, R ERA: 6.75 (6, 1)	2.0		11	5	3	3	3	0	0	0	0	0	0	23	38	13.50	2.500																			
Alex Madrid, R ERA: 5.47 (8, 1)	1.0		6	2	1	1	0	2	0	0	0	0	0	9	19	9.00	4.000																			



Batter	1	2	3	4	5	6	7	8	9	AB	R	H	RBI	BB	SO	LOB	TOP										
Bob Demier, R OBP: 0.250, SLG: 0.258 Curt Ford, L OBP: 0.268, SLG: 0.302	2-1 G5-3		2-0 F7		0-2 G3			1-0 F9		3	0	0	0	0	0	0	Philadelphia Phillies @ San Diego Padres Jack Murphy Stadium, San Diego, CA Wed May 31 1989, 10:05 PM EDT Att: 15,768 - Unknown livebaseballscorecards.com										
Dickie Thon, R OBP: 0.305, SLG: 0.328	1-1 HR		3-2 F8		2-0 F8			1-3 K		4	1	1	1	0	1	0											
Tom Herr, S OBP: 0.352, SLG: 0.371	1-2 P4			1-0 G6-3				1-2 K		4	0	1	0	0	1	0											
Juan Samuel, R OBP: 0.268, SLG: 0.340	4-1 BB			0-1 F9				0-0 F9		3	0	0	0	1	1	1											
Ricky Jordan, R OBP: 0.275, SLG: 0.281 Mark Ryal, L OBP: 0.296, SLG: 0.346 Steve Jettiz, S OBP: 0.395, SLG: 0.381	2-3 K		4-0 BB		0-0 F7			3-2 F8		2	0	0	0	1	1	1											
Von Hayes, L OBP: 0.450, SLG: 0.542		1-2 F7		2-1 BB				1-2 G4-3		4	0	2	0	0	0	0											
Chris James, R OBP: 0.229, SLG: 0.270		2-0 G4-3		4-1 BB				0-0 F9		3	0	0	0	1	0	1											
Steve Lake, R OBP: 0.338, SLG: 0.344		2-3 K		3-2 P3				4-2 BB		3	0	0	0	1	2	4											
Bob Sebra, R Jeff Parrett, R			1-2 G4-3		1-2 G1-3			1-0 P3		3	0	0	0	0	0	1											
Inning Stats	R: 1 E: 0 K: 1 S: 12	H: 1 LOB: 1 BB: 1 P: 22	R: 0 E: 0 K: 1 S: 7	H: 0 LOB: 0 BB: 0 P: 12	R: 0 E: 0 K: 0 S: 8	H: 0 LOB: 0 BB: 0 P: 14	R: 0 E: 0 K: 0 S: 12	H: 1 LOB: 3 BB: 2 P: 26	R: 0 E: 0 K: 2 S: 11	H: 0 LOB: 0 BB: 0 P: 10	R: 0 E: 0 K: 0 S: 7	H: 0 LOB: 1 BB: 1 P: 13	R: 0 E: 0 K: 1 S: 9	H: 1 LOB: 1 BB: 0 P: 12	R: 0 E: 1 K: 1 S: 12	H: 1 LOB: 1 BB: 0 P: 20		1B: 3 2B: 0 3B: 0 HR: 1	SF: 0 SAC: 0 DP: 0 HBP: 0	WP: 0 PB: 0 SB: 0 CS: 0	PA: 35						
PITCHER	IP	WLS	BF	H	R	ER	SO	BB	IBB	HBP	BLK	WP	HR	S	P	ERA	WHIP										
Dennis Rasmussen, L ERA: 4.87 Greg Harris, R ERA: 1.46 Mark Davis, L ERA: 2.1	7.0		27	2	1	1	4	4	0	0	0	0	1	64	112	1.29	0.857										

Batter	1	2	3	4	5	6	7	8	9	AB	R	H	RBI	BB	SO	LOB	BOTTOM										
Bip Roberts, S OBP: 0.426, SLG: 0.513 Greg Harris, R Mark Davis, L	1-1 G4-3 SF7 1B		2-2 G3		0-0 G4-3			3-1 P5		4	1	1	0	0	0	2	Philadelphia Phillies @ San Diego Padres Jack Murphy Stadium, San Diego, CA Wed May 31 1989, 10:05 PM EDT Att: 15,768 - Unknown livebaseballscorecards.com										
Roberto Alomar, S OBP: 0.320, SLG: 0.313	2-2 G4-3		2-2 P6		2-0 G6-3			4-1 2B		3	1	0	0	1	0	1											
Tony Gwynn, L OBP: 0.372, SLG: 0.436	1-2 SF7		2-1 FC6-4 1B		2-1 G4-3			0-2 F7		3	0	1	1	0	0	1											
Jack Clark, R OBP: 0.396, SLG: 0.359	2-2 3-H 1B		3-0 FC6-4 1-2		3-3 K			0-1 P3		4	0	1	0	0	1	2											
Marvell Wynne, L OBP: 0.300, SLG: 0.449	0-1 L3			0-1 SH1-3 2B				3-1 F8		4	0	2	1	0	0	1											
Benito Santiago, R OBP: 0.282, SLG: 0.346		1-1 FC1-6 1B		0-0 SH1-3				0-0 SH1-3 2B		3	0	2	0	0	1	1											
Tim Flannery, L OBP: 0.347, SLG: 0.317 Luis Salazar, R OBP: 0.276, SLG: 0.346		1-2 FC1-6 G3 1-2		0-0 L5				0-1 SH1-3		2	0	0	0	0	0	2											
Garry Templeton, S OBP: 0.256, SLG: 0.316		0-0 G3		2-3 K				1-3 K		3	0	0	0	0	2	3											
Dennis Rasmussen, L John Kruk, L		2-2 G3		2-2 G3				4-0 G6-3		2	0	0	0	0	0	1											
Inning Stats	R: 1 E: 0 K: 0 S: 14	H: 2 LOB: 1 BB: 0 P: 19	R: 0 E: 0 K: 0 S: 11	H: 1 LOB: 0 BB: 0 P: 15	R: 0 E: 0 K: 1 S: 9	H: 1 LOB: 1 BB: 0 P: 18	R: 0 E: 0 K: 1 S: 8	H: 1 LOB: 0 BB: 0 P: 10	R: 0 E: 0 K: 1 S: 7	H: 0 LOB: 0 BB: 0 P: 13	R: 0 E: 0 K: 1 S: 8	H: 1 LOB: 2 BB: 1 P: 16	R: 1 E: 0 K: 1 S: 11	H: 1 LOB: 1 BB: 1 P: 19	1B: 4 2B: 3 3B: 0 HR: 0	SF: 1 SAC: 2 DP: 0 HBP: 0		WP: 0 PB: 0 SB: 1 CS: 0	PA: 33								
PITCHER	IP	WLS	BF	H	R	ER	SO	BB	IBB	HBP	BLK	WP	HR	S	P	ERA	WHIP										
Bob Sebra, R Jeff Parrett, R	7.0		28	6	1	1	3	1	0	0	0	0	0	11	19	9.00	2.000										

Batter	1	2	3	4	5	6	7	8	9	10	11	12	13	AB R H RBI BB SO LOB	TOP								
Dave Martinez, L OBP: 0.308, SLG: 0.336 (1, 8)	F7		K					K		F6			4-3	6 0 1 0 0 2 3	Montreal Expos @ Philadelphia Phillies Veterans Stadium, Philadelphia, PA Fri Jun 02 1989, 7:05 PM EDT Att. 20,560 - Unknown - 85 F livebaseballscores.com								
Tom Foley, L OBP: 0.310, SLG: 0.340 (1, 4)			L7					F8			P2			4 0 0 0 2 0 2									
Andres Galarraga, R OBP: 0.311, SLG: 0.354 (1, 3)	K		K					K						5 0 2 1 1 3 2									
Tim Raines, S OBP: 0.412, SLG: 0.489 Brett Gideon, R (13, 1)	L8													6 0 1 0 0 1 5									
Joe Hesketh, R OBP: 1.000, SLG: 1.000 (13, 1)														0 0 0 0 0 0 0									
Hubie Brooks, R OBP: 0.293, SLG: 0.373 Tim Burke, R (9, 1)														4 1 1 0 0 0 2									
Wallace Johnson, S OBP: 0.318, SLG: 0.385 Steve Frey, R (12, 1)														0 0 0 0 0 0 0									
Olis Nixon, S OBP: 0.317, SLG: 0.280 Tim Wallach, R OBP: 0.311, SLG: 0.400 (1, 5)														0 0 0 0 0 0 0									
Mike Fitzgerald, R OBP: 0.327, SLG: 0.297 (1, 2)														4 0 1 1 1 1 0									
Spike Owen, S OBP: 0.368, SLG: 0.359 Rex Hudler, R OBP: 0.333, SLG: 0.423 (13, PR)														5 0 0 0 0 2 3									
Mark Langston, R OBP: 0.286, SLG: 0.286 Mike Aldrete, L OBP: 0.308, SLG: 0.200 (13, 7)														2 0 0 0 3 0 1									
Inning Stats	R: 0 E: 0 K: 1 S: 12	H: 0 LOB: 1 BB: 1 P: 21	R: 1 E: 0 K: 2 S: 12	H: 2 LOB: 1 BB: 0 P: 19	R: 0 E: 0 K: 2 S: 11	H: 1 LOB: 1 BB: 1 P: 17	R: 0 E: 0 K: 0 S: 8	H: 1 LOB: 1 BB: 1 P: 9	R: 0 E: 0 K: 0 S: 5	H: 0 LOB: 0 BB: 0 P: 8	R: 0 E: 0 K: 1 S: 5	H: 0 LOB: 0 BB: 0 P: 7	R: 0 E: 0 K: 0 S: 8	H: 1 LOB: 1 BB: 1 P: 15		R: 0 E: 0 K: 0 S: 7	H: 0 LOB: 0 BB: 0 P: 11	R: 1 E: 0 K: 1 S: 6	H: 1 LOB: 2 BB: 2 P: 14	1B: 5 2B: 2 3B: 0 HR: 0	SF: 0 SAC: 0 DP: 2 HBP: 0	WP: 1 PB: 0 SB: 0 CS: 2	PA: 49
PITCHER	IP WLS BF H R ER SO BB IBB HBP BLK WP HR S P ERA WHIP																						
Ken Howell, R ERA: 3.94	8.0	30	5	1	1	8	4	0	0	0	0	0	0	0	0	13	22	0.00	0.500				
Steve Bedrosian, R ERA: 2.36	2.0	7	0	0	0	1	1	0	0	0	0	0	0	0	0	11	17	0.00	0.500				
Jeff Parrett, R ERA: 2.26	2.0	6	1	0	0	0	0	0	0	0	0	0	0	0	11	17	0.00	0.500					
Greg Harris, R ERA: 3.57	1.0	L 6	1	1	1	1	2	0	0	0	1	0	6	14	9.00	3.000							

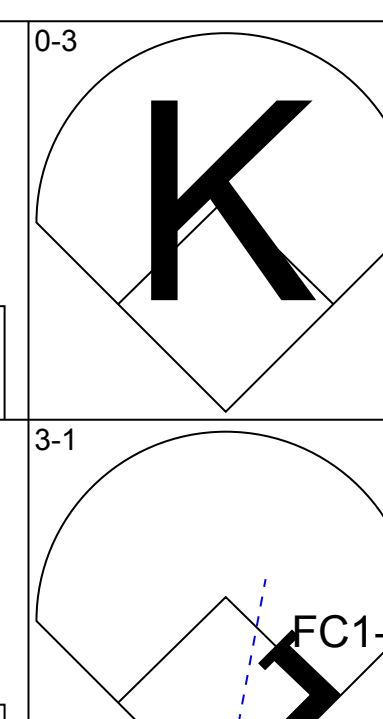
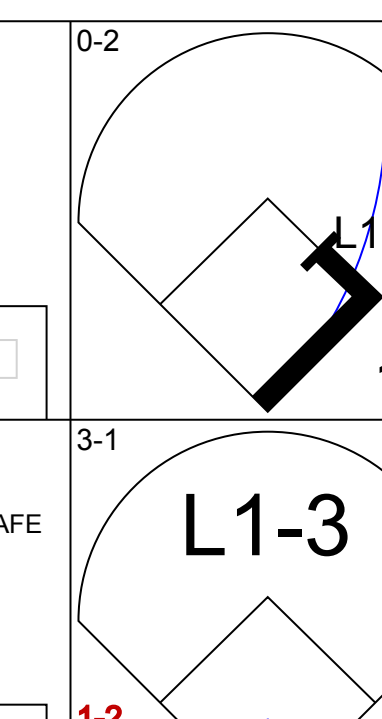
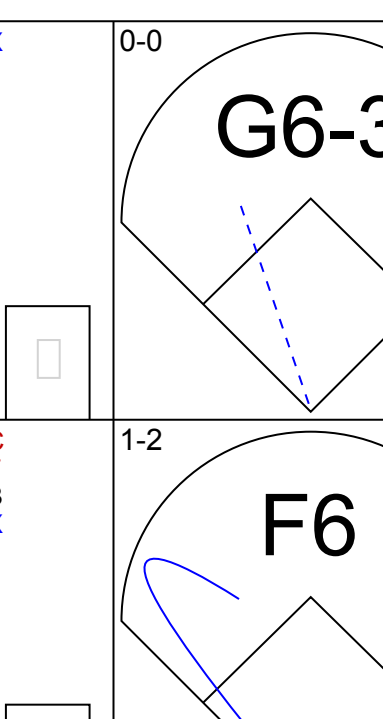
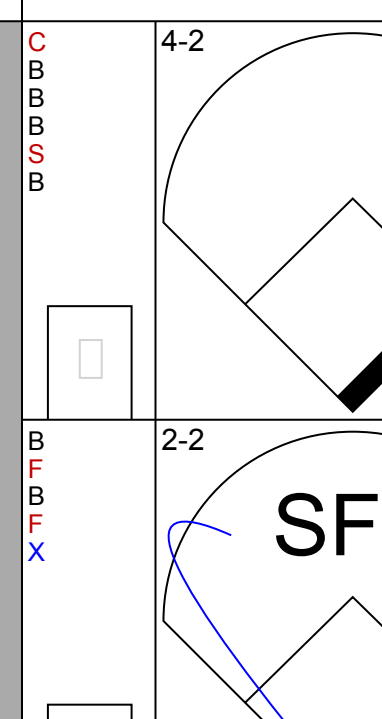
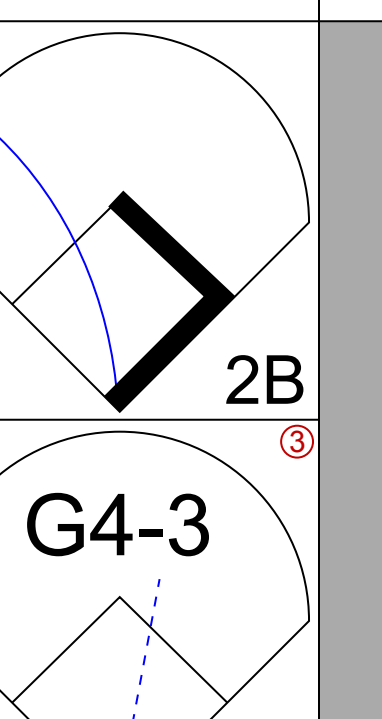
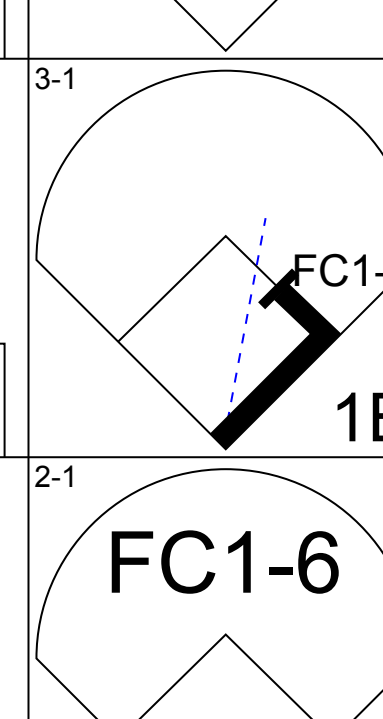
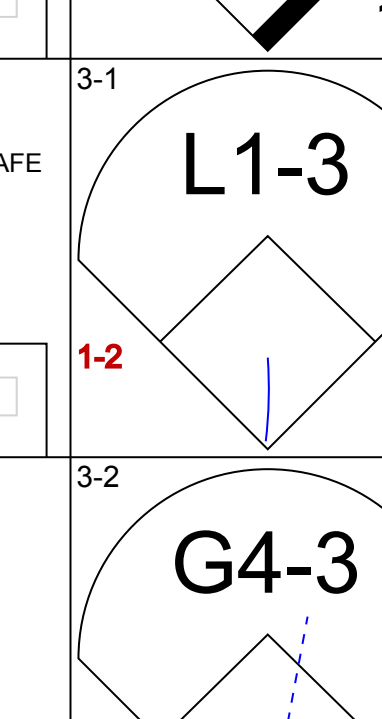
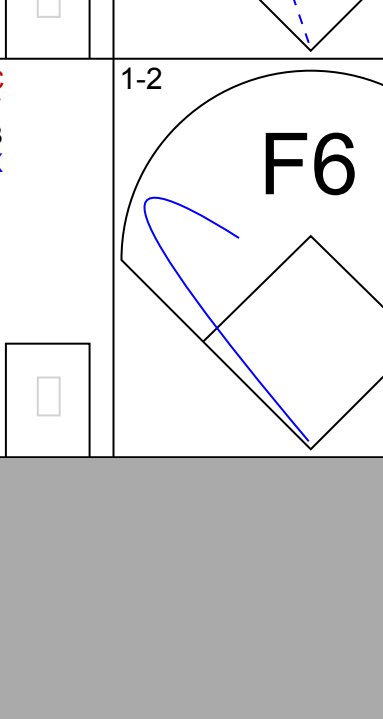
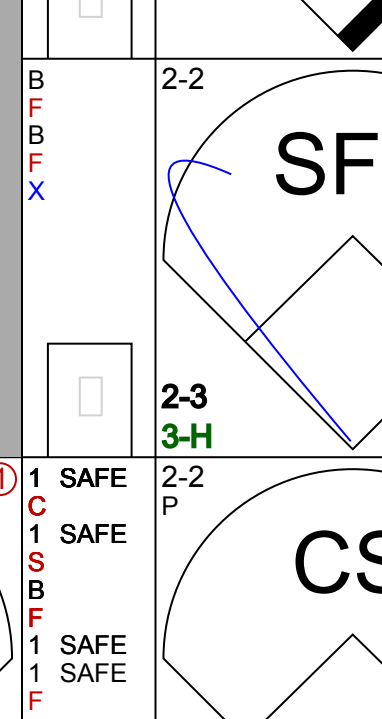
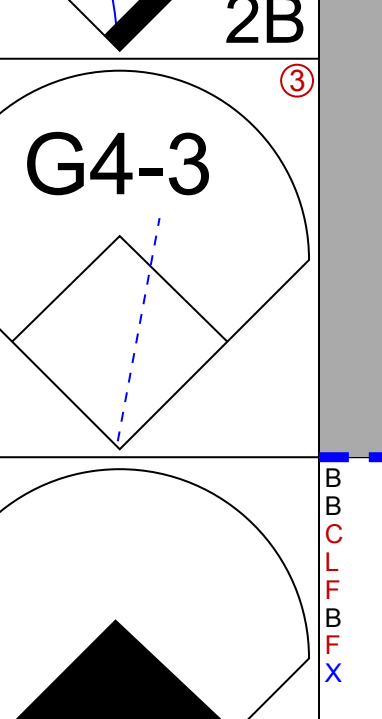
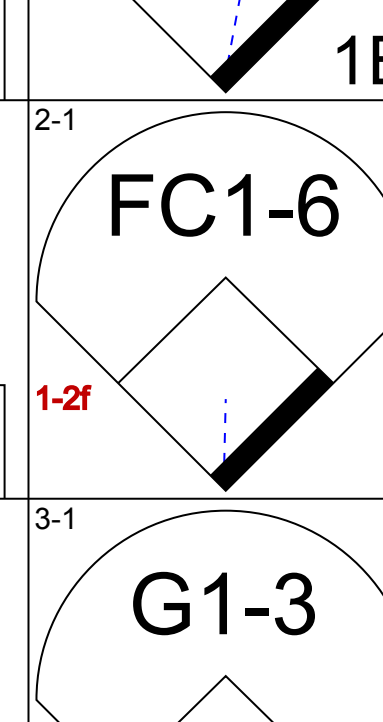
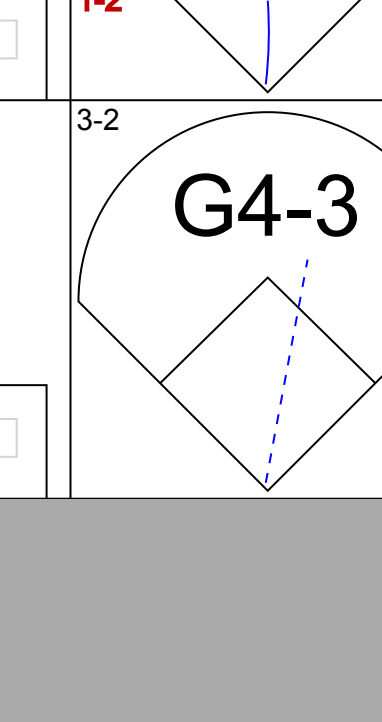
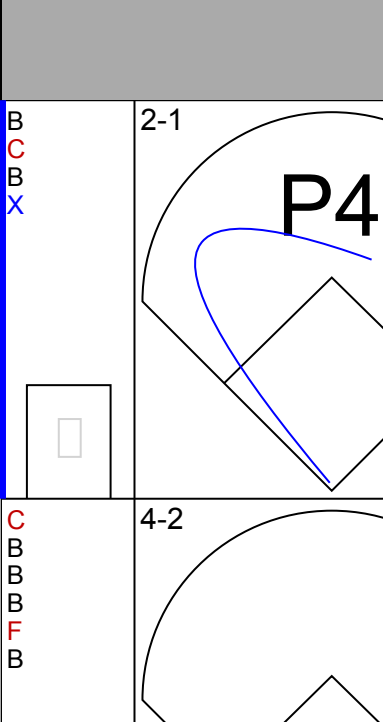
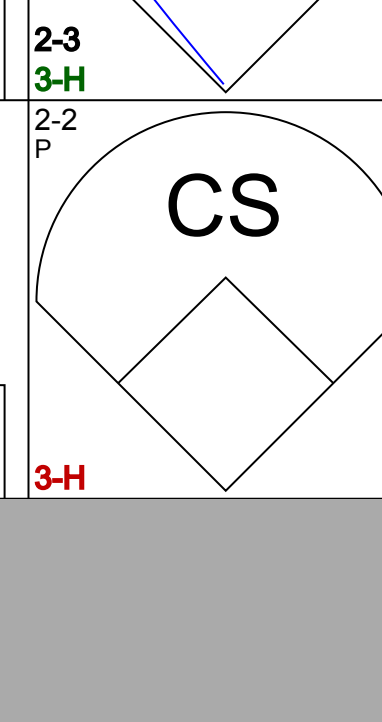
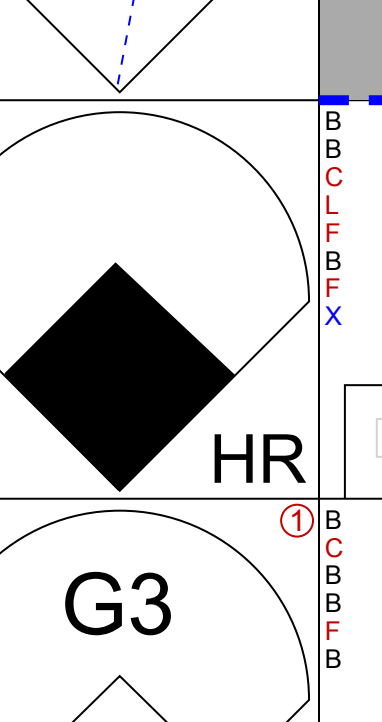
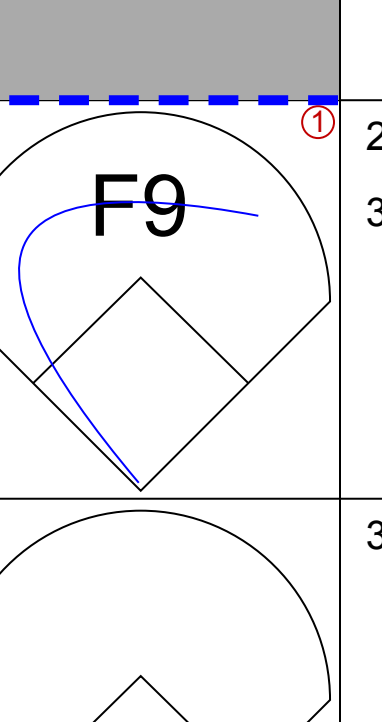
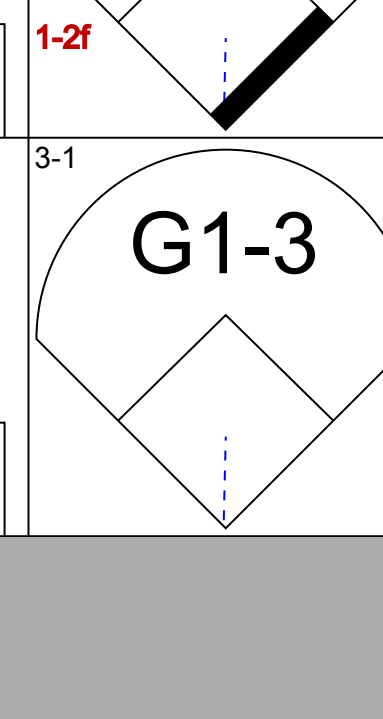
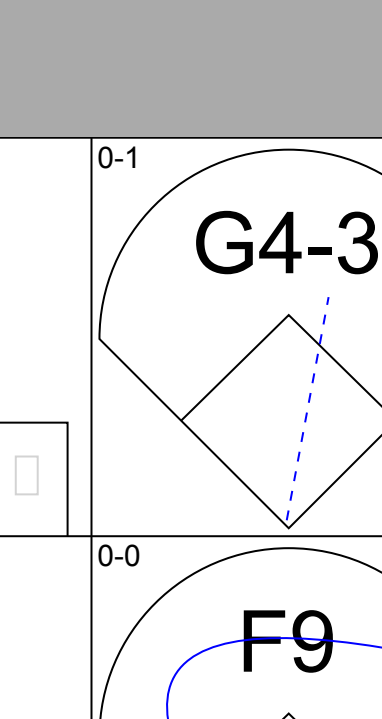
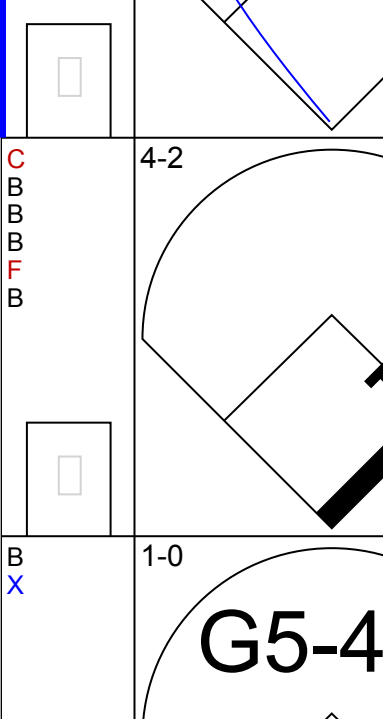
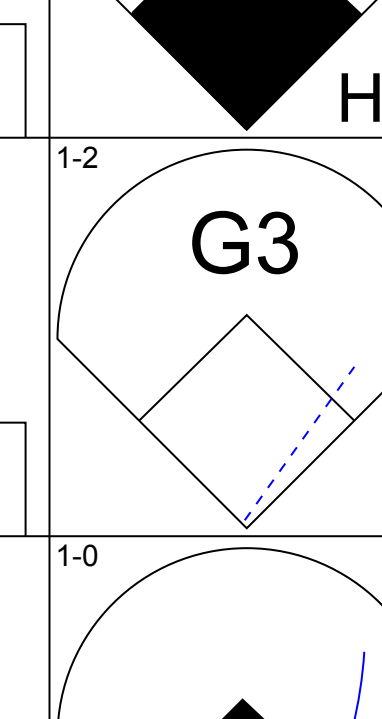
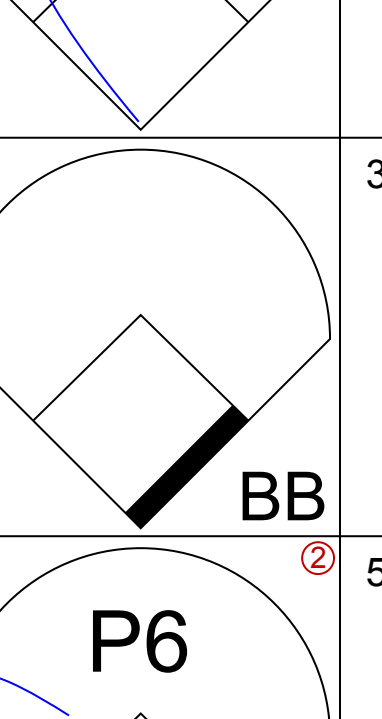
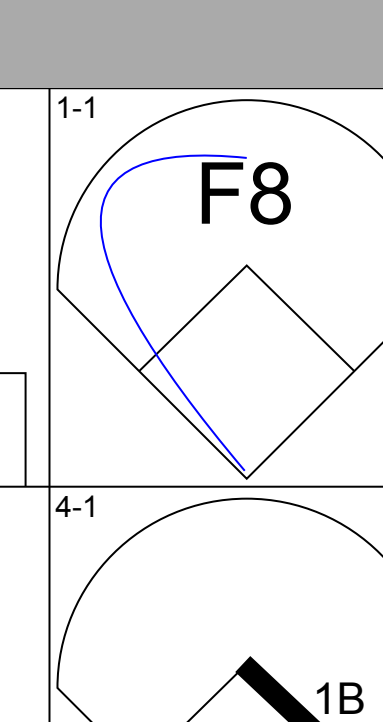
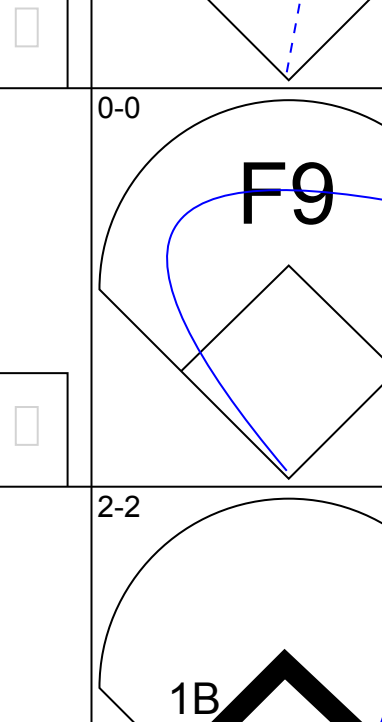
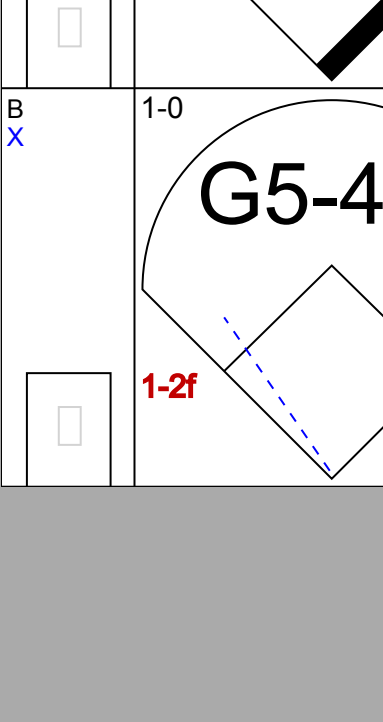
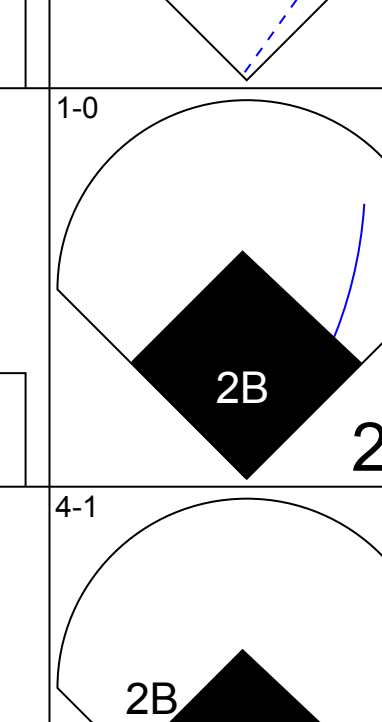
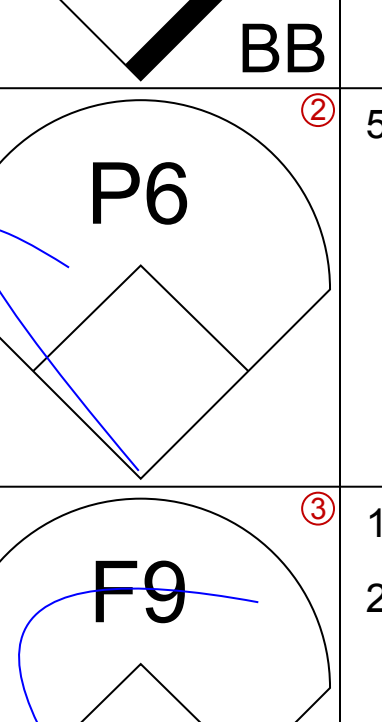
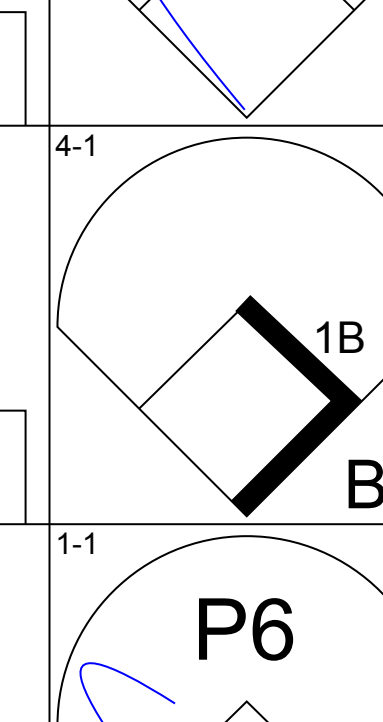
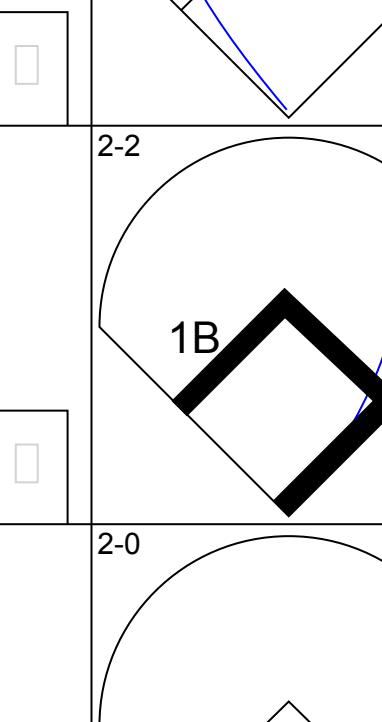
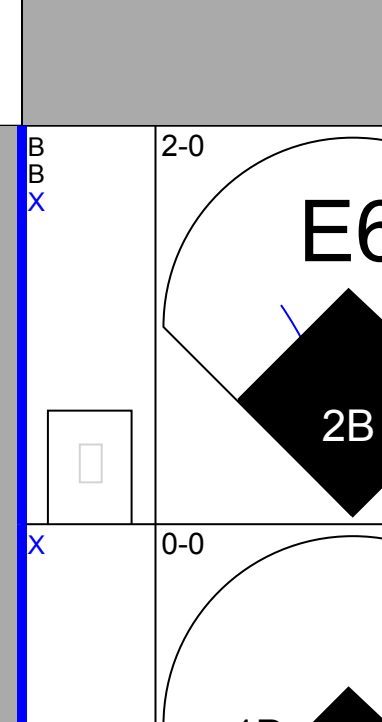
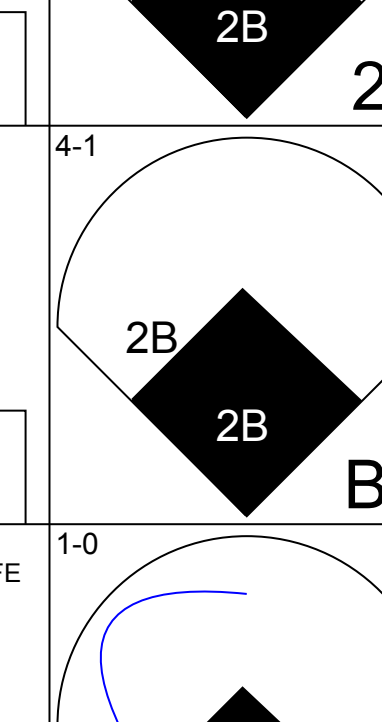
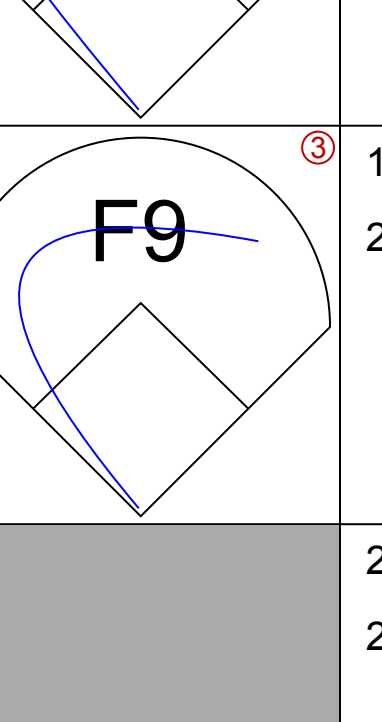
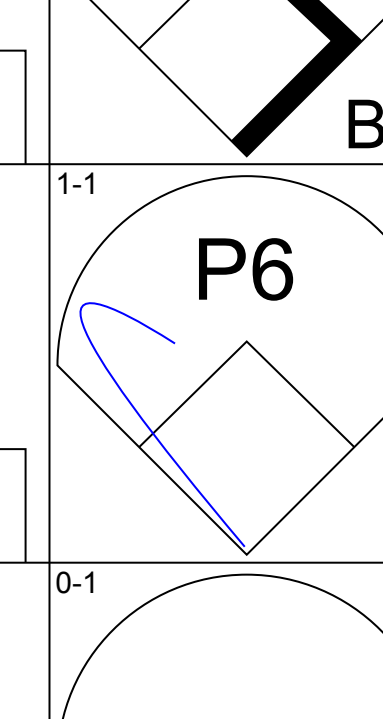
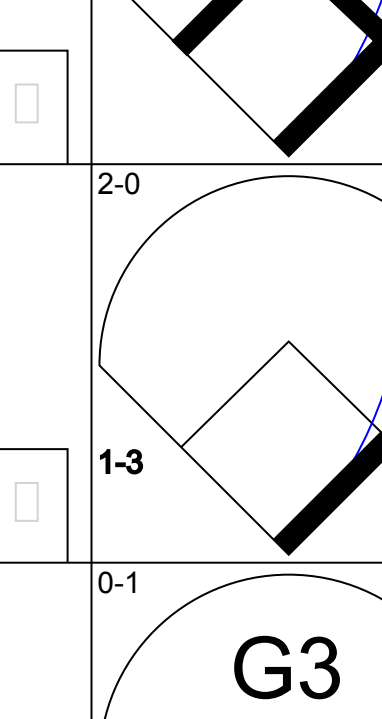
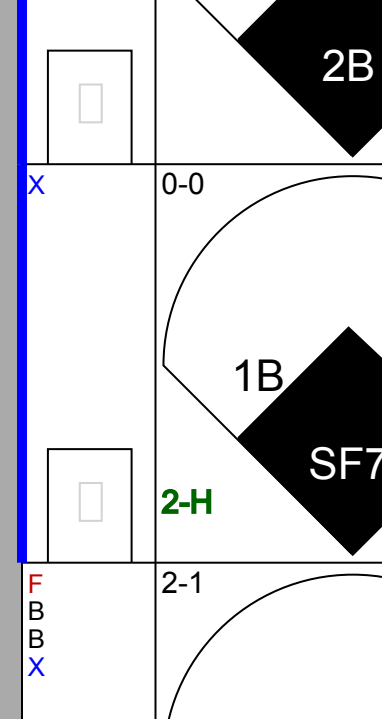
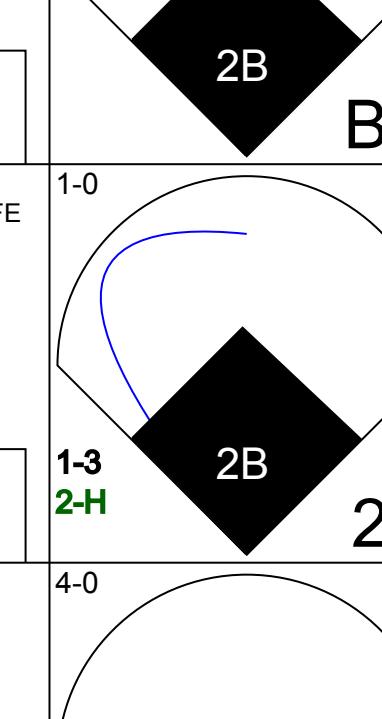
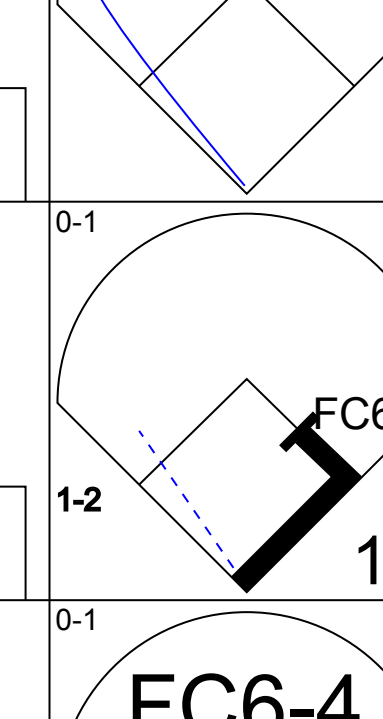
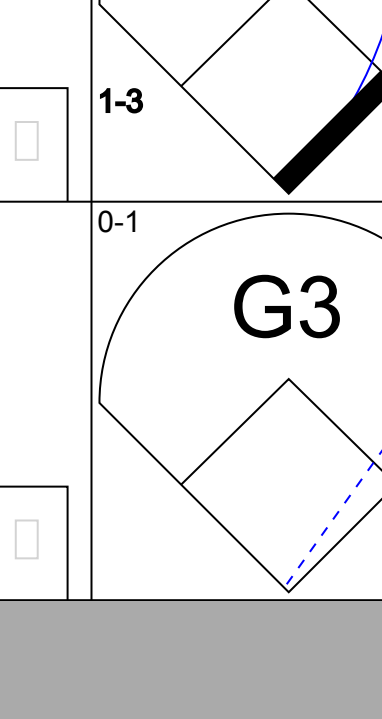
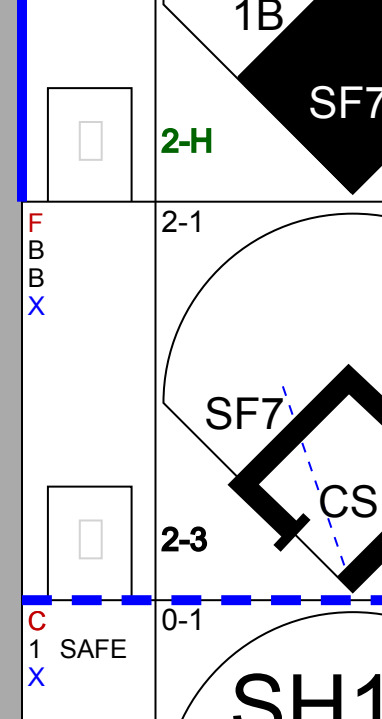
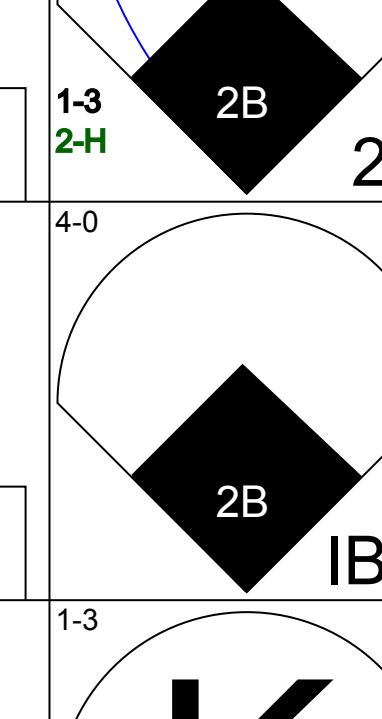

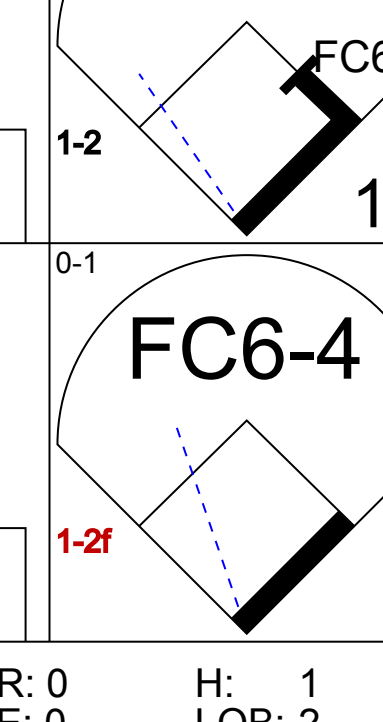
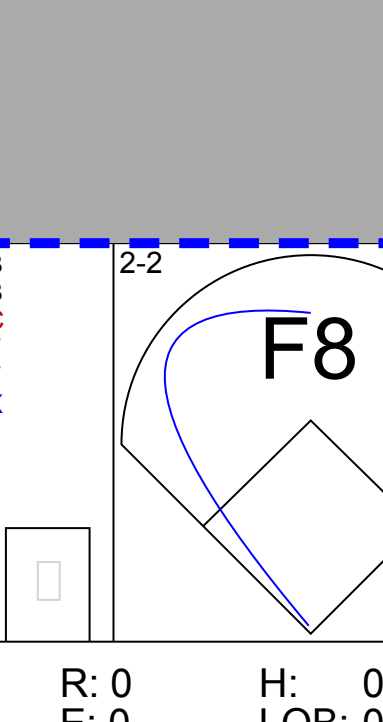

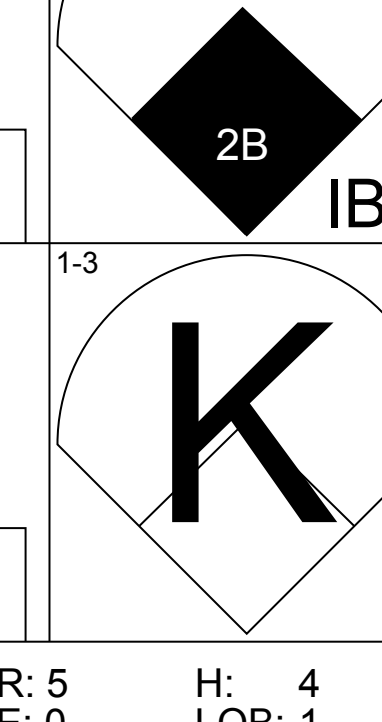
Batter	1	2	3	4	5	6	7	8	9	10	11	12	13	AB R H RBI BB SO LOB	BOTTOM												
Bob Demler, R OBP: 0.248, SLG: 0.247 Jeff Parrett, R (11, 1)	L7		6-3											4 0 0 0 1 0 0	Montreal Expos @ Philadelphia Phillies Veterans Stadium, Philadelphia, PA Fri Jun 02 1989, 7:05 PM EDT Att. 20,560 - Unknown - 85 F livebaseballscores.com												
Dwayne Murphy, L OBP: 0.302, SLG: 0.333 Greg Harris, S (13, 1)														0 0 0 0 0 0 0													
Dickie Thorn, R OBP: 0.291, SLG: 0.318 Steve Bedrosian, R (9, 1)	K													4 0 0 0 0 3 3													
Curt Ford, L OBP: 0.276, SLG: 0.290 (11, 7)														0 0 0 0 0 0 0													
Tom Herr, S OBP: 0.347, SLG: 0.364 (1, 4)														6 0 1 0 0 1 4													
Juan Samuel, R OBP: 0.264, SLG: 0.329 (1, 8)														5 0 0 0 1 2 6													
Ricky Jordan, R OBP: 0.284, SLG: 0.312 (1, 3)														6 1 3 1 0 0 3													
Von Hayes, L OBP: 0.447, SLG: 0.531 (1, 9)														5 0 1 0 1 1 5													
Chris James, R OBP: 0.223, SLG: 0.263 (1, 5)														5 0 0 0 0 0 4													
Steve Lake, R OBP: 0.338, SLG: 0.344 Darren Daulton, L OBP: 0.273, SLG: 0.394 (9, 2)														3 0 1 0 0 0 0													
Ken Howell, R OBP: 0.250, SLG: 0.222 Steve Jeltz, S OBP: 0.405, SLG: 0.375 (9, 6)														1 0 0 0 0 0 0													
Inning Stats	R: 0 E: 0 K: 1 S: 7	H: 1 LOB: 1 BB: 0 P: 10	R: 0 E: 0 K: 0 S: 9	H: 1 LOB: 0 BB: 0 P: 14	R: 0 E: 0 K: 1 S: 6	H: 0 LOB: 0 BB: 0 P: 8	R: 1 E: 0 K: 0 S: 7	H: 1 LOB: 0 BB: 0 P: 10	R: 0 E: 0 K: 2 S: 7	H: 0 LOB: 0 BB: 0 P: 9	R: 0 E: 1 K: 2 S: 16	H: 1 LOB: 2 BB: 0 P: 26	R: 0 E: 0 K: 3 S: 17	H: 1 LOB: 3 BB: 2 P: 31		R: 0 E: 0 K: 0 S: 7	H: 1 LOB: 1 BB: 0 P: 9	R: 0 E: 1 K: 0 S: 10	H: 0 LOB: 1 BB: 0 P: 11	R: 0 E: 1 K: 0 S: 12	H: 0 LOB: 2 BB: 2 P: 24	R: 0 E: 0 K: 0 S: 3	H: 0 LOB: 2 BB: 2 P: 11	1B: 5 2B: 0 3B: 0 HR: 1	SF: 0 SAC: 0 DP: 2 HBP: 0	WP: 0 PB: 0 SB: 0 CS: 0	PA: 51
PITCHER	IP WLS BF H R ER SO BB IBB HBP BLK WP HR S P ERA WHIP																										
Mark Langston, L ERA: 3.12	8.0	31	5	1	1	9	2	0	0	0	0	0	0	0	26	32	0.00	0.333									
Tim Burke, R ERA: 3.13	3.0	10	1	0	0	0	0	0	0	0	0	0	0	0	13	29	0.00	2.250									
Steve Frey, L ERA:	1.1	W 7	0	0	0	0	3	0	0	0	0	0	0	0	1	5	0.00	3.000									
Brett Gideon, R ERA:	0.1	S 2	0	0	0	0	1	0	0	0	0	0	0	0	1	1	0.00	0.000									
Joe Hesketh, L ERA: 9.31	0.1	S 1	0	0	0	0	0	0	0	0	0	0	0	0	1	1	0.00	0.000									

AB	42
R	2
H	7
RBI	2
BB	7
SO	10
LOB	22



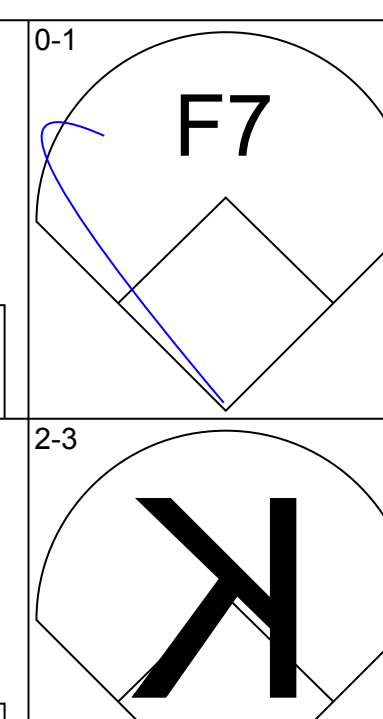
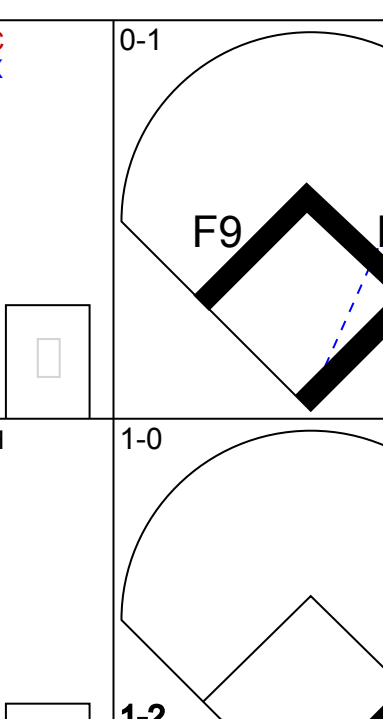
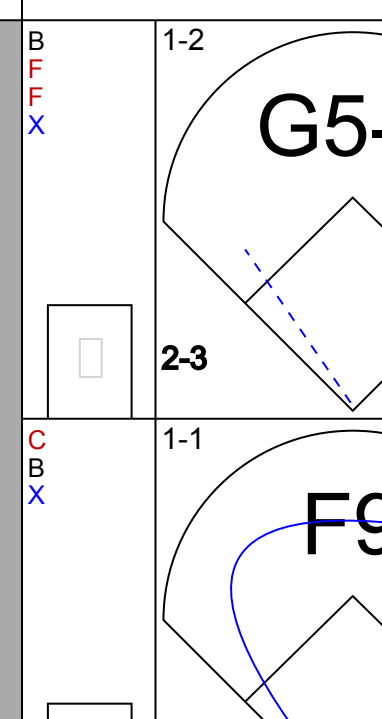
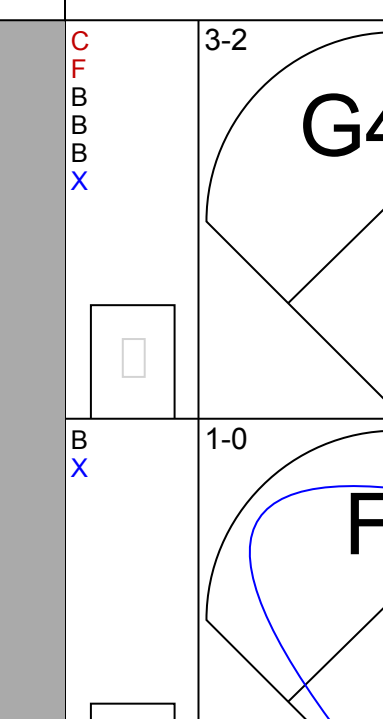
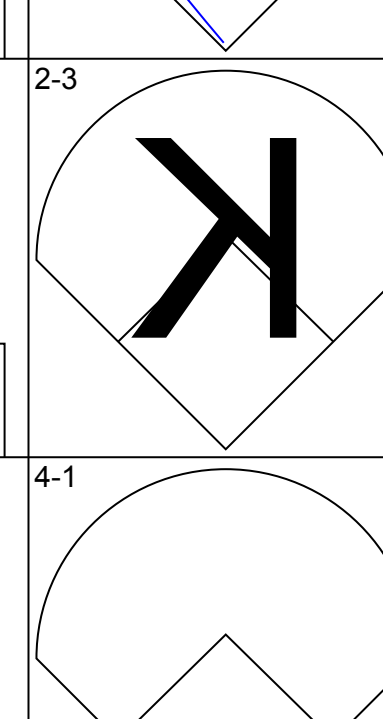
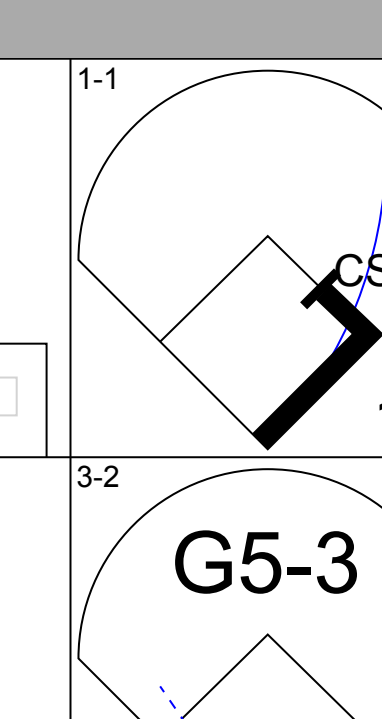
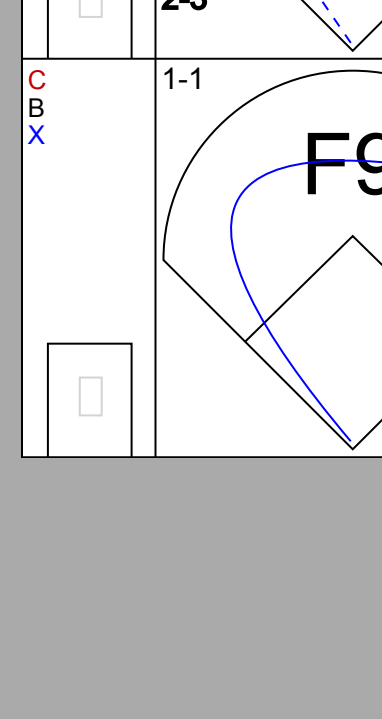
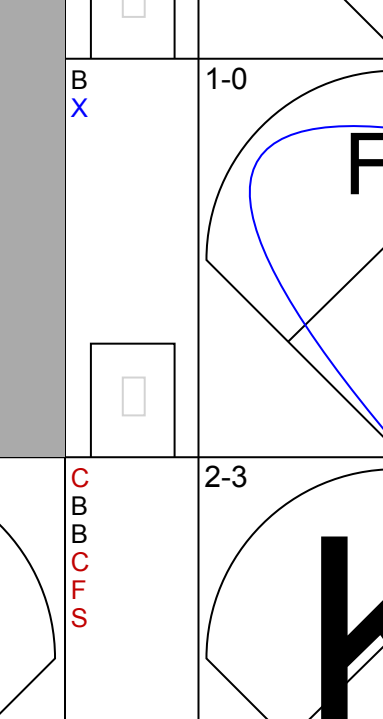
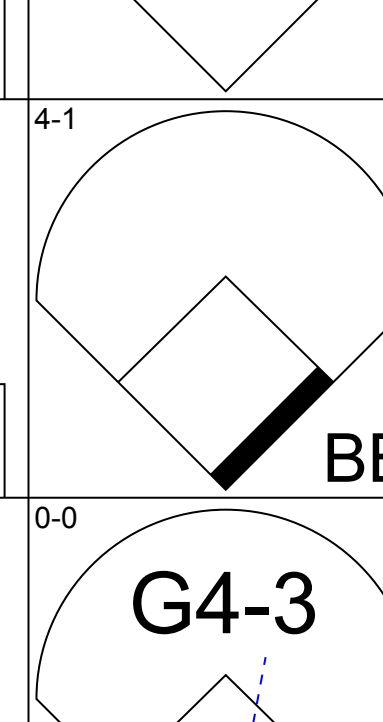
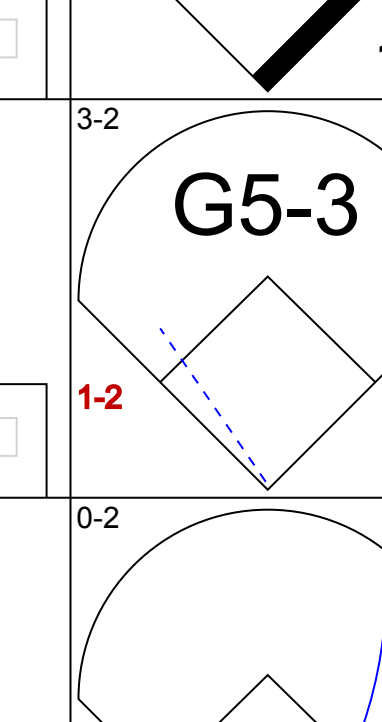
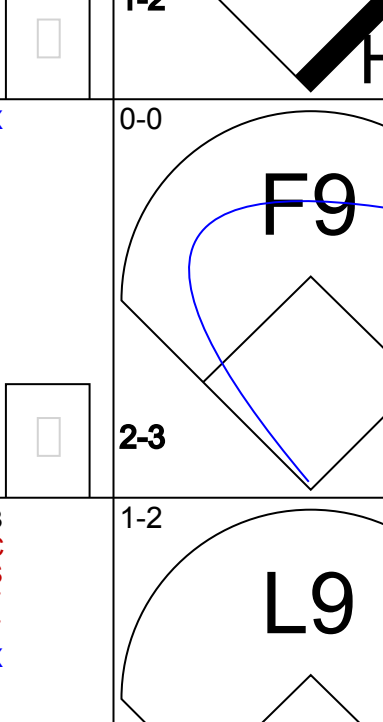
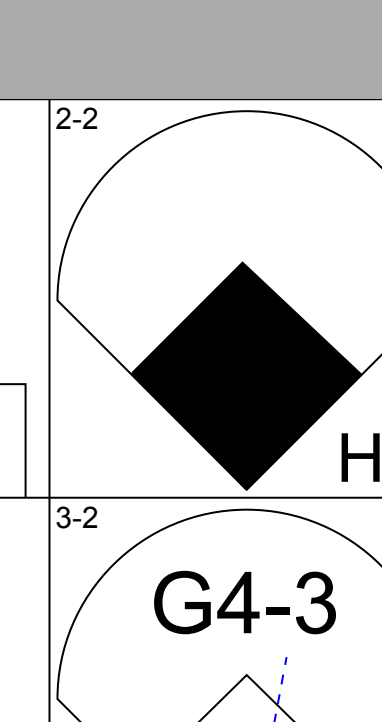
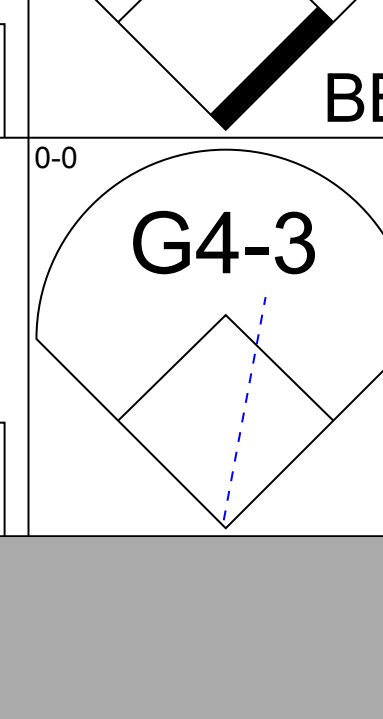
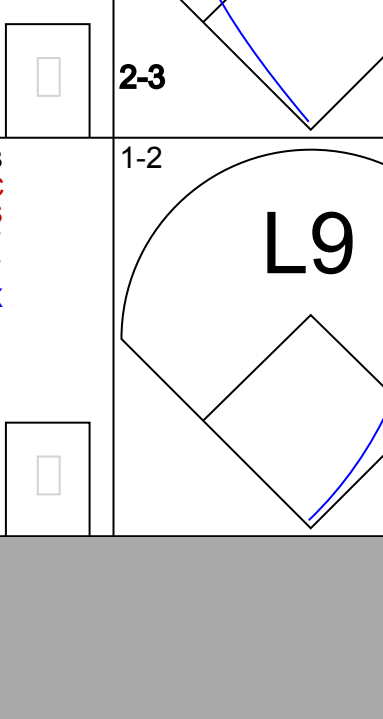
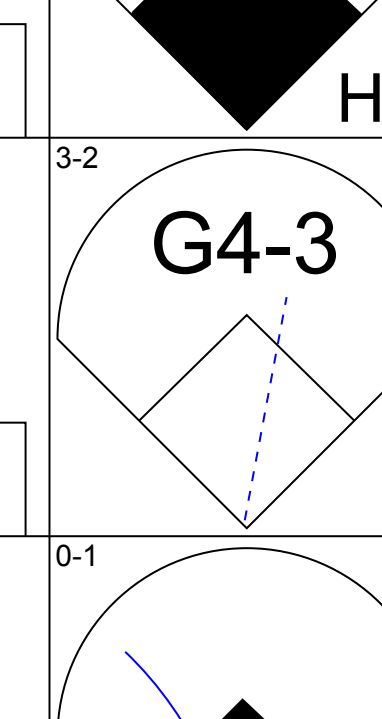
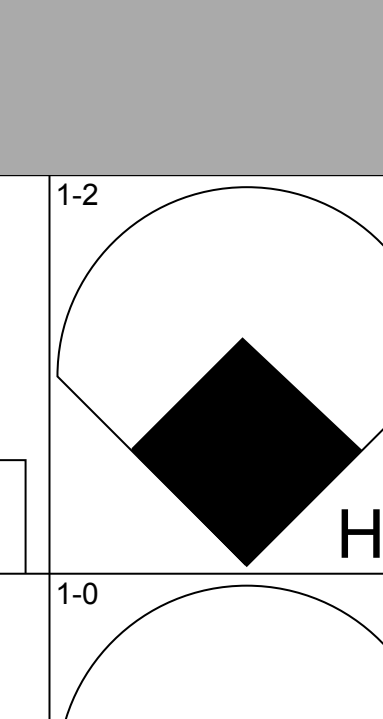
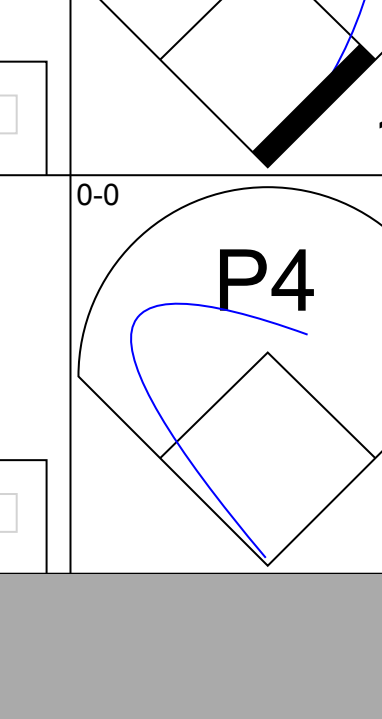
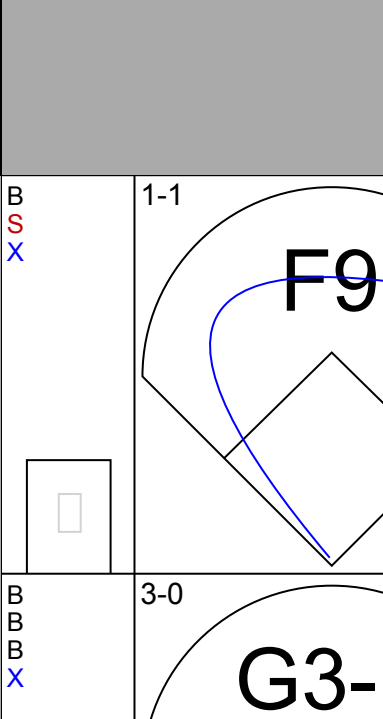
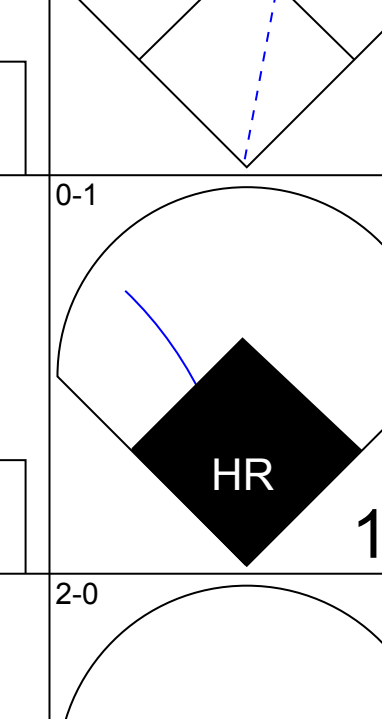
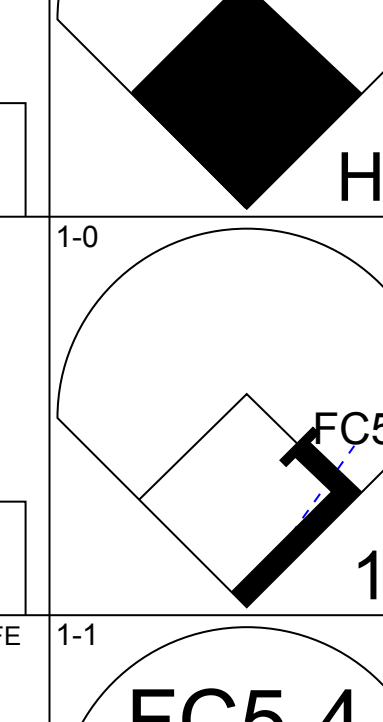
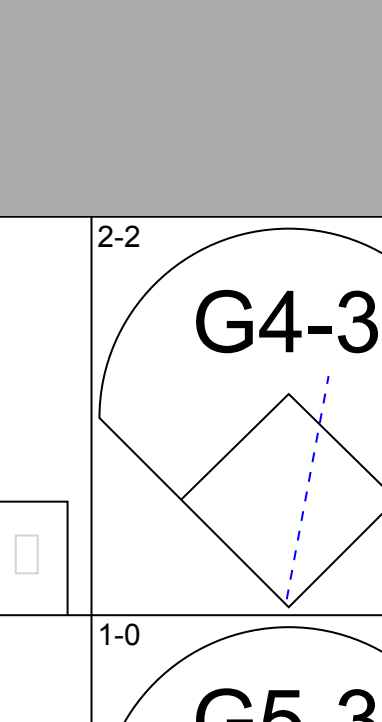
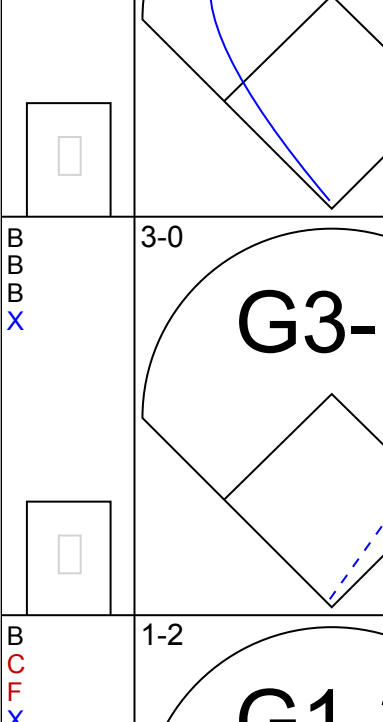
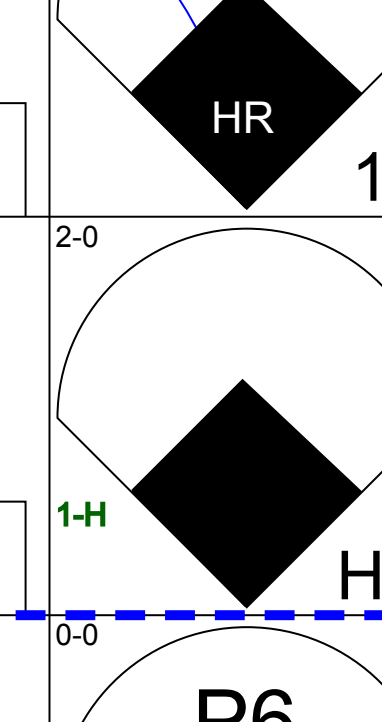
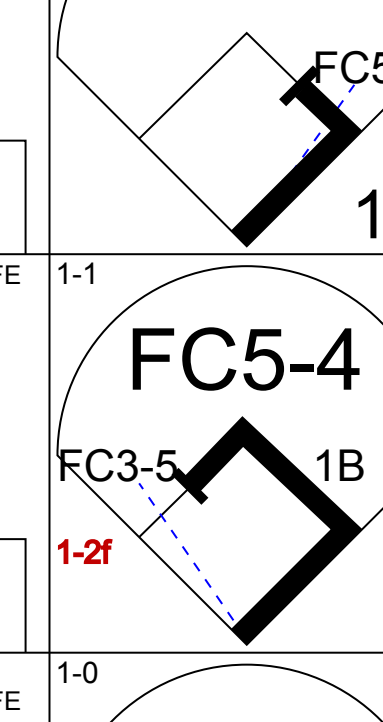
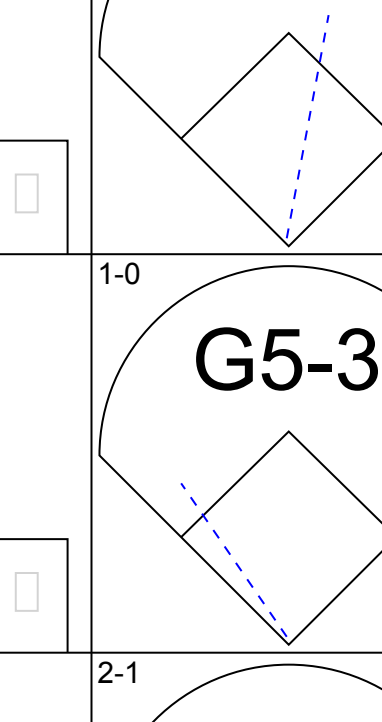
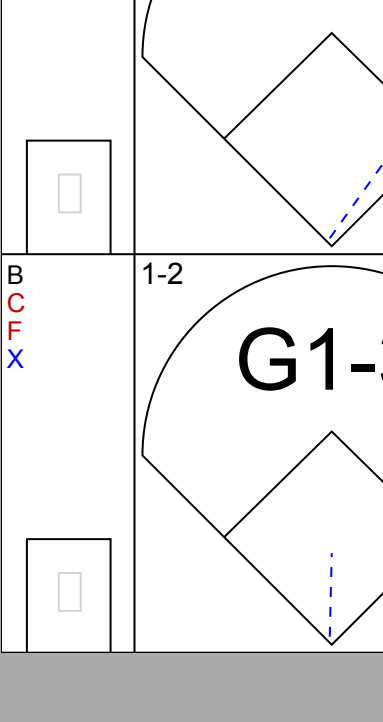
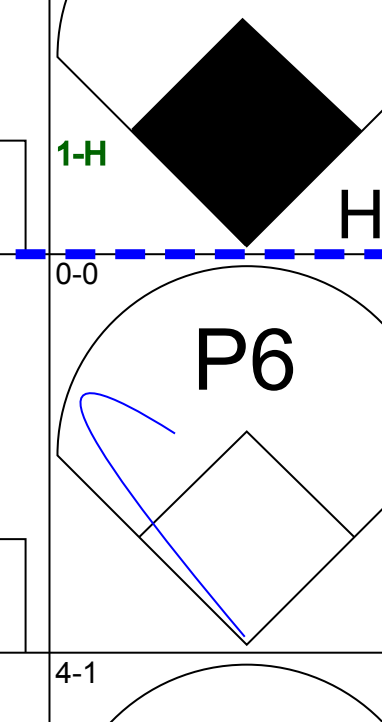
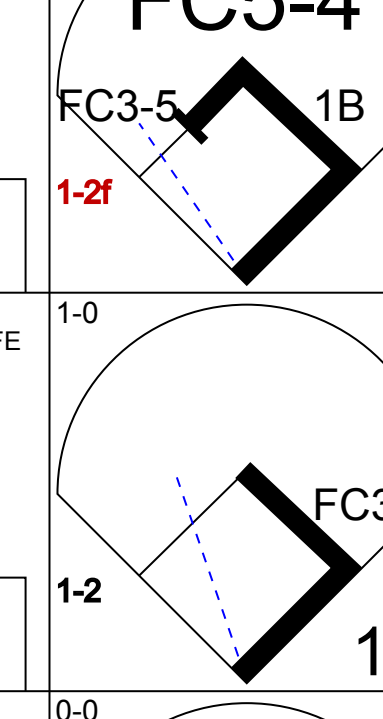
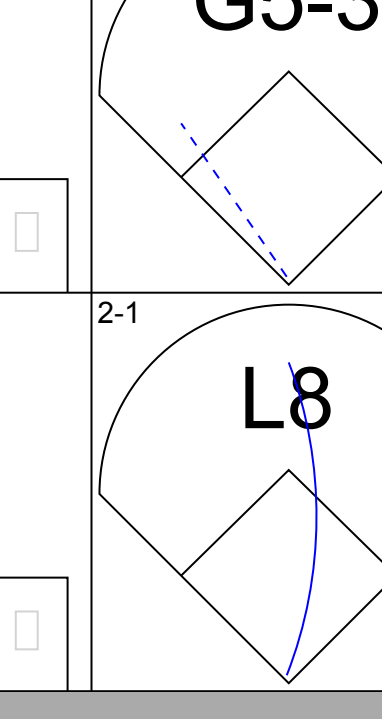
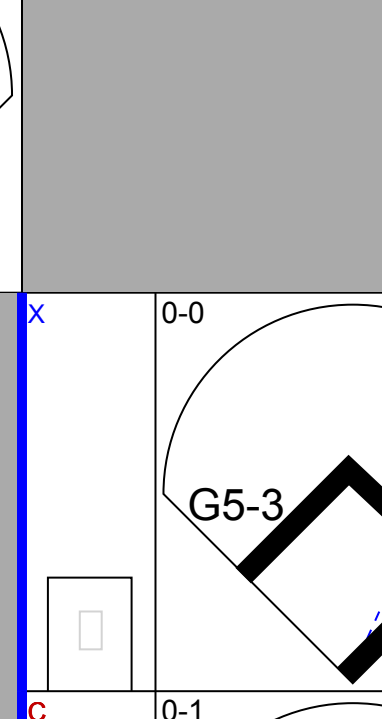
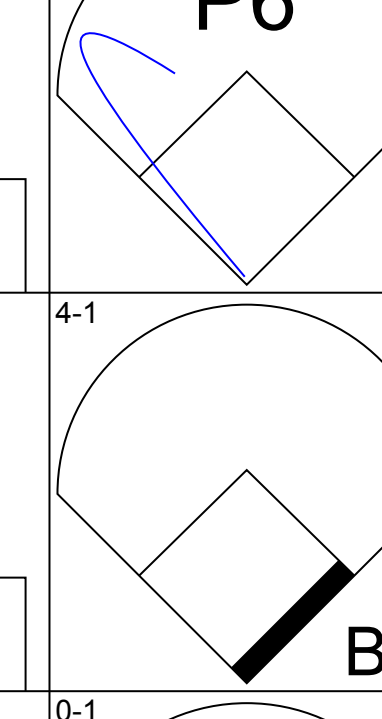
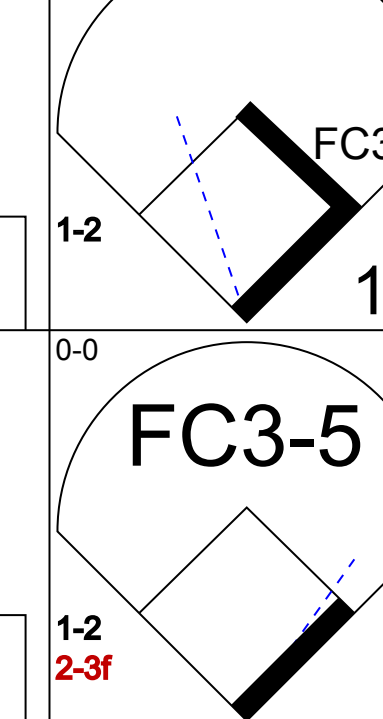
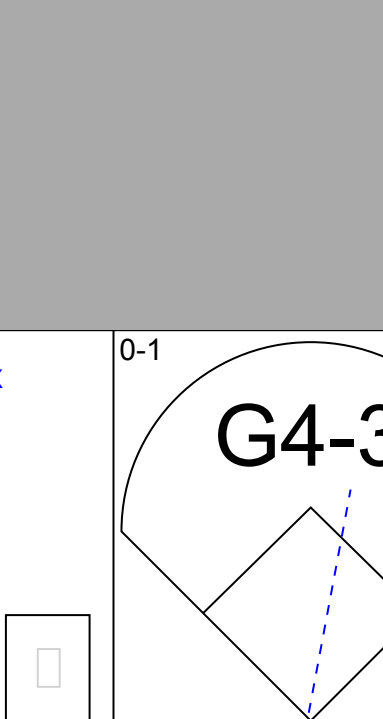
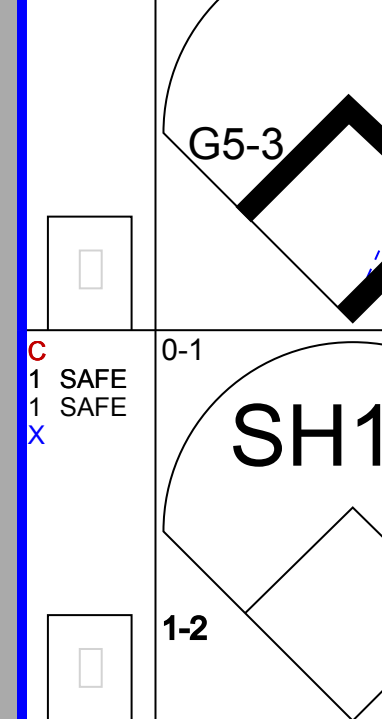
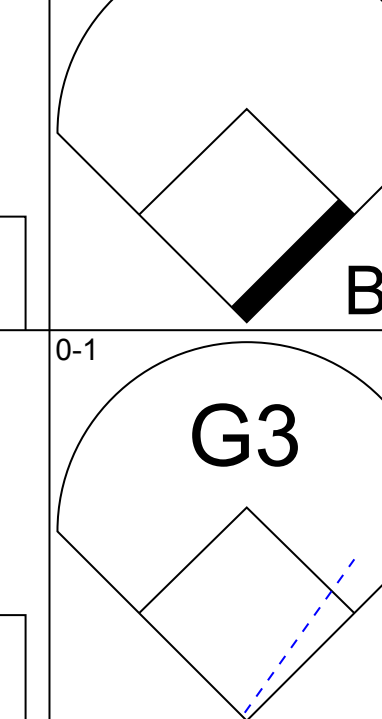
AB	44
R	1
H	6
RBI	1
BB	6
SO	9
LOB	28



Batter	1	2	3	4	5	6	7	8	9	AB	R	H	RBI	BB	SO	LOB	TOP					
Dave Martinez, L (1, 8) OBP: 0.316, SLG: 0.344 Otis Nixon, S (5, PH) OBP: 0.321, SLG: 0.290 (5, 8)										2	0	1	0	0	1	0	Montreal Expos @ Philadelphia Phillies Veterans Stadium, Philadelphia, PA Sun Jun 04 1989, 3:33 AM EDT Att: 30,926 - Sunny - 80 F					
Wallace Johnson, S (1, 3) OBP: 0.306, SLG: 0.372										4	0	1	1	0	0	2						
Mike Aldrete, L (1, 9) OBP: 0.300, SLG: 0.193 Rex Hudler, R (6, PH) OBP: 0.333, SLG: 0.517 (6, 9)										2	0	0	0	0	0	1						
Tim Raines, S (1, 7) OBP: 0.407, SLG: 0.474										3	0	0	0	2	0	1						
Tim Wallach, R (1, 5) OBP: 0.310, SLG: 0.400										5	1	1	0	0	0	2						
Tom Foley, L (1, 4) OBP: 0.318, SLG: 0.344 Damaso Garcia, R (7, PH) OBP: 0.305, SLG: 0.307 (7, 4)										1	0	1	0	1	0	0						
Marty Pevey, L (1, 2) Mike Fitzgerald, R (7, PH) OBP: 0.350, SLG: 0.361 (7, 2)										2	2	2	2	0	0	0						
Spike Owen, S (1, 6) OBP: 0.377, SLG: 0.368										3	1	2	0	1	0	2						
Dennis Martinez, R (1, 1) Andy McGaffigan, R (8, 1)										3	0	0	0	0	1	5						
Inning Stats	R: 0 E: 0 K: 1 S: 9	H: 1 LOB: 1 BB: 0 P: 17	R: 0 E: 0 K: 0 S: 9	H: 1 LOB: 2 BB: 1 P: 15	R: 0 E: 0 K: 0 S: 9	H: 1 LOB: 0 BB: 0 P: 14	R: 0 E: 0 K: 0 S: 10	H: 2 LOB: 2 BB: 0 P: 14	R: 0 E: 0 K: 0 S: 8	H: 0 LOB: 0 BB: 0 P: 11	R: 0 E: 0 K: 0 S: 5	H: 0 LOB: 0 BB: 1 P: 12	R: 2 E: 1 K: 0 S: 16	H: 2 LOB: 1 BB: 1 P: 27	R: 5 E: 0 K: 1 S: 16	H: 4 LOB: 1 BB: 2 P: 34		R: 0 E: 0 K: 0 S: 10	H: 0 LOB: 1 BB: 1 P: 18	1B: 6 2B: 5 3B: 0 HR: 1	SF: 1 SAC: 1 DP: 2 HBP: 0	WP: 0 PB: 0 SB: 0 CS: 1
PITCHER	IP	WLS	BF	H	R	ER	SO	BB	IBB	HBP	BLK	WP	HR	S	P	ERA	WHIP					
Floyd Youmans, R (1, 1) ERA: 5.18	4.0		17	5	0	0	1	1	0	0	0	0	0	37	60	0.00	1.500					
Don Carman, L (5, 1) ERA: 5.32	2.0	L	9	2	2	0	0	1	0	0	0	0	0	17	31	0.00	1.500					
Jeff Parrett, R (7, 1) ERA: 3.81	2.0		12	4	5	5	1	2	1	0	0	0	1	28	53	22.50	3.000					
Greg Harris, R (9, 1) ERA: 3.49	1.0		4	0	0	0	0	1	0	0	0	0	0	10	18	0.00	1.000					

AB	34
R	7
H	11
RBI	7
BB	6
SO	2
LOB	15



Batter	1	2	3	4	5	6	7	8	9	AB	R	H	RBI	BB	SO	LOB	BOTTOM					
Tom Herr, S (1, 4) OBP: 0.335, SLG: 0.351										5	0	1	0	0	0	3	Montreal Expos @ Philadelphia Phillies Veterans Stadium, Philadelphia, PA Sun Jun 04 1989, 3:33 AM EDT Att: 30,926 - Sunny - 80 F					
Randy Ready, R (1, 5) OBP: 0.348, SLG: 0.293										4	0	1	0	0	1	1						
Von Hayes, L (1, 3) OBP: 0.449, SLG: 0.565										4	1	1	1	1	1	3						
John Kruk, L (1, 7) OBP: 0.333, SLG: 0.301										4	0	1	0	0	0	3						
Juan Samuel, R (1, 8) OBP: 0.280, SLG: 0.361										4	2	2	1	0	0	1						
Dwayne Murphy, L (1, 9) OBP: 0.313, SLG: 0.409										4	1	2	2	0	0	0						
Dickie Thon, R (1, 6) OBP: 0.291, SLG: 0.311 Greg Harris, S (9, 1)										3	0	0	0	0	0	1						
Steve Lake, R (1, 2) OBP: 0.342, SLG: 0.348 Curt Ford, L (7, PH) OBP: 0.283, SLG: 0.304 Darren Daulton, L (8, 2) OBP: 0.278, SLG: 0.384											2	0	1	0	0	0		0				
Floyd Youmans, R (1, 1) OBP: 0.091, SLG: 0.091 Don Carman, L (5, 1) Jeff Parrett, R (7, 1) Steve Jeltz, S (7, 6) OBP: 0.405, SLG: 0.358 Mark Ryval, L (8, PH) OBP: 0.286, SLG: 0.333											1	0	0	0	0	2						
Inning Stats	R: 0 E: 0 K: 1 S: 10	H: 0 LOB: 1 BB: 1 P: 16	R: 1 E: 0 K: 0 S: 10	H: 3 LOB: 2 BB: 0 P: 15	R: 0 E: 0 K: 0 S: 11	H: 2 LOB: 1 BB: 0 P: 15	R: 0 E: 0 K: 0 S: 7	H: 0 LOB: 0 BB: 0 P: 12	R: 0 E: 0 K: 0 S: 10	H: 1 LOB: 2 BB: 0 P: 12	R: 0 E: 0 K: 0 S: 6	H: 0 LOB: 0 BB: 0 P: 11	R: 0 E: 0 K: 0 S: 8	H: 1 LOB: 1 BB: 0 P: 10	R: 3 E: 0 K: 0 S: 15	H: 3 LOB: 1 BB: 1 P: 26		R: 0 E: 0 K: 1 S: 8	H: 0 LOB: 0 BB: 0 P: 14	1B: 7 2B: 0 3B: 0 HR: 3	SF: 0 SAC: 1 DP: 0 HBP: 1	WP: 0 PB: 0 SB: 0 CS: 1
PITCHER	IP	WLS	BF	H	R	ER	SO	BB	IBB	HBP	BLK	WP	HR	S	P	ERA	WHIP					
Dennis Martinez, R (1, 1) ERA: 2.99	7.1		33	10	4	4	1	1	0	1	0	0	3	73	109	4.91	1.500					
Andy McGaffigan, R (8, 1) ERA: 4.45	1.2	S	6	0	0	0	1	1	0	0	0	0	0	12	22	0.00	0.600					

AB	35
R	4
H	10
RBI	4
BB	2
SO	2
LOB	15



Batter	1	2	3	4	5	6	7	8	9	AB	R	H	RBI	BB	SO	LOB	TOP		
John Cangelosi, S (1, 7) OBP: 0.359, SLG: 0.216	4-1 CS BB	3-2 1B		2-2 FC5-4			1-1 F9	4-1 BB		3	0	1	2	1	0	1	Pittsburgh Pirates @ Philadelphia Phillies Veterans Stadium, Philadelphia, PA Mon Jun 05 1989, 7:05 PM EDT Att: 17,696 - Unknown		
Barry Bonds, L (8, 7) OBP: 0.340, SLG: 0.435		2-H 3-H 1B		1-2			1-2 BB			0	0	0	0	1	0	0			
Jose Lind, R (1, 4) OBP: 0.276, SLG: 0.289	0-3 SAFE SAFE K	1-0 SAFE 1B		0-0 G1-3			2-2 G3 1B	0-1 F7		5	1	2	0	0	1	5			
Andy Van Slyke, L (1, 8) OBP: 0.314, SLG: 0.337	4-1 BB	0-2 F8			4-0 FC5-4 BB		3-2 G3			2	0	0	0	2	0	3			
Bobby Bonilla, S (1, 5) OBP: 0.339, SLG: 0.459	0-1 E5		3-2 G4-3 2B		0-1 FC5-4		2-1 1B			4	0	2	1	0	0	2			
Gary Redus, R (1, 9) OBP: 0.354, SLG: 0.441	0-0 F9		1-2 G4-3		0-0 F7		1-1 F9			4	0	0	0	0	0	5			
Jeff King, R (1, 3) OBP: 0.286, SLG: 0.571		0-0 L3	0-1 G6-3		0-3 K			1-0 G1-3 2B		4	0	1	0	0	1	2			
Rey Quinones, R (1, 6) OBP: 0.224, SLG: 0.269		0-0 SH1-3 BB 1B	1-2 F8		1-0 G4-6-3 1B			0-1 G6-3		4	1	2	0	0	0	2			
Junior Ortiz, R (1, 2) OBP: 0.292, SLG: 0.250		4-2 SH1-3 BB 1B		2-2 G3		1-0 G4-6-3		3-2 G1-3		3	1	0	0	1	0	2			
Neal Heaton, L (1, 1) OBP: 0.348, SLG: 0.348		0-1 SH1-3		1-2 FC5-4 1B		1-3 K		4-0 BB BB		2	0	1	0	0	1	0			
Jeff Robinson, R (6, 1)										0	0	0	0	0	0	0			
Glenn Wilson, R (8, PH) OBP: 0.367, SLG: 0.514										0	0	0	0	1	0	0			
Doug Drabek, R (8, PR) OBP: 0.160, SLG: 0.125										0	0	0	0	0	0	0			
Roger Samuels, L (8, 1)										0	0	0	0	0	0	0			
Inning Stats	R: 0 E: 1 K: 1 S: 8	H: 0 LOB: 2 BB: 2 P: 16	R: 2 E: 0 K: 0 S: 14	H: 3 LOB: 2 BB: 1 P: 22	R: 0 E: 0 K: 0 S: 12	H: 1 LOB: 1 BB: 0 P: 17	R: 0 E: 0 K: 0 S: 11	H: 1 LOB: 1 BB: 1 P: 10	R: 0 E: 0 K: 1 S: 5	H: 1 LOB: 0 BB: 0 P: 8	R: 1 E: 0 K: 0 S: 13	H: 2 LOB: 1 BB: 0 P: 22	R: 0 E: 0 K: 0 S: 9	H: 1 LOB: 3 BB: 2 P: 21					
PITCHER	IP 7.2	WLS 36	BF 9	H 3	R 3	ER 3	SO 3	BB 5	IBB 0	HBP 0	BLK 0	WP 0	HR 0	S 75	P 125	ERA 3.52	WHIP 1.826		
PITCHER	IP 0.1	WLS 2	BF 0	H 0	R 0	ER 0	SO 0	BB 1	IBB 0	HBP 0	BLK 0	WP 0	HR 0	S 3	P 7	ERA 0.00	WHIP 3.000		

AB 31
R 3
H 9
RBI 3
BB 6
SO 3
LOB 22



WP: 0 PA: 38
PB: 0
SB: 0
CS: 1

Batter	1	2	3	4	5	6	7	8	9	AB	R	H	RBI	BB	SO	LOB	BOTTOM		
Tom Herr, S (1, 4) OBP: 0.333, SLG: 0.348	2-2 L5		2-3 K		0-2 P4	1-0 FC6-4 1B				4	0	1	0	0	1	2	Pittsburgh Pirates @ Philadelphia Phillies Veterans Stadium, Philadelphia, PA Mon Jun 05 1989, 7:05 PM EDT Att: 17,696 - Unknown		
Randy Ready, R (1, 5) OBP: 0.395, SLG: 0.299	4-0 FC4-6 BB		3-2 FC5-4 1B		4-2 BB	0-0 FC6-4				2	0	1	0	2	0	2			
Von Hayes, L (1, 9) OBP: 0.441, SLG: 0.552	0-1 FC4-6 E 1-2		1-0 F8		0-3 K		2-3 K			4	0	0	0	0	2	5			
Ricky Jordan, R (1, 3) OBP: 0.287, SLG: 0.313	3-1 E6		0-1 FC5-4		2-2 G5-3	1-0 FC6-4 1B				4	0	1	0	0	0	3			
Juan Samuel, R (1, 8) OBP: 0.285, SLG: 0.361	2-3 K			2-1 G4-3	4-0 1B HR BB	3-2 FC6-4 1B				3	1	1	0	1	1	2			
John Kruk, L (1, 7) OBP: 0.330, SLG: 0.299		0-0 F7		0-1 G6-3	1-0 G6-3	2-1 FC6-4				4	1	1	0	0	0	2			
Dickie Thon, R (1, 6) OBP: 0.289, SLG: 0.331		1-0 F8		0-1 G5-3		0-0 HR		1-3 K		4	1	1	3	0	1	2			
Steve Bedrosian, R (8, 1)										0	0	0	0	0	0	0			
Steve Lake, R (1, 2) OBP: 0.342, SLG: 0.348		0-1 P4			0-1 BB	2-0 F8		4-2 BB		3	0	1	0	0	0	0			
Darren Daulton, L (7, 2) OBP: 0.293, SLG: 0.384					0-3 K	2-2 F8				0	0	0	0	1	0	0			
Bruce Ruffin, S (1, 1) OBP: 0.500, SLG: 0.333			4-2 1B		0-3 K	2-2 1B				2	0	1	0	1	1	1			
Steve Jeltz, S (8, 6) OBP: 0.405, SLG: 0.358										0	0	0	0	0	0	0			
Inning Stats	R: 0 E: 1 K: 1 S: 10	H: 0 LOB: 1 BB: 1 P: 21	R: 0 E: 0 K: 0 S: 4	H: 0 LOB: 0 BB: 0 P: 5	R: 0 E: 0 K: 1 S: 12	H: 1 LOB: 1 BB: 1 P: 22	R: 0 E: 0 K: 0 S: 6	H: 0 LOB: 0 BB: 0 P: 8	R: 0 E: 0 K: 2 S: 14	H: 1 LOB: 2 BB: 1 P: 18	R: 3 E: 0 K: 0 S: 11	H: 4 LOB: 2 BB: 1 P: 23	R: 0 E: 0 K: 2 S: 12	H: 2 LOB: 2 BB: 0 P: 21	R: 0 E: 0 K: 0 S: 2	H: 0 LOB: 1 BB: 1 P: 6			
PITCHER	IP 5.2	WLS 27	BF 25	H 3	R 3	ER 3	SO 4	BB 4	IBB 0	HBP 0	BLK 0	WP 0	HR 1	S 55	P 94	ERA 4.76	WHIP 1.588		
PITCHER	IP 1.1	WLS 7	BF 3	H 0	R 0	ER 0	SO 2	BB 0	IBB 0	HBP 0	BLK 0	WP 0	HR 0	S 14	P 24	ERA 0.00	WHIP 2.250		
PITCHER	IP 0.0	WLS 1	BF 0	H 0	R 0	ER 0	SO 0	BB 1	IBB 0	HBP 0	BLK 0	WP 0	HR 0	S 2	P 6	ERA ∞	WHIP ∞		

AB 30
R 3
H 8
RBI 3
BB 5
SO 6
LOB 19



WP: 0 PA: 35
PB: 0
SB: 0
CS: 0

Batter	1	2	3	4	5	6	7	8	9	AB	R	H	RBI	BB	SO	LOB	TOP				
Barry Bonds, L (1, 7) OBP: 0.333, SLG: 0.425	L8		L9			F8		G3-1	P5	5	0	0	1	0	0	0	Pittsburgh Pirates @ Philadelphia Phillies Veterans Stadium, Philadelphia, PA Tue Jun 06 1989, 7:05 PM EDT Att: 16,783 - Unknown				
Jose Lind, R (1, 4) OBP: 0.270, SLG: 0.282	F8		F9			F8		F9	F9	5	0	0	0	0	0	0					
Andy Van Slyke, L (1, 8) OBP: 0.328, SLG: 0.380	WP 3B 1B		BB 1B 1B			6-3		HR		4	3	3	1	0	0	0					
Bobby Bonilla, S (1, 5) OBP: 0.342, SLG: 0.467	1H 3B		1B BB			G4-3		F8		3	0	1	1	1	0	0					
R.J. Reynolds, S (1, 9) OBP: 0.359, SLG: 0.426	P6		1-3 2H 1B			1B BB		WP 5-3 1B		3	0	2	1	1	0	1					
Gary Redus, R (1, 3) OBP: 0.348, SLG: 0.423			6-3 S BB			F9		F3		3	0	0	0	1	0	4					
Rey Quinones, R (1, 6) OBP: 0.224, SLG: 0.268			K			P5		5-3		4	0	1	0	0	1	2					
Junior Ortiz, R (1, 2) OBP: 0.287, SLG: 0.245			6-3			G6-3		1B		2	0	0	0	0	0	1					
Glenn Wilson, R (6, PH) OBP: 0.365, SLG: 0.510			6-3			5-3		K		1	0	0	0	0	0	2					
Tom Prince, R (6, 2) OBP: 0.236, SLG: 0.229			1-3			5-3		2-3		1	0	0	0	0	1	1					
Brian Fisher, R (1, 1) Roger Samuels, L (2, 1) Bill Landrum, R (2, 1) John Cangelosi, S (7, PH) Jeff Robinson, R (7, 1) Benny Distefano, L (8, PH)			6-3			P4		G3-1 3B		1	0	0	0	0	0	1					
Inning Stats	R: 1 E: 0 K: 0 S: 10	H: 2 LOB: 1 BB: 0 P: 16	R: 0 E: 0 K: 1 S: 7	H: 0 LOB: 1 BB: 1 P: 13	R: 1 E: 0 K: 0 S: 15	H: 2 LOB: 2 BB: 1 P: 28	R: 0 E: 0 K: 0 S: 4	H: 0 LOB: 0 BB: 0 P: 5	R: 0 E: 0 K: 0 S: 8	H: 1 LOB: 2 BB: 1 P: 15	R: 2 E: 0 K: 0 S: 12	H: 2 LOB: 0 BB: 0 P: 18	R: 0 E: 0 K: 1 S: 7	H: 1 LOB: 1 BB: 0 P: 8	R: 0 E: 0 K: 0 S: 6	H: 0 LOB: 0 BB: 0 P: 11	1B: 5 2B: 0 3B: 2 HR: 1	SF: 0 SAC: 0 DP: 0 HBP: 0	WP: 2 PB: 0 SB: 1 CS: 0	PA: 38	
PITCHER	IP	WLS	BF	H	R	ER	SO	BB	IBB	HBP	BLK	WP	HR	S	P	ERA	WHIP				
Bob Sebra, R (1, 1) ERA: 3.81	7.0	W	31	7	4	4	1	3	0	0	0	1	1	66	111	5.14	1.429				
Jeff Parrett, R (8, 1) ERA: 3.54	2.0	S	7	1	0	0	1	0	0	0	0	1	0	13	19	0.00	0.500				

AB 35
R 4
H 8
RBI 4
BB 3
SO 2
LOB 12



Batter	1	2	3	4	5	6	7	8	9	AB	R	H	RBI	BB	SO	LOB	BOTTOM				
Tom Herr, S (1, 4) OBP: 0.346, SLG: 0.352	1B E BB		1B						K	1	2	1	0	3	0	0	Pittsburgh Pirates @ Philadelphia Phillies Veterans Stadium, Philadelphia, PA Tue Jun 06 1989, 7:05 PM EDT Att: 16,783 - Unknown				
Steve Jeltz, S (7, 4) OBP: 0.400, SLG: 0.353			2B BB					BB		1	0	0	0	0	1	0					
Randy Ready, R (1, 5) OBP: 0.376, SLG: 0.341	F2		1B					1B 2B		5	2	3	2	0	0	3					
Von Hayes, L (1, 3) OBP: 0.440, SLG: 0.545	FC6 1B		1B BB					F7 2B		4	1	1	0	1	1	3					
John Kruk, L (1, 7) OBP: 0.333, SLG: 0.304	FC6 2H 2H		1B 1B					HR 1B		5	1	2	3	0	0	1					
Juan Samuel, R (1, 8) OBP: 0.294, SLG: 0.387	5-3		S 1B					CS HR		5	1	3	2	0	1	1					
Dwayne Murphy, L (1, 9) OBP: 0.321, SLG: 0.458			HR BB					HR K		4	1	1	1	1	3	0					
Dickie Thon, R (1, 6) OBP: 0.288, SLG: 0.329	F8 L8							G3 1B		4	0	1	0	0	0	3					
Darren Daulton, L (1, 2) OBP: 0.290, SLG: 0.377			BB 2B BB					G3 BB		2	1	0	0	2	0	1					
Bob Sebra, R (1, 1) Curt Ford, L (7, PH) Jeff Parrett, R (8, 1)			K					G4-3		3	0	0	0	0	3	2					
Inning Stats	R: 1 E: 1 K: 0 S: 12	H: 1 LOB: 1 BB: 1 P: 26	R: 5 E: 0 K: 1 S: 26	H: 4 LOB: 3 BB: 4 P: 56	R: 0 E: 0 K: 1 S: 12	H: 2 LOB: 2 BB: 0 P: 17	R: 0 E: 0 K: 2 S: 11	H: 0 LOB: 0 BB: 0 P: 15	R: 0 E: 0 K: 1 S: 9	H: 1 LOB: 2 BB: 1 P: 16	R: 0 E: 0 K: 1 S: 9	H: 1 LOB: 0 BB: 0 P: 11	R: 0 E: 0 K: 1 S: 9	H: 0 LOB: 1 BB: 1 P: 17	R: 3 E: 0 K: 2 S: 15	H: 3 LOB: 0 BB: 0 P: 20	1B: 8 2B: 2 3B: 0 HR: 2	SF: 0 SAC: 0 DP: 0 HBP: 0	WP: 1 PB: 0 SB: 2 CS: 1	PA: 43	
PITCHER	IP	WLS	BF	H	R	ER	SO	BB	IBB	HBP	BLK	WP	HR	S	P	ERA	WHIP				
Brian Fisher, R (1, 1) ERA: 6.19	1.2	L	11	3	5	4	1	3	0	0	0	1	0	7	21	∞	∞				
Roger Samuels, L (2, 1) ERA: 9.0	0.0		4	2	1	1	0	2	0	0	0	0	0	7	21	∞	∞				
Bill Landrum, R (2, 1) ERA: 0.47	4.1		17	4	0	0	5	1	0	0	0	0	0	45	65	0.00	1.154				
Jeff Robinson, R (7, 1) ERA: 5.23	2.0		10	3	3	3	3	1	0	0	0	0	1	24	37	13.50	2.000				



Batter	1	2	3	4	5	6	7	8	9	AB	R	H	RBI	BB	SO	LOB	TOP										
Barry Bonds, L (1, 7) OBP: 0.343, SLG: 0.459	F8			HR	1B		G3 1B BB		HR	4	2	3	2	1	0	0	Pittsburgh Pirates @ Philadelphia Phillies Veterans Stadium, Philadelphia, PA Wed Jun 07 1989, 7:05 PM EDT Att: 15,480 - Unknown - 74 F										
Jose Lind, R (1, 4) OBP: 0.273, SLG: 0.284	G1-3			WP G4-3 2B 1B	G4-3		G3 1B		F8	5	1	2	1	0	0	1											
Andy Van Slyke, L (1, 8) OBP: 0.323, SLG: 0.366	G4-3			G4-3		G5-3	G3			4	0	0	0	1	0	3											
Bobby Bonilla, S (1, 5) OBP: 0.347, SLG: 0.472				CS 1B	SF7 2B		K		F8	4	1	2	1	1	1	1											
R.J. Reynolds, S (1, 9) OBP: 0.356, SLG: 0.424	F7			SF7			P3			3	0	1	1	0	0	4											
Bob Kipper, R (7, 1) OBP: 0.400, SLG: 0.250				2H						0	0	0	0	0	0	0											
Randy Kramer, R (8, 1)				2H						0	0	0	0	0	0	0											
Benny Distefano, L (8, 3) OBP: 0.382, SLG: 0.254				1B						0	0	0	0	0	0	0											
Gary Redus, R (1, 3) OBP: 0.356, SLG: 0.419	P6			1B						3	0	1	0	1	0	1											
Tom Prince, R (1, 2) OBP: 0.220, SLG: 0.212				P5	K		K		G4-3	4	0	0	0	0	2	3											
Rafael Belliard, R (1, 6) OBP: 0.288, SLG: 0.302				G3-1			P3		F8	2	0	0	0	0	0	0											
John Cangelosi, S (7, PH) OBP: 0.373, SLG: 0.264									SH1-3 1B BB	1	1	0	0	1	0	0											
John Smiley, L (1, 1) OBP: 0.065, SLG: 0.033				G4-3			K		G6-3	2	0	0	0	0	1	0											
Rey Quinones, R (7, PH) OBP: 0.223, SLG: 0.267										1	0	0	0	0	0	0											
Inning Stats	R: 0 E: 0 K: 0 S: 6	H: 0 LOB: 0 BB: 0 P: 12	R: 0 E: 0 K: 0 S: 4	H: 1 LOB: 0 BB: 0 P: 7	R: 0 E: 0 K: 0 S: 6	H: 0 LOB: 0 BB: 0 P: 9	R: 3 E: 0 K: 1 S: 13	H: 4 LOB: 1 BB: 0 P: 22	R: 0 E: 0 K: 1 S: 9	H: 1 LOB: 2 BB: 1 P: 21	R: 1 E: 0 K: 0 S: 6	H: 1 LOB: 3 BB: 3 P: 21	R: 0 E: 0 K: 0 S: 6	H: 0 LOB: 0 BB: 0 P: 11	R: 1 E: 0 K: 0 S: 8	H: 1 LOB: 1 BB: 1 P: 17	1B: 6 2B: 1 3B: 0 HR: 2	SF: 1 SAC: 1 DP: 0 HBP: 0	WP: 1 PB: 0 SB: 4 CS: 1	PA: 40							
PITCHER	IP	WLS	BF	H	R	ER	SO	BB	IBB	HBP	BLK	WP	HR	S	P	ERA	WHIP										
Ken Howell, R (1, 1) ERA: 4.09	6.1		29	8	4	4	4	3	0	0	0	1	1	53	95	5.68	1.737										
Don Carman, L (7, 1) ERA: 5.27	0.2		3	0	0	0	0	0	1	0	0	0	0	2	9	0.00	0.000										
Jeff Parrett, R (8, 1) ERA: 3.41	1.0	W	3	0	0	0	0	0	0	0	0	0	0	6	11	0.00	0.000										
Steve Bedrosian, R (9, 1) ERA: 2.57	1.0	S	5	1	1	1	0	1	0	0	0	0	1	8	17	9.00	2.000										

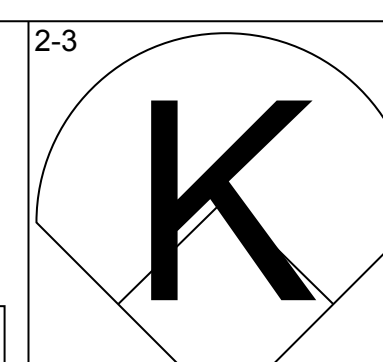
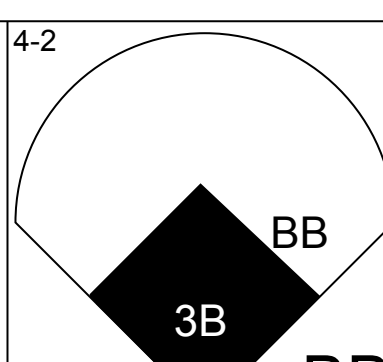
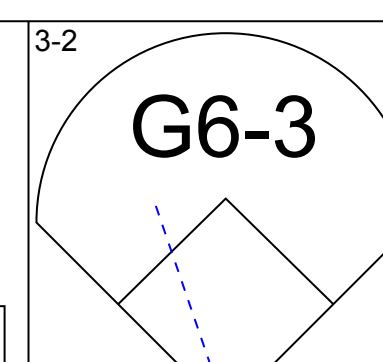
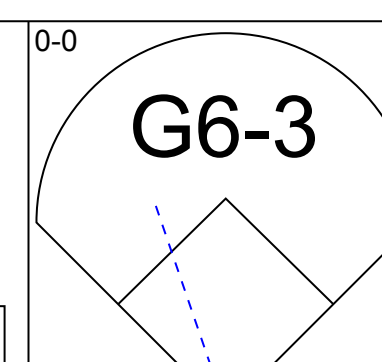
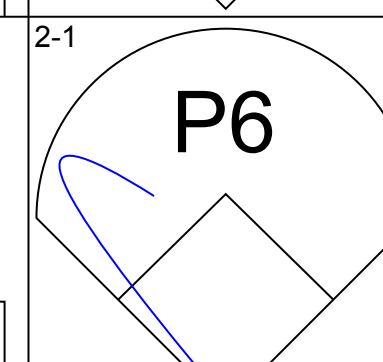
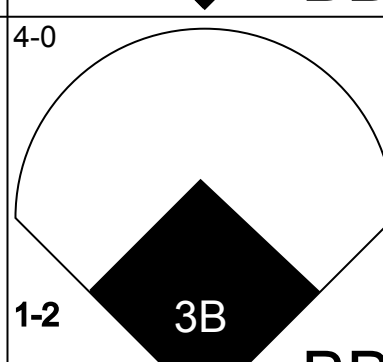
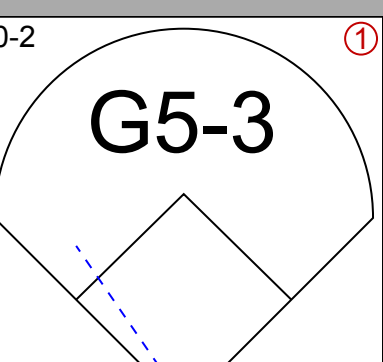
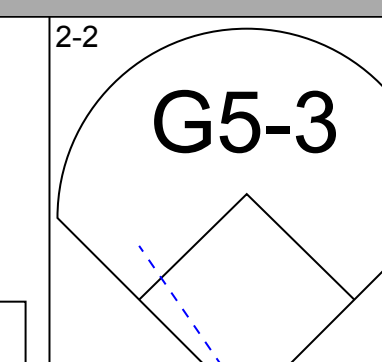
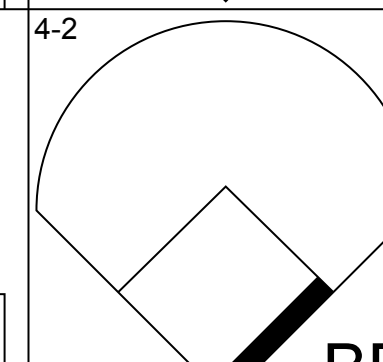
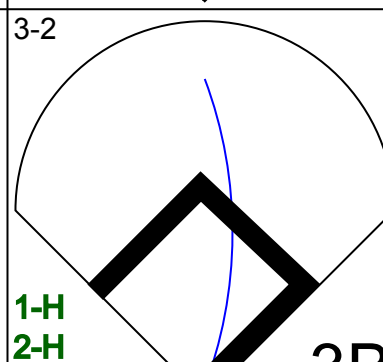

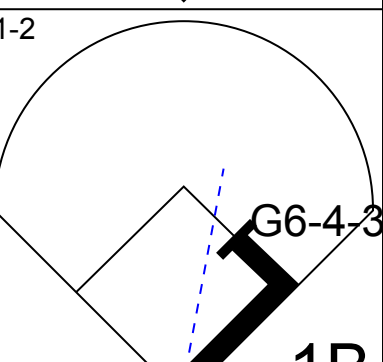
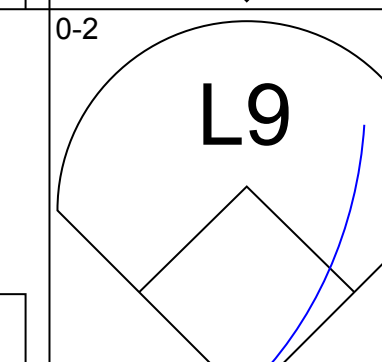
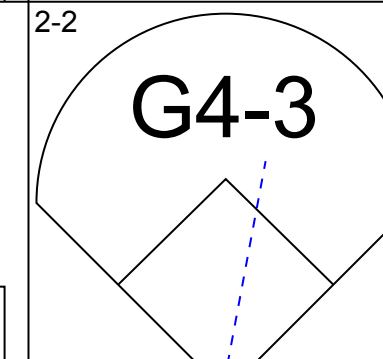
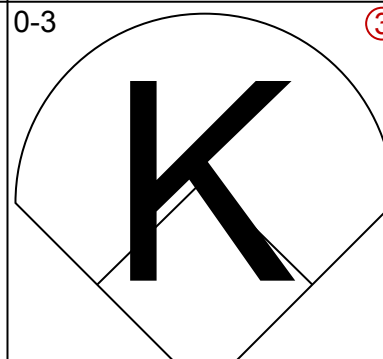
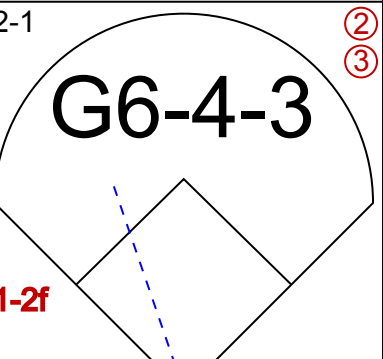
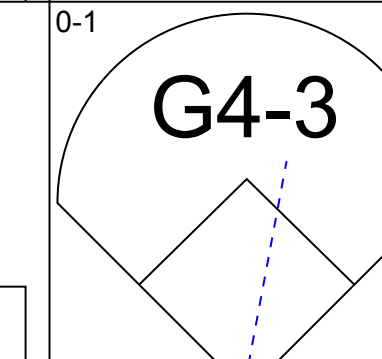
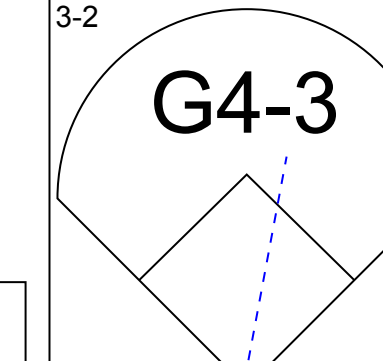
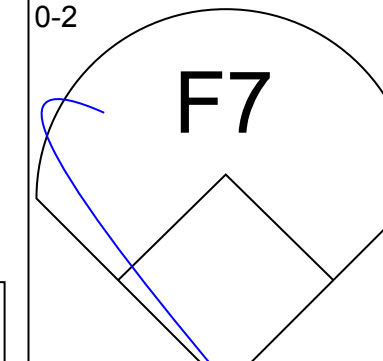
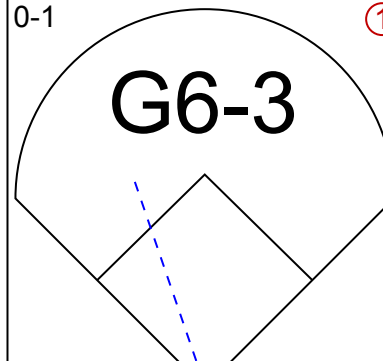

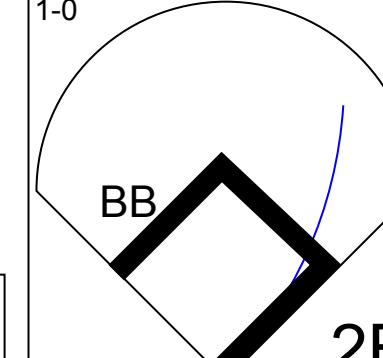
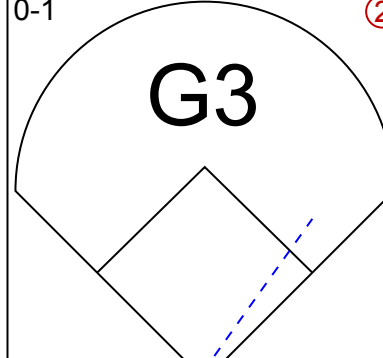
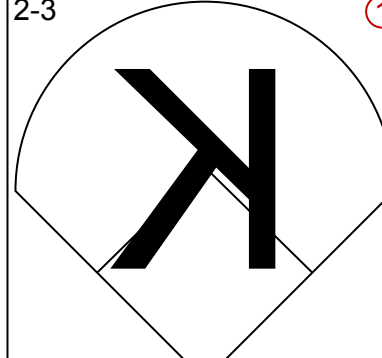

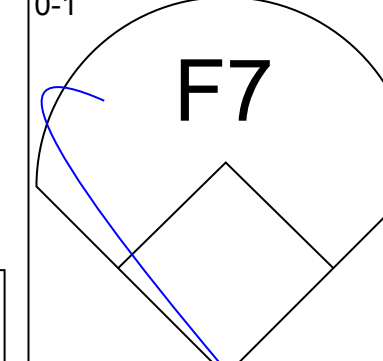
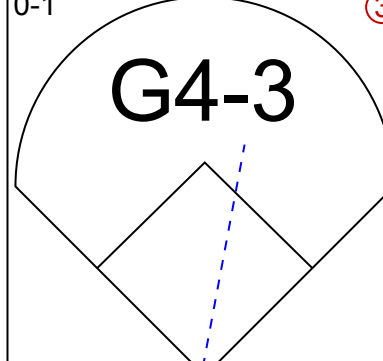
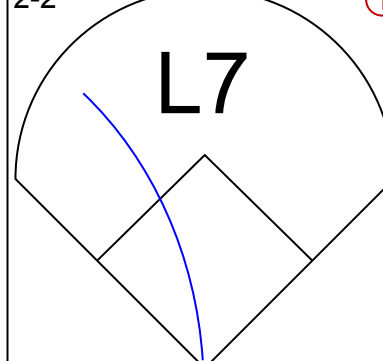
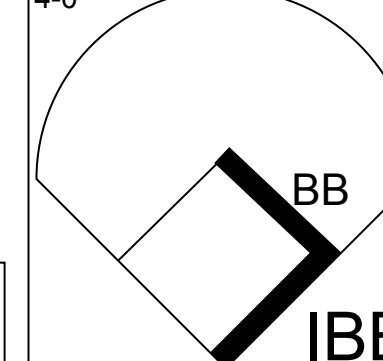
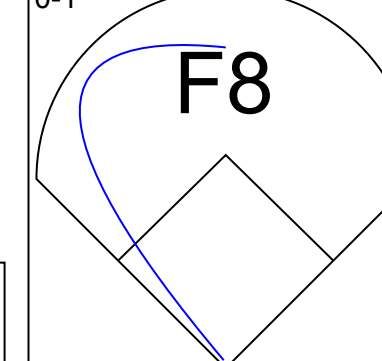
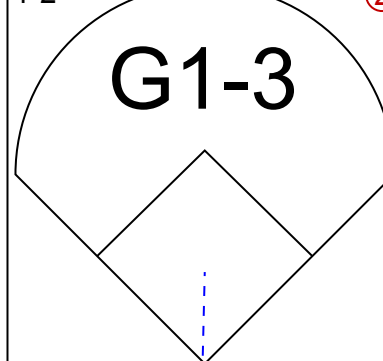
Batter	1	2	3	4	5	6	7	8	9	AB	R	H	RBI	BB	SO	LOB	BOTTOM										
Randy Ready, R (1, 5) OBP: 0.373, SLG: 0.349	K	K			G6-3		2B			4	0	1	0	0	2	1	Pittsburgh Pirates @ Philadelphia Phillies Veterans Stadium, Philadelphia, PA Wed Jun 07 1989, 7:05 PM EDT Att: 15,480 - Unknown - 74 F										
Tom Herr, S (1, 4) OBP: 0.344, SLG: 0.355	1B 2B	F9			G5-3		P4			4	1	1	0	0	0	2											
Von Hayes, L (1, 9) OBP: 0.445, SLG: 0.553	1B SF8 1B			G4-3		1B 2B		1B 1B BB		3	3	2	0	1	0	0											
Juan Samuel, R (1, 8) OBP: 0.293, SLG: 0.383	1B			K		L8		K		4	0	1	1	0	2	2											
Ricky Jordan, R (1, 3) OBP: 0.288, SLG: 0.311	SF8			P3		1B		1B 1B 2B		1	0	0	1	1	0	0											
Dwayne Murphy, L (8, PH) OBP: 0.333, SLG: 0.458						IBB		1B 1B 2B		0	1	0	0	1	0	0											
John Kruk, L (1, 7) OBP: 0.339, SLG: 0.313	F7			K		G4-6-3 1B		1B 2B 1B		4	1	2	1	0	1	1											
Dickie Thon, R (1, 6) OBP: 0.273, SLG: 0.349								2B 1B		3	1	1	1	0	0	2											
Curt Ford, L (8, PH) OBP: 0.290, SLG: 0.310								1B		1	0	1	1	0	0	0											
Steve Bedrosian, R (9, 1) ERA: 2.57	HR							2B 1B		0	0	0	0	0	0	0											
Steve Lake, R (1, 2) OBP: 0.329, SLG: 0.333	P4							CS 2B		3	0	0	0	0	0	0											
Darren Daulton, L (8, PH) OBP: 0.295, SLG: 0.391								1B		1	0	1	2	0	0	0											
Ken Howell, R (1, 1) ERA: 2.97										2	0	1	0	0	1	0											
Don Carman, L (7, 1) ERA: 5.27										0	0	0	0	0	0	0											
Bob Demier, R (7, PH) OBP: 0.345, SLG: 0.245										1	0	0	0	0	0	0											
Jeff Parrett, R (8, 1) ERA: 3.41										0	0	0	0	0	0	0											
Steve Jeltz, S (8, PH) OBP: 0.256, SLG: 0.348										1	0	0	0	0	0	2											
Inning Stats	R: 2 E: 0 K: 1 S: 14	H: 3 LOB: 1 BB: 0 P: 20	R: 1 E: 0 K: 1 S: 11	H: 2 LOB: 1 BB: 0 P: 14	R: 0 E: 0 K: 1 S: 9	H: 0 LOB: 0 BB: 0 P: 16	R: 0 E: 0 K: 1 S: 8	H: 0 LOB: 0 BB: 0 P: 11	R: 0 E: 0 K: 1 S: 7	H: 0 LOB: 0 BB: 0 P: 8	R: 1 E: 0 K: 0 S: 11	H: 2 LOB: 1 BB: 1 P: 20	R: 0 E: 0 K: 0 S: 7	H: 1 LOB: 1 BB: 0 P: 9	R: 3 E: 0 K: 1 S: 11	H: 3 LOB: 1 BB: 2 P: 30	1B: 6 2B: 4 3B: 0 HR: 1	SF: 1 SAC: 0 DP: 1 HBP: 0	WP: 0 PB: 0 SB: 1 CS: 1	PA: 36							
PITCHER	IP	WLS	BF	H	R	ER	SO	BB	IBB	HBP	BLK	WP	HR	S	P	ERA	WHIP										
John Smiley, L (1, 1) ERA: 2.97	6.0		25	7	4	4	5	0	1	0	0	0	0	8	14	9.00	2.000										
Bob Demier, R (7, PH) OBP: 0.345, SLG: 0.245	1.0	L	5	1	1	1	0	1	0	0	0	0	0	8	14	9.00	2.000										
Randy Kramer, R (8, 1) ERA: 2.86	1.0		6	3	2	2	1	0	1	0	0	0	0	10	25	18.00	3.000										

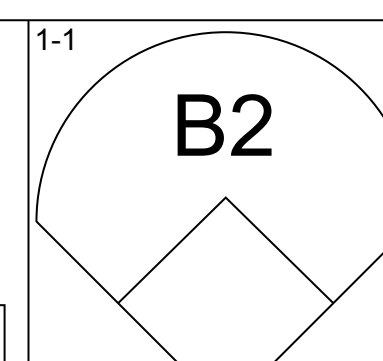
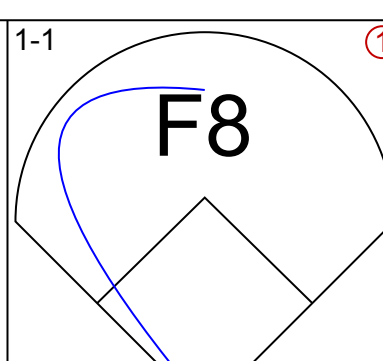
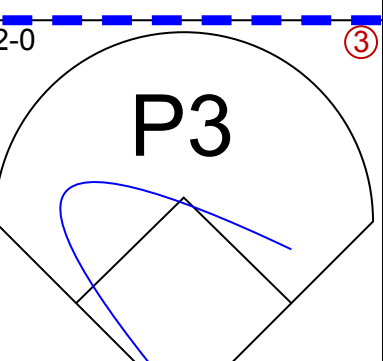
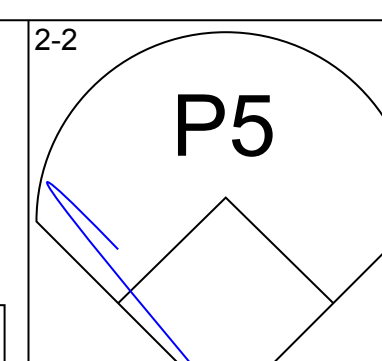
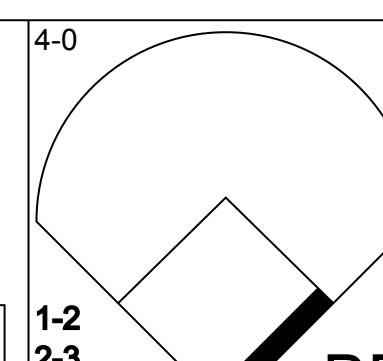
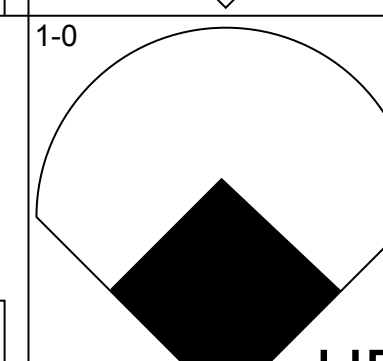
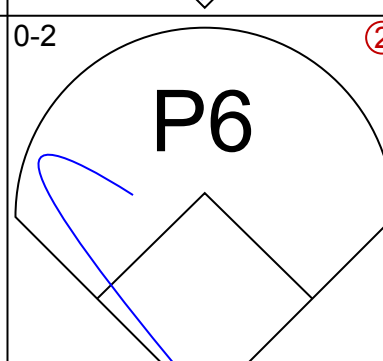
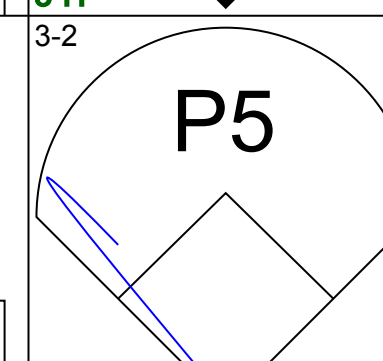
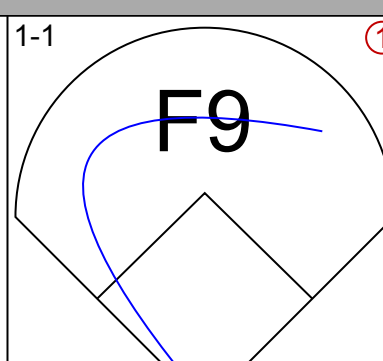
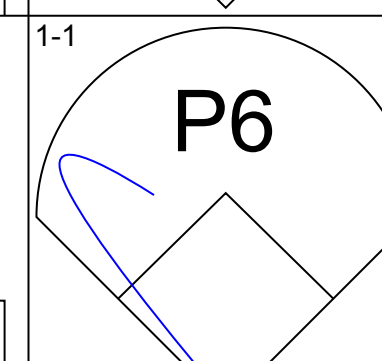
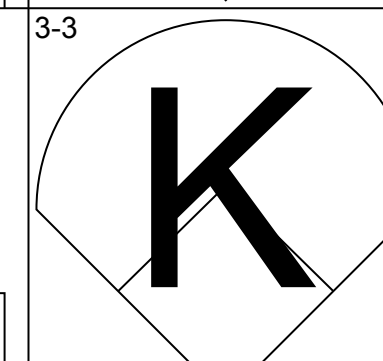
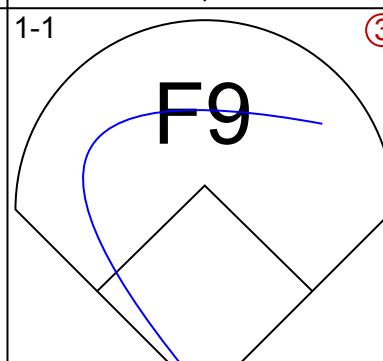
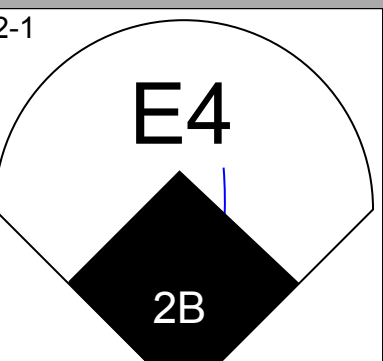
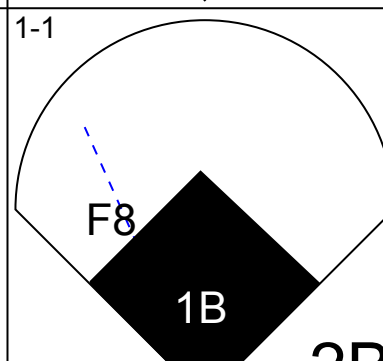
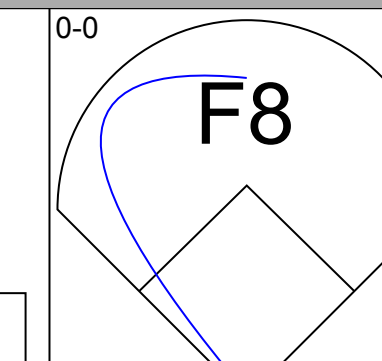
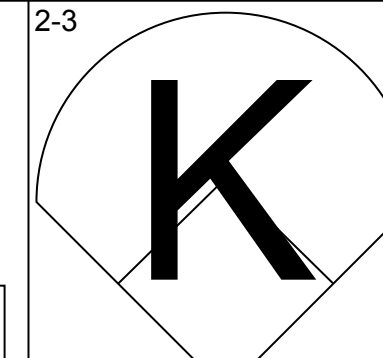
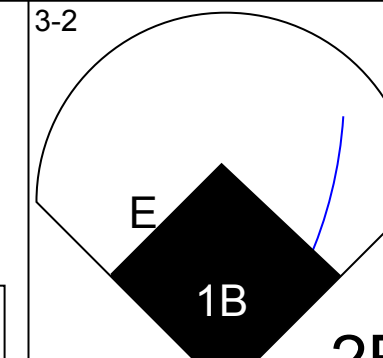
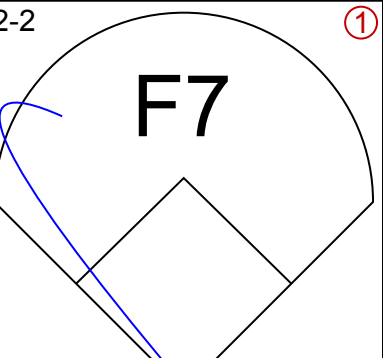
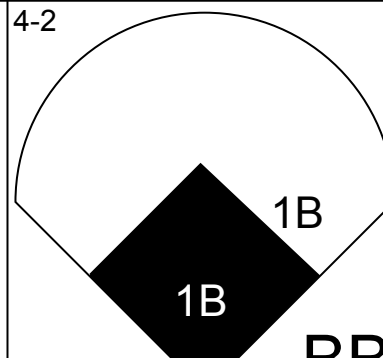
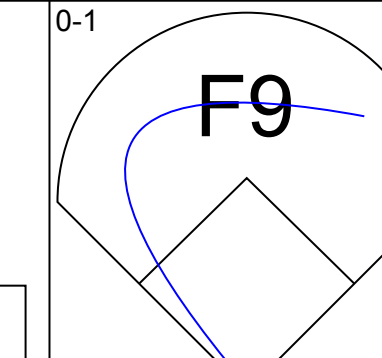
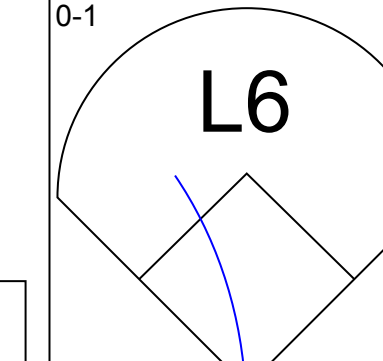
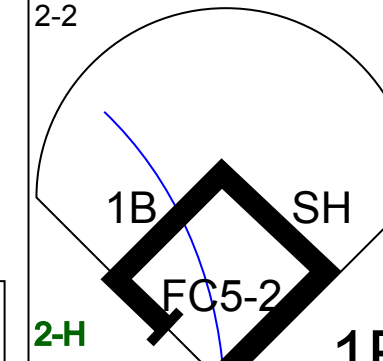
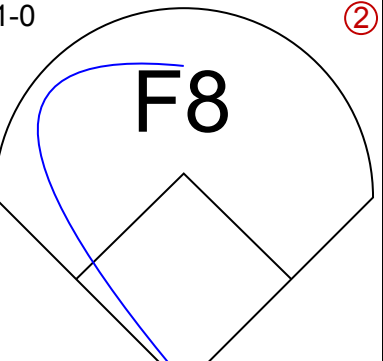
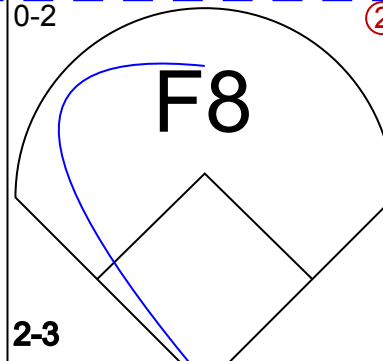
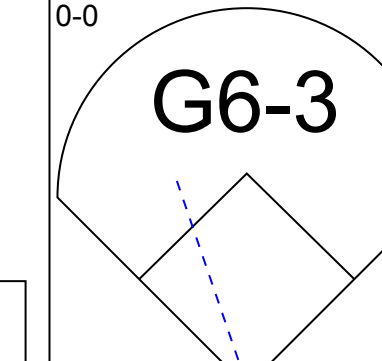
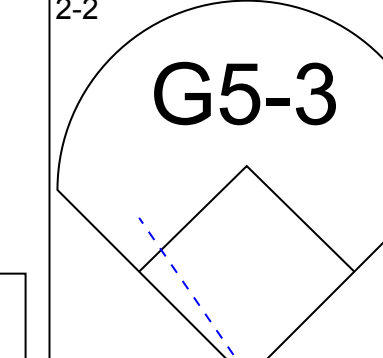
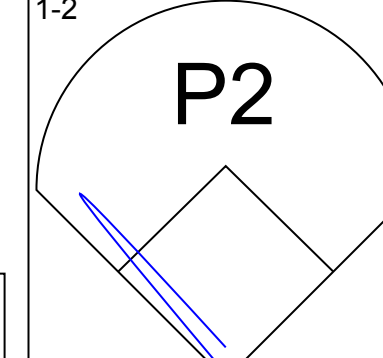
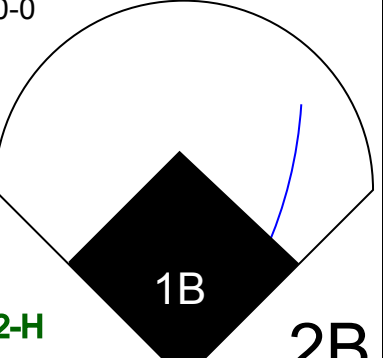
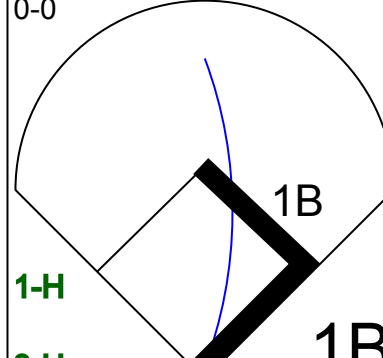

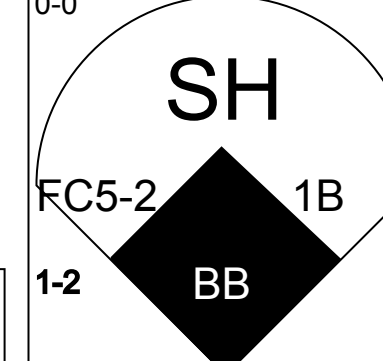
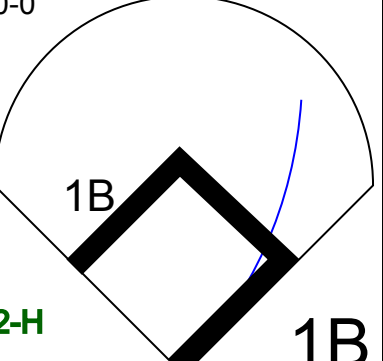
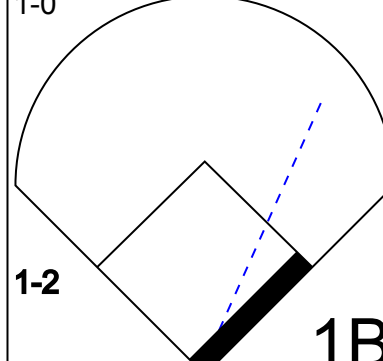
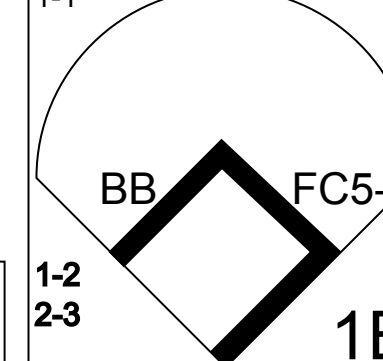
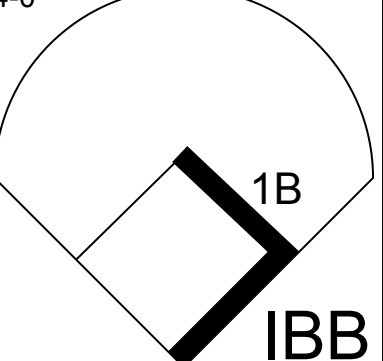
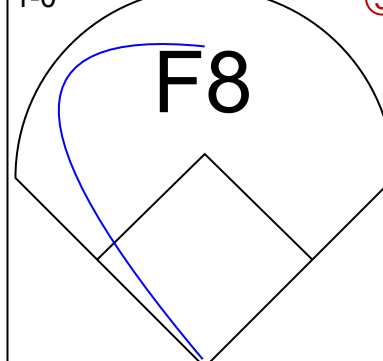

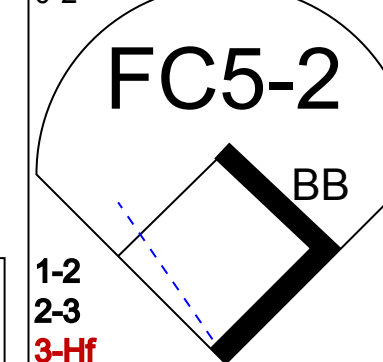
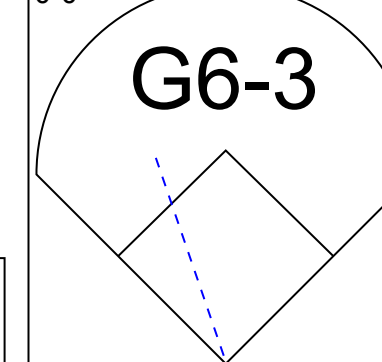


Batter	1	2	3	4	5	6	7	8	9	AB	R	H	RBI	BB	SO	LOB	TOP							
Barry Bonds, L OBP: 0.348, SLG: 0.471										3	2	1	3	2	1	0	Pittsburgh Pirates @ Philadelphia Phillies Veterans Stadium, Philadelphia, PA Thu Jun 08 1989, 7:05 PM EDT Att: 18,511 - Unknown - 75 F							
Jose Lind, R OBP: 0.272, SLG: 0.282										5	1	1	0	0	0	3								
Andy Van Slyke, L OBP: 0.333, SLG: 0.385										5	2	3	2	0	0	0								
Bobby Bonilla, S OBP: 0.349, SLG: 0.468										4	1	1	0	1	1	0								
Gary Redus, R OBP: 0.370, SLG: 0.430										5	1	3	2	0	0	0								
Jeff Robinson, R OBP: 0.394, SLG: 0.444										0	0	0	0	0	0	0								
Roger Samuels, L OBP: 0.377, SLG: 0.250										0	0	0	0	0	0	0								
Benny Distefano, L OBP: 0.377, SLG: 0.250										2	1	0	0	2	0	1								
Rey Quinones, R OBP: 0.228, SLG: 0.277										5	1	2	2	0	0	4								
Junior Ortiz, R OBP: 0.294, SLG: 0.248										3	1	1	0	1	0	1								
R.J. Reynolds, S OBP: 0.354, SLG: 0.421										1	0	0	0	0	1	1								
Bob Walk, R OBP: 0.290, SLG: 0.387										2	1	1	2	0	0	1								
Bob Kipper, R OBP: 0.333, SLG: 0.200										1	0	0	0	0	0	0								
John Cangelosi, S OBP: 0.377, SLG: 0.273										2	0	1	0	0	0	1								
Inning Stats	R: 10 E: 0 K: 0 S: 11	H: 8 LOB: 3 BB: 5 P: 31	R: 0 E: 0 K: 0 S: 3	H: 1 LOB: 0 BB: 3 P: 3	R: 0 E: 0 K: 1 S: 5	H: 0 LOB: 0 BB: 0 P: 5	R: 0 E: 0 K: 0 S: 4	H: 1 LOB: 1 BB: 0 P: 4	R: 1 E: 0 K: 1 S: 6	H: 2 LOB: 1 BB: 0 P: 6	R: 0 E: 0 K: 0 S: 3	H: 0 LOB: 0 BB: 0 P: 3	R: 0 E: 0 K: 0 S: 4	H: 1 LOB: 2 BB: 1 P: 8	R: 0 E: 0 K: 0 S: 3	H: 0 LOB: 0 BB: 0 P: 3		R: 0 E: 0 K: 2 S: 8	H: 1 LOB: 1 BB: 0 P: 8	1B: 11 2B: 2 3B: 0 HR: 1	SF: 0 SAC: 0 DP: 1 HBP: 0	WP: 0 PB: 0 SB: 1 CS: 0	PA: 45	
PITCHER	IP WLS BF H R ER SO BB IBB HBP BLK WP HR S P ERA WHIP	IP WLS BF H R ER SO BB IBB HBP BLK WP HR S P ERA WHIP	IP WLS BF H R ER SO BB IBB HBP BLK WP HR S P ERA WHIP	IP WLS BF H R ER SO BB IBB HBP BLK WP HR S P ERA WHIP	IP WLS BF H R ER SO BB IBB HBP BLK WP HR S P ERA WHIP	IP WLS BF H R ER SO BB IBB HBP BLK WP HR S P ERA WHIP	IP WLS BF H R ER SO BB IBB HBP BLK WP HR S P ERA WHIP	IP WLS BF H R ER SO BB IBB HBP BLK WP HR S P ERA WHIP	IP WLS BF H R ER SO BB IBB HBP BLK WP HR S P ERA WHIP	IP WLS BF H R ER SO BB IBB HBP BLK WP HR S P ERA WHIP	IP WLS BF H R ER SO BB IBB HBP BLK WP HR S P ERA WHIP	IP WLS BF H R ER SO BB IBB HBP BLK WP HR S P ERA WHIP	IP WLS BF H R ER SO BB IBB HBP BLK WP HR S P ERA WHIP	IP WLS BF H R ER SO BB IBB HBP BLK WP HR S P ERA WHIP	IP WLS BF H R ER SO BB IBB HBP BLK WP HR S P ERA WHIP	IP WLS BF H R ER SO BB IBB HBP BLK WP HR S P ERA WHIP		IP WLS BF H R ER SO BB IBB HBP BLK WP HR S P ERA WHIP	IP WLS BF H R ER SO BB IBB HBP BLK WP HR S P ERA WHIP	IP WLS BF H R ER SO BB IBB HBP BLK WP HR S P ERA WHIP	IP WLS BF H R ER SO BB IBB HBP BLK WP HR S P ERA WHIP	IP WLS BF H R ER SO BB IBB HBP BLK WP HR S P ERA WHIP	IP WLS BF H R ER SO BB IBB HBP BLK WP HR S P ERA WHIP	IP WLS BF H R ER SO BB IBB HBP BLK WP HR S P ERA WHIP
Larry McWilliams, L ERA: 3.97	0.1	7	4	6	6	0	1	1	0	0	0	0	0	5	13	162.00	15.000							
Steve Ontiveros, R ERA: 2.28	3.2	19	6	4	4	1	3	0	0	0	0	0	1	18	30	9.82	2.455							
Greg Harris, R ERA: 3.48	2.2	10	3	1	1	1	0	0	0	0	0	0	0	12	12	3.38	1.125							
Don Carman, L ERA: 5.16	1.1	W	5	0	0	0	1	0	0	0	0	0	0	4	8	0.00	0.750							
Steve Bedrosian, R ERA: 2.48	1.0	4	1	0	0	2	0	0	0	0	0	0	0	8	8	0.00	1.000							
Randy Ready, R OBP: 0.398, SLG: 0.378										4	3	3	0	2	0	1	Pittsburgh Pirates @ Philadelphia Phillies Veterans Stadium, Philadelphia, PA Thu Jun 08 1989, 7:05 PM EDT Att: 18,511 - Unknown - 75 F							
Tom Herr, S OBP: 0.342, SLG: 0.353										1	0	0	0	0	0	1								
Steve Jeltz, S OBP: 0.407, SLG: 0.438										4	3	2	5	1	1	2								
Von Hayes, L OBP: 0.444, SLG: 0.582										5	2	2	4	0	1	0								
John Kruk, L OBP: 0.358, SLG: 0.356										5	2	4	0	0	0	0								
Juan Samuel, R OBP: 0.296, SLG: 0.380										4	1	1	0	1	1	2								
Dwayne Murphy, L OBP: 0.335, SLG: 0.449										1	0	0	0	1	0	1								
Ricky Gutierrez, R OBP: 0.280, SLG: 0.314										2	0	1	1	0	1	1								
Don Carman, L OBP: 0.252, SLG: 0.245										0	0	0	0	0	0	0								
Bob Demier, R OBP: 0.252, SLG: 0.245										0	1	0	0	1	0	0								
Dickie Thon, R OBP: 0.293, SLG: 0.342										3	1	0	0	2	2	4								
Darren Daulton, L OBP: 0.299, SLG: 0.387										4	2	1	2	1	0	1								
Larry McWilliams, L OBP: 0.325, SLG: 0.325										0	0	0	0	0	0	0								
Steve Ontiveros, R OBP: 0.107, SLG: 0.200										1	0	0	0	0	1	1								
Mark Whitten, R OBP: 0.276, SLG: 0.321										0	0	0	0	0	0	0								
Greg Harris, R OBP: 0.333, SLG: 0.333										0	0	0	0	0	0	0								
Curt Ford, L OBP: 0.307, SLG: 0.350										2	0	1	2	0	0	0								
Steve Bedrosian, R ERA: 2.48										0	0	0	0	0	0	0								
Inning Stats	R: 2 E: 0 K: 0 S: 6	H: 3 LOB: 1 BB: 0 P: 6	R: 0 E: 0 K: 1 S: 5	H: 0 LOB: 1 BB: 1 P: 9	R: 2 E: 0 K: 1 S: 6	H: 1 LOB: 1 BB: 2 P: 14	R: 2 E: 0 K: 0 S: 4	H: 1 LOB: 0 BB: 1 P: 8	R: 0 E: 0 K: 2 S: 8	H: 1 LOB: 1 BB: 0 P: 8	R: 4 E: 0 K: 2 S: 11	H: 4 LOB: 2 BB: 2 P: 19	R: 0 E: 0 K: 1 S: 6	H: 1 LOB: 1 BB: 0 P: 6	R: 5 E: 0 K: 0 S: 6	H: 4 LOB: 1 BB: 3 P: 18	1B: 7 2B: 3 3B: 1 HR: 4	SF: 0 SAC: 1 DP: 0 HBP: 0	WP: 1 PB: 0 SB: 0 CS: 0	PA: 47				
PITCHER	IP WLS BF H R ER SO BB IBB HBP BLK WP HR S P ERA WHIP	IP WLS BF H R ER SO BB IBB HBP BLK WP HR S P ERA WHIP	IP WLS BF H R ER SO BB IBB HBP BLK WP HR S P ERA WHIP	IP WLS BF H R ER SO BB IBB HBP BLK WP HR S P ERA WHIP	IP WLS BF H R ER SO BB IBB HBP BLK WP HR S P ERA WHIP	IP WLS BF H R ER SO BB IBB HBP BLK WP HR S P ERA WHIP	IP WLS BF H R ER SO BB IBB HBP BLK WP HR S P ERA WHIP	IP WLS BF H R ER SO BB IBB HBP BLK WP HR S P ERA WHIP	IP WLS BF H R ER SO BB IBB HBP BLK WP HR S P ERA WHIP	IP WLS BF H R ER SO BB IBB HBP BLK WP HR S P ERA WHIP	IP WLS BF H R ER SO BB IBB HBP BLK WP HR S P ERA WHIP	IP WLS BF H R ER SO BB IBB HBP BLK WP HR S P ERA WHIP	IP WLS BF H R ER SO BB IBB HBP BLK WP HR S P ERA WHIP	IP WLS BF H R ER SO BB IBB HBP BLK WP HR S P ERA WHIP	IP WLS BF H R ER SO BB IBB HBP BLK WP HR S P ERA WHIP	IP WLS BF H R ER SO BB IBB HBP BLK WP HR S P ERA WHIP	IP WLS BF H R ER SO BB IBB HBP BLK WP HR S P ERA WHIP	IP WLS BF H R ER SO BB IBB HBP BLK WP HR S P ERA WHIP	IP WLS BF H R ER SO BB IBB HBP BLK WP HR S P ERA WHIP	IP WLS BF H R ER SO BB IBB HBP BLK WP HR S P ERA WHIP	IP WLS BF H R ER SO BB IBB HBP BLK WP HR S P ERA WHIP	IP WLS BF H R ER SO BB IBB HBP BLK WP HR S P ERA WHIP	IP WLS BF H R ER SO BB IBB HBP BLK WP HR S P ERA WHIP	
Bob Walk, R ERA: 4.29	3.2	20	5	6	6	2	4	0	0	0	0	0	1	20	36	14.73	2.455							
Bob Kipper, L ERA: 3.18	2.0	11	3	4	4	3	2	0	0	0	0	0	1	15	23	18.00	2.500							
Bill Landrum, R ERA: 0.44	1.1	7	3	0	0	2	0	0	0	0	0	0	0	11	11	0.00	2.250							
Jeff Robinson, R ERA: 6.32	0.1	L	5	1	4	4	2	1	0	0	1	0	2	14	14	108.00	9.000							
Roger Samuels, L ERA: 9.92	0.2	4	3	1	1	0	0	0	0	0	0	0	0	4	4	13.50	4.500							

Batter	1	2	3	4	5	6	7	8	9	AB	R	H	RBI	BB	SO	LOB	TOP					
Randy Ready, R OBP: 0.388, SLG: 0.367 (1, 5)	L6		G5-3			FC6-4 1B			1-1 1B	4	0	2	0	0	0	0	Philadelphia Phillies @ Montreal Expos Olympic Stadium, Montreal, QB Sat Jun 10 1989, 7:05 PM EDT Att: 23,981 - Unknown					
Tom Herr, S OBP: 0.335, SLG: 0.358 (1, 4)	HR		L8			FC6-4 1-2			2-1 L9	4	1	1	1	0	0	2						
Von Hayes, L OBP: 0.430, SLG: 0.557 (1, 3)	F7				G3				2-1 F7	4	0	0	0	0	1	2						
John Kruk, L OBP: 0.352, SLG: 0.343 (1, 7)	S 1B				G1-3				2-1 G3	4	0	1	0	0	0	1						
Juan Samuel, R OBP: 0.290, SLG: 0.371 (1, 8)	K				PO 1B				1-3 K	3	0	1	0	0	2	1						
Dwayne Murphy, L OBP: 0.323, SLG: 0.407 (1, 9)			K		PO 1-2				3-3 K	3	0	0	0	0	2	0						
Dickie Thon, R OBP: 0.294, SLG: 0.348 (1, 6)			K						1-3 K	3	0	0	0	0	3	0						
Steve Lake, R OBP: 0.317, SLG: 0.320 (1, 2)			G5-3						0-0 G1-3	3	0	0	0	0	0	0						
Bruce Ruffin, S OBP: 0.401, SLG: 0.250 (5, PH)									0-2 G1-3	1	0	0	0	0	1	0						
Mark Ford, L OBP: 0.328, SLG: 0.333 (5, PH)										1	0	0	0	0	0	0						
Larry McWilliams, L OBP: 0.342, SLG: 0.125 (5, PH)										0	0	0	0	0	0	0						
Jeff Parrett, R OBP: 0.317, SLG: 0.367 (5, PH)										0	0	0	0	0	0	0						
Curt Ford, L OBP: 0.328, SLG: 0.333 (5, PH)										1	0	0	0	0	0	0						
Greg Harris, S OBP: 0.317, SLG: 0.367 (5, PH)										0	0	0	0	0	0	0						
Inning Stats	R: 1 E: 0 K: 1 S: 15	H: 2 LOB: 1 BB: 0 P: 24	R: 0 E: 0 K: 2 S: 7	H: 0 LOB: 0 BB: 0 P: 9	R: 0 E: 0 K: 1 S: 7	H: 0 LOB: 0 BB: 0 P: 11	R: 0 E: 0 K: 0 S: 6	H: 1 LOB: 0 BB: 0 P: 10	R: 0 E: 0 K: 1 S: 7	H: 0 LOB: 0 BB: 0 P: 13	R: 0 E: 0 K: 1 S: 14	H: 1 LOB: 1 BB: 0 P: 17	R: 0 E: 0 K: 2 S: 7	H: 0 LOB: 0 BB: 0 P: 12	R: 0 E: 0 K: 1 S: 8	H: 0 LOB: 0 BB: 0 P: 9	R: 0 E: 0 K: 0 S: 8	H: 1 LOB: 1 BB: 0 P: 15	1B: 4 2B: 0 3B: 0 HR: 1	SF: 0 SAC: 0 DP: 0 HBP: 0	WP: 0 PB: 0 SB: 1 CS: 0	PA: 32
PITCHER Bryn Smith, R ERA: 2.23 (1, 1)	IP: 9.0 WLS: W BF: 31 H: 5 R: 1 ER: 1 SO: 9 BB: 0 IBB: 0 HBP: 0 BLK: 0 WP: 0 HR: 1 S: 79 P: 120 ERA: 1.00 WHIP: 0.556															PITCHER	IP: 9.0 WLS: W BF: 31 H: 5 R: 1 ER: 1 SO: 9 BB: 0 IBB: 0 HBP: 0 BLK: 0 WP: 0 HR: 1 S: 79 P: 120 ERA: 1.00 WHIP: 0.556					

Batter	1	2	3	4	5	6	7	8	9	AB	R	H	RBI	BB	SO	LOB	BOTTOM			
Otis Nixon, S OBP: 0.333, SLG: 0.294 (1, 8) (7, 7)	F9	G5-3				K			4-0 2B BB	4	1	1	1	1	1	1	Philadelphia Phillies @ Montreal Expos Olympic Stadium, Montreal, QB Sat Jun 10 1989, 7:05 PM EDT Att: 23,981 - Unknown			
Rex Hudler, R OBP: 0.368, SLG: 0.611 (1, 7) (6, PH)	G4-3					2B			1-2 2-3 2B BB	3	1	2	0	0	0	0				
Tim Raines, S OBP: 0.417, SLG: 0.483 (6, PH)						2B			1-2 2-3 2B BB	1	1	1	3	0	0	0				
Dave Martinez, L OBP: 0.317, SLG: 0.367 (7, 8)						2B			1-1 2-3 2B BB	1	0	0	0	0	1	1				
Andres Galarraga, R OBP: 0.326, SLG: 0.428 (1, 3)	E 1B 2B					L9			0-0 L9	5	2	2	1	0	2	2				
Hubie Brooks, R OBP: 0.297, SLG: 0.380 (1, 9)	E3 1B					2B			0-2 2B	4	1	3	2	1	0	1				
Tim Wallach, R OBP: 0.303, SLG: 0.393 (1, 5)	FC6 1B					2B			2-3 2B	4	0	2	2	1	0	2				
Damaso Garcia, R OBP: 0.297, SLG: 0.301 (1, 4)	FC6 1-2					G4-3			4-0 IBB	4	0	0	0	0	1	5				
Mike Fitzgerald, R OBP: 0.349, SLG: 0.385 (1, 2)						G6-3			3-1 2B SH	4	1	2	0	0	0	0				
Spike Owen, S OBP: 0.377, SLG: 0.380 (1, 6)						FC4 SH1-4			3-2 F7	4	1	2	0	0	0	2				
Bryn Smith, R OBP: 0.185, SLG: 0.083 (1, 1)						SH1-4			0-0 SH BB	2	1	0	0	0	0	2				
Inning Stats	R: 1 E: 1 K: 0 S: 16	H: 2 LOB: 2 BB: 0 P: 26	R: 0 E: 0 K: 0 S: 9	H: 1 LOB: 1 BB: 0 P: 14	R: 0 E: 0 K: 0 S: 6	H: 1 LOB: 1 BB: 1 P: 13	R: 0 E: 0 K: 0 S: 6	H: 1 LOB: 1 BB: 0 P: 9	R: 2 E: 0 K: 1 S: 13	H: 3 LOB: 1 BB: 1 P: 21	R: 5 E: 1 K: 2 S: 20	H: 4 LOB: 1 BB: 1 P: 36	R: 1 E: 0 K: 1 S: 11	H: 2 LOB: 1 BB: 0 P: 16	R: 0 E: 0 K: 1 S: 6	H: 1 LOB: 0 BB: 0 P: 7	1B: 7 2B: 8 3B: 0 HR: 0	SF: 0 SAC: 2 DP: 2 HBP: 0	WP: 0 PB: 0 SB: 0 CS: 1	PA: 41
PITCHER Bruce Ruffin, L ERA: 6.52 Larry McWilliams, L ERA: 4.26 Jeff Parrett, R ERA: 4.26 Greg Harris, R ERA: 3.3 (1, 1)	IP: 5.0 WLS: L BF: 24 H: 3 R: 3 ER: 2 SO: 1 BB: 1 IBB: 0 HBP: 0 BLK: 0 WP: 0 HR: 0 S: 50 P: 83 ERA: 3.60 WHIP: 1.800															PITCHER	IP: 5.0 WLS: L BF: 24 H: 3 R: 3 ER: 2 SO: 1 BB: 1 IBB: 0 HBP: 0 BLK: 0 WP: 0 HR: 0 S: 50 P: 83 ERA: 3.60 WHIP: 1.800			

Batter	1	2	3	4	5	6	7	8	9	AB	R	H	RBI	BB	SO	LOB	TOP					
Bob Dernier, R OBP: 0.252, SLG: 0.237 (1, 8)										3	1	0	0	1	1	3	Philadelphia Phillies @ Montreal Expos Olympic Stadium, Montreal, QB Sun Jun 11 1989, 3:33 AM EDT Att: 34,365 - Unknown					
Randy Ready, R OBP: 0.393, SLG: 0.356 (1, 4)										3	1	0	0	1	0	0						
Von Hayes, L OBP: 0.435, SLG: 0.569 (1, 5)										3	0	2	2	1	0	0						
John Kruk, L OBP: 0.341, SLG: 0.330 (1, 7)										4	0	0	0	0	1	3						
Ricky Jordan, R OBP: 0.289, SLG: 0.312 (1, 3)										4	0	1	0	0	0	0						
Curt Ford, L OBP: 0.286, SLG: 0.348 (1, 9)										4	0	1	0	0	2	1						
Steve Jeltz, S OBP: 0.389, SLG: 0.416 (1, 6)										4	0	0	0	0	2	2						
Darren Daulton, L OBP: 0.292, SLG: 0.368 (1, 2)										3	0	0	0	1	0	1						
Bob Sebra, R (1, 1)										1	0	0	0	1	0	0						
Don Carman, L (5, 1)										0	0	0	0	0	0	0						
Greg Harris, S (6, 1)										0	0	0	0	0	0	0						
Mark Ryal, L OBP: 0.281, SLG: 0.323 (7, FH)										1	0	0	0	0	1	0						
Steve Bedrosian, R (7, 1)										0	0	0	0	0	0	0						
Inning Stats	R: 0 E: 0 K: 1 S: 10	H: 0 LOB: 1 BB: 1 P: 20	R: 0 E: 0 K: 2 S: 11	H: 0 LOB: 0 BB: 0 P: 17	R: 2 E: 0 K: 1 S: 16	H: 1 LOB: 1 BB: 2 P: 30	R: 0 E: 0 K: 0 S: 12	H: 1 LOB: 3 BB: 2 P: 24	R: 0 E: 0 K: 0 S: 8	H: 0 LOB: 0 BB: 0 P: 11	R: 0 E: 0 K: 0 S: 6	H: 0 LOB: 0 BB: 0 P: 6	R: 0 E: 0 K: 1 S: 6	H: 0 LOB: 0 BB: 0 P: 6	R: 0 E: 0 K: 0 S: 8	H: 0 LOB: 0 BB: 0 P: 10	R: 0 E: 0 K: 2 S: 15	H: 1 LOB: 1 BB: 0 P: 23	1B: 2 2B: 1 3B: 1 HR: 0	SF: 0 SAC: 0 DP: 1 HBP: 0	WP: 0 PB: 0 SB: 0 CS: 0	PA: 35
PITCHER	IP	WLS	BF	H	R	ER	SO	BB	IBB	HBP	BLK	WP	HR	S	P	ERA	WHIP					
Pascual Perez, R ERA: 4.5 (1, 1)	8.0	W	31	3	2	2	5	4	1	0	0	0	0	77	124	2.25	0.875					
Tim Burke, R ERA: 2.6 (9, 1)	1.0		4	1	0	0	2	0	0	0	0	0	0	15	23	0.00	1.000					

Batter	1	2	3	4	5	6	7	8	9	AB	R	H	RBI	BB	SO	LOB	BOTTOM				
Dave Martinez, L OBP: 0.317, SLG: 0.362 (1, 8)										2	0	0	1	1	0	0	Philadelphia Phillies @ Montreal Expos Olympic Stadium, Montreal, QB Sun Jun 11 1989, 3:33 AM EDT Att: 34,365 - Unknown				
Otis Nixon, S OBP: 0.328, SLG: 0.289 (5, FH) (6, 8)										2	0	0	0	0	0	3					
Tom Foley, L OBP: 0.320, SLG: 0.355 (1, 4)										5	1	1	1	0	0	3					
Andres Galarraga, R OBP: 0.323, SLG: 0.427 (1, 3)										5	2	1	0	0	1	0					
Tim Raines, S OBP: 0.417, SLG: 0.483 (1, 7)										4	2	1	0	1	1	1					
Hubie Brooks, R OBP: 0.295, SLG: 0.376 (1, 9)										5	0	1	1	0	0	3					
Tim Wallach, R OBP: 0.306, SLG: 0.399 (1, 5)										4	1	2	3	0	0	1					
Marty Pevey, L OBP: 0.219, SLG: 0.313 (1, 2)										3	1	3	1	0	0	0					
Spike Owen, S OBP: 0.384, SLG: 0.382 (1, 6)										2	0	1	0	2	0	2					
Pascual Perez, R OBP: 0.190, SLG: 0.300 (1, 1)										4	0	1	0	0	1	5					
Tim Burke, R (9, 1)										0	0	0	0	0	0	0					
Inning Stats	R: 1 E: 0 K: 2 S: 9	H: 1 LOB: 0 BB: 0 P: 16	R: 0 E: 0 K: 1 S: 9	H: 1 LOB: 2 BB: 1 P: 16	R: 0 E: 0 K: 0 S: 7	H: 0 LOB: 0 BB: 0 P: 9	R: 2 E: 2 K: 0 S: 21	H: 3 LOB: 3 BB: 1 P: 35	R: 2 E: 1 K: 0 S: 12	H: 3 LOB: 2 BB: 1 P: 25	R: 0 E: 0 K: 0 S: 6	H: 0 LOB: 0 BB: 0 P: 9	R: 0 E: 0 K: 0 S: 4	H: 0 LOB: 0 BB: 0 P: 4	R: 0 E: 0 K: 0 S: 4	H: 0 LOB: 0 BB: 0 P: 4	1B: 6 2B: 4 3B: 0 HR: 1	SF: 0 SAC: 1 DP: 0 HBP: 0	WP: 0 PB: 0 SB: 0 CS: 0	PA: 41	
PITCHER	IP	WLS	BF	H	R	ER	SO	BB	IBB	HBP	BLK	WP	HR	S	P	ERA	WHIP				
Bob Sebra, R ERA: 3.82 (1, 1)	4.2	L	27	5	2	2	0	1	2	0	0	0	0	7	15	3.86	1.929				
Don Carman, L ERA: 5.32 (5, 1)	0.2		4	1	2	2	0	1	0	0	0	0	0	6	8	0.00	3.000				
Greg Harris, R ERA: 3.25 (6, 1)	0.2		4	2	0	0	0	0	0	0	0	0	0	6	8	0.00	3.000				
Steve Bedrosian, R ERA: 2.32 (7, 1)	2.0		6	0	0	0	0	0	0	0	0	0	0	10	13	0.00	0.000				

Batter	1	2	3	4	5	6	7	8	9	AB	R	H	RBI	BB	SO	LOB	TOP										
Bob Dernier, R (1, 7) OBP: 0.250, SLG: 0.245 Dwayne Murphy, L (9, PH) OBP: 0.317, SLG: 0.400	2-1 1B G4-3 2B		2-1 F7		0-1 E1 WP 1B	0-0 B1-3			3-2 F7	4	1	1	0	0	0	2											
Randy Ready, R (1, 5) OBP: 0.389, SLG: 0.355	0-1 1B G4-3 2-3 1B		0-2 L3		1-2 WP 1B		4-2 S BB		0-3 K	4	0	2	0	1	1	0											
Tom Herr, S (1, 4) OBP: 0.336, SLG: 0.356	0-0 G4-3 1-2 3-H		2-2 G4-3		2-2 F3		1-3 K 1-2		4-1 1B BB	4	0	0	1	1	1	5											
Von Hayes, L (1, 9) OBP: 0.434, SLG: 0.562	1-0 P4			2-2 G1-3		3-3 K		2-3 K	0-0 1B BB	5	0	1	0	0	2	4											
Juan Samuel, R (1, 8) OBP: 0.305, SLG: 0.376	2-2 1B			2-3 K G1-3		0-0 1B SF8 1B			2-3 K	4	1	2	0	1	2	2											
John Knick, L (1, 3) Lary McWilliams, L (7, 1) Mark Ryal, L (8, 3)	0-1 F9			2-2 G1-3		0-1 2B SH2-3 1B			0-0 F7	4	1	1	0	0	0	5											
Dickie Thon, R (1, 6) OBP: 0.291, SLG: 0.358		1-3 K		0-0 P5		0-0 SF8			0-1 F9	3	0	0	1	0	1	1	AB 35										
Steve Lake, R (1, 2) Darren Daulton, L (8, PH) OBP: 0.290, SLG: 0.365		2-2 G5-3			2-3 K	0-2 SH2-3 2B			1-0 P5	3	0	1	0	0	1	0	R 4										
Steve Ontiveros, R (1, 1) Steve Jeltz, S (6, PH) Don Carman, L (6, 1) Jeff Parrett, R (7, 1) Curt Ford, L (7, 9) Steve Bedrosian, R (8, 1)		0-1 L1			4-0 1B E WP BB	1-0 SH2-3			2-2 P5	1	0	0	0	1	0	0	H 8										
Inning Stats	R: 1 E: 0 K: 0 S: 11	H: 3 LOB: 2 BB: 0 P: 16	R: 0 E: 0 K: 1 S: 8	H: 0 LOB: 0 BB: 0 P: 11	R: 0 E: 0 K: 1 S: 8	H: 0 LOB: 1 BB: 0 P: 12	R: 1 E: 1 K: 2 S: 16	H: 1 LOB: 2 BB: 1 P: 28	R: 2 E: 0 K: 0 S: 10	H: 3 LOB: 1 BB: 0 P: 11	R: 0 E: 0 K: 2 S: 15	H: 0 LOB: 0 BB: 2 P: 25	R: 0 E: 0 K: 0 S: 7	H: 0 LOB: 0 BB: 1 P: 10	R: 0 E: 0 K: 2 S: 14	H: 1 LOB: 2 BB: 1 P: 23	1B: 6 2B: 2 3B: 0 HR: 0	SF: 1 SAC: 1 DP: 0 HBP: 0	WP: 1 PB: 1 SB: 1 CS: 0	PA: 41							
PITCHER	IP	WLS	BF	H	R	ER	SO	BB	IBB	HBP	BLK	WP	HR	S	P	ERA	WHIP										
John Smiley, L (1, 1) ERA: 3.03	7.0	W	33	7	4	3	6	2	1	0	0	1	0	80	121	3.86	1.286										
Bill Landrum, R (8, 1) ERA: 0.39	2.0	S	8	1	0	0	2	1	0	0	0	0	0	21	33	0.00	1.000										

Philadelphia Phillies @ Pittsburgh Pirates
Three Rivers Stadium, Pittsburgh, PA
Wed Jun 14 1989, 7:05 PM EDT
Att. 7,407 - Unknown - 70 F

AB 35
R 4
H 8
RBI 3
BB 4
SO 8
LOB 19



Batter	1	2	3	4	5	6	7	8	9	AB	R	H	RBI	BB	SO	LOB	BOTTOM										
Gary Redus, R (1, 3) OBP: 0.365, SLG: 0.392	2-2 G5-3		4-0 1B BB	0-2 F9			4-1 3B BB	2-1 S 1B		3	2	1	0	2	0	1											
Jose Lind, R (1, 4) OBP: 0.283, SLG: 0.283	4-1 G1-3 BB		2-1 1B WP 1B		4-0 G1-6-3 BB		0-0 L9	3-2 L3		3	1	1	0	2	0	4											
Andy Van Slyke, L (1, 8) OBP: 0.335, SLG: 0.410	1-0 G1-3		0-0 WP 1B		1-2 G1-6-3		0-0 1B 3B	4-0 IBB		4	1	2	3	1	0	2											
Bobby Bonilla, S (1, 5) OBP: 0.351, SLG: 0.470 Jeff King, R (6, PR) OBP: 0.292, SLG: 0.381	2-2 G6-3		3-1 F7		3-2 CS		2-1 BB 1B	0-1 L6		3	0	1	0	0	0	2											
Rafael Belliard, R (8, 5) OBP: 0.284, SLG: 0.297			1-2 3-H		1-2 1B		3-H 1B			1	0	0	0	0	0	3											
Barry Bonds, L (1, 7) OBP: 0.345, SLG: 0.450		3-2 G4-3	0-1 G1-3		3-2 CS	2-3 K				3	0	0	0	1	1	1											
R.J. Reynolds, S (1, 9) OBP: 0.387, SLG: 0.434 Bill Landrum, R (8, 1)		4-1 S G5-3 BB		2-2 G4-3 1B 2B		3-2 1B				3	1	2	0	1	1	2											
Rey Quinones, R (1, 6) OBP: 0.242, SLG: 0.312		0-0 G5-3		1-1 G4-3		1-3 K				4	0	0	0	0	1	5											
Junior Ortiz, R (1, 2) OBP: 0.285, SLG: 0.242		2-3 K		0-1 SH1-4 1B		2-0 P2				4	0	1	1	0	1	2											
John Smiley, L (1, 1) ERA: 2.83 Don Carman, L (6, 1) ERA: 5.5 Jeff Parrett, R (7, 1) ERA: 4.5 Larry McWilliams, L (7, 1) ERA: 4.05 Steve Bedrosian, R (8, 1) ERA: 2.7		0-0 F8		0-0 SH1-4		1-2 3B 2B		2-0 S 1B 1B		1	0	0	0	0	0	0											
Inning Stats	R: 0 E: 0 K: 0 S: 8	H: 0 LOB: 1 BB: 1 P: 17	R: 0 E: 0 K: 1 S: 9	H: 0 LOB: 1 BB: 1 P: 18	R: 2 E: 0 K: 0 S: 8	H: 2 LOB: 1 BB: 1 P: 17	R: 1 E: 0 K: 0 S: 13	H: 2 LOB: 1 BB: 0 P: 16	R: 0 E: 0 K: 2 S: 10	H: 1 LOB: 1 BB: 1 P: 21	R: 0 E: 0 K: 2 S: 11	H: 1 LOB: 0 BB: 0 P: 19	R: 3 E: 0 K: 1 S: 15	H: 3 LOB: 2 BB: 2 P: 27	R: 0 E: 0 K: 0 S: 10	H: 2 LOB: 3 BB: 1 P: 21	1B: 8 2B: 2 3B: 1 HR: 0	SF: 0 SAC: 1 DP: 1 HBP: 0	WP: 1 PB: 0 SB: 3 CS: 1	PA: 41							
PITCHER	IP	WLS	BF	H	R	ER	SO	BB	IBB	HBP	BLK	WP	HR	S	P	ERA	WHIP										
Steve Ontiveros, R (1, 1) ERA: 2.83	5.0	L	6	2	2	2	2	1	0	0	0	0	0	15	28	18.00	3.000										
Jeff Parrett, R (7, 1) ERA: 4.5	0.1		3	2	1	1	0	0	0	0	0	0	0	5	6	27.00	6.000										
Larry McWilliams, L (7, 1) ERA: 4.05	1.0		6	2	0	0	1	1	0	0	0	0	0	11	21	0.00	3.000										
Steve Bedrosian, R (8, 1) ERA: 2.7	0.2		3	0	0	0	0	0	1	0	0	0	0	5	12	0.00	0.000										

Philadelphia Phillies @ Pittsburgh Pirates
Three Rivers Stadium, Pittsburgh, PA
Wed Jun 14 1989, 7:05 PM EDT
Att. 7,407 - Unknown - 70 F

AB 32
R 6
H 11
RBI 5
BB 7
SO 4
LOB 22




Batter	1	2	3	4	5	6	7	8	9	AB	R	H	RBI	BB	SO	LOB	TOP					
Randy Ready, R (1, 5) OBP: 0.385, SLG: 0.377			5-3		L7		G6-4-3			4	1	1	1	0	0	3	Philadelphia Phillies @ Pittsburgh Pirates Three Rivers Stadium, Pittsburgh, PA Thu Jun 15 1989, 7:05 PM EDT Att: 15,428 - Unknown					
Tom Herr, S (1, 4) OBP: 0.335, SLG: 0.358	K		K			G3		F7		4	1	1	0	0	2	0						
Von Hayes, L (1, 9) OBP: 0.435, SLG: 0.563					F4	G3			BB	3	0	1	0	1	0	1						
John Kruk, L (1, 3) OBP: 0.331, SLG: 0.315	6-3			K2-3				F7		4	0	1	1	0	1	2						
Juan Samuel, R (1, 8) OBP: 0.304, SLG: 0.389	K				F9			K		4	1	1	1	0	2	3						
Dwayne Murphy, L (1, 7) OBP: 0.303, SLG: 0.379		K		4-3					F8	3	0	0	0	0	2	1						
Bob Dernier, R (9, PH) OBP: 0.248, SLG: 0.243						K				1	0	0	0	0	0	0						
Steve Jeltz, S (1, 6) OBP: 0.380, SLG: 0.395		4-3			F8			F9		3	0	0	0	1	0	0						
Darren Daulton, L (1, 2) OBP: 0.284, SLG: 0.357		4-3			F8					3	0	0	0	0	0	1						
Dickie Thon, R (9, PH) OBP: 0.294, SLG: 0.358							5-3			0	0	0	0	1	0	0						
Floyd Youmans, R (1, 1) OBP: 0.283, SLG: 0.583			K						F8	0	0	0	0	0	0	0						
Bob Sebra, R (1, 1) OBP: 0.348, SLG: 0.348										1	0	0	0	1	1	0						
Greg Harris, S (5, 1) OBP: 0.336, SLG: 0.348										0	0	0	0	0	0	0						
Curt Ford, L (7, PH) OBP: 0.296, SLG: 0.319										1	0	1	0	0	0	0						
Don Carman, L (7, 1) OBP: 0.296, SLG: 0.319										0	0	0	0	0	0	0						
Ricky Jordan, R (9, PH) OBP: 0.296, SLG: 0.319										0	0	0	0	0	0	0						
Mark Ryaf, L (9, PH) OBP: 0.273, SLG: 0.313										1	0	0	0	0	0	1						
Inning Stats	R: 1 E: 0 K: 2 S: 9	H: 2 LOB: 1 BB: 0 P: 9	R: 0 E: 0 K: 1 S: 5	H: 0 LOB: 0 BB: 0 P: 5	R: 0 E: 0 K: 2 S: 7	H: 0 LOB: 0 BB: 0 P: 7	R: 1 E: 0 K: 1 S: 6	H: 1 LOB: 0 BB: 0 P: 6	R: 0 E: 0 K: 0 S: 3	H: 0 LOB: 1 BB: 1 P: 7	R: 1 E: 0 K: 1 S: 7	H: 2 LOB: 1 BB: 0 P: 7	R: 0 E: 0 K: 0 S: 3	H: 1 LOB: 1 BB: 1 P: 7	R: 0 E: 0 K: 1 S: 5	H: 0 LOB: 1 BB: 1 P: 9	R: 0 E: 0 K: 0 S: 3	H: 0 LOB: 1 BB: 1 P: 7	1B: 2 2B: 2 3B: 0 HR: 2	SF: 0 SAC: 0 DP: 1 HBP: 0	WP: 0 PB: 0 CS: 0	PA: 36
PITCHER	IP WLS BF H R ER SO BB IBB HBP BLK WP HR S P ERA WHIP																					
Doug Drabek, R (1, 1) ERA: 2.57	7.0 W 28 6 3 3 7 2 0 0 0 0 2 40 48 3.86 1.143																					
Bob Kipper, L (8, 1) ERA: 2.98	1.2 7 0 0 0 1 2 0 0 0 0 0 7 15 0.00 1.200																					
Bill Landrum, R (9, 1) ERA: 0.38	0.1 S 1 0 0 0 0 0 0 0 0 0 0 1 1 0.00 0.000																					

Batter	1	2	3	4	5	6	7	8	9	AB	R	H	RBI	BB	SO	LOB	BOTTOM			
Gary Redus, R (1, 3) OBP: 0.367, SLG: 0.416	P5			5-3		WP		P3		4	2	1	1	1	0	2	Philadelphia Phillies @ Pittsburgh Pirates Three Rivers Stadium, Pittsburgh, PA Thu Jun 15 1989, 7:05 PM EDT Att: 15,428 - Unknown			
Jose Lind, R (1, 4) OBP: 0.290, SLG: 0.300	4-3					K				4	1	2	1	1	1	1				
Andy Van Slyke, L (1, 8) OBP: 0.350, SLG: 0.411			G3		E					2	0	1	0	1	0	1				
Bobby Bonilla, S (1, 5) OBP: 0.348, SLG: 0.464	G3				F7					5	1	1	0	0	0	5				
Barry Bonds, L (1, 7) OBP: 0.346, SLG: 0.450		6-3		E6						4	1	1	1	1	0	2				
Glenn Wilson, R (1, 9) OBP: 0.371, SLG: 0.510										3	0	1	0	1	0	2				
R.J. Reynolds, S (8, 9) OBP: 0.367, SLG: 0.434	L9									0	0	0	0	0	0	0				
Junior Ortiz, R (1, 2) OBP: 0.291, SLG: 0.238										2	0	0	0	2	1	1				
Rafael Belliard, R (1, 6) OBP: 0.282, SLG: 0.294			F5							4	0	1	0	0	0	5				
Doug Drabek, R (1, 1) OBP: 0.161, SLG: 0.103										3	0	0	0	0	0	2				
Jeff King, R (7, PH) OBP: 0.260, SLG: 0.364										1	0	0	0	0	0	2				
Bob Kipper, R (8, 1) OBP: 0.333, SLG: 0.200										0	0	0	0	0	0	0				
Bill Landrum, R (9, 1) ERA: 0.38										0	0	0	0	0	0	0				
Inning Stats	R: 0 E: 0 K: 0 S: 3	H: 0 LOB: 1 BB: 0 P: 4	R: 0 E: 0 K: 1 S: 5	H: 0 LOB: 0 BB: 0 P: 5	R: 1 E: 0 K: 0 S: 5	H: 2 LOB: 1 BB: 0 P: 5	R: 2 E: 1 K: 0 S: 6	H: 3 LOB: 2 BB: 1 P: 10	R: 1 E: 0 K: 0 S: 4	H: 1 LOB: 3 BB: 2 P: 13	R: 1 E: 0 K: 1 S: 5	H: 0 LOB: 1 BB: 2 P: 13	R: 0 E: 0 K: 0 S: 4	H: 1 LOB: 2 BB: 1 P: 8	R: 0 E: 0 K: 0 S: 4	H: 1 LOB: 2 BB: 1 P: 8	1B: 5 2B: 1 3B: 0 HR: 2	SF: 0 SAC: 0 DP: 0 HBP: 2	WP: 2 PB: 0 CS: 0	PA: 41
PITCHER	IP WLS BF H R ER SO BB IBB HBP BLK WP HR S P ERA WHIP																			
Floyd Youmans, R (1, 1) ERA: 5.35	0.2 2 0 0 0 0 0 0 0 0 0 2 19 29 9.82 2.182																			
Bob Sebra, R (1, 1) ERA: 4.69	3.2 L 21 6 4 4 1 2 0 2 0 0 2 19 29 9.82 2.182																			
Greg Harris, R (5, 1) ERA: 3.33	1.2 8 0 1 1 1 3 0 0 0 0 2 0 7 19 5.40 1.800																			
Don Carman, L (7, 1) ERA: 5.35	2.0 10 2 0 0 0 2 0 0 0 0 0 8 16 0.00 2.000																			

Batter	1	2	3	4	5	6	7	8	9	AB	R	H	RBI	BB	SO	LOB	TOP				
Mookie Wilson, S OBP: 0.233, SLG: 0.288 (1, 8) (7, 9)										5	2	2	1	0	1	4	New York Mets @ Philadelphia Phillies Veterans Stadium, Philadelphia, PA Fri Jun 16 1989, 7:05 PM EDT Att: 33,135 - Unknown				
Howard Johnson, S OBP: 0.352, SLG: 0.252 (1, 5) (8, 6)										6	1	2	1	0	1	2					
Kevin McReynolds, R OBP: 0.355, SLG: 0.429 (1, 7)										5	2	3	2	1	0	0					
Darryl Strawberry, L OBP: 0.316, SLG: 0.493 Randy Myers, L (7, 1)										4	1	1	0	1	1	3					
Gregg Jefferies, S OBP: 0.262, SLG: 0.315 (1, 4)										5	3	2	4	1	0	2					
Dave Magadan, L OBP: 0.378, SLG: 0.439 (1, 3) (8, 5)										4	2	2	1	2	0	1					
Barry Lyons, R OBP: 0.319, SLG: 0.377 Lee Mazzilli, S OBP: 0.422, SLG: 0.424 (8, 3) (8, 3)										3	0	0	0	1	1	4					
Kevin Elster, R OBP: 0.262, SLG: 0.292 Mackey Sasser, L OBP: 0.326, SLG: 0.407 (8, 2) (8, 2)										4	1	2	2	0	1	3					
David Cone, L OBP: 0.250, SLG: 0.192 Roger McDowell, R OBP: 0.300, SLG: 0.500 Mark Carman, R OBP: 0.250, SLG: 0.522 Don Aase, R OBP: 0.362, SLG: 0.410 (1, 1) (3, 1) (6, PH) (6, 1) (7, 8)										2	1	1	0	0	1	3					
Inning Stats	R: 8 E: 0 K: 1 S: 30	H: 8 LOB: 2 BB: 2 P: 52	R: 0 E: 0 K: 2 S: 13	H: 0 LOB: 3 BB: 3 P: 28	R: 1 E: 0 K: 1 S: 9	H: 2 LOB: 2 BB: 1 P: 19	R: 0 E: 0 K: 0 S: 10	H: 0 LOB: 1 BB: 0 P: 13	R: 0 E: 0 K: 1 S: 10	H: 3 LOB: 1 BB: 0 P: 12	R: 0 E: 0 K: 1 S: 8	H: 0 LOB: 0 BB: 0 P: 10	R: 3 E: 1 K: 0 S: 14	H: 1 LOB: 1 BB: 1 P: 21	R: 2 E: 1 K: 1 S: 13	H: 2 LOB: 0 BB: 0 P: 19		1B: 9 2B: 6 3B: 1 HR: 1	SF: 1 SAC: 0 DP: 0 HBP: 1	WP: 2 PB: 0 SB: 2 CS: 0	PA: 52
PITCHER	IP WLS BF H R ER SO BB IBB HBP BLK WP HR S P ERA WHIP																				
Bruce Ruffin, L ERA: 9.74 Greg Harris, R ERA: 3.39 Don Carman, L ERA: 5.26 Jeff Parrett, R ERA: 4.37 Steve Bedrosian, R ERA: 3.21 (1, 1) (2, 1) (4, 1) (7, 1) (8, 1)	1.0 15 8 8 8 1 4 0 0 0 0 2 0 33 63 72.00 12.000	2.0 10 2 1 1 3 1 1 0 0 0 0 0 19 36 4.50 1.500	3.0 12 4 1 1 1 0 0 0 0 0 0 0 29 40 3.00 1.333	1.0 4 0 1 1 1 0 0 0 0 0 0 0 11 14 9.00 0.000	2.0 L 11 3 4 3 1 1 0 1 0 0 0 1 24 36 13.50 2.000																

Batter	1	2	3	4	5	6	7	8	9	AB	R	H	RBI	BB	SO	LOB	BOTTOM			
Randy Ready, R OBP: 0.390, SLG: 0.403 (1, 5)										5	2	2	1	0	1	4	New York Mets @ Philadelphia Phillies Veterans Stadium, Philadelphia, PA Fri Jun 16 1989, 7:05 PM EDT Att: 33,135 - Unknown			
Tom Herr, S OBP: 0.335, SLG: 0.362 (1, 4)										6	2	2	0	0	1	2				
Von Hayes, L OBP: 0.440, SLG: 0.565 (1, 9)										3	3	1	0	3	1	1				
John Kruk, L OBP: 0.338, SLG: 0.333 (8, 3) (8, 3)										5	2	2	2	1	0	4				
Juan Samuel, R OBP: 0.307, SLG: 0.400 (1, 8)										5	1	2	3	0	1	4				
Ricky Jordan, R OBP: 0.291, SLG: 0.333 (1, 3)										5	1	1	3	0	2	4				
Dickie Thon, R OBP: 0.297, SLG: 0.365 (1, 6)										5	0	2	1	0	0	1				
Darren Daulton, L OBP: 0.296, SLG: 0.354 Steve Lake, R OBP: 0.344, SLG: 0.373 (1, 2) (8, PH) (9, 2)										1	0	0	0	3	0	0				
Bruce Ruffin, S ERA: 4.60 Greg Harris, S ERA: 3.31 Mark Ryal, L ERA: 3.31 Don Carman, L ERA: 5.26 Curt Ford, L ERA: 3.0 Jeff Parrett, R ERA: 4.37 Steve Bedrosian, R ERA: 3.21 Bob Demier, R ERA: 1.13 (1, 1) (2, 1) (3, PH) (4, 1) (5, PH) (7, 1) (8, 1) (8, 7)										0	0	0	0	0	0	0				
Inning Stats	R: 5 E: 0 K: 0 S: 17	H: 5 LOB: 0 BB: 0 P: 25	R: 0 E: 0 K: 1 S: 6	H: 0 LOB: 0 BB: 0 P: 7	R: 2 E: 0 K: 0 S: 15	H: 1 LOB: 2 BB: 3 P: 34	R: 3 E: 0 K: 0 S: 10	H: 2 LOB: 1 BB: 1 P: 20	R: 0 E: 0 K: 2 S: 12	H: 1 LOB: 3 BB: 2 P: 22	R: 1 E: 0 K: 1 S: 11	H: 2 LOB: 1 BB: 0 P: 15	R: 0 E: 0 K: 1 S: 11	H: 1 LOB: 1 BB: 0 P: 15	R: 0 E: 0 K: 1 S: 8	H: 0 LOB: 0 BB: 0 P: 15		1B: 6 2B: 3 3B: 2 HR: 2	SF: 0 SAC: 1 DP: 0 HBP: 1	WP: 0 PB: 0 SB: 0 CS: 0
PITCHER	IP WLS BF H R ER SO BB IBB HBP BLK WP HR S P ERA WHIP																			
David Cone, R ERA: 4.93 Roger McDowell, R ERA: 3.31 Don Aase, R ERA: 3.0 Randy Myers, L ERA: 1.13 (1, 1) (3, 1) (6, 1) (7, 1)	2.2 16 6 7 6 1 2 0 0 0 0 0 2 32 53 20.25 3.000	2.1 15 3 3 3 0 4 0 1 0 0 0 0 30 60 11.57 3.000	1.1 8 2 1 1 2 1 1 0 0 0 0 0 16 29 6.75 2.250	2.2 W 10 2 0 0 3 0 0 0 0 0 0 0 26 38 0.00 0.750																

Batter	1	2	3	4	5	6	7	8	9	AB	R	H	RBI	BB	SO	LOB	TOP					
Mookie Wilson, S OBP: 0.227, SLG: 0.281 (1, 8)	G6-3		G6-3		P4			P4		4	0	0	0	0	0	2	New York Mets @ Philadelphia Phillies Veterans Stadium, Philadelphia, PA Sat Jun 17 1989, 7:05 PM EDT Att: 46,570 - Unknown					
Mark Carreon, R OBP: 0.250, SLG: 0.481 Lenny Dykstra, L OBP: 0.362, SLG: 0.410 (1, 9)	G5-3		G4-3		FC5-4			BB		4	0	1	0	0	0	2						
Howard Johnson, S OBP: 0.351, SLG: 0.546 (1, 5)	2B				F7			P4		4	1	1	0	0	1	1						
Kevin McReynolds, R OBP: 0.357, SLG: 0.432 (1, 7)	1B				F8			FC6-4		3	0	1	1	1	0	0						
Gregg Jefferies, S OBP: 0.262, SLG: 0.314 (1, 4)	G5-3				E6			BB		4	0	1	0	0	0	3						
Dave Magadan, L OBP: 0.375, SLG: 0.434 (1, 3)			G3		G4-3			FC6		4	0	1	0	0	0	2						
Barry Lyons, R OBP: 0.316, SLG: 0.382 (1, 2)			G4-3					G5-4-3		4	0	1	0	0	0	1						
Kevin Elster, R OBP: 0.267, SLG: 0.292 (1, 6)			L7					F9		3	0	1	0	1	0	0						
Bob Ojeda, L OBP: 0.167, SLG: 0.138 (1, 1)					P6			G6-3		4	0	0	0	0	0	3						
Inning Stats	R: 1 E: 0 K: 0 S: 12	H: 2 LOB: 1 BB: 0 P: 18	R: 0 E: 0 K: 0 S: 5	H: 0 LOB: 0 BB: 0 P: 6	R: 0 E: 0 K: 0 S: 10	H: 0 LOB: 0 BB: 0 P: 14	R: 0 E: 1 K: 0 S: 6	H: 0 LOB: 1 BB: 0 P: 10	R: 0 E: 0 K: 1 S: 11	H: 2 LOB: 2 BB: 0 P: 15	R: 0 E: 0 K: 0 S: 13	H: 1 LOB: 0 BB: 0 P: 19	R: 0 E: 0 K: 0 S: 5	H: 0 LOB: 0 BB: 0 P: 7	R: 0 E: 0 K: 0 S: 6	H: 1 LOB: 2 BB: 1 P: 14	R: 0 E: 0 K: 0 S: 3	H: 1 LOB: 1 BB: 1 P: 10	1B: 5 2B: 2 3B: 0 HR: 0	SF: 0 SAC: 0 DP: 1 HBP: 0	WP: 0 PB: 0 SB: 0 CS: 0	PA: 36
PITCHER Larry McWilliams, L ERA: 3.65 (1, 1)	IP: 9.0 WLS: L BF: 36 H: 7 R: 1 ER: 1 SO: 1 BB: 2 IBB: 0 HBP: 0 BLK: 0 WP: 0 HR: 0 S: 71 P: 113 ERA: 1.00 WHIP: 1.000															PITCHER	IP: 9.0 WLS: W BF: 30 H: 3 R: 0 ER: 0 SO: 6 BB: 1 IBB: 0 HBP: 0 BLK: 0 WP: 0 HR: 0 S: 72 P: 112 ERA: 0.00 WHIP: 0.444					

Batter	1	2	3	4	5	6	7	8	9	AB	R	H	RBI	BB	SO	LOB	BOTTOM					
Steve Jeltz, S OBP: 0.375, SLG: 0.388 (1, 5)	G6-3		F8					G3		4	0	1	0	0	0	0	New York Mets @ Philadelphia Phillies Veterans Stadium, Philadelphia, PA Sat Jun 17 1989, 7:05 PM EDT Att: 46,570 - Unknown					
Tom Herr, S OBP: 0.333, SLG: 0.364 (1, 4)	G3-1				K			G5-3		4	0	1	0	0	1	1						
Von Hayes, L OBP: 0.433, SLG: 0.554 (1, 9)	G3-1				P4			G3		4	0	0	0	0	0	2						
Juan Samuel, R OBP: 0.307, SLG: 0.396 (1, 8)					K			L9		2	0	0	0	1	1	1						
John Kruk, L OBP: 0.338, SLG: 0.333 (1, 7)					K			K		3	0	1	0	0	2	1						
Ricky Jordan, R OBP: 0.287, SLG: 0.327 (1, 3)					G6-3			G4-3		3	0	0	0	0	0	1						
Dickie Thon, R OBP: 0.293, SLG: 0.359 (1, 6)					F7			G6-3		3	0	0	0	0	0	0						
Steve Lake, R OBP: 0.333, SLG: 0.360 (1, 2)					G6-3			G4-3		3	0	0	0	0	0	0						
Larry McWilliams, L OBP: 0.111, SLG: 0.111 Bob Dernier, R OBP: 0.243, SLG: 0.238 (1, 1)					K			F7		2	0	0	0	0	1	0						
Inning Stats	R: 0 E: 0 K: 1 S: 9	H: 1 LOB: 1 BB: 0 P: 16	R: 0 E: 0 K: 0 S: 5	H: 1 LOB: 0 BB: 0 P: 7	R: 0 E: 0 K: 1 S: 7	H: 0 LOB: 0 BB: 0 P: 8	R: 0 E: 0 K: 2 S: 10	H: 0 LOB: 1 BB: 1 P: 21	R: 0 E: 0 K: 0 S: 7	H: 0 LOB: 0 BB: 0 P: 9	R: 0 E: 0 K: 0 S: 9	H: 0 LOB: 0 BB: 0 P: 12	R: 0 E: 0 K: 1 S: 7	H: 0 LOB: 0 BB: 0 P: 7	R: 0 E: 0 K: 0 S: 8	H: 0 LOB: 0 BB: 0 P: 15		R: 0 E: 0 K: 1 S: 10	H: 1 LOB: 1 BB: 0 P: 17	1B: 2 2B: 1 3B: 0 HR: 0	SF: 0 SAC: 0 DP: 1 HBP: 0	WP: 0 PB: 0 SB: 1 CS: 0
PITCHER Bob Ojeda, L ERA: 3.13 (1, 1)	IP: 9.0 WLS: W BF: 30 H: 3 R: 0 ER: 0 SO: 6 BB: 1 IBB: 0 HBP: 0 BLK: 0 WP: 0 HR: 0 S: 72 P: 112 ERA: 0.00 WHIP: 0.444															PITCHER	IP: 9.0 WLS: W BF: 30 H: 3 R: 0 ER: 0 SO: 6 BB: 1 IBB: 0 HBP: 0 BLK: 0 WP: 0 HR: 0 S: 72 P: 112 ERA: 0.00 WHIP: 0.444					

Batter	1	2	3	4	5	6	7	8	9	AB	R	H	RBI	BB	SO	LOB	TOP								
Lenny Dykstra, L OBP: 0.362, SLG: 0.415 Barry Lyons, R OBP: 0.314, SLG: 0.378 (7, 2)	2-2 2B		0-1 F8		3-3 K		2-0 L7			0	0	0	0	0	0	0									
Dave Magadan, L OBP: 0.372, SLG: 0.449 (1, 5)	0-0 B1		1-1 F8			3-1 HR		2-1 G1-3		4	1	1	1	0	0	1									
Howard Johnson, S OBP: 0.357, SLG: 0.562 (1, 6)	2-2 F9		2-2 HR			4-0 BB		0-0 G4-3 WP		3	2	2	1	1	0	1									
Kevin McReynolds, R OBP: 0.351, SLG: 0.424 (1, 7)	2-0 G1-3		1-3 K			0-1 G5-4-3		1-0 G4-3		4	0	0	0	0	1	3									
Gregg Jefferies, S OBP: 0.257, SLG: 0.308 Randy Myers, L (8, 1)		1-2 F8		1-3 K		0-1 G4-3		2-2 F8		4	0	0	0	0	1	0									
Lee Mazzilli, S OBP: 0.386, SLG: 0.378 (1, 3)		2-3 K		1-3 K				0-0 G4-3		4	0	0	0	0	3	0									
Mookie Wilson, S OBP: 0.233, SLG: 0.292 (1, 9)		0-1 2B		1-0 G6-3				0-1 F8		4	2	2	0	0	0	0									
Mackey Sasser, L OBP: 0.344, SLG: 0.439 Keith Miller, R OBP: 0.211, SLG: 0.278 David Cone, L OBP: 0.250, SLG: 0.192 Jeff McKnight, S OBP: 0.357, SLG: 0.250 (8, 4)		1-1 2B				0-0 L4		0-0 G4-3		3	0	2	1	0	0	0									
Ron Darling, R OBP: 0.100, SLG: 0.133 David West, L (3, 1) Darryl Strawberry, L OBP: 0.314, SLG: 0.491 (7, 9)		3-3 K				0-0 G3		1-0 FC6-4		1	0	0	0	0	1	1									
Inning Stats	R: 0 E: 0 K: 0 S: 8	H: 1 LOB: 1 BB: 0 P: 14	R: 1 E: 0 K: 2 S: 17	H: 2 LOB: 1 BB: 0 P: 24	R: 1 E: 0 K: 1 S: 10	H: 1 LOB: 0 BB: 0 P: 14	R: 0 E: 0 K: 2 S: 8	H: 0 LOB: 0 BB: 0 P: 11	R: 0 E: 0 K: 1 S: 5	H: 0 LOB: 0 BB: 1 P: 8	R: 1 E: 0 K: 0 S: 6	H: 1 LOB: 0 BB: 1 P: 13	R: 1 E: 0 K: 1 S: 8	H: 2 LOB: 1 BB: 0 P: 13	R: 1 E: 0 K: 0 S: 9	H: 1 LOB: 0 BB: 0 P: 14	R: 0 E: 0 K: 0 S: 6	H: 0 LOB: 0 BB: 0 P: 8	1B: 3 2B: 3 3B: 0 HR: 2	SF: 0 SAC: 0 DP: 1 HBP: 0	WP: 1 PB: 0 SB: 1 CS: 0	PA: 35			
PITCHER	IP	WLS	BF	H	R	ER	SO	BB	IBB	HBP	BLK	WP	HR	S	P	ERA	WHIP								
Ken Howell, R ERA: 4.08 Don Carman, L ERA: 5.31 Jeff Parrett, R ERA: 4.17	6.1		26	7	4	4	7	1	0	0	0	0	2	60	92	5.68	1.263								

New York Mets @ Philadelphia Phillies
Veterans Stadium, Philadelphia, PA
Sun Jun 18 1989, 3:33 AM EDT
Att: 43,689 - Sunny - 85 F

AB 31
R 5
H 7
RBI 4
BB 1
SO 6
LOB 8



Batter	1	2	3	4	5	6	7	8	9	AB	R	H	RBI	BB	SO	LOB	BOTTOM								
Steve Jeltz, S OBP: 0.376, SLG: 0.382 (1, 6)	1-2 G3			4-2 L6-3 1B BB		0-1 B3		3-2 S 1B		4	0	1	0	1	0	1									
Tom Herr, S OBP: 0.338, SLG: 0.367 (1, 4)	0-2 BB WP		4-1 3B BB		1-0 L6-3 1B		1-0 L4		1-2 L7		4	2	2	0	1	0	2								
Von Hayes, L OBP: 0.433, SLG: 0.562 (1, 5)	4-0 BB 2B BB		0-3 K		3-0 L6-3 1-2 2-3		1-2 P4		1-2 HR		4	2	1	1	1	4									
John Kruk, L OBP: 0.342, SLG: 0.348 (1, 7)	4-2 BB 2B BB		1 SAFE 0-0 1-H 3B		0-0 F7		1-0 F9				3	1	1	1	1	0	1								
Juan Samuel, R OBP: 0.311, SLG: 0.392 (1, 8)	4-0 BB		0-0 L5		3-2 G6-3		4-2 BB				2	0	0	1	2	0	1								
Curt Ford, L OBP: 0.306, SLG: 0.370 Jeff Parrett, R (8, 1)	1-2 2-3 3-H BB		2-2 L9		1-0 1B		1-0 G3		1-3 G3		4	0	2	2	0	0	1								
Ricky Jordan, R OBP: 0.280, SLG: 0.322 (1, 3)	1-3 2-H 3-H SF8 2B		1-3 K		0-0 F8		1-3 K				3	0	0	1	0	2	2								
Darren Daulton, L OBP: 0.303, SLG: 0.351 Bob Demier, R OBP: 0.241, SLG: 0.236 (9, 9)	4-0 FC6-4 IBB		4-2 BB		0-3 K		1-3 K				1	0	0	0	2	1	1								
Ken Howell, R OBP: 0.231, SLG: 0.208 Don Carman, L (7, 1) Dwayne Murphy, L OBP: 0.303, SLG: 0.379 Steve Lake, R OBP: 0.330, SLG: 0.356 (9, 2)	0-1 FC6-4		1-3 K		1-2 E9		1-1 F8				3	0	0	0	1	3									
Inning Stats	R: 4 E: 0 K: 0 S: 16	H: 2 LOB: 2 BB: 4 P: 34	R: 1 E: 0 K: 1 S: 8	H: 1 LOB: 1 BB: 1 P: 14	R: 0 E: 0 K: 2 S: 13	H: 0 LOB: 1 BB: 1 P: 21	R: 0 E: 0 K: 0 S: 6	H: 1 LOB: 1 BB: 1 P: 14	R: 0 E: 0 K: 1 S: 9	H: 0 LOB: 1 BB: 0 P: 13	R: 0 E: 1 K: 0 S: 9	H: 0 LOB: 1 BB: 0 P: 12	R: 0 E: 0 K: 1 S: 7	H: 0 LOB: 1 BB: 1 P: 14	R: 0 E: 0 K: 1 S: 15	H: 1 LOB: 1 BB: 0 P: 20	R: 1 E: 0 K: 0 S: 3	H: 1 LOB: 0 BB: 0 P: 4	1B: 4 2B: 2 3B: 1 HR: 1	SF: 1 SAC: 0 DP: 1 HBP: 0	WP: 1 PB: 0 SB: 2 CS: 0	PA: 39			
PITCHER	IP	WLS	BF	H	R	ER	SO	BB	IBB	HBP	BLK	WP	HR	S	P	ERA	WHIP								
Ron Darling, R ERA: 4.64 David West, L ERA David Cone, R ERA: 4.87 Randy Myers, L ERA: 1.32	2.0		14	2	0	0	3	2	0	0	0	0	0	37	60	0.00	1.000								

New York Mets @ Philadelphia Phillies
Veterans Stadium, Philadelphia, PA
Sun Jun 18 1989, 3:33 AM EDT
Att: 43,689 - Sunny - 85 F

AB 30
R 5
H 7
RBI 6
BB 8
SO 6
LOB 16



Batter	1	2	3	4	5	6	7	8	9	AB	R	H	RBI	BB	SO	LOB	TOP										
Lenny Dykstra, L OBP: 0.380, SLG: 0.457	1-0 3B	4-0 BB			0-1 F7		4-2 BB	1-2 4-3		0	1	0	0	0	0	0	Philadelphia Phillies @ New York Mets Shea Stadium, Flushing, NY Fri Jun 23 1989, 7:05 PM EDT Att: 44,828 - Unknown										
Dickie Thon, R OBP: 0.291, SLG: 0.367	0-0 HR	0-1 FC5-4			1-1 1-3		4-0 BB	2-1 1B		4	1	2	2	1	0	2											
Von Hayes, L OBP: 0.424, SLG: 0.538	0-1 F7		1-2 G3		1-0 1B		1-2 F7	1-2 F7		5	0	1	0	0	0	3											
Randy Ready, R OBP: 0.387, SLG: 0.384 Greg Harris, S (7, 1)	0-0 6-3		1-1 F8		1-3 K		0-0 F9	2-2 WP		4	0	0	0	0	1	3											
Roger McDowell, R OBP: 0.500, SLG: 0.500 Curt Ford, L OBP: 0.318, SLG: 0.370					1-2 1B			1-3 1B		0	0	0	0	0	0	0											
John Kruk, L OBP: 0.349, SLG: 0.364 Eric Bullock, L (8, 9)	1-2 1B		1-0 F7		0-0 1B		2-3 K	1-3 K		4	0	2	0	0	1	0											
Ricky Jordan, R OBP: 0.284, SLG: 0.321	1-1 F8			0-0 1B	0-2 G4-6-3		2-1 E	2-3 K		5	1	2	0	0	1	4											
Steve Jeltz, S OBP: 0.397, SLG: 0.388		4-2 6-3 BB		0-1 G3-6-1 1B	4-2 BB		3-2 E4 1B			2	0	1	0	2	0	1											
Steve Lake, R OBP: 0.313, SLG: 0.337 Dwayne Murphy, L OBP: 0.300, SLG: 0.387 Darren Daulton, L OBP: 0.297, SLG: 0.340		1-0 6-3		1-0 G3-6-1	2-0 4-3		3-3 K			3	0	0	0	0	0	4											
Ken Howell, R OBP: 0.214, SLG: 0.192 Larry McWilliams, L OBP: 0.171, SLG: 0.111 Bob Dernier, R OBP: 0.244, SLG: 0.239		2-3 K		1-3 K		2-3 K	0-0 1B			2	0	0	0	0	2	2											
Inning Stats	R: 2 E: 0 K: 0 S: 10	H: 3 LOB: 1 BB: 0 P: 13	R: 0 E: 0 K: 1 S: 9	H: 0 LOB: 2 BB: 2 P: 20	R: 0 E: 0 K: 0 S: 6	H: 2 LOB: 1 BB: 0 P: 9	R: 0 E: 0 K: 1 S: 7	H: 1 LOB: 1 BB: 0 P: 12	R: 0 E: 0 K: 1 S: 8	H: 1 LOB: 2 BB: 1 P: 14	R: 0 E: 0 K: 1 S: 10	H: 0 LOB: 2 BB: 2 P: 21	R: 1 E: 1 K: 2 S: 15	H: 2 LOB: 2 BB: 0 P: 26	R: 0 E: 0 K: 2 S: 16	H: 2 LOB: 2 BB: 0 P: 24	1B: 8 2B: 1 3B: 1 HR: 1	SF: 0 SAC: 0 DP: 2 HBP: 0	WP: 1 PB: 0 SB: 2 CS: 0	PA: 42							
PITCHER	IP	WLS	BF	H	R	ER	SO	BB	IBB	HBP	BLK	WP	HR	S	P	ERA	WHIP										
Bob Ojeda, L ERA: 3.08	7.1	W	33	8	3	2	5	5	0	0	0	0	1	64	107	2.46	1.773										
Don Aase, R ERA: 2.96	0.0		1	0	0	0	0	0	0	0	0	0	0	3	6	∞	∞										
Randy Myers, L ERA: 1.6	1.2	S	8	3	0	0	3	0	0	0	0	1	0	23	35	0.00	1.800										

Batter	1	2	3	4	5	6	7	8	9	AB	R	H	RBI	BB	SO	LOB	BOTTOM										
Lee Mazzilli, S OBP: 0.400, SLG: 0.405	1-3 K2-3		4-0 1B S 1B BB	3-3 K		1-0 BLK SF7-6 2B		1-0 1B		4	3	2	0	1	2	1	Philadelphia Phillies @ New York Mets Shea Stadium, Flushing, NY Fri Jun 23 1989, 7:05 PM EDT Att: 44,828 - Unknown										
Dave Magadan, L OBP: 0.381, SLG: 0.441	3-1 4-3		2-2 1B	1-2 G6-4-3 1B		4-0 BLK SF7-6 BB		1-1 1B		4	1	3	1	1	0	0											
Howard Johnson, S OBP: 0.368, SLG: 0.604	1-3 K		0-0 1B WP	1-2 G6-4-3 1B		0-1 SF7-5-6		2-3 K		4	1	1	2	0	2	4											
Kevin McReynolds, R OBP: 0.355, SLG: 0.420		0-3 K	2-2 WP SF9 1B		2-1 P3		2-3 K	1-0 1B		5	1	2	2	0	2	0											
Gregg Jefferies, S OBP: 0.278, SLG: 0.309 Don Aase, R Randy Myers, L		4-0 2B 6-3 BB	0-1 P5		4-2 1B FC5-2 BB		4-1 CS BB	3-2 F7		1	1	0	0	3	0	2											
Mookie Wilson, S OBP: 0.240, SLG: 0.297	1-2 2B		4-0 SF9 WP IBB		1-0 FC5-2 1B		1-1 F7			3	0	2	0	1	0	1											
Barry Lyons, R OBP: 0.285, SLG: 0.347	0-0 6-3		1-1 SF9		1-0 FC5-2		2-2 E5 SH3 1B			3	1	0	2	0	0	3											
Kevin Elster, R OBP: 0.269, SLG: 0.284	4-0 IBB		4-0 K		1-3 P1		1-1 SH3			2	0	0	0	1	1	3											
Bob Ojeda, L OBP: 0.152, SLG: 0.125 Tim Teufel, R OBP: 0.381, SLG: 0.307	0-0 F8		0-3 K 1B		0-0 B1		2-2 1B 1B			3	0	0	0	0	1	2											
Inning Stats	R: 0 E: 0 K: 2 S: 8	H: 0 LOB: 0 BB: 0 P: 13	R: 1 E: 0 K: 1 S: 8	H: 1 LOB: 2 BB: 2 P: 17	R: 4 E: 0 K: 1 S: 15	H: 3 LOB: 1 BB: 2 P: 29	R: 0 E: 0 K: 2 S: 12	H: 1 LOB: 1 BB: 0 P: 17	R: 0 E: 0 K: 0 S: 4	H: 1 LOB: 2 BB: 1 P: 9	R: 0 E: 0 K: 1 S: 6	H: 0 LOB: 0 BB: 1 P: 13	R: 3 E: 1 K: 1 S: 22	H: 4 LOB: 2 BB: 0 P: 34	R: 0 E: 0 K: 1 S: 16	H: 2 LOB: 2 BB: 0 P: 24		1B: 9 2B: 3 3B: 0 HR: 0	SF: 2 SAC: 1 DP: 2 HBP: 0	WP: 2 PB: 0 SB: 1 CS: 1	PA: 41						
PITCHER	IP	WLS	BF	H	R	ER	SO	BB	IBB	HBP	BLK	WP	HR	S	P	ERA	WHIP										
Ken Howell, R ERA: 4.45	3.1	L	20	5	5	5	6	2	0	0	0	0	0	40	72	13.50	2.100										
Larry McWilliams, L ERA: 3.61	2.2		10	2	1	1	0	2	0	0	1	0	0	15	29	3.38	1.500										
Greg Harris, R ERA: 3.48	1.1		7	2	3	1	1	1	0	0	0	0	0	18	30	6.75	2.250										
Roger McDowell, R ERA: 3.11	0.2		4	2	0	0	1	0	0	0	0	0	0	10	17	0.00	3.000										

AB	34
R	3
H	10
RBI	3
BB	3
SO	8
LOB	23



Batter	1	2	3	4	5	6	7	8	9	AB	R	H	RBI	BB	SO	LOB	TOP					
Lenny Dykstra, L (1, 8) OBP: 0.385, SLG: 0.461	F8								F8	0	0	0	0	0	0	0	Philadelphia Phillies @ New York Mets Shea Stadium, Flushing, NY Sat Jun 24 1989, 7:05 PM EDT Att: 48,323 - Unknown - 80 F					
Tom Herr, S (1, 4) OBP: 0.344, SLG: 0.369	P5		HBP		G6-4-3		G6-3		P6	5	0	0	0	0	1	5						
Von Hayes, L (1, 5) OBP: 0.418, SLG: 0.529	P3									4	0	0	0	0	0	1						
John Kruk, L (1, 9) OBP: 0.346, SLG: 0.361					F7					4	0	1	0	0	1	0						
Ricky Jordan, R (1, 3) OBP: 0.284, SLG: 0.335					F7					4	1	1	1	0	1	1						
Curt Ford, L (1, 7) OBP: 0.330, SLG: 0.373 Randy Ready, R (8, PH) OBP: 0.384, SLG: 0.381										2	0	1	0	1	0	0						
Steve Jeltz, S (1, 6) OBP: 0.408, SLG: 0.396										1	0	0	0	0	0	1						
Darren Daulton, L (1, 2) OBP: 0.298, SLG: 0.336 Bob Demler, R (9, PH) OBP: 0.242, SLG: 0.236										3	0	2	0	1	1	0						
Floyd Youmans, R (1, 1) Eric Bullock, L (5, PH) Don Carman, L (5, 1) Dwayne Murphy, L (7, PH) Jeff Parrett, R (7, 1) Dickie Thon, R (9, PH) OBP: 0.296, SLG: 0.367										1	0	0	0	0	0	0						
Inning Stats	R: 0 E: 0 K: 0 S: 7	H: 0 LOB: 0 BB: 0 P: 14	R: 0 E: 0 K: 1 S: 12	H: 3 LOB: 2 BB: 0 P: 18	R: 0 E: 0 K: 1 S: 9	H: 0 LOB: 1 BB: 0 P: 12	R: 0 E: 0 K: 0 S: 7	H: 1 LOB: 2 BB: 1 P: 13	R: 0 E: 0 K: 0 S: 7	H: 0 LOB: 0 BB: 0 P: 14	R: 1 E: 0 K: 1 S: 7	H: 1 LOB: 0 BB: 0 P: 9	R: 1 E: 0 K: 2 S: 15	H: 1 LOB: 1 BB: 1 P: 23	R: 0 E: 1 K: 0 S: 7	H: 0 LOB: 1 BB: 0 P: 14		R: 0 E: 0 K: 0 S: 9	H: 0 LOB: 2 BB: 2 P: 21	1B: 4 2B: 2 3B: 0 HR: 1	SF: 0 SAC: 0 DP: 2 HBP: 1	WP: 0 PB: 1 CS: 0
PITCHER	IP WLS BF H R ER SO BB IBB HBP BLK WP HR S P ERA WHIP																					
Ron Darling, R (1, 1) ERA: 4.4	6.2 W 28 6 2 1 5 3 0 1 0 0 1 63 101 1.35 1.350																					
David West, L (7, 1) ERA:	1.0 4 0 0 0 0 0 0 0 0 0 0 6 12 0.00 0.000																					
Don Aase, R (8, 1) ERA: 2.83	0.1 2 0 0 0 0 1 0 0 0 0 0 3 9 0.00 3.000																					
Randy Myers, L (9, 1) ERA: 1.57	1.0 S 4 0 0 0 0 1 0 0 0 0 0 0 8 16 0.00 1.000																					

Batter	1	2	3	4	5	6	7	8	9	AB	R	H	RBI	BB	SO	LOB	BOTTOM					
Lee Mazzilli, S (1, 9) OBP: 0.390, SLG: 0.378	P4	G3								3	0	0	0	1	0	1	Philadelphia Phillies @ New York Mets Shea Stadium, Flushing, NY Sat Jun 24 1989, 7:05 PM EDT Att: 48,323 - Unknown - 80 F					
Dave Magadan, L (1, 3) OBP: 0.384, SLG: 0.461										4	1	2	1	0	0	1						
Howard Johnson, S (1, 5) OBP: 0.363, SLG: 0.594										4	0	0	0	0	0	1						
Kevin McReynolds, R (1, 7) OBP: 0.354, SLG: 0.417										4	0	1	0	0	0	1						
Gregg Jefferies, S (1, 4) OBP: 0.277, SLG: 0.305										3	1	0	0	1	0	2						
Mookie Wilson, S (1, 8) OBP: 0.240, SLG: 0.301										4	1	1	0	0	1	2						
Mackey Sasser, L (1, 2) OBP: 0.338, SLG: 0.422										3	0	1	1	0	0	1						
Kevin Elster, R (1, 6) OBP: 0.270, SLG: 0.281										2	0	0	0	1	0	1						
Ron Darling, R (1, 1) OBP: 0.129, SLG: 0.258 David West, L (7, 1) Don Aase, R (8, 1) Randy Myers, L (9, 1)										1	1	1	1	0	0	0						
Inning Stats	R: 0 E: 0 K: 0 S: 10	H: 1 LOB: 1 BB: 0 P: 19	R: 2 E: 0 K: 0 S: 9	H: 1 LOB: 2 BB: 2 P: 23	R: 1 E: 1 K: 0 S: 12	H: 1 LOB: 1 BB: 0 P: 19	R: 1 E: 0 K: 0 S: 7	H: 2 LOB: 1 BB: 1 P: 13	R: 0 E: 0 K: 0 S: 5	H: 0 LOB: 0 BB: 0 P: 8	R: 0 E: 0 K: 0 S: 6	H: 0 LOB: 0 BB: 0 P: 12	R: 0 E: 0 K: 0 S: 8	H: 0 LOB: 0 BB: 0 P: 11	R: 0 E: 0 K: 1 S: 7	H: 1 LOB: 1 BB: 0 P: 9		R: 0 E: 0 K: 0 S: 9	H: 0 LOB: 1 BB: 0 P: 9	1B: 3 2B: 1 3B: 0 HR: 2	SF: 0 SAC: 1 DP: 1 HBP: 0	WP: 1 PB: 0 SB: 2 CS: 0
PITCHER	IP WLS BF H R ER SO BB IBB HBP BLK WP HR S P ERA WHIP																					
Floyd Youmans, R (1, 1) ERA: 5.7	4.0 L 20 5 4 4 0 0 3 0 0 0 0 1 2 38 74 9.00 2.000																					
Don Carman, L (5, 1) ERA: 5.02	2.0 6 0 0 0 0 0 0 0 0 0 0 0 11 20 0.00 0.000																					
Jeff Parrett, R (7, 1) ERA: 3.61	2.0 7 1 0 0 0 1 0 0 0 0 0 0 0 15 20 0.00 0.500																					

Batter	1	2	3	4	5	6	7	8	9	AB	R	H	RBI	BB	SO	LOB	TOP				
Lenny Dykstra, L OBP: 0.376, SLG: 0.448 (1, 8)	B2		K		F9		P2		G3	0	0	0	0	0	0	0	Philadelphia Phillies @ New York Mets Shea Stadium, Flushing, NY Sun Jun 25 1989, 3:33 AM EDT Att: 47,692 - Sunny - 75 F				
Tom Herr, S OBP: 0.346, SLG: 0.368 (1, 4)	K						F8			3	0	1	0	1	1	2					
Von Hayes, L OBP: 0.413, SLG: 0.520 (1, 9)	P6		P6		G3				F9	4	0	0	0	0	0	2					
Ricky Jordan, R OBP: 0.288, SLG: 0.339 (1, 3)					F8					4	1	2	0	0	1	0					
Randy Ready, R OBP: 0.381, SLG: 0.372 (1, 7)	K						K		K	3	0	0	0	1	3	2					
Dickie Thon, R OBP: 0.286, SLG: 0.359 (1, 6)							F9			4	0	0	0	0	2	3					
Steve Jeltz, S OBP: 0.426, SLG: 0.438 (1, 5)										4	0	4	1	0	0	0					
Steve Lake, R OBP: 0.304, SLG: 0.326 (9, PH)										3	0	0	0	0	1	4					
Curt Ford, L OBP: 0.325, SLG: 0.369 (9, PH)	P4				P2		K		K	1	0	0	0	0	1	1					
Terry Mulholland, R Eric Bullock, L Greg Harris, S Bob Demier, R Larry McWilliams, L Dwayne Murphy, L OBP: 0.292, SLG: 0.375 (1, 1)										1	0	0	0	0	1	0					
Inning Stats	R: 0 E: 0 K: 1 S: 6	H: 0 LOB: 0 BB: 0 P: 9	R: 1 E: 0 K: 1 S: 13	H: 2 LOB: 1 BB: 0 P: 20	R: 0 E: 0 K: 2 S: 10	H: 0 LOB: 1 BB: 1 P: 16	R: 0 E: 0 K: 1 S: 12	H: 1 LOB: 2 BB: 1 P: 21	R: 0 E: 0 K: 1 S: 15	H: 0 LOB: 0 BB: 0 P: 14	R: 0 E: 0 K: 1 S: 15	H: 1 LOB: 2 BB: 1 P: 25	R: 0 E: 0 K: 2 S: 21	H: 1 LOB: 1 BB: 0 P: 25	R: 0 E: 0 K: 2 S: 12	H: 1 LOB: 1 BB: 0 P: 15	1B: 6 2B: 0 3B: 1 HR: 0	SF: 0 SAC: 0 DP: 0 HBP: 0	WP: 0 PB: 0 SB: 0 CS: 0	PA: 37	
PITCHER	IP	WLS	BF	H	R	ER	SO	BB	IBB	HBP	BLK	WP	HR	S	P	ERA	WHIP				
Sid Fernandez, L ERA: 3.16	7.0	W	29	5	1	1	9	3	0	0	1	0	0	80	127	1.29	1.143				
Rick Aguilera, R ERA: 1.36	2.0		8	2	0	0	4	0	0	0	1	0	0	33	40	0.00	1.000				

AB 29
R 1
H 7
RBI 1
BB 3
SO 12
LOB 15



Batter	1	2	3	4	5	6	7	8	9	AB	R	H	RBI	BB	SO	LOB	BOTTOM				
Mark Carreon, R OBP: 0.250, SLG: 0.433 (1, 9)	K		G4-3	E3						3	0	0	0	1	1	0	Philadelphia Phillies @ New York Mets Shea Stadium, Flushing, NY Sun Jun 25 1989, 3:33 AM EDT Att: 47,692 - Sunny - 75 F				
Dave Magadan, L OBP: 0.386, SLG: 0.458 (1, 3)	2B									3	2	1	0	1	0	2					
Howard Johnson, S OBP: 0.368, SLG: 0.599 (1, 5)	1B									3	1	2	0	1	1	0					
Kevin McReynolds, R OBP: 0.356, SLG: 0.423 (1, 7)	K									4	1	2	2	0	1	2					
Gregg Jefferies, S OBP: 0.285, SLG: 0.326 (1, 4)										4	1	3	2	0	0	2					
Mookie Wilson, S OBP: 0.235, SLG: 0.295 (1, 8)										4	0	0	0	0	1	5					
Barry Lyons, R OBP: 0.284, SLG: 0.339 (1, 2)										3	0	0	0	1	0	1					
Kevin Elster, R OBP: 0.269, SLG: 0.280 (1, 6)										4	0	1	1	0	1	0					
Sid Fernandez, L OBP: 0.241, SLG: 0.286 (8, 1)										3	0	0	0	0	2	2					
Rick Aguilera, R										1	0	0	0	0	0	0					
Inning Stats	R: 1 E: 0 K: 2 S: 15	H: 3 LOB: 2 BB: 0 P: 20	R: 0 E: 0 K: 1 S: 7	H: 0 LOB: 0 BB: 0 P: 9	R: 4 E: 0 K: 1 S: 12	H: 3 LOB: 2 BB: 3 P: 28	R: 0 E: 1 K: 1 S: 10	H: 0 LOB: 0 BB: 0 P: 15	R: 0 E: 0 K: 0 S: 11	H: 0 LOB: 1 BB: 1 P: 18	R: 0 E: 0 K: 0 S: 8	H: 2 LOB: 1 BB: 0 P: 14	R: 0 E: 0 K: 1 S: 6	H: 0 LOB: 0 BB: 0 P: 10	1B: 5 2B: 3 3B: 1 HR: 0	SF: 0 SAC: 0 DP: 1 HBP: 0	WP: 0 PB: 0 SB: 0 CS: 1	PA: 36			
PITCHER	IP	WLS	BF	H	R	ER	SO	BB	IBB	HBP	BLK	WP	HR	S	P	ERA	WHIP				
Terry Mulholland, L ERA: 7.08	4.0	L	21	5	5	5	5	3	0	0	0	0	0	44	72	11.25	2.250				
Greg Harris, R ERA: 3.35	2.0		8	1	0	0	1	1	0	0	0	0	0	21	33	0.00	1.000				
Larry McWilliams, L ERA: 3.51	2.0		7	2	0	0	1	0	0	0	0	0	0	14	24	0.00	1.000				

AB 32
R 5
H 9
RBI 5
BB 4
SO 7
LOB 14



Batter	1	2	3	4	5	6	7	8	9	AB	R	H	RBI	BB	SO	LOB	TOP															
Lenny Dykstra, L (1, 8) OBP: 0.381, SLG: 0.457	0-1 WP BB 1B		2-2 G1 1B 2B	3-2 G4-6-3			0-0 G4-3		3-2 SH1-4 2B 1B	5	2	3	0	0	0	3	Philadelphia Phillies @ St. Louis Cardinals Busch Stadium, St. Louis, MO Mon Jun 26 1989, 7:05 PM CDT Att: 32,723 - Unknown															
Tom Herr, S (1, 4) OBP: 0.341, SLG: 0.363	0-1 F7		0-0 G1		1-2 L8		1-2 F9		0-0 SH1-4	4	0	0	0	0	0	2																
Von Hayes, L (1, 5) OBP: 0.412, SLG: 0.514	4-2 WP BB 1-2		2-2 G3		3-1 E3			2-2 P4	4-0 2B 1B IBB	3	1	0	0	2	0	1																
John Kruk, L (1, 9) Randy Ready, R (8, PH) OBP: 0.346, SLG: 0.361 OBP: 0.399, SLG: 0.397	1-2 L6		0-0 WP 1B		0-1 G1-3			1-1 1B 2B	1-1 1B 2B	3	0	1	1	0	0	3																
Ricky Jordan, R (1, 3) OBP: 0.290, SLG: 0.337	2-1 G6-3		3-H WP 1B		0-0 P3			3-2 FC5-4 1B	4-0 1B IBB	4	0	1	1	1	0	4																
Curt Ford, L (1, 7) Dickie Thon, R (8, PH) OBP: 0.316, SLG: 0.356 OBP: 0.291, SLG: 0.360	2-2 F7			0-0 G1-3			3-2 F8		0-1 FC5-4 1B	2-1 G6-4-3 1B	3	0	0	0	0	0		0														
Steve Jeltz, S (1, 6) OBP: 0.440, SLG: 0.439	2-0 FC6-4 HBP		4-2 1B BB		4-2 G1-6-3 BB			1-2 1B	1-2 G6-4-3 1B	2	0	1	0	2	0	3																
Darren Daulton, L (1, 2) OBP: 0.297, SLG: 0.333	0-1 L4		0-1 BB 1B		1-1 G1-6-3			0-0 L7		4	0	1	0	0	0	4																
Bruce Ruffin, S (1, 1) Greg Harris, S (5, 1) Don Carman, L (6, 1) Bob Demier, R (7, PH) Jeff Parrett, R (7, 1) Steve Lake, R (8, PH) Eric Bullock, L (9, PH) Roger McDowell, R (9, 1)	2-2 FC6-4		4-2 G4-6-3 BB				1-3 K		0-1 SH1-4 1B 2B 1B	1	0	0	0	1	0	1																
Inning Stats	R: 0 E: 0 K: 0 S: 15	H: 1 LOB: 2 BB: 1 P: 22	R: 0 E: 0 K: 0 S: 9	H: 0 LOB: 1 BB: 0 P: 15	R: 1 E: 0 K: 0 S: 11	H: 2 LOB: 1 BB: 0 P: 18	R: 0 E: 0 K: 0 S: 10	H: 1 LOB: 2 BB: 2 P: 21	R: 0 E: 0 K: 0 S: 8	H: 0 LOB: 0 BB: 1 P: 12	R: 0 E: 0 K: 1 S: 7	H: 0 LOB: 0 BB: 0 P: 9	R: 1 E: 0 K: 0 S: 18	H: 3 LOB: 2 BB: 0 P: 25	R: 3 E: 0 K: 0 S: 13	H: 4 LOB: 2 BB: 2 P: 27		1B: 8 2B: 3 3B: 0 HR: 0	SF: 0 SAC: 1 DP: 3 HBP: 1	WP: 3 PA: 43 PB: 0 SB: 0 CS: 0												
PITCHER	IP WLS BF H R ER SO BB IBB HBP BLK WP HR S P ERA WHIP																															
Ken Hill, R (1, 1) ERA: 2.91	6.0	26	4	1	1	0	4	0	1	0	2	0	61	104	1.50	1.333																
Ken Dayley, L (7, 1) ERA: 3.35	2.0	11	5	3	3	1	0	0	0	0	0	0	31	43	13.50	2.500																
Todd Worrell, R (9, 1) ERA: 1.33	1.0	L	6	2	1	1	0	0	2	0	0	0	7	18	9.00	2.000																

Batter	1	2	3	4	5	6	7	8	9	AB	R	H	RBI	BB	SO	LOB	BOTTOM															
Vince Coleman, S (1, 7) OBP: 0.318, SLG: 0.357	0-1 G5-3		0-0 G5-3		0-1 G5-3		K		1-1 G4-3	5	0	0	0	0	1	3	Philadelphia Phillies @ St. Louis Cardinals Busch Stadium, St. Louis, MO Mon Jun 26 1989, 7:05 PM CDT Att: 32,723 - Unknown															
José Oquendo, S (1, 4) OBP: 0.327, SLG: 0.308	1-2 G5-3			0-3 K	0-0 BB 2B		F8			4	0	1	2	0	1	0																
Ozzie Smith, S (1, 6) OBP: 0.370, SLG: 0.390	1-2 G1-3			2-2 G4-3	4-1 BB 2B			0-0 1B		3	0	1	0	1	0	0																
Pedro Guerrero, R (1, 3) Leon Durham, L (9, 3)		3-2 G6-3		1-1 G5-3	4-1 BB			1-3 K		3	0	0	0	1	1	1																
Tom Brunansky, R (1, 9) OBP: 0.317, SLG: 0.421		0-2 G4-3			1B			4-2 L6-3 BB		3	1	1	0	1	0	3																
Terry Pendleton, S (1, 5) OBP: 0.285, SLG: 0.317		2-2 G4-3			0-1 P6			1-1 F8		3	0	0	0	1	0	2																
Milt Thompson, L (1, 8) OBP: 0.364, SLG: 0.400			2-2 G6-3		1-1 FC3-6 BB			2-1 L6-3		4	1	1	1	0	0	2																
Tony Peña, R (1, 2) Denny Walling, L (9, PH) OBP: 0.284, SLG: 0.363 OBP: 0.375, SLG: 0.346			2-2 G3		4-0 2B 2B IBB			3-2 G4-3		2	1	0	0	1	0	1																
Ken Hill, R (1, 1) John Morris, (5, PH) Jim Lindeman, (5, PH) Ken Dayley, L (7, 1) Todd Worrell, R (9, 1) Tim Lincecum, (9, PH) OBP: 0.285, SLG: 0.290 OBP: 0.314, SLG: 0.417 OBP: 0.226, SLG: 0.171			1-1 1B		0-0 2B 2B			3-2 F7		2	1	2	1	0	0	0																
Inning Stats	R: 0 E: 0 K: 0 S: 10	H: 0 LOB: 0 BB: 0 P: 12	R: 0 E: 0 K: 0 S: 9	H: 0 LOB: 0 BB: 0 P: 14	R: 0 E: 0 K: 0 S: 9	H: 1 LOB: 1 BB: 0 P: 14	R: 0 E: 0 K: 1 S: 8	H: 0 LOB: 0 BB: 0 P: 11	R: 4 E: 0 K: 0 S: 12	H: 4 LOB: 3 BB: 3 P: 27	R: 0 E: 0 K: 2 S: 9	H: 0 LOB: 1 BB: 1 P: 18	R: 0 E: 0 K: 2 S: 9	H: 1 LOB: 0 BB: 0 P: 10	R: 0 E: 0 K: 0 S: 7	H: 0 LOB: 0 BB: 1 P: 14		R: 0 E: 0 K: 0 S: 8	H: 0 LOB: 0 BB: 0 P: 11	1B: 3 2B: 3 3B: 1 HR: 0	SF: 0 SAC: 0 DP: 1 HBP: 0	WP: 0 PA: 37 PB: 0 SB: 1 CS: 0										
PITCHER	IP WLS BF H R ER SO BB IBB HBP BLK WP HR S P ERA WHIP																															
Bruce Ruffin, L (1, 1) ERA: 8.67	4.2	21	5	4	4	1	1	0	0	0	0	0	46	70	7.71	1.286																
Greg Harris, R (5, 1) ERA: 3.29	1.0	5	0	0	0	0	2	0	0	0	0	0	6	20	0.00	2.000																
Don Carman, L (6, 1) ERA: 5.0	0.1	1	0	0	0	0	0	0	0	0	0	0	3	6	0.00	0.000																
Jeff Parrett, R (7, 1) ERA: 3.45	2.0	W	7	1	0	0	2	1	0	0	0	0	16	24	0.00	1.000																
Roger McDowell, R (9, 1) ERA: 3.03	1.0	S	3	0	0	0	0	0	0	0	0	0	8	11	0.00	0.000																

Batter	1	2	3	4	5	6	7	8	9	AB	R	H	RBI	BB	SO	LOB	TOP				
Gerald Perry, L OBP: 0.344, SLG: 0.332 Mark Eichhorn, R (8, 1)	F7		G4-3			G6-3		G6-3		4	0	0	0	0	0	1					
Jeff Blausler, R OBP: 0.297, SLG: 0.389	K			FC6-4 1B		HBP BB		F9		3	0	1	0	1	1	0					
Lonnie Smith, R OBP: 0.434, SLG: 0.573	F8			K		HBP		HR 1B		3	1	1	0	0	1	1					
Andres Thomas, R OBP: 0.255, SLG: 0.379		G6-3		FC6-4 1-2		F9		HR 1B		4	1	1	2	0	0	3					
Dale Murphy, R OBP: 0.306, SLG: 0.354	L9			K		G6-3		K		4	0	0	0	0	2	1					
Gerónimo Berroa, R OBP: 0.319, SLG: 0.386 Tommy Gregg, L (9, PH)	G6-3				F8		G6-3	F7		3	0	0	0	0	0	0					
Jeff Treadway, L OBP: 0.320, SLG: 0.384				G5-3 1B		F7		G5-3		3	0	1	0	0	0	0					
Bruce Benedict, R OBP: 0.284, SLG: 0.232			G5-3		G5-3			F7		2	0	0	0	0	0	1					
Zane Smith, L OBP: 0.179, SLG: 0.179 Jim Acker, R OBP: 0.500, SLG: 0.500 John Russell, R OBP: 0.140, SLG: 0.122 Dion James, L OBP: 0.357, SLG: 0.320			B1-3					K		1	0	0	0	0	0	1					
Inning Stats	R: 0 E: 0 K: 1 S: 9	H: 0 LOB: 0 BB: 0 P: 12	R: 0 E: 0 K: 0 S: 7	H: 0 LOB: 0 BB: 0 P: 11	R: 0 E: 0 K: 0 S: 7	H: 1 LOB: 1 BB: 0 P: 11	R: 0 E: 0 K: 2 S: 11	H: 1 LOB: 1 BB: 0 P: 14	R: 0 E: 0 K: 1 S: 7	H: 0 LOB: 2 BB: 1 P: 11	R: 0 E: 0 K: 0 S: 5	H: 0 LOB: 0 BB: 0 P: 7	R: 0 E: 0 K: 1 S: 5	H: 0 LOB: 0 BB: 0 P: 8	R: 2 E: 0 K: 1 S: 10	H: 2 LOB: 0 BB: 0 P: 12	1B: 3 2B: 0 3B: 0 HR: 1	SF: 0 SAC: 0 DP: 0 HBP: 1	WP: 0 PB: 0 SB: 0 CS: 0	PA: 33	
PITCHER	IP WLS BF H R ER SO BB IBB HBP BLK WP HR S P ERA WHIP	IP WLS BF H R ER SO BB IBB HBP BLK WP HR S P ERA WHIP	IP WLS BF H R ER SO BB IBB HBP BLK WP HR S P ERA WHIP	IP WLS BF H R ER SO BB IBB HBP BLK WP HR S P ERA WHIP	IP WLS BF H R ER SO BB IBB HBP BLK WP HR S P ERA WHIP	IP WLS BF H R ER SO BB IBB HBP BLK WP HR S P ERA WHIP	IP WLS BF H R ER SO BB IBB HBP BLK WP HR S P ERA WHIP	IP WLS BF H R ER SO BB IBB HBP BLK WP HR S P ERA WHIP	IP WLS BF H R ER SO BB IBB HBP BLK WP HR S P ERA WHIP	IP WLS BF H R ER SO BB IBB HBP BLK WP HR S P ERA WHIP	IP WLS BF H R ER SO BB IBB HBP BLK WP HR S P ERA WHIP	IP WLS BF H R ER SO BB IBB HBP BLK WP HR S P ERA WHIP	IP WLS BF H R ER SO BB IBB HBP BLK WP HR S P ERA WHIP	IP WLS BF H R ER SO BB IBB HBP BLK WP HR S P ERA WHIP	IP WLS BF H R ER SO BB IBB HBP BLK WP HR S P ERA WHIP	IP WLS BF H R ER SO BB IBB HBP BLK WP HR S P ERA WHIP	IP WLS BF H R ER SO BB IBB HBP BLK WP HR S P ERA WHIP	IP WLS BF H R ER SO BB IBB HBP BLK WP HR S P ERA WHIP	IP WLS BF H R ER SO BB IBB HBP BLK WP HR S P ERA WHIP	IP WLS BF H R ER SO BB IBB HBP BLK WP HR S P ERA WHIP	IP WLS BF H R ER SO BB IBB HBP BLK WP HR S P ERA WHIP

Atlanta Braves @ Philadelphia Phillies
Veterans Stadium, Philadelphia, PA
Fri Jun 30 1989, 7:05 PM EDT
Unknown

AB 31
R 2
H 4
RBI 2
BB 1
SO 6
LOB 8



Batter	1	2	3	4	5	6	7	8	9	AB	R	H	RBI	BB	SO	LOB	BOTTOM				
Bob Dernier, R OBP: 0.237, SLG: 0.218	F9	G5-3			1B E BB		F8			3	1	0	0	1	0	2					
Tom Herr, S OBP: 0.351, SLG: 0.369	G6-3			CS BB	E 1B		G3-1			3	0	1	1	1	0	0					
Von Hayes, L OBP: 0.401, SLG: 0.496	L3		K		E3 1B		L4			4	0	0	1	0	1	2					
Ricky Jordan, R OBP: 0.297, SLG: 0.348		F8	F8		P6		P6			4	0	0	0	0	0	3					
Randy Ready, R OBP: 0.376, SLG: 0.381 Jeff Parrett, R (9, 1)		E5 2B 1B	CS	F7	K		G6-3			4	1	0	0	0	1	2					
Charlie Hayes, R OBP: 0.333, SLG: 0.375		1B 2B		L6-4 1B BB	F8		K			3	1	1	0	1	1	2					
Dickie Thon, R OBP: 0.290, SLG: 0.356		1B 1B					K			3	0	2	1	0	1	0					
Steve Lake, R OBP: 0.318, SLG: 0.350		SH1-4 1B		L6-4	F9		F9			3	0	1	1	0	0	2					
Terry Mulholland, R OBP: 0.143, SLG: 0.143 Curt Ford, L OBP: 0.313, SLG: 0.352		SH1-4					G6-3			2	1	1	0	0	0	0					
Inning Stats	R: 0 E: 0 K: 0 S: 5	H: 0 LOB: 0 BB: 0 P: 9	R: 2 E: 1 K: 0 S: 17	H: 3 LOB: 2 BB: 0 P: 25	R: 0 E: 0 K: 1 S: 6	H: 0 LOB: 0 BB: 1 P: 13	R: 0 E: 0 K: 0 S: 9	H: 1 LOB: 1 BB: 1 P: 14	R: 2 E: 1 K: 1 S: 14	H: 2 LOB: 2 BB: 1 P: 19	R: 0 E: 0 K: 1 S: 5	H: 0 LOB: 0 BB: 0 P: 7	R: 0 E: 0 K: 0 S: 7	H: 0 LOB: 0 BB: 0 P: 11	R: 0 E: 0 K: 1 S: 8	H: 0 LOB: 0 BB: 0 P: 13	1B: 5 2B: 2 3B: 0 HR: 0	SF: 0 SAC: 1 DP: 1 HBP: 0	WP: 0 PB: 0 SB: 0 CS: 1	PA: 34	
PITCHER	IP WLS BF H R ER SO BB IBB HBP BLK WP HR S P ERA WHIP	IP WLS BF H R ER SO BB IBB HBP BLK WP HR S P ERA WHIP	IP WLS BF H R ER SO BB IBB HBP BLK WP HR S P ERA WHIP	IP WLS BF H R ER SO BB IBB HBP BLK WP HR S P ERA WHIP	IP WLS BF H R ER SO BB IBB HBP BLK WP HR S P ERA WHIP	IP WLS BF H R ER SO BB IBB HBP BLK WP HR S P ERA WHIP	IP WLS BF H R ER SO BB IBB HBP BLK WP HR S P ERA WHIP	IP WLS BF H R ER SO BB IBB HBP BLK WP HR S P ERA WHIP	IP WLS BF H R ER SO BB IBB HBP BLK WP HR S P ERA WHIP	IP WLS BF H R ER SO BB IBB HBP BLK WP HR S P ERA WHIP	IP WLS BF H R ER SO BB IBB HBP BLK WP HR S P ERA WHIP	IP WLS BF H R ER SO BB IBB HBP BLK WP HR S P ERA WHIP	IP WLS BF H R ER SO BB IBB HBP BLK WP HR S P ERA WHIP	IP WLS BF H R ER SO BB IBB HBP BLK WP HR S P ERA WHIP	IP WLS BF H R ER SO BB IBB HBP BLK WP HR S P ERA WHIP	IP WLS BF H R ER SO BB IBB HBP BLK WP HR S P ERA WHIP	IP WLS BF H R ER SO BB IBB HBP BLK WP HR S P ERA WHIP	IP WLS BF H R ER SO BB IBB HBP BLK WP HR S P ERA WHIP	IP WLS BF H R ER SO BB IBB HBP BLK WP HR S P ERA WHIP	IP WLS BF H R ER SO BB IBB HBP BLK WP HR S P ERA WHIP	IP WLS BF H R ER SO BB IBB HBP BLK WP HR S P ERA WHIP

Atlanta Braves @ Philadelphia Phillies
Veterans Stadium, Philadelphia, PA
Fri Jun 30 1989, 7:05 PM EDT
Unknown

AB 29
R 4
H 6
RBI 4
BB 3
SO 4
LOB 13



Batter	1	2	3	4	5	6	7	8	9	AB	R	H	RBI	BB	SO	LOB	TOP											
Gerald Perry, L OBP: 0.338, SLG: 0.325	G6-3		L5			G1-3	G4-3		F9	5	0	0	0	0	0	0	Atlanta Braves @ Philadelphia Phillies Veterans Stadium, Philadelphia, PA Fri Jun 30 1989, 7:05 PM EDT Att: 25,586 - Unknown											
Jeff Blausler, R OBP: 0.284, SLG: 0.395	B1-3		F8			E5 1B SF9	1B 3B		K	5	2	1	0	0	1	0												
Lonnie Smith, R OBP: 0.437, SLG: 0.571	1B			L9		1B 2B	1B HBP		P3	4	1	2	0	0	0	0												
Andres Thomas, R OBP: 0.255, SLG: 0.379	L4			F7		SF9	1B			3	0	1	2	0	0	1												
Dale Murphy, R OBP: 0.305, SLG: 0.352	F7			K		2B 1B	F9			4	0	1	0	0	1	2												
Gerónimo Berroa, R OBP: 0.330, SLG: 0.400						F9			F8	2	0	1	1	1	0	0												
Tommy Gregg, L OBP: 0.356, SLG: 0.393	BB					1B 2B				1	0	0	0	0	0	0												
Jody Davis, R OBP: 0.228, SLG: 0.226	F9					G4-3	BB		K	2	0	0	0	0	0	1												
Jeff Wetherby, L OBP: 0.500, SLG: 0.556						1B				0	0	0	0	1	0	0												
Bruce Benedict, R OBP: 0.282, SLG: 0.229						F9				1	0	0	0	0	1	0												
Jeff Treadway, L OBP: 0.323, SLG: 0.386	F7					G4-3			K	4	0	2	0	0	0	4												
Derek Lilliquist, L OBP: 0.188, SLG: 0.219										3	0	0	0	0	0	1												
Jim Acker, R OBP: 0.333, SLG: 0.333										1	0	0	0	0	1	1												
Joe Boever, R										0	0	0	0	0	0	0												
Inning Stats	R: 0 E: 0 K: 0 S: 8	H: 1 LOB: 1 BB: 0 P: 11	R: 0 E: 0 K: 0 S: 8	H: 0 LOB: 1 BB: 1 P: 15	R: 0 E: 0 K: 0 S: 5	H: 0 LOB: 0 BB: 0 P: 8	R: 0 E: 0 K: 1 S: 6	H: 1 LOB: 1 BB: 0 P: 12	R: 0 E: 0 K: 0 S: 8	H: 1 LOB: 3 BB: 1 P: 13	R: 2 E: 1 K: 0 S: 17	H: 3 LOB: 3 BB: 1 P: 33	R: 1 E: 0 K: 0 S: 7	H: 2 LOB: 2 BB: 0 P: 12	R: 0 E: 0 K: 2 S: 11	H: 1 LOB: 1 BB: 0 P: 14	R: 0 E: 0 K: 1 S: 8	H: 0 LOB: 0 BB: 0 P: 10	1B: 6 2B: 1 3B: 1 HR: 0	SF: 1 SAC: 0 DP: 0 HBP: 1	WP: 0 PB: 0 SB: 0 CS: 0	PA: 39						
PITCHER	IP	WLS	BF	H	R	ER	SO	BB	IBB	HBP	BLK	WP	HR	S	P	ERA	WHIP											
Larry McWilliams, L ERA: 3.28	(1, 1)	5.2	L	24	5	2	0	1	1	0	0	0	0	0	49	82	0.00	1.059										
Greg Harris, R ERA: 3.29	(6, 1)	0.0		1	0	0	0	0	1	0	0	0	0	0	0	4	∞	∞										
Don Carman, L ERA: 4.97	(6, 1)	1.0		4	1	1	1	0	0	0	0	0	0	8	15	9.00	1.000											
Todd Frohwrth, R ERA: 6.35	(7, 1)	0.1		3	1	0	0	0	0	0	1	0	0	2	3	0.00	3.000											
Jeff Parrett, R ERA: 3.21	(8, 1)	2.0		7	1	0	0	3	0	0	0	0	0	19	24	0.00	0.500											

Batter	1	2	3	4	5	6	7	8	9	AB	R	H	RBI	BB	SO	LOB	BOTTOM												
Bob Dernier, R OBP: 0.239, SLG: 0.221	F7		F7				K		F8	3	0	1	1	0	0	0	Atlanta Braves @ Philadelphia Phillies Veterans Stadium, Philadelphia, PA Fri Jun 30 1989, 7:05 PM EDT Att: 25,586 - Unknown												
John Kruk, L OBP: 0.344, SLG: 0.358						FC6 1B				1	0	0	0	0	1	2													
Jeff Parrett, R										0	0	0	0	0	0	0													
Steve Lake, R OBP: 0.315, SLG: 0.346										1	0	0	0	0	0	1													
Tom Herr, S OBP: 0.350, SLG: 0.367	F7			F8	FC6					4	0	1	0	0	0	2													
Von Hayes, L OBP: 0.399, SLG: 0.490				F9		P4			F7	3	0	0	0	1	0	1													
Ricky Jordan, R OBP: 0.296, SLG: 0.346	L3					L6			L7	4	0	1	0	0	0	2													
Randy Ready, R OBP: 0.369, SLG: 0.373				K						3	0	0	0	0	1	1													
Dwayne Murphy, L OBP: 0.301, SLG: 0.375				G5-3		F8				0	0	0	0	1	0	0													
Charlie Hayes, R OBP: 0.306, SLG: 0.333				K					P3	4	0	1	0	0	2	2													
Steve Jeltz, S OBP: 0.432, SLG: 0.424										4	1	2	0	0	0	0													
Darren Daulton, L OBP: 0.306, SLG: 0.338				P5		B1				2	0	0	0	2	0	2													
Larry McWilliams, L ERA: 3.2	(1, 1)	6.1	W	26	5	1	1	3	2	0	0	0	0	0	0	0	Atlanta Braves @ Philadelphia Phillies Veterans Stadium, Philadelphia, PA Fri Jun 30 1989, 7:05 PM EDT Att: 25,586 - Unknown												
Greg Harris, S ERA: 2.88	(6, 1)	1.2		7	1	0	0	1	1	0	0	0	0	0	0	0													
Don Carman, L ERA: 4.97	(6, 1)	1.0	S	4	0	0	0	1	1	0	0	0	0	0	0	0													
Todd Frohwrth, R ERA: 6.35	(7, 1)	0.1		3	1	0	0	0	0	0	1	0	0	0	0	0													
Dickie Thorn, R OBP: 0.290, SLG: 0.356	(7, PH)									0	0	0	0	0	0	0													
Curt Ford, L OBP: 0.307, SLG: 0.344	(8, 9)	1.0		4	0	0	0	1	1	0	0	0	0	0	1	3													
Inning Stats	R: 0 E: 0 K: 0 S: 8	H: 0 LOB: 1 BB: 1 P: 18	R: 0 E: 0 K: 2 S: 8	H: 0 LOB: 0 BB: 0 P: 10	R: 0 E: 0 K: 0 S: 5	H: 0 LOB: 0 BB: 0 P: 8	R: 0 E: 0 K: 0 S: 9	H: 1 LOB: 1 BB: 0 P: 12	R: 1 E: 0 K: 1 S: 14	H: 2 LOB: 2 BB: 1 P: 23	R: 0 E: 0 K: 0 S: 8	H: 0 LOB: 0 BB: 0 P: 11	R: 0 E: 0 K: 1 S: 10	H: 2 LOB: 2 BB: 0 P: 15	R: 0 E: 0 K: 0 S: 6	H: 1 LOB: 2 BB: 1 P: 12		R: 0 E: 0 K: 1 S: 9	H: 0 LOB: 1 BB: 1 P: 17	1B: 6 2B: 0 3B: 0 HR: 0	SF: 0 SAC: 1 DP: 0 HBP: 0	WP: 0 PB: 0 SB: 0 CS: 0	PA: 37						
PITCHER	IP	WLS	BF	H	R	ER	SO	BB	IBB	HBP	BLK	WP	HR	S	P	ERA		WHIP											
Derek Lilliquist, L ERA: 3.2	(1, 1)	6.1	W	26	5	1	1	3	2	0	0	0	0	0	0	0		1.42	1.105										
Jim Acker, R ERA: 2.88	(7, 1)	1.2		7	1	0	0	1	1	0	0	0	0	0	0	0		0.00	1.200										
Joe Boever, R ERA: 3.63	(8, 1)	1.0	S	4	0	0	0	1	1	0	0	0	0	0	0	0	0.00	1.000											



Batter	1	2	3	4	5	6	7	8	9	AB	R	H	RBI	BB	SO	LOB	TOP			
Jeff Blausler, R (1.5) OBP: 0.297, SLG: 0.417	E5 2B	K			F8			CS 1B		4	1	1	0	0	1	0	Atlanta Braves @ Philadelphia Phillies Veterans Stadium, Philadelphia, PA Sun Jul 02 1989, 3:33 AM EDT Att: 28,524 - Sunny - 85 F			
Lonnie Smith, R (1.7) OBP: 0.445, SLG: 0.592	WP 2B	2B			CS 1B			1-2 HR		4	2	3	2	0	0	0				
Andres Thomas, R (1.6) OBP: 0.254, SLG: 0.377	2H 2B				F8			G5-3		4	0	2	1	0	0	1				
Dale Murphy, R (1.8) OBP: 0.304, SLG: 0.347	L8				F9			L9		4	0	0	0	0	0	2				
Darrell Evans, L (1.3) OBP: 0.283, SLG: 0.299	BB				G4-3			F9		3	0	0	0	1	0	1				
Geronimo Berroa, R (1.9) OBP: 0.340, SLG: 0.400	K				K			G4-3		3	0	0	0	0	2	2				
Tommy Gregg, L (7.9) OBP: 0.351, SLG: 0.387	K				K			G5-3		1	0	0	0	0	0	0				
Jody Davis, R (1.2) OBP: 0.235, SLG: 0.222	P5				K			K		3	0	0	0	0	2	2				
Jeff Treadway, L (1.4) OBP: 0.314, SLG: 0.374		B3			P6			F8		3	0	0	0	0	0	0				
29 John Smoltz, R (1.1) OBP: 0.262, SLG: 0.306	G6-3				K			G1-3		3	0	0	0	0	1	0				
Inning Stats	R: 2 H: 2 E: 1 K: 1 S: 19	H: 2 LOB: 2 BB: 1 P: 31	R: 0 H: 0 E: 0 K: 1 S: 10	H: 0 LOB: 0 BB: 0 P: 13	R: 0 H: 1 E: 0 K: 0 S: 10	H: 0 LOB: 0 BB: 0 P: 15	R: 0 H: 0 E: 0 K: 2 S: 10	H: 0 LOB: 0 BB: 0 P: 15	R: 0 H: 1 E: 0 K: 1 S: 10	H: 0 LOB: 0 BB: 0 P: 15	R: 0 H: 0 E: 0 K: 1 S: 8	H: 0 LOB: 0 BB: 0 P: 15	R: 1 H: 2 E: 0 K: 0 S: 9	H: 2 LOB: 0 BB: 0 P: 15	R: 0 H: 0 E: 0 K: 0 S: 5	H: 0 LOB: 0 BB: 0 P: 6	1B: 3 2B: 2 3B: 0 HR: 1	SF: 0 SAC: 0 DP: 0 HBP: 0	WP: 1 PB: 0 SB: 0 CS: 2	PA: 33
PITCHER	IP WLS BF H R ER SO BB IBB HBP BLK WP HR S P ERA WHIP																			
Dennis Cook, L (1.1) ERA: 1.89	8.0 L 30 6 3 2 6 1 0 0 0 0 1 1 86 132 2.25 0.875																			
Don Carman, L (9.1) ERA: 5.0	1.0 3 0 0 0 0 0 0 0 0 0 0 0 5 6 0.00 0.000																			

Batter	1	2	3	4	5	6	7	8	9	AB	R	H	RBI	BB	SO	LOB	BOTTOM			
Lenny Dykstra, L (1.8) OBP: 0.364, SLG: 0.436	E 1B		F7			F9		K		4	1	1	0	0	1	1	Atlanta Braves @ Philadelphia Phillies Veterans Stadium, Philadelphia, PA Sun Jul 02 1989, 3:33 AM EDT Att: 28,524 - Sunny - 85 F			
Tom Herr, S (1.4) OBP: 0.347, SLG: 0.362	P5		K			G5-4-3		G3-1		4	0	0	0	0	1	2				
Von Hayes, L (1.9) OBP: 0.401, SLG: 0.489	P6				F9			F8		4	0	1	0	0	0	1				
John Kruk, L (1.7) OBP: 0.349, SLG: 0.359					L8			F7		3	0	1	1	0	0	1				
Bob Demler, R (8.7) OBP: 0.239, SLG: 0.221								K		0	0	0	0	0	0	0				
Dwayne Murphy, L (9. PH) OBP: 0.297, SLG: 0.369	2H 1B									1	0	0	0	0	1	0				
Ricky Jordan, R (1.3) OBP: 0.296, SLG: 0.346					G5-3			F8		3	0	1	0	0	0	1				
Charlie Hayes, R (1.5) OBP: 0.385, SLG: 0.375										1	0	0	0	1	1	0				
Steve Jeltz, S (1.6) OBP: 0.420, SLG: 0.410					K			L6		3	0	0	0	0	1	3				
Darren Daulton, L (1.2) OBP: 0.296, SLG: 0.325					P5			K		3	0	0	0	0	1	1				
Dennis Cook, L (1.1) OBP: 0.333, SLG: 0.467					F7			P6		2	0	1	0	0	0	0				
Curt Ford, L (8. PH) OBP: 0.301, SLG: 0.337										1	0	0	0	0	0	0				
Don Carman, L (9.1) ERA: 5.0										0	0	0	0	0	0	0				
Inning Stats	R: 1 H: 2 E: 1 K: 0 S: 10	H: 1 LOB: 1 BB: 0 P: 14	R: 0 H: 1 E: 0 K: 1 S: 7	H: 1 LOB: 1 BB: 0 P: 10	R: 0 H: 0 E: 0 K: 1 S: 8	H: 0 LOB: 0 BB: 0 P: 10	R: 0 H: 0 E: 0 K: 0 S: 7	H: 0 LOB: 0 BB: 0 P: 12	R: 0 H: 1 E: 0 K: 0 S: 3	H: 1 LOB: 2 BB: 0 P: 4	R: 0 H: 1 E: 0 K: 0 S: 14	H: 1 LOB: 2 BB: 1 P: 25	R: 0 H: 0 E: 0 K: 2 S: 9	H: 0 LOB: 0 BB: 0 P: 15	R: 0 H: 0 E: 0 K: 1 S: 9	H: 0 LOB: 0 BB: 0 P: 16	1B: 5 2B: 0 3B: 0 HR: 0	SF: 0 SAC: 1 DP: 1 HBP: 0	WP: 0 PB: 0 SB: 0 CS: 0	PA: 31
PITCHER	IP WLS BF H R ER SO BB IBB HBP BLK WP HR S P ERA WHIP																			
29 John Smoltz, R (1.1) ERA: 2.09	9.0 W 31 5 1 0 6 1 0 0 0 0 0 0 74 115 0.00 0.667																			

AB	32
R	3
H	6
RBI	3
BB	1
SO	6
LOB	8

AB	29
R	1
H	5
RBI	1
BB	1
SO	6
LOB	10



Batter	1	2	3	4	5	6	7	8	9	AB	R	H	RBI	BB	SO	LOB	TOP		
Lenny Harris, L (1,5) OBP: 0.276, SLG: 0.279	L9		G6-4-3			K			FC5-4 1B	4	1	1	0	0	1	1	Cincinnati Reds @ Philadelphia Phillies Veterans Stadium, Philadelphia, PA Mon Jul 03 1989, 7:05 PM EDT Att: 56,498 - Unknown		
Kal Daniels, L (1,7) OBP: 0.410, SLG: 0.381	BB		CS BB			1-3			F7	2	0	0	0	2	0	1			
Barry Larkin, R (1,6) OBP: 0.383, SLG: 0.467	K		CS	F8			PB BB		E5 FC5-4	3	0	0	0	1	1	2			
Eric Davis, R (1,8) OBP: 0.353, SLG: 0.552	K			4-3			6-3		FC5-4 1B	4	0	0	0	0	1	4			
Paul O'Neill, L (1,9) OBP: 0.339, SLG: 0.455		F8		4-3			G3			4	0	1	1	0	0	1			
Todd Benzinger, S (1,3) OBP: 0.301, SLG: 0.382		4-3			K					3	0	0	0	0	1	1			
Rob Dibble, L (7,1)										0	0	0	0	0	0	0			
Herm Winningham, L (9, PH) OBP: 0.302, SLG: 0.337										1	0	0	0	0	0	2			
Luis Quinones, S (1,4) OBP: 0.241, SLG: 0.407					L3					2	0	0	0	1	0	0			
Bo Diaz, R (1,2) OBP: 0.223, SLG: 0.262		BB			F8				P4	3	0	0	0	0	0	1			
Jose Rijo, R (1,1) OBP: 0.237, SLG: 0.243										2	0	1	0	0	0	0			
Norm Charlton, S (6,1)										0	0	0	0	0	0	0			
Ken Griffey, L (7,3) OBP: 0.336, SLG: 0.400			G6-4-3 1B						4-3	1	0	0	0	0	0	0			
Inning Stats	R: 0 E: 0 K: 2 S: 11	H: 0 LOB: 1 BB: 1 P: 20	R: 0 E: 0 K: 0 S: 5	H: 0 LOB: 1 BB: 1 P: 12	R: 0 E: 0 K: 0 S: 6	H: 1 LOB: 0 BB: 1 P: 12	R: 0 E: 0 K: 0 S: 7	H: 0 LOB: 0 BB: 0 P: 11	R: 0 E: 0 K: 1 S: 5	H: 0 LOB: 0 BB: 0 P: 7	R: 0 E: 0 K: 0 S: 5	H: 0 LOB: 1 BB: 1 P: 15	R: 0 E: 0 K: 0 S: 4	H: 0 LOB: 0 BB: 0 P: 8	R: 1 E: 1 K: 0 S: 12	H: 2 LOB: 2 BB: 0 P: 18	1B: 3 2B: 0 3B: 0 HR: 0	SF: 0 SAC: 0 DP: 1 HBP: 0	WP: 0 PA: 34 PB: 2 SB: 0 CS: 1
PITCHER	IP WLS BF H R ER SO BB IBB HBP BLK WP HR S P ERA WHIP	8.0 W 28 2 1 0 4 4 0 0 0 0 0 55 103 0.00 0.750	1.0 S 5 1 0 0 0 0 0 0 0 0 0 0 9 12 0.00 1.000																

Batter	1	2	3	4	5	6	7	8	9	AB	R	H	RBI	BB	SO	LOB	BOTTOM		
Lenny Dykstra, L (1,8) OBP: 0.361, SLG: 0.428	5-3					4-3			K	4	0	0	0	1	2	1	Cincinnati Reds @ Philadelphia Phillies Veterans Stadium, Philadelphia, PA Mon Jul 03 1989, 7:05 PM EDT Att: 56,498 - Unknown		
Tom Herr, S (1,4) OBP: 0.346, SLG: 0.358	4-3		BB			G3			1B 2B BB	3	1	0	0	1	1	2			
Von Hayes, L (1,9) OBP: 0.399, SLG: 0.485	G3		F6			F9			2B 1B	4	0	1	0	0	0	2			
Ricky Jordan, R (1,3) OBP: 0.304, SLG: 0.355		F7				1B			BB SH1-4 BB	3	1	2	1	1	0	0			
Dwayne Murphy, L (1,7) OBP: 0.303, SLG: 0.364						6-3			1-3 3-H 2B	1	0	0	0	1	0	1			
Bob Demier, R (6, PH) OBP: 0.237, SLG: 0.220						1-2			K	1	0	0	0	0	1	2			
Charlie Hayes, R (1,5) OBP: 0.333, SLG: 0.316						BB				3	0	0	0	0	1	3			
Curt Ford, L (7, PH) OBP: 0.298, SLG: 0.333						K			F9	1	0	0	0	0	0	2			
Dickie Thon, R (8,6) OBP: 0.296, SLG: 0.350									F8	0	0	0	0	0	0	0			
Steve Jeltz, S (1,6) OBP: 0.422, SLG: 0.408		K				1B				3	0	1	1	1	1	1			
Darren Daulton, L (1,2) OBP: 0.305, SLG: 0.327						SH1-4 1B				2	0	1	0	2	0	0			
Ken Howell, R (1,1) OBP: 0.212, SLG: 0.167						SH1-4				2	0	0	0	1	1	5			
Roger McDowell, R (9,1) OBP: 0.500, SLG: 0.500						L3				0	0	0	0	0	0	0			
Inning Stats	R: 0 E: 0 K: 0 S: 9	H: 0 LOB: 0 BB: 0 P: 14	R: 0 E: 0 K: 1 S: 9	H: 0 LOB: 1 BB: 1 P: 14	R: 0 E: 0 K: 1 S: 10	H: 1 LOB: 2 BB: 1 P: 17	R: 1 E: 0 K: 1 S: 11	H: 2 LOB: 2 BB: 1 P: 23	R: 0 E: 0 K: 0 S: 4	H: 0 LOB: 0 BB: 0 P: 6	R: 0 E: 0 K: 1 S: 8	H: 0 LOB: 3 BB: 3 P: 21	R: 1 E: 0 K: 2 S: 14	H: 2 LOB: 2 BB: 1 P: 24	R: 0 E: 0 K: 1 S: 10	H: 0 LOB: 1 BB: 1 P: 16	1B: 4 2B: 1 3B: 0 HR: 0	SF: 0 SAC: 2 DP: 0 HBP: 0	WP: 0 PA: 37 PB: 0 SB: 1 CS: 0
PITCHER	IP WLS BF H R ER SO BB IBB HBP BLK WP HR S P ERA WHIP	5.0 L 21 3 1 1 3 3 1 0 0 0 0 0 15 34 6.75 3.000	1.1 9 1 1 1 2 3 1 0 0 0 0 0 17 27 0.00 1.200																

Batter	1	2	3	4	5	6	7	8	9	AB R H RBI BB SO LOB	TOP											
Lenny Harris, L (1.5) OBP: 0.274, SLG: 0.272	4-1 2B BB		0-3 K	0-0 G3			0-1 F9		1-1 4-3	4 1 0 0 1 1 6	Cincinnati Reds @ Philadelphia Phillies Veterans Stadium, Philadelphia, PA Tue Jul 04 1989, 7:05 PM EDT Att: 14,636 - Unknown livebaseballscorecards.com											
Kal Daniels, L (1.7) OBP: 0.413, SLG: 0.394 Herm Winningham, L (9.7) OBP: 0.302, SLG: 0.337	0-1 1-H FC3-6 2B		2-1 4-3		0-1 FC6-4 1B		0-3 K			4 1 2 1 0 1 1 0 0 0 0 0 0 0												
Barry Larkin, R (1.6) OBP: 0.381, SLG: 0.464	2-2 1-3		0-2 1B		1-0 FC6-4 G5-4-3 1-2			1-2 F8		4 0 1 0 0 0 2												
Eric Davis, R (1.8) OBP: 0.352, SLG: 0.544	4-1 FC3-6 BB		0-1 F8		3-0 G5-4-3 1-2			0-0 L8		3 0 0 0 1 0 2												
Paul O'Neill, L (1.9) OBP: 0.334, SLG: 0.449	2-0 FC3-6 1-2			1-3 K		1-1 L4		2-2 P6		4 0 0 1 0 1 1												
Todd Benzinger, S (1.3) SAFE SAFE SAFE	0-1 F9		0-1 E6 2B		0-2 5-3			0-1 F9		4 0 0 0 0 0 1												
Luis Quinones, S (1.4) OBP: 0.274, SLG: 0.439		2-2 CS HBP		1-1 2B		0-1 F8		2-0 SH5-4 BB 1B		3 0 2 0 0 0 0												
Bo Diaz, R (1.2) OBP: 0.239, SLG: 0.266		1-1 F8 1-2		4-0 IBB		1-0 1B		4-0 SH5-4 BB 1-2		2 0 1 0 2 0 1												
Tom Browning, L (1.1) OBP: 0.171, SLG: 0.128 John Franco, L (9.1)		0-2 6-3		0-3 K		0-3 K SAFE SAFE		1-0 SH5-4 1-2 2-3		3 0 0 0 0 2 4 0 0 0 0 0 0 0												
Inning Stats	R: 2 E: 0 K: 0 S: 10	H: 1 LOB: 1 BB: 2 P: 22	R: 0 E: 0 K: 0 S: 7	H: 0 LOB: 0 BB: 0 P: 10	R: 0 E: 0 K: 1 S: 11	H: 1 LOB: 1 BB: 0 P: 13	R: 0 E: 0 K: 2 S: 12	H: 1 LOB: 3 BB: 1 P: 18	R: 0 E: 0 K: 0 S: 4	H: 0 LOB: 0 BB: 0 P: 8	R: 0 E: 0 K: 0 S: 8	H: 0 LOB: 0 BB: 0 P: 9	R: 0 E: 0 K: 2 S: 11	H: 1 LOB: 1 BB: 0 P: 12	R: 0 E: 0 K: 0 S: 9	H: 0 LOB: 0 BB: 0 P: 12	R: 0 E: 0 K: 0 S: 6	H: 1 LOB: 2 BB: 1 P: 14	1B: 4 2B: 2 3B: 0 HR: 0	SF: 0 SAC: 1 DP: 1 HBP: 1	WP: 0 PB: 0 SB: 0 CS: 1	PA: 37
PITCHER Terry Mulholland, L (1.1) ERA: 4.78	IP: 9.0 WLS: L BF: 37	H: 6 R: 2 ER: 2 SO: 5	BB: 3 IBB: 1 HBP: 1 BLK: 0	WP: 0 HR: 0 S: 78 P: 118	ERA: 2.00 WHIP: 1.000	PITCHER					IP: WLS: BF: H: R: ER: SO: BB: IBB: HBP: BLK: WP: HR: S: P: ERA: WHIP											

Batter	1	2	3	4	5	6	7	8	9	AB R H RBI BB SO LOB	BOTTOM									
Lenny Dykstra, L (1.8) OBP: 0.355, SLG: 0.420	2-1 P6			3-2 L3			0-0 L1		0-1 G4-3 1-2	4 0 0 0 0 0 1	Cincinnati Reds @ Philadelphia Phillies Veterans Stadium, Philadelphia, PA Tue Jul 04 1989, 7:05 PM EDT Att: 14,636 - Unknown livebaseballscorecards.com									
Tom Herr, S (1.4) OBP: 0.343, SLG: 0.354	2-1 5-3			0-0 P6			0-1 P6			3 0 0 0 0 0 0										
Von Hayes, L (1.9) OBP: 0.396, SLG: 0.480	2-2 4-3			0-1 F7			1-0 4-3			3 0 0 0 0 0 0										
Ricky Jordan, R (1.3) OBP: 0.300, SLG: 0.350		0-0 F8			0-1 5-3			0-0 F8		3 0 0 0 0 0 0										
Randy Ready, R (1.7) OBP: 0.363, SLG: 0.366		0-1 P6			1-1 F8			1-2 L8		3 0 0 0 0 0 0										
Charlie Hayes, R (1.5) OBP: 0.292, SLG: 0.273		0-3 K			0-2 F8			0-0 F8		3 0 0 0 0 1 0										
Dickie Thon, R (1.6) OBP: 0.286, SLG: 0.355			1-2 F9			0-0 6-3		0-1 1B 2B		3 1 1 0 0 0 0										
Steve Lake, R (1.2) OBP: 0.307, SLG: 0.336			1-2 L7			1-1 P6		0-3 K		3 0 0 0 0 1 1										
Terry Mulholland, R (1.1) OBP: 0.111, SLG: 0.111 Steve Jeltz, S (9.7) OBP: 0.426, SLG: 0.413			0-3 K			1-3 K		3-2 G4-3 2-H 1B		2 0 0 0 0 2 0 1 0 1 1 0 0 0										
Inning Stats	R: 0 E: 0 K: 0 S: 9	H: 0 LOB: 0 BB: 0 P: 15	R: 0 E: 0 K: 1 S: 6	H: 0 LOB: 0 BB: 0 P: 6	R: 0 E: 0 K: 1 S: 9	H: 0 LOB: 0 BB: 0 P: 11	R: 0 E: 0 K: 0 S: 6	H: 0 LOB: 0 BB: 0 P: 9	R: 0 E: 0 K: 1 S: 6	H: 0 LOB: 0 BB: 0 P: 8	R: 0 E: 0 K: 1 S: 4	H: 0 LOB: 0 BB: 0 P: 5	R: 0 E: 0 K: 0 S: 5	H: 0 LOB: 0 BB: 0 P: 6	R: 1 E: 0 K: 1 S: 10	H: 2 LOB: 2 BB: 0 P: 13	1B: 1 2B: 1 3B: 0 HR: 0	SF: 0 SAC: 0 DP: 1 HBP: 0	WP: 0 PB: 0 SB: 0 CS: 0	PA: 28
PITCHER Tom Browning, L (1.1) ERA: 3.12 John Franco, L (9.1) ERA: 1.35	IP: 8.1 WLS: W BF: 27	H: 2 R: 1 ER: 1 SO: 4	BB: 0 IBB: 0 HBP: 0 BLK: 0	WP: 0 HR: 0 S: 60 P: 79	ERA: 1.08 WHIP: 0.240	PITCHER					IP: WLS: BF: H: R: ER: SO: BB: IBB: HBP: BLK: WP: HR: S: P: ERA: WHIP									

Batter	1	2	3	4	5	6	7	8	9	AB	R	H	RBI	BB	SO	LOB	TOP					
Lenny Dykstra, L (1,8) OBP: 0.355, SLG: 0.416	F7	S		G4-6-3			4-3			4	0	2	2	0	0	0	Philadelphia Phillies @ Atlanta Braves Atlanta-Fulton County Stadium, Atlanta, GA Fri Jul 07 1989, 7:05 PM EDT Att: 11,450 - Unknown					
Tom Herr, S (1,4) OBP: 0.349, SLG: 0.352	1B	G3		G4-6-3			CS			3	0	1	0	1	0	2						
Von Hayes, L (1,9) OBP: 0.398, SLG: 0.477	1B			1B			P6			3	0	2	0	1	0	1						
Ricky Jordan, R (1,3) OBP: 0.298, SLG: 0.349	P3			K			CS	F9		4	0	0	0	0	1	4						
Dwayne Murphy, L (1,7) OBP: 0.310, SLG: 0.387	1B			BB			4-3	4-3		2	0	0	0	2	0	1						
Darren Daulton, L (1,2) OBP: 0.302, SLG: 0.314	F9			BB			L9	G1-3		4	0	0	0	0	0	5						
Charlie Hayes, R (1,5) OBP: 0.314, SLG: 0.394		E5		HR			L9			4	2	1	1	0	1	0						
Steve Jeltz, S (1,6) OBP: 0.413, SLG: 0.390		6-3		SH1-4			F7			3	1	0	0	1	1	1						
Dennis Cook, L (1,1) OBP: 0.294, SLG: 0.412		G1		SH1-4			F7			2	0	0	0	0	0	1						
Greg Harris, S (6,1)										0	0	0	0	0	0	0						
Don Carman, L (7,1)										0	0	0	0	0	0	0						
Todd Frohwrth, R (7,1)										0	0	0	0	0	0	0						
Curt Ford, L (9,PH)										1	0	0	0	0	1	0						
Inning Stats	R: 0 E: 0 K: 0 S: 14	H: 2 LOB: 3 BB: 1 P: 21	R: 1 E: 1 K: 0 S: 14	H: 1 LOB: 1 BB: 0 P: 19	R: 0 E: 0 K: 1 S: 8	H: 1 LOB: 1 BB: 1 P: 13	R: 2 E: 0 K: 0 S: 11	H: 2 LOB: 0 BB: 1 P: 19	R: 0 E: 0 K: 0 S: 8	H: 0 LOB: 1 BB: 1 P: 18	R: 0 E: 0 K: 0 S: 4	H: 0 LOB: 0 BB: 0 P: 4	R: 0 E: 0 K: 0 S: 3	H: 0 LOB: 0 BB: 1 P: 7	R: 0 E: 0 K: 0 S: 6	H: 0 LOB: 0 BB: 0 P: 10	R: 0 E: 0 K: 3 S: 11	H: 0 LOB: 0 BB: 0 P: 16	1B: 5 2B: 0 3B: 0 HR: 1	SF: 0 SAC: 1 DP: 1 HBP: 0	WP: 0 PB: 0 SB: 3 CS: 1	PA: 37
PITCHER	IP WLS BF H R ER SO BB IBB HBP BLK WP HR S P ERA WHIP																					
29 John Smoltz, R (1,1) ERA: 2.1	8.0 W 33 6 3 2 1 5 0 0 0 0 0 1 68 111 2.25 1.375																					
Joe Boever, R (9,1) ERA: 3.38	1.0 S 3 0 0 0 3 0 0 0 0 0 0 0 11 16 0.00 0.000																					

Batter	1	2	3	4	5	6	7	8	9	AB	R	H	RBI	BB	SO	LOB	BOTTOM			
Oddibe McDowell, L (1,8) OBP: 0.303, SLG: 0.304	CS		F8			SH1	1B			4	1	3	1	0	0	0	Philadelphia Phillies @ Atlanta Braves Atlanta-Fulton County Stadium, Atlanta, GA Fri Jul 07 1989, 7:05 PM EDT Att: 11,450 - Unknown			
Jeff Blauser, R (1,6) OBP: 0.303, SLG: 0.416	F8			G3-1		SH1	F7			3	0	0	0	0	3					
Lonnie Smith, R (1,7) OBP: 0.444, SLG: 0.603	P3			E1		HR	K			4	2	2	2	0	1	2				
Dale Murphy, R (1,9) OBP: 0.305, SLG: 0.340	P4			FC3-6		K				4	0	1	1	0	2	0				
Gerald Perry, L (1,3) OBP: 0.338, SLG: 0.341		HR		FC3-6			L8			4	1	2	1	0	0	1				
Ed Whited, R (1,5)	G6-3			FC6-4		1B	F9			4	0	0	0	0	2					
Jeff Treadway, L (1,4) OBP: 0.314, SLG: 0.365	K					F7				3	0	0	0	0	1	0				
Bruce Benedict, R (1,2) OBP: 0.310, SLG: 0.234				K		P3	29 1B			2	1	0	0	1	1	0				
29 John Smoltz, R (1,1) OBP: 0.267, SLG: 0.308				G5-3		G3				3	0	1	0	0	0	0				
Joe Boever, R (9,1) ERA: 5.54							1B			0	0	0	0	0	0	0				
Inning Stats	R: 0 E: 0 K: 0 S: 8	H: 1 LOB: 0 BB: 0 P: 8	R: 1 E: 0 K: 1 S: 9	H: 1 LOB: 0 BB: 0 P: 18	R: 0 E: 0 K: 1 S: 9	H: 0 LOB: 0 BB: 0 P: 17	R: 1 E: 2 K: 0 S: 14	H: 2 LOB: 1 BB: 0 P: 20	R: 0 E: 0 K: 0 S: 5	H: 0 LOB: 0 BB: 0 P: 8	R: 2 E: 0 K: 1 S: 18	H: 3 LOB: 1 BB: 0 P: 25	R: 1 E: 0 K: 1 S: 16	H: 2 LOB: 2 BB: 1 P: 30	R: 0 E: 0 K: 1 S: 7	H: 0 LOB: 0 BB: 0 P: 9	1B: 7 2B: 0 3B: 0 HR: 2	SF: 0 SAC: 1 DP: 0 HBP: 0	WP: 0 PB: 0 SB: 0 CS: 1	PA: 33
PITCHER	IP WLS BF H R ER SO BB IBB HBP BLK WP HR S P ERA WHIP																			
Dennis Cook, L (1,1) ERA: 2.27	5.2 L 23 7 4 3 3 1 0 0 0 0 0 0 14 24 4.76 1.235																			
Greg Harris, R (6,1) ERA: 3.38	0.2 4 1 1 1 0 1 0 0 0 0 0 0 4 6 ∞ ∞																			
Don Carman, L (7,1) ERA: 5.0	0.0 1 1 0 0 0 0 0 0 0 0 0 0 4 6 ∞ ∞																			
Todd Frohwrth, R (7,1) ERA: 5.54	1.2 5 0 0 0 2 0 0 0 0 0 0 0 13 18 0.00 0.000																			

Batter	1	2	3	4	5	6	7	8	9	AB	R	H	RBI	BB	SO	LOB	TOP																
Lenny Dykstra, L OBP: 0.397, SLG: 0.422	G4-3		G1-3														Philadelphia Phillies @ Atlanta Braves Atlanta-Fulton County Stadium, Atlanta, GA Sat Jul 08 1989, 7:05 PM EDT Att: 21,337 - Unknown - 85 F																
Tom Herr, S OBP: 0.348, SLG: 0.349	F9																																
Von Hayes, L OBP: 0.397, SLG: 0.474	K		FC4-6																														
Ricky Jordan, R OBP: 0.293, SLG: 0.343			F9																														
Randy Ready, R OBP: 0.382, SLG: 0.385																																	
Larry McWilliams, L OBP: 0.095, SLG: 0.095																																	
Bob Dernier, R OBP: 0.258, SLG: 0.222																																	
Jeff Parrett, R OBP: 0.258, SLG: 0.222																																	
Charlie Hayes, R OBP: 0.333, SLG: 0.417																																	
Dickie Thon, R OBP: 0.291, SLG: 0.365																																	
Dwayne Murphy, L OBP: 0.307, SLG: 0.382																																	
Steve Lake, R OBP: 0.308, SLG: 0.330																																	
Darren Daulton, L OBP: 0.300, SLG: 0.312																																	
Ken Howell, R OBP: 0.200, SLG: 0.156																																	
Curt Ford, L OBP: 0.290, SLG: 0.323																																	
Inning Stats	R: 0 E: 0 K: 1 S: 6	H: 0 LOB: 0 BB: 0 P: 12	R: 1 E: 0 K: 0 S: 9	H: 2 LOB: 2 BB: 1 P: 16	R: 0 E: 0 K: 0 S: 8	H: 0 LOB: 1 BB: 1 P: 16	R: 1 E: 0 K: 2 S: 13	H: 1 LOB: 1 BB: 1 P: 21	R: 1 E: 0 K: 0 S: 8	H: 1 LOB: 0 BB: 0 P: 12	R: 0 E: 0 K: 0 S: 9	H: 1 LOB: 0 BB: 0 P: 14	R: 0 E: 0 K: 1 S: 9	H: 1 LOB: 0 BB: 0 P: 14	R: 0 E: 0 K: 0 S: 8	H: 0 LOB: 0 BB: 0 P: 12		R: 0 E: 0 K: 1 S: 7	H: 0 LOB: 0 BB: 0 P: 12	1B: 3 2B: 4 3B: 0 HR: 1	SF: 0 SAC: 0 DP: 1 HBP: 0	WP: 0 PB: 0 SB: 1 CS: 1	PA: 35										
PITCHER	IP WLS BF H R ER SO BB IBB HBP BLK WP HR S P ERA WHIP																																
Tom Glavine, L ERA: 3.45	5.0	22	4	3	3	3	2	1	0	0	0	0	1	44	77	5.40	1.200																
Jim Acker, R ERA: 2.62	2.0	7	2	0	0	1	0	0	0	0	0	0	0	18	28	0.00	1.000																
Paul Assenmacher, L ERA: 4.5	1.0	W	3	1	0	0	0	0	0	0	0	0	0	8	12	0.00	1.000																
Joe Boever, R ERA: 3.3	1.0	S	3	0	0	0	1	0	0	0	0	0	0	7	12	0.00	0.000																

Batter	1	2	3	4	5	6	7	8	9	AB	R	H	RBI	BB	SO	LOB	BOTTOM																
Oddibe McDowell, L OBP: 0.302, SLG: 0.307	K																Philadelphia Phillies @ Atlanta Braves Atlanta-Fulton County Stadium, Atlanta, GA Sat Jul 08 1989, 7:05 PM EDT Att: 21,337 - Unknown - 85 F																
Jeff Treadway, L OBP: 0.313, SLG: 0.361	P6																																
Lonnie Smith, R OBP: 0.445, SLG: 0.603	K																																
Darrell Evans, L OBP: 0.282, SLG: 0.308																																	
Joe Boever, R ERA: 3.3																																	
Gerald Perry, L OBP: 0.340, SLG: 0.341																																	
Tommy Gregg, L OBP: 0.345, SLG: 0.380																																	
Jeff Blauser, R OBP: 0.298, SLG: 0.408																																	
Bruce Benedict, R OBP: 0.308, SLG: 0.234																																	
Tom Glavine, L OBP: 0.295, SLG: 0.234																																	
Giuseppe Brizzola, R OBP: 0.110, SLG: 0.090																																	
Jim Acker, R OBP: 0.295, SLG: 0.337																																	
Andres Thomas, R OBP: 0.222, SLG: 0.237																																	
Pete Smith, R OBP: 0.222, SLG: 0.237																																	
Paul Assenmacher, L OBP: 0.298, SLG: 0.408																																	
Ed Whited, R ERA: 3.22																																	
Inning Stats	R: 0 E: 0 K: 2 S: 8	H: 0 LOB: 0 BB: 0 P: 14	R: 0 E: 0 K: 1 S: 7	H: 0 LOB: 0 BB: 0 P: 11	R: 0 E: 0 K: 0 S: 6	H: 0 LOB: 0 BB: 0 P: 10	R: 1 E: 0 K: 0 S: 8	H: 1 LOB: 1 BB: 1 P: 16	R: 0 E: 0 K: 1 S: 8	H: 1 LOB: 1 BB: 0 P: 13	R: 2 E: 0 K: 0 S: 8	H: 3 LOB: 0 BB: 0 P: 15	R: 0 E: 0 K: 2 S: 10	H: 0 LOB: 1 BB: 1 P: 19	R: 1 E: 0 K: 2 S: 15	H: 2 LOB: 2 BB: 2 P: 28	R: 1 E: 0 K: 0 S: 15	H: 2 LOB: 3 BB: 0 P: 28	1B: 4 2B: 3 3B: 0 HR: 0	SF: 1 SAC: 0 DP: 0 HBP: 0	WP: 2 PB: 0 SB: 0 CS: 0	PA: 35											
PITCHER	IP WLS BF H R ER SO BB IBB HBP BLK WP HR S P ERA WHIP																																
Ken Howell, R ERA: 3.88	5.0	18	2	1	1	4	1	0	0	0	0	0	0	18	34	1.80	0.600																
Larry McWilliams, L ERA: 3.21	2.0	10	3	2	2	2	1	0	0	0	0	0	0	18	34	9.00	2.000																
Jeff Parrett, R ERA: 3.22	1.0	L	7	2	1	1	2	2	0	0	0	0	0	15	28	9.00	4.000																

AB	32
R	3
H	7
RBI	2
BB	3
SO	5
LOB	10

AB	30
R	4
H	7
RBI	4
BB	4
SO	8
LOB	12



Batter	1	2	3	4	5	6	7	8	9	10	11	12	13	AB R H RBI BB SO LOB	TOP															
Lenny Dykstra, L OBP: 0.360, SLG: 0.421														5 1 2 1 1 0 0	<p>Philadelphia Phillies @ Atlanta Braves Atlanta-Fulton County Stadium, Atlanta, GA</p> <p>Sun Jul 09 1989, 3:33 AM EDT Att: 9,292 - Sunny - 95 F</p> <p>livebaseballscorecards.com</p> <p>AB 44 R 4 H 9 RBI 4 BB 5 SO 5 LOB 15</p>															
Tom Herr, S OBP: 0.345, SLG: 0.346														5 0 1 1 0 0 1																
Von Hayes, L OBP: 0.395, SLG: 0.473														5 1 2 0 1 2 2																
Ricky Jordan, R OBP: 0.294, SLG: 0.342														4 0 1 1 1 0 2																
Dwayne Murphy, L OBP: 0.298, SLG: 0.366														6 0 1 1 0 0 5																
Darren Daulton, L OBP: 0.297, SLG: 0.307														6 0 1 0 0 1 2																
Charlie Hayes, R OBP: 0.302, SLG: 0.375														4 0 0 0 0 1 3																
Roger McDowell, R OBP: 0.500, SLG: 0.500														0 0 0 0 0 1 0																
Randy Ready, R OBP: 0.385, SLG: 0.385														0 0 0 0 0 0 0																
Jeff Parrett, R														0 0 0 0 0 0 0																
Dickie Thon, R OBP: 0.289, SLG: 0.357														4 1 0 0 1 1 0																
Terry Mulholland, R ERA: 4.79														2 0 0 0 0 0 0																
Jim Adduci, L ERA: 4.79														1 1 1 0 0 0 0																
Don Carman, L ERA: 4.79														0 0 0 0 0 0 0																
Steve Jeltz, S ERA: 4.79														2 0 0 0 0 0 0																
Inning Stats	R: 1 E: 0 K: 0 S: 8	H: 1 LOB: 1 BB: 1 P: 17	R: 0 E: 0 K: 1 S: 8	H: 0 LOB: 0 BB: 0 P: 14	R: 0 E: 0 K: 1 S: 9	H: 1 LOB: 2 BB: 1 P: 16	R: 0 E: 0 K: 0 S: 7	H: 1 LOB: 0 BB: 0 P: 13	R: 0 E: 1 K: 0 S: 8	H: 1 LOB: 1 BB: 0 P: 14	R: 2 E: 1 K: 1 S: 10	H: 3 LOB: 2 BB: 0 P: 30	R: 0 E: 0 K: 1 S: 9	H: 1 LOB: 1 BB: 0 P: 13	R: 0 E: 1 K: 0 S: 10	H: 0 LOB: 1 BB: 0 P: 16	R: 0 E: 0 K: 0 S: 9	H: 0 LOB: 0 BB: 0 P: 16	R: 0 E: 0 K: 1 S: 7	H: 0 LOB: 0 BB: 1 P: 16	R: 0 E: 0 K: 0 S: 5	H: 0 LOB: 0 BB: 0 P: 8	R: 0 E: 0 K: 0 S: 8	H: 1 LOB: 1 BB: 1 P: 14	1B: 9 2B: 0 3B: 0 HR: 0	SF: 1 SAC: 0 DP: 0 HBP: 0	W/P: 0 P/B: 0 SB: 0 CS: 3	PA: 53		
PITCHER	IP WLS BF H R ER SO BB IBB HBP BLK WP HR S P ERA WHIP																													
Marty Clary, R ERA: 3.38	6.2	27	5	3	3	2	3	0	0	0	0	0	0	57	106	4.05	1.200													
Derek Lilliquist, L ERA: 3.31	0.1	3	2	0	0	1	0	0	0	0	0	0	0	9	11	0.00	6.000													
Jim Acker, R ERA: 2.58	1.0	4	1	0	0	1	0	0	0	0	0	0	0	9	13	0.00	1.000													
Mark Eichhorn, R ERA: 4.79	2.0	6	0	0	0	0	0	0	0	0	0	0	0	19	32	0.00	0.000													
Joe Boever, R ERA: 3.28	3.0	L	11	1	1	1	2	0	0	0	0	0	0	20	38	3.00	1.000													

Batter	1	2	3	4	5	6	7	8	9	10	11	12	13	AB R H RBI BB SO LOB	BOTTOM															
Oddibe McDowell, L OBP: 0.300, SLG: 0.303														6 0 1 0 0 2 4	<p>Philadelphia Phillies @ Atlanta Braves Atlanta-Fulton County Stadium, Atlanta, GA</p> <p>Sun Jul 09 1989, 3:33 AM EDT Att: 9,292 - Sunny - 95 F</p> <p>livebaseballscorecards.com</p> <p>AB 46 R 3 H 10 RBI 2 BB 6 SO 11 LOB 19</p>															
Jeff Blauser, R OBP: 0.294, SLG: 0.398														5 1 0 0 1 1 3																
Lonnie Smith, R OBP: 0.453, SLG: 0.610														4 0 3 1 2 0 0																
Dale Murphy, R OBP: 0.306, SLG: 0.338														5 0 1 0 1 1 4																
Gerald Perry, L ERA: 4.53														2 0 0 0 1 0 1 0																
Derek Lilliquist, L ERA: 3.28														0 0 0 0 0 0 0 0																
Jim Acker, R ERA: 2.58														1 0 0 0 0 0 0 0																
Tommy Sisk, R ERA: 3.28														0 0 0 0 0 0 0 0																
Mark Eichhorn, R ERA: 4.79														0 0 0 0 0 0 0 0																
Andres Thomas, R ERA: 4.79														1 0 0 0 0 0 0 0																
Joe Boever, R ERA: 3.28														1 0 0 0 0 0 0 0																
Geonimo Barnes, R OBP: 0.281, SLG: 0.365														1 0 0 0 0 0 0 0																
Ed Whited, R OBP: 0.067, SLG: 0.067														6 0 1 0 0 0 3																
Jeff Treadway, L OBP: 0.313, SLG: 0.358														5 1 1 0 1 2 1																
Bruce Benedict, R OBP: 0.303, SLG: 0.230														2 0 0 0 0 0 1																
John Russell, R OBP: 0.161, SLG: 0.145														3 0 0 0 0 2 1																
Jody Davis, R OBP: 0.234, SLG: 0.217														1 0 0 0 0 1 1																
Marty Clary, R OBP: 0.353, SLG: 0.333														2 1 1 0 0 0 0																
Darrell Evans, L OBP: 0.290, SLG: 0.311														2 0 1 0 1 1 0																
Inning Stats	R: 0 E: 0 K: 1 S: 11	H: 1 LOB: 1 BB: 0 P: 14	R: 0 E: 0 K: 1 S: 9	H: 1 LOB: 1 BB: 0 P: 12	R: 2 E: 1 K: 1 S: 13	H: 2 LOB: 2 BB: 2 P: 28	R: 0 E: 0 K: 0 S: 4	H: 1 LOB: 0 BB: 0 P: 9	R: 0 E: 0 K: 0 S: 7	H: 1 LOB: 1 BB: 0 P: 21	R: 0 E: 0 K: 1 S: 13	H: 1 LOB: 2 BB: 0 P: 25	R: 0 E: 0 K: 0 S: 10	H: 1 LOB: 0 BB: 1 P: 15	R: 0 E: 0 K: 1 S: 7	H: 0 LOB: 0 BB: 0 P: 11	R: 0 E: 0 K: 3 S: 15	H: 1 LOB: 2 BB: 1 P: 25	R: 0 E: 0 K: 2 S: 10	H: 1 LOB: 1 BB: 0 P: 15	1B: 8 2B: 2 3B: 0 HR: 0	SF: 1 SAC: 0 DP: 0 HBP: 0	W/P: 0 P/B: 0 SB: 1 CS: 1	PA: 54						
PITCHER	IP WLS BF H R ER SO BB IBB HBP BLK WP HR S P ERA WHIP																													
Terry Mulholland, L ERA: 4.53	6.0	24	5	2	2	4	1	1	0	0	0	0	0	55	86	3.00	1.000													
Don Carman, L ERA: 4.84	1.0	4	1	0	0	1	0	0	0	0	0	0	0	13	21	0.00	1.000													
Roger McDowell, R ERA: 2.45	3.0	13	2	1	0	0	2	1	0	0	0	0	0	28	53	0.00	1.333													
Jeff Parrett, R ERA: 3.04	3.0	W	12	2	0	0	6	0	1	0	0	0	0	32	51	0.00	0.667													

Batter	1	2	3	4	5	6	7	8	9	AB	R	H	RBI	BB	SO	LOB	TOP			
Billy Hatcher, R OBP: 0.290, SLG: 0.327 (1, 7)																	5 0 1 0 0 2 2			
Gerald Young, S OBP: 0.334, SLG: 0.273 (1, 8)																	4 0 1 0 0 1 0			
Bill Doran, S OBP: 0.325, SLG: 0.388 (1, 4)																	4 0 0 0 0 0 2			
Glenn Davis, R OBP: 0.329, SLG: 0.452 (1, 3)																	4 0 0 0 0 0 0			
Ken Caminiti, S OBP: 0.299, SLG: 0.355 (1, 5)																	2 1 0 0 2 0 0			
Rafael Ramirez, R OBP: 0.286, SLG: 0.312 (1, 6)																	3 0 0 0 1 0 1			
Mark Davidson, R OBP: 0.429, SLG: 0.833 (1, 9)																	3 1 2 2 1 0 0			
Alex Trevino, R OBP: 0.324, SLG: 0.429 (1, 2)																	2 1 1 0 1 1 3			
Bob Forsch, R OBP: 0.188, SLG: 0.188 (1, 1)																	2 0 0 1 0 0 3			
Danny Darwin, R OBP: 0.100, SLG: 0.111 (7, 1)																	0 0 0 0 0 0 0			
Craig Reynolds, L OBP: 0.280, SLG: 0.265 (9, PH)																	1 0 0 0 0 0 1			
Dave Smith, R OBP: 0.280, SLG: 0.265 (9, 1)																	0 0 0 0 0 0 0			
Inning Stats	R: 0 E: 0 K: 2 S: 10	H: 0 LOB: 0 BB: 0 P: 14	R: 0 E: 0 K: 0 S: 5	H: 0 LOB: 0 BB: 0 P: 7	R: 0 E: 0 K: 0 S: 6	H: 0 LOB: 1 BB: 1 P: 10	R: 0 E: 0 K: 0 S: 6	H: 0 LOB: 0 BB: 0 P: 9	R: 3 E: 0 K: 1 S: 23	H: 4 LOB: 2 BB: 1 P: 36	R: 0 E: 0 K: 1 S: 8	H: 0 LOB: 0 BB: 0 P: 7	R: 0 E: 0 K: 0 S: 7	H: 0 LOB: 0 BB: 0 P: 8	R: 0 E: 0 K: 0 S: 7	H: 1 LOB: 1 BB: 0 P: 12	1B: 3 2B: 0 3B: 1 HR: 1	SF: 0 SAC: 2 DP: 0 HBP: 0	WP: 0 PB: 0 SB: 0 CS: 0	PA: 37
PITCHER	IP WLS BF H R ER SO BB IBB HBP BLK WP HR S P ERA WHIP																			
Dennis Cook, L ERA: 2.57 (1, 1)	5.1 L 24 4 3 3 2 4 0 0 0 0 0 1 54 89 5.06 1.500																			
Todd Frohwrth, R ERA: 4.5 (6, 1)	2.2 9 0 0 0 2 1 0 0 0 0 0 0 17 23 0.00 0.375																			
Roger McDowell, R ERA: 2.4 (9, 1)	1.0 4 1 0 0 0 0 0 0 0 0 0 0 8 12 0.00 1.000																			

Houston Astros @ Philadelphia Phillies
Veterans Stadium, Philadelphia, PA
Thu Jul 13 1989, 7:05 PM EDT
Att: 22,771 - Unknown

AB	30
R	3
H	5
RBI	3
BB	5
SO	4
LOB	12



Batter	1	2	3	4	5	6	7	8	9	AB	R	H	RBI	BB	SO	LOB	BOTTOM					
Lenny Dykstra, L OBP: 0.368, SLG: 0.436 (1, 8)																	3 0 1 0 1 0 0					
Tom Herr, S OBP: 0.343, SLG: 0.343 (1, 4)																	4 0 1 0 0 1 2					
Von Hayes, L OBP: 0.397, SLG: 0.468 (1, 9)																	3 0 0 0 1 1 1					
Dwayne Murphy, L OBP: 0.296, SLG: 0.360 (1, 7)																	4 0 1 0 0 1 2					
Jim Adduci, L OBP: 0.286, SLG: 0.286 (1, 3)																	4 0 1 0 0 0 3					
Darren Daulton, L OBP: 0.300, SLG: 0.311 (1, 2)																	4 0 2 0 0 0 1					
Charlie Hayes, R OBP: 0.306, SLG: 0.375 (1, 5)																	4 0 1 0 0 2 2					
Steve Jeltz, S OBP: 0.399, SLG: 0.373 (1, 6)																	4 0 0 0 0 1 4					
Dennis Cook, L OBP: 0.263, SLG: 0.368 (1, 1)																	2 0 0 0 0 0 0					
Todd Frohwrth, R ERA: 3.86 (6, 1)																	0 0 0 0 0 0 0					
Curt Ford, L OBP: 0.284, SLG: 0.317 (6, PH)																	1 0 0 0 0 1 0					
Roger McDowell, R OBP: 0.500, SLG: 0.500 (9, 1)																	0 0 0 0 0 0 0					
Ricky Jordan, R OBP: 0.299, SLG: 0.349 (9, PH)																	1 0 0 0 0 0 3					
Inning Stats	R: 0 E: 0 K: 0 S: 6	H: 1 LOB: 2 BB: 1 P: 11	R: 0 E: 0 K: 1 S: 10	H: 0 LOB: 0 BB: 0 P: 13	R: 0 E: 0 K: 0 S: 6	H: 0 LOB: 0 BB: 1 P: 13	R: 0 E: 0 K: 0 S: 10	H: 1 LOB: 1 BB: 0 P: 15	R: 0 E: 0 K: 1 S: 8	H: 0 LOB: 0 BB: 0 P: 12	R: 0 E: 0 K: 1 S: 11	H: 0 LOB: 0 BB: 0 P: 13	R: 0 E: 0 K: 1 S: 10	H: 2 LOB: 2 BB: 0 P: 15	R: 0 E: 0 K: 2 S: 12	H: 1 LOB: 1 BB: 0 P: 18	R: 0 E: 1 K: 1 S: 15	H: 2 LOB: 3 BB: 0 P: 25	1B: 6 2B: 1 3B: 0 HR: 0	SF: 0 SAC: 0 DP: 0 HBP: 0	WP: 0 PB: 0 SB: 0 CS: 1	PA: 37
PITCHER	IP WLS BF H R ER SO BB IBB HBP BLK WP HR S P ERA WHIP																					
Bob Forsch, R ERA: 3.86 (1, 1)	6.1 W 24 4 0 0 3 2 0 0 0 0 0 0 57 85 0.00 0.947																					
Danny Darwin, R ERA: 2.09 (7, 1)	1.2 6 1 0 0 3 0 0 0 0 0 0 0 16 25 0.00 0.600																					
Dave Smith, R ERA: 2.08 (9, 1)	1.0 S 6 2 0 0 1 0 0 0 0 0 0 0 15 25 0.00 2.000																					

Houston Astros @ Philadelphia Phillies
Veterans Stadium, Philadelphia, PA
Thu Jul 13 1989, 7:05 PM EDT
Att: 22,771 - Unknown

AB	34
R	0
H	7
RBI	0
BB	2
SO	7
LOB	18



Batter	1	2	3	4	5	6	7	8	9	AB	R	H	RBI	BB	SO	LOB	TOP										
Billy Hatcher, R OBP: 0.287, SLG: 0.323 (1, 7)	F8		G4-3			G2-3		P4		4	0	0	0	0	0	0	Houston Astros @ Philadelphia Phillies Veterans Stadium, Philadelphia, PA Fri Jul 14, 1989, 7:05 PM EDT Att: 32,300 - Unknown - 70 F										
Gerald Young, S OBP: 0.331, SLG: 0.269 (1, 8)	F9		F7			F8		G3		4	0	0	0	0	0												
Bill Doran, S OBP: 0.325, SLG: 0.387 (1, 4)	G6-3			G6-3		P4		P4		4	0	1	0	0	0												
Glenn Davis, R OBP: 0.333, SLG: 0.453 (1, 3)					F9					2	1	1	0	2	0												
Ken Caminiti, S OBP: 0.298, SLG: 0.354 (1, 5)					G6-3					4	1	1	0	0	0												
Rafael Ramirez, R OBP: 0.291, SLG: 0.315 (1, 6)					G1-3					3	0	2	2	1	0												
Mark Davidson, R OBP: 0.300, SLG: 0.556 (7, PH)										3	0	0	0	0	1												
Louie Meadows, L OBP: 0.189, SLG: 0.353 (9, PH)	F8									1	0	0	0	0	0												
Craig Biggio, R OBP: 0.324, SLG: 0.384 (1, 2)	G4-3									3	0	1	0	0	0												
Jim Clancy, R OBP: 0.192, SLG: 0.200 (7, PH)										2	0	0	0	0	2												
Eric Yelding, R ERA: 4.29 (7, PH)										0	0	0	0	0	0												
Craig Reynolds, L OBP: 0.278, SLG: 0.263 (7, PH)										1	0	0	0	0	0												
Larry Andersen, R OBP: 0.500, SLG: 0.500 (7, 1)										0	0	0	0	0	0												
Inning Stats	R: 0 E: 0 K: 0 S: 11	H: 0 LOB: 0 BB: 0 P: 19	R: 0 E: 0 K: 0 S: 8	H: 1 LOB: 2 BB: 1 P: 17	R: 0 E: 0 K: 1 S: 8	H: 0 LOB: 0 BB: 0 P: 12	R: 0 E: 1 K: 0 S: 10	H: 1 LOB: 1 BB: 0 P: 17	R: 0 E: 0 K: 1 S: 12	H: 0 LOB: 0 BB: 0 P: 19	R: 0 E: 0 K: 0 S: 7	H: 0 LOB: 0 BB: 0 P: 8	R: 2 E: 0 K: 1 S: 16	H: 4 LOB: 1 BB: 0 P: 25	R: 0 E: 0 K: 0 S: 13	H: 0 LOB: 1 BB: 2 P: 21	R: 0 E: 0 K: 0 S: 10	H: 0 LOB: 1 BB: 2 P: 20	1B: 5 2B: 1 3B: 0 HR: 0	SF: 0 SAC: 0 DP: 1 HBP: 0	WP: 1 PB: 0 SB: 0 CS: 0	PA: 34					
PITCHER	IP	WLS	BF	H	R	ER	SO	BB	IBB	HBP	BLK	WP	HR	S	P	ERA	WHIP										
Terry Mulholland, L ERA: 2.91 (1, 1)	6.2		26	6	2	2	3	1	0	0	0	1	0	68	111	2.70	1.050										
Jeff Parrett, R ERA: 2.91 (7, 1)	2.1	W	8	0	0	0	0	2	0	0	0	0	0	27	47	0.00	0.857										

AB	31
R	2
H	6
RBI	2
BB	3
SO	3
LOB	11



Batter	1	2	3	4	5	6	7	8	9	AB	R	H	RBI	BB	SO	LOB	BOTTOM										
Lenny Dykstra, L OBP: 0.368, SLG: 0.439 (1, 8)	G6-3				G3	F8		G4-3		5	1	2	1	0	0	1	Houston Astros @ Philadelphia Phillies Veterans Stadium, Philadelphia, PA Fri Jul 14, 1989, 7:05 PM EDT Att: 32,300 - Unknown - 70 F										
Tom Herr, S OBP: 0.344, SLG: 0.344 (1, 4)	P5									5	0	2	0	0	0	2											
Von Hayes, L OBP: 0.399, SLG: 0.467 (1, 9)										3	1	1	0	2	0	1											
Ricky Jordan, R OBP: 0.297, SLG: 0.346 (1, 3)	G6-3									5	1	1	1	0	1	4											
Dwayne Murphy, L OBP: 0.324, SLG: 0.368 (1, 7)										1	0	1	1	3	0	0											
Darren Daulton, L OBP: 0.300, SLG: 0.310 (1, 2)										4	0	1	1	0	2	6											
Charlie Hayes, R OBP: 0.304, SLG: 0.385 (1, 5)										4	1	1	0	0	0	2											
Dickie Thon, R OBP: 0.295, SLG: 0.361 (1, 6)										4	0	1	0	0	0	3											
Terry Mulholland, R OBP: 0.071, SLG: 0.071 ERA: 4.4 (1, 1)										3	0	0	0	0	2	2											
Jeff Parrett, R ERA: 0.81 (7, 1)										1	0	0	0	0	0	0											
Inning Stats	R: 1 E: 0 K: 1 S: 13	H: 1 LOB: 2 BB: 2 P: 25	R: 1 E: 1 K: 1 S: 12	H: 2 LOB: 1 BB: 0 P: 17	R: 0 E: 0 K: 0 S: 11	H: 0 LOB: 1 BB: 1 P: 21	R: 0 E: 0 K: 0 S: 6	H: 0 LOB: 0 BB: 0 P: 9	R: 0 E: 0 K: 1 S: 12	H: 2 LOB: 3 BB: 1 P: 21	R: 0 E: 0 K: 1 S: 6	H: 1 LOB: 0 BB: 0 P: 8	R: 2 E: 1 K: 0 S: 13	H: 2 LOB: 2 BB: 1 P: 22	R: 0 E: 0 K: 1 S: 12	H: 2 LOB: 2 BB: 0 P: 20	1B: 8 2B: 2 3B: 0 HR: 0	SF: 0 SAC: 0 DP: 0 HBP: 0	WP: 1 PB: 0 SB: 2 CS: 0	PA: 40							
PITCHER	IP	WLS	BF	H	R	ER	SO	BB	IBB	HBP	BLK	WP	HR	S	P	ERA	WHIP										
Jim Clancy, R ERA: 4.4 (1, 1)	6.0		28	6	2	2	4	4	0	0	0	1	0	60	101	3.00	1.667										
Larry Andersen, R ERA: 0.81 (7, 1)	2.0	L	12	4	2	1	1	1	0	0	0	0	0	25	42	4.50	2.500										

AB	35
R	4
H	10
RBI	4
BB	5
SO	5
LOB	21



Batter	1	2	3	4	5	6	7	8	9	AB	R	H	RBI	BB	SO	LOB	TOP										
Billy Hatcher, R OBP: 0.289, SLG: 0.324 (1, 7)										5	3	2	0	0	0	1											
Craig Biggio, R OBP: 0.325, SLG: 0.385 (1, 2)										5	1	2	0	0	0	3											
Bill Doran, S OBP: 0.328, SLG: 0.391 (1, 4)										4	2	2	2	1	1	1											
Glenn Davis, R OBP: 0.339, SLG: 0.457 (1, 3)										3	1	2	3	2	1	1											
Ken Caminiti, S OBP: 0.299, SLG: 0.354 (1, 5)										5	1	2	0	0	1	5											
Rafael Ramirez, R OBP: 0.287, SLG: 0.310 (1, 6)										5	0	0	0	0	2	7											
Mark Davidson, R OBP: 0.267, SLG: 0.429 (1, 9)										5	0	1	0	0	1	4											
Gerald Young, S OBP: 0.329, SLG: 0.268 (1, 8)										5	0	1	0	0	0	1											
Mark Portugal, R OBP: 0.290, SLG: 0.250 (7, 1) Juan Agosto, L OBP: 0.282, SLG: 0.171 (8, 1) Danny Darwin, R OBP: 0.285, SLG: 0.220 (9, 1) Dan Schatzeder, L OBP: 0.287, SLG: 0.310 (9, 1)										2	0	0	0	0	1	1											
Inning Stats	R: 5 E: 2 K: 1 S: 20	H: 4 LOB: 1 BB: 1 P: 33	R: 1 E: 2 K: 1 S: 15	H: 2 LOB: 3 BB: 0 P: 24	R: 0 E: 0 K: 0 S: 3	H: 1 LOB: 0 BB: 0 P: 6	R: 0 E: 1 K: 0 S: 5	H: 0 LOB: 2 BB: 2 P: 15	R: 0 E: 0 K: 1 S: 12	H: 1 LOB: 1 BB: 0 P: 19	R: 0 E: 0 K: 2 S: 14	H: 1 LOB: 1 BB: 0 P: 20	R: 3 E: 0 K: 1 S: 14	H: 4 LOB: 2 BB: 0 P: 24	R: 0 E: 0 K: 1 S: 9	H: 0 LOB: 0 BB: 0 P: 15	1B: 11 2B: 4 3B: 0 HR: 0	SF: 0 SAC: 1 DP: 2 HBP: 0	WP: 1 PB: 0 SB: 4 CS: 0	PA: 45							
PITCHER	IP	WLS	BF	H	R	ER	SO	BB	IBB	HBP	BLK	WP	HR	S	P	ERA	WHIP										
Larry McWilliams, L ERA: 3.3 (1, 1)	3.0	L	21	7	6	2	2	2	0	0	0	1	0	41	70	6.00	3.000										
Todd Frohwrth, R ERA: 4.08 (4, 1)	2.0		6	0	0	0	1	0	0	0	0	0	0	10	20	0.00	0.500										
Greg Harris, R ERA: 3.25 (6, 1)	2.0		8	2	0	0	3	0	0	0	0	0	0	26	39	0.00	1.000										
Don Carman, L ERA: 5.23 (8, 1)	0.1		4	3	3	3	0	0	0	0	0	0	0	8	15	81.00	9.000										
Roger McDowell, R ERA: 2.32 (8, 1)	1.2		6	1	0	0	2	0	0	0	0	0	0	15	24	0.00	0.600										

Houston Astros @ Philadelphia Phillies
Veterans Stadium, Philadelphia, PA
Sat Jul 15 1989, 7:05 PM EDT
Att: 25,574 - Unknown

AB	41
R	9
H	13
RBI	5
BB	3
SO	7
LOB	24



Batter	1	2	3	4	5	6	7	8	9	AB	R	H	RBI	BB	SO	LOB	BOTTOM										
Lenny Dykstra, L OBP: 0.366, SLG: 0.434 (1, 8)										5	1	1	0	0	0	2											
Steve Jeltz, S OBP: 0.410, SLG: 0.384 (1, 4)										4	3	3	1	1	1	0											
Von Hayes, L OBP: 0.399, SLG: 0.467 (1, 9)										4	0	1	2	1	1	4											
Ricky Jordan, R OBP: 0.297, SLG: 0.346 (1, 3) Jim Adduci, L OBP: 0.282, SLG: 0.500 (1, 3) Greg Harris, S OBP: 0.275, SLG: 0.377 (7, PH) Randy Ready, R OBP: 0.285, SLG: 0.300 (8, 1) Don Carman, L OBP: 0.285, SLG: 0.349 (8, 1) Roger McDowell, R OBP: 0.285, SLG: 0.349 (9, PH) Tom Herr, S OBP: 0.285, SLG: 0.349 (9, PH)										0	0	0	0	0	0	0											
Dwayne Murphy, L OBP: 0.318, SLG: 0.359 (1, 7)										5	0	1	1	0	3	3											
Darren Daulton, L OBP: 0.294, SLG: 0.303 (1, 2)										4	0	0	0	0	0	2											
Charlie Hayes, R OBP: 0.283, SLG: 0.357 (1, 5)										4	0	0	0	0	2	0											
Dickie Thon, R OBP: 0.299, SLG: 0.364 (1, 6)										4	2	2	0	0	0	0											
Larry McWilliams, L OBP: 0.091, SLG: 0.091 (1, 1) Todd Frohwrth, R OBP: 0.279, SLG: 0.311 (5, PH) Bob Demier, R OBP: 0.257, SLG: 0.240 (9, PH)										1	0	0	0	0	0	0											
Inning Stats	R: 1 E: 0 K: 0 S: 10	H: 3 LOB: 2 BB: 0 P: 15	R: 0 E: 0 K: 0 S: 6	H: 0 LOB: 0 BB: 0 P: 8	R: 0 E: 0 K: 2 S: 11	H: 1 LOB: 2 BB: 1 P: 18	R: 0 E: 0 K: 1 S: 8	H: 0 LOB: 0 BB: 0 P: 12	R: 0 E: 0 K: 2 S: 9	H: 0 LOB: 0 BB: 0 P: 14	R: 2 E: 0 K: 0 S: 17	H: 2 LOB: 1 BB: 1 P: 28	R: 0 E: 0 K: 0 S: 6	H: 0 LOB: 0 BB: 0 P: 10	R: 3 E: 1 K: 2 S: 18	H: 3 LOB: 1 BB: 1 P: 36	1B: 8 2B: 3 3B: 0 HR: 0	SF: 0 SAC: 0 DP: 0 HBP: 0	WP: 1 PB: 0 SB: 0 CS: 0	PA: 41							
PITCHER	IP	WLS	BF	H	R	ER	SO	BB	IBB	HBP	BLK	WP	HR	S	P	ERA	WHIP										
Mark Portugal, R ERA: 6.23 (1, 1)	6.2	W	30	8	3	3	6	2	0	0	0	1	0	70	110	4.05	1.500										
Juan Agosto, L ERA: 3.63 (7, 1)	0.1		1	0	0	0	0	0	0	0	0	0	0	2	3	0.00	0.000										
Danny Darwin, R ERA: 2.06 (8, 1)	1.0		3	0	0	0	0	0	0	0	0	0	0	6	10	0.00	0.000										
Dan Schatzeder, L ERA: 3.26 (9, 1)	1.0		7	3	3	3	2	1	0	0	0	0	0	18	36	27.00	4.000										

Houston Astros @ Philadelphia Phillies
Veterans Stadium, Philadelphia, PA
Sat Jul 15 1989, 7:05 PM EDT
Att: 25,574 - Unknown


AB	38
R	6
H	11
RBI	5
BB	3
SO	8
LOB	15



Batter	1	2	3	4	5	6	7	8	9	AB	R	H	RBI	BB	SO	LOB	TOP										
Lenny Dykstra, L OBP: 0.366, SLG: 0.434 (1, 8)	G3-1		G3 BB 1B		P6		SH1-3 S 1B		F7	5	1	2	0	0	0	1											
Tom Herr, S OBP: 0.350, SLG: 0.352 (1, 4)	1B		G3 1B BB		FC1-6 3-H 1B		SH1-3		F8	3	0	2	1	1	0	0											
Von Hayes, L OBP: 0.397, SLG: 0.463 (1, 9)	1B		G3		FC1-6 1-2 1B		P4		G4-3	5	0	1	0	0	0	4											
Dwayne Murphy, L OBP: 0.324, SLG: 0.358 (1, 7)	G3									3	0	1	1	1	1	2											
Jim Adduci, L OBP: 0.333, SLG: 0.417 Ricky Jordan, R OBP: 0.298, SLG: 0.348 (6, PH) (6, 3)					F8		G4-3			2	0	0	0	0	0	0											
Darren Daulton, L OBP: 0.298, SLG: 0.313 (1, 2)					F8		G4-3			2	1	1	0	0	0	2											
Charlie Hayes, R OBP: 0.313, SLG: 0.373 (1, 5)					F9					4	1	2	0	0	0	0											
Dickie Thon, R OBP: 0.298, SLG: 0.366 (1, 6)					P3					3	0	2	2	1	0	0											
Ken Howell, R OBP: 0.184, SLG: 0.143 Roger McDowell, R OBP: 0.500, SLG: 0.500 (8, 1)					G6-3					4	1	1	0	0	1	4											
Inning Stats	R: 0 E: 0 K: 0 S: 9	H: 2 LOB: 1 BB: 0 P: 17	R: 0 E: 0 K: 1 S: 10	H: 1 LOB: 1 BB: 0 P: 12	R: 1 E: 0 K: 0 S: 7	H: 2 LOB: 2 BB: 1 P: 12	R: 0 E: 0 K: 0 S: 8	H: 0 LOB: 0 BB: 0 P: 12	R: 1 E: 0 K: 0 S: 11	H: 2 LOB: 1 BB: 0 P: 16	R: 2 E: 0 K: 1 S: 21	H: 3 LOB: 1 BB: 0 P: 31	R: 0 E: 0 K: 0 S: 8	H: 1 LOB: 2 BB: 1 P: 15	R: 0 E: 0 K: 0 S: 9	H: 1 LOB: 1 BB: 1 P: 13	R: 0 E: 0 K: 0 S: 7	H: 0 LOB: 0 BB: 0 P: 12	1B: 10 2B: 2 3B: 0 HR: 0	SF: 0 SAC: 2 DP: 1 HBP: 0	WP: 1 PB: 0 SB: 1 CS: 1	PA: 39					
PITCHER	IP	WLS	BF	H	R	ER	SO	BB	IBB	HBP	BLK	WP	HR	S	P	ERA	WHIP										
Ron Robinson, R ERA: 3.6 (1, 1)	5.0	L	21	7	2	2	1	1	0	0	0	0	0	45	69	3.60	1.600										
Tim Birtsas, L ERA: 3.5 (6, 1)	0.1		4	3	2	2	1	0	0	0	0	1	0	17	26	54.00	9.000										
Scott Scudder, R ERA: 4.18 (6, 1)	1.2		7	1	0	0	0	0	1	0	0	0	0	12	20	0.00	0.600										
Rick Mahler, R ERA: 3.12 (8, 1)	2.0		7	1	0	0	0	1	0	0	0	0	0	16	25	0.00	1.000										

Philadelphia Phillies @ Cincinnati Reds
Riverfront Stadium, Cincinnati, OH
Mon Jul 17 1989, 7:05 PM EDT
Att: 24,167 - Unknown - 82 F


AB 34
R 4
H 12
RBI 4
BB 3
SO 2
LOB 16



Batter	1	2	3	4	5	6	7	8	9	AB	R	H	RBI	BB	SO	LOB	BOTTOM										
Kal Daniels, L OBP: 0.390, SLG: 0.346 (1, 7)	CS 1B				K					4	0	2	0	0	2	1											
Lenny Harris, L OBP: 0.283, SLG: 0.277 (1, 5)	F7				K					4	0	0	0	0	1	2											
Eric Davis, R OBP: 0.350, SLG: 0.521 (1, 8)	K				K					4	1	1	0	0	2	1											
Paul O'Neill, L OBP: 0.351, SLG: 0.465 (1, 9)					K					4	0	2	0	0	0	1											
Todd Benzinger, S OBP: 0.292, SLG: 0.362 (1, 3)					K					4	0	1	0	0	1	4											
Jeff Reed, L OBP: 0.277, SLG: 0.283 (1, 2)					K					3	0	0	0	1	0	2											
Ron Oester, S OBP: 0.253, SLG: 0.241 (1, 4)					K					3	0	0	0	1	1	3											
Jeff Richardson, R OBP: 0.143, SLG: 0.077 Herm Winningham, L OBP: 0.324, SLG: 0.351 (9, PH)					K					3	0	0	0	0	1	0											
Ron Robinson, R ERA: 3.6 (5, PH) Ken Griffey, L OBP: 0.351, SLG: 0.395 (8, 1) Tim Birtsas, L OBP: 0.295, SLG: 0.290 (8, 1) Scott Scudder, R OBP: 0.275, SLG: 0.191 (7, PH) Luis Guinonez, S OBP: 0.255, SLG: 0.452 (8, 1) Rick Mahler, R OBP: 0.295, SLG: 0.245 (8, PH) Joel Youngblood, R OBP: 0.255, SLG: 0.336 (9, PH)					K					1	0	0	0	0	1	0											
Inning Stats	R: 0 E: 0 K: 1 S: 6	H: 1 LOB: 0 BB: 0 P: 7	R: 0 E: 1 K: 1 S: 10	H: 1 LOB: 1 BB: 0 P: 16	R: 0 E: 0 K: 2 S: 9	H: 1 LOB: 1 BB: 0 P: 13	R: 0 E: 0 K: 1 S: 8	H: 1 LOB: 1 BB: 0 P: 14	R: 0 E: 0 K: 1 S: 12	H: 0 LOB: 1 BB: 1 P: 23	R: 1 E: 0 K: 1 S: 13	H: 1 LOB: 2 BB: 1 P: 22	R: 0 E: 0 K: 1 S: 9	H: 0 LOB: 0 BB: 0 P: 13	R: 0 E: 0 K: 0 S: 10	H: 1 LOB: 1 BB: 0 P: 13	R: 0 E: 0 K: 0 S: 9	H: 1 LOB: 1 BB: 0 P: 12	1B: 6 2B: 1 3B: 0 HR: 0	SF: 0 SAC: 0 DP: 0 HBP: 0	WP: 1 PB: 0 SB: 0 CS: 1	PA: 36					
PITCHER	IP	WLS	BF	H	R	ER	SO	BB	IBB	HBP	BLK	WP	HR	S	P	ERA	WHIP										
Ken Howell, R ERA: 3.63 (1, 1)	7.2		31	6	1	0	8	2	0	0	0	1	0	74	118	0.00	1.043										
Roger McDowell, R ERA: 2.25 (8, 1)	1.1	S	5	1	0	0	0	0	0	0	0	0	0	12	15	0.00	0.750										

Philadelphia Phillies @ Cincinnati Reds
Riverfront Stadium, Cincinnati, OH
Mon Jul 17 1989, 7:05 PM EDT
Att: 24,167 - Unknown - 82 F

AB 34
R 1
H 7
RBI 0
BB 2
SO 8
LOB 17



Batter	1	2	3	4	5	6	7	8	9	AB	R	H	RBI	BB	SO	LOB	TOP					
Lenny Dykstra, L (1, 8) OBP: 0.370, SLG: 0.432	4-2 E S 1B	0-2 G6-4-3 1B		4-1 1-2 BB			2-2 G6-3		2-3 K	3	1	1	1	2	1	0						
Tom Herr, S (1, 4) OBP: 0.349, SLG: 0.351	2-0 2B FC3-2 1B	2-2 G6-4-3		1-2 F9			0-0 G4-3			4	0	1	1	0	0	3						
Von Hayes, L (1, 9) OBP: 0.395, SLG: 0.463	3-1 FC3-2 SF8 2B		1-1 P4	2-1 G4-3			1-1 P6			4	1	1	0	0	0	2						
Ricky Jordan, R (1, 3) OBP: 0.297, SLG: 0.346	0-0 FC3-2		0-0 PB SF9 1B				0-0 F9		3-3 K	4	1	1	0	0	1	2						
Randy Ready, R (1, 7) OBP: 0.373, SLG: 0.403	SF8		3-2 SF9 PB 1B				2-2 L8		1-1 HR	3	1	2	2	0	0	0						
Curt Ford, L (9, 7) OBP: 0.279, SLG: 0.311			1-2 SF9 1B				0-2 G5-3		2-0 F8	0	0	0	0	0	0	0						
Charlie Hayes, R (1, 5) OBP: 0.294, SLG: 0.355	1-2 G6-3		1-2 SF9				0-2 G5-3		2-0 F8	3	0	0	1	0	0	1						
Steve Jeltz, S (1, 6) OBP: 0.407, SLG: 0.376		4-0 2B G6-3 BB	0-0 G4-3				2-1 F9		0-0 G6-3	3	1	0	0	1	0	1						
Steve Lake, R (1, 2) OBP: 0.325, SLG: 0.368		0-1 G6-3 1B 2B		1-0 FC1-6 1B			0-1 G5-3		2-2 F9	4	1	2	0	0	0	0						
Bruce Ruffin, S (1, 1) OBP: 0.287, SLG: 0.154			0-0 G6-3				0-3 K		1-0 G1-3	0	0	0	0	0	0	0						
Greg Harris, S (1, 1) OBP: 0.283, SLG: 0.448										2	0	0	1	0	0	2						
Jim Adduci, L (6, PH) OBP: 0.366, SLG: 0.385										1	0	0	0	0	1	0						
Todd Frohwirth, R (6, PH) OBP: 0.348, SLG: 0.392										0	0	0	0	0	0	0						
Bob Demier, R (9, PH) OBP: 0.295, SLG: 0.239										1	0	0	0	0	0	0						
Roger McDowell, R (9, PH) OBP: 0.252, SLG: 0.300										0	0	0	0	0	0	0						
Inning Stats	R: 2 E: 0 K: 0 S: 16	H: 2 LOB: 1 BB: 1 P: 29	R: 2 E: 0 K: 0 S: 9	H: 2 LOB: 0 BB: 1 P: 15	R: 1 E: 0 K: 0 S: 11	H: 2 LOB: 1 BB: 0 P: 14	R: 0 E: 0 K: 0 S: 8	H: 1 LOB: 2 BB: 0 P: 16	R: 0 E: 0 K: 1 S: 7	H: 0 LOB: 0 BB: 0 P: 9	R: 0 E: 0 K: 1 S: 7	H: 0 LOB: 0 BB: 0 P: 9	R: 0 E: 0 K: 0 S: 6	H: 0 LOB: 0 BB: 0 P: 9	R: 1 E: 0 K: 1 S: 7	H: 1 LOB: 0 BB: 0 P: 13	R: 0 E: 0 K: 1 S: 9	H: 0 LOB: 0 BB: 0 P: 14	1B: 5 2B: 2 3B: 0 HR: 1	SF: 2 SAC: 0 DP: 1 HBP: 0	WP: 0 PB: 1 SB: 1 CS: 0	PA: 37
PITCHER	IP WLS BF L	H R ER SO	BB IBB HBP BLK	WP HR S P	ERA WHIP	PITCHER	IP WLS BF L	H R ER SO	BB IBB HBP BLK	WP HR S P	ERA WHIP											
Danny Jackson, L (1, 1) ERA: 5.4	9.0 L 37	8 6 5 3	3 0 0 0	0 1 80 128	5.00 1.222																	

Philadelphia Phillies @ Cincinnati Reds
Riverfront Stadium, Cincinnati, OH
Tue Jul 18 1989, 7:05 PM EDT
Att: 19,970 - Unknown

AB	32
R	6
H	8
RBI	6
BB	3
SO	3
LOB	11





Batter	1	2	3	4	5	6	7	8	9	AB	R	H	RBI	BB	SO	LOB	BOTTOM					
Luis Quinones, S (1, 4) OBP: 0.283, SLG: 0.448	4-0 WP BB 3B	1-0 1B		2-2 G4-3			1-0 P6		1-1 FC4-6 1B	3	1	1	0	1	0	1						
Ken Griffey, L (9, PH) OBP: 0.348, SLG: 0.392									1-2 1B	1	0	0	0	0	0	1						
Todd Benzinger, S (1, 3) OBP: 0.298, SLG: 0.367	4-0 WP BB 3B	0-0 1B		2-2 G4-3			1-2 CS 1B		0-2 1B	4	1	3	0	1	0	0						
Eric Davis, R (1, 8) OBP: 0.347, SLG: 0.512	4-2 1-2 2-3 3B	2-2 G6-4-3		1-3 K			1-0 P3		3-2 G6-3	4	1	0	0	1	1	5						
Rolando Roomes, R (1, 7) OBP: 0.322, SLG: 0.496	1-1 G5-3 3B		2-3 K				2-1 CS		2-3 K	4	2	2	4	0	2	0						
Paul O'Neill, L (1, 9) OBP: 0.352, SLG: 0.463	4-2 S BB		3-1 P3				1-2 G5-3		3-1 1B	3	0	1	0	1	0	0						
Joe Oliver, R (1, 2) OBP: 0.200, SLG: 0.222	2-3 K		3-2 G5-3				0-3 K		0-1 L9	4	0	0	0	0	2	3						
Marty Brown, R (1, 5) OBP: 0.269, SLG: 0.227	0-2 G5-3			0-0 P3			3-2 G5-3 1B		1-0 F9	4	0	1	1	0	0	2						
Jeff Richardson, R (1, 6) OBP: 0.176, SLG: 0.125	3-1 P4			0-1 1B			0-0 G5-3		4-1 FC1-6 BB	3	0	1	0	0	0	2						
Herm Winningham, L (9, PH) OBP: 0.330, SLG: 0.351										0	0	0	0	1	0	0						
Danny Jackson, R (1, 1) OBP: 0.235, SLG: 0.265			0-0 L4				0-3 K		0-2 FC1-6 FC4-6	3	0	0	0	0	2	2						
Ron Oester, S (9, PH) OBP: 0.252, SLG: 0.240										1	0	0	0	0	0	1						
Inning Stats	R: 4 E: 0 K: 1 S: 18	H: 1 LOB: 4 BB: 4 P: 38	R: 0 E: 0 K: 0 S: 6	H: 2 LOB: 0 BB: 0 P: 9	R: 0 E: 0 K: 1 S: 9	H: 0 LOB: 0 BB: 0 P: 17	R: 0 E: 0 K: 1 S: 10	H: 1 LOB: 0 BB: 0 P: 14	R: 1 E: 0 K: 1 S: 12	H: 1 LOB: 0 BB: 0 P: 17	R: 0 E: 0 K: 2 S: 11	H: 1 LOB: 1 BB: 0 P: 14	R: 0 E: 0 K: 0 S: 7	H: 1 LOB: 0 BB: 0 P: 11	R: 0 E: 0 K: 1 S: 8	H: 1 LOB: 1 BB: 0 P: 14	R: 0 E: 0 K: 0 S: 12	H: 1 LOB: 2 BB: 1 P: 20	1B: 7 2B: 0 3B: 1 HR: 1	SF: 0 SAC: 0 DP: 1 HBP: 0	WP: 1 PB: 0 SB: 1 CS: 1	PA: 40
PITCHER	IP WLS BF L	H R ER SO	BB IBB HBP BLK	WP HR S P	ERA WHIP	PITCHER	IP WLS BF L	H R ER SO	BB IBB HBP BLK	WP HR S P	ERA WHIP											
Bruce Ruffin, L (1, 1) ERA: 6.56	0.0																					
Greg Harris, R (1, 1) ERA: 3.14	5.0	18 4	1 1	4 4	0 0	0 0	0 0	0 0	1 45	68	1.80	0.800										
Todd Frohwirth, R (6, 1) ERA: 3.48	3.0	W 11	3 0	0 0	3 0	0 0	0 0	0 0	26 39	0.00	1.000											
Roger McDowell, R (9, 1) ERA: 2.22	1.0	S 5	1 0	0 0	0 0	1 0	0 0	0 0	12 20	0.00	2.000											

Philadelphia Phillies @ Cincinnati Reds
Riverfront Stadium, Cincinnati, OH
Tue Jul 18 1989, 7:05 PM EDT
Att: 19,970 - Unknown

AB	34
R	5
H	9
RBI	5
BB	5
SO	7
LOB	17



Batter	1	2	3	4	5	6	7	8	9	AB	R	H	RBI	BB	SO	LOB	TOP					
Lenny Dykstra, L OBP: 0.368, SLG: 0.429 (1, 8)	E1 1B		F9				G5-3 G4-3 BB	F9		4	1	1	0	1	0	1	Philadelphia Phillies @ Houston Astros Astrodome, Houston, TX Fri Jul 21 1989, 8:05 PM EDT Att: 25,501 - Dome - 74 F AB 35 R 2 H 6 RBI 2 BB 4 SO 5 LOB 22 					
Tom Herr, S OBP: 0.348, SLG: 0.349 (1, 4)	G3-1 1B 1-H		G3				G4-3	G1-3		5	0	1	1	0	0	2						
Von Hayes, L OBP: 0.398, SLG: 0.470 (1, 9)	G3-1 1B						F8	G4-3		3	0	1	0	2	0	1						
Ricky Jordan, R OBP: 0.308, SLG: 0.368 (1, 3)	K		L9				G5-3	K		4	0	0	0	0	2	5						
Dwayne Murphy, L OBP: 0.330, SLG: 0.388 (1, 7)	G3-1						G1-3			3	1	1	1	1	0	4						
Darren Daulton, L OBP: 0.293, SLG: 0.307 (1, 2)	F8						G1-3			4	0	1	0	0	0	5						
Charlie Hayes, R OBP: 0.286, SLG: 0.338 (1, 5)			G5-3				F7	G5-3		4	0	0	0	0	0	1						
Dickie Thon, R OBP: 0.300, SLG: 0.388 (1, 6)			B5-3				F8	E5		4	0	0	0	0	1	1						
Terry Mulholland, R OBP: 0.059, SLG: 0.059 (8, PH)			K				K			3	0	0	0	0	2	2						
Jim Adduci, L OBP: 0.337, SLG: 0.429 (8, PH)							G6-3			1	0	1	0	0	0	0						
Jeff Parrett, R (8, 1)								1B		0	0	0	0	0	0	0						
Inning Stats	R: 1 E: 1 K: 1 S: 14	H: 2 LOB: 2 BB: 0 P: 22	R: 0 E: 0 K: 1 S: 7	H: 0 LOB: 0 BB: 0 P: 8	R: 0 E: 0 K: 0 S: 7	H: 0 LOB: 1 BB: 1 P: 13	R: 1 E: 0 K: 1 S: 10	H: 2 LOB: 1 BB: 0 P: 13	R: 0 E: 0 K: 0 S: 10	H: 0 LOB: 2 BB: 0 P: 15	R: 0 E: 0 K: 0 S: 8	H: 0 LOB: 1 BB: 0 P: 12	R: 0 E: 0 K: 0 S: 8	H: 0 LOB: 3 BB: 3 P: 23	R: 0 E: 0 K: 1 S: 6	H: 1 LOB: 1 BB: 0 P: 9	R: 0 E: 0 K: 1 S: 11	H: 0 LOB: 0 BB: 0 P: 15	1B: 4 2B: 1 3B: 0 HR: 1	SF: 0 SAC: 0 DP: 0 HBP: 1	WP: 0 PB: 0 SB: 1 CS: 0	PA: 40
PITCHER	IP WLS BF H R ER SO BB IBB HBP BLK WP HR S P ERA WHIP																					
Mike Scott, R ERA: 2.52 (1, 1)	7.0 W 33 5 2 1 3 3 1 1 0 0 1 64 106 1.29 1.143																					
Danny Darwin, R ERA: 1.95 (8, 1)	1.0 4 1 0 0 1 0 0 0 0 0 0 6 9 0.00 1.000																					
Dave Smith, R ERA: 2.21 (9, 1)	1.0 S 3 0 0 0 1 0 0 0 0 0 0 0 11 15 0.00 0.000																					

Batter	1	2	3	4	5	6	7	8	9	AB	R	H	RBI	BB	SO	LOB	BOTTOM			
Billy Hatcher, R OBP: 0.293, SLG: 0.327 (1, 7)	G6-3		F7				F8			4	0	0	0	0	0	2	Philadelphia Phillies @ Houston Astros Astrodome, Houston, TX Fri Jul 21 1989, 8:05 PM EDT Att: 25,501 - Dome - 74 F AB 30 R 4 H 8 RBI 4 BB 2 SO 2 LOB 12 			
Craig Biggio, R OBP: 0.329, SLG: 0.380 (1, 2)	FC6-4 BB		F8 1B				G6-3	FC6-4 1B		3	1	2	1	1	0	0				
Bill Doran, S OBP: 0.326, SLG: 0.382 (1, 4)	FC6-4		1B BB				F7	FC6-4		3	0	0	0	1	0	2				
Glenn Davis, R OBP: 0.337, SLG: 0.480 (1, 3)	G4-3		F8				F8			4	1	1	1	0	0	3				
Ken Caminiti, S OBP: 0.294, SLG: 0.347 (1, 5)			G6-3				G6-3	L9		4	0	1	1	0	0	0				
Rafael Ramirez, R OBP: 0.286, SLG: 0.310 (1, 6)			G6-3 1B				G4-3			4	1	1	0	0	0	2				
Terry Puhl, L OBP: 0.352, SLG: 0.396 (1, 9)			G6-3				P2			4	0	0	0	0	1	2				
Gerald Young, S OBP: 0.331, SLG: 0.270 (1, 8)							G4-6-3	K		3	1	3	1	0	0	0				
Mike Scott, R OBP: 0.118, SLG: 0.102 (1, 1)										1	0	0	0	0	1	1				
Danny Darwin, R OBP: 0.091, SLG: 0.100 (8, 1)			K							0	0	0	0	0	0	0				
Dave Smith, R (9, 1)										0	0	0	0	0	0	0				
Inning Stats	R: 0 E: 0 K: 0 S: 9	H: 0 LOB: 1 BB: 1 P: 16	R: 1 E: 0 K: 1 S: 10	H: 2 LOB: 1 BB: 0 P: 14	R: 1 E: 0 K: 0 S: 13	H: 2 LOB: 2 BB: 1 P: 22	R: 0 E: 0 K: 0 S: 5	H: 1 LOB: 1 BB: 0 P: 8	R: 0 E: 0 K: 0 S: 5	H: 0 LOB: 0 BB: 0 P: 9	R: 0 E: 0 K: 0 S: 8	H: 0 LOB: 0 BB: 0 P: 10	R: 1 E: 0 K: 0 S: 12	H: 2 LOB: 1 BB: 0 P: 17	R: 1 E: 0 K: 1 S: 10	H: 1 LOB: 0 BB: 0 P: 14	1B: 6 2B: 1 3B: 0 HR: 1	SF: 0 SAC: 2 DP: 1 HBP: 0	WP: 0 PB: 0 SB: 1 CS: 0	PA: 34
PITCHER	IP WLS BF H R ER SO BB IBB HBP BLK WP HR S P ERA WHIP																			
Terry Mulholland, L ERA: 4.24 (1, 1)	7.0 L 30 7 3 3 1 2 0 0 0 0 0 1 62 96 3.86 1.286																			
Jeff Parrett, R ERA: 2.97 (8, 1)	1.0 4 1 1 1 1 0 0 0 0 0 0 1 10 14 9.00 1.000																			

Batter	1	2	3	4	5	6	7	8	9	AB	R	H	RBI	BB	SO	LOB	TOP									
Bob Dernier, R OBP: 0.248, SLG: 0.231 (1, 8)	F7		6-3			P3	F7			4	0	0	0	0	0	3	Philadelphia Phillies @ Houston Astros Astrodome, Houston, TX Sat Jul 22 1989, 8:05 PM EDT Dome - 74 F									
Tom Herr, S OBP: 0.347, SLG: 0.351 (1, 4)	2B		F8			P4		5-3		4	0	1	0	0	0	0										
Von Hayes, L OBP: 0.399, SLG: 0.469 (1, 9)	L9			1B BB		1B		P6		3	0	1	0	1	0	1										
Ricky Jordan, R OBP: 0.307, SLG: 0.366 (1, 3)	6-3			F8		1B		K		4	0	1	0	0	1	2										
Randy Ready, R OBP: 0.378, SLG: 0.419 (9, PH)		S BB		G6-4-3		5-3		K		2	0	1	0	1	0	2										
Curt Ford, L OBP: 0.277, SLG: 0.308 (9, PH)				1B						1	0	0	0	0	1	0										
Charlie Hayes, R OBP: 0.275, SLG: 0.324 (9, PH)	F9			G6-4-3						3	0	0	0	0	0	3										
Dwayne Murphy, L OBP: 0.328, SLG: 0.384 (9, PH)				1-2						1	0	0	0	0	0	0										
Dickie Thon, R OBP: 0.300, SLG: 0.390 (1, 6)	K									4	0	1	0	0	2	1										
Steve Lake, R OBP: 0.323, SLG: 0.358 (7, PR)										2	0	0	0	1	2	1										
Darren Daulton, L OBP: 0.293, SLG: 0.307 (7, 2)	K									0	0	0	0	0	0	0										
Ken Howell, R OBP: 0.175, SLG: 0.135 (7, PH)										2	0	0	0	0	2	0										
Steve Jeltz, S OBP: 0.404, SLG: 0.373 (7, 1)										1	0	0	0	0	0	2										
Don Carman, L (7, 1)										0	0	0	0	0	0	0										
Inning Stats	R: 0 E: 0 K: 0 S: 8	H: 1 LOB: 1 BB: 0 P: 13	R: 0 E: 0 K: 2 S: 11	H: 0 LOB: 1 BB: 1 P: 18	R: 0 E: 0 K: 1 S: 11	H: 0 LOB: 0 BB: 0 P: 16	R: 0 E: 0 K: 0 S: 9	H: 1 LOB: 1 BB: 1 P: 17	R: 0 E: 0 K: 3 S: 9	H: 0 LOB: 0 BB: 0 P: 11	R: 0 E: 0 K: 0 S: 15	H: 2 LOB: 2 BB: 0 P: 25	R: 0 E: 0 K: 0 S: 10	H: 1 LOB: 3 BB: 1 P: 19	R: 0 E: 0 K: 1 S: 10	H: 0 LOB: 0 BB: 0 P: 13	R: 0 E: 0 K: 1 S: 8	H: 0 LOB: 0 BB: 0 P: 11	1B: 3 2B: 2 3B: 0 HR: 0	SF: 0 SAC: 0 DP: 1 HBP: 0	WP: 0 PB: 0 SB: 1 CS: 0	PA: 34				
PITCHER	IP	WLS	BF	H	R	ER	SO	BB	IBB	HBP	BLK	WP	HR	S	P	ERA	WHIP									
Jim Deshaies, L ERA: 2.82	(1, 1)	7.0	W	28	5	0	0	6	3	0	0	0	0	0	73	119	0.00	1.143								
Juan Agosto, L ERA: 3.33	(8, 1)	0.2		2	0	0	0	0	0	0	0	0	0	0	6	8	0.00	0.000								
Larry Andersen, R ERA: 0.79	(8, 1)	0.1	S	1	0	0	0	1	0	0	0	0	0	4	5	0.00	0.000									
Dave Smith, R ERA: 2.15	(9, 1)	1.0	S	3	0	0	0	1	0	0	0	0	0	8	11	0.00	0.000									

Batter	1	2	3	4	5	6	7	8	9	AB	R	H	RBI	BB	SO	LOB	BOTTOM								
Billy Hatcher, R OBP: 0.256, SLG: 0.326 (1, 7)	CS BB		6-3			1B S G1-2-3 BB		FC1-6 BB		1	0	0	0	3	0	0	Philadelphia Phillies @ Houston Astros Astrodome, Houston, TX Sat Jul 22 1989, 8:05 PM EDT Dome - 74 F								
Craig Biggio, R OBP: 0.328, SLG: 0.378 (1, 2)	1B		K			E6		FC1-6		4	0	1	0	0	1	2									
Bill Doran, S OBP: 0.325, SLG: 0.381 (1, 4)	P6		4-3			1B		F8		4	0	1	0	0	0	2									
Glenn Davis, R OBP: 0.334, SLG: 0.475 (1, 3)	K2-3					K		L6		4	0	0	0	0	3	5									
Terry Puhl, L OBP: 0.348, SLG: 0.391 (1, 9)	F7					B1-3		G1-2-3		3	0	0	0	0	0	3									
Ken Caminiti, S OBP: 0.295, SLG: 0.346 (1, 5)	FC4-6 1B					F7		F8		3	0	1	0	0	0	0									
Craig Reynolds, L OBP: 0.256, SLG: 0.241 (7, PH)	FC4-6 1B					L7		BB		2	1	0	0	0	0	1									
Rafael Ramirez, R OBP: 0.288, SLG: 0.310 (8, 6)										0	0	0	0	1	0	0									
Gerald Young, S OBP: 0.331, SLG: 0.271 (1, 8)						F8		F7		3	0	1	1	0	0	1									
Jim Deshaies, L OBP: 0.191, SLG: 0.174 (7, PH)						6-3				2	0	0	0	0	1	1									
Mark Davidson, R OBP: 0.320, SLG: 0.364 (8, 1)						K		P6		1	0	0	0	0	0	1									
Juan Agosto, L OBP: 0.250, SLG: 0.250 (8, 1)										0	0	0	0	0	0	0									
Larry Andersen, R OBP: 0.500, SLG: 0.500 (9, 1)										0	0	0	0	0	0	0									
Dave Smith, R (9, 1)										0	0	0	0	0	0	0									
Inning Stats	R: 0 E: 0 K: 1 S: 10	H: 1 LOB: 1 BB: 1 P: 20	R: 1 E: 0 K: 0 S: 11	H: 2 LOB: 1 BB: 0 P: 15	R: 0 E: 0 K: 1 S: 9	H: 0 LOB: 0 BB: 0 P: 12	R: 0 E: 0 K: 1 S: 5	H: 0 LOB: 0 BB: 0 P: 8	R: 0 E: 0 K: 1 S: 6	H: 0 LOB: 0 BB: 0 P: 9	R: 0 E: 1 K: 1 S: 10	H: 1 LOB: 2 BB: 1 P: 16	R: 0 E: 0 K: 0 S: 8	H: 0 LOB: 1 BB: 1 P: 14	R: 0 E: 0 K: 0 S: 5	H: 0 LOB: 1 BB: 1 P: 12	R: 0 E: 0 K: 0 S: 5	H: 0 LOB: 0 BB: 1 P: 12	1B: 4 2B: 0 3B: 0 HR: 0	SF: 0 SAC: 0 DP: 1 HBP: 0	WP: 0 PB: 0 SB: 2 CS: 1	PA: 31			
PITCHER	IP	WLS	BF	H	R	ER	SO	BB	IBB	HBP	BLK	WP	HR	S	P	ERA	WHIP								
Ken Howell, R ERA: 3.52	(1, 1)	6.0	L	23	4	1	1	5	2	0	0	0	0	51	80	1.50	1.000								
Don Carman, L ERA: 5.11	(7, 1)	2.0		8	0	0	0	0	2	0	0	0	0	13	26	0.00	1.000								

AB	31
R	0
H	5
RBI	0
BB	3
SO	8
LOB	15



Batter	1	2	3	4	5	6	7	8	9	AB	R	H	RBI	BB	SO	LOB	TOP								
Lenny Dykstra, L (1, 8) OBP: 0.393, SLG: 0.421	G6-3		K		L7			G4-3	L7	5	0	0	0	0	1	3									
Steve Jeltz, S (1, 4) OBP: 0.393, SLG: 0.361	F8			E4 1B WP		G6-3		1B FC4-6		4	2	1	0	0	0	0									
Von Hayes, L (1, 9) OBP: 0.399, SLG: 0.467				F8		G6-3		1B FC4-6		4	0	2	0	0	0	1									
Ricky Jordan, R (1, 3) OBP: 0.311, SLG: 0.367				1B				1B		3	0	1	2	0	0	2									
Dwayne Murphy, L (1, 7) OBP: 0.331, SLG: 0.365				G4-3		K		F8		4	0	0	0	0	1	3									
Darren Daulton, L (1, 2) OBP: 0.292, SLG: 0.316				G4-3		G4-3		F7		3	0	0	0	1	0	1									
Charlie Hayes, R (1, 5) OBP: 0.265, SLG: 0.312				G5-4-3 BB		L4		L5		3	0	0	0	0	0	1									
Tom Herr, S (9, PH) OBP: 0.346, SLG: 0.349				G5-4-3 1-2				F7		1	0	0	0	0	0	0									
Dickie Thon, R (1, 6) OBP: 0.303, SLG: 0.388				F8		L5				3	0	2	0	0	0	0									
Curt Ford, L (9, PH) OBP: 0.281, SLG: 0.311						1B		1B		1	0	1	0	0	0	0									
Bruce Ruffin, S (1, 1) OBP: 0.235, SLG: 0.133						1B				2	0	0	0	0	2	1									
Randy Ready, R (7, PH) OBP: 0.376, SLG: 0.416										1	0	0	0	0	0	1									
Jeff Parrett, R (7, 1)										0	0	0	0	0	0	0									
Jim Adduci, L (9, PH) OBP: 0.412, SLG: 0.471										1	0	1	0	0	0	0									
Bob Demler, R (9, PR) OBP: 0.248, SLG: 0.231										0	0	0	0	0	0	0									
Inning Stats	R: 0 E: 0 K: 0 S: 7	H: 1 LOB: 1 BB: 0 P: 13	R: 0 E: 0 K: 0 S: 4	H: 0 LOB: 0 BB: 1 P: 8	R: 0 E: 0 K: 2 S: 8	H: 0 LOB: 0 BB: 0 P: 12	R: 1 E: 1 K: 1 S: 16	H: 1 LOB: 1 BB: 0 P: 23	R: 0 E: 0 K: 1 S: 8	H: 1 LOB: 1 BB: 0 P: 11	R: 0 E: 0 K: 0 S: 9	H: 0 LOB: 0 BB: 0 P: 12	R: 0 E: 0 K: 0 S: 11	H: 1 LOB: 1 BB: 0 P: 18	R: 1 E: 0 K: 0 S: 14	H: 2 LOB: 1 BB: 0 P: 21	R: 0 E: 0 K: 0 S: 10	H: 2 LOB: 2 BB: 0 P: 16	1B: 8 2B: 0 3B: 0 HR: 0	SF: 0 SAC: 0 DP: 1 HBP: 1	WP: 1 PB: 0 SB: 1 CS: 0	PA: 37			
PITCHER	IP	WLS	BF	H	R	ER	SO	BB	IBB	HBP	BLK	WP	HR	S	P	ERA	WHIP								
Bob Forsch, R (1, 1) ERA: 4.17	5.0	W	19	3	1	0	4	1	0	0	0	1	0	43	67	0.00	0.800								
Juan Agosto, L (6, 1) ERA: 3.35	2.1		11	3	1	1	0	0	0	1	0	0	0	30	46	3.86	1.286								
Larry Andersen, R (8, 1) ERA: 0.77	1.2	S	7	2	0	0	0	0	0	0	0	0	0	14	21	0.00	1.200								

Philadelphia Phillies @ Houston Astros
Astrodome, Houston, TX
Sun Jul 23 1989, 4:33 AM EDT
Att: 20,222 - Unknown

AB 35
R 2
H 8
RBI 2
BB 1
SO 4
LOB 13



Batter	1	2	3	4	5	6	7	8	9	AB	R	H	RBI	BB	SO	LOB	BOTTOM								
Billy Hatcher, R (1, 7) OBP: 0.293, SLG: 0.321	G4-3	G1-3		SH1-3 1B		G6-3		K		5	0	1	0	0	1	0									
Craig Biggio, R (1, 2) OBP: 0.332, SLG: 0.379				SH1-3		G5-3				2	1	1	0	1	0	0									
Bill Doran, S (1, 4) OBP: 0.324, SLG: 0.379				G1-3				K		3	1	1	1	1	1	1									
Glenn Davis, R (1, 3) OBP: 0.335, SLG: 0.473				G1-3				1B		2	0	0	0	2	0	3									
Craig Reynolds, L (7, PR) OBP: 0.256, SLG: 0.241				IBB				BB		0	0	0	0	0	0	0									
Ken Caminiti, S (1, 5) OBP: 0.296, SLG: 0.347				G1-3				K		4	1	1	1	0	1	3									
Rafael Ramirez, R (1, 6) OBP: 0.290, SLG: 0.324				G4-3		K				4	0	2	1	0	1	1									
Terry Puhl, L (1, 9) OBP: 0.346, SLG: 0.382				G1-6-3				1B		3	0	0	0	1	0	3									
Gerald Young, S (1, 8) OBP: 0.332, SLG: 0.271				G1-3		G4-3		K		3	0	0	0	1	1	2									
Bob Forsch, R (1, 1) OBP: 0.167, SLG: 0.167				G4-3				K		2	0	0	0	0	0	2									
Juan Agosto, L (6, 1) OBP: 0.200, SLG: 0.200				P4				K		1	0	0	0	0	1	0									
Larry Andersen, R (8, 1) OBP: 0.333, SLG: 0.333								K		1	0	0	0	0	1	0									
Inning Stats	R: 3 E: 0 K: 0 S: 15	H: 4 LOB: 2 BB: 1 P: 29	R: 0 E: 0 K: 0 S: 9	H: 0 LOB: 2 BB: 2 P: 19	R: 0 E: 1 K: 0 S: 8	H: 0 LOB: 2 BB: 1 P: 15	R: 0 E: 0 K: 0 S: 8	H: 1 LOB: 2 BB: 1 P: 18	R: 0 E: 0 K: 1 S: 8	H: 0 LOB: 0 BB: 0 P: 13	R: 0 E: 0 K: 1 S: 9	H: 0 LOB: 0 BB: 0 P: 16	R: 0 E: 0 K: 2 S: 11	H: 1 LOB: 2 BB: 1 P: 19	R: 0 E: 0 K: 3 S: 9	H: 0 LOB: 0 BB: 0 P: 13	1B: 4 2B: 2 3B: 0 HR: 0	SF: 0 SAC: 1 DP: 0 HBP: 0	WP: 0 PB: 0 SB: 2 CS: 0	PA: 37					
PITCHER	IP	WLS	BF	H	R	ER	SO	BB	IBB	HBP	BLK	WP	HR	S	P	ERA	WHIP								
Bruce Ruffin, L (1, 1) ERA: 6.32	6.0	L	29	5	3	3	2	3	2	0	0	0	0	57	110	4.50	1.333								
Jeff Parrett, R (7, 1) ERA: 2.87	2.0		8	1	0	0	5	1	0	0	0	0	0	20	32	0.00	1.000								

Philadelphia Phillies @ Houston Astros
Astrodome, Houston, TX
Sun Jul 23 1989, 4:33 AM EDT
Att: 20,222 - Unknown

AB 30
R 3
H 6
RBI 3
BB 6
SO 7
LOB 15



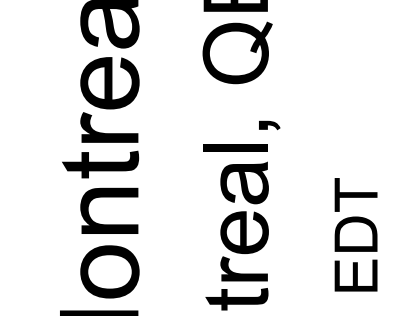
Batter	1	2	3	4	5	6	7	8	9	AB	R	H	RBI	BB	SO	LOB	TOP			
Lenny Dykstra, L (1, 8) OBP: 0.361, SLG: 0.420	F8		PB 2B		F7		G4-3			4	0	1	0	0	0	0	Philadelphia Phillies @ Montreal Expos Olympic Stadium, Montreal, QB Tue Jul 25 1989, 7:05 PM EDT Att: 30,103 - Unknown			
Tom Herr, S (1, 4) OBP: 0.346, SLG: 0.346 Jim Adduci, L (8, FR) OBP: 0.389, SLG: 0.444	E 1B		L8		G3-1			FC4-6 1B	4	0	2	0	0	0	1					
Von Hayes, L (1, 9) OBP: 0.400, SLG: 0.472	K				K			P4	3	0	0	0	1	2						
Ricky Jordan, R (1, 3) OBP: 0.305, SLG: 0.359	E5		F9		G5-3			FC4-6 FC6-4 1-2	4	0	0	0	0	4						
Randy Ready, R (1, 7) OBP: 0.368, SLG: 0.405	K				K			FC6-4 1-2	4	0	1	0	0	2						
Charlie Hayes, R (1, 5) OBP: 0.272, SLG: 0.314		K			P3			L7	4	0	1	0	0	1						
Dickie Thon, R (1, 6) OBP: 0.299, SLG: 0.382		K			K			G6-3	4	0	0	0	0	2						
Steve Lake, R (1, 2) OBP: 0.321, SLG: 0.350		F7					P4	G5-3	3	0	0	0	1	0						
Don Carman, L (1, 1) Bob Demier, R (7, PH) Todd Frohwrth, R (7, 1)			K		K2-3		K		2	0	0	0	0	2						
									1	0	0	0	0	1						
									0	0	0	0	0	0						
Inning Stats	R: 0 E: 1 K: 2 S: 15	H: 1 LOB: 2 BB: 0 P: 22	R: 0 E: 0 K: 2 S: 8	H: 0 LOB: 0 BB: 0 P: 13	R: 0 E: 0 K: 1 S: 10	H: 1 LOB: 2 BB: 1 P: 19	R: 0 E: 0 K: 2 S: 10	H: 1 LOB: 0 BB: 0 P: 20	R: 0 E: 0 K: 1 S: 7	H: 0 LOB: 1 BB: 0 P: 14	R: 0 E: 0 K: 1 S: 9	H: 0 LOB: 0 BB: 0 P: 14	R: 0 E: 0 K: 0 S: 6	H: 1 LOB: 1 BB: 0 P: 9	R: 0 E: 0 K: 0 S: 6	H: 0 LOB: 0 BB: 0 P: 8	1B: 4 2B: 1 3B: 0 HR: 0	SF: 0 SAC: 0 DP: 0 HBP: 0	WP: 0 PB: 1 SB: 1 CS: 0	PA: 35
PITCHER Mark Langston, L (1, 1) ERA: 2.68	IP: 9.0 WLS: W BF: 35 H: 5 R: 0 ER: 0 SO: 10 BB: 1 IBB: 1 HBP: 0 BLK: 0 WP: 0 HR: 0 S: 80 P: 130 ERA: 0.00 WHIP: 0.667															PITCHER				

Batter	1	2	3	4	5	6	7	8	9	AB	R	H	RBI	BB	SO	LOB	BOTTOM			
Otis Nixon, S (1, 8) OBP: 0.318, SLG: 0.278	CS BB		F9		G1-3		G1-3			3	0	0	0	1	0	0	Philadelphia Phillies @ Montreal Expos Olympic Stadium, Montreal, QB Tue Jul 25 1989, 7:05 PM EDT Att: 30,103 - Unknown			
Damaso Garcia, R (1, 4) OBP: 0.331, SLG: 0.382 Tom Foley, L (7, PH) OBP: 0.316, SLG: 0.366 Jeff Huson, L (8, 6) OBP: 0.355, SLG: 0.393	G6-3		FC6-4 1B		BLK 1B		G5-3 2B			3	0	2	0	0	1					
Andres Galarraga, R (1, 3) OBP: 0.340, SLG: 0.440	K		FC6-4 1-2		K		G5-3		4	0	0	0	0	2						
Tim Raines, S (1, 7) OBP: 0.424, SLG: 0.461		HR	F9		K		G3-1		4	1	1	1	0	1						
Hubie Brooks, R (1, 9) OBP: 0.308, SLG: 0.390		G5-3 E 2B			F9		K		4	1	1	0	0	1						
Tim Lincecum, R (1, 5) OBP: 0.342, SLG: 0.411		P3			F8 BLK 1B		1B BB		3	0	1	0	1	0						
Nelson Santovenia, R (1, 2) OBP: 0.342, SLG: 0.416		G5-3			F8				4	0	2	0	0	0						
Rex Hudler, R (1, 6) OBP: 0.327, SLG: 0.505		E5					P3		3	0	0	0	1	1						
Mark Langston, R (1, 1) OBP: 0.216, SLG: 0.278		F8			K		K		3	0	0	0	0	2						
Inning Stats	R: 0 E: 0 K: 1 S: 10	H: 0 LOB: 0 BB: 1 P: 20	R: 2 E: 1 K: 0 S: 11	H: 2 LOB: 1 BB: 0 P: 15	R: 0 E: 0 K: 0 S: 11	H: 1 LOB: 1 BB: 0 P: 17	R: 0 E: 0 K: 1 S: 7	H: 1 LOB: 2 BB: 1 P: 14	R: 0 E: 0 K: 2 S: 10	H: 1 LOB: 1 BB: 0 P: 16	R: 0 E: 0 K: 2 S: 14	H: 1 LOB: 2 BB: 1 P: 22	R: 0 E: 0 K: 0 S: 4	H: 1 LOB: 1 BB: 0 P: 7	R: 0 E: 0 K: 1 S: 10	H: 1 LOB: 1 BB: 0 P: 13	1B: 5 2B: 2 3B: 0 HR: 1	SF: 0 SAC: 0 DP: 0 HBP: 0	WP: 0 PB: 0 SB: 0 CS: 1	PA: 35
PITCHER Don Carman, L (1, 1) ERA: 4.88 Todd Frohwrth, R (7, 1) ERA: 2.84	IP: 6.0 WLS: L BF: 27 H: 6 R: 2 ER: 1 SO: 6 BB: 2 IBB: 1 HBP: 0 BLK: 2 WP: 0 HR: 1 S: 63 P: 104 ERA: 1.50 WHIP: 1.333															PITCHER				

AB 33
R 0
H 5
RBI 0
BB 2
SO 10
LOB 15



AB 32
R 2
H 8
RBI 1
BB 3
SO 7
LOB 18



Batter	1	2	3	4	5	6	7	8	9	AB	R	H	RBI	BB	SO	LOB	TOP				
Lenny Dykstra, L OBP: 0.358, SLG: 0.414 (1, 8)	E6		BLK BB	F9		F8			G5-3	4	0	0	0	1	0	2					
Curt Ford, L OBP: 0.280, SLG: 0.303 Bob Dernier, R OBP: 0.248, SLG: 0.239 (7, PH)	S BB		K		G4-3		G4-3 1B 2B		E5 2B 1B	2	0	0	0	1	1	1					
Von Hayes, L OBP: 0.400, SLG: 0.472 (7, 9)	P8		F7		G4-3 BB		G4-3		G4-3 1B 2B	4	1	1	0	1	0	4					
Dwayne Murphy, L OBP: 0.326, SLG: 0.352 Ricky Jordan, R OBP: 0.306, SLG: 0.360 (7, 3)	K				G4-3				L7	2	0	0	0	1	1	3					
Randy Ready, R OBP: 0.374, SLG: 0.404 Roger McDowell, R OBP: 0.500, SLG: 0.500 (9, 1)	BB		P5				F7			3	0	1	2	2	0	3					
Darren Daulton, L OBP: 0.296, SLG: 0.316 (1, 2)	G4-3									0	0	0	0	0	0	0					
Charlie Hayes, R OBP: 0.268, SLG: 0.319 (1, 5)		G6-3		P4		G4-3 2B		G3-1	L7	5	0	1	0	0	0	3					
Steve Jeltz, S OBP: 0.377, SLG: 0.343 (9, 4)		G5-3		G6-3		G4-3		G1-3		4	0	0	0	0	0	2					
Terry Mulholland, R OBP: 0.195, SLG: 0.158 Jim Adcock, L OBP: 0.398, SLG: 0.421 Greg Harris, S OBP: 0.348, SLG: 0.348 Tom Herr, S OBP: 0.348, SLG: 0.348 Jeff Parrett, R OBP: 0.296, SLG: 0.392 (9, 6)	K					K		L9		2	0	1	1	0	1	0					
Inning Stats	R: 0 E: 1 K: 1 S: 18	H: 0 LOB: 3 BB: 2 P: 32	R: 0 E: 0 K: 1 S: 8	H: 0 LOB: 0 BB: 0 P: 11	R: 0 E: 0 K: 1 S: 16	H: 0 LOB: 2 BB: 2 P: 30	R: 1 E: 1 K: 0 S: 14	H: 2 LOB: 1 BB: 0 P: 18	R: 0 E: 0 K: 1 S: 10	H: 1 LOB: 1 BB: 0 P: 11	R: 1 E: 0 K: 1 S: 12	H: 2 LOB: 1 BB: 0 P: 15	R: 0 E: 0 K: 0 S: 5	H: 0 LOB: 0 BB: 0 P: 9	R: 2 E: 1 K: 0 S: 13	H: 2 LOB: 2 BB: 1 P: 20	1B: 3 2B: 4 3B: 0 HR: 0	SF: 0 SAC: 0 DP: 0 HBP: 0	WP: 0 PB: 0 SB: 3 CS: 0	PA: 43	
PITCHER	IP WLS BF H R ER SO BB IBB HBP BLK WP HR S P ERA WHIP	IP WLS BF H R ER SO BB IBB HBP BLK WP HR S P ERA WHIP	IP WLS BF H R ER SO BB IBB HBP BLK WP HR S P ERA WHIP	IP WLS BF H R ER SO BB IBB HBP BLK WP HR S P ERA WHIP	IP WLS BF H R ER SO BB IBB HBP BLK WP HR S P ERA WHIP	IP WLS BF H R ER SO BB IBB HBP BLK WP HR S P ERA WHIP	IP WLS BF H R ER SO BB IBB HBP BLK WP HR S P ERA WHIP	IP WLS BF H R ER SO BB IBB HBP BLK WP HR S P ERA WHIP	IP WLS BF H R ER SO BB IBB HBP BLK WP HR S P ERA WHIP	IP WLS BF H R ER SO BB IBB HBP BLK WP HR S P ERA WHIP	IP WLS BF H R ER SO BB IBB HBP BLK WP HR S P ERA WHIP	IP WLS BF H R ER SO BB IBB HBP BLK WP HR S P ERA WHIP	IP WLS BF H R ER SO BB IBB HBP BLK WP HR S P ERA WHIP	IP WLS BF H R ER SO BB IBB HBP BLK WP HR S P ERA WHIP	IP WLS BF H R ER SO BB IBB HBP BLK WP HR S P ERA WHIP	IP WLS BF H R ER SO BB IBB HBP BLK WP HR S P ERA WHIP	IP WLS BF H R ER SO BB IBB HBP BLK WP HR S P ERA WHIP	IP WLS BF H R ER SO BB IBB HBP BLK WP HR S P ERA WHIP	IP WLS BF H R ER SO BB IBB HBP BLK WP HR S P ERA WHIP	IP WLS BF H R ER SO BB IBB HBP BLK WP HR S P ERA WHIP	IP WLS BF H R ER SO BB IBB HBP BLK WP HR S P ERA WHIP
Kevin Gross, R ERA: 4.36	6.0	28	3	1	0	5	6	0	0	0	1	0	0	0	74	123	0.00	1.500			
Zane Smith, L ERA: 3.92	2.1	11	3	3	1	1	0	0	0	0	0	0	0	23	31	3.86	1.286				
Tim Burke, R ERA: 2.52	0.2	4	1	0	0	0	0	1	0	0	0	0	0	7	13	0.00	1.500				

Philadelphia Phillies @ Montreal Expos
Olympic Stadium, Montreal, QB
Wed Jul 26 1989, 7:05 PM EDT
Att: 24,377 - Unknown

AB 36
R 4
H 7
RBI 4
BB 7
SO 6
LOB 27



Batter	1	2	3	4	5	6	7	8	9	AB	R	H	RBI	BB	SO	LOB	BOTTOM					
Otis Nixon, S OBP: 0.316, SLG: 0.276 (1, 8)	L7		2B 1B		G5-3	F8			G3-1	5	0	1	0	0	0	2						
Damaso Garcia, R OBP: 0.338, SLG: 0.400 Wallace Johnson, S OBP: 0.250, SLG: 0.275 (9, PH)	G6-3					2B 2B			G1-3	4	1	2	0	0	1	0						
Andres Galarraga, R OBP: 0.342, SLG: 0.444 (1, 3)		G6-3 1B				2B		G4-3		4	0	2	1	0	0	2						
Tim Raines, S OBP: 0.425, SLG: 0.459 (1, 7)	K				F7					3	0	1	0	1	1	2						
Hubie Brooks, R OBP: 0.305, SLG: 0.385 (1, 9)				FC6-4 1B		F8				4	1	0	0	0	2	3						
Tim Wallach, R OBP: 0.346, SLG: 0.425 (1, 5)		G5-4-3 1B						G5-3		4	1	3	2	0	0	0						
Nelson Santovenia, R OBP: 0.340, SLG: 0.411 (1, 2)		G5-4-3		E4 G5-3				G5-3		3	0	0	0	1	0	1						
Rex Hudler, R OBP: 0.315, SLG: 0.485 Tim Burke, R (9, 1)					G5-3			G6-3		4	0	0	0	0	1	3						
Kevin Gross, R OBP: 0.213, SLG: 0.140 Mike Aldrete, L OBP: 0.315, SLG: 0.297 Zane Smith, L OBP: 0.172, SLG: 0.172 Jeff Huson, L OBP: 0.344, SLG: 0.379 (9, 6)									G6-3	2	0	0	0	0	2	1						
Inning Stats	R: 0 E: 0 K: 1 S: 10	H: 1 LOB: 1 BB: 0 P: 16	R: 0 E: 0 K: 1 S: 12	H: 1 LOB: 0 BB: 0 P: 14	R: 0 E: 0 K: 2 S: 13	H: 2 LOB: 0 BB: 0 P: 17	R: 2 E: 1 K: 1 S: 17	H: 2 LOB: 1 BB: 0 P: 27	R: 1 E: 0 K: 0 S: 13	H: 2 LOB: 1 BB: 0 P: 15	R: 0 E: 0 K: 0 S: 9	H: 1 LOB: 2 BB: 1 P: 16	R: 0 E: 0 K: 2 S: 7	H: 0 LOB: 0 BB: 1 P: 16	R: 0 E: 0 K: 0 S: 7	H: 0 LOB: 0 BB: 0 P: 12	R: 0 E: 0 K: 0 S: 6	H: 0 LOB: 0 BB: 0 P: 10	1B: 4 2B: 4 3B: 0 HR: 1	SF: 0 SAC: 0 DP: 1 HBP: 0	WP: 0 PB: 0 SB: 0 CS: 0	PA: 38
PITCHER	IP WLS BF H R ER SO BB IBB HBP BLK WP HR S P ERA WHIP	IP WLS BF H R ER SO BB IBB HBP BLK WP HR S P ERA WHIP	IP WLS BF H R ER SO BB IBB HBP BLK WP HR S P ERA WHIP	IP WLS BF H R ER SO BB IBB HBP BLK WP HR S P ERA WHIP	IP WLS BF H R ER SO BB IBB HBP BLK WP HR S P ERA WHIP	IP WLS BF H R ER SO BB IBB HBP BLK WP HR S P ERA WHIP	IP WLS BF H R ER SO BB IBB HBP BLK WP HR S P ERA WHIP	IP WLS BF H R ER SO BB IBB HBP BLK WP HR S P ERA WHIP	IP WLS BF H R ER SO BB IBB HBP BLK WP HR S P ERA WHIP	IP WLS BF H R ER SO BB IBB HBP BLK WP HR S P ERA WHIP	IP WLS BF H R ER SO BB IBB HBP BLK WP HR S P ERA WHIP	IP WLS BF H R ER SO BB IBB HBP BLK WP HR S P ERA WHIP	IP WLS BF H R ER SO BB IBB HBP BLK WP HR S P ERA WHIP	IP WLS BF H R ER SO BB IBB HBP BLK WP HR S P ERA WHIP	IP WLS BF H R ER SO BB IBB HBP BLK WP HR S P ERA WHIP	IP WLS BF H R ER SO BB IBB HBP BLK WP HR S P ERA WHIP	IP WLS BF H R ER SO BB IBB HBP BLK WP HR S P ERA WHIP	IP WLS BF H R ER SO BB IBB HBP BLK WP HR S P ERA WHIP	IP WLS BF H R ER SO BB IBB HBP BLK WP HR S P ERA WHIP	IP WLS BF H R ER SO BB IBB HBP BLK WP HR S P ERA WHIP	IP WLS BF H R ER SO BB IBB HBP BLK WP HR S P ERA WHIP	
Terry Mulholland, L ERA: 4.33	5.0	23	3	3	3	5	0	0	0	0	0	0	0	0	65	89	0.00	1.600				
Greg Harris, R ERA: 3.03	2.0	9	1	0	0	2	2	0	0	0	0	0	0	16	32	0.00	1.500					
Jeff Parrett, R ERA: 2.73	1.0	W	3	0	0	0	0	0	0	0	0	0	0	7	12	0.00	0.000					
Roger McDowell, R ERA: 2.1	1.0	S	3	0	0	0	0	0	0	0	0	0	0	6	10	0.00	0.000					

Philadelphia Phillies @ Montreal Expos
Olympic Stadium, Montreal, QB
Wed Jul 26 1989, 7:05 PM EDT
Att: 24,377 - Unknown

AB 36
R 3
H 9
RBI 3
BB 2
SO 7
LOB 16



Batter	1	2	3	4	5	6	7	8	9	AB	R	H	RBI	BB	SO	LOB	TOP										
Barry Bonds, L OBP: 0.361, SLG: 0.450 (1, 7)										6	1	2	0	0	0	0	Pittsburgh Pirates @ Philadelphia Phillies Veterans Stadium, Philadelphia, PA Fri Jul 28 1989, 7:05 PM EDT Unknown										
Jose Lind, R OBP: 0.285, SLG: 0.298 (1, 4)										4	2	3	2	1	0	0											
Andy Van Slyke, L OBP: 0.313, SLG: 0.362 (1, 8)										4	0	1	0	0	1	3											
Bobby Bonilla, S OBP: 0.332, SLG: 0.441 (1, 5)										4	1	3	1	1	0	3											
Glenn Wilson, R OBP: 0.333, SLG: 0.443 (1, 9)										4	1	2	2	1	1	4											
Benny Distefano, L OBP: 0.325, SLG: 0.257 (1, 3)										5	2	1	0	0	1	3											
Michael LaValliere, L OBP: 0.424, SLG: 0.362 (1, 2)										3	1	2	1	1	0	0											
Jay Bell, R OBP: 0.156, SLG: 0.227 (1, 6)										5	1	1	2	0	1	2											
Randy Kramer, R OBP: 0.154, SLG: 0.192 (5, 1) Neal Heaton, L OBP: 0.286, SLG: 0.286 (8, PH) R.J. Rivera, S OBP: 0.242, SLG: 0.438 (8, PH) Bob Kipper, L OBP: 0.160, SLG: 0.125 (8, PH) Doug Bair, R OBP: 0.160, SLG: 0.200 (8, PH) John Cangelosi, S OBP: 0.300, SLG: 0.287 (8, PH) Bill Landrum, R (8, PH)										2	0	0	0	0	0	0		AB 40 R 10 H 16 RBI 9 BB 4 SO 5 LOB 17									
Inning Stats	R: 4 E: 0 K: 0 S: 14	H: 5 LOB: 1 BB: 0 P: 24	R: 0 E: 0 K: 1 S: 11	H: 0 LOB: 0 BB: 0 P: 16	R: 1 E: 0 K: 2 S: 12	H: 2 LOB: 1 BB: 1 P: 20	R: 0 E: 0 K: 0 S: 4	H: 0 LOB: 0 BB: 0 P: 6	R: 0 E: 0 K: 1 S: 10	H: 0 LOB: 1 BB: 1 P: 17	R: 0 E: 0 K: 1 S: 12	H: 2 LOB: 2 BB: 0 P: 17	R: 2 E: 0 K: 0 S: 16	H: 4 LOB: 3 BB: 0 P: 23	R: 3 E: 0 K: 0 S: 11	H: 2 LOB: 0 BB: 1 P: 22	1B: 11 2B: 5 3B: 0 HR: 0		SF: 0 SAC: 1 DP: 0 HBP: 1	WP: 1 PB: 0 SB: 0 CS: 0	PA: 46						
PITCHER	IP	WLS	BF	H	R	ER	SO	BB	IBB	HBP	BLK	WP	HR	S	P	ERA	WHIP										
Ken Howell, R ERA: 3.68	7.0	L	32	10	5	5	5	2	1	0	0	0	0	70	118	6.43	1.714										
Todd Frothing, R ERA: 3.46	0.2		7	4	2	2	0	0	0	1	0	0	0	13	20	27.00	6.000										
Jeff Parrett, R ERA: 2.71	0.1		1	0	0	0	0	0	0	0	0	0	0	3	3	0.00	0.000										
Greg Harris, R ERA: 3.38	1.0		6	2	3	3	0	1	0	0	0	1	0	11	22	27.00	3.000										

Batter	1	2	3	4	5	6	7	8	9	AB	R	H	RBI	BB	SO	LOB	BOTTOM										
Lenny Dykstra, L OBP: 0.359, SLG: 0.412 (1, 8)										4	1	1	0	1	1	1	Pittsburgh Pirates @ Philadelphia Phillies Veterans Stadium, Philadelphia, PA Fri Jul 28 1989, 7:05 PM EDT Unknown										
Tom Herr, S OBP: 0.351, SLG: 0.360 (1, 4)										5	2	4	1	0	0	1											
Von Hayes, L OBP: 0.397, SLG: 0.470 (1, 9)										4	1	1	1	0	0	3											
John Kruk, L OBP: 0.350, SLG: 0.372 (1, 7)										5	1	2	2	0	1	2											
Ricky Jordan, R OBP: 0.303, SLG: 0.355 (1, 3)										4	0	0	0	0	0	2											
Darren Daulton, L OBP: 0.296, SLG: 0.313 (8, PH) Randy Ready, R OBP: 0.372, SLG: 0.401 (9, 5)										2	0	0	0	1	0	0											
Charlie Hayes, R OBP: 0.250, SLG: 0.309 (8, PH) Dwayne Murphy, L OBP: 0.331, SLG: 0.367 (9, 1)										3	0	0	0	0	1	1											
Steve Jeltz, S OBP: 0.384, SLG: 0.341 (1, 6)										1	0	0	0	3	0	0											
Ken Howell, R OBP: 0.167, SLG: 0.128 (7, PH) Bob Kipper, L OBP: 0.233, SLG: 0.245 (8, PH) Todd Frothing, R (8, PH) Jeff Parrett, R (8, PH) Curt Ford, L OBP: 0.300, SLG: 0.300 (9, 2)										2	0	0	0	0	1	3		AB 34 R 5 H 10 RBI 5 BB 5 SO 4 LOB 16									
Inning Stats	R: 1 E: 0 K: 0 S: 11	H: 1 LOB: 0 BB: 0 P: 20	R: 0 E: 0 K: 0 S: 9	H: 0 LOB: 2 BB: 2 P: 20	R: 2 E: 0 K: 0 S: 8	H: 3 LOB: 0 BB: 0 P: 14	R: 0 E: 0 K: 2 S: 12	H: 0 LOB: 1 BB: 1 P: 20	R: 0 E: 0 K: 0 S: 4	H: 0 LOB: 0 BB: 0 P: 5	R: 0 E: 0 K: 1 S: 10	H: 1 LOB: 1 BB: 0 P: 15	R: 2 E: 0 K: 0 S: 13	H: 3 LOB: 2 BB: 1 P: 26	R: 0 E: 0 K: 1 S: 10	H: 1 LOB: 1 BB: 0 P: 12	1B: 6 2B: 2 3B: 2 HR: 0		SF: 1 SAC: 0 DP: 1 HBP: 0	WP: 1 PB: 0 SB: 2 CS: 0	PA: 40						
PITCHER	IP	WLS	BF	H	R	ER	SO	BB	IBB	HBP	BLK	WP	HR	S	P	ERA	WHIP										
Randy Kramer, R ERA: 4.11	4.0		19	4	3	3	2	4	0	0	0	0	0	18	25	0.00	0.667										
Neal Heaton, L ERA: 3.99	3.0	W	10	2	0	0	1	0	0	0	0	0	0	7	11	54.00	6.000										
Bob Kipper, L ERA: 2.93	0.1		3	2	2	2	0	0	0	0	0	1	0	7	11	54.00	6.000										
Doug Bair, R ERA: 1.3	0.2		4	1	0	0	0	1	0	0	0	0	0	6	15	0.00	3.000										
Bill Landrum, R ERA: 0.54	1.0		4	1	0	0	1	0	0	0	0	0	0	10	12	0.00	1.000										

Batter	1	2	3	4	5	6	7	8	9	AB R H RBI BB SO LOB	TOP																								
John Cangelosi, S (1, 8) OBP: 0.385, SLG: 0.278	0-0 6-3		1-0 F8	0-0 SF8			4-0 BB		2-1 G4-3	3 0 0 1 1 0 1	Pittsburgh Pirates @ Philadelphia Phillies Veterans Stadium, Philadelphia, PA Fri Jul 28 1989, 7:05 PM EDT Att: 35,569 - Unknown																								
Rafael Bellard, R (1, 4) OBP: 0.282, SLG: 0.258	0-2 4-3		3-2 F9	2-2 F9			3-2 F8		2-3 K	5 0 0 0 0 1 4																									
Jeff King, R (1, 3) OBP: 0.323, SLG: 0.423	1-1 HBP		4-2 FC5 BB		1-0 L5		2-2 F8			2 0 0 0 1 0 1																									
Bobby Bonilla, S (1, 5) OBP: 0.336, SLG: 0.440	3-2 6-3		4-2 BB		4-1 FC6-4 BB		4-2 BB			1 0 0 0 3 0 1																									
R.J. Reynolds, S (1, 7) OBP: 0.357, SLG: 0.430		2-3 K	0-0 FC5		1-3 K		1-2 G4-3			4 0 0 0 0 2 6																									
Glenn Wilson, R (1, 9) OBP: 0.332, SLG: 0.438		2-3 K		4-2 F8 1B SF8 BB	0-0 FC6-4			1-2 F8		3 1 0 0 1 1 1																									
Junior Ortiz, R (1, 2) OBP: 0.281, SLG: 0.261		3-2 FC6-4 1B		0-0 WP BB	1-2 1B	1-0 5-3		1-1 P4		4 0 2 0 0 0 0																									
Jay Bell, R (1, 6) OBP: 0.143, SLG: 0.208		0-1 FC6-4		1-0 F8		0-0 F9		2-2 5-3		4 0 0 0 0 0 3																									
Mike Smith, R (8, 1)		1-2 FC6-4		2-3 F8						0 0 0 0 0 0 0																									
Rick Reed, R (1, 1) OBP: 0.400, SLG: 0.250			0-0 BB BB	4-0 WP	1-0 G6-3			1-2 G3-1		2 0 1 0 1 0 0																									
Benny Distefano, L (8, 3) OBP: 0.323, SLG: 0.255			1-2 1B							1 0 0 0 0 0 0																									
Inning Stats	R: 0 E: 0 K: 0 S: 8	H: 0 LOB: 1 BB: 0 P: 12	R: 0 E: 0 K: 2 S: 11	H: 1 LOB: 1 BB: 0 P: 18	R: 0 E: 0 K: 0 S: 13	H: 1 LOB: 3 BB: 2 P: 25	R: 1 E: 0 K: 0 S: 11	H: 1 LOB: 2 BB: 2 P: 22	R: 0 E: 0 K: 1 S: 6	H: 0 LOB: 1 BB: 1 P: 12	R: 0 E: 0 K: 0 S: 17	H: 0 LOB: 2 BB: 2 P: 31	R: 0 E: 0 K: 0 S: 8	H: 0 LOB: 0 BB: 0 P: 12	R: 0 E: 0 K: 1 S: 10	H: 0 LOB: 0 BB: 0 P: 15	1B: 3 2B: 0 3B: 0 HR: 0	SF: 1 SAC: 0 DP: 0 HBP: 1	WP: 1 PB: 0 SB: 1 CS: 0	PA: 38															
PITCHER	IP WLS BF H R ER SO BB IBB HBP BLK WP HR S P ERA WHIP																																		
Larry McWilliams, L (1, 1) ERA: 3.45	3.1	18	3	1	1	2	4	0	1	0	0	0	39	71	2.70	2.100																			
Greg Harris, R (4, 1) ERA: 3.22	3.1	W	13	0	0	1	3	0	0	0	1	0	27	50	0.00	0.900																			
Jeff Parrett, R (7, 1) ERA: 2.96	1.1		4	0	0	0	0	0	0	0	0	0	11	16	0.00	0.000																			
Roger McDowell, R (9, 1) ERA: 2.06	1.0		3	0	0	1	0	0	0	0	0	0	10	15	0.00	0.000																			

Batter	1	2	3	4	5	6	7	8	9	AB R H RBI BB SO LOB	BOTTOM																								
Lenny Dykstra, L (1, 8) OBP: 0.358, SLG: 0.413	1-0 P5		1-1 4-3	1-1 2B		0-1 F7				4 0 1 1 0 0 0	Pittsburgh Pirates @ Philadelphia Phillies Veterans Stadium, Philadelphia, PA Fri Jul 28 1989, 7:05 PM EDT Att: 35,569 - Unknown																								
Tom Herr, S (1, 4) OBP: 0.352, SLG: 0.360	4-2 BB		0-1 S	3-2 L8		1-1 G1-3				3 0 1 0 1 0 1																									
Steve Jeltz, S (9, 4) OBP: 0.384, SLG: 0.341										0 0 0 0 0 0 0																									
Von Hayes, L (1, 3) OBP: 0.396, SLG: 0.466	2-2 F8		3-3 K	4-0 IBB			3-3 K			3 0 0 0 1 2 2																									
Dwayne Murphy, L (1, 9) OBP: 0.328, SLG: 0.363	1-3 K			1-2 1B		0-0 G3-1				4 1 1 0 0 1 3																									
Randy Ready, R (1, 7) OBP: 0.370, SLG: 0.403		3-3 K	0-1 1B HR	1-2 L7			2-1 F7			4 1 1 0 0 1 0																									
Dickie Thorn, R (1, 6) OBP: 0.301, SLG: 0.384		1-1 BLK	0-1 HR	0-1 F8				1-3 K		4 1 2 1 0 1 0																									
Charlie Hayes, R (1, 5) OBP: 0.269, SLG: 0.347		2-2 P5	2-3 3H	0-0 HR				0-0 G5-4-3		4 1 2 3 0 1 1																									
Steve Lake, R (1, 2) OBP: 0.319, SLG: 0.370	2-2 5-3			1-3 K		1-2 HR		3-1 G5-4-3		4 1 1 1 0 1 2																									
Larry McWilliams, L (1, 1) OBP: 0.080, SLG: 0.080			0-0 B1	0-1 2B		2-3 K				1 0 0 0 0 0 0																									
Greg Harris, S (4, 1) OBP: 0.197, SLG: 0.500										2 1 1 0 0 1 0																									
Jeff Parrett, R (7, 1) ERA: 2.96										0 0 0 0 0 0 0																									
Roger McDowell, R (9, 1) OBP: 0.500, SLG: 0.500										0 0 0 0 0 0 0																									
Inning Stats	R: 0 E: 0 K: 1 S: 12	H: 0 LOB: 1 BB: 1 P: 20	R: 0 E: 0 K: 1 S: 14	H: 1 LOB: 1 BB: 0 P: 22	R: 0 E: 0 K: 1 S: 9	H: 1 LOB: 1 BB: 0 P: 13	R: 5 E: 0 K: 1 S: 19	H: 6 LOB: 2 BB: 1 P: 28	R: 0 E: 0 K: 1 S: 9	H: 0 LOB: 0 BB: 0 P: 12	R: 1 E: 0 K: 1 S: 11	H: 1 LOB: 0 BB: 0 P: 15	R: 0 E: 0 K: 1 S: 7	H: 0 LOB: 0 BB: 0 P: 12	R: 0 E: 0 K: 1 S: 7	H: 1 LOB: 0 BB: 0 P: 11	1B: 5 2B: 2 3B: 1 HR: 2	SF: 0 SAC: 0 DP: 1 HBP: 0	WP: 0 PB: 0 SB: 1 CS: 0	PA: 35															
PITCHER	IP WLS BF H R ER SO BB IBB HBP BLK WP HR S P ERA WHIP																																		
Rick Reed, R (1, 1) ERA: 4.5	7.0	L	32	9	6	6	7	1	0	1	1	0	81	122	7.71	1.429																			
Mike Smith, R (8, 1)	1.0		3	1	0	0	1	0	0	0	0	0	7	11	0.00	1.000																			



Batter	1	2	3	4	5	6	7	8	9	AB	R	H	RBI	BB	SO	LOB	TOP			
Barry Bonds, L (1, 7) OBP: 0.361, SLG: 0.446										4	1	1	0	1	0	1	Pittsburgh Pirates @ Philadelphia Phillies Veterans Stadium, Philadelphia, PA Sun Jul 30 1989, 3:33 AM EDT Att: 31,341 - Overcast - 75 F			
Jose Lind, R (1, 4) OBP: 0.286, SLG: 0.303										5	0	1	2	0	2	3				
Jeff King, R (1, 3) OBP: 0.314, SLG: 0.400										4	0	2	1	0	0	1				
Jay Bell, R (7, 6) OBP: 0.135, SLG: 0.196										0	0	0	0	0	0	0				
Bobby Bonilla, S (1, 5) OBP: 0.336, SLG: 0.438										4	0	0	0	0	1	4				
Glenn Wilson, R (1, 9) OBP: 0.330, SLG: 0.436										4	0	0	0	0	1	0				
Andy Van Slyke, L (1, 8) OBP: 0.309, SLG: 0.353										3	1	0	0	1	1	0				
Junior Ortiz, R (1, 2) OBP: 0.286, SLG: 0.288										4	2	2	2	0	0	0				
Rafael Belliard, R (1, 6) OBP: 0.265, SLG: 0.262										2	1	1	0	0	0	0				
John Cangelosi, S (7, PH) OBP: 0.380, SLG: 0.272										2	0	0	0	0	0	0				
Doug Drabek, R (1, 1) OBP: 0.143, SLG: 0.087										2	0	0	0	0	1	2				
Bob Kipper, R (6, 1) OBP: 0.222, SLG: 0.125										0	0	0	0	0	0	0				
Benny Distefano, L (7, PH) OBP: 0.333, SLG: 0.269										1	1	1	0	0	0	0				
Randy Kramer, R (7, 1) OBP: 0.154, SLG: 0.192										0	0	0	0	0	0	0				
R.J. Reynolds, S (9, PH) OBP: 0.355, SLG: 0.427										1	0	0	0	0	0	0				
Inning Stats	R: 0 E: 0 K: 1 S: 10	H: 0 LOB: 0 BB: 0 P: 17	R: 0 E: 0 K: 0 S: 5	H: 0 LOB: 0 BB: 0 P: 10	R: 3 E: 1 K: 1 S: 16	H: 3 LOB: 1 BB: 0 P: 24	R: 2 E: 0 K: 0 S: 10	H: 1 LOB: 0 BB: 1 P: 17	R: 0 E: 0 K: 1 S: 10	H: 0 LOB: 0 BB: 0 P: 13	R: 1 E: 0 K: 1 S: 13	H: 3 LOB: 2 BB: 0 P: 24	R: 0 E: 0 K: 0 S: 5	H: 0 LOB: 0 BB: 0 P: 8	R: 0 E: 0 K: 0 S: 12	H: 0 LOB: 1 BB: 1 P: 21	1B: 5 2B: 1 3B: 1 HR: 1	SF: 0 SAC: 0 DP: 0 HBP: 0	WP: 0 PB: 0 SB: 1 CS: 0	PA: 38
PITCHER	IP WLS BF H R ER SO BB IBB HBP BLK WP HR S P ERA WHIP																			
Dennis Cook, L (1, 1) ERA: 2.97	6.0 W 25 5 5 4 5 1 0 0 0 0 0 1 61 95 6.00 1.000																			
Todd Frohwrth, R (7, 1) ERA: 3.54	2.0 9 3 1 1 1 0 0 0 0 0 0 0 18 32 4.50 1.500																			
Roger McDowell, R (9, 1) ERA: 2.02	1.0 S 4 0 0 0 0 1 0 0 0 0 0 0 12 21 0.00 1.000																			

AB	36
R	6
H	8
RBI	5
BB	2
SO	6
LOB	11



Batter	1	2	3	4	5	6	7	8	9	AB	R	H	RBI	BB	SO	LOB	BOTTOM	
Lenny Dykstra, L (1, 8) OBP: 0.359, SLG: 0.409										4	1	0	0	1	0	3	Pittsburgh Pirates @ Philadelphia Phillies Veterans Stadium, Philadelphia, PA Sun Jul 30 1989, 3:33 AM EDT Att: 31,341 - Overcast - 75 F	
Tom Herr, S (1, 4) OBP: 0.352, SLG: 0.356										4	1	1	0	1	0	2		
Von Hayes, L (1, 9) OBP: 0.397, SLG: 0.462										4	2	2	3	1	0	2		
Dwayne Murphy, L (1, 7) OBP: 0.338, SLG: 0.371										2	0	1	0	2	1	0		
Todd Frohwrth, R (7, 1) OBP: 0.361, SLG: 0.412										0	0	0	0	0	0	0		
John Kruk, L (8, PH) OBP: 0.361, SLG: 0.412										1	0	1	0	0	0	0		
Bob Demier, R (8, PR) OBP: 0.253, SLG: 0.245										0	0	0	0	0	0	0		
Ricky Jordan, R (1, 3) OBP: 0.304, SLG: 0.356										5	0	2	2	0	1	4		
Roger McDowell, R (9, 1) OBP: 0.500, SLG: 0.500										0	0	0	0	0	0	0		
Darren Daulton, L (1, 2) OBP: 0.294, SLG: 0.311										5	0	0	0	0	1	5		
Charlie Hayes, R (1, 5) OBP: 0.286, SLG: 0.419										3	2	1	1	1	0	1		
Steve Jeltz, S (1, 6) OBP: 0.382, SLG: 0.339										4	1	1	0	0	2	0		
Dennis Cook, L (1, 1) OBP: 0.259, SLG: 0.333										2	0	2	0	0	0	0		
Curt Ford, L (6, PH) OBP: 0.281, SLG: 0.313										2	1	1	1	0	0	0		
Inning Stats	R: 0 E: 0 K: 0 S: 9	H: 0 LOB: 0 BB: 0 P: 13	R: 0 E: 0 K: 0 S: 8	H: 1 LOB: 1 BB: 0 P: 14	R: 0 E: 0 K: 2 S: 8	H: 0 LOB: 0 BB: 0 P: 13	R: 2 E: 0 K: 1 S: 14	H: 4 LOB: 3 BB: 1 P: 27	R: 5 E: 1 K: 1 S: 28	H: 4 LOB: 2 BB: 3 P: 51	R: 0 E: 0 K: 1 S: 7	H: 0 LOB: 0 BB: 0 P: 11	R: 1 E: 0 K: 0 S: 17	H: 2 LOB: 2 BB: 1 P: 30	1B: 9 2B: 2 3B: 0 HR: 1	SF: 0 SAC: 0 DP: 0 HBP: 0	WP: 0 PB: 0 SB: 0 CS: 0	PA: 42
PITCHER	IP WLS BF H R ER SO BB IBB HBP BLK WP HR S P ERA WHIP																	
Doug Drabek, R (1, 1) ERA: 2.94	5.1 27 8 5 5 4 3 0 0 0 0 0 1 60 105 8.44 2.062																	
Bob Kipper, L (6, 1) ERA: 3.16	0.2 L 6 2 2 2 0 2 0 0 0 0 0 0 17 32 27.00 6.000																	
Randy Kramer, R (7, 1) ERA: 4.12	2.0 9 2 1 1 1 1 0 0 0 0 0 0 24 41 4.50 1.500																	



Batter	1	2	3	4	5	6	7	8	9	AB	R	H	RBI	BB	SO	LOB	TOP										
Jerome Walton, R OBP: 0.338, SLG: 0.414 Calvin Schiraldi, R (7, 1)	B4-3		4-3			HR	K			4	1	1	1	0	1	1	Chicago Cubs @ Philadelphia Phillies Veterans Stadium, Philadelphia, PA Mon Jul 31 1989, 7:05 PM EDT Att: 22,160 - Unknown										
Shawn Dunston, R OBP: 0.323, SLG: 0.419 Mark Grace, L OBP: 0.403, SLG: 0.458	K			HR		L4	G3			1	0	0	0	0	1	0											
Domingo Ramos, R OBP: 0.336, SLG: 0.363	1B		G4-6-3 1B			1B 2B	1B	F9		4	1	3	0	0	0	0											
Lloyd McClendon, R OBP: 0.378, SLG: 0.506	6-3		F8			F8		5-3		4	0	0	0	0	3												
Mitch Webster, S OBP: 0.332, SLG: 0.370	K		G4-6-3 1-2			2B 1B		F7		4	1	1	0	0	1	1											
Darin Jackson, R OBP: 0.280, SLG: 0.319	P3				F7			5-3		3	0	1	2	0	0	0											
23 Ryne Sandberg, R (9, PH) OBP: 0.326, SLG: 0.433						1-H 2-H 2B				1	0	0	0	0	0	0											
Curtis Wilkerson, S OBP: 0.265, SLG: 0.323	F9				K	4-3		F8		4	0	0	0	0	1	1											
Joe Girardi, R OBP: 0.239, SLG: 0.253 Damon Berryhill, S OBP: 0.274, SLG: 0.336			6-3				4-3		F7	2	0	1	0	0	0	0											
Paul Kilgus, L OBP: 0.118, SLG: 0.091 Jeff Pico, R OBP: 0.250, SLG: 0.250 Dwight Smith, L OBP: 0.405, SLG: 0.540	F7									1	0	0	0	0	0	0											
Inning Stats	R: 0 E: 0 K: 1 S: 12	H: 1 LOB: 1 BB: 0 P: 19	R: 0 E: 0 K: 1 S: 9	H: 0 LOB: 0 BB: 12 P: 10	R: 0 E: 0 K: 0 S: 7	H: 0 LOB: 0 BB: 0 P: 10	R: 1 E: 0 K: 0 S: 12	H: 2 LOB: 0 BB: 0 P: 21	R: 0 E: 0 K: 2 S: 8	H: 1 LOB: 1 BB: 0 P: 11	R: 3 E: 0 K: 0 S: 15	H: 4 LOB: 1 BB: 0 P: 23	R: 0 E: 0 K: 1 S: 6	H: 1 LOB: 1 BB: 0 P: 6	R: 0 E: 0 K: 0 S: 4	H: 0 LOB: 0 BB: 0 P: 5	R: 0 E: 0 K: 0 S: 6	H: 0 LOB: 0 BB: 0 P: 7	1B: 4 2B: 3 3B: 0 HR: 2	SF: 0 SAC: 0 DP: 1 HBP: 0	WP: 0 PB: 0 SB: 0 CS: 0	PA: 35					
PITCHER	IP	WLS	BF	H	R	ER	SO	BB	IBB	HBP	BLK	WP	HR	S	P	ERA	WHIP										
Don Carman, L ERA: 4.97	(1, 1)	5.2	W	24	8	4	4	4	0	0	0	0	2	62	95	6.35	1.412										
Todd Frothwirth, R ERA: 3.38	(6, 1)	1.1		5	1	0	0	1	0	0	0	0	0	7	7	0.00	0.750										
Jeff Parrett, R ERA: 2.51	(8, 1)	2.0	S	6	0	0	0	0	0	0	0	0	0	10	12	0.00	0.000										

AB	35
R	4
H	9
RBI	4
BB	0
SO	5
LOB	8



Batter	1	2	3	4	5	6	7	8	9	AB	R	H	RBI	BB	SO	LOB	BOTTOM										
Lenny Dykstra, L OBP: 0.358, SLG: 0.403	G3				L7-5			4-3 WP BB		3	0	1	0	2	0	1	Chicago Cubs @ Philadelphia Phillies Veterans Stadium, Philadelphia, PA Mon Jul 31 1989, 7:05 PM EDT Att: 22,160 - Unknown										
Bob Demier, R OBP: 0.285, SLG: 0.246 Curt Ford, L OBP: 0.272, SLG: 0.304	BB		L9			K		4-3		2	1	1	0	0	1	1											
Tom Herr, S OBP: 0.349, SLG: 0.354	BB 1B E	4-3				E FC6-4 2B		P5		4	2	1	0	1	1	2											
Ricky Jordan, R OBP: 0.302, SLG: 0.353	E6 1B BB PB		E 1B 1B		P4	E6 FC6-4		F9		5	2	1	0	0	0	4											
Randy Ready, R OBP: 0.379, SLG: 0.407	PB 1B BB		E 1B 1B			FC6-4				3	1	2	2	1	0	1											
Charlie Hayes, R OBP: 0.292, SLG: 0.405	PB 1B		1B BB		4-3	F9				3	0	1	1	1	0	2											
Dickie Thon, R OBP: 0.300, SLG: 0.377	K		K			E6 1B 1B		P3		4	1	1	0	0	2	6											
Steve Lake, R OBP: 0.324, SLG: 0.374	K		BB 1B		L7-5 SH1-4 2H			P6		4	0	2	3	0	1	2											
Don Carman, L Todd Frothwirth, R Dwayne Murphy, L Jeff Parrett, R		1-3	K		SH1-4			P2		2	0	0	0	0	1	2											
Inning Stats	R: 3 E: 1 K: 2 S: 13	H: 2 LOB: 2 BB: 2 P: 30	R: 0 E: 0 K: 1 S: 10	H: 1 LOB: 1 BB: 0 P: 12	R: 2 E: 1 K: 2 S: 20	H: 3 LOB: 3 BB: 2 P: 35	R: 0 E: 0 K: 1 S: 15	H: 1 LOB: 1 BB: 0 P: 24	R: 1 E: 1 K: 0 S: 7	H: 2 LOB: 0 BB: 0 P: 10	R: 1 E: 1 K: 1 S: 12	H: 1 LOB: 1 BB: 0 P: 19	R: 0 E: 0 K: 0 S: 5	H: 0 LOB: 0 BB: 0 P: 8	R: 0 E: 0 K: 0 S: 9	H: 0 LOB: 1 BB: 1 P: 17		1B: 9 2B: 2 3B: 0 HR: 0	SF: 0 SAC: 1 DP: 1 HBP: 0	WP: 1 PB: 1 SB: 0 CS: 0	PA: 40						
PITCHER	IP	WLS	BF	H	R	ER	SO	BB	IBB	HBP	BLK	WP	HR	S	P	ERA	WHIP										
Paul Kilgus, L ERA: 4.42	(1, 1)	2.0	L	14	5	3	3	2	0	0	0	0	0	30	52	13.50	3.500										
Jeff Pico, R ERA: 3.45	(3, 1)	4.0		19	5	2	0	4	2	0	0	0	0	47	78	0.00	1.750										
Calvin Schiraldi, R ERA: 4.02	(7, 1)	2.0		7	0	0	0	0	1	0	0	0	1	14	25	0.00	0.500										

AB	34
R	7
H	10
RBI	6
BB	5
SO	7
LOB	25



Batter	1	2	3	4	5	6	7	8	9	AB	R	H	RBI	BB	SO	LOB	TOP					
Jerome Walton, R OBP: 0.341, SLG: 0.420	G5-3			BB		1B		G6-3		3	0	1	0	1	0	0						
23 Ryne Sandberg, R OBP: 0.326, SLG: 0.431	L5			K		K		G6-3		4	0	0	0	0	2	2						
Dwight Smith, L OBP: 0.398, SLG: 0.529	K			F7		P5		G3		4	0	0	0	0	1	2						
Mark Grace, L OBP: 0.396, SLG: 0.448				G3		G3		F7		4	0	0	0	0	0	2						
Andre Dawson, R OBP: 0.307, SLG: 0.460	G5-3					K				3	0	0	0	0	2	0						
Darrin Jackson, R OBP: 0.276, SLG: 0.314										0	0	0	0	0	0	0						
Damon Berryhill, S OBP: 0.271, SLG: 0.332	G4-3					1B		G3		3	0	1	0	0	0	0						
Domingo Ramos, R OBP: 0.349, SLG: 0.370				G6-3		1B		L4		3	0	1	0	0	0	0						
Shawon Dunston, R OBP: 0.319, SLG: 0.412				K		K		P9		3	0	0	0	0	2	2						
Scott Sanderson, R OBP: 0.184, SLG: 0.061				K		K		G3-1		1	0	0	0	0	1	0						
Calvin Schiraldi, R (8, PH)										1	0	0	0	0	1	2						
Curtis Wilkerson, S OBP: 0.253, SLG: 0.321										1	0	0	0	0	0	0						
Paul Kilgus, L OBP: 0.118, SLG: 0.091										0	0	0	0	0	0	0						
Inning Stats	R: 0 E: 0 K: 1 S: 7	H: 0 LOB: 0 BB: 0 P: 10	R: 0 E: 0 K: 0 S: 5	H: 0 LOB: 0 BB: 0 P: 8	R: 0 E: 0 K: 2 S: 7	H: 0 LOB: 0 BB: 0 P: 11	R: 0 E: 0 K: 1 S: 7	H: 0 LOB: 1 BB: 1 P: 17	R: 0 E: 0 K: 3 S: 12	H: 2 LOB: 2 BB: 0 P: 15	R: 0 E: 0 K: 1 S: 9	H: 1 LOB: 1 BB: 0 P: 11	R: 0 E: 0 K: 1 S: 5	H: 0 LOB: 0 BB: 0 P: 9	R: 0 E: 0 K: 0 S: 6	H: 0 LOB: 0 BB: 0 P: 9	R: 0 E: 0 K: 0 S: 5	H: 0 LOB: 0 BB: 0 P: 5	1B: 3 2B: 0 3B: 0 HR: 0	SF: 0 SAC: 0 DP: 0 HBP: 0	WP: 0 PB: 0 SB: 0 CS: 0	PA: 31
PITCHER Ken Howell, R ERA: 3.43	IP: 9.0 WLS: W BF: 31 H: 3 R: 0 ER: 0 SO: 9 BB: 1 IBB: 0 HBP: 0 BLK: 0 WP: 0 HR: 0 S: 63 P: 95 ERA: 0.00 WHIP: 0.444															PITCHER	IP: 9.0 WLS: W BF: 31 H: 3 R: 0 ER: 0 SO: 9 BB: 1 IBB: 0 HBP: 0 BLK: 0 WP: 0 HR: 0 S: 63 P: 95 ERA: 0.00 WHIP: 0.444					

Chicago Cubs @ Philadelphia Phillies
Veterans Stadium, Philadelphia, PA
Wed Aug 02 1989, 7:05 PM EDT
Att: 21,688 - Unknown

livebaseballscores.com

AB 30
R 0
H 3
RBI 0
BB 1
SO 9
LOB 10



Batter	1	2	3	4	5	6	7	8	9	AB	R	H	RBI	BB	SO	LOB	BOTTOM					
Lenny Dykstra, L OBP: 0.358, SLG: 0.412	P4			HR		1B		G6-3		4	1	2	1	0	0	0						
Tom Herr, S OBP: 0.346, SLG: 0.350	G3-1			G3		L7		L8		4	0	0	0	0	0	1						
Von Hayes, L OBP: 0.388, SLG: 0.450	G4-3			FC6-4 2B		F7		G3		3	1	0	0	1	0	1						
John Kruk, L OBP: 0.362, SLG: 0.422				G3-1		FC6-4 1B		G6-3		2	0	1	0	1	0	0						
Bob Dernier, R OBP: 0.255, SLG: 0.245						1B				1	0	0	0	0	0	0						
Ricky Jordan, R OBP: 0.301, SLG: 0.354	G1-3			FC6-4 2B		L8		2B		4	1	1	0	0	0	4						
Charlie Hayes, R OBP: 0.297, SLG: 0.412	G6-3			FC3-2 2B		1B		G1-3		4	0	2	2	0	0	1						
Darren Daulton, L OBP: 0.295, SLG: 0.306				K		FC3-2 HR		F7		4	1	0	0	0	1	3						
Dickie Thon, R OBP: 0.300, SLG: 0.398				HR		HR		L8		3	2	2	3	0	0	1						
Ken Howell, R OBP: 0.156, SLG: 0.119				K		G6-3		F9		3	0	0	0	0	1	1						
Inning Stats	R: 0 E: 0 K: 0 S: 8	H: 0 LOB: 0 BB: 0 P: 11	R: 0 E: 0 K: 0 S: 7	H: 0 LOB: 0 BB: 0 P: 10	R: 2 E: 0 K: 2 S: 11	H: 2 LOB: 0 BB: 0 P: 16	R: 4 E: 0 K: 0 S: 13	H: 3 LOB: 1 BB: 1 P: 23	R: 0 E: 0 K: 0 S: 12	H: 1 LOB: 2 BB: 1 P: 21	R: 0 E: 0 K: 0 S: 11	H: 0 LOB: 0 BB: 0 P: 14	R: 0 E: 0 K: 0 S: 5	H: 1 LOB: 1 BB: 0 P: 6	R: 0 E: 0 K: 0 S: 5	H: 1 LOB: 1 BB: 0 P: 6	R: 0 E: 0 K: 0 S: 5	H: 0 LOB: 0 BB: 0 P: 5	1B: 3 2B: 2 3B: 0 HR: 3	SF: 0 SAC: 0 DP: 0 HBP: 0	WP: 0 PB: 0 SB: 1 CS: 0	PA: 34
PITCHER Scott Sanderson, R ERA: 4.32 Calvin Schiraldi, R ERA: 3.93 Paul Kilgus, L ERA: 4.38	IP: 3.1 WLS: L BF: 15 H: 4 R: 5 ER: 5 SO: 2 BB: 1 IBB: 0 HBP: 0 BLK: 0 WP: 0 HR: 2 S: 34 P: 50 ERA: 13.50 WHIP: 1.500															PITCHER	IP: 3.1 WLS: L BF: 15 H: 4 R: 5 ER: 5 SO: 2 BB: 1 IBB: 0 HBP: 0 BLK: 0 WP: 0 HR: 2 S: 34 P: 50 ERA: 13.50 WHIP: 1.500					

Chicago Cubs @ Philadelphia Phillies
Veterans Stadium, Philadelphia, PA
Wed Aug 02 1989, 7:05 PM EDT
Att: 21,688 - Unknown

livebaseballscores.com

AB 32
R 6
H 8
RBI 6
BB 2
SO 2
LOB 12



Batter	1	2	3	4	5	6	7	8	9	AB	R	H	RBI	BB	SO	LOB	TOP								
Jerome Walton, R (1, 8) OBP: 0.340, SLG: 0.417	2-1 BB 23 BB 1B	1-3 K		1-3 K			0-1 4-3			4	0	1	0	0	2	2	Chicago Cubs @ Philadelphia Phillies Veterans Stadium, Philadelphia, PA Thu Aug 03 1989, 7:05 PM EDT Att: 21,983 - Unknown								
23 Ryne Sandberg, R (1, 4) OBP: 0.327, SLG: 0.430	1-2 BB BB		1-1 G4-3		1-2 G4-6-3 1B		0-2 G1-3			3	0	1	0	1	0	0									
Mark Grace, L (1, 3) OBP: 0.391, SLG: 0.443	0-0 F7		2-1 E1 G4-3		0-0 G4-6-3 1-2			0-1 P6		4	1	0	0	0	0	3									
Andre Dawson, R (1, 9) OBP: 0.303, SLG: 0.452	1-3 K		0-1 G4-3		0-0 G5-3			1-2 G6-3		4	0	0	1	0	1	2									
Lloyd McClendon, R (1, 7) OBP: 0.385, SLG: 0.509 Les Lancaster, R (8, 1) OBP: 0.250, SLG: 0.500	4-1 FC6-4 1-2 2-3 BB		3-H 1-1 L4		0-0 FC4-6 CS 1B			1-3 K		3	0	1	0	1	1	0									
Damon Berryhill, S (1, 2) OBP: 0.274, SLG: 0.345	1-0 FC6-4 1-2				0-0 HR			1-0 FC4-6 1B		4	1	2	1	0	1	3									
Vance Law, R (1, 5) OBP: 0.286, SLG: 0.351		1-0 1B		1-2 SH2-3 1B				1-0 P3		4	0	2	0	0	1	2									
Shawon Dunston, R (1, 6) OBP: 0.315, SLG: 0.406		0-3 K		1-2 L8				0-2 FC4-6 1-2 2-3		4	0	0	0	0	2	4									
Greg Maddux, R (1, 1) OBP: 0.259, SLG: 0.283 Mitch Williams, L (7, 1) Dwight Smith, L (8, 7) OBP: 0.398, SLG: 0.529		1-3 K		0-0 SH2-3				2-2 CS		2	0	0	0	0	1	1									
		1-3 K		1-2 1B				1-0 L9		0	0	0	0	0	0	0									
Inning Stats	R: 0 E: 0 K: 1 S: 8	H: 1 LOB: 3 BB: 2 P: 20	R: 0 E: 0 K: 3 S: 11	H: 1 LOB: 1 BB: 0 P: 14	R: 1 E: 1 K: 0 S: 8	H: 0 LOB: 0 BB: 0 P: 12	R: 1 E: 0 K: 1 S: 11	H: 2 LOB: 1 BB: 0 P: 14	R: 0 E: 0 K: 0 S: 5	H: 1 LOB: 0 BB: 0 P: 6	R: 0 E: 0 K: 0 S: 9	H: 2 LOB: 1 BB: 0 P: 13	R: 0 E: 0 K: 0 S: 6	H: 0 LOB: 0 BB: 0 P: 7	R: 0 E: 0 K: 1 S: 8	H: 0 LOB: 0 BB: 0 P: 10	R: 0 E: 0 K: 3 S: 10	H: 0 LOB: 0 BB: 0 P: 13	1B: 6 2B: 0 3B: 0 HR: 1	SF: 0 SAC: 1 DP: 1 HBP: 0	WP: 0 PB: 0 SB: 0 CS: 1	PA: 36			
PITCHER	IP WLS BF H R ER SO BB IBB HBP BLK WP HR S P ERA WHIP	7.0 L 29 7 2 1 5 2 0 0 0 0 1 58 86 1.29 1.286	2.0 6 0 0 0 4 0 0 0 0 0 0 18 23 0.00 0.000																						


AB	32
R	2
H	7
RBI	2
BB	2
SO	9
LOB	17




Batter	1	2	3	4	5	6	7	8	9	AB	R	H	RBI	BB	SO	LOB	BOTTOM							
Lenny Dykstra, L (1, 8) OBP: 0.355, SLG: 0.407 Jeff Parrett, R (8, 1) Steve Jeltz, S (9, PH) OBP: 0.379, SLG: 0.337	1-3 K		2-0 G3-1		0-0 F8		0-3 K		1-1 F9	4	0	0	0	0	2	3	Chicago Cubs @ Philadelphia Phillies Veterans Stadium, Philadelphia, PA Thu Aug 03 1989, 7:05 PM EDT Att: 21,983 - Unknown							
Tom Herr, S (1, 4) OBP: 0.345, SLG: 0.349	3-3 K		0-1 L4		0-0 1B		0-0 F8			4	0	1	0	0	1	2								
Von Hayes, L (1, 9) OBP: 0.390, SLG: 0.450 Dwayne Murphy, L (3, 9) Randy Ready, R (8, PH) OBP: 0.379, SLG: 0.403	2-1 1B HBP			1-0 G3-1	2-3 K			0-1 L7		0	0	0	0	0	0	0								
John Kruk, L (1, 7) OBP: 0.364, SLG: 0.421	2-0 1B			4-2 1B BB				1-1 G4-3		3	0	1	0	1	0	0								
Ricky Jordan, R (1, 3) OBP: 0.301, SLG: 0.352	2-3 K			1-2 1B				0-2 F9		4	0	1	0	0	2	2								
Charlie Hayes, R (1, 5) OBP: 0.286, SLG: 0.398		1-0 G6-3		0-0 F9				1-0 P3		4	0	0	0	0	0	2								
Darren Daulton, L (1, 2) OBP: 0.298, SLG: 0.306		3-3 K		0-0 F9				4-0 FC6 BB BB		3	0	1	0	1	1	2								
Dickie Thon, R (1, 6) OBP: 0.299, SLG: 0.393		2-2 G6-3			2-2 L4			4-1 FC6 BB		3	0	0	0	1	1	1								
Bruce Ruffin, S (1, 1) OBP: 0.286, SLG: 0.211 Bob Demier, R (7, PH) OBP: 0.252, SLG: 0.243 Curt Ford, L (9, PH) OBP: 0.278, SLG: 0.310			0-2 G5-3		1-0 1B BLK 1B			2-2 FC6		2	0	1	0	0	0	0								
								1-2 2-3		1	0	1	0	0	0	0								
Inning Stats	R: 0 E: 0 K: 3 S: 14	H: 1 LOB: 2 BB: 0 P: 24	R: 0 E: 0 K: 1 S: 9	H: 0 LOB: 0 BB: 0 P: 15	R: 0 E: 0 K: 0 S: 6	H: 0 LOB: 0 BB: 0 P: 8	R: 0 E: 0 K: 0 S: 8	H: 1 LOB: 2 BB: 1 P: 14	R: 0 E: 0 K: 1 S: 9	H: 2 LOB: 2 BB: 0 P: 14	R: 0 E: 0 K: 1 S: 6	H: 0 LOB: 0 BB: 0 P: 8	R: 0 E: 0 K: 1 S: 8	H: 0 LOB: 2 BB: 2 P: 18	R: 0 E: 0 K: 0 S: 7	H: 0 LOB: 0 BB: 0 P: 8	R: 0 E: 0 K: 1 S: 14	H: 2 LOB: 2 BB: 0 P: 19	1B: 6 2B: 0 3B: 0 HR: 0	SF: 0 SAC: 0 DP: 0 HBP: 1	WP: 0 PB: 0 SB: 0 CS: 0	PA: 37		
PITCHER	IP WLS BF H R ER SO BB IBB HBP BLK WP HR S P ERA WHIP	6.1 W 27 4 0 0 0 6 3 0 0 0 0 8 9 0.00 1.105	1.1 S 6 0 0 0 1 0 0 0 0 0 0 17 22 0.00 1.500																					

AB	33
R	0
H	6
RBI	0
BB	3
SO	8
LOB	18



Batter	1	2	3	4	5	6	7	8	9	AB	R	H	RBI	BB	SO	LOB	TOP										
Lenny Dykstra, L OBP: 0.352, SLG: 0.403 (1, 8)	L8		1B 2B		F8		G4-3	WP BB		4	1	1	0	1	0	0	Philadelphia Phillies @ St. Louis Cardinals Busch Stadium, St. Louis, MO Sat Aug 05 1989, 7:05 PM CDT Att: 46,504 - Unknown										
Tom Herr, S OBP: 0.347, SLG: 0.348 (1, 4)	F9		1B HR BB		1B BB		G4-3	G4-3		3	1	0	0	2	0	2											
Von Hayes, L OBP: 0.388, SLG: 0.446 (1, 9)	F8		P4		F8		FC6 1B		L6	5	0	1	0	0	0	3											
John Kruk, L OBP: 0.369, SLG: 0.429 (1, 7)		G6-4-3 1B E 1B	1B HR 1B		FC6-4 1B		FC6		K	4	2	3	1	0	0	1											
Ricky Jordan, R OBP: 0.304, SLG: 0.370 (1, 3)		G6-4-3 1B	1B HR		FC6-4 1B			G6-3	G6-3	5	1	2	3	0	0	2											
Charlie Hayes, R OBP: 0.293, SLG: 0.405 (1, 5)	G6-4-3		G6-3			G6-4-3 1B		S 1B		4	1	2	0	0	0	2											
Darren Daulton, L OBP: 0.304, SLG: 0.310 (1, 2)	E6 1B			K		G6-4-3 1B		BB WP BB		3	1	2	1	1	1	0											
Steve Jeltz, S OBP: 0.372, SLG: 0.330 (1, 6)	F9			G4-3		G6-4-3		K		4	0	0	0	0	1	5											
Terry Mulholland, R OBP: 0.083, SLG: 0.125 Jeff Parrett, R OBP: 0.255, SLG: 0.247 Bob Dernier, R OBP: 0.255, SLG: 0.247 (1, 1) (7, 1) (7, 7)			K	G4-3		K		WP BB 1B		3	0	0	0	0	2	1	livebaseballscores.com AB 37 R 7 H 12 RBI 6 BB 4 SO 5 LOB 16 										
Inning Stats	R: 0 E: 0 K: 0 S: 6	H: 0 LOB: 0 BB: 0 P: 10	R: 1 E: 1 K: 0 S: 9	H: 3 LOB: 1 BB: 0 P: 13	R: 4 E: 0 K: 1 S: 12	H: 3 LOB: 0 BB: 1 P: 19	R: 0 E: 0 K: 1 S: 7	H: 0 LOB: 0 BB: 0 P: 10	R: 0 E: 0 K: 1 S: 10	H: 2 LOB: 2 BB: 1 P: 20	R: 0 E: 0 K: 0 S: 5	H: 1 LOB: 1 BB: 0 P: 7	R: 2 E: 0 K: 1 S: 15	H: 2 LOB: 2 BB: 2 P: 28	R: 0 E: 0 K: 1 S: 6	H: 0 LOB: 0 BB: 0 P: 7		1B: 10 2B: 1 3B: 0 HR: 1	SF: 0 SAC: 0 DP: 2 HBP: 0	WP: 1 PB: 0 SB: 1 CS: 0	PA: 41						
PITCHER	IP	WLS	BF	H	R	ER	SO	BB	IBB	HBP	BLK	WP	HR	S	P	ERA	WHIP										
Jose DeLeon, R ERA: 3.37 (1, 1)	5.0	L	23	7	5	5	2	2	0	0	0	0	1	44	72	9.00	1.800										
Ricky Horton, L ERA: 5.79 (6, 1)	2.0		8	3	0	0	1	0	0	0	0	0	0	12	19	0.00	1.500										
Dan Quisenberry, R ERA: 2.6 (8, 1)	0.1		2	1	1	1	0	0	0	0	0	0	0	5	7	27.00	3.000										
Frank DiPino, L ERA: 2.91 (8, 1)	1.2		8	1	1	1	2	2	0	0	0	1	0	16	28	5.40	1.800										

Batter	1	2	3	4	5	6	7	8	9	AB	R	H	RBI	BB	SO	LOB	BOTTOM										
Vince Coleman, S OBP: 0.337, SLG: 0.352 (1, 7)	1B HBP		G4-3 1B		K		K			3	1	1	0	0	2	2	Philadelphia Phillies @ St. Louis Cardinals Busch Stadium, St. Louis, MO Sat Aug 05 1989, 7:05 PM CDT Att: 46,504 - Unknown										
Ozzie Smith, S OBP: 0.352, SLG: 0.371 (1, 6)	F7		G4-3			G1-3	G4-3			4	0	0	0	0	4												
Pedro Guerrero, R OBP: 0.389, SLG: 0.463 (1, 3)	1B		K			G6-4-3 1B		K		4	0	2	0	0	2	1											
Tom Brunansky, R OBP: 0.320, SLG: 0.418 (1, 9)	P6		L8			G6-4-3		K		4	0	0	0	0	1	4											
Terry Pendleton, S OBP: 0.304, SLG: 0.367 (1, 5)	1B			G1-3			E 2B 1B	G3		4	1	2	1	0	0	0											
José Oquendo, S OBP: 0.360, SLG: 0.368 (1, 4)	K			L7			1B FC5 2B	L9		4	1	1	1	0	1	2											
Milt Thompson, L OBP: 0.341, SLG: 0.392 (1, 8)			K		F7		SH1-3 FC5 1B	G3		4	0	1	0	0	1	0											
Tony Peña, R OBP: 0.320, SLG: 0.339 (1, 2)	G6-3					G1-6-3 BB	FC5 SH1-3	K		3	0	0	1	1	1	1											
Jose DeLeon, R OBP: 0.111, SLG: 0.077 Tom Fincozzi, R OBP: 0.226, SLG: 0.194 Ricky Horton, L OBP: 0.226, SLG: 0.194 John Morris, L OBP: 0.226, SLG: 0.194 Dan Quisenberry, R OBP: 0.226, SLG: 0.194 Frank DiPino, L OBP: 0.111, SLG: 0.111 (1, 1) (5, PH) (8, 1) (7, PH) (8, 1) (8, 1)			K			G1-6-3	SH1-3			1	0	0	0	0	1	0	livebaseballscores.com AB 32 R 3 H 7 RBI 3 BB 1 SO 9 LOB 15 										
Inning Stats	R: 1 E: 0 K: 1 S: 14	H: 2 LOB: 2 BB: 0 P: 21	R: 0 E: 0 K: 2 S: 8	H: 0 LOB: 0 BB: 0 P: 12	R: 0 E: 0 K: 1 S: 11	H: 1 LOB: 1 BB: 0 P: 18	R: 0 E: 0 K: 0 S: 5	H: 0 LOB: 0 BB: 0 P: 8	R: 0 E: 0 K: 1 S: 8	H: 0 LOB: 0 BB: 1 P: 14	R: 0 E: 0 K: 0 S: 10	H: 1 LOB: 0 BB: 0 P: 15	R: 2 E: 1 K: 1 S: 19	H: 3 LOB: 2 BB: 0 P: 26	R: 0 E: 0 K: 2 S: 11	H: 0 LOB: 0 BB: 0 P: 17		R: 0 E: 0 K: 1 S: 7	H: 0 LOB: 0 BB: 0 P: 10	1B: 6 2B: 1 3B: 0 HR: 0	SF: 0 SAC: 1 DP: 2 HBP: 1	WP: 0 PB: 0 SB: 0 CS: 0	PA: 35				
PITCHER	IP	WLS	BF	H	R	ER	SO	BB	IBB	HBP	BLK	WP	HR	S	P	ERA	WHIP										
Terry Mulholland, L ERA: 4.48 (1, 1)	6.0	W	23	5	2	2	5	1	0	1	0	0	0	61	94	3.00	1.000										
Jeff Parrett, R ERA: 2.47 (7, 1)	3.0	S	12	2	1	1	4	0	0	0	0	0	0	32	47	3.00	0.667										

Batter	1	2	3	4	5	6	7	8	9	AB R H RBI BB SO LOB	TOP									
Keith Miller, R OBP: 0.250, SLG: 0.292 (1,4)	F7		K		G5-3	G1-3			2B	5 0 1 0 0 1 3	New York Mets @ Philadelphia Phillies Veterans Stadium, Philadelphia, PA Wed Aug 09 1989, 3:33 AM EDT Att: 43,462 - Sunny - 75 F									
Juan Samuel, R OBP: 0.316, SLG: 0.384 (1,8)	HR		K		E5 2B		G1-3	G6-4-3 BB	4 2 1 1 1 1 0											
Tim Teufel, R OBP: 0.370, SLG: 0.338 (1,3)	G5-3		K		HR 2B			G6-4-3 1-2	4 1 1 1 1 1 2											
Darryl Strawberry, L OBP: 0.327, SLG: 0.516 (1,9)	BLK BB			G3	HR 2B		F7-6-4-3 1-2		3 1 1 2 1 0 1											
Kevin McReynolds, R OBP: 0.335, SLG: 0.434 (1,7)	P4 1-2			P6	F8			F8	4 0 0 0 0 0 1											
Gregg Jefferies, S OBP: 0.281, SLG: 0.332 (1,5)		F7		G5-3		G4-3		L9	4 0 0 0 0 0 0											
Gary Carter, R OBP: 0.222, SLG: 0.222 (1,2)		FC1-6 1B			1B 2B	1B		WP 2B	4 1 4 0 0 0 0											
Kevin Elster, R OBP: 0.285, SLG: 0.356 (1,6)	FC1-6 1-2				SH1-4 1B	1B		K	4 1 2 1 0 1 2											
Bob Ojeda, L OBP: 0.163, SLG: 0.128 (1,1)				SH1-4		K		G6-3	3 0 0 0 0 2 3											
Inning Stats	R: 1 E: 0 K: 0 S: 14	H: 1 LOB: 1 BB: 1 P: 25	R: 0 E: 0 K: 1 S: 9	H: 1 LOB: 1 BB: 0 P: 12	R: 0 E: 0 K: 3 S: 9	H: 0 LOB: 0 BB: 0 P: 12	R: 0 E: 0 K: 0 S: 8	H: 0 LOB: 0 BB: 0 P: 10	R: 5 E: 1 K: 0 S: 16	H: 4 LOB: 0 BB: 0 P: 22	R: 0 E: 0 K: 1 S: 9	H: 2 LOB: 2 BB: 1 P: 12	R: 0 E: 0 K: 1 S: 11	H: 1 LOB: 1 BB: 0 P: 16	R: 0 E: 0 K: 0 S: 5	H: 1 LOB: 1 BB: 1 P: 12	1B: 4 2B: 5 3B: 0 HR: 2	SF: 0 SAC: 1 DP: 2 HBP: 0	WP: 1 PB: 0 SB: 0 CS: 0	PA: 39
PITCHER	IP WLS BF H R ER SO BB IBB HBP BLK WP HR S P ERA WHIP											PITCHER	IP WLS BF H R ER SO BB IBB HBP BLK WP HR S P ERA WHIP							
Dennis Cook, L ERA: 3.36 (1,1)	5.2 L 27 8 6 2 5 1 0 0 0 1 0 2 64 91 3.18 1.588																			
Todd Frohwrth, R ERA: 3.78 (6,1)	1.1 4 0 0 0 0 1 0 0 0 0 0 0 8 16 0.00 0.750																			
Jeff Parrett, R ERA: 2.54 (8,1)	1.0 4 1 0 0 1 0 0 0 0 0 1 0 11 16 0.00 1.000																			
Roger McDowell, R ERA: 2.42 (9,1)	1.0 4 1 0 0 0 1 0 0 0 0 0 0 5 12 0.00 2.000																			

Batter	1	2	3	4	5	6	7	8	9	AB R H RBI BB SO LOB	BOTTOM											
Bob Dernier, R OBP: 0.251, SLG: 0.243 (1,8)	G5-3		1B		L3		G6-3		FC4 1-2	5 0 1 0 0 0 3	New York Mets @ Philadelphia Phillies Veterans Stadium, Philadelphia, PA Wed Aug 09 1989, 3:33 AM EDT Att: 43,462 - Sunny - 75 F											
Tom Herr, S OBP: 0.346, SLG: 0.352 (1,4)	K		1B		FC6-4 BB		F7		3 0 1 0 1 1 0													
Von Hayes, L OBP: 0.387, SLG: 0.443 (1,9)	F7				P5		G3		4 0 0 0 0 0 3													
Roger McDowell, R OBP: 0.333, SLG: 0.333 (9,1)									0 0 0 0 0 0 0													
Ricky Jordan, R OBP: 0.305, SLG: 0.367 (1,3)		G6-3		1B E G1-2-3 1B	FC6-4 1-2		F9		4 0 1 0 0 0 1													
Randy Ready, R OBP: 0.373, SLG: 0.395 (1,7)	G6-3			E5 G1-2-3 1B 1-2		G4-3		2B 1B	4 0 1 0 0 0 1													
Charlie Hayes, R OBP: 0.290, SLG: 0.397 (1,5)				G1-2-3 1B 1-2 2-3		F9		2B	4 0 3 0 0 0 0													
Dickie Thon, R OBP: 0.292, SLG: 0.384 (1,6)				G1-2-3 1-2 2-3 3-H		F8		P3	4 0 0 0 0 0 6													
Steve Lake, R OBP: 0.305, SLG: 0.345 (1,2)			G6-3		IBB		G6-3		P6	3 0 0 0 1 0 2												
Dennis Cook, L OBP: 0.233, SLG: 0.300 (1,1)					F8				2 0 0 0 0 0 3													
Todd Frohwrth, R OBP: 0.373, SLG: 0.328 (7,PH)									0 0 0 0 0 0 0													
Steve Jeltz, S OBP: 0.279, SLG: 0.305 (8,1)									1 0 0 0 0 0 0													
Jeff Parrett, R OBP: 0.279, SLG: 0.305 (9,9)									0 0 0 0 1 0 0													
Curt Ford, L OBP: 0.279, SLG: 0.305 (9,9)									0 0 0 0 1 0 0													
Inning Stats	R: 0 E: 0 K: 1 S: 6	H: 0 LOB: 0 BB: 0 P: 9	R: 0 E: 0 K: 0 S: 7	H: 1 LOB: 1 BB: 0 P: 12	R: 0 E: 0 K: 0 S: 11	H: 2 LOB: 2 BB: 0 P: 17	R: 0 E: 1 K: 0 S: 11	H: 2 LOB: 3 BB: 1 P: 22	R: 0 E: 0 K: 0 S: 4	H: 0 LOB: 0 BB: 1 P: 11	R: 0 E: 0 K: 0 S: 7	H: 0 LOB: 0 BB: 0 P: 7	R: 0 E: 0 K: 0 S: 6	H: 0 LOB: 0 BB: 0 P: 8	R: 0 E: 0 K: 0 S: 8	H: 0 LOB: 0 BB: 0 P: 10	R: 0 E: 0 K: 0 S: 15	H: 2 LOB: 3 BB: 1 P: 24	1B: 6 2B: 1 3B: 0 HR: 0	SF: 0 SAC: 0 DP: 1 HBP: 0	WP: 0 PB: 0 SB: 0 CS: 0	PA: 37
PITCHER	IP WLS BF H R ER SO BB IBB HBP BLK WP HR S P ERA WHIP											PITCHER	IP WLS BF H R ER SO BB IBB HBP BLK WP HR S P ERA WHIP									
Bob Ojeda, L ERA: 3.58 (1,1)	9.0 W 37 7 0 0 1 2 1 0 0 0 0 0 75 120 0.00 1.000																					

AB	35
R	6
H	10
RBI	5
BB	3
SO	6
LOB	12

AB	34
R	0
H	7
RBI	0
BB	3
SO	1
LOB	19



Batter	1	2	3	4	5	6	7	8	9	AB	R	H	RBI	BB	SO	LOB	TOP				
Lenny Dykstra, L OBP: 0.347, SLG: 0.397	G3		K		F9		PB S 1B BB	F8		5	1	1	0	1	1	0					
Dickie Thon, R OBP: 0.293, SLG: 0.381	F8		G5-3				K	K		5	1	1	0	1	2	1					
Von Hayes, L OBP: 0.389, SLG: 0.441	F9		HR					F8		4	3	1	0	2	0	2					
John Kruk, L OBP: 0.381, SLG: 0.451		G6-3 1B	HR		SF8 HR 1B	HR 1B	E BB	G4-3		5	5	4	3	1	0	0					
Ricky Jordan, R OBP: 0.311, SLG: 0.379	G6-3		1B		HR BB	HR	E8 1B	K		5	3	3	4	1	1	1					
Charlie Hayes, R OBP: 0.292, SLG: 0.397	BB 1B		P3		SF8	K	FC3-6 1B	F9		5	0	2	3	0	1	1					
Darren Daulton, L OBP: 0.305, SLG: 0.324	F7			G6-3	HR	K	FC3-6 1B			5	1	1	3	0	1	2					
Steve Jeltz, S OBP: 0.382, SLG: 0.342	FC3-6 BB			L7	HR 2B					4	1	3	0	1	0	0					
Randy O'Neal, R Terry Mulholland, R Dwayne Murphy, L Larry McWilliams, L Randy Ready, R Todd Frohwrth, R Tom Herr, S Jeff Parrett, R	FC3-6			G3	HR	K	G4-3			1	0	0	0	0	0	2					
Inning Stats	R: 0 E: 0 K: 0 S: 4	H: 0 LOB: 0 BB: 0 P: 8	R: 1 E: 0 K: 0 S: 11	H: 2 LOB: 2 BB: 1 P: 19	R: 2 E: 0 K: 1 S: 11	H: 2 LOB: 1 BB: 1 P: 21	R: 0 E: 0 K: 0 S: 8	H: 0 LOB: 0 BB: 0 P: 14	R: 7 E: 0 K: 0 S: 20	H: 7 LOB: 2 BB: 2 P: 41	R: 2 E: 0 K: 3 S: 14	H: 3 LOB: 1 BB: 0 P: 16	R: 4 E: 1 K: 1 S: 18	H: 3 LOB: 2 BB: 3 P: 39	R: 0 E: 0 K: 1 S: 5	H: 0 LOB: 0 BB: 0 P: 9	R: 0 E: 0 K: 1 S: 6	H: 0 LOB: 0 BB: 0 P: 9	1B: 11 2B: 2 3B: 0 HR: 4	SF: 1 SAC: 0 DP: 0 HBP: 0	WP: 0 PA: 51 PB: 1 SB: 1 CS: 0
PITCHER	IP	WLS	BF	H	R	ER	SO	BB	IBB	HBP	BLK	WP	HR	S	P	ERA	WHIP				
Jeff Pico, R ERA: 4.37	4.2		25	8	8	8	1	3	0	0	0	0	2	47	86	15.43	2.357				
Paul Kilgus, L ERA: 4.53	0.1		5	3	2	2	0	1	0	0	0	0	1	7	17	54.00	12.000				
Scott Sanderson, R ERA: 4.22	1.0		6	3	2	2	3	0	0	0	0	0	1	14	16	18.00	3.000				
Steve Wilson, L ERA: 3.29	0.1	L	4	0	3	3	1	3	0	0	0	0	0	8	21	81.00	9.000				
Les Lancaster, R ERA: 0.29	0.2		5	3	1	1	0	0	0	0	0	0	0	10	18	13.50	4.500				

Philadelphia Phillies @ Chicago Cubs
Wrigley Field, Chicago, IL
Thu Aug 10 1989, 3:33 AM CDT
Att: 36,745 - Unknown

AB	43
R	16
H	17
RBI	15
BB	7
SO	7
LOB	12



Batter	1	2	3	4	5	6	7	8	9	AB	R	H	RBI	BB	SO	LOB	BOTTOM				
Jerome Walton, R OBP: 0.348, SLG: 0.434	G1-3	G1-3	23 HR 1B		K	23 2B 1B		K		6	2	2	2	0	2	1					
23 Ryne Sandberg, R OBP: 0.339, SLG: 0.479	HR				1B BB	1B 2B		F8		5	4	4	4	1	0	0					
Dwight Smith, L OBP: 0.379, SLG: 0.504	2B 1B				F8	S 1B		P5		6	2	4	1	0	0	1					
Mark Grace, L OBP: 0.394, SLG: 0.461	1-H 2B				1B BB	1B		F7		4	1	2	1	2	0	1					
Mitch Webster, S OBP: 0.327, SLG: 0.363	K		P4		FC6-4 1B			F7		5	0	1	0	0	1	6					
Vance Law, R OBP: 0.264, SLG: 0.338	K		2B BB		FC6-4			G6-3		2	1	0	1	1	2	1					
Domingo Ramos, S OBP: 0.343, SLG: 0.370	K				1-2 2-3 3-H					2	0	0	0	0	0	3					
Calvin Schiraldi, R ERA: 3.95			1B BB		1-2 2-3					0	0	0	0	0	0	0					
Shawon Dunston, R OBP: 0.321, SLG: 0.404		SH3-4 1B	2B 1B		1-2 2-H 3-H	1B		P3		5	1	4	2	0	0	0					
Joe Girardi, R OBP: 0.232, SLG: 0.256	F8		G1-3 1B 2B		K			K		4	2	1	2	0	1	3					
Damon Berryhill, S OBP: 0.262, SLG: 0.347					FC4-6 SH3 1B			K		1	0	0	0	0	1	0					
Jeff Pico, R ERA: 4.15		SH3-4	G1-3		G6-3			P4		2	0	0	0	0	0	2					
Paul Kilgus, L ERA: 4.93					SH3					0	0	0	0	0	0	0					
Larry McWilliams, L ERA: 3.72										0	0	0	0	0	0	0					
Todd Frohwrth, R ERA: 4.33										0	0	0	0	0	0	0					
Les Lancaster, R ERA: 0.50										0	0	0	0	0	0	0					
Lloyd McClendon, R ERA: 3.33, SLG: 0.500										1	0	0	0	0	0	0					
Inning Stats	R: 2 E: 0 K: 2 S: 15	H: 3 LOB: 1 BB: 0 P: 18	R: 0 E: 0 K: 0 S: 11	H: 1 LOB: 1 BB: 0 P: 14	R: 8 E: 0 K: 0 S: 23	H: 7 LOB: 2 BB: 3 P: 43	R: 0 E: 0 K: 2 S: 10	H: 1 LOB: 1 BB: 0 P: 14	R: 0 E: 0 K: 1 S: 11	H: 2 LOB: 3 BB: 1 P: 21	R: 3 E: 0 K: 0 S: 18	H: 4 LOB: 1 BB: 0 P: 24	R: 0 E: 0 K: 0 S: 4	H: 0 LOB: 0 BB: 0 P: 6	R: 0 E: 0 K: 2 S: 7	H: 0 LOB: 0 BB: 0 P: 10	R: 0 E: 0 K: 0 S: 7	H: 0 LOB: 0 BB: 0 P: 10	1B: 13 2B: 3 3B: 0 HR: 2	SF: 0 SAC: 2 DP: 0 HBP: 0	WP: 0 PA: 49 PB: 0 SB: 1 CS: 0
PITCHER	IP	WLS	BF	H	R	ER	SO	BB	IBB	HBP	BLK	WP	HR	S	P	ERA	WHIP				
Randy O'Neal, R ERA: 4.93	2.0		12	5	4	4	2	1	0	0	0	0	1	30	43	18.00	3.000				
Terry Mulholland, L ERA: 4.93	1.0		11	6	6	6	0	2	0	0	0	0	1	19	32	54.00	8.000				
Larry McWilliams, L ERA: 3.72	1.0		4	1	0	0	2	0	0	0	0	0	0	10	14	0.00	1.000				
Todd Frohwrth, R ERA: 4.33	2.0		13	6	3	3	1	1	0	0	0	0	0	29	45	13.50	3.500				
Jeff Parrett, R ERA: 2.44	3.0	W	9	0	0	0	2	0	0	0	0	0	0	18	26	0.00	0.000				

Philadelphia Phillies @ Chicago Cubs
Wrigley Field, Chicago, IL
Thu Aug 10 1989, 3:33 AM CDT
Att: 36,745 - Unknown

AB	43
R	13
H	18
RBI	13
BB	4
SO	7
LOB	18



Batter	1	2	3	4	5	6	7	8	9	AB	R	H	RBI	BB	SO	LOB	TOP				
Lenny Dykstra, L OBP: 0.344, SLG: 0.393	G3-1		G4-3		SF8			P6		3	0	0	1	0	0	1	Philadelphia Phillies @ Chicago Cubs Wrigley Field, Chicago, IL Fri Aug 11 1989, 3:33 AM CDT Att: 36,440 - Sunny				
Steve Jeltz, S OBP: 0.381, SLG: 0.340 Randy Ready, R OBP: 0.371, SLG: 0.407	G3-1			G3	P4			F8		1	0	0	0	0	0	0					
Von Hayes, L OBP: 0.388, SLG: 0.442				K				F7	L4-6 2B	4	0	1	0	0	2	0					
John Kruk, L OBP: 0.383, SLG: 0.449			L7		F7				1B BB	3	0	1	0	1	0	0					
Ricky Jordan, R OBP: 0.307, SLG: 0.375			G1-6-3				G4-3	G6-4-3	L4-6	4	0	0	0	0	0	3					
Charlie Hayes, R OBP: 0.297, SLG: 0.400			P3					F8	1B	4	1	2	0	0	0	0					
Darren Daulton, L OBP: 0.304, SLG: 0.323 Steve Lake, R OBP: 0.306, SLG: 0.340			G4-3					F7	P3	1	0	0	0	0	0	0					
Dickie Thon, R OBP: 0.296, SLG: 0.382								F8		2	0	1	1	1	0	0					
Don Carman, L OBP: 0.040, SLG: 0.040 Larry McWilliams, L OBP: 0.151, SLG: 0.155 Bob Dernier, R OBP: 0.250, SLG: 0.242 Terry Mulholland, R OBP: 0.083, SLG: 0.125			SH1-4						K	1	0	1	0	0	0	0					
Inning Stats	R: 0 E: 0 K: 1 S: 10	H: 0 LOB: 0 BB: 0 P: 17	R: 0 E: 0 K: 0 S: 5	H: 0 LOB: 0 BB: 0 P: 8	R: 0 E: 0 K: 0 S: 9	H: 0 LOB: 1 BB: 1 P: 19	R: 0 E: 0 K: 1 S: 6	H: 0 LOB: 0 BB: 0 P: 11	R: 2 E: 0 K: 0 S: 18	H: 3 LOB: 2 BB: 1 P: 29	R: 0 E: 0 K: 0 S: 3	H: 1 LOB: 0 BB: 0 P: 5	R: 0 E: 0 K: 0 S: 8	H: 0 LOB: 0 BB: 0 P: 8	R: 0 E: 0 K: 1 S: 9	H: 0 LOB: 2 BB: 1 P: 14	R: 0 E: 0 K: 0 S: 8	H: 2 LOB: 2 BB: 1 P: 15	1B: 5 2B: 2 3B: 0 HR: 0	SF: 1 SAC: 1 DP: 2 HBP: 0	WP: 0 PA: 34 PB: 0 SB: 0 CS: 0
PITCHER	IP WLS BF H R ER SO BB IBB HBP BLK WP HR S P ERA WHIP																				
Greg Maddux, R ERA: 2.77	(1, 1) 7.0 W 26 4 2 2 2 2 0 0 0 0 0 0 0 59 97 2.57 0.857																				
Steve Wilson, L ERA: 3.23	(8, 1) 1.0 3 0 0 0 1 0 0 0 0 0 0 0 9 14 0.00 0.000																				
Calvin Schiraldi, R ERA: 3.89	(9, 1) 1.0 5 2 0 0 0 1 0 0 0 0 0 0 8 15 0.00 3.000																				

Batter	1	2	3	4	5	6	7	8	9	AB	R	H	RBI	BB	SO	LOB	BOTTOM		
Jerome Walton, R OBP: 0.351, SLG: 0.433	G4-3 23 BB HBP			K				F8		3	1	1	2	1	1	1	Philadelphia Phillies @ Chicago Cubs Wrigley Field, Chicago, IL Fri Aug 11 1989, 3:33 AM CDT Att: 36,440 - Sunny		
23 Ryne Sandberg, R OBP: 0.342, SLG: 0.485	G4-3 BB			K					K	3	1	1	3	2	2	0			
Mark Grace, L OBP: 0.389, SLG: 0.455	G4-3			F7					K	5	0	0	0	0	2	5			
Andre Dawson, R OBP: 0.292, SLG: 0.449 Darin Jackson, R OBP: 0.296, SLG: 0.333	K				G4-3				G2-3	4	1	1	1	0	2	2			
Lloyd McClendon, R OBP: 0.385, SLG: 0.512	G4-3									1	0	0	0	0	0	0			
Damon Berryhill, S OBP: 0.285, SLG: 0.345										4	2	2	0	0	0	3			
Domingo Ramos, R OBP: 0.348, SLG: 0.569										2	2	0	0	2	0	2			
Shawon Dunston, R OBP: 0.323, SLG: 0.403										3	1	1	1	1	0	1			
Greg Maddux, R ERA: 4.88 Curtis Wilkerson, S OBP: 0.259, SLG: 0.321 Steve Wilson, L OBP: 0.083, SLG: 0.125 Calvin Schiraldi, R ERA: 4.87										2	0	0	0	0	1	3			
Inning Stats	R: 0 E: 0 K: 1 S: 13	H: 0 LOB: 2 BB: 1 P: 24	R: 1 E: 0 K: 0 S: 13	H: 0 LOB: 3 BB: 4 P: 35	R: 2 E: 0 K: 2 S: 11	H: 3 LOB: 1 BB: 0 P: 13	R: 0 E: 0 K: 2 S: 7	H: 0 LOB: 0 BB: 0 P: 11	R: 0 E: 0 K: 1 S: 14	H: 4 LOB: 0 BB: 2 P: 30	R: 0 E: 0 K: 1 S: 7	H: 0 LOB: 1 BB: 0 P: 12	R: 0 E: 0 K: 0 S: 9	H: 0 LOB: 1 BB: 1 P: 19	R: 0 E: 0 K: 2 S: 9	H: 0 LOB: 0 BB: 0 P: 12	1B: 3 2B: 2 3B: 0 HR: 2	SF: 0 SAC: 1 DP: 1 HBP: 1	WP: 1 PA: 40 PB: 0 SB: 0 CS: 0
PITCHER	IP WLS BF H R ER SO BB IBB HBP BLK WP HR S P ERA WHIP																		
Don Carman, L ERA: 4.88	(1, 1) 4.1 L 26 5 7 7 5 7 0 0 1 0 0 1 1 23 43 6.75 1.125																		
Larry McWilliams, L ERA: 3.79	(5, 1) 2.2 11 2 2 2 2 1 0 0 0 0 1 1 23 43 6.75 1.125																		
Terry Mulholland, L ERA: 4.87	(8, 1) 1.0 3 0 0 0 2 0 0 0 0 0 0 0 9 12 0.00 0.000																		

Batter	1	2	3	4	5	6	7	8	9	AB R H RBI BB SO LOB	TOP											
Lenny Dykstra, L OBP: 0.342, SLG: 0.399	G4-3	4-3		F8			P2	HR		5 1 1 2 0 0 3	Philadelphia Phillies @ Chicago Cubs Wrigley Field, Chicago, IL Sat Aug 12 1989, 3:33 AM CDT Att: 37,752 - Sunny											
Tom Herr, S OBP: 0.347, SLG: 0.352 Randy Ready, R OBP: 0.372, SLG: 0.405 Roger McDowell, R OBP: 0.333, SLG: 0.333	HR	1B		1B	BB	4-3	HBP	K		2 1 1 0 1 0 0 1 0 0 0 1 1 0 0 0 0 0 0 0 0												
Von Hayes, L OBP: 0.390, SLG: 0.450	HR			K		F9			1-2	4 1 2 2 0 1 1												
John Kruk, L OBP: 0.382, SLG: 0.457 Curt Ford, L OBP: 0.279, SLG: 0.305 Bob Dernier, R OBP: 0.247, SLG: 0.239	WP	3B		F7		4-3	F9	F8		3 1 1 0 0 0 1 0 0 0 0 0 0 0 2 0 0 0 0 0 4												
Ricky Jordan, R OBP: 0.309, SLG: 0.373	G2-3			1-2	1B		K		1-2	4 0 1 0 1 1 3												
Charlie Hayes, R OBP: 0.294, SLG: 0.413	G1-3			6-3			HR	6-3	P3	5 1 1 1 0 0 4												
Darren Daulton, L OBP: 0.318, SLG: 0.318 Steve Lake, R OBP: 0.304, SLG: 0.338			F9			P6		P6	E6	4 0 0 0 0 0 0 1 0 0 0 0 0 2												
Steve Jeltz, S OBP: 0.385, SLG: 0.365			SH1-3	BB	2B		K		4-3	4 1 2 1 1 1 3												
Ken Howell, R OBP: 0.167, SLG: 0.156 Randy O'Neal, R OBP: 0.227, SLG: 0.349 Dwayne Murphy, L OBP: 0.227, SLG: 0.349 Todd Frohwirth, R OBP: 0.227, SLG: 0.349 Dickie Thorn, R OBP: 0.227, SLG: 0.349			SH1-3	1-2		6-3	HBP	BB	HR	1B		0 0 0 0 0 0 0 1 0 0 0 0 0 1 0 0 0 0 0 1 0 0 0 0 0 0 0 0 1 1 1 0 0 0 0										
Inning Stats	R: 3 E: 0 K: 0 S: 14	H: 3 LOB: 0 BB: 0 P: 21	R: 0 E: 0 K: 0 S: 8	H: 0 LOB: 1 BB: 1 P: 15	R: 0 E: 0 K: 1 S: 11	H: 1 LOB: 2 BB: 1 P: 15	R: 0 E: 0 K: 0 S: 11	H: 1 LOB: 1 BB: 0 P: 17	R: 0 E: 0 K: 0 S: 7	H: 0 LOB: 0 BB: 0 P: 10		R: 1 E: 0 K: 1 S: 11	H: 1 LOB: 0 BB: 0 P: 16	R: 0 E: 0 K: 1 S: 9	H: 0 LOB: 3 BB: 2 P: 21	R: 3 E: 0 K: 1 S: 17	H: 3 LOB: 0 BB: 0 P: 24	R: 0 E: 1 K: 0 S: 14	H: 1 LOB: 3 BB: 1 P: 25	1B: 4 2B: 1 3B: 1 HR: 4	SF: 0 SAC: 1 DP: 0 HBP: 1	WP: 1 PB: 0 SB: 0 CS: 0
PITCHER	IP WLS BF H R ER SO BB IBB HBP BLK WP HR S P ERA WHIP											IP WLS BF H R ER SO BB IBB HBP BLK WP HR S P ERA WHIP										
Mike Bielecki, R ERA: 2.91	6.1 W 29 6 4 4 2 4 0 0 0 0 1 2 67 107 5.68 1.579																					
Paul Kilgus, L ERA: 4.53	0.0 1 0 0 0 0 0 0 0 1 0 0 0 3 ∞ ∞																					
Scott Sanderson, R ERA: 4.39	1.2 8 3 3 2 0 0 0 0 0 0 2 21 29 16.20 1.800																					
Mitch Williams, L ERA: 1.39	1.0 S 6 1 0 0 0 1 0 0 0 0 0 0 14 25 0.00 2.000																					

Batter	1	2	3	4	5	6	7	8	9	AB R H RBI BB SO LOB	BOTTOM									
Jerome Walton, R OBP: 0.352, SLG: 0.432	S	6-3	E5					6-3		5 1 2 0 0 0 0	Philadelphia Phillies @ Chicago Cubs Wrigley Field, Chicago, IL Sat Aug 12 1989, 3:33 AM CDT Att: 37,752 - Sunny									
Curtis Wilkerson, S OBP: 0.273, SLG: 0.319	K	1B	K		4-3			1B		4 1 1 0 1 2 3										
Dwight Smith, L OBP: 0.375, SLG: 0.498	BB	SF7	FC5-4			1-3		F8		5 1 1 1 0 0 3										
Mark Grace, L OBP: 0.392, SLG: 0.455	SF7	BB	2B		1B		F7	G3		4 1 2 1 1 0 1										
Damon Berryhill, S OBP: 0.284, SLG: 0.342	SF7	L7			F7		F7			3 1 0 0 1 0 2										
Mitch Webster, S OBP: 0.326, SLG: 0.360	SF7		S	HR	BB		F8	K		2 1 0 1 1 1 1										
Domingo Ramos, R OBP: 0.352, SLG: 0.364	2B	BB	S	HR	BB		F9	6-3		2 2 0 0 2 0 1										
Shawon Dunston, R OBP: 0.328, SLG: 0.420						K				4 1 3 6 0 1 0										
Mike Bielecki, R OBP: 0.039, SLG: 0.020 Paul Kilgus, L OBP: 0.116, SLG: 0.091 Scott Sanderson, R OBP: 0.167, SLG: 0.054 Mitch Williams, L	5-3		K					P3		3 0 0 0 0 2 1 0 0 0 0 0 0 0 1 0 0 0 0 0 1 0 0 0 0 0 0 0										
Inning Stats	R: 5 E: 0 K: 1 S: 16	H: 3 LOB: 1 BB: 3 P: 34	R: 1 E: 0 K: 0 S: 12	H: 1 LOB: 1 BB: 1 P: 22	R: 3 E: 1 K: 2 S: 15	H: 1 LOB: 1 BB: 2 P: 30	R: 0 E: 0 K: 0 S: 6	H: 1 LOB: 1 BB: 0 P: 10	R: 0 E: 0 K: 2 S: 9	H: 0 LOB: 0 BB: 0 P: 14		R: 0 E: 0 K: 1 S: 4	H: 1 LOB: 1 BB: 0 P: 6	R: 0 E: 0 K: 1 S: 9	H: 1 LOB: 1 BB: 0 P: 15	R: 0 E: 0 K: 0 S: 6	H: 1 LOB: 1 BB: 0 P: 10	1B: 7 2B: 1 3B: 0 HR: 1	SF: 1 SAC: 0 DP: 0 HBP: 0	WP: 0 PB: 0 SB: 4 CS: 0
PITCHER	IP WLS BF H R ER SO BB IBB HBP BLK WP HR S P ERA WHIP											IP WLS BF H R ER SO BB IBB HBP BLK WP HR S P ERA WHIP								
Ken Howell, R ERA: 3.74	2.0 L 17 5 9 9 1 6 0 0 0 0 0 0 29 44 0.00 0.500																			
Randy O'Neal, R ERA: 6.65	4.0 15 2 0 0 4 0 0 0 0 0 0 0 29 44 0.00 0.500																			
Todd Frohwirth, R ERA: 4.21	1.0 4 1 0 0 1 0 0 0 0 0 0 0 9 15 0.00 1.000																			
Roger McDowell, R ERA: 2.38	1.0 4 1 0 0 0 0 0 0 0 0 0 0 6 10 0.00 1.000																			

AB	37
R	7
H	10
RBI	6
BB	5
SO	4
LOB	22




Batter	1	2	3	4	5	6	7	8	9	AB	R	H	RBI	BB	SO	LOB	TOP			
Lenny Dykstra, L (1, 8) OBP: 0.341, SLG: 0.395	4-2 F9 SH1-3 3B BB		1-2 G3		3-2 F8		0-1 P4		1-3 K	4	1	0	0	1	1	1				
Tom Herr, S (1, 4) OBP: 0.345, SLG: 0.349	1-0 SH1-3		2-2 G4-3		0-0 G3-1			2-2 G6-3		3	0	0	0	0	0	0				
Von Hayes, L (1, 9) OBP: 0.391, SLG: 0.456	2 SAFE F9		1-1 P6		3-2 IHR			4-0 1B SF8 BB		3	2	1	1	1	0	1				
John Kruk, L (1, 7) OBP: 0.384, SLG: 0.455	4-2 3B BB			2-0 G3-1		1-3 K		3-2 1 SAFE 1 SAFE 1 SAFE 1 SAFE 1B SF8 BB		3	1	1	0	1	1	0				
Bob Demier, R (8, PR) OBP: 0.247, SLG: 0.239										0	1	0	0	0	0	0				
Ricky Jordan, R (1, 3) OBP: 0.308, SLG: 0.379	0-2 3B		3-2 P2		0-0 F9			2-0 SF8		3	0	1	3	0	0	0				
Darren Daulton, L (1, 2) OBP: 0.302, SLG: 0.318	1-0 F7		4-2 S BB		2-3 K			1-2 3-H 1-2 2-H 1B		3	0	1	1	1	1	1				
Dickie Thon, R (1, 6) OBP: 0.301, SLG: 0.387		0-1 G5-3		4-1 1 SAFE 1 SAFE 1B BB		0-0 2B		1-0 P5		3	0	1	0	1	0	1				
Steve Jeltz, S (1, 5) OBP: 0.379, SLG: 0.357		2-3 K		2-2 G3		1-3 K		2-2 G5-3		4	0	0	0	0	2	3				
Bruce Ruffin, S (1, 1) OBP: 0.250, SLG: 0.182		0-0 G5-3			0-1 G3			1-1 G4-3		2	0	0	0	0	0	0				
Curt Ford, L (7, PH) OBP: 0.277, SLG: 0.303										1	0	0	0	0	0	1				
Jeff Parrett, R (7, 1)										1	0	0	0	0	0	0				
Inning Stats	R: 2 E: 0 K: 0 S: 14	H: 1 LOB: 1 BB: 2 P: 27	R: 0 E: 0 K: 1 S: 6	H: 0 LOB: 0 BB: 0 P: 8	R: 0 E: 0 K: 0 S: 8	H: 0 LOB: 2 BB: 2 P: 12	R: 0 E: 0 K: 0 S: 12	H: 0 LOB: 0 BB: 0 P: 27	R: 0 E: 0 K: 1 S: 8	H: 1 LOB: 1 BB: 0 P: 17	R: 0 E: 0 K: 1 S: 7	H: 1 LOB: 1 BB: 0 P: 8	R: 2 E: 0 K: 0 S: 14	H: 2 LOB: 1 BB: 1 P: 26	R: 0 E: 0 K: 1 S: 10	H: 0 LOB: 0 BB: 0 P: 14	1B: 2 2B: 1 3B: 1 HR: 1	SF: 1 SAC: 1 DP: 0 HBP: 0	WP: 0 PA: 37 PB: 0 SB: 1 CS: 0	
PITCHER	IP WLS BF H R ER SO BB IBB HBP BLK WP HR S P ERA WHIP																			
Rick Sutcliffe, R (1, 1) ERA: 3.29	7.0 28 3 3 3 4 4 0 0 0 0 0 0 66 110 3.86 1.000																			
Steve Wilson, L (8, 1) ERA: 3.51	0.2 L 5 2 2 2 0 1 0 0 0 0 0 0 13 24 27.00 4.500																			
Calvin Schiraldi, R (8, 1) ERA: 3.82	1.1 4 0 0 0 1 0 0 0 0 0 0 0 0 11 16 0.00 0.000																			

Philadelphia Phillies @ Chicago Cubs
Wrigley Field, Chicago, IL
Sun Aug 13 1989, 3:33 AM CDT
Att: 37,054 - Sunny

livebaseballscores.com

AB 30
R 5
H 5
RBI 5
BB 5
SO 5
LOB 8




Batter	1	2	3	4	5	6	7	8	9	AB	R	H	RBI	BB	SO	LOB	BOTTOM				
Jerome Walton, R (1, 8) OBP: 0.352, SLG: 0.435	1-0 G6-3		0-0 L9		0-1 1B 2B		1-3 K			3	1	1	1	0	0	0					
Mitch Webster, S (7, PH) OBP: 0.325, SLG: 0.358					2-H 1B 2B					1	0	0	0	0	1	0					
23 Ryne Sandberg, R (1, 4) OBP: 0.341, SLG: 0.482	1-1 G5-3		3-1 G6-3		4-0 1B IBB		3-2 G5-3			3	0	0	0	1	0	0					
Mark Grace, L (1, 3) OBP: 0.395, SLG: 0.464	1-1 G3		2-0 1B 3B		2-0 1B 3B		1-0 G5-4-3 1B			4	1	3	1	0	0	0					
Andre Dawson, R (1, 9) OBP: 0.288, SLG: 0.442		2-0 F7		0-0 F9		1-2 G4-3		2-1 G5-4-3 1-2		4	0	0	0	0	0	4					
Lloyd McClendon, R (1, 7) OBP: 0.388, SLG: 0.511		2-2 G4-3		2-1 FC6-4 1B		0-0 1B 1B		0-3 K		4	0	2	1	0	1	0					
Damon Berryhill, S (1, 2) OBP: 0.287, SLG: 0.344		1-0 1B		0-2 FC6-4 1-2		0-0 E1 1B		0-3 K		4	0	2	0	0	1	1					
Domingo Ramos, R (1, 5) OBP: 0.349, SLG: 0.356		3-3 K		4-0 SH1-4 2B BB		0-3 K		1-1 L9		3	1	0	0	1	2	3					
Shawon Dunston, R (1, 6) OBP: 0.324, SLG: 0.415			2-2 G1-3		0-1 F9		0-0 G6-4-3		1-1 G5-3	4	0	0	0	0	0	3					
Rick Sutcliffe, L (1, 1) OBP: 0.262, SLG: 0.204			3-2 G6-3		1-0 SH1-4		1-1 F7			1	0	0	0	0	0	0					
Dwight Smith, L (7, PH) OBP: 0.374, SLG: 0.496										1	0	0	0	0	0	0					
Steve Wilson, L (8, 1)										0	0	0	0	0	0	0					
Calvin Schiraldi, R (8, 1)										0	0	0	0	0	0	0					
Inning Stats	R: 0 E: 0 K: 0 S: 5	H: 0 LOB: 0 BB: 0 P: 8	R: 0 E: 0 K: 1 S: 9	H: 1 LOB: 1 BB: 0 P: 17	R: 0 E: 0 K: 0 S: 9	H: 0 LOB: 0 BB: 0 P: 14	R: 1 E: 0 K: 0 S: 9	H: 2 LOB: 1 BB: 0 P: 16	R: 2 E: 0 K: 1 S: 10	H: 2 LOB: 2 BB: 2 P: 22	R: 0 E: 1 K: 1 S: 6	H: 2 LOB: 1 BB: 0 P: 6	R: 0 E: 0 K: 1 S: 10	H: 0 LOB: 0 BB: 0 P: 15	R: 0 E: 0 K: 1 S: 6	H: 1 LOB: 0 BB: 0 P: 9	R: 0 E: 0 K: 1 S: 7	H: 0 LOB: 0 BB: 0 P: 9	1B: 6 2B: 1 3B: 1 HR: 0	SF: 0 SAC: 1 DP: 2 HBP: 0	WP: 0 PA: 35 PB: 0 SB: 0 CS: 0
PITCHER	IP WLS BF H R ER SO BB IBB HBP BLK WP HR S P ERA WHIP																				
Bruce Ruffin, L (1, 1) ERA: 5.21	6.0 26 7 3 3 2 1 0 0 0 0 0 0 48 83 4.50 1.333																				
Jeff Parrett, R (7, 1) ERA: 2.35	3.0 W 9 1 0 0 3 0 0 0 0 0 0 0 23 33 0.00 0.333																				

Philadelphia Phillies @ Chicago Cubs
Wrigley Field, Chicago, IL
Sun Aug 13 1989, 3:33 AM CDT
Att: 37,054 - Sunny

livebaseballscores.com

AB 32
R 3
H 8
RBI 3
BB 2
SO 5
LOB 11



Batter	1	2	3	4	5	6	7	8	9	AB	R	H	RBI	BB	SO	LOB	TOP				
Brett Butler, L OBP: 0.346, SLG: 0.363 (1, 8)	4-1 1B HR BB	0-1 1-2 1B			1-3 K		3-2 F7		3-2 G6-3	4	1	1	0	1	1	0					
Robby Thomson, R OBP: 0.317, SLG: 0.409 (1, 4)	1-0 1-2 HR 1B	2-2 F9			2-2 F8		0-3 K		0-1 F8	5	1	1	0	0	1	2					
Will Clark, L OBP: 0.420, SLG: 0.569 (1, 3)	1-1 1-H 2-H HR		0-3 K		0-0 1B		1-0 2B			4	1	3	3	0	1	0					
Kevin Mitchell, R OBP: 0.401, SLG: 0.682 (1, 7)	3-0 G6-4-3 1B		0-0 F8		3-3 K		0-1 G3-1			4	0	1	0	0	1	2					
Matt Williams, R OBP: 0.257, SLG: 0.476 (1, 5)	2-2 P4		3-1 1B		1-0 HR		1-0 E5 G4-3 SF7			4	2	2	1	0	0	1					
Candy Maldonado, R OBP: 0.297, SLG: 0.370 Pat Sheridan, L OBP: 0.307, SLG: 0.333 (8, PH) (8, 9)	0-1 G6-4-3 1-2		3-1 G5-3		2-0 G6-3		0-1 G4-3			3	0	0	0	0	0	2					
Kirt Manwaring, R OBP: 0.268, SLG: 0.261 (1, 2)		2-2 P6		1-0 G1-3		2-2 2B		1-2 SF7		3	0	1	1	0	0	0					
Jose Uribe, S OBP: 0.277, SLG: 0.291 (1, 6)		0-2 G5-3		3-2 G1-3		0-2 G5-3		3-H 1-3 K2-3		4	0	0	0	0	1	1					
Rick Reuschel, R OBP: 0.235, SLG: 0.170 Craig Lefferts, L (7, 1) Greg Litton, R OBP: 0.327, SLG: 0.480 Steve Bedrosian, R OBP: 0.333, SLG: 0.333 (9, PH) (9, 1)		4-2 1B BB		3-3 K		0-0 G6-3		2-3 K		2	0	0	0	1	1	1					
Inning Stats	R: 3 E: 0 K: 0 S: 11	H: 3 LOB: 0 BB: 1 P: 22	R: 0 E: 0 K: 0 S: 16	H: 1 LOB: 2 BB: 1 P: 24	R: 0 E: 0 K: 1 S: 8	H: 1 LOB: 0 BB: 0 P: 14	R: 0 E: 0 K: 1 S: 7	H: 0 LOB: 0 BB: 0 P: 14	R: 1 E: 0 K: 0 S: 9	H: 2 LOB: 1 BB: 0 P: 14	R: 0 E: 0 K: 1 S: 10	H: 1 LOB: 0 BB: 0 P: 14	R: 1 E: 1 K: 1 S: 9	H: 0 LOB: 0 BB: 0 P: 12	R: 0 E: 0 K: 1 S: 10	H: 0 LOB: 0 BB: 0 P: 15	1B: 5 2B: 2 3B: 0 HR: 2	SF: 1 SAC: 0 DP: 1 HBP: 0	WP: 0 PB: 0 SB: 0 CS: 0	PA: 38	
PITCHER	IP WLS BF H R ER SO BB IBB HBP BLK WP HR S P ERA WHIP	IP WLS BF H R ER SO BB IBB HBP BLK WP HR S P ERA WHIP	IP WLS BF H R ER SO BB IBB HBP BLK WP HR S P ERA WHIP	IP WLS BF H R ER SO BB IBB HBP BLK WP HR S P ERA WHIP	IP WLS BF H R ER SO BB IBB HBP BLK WP HR S P ERA WHIP	IP WLS BF H R ER SO BB IBB HBP BLK WP HR S P ERA WHIP	IP WLS BF H R ER SO BB IBB HBP BLK WP HR S P ERA WHIP	IP WLS BF H R ER SO BB IBB HBP BLK WP HR S P ERA WHIP	IP WLS BF H R ER SO BB IBB HBP BLK WP HR S P ERA WHIP	IP WLS BF H R ER SO BB IBB HBP BLK WP HR S P ERA WHIP	IP WLS BF H R ER SO BB IBB HBP BLK WP HR S P ERA WHIP	IP WLS BF H R ER SO BB IBB HBP BLK WP HR S P ERA WHIP	IP WLS BF H R ER SO BB IBB HBP BLK WP HR S P ERA WHIP	IP WLS BF H R ER SO BB IBB HBP BLK WP HR S P ERA WHIP	IP WLS BF H R ER SO BB IBB HBP BLK WP HR S P ERA WHIP	IP WLS BF H R ER SO BB IBB HBP BLK WP HR S P ERA WHIP	IP WLS BF H R ER SO BB IBB HBP BLK WP HR S P ERA WHIP	IP WLS BF H R ER SO BB IBB HBP BLK WP HR S P ERA WHIP	IP WLS BF H R ER SO BB IBB HBP BLK WP HR S P ERA WHIP	IP WLS BF H R ER SO BB IBB HBP BLK WP HR S P ERA WHIP	IP WLS BF H R ER SO BB IBB HBP BLK WP HR S P ERA WHIP

San Francisco Giants @ Philadelphia Phillies
Veterans Stadium, Philadelphia, PA
Fri Aug 18 1989, 7:05 PM EDT
Att: 23,368 - Unknown

AB 35
R 5
H 9
RBI 5
BB 2
SO 7
LOB 10



Batter	1	2	3	4	5	6	7	8	9	AB	R	H	RBI	BB	SO	LOB	BOTTOM					
Lenny Dykstra, L OBP: 0.334, SLG: 0.384 (1, 8)	0-0 F8		0-2 F8	2-2 P3			1-1 G4-3		0-3 K	5	0	0	0	0	1	3						
Tom Herr, S OBP: 0.346, SLG: 0.349 (1, 4)	2-2 P4		0-1 G4-3		1-0 P5		1-1 L8			4	0	0	0	0	0	0						
Von Hayes, L OBP: 0.390, SLG: 0.459 (1, 9)	3-2 P5		0-0 P6		3-2 G4-3		1-2 G4-3			4	0	0	0	0	0	0						
John Kruk, L OBP: 0.392, SLG: 0.457 (1, 7)		3-2 G6-3 2B		0-0 1B G4-3	1-1 FC5-4 1B		3-1 G4-3			4	2	3	0	0	0	0						
Ricky Jordan, R OBP: 0.311, SLG: 0.396 (1, 3)		0-0 G6-3		1-1 F7	1-0 FC5-4		1-0 P4			4	0	0	0	0	0	3						
Charlie Hayes, R OBP: 0.290, SLG: 0.403 (1, 5)		0-1 G6-3		1-1 G4-3	0-0 G5-3		1-1 1B			4	0	1	1	0	0	1						
Darren Daulton, L OBP: 0.304, SLG: 0.322 (1, 2)		3-H 1B 1B		3-2 1B 2-H 1B	1-0 2B		1-2 G3			4	0	3	1	0	0	1						
Dickie Thon, R OBP: 0.299, SLG: 0.382 (1, 6)		0-0 1-2 1B		0-0 BB 1B	1-0 G5-3		0-1 G5-3			4	0	2	0	0	0	1						
Bruce Ruffin, S OBP: 0.289, SLG: 0.174 Dwayne Murphy, L OBP: 0.333, SLG: 0.388 Jeff Parrett, R (7, 1) Larry McWilliams, L OBP: 0.111, SLG: 0.185 Curt Ford, L OBP: 0.275, SLG: 0.300 (9, PH)		0-0 G5-3		4-2 BB	3-1 G4-3		0-1 F7			1	0	0	0	1	0	2						
Inning Stats	R: 0 E: 0 K: 0 S: 7	H: 0 LOB: 0 BB: 0 P: 12	R: 1 E: 0 K: 0 S: 9	H: 3 LOB: 2 BB: 0 P: 13	R: 0 E: 0 K: 0 S: 6	H: 0 LOB: 0 BB: 0 P: 6	R: 1 E: 0 K: 0 S: 16	H: 3 LOB: 3 BB: 1 P: 26	R: 0 E: 0 K: 0 S: 9	H: 1 LOB: 1 BB: 0 P: 15	R: 0 E: 0 K: 0 S: 5	H: 1 LOB: 1 BB: 0 P: 10	R: 0 E: 0 K: 0 S: 8	H: 0 LOB: 0 BB: 0 P: 11	R: 0 E: 0 K: 0 S: 9	H: 1 LOB: 1 BB: 0 P: 15	R: 0 E: 0 K: 1 S: 7	H: 0 LOB: 0 BB: 0 P: 7	1B: 7 2B: 2 3B: 0 HR: 0	SF: 0 SAC: 0 DP: 0 HBP: 0	WP: 0 PB: 0 SB: 0 CS: 0	PA: 37
PITCHER	IP WLS BF H R ER SO BB IBB HBP BLK WP HR S P ERA WHIP	IP WLS BF H R ER SO BB IBB HBP BLK WP HR S P ERA WHIP	IP WLS BF H R ER SO BB IBB HBP BLK WP HR S P ERA WHIP	IP WLS BF H R ER SO BB IBB HBP BLK WP HR S P ERA WHIP	IP WLS BF H R ER SO BB IBB HBP BLK WP HR S P ERA WHIP	IP WLS BF H R ER SO BB IBB HBP BLK WP HR S P ERA WHIP	IP WLS BF H R ER SO BB IBB HBP BLK WP HR S P ERA WHIP	IP WLS BF H R ER SO BB IBB HBP BLK WP HR S P ERA WHIP	IP WLS BF H R ER SO BB IBB HBP BLK WP HR S P ERA WHIP	IP WLS BF H R ER SO BB IBB HBP BLK WP HR S P ERA WHIP	IP WLS BF H R ER SO BB IBB HBP BLK WP HR S P ERA WHIP	IP WLS BF H R ER SO BB IBB HBP BLK WP HR S P ERA WHIP	IP WLS BF H R ER SO BB IBB HBP BLK WP HR S P ERA WHIP	IP WLS BF H R ER SO BB IBB HBP BLK WP HR S P ERA WHIP	IP WLS BF H R ER SO BB IBB HBP BLK WP HR S P ERA WHIP	IP WLS BF H R ER SO BB IBB HBP BLK WP HR S P ERA WHIP	IP WLS BF H R ER SO BB IBB HBP BLK WP HR S P ERA WHIP	IP WLS BF H R ER SO BB IBB HBP BLK WP HR S P ERA WHIP	IP WLS BF H R ER SO BB IBB HBP BLK WP HR S P ERA WHIP	IP WLS BF H R ER SO BB IBB HBP BLK WP HR S P ERA WHIP	IP WLS BF H R ER SO BB IBB HBP BLK WP HR S P ERA WHIP	

San Francisco Giants @ Philadelphia Phillies
Veterans Stadium, Philadelphia, PA
Fri Aug 18 1989, 7:05 PM EDT
Att: 23,368 - Unknown

AB 36
R 2
H 9
RBI 2
BB 1
SO 1
LOB 12



Batter	1	2	3	4	5	6	7	8	9	AB	R	H	RBI	BB	SO	LOB	TOP			
Brett Butler, L OBP: 0.343, SLG: 0.360 (1, 8)										4	0	0	0	0	1	1	San Francisco Giants @ Philadelphia Phillies Veterans Stadium, Philadelphia, PA Sat Aug 19 1989, 7:05 PM EDT Att: 30,366 - Overcast			
Greg Litton, R OBP: 0.316, SLG: 0.462 (1, 4)										4	0	0	0	0	1	1				
Will Clark, L OBP: 0.417, SLG: 0.564 (1, 3)										4	0	0	0	0	0	0				
Kevin Mitchell, R OBP: 0.398, SLG: 0.676 (1, 7)										4	0	0	0	0	0	0				
Matt Williams, R OBP: 0.256, SLG: 0.470 Steve Bedrosian, R OBP: 0.333, SLG: 0.333 (9, 1)										4	0	1	0	0	0	0				
Candy Maldonado, R OBP: 0.297, SLG: 0.367 (1, 9)										2	0	0	0	1	0	1				
Kirt Manwaring, R OBP: 0.269, SLG: 0.258 (1, 2)										2	0	0	0	1	0	2				
Jose Uribe, S OBP: 0.276, SLG: 0.292 (1, 6)										3	0	1	0	0	1	3				
Kelly Downs, R OBP: 0.083, SLG: 0.083 Craig Lefferts, L (9, 1) Ken Oberkfell, L OBP: 0.305, SLG: 0.373 (9, 5)										3	0	0	0	0	1	1				
Inning Stats	R: 0 E: 0 K: 1 S: 5	H: 0 LOB: 0 BB: 0 P: 5	R: 0 E: 1 K: 0 S: 4	H: 1 LOB: 1 BB: 0 P: 4	R: 0 E: 0 K: 1 S: 5	H: 0 LOB: 0 BB: 0 P: 5	R: 0 E: 0 K: 0 S: 3	H: 0 LOB: 0 BB: 0 P: 3	R: 0 E: 0 K: 0 S: 3	H: 1 LOB: 1 BB: 0 P: 8	R: 0 E: 1 K: 0 S: 4	H: 0 LOB: 3 BB: 2 P: 12	R: 0 E: 0 K: 0 S: 3	H: 0 LOB: 0 BB: 0 P: 3	R: 0 E: 0 K: 0 S: 3	H: 0 LOB: 0 BB: 0 P: 3		1B: 2 2B: 0 3B: 0 HR: 0	SF: 0 SAC: 0 DP: 1 HBP: 0	WP: 0 PB: 0 SB: 0 CS: 0
PITCHER Terry Mulholland, L ERA: 4.36 (1, 1)	IP: 9.0 WLS: W BF: 32 H: 2 R: 0 ER: 0 SO: 4 BB: 2 IBB: 0 HBP: 0 BLK: 0 WP: 0 HR: 0 S: 38 P: 46 ERA: 0.00 WHIP: 0.444															PITCHER				

AB	30
R	0
H	2
RBI	0
BB	2
SO	4
LOB	9



Batter	1	2	3	4	5	6	7	8	9	AB	R	H	RBI	BB	SO	LOB	BOTTOM					
Lenny Dykstra, L OBP: 0.333, SLG: 0.385 (1, 8)										4	0	1	0	0	0	0	San Francisco Giants @ Philadelphia Phillies Veterans Stadium, Philadelphia, PA Sat Aug 19 1989, 7:05 PM EDT Att: 30,366 - Overcast					
Tom Herr, S OBP: 0.347, SLG: 0.350 (1, 4)										4	1	2	0	0	0	0						
Von Hayes, L OBP: 0.391, SLG: 0.460 (1, 9)										3	0	1	0	1	1	1						
John Kruk, L OBP: 0.390, SLG: 0.451 (1, 7)										3	0	0	0	1	0	5						
Ricky Jordan, R OBP: 0.310, SLG: 0.394 (1, 3)										4	0	1	1	0	2	2						
Charlie Hayes, R OBP: 0.286, SLG: 0.397 (1, 5)										3	0	0	0	0	1	1						
Darren Daulton, L OBP: 0.301, SLG: 0.319 (1, 2)										3	0	0	0	0	0	0						
Steve Jeltz, S OBP: 0.383, SLG: 0.360 (1, 6)										3	0	1	0	0	1	0						
Terry Mulholland, R OBP: 0.074, SLG: 0.111 (1, 1)										3	0	0	0	0	1	1						
Inning Stats	R: 0 E: 0 K: 0 S: 4	H: 1 LOB: 1 BB: 0 P: 4	R: 0 E: 0 K: 1 S: 5	H: 0 LOB: 0 BB: 0 P: 5	R: 0 E: 0 K: 2 S: 7	H: 0 LOB: 0 BB: 0 P: 7	R: 0 E: 0 K: 0 S: 4	H: 1 LOB: 1 BB: 0 P: 4	R: 0 E: 0 K: 1 S: 6	H: 1 LOB: 1 BB: 0 P: 6	R: 0 E: 0 K: 1 S: 5	H: 0 LOB: 0 BB: 0 P: 5	R: 0 E: 0 K: 1 S: 4	H: 0 LOB: 1 BB: 1 P: 8	R: 0 E: 0 K: 0 S: 3	H: 0 LOB: 0 BB: 0 P: 3		R: 1 E: 0 K: 0 S: 4	H: 3 LOB: 3 BB: 1 P: 8	1B: 4 2B: 2 3B: 0 HR: 0	SF: 0 SAC: 0 DP: 1 HBP: 0	WP: 0 PB: 0 SB: 0 CS: 0
PITCHER Kelly Downs, R ERA: 4.01 Craig Lefferts, L ERA: 2.29 Steve Bedrosian, R ERA: 3.45 (9, 1)	IP: 8.0 WLS: L BF: 29 H: 5 R: 1 ER: 1 SO: 6 BB: 1 IBB: 0 HBP: 0 BLK: 0 WP: 0 HR: 0 S: 40 P: 44 ERA: 1.12 WHIP: 0.750															PITCHER						

AB	30
R	1
H	6
RBI	1
BB	2
SO	6
LOB	10



Batter	1	2	3	4	5	6	7	8	9	AB	R	H	RBI	BB	SO	LOB	TOP					
Brett Butler, L OBP: 0.349, SLG: 0.361 (1, 8)	1-2 2B 1B		1-0 S G4-3 HBP		4-0 CS BB		0-0 SH3-4		4-1 HBP SH HR BB	1	2	1	0	2	0	0						
Greg Litton, R OBP: 0.322, SLG: 0.473 Robby Thompson, R OBP: 0.317, SLG: 0.409 (9, FR)	2-0 G6-3 1-H 2B		0-0 G4-3		3-1 F8		0-0 FC5-4 1B		0-0 SH HBP HR	4	0	2	1	0	0	2						
Will Clark, L OBP: 0.415, SLG: 0.559 (1, 3)	2-2 G6-3		2-3 K		3-1 G5-4-3 1B HBP		0-1 P3		2-3 K	4	0	0	0	0	2	6						
Kevin Mitchell, R OBP: 0.400, SLG: 0.673 (1, 7)	2-1 P3		4-0 FC5-4 IBB		1-0 G5-4-3 1B HBP		2-2 FC5-4		3-1 HR HBP	3	1	1	0	1	0	3						
Matt Williams, R OBP: 0.261, SLG: 0.471 (8, 6)	4-2 BB		1-1 FC5-4		0-1 G5-4-3		0-0 FC6-5 2B		0-0 P4	4	0	1	0	1	0	7						
Candy Maldonado, R OBP: 0.297, SLG: 0.365 Ernest Riles, L OBP: 0.331, SLG: 0.408 (8, 5)	0-3 K				3-2 F7		4-0 BB IBB		1-0 FC6-5 F7 HR	2	0	0	0	1	1	2						
Terry Kennedy, L OBP: 0.323, SLG: 0.337 (1, 2)			1-0 L8		2-2 G3-1		4-1 BB		0-0 F7 1B	4	0	1	0	1	0	1						
Jose Uribe, S OBP: 0.276, SLG: 0.289 Ken Oberkell, L OBP: 0.310, SLG: 0.373 Jeff Brantley, R OBP: 0.091, SLG: 0.091 (8, PH)	2-2 F8		0-0 P3		0-0 F6		1-0 F6		4-1 K	3	0	0	0	0	0	3						
Scott Garretts, R OBP: 0.196, SLG: 0.245 Donell Nixon, R OBP: 0.303, SLG: 0.257 Craig Lefferts, L OBP: 0.306, SLG: 0.332 (8, 9)	0-0 G3				0-0 F8		4-2 1B SH3-4 BB		0-0 G5-3	2	0	0	0	0	0	0						
Inning Stats	R: 1 E: 0 K: 1 S: 17	H: 2 LOB: 2 BB: 1 P: 28	R: 0 E: 0 K: 0 S: 5	H: 0 LOB: 0 BB: 0 P: 8	R: 0 E: 0 K: 1 S: 7	H: 0 LOB: 0 BB: 1 P: 15	R: 0 E: 0 K: 0 S: 8	H: 0 LOB: 0 BB: 0 P: 13	R: 0 E: 0 K: 0 S: 3	H: 1 LOB: 3 BB: 2 P: 10	R: 0 E: 0 K: 0 S: 9	H: 1 LOB: 2 BB: 1 P: 15	R: 0 E: 0 K: 0 S: 5	H: 1 LOB: 2 BB: 1 P: 10	R: 4 E: 1 K: 2 S: 12	H: 2 LOB: 2 BB: 1 P: 23	1B: 4 2B: 2 3B: 0 HR: 1	SF: 0 SAC: 2 DP: 1 HBP: 3	WP: 0 PB: 0 SB: 1 CS: 1	PA: 44		
PITCHER	IP WLS BF H R ER SO BB IBB HBP BLK WP HR S P ERA WHIP	IP WLS BF H R ER SO BB IBB HBP BLK WP HR S P ERA WHIP	IP WLS BF H R ER SO BB IBB HBP BLK WP HR S P ERA WHIP	IP WLS BF H R ER SO BB IBB HBP BLK WP HR S P ERA WHIP	IP WLS BF H R ER SO BB IBB HBP BLK WP HR S P ERA WHIP	IP WLS BF H R ER SO BB IBB HBP BLK WP HR S P ERA WHIP	IP WLS BF H R ER SO BB IBB HBP BLK WP HR S P ERA WHIP	IP WLS BF H R ER SO BB IBB HBP BLK WP HR S P ERA WHIP	IP WLS BF H R ER SO BB IBB HBP BLK WP HR S P ERA WHIP	IP WLS BF H R ER SO BB IBB HBP BLK WP HR S P ERA WHIP	IP WLS BF H R ER SO BB IBB HBP BLK WP HR S P ERA WHIP	IP WLS BF H R ER SO BB IBB HBP BLK WP HR S P ERA WHIP	IP WLS BF H R ER SO BB IBB HBP BLK WP HR S P ERA WHIP	IP WLS BF H R ER SO BB IBB HBP BLK WP HR S P ERA WHIP	IP WLS BF H R ER SO BB IBB HBP BLK WP HR S P ERA WHIP	IP WLS BF H R ER SO BB IBB HBP BLK WP HR S P ERA WHIP	IP WLS BF H R ER SO BB IBB HBP BLK WP HR S P ERA WHIP	IP WLS BF H R ER SO BB IBB HBP BLK WP HR S P ERA WHIP	IP WLS BF H R ER SO BB IBB HBP BLK WP HR S P ERA WHIP	IP WLS BF H R ER SO BB IBB HBP BLK WP HR S P ERA WHIP	IP WLS BF H R ER SO BB IBB HBP BLK WP HR S P ERA WHIP	IP WLS BF H R ER SO BB IBB HBP BLK WP HR S P ERA WHIP

San Francisco Giants @ Philadelphia Phillies
Veterans Stadium, Philadelphia, PA
Sun Aug 20 1989, 3:33 AM EDT
Att: 36,530 - Sunny - 80 F

AB	31
R	5
H	7
RBI	5
BB	8
SO	4
LOB	29



Batter	1	2	3	4	5	6	7	8	9	AB	R	H	RBI	BB	SO	LOB	BOTTOM					
Lenny Dykstra, L OBP: 0.336, SLG: 0.389 (1, 8)	4-2 G3-1 BB		2-0 1B			0-0 G4-3 2B			1-2 F8	4	0	2	0	1	0	3						
Tom Herr, S OBP: 0.346, SLG: 0.349 (1, 4)	2-2 G3-1 1-2		2-2 G4-3			0-0 G4-3		0-1 1B		4	0	1	0	0	0	3						
Von Hayes, L OBP: 0.388, SLG: 0.456 (1, 9)	3-2 P4				1-2 L4			2-1 F8		4	0	0	0	0	1	3						
John Kruk, L OBP: 0.388, SLG: 0.448 (1, 7)	3-3 K				2-3 K			2-2 P5		4	1	1	0	0	2	2						
Ricky Jordan, R OBP: 0.312, SLG: 0.398 (1, 3)			0-0 P4		0-2 F9			1-1 2B 2B		4	1	2	1	0	0	0						
Charlie Hayes, R OBP: 0.285, SLG: 0.399 (1, 5)			1-0 L3			0-1 F8		0-0 2B		4	0	1	1	0	0	2						
Darren Daulton, L OBP: 0.297, SLG: 0.314 (1, 2)			0-2 F7			1-2 G4-3			0-2 G4-3	4	0	0	0	0	0	1						
Steve Jeltz, S OBP: 0.381, SLG: 0.354 (1, 6)					2-2 G4-3				1-2 G5-3	3	0	0	0	1	0	0						
Dennis Cook, L OBP: 0.206, SLG: 0.265 Jeff Parrett, R OBP: 0.244, SLG: 0.236 Roger McDowell, R OBP: 0.333, SLG: 0.333 Curt Ford, L OBP: 0.280, SLG: 0.306 (8, PH)					0-0 G4-3				2-2 DI 1B	2	0	0	0	0	0	0						
Inning Stats	R: 0 E: 0 K: 1 S: 13	H: 0 LOB: 1 BB: 1 P: 24	R: 0 E: 0 K: 0 S: 5	H: 0 LOB: 0 BB: 0 P: 6	R: 0 E: 0 K: 0 S: 10	H: 1 LOB: 1 BB: 0 P: 16	R: 0 E: 0 K: 1 S: 11	H: 0 LOB: 0 BB: 0 P: 14	R: 0 E: 0 K: 0 S: 8	H: 0 LOB: 0 BB: 0 P: 11	R: 0 E: 0 K: 1 S: 11	H: 1 LOB: 1 BB: 0 P: 14	R: 2 E: 0 K: 0 S: 15	H: 3 LOB: 2 BB: 1 P: 24	R: 0 E: 0 K: 0 S: 18	H: 2 LOB: 2 BB: 0 P: 24	R: 0 E: 0 K: 0 S: 13	H: 1 LOB: 1 BB: 0 P: 17	1B: 5 2B: 3 3B: 0 HR: 0	SF: 0 SAC: 0 DP: 0 HBP: 0	WP: 0 PB: 0 SB: 0 CS: 0	PA: 37
PITCHER	IP WLS BF H R ER SO BB IBB HBP BLK WP HR S P ERA WHIP	IP WLS BF H R ER SO BB IBB HBP BLK WP HR S P ERA WHIP	IP WLS BF H R ER SO BB IBB HBP BLK WP HR S P ERA WHIP	IP WLS BF H R ER SO BB IBB HBP BLK WP HR S P ERA WHIP	IP WLS BF H R ER SO BB IBB HBP BLK WP HR S P ERA WHIP	IP WLS BF H R ER SO BB IBB HBP BLK WP HR S P ERA WHIP	IP WLS BF H R ER SO BB IBB HBP BLK WP HR S P ERA WHIP	IP WLS BF H R ER SO BB IBB HBP BLK WP HR S P ERA WHIP	IP WLS BF H R ER SO BB IBB HBP BLK WP HR S P ERA WHIP	IP WLS BF H R ER SO BB IBB HBP BLK WP HR S P ERA WHIP	IP WLS BF H R ER SO BB IBB HBP BLK WP HR S P ERA WHIP	IP WLS BF H R ER SO BB IBB HBP BLK WP HR S P ERA WHIP	IP WLS BF H R ER SO BB IBB HBP BLK WP HR S P ERA WHIP	IP WLS BF H R ER SO BB IBB HBP BLK WP HR S P ERA WHIP	IP WLS BF H R ER SO BB IBB HBP BLK WP HR S P ERA WHIP	IP WLS BF H R ER SO BB IBB HBP BLK WP HR S P ERA WHIP	IP WLS BF H R ER SO BB IBB HBP BLK WP HR S P ERA WHIP	IP WLS BF H R ER SO BB IBB HBP BLK WP HR S P ERA WHIP	IP WLS BF H R ER SO BB IBB HBP BLK WP HR S P ERA WHIP	IP WLS BF H R ER SO BB IBB HBP BLK WP HR S P ERA WHIP	IP WLS BF H R ER SO BB IBB HBP BLK WP HR S P ERA WHIP	IP WLS BF H R ER SO BB IBB HBP BLK WP HR S P ERA WHIP

San Francisco Giants @ Philadelphia Phillies
Veterans Stadium, Philadelphia, PA
Sun Aug 20 1989, 3:33 AM EDT
Att: 36,530 - Sunny - 80 F

AB	35
R	2
H	8
RBI	2
BB	2
SO	3
LOB	16



Batter	1	2	3	4	5	6	7	8	9	AB	R	H	RBI	BB	SO	LOB	TOP										
Bip Roberts, S OBP: 0.391, SLG: 0.444 (1, 7)	F8	HR		F6		G3			G6-3	5	1	1	2	0	0	2											
Roberto Alomar, S OBP: 0.325, SLG: 0.329 (1, 4)	G6-3	F9		FC4-6		G4-3			G4-3	5	0	0	0	0	0	2											
Tony Gwynn, L OBP: 0.394, SLG: 0.435 (1, 8)	G6-3			G5-3		G6-4-3			F8	4	1	1	0	0	0	0											
Jack Clark, R OBP: 0.393, SLG: 0.412 (1, 3)		WP		P4		G6-4-3			K	3	1	1	0	1	1	0											
Chris James, R OBP: 0.278, SLG: 0.377 (1, 9)		WP		G6-4-3		F8			F8	3	2	1	0	1	0	1											
Gary Templeton, S OBP: 0.294, SLG: 0.368 (1, 6)		1B		E5		G1-3			K	4	1	1	2	0	1	1											
Benito Santiago, R OBP: 0.275, SLG: 0.353 (1, 2)		K		F8		HR			F7	4	1	1	1	0	1	2											
Luis Salazar, R OBP: 0.304, SLG: 0.415 (1, 5)		SH1		K		F8			F7	4	1	2	1	0	1	0											
Dennis Rasmussen, L OBP: 0.226, SLG: 0.269 (1, 1)		SH1		FC4-6		WP			F7	3	0	2	0	0	0	0											
Inning Stats	R: 0 E: 0 K: 0 S: 7	H: 0 LOB: 0 BB: 0 P: 8	R: 5 E: 0 K: 1 S: 18	H: 4 LOB: 0 BB: 1 P: 30	R: 1 E: 1 K: 0 S: 9	H: 1 LOB: 1 BB: 0 P: 18	R: 0 E: 0 K: 1 S: 8	H: 1 LOB: 1 BB: 0 P: 10	R: 1 E: 0 K: 0 S: 8	H: 1 LOB: 0 BB: 1 P: 12	R: 1 E: 0 K: 0 S: 12	H: 2 LOB: 1 BB: 0 P: 23	R: 0 E: 0 K: 1 S: 6	H: 0 LOB: 0 BB: 0 P: 7	R: 0 E: 0 K: 1 S: 8	H: 1 LOB: 1 BB: 0 P: 11	R: 0 E: 0 K: 0 S: 5	H: 0 LOB: 0 BB: 0 P: 7	1B: 3 2B: 3 3B: 2 HR: 2	SF: 0 SAC: 1 DP: 1 HBP: 0	WP: 3 PB: 0 SB: 0 CS: 0	PA: 38					
PITCHER	IP	WLS	BF	H	R	ER	SO	BB	IBB	HBP	BLK	WP	HR	S	P	ERA	WHIP										
Don Carman, L ERA: 5.03 (1, 1)	3.0	L	16	5	6	5	1	1	0	0	0	2	1	34	56	15.00	2.000										
Randy O'Neal, R ERA: 6.18 (4, 1)	5.0		19	5	2	2	3	1	0	0	0	1	1	42	63	3.60	1.200										
Todd Frohwirth, R ERA: 3.95 (9, 1)	1.0		3	0	0	0	0	0	0	0	0	0	0	5	7	0.00	0.000										
Batter	1	2	3	4	5	6	7	8	9	AB	R	H	RBI	BB	SO	LOB	BOTTOM										
Lenny Dykstra, L OBP: 0.333, SLG: 0.385 (1, 8)	F8			K		G3-1			G4-3	4	0	0	0	0	1	0											
Tom Herr, S OBP: 0.350, SLG: 0.355 (1, 4)	G6-3			F8		G3-6-1			G3-6-3	4	0	3	0	0	0	0											
Von Hayes, L OBP: 0.385, SLG: 0.452 (1, 9)	G6-3			F7		G3-6-1			G3-6-3	4	0	0	0	0	0	3											
Ricky Jordan, R OBP: 0.310, SLG: 0.395 (1, 3)		G4-3		G5-3		G5-3			G5-3	3	0	0	0	0	0	0											
Randy Ready, R OBP: 0.370, SLG: 0.411 (1, 7)		K		K		K			K	3	0	1	0	0	2	0											
Charlie Hayes, R OBP: 0.281, SLG: 0.392 (1, 5)		G6-3		G6-3		F8			F8	3	0	0	0	0	0	1											
Dickie Thon, R OBP: 0.296, SLG: 0.378 (1, 6)				K		F9			F9	3	0	0	0	0	1	0											
Steve Lake, R OBP: 0.309, SLG: 0.342 (1, 2)				HR		L4			G6-3	3	1	1	0	0	0	0											
Don Carman, L OBP: 0.036, SLG: 0.036 (1, 1)				HR		G4-3			G5-3	0	0	0	0	0	0	0											
Dwayne Murphy, L OBP: 0.339, SLG: 0.415 (3, PH)										1	1	1	2	0	0	0											
Randy O'Neal, R OBP: 0.339, SLG: 0.415 (4, 1)										1	0	0	0	0	0	0											
Bob Dernier, R OBP: 0.243, SLG: 0.235 (8, PH)										1	0	0	0	0	0	0											
Todd Frohwirth, R OBP: 0.243, SLG: 0.235 (9, 1)										0	0	0	0	0	0	0											
Inning Stats	R: 0 E: 0 K: 0 S: 8	H: 1 LOB: 0 BB: 0 P: 11	R: 0 E: 0 K: 1 S: 9	H: 0 LOB: 0 BB: 0 P: 13	R: 2 E: 0 K: 2 S: 13	H: 2 LOB: 0 BB: 0 P: 20	R: 0 E: 0 K: 0 S: 6	H: 1 LOB: 1 BB: 0 P: 10	R: 0 E: 0 K: 0 S: 5	H: 0 LOB: 0 BB: 0 P: 7	R: 0 E: 0 K: 0 S: 8	H: 1 LOB: 0 BB: 0 P: 11	R: 0 E: 0 K: 1 S: 6	H: 0 LOB: 0 BB: 0 P: 7	R: 0 E: 0 K: 0 S: 7	H: 0 LOB: 0 BB: 0 P: 8	R: 0 E: 0 K: 0 S: 9	H: 1 LOB: 0 BB: 0 P: 12	1B: 3 2B: 1 3B: 1 HR: 1	SF: 0 SAC: 0 DP: 2 HBP: 0	WP: 0 PB: 0 SB: 0 CS: 0	PA: 30					
PITCHER	IP	WLS	BF	H	R	ER	SO	BB	IBB	HBP	BLK	WP	HR	S	P	ERA	WHIP										
Dennis Rasmussen, L ERA: 4.12 (1, 1)	9.0	W	30	6	2	2	4	0	0	0	0	0	1	71	99	2.00	0.667										

San Diego Padres @ Philadelphia Phillies
Veterans Stadium, Philadelphia, PA
Mon Aug 21 1989, 7:05 PM EDT
Att: 17,467 - Unknown

AB 35
R 8
H 10
RBI 6
BB 2
SO 4
LOB 8



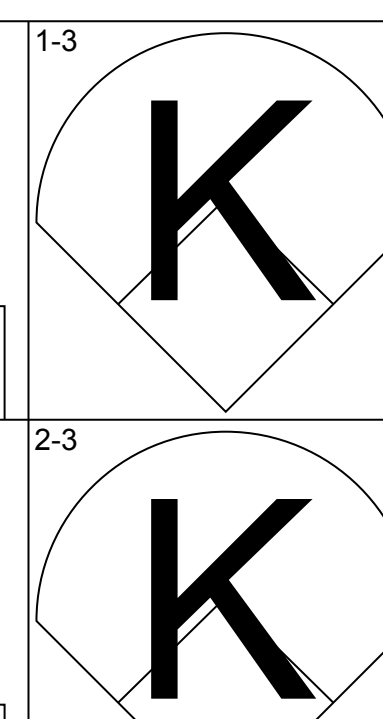
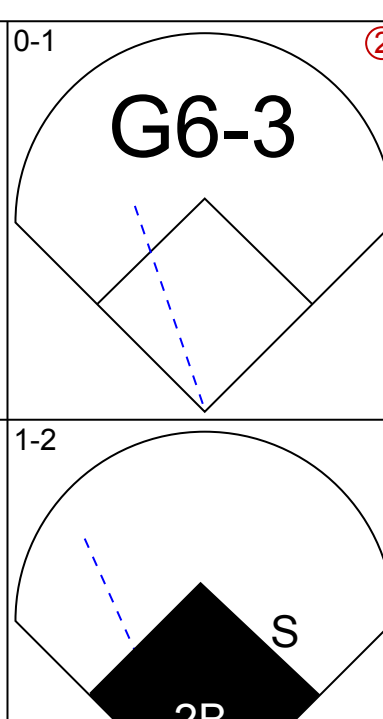
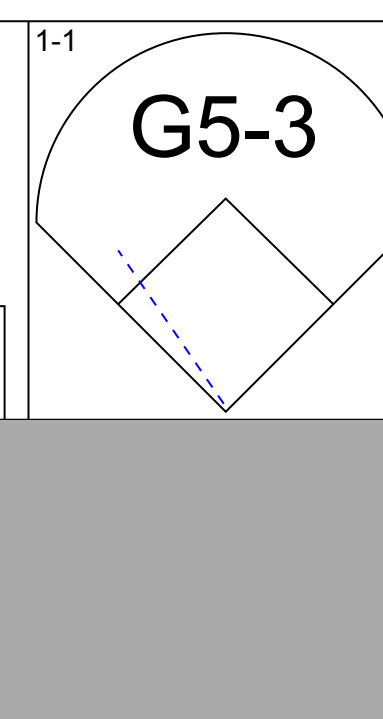
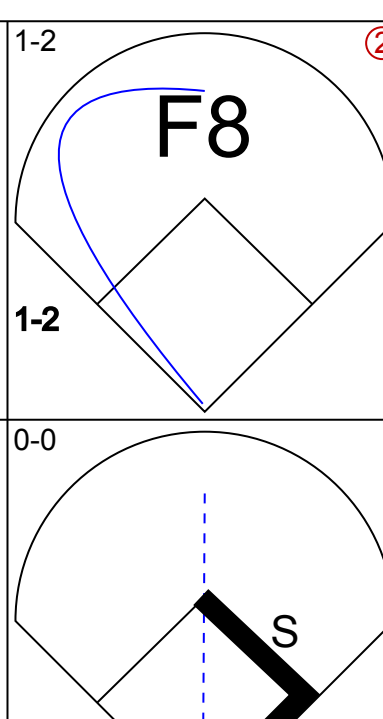
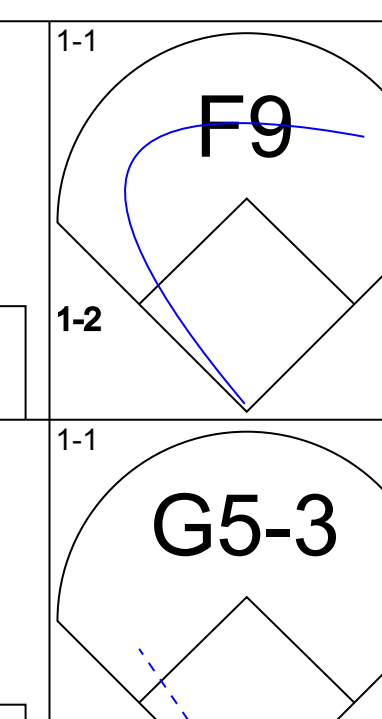
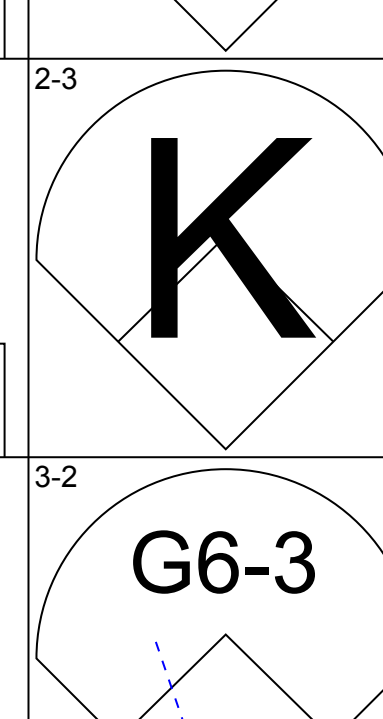
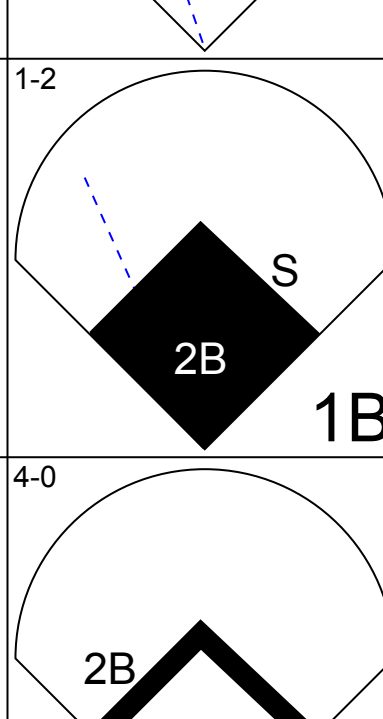

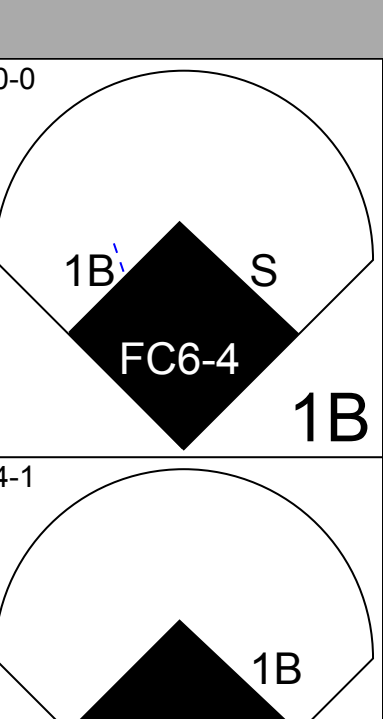
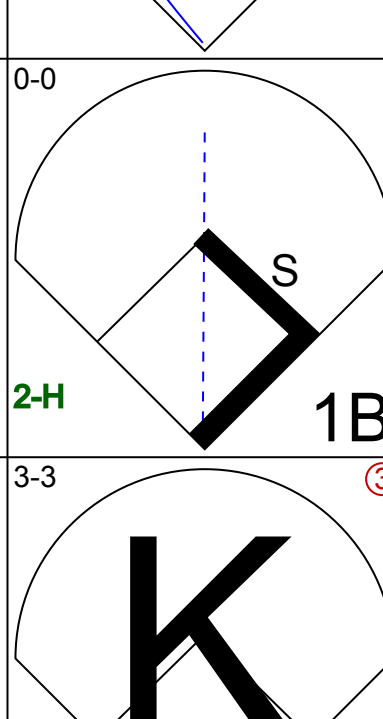
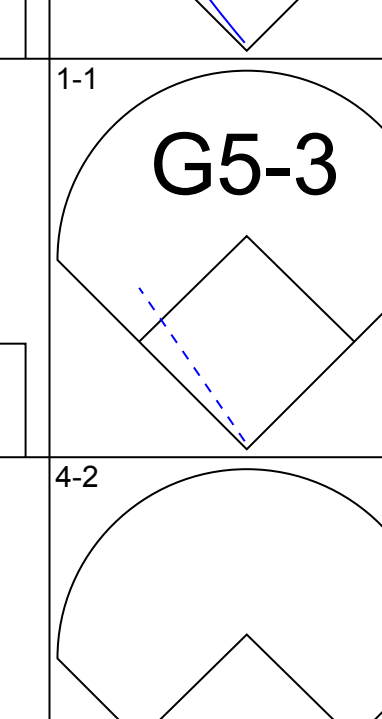
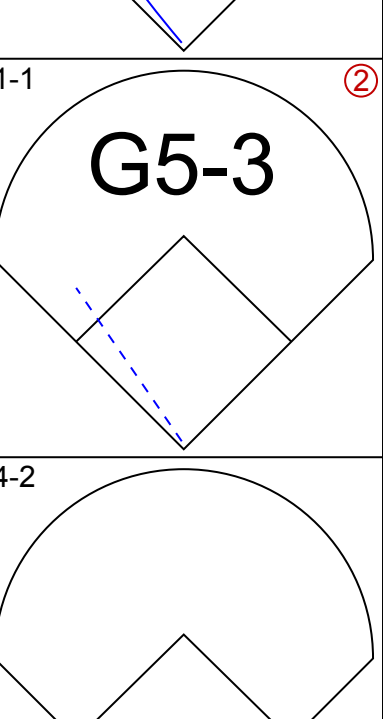
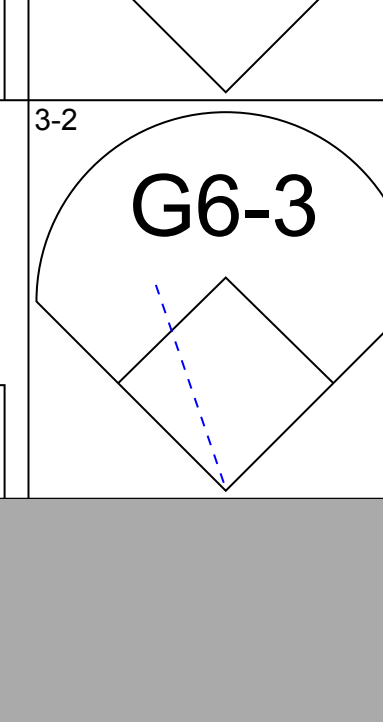
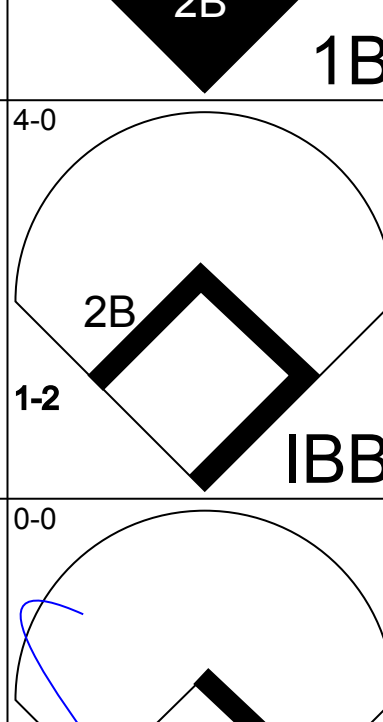

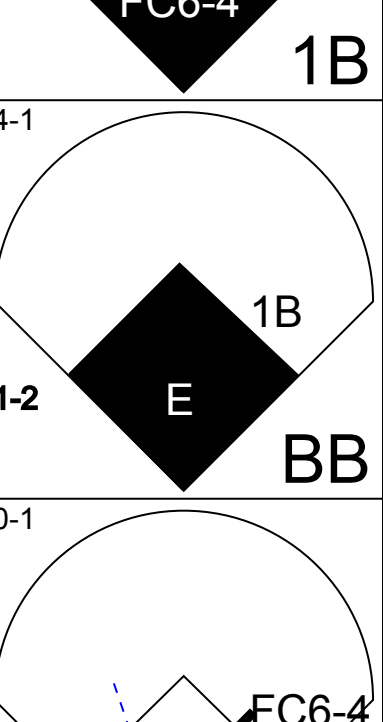
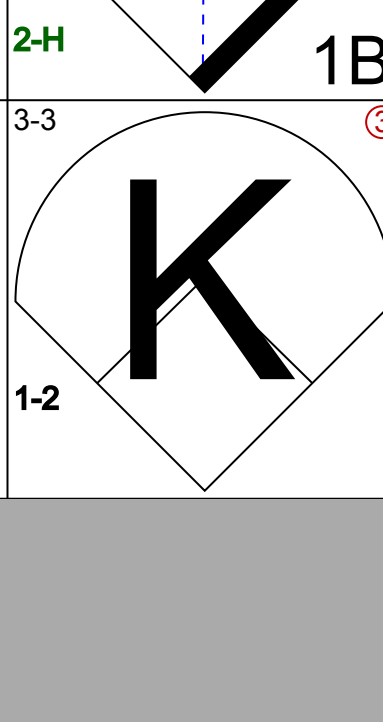
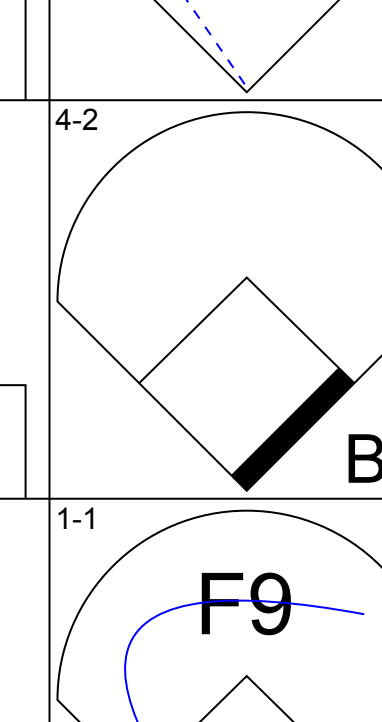
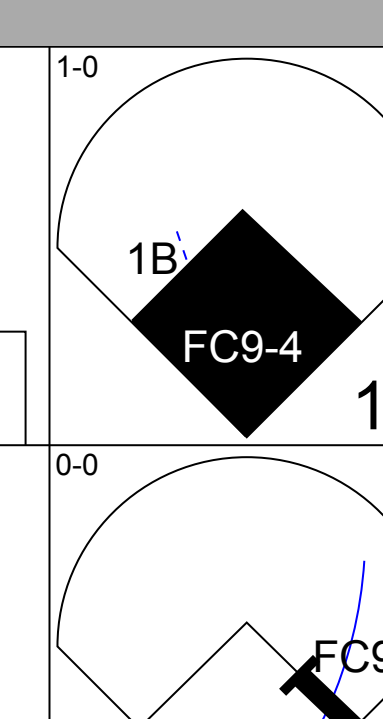
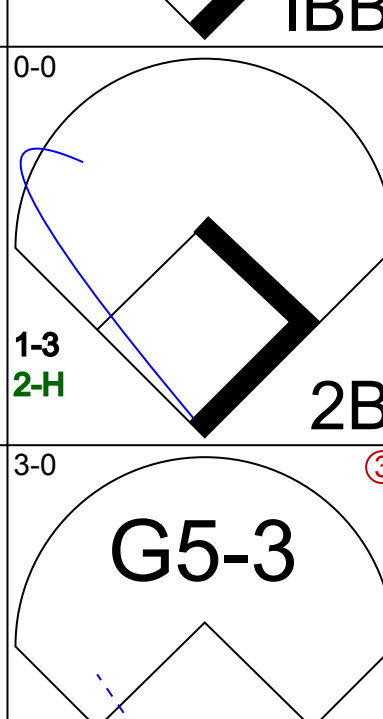
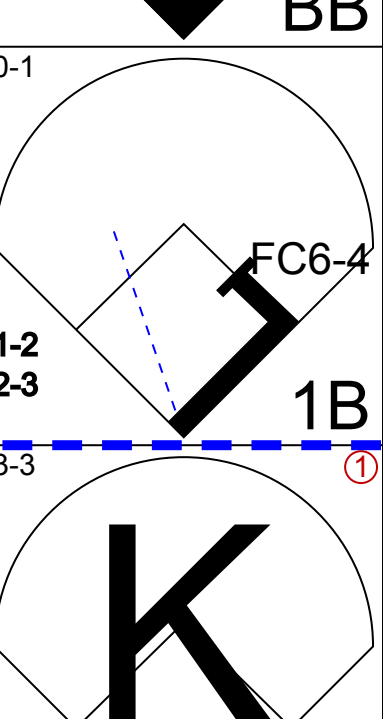
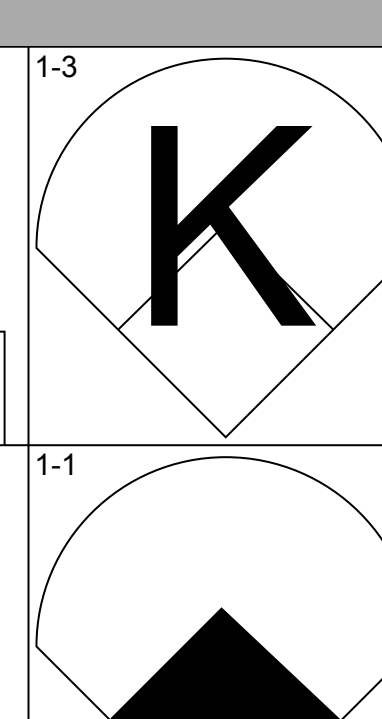
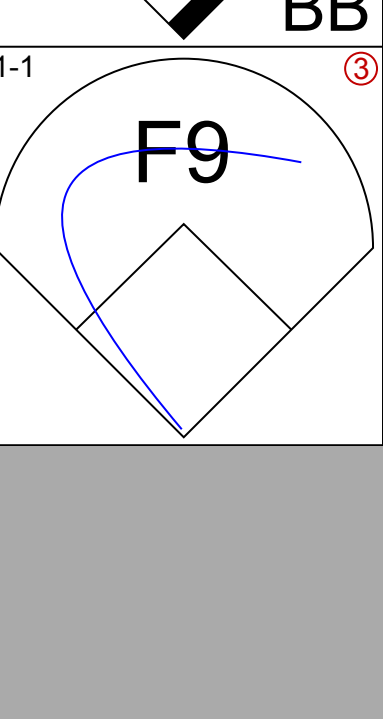
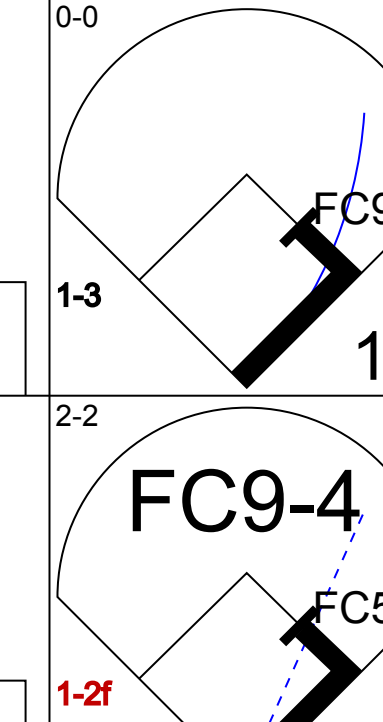
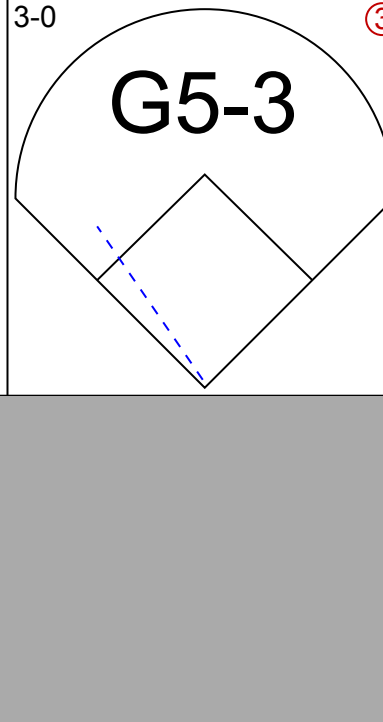
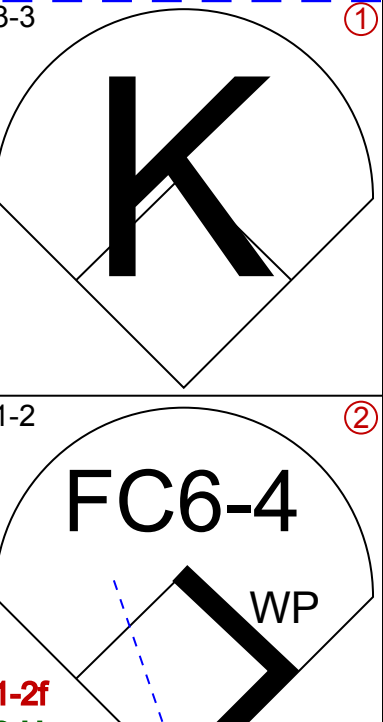
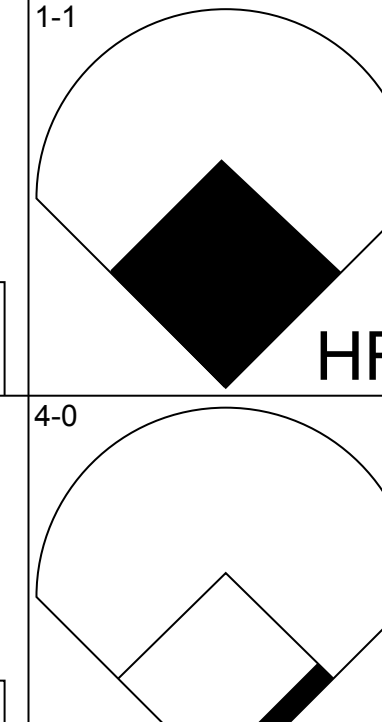


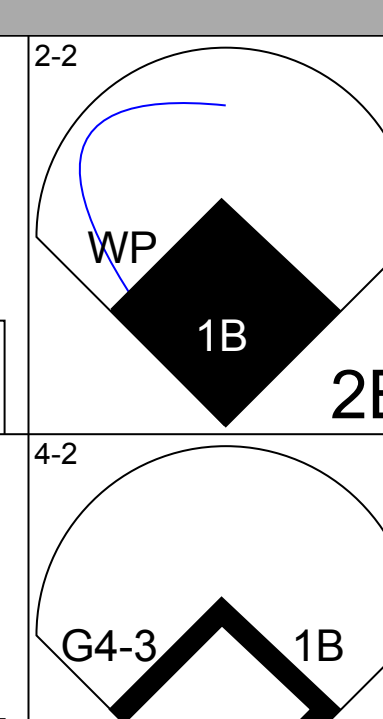
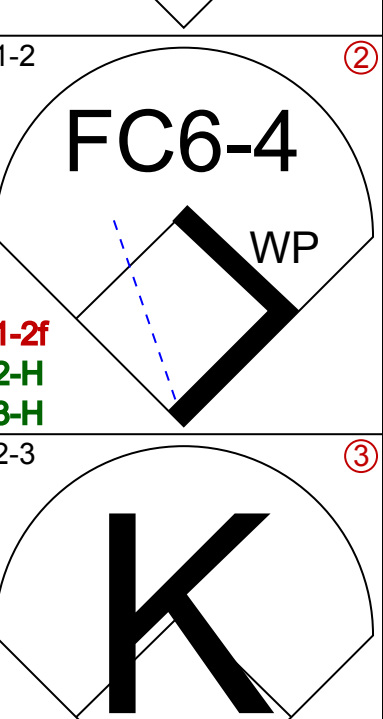

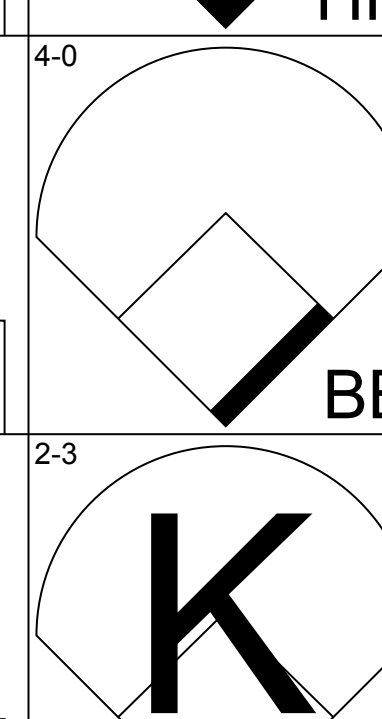



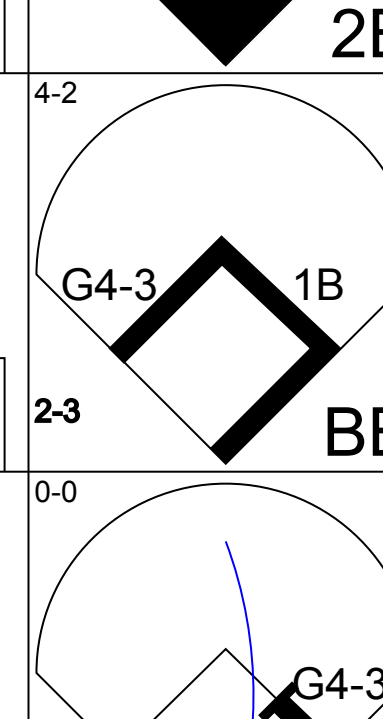
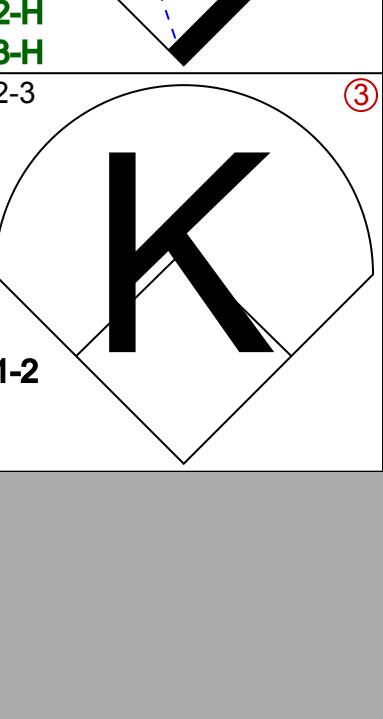
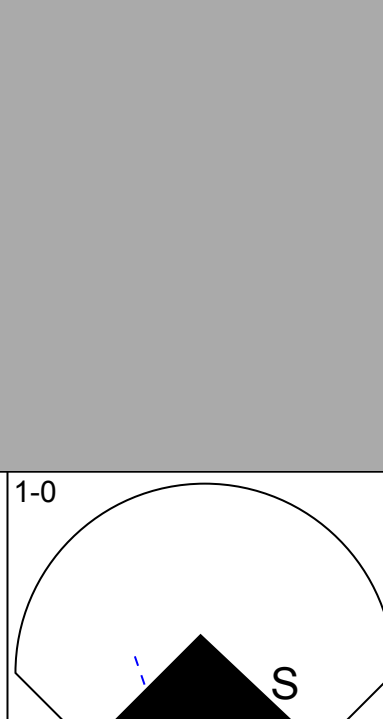
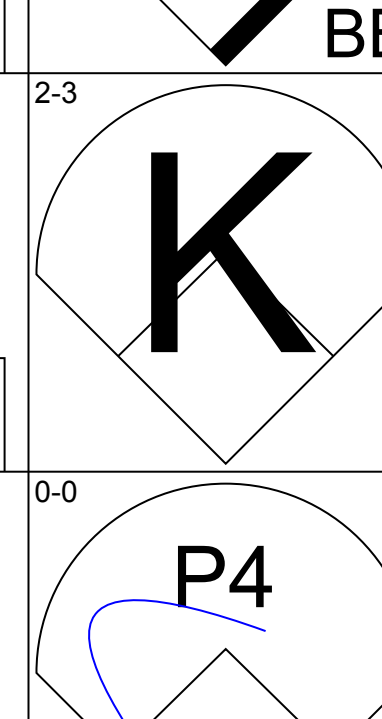


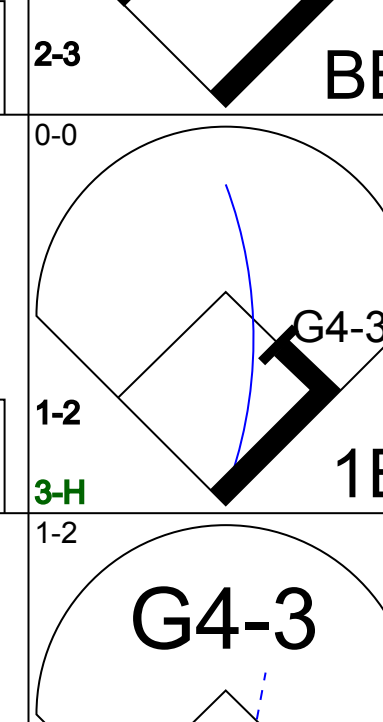
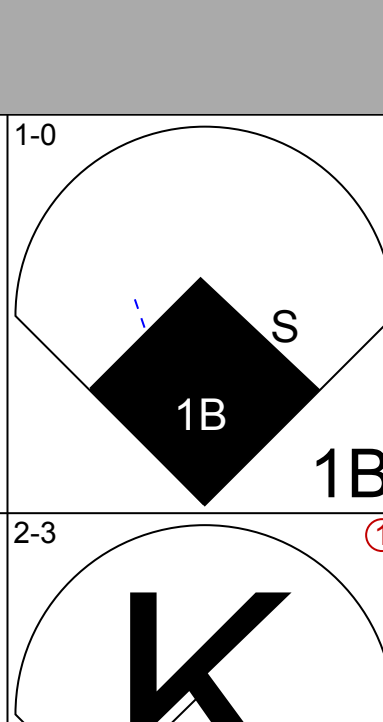
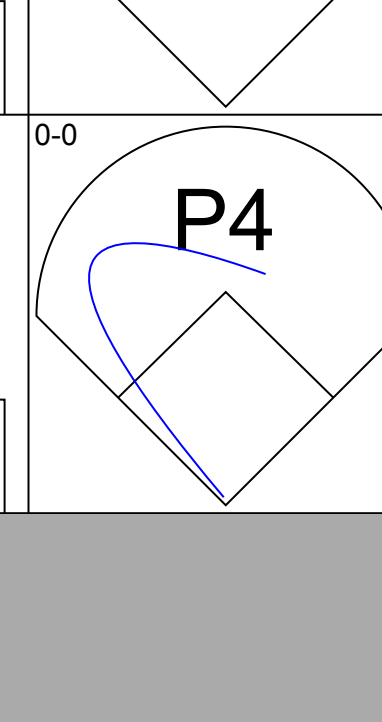
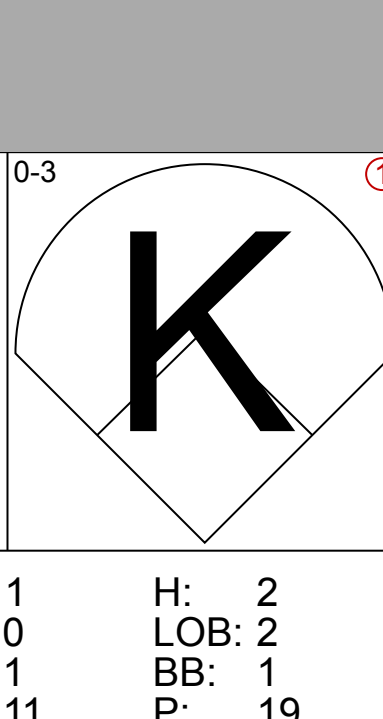
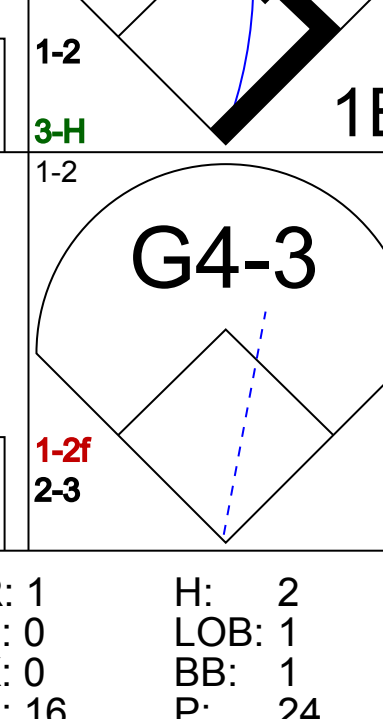
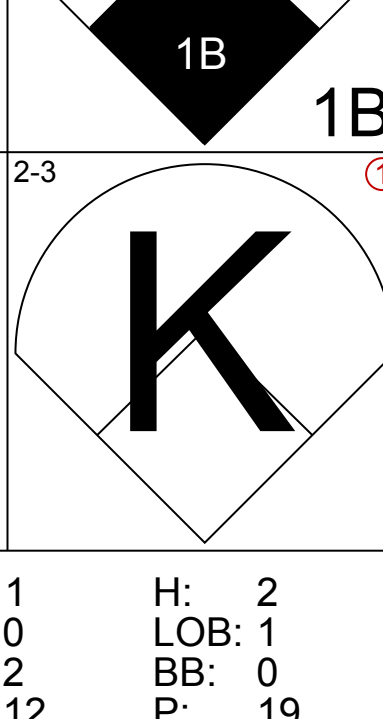
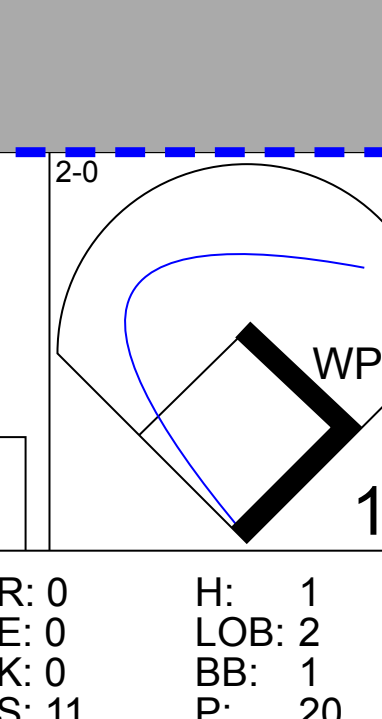
San Diego Padres @ Philadelphia Phillies
Veterans Stadium, Philadelphia, PA
Mon Aug 21 1989, 7:05 PM EDT
Att: 17,467 - Unknown

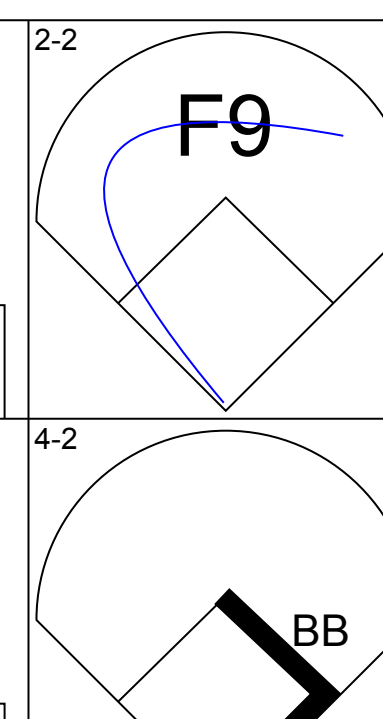
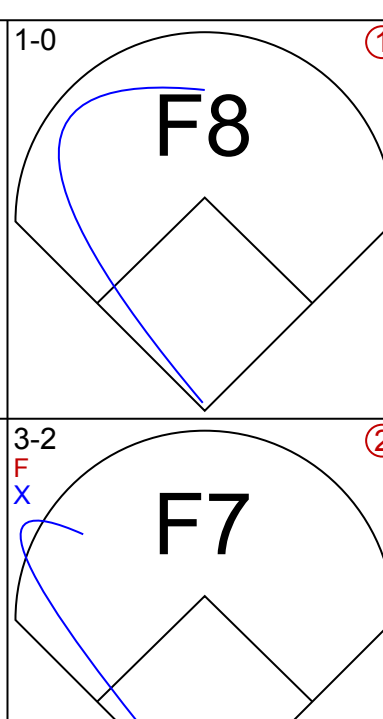
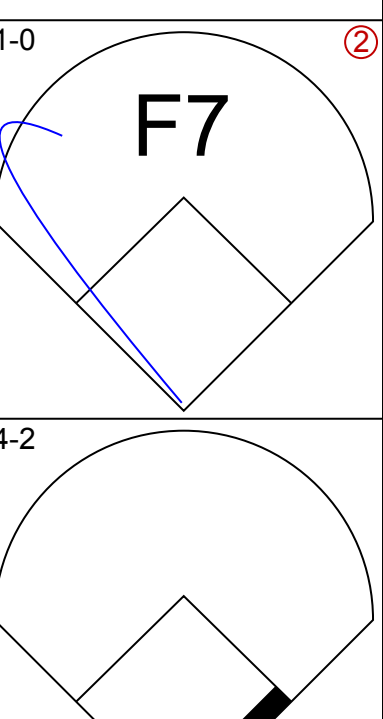
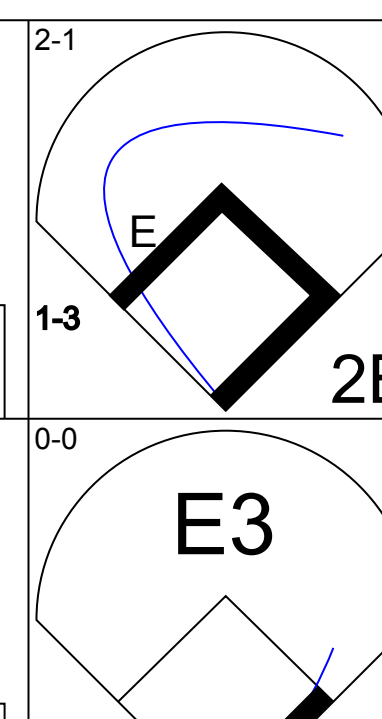
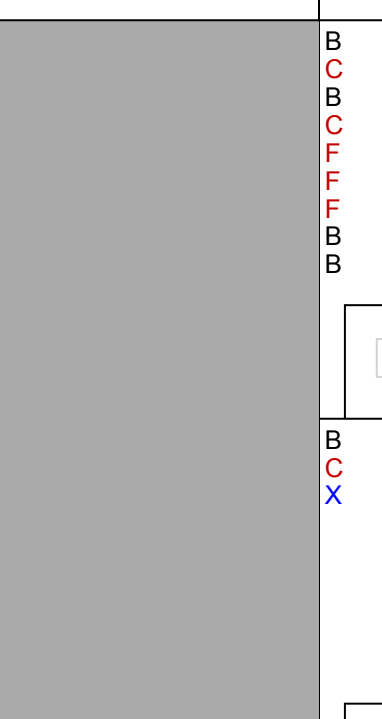
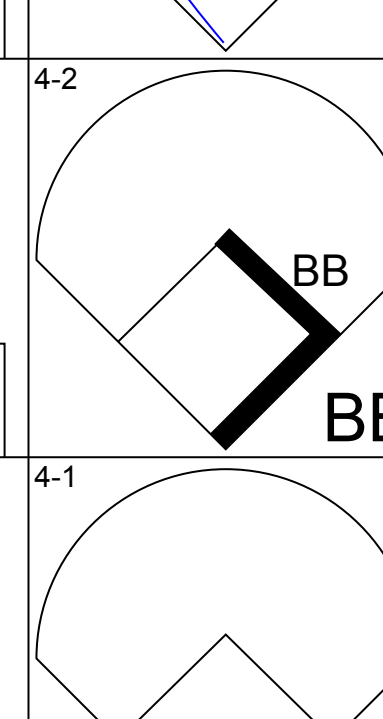
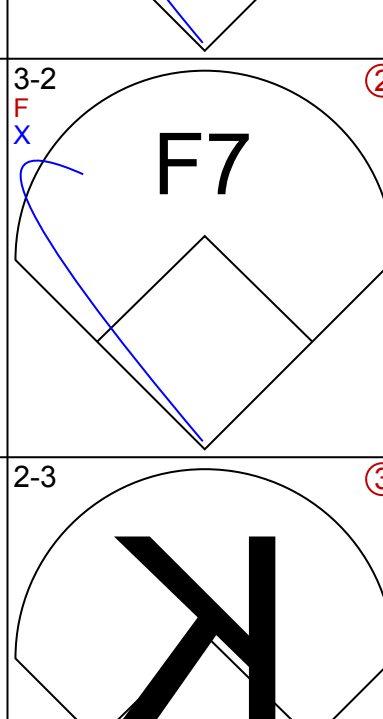
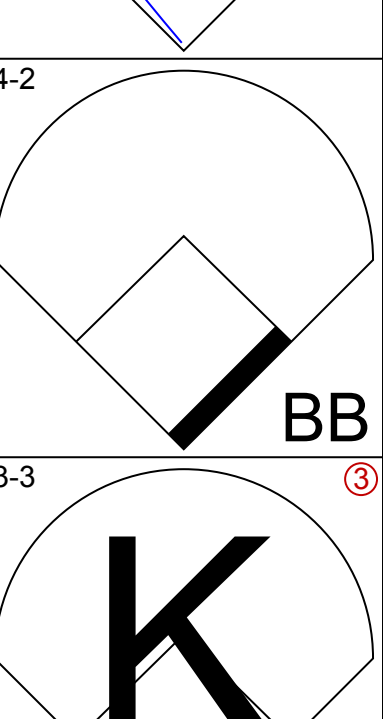
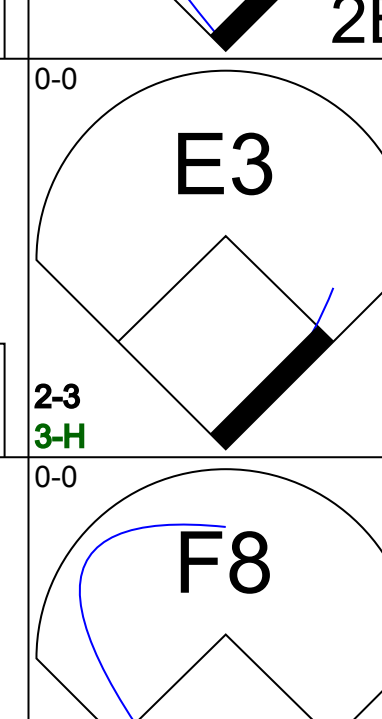

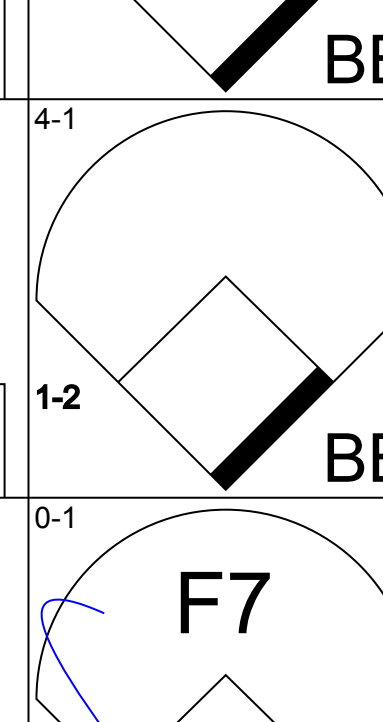
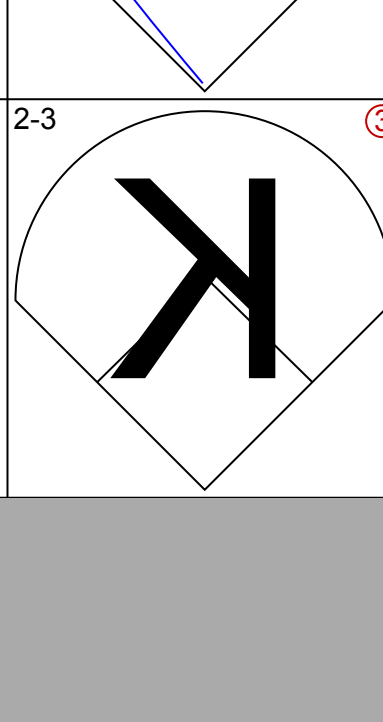

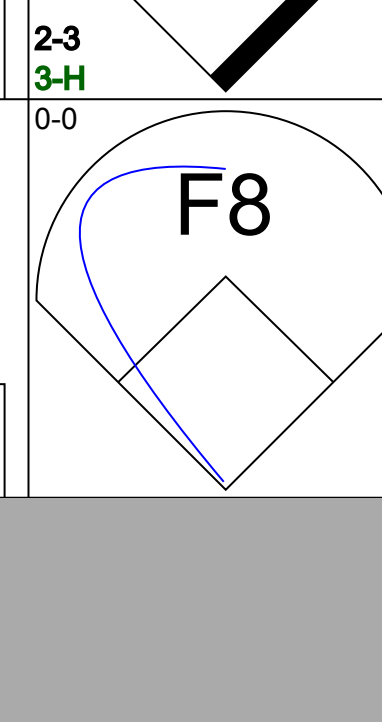
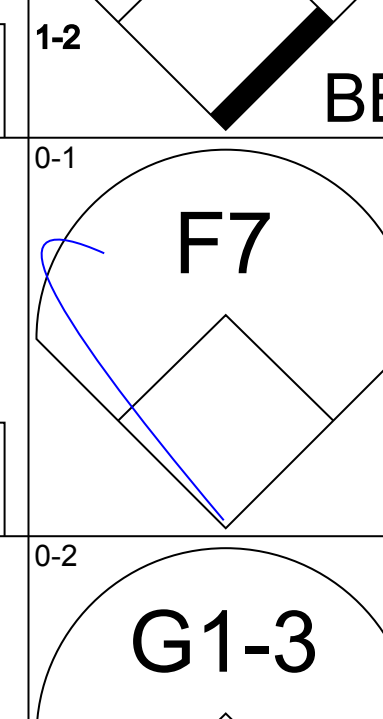
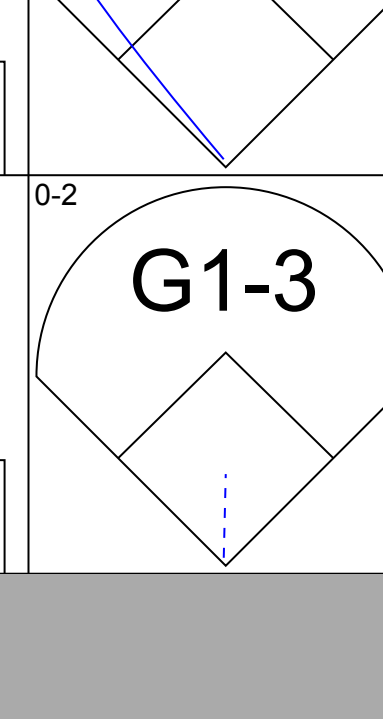
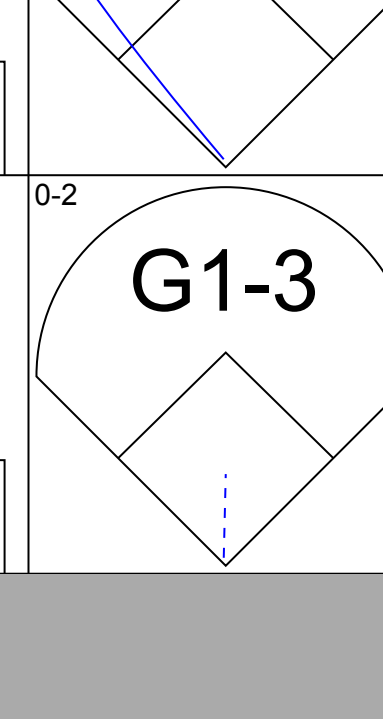
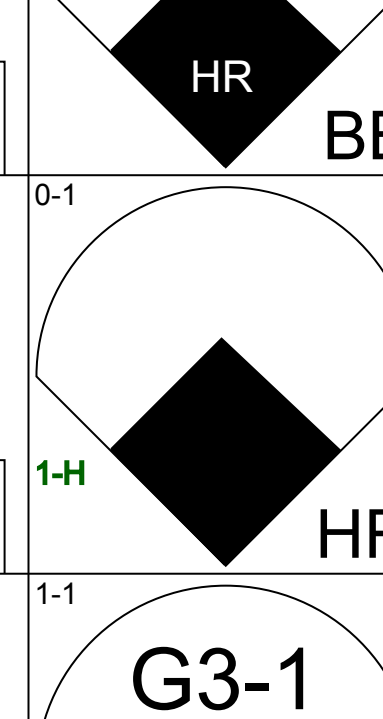

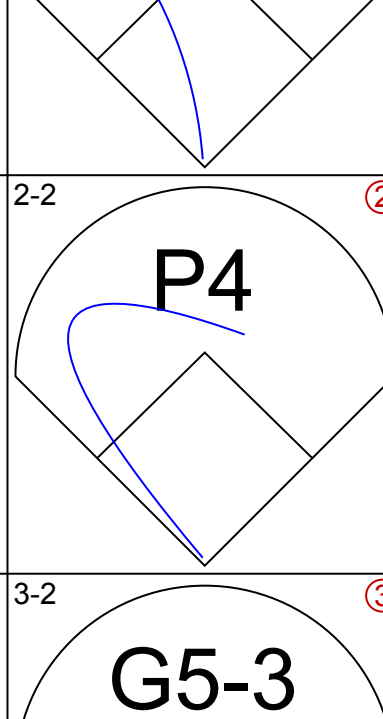
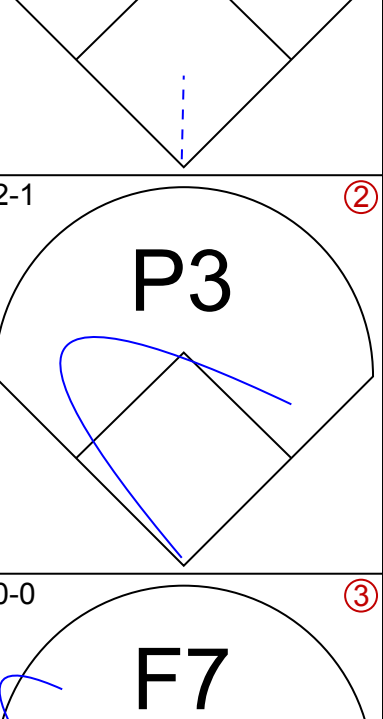
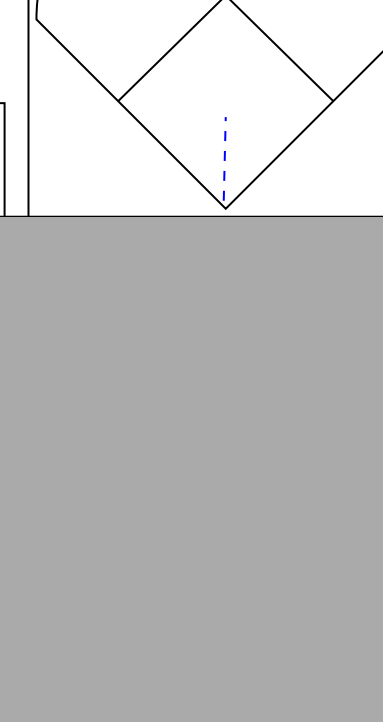
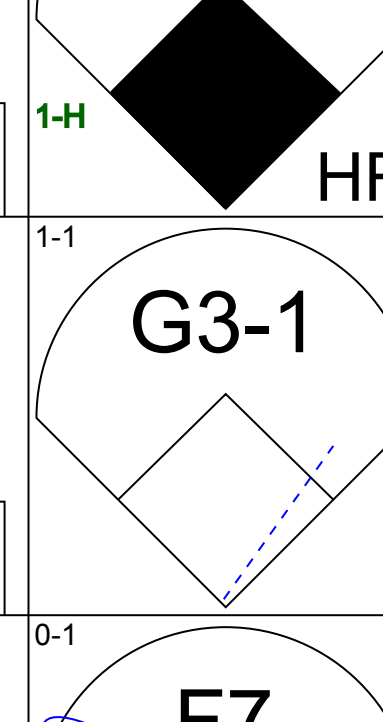

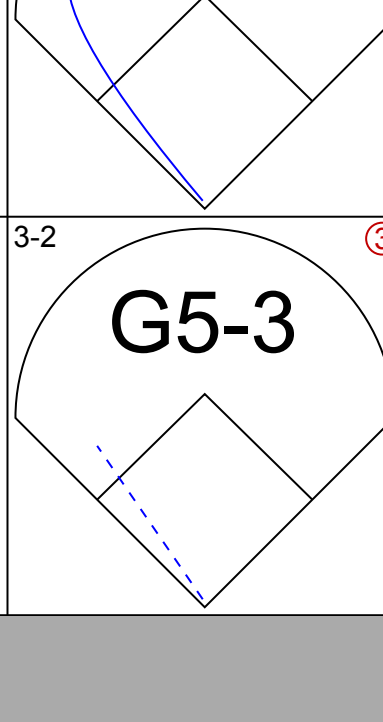
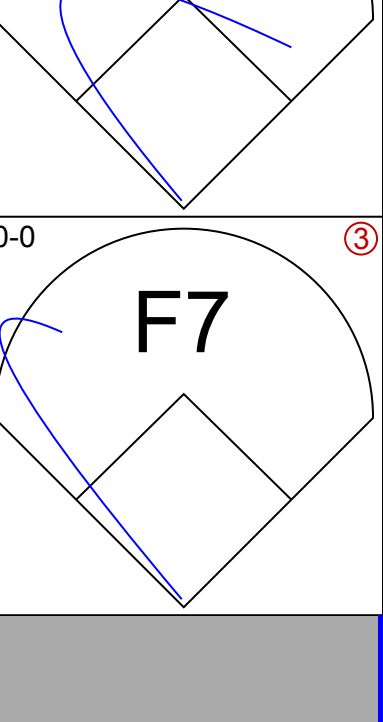
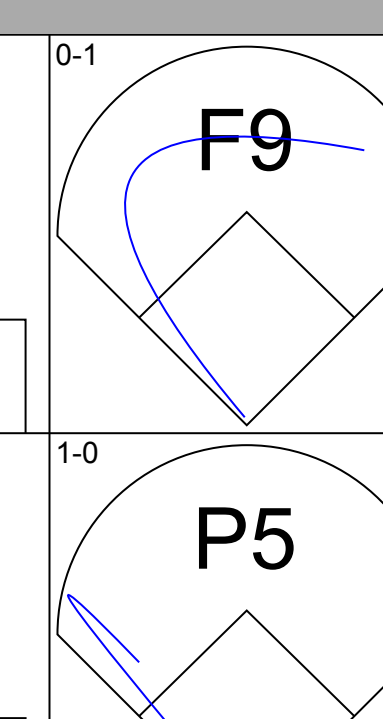
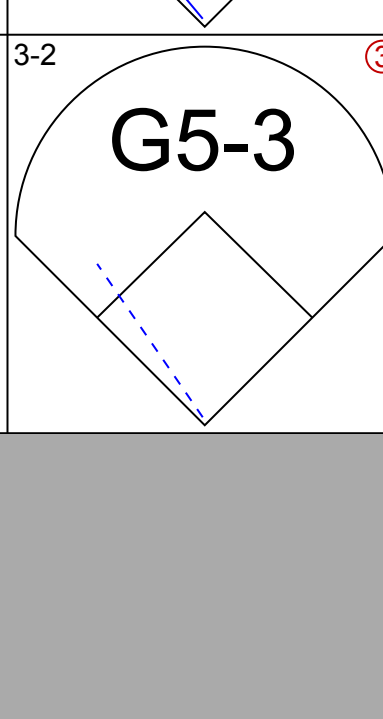
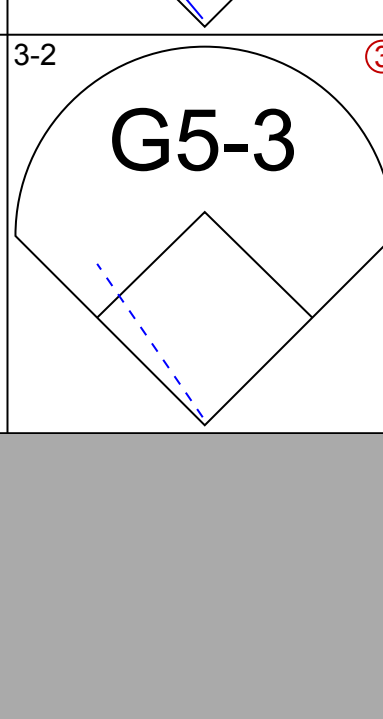
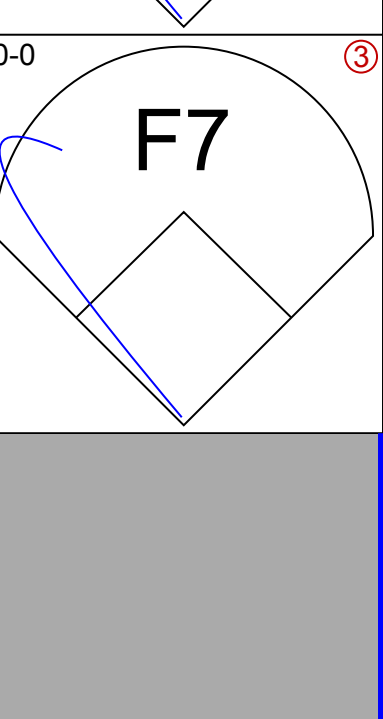
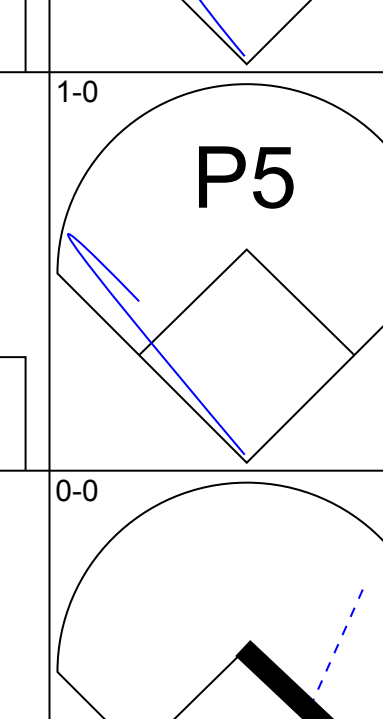
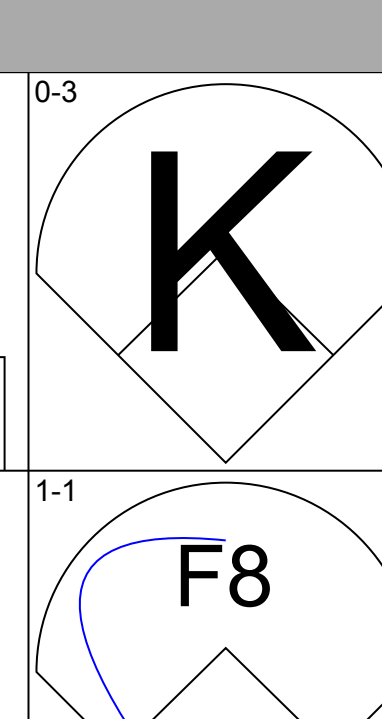
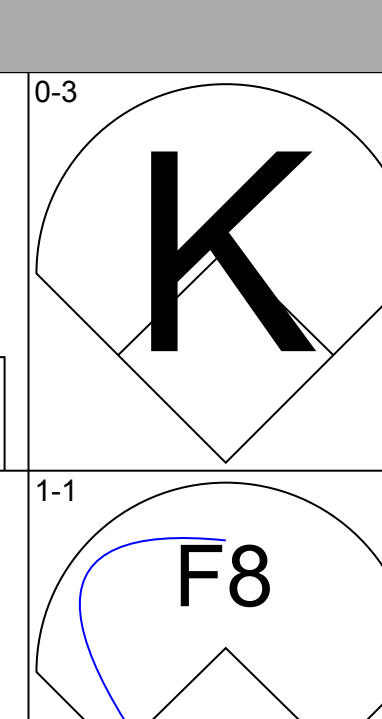
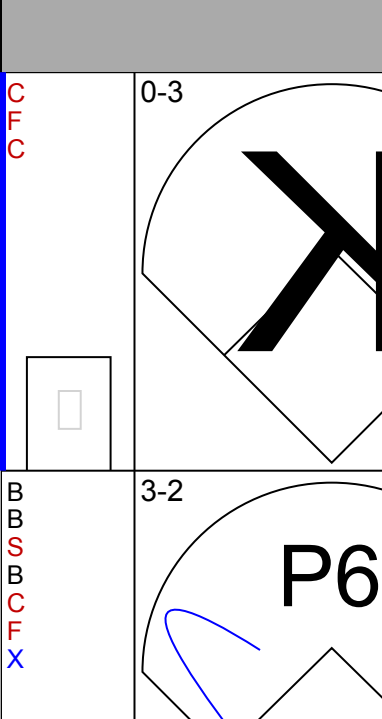
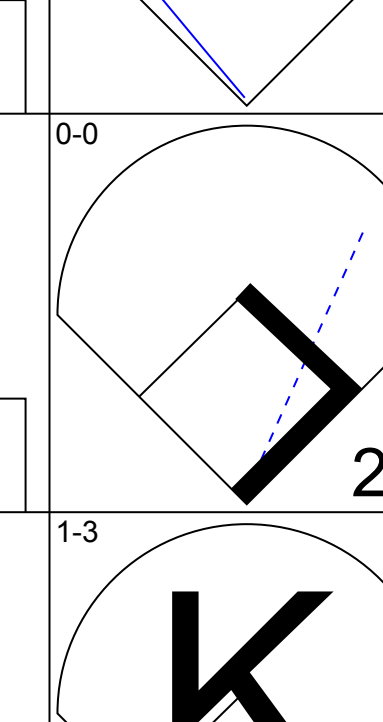
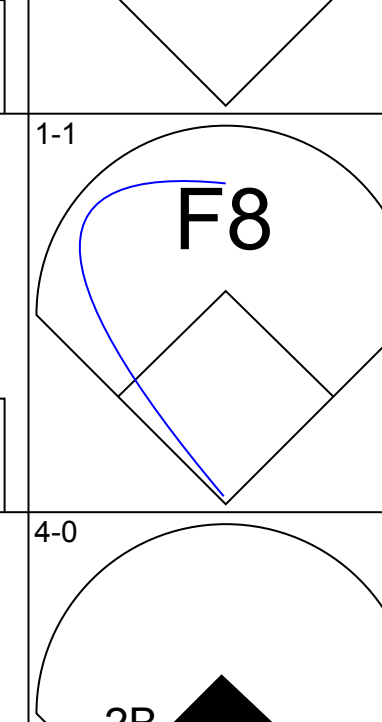
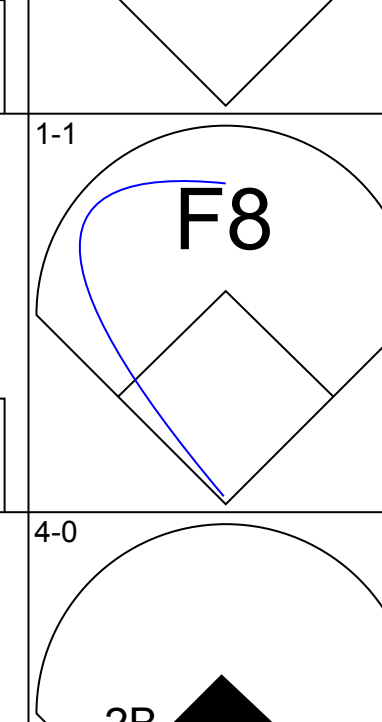
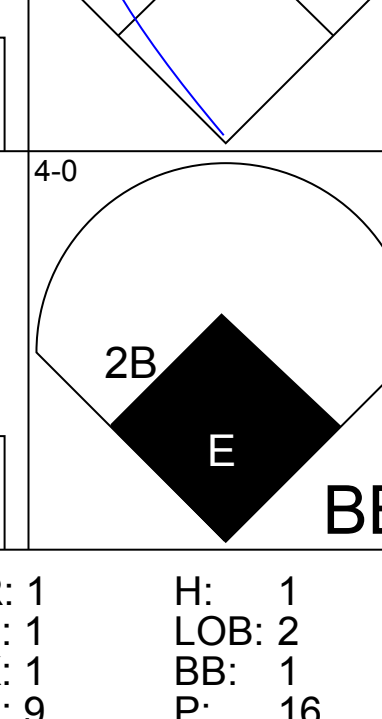
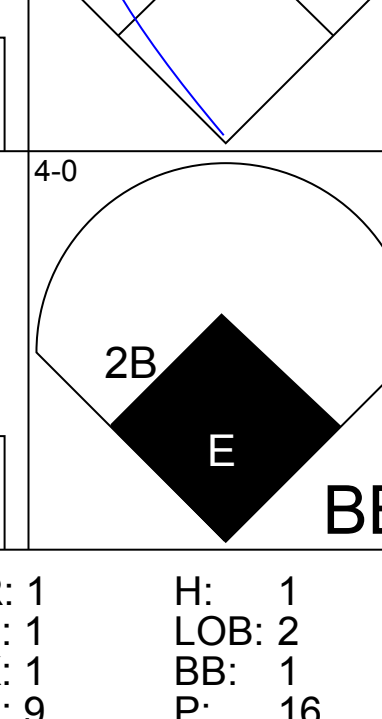
AB 30
R 2
H 6
RBI 2
BB 0
SO 4
LOB 4



Batter	1	2	3	4	5	6	7	8	9	AB	R	H	RBI	BB	SO	LOB	TOP			
Bip Roberts, S OBP: 0.388, SLG: 0.438 (1, 7)	G4-3			1B BB		G3		F9		3	1	0	0	1	0	2	San Diego Padres @ Philadelphia Phillies Veterans Stadium, Philadelphia, PA Tue Aug 22 1989, 7:05 PM EDT Att: 21,419 - Unknown livebaseballscorecards.com			
Roberto Alomar, S OBP: 0.327, SLG: 0.327 (1, 4)	L5			K						2	0	0	0	2	1					
Marvell Wynne, L OBP: 0.279, SLG: 0.350 (1, 8)	P4			G6-3 2-H 1B		L4		G4-3		4	0	1	1	0	0	4				
Jack Clark, R OBP: 0.392, SLG: 0.419 (1, 3)		K		G6-3						4	1	1	1	0	1	1				
Chris James, R OBP: 0.276, SLG: 0.374 (1, 9)		K		G6-3						3	0	0	0	0	2	1				
Gary Templeton, S OBP: 0.291, SLG: 0.364 (1, 6)					P6					4	0	0	0	0	0	1				
Benito Santiago, R OBP: 0.274, SLG: 0.354 (1, 2)										4	0	1	0	0	0	0				
Mike Pagliarulo, L OBP: 0.255, SLG: 0.282 (1, 5)										3	0	0	0	0	2	1				
Bruce Hurst, L OBP: 0.167, SLG: 0.052 (4, 1)										1	0	0	0	0	1	0				
Mark Grant, R OBP: 0.267, SLG: 0.083 (7, 1)										1	0	0	0	0	1	0				
Greg Harris, R OBP: 0.154, SLG: 0.083 (7, 9)										0	0	0	0	0	0	0				
Tony Gwynn, L OBP: 0.396, SLG: 0.436 (9, PH)										1	0	1	0	0	0	0				
Tim Flannery, L OBP: 0.305, SLG: 0.280 (9, PH)										0	0	0	0	1	0	0				
Inning Stats	R: 0 E: 0 K: 0 S: 7	H: 0 LOB: 0 BB: 0 P: 8	R: 0 E: 0 K: 2 S: 7	H: 0 LOB: 0 BB: 0 P: 10	R: 0 E: 0 K: 1 S: 8	H: 0 LOB: 0 BB: 0 P: 12	R: 1 E: 0 K: 1 S: 13	H: 1 LOB: 1 BB: 1 P: 21	R: 0 E: 0 K: 1 S: 10	H: 0 LOB: 0 BB: 0 P: 10	R: 0 E: 0 K: 1 S: 10	H: 0 LOB: 0 BB: 0 P: 15	R: 0 E: 0 K: 1 S: 18	H: 2 LOB: 3 BB: 1 P: 27	R: 1 E: 0 K: 0 S: 7	H: 1 LOB: 0 BB: 1 P: 13	1B: 2 2B: 1 3B: 0 HR: 1	SF: 0 SAC: 0 DP: 1 HBP: 0	WP: 0 PB: 0 SB: 2 CS: 0	PA: 34
PITCHER	IP WLS BF H R ER SO BB IBB HBP BLK WP HR S P ERA WHIP																			
Ken Howell, R ERA: 3.68	(1, 1) 7.0 W 24 1 1 1 7 2 0 0 0 0 0 0 62 94 1.29 0.429																			
Jeff Parrett, R ERA: 2.29	(8, 1) 1.0 8 3 1 1 1 2 0 0 0 0 1 20 33 9.00 5.000																			
Roger McDowell, R ERA: 2.22	(9, 1) 1.0 S 2 0 0 0 0 0 0 0 0 0 0 0 5 7 0.00 0.000																			

Batter	1	2	3	4	5	6	7	8	9	AB	R	H	RBI	BB	SO	LOB	BOTTOM			
Randy Ready, R OBP: 0.367, SLG: 0.407 (1, 7)	G6-3									2	0	0	0	0	0	0	San Diego Padres @ Philadelphia Phillies Veterans Stadium, Philadelphia, PA Tue Aug 22 1989, 7:05 PM EDT Att: 21,419 - Unknown livebaseballscorecards.com			
Lenny Dykstra, L OBP: 0.332, SLG: 0.383 (6, PH)										2	0	0	0	0	0	1				
Tom Herr, S OBP: 0.353, SLG: 0.361 (1, 4)	G4-3 1B									4	1	3	0	0	0	0				
Von Hayes, L OBP: 0.384, SLG: 0.449 (7, 9)	G4-3 2B									3	0	0	0	1	0	2				
Ricky Jordan, R OBP: 0.311, SLG: 0.396 (1, 3)										4	0	2	1	0	0	3				
John Kruk, L OBP: 0.386, SLG: 0.442 (7, 7)	L7									3	1	0	0	1	0	3				
Charlie Hayes, R OBP: 0.286, SLG: 0.397 (1, 5)										3	1	2	0	0	0	0				
Dickie Thon, R OBP: 0.297, SLG: 0.377 (1, 6)										3	1	1	1	0	1	1				
Darren Daulton, L OBP: 0.295, SLG: 0.312 (1, 2)										2	0	0	0	0	1	1				
Ken Howell, R OBP: 0.154, SLG: 0.143 (7, PH)										2	0	0	0	0	1	1				
Dwayne Murphy, L OBP: 0.342, SLG: 0.420 (8, 1)										1	0	1	1	0	0	0				
Jeff Parrett, R ERA: 2.98										0	0	0	0	0	0	0				
Roger McDowell, R OBP: 0.333, SLG: 0.333 (9, 1)										0	0	0	0	0	0	0				
Inning Stats	R: 1 E: 0 K: 0 S: 9	H: 2 LOB: 1 BB: 0 P: 19	R: 0 E: 0 K: 2 S: 10	H: 1 LOB: 1 BB: 0 P: 18	R: 0 E: 0 K: 0 S: 6	H: 0 LOB: 0 BB: 0 P: 11	R: 0 E: 0 K: 0 S: 5	H: 1 LOB: 0 BB: 0 P: 6	R: 0 E: 0 K: 1 S: 9	H: 0 LOB: 0 BB: 0 P: 12	R: 0 E: 0 K: 0 S: 6	H: 1 LOB: 1 BB: 1 P: 14	R: 3 E: 0 K: 0 S: 15	H: 3 LOB: 0 BB: 0 P: 22	R: 0 E: 0 K: 0 S: 7	H: 1 LOB: 1 BB: 0 P: 10	1B: 8 2B: 2 3B: 0 HR: 0	SF: 0 SAC: 1 DP: 3 HBP: 0	WP: 0 PB: 1 SB: 0 CS: 0	PA: 32
PITCHER	IP WLS BF H R ER SO BB IBB HBP BLK WP HR S P ERA WHIP																			
Bruce Hurst, L ERA: 2.98	(1, 1) 3.0 L 12 3 2 2 1 2 0 0 0 0 0 0 25 48 3.00 1.000																			
Mark Grant, R ERA: 2.98	(4, 1) 3.0 L 12 3 2 2 1 2 0 0 0 0 0 0 22 38 6.00 1.667																			
Greg Harris, R ERA: 3.22	(7, 1) 2.0 8 3 1 1 0 0 0 0 0 0 0 0 20 26 4.50 1.500																			

Batter	1	2	3	4	5	6	7	8	9	AB	R	H	RBI	BB	SO	LOB	TOP			
Bip Roberts, S OBP: 0.381, SLG: 0.428 (1, 6)										5	0	0	0	0	1	3	San Diego Padres @ Philadelphia Phillies Veterans Stadium, Philadelphia, PA Wed Aug 23 1989, 7:05 PM EDT Att: 20,455 - Unknown			
Roberto Alomar, S OBP: 0.329, SLG: 0.330 (1, 4)										5	2	3	1	0	1	1				
Jack Clark, R OBP: 0.394, SLG: 0.416 (1, 3)										2	1	0	0	3	1	1				
Chris James, R OBP: 0.280, SLG: 0.379 (1, 9)										5	1	3	1	0	1	2				
Carmelo Martinez, R OBP: 0.304, SLG: 0.366 (1, 7)										5	1	2	1	0	1	5				
Luis Salazar, R OBP: 0.306, SLG: 0.417 (1, 5)										4	1	1	2	1	0	2				
Benito Santiago, R OBP: 0.273, SLG: 0.350 (1, 2)										4	0	0	0	1	2	3				
Shawn Abner, R OBP: 0.205, SLG: 0.269 (1, 8)										4	1	2	1	0	1	2				
Andy Benes, R OBP: 0.143, SLG: 0.143 (1, 1)										3	0	0	0	0	2	3				
Tim Flannery, L OBP: 0.311, SLG: 0.286 (8, PH)										1	0	1	0	0	0	0				
Mark Davis, L (8, 1)										0	0	0	0	0	0	0				
Inning Stats	R: 0 E: 0 K: 2 S: 9	H: 0 LOB: 0 BB: 0 P: 15	R: 1 E: 0 K: 1 S: 9	H: 2 LOB: 1 BB: 0 P: 14	R: 1 E: 0 K: 1 S: 11	H: 2 LOB: 2 BB: 1 P: 19	R: 1 E: 0 K: 0 S: 16	H: 2 LOB: 1 BB: 1 P: 24	R: 2 E: 1 K: 2 S: 16	H: 2 LOB: 1 BB: 0 P: 26	R: 1 E: 0 K: 2 S: 12	H: 2 LOB: 1 BB: 0 P: 19	R: 0 E: 0 K: 0 S: 11	H: 1 LOB: 2 BB: 1 P: 20	R: 0 E: 0 K: 0 S: 7	H: 0 LOB: 0 BB: 0 P: 11	1B: 9 2B: 2 3B: 0 HR: 1	SF: 0 SAC: 0 DP: 1 HBP: 0	WP: 3 PA: 43 PB: 0 SB: 5 CS: 0	
PITCHER	IP	WLS	BF	H	R	ER	SO	BB	IBB	HBP	BLK	WP	HR	S	P	ERA	WHIP			
Bruce Ruffin, L ERA: 5.44	(1, 1)	4.0	L	22	8	5	4	4	2	1	0	0	1	0	49	80	9.00	2.500		
Todd Frohwrth, R ERA: 4.09	(5, 1)	3.0		13	3	2	2	6	1	0	0	0	1	1	35	56	6.00	1.333		
Larry McWilliams, L ERA: 4.04	(8, 1)	2.0		8	1	0	0	0	1	0	0	0	1	0	18	31	0.00	1.000		

Batter	1	2	3	4	5	6	7	8	9	AB	R	H	RBI	BB	SO	LOB	BOTTOM				
Lenny Dykstra, L OBP: 0.333, SLG: 0.384 (1, 8)										4	0	1	0	1	0	0	San Diego Padres @ Philadelphia Phillies Veterans Stadium, Philadelphia, PA Wed Aug 23 1989, 7:05 PM EDT Att: 20,455 - Unknown				
Tom Herr, S OBP: 0.353, SLG: 0.359 (1, 4)										3	0	0	0	2	0	3					
Von Hayes, L OBP: 0.363, SLG: 0.445 (1, 9)										3	0	0	0	1	2	3					
Larry McWilliams, L OBP: 0.111, SLG: 0.185 (8, 1)										0	0	0	0	0	0	0					
John Kruk, L OBP: 0.384, SLG: 0.437 (1, 7)										3	1	0	0	1	0	2					
Ricky Jordan, R OBP: 0.311, SLG: 0.402 (1, 3)										4	1	1	2	0	0	2					
Charlie Hayes, R OBP: 0.281, SLG: 0.389 (1, 5)										4	0	0	0	0	0	0					
Darren Daulton, L OBP: 0.292, SLG: 0.309 (1, 2)										3	0	0	0	0	1	0					
Bob Dernier, R OBP: 0.242, SLG: 0.233 (9, PH)										1	0	0	0	0	1	0					
Steve Jeltz, S OBP: 0.382, SLG: 0.361 (1, 6)										2	0	1	0	0	0	0					
Bruce Ruffin, S OBP: 0.228, SLG: 0.167 (5, 1)										1	0	0	0	0	1	1					
Dickie Thorn, R OBP: 0.290, SLG: 0.385 (5, 6)										0	0	0	0	0	0	0					
Curt Ford, L OBP: 0.278, SLG: 0.303 (7, PH)										2	1	1	0	1	0	0					
Randy Ready, R OBP: 0.205, SLG: 0.405 (9, PH)										1	0	0	0	0	0	0					
Inning Stats	R: 0 E: 0 K: 0 S: 12	H: 0 LOB: 2 BB: 2 P: 22	R: 0 E: 0 K: 1 S: 7	H: 1 LOB: 1 BB: 0 P: 9	R: 0 E: 0 K: 1 S: 12	H: 0 LOB: 0 BB: 0 P: 18	R: 2 E: 0 K: 0 S: 8	H: 1 LOB: 0 BB: 1 P: 13	R: 0 E: 0 K: 1 S: 10	H: 0 LOB: 0 BB: 1 P: 19	R: 0 E: 0 K: 0 S: 8	H: 0 LOB: 0 BB: 0 P: 16	R: 1 E: 1 K: 1 S: 9	H: 1 LOB: 2 BB: 1 P: 16	R: 0 E: 0 K: 0 S: 6	H: 0 LOB: 0 BB: 0 P: 11	R: 0 E: 0 K: 1 S: 22	H: 1 LOB: 2 BB: 1 P: 33	1B: 0 2B: 2 3B: 1 HR: 1	SF: 0 SAC: 0 DP: 0 HBP: 0	WP: 0 PA: 38 PB: 0 SB: 0 CS: 0
PITCHER	IP	WLS	BF	H	R	ER	SO	BB	IBB	HBP	BLK	WP	HR	S	P	ERA	WHIP				
Andy Benes, R ERA: 5.59	(1, 1)	7.0	W	30	3	3	2	4	5	0	0	0	0	0	0	0	2.57	1.143			
Mark Davis, L ERA: 2.16	(8, 1)	2.0		8	1	0	0	1	1	0	0	0	0	0	28	44	0.00	1.000			

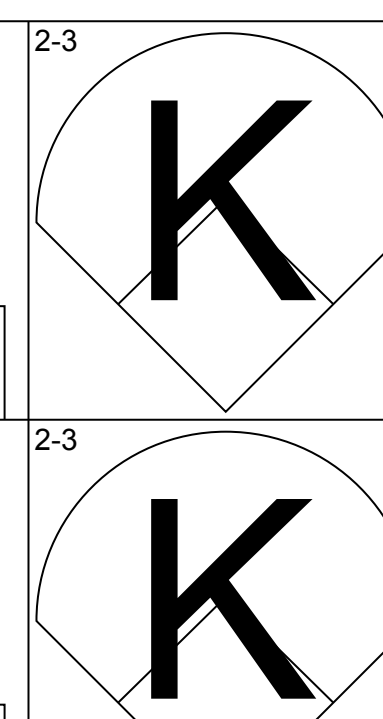
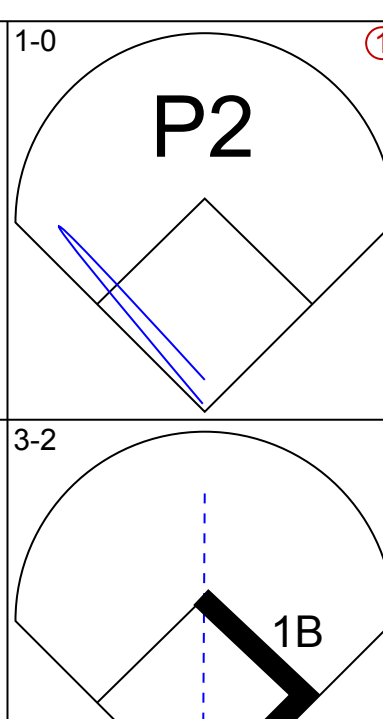
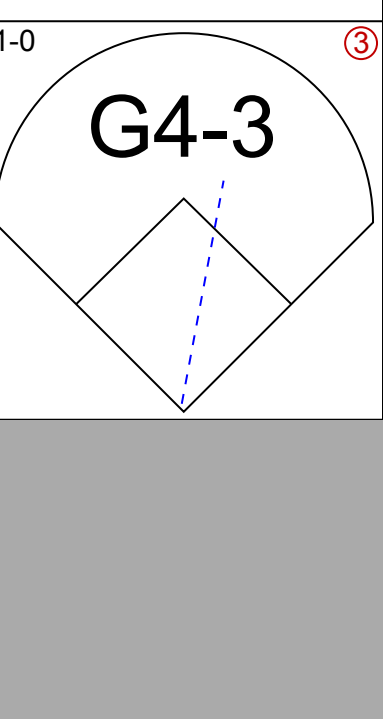
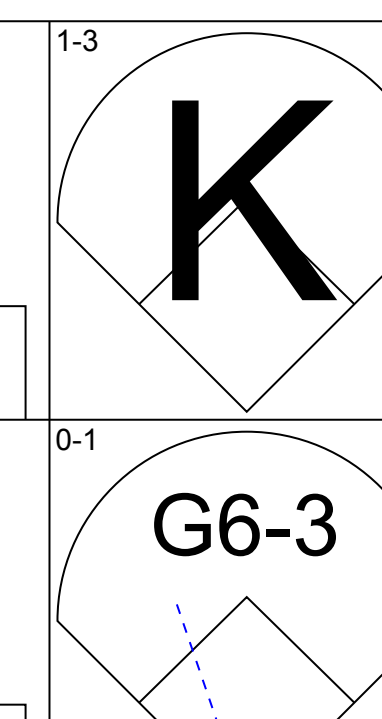
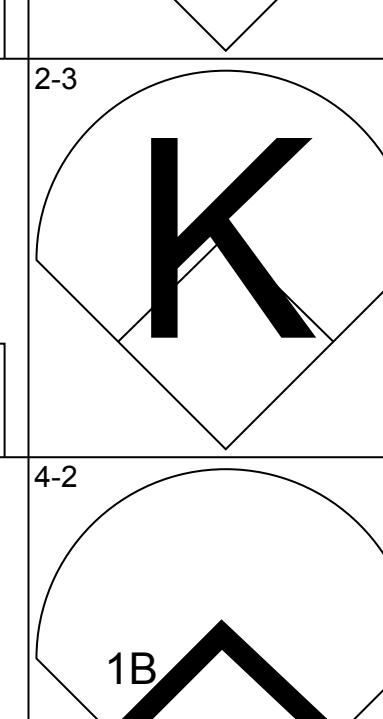
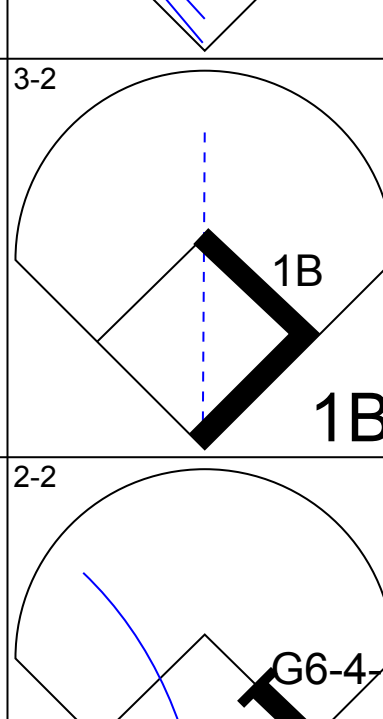
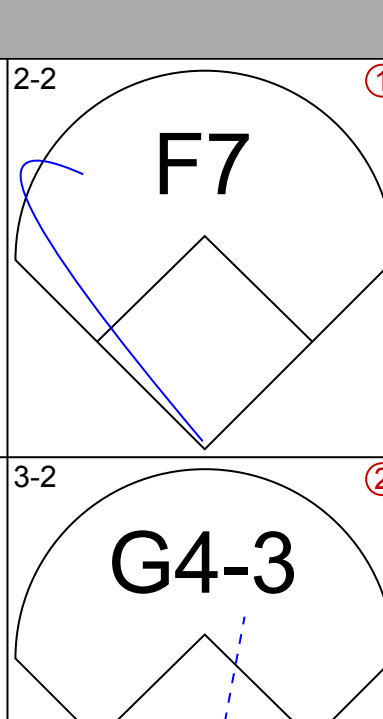
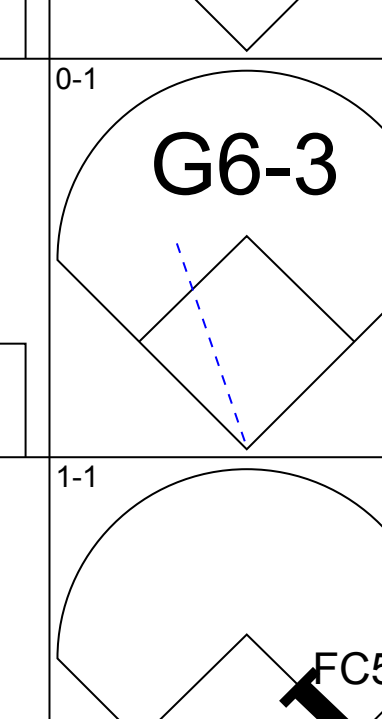
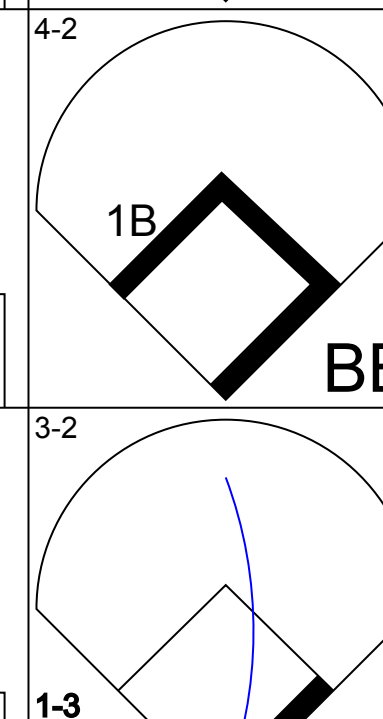
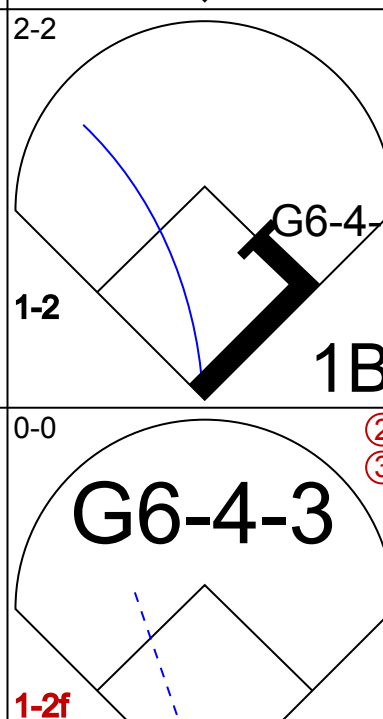
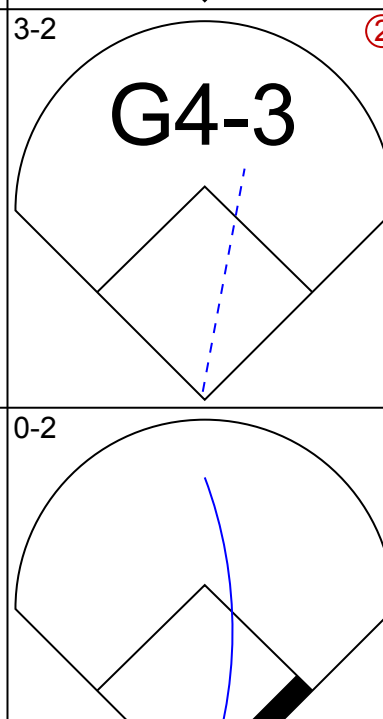
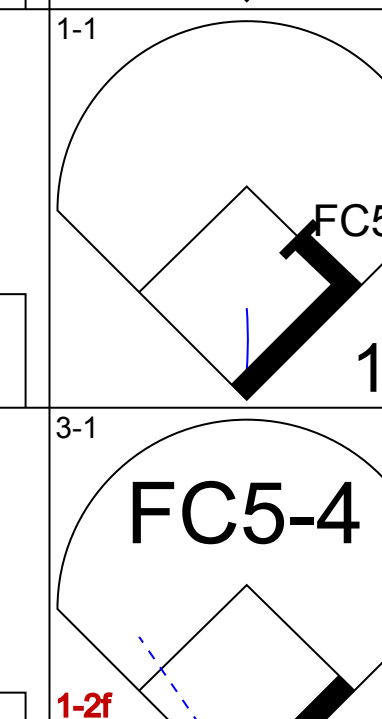
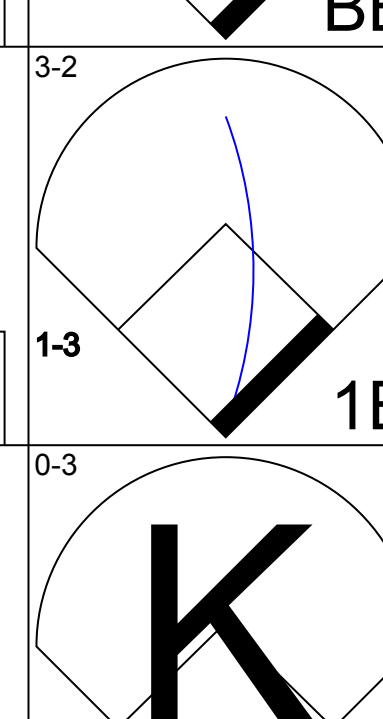
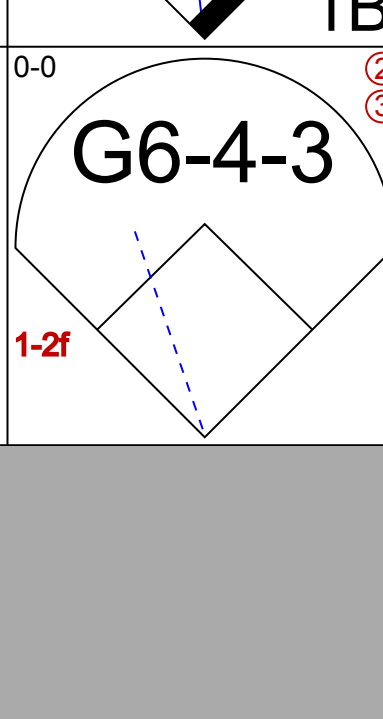
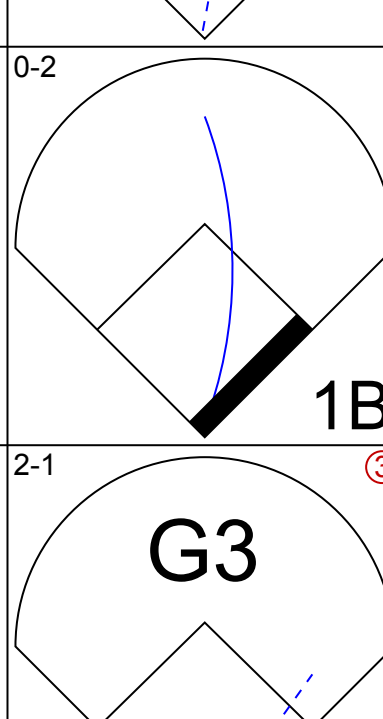
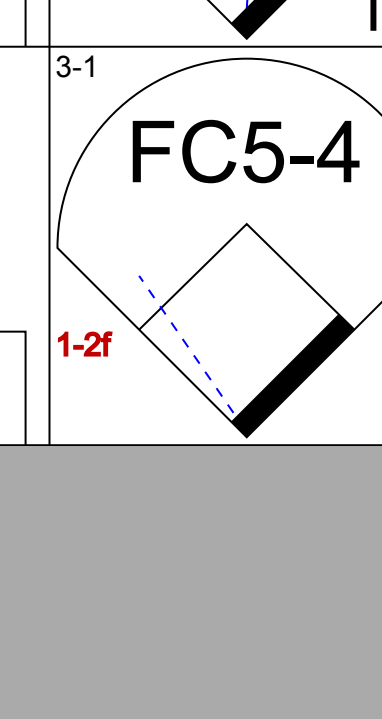
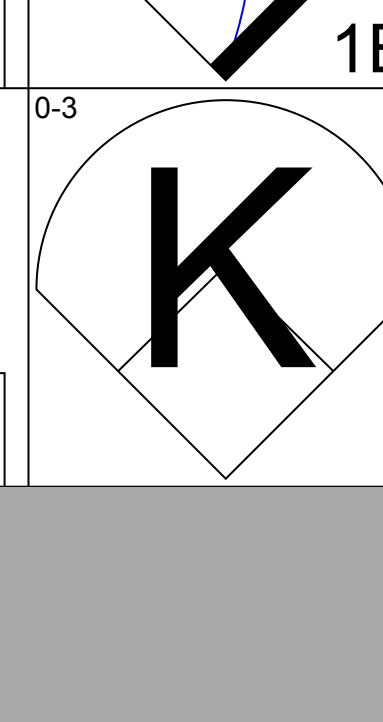
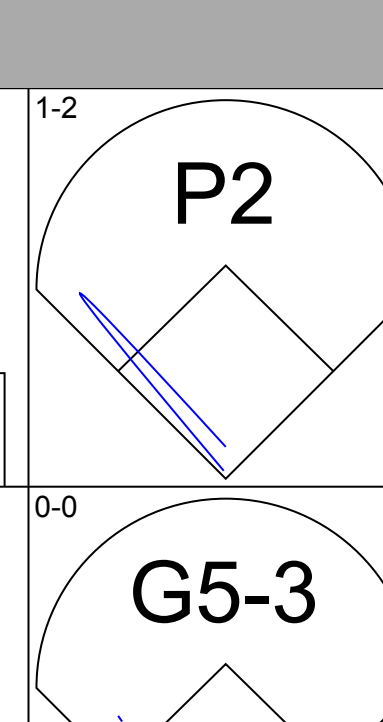
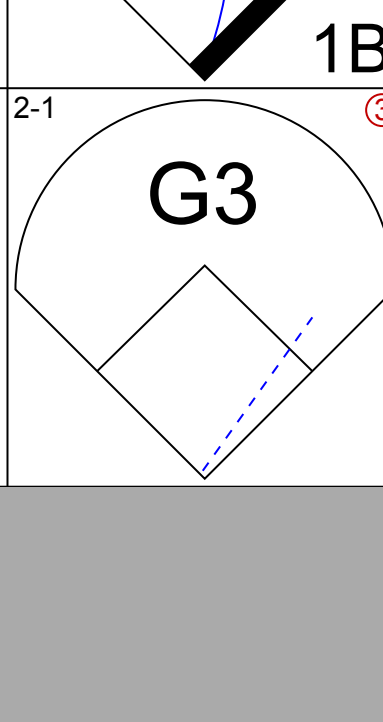
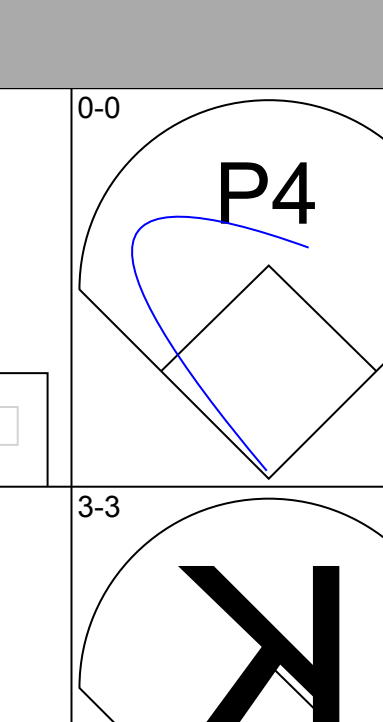
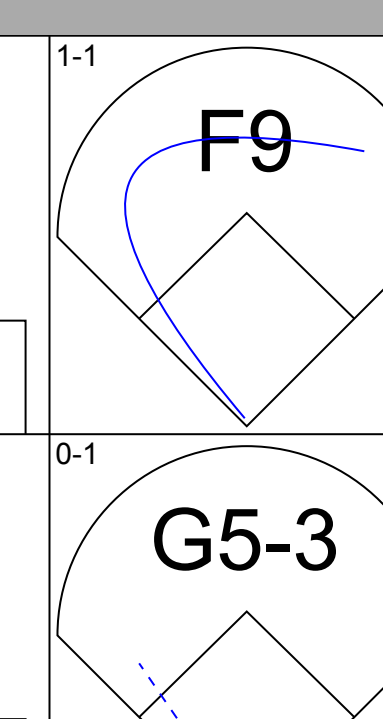
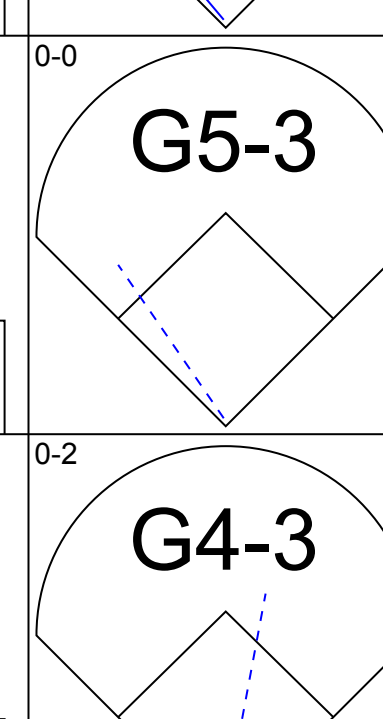
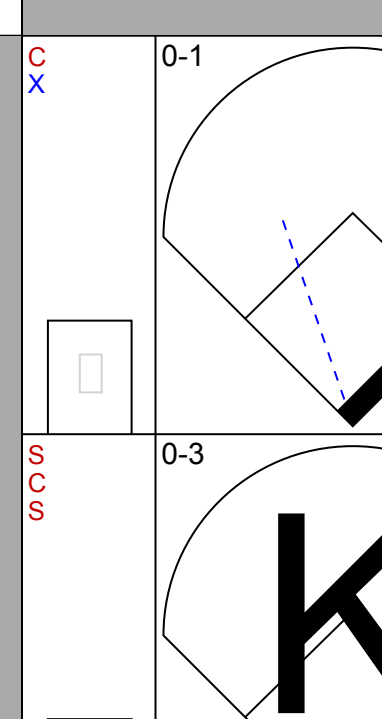
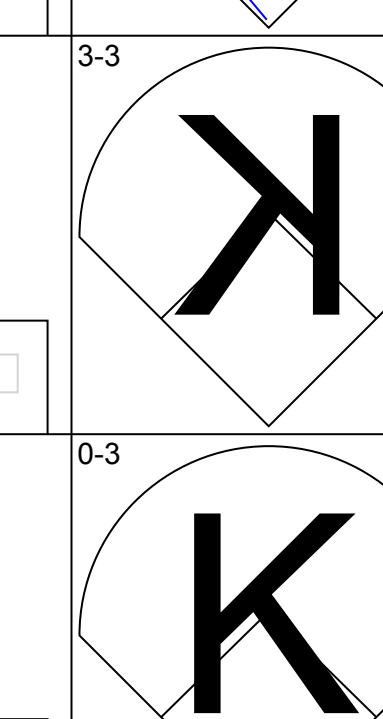
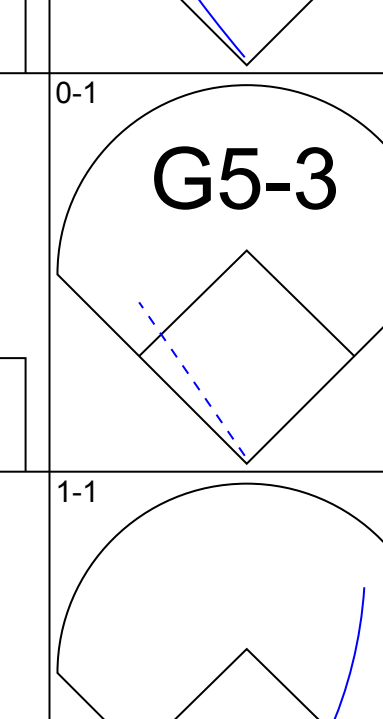
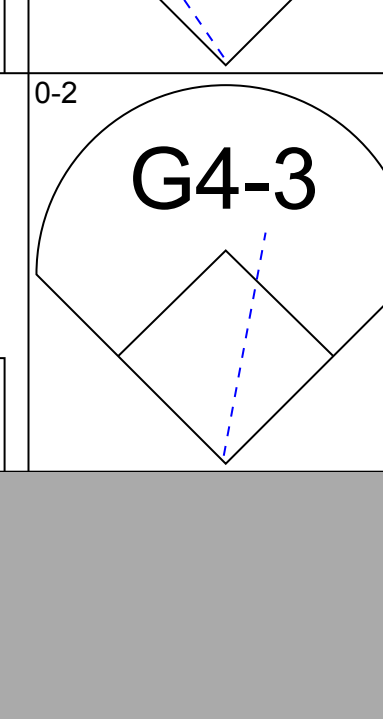
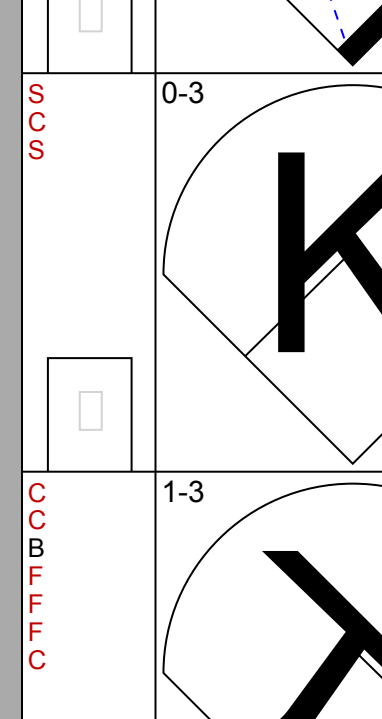
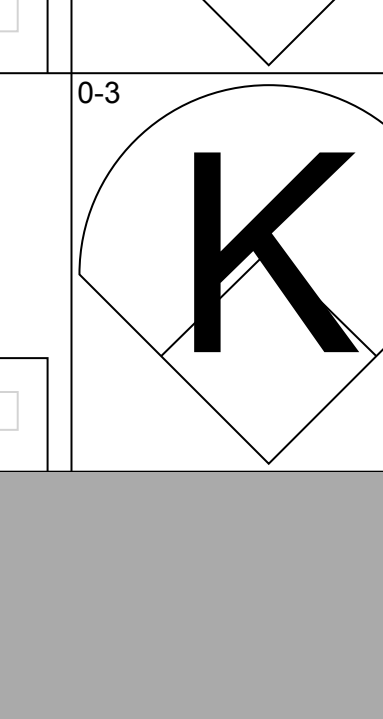
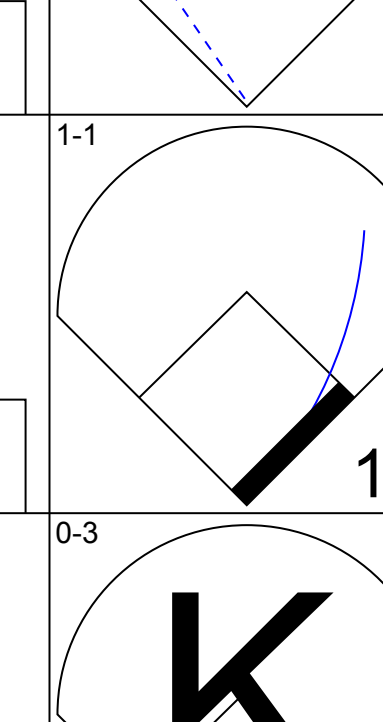
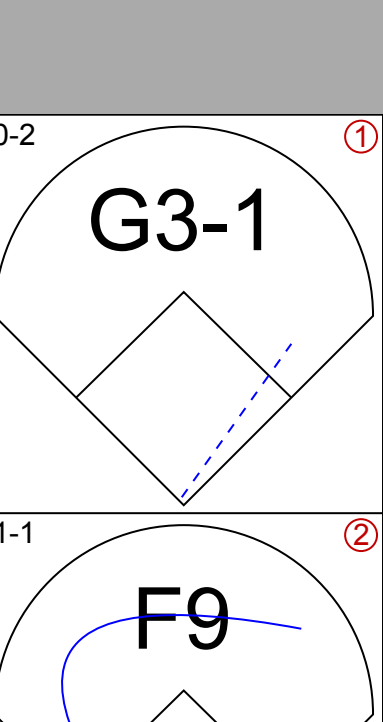
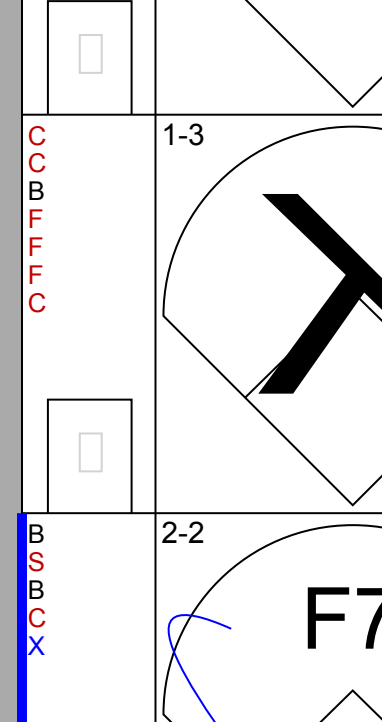

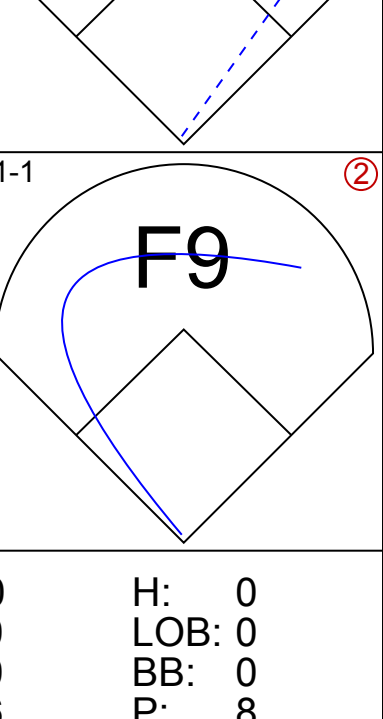
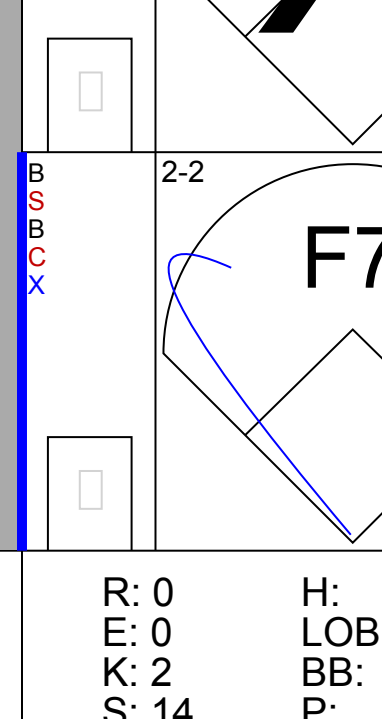


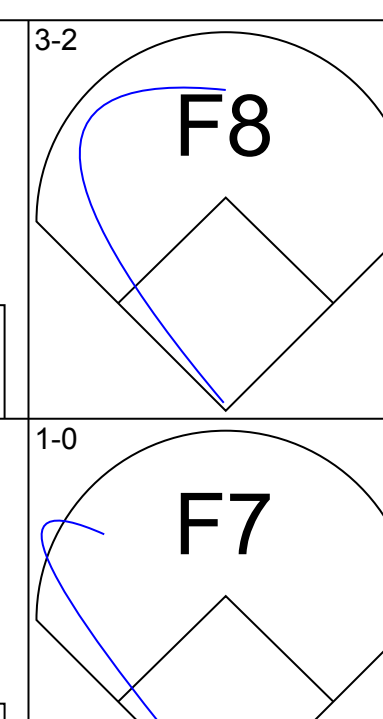
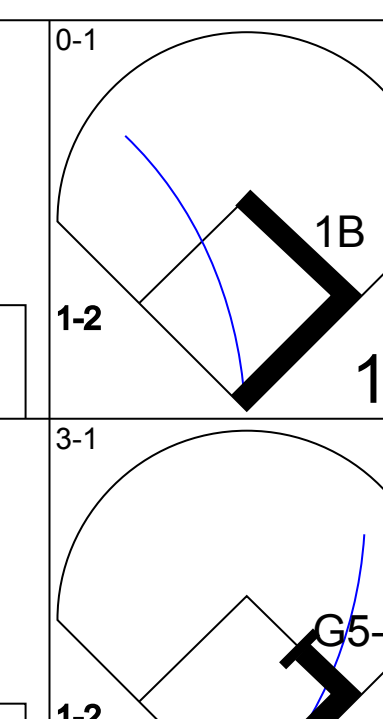
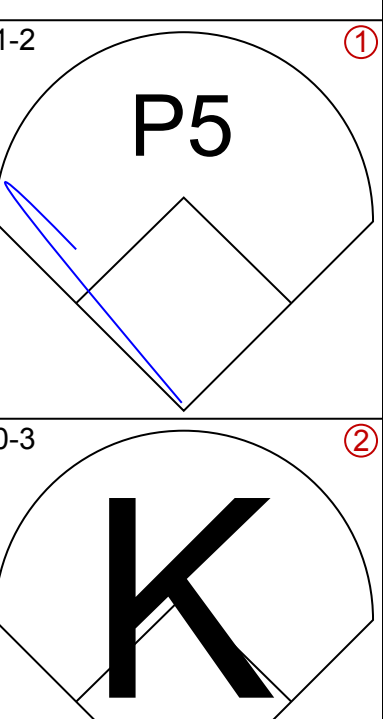
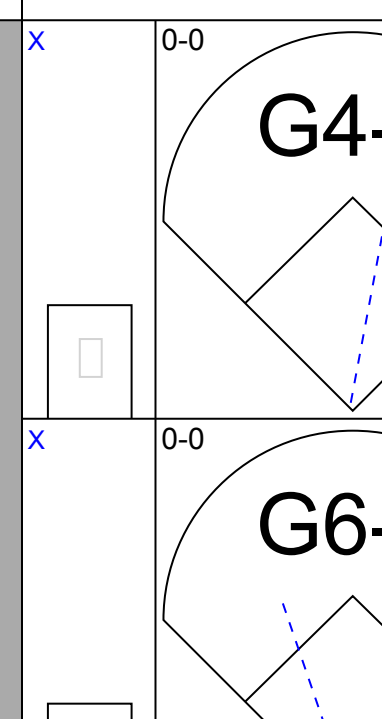
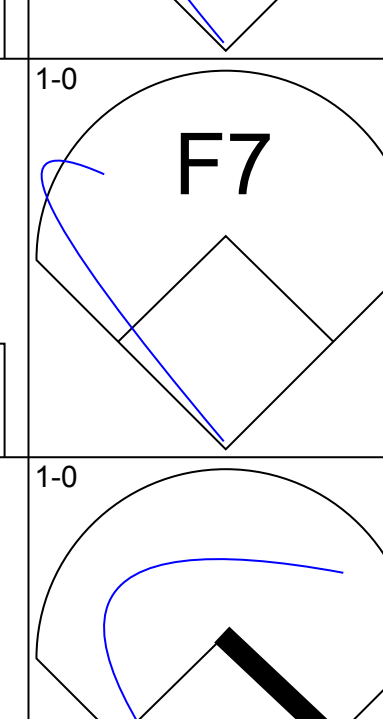
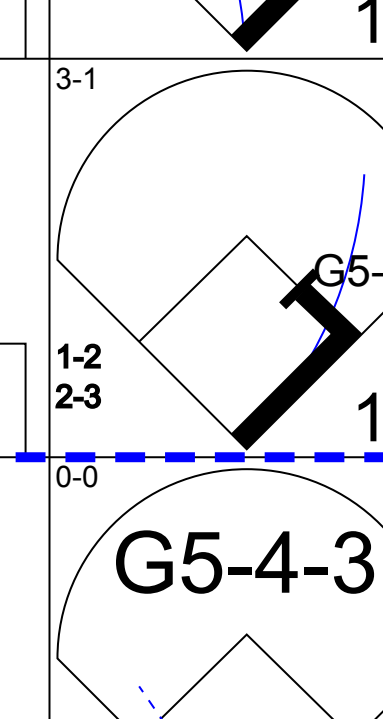
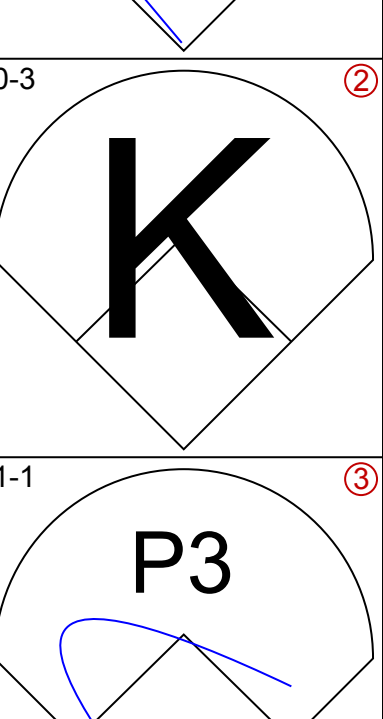
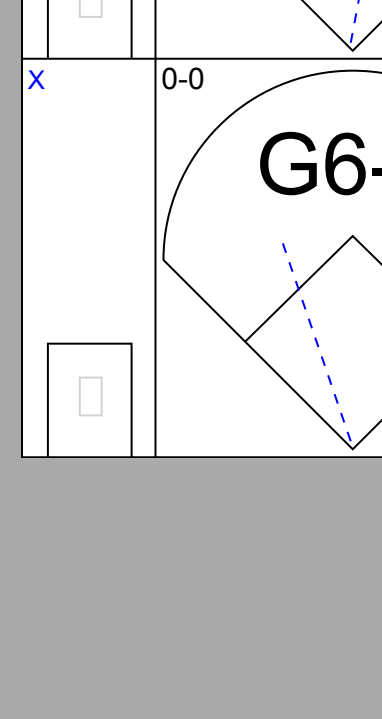
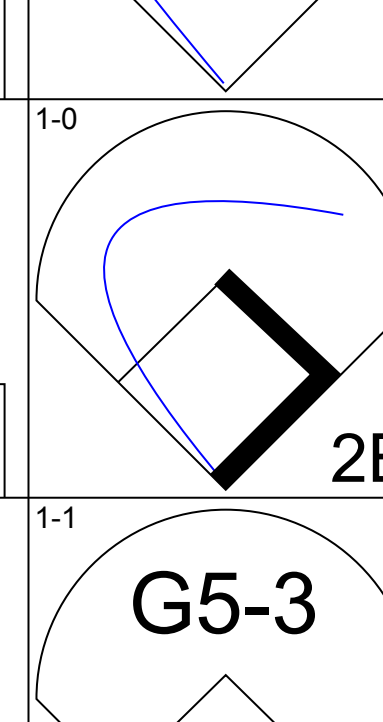
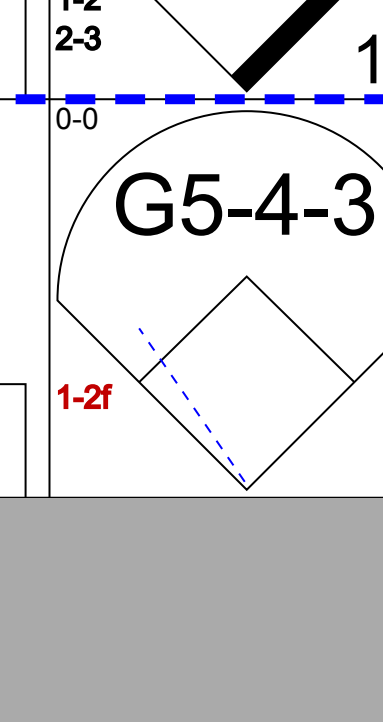
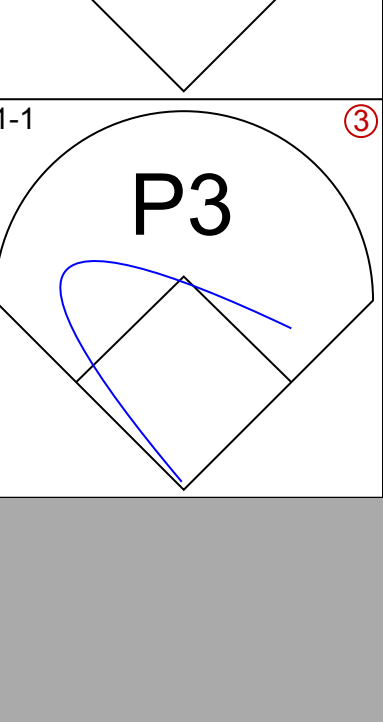
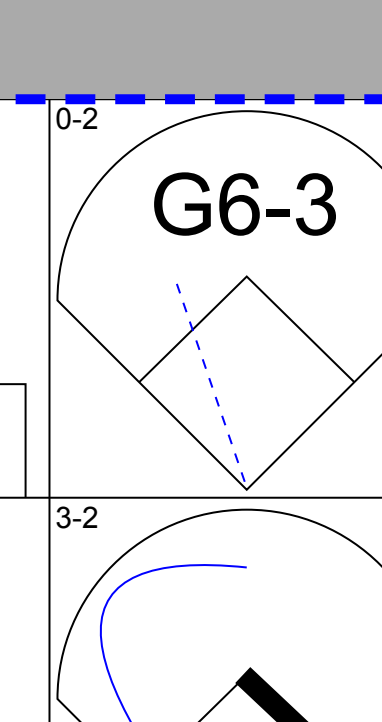
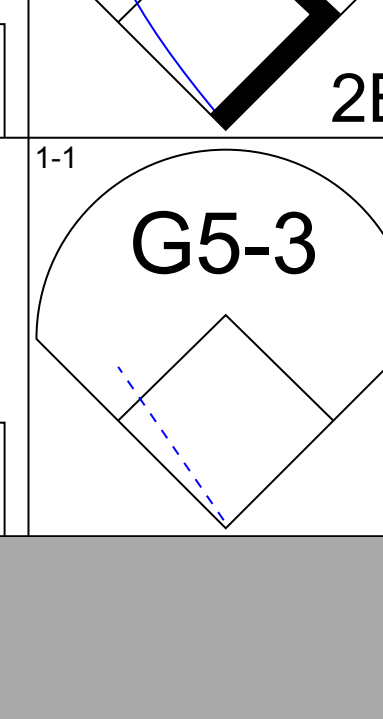
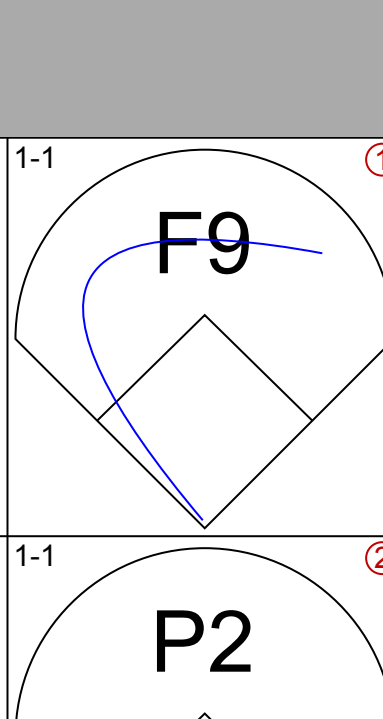
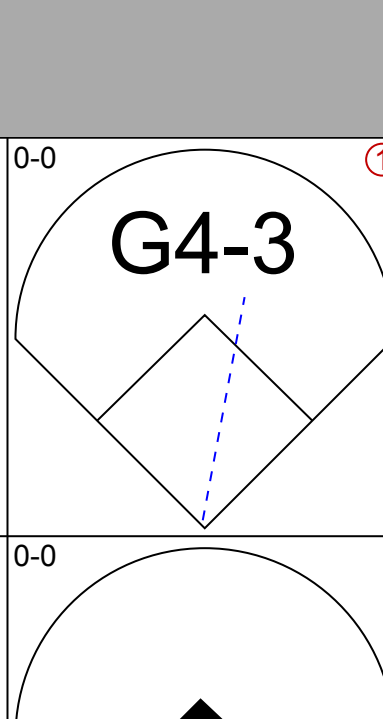
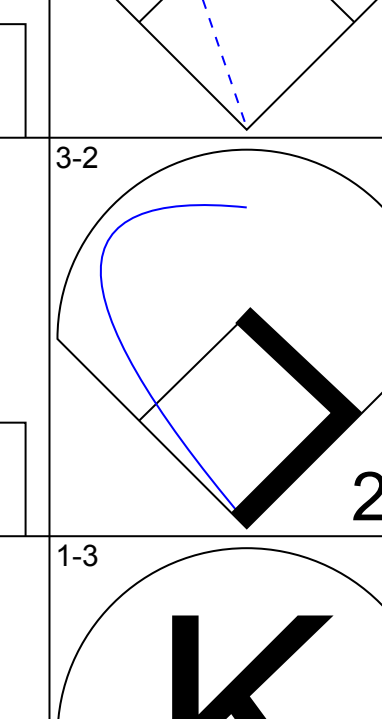
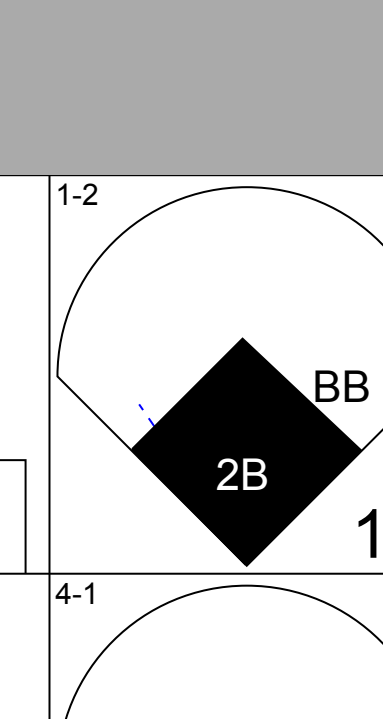
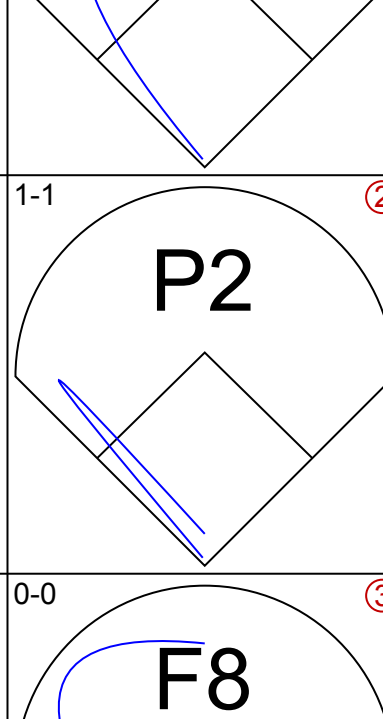
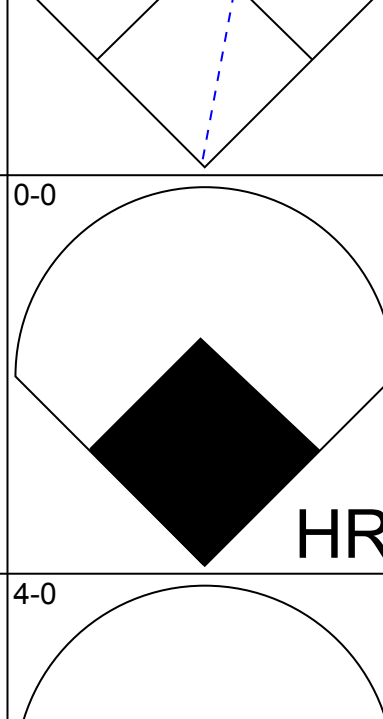
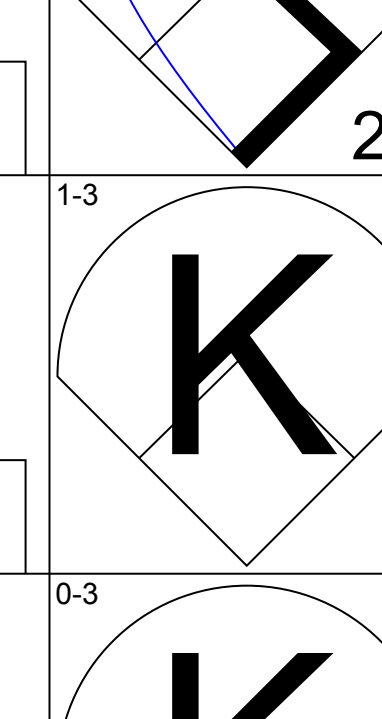
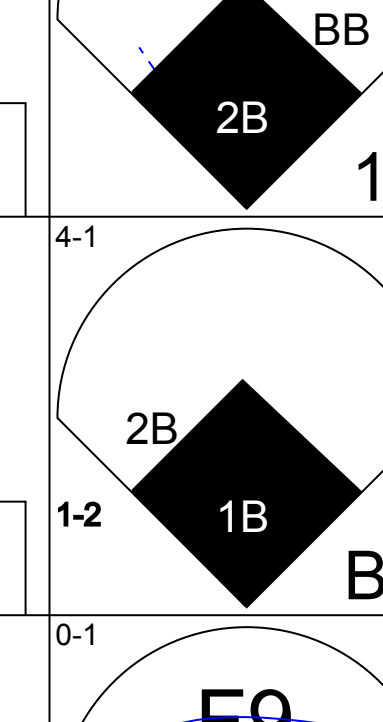
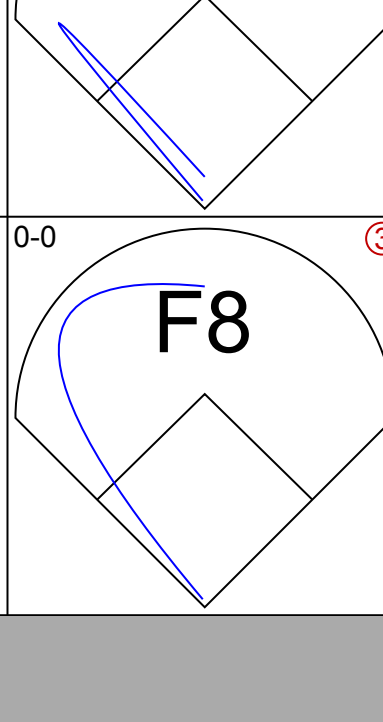
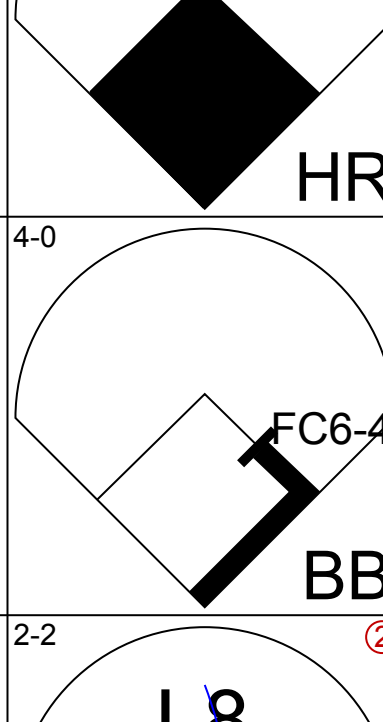
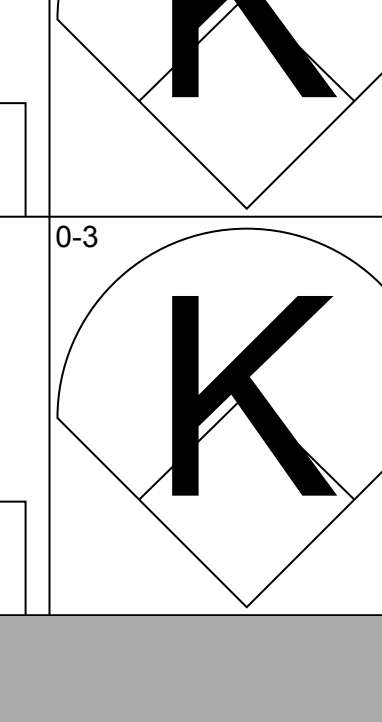
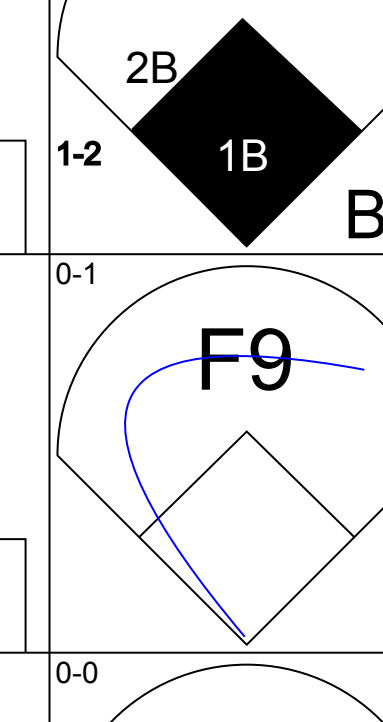
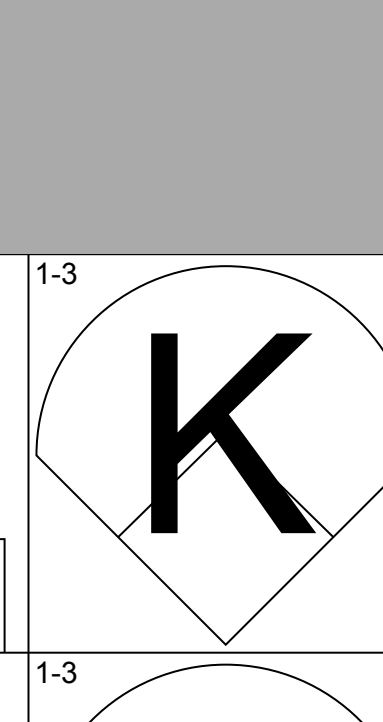
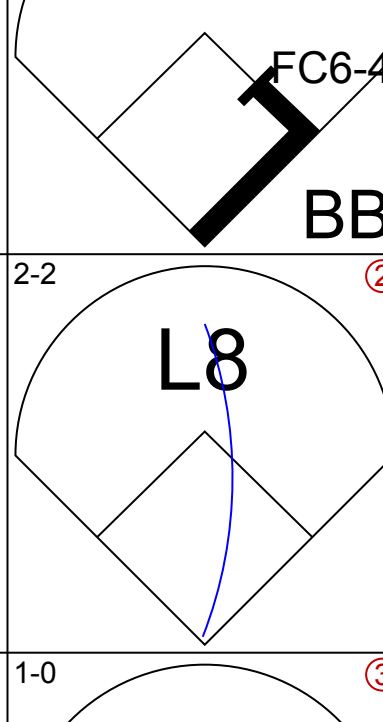
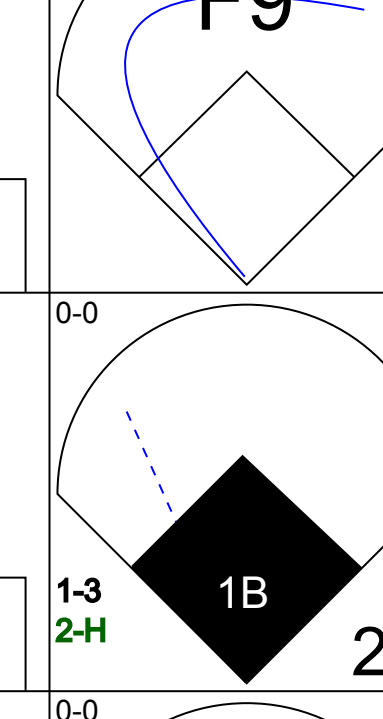
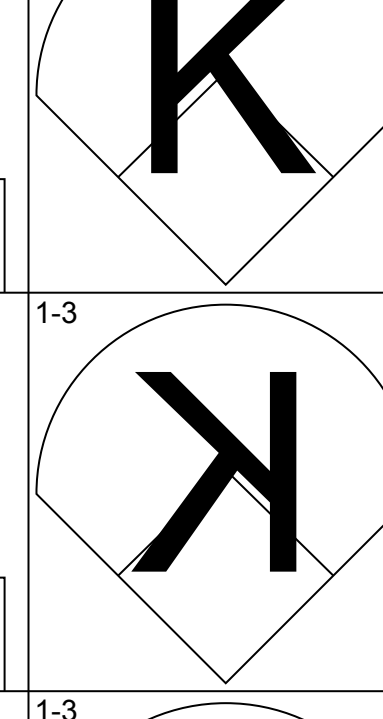
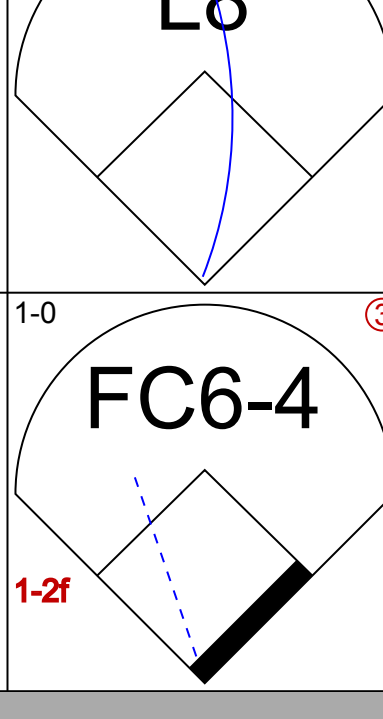

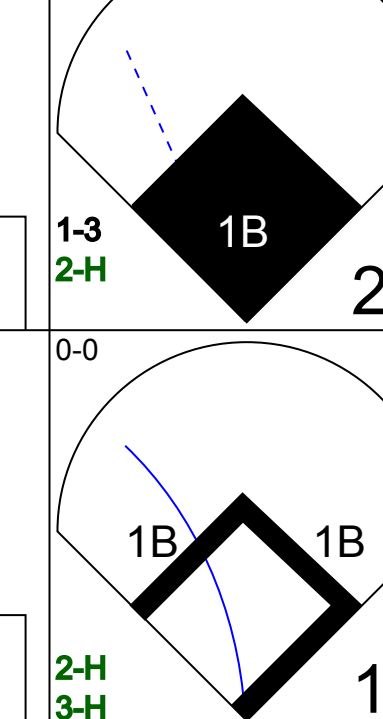
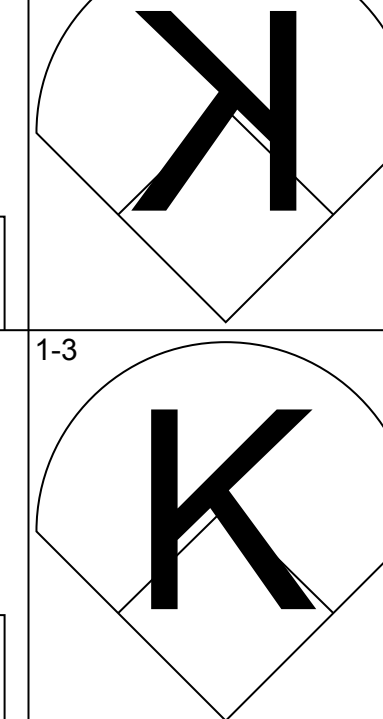
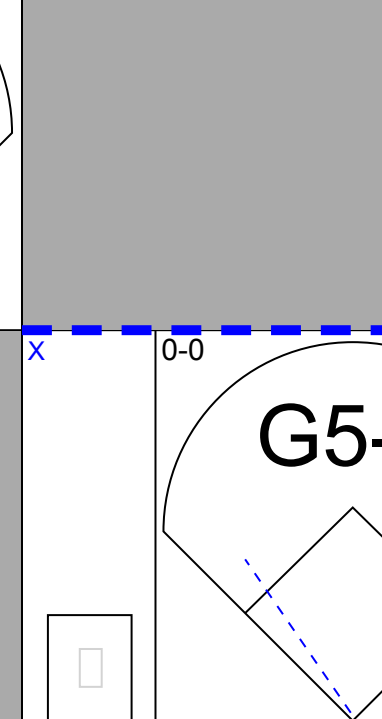
Batter	1	2	3	4	5	6	7	8	9	AB R H RBI BB SO LOB	TOP																		
Lenny Dykstra, L OBP: 0.333, SLG: 0.389 (1, 8)										5 1 2 0 0 2 3	Philadelphia Phillies @ Los Angeles Dodgers Dodger Stadium, Los Angeles, CA Fri Aug 25 1989, 7:05 PM PDT Att: 33,541 - Unknown - 75 F																		
Tom Herr, S OBP: 0.352, SLG: 0.355 (1, 4)										4 0 0 0 1 1 5																			
John Kruk, L OBP: 0.385, SLG: 0.435 (1, 7)										3 0 1 0 1 1 1																			
Ricky Jordan, R OBP: 0.313, SLG: 0.402 (1, 3)										3 1 1 0 0 0 2																			
Dwayne Murphy, L OBP: 0.352, SLG: 0.421 (1, 9)										2 1 1 1 2 0 1																			
Dickie Thon, R OBP: 0.299, SLG: 0.383 (1, 6)										4 0 1 0 0 0 4																			
Darren Daulton, L OBP: 0.292, SLG: 0.305 (1, 2)										3 0 0 0 1 1 2																			
Steve Jeltz, S OBP: 0.379, SLG: 0.358 Jeff Parrett, R (8, 1)										4 0 1 1 0 0 0 0 0 0 0 0 0 0																			
Terry Mulholland, R OBP: 0.067, SLG: 0.100 Charlie Hayes, R OBP: 0.276, SLG: 0.387 (8, 5)										3 0 0 0 0 1 2 1 0 0 0 0 0 0																			
Inning Stats	R: 1 E: 0 K: 1 S: 13	H: 2 LOB: 2 BB: 0 P: 20	R: 0 E: 0 K: 2 S: 10	H: 0 LOB: 0 BB: 0 P: 13	R: 0 E: 0 K: 1 S: 7	H: 1 LOB: 0 BB: 0 P: 10	R: 2 E: 1 K: 1 S: 16	H: 2 LOB: 3 BB: 2 P: 34	R: 0 E: 0 K: 0 S: 11	H: 0 LOB: 0 BB: 1 P: 16		R: 0 E: 0 K: 0 S: 8	H: 0 LOB: 1 BB: 2 P: 16	R: 0 E: 0 K: 0 S: 5	H: 0 LOB: 0 BB: 0 P: 7	R: 0 E: 0 K: 1 S: 7	H: 0 LOB: 0 BB: 0 P: 10	1B: 6 2B: 0 3B: 1 HR: 0	SF: 0 SAC: 0 DP: 1 HBP: 1	WP: 0 PB: 0 SB: 0 CS: 2	PA: 38								
PITCHER	IP WLS BF H R ER SO BB IBB HBP BLK WP HR S P ERA WHIP											IP WLS BF H R ER SO BB IBB HBP BLK WP HR S P ERA WHIP																	
Ramon Martinez, R ERA: 3.65 Mike Morgan, R ERA: 2.6	(1, 1) (8, 1)	7.0 6	L 6	32 0	7 0	3 0	2 0	5 1	5 0	0 0	1 0	0 0	0 0	0 0	0 0	0 12	118 17	2.57 0.00	1.714 0.000										

Batter	1	2	3	4	5	6	7	8	9	AB R H RBI BB SO LOB	BOTTOM														
Alfredo Griffin, S OBP: 0.308, SLG: 0.328 (1, 6)										4 1 1 0 0 1 1	Philadelphia Phillies @ Los Angeles Dodgers Dodger Stadium, Los Angeles, CA Fri Aug 25 1989, 7:05 PM PDT Att: 33,541 - Unknown - 75 F														
Willie Randolph, R OBP: 0.295, SLG: 0.317 (1, 4)										5 0 1 0 0 0 3															
Mickey Hatcher, R OBP: 0.227, SLG: 0.387 Bill Bean, L OBP: 0.200, SLG: 0.160 (6, PR) (9, 8)										4 0 1 0 0 0 2 0 0 0 0 0 0 0															
Eddie Murray, S OBP: 0.349, SLG: 0.399 (1, 3)										4 1 1 1 0 0 2															
Jeff Hamilton, R OBP: 0.271, SLG: 0.374 (1, 5)										4 0 3 0 0 0 1															
Rick Dempsey, R OBP: 0.308, SLG: 0.275 Mike Scioscia, L OBP: 0.327, SLG: 0.325 (8, PH) (9, 2)										2 0 0 0 1 0 1 1 0 0 0 0 0 2															
John Shelby, S OBP: 0.198 Lenny Harris, L OBP: 0.285, SLG: 0.295 (9, 7)										3 0 1 0 0 1 3 1 0 0 0 0 1 2															
Jose Gonzalez, R OBP: 0.330, SLG: 0.348 (1, 9)										4 0 0 0 0 0 1															
Ramon Martinez, R OBP: 0.200, SLG: 0.211 Dave Anderson, R OBP: 0.295, SLG: 0.243 Mike Morgan, R OBP: 0.108, SLG: 0.083 Mike Marshall, R OBP: 0.333, SLG: 0.421 Mike Sherpson, R OBP: 0.308, SLG: 0.364 (9, PR)										2 0 0 0 0 2 1 1 0 1 0 0 0 0 0 0 0 0 0 0 0 1 0 1 0 0 0 0 0 0 0 0 0 0 0															
Inning Stats	R: 2 E: 0 K: 1 S: 17	H: 3 LOB: 2 BB: 1 P: 24	R: 0 E: 0 K: 1 S: 8	H: 0 LOB: 0 BB: 0 P: 12	R: 0 E: 0 K: 0 S: 8	H: 1 LOB: 1 BB: 0 P: 11	R: 0 E: 0 K: 1 S: 8	H: 1 LOB: 1 BB: 0 P: 14	R: 0 E: 0 K: 0 S: 4	H: 0 LOB: 0 BB: 0 P: 6		R: 0 E: 0 K: 0 S: 10	H: 1 LOB: 1 BB: 0 P: 13	R: 0 E: 0 K: 0 S: 12	H: 1 LOB: 1 BB: 0 P: 17	R: 0 E: 0 K: 1 S: 11	H: 2 LOB: 2 BB: 0 P: 16	R: 0 E: 0 K: 1 S: 9	H: 1 LOB: 1 BB: 0 P: 16	1B: 8 2B: 2 3B: 0 HR: 0	SF: 0 SAC: 1 DP: 0 HBP: 0	WP: 1 PB: 0 SB: 0 CS: 0	PA: 38		
PITCHER	IP WLS BF H R ER SO BB IBB HBP BLK WP HR S P ERA WHIP											IP WLS BF H R ER SO BB IBB HBP BLK WP HR S P ERA WHIP													
Terry Mulholland, L ERA: 4.21 Jeff Parrett, R ERA: 2.24	(1, 1) (8, 1)	7.1 1.2	W S	32 6	9 1	0 0	2 0	3 2	1 0	0 0	0 2	0 0	0 14	23 23	0.00 0.600										

AB	32
R	3
H	7
RBI	2
BB	5
SO	6
LOB	20



Batter	1	2	3	4	5	6	7	8	9	AB	R	H	RBI	BB	SO	LOB	TOP			
Lenny Dykstra, L (1, 8) OBP: 0.330, SLG: 0.385										4	0	0	0	0	2	0	Philadelphia Phillies @ Los Angeles Dodgers Dodger Stadium, Los Angeles, CA Sat Aug 26 1989, 7:05 PM PDT Att: 42,000 - Unknown			
Tom Herr, S (1, 4) OBP: 0.351, SLG: 0.354										4	0	1	0	0	1	0				
John Kruk, L (1, 7) OBP: 0.390, SLG: 0.438										3	0	2	0	1	0	0				
Ricky Jordan, R (1, 3) OBP: 0.314, SLG: 0.403 Roger McDowell, R (8, 1) OBP: 0.333, SLG: 0.333										4	0	2	0	0	0	3				
Von Hayes, L (1, 9) OBP: 0.380, SLG: 0.441										4	0	0	0	0	1	3				
Dickie Thon, R (1, 6) OBP: 0.299, SLG: 0.381										4	0	1	0	0	1	0				
Darren Daulton, L (1, 2) OBP: 0.288, SLG: 0.301										4	0	0	0	0	2	1				
Steve Jeltz, S (1, 5) OBP: 0.379, SLG: 0.358										3	0	1	0	0	1	1				
Dennis Cook, L (1, 1) OBP: 0.200, SLG: 0.257 Randy O'Neal, R (2, 1) OBP: 0.350, SLG: 0.418 Dwayne Murphy, L (7, PH) OBP: 0.350, SLG: 0.418 Todd Frohwrth, R (7, 1) OBP: 0.276, SLG: 0.303 Curt Ford, L (8, 9) OBP: 0.276, SLG: 0.303										1	0	0	0	0	1	1				
Inning Stats	R: 0 E: 0 K: 3 S: 16	H: 1 LOB: 2 BB: 1 P: 27	R: 0 E: 0 K: 1 S: 9	H: 1 LOB: 1 BB: 0 P: 11	R: 0 E: 0 K: 0 S: 10	H: 2 LOB: 1 BB: 0 P: 16	R: 0 E: 0 K: 0 S: 7	H: 0 LOB: 0 BB: 0 P: 8	R: 0 E: 0 K: 0 S: 6	H: 0 LOB: 0 BB: 0 P: 8	R: 0 E: 0 K: 0 S: 14	H: 1 LOB: 1 BB: 0 P: 21	R: 0 E: 0 K: 2 S: 14	H: 1 LOB: 1 BB: 0 P: 17	R: 0 E: 0 K: 1 S: 10	H: 1 LOB: 1 BB: 0 P: 10		1B: 7 2B: 0 3B: 0 HR: 0	SF: 0 SAC: 0 DP: 1 HBP: 0	WP: 0 PB: 0 SB: 0 CS: 0
PITCHER Tim Belcher, R (1, 1) ERA: 3.16	IP: 9.0 WLS: W BF: 34 H: 7 R: 0 ER: 0 SO: 9 BB: 1 IBB: 0 HBP: 0 BLK: 0 WP: 0 HR: 0 S: 93 P: 133 ERA: 0.00 WHIP: 0.889															PITCHER				

Batter	1	2	3	4	5	6	7	8	9	AB	R	H	RBI	BB	SO	LOB	BOTTOM			
Alfredo Griffin, S (1, 6) OBP: 0.308, SLG: 0.328										4	0	1	0	0	0	0	Philadelphia Phillies @ Los Angeles Dodgers Dodger Stadium, Los Angeles, CA Sat Aug 26 1989, 7:05 PM PDT Att: 42,000 - Unknown			
Willie Randolph, R (1, 4) OBP: 0.394, SLG: 0.316										4	0	1	0	0	1	0				
Mickey Hatcher, R (1, 7) OBP: 0.315, SLG: 0.389 Bill Bean, L (9, 7) OBP: 0.200, SLG: 0.160										4	0	1	0	0	0	3				
Eddie Murray, S (1, 3) OBP: 0.348, SLG: 0.400										4	0	1	0	0	0	1				
Jeff Hamilton, R (1, 5) OBP: 0.273, SLG: 0.382										4	2	2	1	0	1	1				
Rick Dempsey, R (1, 2) OBP: 0.313, SLG: 0.270										2	1	0	0	2	1	1				
John Shelby, S (1, 8) OBP: 0.224, SLG: 0.196										3	0	0	0	0	1	3				
Jose Gonzalez, R (1, 9) OBP: 0.330, SLG: 0.353										3	1	1	1	0	1	1				
Tim Belcher, R (1, 1) OBP: 0.155, SLG: 0.143										3	0	1	2	0	1	0				
Inning Stats	R: 0 E: 0 K: 0 S: 9	H: 1 LOB: 1 BB: 0 P: 15	R: 3 E: 0 K: 0 S: 13	H: 5 LOB: 2 BB: 1 P: 21	R: 0 E: 0 K: 0 S: 5	H: 0 LOB: 0 BB: 0 P: 7	R: 0 E: 0 K: 3 S: 9	H: 0 LOB: 0 BB: 0 P: 12	R: 0 E: 0 K: 1 S: 8	H: 0 LOB: 0 BB: 0 P: 10	R: 1 E: 0 K: 0 S: 7	H: 1 LOB: 1 BB: 1 P: 14	R: 0 E: 0 K: 0 S: 3	H: 0 LOB: 0 BB: 0 P: 3	R: 0 E: 0 K: 2 S: 14	H: 1 LOB: 1 BB: 0 P: 18		1B: 4 2B: 3 3B: 0 HR: 1	SF: 0 SAC: 0 DP: 1 HBP: 0	WP: 0 PB: 0 SB: 0 CS: 0
PITCHER Dennis Cook, L (1, 1) ERA: 3.76 Randy O'Neal, R (2, 1) ERA: 5.57 Todd Frohwrth, R (7, 1) ERA: 4.0 Roger McDowell, R (8, 1) ERA: 2.19	IP: 1.1 WLS: L BF: 11 H: 6 R: 3 ER: 3 SO: 3 BB: 1 IBB: 0 HBP: 0 BLK: 0 WP: 0 HR: 0 S: 21 P: 35 ERA: 20.25 WHIP: 5.250															PITCHER				

Batter	1	2	3	4	5	6	7	8	9	AB	R	H	RBI	BB	SO	LOB	TOP																			
Bob Dernier, R OBP: 0.238, SLG: 0.229 Larry McWilliams, L OBP: 0.111, SLG: 0.155 Dickie Thon, R OBP: 0.300, SLG: 0.382	P4			F7	G5-3				FC5-4	3	0	0	0	0	0	2	Philadelphia Phillies @ Los Angeles Dodgers Dodger Stadium, Los Angeles, CA Sun Aug 27 1989, 3:33 AM PDT Att: 28,496 - Unknown																			
Tom Herr, S OBP: 0.350, SLG: 0.354 Todd Frohwrth, R OBP: 0.348, SLG: 0.415	L5			L8					K	4	0	1	0	0	0	2																				
Von Hayes, L OBP: 0.379, SLG: 0.442	G4-1								K	4	0	1	0	0	1	1																				
Ricky Jordan, R OBP: 0.311, SLG: 0.398				G5-3					G6-3	4	0	0	0	0	0	2																				
Randy Ready, R OBP: 0.372, SLG: 0.408									E8	3	1	2	0	1	0	0																				
Charlie Hayes, R OBP: 0.275, SLG: 0.384	K								K	4	0	1	0	0	2	3																				
Steve Jeltz, S OBP: 0.381, SLG: 0.358				G5-3					FC5-4	3	0	1	0	1	0	0																				
Steve Lake, R OBP: 0.304, SLG: 0.335 Darren Daulton, L OBP: 0.290, SLG: 0.303				K					K	3	0	0	0	0	3	3																				
Don Carman, L OBP: 0.034, SLG: 0.034 John Kruk, L OBP: 0.390, SLG: 0.437				G5-3					K	1	0	0	0	0	0	0																				
									K	3	0	1	0	0	2	5																				
Inning Stats	R: 0 H: 0 E: 0 K: 0 S: 5	H: 0 LOB: 0 BB: 0 P: 7	R: 0 H: 0 E: 0 K: 1 S: 13	H: 0 LOB: 0 BB: 0 P: 19	R: 0 H: 0 E: 0 K: 1 S: 6	H: 1 LOB: 1 BB: 0 P: 19	R: 1 H: 2 E: 0 K: 2 S: 13	H: 2 LOB: 2 BB: 1 P: 20	R: 0 H: 1 E: 0 K: 0 S: 10	H: 1 LOB: 1 BB: 0 P: 16	R: 0 H: 2 E: 0 K: 1 S: 11	H: 2 LOB: 2 BB: 0 P: 15	R: 0 H: 1 E: 1 K: 2 S: 12	H: 1 LOB: 1 BB: 0 P: 20	R: 0 H: 2 E: 0 K: 2 S: 12	H: 2 LOB: 2 BB: 0 P: 17	1B: 8 2B: 1 3B: 0 HR: 0	SF: 0 SAC: 0 DP: 0 HBP: 0	WP: 0 PB: 0 SB: 0 CS: 0	PA: 38																
PITCHER	IP	WLS	BF	H	R	ER	SO	BB	IBB	HBP	BLK	WP	HR	S	P	ERA	WHIP	PITCHER		IP	WLS	BF	H	R	ER	SO	BB	IBB	HBP	BLK	WP	HR	S	P	ERA	WHIP
Fernando Valenzuela, L ERA: 3.44	7.0	W	29	6	1	1	5	2	0	0	1	0	0	72	105	1.29	1.143																			
Alejandro Pena, R ERA: 2.27	2.0		9	3	0	0	4	0	0	0	0	0	0	24	37	0.00	1.500																			

AB	36
R	1
H	9
RBI	0
BB	2
SO	9
LOB	22



Batter	1	2	3	4	5	6	7	8	9	AB	R	H	RBI	BB	SO	LOB	BOTTOM																			
Jose Gonzalez, R OBP: 0.328, SLG: 0.349	SF9	F8		F8					P2	5	1	1	0	0	1	3	Philadelphia Phillies @ Los Angeles Dodgers Dodger Stadium, Los Angeles, CA Sun Aug 27 1989, 3:33 AM PDT Att: 28,496 - Unknown																			
Alfredo Griffin, S OBP: 0.304, SLG: 0.323	K	FC6-4		G6-3					G5-3	5	0	0	0	0	1	2																				
Mickey Hatcher, R OBP: 0.309, SLG: 0.383 John Shelby, S OBP: 0.223, SLG: 0.195	SF9								G4-3	3	0	0	1	0	1	0																				
Eddie Murray, S OBP: 0.350, SLG: 0.401									L3	4	2	2	0	1	0	0																				
Mike Marshall, R OBP: 0.335, SLG: 0.420 Bill Bean, L OBP: 0.200, SLG: 0.160	G5-3								G2-3	3	1	1	0	1	0	2																				
Jeff Hamilton, R OBP: 0.275, SLG: 0.385									P2	4	2	2	1	0	0	3																				
Dave Anderson, R ERA: 5.18 Alejandro Pena, R OBP: 1.000, SLG: 1.000									BB	3	1	2	2	1	1	1																				
Mike Scioscia, L OBP: 0.331, SLG: 0.336									BB	0	0	0	0	0	0	0																				
Mike Scioscia, L OBP: 0.331, SLG: 0.336									BB	3	1	2	2	1	0	2																				
Fernando Valenzuela, L OBP: 0.164, SLG: 0.200 Lenny Harris, L OBP: 0.297, SLG: 0.298									FC6-4	3	0	1	0	0	2	2																				
									BB	1	0	1	2	0	0	0																				
Inning Stats	R: 1 H: 2 E: 0 K: 1 S: 14	H: 3 LOB: 1 BB: 0 P: 21	R: 1 H: 1 E: 0 K: 1 S: 13	H: 1 LOB: 2 BB: 2 P: 29	R: 0 H: 0 E: 0 K: 1 S: 9	H: 0 LOB: 0 BB: 0 P: 10	R: 2 H: 4 E: 0 K: 1 S: 19	H: 4 LOB: 2 BB: 0 P: 27	R: 0 H: 0 E: 0 K: 1 S: 5	H: 0 LOB: 0 BB: 0 P: 8	R: 2 H: 2 E: 0 K: 0 S: 15	H: 2 LOB: 2 BB: 2 P: 27	R: 0 H: 0 E: 0 K: 0 S: 5	H: 0 LOB: 0 BB: 0 P: 8	1B: 10 2B: 1 3B: 0 HR: 1	SF: 1 SAC: 0 DP: 0 HBP: 0	WP: 0 PB: 0 SB: 1 CS: 0	PA: 40																		
PITCHER	IP	WLS	BF	H	R	ER	SO	BB	IBB	HBP	BLK	WP	HR	S	P	ERA	WHIP	PITCHER		IP	WLS	BF	H	R	ER	SO	BB	IBB	HBP	BLK	WP	HR	S	P	ERA	WHIP
Don Carman, L ERA: 5.18	4.0	L	20	6	4	4	4	2	0	0	0	0	0	24	35	9.00	2.000																			
Larry McWilliams, L ERA: 4.13	2.0		10	4	2	2	2	0	0	0	0	0	0	24	35	9.00	2.000																			
Todd Frohwrth, R ERA: 4.21	2.0		10	2	2	2	0	2	0	0	0	0	0	20	35	9.00	2.000																			

AB	35
R	8
H	12
RBI	8
BB	4
SO	6
LOB	15



Batter	1	2	3	4	5	6	7	8	9	AB	R	H	RBI	BB	SO	LOB	TOP										
Lenny Dykstra, L OBP: 0.331, SLG: 0.388 (1, 8)	E9 SF7 2B	G3		6-3				P5		5	1	2	0	0	0	1	Philadelphia Phillies @ San Francisco Giants Candlestick Park, San Francisco, CA Mon Aug 28 1989, 10:05 PM EDT Att: 15,614 - Unknown										
Tom Herr, S OBP: 0.348, SLG: 0.351 Steve Jeltz, S OBP: 0.379, SLG: 0.356 (1, 4) (6, 4)	SF7		F9	L9	P4			F9		3	0	0	1	0	0	2											
John Kruk, L OBP: 0.391, SLG: 0.436 Curt Ford, L OBP: 0.276, SLG: 0.301 (1, 7) (6, 7)	6-3		4-1 2B	1-1 FC6-4 1B				3-1		3	1	1	0	1	0	0											
Ricky Jordan, R OBP: 0.313, SLG: 0.403 (1, 3)	3-1		0-0 2B	2-1 FC6-4 1-2 2B					F8	5	1	2	1	0	0	1											
Von Hayes, L OBP: 0.381, SLG: 0.447 (1, 9)		2-0 2B	1-2 2B		4-2 HR			P6	L3	4	3	2	1	1	0	1											
Charlie Hayes, R OBP: 0.286, SLG: 0.414 (1, 5)		0-1 2B	0-0 1B SF9 2B		2-2 HR			6-3	K	5	3	3	4	0	1	1											
Darren Daulton, L OBP: 0.293, SLG: 0.304 (1, 2)		0-0 6-3	3-2 1B		1-1 FC5-4 HBP			F9		3	0	1	0	0	0	1											
Dickie Thon, R OBP: 0.299, SLG: 0.385 (1, 6)		0-0 2B	3-1 SF9		1-0 FC5-4 1B S			K		3	0	1	2	0	1	1											
Ken Howell, R OBP: 0.143, SLG: 0.132 Jeff Parrett, R (9, 1)		0-0 FC6-5-4	0-1 F9		1-2 L5			6-3		4	0	0	0	0	0	3											
										0	0	0	0	0	0	0											
Inning Stats	R: 1 E: 1 K: 0 S: 12	H: 1 LOB: 0 BB: 0 P: 22	R: 2 E: 0 K: 0 S: 7	H: 3 LOB: 1 BB: 0 P: 9	R: 4 E: 0 K: 0 S: 18	H: 4 LOB: 1 BB: 1 P: 30	R: 0 E: 0 K: 0 S: 8	H: 1 LOB: 1 BB: 0 P: 16	R: 2 E: 0 K: 0 S: 16	H: 2 LOB: 2 BB: 1 P: 26	R: 0 E: 0 K: 0 S: 7	H: 0 LOB: 0 BB: 0 P: 10	R: 0 E: 0 K: 1 S: 6	H: 0 LOB: 0 BB: 0 P: 9	R: 0 E: 0 K: 0 S: 6	H: 0 LOB: 0 BB: 0 P: 10	R: 0 E: 0 K: 1 S: 8	H: 0 LOB: 0 BB: 0 P: 12	1B: 3 2B: 8 3B: 0 HR: 1	SF: 2 SAC: 0 DP: 0 HBP: 1	WP: 0 PB: 0 SB: 1 CS: 0	PA: 42					
PITCHER	IP	WLS	BF	H	R	ER	SO	BB	IBB	HBP	BLK	WP	HR	S	P	ERA	WHIP										
Rick Reuschel, R ERA: 2.67 (1, 1)	2.1	L	15	7	7	6	0	1	0	0	0	0	0	28	46	23.14	3.429										
Bob Knepper, L ERA: 5.09 (3, 1)	5.2		24	5	2	2	1	1	0	1	0	0	1	52	86	3.18	1.059										
Randy McCament, R ERA: 3.0 (9, 1)	1.0		3	0	0	0	1	0	0	0	0	0	0	8	12	0.00	0.000										

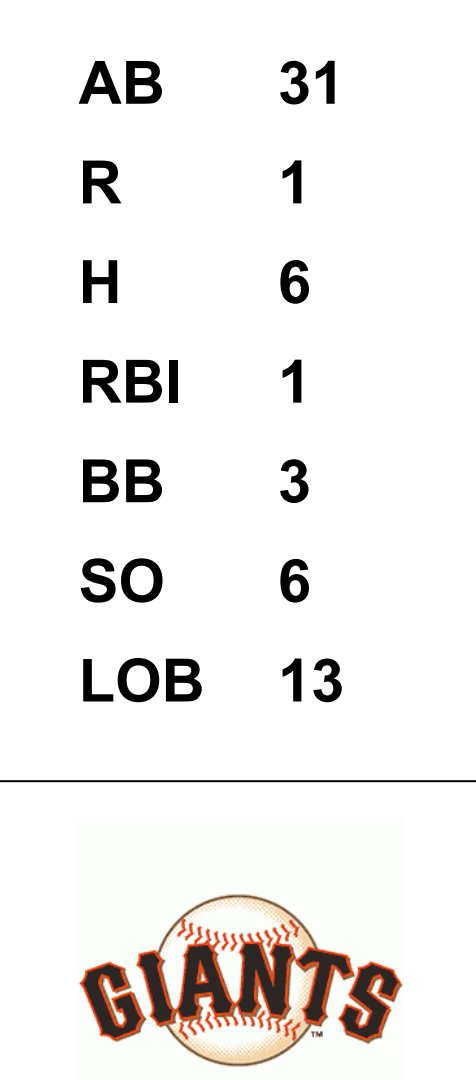
Batter	1	2	3	4	5	6	7	8	9	AB	R	H	RBI	BB	SO	LOB	BOTTOM										
Brett Butler, L OBP: 0.343, SLG: 0.353 Donell Nixon, R OBP: 0.312, SLG: 0.276 (1, 8) (7, 8)	1B SF9 1B		6-3			1-3		4-3 1B		3	1	1	0	0	0	0	Philadelphia Phillies @ San Francisco Giants Candlestick Park, San Francisco, CA Mon Aug 28 1989, 10:05 PM EDT Att: 15,614 - Unknown										
Robby Thompson, R OBP: 0.331, SLG: 0.415 Ernest Riles, L OBP: 0.330, SLG: 0.404 (1, 4) (6, PH) (7, 6)			F8			1-2 1B		4-3		2	0	1	0	0	0	0											
Will Clark, L OBP: 0.411, SLG: 0.551 Randy McCament, R OBP: 0.333, SLG: 0.333 (1, 3) (9, 1)	SF9		1-2 G3			1-2 F9		G3		3	0	0	1	0	0	3											
Kevin Mitchell, R OBP: 0.390, SLG: 0.658 (1, 7)	K				3-1 F8			F4		4	0	1	0	0	1	2											
Matt Williams, R OBP: 0.249, SLG: 0.483 (1, 5)	K				1-1 P5			F8		4	0	0	0	0	1	2											
Candy Maldonado, R OBP: 0.297, SLG: 0.376 (1, 9)		1-0 2B			3-2 5-3			5-3		4	0	1	0	0	1	1											
Terry Kennedy, L OBP: 0.313, SLG: 0.326 (1, 2)		0-2 1-6-3			2-2 F8			4-3		4	0	0	0	0	0	2											
Jose Uribe, S OBP: 0.271, SLG: 0.282 Greg Litton, R OBP: 0.304, SLG: 0.444 (1, 6) (7, 4)		1-1 G1			0-2 F7			6-3		2	0	0	0	0	0	1											
Rick Reuschel, R OBP: 0.241, SLG: 0.163 Bob Knepper, L OBP: 0.340, SLG: 0.410 Ken Oberkfell, L OBP: 0.304, SLG: 0.358 (1, 1) (3, 1) (6, PH) (9, 3)		0-1 6-3			2-2 F8			4-3 1B BB		1	0	0	0	0	0	0											
										1	0	0	0	0	0	0											
										0	0	0	0	1	0	0											
Inning Stats	R: 1 E: 0 K: 2 S: 11	H: 2 LOB: 1 BB: 0 P: 13	R: 0 E: 0 K: 0 S: 8	H: 1 LOB: 0 BB: 0 P: 10	R: 0 E: 0 K: 0 S: 7	H: 0 LOB: 0 BB: 0 P: 10	R: 0 E: 0 K: 0 S: 8	H: 0 LOB: 0 BB: 0 P: 15	R: 0 E: 0 K: 0 S: 9	H: 0 LOB: 0 BB: 0 P: 13	R: 0 E: 0 K: 0 S: 10	H: 1 LOB: 1 BB: 0 P: 14	R: 0 E: 0 K: 0 S: 4	H: 0 LOB: 0 BB: 0 P: 7	R: 0 E: 0 K: 0 S: 13	H: 1 LOB: 2 BB: 1 P: 21	R: 0 E: 0 K: 1 S: 10	H: 1 LOB: 1 BB: 0 P: 13	1B: 4 2B: 2 3B: 0 HR: 0	SF: 1 SAC: 0 DP: 0 HBP: 0	WP: 0 PB: 0 SB: 0 CS: 0	PA: 34					
PITCHER	IP	WLS	BF	H	R	ER	SO	BB	IBB	HBP	BLK	WP	HR	S	P	ERA	WHIP										
Ken Howell, R ERA: 3.56 (1, 1)	8.0	W	30	5	1	1	2	1	0	0	0	0	0	70	103	1.12	0.750										
Jeff Parrett, R ERA: 2.22 (9, 1)	1.0		4	1	0	0	1	0	0	0	0	0	0	10	13	0.00	1.000										



Batter	1	2	3	4	5	6	7	8	9	AB	R	H	RBI	BB	SO	LOB	TOP			
Lenny Dykstra, L (1, 8) OBP: 0.328, SLG: 0.384	1-2 F7		0-2 G4-3		3-2 G5-3			0-0 P6		4	0	0	0	0	0	0	Philadelphia Phillies @ San Francisco Giants Candlestick Park, San Francisco, CA Tue Aug 29 1989, 10:05 PM EDT Att: 13,952 - Unknown			
Tom Herr, S (1, 4) OBP: 0.345, SLG: 0.348	1-0 G4-3			2-2 F7		2-2 G4-3		1-2 L8		4	0	0	0	0	0					
John Kruk, L (1, 7) OBP: 0.389, SLG: 0.433	1-1 G6-3			0-0 1B HR		2-2 F7			0-1 G3-1	4	1	1	0	0	0					
Ricky Jordan, R (1, 3) OBP: 0.317, SLG: 0.407		1-0 F9		0-1 1B HR		1-1			1-2 1B HR	4	2	3	0	0	0					
Von Hayes, L (1, 9) OBP: 0.384, SLG: 0.470		1-0 HR		0-0 1B HR		0-2 G4-3			1-1 1B HR	4	3	3	6	0	0					
Charlie Hayes, R (1, 5) OBP: 0.286, SLG: 0.411	1-2 P4			0-0 F9					1-3 K	4	0	1	0	0	1					
Darren Daulton, L (1, 2) OBP: 0.289, SLG: 0.300	1-2 L7			1-3 K					1-2 P3	4	0	0	0	0	1					
Dickie Thon, R (1, 6) OBP: 0.297, SLG: 0.381		1-0 G6-3		0-0 G6-3						3	0	0	0	0	0					
Bruce Ruffin, S (1, 1) OBP: 0.233, SLG: 0.148		1-0 L8							0-1 F7	3	0	0	0	0	1					
Roger McDowell, R (8, 1) OBP: 0.333, SLG: 0.333										0	0	0	0	0	0					
Inning Stats	R: 0 E: 0 K: 0 S: 7	H: 0 LOB: 0 BB: 0 P: 10	R: 1 E: 0 K: 0 S: 9	H: 1 LOB: 0 BB: 0 P: 13	R: 0 E: 0 K: 0 S: 5	H: 0 LOB: 0 BB: 0 P: 7	R: 3 E: 0 K: 1 S: 13	H: 3 LOB: 0 BB: 0 P: 16	R: 0 E: 0 K: 0 S: 8	H: 1 LOB: 0 BB: 0 P: 18	R: 0 E: 0 K: 0 S: 3	H: 1 LOB: 0 BB: 0 P: 4	R: 0 E: 0 K: 0 S: 6	H: 0 LOB: 0 BB: 0 P: 7	R: 2 E: 0 K: 1 S: 13	H: 2 LOB: 0 BB: 0 P: 17	1B: 5 2B: 0 3B: 0 HR: 3	SF: 0 SAC: 0 DP: 1 HBP: 0	WP: 0 PB: 0 SB: 0 CS: 0	PA: 34
PITCHER	IP WLS BF H R ER SO BB IBB HBP BLK WP HR S P ERA WHIP																			
Don Robinson, R (1, 1) ERA: 3.42	8.0 L 29 6 4 4 2 0 0 0 0 0 2 64 87 4.50 0.750																			
Craig Lefferts, L (9, 1) ERA: 2.65	1.0 5 2 2 2 1 0 0 0 0 0 1 13 17 18.00 2.000																			


Batter	1	2	3	4	5	6	7	8	9	AB	R	H	RBI	BB	SO	LOB	BOTTOM					
Brett Butler, L (1, 8) OBP: 0.346, SLG: 0.354	4-2 1B BB		2-0 G4-3			4-0 FC6-4 1B BB		2-1 G6-4-3 1B		2	0	1	0	2	0	0	Philadelphia Phillies @ San Francisco Giants Candlestick Park, San Francisco, CA Tue Aug 29 1989, 10:05 PM EDT Att: 13,952 - Unknown					
Robby Thompson, R (1, 4) OBP: 0.331, SLG: 0.414	1-1 L3 1B		2-3 K			3-2 L9		0-0 G6-4-3 1B		4	0	1	0	0	1	3						
Will Clark, L (1, 3) OBP: 0.410, SLG: 0.548	0-1 L3 1-2		0-0 L9			0-0 FC6-4 1B		0-0 G4-3		4	0	1	0	0	0	3						
Kevin Mitchell, R (1, 7) OBP: 0.387, SLG: 0.652	1-1 P3			1-0 G5-3		0-0 FC6-4 1B			1-3 K	4	0	0	0	0	1	3						
Matt Williams, R (1, 6) OBP: 0.249, SLG: 0.495		1-0 HR		2-3 K		0-1 F9			0-0 L4	4	1	1	1	0	1	2						
Greg Litton, R (1, 5) OBP: 0.297, SLG: 0.433		2-3 K		2-2 G6-3					2-1 L4 2B	3	0	0	0	0	1	0						
Ken Oberkfell, L (9, PH) OBP: 0.309, SLG: 0.371										1	0	1	0	0	0	0						
Donell Nixon, R (1, 9) OBP: 0.269, SLG: 0.269		1-2 G5-3							2-3 K	3	0	0	0	0	0	0						
Ernest Riles, L (9, PH) OBP: 0.328, SLG: 0.402										1	0	0	0	0	1	1						
Kirt Manwaring, R (1, 2) OBP: 0.260, SLG: 0.249		0-2 1B								3	0	1	0	0	1	0						
Don Robinson, R (1, 1) OBP: 0.213, SLG: 0.338		0-1 G6-3								2	0	0	0	0	0	1						
Candy Maldonado, R (8, PH) OBP: 0.299, SLG: 0.376										0	0	0	0	1	0	0						
Craig Lefferts, L (9, 1) ERA: 2.13										0	0	0	0	0	0	0						
Inning Stats	R: 0 E: 0 K: 0 S: 8	H: 1 LOB: 1 BB: 1 P: 14	R: 1 E: 0 K: 1 S: 12	H: 2 LOB: 1 BB: 0 P: 16	R: 0 E: 0 K: 1 S: 5	H: 0 LOB: 0 BB: 0 P: 9	R: 0 E: 0 K: 1 S: 7	H: 0 LOB: 0 BB: 0 P: 12	R: 0 E: 0 K: 1 S: 5	H: 0 LOB: 0 BB: 0 P: 8	R: 0 E: 0 K: 0 S: 7	H: 1 LOB: 2 BB: 1 P: 14	R: 0 E: 0 K: 0 S: 4	H: 0 LOB: 0 BB: 0 P: 5	R: 0 E: 0 K: 0 S: 4	H: 1 LOB: 1 BB: 1 P: 10	R: 0 E: 0 K: 2 S: 9	H: 1 LOB: 1 BB: 0 P: 14	1B: 4 2B: 2 3B: 0 HR: 1	SF: 0 SAC: 0 DP: 2 HBP: 0	WP: 0 PB: 0 SB: 0 CS: 0	PA: 34
PITCHER	IP WLS BF H R ER SO BB IBB HBP BLK WP HR S P ERA WHIP																					
Bruce Ruffin, L (1, 1) ERA: 5.13	7.0 W 27 4 1 1 4 3 0 0 0 0 1 48 82 1.29 1.000																					
Roger McDowell, R (8, 1) ERA: 2.13	2.0 S 7 2 0 0 2 0 0 0 0 0 0 13 20 0.00 1.000																					

AB	34
R	6
H	8
RBI	6
BB	0
SO	3
LOB	2



Batter	1	2	3	4	5	6	7	8	9	AB	R	H	RBI	BB	SO	LOB	TOP				
Lenny Dykstra, L (1, 8) OBP: 0.325, SLG: 0.378	F9			F8			1B BB	K		3	1	0	0	1	1	2	Philadelphia Phillies @ San Diego Padres Jack Murphy Stadium, San Diego, CA Thu Aug 31 1989, 6:33 AM EDT Att: 15,541 - Unknown livebaseballscorecards.com				
Tom Herr, S (1, 4) OBP: 0.345, SLG: 0.349	G6-3			G4-3			G5-4-3 1B		G4-3 1B	4	0	2	0	0	0	0					
John Kruk, L (1, 7) OBP: 0.387, SLG: 0.429 Roger McDowell, R (7, 1) OBP: 0.333, SLG: 0.333 Dwayne Murphy, L (9, FH) OBP: 0.344, SLG: 0.409	G6-3			L6			G5-4-3 1B		F9	3	0	1	1	0	0	0					
Ricky Jordan, R (1, 3) OBP: 0.315, SLG: 0.406					G4-3		G5-4-3		G4-3	4	0	0	0	0	0	3					
Von Hayes, L (1, 9) OBP: 0.381, SLG: 0.464		G5-3			P4					3	0	0	0	0	1	1					
Charlie Hayes, R (1, 5) OBP: 0.281, SLG: 0.416					F7				L4	3	0	0	0	0	0	0					
Darren Daulton, L (1, 2) OBP: 0.290, SLG: 0.303				P4			F9			3	0	1	0	0	0	0					
Dickie Thon, R (1, 6) OBP: 0.298, SLG: 0.381				G6-3			G5-6-3 BB			2	0	1	0	1	0	0					
Don Carman, L (1, 1) OBP: 0.032, SLG: 0.032 Curt Ford, L (7, 7) OBP: 0.279, SLG: 0.298				G6-3			G5-6-3			2	0	0	0	0	0	1					
Inning Stats	R: 0 E: 0 K: 0 S: 6	H: 0 LOB: 0 BB: 0 P: 9	R: 0 E: 0 K: 0 S: 7	H: 0 LOB: 0 BB: 0 P: 9	R: 0 E: 0 K: 0 S: 7	H: 0 LOB: 0 BB: 0 P: 10	R: 0 E: 0 K: 0 S: 7	H: 0 LOB: 0 BB: 0 P: 9	R: 0 E: 0 K: 0 S: 5	H: 0 LOB: 0 BB: 1 P: 11	R: 1 E: 0 K: 1 S: 13	H: 2 LOB: 1 BB: 1 P: 24	R: 0 E: 0 K: 1 S: 15	H: 2 LOB: 2 BB: 1 P: 25	R: 0 E: 0 K: 0 S: 8	H: 1 LOB: 0 BB: 0 P: 14		1B: 3 2B: 2 3B: 0 HR: 0	SF: 0 SAC: 0 DP: 3 HBP: 0	WP: 0 PB: 0 SB: 0 CS: 0	PA: 31
PITCHER	IP	WLS	BF	H	R	ER	SO	BB	IBB	HBP	BLK	WP	HR	S	P	ERA	WHIP				
Dennis Rasmussen, L (1, 1) ERA: 4.12 Mark Grant, R (7, 1) ERA: 2.62	6.0	W	21	2	1	1	0	2	0	0	0	0	0	45	74	1.50	0.667				
PITCHER	IP	WLS	BF	H	R	ER	SO	BB	IBB	HBP	BLK	WP	HR	S	P	ERA	WHIP				
	3.0	S	10	3	0	0	2	1	0	0	0	0	0	28	46	0.00	1.333				

Batter	1	2	3	4	5	6	7	8	9	AB	R	H	RBI	BB	SO	LOB	BOTTOM				
Bip Roberts, S (1, 5) OBP: 0.375, SLG: 0.430	CS BB			F8			G3			3	0	0	0	1	0	0	Philadelphia Phillies @ San Diego Padres Jack Murphy Stadium, San Diego, CA Thu Aug 31 1989, 6:33 AM EDT Att: 15,541 - Unknown livebaseballscorecards.com				
Roberto Alomar, S (1, 4) OBP: 0.336, SLG: 0.350	K			F9			S 1B			3	1	1	0	1	1	1					
Tony Gwynn, L (1, 9) OBP: 0.398, SLG: 0.436	F8			G4-3			L7		E IBB	3	0	0	0	1	0	2					
Jack Clark, R (1, 3) OBP: 0.398, SLG: 0.432							G5-3		K	4	1	1	0	0	2	1					
Chris James, R (1, 7) OBP: 0.283, SLG: 0.383 Shawn Abner, R (8, 7) OBP: 0.207, SLG: 0.287				F8			G5-3			4	1	2	1	0	0	1					
Garry Templeton, S (1, 6) OBP: 0.283, SLG: 0.363							HR 1B		G5-3	0	0	0	0	0	0	0					
Benito Santiago, R (1, 2) OBP: 0.283, SLG: 0.367							1B BB			3	1	2	0	1	0	0					
Darrin Jackson, R (1, 8) OBP: 0.290, SLG: 0.314							HR 1B		G6-3	4	1	2	3	0	0	1					
Dennis Rasmussen, L (1, 1) OBP: 0.207, SLG: 0.246 Mark Grant, R (7, 1) OBP: 0.222, SLG: 0.067							F7		F9	3	0	1	0	1	0	2					
Dennis Rasmussen, L (1, 1) ERA: 5.19 Roger McDowell, R (7, 1) ERA: 2.07							K		G4-3	3	0	0	0	0	1	2					
Inning Stats	R: 0 E: 0 K: 1 S: 7	H: 0 LOB: 0 BB: 1 P: 16	R: 1 E: 0 K: 0 S: 12	H: 3 LOB: 2 BB: 1 P: 21	R: 0 E: 0 K: 0 S: 9	H: 0 LOB: 0 BB: 0 P: 15	R: 0 E: 0 K: 1 S: 10	H: 1 LOB: 2 BB: 1 P: 21	R: 0 E: 0 K: 1 S: 8	H: 0 LOB: 1 BB: 1 P: 13	R: 3 E: 0 K: 0 S: 12	H: 3 LOB: 0 BB: 0 P: 14	R: 1 E: 0 K: 1 S: 9	H: 1 LOB: 1 BB: 1 P: 19	R: 0 E: 0 K: 1 S: 9	H: 1 LOB: 1 BB: 0 P: 12	1B: 6 2B: 2 3B: 0 HR: 1	SF: 0 SAC: 0 DP: 0 HBP: 0	WP: 0 PB: 0 SB: 3 CS: 1	PA: 36	
PITCHER	IP	WLS	BF	H	R	ER	SO	BB	IBB	HBP	BLK	WP	HR	S	P	ERA	WHIP				
Don Carman, L (1, 1) ERA: 5.19 Roger McDowell, R (7, 1) ERA: 2.07	6.0	L	27	7	4	4	3	3	0	0	0	0	0	58	100	6.00	1.667				
PITCHER	IP	WLS	BF	H	R	ER	SO	BB	IBB	HBP	BLK	WP	HR	S	P	ERA	WHIP				
	2.0		9	2	1	0	2	0	1	0	0	0	0	18	31	0.00	1.000				

Batter	1	2	3	4	5	6	7	8	9	AB	R	H	RBI	BB	SO	LOB	TOP					
Albert Hall, S (1, 7) OBP: 0.359, SLG: 0.432	E6 1B		G6-3			F9		SF7 3B		3	1	0	0	0	0	1	Pittsburgh Pirates @ Philadelphia Phillies Veterans Stadium, Philadelphia, PA Tue Sep 05 1989, 7:05 PM EDT Att: 12,484 - Unknown					
Jay Bell, R (1, 6) OBP: 0.279, SLG: 0.316	BB 2-H 1B		G6-3			1B BB		SF7		2	0	1	2	1	0	0						
Gary Redus, R (1, 3) OBP: 0.379, SLG: 0.453	G6-4-3 BB			S BB		L7		G5-3		2	0	0	0	2	0	1						
Bobby Bonilla, S (1, 5) OBP: 0.344, SLG: 0.462	K			F7 SAFE		1B		G3-6-3 1B		4	0	2	0	0	1	3						
R.J. Reynolds, S (1, 9) OBP: 0.344, SLG: 0.385	G6-4-3			K SAFE		G5-3		G3-6-3		4	0	0	0	0	1	6						
Rafael Belliard, R (9, 5) OBP: 0.261, SLG: 0.248	G6-4-3			K SAFE		G5-3		G3-6-3		0	0	0	0	0	0	0						
Billy Hatcher, R (1, 8) OBP: 0.276, SLG: 0.309		F8		G3-1			K		K	2	0	0	0	0	1	0						
Andy Van Slyke, L (7, 8) OBP: 0.300, SLG: 0.370				G3-1					K	2	0	0	0	0	2	0						
Jeff King, R (1, 4) OBP: 0.254, SLG: 0.357	G6-3						P2			2	0	0	0	0	1	0						
Benny Distefano, L (7, PH) OBP: 0.327, SLG: 0.301	G6-3									1	0	0	0	0	0	0						
Jose Lind, R (7, 4) OBP: 0.273, SLG: 0.280										0	0	0	0	0	0	0						
Dann Bilardello, R (1, 2) OBP: 0.214, SLG: 0.293										3	0	0	0	0	2	0						
Neal Heaton, L (1, 1) OBP: 0.281, SLG: 0.281										2	0	1	0	0	0	0						
Mike Smith, R (6, 1)										0	0	0	0	0	0	0						
Bob Kipper, R (7, 1) OBP: 0.222, SLG: 0.125										0	0	0	0	0	0	0						
John Cangelosi, S (8, PH) OBP: 0.373, SLG: 0.272										1	0	0	0	0	0	0						
Bob Patterson, R (8, 1)										0	0	0	0	0	0	0						
Inning Stats	R: 1 E: 1 K: 1 S: 14	H: 1 LOB: 1 BB: 1 P: 24	R: 0 E: 0 K: 1 S: 7	H: 0 LOB: 0 BB: 0 P: 8	R: 0 E: 0 K: 0 S: 5	H: 1 LOB: 0 BB: 0 P: 9	R: 0 E: 0 K: 1 S: 12	H: 0 LOB: 1 BB: 1 P: 21	R: 0 E: 0 K: 1 S: 9	H: 0 LOB: 0 BB: 0 P: 10	R: 0 E: 0 K: 0 S: 9	H: 1 LOB: 2 BB: 1 P: 17	R: 0 E: 0 K: 2 S: 8	H: 0 LOB: 0 BB: 0 P: 11	R: 1 E: 0 K: 0 S: 7	H: 1 LOB: 0 BB: 0 P: 12	R: 0 E: 0 K: 1 S: 9	H: 1 LOB: 0 BB: 0 P: 11	1B: 4 2B: 0 3B: 1 HR: 0	SF: 1 SAC: 0 DP: 2 HBP: 0	WP: 0 PB: 0 SB: 1 CS: 0	PA: 33
PITCHER	IP WLS BF H R ER SO BB IBB HBP BLK WP HR S P ERA WHIP																					
Pat Combs, L ERA: 2.26	(1, 1) 6.0 23 3 1 0 4 3 0 0 0 0 0 0 56 89 0.00 1.000																					
Jeff Parrett, R ERA: 2.26	(7, 1) 3.0 W 10 2 1 1 3 0 0 0 0 0 0 0 24 34 3.00 0.667																					

Batter	1	2	3	4	5	6	7	8	9	AB	R	H	RBI	BB	SO	LOB	BOTTOM					
Keith Miller, S (1, 8) OBP: 0.250, SLG: 0.500	F9		L9					K		3	0	1	0	0	0	2	Pittsburgh Pirates @ Philadelphia Phillies Veterans Stadium, Philadelphia, PA Tue Sep 05 1989, 7:05 PM EDT Att: 12,484 - Unknown					
Steve Jeltz, S (8, 5) OBP: 0.378, SLG: 0.353										1	0	0	0	1	0							
Tom Herr, S (1, 4) OBP: 0.343, SLG: 0.345	G6-3		G4-3		L4			K		4	0	0	0	0	1	3						
Von Hayes, L (1, 9) OBP: 0.375, SLG: 0.453	K			K		G3-1		K		4	0	0	0	0	3	0						
Ricky Jordan, R (1, 3) OBP: 0.314, SLG: 0.409		F7		SF7 3B		G4-3				4	2	2	0	0	0	0						
Randy Ready, R (1, 7) OBP: 0.371, SLG: 0.410		K								2	0	0	1	0	1	0						
Jeff Parrett, R (7, 1)										0	0	0	0	0	0	0						
Tom Barrett, S (9, PH) OBP: 0.600, SLG: 0.600										0	0	0	0	0	0	0						
Charlie Hayes, R (1, 5) OBP: 0.285, SLG: 0.413										2	0	0	0	0	1	0						
Lenny Dykstra, L (7, PH) OBP: 0.322, SLG: 0.369										0	0	0	0	2	0	0						
Dickie Thon, R (1, 6) OBP: 0.313, SLG: 0.412										3	1	3	1	1	0	0						
Tom Nieto, R (1, 2) OBP: 0.286, SLG: 0.286										2	0	1	0	0	0	0						
Dwayne Murphy, L (7, PH) OBP: 0.357, SLG: 0.440										0	0	0	0	0	0	0						
Steve Stanicek, R (7, PH)										1	0	0	0	0	1	0						
Darren Daulton, L (8, 2) OBP: 0.289, SLG: 0.297										0	0	0	0	0	0	0						
Bob Dernier, R (9, PH) OBP: 0.234, SLG: 0.226										0	0	1	0	0	0	0						
Pat Combs, L (1, 1)										2	0	0	0	0	2	0						
John Kruk, L (7, 7) OBP: 0.382, SLG: 0.420										1	0	0	0	0	1	0						
Inning Stats	R: 0 E: 0 K: 1 S: 9	H: 0 LOB: 0 BB: 0 P: 12	R: 0 E: 0 K: 2 S: 11	H: 0 LOB: 0 BB: 0 P: 15	R: 0 E: 0 K: 0 S: 13	H: 2 LOB: 2 BB: 0 P: 21	R: 1 E: 0 K: 1 S: 9	H: 1 LOB: 0 BB: 0 P: 12	R: 1 E: 0 K: 0 S: 12	H: 2 LOB: 1 BB: 0 P: 19	R: 0 E: 0 K: 0 S: 8	H: 0 LOB: 0 BB: 0 P: 10	R: 0 E: 0 K: 0 S: 7	H: 1 LOB: 1 BB: 1 P: 17	R: 0 E: 0 K: 3 S: 11	H: 0 LOB: 0 BB: 0 P: 16	R: 1 E: 0 K: 0 S: 3	H: 1 LOB: 2 BB: 2 P: 12	1B: 3 2B: 2 3B: 1 HR: 1	SF: 2 SAC: 1 DP: 0 HBP: 0	WP: 0 PB: 0 SB: 0 CS: 1	PA: 35
PITCHER	IP WLS BF H R ER SO BB IBB HBP BLK WP HR S P ERA WHIP																					
Neal Heaton, L ERA: 3.5	(1, 1) 5.0 20 5 2 2 4 1 0 0 0 0 0 0 12 19 3.60 1.000																					
Mike Smith, R ERA: 4.59	(6, 1) 1.1 5 1 0 0 0 1 0 0 0 0 0 0 3 8 0.00 1.500																					
Bob Kipper, L ERA: 3.15	(7, 1) 0.2 2 0 0 0 0 0 0 0 0 0 0 0 3 8 0.00 0.000																					
Bob Patterson, L ERA: 7.11	(8, 1) 1.2 L 8 1 1 1 3 0 2 0 0 0 0 0 14 28 5.40 0.600																					


Batter	1	2	3	4	5	6	7	8	9	AB	R	H	RBI	BB	SO	LOB	TOP					
Jerome Walton, R (1.8) OBP: 0.348, SLG: 0.405	G4-3		G4-3			K		G4-6-3		4	0	0	0	0	1	2	Chicago Cubs @ Philadelphia Phillies Veterans Stadium, Philadelphia, PA Wed Sep 06 1989, 7:05 PM EDT Att: 17,272 - Unknown livebaseballscores.com					
23 Ryne Sandberg, R (1.4) OBP: 0.345, SLG: 0.491	G6-3			F9		BB 1B		BB 2B		4	0	2	0	0	0	0						
Mark Grace, L (1.3) OBP: 0.402, SLG: 0.474	G1			G4-6-3 BB		BB 1-2		G4-3		2	0	0	0	2	0	1						
Andre Dawson, R (1.9) OBP: 0.310, SLG: 0.478		G4-3		G4-6-3		G1-3			F8 1B 1B	4	0	1	0	0	0	3						
Lloyd McClendon, R (1.7) OBP: 0.372, SLG: 0.514	K				HR		1B		F9	4	1	2	1	0	1	1						
Luis Salazar, R (1.5) OBP: 0.306, SLG: 0.409	G5-3				G6-3		F9		BB 1-2 1B	4	0	1	0	0	0	1						
Shawon Dunston, R (1.6) OBP: 0.315, SLG: 0.396			F9		G6-3		L8		F8	4	0	0	0	0	0	3						
Joe Girardi, R (1.2) Scott Sanderson, R (5.1) Vance Law, R (7.9) Dean Wilkins, R (7.1) Steve Wilson, L (7.1) Mitch Webster, S (9.9)			G4-3 2B		K		F7		BB 1-2	2	0	1	0	0	1	0						
Greg Maddux, R (1.1) Rick Wrona, R (5.2)	G4-3				G6-3			G4-6-3 1B	K	1	0	0	0	0	0	1						
										3	0	1	0	0	1	3						
Inning Stats	R: 0 E: 0 K: 0 S: 7	H: 0 LOB: 0 BB: 0 P: 12	R: 0 E: 0 K: 1 S: 7	H: 0 LOB: 0 BB: 0 P: 10	R: 0 E: 0 K: 1 S: 11	H: 1 LOB: 1 BB: 0 P: 17	R: 0 E: 0 K: 0 S: 5	H: 0 LOB: 0 BB: 1 P: 12	R: 1 E: 0 K: 1 S: 9	H: 1 LOB: 2 BB: 1 P: 12	R: 0 E: 0 K: 0 S: 12	H: 1 LOB: 1 BB: 1 P: 17	R: 0 E: 0 K: 0 S: 9	H: 1 LOB: 1 BB: 0 P: 12	R: 0 E: 0 K: 0 S: 10	H: 2 LOB: 1 BB: 0 P: 18	R: 0 E: 0 K: 1 S: 15	H: 2 LOB: 3 BB: 1 P: 20	1B: 5 2B: 2 3B: 0 HR: 1	SF: 0 SAC: 0 DP: 2 HBP: 0	WP: 0 PB: 0 SB: 0 CS: 0	PA: 36
PITCHER Bruce Ruffin, L (1.1) ERA: 4.77	IP: 9.0 WLS: W BF: 36 H: 8 R: 1 ER: 1 SO: 4 BB: 3 IBB: 0 HBP: 0 BLK: 0 WP: 0 HR: 1 S: 85 P: 130 ERA: 1.00 WHIP: 1.222											PITCHER	IP: 9.0 WLS: W BF: 36 H: 8 R: 1 ER: 1 SO: 4 BB: 3 IBB: 0 HBP: 0 BLK: 0 WP: 0 HR: 1 S: 85 P: 130 ERA: 1.00 WHIP: 1.222									

Batter	1	2	3	4	5	6	7	8	9	AB	R	H	RBI	BB	SO	LOB	BOTTOM
Lenny Dykstra, L (1.8) OBP: 0.323, SLG: 0.370	CS 1B	P6			G6-3 1B	F9	K			5	1	2	0	0	1	4	Chicago Cubs @ Philadelphia Phillies Veterans Stadium, Philadelphia, PA Wed Sep 06 1989, 7:05 PM EDT Att: 17,272 - Unknown livebaseballscores.com
Tom Herr, S (1.4) OBP: 0.344, SLG: 0.345	1B		1B		G6-3	F9	F7			5	0	2	0	0	0	4	
John Kruk, L (1.7) OBP: 0.382, SLG: 0.419	F7		F8		1B 2B 1B	G4-1		G3-1 1B		5	1	2	1	0	0	2	
Ricky Jordan, R (1.3) OBP: 0.315, SLG: 0.409	F8		K		1B 2B 1B		1B 1B	K		5	2	2	0	0	2	3	
Von Hayes, L (1.9) OBP: 0.377, SLG: 0.454		K		1B	2B 1B	2B 1B	1B 1B	G3-1		5	2	3	0	0	1	1	
Dickie Thon, R (1.6) OBP: 0.317, SLG: 0.418		3B 1B	L3		2B 2B	E7 BB	G3			5	2	3	3	0	0	3	
Darren Daulton, L (1.2) OBP: 0.291, SLG: 0.310		3B 3B		F7	G4-3 2B	G4-3				4	1	2	3	0	0	2	
Steve Jeltz, S (1.5) OBP: 0.380, SLG: 0.361		3B		K	G4-3	BB IBB				3	0	1	1	1	1	1	
Bruce Ruffin, S (1.1) OBP: 0.235, SLG: 0.133		K		G5-3	K		BB			3	0	0	1	1	2	2	
										1B: 13 2B: 2 3B: 2 HR: 0	SF: 0 SAC: 0 DP: 0 HBP: 0	WP: 0 PB: 0 SB: 0 CS: 1	PA: 42				
PITCHER Greg Maddux, R (1.1) ERA: 3.01 Scott Sanderson, R (5.1) ERA: 4.19 Dean Wilkins, R (7.1) ERA: 7.88 Steve Wilson, L (7.1) ERA: 3.84	IP: 4.1 WLS: L BF: 24 H: 12 R: 7 ER: 7 SO: 4 BB: 0 IBB: 0 HBP: 0 BLK: 0 WP: 0 HR: 0 S: 57 P: 86 ERA: 14.54 WHIP: 2.769											PITCHER	IP: 4.1 WLS: L BF: 24 H: 12 R: 7 ER: 7 SO: 4 BB: 0 IBB: 0 HBP: 0 BLK: 0 WP: 0 HR: 0 S: 57 P: 86 ERA: 14.54 WHIP: 2.769				

Batter	1	2	3	4	5	6	7	8	9	AB	R	H	RBI	BB	SO	LOB	TOP										
Doug Dascenzo, S OBP: 0.202, SLG: 0.178	G3		HR	K		G4-3			G4-3	5	1	1	2	0	1	0	Chicago Cubs @ Philadelphia Phillies Veterans Stadium, Philadelphia, PA Thu Sep 07 1989, 7:05 PM EDT Att: 13,058 - Sunny										
23 Ryne Sandberg, R OBP: 0.344, SLG: 0.492	K		K			G4-3			G6-3	5	1	1	0	0	2	0											
Dwight Smith, L OBP: 0.352, SLG: 0.474			1B		P2				G4-3	4	1	2	0	0	0	0											
Mark Grace, L OBP: 0.403, SLG: 0.473	L7		1B		S				G3	3	1	1	0	1	0	1											
Marvell Wynne, L OBP: 0.282, SLG: 0.362		HR	F8		K				G6-3	4	1	1	1	0	1	3											
Vance Law, R OBP: 0.292, SLG: 0.356									G1-3	2	0	1	0	2	0	0											
Les Lancaster, R OBP: 0.143, SLG: 0.286										0	0	0	0	0	0	0											
Shawon Dunston, R OBP: 0.314, SLG: 0.394			K						G6-3	4	0	1	1	0	1	3											
Joe Girardi, R OBP: 0.250, SLG: 0.274	G6-4-3			L1					G6-3	4	0	0	0	0	1	3											
Mike Bielecki, R OBP: 0.094, SLG: 0.049										2	1	0	0	1	1	0											
Paul Assenmacher, L OBP: 0.305, SLG: 0.407			HR		G3				K	0	0	0	0	0	0	0											
										1	0	0	0	0	1	0											
Inning Stats	R: 0 E: 0 K: 1 S: 10	H: 1 LOB: 1 BB: 0 P: 13	R: 1 E: 0 K: 0 S: 5	H: 2 LOB: 0 BB: 0 P: 7	R: 3 E: 0 K: 2 S: 15	H: 2 LOB: 2 BB: 3 P: 30	R: 0 E: 0 K: 1 S: 9	H: 0 LOB: 0 BB: 0 P: 14	R: 2 E: 0 K: 2 S: 16	H: 3 LOB: 2 BB: 1 P: 27	R: 0 E: 0 K: 0 S: 6	H: 0 LOB: 0 BB: 0 P: 9	R: 0 E: 0 K: 0 S: 6	H: 0 LOB: 0 BB: 0 P: 6	R: 0 E: 0 K: 1 S: 9	H: 0 LOB: 0 BB: 0 P: 13	1B: 5 2B: 0 3B: 1 HR: 2	SF: 0 SAC: 0 DP: 1 HBP: 0	WP: 1 PB: 1 SB: 1 CS: 0	PA: 38							
PITCHER	IP	WLS	BF	H	R	ER	SO	BB	IBB	HBP	BLK	WP	HR	S	P	ERA	WHIP										
Ken Howell, R ERA: 3.7	3.0	L	16	5	4	4	3	3	0	0	0	1	2	30	50	12.00	2.667										
Don Carman, L ERA: 5.25	2.0		10	3	2	2	3	1	0	0	0	0	0	25	41	9.00	2.000										
Chuck McElroy, L ERA: 4.5	1.0		3	0	0	0	1	0	0	0	0	0	0	7	10	0.00	0.000										
Todd Frohwrth, R ERA: 3.81	2.0		6	0	0	0	0	0	0	0	0	0	0	12	15	0.00	0.000										
Roger McDowell, R ERA: 2.01	1.0		3	0	0	0	1	0	0	0	0	0	0	9	13	0.00	0.000										


Batter	1	2	3	4	5	6	7	8	9	AB	R	H	RBI	BB	SO	LOB	BOTTOM										
Lenny Dykstra, L OBP: 0.324, SLG: 0.378	G4-3			HR		G4-1			G6-4-3	4	1	2	1	0	0	2	Chicago Cubs @ Philadelphia Phillies Veterans Stadium, Philadelphia, PA Thu Sep 07 1989, 7:05 PM EDT Att: 13,058 - Sunny										
Tom Herr, S OBP: 0.341, SLG: 0.343	K			K		G3			G6-4-3	4	0	0	0	0	2	3											
John Kruk, L OBP: 0.377, SLG: 0.413	G5-3			G4-3		G4-3			K	4	0	0	0	0	1	0											
Ricky Jordan, R OBP: 0.317, SLG: 0.412		P4		2B		1B			F8	4	1	2	0	0	0	0											
Von Hayes, L OBP: 0.379, SLG: 0.457									K	2	0	1	0	2	1	0											
Dickie Thorn, R OBP: 0.316, SLG: 0.416									G6-3	4	0	1	0	0	1	3											
Charlie Hayes, R OBP: 0.252, SLG: 0.408				G4-3					K	3	0	0	0	0	1	3											
Tom Barrett, S OBP: 0.500, SLG: 0.500										1	0	0	0	0	1	0											
Darren Daulton, L OBP: 0.294, SLG: 0.308				F8		G4-1			F9	2	0	0	1	2	0	0											
Ken Howell, R ERA: 3.7	5.2	W	25	5	2	2	5	4	0	0	0	0	0	52	93	3.18		1.588									
Mike Bielecki, R ERA: 3.38	1.1		5	1	0	0	2	1	0	0	0	0	0	16	29	0.00	1.500										
Paul Assenmacher, L ERA: 3.23	2.0		6	0	0	0	3	0	0	0	0	0	0	15	23	0.00	0.000										
Les Lancaster, R ERA: 1.05																											
Inning Stats	R: 0 E: 0 K: 1 S: 5	H: 0 LOB: 0 BB: 0 P: 9	R: 0 E: 0 K: 0 S: 7	H: 0 LOB: 0 BB: 1 P: 14	R: 0 E: 0 K: 1 S: 6	H: 0 LOB: 0 BB: 0 P: 10	R: 1 E: 0 K: 2 S: 13	H: 3 LOB: 2 BB: 0 P: 19	R: 0 E: 0 K: 0 S: 11	H: 0 LOB: 2 BB: 2 P: 24	R: 1 E: 0 K: 2 S: 16	H: 2 LOB: 3 BB: 2 P: 29	R: 0 E: 0 K: 1 S: 10	H: 1 LOB: 0 BB: 0 P: 17	R: 0 E: 0 K: 1 S: 7	H: 0 LOB: 0 BB: 0 P: 11	R: 0 E: 0 K: 2 S: 8	H: 0 LOB: 0 BB: 0 P: 12	1B: 3 2B: 2 3B: 0 HR: 1	SF: 0 SAC: 0 DP: 2 HBP: 0	WP: 0 PB: 0 SB: 0 CS: 0	PA: 36					
PITCHER	IP	WLS	BF	H	R	ER	SO	BB	IBB	HBP	BLK	WP	HR	S	P	ERA	WHIP										
Mike Bielecki, R ERA: 3.38	5.2	W	25	5	2	2	5	4	0	0	0	0	0	52	93	3.18	1.588										
Paul Assenmacher, L ERA: 3.23	1.1		5	1	0	0	2	1	0	0	0	0	0	16	29	0.00	1.500										
Les Lancaster, R ERA: 1.05	2.0		6	0	0	0	3	0	0	0	0	0	0	15	23	0.00	0.000										


AB 34
 R 6
 H 8
 RBI 4
 BB 4
 SO 8
 LOB 10



AB 31
 R 2
 H 6
 RBI 2
 BB 5
 SO 10
 LOB 14



Batter	1	2	3	4	5	6	7	8	9	AB R H RBI BB SO LOB	TOP												
Lenny Dykstra, L OBP: 0.321, SLG: 0.373 (1, 8)	G1-3		K		5-3	F7			G4-3	5 0 0 0 0 1 4	Philadelphia Phillies @ Montreal Expos Olympic Stadium, Montreal, QB Fri Sep 08 1989, 7:05 PM EDT Att: 18,151 - Unknown AB 31 R 4 H 8 RBI 4 BB 4 SO 8 LOB 15 												
Tom Herr, S OBP: 0.342, SLG: 0.343 (1, 4)	G6-3		K		BB 1B 2H		FC2-5 S		B1-3	5 1 2 1 0 1 2													
John Kruk, L OBP: 0.375, SLG: 0.410 (1, 7)	L7			K	BB 1B 1-2		FC2-5 1B SF9		K	5 1 1 0 0 2 1													
Ricky Jordan, R OBP: 0.318, SLG: 0.412 (1, 3)		L7		K	BB 1-2 2-3					3 0 1 0 1 1 0													
Von Hayes, L OBP: 0.382, SLG: 0.457 Curt Ford, L OBP: 0.295, SLG: 0.298 (5, PH) (7, PH) Randy Ready, R OBP: 0.368, SLG: 0.408 Bob Demmer, R OBP: 0.294, SLG: 0.226 (7, PH) Dickie Thon, R OBP: 0.313, SLG: 0.411 (1, 6)		L7		K	BB 1-2 2-3		SF9			0 0 0 0 1 0 0 0 0 0 1 1 0 0 0 0 0 1 0 0 0 0 0 0 0 0 0 0													
Charlie Hayes, R OBP: 0.289, SLG: 0.427 (1, 5)									G1-3	4 1 3 1 0 0 0													
Darren Daulton, L OBP: 0.296, SLG: 0.308 (1, 2)									G4-3	3 1 1 0 1 1 1													
Jason Grimsley, R Dwayne Murphy, L Dennis Cook, L Keith Miller, R Jeff Parrett, R Roger McDowell, R (6, PH) (6, PH) (8, PH) (8, 1) (8, 1)									P6	0 0 0 0 0 0 0 1 0 0 0 0 1 1 0 0 0 0 0 0 0 1 0 0 0 0 0 0 0 0 0 0 0 0 0 0 0 0 0 0 0 0													
Inning Stats	R: 0 E: 0 K: 0 S: 7	H: 0 LOB: 0 BB: 0 P: 10	R: 0 E: 0 K: 0 S: 7	H: 0 LOB: 0 BB: 1 P: 14	R: 0 E: 1 K: 2 S: 12	H: 2 LOB: 2 BB: 0 P: 18	R: 0 E: 0 K: 2 S: 9	H: 0 LOB: 1 BB: 0 P: 16	R: 3 E: 0 K: 0 S: 13	H: 3 LOB: 3 BB: 3 P: 30		R: 0 E: 0 K: 1 S: 8	H: 1 LOB: 1 BB: 0 P: 12	R: 1 E: 0 K: 1 S: 13	H: 2 LOB: 1 BB: 0 P: 18	R: 0 E: 0 K: 0 S: 6	H: 0 LOB: 0 BB: 0 P: 8	R: 0 E: 0 K: 1 S: 5	H: 0 LOB: 0 BB: 0 P: 6	1B: 7 2B: 1 3B: 0 HR: 1	SF: 1 SAC: 2 DP: 1 HBP: 1	WP: 0 PB: 0 SB: 2 CS: 0	PA: 39
PITCHER	IP WLS BF H R ER SO BB IBB HBP BLK WP HR S P ERA WHIP											IP WLS BF H R ER SO BB IBB HBP BLK WP HR S P ERA WHIP											
Kevin Gross, R ERA: 4.17 John Candelaria, L ERA: 4.75 Rich Thompson, R ERA: 1.31 Zane Smith, L ERA: 3.55	(1, 1) (7, 1) (7, 1) (9, 1)	6.0 0.1 1.2 1.0	L 2 5 3	29 1 0 0	7 0 0 0	4 0 0 0	4 0 0 0	6 0 1 1	6 0 0 0	4 0 0 0	0 0 0 0	0 0 0 0	0 0 0 0	0 0 0 0	103 5 12 6	6.00 0.00 0.00 0.00	1.833 3.000 0.000 0.000						

Batter	1	2	3	4	5	6	7	8	9	AB R H RBI BB SO LOB	BOTTOM											
Tim Raines, S OBP: 0.404, SLG: 0.435 (1, 7)	G4-3	G6-3		G3-1			G4-3		G3	5 0 0 0 0 0 3	Philadelphia Phillies @ Montreal Expos Olympic Stadium, Montreal, QB Fri Sep 08 1989, 7:05 PM EDT Att: 18,151 - Unknown AB 31 R 3 H 7 RBI 3 BB 7 SO 3 LOB 17 											
Marquis Grissom, R OBP: 0.483, SLG: 0.333 (1, 8)	WP BB BB		G6-3 BB		1B BB		P4		G2	2 0 0 0 3 0 0												
Jeff Huson, L OBP: 0.232, SLG: 0.250 Damaso Garcia, R OBP: 0.322, SLG: 0.380 (7, PH) (8, 5)			G6-3		F9		F8			2 0 0 0 1 0 2 1 0 0 0 0 0 0												
Hubie Brooks, R OBP: 0.304, SLG: 0.378 (1, 9)			G6-3							3 1 2 0 1 0 0												
Andres Galarraga, R OBP: 0.331, SLG: 0.433 (1, 3)										3 2 2 2 1 1 3												
Tom Foley, L OBP: 0.305, SLG: 0.339 (1, 4)	G3				F9				L4	4 0 0 0 0 1 6												
Nelson Santovenia, R OBP: 0.289, SLG: 0.377 Otis Nixon, S OBP: 0.307, SLG: 0.261 Mike Fitzgerald, R OBP: 0.329, SLG: 0.402 (8, PH) (9, 2)			F7		FC1-5 1B		K		G1-6-3 BB	3 0 1 1 1 1 0 0 0 0 0 0 0 0 0 0 0 0 0 0 0												
Spike Owen, S OBP: 0.361, SLG: 0.342 (1, 6)			F8		FC1-5 1B		L5		G1-6-3	4 0 1 0 0 0 1												
Kevin Gross, R OBP: 0.206, SLG: 0.175 John Candelaria, L Rich Thompson, R Zane Smith, L Wallace Johnson, S OBP: 0.188, SLG: 0.219 OBP: 0.299, SLG: 0.354 (8, PH) (7, 1) (7, 1) (9, PH)			E8		FC1-5		G5-3		G4-3	3 0 1 0 0 0 2 0 0 0 0 0 0 0 0 0 0 0 0 0 0 0 0 0 0 0 0 0 1 0 0 0 0 0 0												
Inning Stats	R: 0 E: 0 K: 1 S: 9	H: 0 LOB: 3 BB: 3 P: 26	R: 0 E: 1 K: 0 S: 10	H: 1 LOB: 1 BB: 0 P: 14	R: 0 E: 0 K: 0 S: 3	H: 0 LOB: 0 BB: 1 P: 10	R: 1 E: 0 K: 0 S: 13	H: 3 LOB: 2 BB: 0 P: 20	R: 0 E: 0 K: 1 S: 7	H: 1 LOB: 2 BB: 2 P: 18		R: 0 E: 0 K: 1 S: 8	H: 0 LOB: 0 BB: 0 P: 10	R: 0 E: 0 K: 0 S: 6	H: 0 LOB: 0 BB: 0 P: 12	R: 2 E: 0 K: 0 S: 17	H: 2 LOB: 1 BB: 1 P: 24	R: 0 E: 0 K: 0 S: 6	H: 0 LOB: 0 BB: 0 P: 8	1B: 4 2B: 1 3B: 1 HR: 1	SF: 0 SAC: 0 DP: 2 HBP: 0	WP: 1 PB: 0 SB: 0 CS: 0
PITCHER	IP WLS BF H R ER SO BB IBB HBP BLK WP HR S P ERA WHIP											IP WLS BF H R ER SO BB IBB HBP BLK WP HR S P ERA WHIP										
Jason Grimsley, R ERA: 1.8 Dennis Cook, L ERA: 3.97 Jeff Parrett, R ERA: 2.44 Roger McDowell, R ERA: 1.97	(1, 1) (6, 1) (8, 1) (8, 1)	5.0 2.0 0.1 1.2	W 6 4 S	24 0 2 4	5 0 2 0	1 0 2 0	1 0 2 0	2 1 2 0	0 0 0 0	0 0 1 0	0 0 0 0	0 0 0 0	0 0 1 0	0 0 14 9	14 14 14 12	22 20 20 12	0.00 54.00 0.00 0.00	0.000 9.000 0.000 0.000				

Batter	1	2	3	4	5	6	7	8	9	AB	R	H	RBI	BB	SO	LOB	TOP								
Lenny Dykstra, L OBP: 0.318, SLG: 0.370 (1, 8)	G1-3		G6-3			G3		FC1-6		4	0	0	0	0	0	2	Philadelphia Phillies @ Montreal Expos Olympic Stadium, Montreal, QB Sat Sep 09 1989, 7:05 PM EDT Att: 22,981 - Unknown - 80 F								
Tom Herr, S OBP: 0.339, SLG: 0.341 (1, 4)	F6			K		G4-3		K		4	0	0	0	0	2	1									
John Kruk, L OBP: 0.373, SLG: 0.408 (1, 7)	K			G4-3			G3		BB HR	4	1	1	0	0	1	0									
Ricky Jordan, R OBP: 0.320, SLG: 0.411 (1, 3)		G4-3		K			FC1-6 1B		HR BB	3	1	1	0	1	1	0									
Dwayne Murphy, L OBP: 0.355, SLG: 0.455 (7, PH)	K						FC1-6 FC4-6		F7	2	1	1	1	0	1	0									
Bob Demier, R OBP: 0.232, SLG: 0.225 (7, 9)										1	0	0	0	0	0	1									
Von Hayes, L OBP: 0.381, SLG: 0.456 (9, PH)						HR				1	0	0	0	0	0	2									
Dickie Thon, R OBP: 0.315, SLG: 0.420 (1, 6)	G5-3					1B	FC4-6			4	1	2	3	0	0	1									
Charlie Hayes, R OBP: 0.265, SLG: 0.419 Jeff Parrett, R (9, 1)			K			K		G4-3	K	4	0	0	0	0	3	1									
Darren Daulton, L OBP: 0.297, SLG: 0.309 Randy Ready, R OBP: 0.371, SLG: 0.415 Al Pardo, S (8, 2)						K			G4-3	2	0	1	0	0	1	0									
Terry Mulholland, R OBP: 0.261, SLG: 0.291 Randy O'Neal, R (5, 1)										0	0	0	0	0	0	0									
Curt Ford, L OBP: 0.292, SLG: 0.296 Don Carman, L OBP: 0.271, SLG: 0.282 Todd Frohwrth, R (7, 1)			SH1-4							1	0	0	0	0	0	0									
Steve Stanizek, R OBP: 0.289, SLG: 0.292 Chuck McElroy, L (8, 1)										0	0	0	0	0	0	0									
Steve Jeltz, S OBP: 0.300, SLG: 0.361 (9, 5)										0	0	0	0	0	0	0									
Inning Stats	R: 0 E: 0 K: 1 S: 8	H: 0 LOB: 0 BB: 0 P: 14	R: 0 E: 0 K: 1 S: 6	H: 0 LOB: 0 BB: 0 P: 9	R: 0 E: 0 K: 1 S: 8	H: 1 LOB: 1 BB: 0 P: 11	R: 0 E: 0 K: 2 S: 8	H: 0 LOB: 0 BB: 0 P: 9	R: 1 E: 0 K: 0 S: 10	H: 2 LOB: 0 BB: 0 P: 16	R: 0 E: 0 K: 0 S: 6	H: 0 LOB: 0 BB: 0 P: 9	R: 0 E: 0 K: 0 S: 7	H: 1 LOB: 1 BB: 0 P: 11	R: 1 E: 0 K: 1 S: 13	H: 2 LOB: 1 BB: 0 P: 19	R: 3 E: 0 K: 1 S: 13	H: 2 LOB: 0 BB: 1 P: 23	1B: 5 2B: 1 3B: 0 HR: 2	SF: 0 SAC: 1 DP: 0 HBP: 0	WP: 0 PB: 0 SB: 0 CS: 0	PA: 35			
PITCHER	IP	WLS	BF	H	R	ER	SO	BB	IBB	HBP	BLK	WP	HR	S	P	ERA	WHIP								
Dennis Martinez, R ERA: 2.96 (1, 1)	6.1		22	4	1	1	7	0	0	0	0	0	1	51	76	1.42	0.632								
Zane Smith, L ERA: 3.57 (7, 1)	1.2		7	2	1	1	1	0	0	0	0	0	0	15	22	5.40	1.200								
Tim Burke, R ERA: 2.73 (9, 1)	1.0	W	6	2	3	3	1	1	0	0	0	0	1	13	23	27.00	3.000								

AB 33
R 5
H 8
RBI 5
BB 1
SO 9
LOB 8



Batter	1	2	3	4	5	6	7	8	9	AB	R	H	RBI	BB	SO	LOB	BOTTOM									
Tim Raines, S OBP: 0.404, SLG: 0.435 (1, 7)	G6-3						F6		K	5	0	2	1	0	1	0	Philadelphia Phillies @ Montreal Expos Olympic Stadium, Montreal, QB Sat Sep 09 1989, 7:05 PM EDT Att: 22,981 - Unknown - 80 F									
Marquis Grissom, R OBP: 0.529, SLG: 0.462 (1, 8)									K	5	2	4	0	0	1	0										
Andres Galarraga, R OBP: 0.333, SLG: 0.439 (1, 3)	F7						E7		BB	5	2	3	2	0	1	1										
Hubie Brooks, R OBP: 0.307, SLG: 0.381 (1, 9)	F8								BB	4	0	2	2	1	1	2										
Tim Wallach, R OBP: 0.348, SLG: 0.426 (1, 5)			G4-3				F8			4	0	0	0	0	0	3										
Damaso Garcia, R OBP: 0.321, SLG: 0.378 (1, 4)										4	1	1	0	0	1	2										
Mike Fitzgerald, R OBP: 0.328, SLG: 0.399 (1, 2)										4	1	1	0	0	1	0										
Spike Owen, S OBP: 0.363, SLG: 0.344 (1, 6)										4	0	2	1	0	1	0										
Dennis Martinez, R OBP: 0.183, SLG: 0.121 Zane Smith, L OBP: 0.188, SLG: 0.219 Rex Hudler, R OBP: 0.291, SLG: 0.438 Tim Burke, R (9, 1)										3	0	0	0	0	0	2										
Inning Stats	R: 0 E: 0 K: 0 S: 7	H: 1 LOB: 1 BB: 0 P: 13	R: 2 E: 0 K: 0 S: 12	H: 5 LOB: 2 BB: 0 P: 21	R: 0 E: 0 K: 1 S: 9	H: 0 LOB: 1 BB: 1 P: 17	R: 0 E: 0 K: 0 S: 5	H: 0 LOB: 0 BB: 0 P: 7	R: 2 E: 0 K: 0 S: 15	H: 4 LOB: 1 BB: 0 P: 23	R: 0 E: 0 K: 2 S: 7	H: 0 LOB: 0 BB: 0 P: 11	R: 1 E: 1 K: 1 S: 13	H: 2 LOB: 1 BB: 0 P: 21	R: 0 E: 0 K: 1 S: 10	H: 1 LOB: 1 BB: 0 P: 12		R: 1 E: 0 K: 2 S: 12	H: 2 LOB: 1 BB: 0 P: 19	1B: 11 2B: 4 3B: 0 HR: 0	SF: 0 SAC: 0 DP: 0 HBP: 0	WP: 0 PB: 0 SB: 0 CS: 1	PA: 40			
PITCHER	IP	WLS	BF	H	R	ER	SO	BB	IBB	HBP	BLK	WP	HR	S	P	ERA		WHIP								
Terry Mulholland, L ERA: 4.57 (1, 1)	4.1		22	10	4	4	1	1	0	0	0	0	0	5	7	0.00		0.000								
Randy O'Neal, R ERA: 5.24 (5, 1)	0.2		2	0	0	0	0	0	0	0	0	0	0	5	7	0.00	0.000									
Don Carman, L ERA: 5.27 (6, 1)	1.1		6	2	1	1	2	0	0	0	0	0	0	15	25	6.75	1.500									
Todd Frohwrth, R ERA: 3.76 (7, 1)	0.2		2	0	0	0	1	0	0	0	0	0	0	5	7	0.00	0.000									
Chuck McElroy, L ERA: 3.0 (8, 1)	1.0		4	1	0	0	1	0	0	0	0	0	0	10	12	0.00	1.000									
PITCHER	IP	WLS	BF	H	R	ER	SO	BB	IBB	HBP	BLK	WP	HR	S	P	ERA	WHIP									
Jeff Parrett, R ERA: 2.51 (9, 1)	0.2	L	4	2	1	1	2	0	0	0	0	0	0	12	19	13.50	3.000									

AB 39
R 6
H 15
RBI 6
BB 1
SO 7
LOB 11



Batter	1	2	3	4	5	6	7	8	9	AB	R	H	RBI	BB	SO	LOB	TOP											
Von Hayes, L OBP: 0.381, SLG: 0.455 (1, 8)	1-1 SH1 1B		1-2 G4-3		4-2 1B IBB		3-1 SF8		2-2 G3-1	3	1	1	1	1	0	0	Philadelphia Phillies @ Montreal Expos Olympic Stadium, Montreal, QB Sun Sep 10 1989, 3:33 AM EDT Att: 22,630 - Unknown											
Tom Barrett, S OBP: 0.500, SLG: 0.500 (1, 4)	2-1 SH1		0-1 F7		1-0 1B		0-0 1B		2-2 G3	4	0	2	1	0	0	0												
John Kruk, L OBP: 0.372, SLG: 0.495 Bob Demier, R OBP: 0.231, SLG: 0.224 (9, PH) (9, 7)	1-2 1B		1-2 G4-3		1-2 G6-3		0-3 K		2-3 K	4	0	1	1	0	1	4												
Ricky Jordan, R OBP: 0.317, SLG: 0.408 (1, 3)	0-3 K			0-0 G5-3		0-1 F8		0-0 G4-3		4	0	0	0	0	1	1												
Dwayne Murphy, L OBP: 0.349, SLG: 0.446 Randy Ready, R OBP: 0.373, SLG: 0.422 Lenny Dykstra, L OBP: 0.318, SLG: 0.370 (1, 9) (8, PH) (9, 8)	0-1 F9			3-3 K		0-1 G3-1		0-1 1B 2B		3	0	0	0	0	1	1												
Dickie Thon, R OBP: 0.314, SLG: 0.418 (1, 6)		0-0 F9		0-1 P6		0-2 G2-3		3-2 F8 1B		4	0	1	0	0	0	0												
Charlie Hayes, R OBP: 0.292, SLG: 0.429 (1, 5)		0-3 K			0-0 FC6 1B		2-2 1B SF8 2B	1-0 SAFE 1B	1-2 3-H 1B	4	1	3	1	0	1	0												
Darren Daulton, L OBP: 0.299, SLG: 0.309 (1, 2)		4-0 BB			1-1 FC6 FC5-6 1-2		0-2 FC2-6 1B	1-1 1-1 F8	2-3 F8	3	0	1	0	1	0	3												
Pat Combs, L Curt Ford, L OBP: 0.291, SLG: 0.294 Roger McDowell, R OBP: 0.333, SLG: 0.333 (1, 1) (8, PH) (8, 1)	0-3 K			1-0 FC5-6 1B		2-1 FC2-6 1B	1-2 P5	1-2 P5		3	1	0	0	0	1	4												
Inning Stats	R: 1 E: 0 K: 1 S: 13	H: 2 LOB: 1 BB: 0 P: 16	R: 0 E: 0 K: 2 S: 7	H: 0 LOB: 1 BB: 1 P: 11	R: 0 E: 0 K: 0 S: 8	H: 0 LOB: 0 BB: 0 P: 10	R: 0 E: 0 K: 1 S: 6	H: 0 LOB: 0 BB: 0 P: 9	R: 1 E: 0 K: 0 S: 13	H: 2 LOB: 2 BB: 1 P: 20	R: 0 E: 0 K: 0 S: 9	H: 0 LOB: 0 BB: 0 P: 9	R: 1 E: 0 K: 1 S: 15	H: 3 LOB: 2 BB: 0 P: 22	R: 1 E: 0 K: 0 S: 13	H: 3 LOB: 3 BB: 0 P: 19		R: 0 E: 0 K: 1 S: 10	H: 0 LOB: 0 BB: 0 P: 16	1B: 8 2B: 2 3B: 0 HR: 0	SF: 1 SAC: 1 DP: 0 HBP: 0	WP: 0 PB: 0 SB: 2 CS: 0	PA: 39					
PITCHER	IP	WLS	BF	H	R	ER	SO	BB	IBB	HBP	BLK	WP	HR	S	P	ERA	WHIP											
Pascual Perez, R ERA: 3.4 John Candelaria, L ERA: 4.92 Rich Thompson, R ERA: 1.27 Joe Hesketh, L ERA: 6.43 (1, 1) (7, 1) (8, 1) (9, 1)	6.1	L	27	6	3	3	4	1	1	0	0	0	0	0	65	88	4.26	1.105										

AB	35
R	4
H	10
RBI	4
BB	2
SO	6
LOB	15



Batter	1	2	3	4	5	6	7	8	9	AB	R	H	RBI	BB	SO	LOB	BOTTOM										
Tim Raines, S OBP: 0.406, SLG: 0.435 (1, 7)	1-2 G6-3		2-0 1B		0-0 S 1B		3-2 P6		4-2 BB	4	0	2	0	1	0	0	Philadelphia Phillies @ Montreal Expos Olympic Stadium, Montreal, QB Sun Sep 10 1989, 3:33 AM EDT Att: 22,630 - Unknown										
Marquis Grissom, R OBP: 0.487, SLG: 0.419 (1, 8)	2-3 K		1-3 K		1-3 K		0-0 G6-4-3 1B		1-3 K	5	0	1	0	0	4	6											
Andres Galarraga, R OBP: 0.333, SLG: 0.436 (1, 3)	2-3 K			2-2 G6-3		0-1 1B		2-2 G6-4-3 1B		4	0	1	0	0	1	1											
Hubie Brooks, R OBP: 0.308, SLG: 0.388 (1, 9)		1-0 WP 1B		2-1 HR		2-3 K		0-0 G1-3		4	1	2	1	0	1	1											
Tim Wallach, R OBP: 0.349, SLG: 0.429 (1, 5)		2-3 K		0-0 G6-3		0-2 G6-3		1-3 1B		4	1	2	0	0	1	1											
Damaso Garcia, R OBP: 0.321, SLG: 0.374 Wallace Johnson, S OBP: 0.306, SLG: 0.360 (1, 4) (9, PH)	1-2 K			0-2 G5-3		4-0 G4-3 IBB		2-1 1B 2B		2	0	0	0	1	1	1											
Nelson Santoveña, R John Candelaria, L Rich Thompson, R Joe Hesketh, R Jim Chavers, L Chris Nixon, S OBP: 0.302, SLG: 0.378 OBP: 0.325, SLG: 0.400 OBP: 0.307, SLG: 0.281 (1, 2) (7, 1) (8, 1) (9, 1) (9, PH) (9, PH)	0-0 F4				2-2 F9		1-1 G4-3		0-2 BB SH3 1B	3	0	0	0	0	0	4											
Spike Owen, S OBP: 0.360, SLG: 0.341 (1, 6)			1-1 F8		1-1 F9		1-1 G5-3		1-0 SH3	3	0	0	0	0	0	0											
Pascual Perez, R Mike Fitzgerald, R Rex Hudler, R OBP: 0.231, SLG: 0.245 OBP: 0.325, SLG: 0.396 OBP: 0.291, SLG: 0.438 (1, 1) (7, 2) (9, PR)	1-3 K			1-3 K		0-0 1B		2-1 F8		2	0	1	0	0	1	0											
Inning Stats	R: 0 E: 0 K: 2 S: 13	H: 0 LOB: 0 BB: 0 P: 18	R: 0 E: 0 K: 2 S: 9	H: 1 LOB: 1 BB: 0 P: 14	R: 0 E: 0 K: 2 S: 9	H: 1 LOB: 1 BB: 0 P: 14	R: 1 E: 0 K: 0 S: 9	H: 1 LOB: 0 BB: 0 P: 13	R: 0 E: 0 K: 1 S: 14	H: 2 LOB: 2 BB: 0 P: 18	R: 0 E: 0 K: 1 S: 10	H: 2 LOB: 2 BB: 1 P: 17	R: 0 E: 0 K: 0 S: 11	H: 0 LOB: 0 BB: 0 P: 17	R: 0 E: 0 K: 0 S: 5	H: 1 LOB: 0 BB: 0 P: 7		R: 1 E: 0 K: 1 S: 17	H: 3 LOB: 3 BB: 1 P: 26	1B: 9 2B: 1 3B: 0 HR: 1	SF: 0 SAC: 1 DP: 2 HBP: 0	WP: 1 PB: 0 SB: 1 CS: 0	PA: 38				
PITCHER	IP	WLS	BF	H	R	ER	SO	BB	IBB	HBP	BLK	WP	HR	S	P	ERA	WHIP										
Pat Combs, L Roger McDowell, R ERA: 0.69 ERA: 2.03 (1, 1) (8, 1)	7.0	W	28	7	1	1	8	0	0	0	0	0	0	22	33	4.50	2.500										

AB	35
R	2
H	11
RBI	2
BB	2
SO	9
LOB	17



Batter	1	2	3	4	5	6	7	8	9	AB	R	H	RBI	BB	SO	LOB	TOP					
Gregg Jefferies, S OBP: 0.300, SLG: 0.367 (1, 4)	L4	F8			F8		G3			4	0	0	0	1	0	1	New York Mets @ Philadelphia Phillies Veterans Stadium, Philadelphia, PA Mon Sep 11 1989, 7:05 PM EDT Att: 18,690 - Unknown					
Juan Samuel, R OBP: 0.306, SLG: 0.343 (1, 8)	E6 FC3-6 1B HR	K					K	K		5	1	1	0	0	3	4						
Howard Johnson, S OBP: 0.370, SLG: 0.580 (1, 5)					F8			P2		5	1	2	0	0	0	4						
Darryl Strawberry, L OBP: 0.315, SLG: 0.467 (1, 9)	FC3-6 HR				P2				G4-3	5	1	1	0	0	0	3						
Kevin McReynolds, R OBP: 0.329, SLG: 0.458 (1, 7)					P4					5	1	3	4	0	0	0						
Tim Lincecum, R OBP: 0.341, SLG: 0.314 Keith Hernandez, L OBP: 0.333, SLG: 0.328 (7, 3)					G5-3 1B			F9		3	0	2	0	0	1	0						
Barry Lyons, R OBP: 0.288, SLG: 0.354 (1, 2)					L7				F9	5	1	1	0	0	1	4						
Kevin Elster, R OBP: 0.285, SLG: 0.358 (1, 6)					G5-3					3	0	2	0	2	0	1						
Ron Darling, R OBP: 0.159, SLG: 0.239 Jeff Musselman, L OBP: 0.333, SLG: 0.328 (7, 1)					L9				G4-3	3	0	1	1	0	0	3						
Randy Myers, L OBP: 0.333, SLG: 0.328 (7, 3)										1	0	0	0	0	0	3						
Inning Stats	R: 3 E: 1 K: 1 S: 13	H: 2 LOB: 0 BB: 0 P: 20	R: 1 E: 0 K: 1 S: 10	H: 3 LOB: 1 BB: 0 P: 16	R: 0 E: 0 K: 0 S: 3	H: 0 LOB: 0 BB: 0 P: 5	R: 0 E: 0 K: 0 S: 9	H: 1 LOB: 1 BB: 0 P: 14	R: 0 E: 0 K: 0 S: 10	H: 1 LOB: 2 BB: 1 P: 15	R: 1 E: 0 K: 1 S: 12	H: 3 LOB: 2 BB: 0 P: 18	R: 0 E: 0 K: 2 S: 11	H: 1 LOB: 3 BB: 2 P: 20	R: 0 E: 0 K: 0 S: 14	H: 1 LOB: 3 BB: 2 P: 29	1B: 12 2B: 0 3B: 0 HR: 1	SF: 0 SAC: 0 DP: 0 HBP: 0	WP: 1 PB: 0 SB: 2 CS: 0	PA: 45		
PITCHER	IP WLS BF H R ER SO BB IBB HBP BLK WP HR S P ERA WHIP	IP WLS BF H R ER SO BB IBB HBP BLK WP HR S P ERA WHIP	IP WLS BF H R ER SO BB IBB HBP BLK WP HR S P ERA WHIP	IP WLS BF H R ER SO BB IBB HBP BLK WP HR S P ERA WHIP	IP WLS BF H R ER SO BB IBB HBP BLK WP HR S P ERA WHIP	IP WLS BF H R ER SO BB IBB HBP BLK WP HR S P ERA WHIP	IP WLS BF H R ER SO BB IBB HBP BLK WP HR S P ERA WHIP	IP WLS BF H R ER SO BB IBB HBP BLK WP HR S P ERA WHIP	IP WLS BF H R ER SO BB IBB HBP BLK WP HR S P ERA WHIP	IP WLS BF H R ER SO BB IBB HBP BLK WP HR S P ERA WHIP	IP WLS BF H R ER SO BB IBB HBP BLK WP HR S P ERA WHIP	IP WLS BF H R ER SO BB IBB HBP BLK WP HR S P ERA WHIP	IP WLS BF H R ER SO BB IBB HBP BLK WP HR S P ERA WHIP	IP WLS BF H R ER SO BB IBB HBP BLK WP HR S P ERA WHIP	IP WLS BF H R ER SO BB IBB HBP BLK WP HR S P ERA WHIP	IP WLS BF H R ER SO BB IBB HBP BLK WP HR S P ERA WHIP	ERA WHIP	ERA WHIP	ERA WHIP	ERA WHIP		
Bruce Ruffin, L ERA: 4.77 Dennis Cook, L ERA: 3.73 Todd Frohwrth, R ERA: 3.86 Chuck McElroy, L ERA: 3.0 Jeff Parrett, R ERA: 2.48	2.0 L 11 5 4 1 2 0 0 0 0 1 1 23 36 4.50 2.500	3.2 3 15 3 0 0 0 0 1 0 1 0 0 33 56 0.00 0.818	1.0 4 1 1 1 1 0 0 0 0 0 0 9 14 9.00 1.000	0.0 1 1 0 0 0 0 0 0 0 0 0 3 4 ∞ ∞	1.1 8 2 0 0 2 2 0 0 0 0 0 15 26 0.00 3.000	1.0 6 1 0 0 0 2 0 0 0 0 0 14 29 0.00 3.000	0.00 2.500	9.00 1.000	∞ ∞	0.00 3.000	0.00 3.000	0.00 3.000	0.00 3.000	0.00 3.000	0.00 3.000	0.00 3.000	0.00 3.000	0.00 3.000	0.00 3.000	0.00 3.000		
Lenny Dykstra, L OBP: 0.318, SLG: 0.369 Steve Stanicek, R OBP: 0.333, SLG: 0.333 (9, PH)	P6	K					G4		K	4	0	1	0	0	1	3	New York Mets @ Philadelphia Phillies Veterans Stadium, Philadelphia, PA Mon Sep 11 1989, 7:05 PM EDT Att: 18,690 - Unknown					
Tom Herr, S OBP: 0.339, SLG: 0.340 (1, 4)	F7				F7		G6-3			4	0	1	0	0	0	2						
John Kruk, L OBP: 0.292, SLG: 0.401 Bob Dernier, R OBP: 0.230, SLG: 0.222 (9, 7)	F7				L1-3		G1-3		G4-3	3	0	0	0	0	0	1						
Ricky Jordan, R OBP: 0.319, SLG: 0.408 (1, 3)					F8		G4-3			4	1	2	0	0	0	0						
Von Hayes, L OBP: 0.382, SLG: 0.453 (1, 9)					F9				G4-3	2	1	0	0	2	0	1						
Dickie Thon, R OBP: 0.316, SLG: 0.418 (1, 6)					F8				P6	3	0	1	1	1	0	1						
Charlie Hayes, R OBP: 0.292, SLG: 0.428 Don Carman, L OBP: 0.032, SLG: 0.032 Tom Barrett, S OBP: 0.455, SLG: 0.455 (9, PH)					G6-3				K	3	0	1	1	0	1	2						
Darren Daulton, L OBP: 0.299, SLG: 0.307 Randy Ready, R OBP: 0.375, SLG: 0.422 (9, PH)										0	0	0	0	1	1	2						
Bruce Ruffin, S OBP: 0.235, SLG: 0.133 Dwayne Murphy, L OBP: 0.347, SLG: 0.443 Dennis Cook, L OBP: 0.188, SLG: 0.243 Todd Frohwrth, R OBP: 0.347, SLG: 0.443 Chuck McElroy, L OBP: 0.347, SLG: 0.443 Jeff Parrett, R OBP: 0.347, SLG: 0.443 Steve Jeltz, S OBP: 0.377, SLG: 0.358 (7, 5)					K				G6-3	0	0	0	0	0	0	0						
Inning Stats	R: 0 E: 0 K: 0 S: 5	H: 0 LOB: 0 BB: 0 P: 8	R: 2 E: 0 K: 2 S: 18	H: 3 LOB: 2 BB: 1 P: 26	R: 0 E: 0 K: 0 S: 8	H: 1 LOB: 0 BB: 0 P: 11	R: 0 E: 0 K: 0 S: 6	H: 0 LOB: 0 BB: 0 P: 9	R: 0 E: 0 K: 2 S: 11	H: 1 LOB: 1 BB: 0 P: 18	R: 0 E: 0 K: 1 S: 12	H: 0 LOB: 1 BB: 1 P: 24	R: 0 E: 0 K: 1 S: 13	H: 0 LOB: 1 BB: 1 P: 22	R: 0 E: 0 K: 0 S: 10	H: 1 LOB: 1 BB: 0 P: 14		R: 0 E: 0 K: 2 S: 14	H: 0 LOB: 1 BB: 1 P: 21	1B: 6 2B: 1 3B: 0 HR: 0	SF: 0 SAC: 0 DP: 1 HBP: 0	WP: 0 PB: 0 SB: 1 CS: 0
PITCHER	IP WLS BF H R ER SO BB IBB HBP BLK WP HR S P ERA WHIP	IP WLS BF H R ER SO BB IBB HBP BLK WP HR S P ERA WHIP	IP WLS BF H R ER SO BB IBB HBP BLK WP HR S P ERA WHIP	IP WLS BF H R ER SO BB IBB HBP BLK WP HR S P ERA WHIP	IP WLS BF H R ER SO BB IBB HBP BLK WP HR S P ERA WHIP	IP WLS BF H R ER SO BB IBB HBP BLK WP HR S P ERA WHIP	IP WLS BF H R ER SO BB IBB HBP BLK WP HR S P ERA WHIP	IP WLS BF H R ER SO BB IBB HBP BLK WP HR S P ERA WHIP	IP WLS BF H R ER SO BB IBB HBP BLK WP HR S P ERA WHIP	IP WLS BF H R ER SO BB IBB HBP BLK WP HR S P ERA WHIP	IP WLS BF H R ER SO BB IBB HBP BLK WP HR S P ERA WHIP	IP WLS BF H R ER SO BB IBB HBP BLK WP HR S P ERA WHIP	IP WLS BF H R ER SO BB IBB HBP BLK WP HR S P ERA WHIP	IP WLS BF H R ER SO BB IBB HBP BLK WP HR S P ERA WHIP	IP WLS BF H R ER SO BB IBB HBP BLK WP HR S P ERA WHIP	IP WLS BF H R ER SO BB IBB HBP BLK WP HR S P ERA WHIP	ERA WHIP	ERA WHIP	ERA WHIP	ERA WHIP		
Ron Darling, R ERA: 3.58 Jeff Musselman, L ERA: 5.7 Randy Myers, L ERA: 2.05	6.1 W 27 4 2 2 0 0 0 0 0 0 10 16 0.00 1.000	1.0 4 1 0 0 0 0 0 0 0 0 0 10 16 0.00 1.000	1.2 S 6 0 0 0 2 1 0 0 0 0 17 25 0.00 0.600	0.0 0 0 0 0 0 0 0 0 0 0 0 10 16 0.00 1.000	0.0 0 0 0 0 0 0 0 0 0 0 0 10 16 0.00 1.000	0.0 0 0 0 0 0 0 0 0 0 0 0 10 16 0.00 1.000	0.0 0 0 0 0 0 0 0 0 0 0 0 10 16 0.00 1.000	0.0 0 0 0 0 0 0 0 0 0 0 0 10 16 0.00 1.000	0.0 0 0 0 0 0 0 0 0 0 0 0 10 16 0.00 1.000	0.0 0 0 0 0 0 0 0 0 0 0 10 16 0.00 1.000	0.0 0 0 0 0 0 0 0 0 0 0 10 16 0.00 1.000	0.0 0 0 0 0 0 0 0 0 0 0 10 16 0.00 1.000	0.0 0 0 0 0 0 0 0 0 0 0 10 16 0.00 1.000	0.0 0 0 0 0 0 0 0 0 0 0 10 16 0.00 1.000	0.0 0 0 0 0 0 0 0 0 0 0 10 16 0.00 1.000	0.0 0 0 0 0 0 0 0 0 0 0 10 16 0.00 1.000	0.0 0 0 0 0 0 0 0 0 0 0 10 16 0.00 1.000	0.00 1.000	0.00 0.600	0.00 0.600	0.00 0.600	0.00 0.600

Batter	1	2	3	4	5	6	7	8	9	AB	R	H	RBI	BB	SO	LOB	TOP										
Gregg Jefferies, S (1, 4) OBP: 0.305, SLG: 0.370	1-2 WP S 1B		3-1 FC4 1B		4-1 1B BB		4-0 IBB			2	0	2	0	2	0	0											
Keith Miller, R (1, 8) OBP: 0.235, SLG: 0.266	2-3 K 1-2		0-0 FC4 1-2		2-2 1-2 2-H 1B		0-0 F9			4	0	1	1	0	1	4											
Howard Johnson, S (1, 5) OBP: 0.367, SLG: 0.576	2-3 K 2-3			0-1 F7	0-0 P6			0-0 G3		4	0	0	0	0	1	3											
Darryl Strawberry, L (1, 9) OBP: 0.312, SLG: 0.463	1-2 P5			1-3 K		0-0 G3		2-3 K		4	0	0	0	0	2	1											
Kevin McReynolds, R (1, 7) OBP: 0.330, SLG: 0.457		1-3 K		3-2 1B		4-0 CS BB		1-0 G6-3		3	0	1	0	1	1	0											
Dave Magadan, L (1, 3) OBP: 0.371, SLG: 0.405		1-1 G6-3		3-1 F7		0-3 K		3-2 G6-3		4	0	0	0	0	1	2											
Barry Lyons, R (1, 2) OBP: 0.283, SLG: 0.347		1-3 K			0-3 K	1-2 CS	1-2 P5	2-2 L8		4	0	0	0	0	2	0											
Kevin Elster, R (1, 6) OBP: 0.289, SLG: 0.364			0-3 K		0-0 BB 1B		1-0 SH1-4 1B	3-1 2B		4	1	3	0	0	1	0											
Frank Viola, L (1, 1) OBP: 0.235, SLG: 0.188			0-0 G1-3		0-3 K		1-1 SH1-4	1-0 F8		2	0	0	0	0	1	1											
Keith Hernandez, L (9, PH) OBP: 0.332, SLG: 0.326										1	0	0	0	0	0	1											
Don Aase, R (9, 1)										0	0	0	0	0	0	0											
Inning Stats	R: 0 E: 0 K: 2 S: 13	H: 1 LOB: 1 BB: 0 P: 19	R: 0 E: 0 K: 2 S: 8	H: 0 LOB: 0 BB: 0 P: 11	R: 0 E: 0 K: 1 S: 7	H: 1 LOB: 1 BB: 0 P: 10	R: 0 E: 0 K: 1 S: 11	H: 1 LOB: 2 BB: 1 P: 18	R: 1 E: 0 K: 2 S: 12	H: 2 LOB: 2 BB: 1 P: 18	R: 0 E: 0 K: 1 S: 6	H: 0 LOB: 0 BB: 1 P: 11	R: 0 E: 0 K: 0 S: 8	H: 1 LOB: 2 BB: 1 P: 15	R: 0 E: 0 K: 1 S: 6	H: 0 LOB: 0 BB: 0 P: 9	R: 0 E: 0 K: 0 S: 11	H: 1 LOB: 1 BB: 0 P: 20	1B: 6 2B: 1 3B: 0 HR: 0	SF: 0 SAC: 1 DP: 0 HBP: 0	WP: 1 PB: 0 CS: 1	PA: 37					
PITCHER	IP	WLS	BF	H	R	ER	SO	BB	IBB	HBP	BLK	WP	HR	S	P	ERA	WHIP										
Ken Howell, R (1, 1) ERA: 3.61	7.0		29	6	1	1	9	2	1	0	0	1	0	65	102	1.29	1.143										
Roger McDowell, R (8, 1) ERA: 1.99	2.0	W	7	1	0	0	1	0	0	0	0	0	0	17	29	0.00	0.500										

New York Mets @ Philadelphia Phillies
Veterans Stadium, Philadelphia, PA
Tue Sep 12 1989, 7:05 PM EDT
Att: 22,953 - Unknown - 75 F

AB 32
R 1
H 7
RBI 1
BB 3
SO 10
LOB 12



Batter	1	2	3	4	5	6	7	8	9	AB	R	H	RBI	BB	SO	LOB	BOTTOM										
Bob Dernier, R (1, 8) OBP: 0.230, SLG: 0.223	0-0 F6			1-1 1B WP 1B		2-1 G5-3	0-0 P3			4	1	1	0	0	0	2											
Tom Herr, S (1, 4) OBP: 0.340, SLG: 0.343	1-2 F9			1-1 FC5 WP 1B		2-1 G3-1 2B		0-0 F8		4	0	2	0	0	0	0											
Von Hayes, L (1, 9) OBP: 0.379, SLG: 0.449	0-1 L9			3-3 K		0-0 G3-1		3-2 F8		4	0	0	0	0	1	3											
Ricky Jordan, R (1, 3) OBP: 0.320, SLG: 0.407		1-0 F7		4-0 FC5 IBB		4-0 IBB		0-3 K		2	0	0	0	2	1	0											
Randy Ready, R (1, 7) OBP: 0.371, SLG: 0.417		2-3 K		1-2 3-H FC5		2-3 K		2-1 P6		3	0	0	0	0	2	4											
Lenny Dykstra, L (9, PH) OBP: 0.317, SLG: 0.368				0-1 1-2 2-3F FC5						1	0	0	0	0	0	0											
Dickie Thon, R (1, 6) OBP: 0.318, SLG: 0.427		2-1 G1-3		1-3 K			1-1 FC6-4 1B		2-2 HR	4	1	2	1	0	1	2											
Charlie Hayes, R (1, 5) OBP: 0.293, SLG: 0.427			2-2 K2-3-2 1B		0-2 P3		0-0 FC6-4 HBP			3	0	1	0	0	0	1											
Tom Nieto, R (1, 2) OBP: 0.300, SLG: 0.222			3-3 K2-3-2		0-2 G4-3		2-2 HBP			2	0	0	0	0	1	1											
Ken Howell, R (1, 1) OBP: 0.131, SLG: 0.121			0-3 K		1-3 K		2-3 K			2	0	0	0	0	2	0											
Steve Stanicek, R (7, PH) OBP: 0.250, SLG: 0.250										1	0	0	0	0	1	2											
Roger McDowell, R (8, 1) OBP: 0.333, SLG: 0.333										0	0	0	0	0	0	0											
Inning Stats	R: 0 E: 0 K: 0 S: 6	H: 0 LOB: 0 BB: 0 P: 7	R: 0 E: 0 K: 1 S: 6	H: 0 LOB: 0 BB: 0 P: 11	R: 0 E: 0 K: 2 S: 9	H: 1 LOB: 0 BB: 0 P: 14	R: 1 E: 0 K: 2 S: 13	H: 2 LOB: 2 BB: 1 P: 23	R: 0 E: 0 K: 1 S: 9	H: 0 LOB: 0 BB: 0 P: 10	R: 0 E: 0 K: 1 S: 8	H: 1 LOB: 2 BB: 1 P: 18	R: 0 E: 0 K: 1 S: 9	H: 1 LOB: 2 BB: 0 P: 14	R: 0 E: 0 K: 1 S: 7	H: 0 LOB: 0 BB: 0 P: 10	R: 1 E: 0 K: 0 S: 6	H: 1 LOB: 0 BB: 0 P: 10	1B: 4 2B: 2 3B: 0 HR: 1	SF: 0 SAC: 0 DP: 1 HBP: 1	WP: 1 PB: 0 CS: 0	PA: 33					
PITCHER	IP	WLS	BF	H	R	ER	SO	BB	IBB	HBP	BLK	WP	HR	S	P	ERA	WHIP										
Frank Viola, L (1, 1) ERA: 3.5	8.0		31	5	1	1	9	0	2	1	0	0	1	67	107	1.12	0.625										
Don Aase, R (9, 1) ERA: 3.84	0.1	L	2	1	1	1	0	0	0	0	0	0	1	6	10	27.00	3.000										

New York Mets @ Philadelphia Phillies
Veterans Stadium, Philadelphia, PA
Tue Sep 12 1989, 7:05 PM EDT
Att: 22,953 - Unknown - 75 F

AB 30
R 2
H 6
RBI 1
BB 2
SO 9
LOB 15



Batter	1	2	3	4	5	6	7	8	9	AB	R	H	RBI	BB	SO	LOB	TOP								
Gregg Jefferies, S (1,4) OBP: 0.310, SLG: 0.378	G3		FC6-4 BB	HR		F8		1B IBB	1B 2-H	4	1	2	2	2	0	2									
Juan Samuel, R (1,8) OBP: 0.306, SLG: 0.347	PB 2B		FC6-4 HR	K		K		1B 2-H	1B	6	1	3	2	0	2	3									
Howard Johnson, S (1,5) OBP: 0.367, SLG: 0.578	PB BB		HR		F8		F9	K	K	5	1	1	2	1	2	5									
Kevin McReynolds, R (1,7) OBP: 0.331, SLG: 0.454	1-2 2-3 BB		L6		G5-3		F9		BB 1B BB	3	1	0	0	2	0	0									
Keith Hernandez, L (1,3) OBP: 0.329, SLG: 0.323	K		1B		F9		G3-1		K	5	0	1	0	0	2	4									
Mackey Sasser, L (1,2) OBP: 0.320, SLG: 0.414 Lou Thornton, L (6, PR)	G3		1B			SH3 BB 1B		L8 2B	F7	3	0	2	0	0	0	3									
Barry Lyons, R (6,2) OBP: 0.294, SLG: 0.353			1B			1B		1B		2	1	1	0	0	0	1									
Mark Carreon, R (1,9) OBP: 0.327, SLG: 0.457		F8	F9			1B SH3 BB		K	1B	4	2	1	0	1	1	3									
Kevin Elster, R (1,6) OBP: 0.291, SLG: 0.362		G6-3		K		SH3		1B IBB BB	1B BB	2	1	0	0	2	1	0									
Bob Ojeda, L (1,1) OBP: 0.156, SLG: 0.115 Dave Magadan, L (6, PH) Dwight Gooden, R (6,1) Tom O'Malley, L (9, PH) Julio Machado, R (9,1)	G4-3		F7			1B		L8	1B 1B	2	0	0	0	0	0	0									
Inning Stats	R: 0 E: 0 K: 1 S: 12	H: 1 LOB: 3 BB: 2 P: 27	R: 0 E: 0 K: 0 S: 7	H: 0 LOB: 0 BB: 0 P: 12	R: 2 E: 0 K: 0 S: 15	H: 3 LOB: 2 BB: 1 P: 24	R: 1 E: 0 K: 2 S: 13	H: 1 LOB: 0 BB: 0 P: 17	R: 0 E: 0 K: 0 S: 4	H: 0 LOB: 0 BB: 0 P: 5	R: 2 E: 0 K: 1 S: 10	H: 2 LOB: 2 BB: 1 P: 18	R: 0 E: 0 K: 0 S: 7	H: 0 LOB: 0 BB: 0 P: 11	R: 1 E: 0 K: 2 S: 17	H: 2 LOB: 3 BB: 2 P: 29	R: 4 E: 0 K: 2 S: 22	H: 4 LOB: 2 BB: 2 P: 38	1B: 9 2B: 2 3B: 0 HR: 2	SF: 0 SAC: 1 DP: 0 HBP: 0	WP: 0 PB: 1 SB: 0 CS: 0	PA: 48			
PITCHER	IP	WLS	BF	H	R	ER	SO	BB	IBB	HBP	BLK	WP	HR	S	P	ERA	WHIP								
Jason Grimsley, R (1,1) ERA: 5.4	5.0	L	25	6	5	5	3	4	0	0	0	0	2	53	92	9.00	2.000								
Todd Frothwith, R (6,1) ERA: 3.83	0.1		1	0	0	0	0	0	0	0	0	0	0	1	1	0.00	0.000								
Dennis Cook, L (6,1) ERA: 3.67	1.2		6	1	0	0	1	0	0	0	0	0	0	14	21	0.00	0.600								
Jeff Parrett, R (8,1) ERA: 2.89	1.2		13	4	5	5	3	3	1	0	0	0	0	30	54	27.00	4.200								
Chuck McElroy, L (9,1) ERA: 2.7	0.1		3	2	0	0	1	0	0	0	0	0	0	9	13	0.00	6.000								

New York Mets @ Philadelphia Phillies
Veterans Stadium, Philadelphia, PA
Wed Sep 13 1989, 7:05 PM EDT
Att: 20,062 - Unknown - 75 F

AB 39
R 10
H 13
RBI 10
BB 8
SO 8
LOB 23



Batter	1	2	3	4	5	6	7	8	9	AB	R	H	RBI	BB	SO	LOB	BOTTOM								
Bob Dernier, R (1,8) OBP: 0.227, SLG: 0.219 Lenny Dykstra, L (8, PH)	F8		L9		F9			G4-3		3	0	0	0	0	0	1									
Tom Herr, S (1,4) OBP: 0.341, SLG: 0.343	G4-3			HR BB		S 1B		K		3	1	1	0	1	1	0									
Von Hayes, L (1,9) OBP: 0.378, SLG: 0.448	G3			F8		K		1B		4	0	1	0	0	1	2									
Ricky Jordan, R (1,3) OBP: 0.320, SLG: 0.412		L6		HR		K		F8		4	1	1	2	0	1	2									
Randy Ready, R (1,7) OBP: 0.370, SLG: 0.427		HR		P3		G1-3			G6-3	4	1	1	1	0	0	1									
Dickie Thorn, R (1,6) OBP: 0.317, SLG: 0.425		G6-3		G3			G5-3		1B G3	4	1	1	0	0	0	0									
Charlie Hayes, R (1,5) OBP: 0.286, SLG: 0.420		G3			P6		K		G3	4	0	0	0	0	1	1									
Tom Nieto, R (1,2) OBP: 0.333, SLG: 0.200 Curt Ford, L (7, PH) Darren Daulton, L (8,2) OBP: 0.301, SLG: 0.310			K		FC6-4 BB		S BB		1B	1	0	0	0	1	1	0									
Jason Grimsley, R (1,1) Todd Frothwith, R (6,1) Dennis Cook, L (6,1) Dwayne Murphy, L (7, PH) Jeff Parrett, R (8,1) Chuck McElroy, L (9,1) John Kruk, L (9, PH)			K		FC6-4		G4-3		F7	2	0	0	0	0	1	1									
Inning Stats	R: 0 E: 0 K: 0 S: 3	H: 0 LOB: 0 BB: 0 P: 6	R: 1 E: 0 K: 0 S: 12	H: 1 LOB: 0 BB: 0 P: 18	R: 0 E: 0 K: 2 S: 8	H: 0 LOB: 0 BB: 0 P: 14	R: 2 E: 0 K: 0 S: 14	H: 1 LOB: 0 BB: 1 P: 25	R: 0 E: 0 K: 2 S: 11	H: 1 LOB: 1 BB: 0 P: 15	R: 0 E: 0 K: 1 S: 6	H: 0 LOB: 1 BB: 1 P: 11	R: 0 E: 0 K: 1 S: 13	H: 1 LOB: 1 BB: 0 P: 19	R: 1 E: 0 K: 0 S: 21	H: 2 LOB: 1 BB: 0 P: 29	1B: 4 2B: 0 3B: 0 HR: 2	SF: 0 SAC: 0 DP: 0 HBP: 0	WP: 0 PB: 0 SB: 2 CS: 0	PA: 36					
PITCHER	IP	WLS	BF	H	R	ER	SO	BB	IBB	HBP	BLK	WP	HR	S	P	ERA	WHIP								
Bob Ojeda, L (1,1) ERA: 3.57	5.0	W	19	2	3	3	2	2	0	0	0	0	2	49	81	5.40	0.800								
Dwight Gooden, R (6,1) ERA: 2.91	3.0		12	2	0	0	4	1	0	0	0	0	0	30	45	0.00	1.000								
Julio Machado, R (9,1) ERA: 2.45	1.0		5	2	1	1	0	0	0	0	0	0	0	21	29	9.00	2.000								

New York Mets @ Philadelphia Phillies
Veterans Stadium, Philadelphia, PA
Wed Sep 13 1989, 7:05 PM EDT
Att: 20,062 - Unknown - 75 F


AB 33
R 4
H 6
RBI 4
BB 3
SO 6
LOB 10




Batter	1	2	3	4	5	6	7	8	9	AB	R	H	RBI	BB	SO	LOB	TOP					
Vince Coleman, S (1.7)	F9		G6-3		G4-3			FC5-4 1B		4	0	1	0	0	0	2	St. Louis Cardinals @ Philadelphia Phillies Veterans Stadium, Philadelphia, PA Fri Sep 15 1989, 7:05 PM EDT Overcast					
Ozzie Smith, S (1.6)	F8		G6-3		G5-3			FC5-4 1-2		4	0	0	0	0	0	1						
Pedro Guerrero, R (1.3)	1B		F8		K				G5-3	4	0	1	0	0	1	0						
Tom Brunansky, R (1.9)	K		FC6-4 1B		G6-3				G1-6-3	4	0	1	0	0	1	1						
Terry Pendleton, S (1.5)	F8		FC6-4 1-2		G6-3				K	4	0	0	0	0	1	1						
Todd Zeile, R (1.2)	F8				G5-3					3	0	0	0	0	0	0						
José Oquendo, S (1.4)	F9				SH1-4 1B BB				P9	2	0	0	0	1	0	0						
Mitt Thompson, L (1.8)			F8		SH1-4 1B				G1-3	3	0	1	0	0	0	0						
Ken Hill, R (1.1)			L7		SH1-4				G5-3	1	0	0	0	0	0	0						
Tony Peña, R (8, PH)					1-2 2-3					1	0	0	0	0	0	0						
John Costello, R (8, 1)										0	0	0	0	0	0	0						
Inning Stats	R: 0 E: 0 K: 1 S: 8	H: 1 LOB: 1 BB: 0 P: 12	R: 0 E: 0 K: 0 S: 6	H: 0 LOB: 0 BB: 0 P: 8	R: 0 E: 0 K: 0 S: 7	H: 0 LOB: 0 BB: 0 P: 8	R: 0 E: 0 K: 0 S: 13	H: 1 LOB: 1 BB: 0 P: 20	R: 0 E: 0 K: 0 S: 9	H: 1 LOB: 2 BB: 1 P: 16	R: 0 E: 0 K: 0 S: 7	H: 0 LOB: 0 BB: 0 P: 13	R: 0 E: 0 K: 0 S: 6	H: 0 LOB: 0 BB: 0 P: 9	R: 0 E: 0 K: 0 S: 7	H: 1 LOB: 1 BB: 0 P: 9	R: 0 E: 0 K: 1 S: 8	H: 0 LOB: 0 BB: 0 P: 10	1B: 4 2B: 0 3B: 0 HR: 0	SF: 0 SAC: 1 DP: 0 HBP: 0	WP: 0 PB: 0 SB: 0 CS: 0	PA: 32
PITCHER Pat Combs, L (1.1) ERA: 0.41	IP: 9.0 WLS: W BF: 32 H: 4 R: 0 ER: 0 SO: 3 BB: 1 IBB: 0 HBP: 0 BLK: 0 WP: 0 HR: 0 S: 71 P: 105 ERA: 0.00 WHIP: 0.556															PITCHER						

Batter	1	2	3	4	5	6	7	8	9	AB	R	H	RBI	BB	SO	LOB	BOTTOM					
Lenny Dykstra, L (1.8)	L4-3 1B		2B BB		L9					2	1	1	0	2	0	0	St. Louis Cardinals @ Philadelphia Phillies Veterans Stadium, Philadelphia, PA Fri Sep 15 1989, 7:05 PM EDT Overcast					
Tom Herr, S (1.4)	L4-3 1-2		1-H 2B		K				L7	4	0	1	1	0	1	3						
John Kruk, L (1.7)	HR		K		L6				3-1	4	1	1	1	0	1	3						
Ricky Jordan, R (1.3)	F8		FC6-4 G3 1B		G6-3				P3	4	0	1	0	0	0	0						
Von Hayes, L (1.9)		P4			G3				F8	4	0	1	0	0	0	1						
Dickie Thorn, R (1.6)		K			FC6-4 1B				S 1B	4	0	2	0	0	1	1						
Charlie Hayes, R (1.5)		P6			FC6-4 BB				P3	4	0	0	0	0	2	4						
Darren Daulton, L (1.2)			G6-3		SH3-4 1B				K	2	0	1	0	1	0	0						
Pat Combs, L (1.1)			K		F8				SH3-4 1B	2	0	0	0	0	1	3						
Inning Stats	R: 1 E: 0 K: 0 S: 9	H: 2 LOB: 0 BB: 0 P: 14	R: 0 E: 0 K: 1 S: 9	H: 0 LOB: 0 BB: 0 P: 13	R: 1 E: 0 K: 2 S: 11	H: 1 LOB: 1 BB: 1 P: 20	R: 0 E: 0 K: 0 S: 12	H: 2 LOB: 3 BB: 1 P: 23	R: 0 E: 0 K: 1 S: 6	H: 0 LOB: 0 BB: 0 P: 14	R: 0 E: 0 K: 1 S: 6	H: 1 LOB: 1 BB: 0 P: 10	R: 0 E: 0 K: 0 S: 5	H: 1 LOB: 2 BB: 1 P: 14	R: 0 E: 0 K: 1 S: 9	H: 1 LOB: 1 BB: 0 P: 10		R: 0 E: 0 K: 1 S: 9	H: 1 LOB: 1 BB: 0 P: 10	1B: 6 2B: 2 3B: 0 HR: 1	SF: 0 SAC: 1 DP: 1 HBP: 0	WP: 0 PB: 0 SB: 2 CS: 0
PITCHER Ken Hill, R (1.1) ERA: 3.66 John Costello, R (8, 1) ERA: 3.4	IP: 7.0 WLS: L BF: 30 H: 7 R: 2 ER: 2 SO: 5 BB: 3 IBB: 0 HBP: 0 BLK: 0 WP: 0 HR: 1 S: 58 P: 108 ERA: 2.57 WHIP: 1.429															PITCHER						

AB 30
 R 0
 H 4
 RBI 0
 BB 1
 SO 3
 LOB 5



AB 30
 R 2
 H 8
 RBI 2
 BB 3
 SO 6
 LOB 15



WP: 0
 PB: 0
 SB: 0
 CS: 0

Batter	1	2	3	4	5	6	7	8	9	AB	R	H	RBI	BB	SO	LOB	TOP					
Milt Thompson, L (1, 8) OBP: 0.343, SLG: 0.396	B1-3		K							4	0	2	1	0	1	1	St. Louis Cardinals @ Philadelphia Phillies Veterans Stadium, Philadelphia, PA Sun Sep 17 1989, 7:05 PM EDT Att: 23,043 - Overcast					
Tim Jones, L (1, 6) OBP: 0.354, SLG: 0.375	G4-3									4	0	2	0	0	0	2						
Denny Walling, L (1, 7) OBP: 0.427, SLG: 0.476	L8									4	0	1	0	0	0	4						
Vince Coleman, S (8, PR) OBP: 0.321, SLG: 0.343			G3							0	0	0	0	0	0	0						
Pedro Guerrero, R (1, 3) OBP: 0.384, SLG: 0.478										4	0	1	0	0	0	1						
Frank DiPino, L (8, 1) OBP: 0.100, SLG: 0.100										0	0	0	0	0	0	0						
Jim Lindeman, R (9, 3) OBP: 0.167, SLG: 0.136										0	0	0	0	0	0	0						
Terry Pendleton, S (1, 5) OBP: 0.310, SLG: 0.388										3	0	0	0	1	1	2						
John Morris, L (1, 9) OBP: 0.284, SLG: 0.362										3	0	0	0	0	0	2						
Tom Brunansky, R (9, PH) OBP: 0.316, SLG: 0.420										1	0	0	0	0	0	0						
Todd Zeile, R (1, 2) OBP: 0.310, SLG: 0.327										4	1	1	0	0	0	1						
Rod Booker, L (1, 4) OBP: 0.250, SLG: 0.250										3	1	2	0	0	0	1						
José Oquendo, S (9, PH) OBP: 0.372, SLG: 0.374										1	0	1	0	0	0	0						
Cris Carpenter, R (1, 1) OBP: 0.429, SLG: 0.429										2	0	1	1	0	1	1						
Leon Durham, L (8, 3) OBP: 0.162, SLG: 0.111										1	0	0	0	0	0	1						
John Costello, R (9, 1)										0	0	0	0	0	0	0						
Inning Stats	R: 0 E: 0 K: 0 S: 6	H: 0 LOB: 0 BB: 0 P: 10	R: 0 E: 0 K: 0 S: 6	H: 0 LOB: 1 BB: 1 P: 14	R: 0 E: 0 K: 2 S: 13	H: 2 LOB: 2 BB: 0 P: 17	R: 0 E: 0 K: 0 S: 6	H: 1 LOB: 0 BB: 0 P: 11	R: 1 E: 0 K: 0 S: 16	H: 3 LOB: 2 BB: 0 P: 24	R: 0 E: 0 K: 0 S: 5	H: 0 LOB: 0 BB: 0 P: 8	R: 1 E: 0 K: 0 S: 7	H: 3 LOB: 1 BB: 0 P: 10	R: 0 E: 0 K: 1 S: 8	H: 1 LOB: 1 BB: 0 P: 13	R: 0 E: 0 K: 0 S: 13	H: 1 LOB: 1 BB: 0 P: 22	1B: 9 2B: 2 3B: 0 HR: 0	SF: 0 SAC: 1 DP: 2 HBP: 0	WP: 0 PB: 0 SB: 0 CS: 1	PA: 36
PITCHER	IP WLS BF H R ER SO BB IBB HBP BLK WP HR S P ERA WHIP																					
Ken Howell, R (1, 1) ERA: 3.55	8.0 L 32 10 2 2 3 1 0 0 0 0 0 0 67 107 2.25 1.375																					
Chuck McElroy, L (9, 1) ERA: 1.42	1.0 4 1 0 0 0 0 0 0 0 0 0 0 13 22 0.00 1.000																					

Batter	1	2	3	4	5	6	7	8	9	AB	R	H	RBI	BB	SO	LOB	BOTTOM			
Lenny Dykstra, L (1, 8) OBP: 0.322, SLG: 0.370	F9									3	0	1	0	1	0	0	St. Louis Cardinals @ Philadelphia Phillies Veterans Stadium, Philadelphia, PA Sun Sep 17 1989, 7:05 PM EDT Att: 23,043 - Overcast			
Tom Barrett, S (1, 4) OBP: 0.353, SLG: 0.313	P6									3	0	0	0	0	0	1				
Steve Stanicek, R (9, PH) OBP: 0.167, SLG: 0.167										1	0	0	0	0	0	1				
John Kruk, L (1, 7) OBP: 0.371, SLG: 0.428	G3-1									4	0	1	0	0	1	1				
Ricky Jordan, R (1, 3) OBP: 0.318, SLG: 0.406										4	0	1	0	0	0	2				
Von Hayes, L (1, 9) OBP: 0.381, SLG: 0.458										3	0	1	0	0	1	1				
Curt Ford, L (8, 9) OBP: 0.294, SLG: 0.291										0	0	0	0	0	0	0				
Dickie Thon, R (1, 6) OBP: 0.323, SLG: 0.427										3	0	0	0	0	0	3				
Darren Daulton, L (1, 2) OBP: 0.301, SLG: 0.307										3	0	0	0	0	1	1				
Steve Jeltz, S (1, 5) OBP: 0.371, SLG: 0.352										3	0	1	0	0	1	0				
Ken Howell, R (1, 1) OBP: 0.127, SLG: 0.117										2	0	0	0	0	2	0				
Dwayne Murphy, L (8, PH) OBP: 0.346, SLG: 0.437										0	0	0	0	0	0	0				
Randy Ready, R (8, PH) OBP: 0.377, SLG: 0.426										1	0	0	0	0	0	1				
Chuck McElroy, L (9, 1)										0	0	0	0	0	0	0				
Inning Stats	R: 0 E: 0 K: 0 S: 7	H: 0 LOB: 0 BB: 0 P: 9	R: 0 E: 0 K: 0 S: 7	H: 2 LOB: 1 BB: 0 P: 9	R: 0 E: 0 K: 2 S: 11	H: 1 LOB: 1 BB: 0 P: 17	R: 0 E: 0 K: 0 S: 5	H: 1 LOB: 1 BB: 0 P: 9	R: 0 E: 0 K: 0 S: 9	H: 0 LOB: 0 BB: 0 P: 12	R: 0 E: 0 K: 1 S: 7	H: 0 LOB: 0 BB: 0 P: 9	R: 0 E: 0 K: 0 S: 9	H: 1 LOB: 0 BB: 0 P: 12	R: 0 E: 0 K: 1 S: 9	H: 0 LOB: 1 BB: 1 P: 15	1B: 4 2B: 1 3B: 0 HR: 0	SF: 0 SAC: 0 DP: 2 HBP: 0	WP: 0 PB: 0 SB: 0 CS: 0	PA: 31
PITCHER	IP WLS BF H R ER SO BB IBB HBP BLK WP HR S P ERA WHIP																			
Cris Carpenter, R (1, 1) ERA: 2.98	7.1 W 26 5 0 0 0 1 1 0 0 0 0 0 0 10 16 0.00 0.682																			
Frank DiPino, L (8, 1) ERA: 2.71	1.1 4 0 0 0 1 1 0 0 0 0 0 0 10 16 0.00 0.750																			
John Costello, R (9, 1) ERA: 3.38	0.1 S 1 0 0 0 0 0 0 0 0 0 0 0 3 4 0.00 0.000																			

Batter	1	2	3	4	5	6	7	8	9	AB	R	H	RBI	BB	SO	LOB	TOP																			
Lenny Dykstra, L (1, 8) OBP: 0.320, SLG: 0.368	G3	1-1 CS 1B			F7		F5			4	0	1	2	0	0	0	Philadelphia Phillies @ Pittsburgh Pirates Three Rivers Stadium, Pittsburgh, PA Tue Sep 19 1989, 7:05 PM EDT Att: 8,156 - Unknown - 70 F																			
Tom Barrett, S (1, 4) OBP: 0.286, SLG: 0.250	G4-3	CS 1-2	G3-1		G3-1			K		4	0	0	0	0	1	0																				
John Kruk, L (1, 7) OBP: 0.374, SLG: 0.436	2-0 1B				3-2 2B			0-1		4	0	3	0	0	1	0																				
Ricky Jordan, R (1, 3) OBP: 0.315, SLG: 0.403	2-0 G1-3				2-2 G5-3			1-0 F8		4	0	0	0	0	1	3																				
Von Hayes, L (1, 9) OBP: 0.378, SLG: 0.455		2-3 K			3-2 G4-3			1-1 G4-3		4	0	0	0	0	1	1																				
Charlie Hayes, R (1, 5) OBP: 0.281, SLG: 0.404 Curt Ford, L (9, PH) OBP: 0.304, SLG: 0.305		0-1 WP 1B			1-2 E6 1B			2-2 G3		3	1	2	0	0	0	0																				
Steve Jeltz, S (1, 6) OBP: 0.368, SLG: 0.346		1-2 P5			0-2 F9			1-3 K		4	0	0	0	0	1	3																				
Tom Nieto, R (1, 2) OBP: 0.381, SLG: 0.188 Tom Herr, S (9, PH) OBP: 0.344, SLG: 0.349		4-1 WP 1B BB			4-2 FC4-6 BB			1-3 K		1	1	0	0	2	1	0																				
Bruce Ruffin, S (1, 1) OBP: 0.250, SLG: 0.129 Randy Ready, R (7, PH) OBP: 0.375, SLG: 0.424 Jeff Parrett, R (7, 1)		4-2 1B BB			1-0 FC4-6			1-1 F9		1	0	0	0	1	0	2																				
	R: 0 E: 0 K: 0 S: 6	H: 1 LOB: 1 BB: 0 P: 11	R: 2 E: 0 K: 1 S: 17	H: 2 LOB: 1 BB: 2 P: 30	R: 0 E: 0 K: 2 S: 11	H: 0 LOB: 0 BB: 0 P: 15	R: 0 E: 1 K: 0 S: 12	H: 1 LOB: 2 BB: 1 P: 21	R: 0 E: 0 K: 1 S: 9	H: 0 LOB: 0 BB: 0 P: 17	R: 0 E: 0 K: 1 S: 11	H: 0 LOB: 0 BB: 0 P: 16	R: 0 E: 0 K: 1 S: 8	H: 1 LOB: 1 BB: 0 P: 11	R: 0 E: 0 K: 0 S: 6	H: 1 LOB: 0 BB: 0 P: 9		1B: 5 2B: 2 3B: 0 HR: 0	SF: 0 SAC: 0 DP: 1 HBP: 0	WP: 1 PB: 0 SB: 0 CS: 1	PA: 36															
PITCHER	IP	WLS	BF	H	R	ER	SO	BB	IBB	HBP	BLK	WP	HR	S	P	ERA	WHIP	PITCHER		IP	WLS	BF	H	R	ER	SO	BB	IBB	HBP	BLK	WP	HR	S	P	ERA	WHIP
Jeff Robinson, R (1, 1) ERA: 4.56	5.0	W	22	5	2	2	3	3	0	0	0	1	0	55	94	3.60	1.600																			
Stan Belinda, R (6, 1) ERA: 4.5	1.0		3	0	0	0	1	0	0	0	0	0	0	11	16	0.00	0.000																			
Bob Kipper, L (7, 1) ERA: 3.16	2.0		7	1	0	0	2	0	0	0	0	0	0	14	20	0.00	0.500																			
Bill Landrum, R (9, 1) ERA: 1.27	1.0	S	3	1	0	0	0	0	0	0	0	0	0	6	9	0.00	1.000																			

Batter	1	2	3	4	5	6	7	8	9	AB	R	H	RBI	BB	SO	LOB	BOTTOM																			
John Cangelosi, S (1, 7) OBP: 0.373, SLG: 0.260 Bill Landrum, R (9, 1)	4-0 FC6-4 BB		4-0 S 2B BB	1-1 1B		4-2 BB		0-0 G5-3		2	1	1	0	3	0	0	Philadelphia Phillies @ Pittsburgh Pirates Three Rivers Stadium, Pittsburgh, PA Tue Sep 19 1989, 7:05 PM EDT Att: 8,156 - Unknown - 70 F																			
Jay Bell, R (1, 6) OBP: 0.295, SLG: 0.330	2-2 FC6-4 FC5-4 1-2		1-3 K	3-2 1B		1-2 F9		1-2 F8		5	0	1	0	0	1	3																				
Jeff King, R (1, 5) OBP: 0.260, SLG: 0.366	2-2 FC5-4 FC6-4 1-2		0-0 E 1B 2B	3-2 L5		1-0 F8				4	1	1	1	0	0	4																				
Bobby Bonilla, S (1, 3) OBP: 0.347, SLG: 0.477	2-0 FC6-4 1-2		0-0 E5 1B 1B			1-3 K		1-3 K		4	0	1	0	0	2	1																				
Gary Redus, R (1, 9) OBP: 0.379, SLG: 0.470		3-2 SH1-3 1B 2B	0-2 BB 1B			3-1 E5 FC6-4		0-2 1B 2B		4	2	3	1	0	0	0																				
Andy Van Slyke, L (1, 8) OBP: 0.314, SLG: 0.382		0-0 SH1-3	4-0 1B			2-2 FC6-4 1B		4-0 1B IBB		1	0	0	0	2	0	1																				
Jose Lind, R (1, 4) OBP: 0.273, SLG: 0.281		0-0 G5-4-3 1B	0-2 F9			3-1 1B		0-2 G4-6-3 1B		4	0	3	2	0	0	3																				
Dann Bilardello, R (1, 2) OBP: 0.242, SLG: 0.359 Benny DiStefano, L (7, PH) OBP: 0.331, SLG: 0.315 Michael LaValliere, L (8, 2) OBP: 0.423, SLG: 0.387		2-2 G5-4-3				0-0 G5-3		2-2 F4		3	0	0	0	0	0	3																				
Jeff Robinson, R (1, 1) OBP: 0.242, SLG: 0.333 Stan Belinda, R (6, 1) OBP: 0.279, SLG: 0.309 Billy Hatcher, R (6, PH) OBP: 0.279, SLG: 0.309 Bob Kipper, L (7, 1) OBP: 0.306, SLG: 0.428 Barry Bonds, L (8, PH) OBP: 0.356, SLG: 0.428			1-1 G5-3			0-0 G4-3		1-1 G5-3		2	0	0	0	0	0	0																				
	R: 0 E: 0 K: 0 S: 7	H: 0 LOB: 1 BB: 1 P: 17	R: 1 E: 0 K: 0 S: 10	H: 2 LOB: 0 BB: 0 P: 15	R: 2 E: 1 K: 1 S: 15	H: 3 LOB: 3 BB: 2 P: 25	R: 0 E: 0 K: 0 S: 11	H: 2 LOB: 2 BB: 0 P: 18	R: 0 E: 0 K: 1 S: 15	H: 1 LOB: 0 BB: 0 P: 26	R: 0 E: 0 K: 0 S: 8	H: 0 LOB: 1 BB: 1 P: 15	R: 1 E: 0 K: 1 S: 10	H: 2 LOB: 1 BB: 1 P: 16	R: 0 E: 0 K: 1 S: 7	H: 0 LOB: 0 BB: 0 P: 9		1B: 7 2B: 3 3B: 0 HR: 0	SF: 0 SAC: 1 DP: 2 HBP: 0	WP: 0 PB: 0 SB: 1 CS: 0	PA: 38															
PITCHER	IP	WLS	BF	H	R	ER	SO	BB	IBB	HBP	BLK	WP	HR	S	P	ERA	WHIP	PITCHER		IP	WLS	BF	H	R	ER	SO	BB	IBB	HBP	BLK	WP	HR	S	P	ERA	WHIP
Bruce Ruffin, L (1, 1) ERA: 4.76	6.0	L	30	8	3	3	2	4	0	0	0	0	0	66	116	4.50	2.000																			
Jeff Parrett, R (7, 1) ERA: 2.9	2.0		8	2	1	1	2	0	1	0	0	0	0	17	25	4.50	1.000																			



Batter	1	2	3	4	5	6	7	8	9	AB	R	H	RBI	BB	SO	LOB	TOP				
Lenny Dykstra, L OBP: 0.319, SLG: 0.366 (1, 8)										6	1	1	0	0	1	5					
Tom Herr, S OBP: 0.348, SLG: 0.352 (1, 4)										4	3	3	1	2	1	1					
John Kruk, L OBP: 0.376, SLG: 0.435 (1, 7)									5	1	2	1	1	2	5						
Ricky Jordan, R OBP: 0.318, SLG: 0.408 (1, 3)										4	1	3	2	0	1	1					
Von Hayes, L OBP: 0.380, SLG: 0.461 (1, 9)										4	1	2	4	1	0	3					
Dickie Thon, R OBP: 0.323, SLG: 0.423 (1, 6)										4	0	1	1	1	1	3					
Charlie Hayes, R OBP: 0.279, SLG: 0.401 (1, 5)										5	1	1	0	0	1	7					
Darren Daulton, L OBP: 0.310, SLG: 0.320 (1, 2)									5	0	5	0	0	0	0						
Pat Combs, L Randy O'Neal, R Don Carman, L Curt Ford, L Todd Frohwrth, R Roger McDowell, R Bob Bernier, R (1, 1) (2, 1) (4, 1) (7, PH) (7, 1) (9, 1) (9, 7)								1	0	0	0	0	0	0	2						
Inning Stats	R: 3 E: 0 K: 3 S: 16	H: 3 LOB: 0 BB: 0 P: 24	R: 1 E: 0 K: 1 S: 15	H: 3 LOB: 2 BB: 0 P: 24	R: 0 E: 0 K: 0 S: 10	H: 1 LOB: 1 BB: 0 P: 16	R: 3 E: 0 K: 0 S: 19	H: 3 LOB: 3 BB: 3 P: 38	R: 0 E: 0 K: 0 S: 5	H: 1 LOB: 0 BB: 0 P: 6	R: 2 E: 0 K: 0 S: 12	H: 4 LOB: 1 BB: 0 P: 20	R: 0 E: 0 K: 2 S: 11	H: 1 LOB: 1 BB: 0 P: 19	R: 0 E: 0 K: 2 S: 14	H: 1 LOB: 2 BB: 1 P: 23	R: 0 E: 0 K: 0 S: 11	H: 1 LOB: 2 BB: 1 P: 17	1B: 15 2B: 3 3B: 0 HR: 1	SF: 1 SAC: 1 DP: 2 HBP: 0	WP: 0 PA: 48 PB: 1 SB: 1 CS: 0
PITCHER	IP WLS BF H R ER SO BB IBB HBP BLK WP HR S P ERA WHIP	IP WLS BF H R ER SO BB IBB HBP BLK WP HR S P ERA WHIP	PITCHER Paul Kilgus, L (9, 1) ERA: 4.61 IP: 1.0, WLS: 5, BF: 1, R: 0, ER: 0, SO: 0, BB: 1, IBB: 0, HBP: 0, BLK: 0, WP: 0, HR: 0, S: 11, P: 17, ERA: 0.00, WHIP: 2.000																		

Philadelphia Phillies @ Chicago Cubs
Wrigley Field, Chicago, IL
Wed Sep 20 1989, 3:33 AM CDT
Att: 21,620 - Cloudy



AB	41
R	9
H	18
RBI	9
BB	5
SO	8
LOB	30

Batter	1	2	3	4	5	6	7	8	9	AB	R	H	RBI	BB	SO	LOB	BOTTOM		
Doug Dascenzo, S OBP: 0.225, SLG: 0.192 (1, 8)										4	0	1	1	2	0	0			
23 Ryne Sandberg, R OBP: 0.352, SLG: 0.499 (1, 4)									6	1	4	1	0	0	2				
Mark Grace, L OBP: 0.404, SLG: 0.463 (1, 3)									6	2	2	0	0	0	7				
Andre Dawson, R OBP: 0.304, SLG: 0.455 (1, 9)										4	2	2	3	1	0	1			
Lloyd McClendon, R OBP: 0.362, SLG: 0.480 Les Lancaster, R Gary Varsho, L Paul Kilgus, L (1, 7) (6, 1) (6, PH) (9, 1)										3	1	1	0	1	0	3			
Luis Salazar, R OBP: 0.322, SLG: 0.434 (1, 5)									5	0	4	2	0	0	0				
Shawon Dunston, R OBP: 0.321, SLG: 0.499 (1, 6)										4	0	1	1	0	0	2			
Rick Wrona, R OBP: 0.257, SLG: 0.296 Mitch Webster, S (1, 2) (9, PH)										4	1	1	0	0	0	5			
Rick Sutcliffe, L Dean Wilkins, R Domingo Ramos, R Marvell Wynne, L Paul Assenmacher, L Scott Sanderson, R Curtis Wilkerson, S Dwight Smith, R (1, 1) (2, 1) (3, PH) (4, 1) (4, 1) (5, PH) (6, 7)										0	0	0	0	0	0	2			
Inning Stats	R: 3 E: 0 K: 0 S: 22	H: 4 LOB: 1 BB: 0 P: 33	R: 1 E: 0 K: 0 S: 8	H: 3 LOB: 1 BB: 0 P: 11	R: 0 E: 1 K: 0 S: 11	H: 2 LOB: 3 BB: 0 P: 19	R: 3 E: 0 K: 0 S: 14	H: 4 LOB: 2 BB: 1 P: 28	R: 0 E: 0 K: 0 S: 7	H: 1 LOB: 3 BB: 2 P: 19	R: 0 E: 0 K: 0 S: 10	H: 1 LOB: 1 BB: 0 P: 16	R: 0 E: 0 K: 0 S: 7	H: 0 LOB: 0 BB: 0 P: 7	R: 0 E: 0 K: 0 S: 5	H: 2 LOB: 1 BB: 1 P: 11	1B: 16 2B: 2 3B: 1 HR: 0	SF: 1 SAC: 1 DP: 2 HBP: 0	WP: 4 PA: 48 PB: 0 SB: 0 CS: 0
PITCHER	IP WLS BF H R ER SO BB IBB HBP BLK WP HR S P ERA WHIP	IP WLS BF H R ER SO BB IBB HBP BLK WP HR S P ERA WHIP	PITCHER Paul Kilgus, L (9, 1) ERA: 4.61 IP: 1.0, WLS: 5, BF: 1, R: 0, ER: 0, SO: 0, BB: 1, IBB: 0, HBP: 0, BLK: 0, WP: 0, HR: 0, S: 11, P: 17, ERA: 0.00, WHIP: 2.000																

Philadelphia Phillies @ Chicago Cubs
Wrigley Field, Chicago, IL
Wed Sep 20 1989, 3:33 AM CDT
Att: 21,620 - Cloudy



AB	42
R	8
H	18
RBI	8
BB	4
SO	0
LOB	25

Batter	1	2	3	4	5	6	7	8	9	AB	R	H	RBI	BB	SO	LOB	TOP			
Lenny Dykstra, L (1, 8) OBP: 0.317, SLG: 0.363 Curt Ford, L (6, 8) OBP: 0.307, SLG: 0.308	1-1 G3		2-2 G2-3			0-0 G6-3		3-2 F8 1B SF8 1B		3	0	0	0	0	0	0	Philadelphia Phillies @ Chicago Cubs Wrigley Field, Chicago, IL Thu Sep 21 1989, 3:33 AM CDT Att: 22,885 - Cloudy - 69 F			
Tom Herr, S (1, 4) OBP: 0.350, SLG: 0.354 Tom Barrett, S (6, FR) OBP: 0.318, SLG: 0.286	2-0 F7 2B		0-0 G3-1			4-1 FC6-4 BB		0-0 1-2 1B		2	0	1	0	1	0	0				
John Kruk, L (1, 7) OBP: 0.372, SLG: 0.430	0-0 F7 2-3		2-2 F8			2-0 E5 FC6-4		1-2 F8 2-3		4	0	0	0	0	0	4				
Ricky Jordan, R (1, 3) OBP: 0.315, SLG: 0.405	0-2 G1-3					0-1 FC6-4 1-2 2-3		0-0 SF8		3	0	0	1	0	0	3				
Von Hayes, L (1, 9) OBP: 0.379, SLG: 0.459		2-0 G1-6-3 1B				2-3 K		1-2 F9		4	0	1	0	0	2	3				
Dickie Thon, R (1, 6) OBP: 0.325, SLG: 0.426		0-0 G1-6-3 1B				0-0 G4-3				4	0	2	0	0	0	0				
Charlie Hayes, R (1, 5) OBP: 0.275, SLG: 0.395		1-1 G1-6-3 1-2 2-3				1-2 G6-3		0-0 F8		4	0	0	0	0	1	3				
Darren Daulton, L (1, 2) OBP: 0.309, SLG: 0.317		4-1 BB				0-0 G3-1		3-3 K		3	0	0	0	1	1					
Terry Mulholland, R (1, 1) OBP: 0.056, SLG: 0.083 Keith Miller, S (5, PH) OBP: 0.250, SLG: 0.375 Randy O'Neal, R (5, 1) Dwayne Murphy, L (7, PH) OBP: 0.342, SLG: 0.426 Chuck McElroy, L (7, 1)		0-1 G3-1				2-3 K		2-3 K		1	0	0	0	0	0	2				
Inning Stats	R: 0 E: 0 K: 0 S: 7	H: 1 LOB: 1 BB: 0 P: 10	R: 0 E: 0 K: 0 S: 7	H: 2 LOB: 2 BB: 1 P: 14	R: 0 E: 0 K: 0 S: 7	H: 0 LOB: 0 BB: 0 P: 11	R: 0 E: 0 K: 1 S: 6	H: 0 LOB: 0 BB: 0 P: 8	R: 0 E: 0 K: 1 S: 8	H: 0 LOB: 2 BB: 1 P: 11	R: 0 E: 1 K: 3 S: 12	H: 1 LOB: 1 BB: 0 P: 18	R: 1 E: 0 K: 0 S: 11	H: 2 LOB: 1 BB: 0 P: 16	R: 0 E: 0 K: 0 S: 4	H: 0 LOB: 0 BB: 0 P: 6		1B: 4 2B: 2 3B: 0 HR: 0	SF: 1 SAC: 0 DP: 1 HBP: 0	WP: 0 PB: 0 SB: 0 CS: 0
PITCHER Greg Maddux, R (1, 1) ERA: 2.97	IP: 9.0 WLS: W BF: 35 H: 6 R: 1 ER: 1 SO: 6 BB: 2 IBB: 0 HBP: 0 BLK: 0 WP: 0 HR: 0 S: 70 P: 111 ERA: 1.00 WHIP: 0.889															PITCHER				

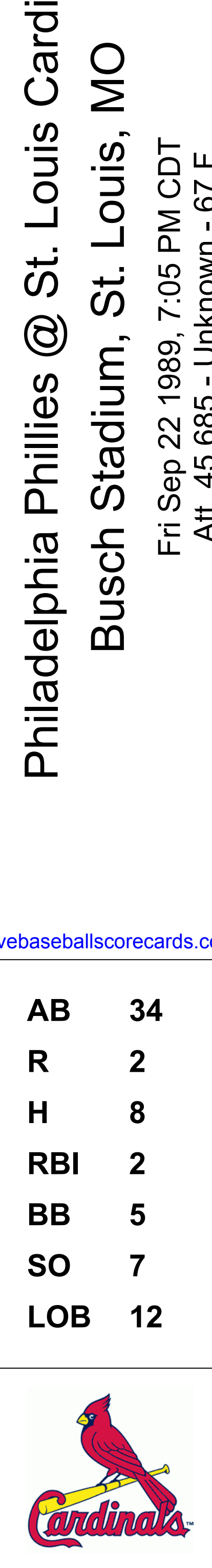
Batter	1	2	3	4	5	6	7	8	9	AB	R	H	RBI	BB	SO	LOB	BOTTOM			
Doug Dascenzo, S (1, 8) OBP: 0.231, SLG: 0.200	2-1 F7	0-1 G4-3		1-2 23 1B 1B	2-2 23 1B 1B		1-0 G5-4-3 1-2			5	2	2	1	0	0	3	Philadelphia Phillies @ Chicago Cubs Wrigley Field, Chicago, IL Thu Sep 21 1989, 3:33 AM CDT Att: 22,885 - Cloudy - 69 F			
23 Ryne Sandberg, R (1, 4) OBP: 0.353, SLG: 0.499	4-1 BB		1-1 G4-3	0-1 1B HR	3-2 WP 1B		0-0 F7			4	1	2	2	1	0	0				
Mark Grace, L (1, 3) OBP: 0.405, SLG: 0.463	0-0 F7		2-2 G6-3	0-1 HR 1B	0-0 WP 1B		4-1 F9 BB			4	1	2	2	1	0	1				
Andre Dawson, R (1, 9) OBP: 0.306, SLG: 0.463 Dwight Smith, L (6, 9) OBP: 0.354, SLG: 0.487	1 SAFE K	2-3 K	0-1 E 1B	0-0 HR 1B	3-2 G1-3		1-1 F9 BB			4	1	2	3	0	1	3				
Lloyd McClendon, R (1, 7) OBP: 0.363, SLG: 0.482		0-0 1B BB 1B	0-1 E5	2-2 G5-3		2-2 2B		2-1 F9		5	1	2	0	0	0	3				
Luis Salazar, R (1, 5) OBP: 0.316, SLG: 0.427	1 SAFE K	1-3 K	1-2 G1-3		1-0 G4-3		1-2 G6-3		0-3 K	5	0	0	0	0	2	5				
Shawon Dunston, R (1, 6) OBP: 0.324, SLG: 0.410	1 SAFE 1B BB	4-0 1B BB		0-0 F8	0-1 FC4-6 1B		0-1 K		2-3 K	4	0	2	0	1	1	2				
Rick Wrona, R (1, 2) OBP: 0.269, SLG: 0.307	1-2 1B	1-2 1B		1-0 1B 23 1B 1B	1-2 FC4-6 1B		0-3 K2-3			4	2	2	1	0	1	2				
Greg Maddux, R (1, 1) OBP: 0.238, SLG: 0.244	0-3 K		0-3 K	0-3 K	0-1 1B 23 1B 1B		1-0 G5-4-3 1B			4	1	2	0	0	2	3				
Inning Stats	R: 0 E: 0 K: 1 S: 8	H: 0 LOB: 1 BB: 1 P: 16	R: 1 E: 0 K: 2 S: 14	H: 2 LOB: 2 BB: 1 P: 20	R: 0 E: 1 K: 0 S: 12	H: 1 LOB: 2 BB: 0 P: 16	R: 5 E: 0 K: 1 S: 16	H: 5 LOB: 0 BB: 0 P: 20	R: 3 E: 0 K: 0 S: 21	H: 5 LOB: 2 BB: 0 P: 31	R: 0 E: 0 K: 1 S: 13	H: 2 LOB: 1 BB: 0 P: 16	R: 0 E: 0 K: 2 S: 14	H: 1 LOB: 2 BB: 1 P: 23	R: 0 E: 0 K: 2 S: 14	H: 1 LOB: 2 BB: 1 P: 23		1B: 15 2B: 1 3B: 0 HR: 1	SF: 0 SAC: 0 DP: 1 HBP: 0	WP: 1 PB: 0 SB: 0 CS: 0
PITCHER Terry Mulholland, L (1, 1) ERA: 4.92 Randy O'Neal, R (5, 1) ERA: 6.23 Chuck McElroy, L (7, 1) ERA: 1.93	IP: 4.0 WLS: L BF: 23 H: 6 R: 6 ER: 6 SO: 4 BB: 6 IBB: 0 HBP: 0 BLK: 0 WP: 1 HR: 0 S: 50 P: 72 ERA: 13.50 WHIP: 2.500															PITCHER				

AB	32
R	1
H	6
RBI	1
BB	2
SO	6
LOB	17



Batter	1	2	3	4	5	6	7	8	9	10	AB	R	H	RBI	BB	SO	LOB	TOP									
Lenny Dykstra, L OBP: 0.316, SLG: 0.360 (1.8)	G4-3		F8					F7			4	0	0	0	1	1	4	Philadelphia Phillies @ St. Louis Cardinals Busch Stadium, St. Louis, MO Fri Sep 22 1989, 7:05 PM CDT Att: 45,685 - Unknown - 67 F									
Tom Herr, S OBP: 0.324, SLG: 0.362 (1.4)	2B		1B					G5-3		WP	5	1	4	0	0	0	0										
Randy Ready, R OBP: 0.369, SLG: 0.416 (1.7)	P5		K					F7		P4	5	0	0	0	0	1	4										
Ricky Jordan, R OBP: 0.318, SLG: 0.408 (1.3)	2B		1B					G6-3		CS	4	0	2	0	1	1	2										
Von Hayes, L OBP: 0.351, SLG: 0.458 (1.9)	G4-3		1B					SH		K	3	0	1	0	1	1	3										
Dickie Thorn, R OBP: 0.324, SLG: 0.424 (1.6)	G4-3		K					SH		1B	5	0	1	0	0	1	6										
Steve Jeltz, S OBP: 0.363, SLG: 0.340 (1.5)	G4-3		L4					SH		F9	4	0	0	0	0	0	0										
Tom Nieto, R OBP: 0.375, SLG: 0.167 (8. PH)			G6-3					K		P3	2	0	0	0	1	1	0										
Charlie Hayes, R OBP: 0.274, SLG: 0.394 (8. PH)								K			1	0	0	0	0	1	3										
Darren Daulton, L OBP: 0.308, SLG: 0.316 (8.2)								K			1	0	0	0	0	0	0										
Ken Howell, R OBP: 0.138, SLG: 0.127 (8. PH)			G3					K			3	0	1	0	0	0	1										
Bob Dernier, R OBP: 0.224, SLG: 0.217 (8. PH)											1	0	0	0	0	1	3										
Roger McDowell, R OBP: 0.333, SLG: 0.333 (8.1)											0	0	0	0	0	0	0										
Inning Stats	R: 0 E: 0 K: 0 S: 15	H: 2 LOB: 2 P: 19	R: 0 E: 0 K: 0 S: 7	H: 0 LOB: 1 BB: 1 P: 12	R: 0 E: 0 K: 2 S: 15	H: 3 LOB: 3 BB: 0 P: 22	R: 0 E: 0 K: 0 S: 5	H: 0 LOB: 0 BB: 0 P: 7	R: 0 E: 0 K: 1 S: 18	H: 1 LOB: 3 BB: 2 P: 29	R: 0 E: 0 K: 2 S: 10	H: 1 LOB: 1 BB: 0 P: 14	R: 0 E: 0 K: 0 S: 8	H: 0 LOB: 0 BB: 0 P: 12	R: 0 E: 1 K: 2 S: 14	H: 1 LOB: 3 BB: 0 P: 18	R: 1 E: 0 K: 1 S: 8	H: 1 LOB: 1 BB: 1 P: 19	R: 0 E: 0 K: 0 S: 5	H: 0 LOB: 0 BB: 0 P: 6	1B: 7 2B: 2 3B: 1 HR: 0	SF: 0 SAC: 1 DP: 1 HBP: 1	WP: 1 PB: 0 SB: 0 CS: 1	PA: 44			
PITCHER	IP	WLS	BF	H	R	ER	SO	BB	IBB	HBP	BLK	WP	HR	S	P	ERA	WHIP										
Joe Magrane, L ERA: 2.96 (1.1)	7.0		34	8	0	0	5	3	0	1	0	0	0	84	123	0.00	1.571										
Ken Dayley, L ERA: 2.99 (8.1)	2.0		7	1	1	1	3	1	0	0	0	1	0	16	29	4.50	1.000										
John Costello, R ERA: 3.3 (10.1)	1.0	W	3	0	0	0	0	0	0	0	0	0	0	5	6	0.00	0.000										

Batter	1	2	3	4	5	6	7	8	9	10	AB	R	H	RBI	BB	SO	LOB	BOTTOM									
Vince Coleman, S OBP: 0.317, SLG: 0.336 (1.7)	G5-3		S					K		FC4-6	4	1	0	0	1	1	1	Philadelphia Phillies @ St. Louis Cardinals Busch Stadium, St. Louis, MO Fri Sep 22 1989, 7:05 PM CDT Att: 45,685 - Unknown - 67 F									
Ozzie Smith, S OBP: 0.337, SLG: 0.367 (1.6)	L6		G5-3					G4-3		1B	5	1	2	0	0	0	1										
José Oquendo, S OBP: 0.374, SLG: 0.373 (1.4)	G3							F7		1B	3	0	1	0	2	0	1										
Pedro Guerrero, R OBP: 0.307, SLG: 0.482 (1.3)								1B		1B	3	0	1	0	1	1	2										
Jim Lindeman, R OBP: 0.163, SLG: 0.133 (9.3)								1B		1B	0	0	0	0	0	0	0										
Denny Walling, L OBP: 0.405, SLG: 0.437 (10. PH)								1B		1B	1	0	1	1	0	0	0										
Mill Thompson, L OBP: 0.342, SLG: 0.397 (1.8)	P5							2B		1B	3	0	1	1	0	0	1										
Terry Pendleton, S OBP: 0.312, SLG: 0.389 (1.5)								G4-3		F8	3	0	1	0	1	0	1										
Tom Brunansky, R OBP: 0.314, SLG: 0.418 (10.1)								G4-3			4	0	0	0	0	2	4										
John Costello, R OBP: 0.333, SLG: 0.333 (8.1)								K			0	0	0	0	0	0	0										
Tony Peña, R OBP: 0.315, SLG: 0.333 (1.2)								K			3	0	0	0	0	1	0										
Tim Jones, L OBP: 0.361, SLG: 0.384 (10. PH)								G5-3		FC4-6	1	0	1	0	0	0	0										
Joe Magrane, R OBP: 0.183, SLG: 0.218 (8.1)								P2		FC4-6	3	0	0	0	0	2	0										
Ken Dayley, L OBP: 0.276, SLG: 0.357 (10.9)								K			0	0	0	0	0	0	0										
John Morris, L OBP: 0.276, SLG: 0.357 (10.9)								K			1	0	0	0	0	0	1										
Inning Stats	R: 0 E: 0 K: 0 S: 6	H: 0 LOB: 0 BB: 0 P: 10	R: 0 E: 0 K: 0 S: 12	H: 1 LOB: 1 BB: 1 P: 23	R: 0 E: 0 K: 1 S: 10	H: 0 LOB: 1 BB: 1 P: 16	R: 0 E: 0 K: 0 S: 8	H: 1 LOB: 2 BB: 2 P: 20	R: 0 E: 0 K: 2 S: 10	H: 0 LOB: 0 BB: 0 P: 13	R: 1 E: 0 K: 1 S: 9	H: 2 LOB: 1 BB: 0 P: 14	R: 0 E: 0 K: 1 S: 7	H: 0 LOB: 0 BB: 0 P: 9	R: 0 E: 0 K: 2 S: 9	H: 1 LOB: 1 BB: 0 P: 12	R: 0 E: 0 K: 1 S: 5	H: 0 LOB: 0 BB: 0 P: 8	R: 1 E: 0 K: 0 S: 13	H: 3 LOB: 3 BB: 1 P: 27	1B: 6 2B: 2 3B: 0 HR: 0	SF: 1 SAC: 0 DP: 2 HBP: 0	WP: 1 PB: 0 SB: 1 CS: 0	PA: 40			
PITCHER	IP	WLS	BF	H	R	ER	SO	BB	IBB	HBP	BLK	WP	HR	S	P	ERA	WHIP										
Ken Howell, R ERA: 3.47 (1.1)	7.0		17	4	1	1	4	4	0	0	0	1	0	62	105	1.29	1.143										
Roger McDowell, R ERA: 2.06 (8.1)	2.2	L	13	4	1	1	3	0	1	0	0	0	0	27	47	3.38	1.500										



Batter	1	2	3	4	5	6	7	8	9	AB	R	H	RBI	BB	SO	LOB	TOP		
Lenny Dykstra, L (1, 8) OBP: 0.316, SLG: 0.359	P5		P7				F8		F8	2	0	0	0	1	0	1	Philadelphia Phillies @ St. Louis Cardinals Busch Stadium, St. Louis, MO Sat Sep 23 1989, 3:33 AM CDT Att: 38,936 - Sunny - 51 F		
Bob Demier, R (7, PH) OBP: 0.223, SLG: 0.215						1B BB				1	0	0	0	0	0	1			
Keith Miller, S (9, PH) OBP: 0.222, SLG: 0.333										1	0	0	0	0	0	1			
Tom Herr, S (1, 4) OBP: 0.356, SLG: 0.364	G4-3		F7							5	0	3	0	0	0	1			
John Kruk, L (1, 7) OBP: 0.370, SLG: 0.428	G4-3					FC6 1B				4	0	1	1	0	0	4			
Ricky Jordan, R (1, 3) OBP: 0.319, SLG: 0.409		P6								4	0	1	0	1	1	2			
Von Hayes, L (1, 9) OBP: 0.380, SLG: 0.457										4	1	1	0	0	2	2			
Dickie Thon, R (1, 6) OBP: 0.324, SLG: 0.430										3	1	1	2	0	1	2			
Todd Frohwrth, R (6, 1)										0	0	0	0	0	0	0			
Curt Ford, L (8, PH) OBP: 0.305, SLG: 0.306										1	0	0	0	0	0	1			
Chuck McElroy, L (6, 1)										0	0	0	0	0	0	0			
Darren Daulton, L (1, 2) OBP: 0.308, SLG: 0.315										4	1	1	0	0	0	3			
Steve Jeltz, S (1, 5) OBP: 0.362, SLG: 0.347										4	1	1	0	0	0	1			
Dennis Cook, L (1, 1) OBP: 0.231, SLG: 0.308										1	0	1	1	0	0	0			
Don Carman, L (3, 1) OBP: 0.029, SLG: 0.029										1	0	0	0	0	0	0			
Charlie Hayes, R (6, 5) OBP: 0.279, SLG: 0.398										2	1	2	1	0	0	0			
Inning Stats	R: 0 E: 0 K: 0 S: 7	H: 0 LOB: 0 BB: 0 P: 11	R: 0 E: 0 K: 1 S: 6	H: 0 LOB: 0 BB: 0 P: 11	R: 1 E: 0 K: 0 S: 13	H: 2 LOB: 1 BB: 2 P: 18	R: 2 E: 0 K: 0 S: 9	H: 2 LOB: 0 BB: 1 P: 10	R: 0 E: 0 K: 1 S: 10	H: 1 LOB: 2 BB: 1 P: 14	R: 0 E: 0 K: 1 S: 16	H: 2 LOB: 1 BB: 0 P: 22	R: 0 E: 0 K: 1 S: 8	H: 0 LOB: 1 BB: 1 P: 15	R: 2 E: 0 K: 1 S: 13	H: 3 LOB: 1 BB: 0 P: 18	1B: 8 2B: 2 3B: 1 HR: 1	SF: 1 SAC: 0 DP: 1 HBP: 0	WP: 0 PA: 40 PB: 1 SB: 0 CS: 0
PITCHER	IP WLS BF H R ER SO BB IBB HBP BLK WP HR S P ERA WHIP																		
Cris Carpenter, R (1, 1) ERA: 3.18	4.2		20	5	3	3	1	1	0	0	0	0	0	0	1	40	61	5.79	1.286
Frank DiPino, L (5, 1) ERA: 2.53	2.1	W	10	4	0	0	1	0	0	0	0	0	0	0	28	38	0.00	1.714	
Scott Terry, R (8, 1) ERA: 3.63	2.0		10	3	2	1	2	1	0	0	0	0	0	0	21	33	4.50	2.000	

Batter	1	2	3	4	5	6	7	8	9	AB	R	H	RBI	BB	SO	LOB	BOTTOM			
Vince Coleman, S (1, 7) OBP: 0.319, SLG: 0.339	P7									5	2	3	0	0	0	0	Philadelphia Phillies @ St. Louis Cardinals Busch Stadium, St. Louis, MO Sat Sep 23 1989, 3:33 AM CDT Att: 38,936 - Sunny - 51 F			
Ozzie Smith, S (1, 6) OBP: 0.338, SLG: 0.366										4	2	1	0	1	0	1				
Pedro Guerrero, R (1, 3) OBP: 0.391, SLG: 0.484										3	2	2	3	2	0	0				
Rod Booker, L (7, PR) OBP: 0.250, SLG: 0.250										0	0	0	0	0	0	0				
Scott Terry, R (8, 1) OBP: 0.191, SLG: 0.311										0	0	0	0	0	0	0				
Todd Zeile, R (1, 2) OBP: 0.338, SLG: 0.371										5	2	3	1	0	1	3				
Tom Brunansky, R (1, 9) OBP: 0.314, SLG: 0.419										4	1	2	2	0	0	1				
Terry Pendleton, S (1, 5) OBP: 0.312, SLG: 0.391										5	1	2	2	0	0	2				
José Oquendo, S (1, 4) OBP: 0.376, SLG: 0.371										2	1	0	0	3	1	2				
Milt Thompson, L (1, 8) OBP: 0.341, SLG: 0.397										5	0	1	3	0	0	4				
Cris Carpenter, R (1, 1) OBP: 0.444, SLG: 0.444										2	0	1	0	0	0	1				
Frank DiPino, L (5, 1) OBP: 0.093, SLG: 0.083										1	0	0	0	0	1	0				
John Morris, L (7, PH) OBP: 0.274, SLG: 0.354										1	0	0	0	0	0	0				
Jim Lindeman, R (8, 3) OBP: 0.163, SLG: 0.133										0	0	0	0	0	0	0				
Inning Stats	R: 0 E: 0 K: 0 S: 8	H: 0 LOB: 0 BB: 0 P: 15	R: 0 E: 0 K: 1 S: 11	H: 1 LOB: 0 BB: 0 P: 16	R: 7 E: 0 K: 0 S: 21	H: 8 LOB: 1 BB: 1 P: 36	R: 0 E: 0 K: 0 S: 6	H: 0 LOB: 1 BB: 1 P: 15	R: 0 E: 0 K: 1 S: 9	H: 1 LOB: 1 BB: 0 P: 12	R: 4 E: 0 K: 1 S: 18	H: 4 LOB: 2 BB: 2 P: 29	R: 0 E: 0 K: 1 S: 8	H: 1 LOB: 2 BB: 1 P: 14	R: 0 E: 0 K: 0 S: 6	H: 0 LOB: 1 BB: 1 P: 14		1B: 11 2B: 4 3B: 0 HR: 0	SF: 1 SAC: 0 DP: 0 HBP: 0	WP: 0 PA: 44 PB: 0 SB: 0 CS: 0
PITCHER	IP WLS BF H R ER SO BB IBB HBP BLK WP HR S P ERA WHIP																			
Dennis Cook, L (1, 1) ERA: 4.02	2.2	L	15	8	6	6	1	0	0	0	0	0	0	0	34	55	20.25	3.000		
Don Carman, L (3, 1) ERA: 5.35	2.2		15	4	4	4	1	3	0	0	0	0	0	31	53	13.50	2.625			
Todd Frohwrth, R (6, 1) ERA: 3.71	1.2		10	3	1	1	1	2	0	0	0	0	0	16	29	5.40	3.000			
Chuck McElroy, L (8, 1) ERA: 1.74	1.0		4	0	0	0	0	1	0	0	0	0	0	6	14	0.00	1.000			

Batter	1	2	3	4	5	6	7	8	9	AB	R	H	RBI	BB	SO	LOB	TOP					
Lenny Dykstra, L OBP: 0.316, SLG: 0.357										2	0	0	0	1	1	1	Philadelphia Phillies @ St. Louis Cardinals Busch Stadium, St. Louis, MO Sun Sep 24 1989, 3:33 AM CDT Att: 38,795 - Sunny - 59 F					
Tom Herr, S OBP: 0.354, SLG: 0.362										4	0	0	0	0	5							
John Kruk, L OBP: 0.370, SLG: 0.427 Randy Ready, R OBP: 0.371, SLG: 0.416										3	0	1	0	0	1	1						
Ricky Jordan, R OBP: 0.318, SLG: 0.414										4	1	1	1	0	1	3						
Von Hayes, L OBP: 0.379, SLG: 0.457										4	0	1	0	0	0	0						
Dickie Thon, R OBP: 0.321, SLG: 0.426										4	0	0	0	0	1	1						
Charlie Hayes, R OBP: 0.279, SLG: 0.394										3	0	0	0	1	0	1						
Darren Daulton, L OBP: 0.305, SLG: 0.312										4	0	0	0	0	1	2						
Bruce Ruffin, S OBP: 0.289, SLG: 0.188 Curt Flood, L OBP: 0.309, SLG: 0.306 Tom Barrett, L OBP: 0.303, SLG: 0.286 Jeff Parrett, R OBP: 0.301, SLG: 0.354 Chuck McElroy, L OBP: 0.303, SLG: 0.333 Roger McDowell, R OBP: 0.345, SLG: 0.225										1	0	1	0	1	0	0						
Inning Stats	R: 0 E: 0 K: 2 S: 8	H: 0 LOB: 0 BB: 0 P: 12	R: 0 E: 0 K: 1 S: 9	H: 0 LOB: 0 BB: 0 P: 12	R: 0 E: 0 K: 1 S: 8	H: 1 LOB: 2 BB: 1 P: 14	R: 0 E: 0 K: 0 S: 6	H: 1 LOB: 0 BB: 0 P: 8	R: 0 E: 0 K: 0 S: 7	H: 0 LOB: 0 BB: 0 P: 9	R: 0 E: 0 K: 0 S: 10	H: 0 LOB: 1 BB: 1 P: 18	R: 1 E: 0 K: 0 S: 10	H: 1 LOB: 1 BB: 1 P: 16	R: 0 E: 0 K: 0 S: 10	H: 0 LOB: 2 BB: 2 P: 21		R: 0 E: 0 K: 1 S: 11	H: 1 LOB: 1 BB: 0 P: 14	1B: 1 2B: 2 3B: 0 HR: 1	SF: 0 SAC: 1 DP: 1 HBP: 0	WP: 0 PB: 0 SB: 0 CS: 0
PITCHER	IP WLS BF H R ER SO BB IBB HBP BLK WP HR S P ERA WHIP																					
Bob Tewksbury, R ERA: 2.1	(1, 1) 7.0 27 3 1 1 4 4 0 0 0 0 0 1 60 95 1.29 1.000																					
Ken Dayley, L ERA: 2.96	(8, 1) 0.2 2 0 0 0 0 0 0 0 0 0 0 0 4 6 0.00 0.000																					
Ted Power, R ERA: 3.8	(8, 1) 0.1 W 2 0 0 0 0 1 0 0 0 0 0 0 4 9 0.00 3.000																					
John Costello, R ERA: 3.25	(9, 1) 1.0 S 4 1 0 0 1 0 0 0 0 0 0 0 11 14 0.00 1.000																					

Batter	1	2	3	4	5	6	7	8	9	AB	R	H	RBI	BB	SO	LOB	BOTTOM			
Vince Coleman, S OBP: 0.318, SLG: 0.338										5	0	1	0	0	2	3	Philadelphia Phillies @ St. Louis Cardinals Busch Stadium, St. Louis, MO Sun Sep 24 1989, 3:33 AM CDT Att: 38,795 - Sunny - 59 F			
Ozzie Smith, S OBP: 0.339, SLG: 0.367										4	1	2	0	0	1					
Pedro Guerrero, R OBP: 0.388, SLG: 0.481										4	0	0	0	0	2					
Todd Zeile, R OBP: 0.360, SLG: 0.385										3	0	2	1	1	1	0				
Tom Brunansky, R OBP: 0.314, SLG: 0.418										4	0	1	0	0	1	3				
Terry Pendleton, S OBP: 0.315, SLG: 0.394										4	1	3	0	0	1	2				
José Oquendo, S OBP: 0.377, SLG: 0.371										3	0	1	0	1	0	1				
Milt Thompson, L OBP: 0.340, SLG: 0.395										3	0	0	0	1	0	3				
Bob Tewksbury, R OBP: 0.125, SLG: 0.125 Ken Dayley, L OBP: 0.309, SLG: 0.306 Ted Power, R OBP: 0.301, SLG: 0.354 John Morris, L OBP: 0.303, SLG: 0.333 Tony Peña, R OBP: 0.303, SLG: 0.333 John Costello, R OBP: 0.345, SLG: 0.225										3	0	0	0	0	2	4				
Inning Stats	R: 1 E: 0 K: 2 S: 21	H: 3 LOB: 2 BB: 0 P: 30	R: 0 E: 0 K: 0 S: 3	H: 0 LOB: 0 BB: 0 P: 6	R: 0 E: 0 K: 0 S: 7	H: 1 LOB: 0 BB: 0 P: 9	R: 0 E: 0 K: 1 S: 17	H: 3 LOB: 3 BB: 0 P: 25	R: 0 E: 0 K: 0 S: 8	H: 1 LOB: 2 BB: 1 P: 14	R: 0 E: 1 K: 1 S: 10	H: 1 LOB: 1 BB: 0 P: 11	R: 0 E: 0 K: 0 S: 6	H: 0 LOB: 0 BB: 0 P: 10	R: 1 E: 0 K: 3 S: 23	H: 1 LOB: 3 BB: 3 P: 41		1B: 10 2B: 1 3B: 0 HR: 0	SF: 0 SAC: 0 DP: 1 HBP: 0	WP: 1 PB: 0 SB: 0 CS: 1
PITCHER	IP WLS BF H R ER SO BB IBB HBP BLK WP HR S P ERA WHIP																			
Bruce Ruffin, L ERA: 4.55	(1, 1) 7.0 30 9 1 1 4 4 0 0 0 0 0 0 72 105 1.29 1.429																			
Jeff Parrett, R ERA: 2.97	(8, 1) 0.2 L 5 1 1 1 2 2 0 0 0 0 0 0 16 29 13.50 4.500																			
Chuck McElroy, L ERA: 1.74	(8, 1) 0.0 1 0 0 0 0 1 0 0 0 0 0 0 3 7 ∞ ∞																			
Roger McDowell, R ERA: 2.05	(8, 1) 0.1 1 0 0 0 1 0 0 0 0 0 0 0 4 5 0.00 0.000																			

Batter	1	2	3	4	5	6	7	8	9	AB	R	H	RBI	BB	SO	LOB	TOP																			
Lenny Dykstra, L (1,8) OBP: 0.316, SLG: 0.357	1-3 K		2-2 L7			3-2 G6-3		1-0 1B		0	1	0	0	0	0	0	Philadelphia Phillies @ New York Mets Shea Stadium, Flushing, NY Mon Sep 25 1989, 7:05 PM EDT Att: 18,001 - Unknown - 62 F																			
Tom Herr, S (1,4) OBP: 0.353, SLG: 0.366	1-0 L4			0-0 L7		1-2 F8		1-1 1B		4	1	1	2	0	0																					
John Kruk, L (1,7) OBP: 0.368, SLG: 0.423 Roger McDowell, R (8,1) OBP: 0.333, SLG: 0.333	3-3 K			0-3 K		4-2 BB		0-3 K		3	0	0	0	1	3																					
Ricky Jordan, R (1,3) OBP: 0.320, SLG: 0.414		1-2 P4		1-2 E		3-2 G3-1		3-1 1B		4	0	2	0	0	1																					
Von Hayes, L (1,9) OBP: 0.377, SLG: 0.454		0-3 K		1-1 E3			1-3 K	2-2 3-1		4	0	0	0	2	2																					
Dickie Thon, R (1,6) OBP: 0.318, SLG: 0.422		0-0 6-3		3-2 P3			0-0 6-3	2-3 3-1		4	0	0	0	1	3																					
Charlie Hayes, R (1,5) OBP: 0.275, SLG: 0.388			1-2 F8		2-1 F8		0-0 6-3	0-0 F8		4	0	0	0	0	1																					
Darren Daulton, L (1,2) OBP: 0.303, SLG: 0.310 Bob Demler, R (8,PH) OBP: 0.227, SLG: 0.220			1-3 K		1-3 K			2-1 CS		2	0	0	0	2	0																					
Pat Combs, L (1,1) OBP: 0.100, SLG: 0.200 Randy Ready, R (8,PH) OBP: 0.370, SLG: 0.414 Tom Nieto, R (8,2) OBP: 0.375, SLG: 0.167			0-2 2B		0-3 K			1-1 6-3		2	0	1	0	0	1																					
Inning Stats	R: 0 H: 0 E: 0 K: 2 S: 7	H: 0 LOB: 0 BB: 0 P: 12	R: 0 H: 0 E: 0 K: 1 S: 8	H: 0 LOB: 0 BB: 0 P: 9	R: 0 H: 1 E: 0 K: 1 S: 14	H: 1 LOB: 1 BB: 0 P: 18	R: 0 H: 1 E: 1 K: 1 S: 12	H: 1 LOB: 2 BB: 0 P: 17	R: 0 H: 0 E: 0 K: 2 S: 9	H: 0 LOB: 0 BB: 0 P: 12	R: 0 H: 0 E: 0 K: 1 S: 8	H: 0 LOB: 0 BB: 0 P: 9	R: 2 H: 3 E: 0 K: 1 S: 10	H: 3 LOB: 0 BB: 0 P: 15	R: 0 H: 1 E: 1 K: 1 S: 12	H: 1 LOB: 1 BB: 0 P: 17		1B: 4 2B: 1 3B: 0 HR: 1	SF: 0 SAC: 0 DP: 0 HBP: 0	WP: 0 PB: 0 SB: 1 CS: 1	PA: 34															
PITCHER	IP	WLS	BF	H	R	ER	SO	BB	IBB	HBP	BLK	WP	HR	S	P	ERA	WHIP	PITCHER		IP	WLS	BF	H	R	ER	SO	BB	IBB	HBP	BLK	WP	HR	S	P	ERA	WHIP
Bob Ojeda, L (1,1) ERA: 3.47	8.0	L	30	5	2	2	9	1	0	0	0	0	1	86	121	2.25	0.750																			
Julio Machado, R (9,1) ERA: 2.09	1.0		4	1	0	0	1	0	0	0	0	0	0	12	17	0.00	1.000																			

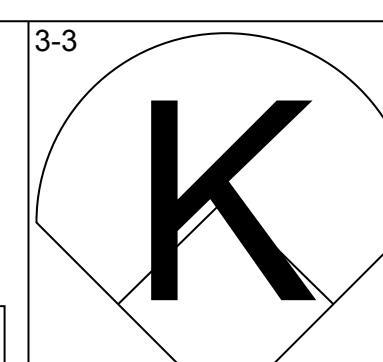
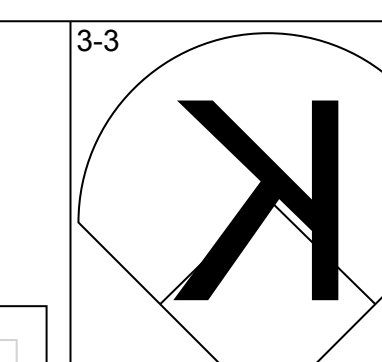
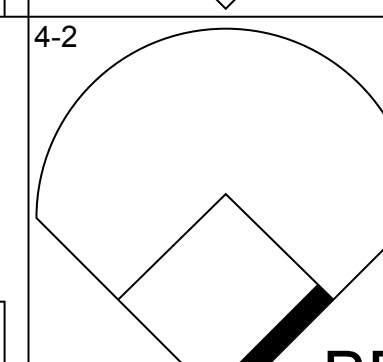
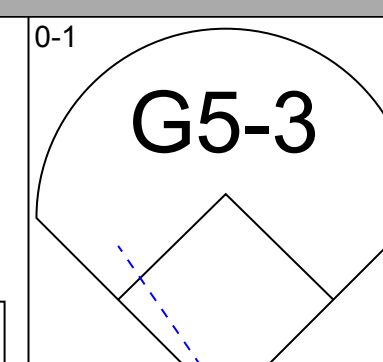
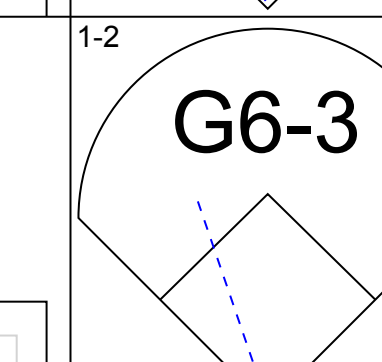
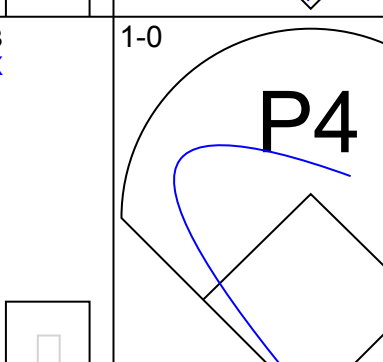
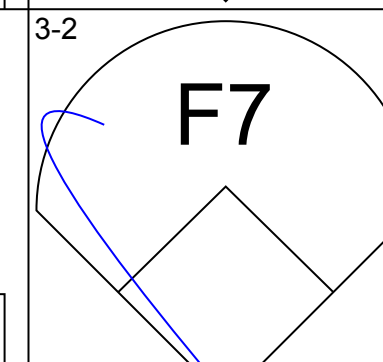
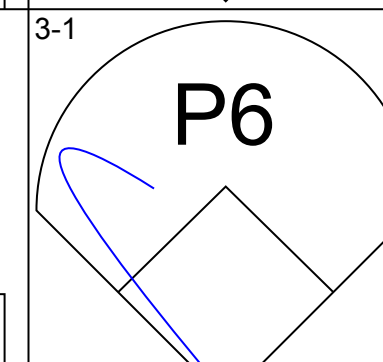
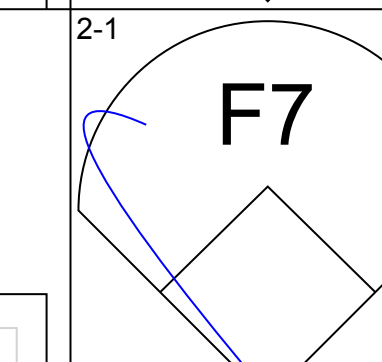
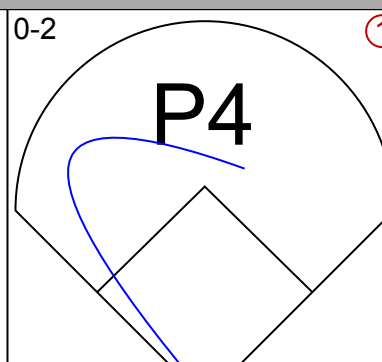
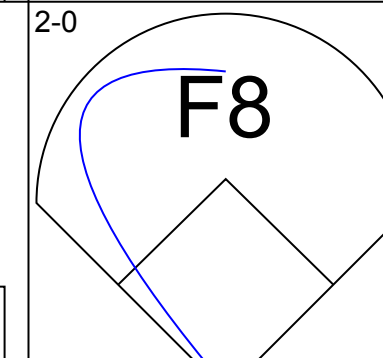
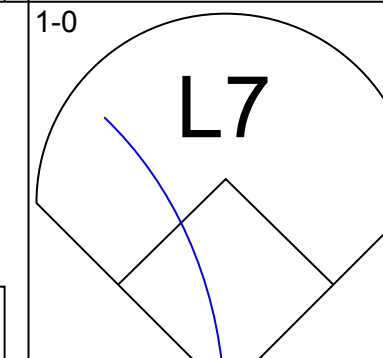
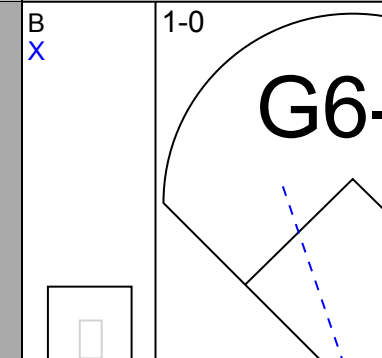
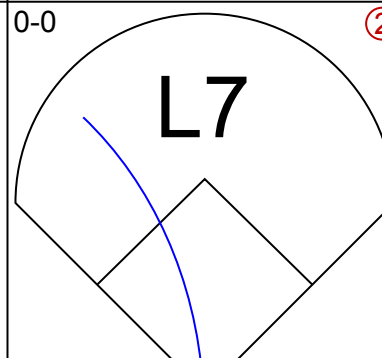
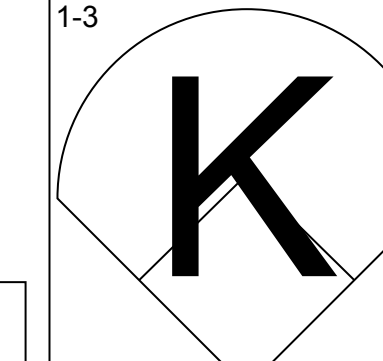
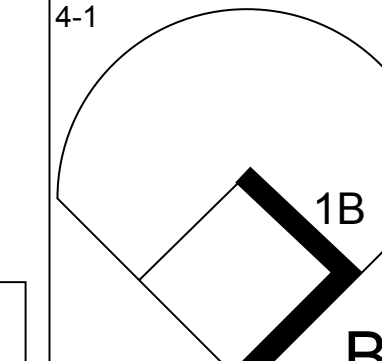
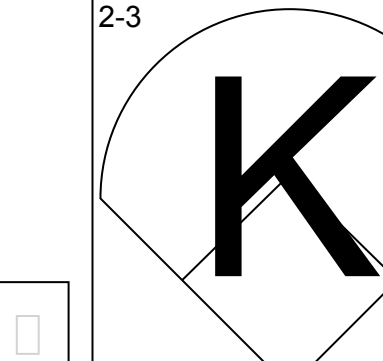
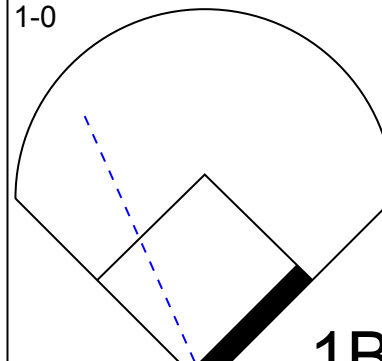
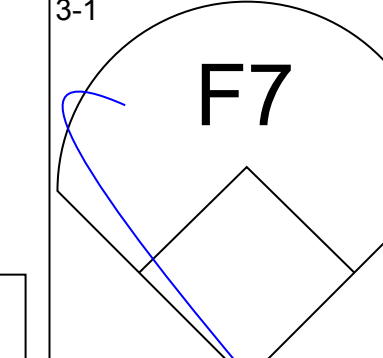
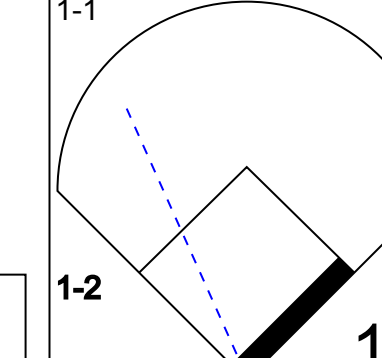
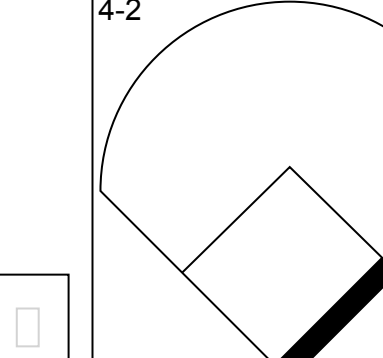
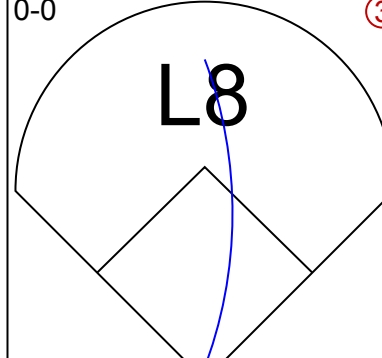
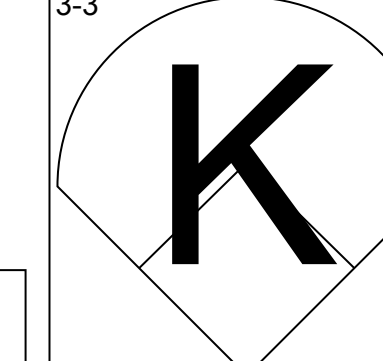
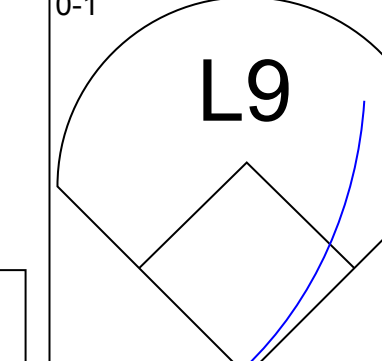
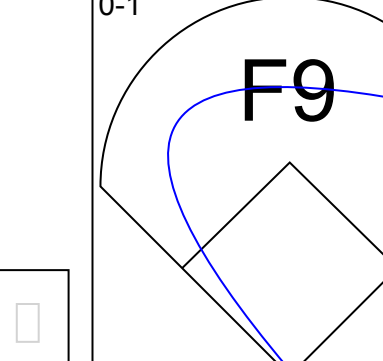
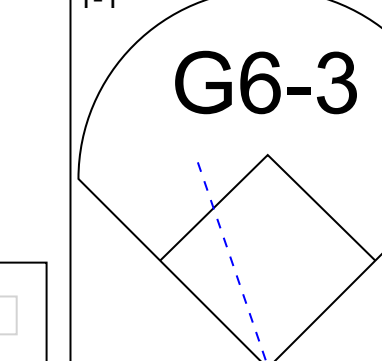
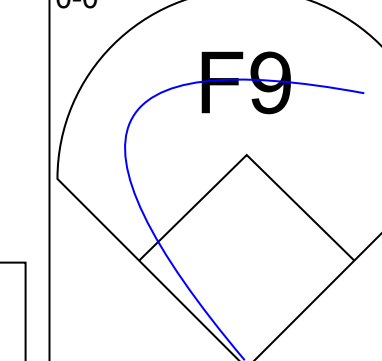
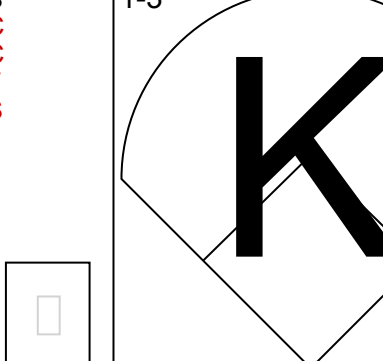
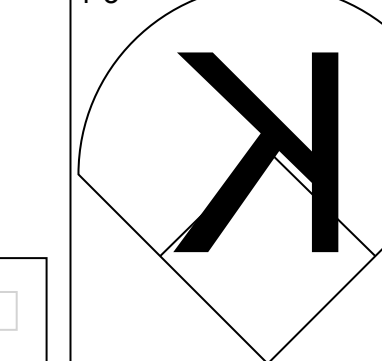
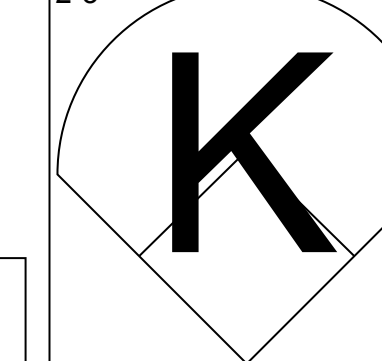
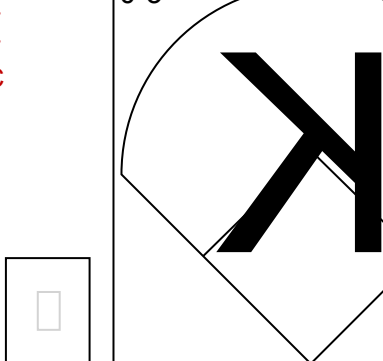
AB 29
R 2
H 5
RBI 2
BB 1
SO 9
LOB 8

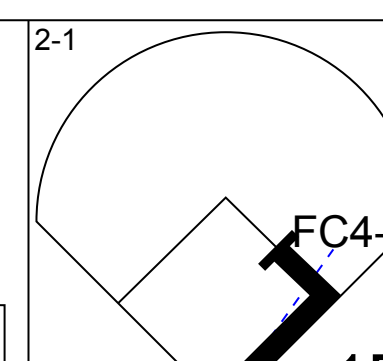
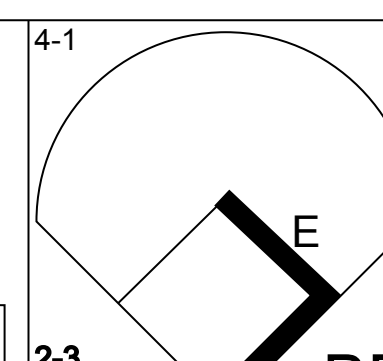
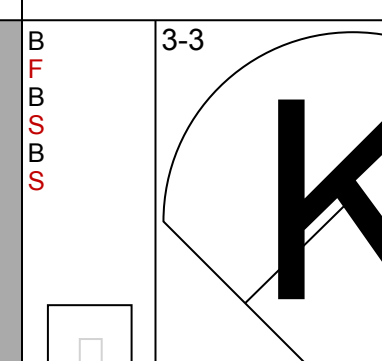
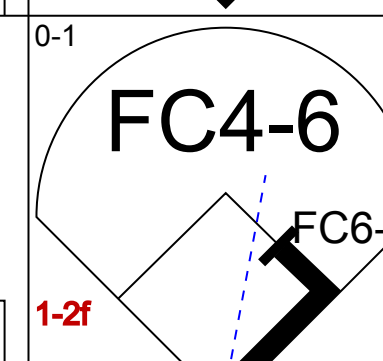
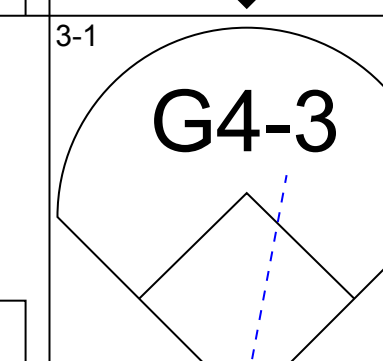
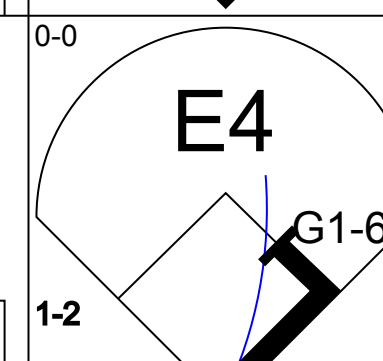
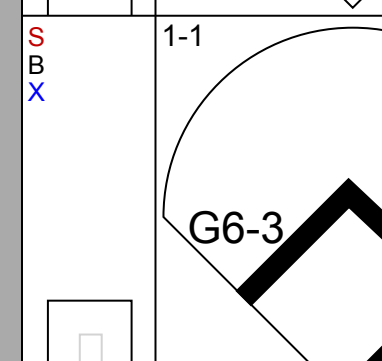
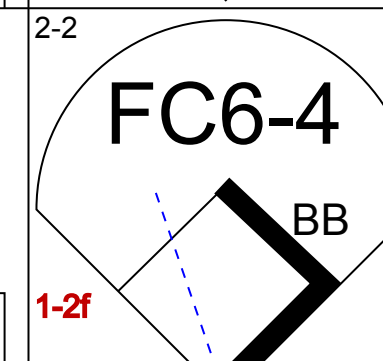
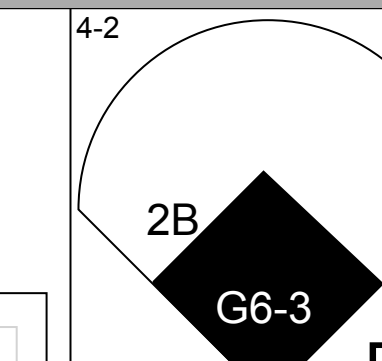
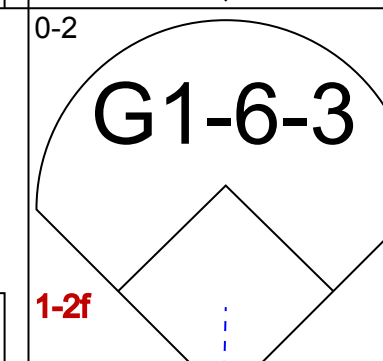
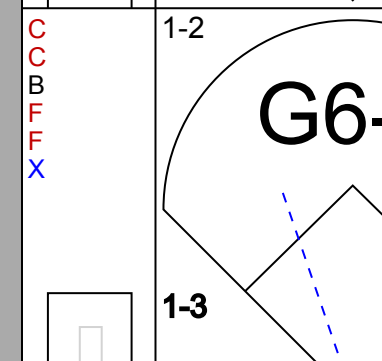
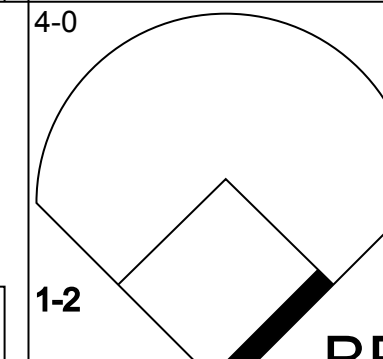
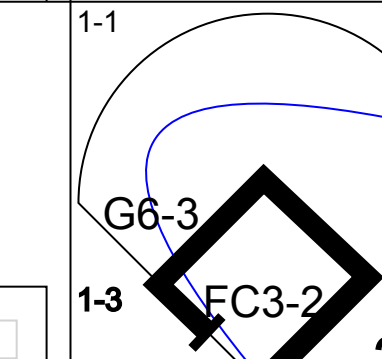

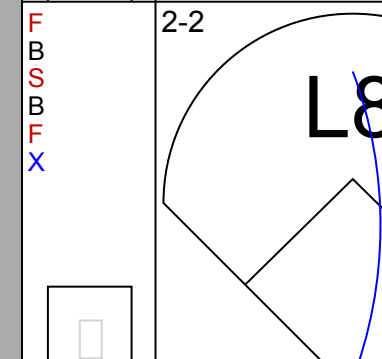
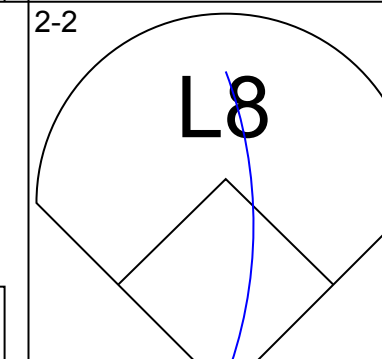
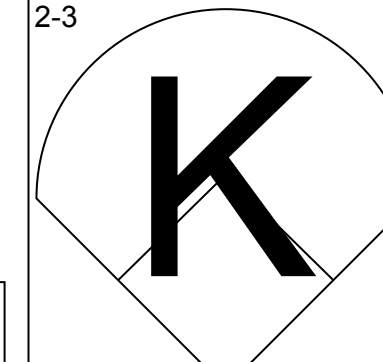
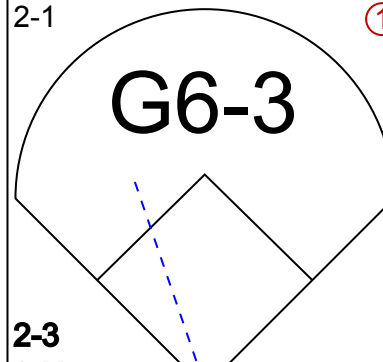
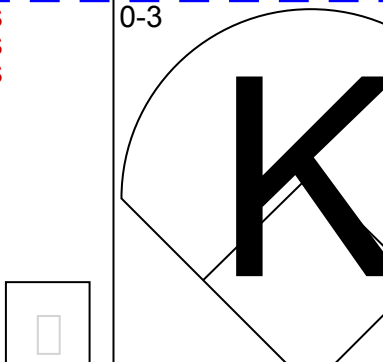
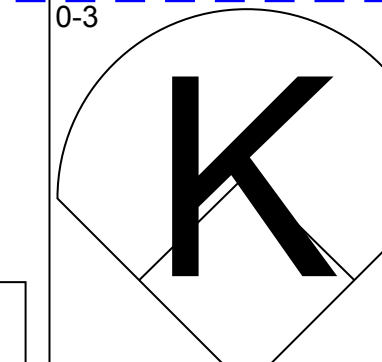
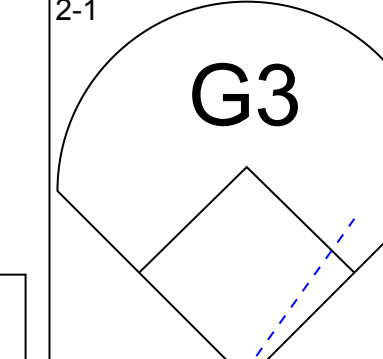
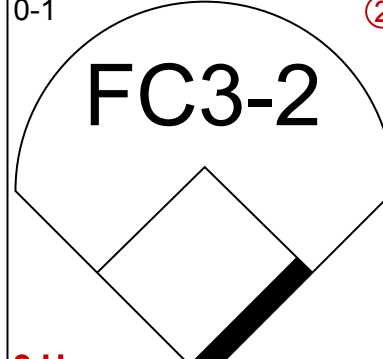
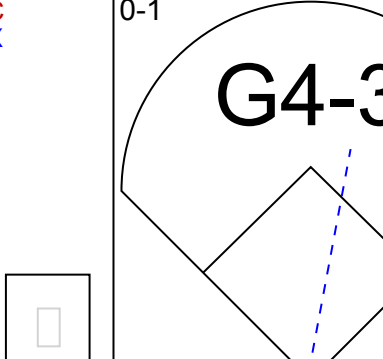
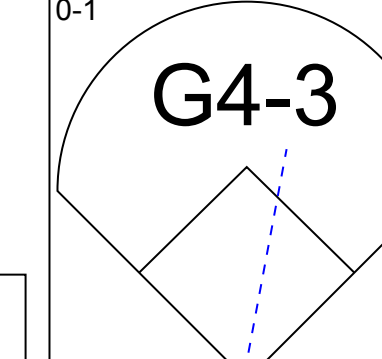
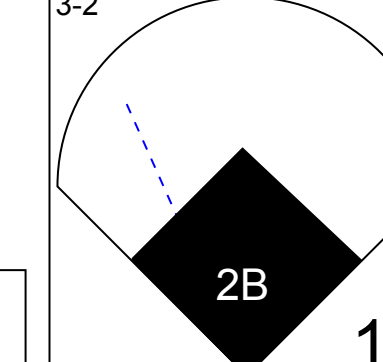
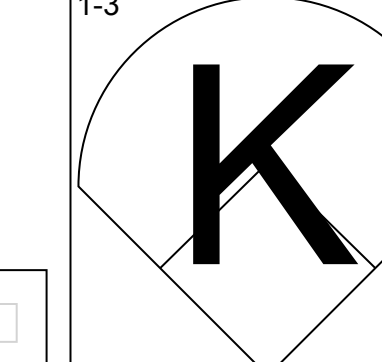
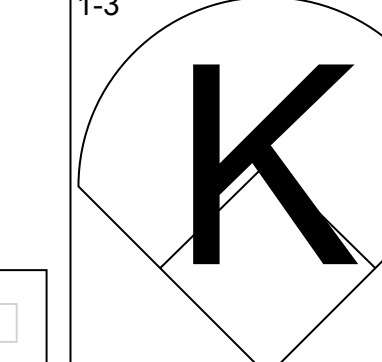
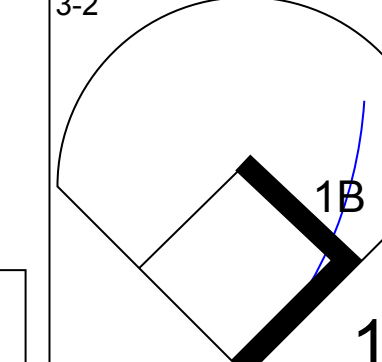
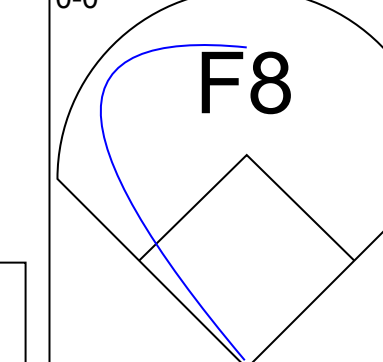
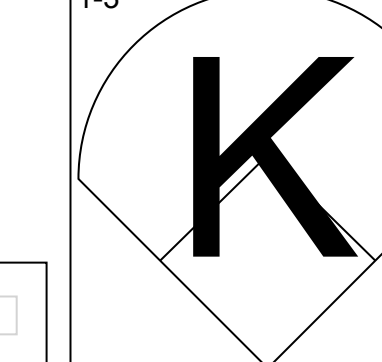
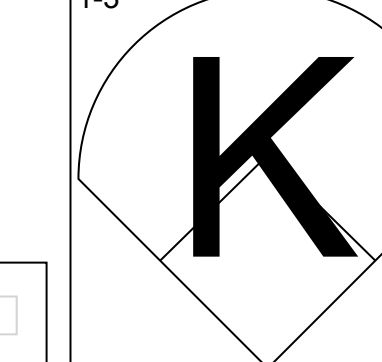
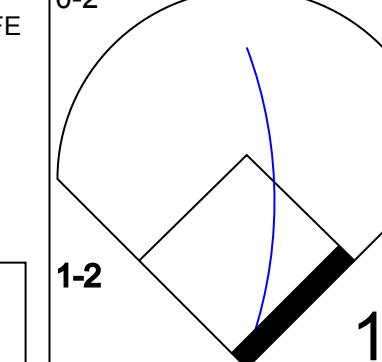
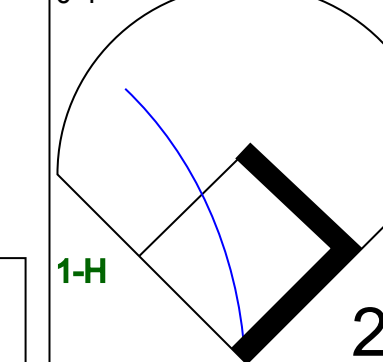
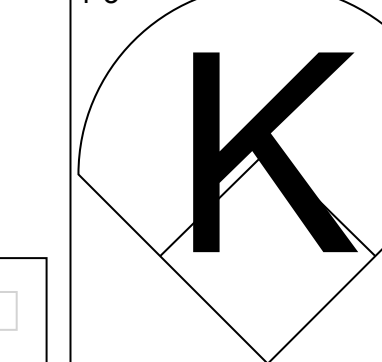
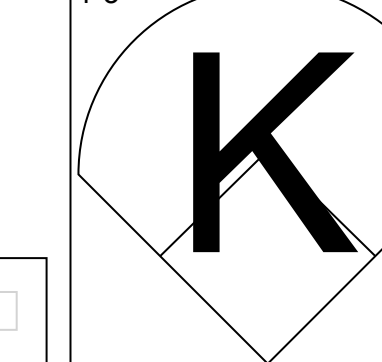


Batter	1	2	3	4	5	6	7	8	9	AB	R	H	RBI	BB	SO	LOB	BOTTOM																			
Gregg Jefferies, S (1,4) OBP: 0.315, SLG: 0.391	3-1 WP		1-1 F8		1-2 F8			2-1 4-3		4	0	1	0	0	0	0	Philadelphia Phillies @ New York Mets Shea Stadium, Flushing, NY Mon Sep 25 1989, 7:05 PM EDT Att: 18,001 - Unknown - 62 F																			
Juan Samuel, R (1,8) OBP: 0.305, SLG: 0.340	2-3 K		2-1 G6-3			0-1 5-3			0-2 5-3	4	0	0	0	1	1																					
Howard Johnson, S (1,5) OBP: 0.368, SLG: 0.562	0-3 K			1-0 1B		2-3 K			0-2 F2	4	1	1	0	0	2																					
Kevin McReynolds, R (1,7) OBP: 0.327, SLG: 0.445	1-1 P4			2-0 2B		1-0 F8			0-0 G4-3	4	0	1	1	0	0																					
Darryl Strawberry, L (1,9) OBP: 0.312, SLG: 0.466		4-2 WP		1-1 1B		3-3 K				2	0	1	0	1	1																					
Tim Lincecum, R (1,3) OBP: 0.350, SLG: 0.325		2-3 K		3-3 K		2-0 5-3				3	0	0	0	2	2																					
Gary Carter, R (1,2) OBP: 0.244, SLG: 0.272		2-3 K		1-1 G5-3		1-0 6-3				3	0	0	0	1	2																					
Kevin Elster, R (1,6) OBP: 0.287, SLG: 0.363 Dave Magadan, L (8,PH) OBP: 0.362, SLG: 0.392		1-3 K			0-2 F9			1-3 K		2	0	0	0	1	1																					
Bob Ojeda, L (1,1) ERA: 1.71 Keith Hernandez, L (8,PH) OBP: 0.325, SLG: 0.327 Julio Machado, R (9,1) ERA: 2.01			2-2 G4		0-0 F8			1-1 5-3		2	0	0	0	0	0																					
Inning Stats	R: 0 H: 1 E: 0 K: 2 S: 10	H: 1 LOB: 1 BB: 0 P: 16	R: 0 H: 0 E: 0 K: 3 S: 13	H: 0 LOB: 1 BB: 1 P: 22	R: 0 H: 0 E: 0 K: 0 S: 7	H: 0 LOB: 0 BB: 0 P: 12	R: 1 H: 3 E: 0 K: 1 S: 9	H: 3 LOB: 1 BB: 0 P: 17	R: 0 H: 0 E: 0 K: 1 S: 7	H: 0 LOB: 0 BB: 0 P: 10	R: 0 H: 0 E: 0 K: 1 S: 6	H: 0 LOB: 0 BB: 0 P: 12	R: 0 H: 0 E: 0 K: 1 S: 7	H: 0 LOB: 0 BB: 0 P: 11	R: 0 H: 0 E: 0 K: 0 S: 7	H: 0 LOB: 0 BB: 0 P: 7		1B: 2 2B: 2 3B: 0 HR: 0	SF: 0 SAC: 0 DP: 0 HBP: 0	WP: 2 PB: 0 SB: 0 CS: 0	PA: 31															
PITCHER	IP	WLS	BF	H	R	ER	SO	BB	IBB	HBP	BLK	WP	HR	S	P	ERA	WHIP	PITCHER		IP	WLS	BF	H	R	ER	SO	BB	IBB	HBP	BLK	WP	HR	S	P	ERA	WHIP
Pat Combs, L (1,1) ERA: 1.71	7.0		25	4	1	1	8	1	0	0	0	0	0	59	97	1.29	0.714																			
Roger McDowell, R (8,1) ERA: 2.01	2.0	S	6	0	0	0	1	0	0	0	0	0	0	14	18	0.00	0.000																			

AB 30
R 1
H 4
RBI 1
BB 1
SO 9
LOB 8



Batter	1	2	3	4	5	6	7	8	9	AB	R	H	RBI	BB	SO	LOB	TOP			
Lenny Dykstra, L OBP: 0.315, SLG: 0.358 Jeff Parrett, R (8, 1)										0	0	0	0	0	0	0	Philadelphia Phillies @ New York Mets Shea Stadium, Flushing, NY Tue Sep 26 1989, 7:05 PM EDT Att: 17,385 - Unknown - 60 F			
Bob Demier, R OBP: 0.228, SLG: 0.216										3	0	0	0	1	0	1				
Randy Ready, R OBP: 0.365, SLG: 0.407										4	0	0	0	0	0	1				
Ricky Jordan, R OBP: 0.317, SLG: 0.411										4	0	0	0	0	0	1				
Dickie Thon, R OBP: 0.320, SLG: 0.422										3	0	1	0	1	2	0				
Charlie Hayes, R OBP: 0.276, SLG: 0.388										3	0	1	0	1	0	1				
Darren Daulton, L OBP: 0.301, SLG: 0.307										3	0	0	0	0	1	3				
Tom Barrett, S OBP: 0.280, SLG: 0.250										3	0	0	0	0	1	2				
Jason Grimsley, R Steve Stanicek, R OBP: 0.143, SLG: 0.143 Don Carman, L OBP: 0.029, SLG: 0.029 Steve Jeltz, S OBP: 0.361, SLG: 0.345 (8, 8)										1	0	0	0	0	1	0				
Inning Stats	R: 0 E: 0 K: 1 S: 9	H: 0 LOB: 1 BB: 1 P: 21	R: 0 E: 0 K: 2 S: 9	H: 0 LOB: 0 BB: 0 P: 16	R: 0 E: 0 K: 2 S: 9	H: 0 LOB: 0 BB: 0 P: 14	R: 0 E: 0 K: 0 S: 5	H: 1 LOB: 2 BB: 1 P: 9	R: 0 E: 0 K: 1 S: 10	H: 0 LOB: 0 BB: 0 P: 16	R: 0 E: 0 K: 1 S: 8	H: 0 LOB: 1 BB: 1 P: 15	R: 0 E: 0 K: 2 S: 10	H: 1 LOB: 1 BB: 0 P: 12	R: 0 E: 0 K: 0 S: 6	H: 1 LOB: 1 BB: 0 P: 7		1B: 2 2B: 1 3B: 0 HR: 0	SF: 0 SAC: 0 DP: 0 HBP: 0	WP: 0 PB: 0 SB: 0 CS: 0
PITCHER Sid Fernandez, L ERA: 2.85	IP: 9.0 WLS: W BF: 33 H: 3 R: 0 ER: 0 SO: 9 BB: 3 IBB: 0 HBP: 0 BLK: 0 WP: 0 HR: 0 S: 75 P: 126 ERA: 0.00 WHIP: 0.667																			

Batter	1	2	3	4	5	6	7	8	9	AB	R	H	RBI	BB	SO	LOB	BOTTOM			
Keith Miller, R OBP: 0.254, SLG: 0.300 (8, 4)										2	0	1	0	2	1	0	Philadelphia Phillies @ New York Mets Shea Stadium, Flushing, NY Tue Sep 26 1989, 7:05 PM EDT Att: 17,385 - Unknown - 60 F			
Lou Thornton, L OBP: 0.143, SLG: 0.143									4	0	1	1	0	0	4					
Gregg Jefferies, S OBP: 0.315, SLG: 0.389 Kevin Elster, R OBP: 0.287, SLG: 0.363 (8, 6)										3	1	0	0	1	0	4				
Howard Johnson, S OBP: 0.369, SLG: 0.562										3	0	1	0	1	1	1				
Juan Samuel, R OBP: 0.303, SLG: 0.337										4	0	0	1	0	2	3				
Dave Magadan, L OBP: 0.358, SLG: 0.387										4	0	0	0	0	1					
Mark Carreon, R OBP: 0.359, SLG: 0.500										4	1	2	0	0	1	1				
Mackey Sasser, L OBP: 0.308, SLG: 0.400										4	1	1	0	0	1	1				
Sid Fernandez, L OBP: 0.232, SLG: 0.299										3	0	1	1	0	2	2				
Inning Stats	R: 0 E: 0 K: 1 S: 10	H: 1 LOB: 2 BB: 1 P: 20	R: 1 E: 0 K: 0 S: 12	H: 2 LOB: 2 BB: 1 P: 24	R: 1 E: 0 K: 0 S: 9	H: 1 LOB: 1 BB: 1 P: 17	R: 0 E: 2 K: 0 S: 7	H: 0 LOB: 0 BB: 1 P: 11	R: 0 E: 0 K: 1 S: 9	H: 0 LOB: 0 BB: 0 P: 14	R: 0 E: 0 K: 3 S: 10	H: 0 LOB: 0 BB: 0 P: 13	R: 0 E: 0 K: 1 S: 14	H: 1 LOB: 1 BB: 0 P: 21	R: 0 E: 0 K: 2 S: 14	H: 2 LOB: 2 BB: 0 P: 19		1B: 5 2B: 2 3B: 0 HR: 0	SF: 0 SAC: 1 DP: 1 HBP: 0	WP: 1 PB: 0 SB: 0 CS: 0
PITCHER Jason Grimsley, R ERA: 5.89 Don Carman, L ERA: 5.24 Jeff Parrett, R ERA: 2.94	IP: 4.0 WLS: L BF: 21 H: 4 R: 3 ER: 2 SO: 1 BB: 3 IBB: 0 HBP: 0 BLK: 0 WP: 0 HR: 0 S: 33 P: 48 ERA: 0.00 WHIP: 0.333																			

Batter	1	2	3	4	5	6	7	8	9	AB	R	H	RBI	BB	SO	LOB	TOP			
Curt Ford, L OBP: 0.301, SLG: 0.297 Randy Ready, R OBP: 0.364, SLG: 0.406 Jeff Parrett, R OBP: 0.342, SLG: 0.426 Dwayne Murphy, L OBP: 0.342, SLG: 0.426	1-0 G4-3	2-3 K		2-2 F9		0-3 K		2-3 K		4	0	0	0	0	2	3				
Tom Herr, S OBP: 0.352, SLG: 0.364	4-2 2B E	1-2 L4			3-3 K	2-2 G4-1			1-0 G4-3	4	1	0	0	1	1	2				
John Kruk, L OBP: 0.369, SLG: 0.426 Roger McDowell, R OBP: 0.333, SLG: 0.333	0-0 E7 PB HR		2-0 FC5-4 1B		3-2 G1-3		3-1 F7		2-0 F7	5	1	2	0	0	0	0				
Ricky Jordan, R OBP: 0.316, SLG: 0.409	2-3 K		0-0 FC5-4 WP 1-2		0-1 E 1B 1B		2-1 G6-3		2-1 G6-3	5	1	1	0	0	1	2				
Von Hayes, L OBP: 0.377, SLG: 0.460	0-0 HR		2-3 K		2-1 E 1B 1B		1-3 K			4	2	2	2	0	2	1				
Charlie Hayes, R OBP: 0.275, SLG: 0.382	3-2 F8		3-2 F9		0-0 E5 1B 1-2 2-3			0-0 G5-3		4	0	0	0	0	0	3				
Darren Daulton, L OBP: 0.303, SLG: 0.309		2-3 K		3-2 F8		2-0 E 1-3 2-H 3-H 1-2		3-2 F8 E 1B		4	0	2	2	0	1	0				
Steve Jeltz, S OBP: 0.362, SLG: 0.345		4-1 E BB		1-2 SH3-4 1B		G6-3		1-2 FC6		3	0	1	0	1	0	3				
Ken Howell, R OBP: 0.132, SLG: 0.123 Steve Stanicek, R OBP: 0.125, SLG: 0.125 Bob Demier, R OBP: 0.228, SLG: 0.216	0-0 E5		0-0 SH3-4		0-2 G4-3		3-1 F8		2-3 F8	2	0	0	0	0	0	1				
Inning Stats	R: 3 H: 2 E: 1 K: 1 S: 13	WLS: 2 BF: 26 L: 23	H: 7 R: 1 ER: 3 SO: 5	R: 0 H: 0 E: 1 K: 2 S: 11	H: 0 R: 0 ER: 2 SO: 20	R: 0 H: 1 E: 0 K: 1 S: 8	H: 1 R: 0 ER: 1 SO: 15	R: 2 H: 3 E: 0 K: 1 S: 16	H: 0 R: 0 ER: 0 SO: 11	R: 0 H: 0 E: 0 K: 1 S: 7	H: 0 R: 0 ER: 0 SO: 13	R: 0 H: 1 E: 1 K: 1 S: 12	H: 0 R: 0 ER: 0 SO: 21	R: 0 H: 0 E: 0 K: 0 S: 4	H: 0 R: 0 ER: 0 SO: 9	1B: 6 2B: 1 3B: 0 HR: 1	SF: 0 SAC: 1 DP: 0 HBP: 0	WP: 1 PB: 1 SB: 0 CS: 0	PA: 40	
PITCHER	IP	WLS	BF	H	R	ER	SO	BB	IBB	HBP	BLK	WP	HR	S	P	ERA	WHIP			
Ron Darling, R ERA: 3.52	5.0	L	26	7	5	3	5	2	0	0	0	1	1	62	105	5.40	1.800			
Jeff Musseman, L ERA: 5.6	2.2		10	1	0	0	2	0	0	0	0	0	0	25	40	0.00	0.375			
Jeff Innis, R ERA: 3.15	0.1		1	0	0	0	1	0	0	0	0	0	0	3	5	0.00	0.000			
Wally Whitehurst, R ERA: 4.85	1.0		3	0	0	0	0	0	0	0	0	0	0	4	9	0.00	0.000			

Philadelphia Phillies @ New York Mets
Shea Stadium, Flushing, NY
Wed Sep 27 1989, 7:05 PM EDT
Att: 18,666 - Unknown

AB	37
R	5
H	8
RBI	4
BB	2
SO	8
LOB	19



Batter	1	2	3	4	5	6	7	8	9	AB	R	H	RBI	BB	SO	LOB	BOTTOM			
Gregg Jefferies, S OBP: 0.314, SLG: 0.387	0-0 P6	1-0 G6-3			1-0 G6-3		2-2 1B		0-0 G4-3	5	0	1	0	0	0	3				
Keith Miller, R OBP: 0.254, SLG: 0.298	1-1 S BB 1B		1-2 G4-3		0-1 G6-3		0-0 P4			4	0	1	0	0	0	1				
Dave Magadan, L OBP: 0.360, SLG: 0.392	4-2 S BB		3-3 K		3-2 3B			2-3 K		3	0	1	0	1	2	0				
Howard Johnson, S OBP: 0.367, SLG: 0.559 Jeff Musseman, L OBP: 0.324, SLG: 0.326 Keith Hernandez, L OBP: 0.143, SLG: 0.143 Lou Thornton, L OBP: 0.143, SLG: 0.143	3-3 K		3-3 K		1-2 P3			1-2 F7		3	0	0	0	0	2	3				
Kevin McReynolds, R OBP: 0.325, SLG: 0.442 Wally Whitehurst, R ERA: 4.85	3-2 G5-3			1-0 G6-3		0-0 P6		0-3 K		4	0	0	0	0	1	2				
Mackey Sasser, L OBP: 0.308, SLG: 0.399 Gary Carter, R OBP: 0.248, SLG: 0.284 Craig Shipley, R OBP: 0.500, SLG: 0.500		2-1 1B		1-0 F8		1-1 G3			1-0 G3-1 2B	3	0	1	0	0	0	0				
Mark Carreon, R OBP: 0.364, SLG: 0.496		0-0 G3 1B		4-1 HR BB		2-2 P3			1-0 G3-1	3	1	1	0	1	0	1				
Kevin Elster, R OBP: 0.287, SLG: 0.369		1-1 G3		2-1 HR			3-3 K		2-3 K	4	1	1	2	0	2	4				
Ron Darling, R OBP: 0.147, SLG: 0.219 Tom O'Malley, L OBP: 0.500, SLG: 0.625		1-3 K		0-0 P8			1-3 K		3-2 2B	2	0	0	0	0	1	2				
Inning Stats	R: 0 H: 1 E: 0 K: 1 S: 12	WLS: 2 BF: 29 L: 23	H: 6 R: 2 ER: 2 SO: 6	R: 0 H: 0 E: 0 K: 2 S: 13	H: 0 R: 0 ER: 0 SO: 20	R: 2 H: 1 E: 0 K: 0 S: 6	H: 1 R: 0 ER: 0 SO: 14	R: 0 H: 1 E: 0 K: 0 S: 13	H: 0 R: 0 ER: 0 SO: 9	R: 0 H: 1 E: 0 K: 2 S: 11	H: 1 R: 0 ER: 0 SO: 17	R: 0 H: 0 E: 0 K: 2 S: 12	H: 0 R: 0 ER: 0 SO: 15	R: 0 H: 2 E: 0 K: 1 S: 15	H: 2 R: 0 ER: 1 SO: 22	1B: 4 2B: 2 3B: 1 HR: 1	SF: 0 SAC: 0 DP: 0 HBP: 0	WP: 0 PB: 0 SB: 2 CS: 0	PA: 37	
PITCHER	IP	WLS	BF	H	R	ER	SO	BB	IBB	HBP	BLK	WP	HR	S	P	ERA	WHIP			
Ken Howell, R ERA: 3.44	7.0	W	29	6	2	2	6	2	0	0	0	0	0	70	115	2.57	1.143			
Jeff Parrett, R ERA: 2.98	1.2		7	2	1	1	3	0	0	0	0	0	0	26	36	5.40	1.200			
Roger McDowell, R ERA: 2.0	0.1	S	1	0	0	0	0	0	0	0	0	0	0	1	1	0.00	0.000			

Philadelphia Phillies @ New York Mets
Shea Stadium, Flushing, NY
Wed Sep 27 1989, 7:05 PM EDT
Att: 18,666 - Unknown

AB	35
R	3
H	8
RBI	3
BB	2
SO	9
LOB	16



Batter	1	2	3	4	5	6	7	8	9	AB	R	H	RBI	BB	SO	LOB	TOP					
Rex Hudler, R OBP: 0.271, SLG: 0.392 (1, 7)	F4			P3		F7			F8	4	0	0	0	0	0	1	Montreal Expos @ Philadelphia Phillies Veterans Stadium, Philadelphia, PA Fri Sep 29 1989, 7:05 PM EDT Att: 15,771 - Unknown					
Marquis Grissom, R OBP: 0.385, SLG: 0.348 (1, 8)	K			K					F8	4	0	1	0	0	2	0						
Andres Calarraga, R OBP: 0.329, SLG: 0.433 (1, 3)	F8			F9					K	4	0	0	0	0	2	1						
Hubie Brooks, R OBP: 0.315, SLG: 0.395 (1, 9)										2	0	1	0	1	0	0						
Tim Wallach, R OBP: 0.342, SLG: 0.416 (1, 5)										2	0	0	0	1	0	1						
Nelson Santovenia, R OBP: 0.359, SLG: 0.350 (1, 2)										3	0	0	0	0	0	3						
Junior Noboa, R OBP: 0.275, SLG: 0.256 (1, 4)										3	0	1	0	0	0	0						
Spike Owen, S OBP: 0.351, SLG: 0.334 (1, 6)										3	0	0	0	0	1	1						
Mark Langston, R OBP: 0.169, SLG: 0.203 (1, 1)										2	0	0	0	0	2	1						
Mike Fitzgerald, R OBP: 0.317, SLG: 0.388 (8, PH)										1	0	0	0	0	1	0						
Zane Smith, L OBP: 0.188, SLG: 0.219 (8, 1)										0	0	0	0	0	0	0						
Inning Stats	R: 0 E: 0 K: 1 S: 8	H: 0 LOB: 0 BB: 0 P: 14	R: 0 E: 0 K: 0 S: 4	H: 0 LOB: 0 BB: 0 P: 5	R: 0 E: 0 K: 1 S: 5	H: 0 LOB: 0 BB: 0 P: 9	R: 0 E: 0 K: 1 S: 6	H: 0 LOB: 0 BB: 0 P: 10	R: 0 E: 0 K: 0 S: 8	H: 0 LOB: 0 BB: 1 P: 17	R: 0 E: 0 K: 1 S: 9	H: 1 LOB: 1 BB: 0 P: 13	R: 0 E: 0 K: 1 S: 8	H: 2 LOB: 2 BB: 1 P: 17	R: 0 E: 0 K: 2 S: 13	H: 0 LOB: 0 BB: 0 P: 19	R: 0 E: 0 K: 1 S: 7	H: 0 LOB: 0 BB: 0 P: 9	1B: 3 2B: 0 3B: 0 HR: 0	SF: 0 SAC: 0 DP: 1 HBP: 0	WP: 0 PB: 0 SB: 0 CS: 0	PA: 30
PITCHER Dennis Cook, L ERA: 3.72 (1, 1)	IP: 9.0 WLS: W BF: 30 H: 3 R: 0 ER: 0 SO: 8 BB: 2 IBB: 0 HBP: 0 BLK: 0 WP: 0 HR: 0 S: 68 P: 113 ERA: 0.00 WHIP: 0.556											PITCHER IP: WLS: BF: H: R: ER: SO: BB: IBB: HBP: BLK: WP: HR: S: P: ERA: WHIP:										

AB	28
R	0
H	3
RBI	0
BB	2
SO	8
LOB	8



Batter	1	2	3	4	5	6	7	8	9	AB	R	H	RBI	BB	SO	LOB	BOTTOM			
Lenny Dykstra, L OBP: 0.318, SLG: 0.358 (1, 8)	1-3									2	1	1	0	2	0	0	Montreal Expos @ Philadelphia Phillies Veterans Stadium, Philadelphia, PA Fri Sep 29 1989, 7:05 PM EDT Att: 15,771 - Unknown			
Tom Barrett, S OBP: 0.250, SLG: 0.222 (1, 4)	K									3	0	0	0	0	2	1				
John Kruk, L OBP: 0.370, SLG: 0.427 (1, 7)										4	0	2	0	0	0	2				
Bob Dernier, R OBP: 0.228, SLG: 0.216 (8, PR) (9, 7)	4-3									0	0	0	0	0	0	0				
Ricky Jordan, R OBP: 0.318, SLG: 0.410 (1, 3)										4	0	2	1	0	1	1				
Von Hayes, L OBP: 0.377, SLG: 0.464 (1, 9)										4	1	1	1	0	1	5				
Charlie Hayes, R OBP: 0.274, SLG: 0.378 (1, 5)										3	0	0	0	1	1	2				
Steve Jeltz, S OBP: 0.358, SLG: 0.340 (1, 6)										4	0	0	0	0	2	5				
Tom Nieto, R OBP: 0.370, SLG: 0.150 (1, 2)										2	0	0	0	1	1	0				
Dennis Cook, L OBP: 0.214, SLG: 0.286 (1, 1)										3	0	0	0	0	1	1				
Inning Stats	R: 0 E: 0 K: 1 S: 7	H: 0 LOB: 0 BB: 0 P: 12	R: 1 E: 0 K: 1 S: 10	H: 1 LOB: 0 BB: 0 P: 17	R: 0 E: 0 K: 1 S: 9	H: 0 LOB: 1 BB: 1 P: 17	R: 0 E: 0 K: 2 S: 12	H: 2 LOB: 2 BB: 0 P: 17	R: 0 E: 0 K: 1 S: 11	H: 0 LOB: 0 BB: 1 P: 19	R: 0 E: 0 K: 1 S: 8	H: 1 LOB: 1 BB: 0 P: 13	R: 0 E: 0 K: 1 S: 13	H: 0 LOB: 1 BB: 1 P: 22	R: 1 E: 1 K: 1 S: 14	H: 2 LOB: 3 BB: 1 P: 24	1B: 5 2B: 0 3B: 0 HR: 1	SF: 0 SAC: 1 DP: 0 HBP: 0	WP: 0 PB: 0 SB: 0 CS: 1	PA: 35
PITCHER Mark Langston, L ERA: 2.74 (1, 1)	IP: 7.0 WLS: L BF: 27 H: 4 R: 1 ER: 1 SO: 8 BB: 3 IBB: 0 HBP: 0 BLK: 0 WP: 0 HR: 1 S: 70 P: 117 ERA: 1.29 WHIP: 1.000											PITCHER IP: WLS: BF: H: R: ER: SO: BB: IBB: HBP: BLK: WP: HR: S: P: ERA: WHIP:								
Zane Smith, L ERA: 3.49 (8, 1)	1.0 L 7 2 1 1 1 0 1 0 0 0 0 14 24 9.00 2.000											PITCHER IP: WLS: BF: H: R: ER: SO: BB: IBB: HBP: BLK: WP: HR: S: P: ERA: WHIP:								

AB	29
R	2
H	6
RBI	2
BB	4
SO	9
LOB	17



Batter	1	2	3	4	5	6	7	8	9	AB	R	H	RBI	BB	SO	LOB	TOP								
Rex Hudler, R OBP: 0.277, SLG: 0.401	6-3		1B														4 0 2 0 0 0 1								
Marquis Grissom, R OBP: 0.378, SLG: 0.343	K			E8 F7 1B	6-3			FC6-4									4 1 1 0 0 1 3								
Andres Calarraga, R OBP: 0.328, SLG: 0.430	K			F7													4 0 0 0 0 1 1								
Hubie Brooks, R OBP: 0.316, SLG: 0.396		L8		G4-6-3 1B													4 0 2 1 0 1 0								
Tim Wallach, R OBP: 0.343, SLG: 0.422		HR		G4-6-3 1B													4 1 2 1 0 1 2								
Mike Fitzgerald, R OBP: 0.322, SLG: 0.386	K																1 1 0 0 3 1 0								
Junior Noboa, R OBP: 0.256, SLG: 0.238																	3 0 0 0 0 0 3								
Wallace Johnson, S OBP: 0.309, SLG: 0.368	4-3				5-3												1 0 0 0 0 0 1								
Gilberto Reyes, R OBP: 0.200, SLG: 0.200																	3 0 1 1 0 1 0								
Jim Dwyer, L OBP: 0.389, SLG: 0.404				K													1 0 0 0 0 1 1								
Mark Gardner, R OBP: 0.167, SLG: 0.167																	3 0 1 0 0 2 1								
Joe Hesketh, R OBP: 0.500, SLG: 0.500																	0 0 0 0 0 0 0								
Larry Walker, L OBP: 0.269, SLG: 0.174																	1 0 0 0 0 0 1								
Inning Stats	R: 0 E: 0 K: 2 S: 7	H: 0 LOB: 0 BB: 0 P: 7	R: 1 E: 0 K: 1 S: 6	H: 1 LOB: 0 BB: 0 P: 6	R: 0 E: 0 K: 2 S: 7	H: 1 LOB: 1 BB: 0 P: 7	R: 1 E: 1 K: 0 S: 4	H: 2 LOB: 0 BB: 0 P: 4	R: 1 E: 0 K: 1 S: 7	H: 2 LOB: 2 BB: 1 P: 11	R: 0 E: 0 K: 0 S: 6	H: 1 LOB: 2 BB: 1 P: 10	R: 0 E: 0 K: 0 S: 4	H: 1 LOB: 1 BB: 0 P: 4	R: 0 E: 0 K: 1 S: 5	H: 1 LOB: 1 BB: 1 P: 5	R: 0 E: 0 K: 1 S: 5	H: 0 LOB: 1 BB: 1 P: 9	1B: 7 2B: 2 3B: 0 HR: 1	SF: 0 SAC: 0 DP: 2 HBP: 0	WP: 0 PB: 0 SB: 1 CS: 1	PA: 36			
PITCHER	IP	WLS	BF	H	R	ER	SO	BB	IBB	HBP	BLK	WP	HR	S	P	ERA	WHIP								
Bruce Ruffin, L ERA: 4.44	7.0	W	29	8	3	2	7	2	0	0	0	0	1	41	49	2.57	1.429								
Todd Frohwrth, R ERA: 3.55	1.0		3	1	0	0	1	0	0	0	0	0	0	5	5	0.00	1.000								
Roger McDowell, R ERA: 1.98	1.0	S	4	0	0	0	1	1	0	0	0	0	0	5	9	0.00	1.000								

Montreal Expos @ Philadelphia Phillies
Veterans Stadium, Philadelphia, PA
Sat Sep 30 1989, 7:05 PM EDT
Att: 20,448 - Unknown

AB 33
R 3
H 9
RBI 3
BB 3
SO 9
LOB 14



Batter	1	2	3	4	5	6	7	8	9	AB	R	H	RBI	BB	SO	LOB	BOTTOM								
Lenny Dykstra, L OBP: 0.318, SLG: 0.356	K		L3														3 0 0 0 1 1 0								
Steve Jeltz, S OBP: 0.359, SLG: 0.342	BB 1B		K														4 2 2 0 0 1 2								
John Kruk, L OBP: 0.374, SLG: 0.437																	3 1 2 1 1 0 2								
Bob Dernier, R OBP: 0.228, SLG: 0.216	1B BB																0 1 0 0 0 0 0								
Ricky Jordan, R OBP: 0.319, SLG: 0.410																	4 0 2 2 0 0 3								
Von Hayes, L OBP: 0.376, SLG: 0.461	F9																3 1 0 0 1 1 3								
Dickie Thon, R OBP: 0.319, SLG: 0.425																	4 1 1 2 0 1 2								
Charlie Hayes, R OBP: 0.274, SLG: 0.377																	4 0 1 1 0 0 0								
Darren Daulton, L OBP: 0.302, SLG: 0.307																	3 0 0 0 1 1 0								
Bruce Ruffin, S OBP: 0.300, SLG: 0.206																	2 0 1 0 0 1 0								
Curt Ford, L OBP: 0.299, SLG: 0.295																	1 0 0 0 0 1 0								
Todd Frohwrth, R OBP: 0.362, SLG: 0.404																	0 0 0 0 0 0 0								
Randy Ready, R OBP: 0.362, SLG: 0.404																	1 0 0 0 0 0 3								
Roger McDowell, R OBP: 0.333, SLG: 0.333																	0 0 0 0 0 0 0								
Inning Stats	R: 1 E: 0 K: 1 S: 6	H: 2 LOB: 1 BB: 1 P: 10	R: 0 E: 0 K: 0 S: 3	H: 0 LOB: 0 BB: 0 P: 3	R: 0 E: 0 K: 2 S: 7	H: 0 LOB: 0 BB: 0 P: 7	R: 3 E: 0 K: 0 S: 5	H: 2 LOB: 0 BB: 1 P: 9	R: 0 E: 0 K: 0 S: 4	H: 1 LOB: 2 BB: 1 P: 8	R: 0 E: 0 K: 0 S: 3	H: 0 LOB: 0 BB: 0 P: 3	R: 0 E: 0 K: 2 S: 7	H: 0 LOB: 0 BB: 0 P: 7	R: 2 E: 0 K: 2 S: 11	H: 4 LOB: 3 BB: 1 P: 15	1B: 6 2B: 1 3B: 2 HR: 0	SF: 0 SAC: 0 DP: 0 HBP: 0	WP: 0 PB: 0 SB: 0 CS: 0	PA: 36					
PITCHER	IP	WLS	BF	H	R	ER	SO	BB	IBB	HBP	BLK	WP	HR	S	P	ERA	WHIP								
Mark Gardner, R ERA: 5.13	7.0	L	31	8	6	6	5	3	0	0	0	0	0	38	50	7.71	1.571								
Joe Hesketh, L ERA: 5.77	1.0		5	1	0	0	2	1	0	0	0	0	0	8	12	0.00	2.000								

Montreal Expos @ Philadelphia Phillies
Veterans Stadium, Philadelphia, PA
Sat Sep 30 1989, 7:05 PM EDT
Att: 20,448 - Unknown

AB 32
R 6
H 9
RBI 6
BB 4
SO 7
LOB 15



