

Philadelphia Phillies - 1990

Batter	1	2	3	4	5	6	7	8	9	AB R H RBI BB SO LOB	TOP	
Sil Campusano, R OBP: 0.250, SLG: 0.250 (1, 8)	1-2 2B 1B	2-2 G6-3			2-1 F9			0-2 G3		4 1 1 0 0 0 2		
Tom Herr, S (1, 4)	1-3 K		1-2 G4-3		1-1 G1-3			3-2 F8		4 0 0 0 0 1 1		
John Kruk, L OBP: 0.250, SLG: 0.500 (1, 7)	1-0 1-H 2B		1-1 F7		2-2 F7			2-2 G4-3		4 0 1 1 0 0 0		
Ricky Jordan, R OBP: 0.250, SLG: 0.250 (1, 3)	1-2 G6-3		3-1 G3-1		2-2 P4			1-2 FC3-6 1B		4 0 1 0 0 0 1		
Von Hayes, L (1, 9)	4-0 IBB			4-2 CS BB		2-1 G3		0-1 FC3-6 1-2f		2 0 0 0 2 0 1		
Dickie Thon, R (1, 6)	0-0 F7		2-0 SAFE F8 1-2		0-1 F9			1-3 K 1-2		4 0 0 0 0 1 4		
Darren Daulton, L OBP: 0.667, SLG: 0.500 Randy Ready, R (9, PH)		4-2 FC4-6 BB		2-2 E1		2-1 1B		4-1 BB		2 0 1 0 1 0 0 0 0 0 0 1 0 0		
Charlie Hayes, R (1, 5)		2-2 FC4-6 E 1-2f		1-0 L8		2-0 F9 1B		1-2 F9		4 0 0 0 0 0 5		
Bruce Ruffin, S Curt Ford, L Jeff Parrett, R (1, 1) (7, PH) (7, 1)		1-0 E1 G6-3 1-3		1-1 F7		0-0 F9				2 0 0 0 0 0 1 1 0 0 0 0 0 1 0 0 0 0 0 0 0		
Inning Stats	R: 1 H: 2 E: 0 LOB: 2 K: 1 BB: 1 S: 12 P: 20	R: 0 H: 0 E: 1 LOB: 1 K: 0 BB: 1 S: 10 P: 19	R: 0 H: 0 E: 0 LOB: 0 K: 0 BB: 0 S: 7 P: 12	R: 0 H: 0 E: 1 LOB: 1 K: 0 BB: 1 S: 10 P: 19	R: 0 H: 0 E: 0 LOB: 0 K: 0 BB: 0 S: 6 P: 10	R: 0 H: 0 E: 0 LOB: 0 K: 0 BB: 0 S: 8 P: 14	R: 0 H: 1 E: 0 LOB: 1 K: 0 BB: 0 S: 6 P: 10	R: 0 H: 0 E: 0 LOB: 0 K: 0 BB: 0 S: 12 P: 17	R: 0 H: 1 E: 0 LOB: 2 K: 1 BB: 1 S: 15 P: 22	1B: 3 SF: 0 2B: 1 SAC: 0 3B: 0 DP: 1 HR: 0 HBP: 0	WP: 0 PA: 35 PB: 0 SB: 1 CS: 1	
PITCHER Mike Bielecki, R ERA: 1.5 Les Lancaster, R ERA: Mitch Williams, L ERA:	IP WLS BF H R ER SO BB IBB HBP BLK WP HR S P ERA WHIP	6.0 23 2 1 1 1 2 1 0 0 0 0 53 94 1.50 0.667	2.0 7 1 0 0 0 0 0 0 0 0 0 0 18 27 0.00 0.500	1.0 5 1 0 0 1 1 0 0 0 0 0 0 15 22 0.00 2.000	PITCHER IP WLS BF H R ER SO BB IBB HBP BLK WP HR S P ERA WHIP							

Philadelphia Phillies @ Chicago Cubs
Wrigley Field, Chicago, IL
Tue Apr 10 1990, 3:33 AM CDT
Att. 7,791 - Overcast - 37 F

AB	31
R	1
H	4
RBI	1
BB	4
SO	2
LOB	16



Batter	1	2	3	4	5	6	7	8	9
Jerome Walton, R OBP: 0.500, SLG: 0.500 (1, 8)	0-1 23 1B SF9 1B	2-3 K			0-1 F9		0-1 23 CS 1B		
23 Ryne Sandberg, R OBP: 0.500, SLG: 0.500 (1, 4)	3-2 FC3-6 1-3 1B		0-0 F8		3-1 G6-3		1-0 CS 1-2	2-1 WP 1B 1B	
Lloyd McClendon, R OBP: 0.250, SLG: 0.333 (1, 7)	2-2 SF9 3-H		2-1 F8 1B		3-2 F8		1-2 K	2-3 K	
Mark Grace, L (1, 3)	0-1 FC3-6 1-2f 1B		2-3 K			0-0 F8		4-0 1B 1B IBB	
Luis Salazar, R OBP: 0.750, SLG: 0.750 (1, 5)	1-2 1B		3-1 G4-3			1-1 FC3-6 1B		1-2 1B 1-3 2-H 1B	
Dwight Smith, L Les Lancaster, R Marvell Wynne, L Mitch Williams, L (1, 9) (7, 1) (8, PH) (9, 1)	0-1 G1-3			1-2 G1-3		3-1 FC3-6 FC6-4 1-2f 1B		2-2 1B 1-3 3-H 1B	
Shawon Dunston, R OBP: 0.500, SLG: 0.500 (1, 6)		1-2 FC4-6 1B		1-1 1B		1-2 FC6-4 1-2f 1B		1-3 K	
Joe Girardi, R Dave Clark, L Rick Wrona, R (1, 2) (7, PH) (8, 2)		2-1 FC4-6 SH1-4 1-2f 1B		0-2 F9			1-3 K		
Mike Bielecki, R Doug Dasenczo, S (1, 1) (7, 9)		0-0 SH1-4		0-0 B1			2-2 G4-3		

Inning Stats	R: 1	H: 3	E: 0	K: 0	S: 17	H: 3	LOB: 2	BB: 0	P: 23	R: 0	H: 1	E: 0	K: 1	S: 10	H: 1	LOB: 1	BB: 0	P: 15	R: 0	H: 1	E: 0	K: 1	S: 9	H: 1	LOB: 1	BB: 0	P: 16	R: 0	H: 0	E: 0	K: 0	S: 7	H: 1	LOB: 1	BB: 0	P: 13	R: 0	H: 1	E: 0	K: 1	S: 8	H: 1	LOB: 0	BB: 0	P: 13	R: 1	H: 3	E: 0	K: 2	S: 16	H: 3	LOB: 2	BB: 1	P: 28
--------------	------	------	------	------	-------	------	--------	-------	-------	------	------	------	------	-------	------	--------	-------	-------	------	------	------	------	------	------	--------	-------	-------	------	------	------	------	------	------	--------	-------	-------	------	------	------	------	------	------	--------	-------	-------	------	------	------	------	-------	------	--------	-------	-------

PITCHER	IP	WLS	BF	H	R	ER	SO	BB	IBB	HBP	BLK	WP	HR	S	P	ERA	WHIP
Bruce Ruffin, L ERA: 1.5 (1, 1)	6.0		25	7	1	1	2	0	0	0	0	0	0	60	91	1.50	1.167
Jeff Parrett, R ERA: 4.5 (7, 1)	2.0	L	9	4	1	1	3	0	1	0	0	1	0	25	41	4.50	2.000


BOTTOM

Philadelphia Phillies @ Chicago Cubs
Wrigley Field, Chicago, IL
Tue Apr 10 1990, 3:33 AM CDT
Att. 7,791 - Overcast - 37 F

AB	R	H	RBI	BB	SO	LOB
4	1	2	0	0	1	1
4	0	2	0	0	0	0
3	0	1	1	0	1	1
3	1	0	0	1	1	2
4	0	3	0	0	0	1
3	0	0	0	0	0	3
0	0	0	0	0	0	0
1	0	1	1	0	0	0
0	0	0	0	0	0	0
4	0	2	0	0	1	3
2	0	0	0	0	0	2
1	0	0	0	0	1	0
0	0	0	0	0	0	0
1	0	0	0	0	0	1
1	0	0	0	0	0	0

AB	31
R	2
H	11
RBI	2
BB	1
SO	5
LOB	14

WP: 1 PA: 35
PB: 0
SB: 0
CS: 1



Batter	1	2	3	4	5	6	7	8	9	AB R H RBI BB SO LOB	TOP			
Sil Campusano, R OBP: 0.333, SLG: 0.250 (1, 8)	4-2 F8 BB SF8 BB	2-2 G3		0-1 BB 1B 2B 1B	2-2 5-3			2-1 5-3		4 2 1 0 1 0 2				
Tom Herr, S OBP: 0.222, SLG: 0.125 (1, 4)	4-1 BB 1-2 BB		1-1 F8	1-1 BB 1B 2B 1B	2-2 F7			0-1 4-3		4 1 1 0 1 0 1				
Carmelo Martinez, R Roger McDowell, R (1, 7) (8, 1)	2-1 F8 2-3		4-0 BLK 1B BB	4-1 2B BB 1-2 2-3			0-0 F8	2-3 K		3 1 0 0 2 1 2 0 0 0 0 0 0 0				
Ricky Jordan, R OBP: 0.222, SLG: 0.375 (1, 3)	0-1 SF8 3-H		1-1 P3	2-2 2B 1-3 2-H 3-H			1-2 1-3		0-0 F8	4 0 1 3 0 0 1				
Von Hayes, L OBP: 0.778, SLG: 0.333 (1, 9)	4-1 BB 1-2 BB		4-2 1B BB 1B BB	4-0 IBB			1-2 1B	4-2 FC6-4 BB		1 1 1 0 4 0 0				
Dickie Thon, R OBP: 0.111, SLG: 0.111 (1, 6)	0-1 F8		2-2 E 1B 1-3 2-H 1B	2-2 F9			3-0 F8	1-1 FC6-4 FC6-4 1-2f		5 0 1 1 0 0 7				
Steve Lake, R OBP: 0.400, SLG: 0.400 (1, 2)			1-1 SH1-4 1B	0-0 E8 1-3 3-H 1B	2-1 4-3			1-3 K	1-0 FC6-4 1-2f	5 0 2 1 0 1 4				
Charlie Hayes, R (1, 5)			3-2 F8	1-2 F9			4-2 SH1-4 BB	3-1 5-3		3 0 0 0 1 0 3				
Terry Mulholland, R Todd Frohwirth, R Dave Hollins, S Jeff Parrett, R John Kruk, L OBP: 0.250, SLG: 0.500 (1, 1) (6, 1) (7, PH) (7, 1) (8, 7)			1-1 SH1-4		2-2 F8		0-1 SH1-4	0-0 5-3		1 0 0 0 0 0 0 0 0 0 0 0 0 0 1 0				
Inning Stats	R: 1 H: 0 E: 0 LOB: 2 K: 0 BB: 3 S: 10 P: 24	R: 0 H: 1 E: 0 LOB: 1 K: 0 BB: 0 S: 11 P: 18	R: 2 H: 2 E: 1 LOB: 2 K: 0 BB: 2 S: 15 P: 28	R: 2 H: 3 E: 0 LOB: 3 K: 0 BB: 2 S: 19 P: 36	R: 0 H: 0 E: 0 LOB: 1 K: 0 BB: 1 S: 10 P: 18	R: 0 H: 1 E: 0 LOB: 1 K: 0 BB: 0 S: 9 P: 14	R: 0 H: 0 E: 0 LOB: 0 K: 1 BB: 0 S: 6 P: 10	R: 0 H: 0 E: 0 LOB: 0 K: 1 BB: 0 S: 7 P: 11	R: 0 H: 0 E: 0 LOB: 1 K: 0 BB: 1 S: 6 P: 12	1B: 6 SF: 1 2B: 1 SAC: 2 3B: 0 DP: 0 HR: 0 HBP: 0	WP: 0 PA: 43 PB: 0 SB: 0 CS: 0			
PITCHER	IP WLS BF H R ER SO BB IBB HBP BLK WP HR S P ERA WHIP												PITCHER	IP WLS BF H R ER SO BB IBB HBP BLK WP HR S P ERA WHIP
Steve Wilson, L ERA: 13.5 (1, 1)	3.1 L 20 5 5 5 0 5 0 0 0 1 0 0 45 82 13.50 3.000													
Jeff Pico, R ERA: (4, 1)	1.2 9 1 0 0 0 2 1 0 0 0 0 0 20 42 0.00 1.800													
Paul Assenmacher, L ERA: (6, 1)	2.0 7 1 0 0 1 0 0 0 0 0 0 0 15 24 0.00 0.500													
Joe Kraemer, L ERA: (8, 1)	1.1 5 0 0 0 1 1 0 0 0 0 0 0 10 18 0.00 0.750													
Les Lancaster, R ERA: (9, 1)	0.2 2 0 0 0 0 0 0 0 0 0 0 0 3 5 0.00 0.000													

Philadelphia Phillies @ Chicago Cubs
Wrigley Field, Chicago, IL
Thu Apr 12 1990, 3:33 AM CDT
Sunny - 38 F

livebaseballscorecards.com

AB 31
R 5
H 7
RBI 5
BB 9
SO 2
LOB 20



Batter	1	2	3	4	5	6	7	8	9	AB	R	H	RBI	BB	SO	LOB	BOTTOM
--------	---	---	---	---	---	---	---	---	---	----	---	---	-----	----	----	-----	--------

Jerome Walton, R <small>(1, 8) OBP: 0.222, SLG: 0.222</small>	1-0 6-3 		0-0 5-3 			2-1 F9 	2-1 P9 		1-2 6-3 	5	0	0	0	0	0	1		
23 Ryne Sandberg, R <small>(1, 4) OBP: 0.500, SLG: 0.500</small>	0-1 1B FC4-5 1B 		0-0 F7 			1-2 E6 2B 		3-2 HR 1B 		4	3	2	0	0	0	0		
Lloyd McClendon, R <small>(1, 7) OBP: 0.375, SLG: 0.571 (8, 2)</small>	1-1 FC4-5 1B 		1-3 K 			3-1 1-H 2B 		2-3 K 		4	0	2	1	0	2	1		
Andre Dawson, R <small>(1, 9) OBP: 0.250, SLG: 1.000</small>	1-0 FC4-5 1-2f 			2-3 K 		2-0 P6 		3-1 1-H HR 		4	1	1	3	0	1	2		
Mark Grace, L <small>(1, 3) OBP: 0.500, SLG: 0.333</small>	2-2 P6 			0-1 G6-4-3 1B 		4-2 BB 		0-0 BB 		3	0	2	0	1	0	1		
Luis Salazar, R <small>(1, 5) OBP: 0.500, SLG: 0.429</small>		0-1 F8 		2-0 G6-4-3 1-2f 		1-2 F7 		4-1 G1-6-3 BB 		3	0	0	0	1	0	3		
Shawon Dunston, R <small>(1, 6) OBP: 0.250, SLG: 0.250</small>		2-1 1-3 			1-1 5-3 		1-3 K 		0-0 G1-6-3 1-2f 		4	0	0	0	0	1	2	
Joe Girardi, R <small>(1, 2) OBP: 0.250, SLG: 0.250</small>		0-0 			0-0 P5 		1-1 		1-2 1-3 		2	0	1	0	0	0	0	
Dave Clark, L <small>(7, PH) OBP: 0.500, SLG: 0.500</small>										1	0	1	0	0	0	0		
Joe Kraemer, L <small>(8, 1)</small>										0	0	0	0	0	0	0		
Les Lancaster, R <small>(9, 1)</small>		1B 								0	0	0	0	0	0	0		
Dwight Smith, L <small>(9, PH)</small>										1	0	0	0	0	0	0		
Steve Wilson, L <small>(1, 1)</small>		2-3 K 								1	0	0	0	0	1	1		
Jeff Pico, R <small>(4, 1)</small>										0	0	0	0	0	0	0		
Greg Smith, S <small>(5, PH)</small>										1	0	0	0	0	0	0		
Paul Assenmacher, L <small>(6, 1)</small>										0	0	0	0	0	0	0		
Marvell Wynne, L <small>(7, PH) OBP: 0.333, SLG: 0.333</small>										2	0	0	0	0	0	1		

Inning Stats R: 1 H: 2 E: 0 LOB: 1 K: 0 BB: 0 S: 10 P: 15	R: 0 H: 1 E: 0 LOB: 1 K: 1 BB: 0 S: 8 P: 12	R: 0 H: 0 E: 0 LOB: 0 K: 1 BB: 0 S: 5 P: 6	R: 0 H: 1 E: 0 LOB: 0 K: 1 BB: 0 S: 6 P: 10	R: 0 H: 0 E: 0 LOB: 0 K: 0 BB: 0 S: 7 P: 9	R: 1 H: 1 E: 1 LOB: 2 K: 0 BB: 1 S: 13 P: 26	R: 0 H: 1 E: 0 LOB: 1 K: 1 BB: 0 S: 9 P: 13	R: 2 H: 3 E: 0 LOB: 1 K: 1 BB: 1 S: 11 P: 23	R: 0 H: 0 E: 0 LOB: 0 K: 0 BB: 0 S: 10 P: 13	1B: 7 SF: 0 2B: 1 SAC: 0 3B: 0 DP: 2 HR: 1 HBP: 0	WP: 0 PA: 37 PB: 0 SB: 0 CS: 0
--	--	---	--	---	---	--	---	---	--	---

PITCHER	IP	WLS	BF	H	R	ER	SO	BB	IBB	HBP	BLK	WP	HR	S	P	ERA	WHIP
Terry Mulholland, L <small>ERA: 1.59</small>	(1, 1)	5.2	23	5	2	1	3	1	0	0	0	0	0	46	74	1.59	1.059
Todd Frohwrth, R <small>ERA:</small>	(6, 1)	0.1	1	0	0	0	0	0	0	0	0	0	0	3	4	0.00	0.000
Jeff Parrett, R <small>ERA: 8.1</small>	(7, 1)	1.1	7	3	2	2	2	0	0	0	0	0	1	17	29	13.50	2.250
Roger McDowell, R <small>ERA:</small>	(8, 1)	1.2	6	1	0	0	0	1	0	0	0	0	0	13	20	0.00	1.200

Philadelphia Phillies @ Chicago Cubs
Wrigley Field, Chicago, IL
 Thu Apr 12 1990, 3:33 AM CDT
 Sunny - 38 F

livebaseballscorecards.com

AB	35
R	4
H	9
RBI	4
BB	2
SO	5
LOB	12



Batter	1	2	3	4	5	6	7	8	9	AB R H RBI BB SO LOB	TOP									
Randy Ready, R OBP: 0.500, SLG: 0.250 (1, 4)	4-2 1B BB	2-0 PB 1B		1-0 P5			2-3 K		3-2 P6	4 2 1 0 1 1 0										
Dickie Thon, R OBP: 0.143, SLG: 0.077 (1, 6)	0-1 L8	0-0 P4		1-1 L5			4-0 1B BB		0-2 G4-3	4 0 0 0 1 0 3										
John Kruk, L OBP: 0.250, SLG: 0.375 (1, 9) (5, 7)	0-0 F7	1-0 1B		1-2 G3			3-1 F7			4 0 1 2 0 0 2										
Ricky Jordan, R OBP: 0.308, SLG: 0.417 (1, 3)	0-0 BB 1B	0-0 F9			0-0 L7		3-1 1B			4 0 2 0 0 0 1										
Von Hayes, L OBP: 0.692, SLG: 0.333 (1, 8) (5, 9)	1-1 BB 1B		1-1 F8		4-1 CS BB		3-1 G3			3 0 1 1 1 0 2										
Carmelo Martinez, R Brad Moore, R (1, 7) (8, 1)	4-1 1B BB		4-2 1B BB		2-0 L5			3-2 G4-3		1 0 0 0 2 0 1 0 0 0 0 0 0 0										
Darren Daulton, L OBP: 0.286, SLG: 0.167 (1, 2)	2-2 F7		1-3 K			0-1 F9		1-2 G1-3		4 0 0 0 0 1 4										
Dave Hollins, S OBP: 0.400, SLG: 0.400 (1, 5)		2-2 PB 1B	0-0 1B	1-2 1B		0-1 G4-3		2-1 L7		4 1 2 0 0 0 0										
Pat Combs, L Darrel Akerfelds, R Don Carman, L Todd Frohirth, R Dennis Cook, L Sil Campusano, R Curt Ford, L (1, 1) (4, 1) (4, 1) (5, 1) (5, 1) (5, 8) (8, PH)		0-0 B3	0-2 G3			0-0 G5-3			1-3 K	2 0 0 0 0 0 3 0 2 0 0 0 0 1 0 1 0 0 0 0 0 0										
Inning Stats	R: 1 E: 0 K: 0 S: 13	H: 2 LOB: 3 BB: 2 P: 24	R: 2 E: 0 K: 0 S: 8	H: 3 LOB: 1 BB: 0 P: 13	R: 0 E: 0 K: 1 S: 12	H: 1 LOB: 2 BB: 1 P: 18	R: 0 E: 0 K: 0 S: 6	H: 0 LOB: 0 BB: 0 P: 9	R: 0 E: 0 K: 0 S: 5	H: 0 LOB: 0 BB: 0 P: 5	R: 0 E: 0 K: 1 S: 9	H: 1 LOB: 2 BB: 1 P: 24	R: 0 E: 0 K: 0 S: 9	H: 0 LOB: 0 BB: 0 P: 15	R: 0 E: 0 K: 1 S: 12	H: 0 LOB: 0 BB: 0 P: 16	1B: 7 2B: 0 3B: 0 HR: 0	SF: 0 SAC: 0 DP: 0 HBP: 0	WP: 0 PB: 1 SB: 0 CS: 1	PA: 38
PITCHER	IP WLS BF H R ER SO BB IBB HBP BLK WP HR S P ERA WHIP																			
Jose Antonio Nunez, R ERA: 3.6 Paul Assenmacher, L ERA: Les Lancaster, R ERA: Mitch Williams, L ERA:	(1, 1) (6, 1) (7, 1) (9, 1)	5.0 1.2 1.1 1.0	W S	24 6 5 3	6 0 1 0	3 0 0 0	2 0 0 0	1 1 0 1	4 1 0 0	0 0 0 0	0 0 0 0	0 0 0 0	0 0 0 0	0 0 0 0	42 10 13 12	73 19 25 16	3.60 0.00 0.750 0.000	2.000 0.600 0.750 0.000		

Philadelphia Phillies @ Chicago Cubs
Wrigley Field, Chicago, IL
Thu Apr 12 1990, 3:38 AM CDT
Att. 7,717 - Sunny - 42 F

livebaseballscorecards.com

AB 33
R 3
H 7
RBI 3
BB 5
SO 3
LOB 16



Batter	1	2	3	4	5	6	7	8	9	AB	R	H	RBI	BB	SO	LOB
Jerome Walton, R OBP: 0.357, SLG: 0.308 (1, 8)	1-0 23 2B 1B	2-2 G1-3		4-1 PB BB	0-1 G4-3			0-0 G4-6-3 23 WP 1B		4	1	2	0	1	0	2
23 Ryne Sandberg, R OBP: 0.462, SLG: 0.538 (1, 4)	3-2 1-H 2B		2-2 P6	0-1 P5		2-1 F8		1-1 G4-6-3 1B		5	0	2	1	0	0	3
Lloyd McClendon, R OBP: 0.300, SLG: 0.444 Dwight Smith, L OBP: 0.286, SLG: 0.667 (1, 7) (4, PH) (5, 7)	1-3 K		3-1 P4	4-2 BB		1-0 HR		2-0 G4-6-3 1B		2	0	0	0	0	1	1
Mark Grace, L OBP: 0.615, SLG: 0.375 (1, 3)	4-2 G4-3 BB		1-2 E 1B	1-0 G3		1-0 HBP		4-0 IBB		2	0	1	0	2	0	3
Domingo Ramos, R OBP: 0.200, SLG: 0.200 (1, 5)	0-1 G4-3 1-2f		3-1 E6		2-2 SH2-4 SF8 1B		0-0 F8		0-0 F8		5	1	1	0	0	6
Shawon Dunston, R OBP: 0.250, SLG: 0.250 (1, 6)		1-2 HR 1B	2-1 F7		1-2 E SH2-4 E4	1-0 SAFE P5				4	1	1	0	0	4	
Doug Dasenczo, S OBP: 0.500, SLG: 1.250 (1, 9)		0-0 HR		1-2 S PB 1B	1-1 SH2-4		0-1 G1-3			3	2	2	2	0	0	0
Rick Wrona, R OBP: 0.500, SLG: 0.500 Curtis Wilkerson, S (5, PH) Joe Girardi, R OBP: 0.200, SLG: 0.200 (6, 2)		0-0 P5		0-0 PB S 1B	4-0 IBB		1-1 P6			2	0	1	0	0	0	0
Jose Antonio Nunez, R Marvell Wynne, L OBP: 0.333, SLG: 0.333 Andre Dawson, R OBP: 0.200, SLG: 1.000 Paul Assenmacher, L (6, 1) Les Lancaster, R (7, 1) Mitch Williams, L (9, 1)		0-2 G4-3		0-1 B5	2-1 SF8		0-0 P3			0	0	0	0	0	0	2


Inning Stats	R: 1	H: 2	E: 0	LOB: 1	K: 1	P: 18	R: 2	H: 2	E: 0	LOB: 0	K: 0	P: 15	R: 0	H: 1	E: 1	LOB: 2	K: 0	P: 14	R: 1	H: 2	E: 0	LOB: 3	K: 0	P: 15	R: 1	H: 1	E: 2	LOB: 2	K: 0	P: 14	R: 0	H: 0	E: 0	LOB: 0	K: 0	P: 5	R: 0	H: 2	E: 0	LOB: 2	K: 0	P: 12			
	S: 18	BB: 1		P: 27			S: 12	BB: 0					S: 14	BB: 0					S: 14	BB: 0					S: 5	BB: 10																			

PITCHER	IP	WLS	BF	H	R	ER	SO	BB	IBB	HBP	BLK	WP	HR	S	P	ERA	WHIP
Pat Combs, L ERA: 12.0 (1, 1)	3.0	L	17	7	4	4	1	1	0	0	0	0	1	48	72	12.00	2.667
Darrel Akerfelds, R ERA: (4, 1)	0.2		4	0	0	0	0	2	0	0	0	0	0	10	18	0.00	3.000
Don Carman, L ERA: (4, 1)	0.2		4	1	1	0	0	0	0	0	0	0	0	11	16	0.00	1.500
Todd Frohwirth, R ERA: (5, 1)	0.0		1	0	0	0	0	0	1	0	0	0	0	4	4	∞	∞
Dennis Cook, L ERA: 3.38 (5, 1)	2.2		10	1	1	1	0	0	0	1	0	0	1	14	22	3.38	0.375

BOTTOM

Philadelphia Phillies @ Chicago Cubs
Wrigley Field, Chicago, IL
 Thu Apr 12 1990, 3:38 AM CDT
 Att. 7,717 - Sunny - 42 F

AB	33
R	6
H	11
RBI	5
BB	5
SO	1
LOB	23



1B	2B	3B	HR	SF	SAC	DP	HBP	WP	HR	S	P	ERA	WHIP
8	1	0	2	1	2	1	1	1	0	5	12	0.00	2.000

Batter	1	2	3	4	5	6	7	8	9	AB R H RBI BB SO LOB	TOP											
Milt Thompson, L OBP: 0.333, SLG: 0.111 (1, 7)	1-1 F7		1-0 G1-3		1-0 G4-3		4-2 1B BB		2-2 BB 2B 1B	4 1 1 0 1 0 1	St. Louis Cardinals @ Philadelphia Phillies Veterans Stadium, Philadelphia, PA Fri Apr 13 1990, 7:05 PM EDT Att. 32,173 - Unknown - 47 F											
Willie McGee, S OBP: 0.500, SLG: 0.647 (1, 8)	0-2 HR 1B		2-1 G4-3		0-0 2B		0-0 G5-4-3 1B		4-2 2B 1B BB	4 2 3 1 1 0 0												
Todd Zeile, R OBP: 0.263, SLG: 0.529 (1, 2)	1-0 HR		3-0 G5-3		3-2 G5-3		1-0 G5-4-3 1-2f		3-1 1B 2B	5 2 2 4 0 0 3												
Pedro Guerrero, R OBP: 0.368, SLG: 0.438 Dave Collins, S (9, PR)	3-2 F9		3-1 G5-3		2-2 G6-3		3-2 L7		0-1 FC6 BB 1B SF8	5 0 0 0 0 0 2 0 1 0 0 0 0 0												
Terry Pendleton, S OBP: 0.474, SLG: 0.438 (1, 5)	0-2 L7		3-1 HBP 1B		0-2 L7		1-3 K		1-2 SF8 BB 3B 1B	5 1 2 2 0 1 0												
Tom Brunansky, R OBP: 0.692, SLG: 1.000 (1, 9)		2-3 K	3-2 G6-4-3 HBP		4-2 BB BB		3-2 HR		4-0 3B BB	2 2 1 1 2 1 0												
Ozzie Smith, S OBP: 0.235, SLG: 0.167 (1, 6)		2-1 1B	1-1 G6-4-3 1-2f		4-0 BB		0-2 L8		2-0 SF8	3 0 1 1 1 0 2												
José Oquendo, S OBP: 0.389, SLG: 0.438 (1, 4)		4-1 BB	4-1 G4-3 SH1-4 2B BB		3-3 K				G1-3	3 1 1 2 2 1 2												
John Tudor, L (1, 1) Vince Coleman, S (7, PH) Bob Tewksbury, R (7, 1)		2-3 K	1-2 SH1-4		1-2 K		2-3 K		4-2 BB 2B BB	1 0 0 0 0 1 1 1 0 0 0 0 1 0 1 1 0 0 1 1 2												
Inning Stats	R: 2 E: 0 K: 0 S: 13	H: 2 LOB: 0 BB: 0 P: 18	R: 0 E: 0 K: 2 S: 10	H: 1 LOB: 1 BB: 1 P: 20	R: 0 E: 0 K: 0 S: 4	H: 0 LOB: 0 BB: 0 P: 10	R: 0 E: 0 K: 0 S: 8	H: 1 LOB: 1 BB: 0 P: 18	R: 1 E: 0 K: 0 S: 9	H: 1 LOB: 1 BB: 1 P: 18	R: 0 E: 0 K: 1 S: 15	H: 0 LOB: 2 BB: 2 P: 28	R: 0 E: 0 K: 1 S: 7	H: 1 LOB: 1 BB: 1 P: 14	R: 1 E: 0 K: 1 S: 14	H: 1 LOB: 0 BB: 0 P: 21	R: 7 E: 0 K: 1 S: 25	H: 4 LOB: 2 BB: 3 P: 49	1B: 6 2B: 2 3B: 1 HR: 2	SF: 1 SAC: 1 DP: 2 HBP: 1	WP: 0 PB: 0 SB: 0 CS: 0	PA: 45
PITCHER	IP WLS BF H R ER SO BB IBB HBP BLK WP HR S P ERA WHIP																					
Ken Howell, R (1, 1) ERA: 4.76	5.2 L 25 5 3 3 2 4 0 1 0 0 1 53 103 4.76 1.588																					
Chuck McElroy, L (6, 1) ERA:	0.2 4 1 0 0 2 1 0 0 0 0 0 12 21 0.00 3.000																					
Jeff Parrett, R (7, 1) ERA: 7.2	1.2 5 1 1 1 1 0 0 0 0 0 1 15 23 5.40 0.600																					
Roger McDowell, R (9, 1) ERA: 27.0	0.1 7 3 6 6 0 2 0 0 0 0 0 20 37 162.00 15.000																					
Brad Moore, R (9, 1) ERA: 5.4	0.2 4 1 1 1 1 1 0 0 0 0 0 5 12 13.50 3.000																					

livebaseballscorecards.com

AB	34
R	11
H	11
RBI	11
BB	8
SO	6
LOB	13



Batter	1	2	3	4	5	6	7	8	9	AB	R	H	RBI	BB	SO	LOB
Sil Campusano, R OBP: 0.214, SLG: 0.154 Curt Ford, L (8, PH) (9, 9)	0-1 F8		1-2 G4-3			0-3 K		4-2 FC6-4 BB		3	0	0	0	0	1	2
Tom Herr, S OBP: 0.308, SLG: 0.182 (1, 4)	1-2 L8		4-0 BB			1-2 1B		2-2 FC6-4		3	0	1	0	1	0	1
John Kruk, L OBP: 0.167, SLG: 0.250 (1, 7)	1-1 F8		2-1 G1-3			1-0 P6		2-2 G4-3		4	0	0	0	0	0	5
Ricky Jordan, R OBP: 0.294, SLG: 0.375 (1, 3)		0-1 G5-3		0-0 F7		2-1 1B		1-2 P5		4	0	1	0	0	0	0
Von Hayes, L OBP: 0.529, SLG: 0.200 (9, 8)		2-2 G5-3		1-0 L9		2-1 F8		2-1 G3		4	0	0	0	0	0	2
Dickie Thon, R OBP: 0.222, SLG: 0.176 (1, 6)		0-1 G5-3		0-1 G3			0-1 G4-6-3 1B		0-2 1B 1B	4	0	2	0	0	0	0
Charlie Hayes, R OBP: 0.250, SLG: 0.273 (1, 5)			1-0 G4-3 2B		0-0 L1		0-3 K		1-2 1B	4	0	2	0	0	1	1
Darren Daulton, L OBP: 0.273, SLG: 0.111 (1, 2)			4-2 G4-3 BB		3-2 G4-1		0-0 G4-6-3		2-1 G4-3	3	0	0	0	1	0	3
Ken Howell, R Chuck McElroy, L Jeff Parrett, R Rod Booker, L Roger McDowell, R Brad Moore, R (1, 1) (6, 1) (7, 1) (8, PH) (9, 1) (9, 1)			0-3 K		0-0 G5-3			1-2 G4-3		2	0	0	0	0	1	2

Inning Stats	R: 0	H: 0	R: 0	H: 0	R: 0	H: 1	R: 0	H: 0	R: 0	H: 2	R: 0	H: 1	R: 0	H: 0	R: 0	H: 2	1B: 5	SF: 0	WP: 0	PA: 35	
	E: 0	LOB: 0	E: 0	LOB: 0	E: 0	LOB: 3	E: 0	LOB: 0	E: 0	LOB: 2	E: 0	LOB: 0	E: 0	LOB: 1	E: 0	LOB: 2	2B: 1	SAC: 0	PB: 0		
	K: 0	BB: 0	K: 0	BB: 0	K: 1	BB: 2	K: 0	BB: 0	K: 1	BB: 0	K: 0	BB: 0	K: 1	BB: 1	K: 0	BB: 0	3B: 0	DP: 1	SB: 0		
	S: 7	P: 9	S: 7	P: 9	S: 12	P: 24	S: 4	P: 5	S: 8	P: 11	S: 11	P: 17	S: 6	P: 6	S: 13	P: 22	HR: 0	HBP: 0	CS: 0		
PITCHER John Tudor, L ERA: Bob Tewksbury, R ERA:	IP: 6.0	WLS: W	BF: 23	H: 3	R: 0	ER: 0	SO: 2	BB: 2	IBB: 0	HBP: 0	BLK: 0	WP: 0	HR: 0	S: 49	P: 75	ERA: 0.00	WHIP: 0.833				
	IP: 3.0	WLS: S	BF: 12	H: 3	R: 0	ER: 0	SO: 1	BB: 1	IBB: 0	HBP: 0	BLK: 0	WP: 0	HR: 0	S: 32	P: 47	ERA: 0.00	WHIP: 1.333				


BOTTOM

St. Louis Cardinals @ Philadelphia Phillies
Veterans Stadium, Philadelphia, PA

Fri Apr 13 1990, 7:05 PM EDT
Att: 32,173 - Unknown - 47 F

livebaseballscorecards.com

AB	32
R	0
H	6
RBI	0
BB	3
SO	3
LOB	16



Batter	1	2	3	4	5	6	7	8	9	AB R H RBI BB SO LOB	TOP											
Vince Coleman, S OBP: 0.263, SLG: 0.316 (1, 7) B X	1-0 L7		0-1 L6			1-0 E5 2B	1-0 FC5-4 1-2f			4 1 0 0 0 0 2												
Willie McGee, S OBP: 0.500, SLG: 0.667 (1, 8) C X	0-1 G1-3 1B		1-0 G5-3			0-1 G6-3 2-H 2B		3-2 L4		4 1 2 1 0 0 0												
Todd Zeile, R OBP: 0.261, SLG: 0.476 (1, 2) C X	0-1 G1-3 1-2			2-1 G6-3		2-1 G5-3		2-1 FC5-4 1B		4 0 1 0 0 0 2												
Pedro Guerrero, R OBP: 0.348, SLG: 0.400 (1, 3) B X	2-0 FC6-4 2-H 1B			2-1 F8		2-1 G6-3 2-3		0-0 FC5-4 1-2f FC1-4		4 0 1 1 0 0 2												
Terry Pendleton, S OBP: 0.391, SLG: 0.350 (1, 5) B X	1-1 FC6-4 1-2f			0-0 G4-3		0-0 F8		1-2 FC1-4 1-2f		4 0 0 0 0 0 3												
Tom Brunansky, R OBP: 0.647, SLG: 0.909 (1, 9) B X		2-0 F9			0-1 G4-3 2B		4-0 L4-3 BB		3-3 K	3 0 1 0 1 1 0												
Ozzie Smith, S OBP: 0.238, SLG: 0.133 (1, 6) B X		4-0 CS BB			3-1 G4-3 2-3		3-1 L4-3 1-2		0-0 P6	3 0 0 0 1 0 2												
José Oquendo, S OBP: 0.409, SLG: 0.389 (1, 4) B X		3-3 K 1-2			4-1 G5-4-3 BB		4-2 1B BB		3-1 G1-3	2 0 0 0 2 1 1												
Joe Magrane, R (1, 1) Dave Collins, S OBP: 0.333, SLG: 0.333 (7, PH) Cris Carpenter, R (7, 1) B X			1-1 L7		0-1 G5-4-3 1-2f		0-0 FC5-4 1-2 1B			2 0 0 0 0 0 2 1 0 1 0 0 0 0 0 0 0 0 0 0 0												
Inning Stats	R: 1 E: 0 K: 0 S: 8	H: 2 LOB: 1 BB: 0 P: 12	R: 0 E: 0 K: 1 S: 4	H: 0 LOB: 1 BB: 1 P: 13	R: 0 E: 0 K: 0 S: 5	H: 0 LOB: 0 BB: 0 P: 7	R: 0 E: 0 K: 0 S: 5	H: 0 LOB: 0 BB: 0 P: 9	R: 0 E: 0 K: 0 S: 7	H: 1 LOB: 1 BB: 1 P: 14	R: 1 E: 1 K: 0 S: 8	H: 1 LOB: 1 BB: 0 P: 13	R: 0 E: 0 K: 0 S: 7	H: 1 LOB: 2 BB: 2 P: 18	R: 0 E: 0 K: 1 S: 11	H: 1 LOB: 1 BB: 0 P: 17	R: 0 E: 0 K: 1 S: 6	H: 0 LOB: 0 BB: 0 P: 12	1B: 4 2B: 4 3B: 0 HR: 0	SF: 0 SAC: 0 DP: 3 HBP: 0	WP: 0 PB: 0 SB: 0 CS: 1	PA: 35
PITCHER	IP WLS BF H R ER SO BB IBB HBP BLK WP HR S P ERA WHIP																					
Bruce Ruffin, L ERA: 1.35 (1, 1)	7.1 W 30 6 2 1 1 4 0 0 0 0 0 0 51 98 1.23 1.364																					
Jeff Parrett, R ERA: 5.4 (8, 1)	1.2 S 5 0 0 0 1 0 0 0 0 0 0 0 10 17 0.00 0.000																					

St. Louis Cardinals @ Philadelphia Phillies
Veterans Stadium, Philadelphia, PA

Sat Apr 14 1990, 7:05 PM EDT
Att. 15,613 - Unknown - 58 F

livebaseballscorecards.com

AB	31
R	2
H	6
RBI	2
BB	4
SO	2
LOB	14



Batter	1	2	3	4	5	6	7	8	9
Randy Ready, R OBP: 0.400, SLG: 0.167 Sil Campusano, R OBP: 0.214, SLG: 0.154	4-2 1B G6-3 BB	2-1 SF7		0-3 K			0-2 P5		
Tom Herr, S OBP: 0.412, SLG: 0.533	0-0 G6-3 1-3 1B	2-1 3-H BB 1-2 1B		0-1 G6-3			0-0 1-H HR		
Carmelo Martinez, R OBP: 0.238, SLG: 0.300	1-1 L4	4-0 FC6-4 BB 1-2 2-3			0-0 G6-3		1-0 P8		
Ricky Jordan, R OBP: 0.238, SLG: 0.300	0-1 G6-3 1-2 3-H	1-1 FC6-4 1-2f			1-1 F9		0-2 G5-3		
Von Hayes, L OBP: 0.476, SLG: 0.429	1-1 G6-3		1-3 K		0-3 K		0-2 HR		
Dickie Thon, R OBP: 0.227, SLG: 0.190		1-1 P4	1-0 1B		0-1 G5-3		0-0 F8		
Charlie Hayes, R OBP: 0.250, SLG: 0.267		3-1 2B 1B	0-1 P9		3-2 L9		1-2 L8		
Steve Lake, R OBP: 0.333, SLG: 0.444		2-2 1B SF7 1-H 2B	1-0 F8		0-2 G5-3		0-1 F7		
Bruce Ruffin, S OBP: 0.400, SLG: 0.400 Jeff Parrett, R		0-1 BB 1B 2-3 1B		1-2 G1-3			1-2 HR 1B		

AB	R	H	RBI	BB	SO	LOB
2	1	0	1	1	1	1
0	0	0	0	0	0	0
4	1	3	2	0	0	0
3	0	0	0	1	0	2
4	0	0	1	0	0	4
4	1	1	1	0	2	1
4	0	1	0	0	0	0
4	1	1	0	0	0	1
4	1	1	1	0	0	1
3	1	2	0	0	0	0
0	0	0	0	0	0	0
1B: 6	SF: 1	WP: 0	PA: 35			
2B: 1	SAC: 0	PB: 0				
3B: 0	DP: 0	SB: 0				
HR: 2	HBP: 0	CS: 0				

BOTTOM

St. Louis Cardinals @ Philadelphia Phillies
Veterans Stadium, Philadelphia, PA
 Sat Apr 14 1990, 7:05 PM EDT
 Att: 15,613 - Unknown - 58 F

livebaseballscores.com

AB	32
R	6
H	9
RBI	6
BB	2
SO	3
LOB	10



Inning Stats	R: 1	H: 1	E: 0	K: 10	S: 10	R: 2	H: 4	E: 0	K: 15	S: 15	R: 0	H: 1	E: 0	K: 7	S: 7	R: 0	H: 0	E: 0	K: 10	S: 10	R: 0	H: 0	E: 0	K: 6	S: 6	R: 0	H: 0	E: 0	K: 8	S: 8	R: 2	H: 2	E: 0	K: 12	S: 12	R: 1	H: 1	E: 0	K: 10	S: 10
PITCHER	IP	WLS	BF	H	R	ER	SO	BB	IBB	HBP	BLK	WP	HR	S	P	ERA	WHIP																							
Joe Magrane, L ERA: 3.09	(1, 1)	6.0	L	26	6	3	3	3	2	0	0	0	0	56	85	4.50	1.333																							
Cris Carpenter, R ERA: 9.82	(7, 1)	2.0		9	3	3	0	0	0	0	0	0	2	22	25	13.50	1.500																							

Batter	1	2	3	4	5	6	7	8	9	AB R H RBI BB SO LOB	TOP	
Vince Coleman, S (1, 7) OBP: 0.217, SLG: 0.261	2-2 F7		1-3 K		1-2 G5-3			0-0 G4-6-3		4 0 0 0 0 1 3		
Willie McGee, S (1, 8) OBP: 0.500, SLG: 0.640	0-1 1B		2-1 G5-4-3			0-0 G6-3			1-1 2B 1B	4 0 2 0 0 0 1		
Tom Brunansky, R (1, 9) OBP: 0.524, SLG: 0.667	0-0 P3			0-1 F8		1-0 G6-3			3-2 L7	4 0 0 0 0 0 2		
Pedro Guerrero, R (1, 3) OBP: 0.333, SLG: 0.375	0-1 F9			0-0 1B		1-1 P3			3-1 F7	4 0 1 0 0 0 2		
Terry Pendleton, S (1, 5) OBP: 0.370, SLG: 0.375		2-0 F9		0-3 K		2-1 G6-3			1-1 2B	4 0 1 0 0 1 1		
Ozzie Smith, S (1, 6) OBP: 0.240, SLG: 0.111		2-1 G5-3		1-0 L7		1-0 L5			4-2 BB	3 0 0 0 1 0 1		
José Oquendo, S (1, 4) OBP: 0.400, SLG: 0.350		4-2 BB			1-0 P3		1-1 L9		0-1 G1-3	2 0 0 0 1 0 0		
Denny Walling, L (9, PH) OBP: 0.500, SLG: 0.500										1 0 0 0 0 0 3		
Tom Pagnozzi, R (1, 2) OBP: 0.333, SLG: 0.333		1-1 F7			0-1 SH5-4 1B			1-1 G6-3		3 0 1 0 0 0 1		
Bryn Smith, R (1, 1) OBP: 0.667, SLG: 0.667			2-0 SH5-4 1B		1-0 SH5-4			0-0 G4-6-3 1B		1 0 1 0 0 0 0		
Ricky Horton, L (7, 1)										0 0 0 0 0 0 0		
Dave Collins, S (8, PH) OBP: 0.500, SLG: 0.500										1 0 1 0 0 0 0		
John Costello, R (8, 1)										0 0 0 0 0 0 0		
Inning Stats	R: 0 H: 1 E: 0 LOB: 1 K: 0 BB: 0 S: 9 P: 11	R: 0 H: 0 E: 0 LOB: 1 K: 0 BB: 1 S: 7 P: 16	R: 0 H: 1 E: 0 LOB: 0 K: 1 BB: 0 S: 6 P: 11	R: 0 H: 1 E: 0 LOB: 1 K: 1 BB: 0 S: 7 P: 8	R: 0 H: 1 E: 0 LOB: 1 K: 0 BB: 0 S: 7 P: 10	R: 0 H: 0 E: 0 LOB: 0 K: 0 BB: 0 S: 4 P: 6	R: 0 H: 0 E: 0 LOB: 0 K: 0 BB: 0 S: 5 P: 9	R: 0 H: 1 E: 0 LOB: 0 K: 0 BB: 0 S: 4 P: 5	R: 0 H: 2 E: 0 LOB: 3 K: 0 BB: 1 S: 14 P: 26	1B: 6 SF: 0 2B: 1 SAC: 1 3B: 0 DP: 2 HR: 0 HBP: 0	WP: 0 PA: 34 PB: 0 SB: 0 CS: 0	
PITCHER	IP WLS BF H R ER SO BB IBB HBP BLK WP HR S P ERA WHIP											
Dennis Cook, L (1, 1) ERA: 0.79	8.2 W 32 7 0 0 2 1 0 0 0 0 0 0 59 94 0.00 0.923											
Roger McDowell, R (9, 1) ERA: 23.14	0.1 S 2 0 0 0 0 1 0 0 0 0 0 0 4 8 0.00 3.000											

St. Louis Cardinals @ Philadelphia Phillies
Veterans Stadium, Philadelphia, PA

Sun Apr 15 1990, 3:33 AM EDT
Att. 14,435 - Cloudy - 62 F

livebaseballscorecards.com

AB	31
R	0
H	7
RBI	0
BB	2
SO	2
LOB	14



Batter	1	2	3	4	5	6	7	8	9	AB	R	H	RBI	BB	SO	LOB
Lenny Dykstra, L OBP: 1.000, SLG: 1.250 (1, 8)	1-1 G4-3 1B 2B		1-2 E 1B SF7 1B		1-0 1B FC3 1B		0-1 WP SH5-3 1B			4	3	4	0	0	0	0
Tom Herr, S OBP: 0.400, SLG: 0.500 (1, 4)	2-2 G4-3 2-3		1-1 SAFE E 1-3 1B		1-0 F8		0-0 SH5-3 1-2			3	0	1	0	0	0	2
John Kruk, L OBP: 0.250, SLG: 0.313 (1, 7)	0-0 3-H 1B		2-3 SAFE K		0-0 SAFE FC3 1-3 1B		0-1 SAFE L7			4	0	2	1	0	1	3
Ricky Jordan, R OBP: 0.240, SLG: 0.261 (1, 3)	3-2 G6-3		0-1 FC1		0-0 FC3 FC6-4 1-2		4-0 WP IBB			3	0	0	1	1	0	3
Von Hayes, L OBP: 0.440, SLG: 0.412 (1, 9)		1-1 1B 1B	0-0 SF7		2-3 K		1-2 L6 1-2 2-3			3	1	1	1	0	1	4
Dickie Thon, R OBP: 0.231, SLG: 0.167 (1, 6)		1-2 SAFE F9	2-2 F8		3-1 FC6-4 1-2f		1-1 CS HBP			3	0	0	0	0	0	5
Darren Daulton, L OBP: 0.267, SLG: 0.154 (1, 2)		1 SAFE SAFE SAFE B SAFE X	1-0 1B 1-3 1B		3-2 F8		2-2 F9		1-2 P5 1-2	4	0	1	0	0	0	1
Charlie Hayes, R OBP: 0.300, SLG: 0.316 (1, 5)		1-1 G4-6-3 1B 1-2 3-H 1B		0-0 G6-3		0-2 L6		1-1 1B		4	0	2	1	0	0	0
Dennis Cook, L Roger McDowell, R (1, 1) (9, 1)		0-0 G4-6-3 1-2f 1B		2-1 G4-3		0-0 G4-3		2-2 P7		4	0	0	0	0	0	3
										0	0	0	0	0	0	0

St. Louis Cardinals @ Philadelphia Phillies
Veterans Stadium, Philadelphia, PA
 Sun Apr 15 1990, 3:33 AM EDT
 Att. 14,435 - Cloudy - 62 F

AB	32
R	4
H	11
RBI	4
BB	1
SO	2
LOB	21



Inning Stats	R: 1	H: 2			R: 1	H: 3			R: 1	H: 2			R: 0	H: 0			R: 1	H: 2			R: 0	H: 1			R: 0	H: 1			1B: 10	SF: 1			WP: 1	PA: 36
	E: 0	LOB: 0	K: 0	P: 16	E: 0	LOB: 1	K: 0	P: 13	E: 1	LOB: 2	K: 1	P: 23	E: 0	LOB: 0	K: 0	P: 12	E: 0	LOB: 2	K: 1	P: 16	E: 0	LOB: 0	K: 0	P: 10	E: 0	LOB: 2	K: 0	P: 13	E: 0	LOB: 1	2B: 1	SAC: 1	PB: 0	
PITCHER	IP	WLS	BF	H	R	ER	SO	BB	IBB	HBP	BLK	WP	HR	S	P	ERA	WHIP													ERA	WHIP			
	Bryn Smith, R ERA: 4.09 (1, 1)	6.0	L	27	9	4	3	2	0	0	0	0	0	0	60	90	4.50	1.500																
Ricky Horton, L ERA: (7, 1)	1.0		5	1	0	0	0	0	1	0	0	1	0	8	13	0.00	1.000																	
John Costello, R ERA: (8, 1)	1.0		4	1	0	0	0	0	0	1	0	0	0	12	17	0.00	1.000																	

1B: 10	SF: 1	WP: 1	PA: 36
2B: 1	SAC: 1	PB: 0	
3B: 0	DP: 1	SB: 0	
HR: 0	HBP: 1	CS: 1	

Batter 1 2 3 4 5 6 7 8 9 AB R H RBI BB SO LOB TOP

Lenny Dykstra, L (1, 8)
OBP: 0.667, SLG: 1.111
Pitcher: 2-1
Outcome: 2B
Pitcher's stats: BB, C, X

Tom Herr, S (1, 4)
OBP: 0.417, SLG: 0.591
Pitcher: 0-0
Outcome: 1-H, 2B
Pitcher's stats: C, X

John Kruk, L (1, 7)
OBP: 0.250, SLG: 0.300
Pitcher: 0-3
Outcome: K
Pitcher's stats: C, F, S

Ricky Jordan, R (1, 3)
OBP: 0.276, SLG: 0.308
Pitcher: 4-0
Outcome: BB
Pitcher's stats: B, B, B, B

Von Hayes, L (1, 9)
OBP: 0.379, SLG: 0.333
Pitcher: 1-2
Outcome: F7
Pitcher's stats: B, S, F, X

Dickie Thon, R (1, 6)
OBP: 0.200, SLG: 0.143
Pitcher: 1-0
Outcome: L7
Pitcher's stats: B, X

Darren Daulton, L (1, 2)
OBP: 0.278, SLG: 0.133
Randy Ready, R (9, PH)
OBP: 0.384, SLG: 0.143
Pitcher: 3-3
Outcome: K
Pitcher's stats: S, B, B, B, B, B, B, B, S

Charlie Hayes, R (1, 5)
OBP: 0.282, SLG: 0.304
Rod Booker, L (9, PR)
Pitcher: 2-1
Outcome: P3
Pitcher's stats: B, B, B, B, X

Terry Mulholland, R (1, 1)
OBP: 0.250, SLG: 0.500
Jeff Parrett, R (7, 1)
Todd Frohwrth, R (7, 1)
Chuck McElroy, L (8, 1)
Carmelo Martinez, R (9, PH)
Sil Carrusino, R (9, PR)
OBP: 0.482, SLG: 0.125
OBP: 0.214, SLG: 0.154
Pitcher: 0-3
Outcome: K
Pitcher's stats: S, B, B, B, B, S

Inning Stats	R: 1 E: 0 K: 1 S: 10	H: 2 LOB: 2 BB: 1 P: 18	R: 0 E: 0 K: 2 S: 9	H: 0 LOB: 0 BB: 0 P: 14	R: 1 E: 0 K: 1 S: 13	H: 2 LOB: 1 BB: 0 P: 24	R: 0 E: 0 K: 0 S: 5	H: 0 LOB: 0 BB: 0 P: 7	R: 2 E: 0 K: 0 S: 15	H: 3 LOB: 1 BB: 0 P: 19	R: 0 E: 0 K: 1 S: 6	H: 0 LOB: 1 BB: 1 P: 13	R: 0 E: 0 K: 2 S: 8	H: 0 LOB: 0 BB: 0 P: 9	R: 0 E: 0 K: 0 S: 6	H: 0 LOB: 0 BB: 0 P: 11	R: 0 E: 0 K: 0 S: 7	H: 2 LOB: 2 BB: 0 P: 11	1B: 4 2B: 4 3B: 0 HR: 1	SF: 0 SAC: 0 DP: 1 HBP: 0	WP: 0 PB: 0 SB: 0 CS: 0	PA: 37
--------------	-------------------------------	----------------------------------	------------------------------	----------------------------------	-------------------------------	----------------------------------	------------------------------	---------------------------------	-------------------------------	----------------------------------	------------------------------	----------------------------------	------------------------------	---------------------------------	------------------------------	----------------------------------	------------------------------	----------------------------------	----------------------------------	------------------------------------	----------------------------------	--------

PITCHER	IP	WLS	BF	H	R	ER	SO	BB	IBB	HBP	BLK	WP	HR	S	P	ERA	WHIP
Oil Can Boyd, R (1, 1) ERA: 5.73	5.0		23	7	4	4	4	1	0	0	0	0	1	52	82	7.20	1.600
Joe Hesketh, L (6, 1) ERA:	2.0	W	7	0	0	0	3	1	0	0	0	0	0	14	22	0.00	0.500
Drew Hall, L (8, 1) ERA: 1.69	1.1		5	1	0	0	0	0	0	0	0	0	0	10	15	0.00	0.750
Tim Burke, R (9, 1) ERA: 9.0	0.0		1	1	0	0	0	0	0	0	0	0	0	1	3	∞	∞
Steve Frey, L (9, 1) ERA: 1.59	0.2	S	1	0	0	0	0	0	0	0	0	0	0	2	4	0.00	0.000

Philadelphia Phillies @ Montreal Expos
Olympic Stadium, Montreal, QB
Mon Apr 16 1990, 7:05 PM EDT
Att. 11,063 - Unknown - 71 F

AB	35
R	4
H	9
RBI	4
BB	2
SO	7
LOB	15



Batter	1	2	3	4	5	6	7	8	9
Delino DeShields, L (1, 4) OBP: 0.441, SLG: 0.500	1-1 G4-3 1B		1-3 K		0-0 FC5-4 1B		1-2 BB 1B	2-0 P6	
Otis Nixon, S (1, 8) OBP: 0.200, SLG: 0.200 Larry Walker, L (7, PH) OBP: 0.333, SLG: 0.200 Drew Hall, L (8, 1) Tim Burke, R (9, 1) Steve Frey, R (9, 1)	2-0 G4-3 1-2f			0-0 1B S SF9 1B	0-0 FC5-4 1-2f		4-2 WP 1B 1-2 BB 2-3 BB		
Tim Raines, S (1, 7) OBP: 0.333, SLG: 0.346	3-1 G5-3			3-0 SF9 S SF7 1B	0-0 P3		1-0 BB WP 1B 1-2 2-H 2-3 3-H		
Tim Wallach, R (1, 5) OBP: 0.355, SLG: 0.429		1-2 G5-3		1-1 SF9		2-2 F7	4-2 BB BB		
Andres Galarraga, R (1, 3) OBP: 0.400, SLG: 0.261		0-0 G6-3		2-2 SF7		1-0 G4-3	4-2 BB BB		
Marquis Grissom, R (1, 9) OBP: 0.276, SLG: 0.346		2-2 P5		4-1 FC6-4 S BB		0-1 G5-3	1-3 K		
Mike Fitzgerald, R (1, 2) OBP: 0.400, SLG: 0.143		0-2 G5-3		4-1 FC6-4 BB		2-0 F7	4-1 S BB		
Spike Owen, S (1, 6) OBP: 0.308, SLG: 0.600		2-1 SH3-4 1B		2-1 FC6-4 1-2f 2-3		0-0 HR	3-2 F8		
Oil Can Boyd, R (1, 1) Rex Hudler, R (5, PH) Joe Hesketh, R (6, 1) Junior Noboa, R (7, PH) Mike Aldrete, L (7, PH) Dave Martinez, L (7, PR) (8, 8)		0-1 SH3-4		1-1 P5		4-2 BB 1B BB	2-3 K		

Inning Stats	R: 0 E: 0 K: 5 S: 5	H: 1 LOB: 0 BB: 0 P: 11	R: 0 E: 0 K: 8 S: 8	H: 0 LOB: 0 BB: 0 P: 11	R: 0 E: 0 K: 1 S: 10	H: 1 LOB: 1 BB: 0 P: 13	R: 2 E: 0 K: 0 S: 12	H: 2 LOB: 2 BB: 2 P: 28	R: 0 E: 0 K: 5 S: 5	H: 1 LOB: 1 BB: 0 P: 6	R: 0 E: 0 K: 0 S: 9	H: 0 LOB: 0 BB: 0 P: 12	R: 3 E: 0 K: 1 S: 24	H: 3 LOB: 3 BB: 4 P: 44	R: 0 E: 0 K: 1 S: 10	H: 0 LOB: 1 BB: 1 P: 20
--------------	------------------------------	----------------------------------	------------------------------	----------------------------------	-------------------------------	----------------------------------	-------------------------------	----------------------------------	------------------------------	---------------------------------	------------------------------	----------------------------------	-------------------------------	----------------------------------	-------------------------------	----------------------------------

PITCHER	IP	WLS	BF	H	R	ER	SO	BB	IBB	HBP	BLK	WP	HR	S	P	ERA	WHIP
Terry Mulholland, L ERA: 3.0	(1, 1)	6.1	26	6	3	3	1	2	0	0	0	0	1	51	85	4.26	1.263
Jeff Parrett, R ERA: 7.71	(7, 1)	0.1	4	2	1	1	0	2	0	0	0	0	0	6	15	27.00	12.000
Todd Frohwrth, R ERA:	(7, 1)	0.1	4	0	1	1	1	3	0	0	0	1	0	17	30	27.00	9.000
Chuck McElroy, L ERA:	(8, 1)	1.0	3	0	0	0	1	0	0	0	0	0	0	9	15	0.00	0.000


BOTTOM

Philadelphia Phillies @ Montreal Expos
Olympic Stadium, Montreal, QB

Mon Apr 16 1990, 7:05 PM EDT
Att. 11,063 - Unknown - 71 F

AB	R	H	RBI	BB	SO	LOB
5	0	3	0	0	1	2
3	1	1	0	0	0	2
0	1	0	0	1	0	0
0	0	0	0	0	0	0
0	0	0	0	0	0	0
0	0	0	0	0	0	0
4	1	2	1	0	0	1
2	0	0	1	1	0	0
2	0	0	2	1	0	0
3	0	0	0	1	1	3
2	0	0	0	2	0	0
4	1	2	1	0	0	3
0	0	0	0	0	0	0
1	0	0	0	0	0	0
0	0	0	0	0	0	0
0	0	0	0	0	0	0
0	0	0	0	1	0	0
1	1	0	0	0	1	1

AB	27
R	5
H	8
RBI	5
BB	7
SO	3
LOB	12



WP	PA
1	37
PB	0
SB	4
CS	0

PITCHER	IP	WLS	BF	H	R	ER	SO	BB	IBB	HBP	BLK	WP	HR	S	P	ERA	WHIP
---------	----	-----	----	---	---	----	----	----	-----	-----	-----	----	----	---	---	-----	------

Batter	1	2	3	4	5	6	7	8	9	AB R H RBI BB SO LOB	TOP															
Lenny Dykstra, L OBP: 0.538, SLG: 0.846 (1, 8)	2-2 G4-3		0-2 F7		2-2 2-H 1B		1-3 K			4 0 1 0 0 1 1																
Tom Herr, S OBP: 0.393, SLG: 0.520 (1, 4)	4-0 1B BB		3-3 K			1-2 G5-3		0-0 G6-3		3 0 0 0 1 1 0																
Von Hayes, L OBP: 0.424, SLG: 0.375 (1, 9)	1-2 L7-4 1-3 1B			3-2 FC5-4 1B		4-1 3B BB		3-3 K		3 1 2 0 1 1 0																
Ricky Jordan, R OBP: 0.273, SLG: 0.276 (1, 3)	1-0 1-2 HBP			0-1 FC5-4 1-2f		0-1 L8		2-2 G3		3 0 0 0 0 0 2																
John Kruk, L OBP: 0.261, SLG: 0.391 Randy Ready, R OBP: 0.417, SLG: 0.143 (1, 7) (9, PH)	0-1 L7-4 2-3		2-1 F7		2-1 F7	0-0 1-H 3B		2-2 1B FC5 HBP		3 0 1 1 0 0 4 0 0 0 0 0 0 0																
Dickie Thon, R OBP: 0.235, SLG: 0.188 (1, 6)		0-1 CS 1B		2-3 K		1-2 G5-3		1-2 1-3 FC5 1B		4 0 2 0 0 1 2																
Charlie Hayes, R OBP: 0.250, SLG: 0.259 (1, 5)		2-3 1-2 K			3-2 G5-3		0-1 F8		0-0 FC5	4 0 0 0 0 1 3																
Steve Lake, R OBP: 0.308, SLG: 0.333 (1, 2)		2-1 L9			4-2 SH3-4 1B BB		1-1 G6-3		0-0 P4	3 0 0 0 1 0 2																
Pat Combs, L Darrel Akerfelds, R Chuck McElroy, L Carmelo Martinez, R Todd Frohwrth, R Don Carman, L Jeff Parrett, R Sil Camposano, R OBP: 0.200, SLG: 0.143 (1, 1) (6, 1) (6, 1) (7, PH) (7, 1) (7, 1) (7, 1) (9, PH)			3-3 K		0-0 SH3-4		1-1 1B		3-3 K	1 0 0 0 0 0 1 0 0 0 0 0 0 0 0 0 0 0 0 0 0 0 0 0 1 0 0 1 0 1 0 0 0 0 0 1 2																
Inning Stats	R: 0 E: 0 K: 0 S: 9	H: 1 LOB: 2 BB: 1 P: 17	R: 0 E: 0 K: 1 S: 8	H: 1 LOB: 0 BB: 0 P: 12	R: 0 E: 0 K: 2 S: 11	H: 0 LOB: 0 BB: 0 P: 17	R: 0 E: 0 K: 1 S: 11	H: 1 LOB: 1 BB: 0 P: 18	R: 1 E: 0 K: 0 S: 10	H: 1 LOB: 1 BB: 1 P: 16	R: 0 E: 0 K: 1 S: 10	H: 1 LOB: 1 BB: 0 P: 13	R: 0 E: 0 K: 1 S: 7	H: 0 LOB: 0 BB: 0 P: 12	R: 0 E: 0 K: 1 S: 10	H: 1 LOB: 2 BB: 0 P: 16	1B: 6 2B: 1 3B: 1 HR: 0	SF: 0 SAC: 1 DP: 1 HBP: 2	WP: 0 PB: 0 SB: 0 CS: 1	PA: 36						
PITCHER	IP WLS BF H R ER SO BB IBB HBP BLK WP HR S P ERA WHIP																									
Mark Gardner, R ERA: 1.42 (1, 1)	5.0	19	4	0	0	4	2	0	1	0	0	0	52	86	0.00	1.200										
Drew Hall, L ERA: 2.45 (6, 1)	2.0	9	2	1	1	1	1	0	0	0	0	0	20	29	4.50	1.500										
Steve Frey, L ERA: 1.17 (8, 1)	2.0	8	1	0	0	2	0	0	1	0	0	0	17	28	0.00	0.500										

Philadelphia Phillies @ Montreal Expos
Olympic Stadium, Montreal, QB

Tue Apr 17 1990, 7:05 PM EDT
Att. 8,406 - Dome

livebaseballscores.com

AB	30
R	1
H	7
RBI	1
BB	3
SO	7
LOB	16



Batter	1	2	3	4	5	6	7	8	9	AB	R	H	RBI	BB	SO	LOB	BOTTOM	
Delino DeShields, L (1, 4) OBP: 0.447, SLG: 0.514	1-1 CS 2B		4-1 2B BB		0-0 P6		1-0 FC4-6 CS			3	0	1	1	1	0	2	Philadelphia Phillies @ Montreal Expos Olympic Stadium, Montreal, QB Tue Apr 17 1990, 7:05 PM EDT Att: 8,406 - Dome	
Marquis Grissom, R (1, 8) OBP: 0.273, SLG: 0.367	1-2 F8		0-2 1-3 2B		0-1 F8		1-0 CS	2-3 K		4	0	1	0	0	1	2		
Tim Raines, S (1, 7) OBP: 0.353, SLG: 0.345	4-0 FC5-4 BB		2-3 K			3-2 G3		1-2 1B		3	0	1	0	1	1	2		
Tim Wallach, R (1, 5) OBP: 0.343, SLG: 0.387	2-2 FC5-4		1-3 K			4-0 BB		2-0 L9	1-2 1B	3	0	0	0	1	1	4		
Andres Galarraga, R (1, 3) OBP: 0.412, SLG: 0.308		3-0 WP SF9 2B			3-3 K		4-2 BB	2-3 K2-3		3	1	1	0	1	2	1		
Larry Walker, L (1, 9) OBP: 0.300, SLG: 0.174		1-3 K			3-1 G3		1-3 K			3	0	0	0	0	2	2		
Nelson Santovenia, R (1, 2) OBP: 0.227, SLG: 0.400		2-2 SF9			4-1 CS BB		0-0 1B FC4-6 1B			1	0	1	1	1	0	0		
Otis Nixon, S (7, PR) OBP: 0.200, SLG: 0.200		2-H								0	1	0	0	0	0	0		
Steve Frey, R (8, 1)										0	0	0	0	0	0	0		
Spike Owen, S (1, 6) OBP: 0.310, SLG: 0.571		2-2 P4			3-2 CS		1-1 FC4-6 1B			3	0	1	0	0	0	0		
Mark Gardner, R (1, 1)			0-3 K			0-1 1B		0-2 L6		1	0	0	0	0	1	0		
Rex Hudler, R (5, PH) OBP: 0.500, SLG: 0.500										1	0	1	0	0	0	0		
Drew Hall, L (6, 1)										0	0	0	0	0	0	0		
Mike Aldrete, L (7, PH) OBP: 0.667, SLG: 0.500										0	0	0	0	0	0	0		
Mike Fitzgerald, R (7, PH) OBP: 0.384, SLG: 0.125										1	0	0	0	0	0	2		
Inning Stats	R: 0 E: 0 K: 8 S: 8	H: 1 LOB: 1 BB: 1 P: 16	R: 1 E: 0 K: 1 S: 10	H: 1 LOB: 0 BB: 0 P: 18	R: 0 E: 0 K: 3 S: 13	H: 1 LOB: 2 BB: 1 P: 20	R: 0 E: 0 K: 1 S: 8	H: 0 LOB: 0 BB: 1 P: 21	R: 0 E: 0 K: 0 S: 9	H: 1 LOB: 1 BB: 0 P: 12	R: 0 E: 0 K: 1 S: 8	H: 0 LOB: 1 BB: 2 P: 20	R: 1 E: 0 K: 0 S: 7	H: 2 LOB: 1 BB: 0 P: 10	R: 0 E: 1 K: 2 S: 11	H: 1 LOB: 1 BB: 0 P: 18	1B: 4 2B: 3 3B: 0 HR: 0 SF: 1 SAC: 0 DP: 0 HBP: 0 WP: 1 PB: 0 SB: 1 CS: 4 PA: 34	
PITCHER	IP WLS BF H R ER SO	IP WLS BF H R ER SO	IP WLS BF H R ER SO	IP WLS BF H R ER SO	IP WLS BF H R ER SO	IP WLS BF H R ER SO	IP WLS BF H R ER SO	IP WLS BF H R ER SO	IP WLS BF H R ER SO	IP WLS BF H R ER SO	IP WLS BF H R ER SO	IP WLS BF H R ER SO	IP WLS BF H R ER SO	IP WLS BF H R ER SO	IP WLS BF H R ER SO	ERA WHIP	ERA WHIP	
Pat Combs, L (1, 1) ERA: 5.63	5.0	20	4	1	1	5	3	0	0	0	0	0	0	0	0	0	1.80	1.400
Darrel Akerfelds, R (6, 1) ERA:	0.2	3	0	0	0	0	2	0	0	0	0	0	0	0	0	0	0.00	3.000
Chuck McElroy, L (6, 1) ERA:	0.1	1	0	0	0	1	0	0	0	0	0	0	0	0	0	0	0.00	0.000
Todd Frohwrth, R (7, 1) ERA: 13.5	0.0	L 2	2	1	1	0	0	0	0	0	0	0	0	0	0	0	∞	∞
Don Carman, L (7, 1) ERA:	0.2	2	0	0	0	0	0	0	0	0	0	0	0	0	0	0	0.00	0.000

livebaseballscorecards.com

AB 26
R 2
H 7
RBI 2
BB 5
SO 8
LOB 15



Batter	1	2	3	4	5	6	7	8	9	AB	R	H	RBI	BB	SO	LOB	TOP								
Lenny Dykstra, L OBP: 0.500, SLG: 0.778 (1, 8)	2-1 F7	2-2 1-2 2-H 1B		0-1 1B 2B		0-0 P4		2-2 L8		5	1	2	1	0	0	0									
Tom Herr, S OBP: 0.424, SLG: 0.517 (1, 4)	4-2 G4-3 BB	2-1 F8		0-1 F7		0-0 S IBB 1B		2-0 G3-4-3 1B		4	0	2	0	1	0	3									
Von Hayes, L OBP: 0.447, SLG: 0.393 (1, 9)	3-1 G4-3		4-2 WP 1B BB	1-2 2-H 1B		2-2 IBB 1B		0-0 G3-4-3		4	1	2	1	1	0	2									
Ricky Jordan, R OBP: 0.263, SLG: 0.242 Roger McDowell, R (8, 1)	2-3 K		1-3 K	0-0 F8		4-1 IBB 1B		1-0 G5-3		4	0	0	0	1	2	4									
John Kruk, L OBP: 0.286, SLG: 0.346 (1, 7)		4-1 L9-6-4 1B BB	4-2 1B BB	1-1 G6-3		1-2 F7		1-1 G3		3	1	0	0	2	0	3									
Charlie Hayes, R OBP: 0.273, SLG: 0.258 (1, 5)		4-2 L9-6-4 BB	0-0 S 1B	1-2 G1-3		0-0 B5-3		1-3 K		4	0	1	1	1	1	0									
Darren Daulton, L OBP: 0.304, SLG: 0.111 (1, 2)		1-1 L9-6-4	3-3 K	4-2 BB		4-1 BB		1-3 K		3	0	0	0	2	2	4									
Rod Booker, L OBP: 0.400, SLG: 0.250 (1, 6)		0-0 BB 1B	4-0 IBB	0-0 L8		1-0 F8		3-1 K		3	1	1	1	1	0	2									
Ken Howell, R Carmelo Martinez, R OBP: 0.500, SLG: 0.222 (8, 3)		4-2 SAFE 1B BB	0-0 G6-3	2-1 L8		1-3 K				3	0	0	0	1	1	5									
Inning Stats	R: 0 E: 0 K: 1 S: 10	H: 0 LOB: 1 BB: 1 P: 21	R: 2 E: 0 K: 0 S: 14	H: 2 LOB: 2 BB: 3 P: 31	R: 1 E: 0 K: 2 S: 13	H: 1 LOB: 3 BB: 3 P: 29	R: 1 E: 0 K: 0 S: 10	H: 2 LOB: 1 BB: 0 P: 12	R: 0 E: 0 K: 0 S: 9	H: 0 LOB: 1 BB: 1 P: 16	R: 0 E: 0 K: 1 S: 9	H: 2 LOB: 2 BB: 1 P: 16	R: 0 E: 0 K: 1 S: 6	H: 0 LOB: 1 BB: 1 P: 12	R: 0 E: 0 K: 0 S: 6	H: 1 LOB: 1 BB: 0 P: 11	R: 0 E: 0 K: 2 S: 9	H: 0 LOB: 0 BB: 0 P: 12	1B: 7 2B: 2 3B: 0 HR: 0	SF: 0 SAC: 0 DP: 1 HBP: 0	WP: 2 PB: 0 SB: 2 CS: 0	PA: 43			
PITCHER	IP	WLS	BF	H	R	ER	SO	BB	IBB	HBP	BLK	WP	HR	S	P	ERA	WHIP								
Kevin Gross, R ERA: 3.75 (1, 1)	5.0	L	27	5	4	4	3	7	1	0	0	2	0	56	109	7.20	2.400								
Joe Hesketh, L ERA: (6, 1)	1.0		5	2	0	0	0	0	1	0	0	0	0	9	16	0.00	2.000								
Bill Sampen, R ERA: (7, 1)	2.0		8	1	0	0	1	1	0	0	0	0	0	12	23	0.00	1.000								
Drew Hall, L ERA: 2.16 (9, 1)	1.0		3	0	0	0	2	0	0	0	0	0	0	9	12	0.00	0.000								

Philadelphia Phillies @ Montreal Expos
Olympic Stadium, Montreal, QB
Wed Apr 18 1990, 7:05 PM EDT
Att. 10,096 - Unknown - 70 F

livebaseballscorecards.com

AB	33
R	4
H	8
RBI	4
BB	10
SO	6
LOB	23



Batter	1	2	3	4	5	6	7	8	9	AB	R	H	RBI	BB	SO	LOB
Delino DeShields, L (1, 4) OBP: 0.488, SLG: 0.526	0-0 F8 E G3 1B	4-2 BB		2-0 FC5-4 1B		4-0 FC4-6 BB		2-3 K		3	1	2	0	2	1	0
Marquis Grissom, R (1, 8) OBP: 0.237, SLG: 0.314	1-0 F8 1-3	1-3 K		0-0 FC5-4 1-2f		2-3 K		0-0 G1-3		5	0	0	0	0	2	7
Tim Raines, S (1, 7) OBP: 0.308, SLG: 0.294	1-0 G3 3-H	0-0 L7		0-0 P5		1-0 FC4-6 1-2f 2-3 3-H		1-1 G5-3		5	0	0	2	0	0	5
Tim Wallach, R (1, 5) OBP: 0.368, SLG: 0.412 Tom Foley, L (5, 5)	2-2 BB 1B		2-1 1B	1-3 K 1-2		1-0 CS 1-2	1-1 G4-3	0-0 F8		3	1	2	0	0	1	1
Andres Galarraga, R (1, 3) OBP: 0.395, SLG: 0.276	4-0 1B 1-2 BB		0-3 K		1-0 G5-3		1-3 K			3	0	0	0	1	2	1
Larry Walker, L (1, 9) OBP: 0.353, SLG: 0.296	1-0 1-3 2-H 1B		2-1 S 1-3 1B		1-3 K		1-1 2B			4	0	3	1	0	1	0
Nelson Santovenia, R (1, 2) OBP: 0.192, SLG: 0.333	1-0 G6-3		2-3 K		1-0 G6-3		1-2 P3			4	0	0	0	0	1	5
Spike Owen, S (1, 6) OBP: 0.364, SLG: 0.600		1-2 2B		4-0 FC6-4 IBB		4-2 BB FC4-6 BB		0-1 G4-3		2	1	1	0	2	0	0
Kevin Gross, R (1, 1) OBP: 0.250, SLG: 0.500 Joe Hesketh, R (6, 1) Mike Aldrete, L (6, PH) OBP: 0.750, SLG: 0.667 Bill Sampen, R (7, 1) Wallace Johnson, S (8, PH) OBP: 0.333, SLG: 0.333 Drew Hall, L (9, 1)		1-0 B3		0-0 FC6-4		1-0 FC4-6 BB 1-2 1B		2-1 G4-3		2	0	0	0	0	0	4

Inning Stats	R: 2	H: 3	E: 1	LOB: 2	K: 0	BB: 1	S: 8	P: 18	R: 0	H: 1	E: 0	LOB: 2	K: 1	BB: 1	S: 10	P: 17	R: 0	H: 2	E: 0	LOB: 3	K: 2	BB: 1	S: 11	P: 21	R: 0	H: 1	E: 0	LOB: 1	K: 1	BB: 0	S: 6	P: 9	R: 0	H: 0	E: 0	LOB: 0	K: 1	BB: 0	S: 8	P: 11	R: 1	H: 1	E: 0	LOB: 1	K: 1	BB: 2	S: 8	P: 21	R: 0	H: 1	E: 0	LOB: 1	K: 1	BB: 0	S: 11	P: 15	R: 0	H: 0	E: 0	LOB: 0	K: 1	BB: 0	S: 7	P: 11	R: 0	H: 0	E: 0	LOB: 0	K: 0	BB: 0	S: 4	P: 5	1B: 7	SF: 0	2B: 2	SAC: 0	3B: 0	DP: 0	HR: 0	HBP: 0	WP: 0	PA: 41
PITCHER	IP	WLS	BF	H	R	ER	SO	BB	IBB	HBP	BLK	WP	HR	S	P	ERA	WHIP																																																																	
Ken Howell, R (1, 1) ERA: 4.26	7.0	W	34	9	3	3	7	4	1	0	0	0	0	62	112	3.86	1.857																																																																	
Roger McDowell, R (8, 1) ERA: 12.46	2.0	S	6	0	0	0	1	0	0	0	0	0	0	11	16	0.00	0.000																																																																	

BOTTOM

Philadelphia Phillies @ Montreal Expos
Olympic Stadium, Montreal, QB
Wed Apr 18 1990, 7:05 PM EDT
Att: 10,096 - Unknown - 70 F

livebaseballscores.com

AB	35
R	3
H	9
RBI	3
BB	5
SO	8
LOB	23



Batter	1	2	3	4	5	6	7	8	9	AB R H RBI BB SO LOB	TOP
Delino DeShields, L OBP: 0.479, SLG: 0.512 (1, 4) X	0-0 G6-4-3 BLK 1B		2-3 K		1-0 CS 1B		1-3 K		2-1 L8	5 1 2 0 0 2 2	
Marquis Grissom, R OBP: 0.262, SLG: 0.359 (1, 8) B F X	1-1 G6-4-3 1-2 1B			1-3 K	3-0 CS 1-2	2-2 F9 2B	0-3 K			4 1 2 0 0 2 1	
Tim Raines, S OBP: 0.302, SLG: 0.289 (1, 7) X	0-0 G6-4-3 1-2f 2-3			0-0 2B 1B		0-1 F9 2-3		1-1 P3		4 1 1 0 0 0 3	
Tim Wallach, R OBP: 0.381, SLG: 0.474 (1, 5) B F S B C	2-3 K 3-H			0-0 1B 1-H FC3-6 2B		0-2 2B 3-H		1-1 P2		4 1 2 2 0 1 0	
Andres Galarraga, R OBP: 0.429, SLG: 0.313 (1, 3) B X		1-0 G6-4-3 1B		1-2 FC3-6 2-3 1B		4-0 FC6-4 IBB		2-3 K		3 0 2 0 1 1 0	
Larry Walker, L OBP: 0.342, SLG: 0.323 (1, 9) X		0-0 P2		0-1 FC3-6 1-2f 3-H		1-3 K		0-1 E 2B		4 1 1 1 0 1 4	
Nelson Santovenia, R OBP: 0.167, SLG: 0.286 (1, 2) B F C B X		2-2 G6-4-3 1-2f		2-1 F8		0-0 FC6-4 1-2f		1-3 K		4 0 0 0 0 1 5	
Spike Owen, S OBP: 0.351, SLG: 0.588 (1, 6) B X			1-0 P3		1-1 G5-3		2-2 SH1-4 2B		1-1 E6 2-H	4 0 1 0 0 0 0	
Dennis Martinez, R (1, 1) X			0-0 L9		0-3 K		1-0 SH1-4		1-3 K	3 0 0 0 0 2 1	
Inning Stats	R: 1 E: 0 K: 1 S: 7 H: 2 LOB: 0 BB: 0 P: 10	R: 0 E: 0 K: 0 S: 6 H: 1 LOB: 0 BB: 0 P: 9	R: 0 E: 0 K: 1 S: 5 H: 0 LOB: 0 BB: 0 P: 8	R: 2 E: 0 K: 1 S: 12 H: 3 LOB: 1 BB: 0 P: 16	R: 0 E: 0 K: 1 S: 6 H: 1 LOB: 0 BB: 0 P: 11	R: 1 E: 0 K: 1 S: 13 H: 2 LOB: 2 BB: 1 P: 20	R: 0 E: 0 K: 2 S: 13 H: 1 LOB: 1 BB: 0 P: 17	R: 0 E: 0 K: 1 S: 8 H: 0 LOB: 0 BB: 0 P: 12	R: 1 E: 1 K: 2 S: 13 H: 1 LOB: 1 BB: 0 P: 18	1B: 6 2B: 5 3B: 0 HR: 0 SF: 0 SAC: 1 DP: 2 HBP: 0	WP: 0 PB: 0 SB: 0 CS: 1 PA: 38
PITCHER	IP WLS BF H R ER SO BB IBB HBP BLK WP HR S P ERA WHIP										
Bruce Ruffin, L ERA: 2.79 (1, 1)	6.0 L 25 9 4 4 5 0 1 0 1 0 0 49 74 6.00 1.500										
Don Carman, L ERA: (7, 1)	2.0 7 1 0 0 3 0 0 0 0 0 0 21 29 0.00 0.500										
Chuck McElroy, L ERA: (9, 1)	1.0 5 1 1 0 2 0 0 0 0 0 0 13 18 0.00 1.000										

Montreal Expos @ Philadelphia Phillies
Veterans Stadium, Philadelphia, PA
Thu Apr 19 1990, 7:05 PM EDT
Att: 8,417 - Unknown - 57 F

livebaseballscorecards.com

AB	35
R	5
H	11
RBI	3
BB	1
SO	10
LOB	16



Batter	1	2	3	4	5	6	7	8	9	AB	R	H	RBI	BB	SO	LOB
Lenny Dykstra, L OBP: 0.455, SLG: 0.667 (1, 8)	1-3 K			0-3 K			4-2 E BB		0-1 F8	3	0	0	0	1	2	0
Tom Herr, S OBP: 0.405, SLG: 0.485 (1, 4)	0-0 G6-3			0-1 G6-3			0-0 E3		2-2 1B	4	0	1	0	0	0	1
Von Hayes, L OBP: 0.415, SLG: 0.355 Sii Campusano, R OBP: 0.188, SLG: 0.133 (1, 9) (8, 9)	1-2 L6			2-0 P6			0-3 K		0-2 F4	3 1	0 0	0 0	0 0	0 0	1 0	2 1
Carmelo Martinez, R OBP: 0.389, SLG: 0.154 (1, 3)		0-0 P4			0-0 F8		0-0 P6		3-3 K	4	0	0	0	0	1	3
John Kruk, L OBP: 0.258, SLG: 0.310 (1, 7)		0-1 G6-3			2-1 F8		0-1 G1-3			3	0	0	0	0	0	2
Dickie Thon, R OBP: 0.216, SLG: 0.171 (1, 6)		1-0 G6-3			1-1 G5-3			0-0 G6-3		3	0	0	0	0	0	0
Darren Daulton, L OBP: 0.308, SLG: 0.190 (1, 2)			1-2 P5			0-1 G4-3		2-1 G4-3 2B		3	0	1	0	0	0	0
Dave Hollins, S OBP: 0.250, SLG: 0.250 (1, 5)			1-3 K			1-2 F9		2-1 G4-3		3	0	0	0	0	1	1
Bruce Ruffin, S OBP: 0.333, SLG: 0.333 Curt Ford, L (6, PH) Don Carman, L (7, 1) Rod Booker, L OBP: 0.333, SLG: 0.200 Chuck McElroy, L (9, 1)			2-3 K			0-0 G4-3		1-3 K		1	0	0	0	0	1	0

Inning Stats	R: 0	H: 0	E: 0	K: 1	S: 7	R: 0	H: 0	E: 0	K: 0	S: 4	R: 0	H: 0	E: 0	K: 2	S: 11	R: 0	H: 0	E: 0	K: 1	S: 6	R: 0	H: 0	E: 0	K: 0	S: 5	R: 0	H: 0	E: 1	K: 1	S: 15	R: 0	H: 1	E: 0	K: 1	S: 8	R: 0	H: 1	E: 0	K: 1	S: 12	1B: 1	2B: 1	3B: 0	HR: 0	SF: 0	SAC: 0	DP: 0	HBP: 0	WP: 0	PA: 31
	0	0	0	1	7	0	0	0	0	4	0	0	0	0	11	0	0	0	0	0	6	0	0	0	0	5	0	0	1	1	15	0	1	0	1	8	0	1	0	12	1	1	0	0	0	0	0	0	31	

PITCHER	IP	WLS	BF	H	R	ER	SO	BB	IBB	HBP	BLK	WP	HR	S	P	ERA	WHIP
Dennis Martinez, R ERA: 2.25 (1, 1)	9.0	W	31	2	0	0	7	1	0	0	0	0	0	74	101	0.00	0.333

BOTTOM

Montreal Expos @ Philadelphia Phillies
Veterans Stadium, Philadelphia, PA

Thu Apr 19 1990, 7:05 PM EDT
Att. 8,417 - Unknown - 57 F

AB	30
R	0
H	2
RBI	0
BB	1
SO	7
LOB	11



Batter	1	2	3	4	5	6	7	8	9	AB R H RBI BB SO LOB	TOP		
Lenny Dykstra, L OBP: 0.462, SLG: 0.667 (1, 8)	2-1 4-3 ①		2-0 L9-5 2B		2-2 FC4-6 HBP			1-2 F9 ①		3 0 1 0 0 0 0	Philadelphia Phillies @ St. Louis Cardinals Busch Stadium, St. Louis, MO Fri Apr 20 1990, 7:05 PM CDT Att. 29,343 - Unknown - 69 F		
Tom Herr, S OBP: 0.366, SLG: 0.432 (1, 4)	0-2 L8 ②		0-1 L9-5 ②		0-0 FC4-6 ②			1-1 F8 ②		4 0 0 0 0 0 3			
Von Hayes, L OBP: 0.400, SLG: 0.429 (1, 9)	0-0 F8 ③		0-2 F9 ③		0-0 G4-3 ③			1-1 HR		4 1 1 1 0 0 2			
Ricky Jordan, R OBP: 0.262, SLG: 0.243 (1, 3)		0-0 E8 1B		0-1 5-3 ①				0-1 F7 ③		4 1 1 0 0 0 0			
John Kruk, L OBP: 0.286, SLG: 0.313 (1, 7)		0-0 G3 1B		4-1 BB				1-0 6-3 ①		3 1 1 1 1 1 0			
Dickie Thon, R OBP: 0.195, SLG: 0.154 (1, 6)		2-0 F6 ①		0-3 SAFE K				1-3 K ②		4 0 0 0 0 3 2			
Darren Daulton, L OBP: 0.267, SLG: 0.160 (1, 2)		3-1 G3 ②		1 SAFE 3-2 SAFE L7 ③				1-1 6-3 ③		4 0 0 0 0 0 2			
Charlie Hayes, R OBP: 0.306, SLG: 0.294 (1, 5)		0-0 1B			1-0 FC4-6 SH3-4 1B			0-0 6-3 ②		3 0 2 1 0 0 0			
Dennis Cook, L (1, 1)		2-2 5-3 ③		1 SAFE 1-0 SH3-4 ①				0-0 4-3 ③		2 0 0 0 0 0 1			
Inning Stats	R: 0 E: 0 K: 0 S: 7 H: 0 LOB: 0 BB: 0 P: 9	R: 2 E: 1 K: 0 S: 9 H: 3 LOB: 1 BB: 0 P: 16	R: 0 E: 0 K: 0 S: 6 H: 1 LOB: 0 BB: 0 P: 8	R: 0 E: 0 K: 1 S: 11 H: 0 LOB: 1 BB: 1 P: 18	R: 0 E: 0 K: 0 S: 6 H: 1 LOB: 2 BB: 0 P: 10	R: 0 E: 0 K: 2 S: 8 H: 0 LOB: 0 BB: 0 P: 10	R: 0 E: 0 K: 0 S: 4 H: 0 LOB: 0 BB: 0 P: 4	R: 1 E: 0 K: 0 S: 9 H: 1 LOB: 0 BB: 0 P: 12	R: 0 E: 0 K: 1 S: 6 H: 0 LOB: 0 BB: 0 P: 9	1B: 4 2B: 2 3B: 0 HR: 1 SF: 0 SAC: 1 DP: 1 HBP: 1		WP: 0 PB: 0 SB: 1 CS: 0 PA: 34	
PITCHER	IP WLS BF H R ER SO BB IBB HBP BLK WP HR S P ERA WHIP											PITCHER	IP WLS BF H R ER SO BB IBB HBP BLK WP HR S P ERA WHIP
Bryn Smith, R ERA: 3.79 (1, 1)	8.0 L 31 6 3 3 3 1 0 1 0 0 0 1 60 87 3.38 0.875												
Ricky Horton, L ERA: (9, 1)	1.0 3 0 0 0 1 0 0 0 0 0 0 0 6 9 0.00 0.000												

livebaseballscores.com

AB	31
R	3
H	6
RBI	3
BB	1
SO	4
LOB	10



Batter	1	2	3	4	5	6	7	8	9	AB R H RBI BB SO LOB
Vince Coleman, S (1, 7) OBP: 0.244, SLG: 0.231	4-2 BB		0-1 G5-3		2-1 F3			2-2 6-3		3 0 0 0 1 0 1
Willie McGee, S (1, 8) OBP: 0.380, SLG: 0.489	0-1 1-3		0-0 F9			0-0 4-3		2-3 K		4 0 0 0 0 1 1
Todd Zeile, R (1, 2) OBP: 0.318, SLG: 0.410	4-0 BB			2-1 F8 2B		3-1 F6		0-1 5-3		3 0 1 0 1 0 0
Pedro Guerrero, R (1, 3) OBP: 0.313, SLG: 0.364	2-2 F8		0-1 5-3		0-0 F8			2-1 2B		4 0 1 0 0 0 3
Terry Pendleton, S (1, 5) OBP: 0.271, SLG: 0.326	0-0 L4		1-2 F8		1-0 6-3			0-0 F7		4 0 0 0 0 0 4
Tom Brunansky, R (1, 9) OBP: 0.405, SLG: 0.444		1-0 P3	1-2 F8		3-2 F7			2-2 F8		4 0 0 0 0 0 2
José Oquendo, S (1, 4) OBP: 0.350, SLG: 0.324		1-0 F5		0-1 6-3		0-1 1B				3 0 1 0 0 0 0
Tim Jones, L (1, 6) OBP: 0.438, SLG: 0.250		0-0 4-3		4-1 SH1-4 BB		1-1 4-3				2 0 0 0 1 0 1
Bryn Smith, R (1, 1) OBP: 0.500, SLG: 0.500			1-3 K		0-0 SH1-4			0-1 F9		1 0 0 0 0 1 0
Dave Collins, S (8, PH) OBP: 0.375, SLG: 0.286										1 0 0 0 0 0 0
Ricky Horton, L (9, 1)										0 0 0 0 0 0 0

Inning Stats	R: 0	H: 0	E: 0	K: 0	S: 9	R: 0	H: 0	E: 0	K: 0	S: 3	R: 0	H: 0	E: 0	K: 1	S: 7	R: 0	H: 1	E: 0	K: 0	S: 11	R: 0	H: 0	E: 0	K: 0	S: 6	R: 0	H: 0	E: 0	K: 0	S: 4	R: 0	H: 1	E: 0	K: 0	S: 10	R: 0	H: 0	E: 0	K: 1	S: 12	R: 0	H: 1	E: 0	K: 0	S: 8	1B: 1	2B: 2	3B: 0	HR: 0	SF: 0	SAC: 1	DP: 0	HBP: 0	WP: 0	PA: 33
Dennis Cook, L (1, 1) ERA: 0.44	IP: 9.0	WLS: W	BF: 33	H: 3	R: 0	ER: 0	SO: 2	BB: 3	IBB: 0	HBP: 0	BLK: 0	WP: 0	HR: 0	S: 70	P: 109	ERA: 0.00	WHIP: 0.667																																						

BOTTOM

Philadelphia Phillies @ St. Louis Cardinals
 Busch Stadium, St. Louis, MO

Fri Apr 20 1990, 7:05 PM CDT
 Att: 29,343 - Unknown - 69 F

livebaseballscorecards.com

AB	29
R	0
H	3
RBI	0
BB	3
SO	2
LOB	12



Philadelphia Phillies @ St. Louis Cardinals
 Busch Stadium, St. Louis, MO

Sat Apr 21 1990, 7:05 PM CDT
 Att. 39,798 - Unknown - 69 F

livebaseballscorecards.com



WP: 0 PA: 51
 PB: 0
 SB: 1
 CS: 0

AB 49
 R 7
 H 19
 RBI 7
 BB 2
 SO 1
 LOB 30

Batter	1	2	3	4	5	6	7	8	9	10	AB	R	H	RBI	BB	SO	LOB								
Lenny Dykstra, L OBP: 0.469, SLG: 0.667	(1, 8) F8	(2, 2) 1B 2B 1B		(0, 1) G1-6-3		(0, 0) 6-3		(0, 0) 2B		(2, 2) S 1B	6	2	3	1	0	0	1								
Tom Herr, S OBP: 0.383, SLG: 0.452	(1, 4) BB	(1, 1) F8		(0, 0) 2B		(2, 1) 1B		(3, 2) G3		(1, 3) K	5	0	2	0	1	1	4								
Von Hayes, L OBP: 0.412, SLG: 0.425	(1, 9) F9	(3, 1) 2B 1B		(0, 2) 1-3		(1, 2) 5-3			(2, 2) 1B 1B FC3-2	(4, 0) 1B 1B	5	1	2	1	1	0	3								
Ricky Jordan, R OBP: 0.313, SLG: 0.326	(1, 3) L8	(3, 1) 2B		(1, 2) 4-3 E 1B		(1, 0) 5-3			(0, 0) FC3-2 1B	(0, 1) 1B	6	0	4	2	0	0	1								
John Kruk, L OBP: 0.293, SLG: 0.316		(1, 3) 1B		(0, 2) F5		(1, 1) 4-3			(3, 2) F8	(1, 0) 1B	6	1	2	1	0	0	5								
Charlie Hayes, R OBP: 0.333, SLG: 0.325		(1, 0) 4-3 1B 1B		(2, 1) E6 4-3		(0, 0) 1B			(0, 0) FC3-2 1B	(0, 0) F9	6	1	3	0	0	0	3								
Darren Daulton, L OBP: 0.265, SLG: 0.172		(0, 0) 1B 4-3 1B		(2, 0) 4-3		(1, 0) G3			(3, 2) FC3-2 FC5-4		4	1	1	1	0	0	3								
Jeff Parrett, R Curt Ford, L Roger McDowell, R		(0, 0) 1B 4-3 1B		(2, 0) 4-3		(1, 0) 5-3			(0, 0) 6-3		0	0	0	0	0	0	0								
Rod Booker, L Dickie Thon, R		(0, 0) 4-3 1B		(1, 0) 5-3		(0, 0) 6-3			(3, 1) FC5-4		2	0	0	0	0	0	2								
Terry Mulholland, R Don Garman, L Darrel Akerfelds, R Randy Ready, R Chuck McElroy, L Steve Lake, R		(1, 1) 1B		(0, 1) G1-6-3 1B		(1, 1) 5-3			(0, 1) F5		1	1	1	1	0	0	0								
Inning Stats	R: 0 E: 0 K: 0 S: 8	H: 0 LOB: 1 BB: 1 P: 14	R: 5 E: 0 K: 0 S: 17	H: 7 LOB: 2 BB: 0 P: 28	R: 0 E: 0 K: 0 S: 5	H: 0 LOB: 0 BB: 0 P: 7	R: 0 E: 0 K: 0 S: 8	H: 2 LOB: 1 BB: 0 P: 8	R: 0 E: 1 K: 0 S: 12	H: 1 LOB: 2 BB: 0 P: 18	R: 0 E: 0 K: 0 S: 9	H: 1 LOB: 1 BB: 0 P: 13	R: 0 E: 0 K: 0 S: 5	H: 1 LOB: 1 BB: 0 P: 8	R: 0 E: 0 K: 0 S: 7	H: 1 LOB: 1 BB: 0 P: 10	R: 0 E: 0 K: 0 S: 17	H: 3 LOB: 3 BB: 0 P: 28	R: 2 E: 0 K: 1 S: 12	H: 3 LOB: 2 BB: 1 P: 20	1B: 16 2B: 3 3B: 0 HR: 0	SF: 0 SAC: 0 DP: 1 HBP: 0	WP: 0 PB: 0 SB: 1 CS: 0	PA: 51	
PITCHER	IP	WLS	BF	H	R	ER	SO	BB	IBB	HBP	BLK	WP	HR	S	P	ERA	WHIP								
Jose DeLeon, R ERA: 3.97	(1, 1)	1.0	4	0	0	0	0	0	0	0	0	0	0	0	14	0.00	1.000								
Bob Tewksbury, R ERA: 6.43	(2, 1)	0.1	6	5	5	5	0	0	0	0	0	0	0	9	13	135.00	15.000								
Frank DiPino, L ERA: 3.0	(2, 1)	3.2	16	5	0	0	0	0	0	0	0	0	0	33	48	0.00	1.364								
Ricky Horton, L ERA:	(6, 1)	2.0	8	2	0	0	0	0	0	0	0	0	0	14	21	0.00	1.000								
John Costello, R ERA: 3.0	(8, 1)	1.0	4	1	0	0	0	0	0	0	0	0	0	7	10	0.00	1.000								
PITCHER	IP	WLS	BF	H	R	ER	SO	BB	IBB	HBP	BLK	WP	HR	S	P	ERA	WHIP								
Ken Dayley, L ERA:	(9, 1)	0.1	3	2	0	0	0	0	0	0	0	0	0	11	16	0.00	6.000								
Scott Terry, R ERA: 13.5	(9, 1)	1.2	10	4	2	2	1	0	1	0	0	0	0	18	32	10.80	2.400								

Batter	1	2	3	4	5	6	7	8	9	AB R H RBI BB SO LOB
Lenny Dykstra, L <small>OBP: 0.432, SLG: 0.629</small> (1, 8)	0-1 G4-3			3-2 F9		2-0 G4-3		1-3 K	1-1 2B	5 0 1 2 0 1 2
Randy Ready, R <small>OBP: 0.471, SLG: 0.545</small> Jeff Parrett, R (8, 1) Roger McDowell, R (9, 1)	1-1 P4			4-0 E BB		0-2 1B		1-1 HR	2-2 P2	3 1 2 3 1 0 0 1 0 0 0 0 0 1 0 0 0 0 0 0 0
Von Hayes, L <small>OBP: 0.393, SLG: 0.400</small> (1, 9)	1-3 K			0-1 F9		2-1 1B		1-0 B4-3	3-2 G4-3	5 0 1 0 0 1 2

Ricky Jordan, R <small>OBP: 0.327, SLG: 0.362</small> (1, 3)			1-0 G5-4-3 1B	0-0 E5		0-1 F8		1-0 2B		4 0 2 0 0 0 2
Carmelo Martinez, R <small>OBP: 0.333, SLG: 0.125</small> John Kruk, L <small>OBP: 0.310, SLG: 0.316</small> (8, PH) (8, 7)		1 SAFE X	0-0 F7	2-1 G6-3			2-3 K	4-0 FC5-4 IBB		3 0 0 0 0 1 3 0 0 0 0 1 0 0
Dickie Thon, R <small>OBP: 0.188, SLG: 0.196</small> (1, 6)		1 SAFE 1 B X	2-1 G5-4-3 1-2f		0-1 F7		3-2 3B	0-0 FC5-4 1-2f		4 0 1 0 0 0 3


Charlie Hayes, R <small>OBP: 0.304, SLG: 0.295</small> (1, 5)			1-3 K		2-1 G4-3		0-0 G5-3		2-0 F7	4 0 0 0 0 1 1
Steve Lake, R <small>OBP: 0.235, SLG: 0.250</small> Tom Herr, S <small>OBP: 0.375, SLG: 0.442</small> Darren Daulton, L <small>OBP: 0.286, SLG: 0.200</small> (7, 2) (7, 2)			1-0 G4-3		0-0 G6-3		1-1 F8		1-0 1B 2B 1B	2 0 0 0 0 0 0 1 0 0 0 0 0 1 1 1 1 0 0 0 0
Pat Combs, L <small>OBP: 0.200, SLG: 0.400</small> Dave Hollins, S <small>OBP: 0.333, SLG: 0.250</small> Rod Booker, L <small>OBP: 0.333, SLG: 0.250</small> (8, 4)			1-3 K			1-0 G4-3 1B 2B		4-0 HR BB	0-0 2B 1B	2 1 1 0 0 1 0 0 1 0 0 1 0 0 1 1 1 0 0 0 0

Inning Stats	R: 0 E: 0 K: 1 S: 10	H: 0 LOB: 0 BB: 0 P: 12	R: 0 E: 0 K: 0 S: 4	H: 1 LOB: 0 BB: 0 P: 7	R: 0 E: 0 K: 2 S: 7	H: 0 LOB: 0 BB: 0 P: 10	R: 0 E: 1 K: 0 S: 8	H: 0 LOB: 2 BB: 1 P: 17	R: 0 E: 0 K: 0 S: 5	H: 0 LOB: 0 BB: 0 P: 7	R: 1 E: 0 K: 0 S: 9	H: 3 LOB: 1 BB: 0 P: 14	R: 0 E: 0 K: 1 S: 11	H: 1 LOB: 1 BB: 0 P: 17	R: 2 E: 0 K: 1 S: 10	H: 2 LOB: 2 BB: 2 P: 22	R: 2 E: 0 K: 0 S: 12	H: 3 LOB: 1 BB: 0 P: 21	1B: 5 2B: 3 3B: 1 HR: 1	SF: 0 SAC: 0 DP: 1 HBP: 0	WP: 0 PB: 0 SB: 0 CS: 0	PA: 39
--------------	-------------------------------	----------------------------------	------------------------------	---------------------------------	------------------------------	----------------------------------	------------------------------	----------------------------------	------------------------------	---------------------------------	------------------------------	----------------------------------	-------------------------------	----------------------------------	-------------------------------	----------------------------------	-------------------------------	----------------------------------	----------------------------------	------------------------------------	----------------------------------	--------

PITCHER	IP	WLS	BF	H	R	ER	SO	BB	IBB	HBP	BLK	WP	HR	S	P	ERA	WHIP
Greg Mathews, L <small>ERA: 5.4</small> (1, 1)	7.0		26	5	1	1	4	1	0	0	0	0	0	54	84	1.29	0.857
Ricky Horton, L <small>ERA: 3.18</small> (8, 1)	0.2	L	4	1	2	2	1	1	0	0	0	0	1	8	15	27.00	3.000
John Costello, R <small>ERA: 6.23</small> (8, 1)	1.1		9	4	2	2	0	0	1	0	0	0	0	14	28	13.50	3.000

Philadelphia Phillies @ St. Louis Cardinals
Busch Stadium, St. Louis, MO
 Sun Apr 22 1990, 3:33 AM CDT
 Att: 36,819 - Unknown

AB	R	H	RBI	BB	SO	LOB	WP	PA
36	5	10	5	3	5	15	0	39



Batter	1	2	3	4	5	6	7	8	9	AB R H RBI BB SO LOB
--------	---	---	---	---	---	---	---	---	---	----------------------

Vince Coleman, S OBP: 0.294, SLG: 0.271 (1, 7)	2-3 K ①		3-2 F7 ②		0-2 S' BLK 1B ③			1-1 F7 1B ①	0-1 G6-3 ③	5 1 2 0 0 1 2
Ozzie Smith, S OBP: 0.273, SLG: 0.231 (1, 6)	3-1 G6-3 1B 2B		2-2 F8 ③		2-1 1B ③			1-2 F7 1-2 ① ②		4 1 2 1 0 0 1
Willie McGee, S OBP: 0.407, SLG: 0.500 (1, 8)	2-2 G6-3 ②			4-1 WP F8 BB				3-2 2B		3 0 1 0 1 0 2
Pedro Guerrero, R OBP: 0.298, SLG: 0.404 (1, 3)	1-0 FC6-4 1B			0-0 F8 1-2			1-0 F8 ①	1-3 K ③		4 0 1 1 0 1 2
Terry Pendleton, S OBP: 0.263, SLG: 0.294 (1, 5)	0-1 FC6-4 1-2f ③			0-0 L7 ②			1-0 F7 ②	0-2 BB 1B		4 1 1 0 0 0 2
Tom Brunansky, R OBP: 0.391, SLG: 0.382 (1, 9)		0-0 L7 ①		4-2 BB			1-0 F8 ③	2-1 F9 ①		3 0 0 0 1 0 1
José Oquendo, S OBP: 0.347, SLG: 0.293 (1, 4)		3-2 F4 ②		1-2 L5 ③			2-2 P5 ①	4-2 G4-3 1B 1-2 BB		3 0 0 0 1 0 2
Tom Pagnozzi, R OBP: 0.167, SLG: 0.167 Milt Thompson, L OBP: 0.261, SLG: 0.150 (1, 2) (9, PH)		0-1 G6-3 ③			2-1 G1-3 ①		3-2 F9 ②	0-1 G4-3 1B 1-2 2-H		3 0 0 0 0 0 0 1 0 1 1 0 0 0
Greg Mathews, R OBP: 0.333, SLG: 0.667 Dave Collins, S OBP: 0.333, SLG: 0.250 Ricky Horton, L (8, 1) John Costello, R (8, 1) Denny Walling, L OBP: 0.200, SLG: 0.200 (9, PH)			0-3 K ①		1-2 F9 ②		1-3 K ③	3-1 G4-3 ②		2 0 0 0 0 1 0 1 0 0 0 0 1 0 0 0 0 0 0 0 0 0 0 0 0 0 0 0 1 0 0 0 0 0 2

Inning Stats	R: 1 E: 0 K: 1 S: 15	H: 2 LOB: 1 BB: 0 P: 23	R: 0 E: 0 K: 0 S: 6	H: 0 LOB: 0 BB: 0 P: 9	R: 0 E: 0 K: 1 S: 12	H: 0 LOB: 0 BB: 0 P: 17	R: 0 E: 0 K: 0 S: 8	H: 0 LOB: 2 BB: 2 P: 17	R: 1 E: 0 K: 0 S: 11	H: 2 LOB: 1 BB: 0 P: 16	R: 0 E: 0 K: 0 S: 3	H: 0 LOB: 0 BB: 0 P: 6	R: 0 E: 0 K: 1 S: 10	H: 0 LOB: 0 BB: 0 P: 16	R: 0 E: 0 K: 1 S: 13	H: 2 LOB: 1 BB: 0 P: 19	R: 1 E: 0 K: 0 S: 13	H: 2 LOB: 2 BB: 1 P: 22	1B: 6 2B: 2 3B: 0 HR: 0	SF: 0 SAC: 0 DP: 0 HBP: 0
--------------	-------------------------------	----------------------------------	------------------------------	---------------------------------	-------------------------------	----------------------------------	------------------------------	----------------------------------	-------------------------------	----------------------------------	------------------------------	---------------------------------	-------------------------------	----------------------------------	-------------------------------	----------------------------------	-------------------------------	----------------------------------	----------------------------------	------------------------------------

PITCHER	IP	WLS	BF	H	R	ER	SO	BB	IBB	HBP	BLK	WP	HR	S	P	ERA	WHIP
Pat Combs, L ERA: 4.2 (1, 1)	7.0	W	27	4	2	2	3	2	0	0	1	1	0	65	104	2.57	0.857
Jeff Parrett, R ERA: 5.4 (8, 1)	1.1		7	3	1	1	1	1	0	0	0	0	0	20	32	6.75	3.000
Roger McDowell, R ERA: 9.0 (9, 1)	0.2	S	3	1	0	0	0	0	0	0	0	0	0	6	9	0.00	1.500

BOTTOM

Philadelphia Phillies @ St. Louis Cardinals
 Busch Stadium, St. Louis, MO
 Sun Apr 22 1990, 3:33 AM CDT
 Att. 36,819 - Unknown

livebaseballscores.com

AB	34
R	3
H	8
RBI	3
BB	3
SO	4
LOB	14



WP: 1	PA: 37
PB: 0	
SB: 1	
CS: 0	

Batter	1	2	3	4	5	6	7	8	9	AB R H RBI BB SO LOB	TOP											
Chris Sabo, R OBP: 0.456, SLG: 0.714 (1, 5)	F7 1-2		G4-3 WP 2B				F7 1-2		P2 1-0	5 1 2 0 0 0 2												
Barry Larkin, R OBP: 0.519, SLG: 0.563 (1, 6)	K 2-3		G4-3 2-3				G6-3 1-1		1B 1-2 2-H	5 0 1 1 0 1 2												
Paul O'Neill, L OBP: 0.383, SLG: 0.400 (1, 9)	G3-1 1-1		G3 2-0 3-H				SF8 G3-1 2B		F7 0-0	5 1 1 0 0 0 2												
Eric Davis, R OBP: 0.280, SLG: 0.349 (1, 8)										1 0 1 0 0 0 0												
Herm Winningham, L OBP: 0.200, SLG: 0.200 (3, 8)										3 0 1 0 0 0 1												
Todd Benzinger, S OBP: 0.429, SLG: 0.450 (1, 3)										3 0 2 1 0 1 1												
Hal Morris, L OBP: 0.333, SLG: 0.250 (1, 7)										4 0 1 0 0 0 4												
Joe Oliver, R OBP: 0.326, SLG: 0.289 (1, 2)										2 1 1 0 2 0 1												
Ron Oester, S OBP: 0.300, SLG: 0.300 (1, 4)										4 0 0 0 0 3 5												
Jose Rijo, R (1, 1)										1 0 0 0 0 0 1 0												
Mariano Duncan, R OBP: 0.486, SLG: 0.758 (5, PH)										1 0 0 0 0 0 0 0												
Tim Birtsas, L (5, 1)										0 0 0 0 0 0 0 0												
Ken Griffey, L OBP: 0.260, SLG: 0.250 (7, PH)										1 0 0 0 0 0 0 0												
Tim Laryna, R (7, 1)										0 0 0 0 0 0 0 0												
Rob Dibble, L (8, 1)										0 0 0 0 0 0 0 0												
Luis Quinones, S OBP: 0.600, SLG: 0.500 (9, PH)										1 0 1 0 0 0 0 0												
Inning Stats	R: 0 E: 0 K: 1 S: 11	H: 0 LOB: 0 BB: 0 P: 15	R: 0 E: 0 K: 2 S: 13	H: 1 LOB: 2 BB: 1 P: 24	R: 1 E: 0 K: 1 S: 6	H: 1 LOB: 0 BB: 0 P: 8	R: 0 E: 0 K: 0 S: 8	H: 1 LOB: 1 BB: 0 P: 13	R: 0 E: 0 K: 0 S: 6	H: 1 LOB: 1 BB: 0 P: 11	R: 1 E: 0 K: 1 S: 12	H: 2 LOB: 2 BB: 1 P: 22	R: 0 E: 0 K: 0 S: 7	H: 0 LOB: 0 BB: 0 P: 10	R: 0 E: 0 K: 0 S: 9	H: 2 LOB: 1 BB: 0 P: 12	R: 1 E: 0 K: 1 S: 11	H: 3 LOB: 2 BB: 0 P: 14	1B: 8 2B: 4 3B: 0 HR: 0	SF: 1 SAC: 0 DP: 1 HBP: 0	WP: 1 PB: 0 SB: 3 CS: 0	PA: 39
PITCHER	IP WLS BF H R ER SO BB IBB HBP BLK WP HR S P ERA WHIP																					
Ken Howell, R ERA: 3.86 (1, 1)	6.0 W 26 6 2 2 5 2 0 0 0 1 0 56 93 3.00 1.333																					
Jeff Parrett, R ERA: 5.02 (7, 1)	2.2 12 5 1 1 1 0 0 0 0 0 0 26 35 3.38 1.875																					
Roger McDowell, R ERA: 8.59 (9, 1)	0.1 S 1 0 0 0 0 0 0 0 0 0 0 1 1 0.00 0.000																					

Cincinnati Reds @ Philadelphia Phillies
Veterans Stadium, Philadelphia, PA
Tue Apr 24 1990, 7:05 PM EDT
Att: 19,161 - Unknown

livebaseballscorecards.com

AB	36
R	3
H	11
RBI	2
BB	2
SO	6
LOB	18



Batter	1	2	3	4	5	6	7	8	9
Lenny Dykstra, L OBP: 0.429, SLG: 0.600 (1, 8)	2-3 K	1-2 G3-1		0-0 2-H 1B		1 SAFE 0-0 P3		1-1 F8 1B	
Tom Herr, S OBP: 0.377, SLG: 0.438 (1, 4)	3-2 G3-1		1-0 1B HR 1B	1-0 F6		1 SAFE 1-1 1B		1 SAFE 1-1 F8 1-3 1B	
Von Hayes, L OBP: 0.410, SLG: 0.396 (1, 9)	4-2 1B 2B BB		1 SAFE 1 SAFE 1-0 1-3 1B		3-2 G4-3	0-2 G1		4-1 BB	
Ricky Jordan, R OBP: 0.333, SLG: 0.365 (1, 3)	1 SAFE 1 SAFE 1-0 1-2 2B 1B 1B		2-3 1-2 K		0-2 1B BB 1B		2-1 G1-3	2-3 K	
John Kruk, L OBP: 0.340, SLG: 0.442 Roger McDowell, R (9, 1)	2-1 1B 2B		1-0 HR		1-2 F9		0-1 CS 1B	1-0 L7	
Dickie Thon, R OBP: 0.231, SLG: 0.208 (1, 6)	1-2 2-3 3-H 1B		0-0 F8		4-1 1B BB		1 SAFE 4-2 1 SAFE 1-2 2B BB		
Darren Daulton, L OBP: 0.308, SLG: 0.265 (1, 2)	2-3 K			1-2 L4	1-0 1B BB		0-0 2B		
Charlie Hayes, R OBP: 0.320, SLG: 0.298 (1, 5)			1-0 G6-3	0-2 SH3 1B	2-2 G1-3		4-0 IBB		
Ken Howell, R Sili Campusano, R Jeff Parrett, R Carmelo Martinez, R (1, 1) (6, PH) (7, 1) (9, 7)			0-0 P3	0-0 SH3		3-2 1B 1B	1-1 G5-3		

AB	R	H	RBI	BB	SO	LOB
5	0	2	1	0	1	1
5	1	2	0	0	0	2
3	1	1	0	2	0	1
5	1	2	0	0	2	4
5	1	3	3	0	0	3
0	0	0	0	0	0	0
2	1	1	1	2	0	0
4	0	2	1	0	1	2
3	1	1	0	1	0	3
1	0	0	0	0	0	0
1	0	1	0	0	0	0
1	0	0	0	0	0	2
0	0	0	0	0	0	0

BOTTOM	
AB	35
R	6
H	15
RBI	6
BB	5
SO	4
LOB	18

Inning Stats	
R: 2	H: 3
E: 0	LOB: 2
K: 2	BB: 1
S: 17	P: 31
R: 0	H: 0
E: 0	LOB: 0
K: 0	BB: 0
S: 8	P: 10
R: 2	H: 3
E: 0	LOB: 0
K: 1	BB: 0
S: 7	P: 12
R: 1	H: 2
E: 0	LOB: 1
K: 0	BB: 0
S: 9	P: 11
R: 0	H: 2
E: 0	LOB: 3
K: 0	BB: 1
S: 14	P: 25
R: 0	H: 2
E: 0	LOB: 1
K: 0	BB: 0
S: 10	P: 14
R: 1	H: 2
E: 0	LOB: 2
K: 0	BB: 2
S: 9	P: 20
R: 0	H: 1
E: 0	LOB: 2
K: 1	BB: 1
S: 12	P: 20

PITCHER		IP	WLS	BF	H	R	ER	SO	BB	IBB	HBP	BLK	WP	HR	S	P	ERA	WHIP
Jose Rijo, R ERA: 6.0	(1, 1)	4.0	L	20	8	5	5	3	1	0	0	0	0	1	41	64	11.25	2.250
Tim Birtsas, L ERA:	(5, 1)	2.0		10	4	0	0	0	1	0	0	0	0	0	24	39	0.00	2.500
Tim Layana, R ERA: 3.0	(7, 1)	1.0		6	2	1	1	0	1	1	0	0	0	0	9	20	9.00	3.000
Rob Dibble, R ERA:	(8, 1)	1.0		5	1	0	0	1	1	0	0	0	0	0	12	20	0.00	2.000

PITCHER		IP	WLS	BF	H	R	ER	SO	BB	IBB	HBP	BLK	WP	HR	S	P	ERA	WHIP
WP: 0	PA: 41																	
PB: 0																		
SB: 1																		
CS: 1																		

Cincinnati Reds @ Philadelphia Phillies
Veterans Stadium, Philadelphia, PA
Tue Apr 24 1990, 7:05 PM EDT
Att. 19,161 - Unknown

livebaseballscorecards.com



Batter	1	2	3	4	5	6	7	8	9	AB R H RBI BB SO LOB	TOP											
Chris Sabo, R OBP: 0.492, SLG: 0.736 (1, 5)	0-0 L6-3 1B		2-2 F7		0-0 L8 1B	4-0 E FC1-5 SF8 BB		4-0 2B BB	0-0 G6-3 2B	4 3 3 0 2 0 0												
Billy Hatcher, R OBP: 0.386, SLG: 0.434 (1, 8) (5, 7)	1-0 L6-3 1-2		4-2 1B BB		0-0 1B 1B	1-0 FC1-5 SF8 IBB		0-0 S 2B 2B	0-0 G1-3	5 2 2 1 1 0 4												
Barry Larkin, R OBP: 0.500, SLG: 0.519 (1, 6)	0-1 F9		1-2 F9		1-0 L8 2-3	4-0 SF8 IBB		4-2 2B SF9 BB	0-1 G6-3 2-3	4 1 0 0 2 0 4												
Todd Benzinger, S OBP: 0.455, SLG: 0.500 (1, 3)		4-0 E HR BB	3-2 1-3 1B		1-1 1-3 3-H 1B 1B	3-2 SF8		1-1 1-3 3-H 2B 2B	1-2 G5-3	4 3 3 3 1 0 1												
Paul O'Neill, L OBP: 0.365, SLG: 0.378 (1, 9)		2-3 K	0-1 F8		0-1 2-H 3-H 1B 1B	2-3 K		2-1 L7		5 1 1 2 0 2 7												
Rolando Roomes, R OBP: 0.429, SLG: 0.429 Herm Winningham, L OBP: 0.125, SLG: 0.143 (1, 7) (5, PH) (5, 8)		3-2 E5 1-2 HR		0-0 1B	1-1 G3		0-0 P5	0-0 SF9 3-H		2 1 1 0 0 0 1 2 0 0 1 0 0 1												
Joe Oliver, R OBP: 0.333, SLG: 0.302 (1, 2)		3-1 P4		2-1 F9	3-1 2-H 1B		2-0 P3	0-1 1B 2-H		5 0 2 2 0 0 3												
Mariano Duncan, R OBP: 0.500, SLG: 0.842 (1, 4)		1-2 1-H 2-H HR		0-3 K	1-0 P9		0-0 2B	0-0 1-3 1B		5 1 3 3 0 1 2												
Rick Mahler, R OBP: 0.333, SLG: 0.333 Norm Charlton, S Randy Myers, L (1, 1) (6, 1) (9, 1)		1-1 G6-3		0-1 F9		0-0 FC1-5 BB 1B	0-1 G4	0-3 K		3 0 1 0 0 0 1 2 0 0 0 0 1 3 0 0 0 0 0 0 0												
Inning Stats	R: 0 E: 0 K: 0 S: 4	H: 1 LOB: 0 BB: 0 P: 5	R: 3 E: 1 K: 1 S: 13	H: 1 LOB: 0 BB: 1 P: 27	R: 0 E: 0 K: 1 S: 8	H: 1 LOB: 1 BB: 0 P: 10	R: 4 E: 0 K: 0 S: 12	H: 5 LOB: 1 BB: 0 P: 19	R: 1 E: 1 K: 1 S: 13	H: 1 LOB: 2 BB: 2 P: 27	R: 0 E: 0 K: 0 S: 5	H: 1 LOB: 1 BB: 0 P: 7	R: 4 E: 0 K: 1 S: 15	H: 4 LOB: 2 BB: 2 P: 26	R: 0 E: 0 K: 0 S: 7	H: 1 LOB: 1 BB: 0 P: 8	1B: 11 2B: 5 3B: 0 HR: 1	SF: 2 SAC: 0 DP: 1 HBP: 0	WP: 0 PA: 49 PB: 0 SB: 1 CS: 0			
PITCHER	IP WLS BF H R ER SO BB IBB HBP BLK WP HR S P ERA WHIP	IP WLS BF H R ER SO BB IBB HBP BLK WP HR S P ERA WHIP	IP WLS BF H R ER SO BB IBB HBP BLK WP HR S P ERA WHIP	IP WLS BF H R ER SO BB IBB HBP BLK WP HR S P ERA WHIP	IP WLS BF H R ER SO BB IBB HBP BLK WP HR S P ERA WHIP	IP WLS BF H R ER SO BB IBB HBP BLK WP HR S P ERA WHIP	IP WLS BF H R ER SO BB IBB HBP BLK WP HR S P ERA WHIP	IP WLS BF H R ER SO BB IBB HBP BLK WP HR S P ERA WHIP	IP WLS BF H R ER SO BB IBB HBP BLK WP HR S P ERA WHIP	IP WLS BF H R ER SO BB IBB HBP BLK WP HR S P ERA WHIP	IP WLS BF H R ER SO BB IBB HBP BLK WP HR S P ERA WHIP	IP WLS BF H R ER SO BB IBB HBP BLK WP HR S P ERA WHIP	IP WLS BF H R ER SO BB IBB HBP BLK WP HR S P ERA WHIP	IP WLS BF H R ER SO BB IBB HBP BLK WP HR S P ERA WHIP	IP WLS BF H R ER SO BB IBB HBP BLK WP HR S P ERA WHIP	IP WLS BF H R ER SO BB IBB HBP BLK WP HR S P ERA WHIP	IP WLS BF H R ER SO BB IBB HBP BLK WP HR S P ERA WHIP	IP WLS BF H R ER SO BB IBB HBP BLK WP HR S P ERA WHIP	IP WLS BF H R ER SO BB IBB HBP BLK WP HR S P ERA WHIP			
Bruce Ruffin, L ERA: 3.8 Darrel Akerfelds, R ERA: Todd Frohwirth, R ERA: 18.0 Don Carman, L ERA: Chuck McElroy, L ERA: 6.0 (1, 1) (5, 1) (6, 1) (6, 1) (7, 1)	4.1 L 23 8 7 4 2 2 0 0 0 0 1 49 78 8.31 2.308	0.2 3 1 0 0 0 0 0 0 0 0 0 0 5 10 0.00 1.500	0.1 4 1 1 1 0 1 1 0 0 0 0 0 2 11 27.00 6.000	0.2 2 0 0 0 1 0 0 0 0 0 0 0 11 16 0.00 0.000	2.0 13 5 4 4 4 1 2 0 0 0 0 0 20 33 18.00 3.500																	
PITCHER	IP WLS BF H R ER SO BB IBB HBP BLK WP HR S P ERA WHIP	IP WLS BF H R ER SO BB IBB HBP BLK WP HR S P ERA WHIP	IP WLS BF H R ER SO BB IBB HBP BLK WP HR S P ERA WHIP	IP WLS BF H R ER SO BB IBB HBP BLK WP HR S P ERA WHIP	IP WLS BF H R ER SO BB IBB HBP BLK WP HR S P ERA WHIP	IP WLS BF H R ER SO BB IBB HBP BLK WP HR S P ERA WHIP	IP WLS BF H R ER SO BB IBB HBP BLK WP HR S P ERA WHIP	IP WLS BF H R ER SO BB IBB HBP BLK WP HR S P ERA WHIP	IP WLS BF H R ER SO BB IBB HBP BLK WP HR S P ERA WHIP	IP WLS BF H R ER SO BB IBB HBP BLK WP HR S P ERA WHIP	IP WLS BF H R ER SO BB IBB HBP BLK WP HR S P ERA WHIP	IP WLS BF H R ER SO BB IBB HBP BLK WP HR S P ERA WHIP	IP WLS BF H R ER SO BB IBB HBP BLK WP HR S P ERA WHIP	IP WLS BF H R ER SO BB IBB HBP BLK WP HR S P ERA WHIP	IP WLS BF H R ER SO BB IBB HBP BLK WP HR S P ERA WHIP	IP WLS BF H R ER SO BB IBB HBP BLK WP HR S P ERA WHIP	IP WLS BF H R ER SO BB IBB HBP BLK WP HR S P ERA WHIP	IP WLS BF H R ER SO BB IBB HBP BLK WP HR S P ERA WHIP	IP WLS BF H R ER SO BB IBB HBP BLK WP HR S P ERA WHIP	IP WLS BF H R ER SO BB IBB HBP BLK WP HR S P ERA WHIP		
Brad Moore, R ERA: 3.38 (9, 1)	1.0 4 1 0 0 0 0 0 0 0 0 0 0 7 8 0.00 1.000																					

Cincinnati Reds @ Philadelphia Phillies
Veterans Stadium, Philadelphia, PA
Wed Apr 25 1990, 7:05 PM EDT
Att. 18,497 - Unknown

AB	41
R	12
H	16
RBI	12
BB	6
SO	4
LOB	27



Batter	1	2	3	4	5	6	7	8	9	AB	R	H	RBI	BB	SO	LOB
--------	---	---	---	---	---	---	---	---	---	----	---	---	-----	----	----	-----

Lenny Dykstra, L (1, 8) OBP: 0.404, SLG: 0.545	1-1 G4-3		2-2 P6		1-1 F7		4-1 1B BB		1-3 K	4	0	0	0	1	1	2
Tom Herr, S (1, 4) OBP: 0.362, SLG: 0.434	3-2 G4-3			0-1 1B SF8 2B	1-1 G4-6-3		3-3 K		2-1 F9	5	1	1	0	0	1	3
Von Hayes, L (1, 9) OBP: 0.439, SLG: 0.412	1-2 G5-3			1-0 1B 2B 1B		4-0 1B BB	1-1 1-2 1B		4-0 BB 1-2 1B BB	3	3	2	0	2	0	0
Ricky Jordan, R (1, 3) OBP: 0.339, SLG: 0.364		0-0 P3		1-1 SF8		0-1 BB BB 1B	0-3 K		4-2 1B 2B BB	3	1	1	1	1	1	2
John Kruk, L (1, 7) OBP: 0.327, SLG: 0.417		0-1 G1-3		1-1 F7		0-3 K	1-3 K		2-2 2B 1B	5	0	1	2	0	2	5
Dickie Thon, R (1, 6) OBP: 0.263, SLG: 0.250		4-2 PB BB		0-0 1-2 2B 1B		1-0 L6		1-3 K	2-1 1-3 2-H 3-H 2B	4	1	2	1	1	1	2
Darren Daulton, L (1, 2) OBP: 0.318, SLG: 0.289		1-1 G4-3		1-1 1-2 1-H 2-H 2B		4-1 BB BB	1-2 BB BB		3-3 K	4	0	1	2	1	2	3
Charlie Hayes, R (1, 5) OBP: 0.315, SLG: 0.280			2-2 L7	0-1 P3		4-0 BB	1-2 2-3 3-H BB		0-3 K	3	0	0	1	1	1	1
Bruce Ruffin, S Darrel Akerfeldt, R Dave Hollins, S Todd Pittenz, R Don Carman, L Randy Ready, R Chuck McElroy, L Brad Moore, R Carmelo Martinez, R			0-1 F7		4-2 BB BB	2-1 F9			4-2 BB BB 1B BB	1	0	0	0	0	0	0

BOTTOM

Cincinnati Reds @ Philadelphia Phillies
Veterans Stadium, Philadelphia, PA
Wed Apr 25 1990, 7:05 PM EDT
Att. 18,497 - Unknown

livebaseballscorecards.com

AB	33
R	7
H	8
RBI	7
BB	9
SO	9
LOB	21



Inning Stats	R: 0	H: 0	E: 0	K: 0	S: 9	R: 0	H: 0	E: 0	K: 0	S: 7	R: 0	H: 0	E: 0	K: 0	S: 9	R: 3	H: 4	E: 0	K: 0	S: 12	R: 0	H: 0	E: 0	K: 1	S: 9	R: 0	H: 1	E: 0	K: 3	S: 13	R: 0	H: 0	E: 0	K: 3	S: 9	R: 3	H: 2	E: 0	K: 2	S: 19	1B: 5	2B: 3	3B: 0	HR: 0	SF: 1	SAC: 0	DP: 1	HBP: 0	WP: 0	PA: 43
--------------	------	------	------	------	------	------	------	------	------	------	------	------	------	------	------	------	------	------	------	-------	------	------	------	------	------	------	------	------	------	-------	------	------	------	------	------	------	------	------	------	-------	-------	-------	-------	-------	-------	--------	-------	--------	-------	--------

PITCHER	IP	WLS	BF	H	R	ER	SO	BB	IBB	HBP	BLK	WP	HR	S	P	ERA	WHIP
Rick Mahler, R (1, 1) ERA: 5.68	5.0		22	5	4	4	0	3	0	0	0	0	0	46	74	7.20	1.600
Norm Charlton, L (6, 1) ERA: 1.8	3.0		13	1	0	0	7	3	0	0	0	0	0	29	50	0.00	1.333
Randy Myers, L (9, 1) ERA: 5.87	1.0		8	2	3	3	2	3	0	0	0	0	0	19	41	27.00	5.000

Batter	1	2	3	4	5	6	7	8	9	AB R H RBI BB SO LOB	TOP																									
Lenny Dykstra, L (1, 8) OBP: 0.404, SLG: 0.521	1-1 G4-3		3-2 G3-1		1-2 G4-3			1-0 HR	0-0 2B	4 2 1 1 0 0 2																										
Tom Herr, S (1, 4) OBP: 0.381, SLG: 0.517	2-0 HR		2-1 G6-3			1-1 L7		0-0 HR	3-1 2B	5 2 3 2 0 0 0																										
Von Hayes, L (1, 9) OBP: 0.437, SLG: 0.400	2-2 G5-3			2-3 K		2-2 G4-3		2-0 HR	4-0 IBB	4 1 1 0 0 1 0																										
Ricky Jordan, R (1, 3) OBP: 0.328, SLG: 0.351	1-0 G6-3			0-2 G1-3		3-1 FC4-6		1-1 HR	1-0 F8	2 0 0 0 0 0 0																										
Carmelo Martinez, R (4, 3) OBP: 0.400, SLG: 0.368										3 1 2 4 0 0 2																										
John Kruk, L (1, 7) OBP: 0.304, SLG: 0.385			2-3 K		0-3 K		0-0 FC4-6	0-0 G6-3		4 0 0 0 0 2 1																										
Charlie Hayes, R (1, 5) OBP: 0.310, SLG: 0.278			1-3 K			0-0 G6-3		0-2 CS	2-0 L9	4 0 1 0 0 1 0																										
Darren Daulton, L (1, 2) OBP: 0.333, SLG: 0.293			4-1 FC3-6			2-1 1B		1-3 K	1-0 G4-3	3 0 1 0 1 1 1																										
Rod Booker, L (1, 6) OBP: 0.385, SLG: 0.273			1-1 FC3-6			2-1 SAFE		2-3 K	4-2 SH3-4	3 1 1 0 1 1 1																										
Dennis Cook, L (1, 1)			2-3 K			0-3 K		0-1 L5	1-1 SH3-4	2 0 0 0 0 2 2																										
Curt Ford, L (8, PH)										0 0 0 0 0 0 0																										
Randy Ready, R (8, PH) OBP: 0.421, SLG: 0.462										1 0 0 0 0 0 0																										
Jeff Parrett, R (8, 1)										0 0 0 0 0 0 0																										
Inning Stats	R: 1 E: 0 K: 0 S: 7	H: 1 LOB: 0 BB: 0 P: 13	R: 0 E: 0 K: 2 S: 10	H: 0 LOB: 1 BB: 1 P: 18	R: 0 E: 0 K: 1 S: 9	H: 0 LOB: 0 BB: 0 P: 16	R: 0 E: 0 K: 2 S: 10	H: 0 LOB: 0 BB: 0 P: 12	R: 0 E: 0 K: 1 S: 11	H: 2 LOB: 2 BB: 0 P: 16	R: 0 E: 0 K: 0 S: 9	H: 1 LOB: 1 BB: 0 P: 15	R: 0 E: 0 K: 2 S: 9	H: 1 LOB: 0 BB: 0 P: 12	R: 4 E: 0 K: 0 S: 8	H: 3 LOB: 0 BB: 0 P: 14	R: 2 E: 0 K: 0 S: 9	H: 2 LOB: 2 BB: 2 P: 23	1B: 7 2B: 1 3B: 0 HR: 2	SF: 0 SAC: 1 DP: 0 HBP: 1	WP: 0 PB: 0 SB: 0 CS: 1	PA: 40														
PITCHER	IP WLS BF H R ER SO BB IBB HBP BLK WP HR S P ERA WHIP																																			
Marty Clary, R (1, 1) ERA: 3.65	7.0		26	5	1	1	8	1	0	0	0	0	1	65	102	1.29	0.857																			
Mike Stanton, L (8, 1) ERA: 18.0	0.1	L	4	2	3	3	0	0	0	1	0	0	0	4	7	81.00	6.000																			
Rick Luecken, R (8, 1) ERA: 7.45	1.1		9	3	3	3	0	1	1	0	0	0	1	12	28	20.25	3.000																			
Dwayne Henry, R (9, 1) ERA: 6.75	0.1		1	0	0	0	0	0	0	0	0	0	0	1	2	0.00	0.000																			

Philadelphia Phillies @ Atlanta Braves
Atlanta-Fulton County Stadium, Atlanta, GA

Fri Apr 27 1990, 7:05 PM EDT
Att. 12,598 - Unknown

livebaseballscorecards.com

AB	35
R	7
H	10
RBI	7
BB	3
SO	8
LOB	9



Batter	1	2	3	4	5	6	7	8	9	AB R H RBI BB SO LOB
Ron Gant, R OBP: 0.211, SLG: 0.235 (1, 8)	2-2 L7			2-2 P6	0-0 P4			1-0 G1-3		4 0 1 0 0 0 0
Mark Lemke, S OBP: 0.238, SLG: 0.300 (1, 4)	1-1 F9			1-2 P6		1-0 P3		1-2 G1-3		4 1 1 0 0 0 1
Lonnie Smith, R OBP: 0.316, SLG: 0.367 (1, 7)	0-0 F8			2-1 BB		3-2 F9		0-0 G6-3		4 0 1 1 0 0 1
Jim Presley, R OBP: 0.291, SLG: 0.370 (1, 5)			2-2 G6-3	0-1 P4		1-0 P3			0-0 F8	4 0 1 0 0 0 1
Dale Murphy, R OBP: 0.333, SLG: 0.429 (1, 9)			0-0 G6-3	4-2 BB		1-2 F8			2-0 F8	3 0 1 0 1 0 1
Jody Davis, R OBP: 0.105, SLG: 0.056 (1, 3)			2-0 G4-3	4-0 BB			0-1 F8		3-1 F8	3 0 0 0 1 0 1
Andres Thomas, R OBP: 0.154, SLG: 0.083 (1, 6)			2-3 K	1-2 P3			1-0 CS		1-2 E6	4 0 1 0 0 1 4
Greg Olson, R OBP: 0.286, SLG: 0.167 (1, 2)			2-1 F8		0-1 P6		1 SAFE 3-3 K		2-3 K	3 0 0 0 0 1 1
Mike Stanton, L (8, 1)										0 0 0 0 0 0 0
Rick Luecken, R (8, 1)										0 0 0 0 0 0 0
Dwayne Henry, R (9, 1)										0 0 0 0 0 0 0
Tommy Gregg, L (9, PH) OBP: 0.158, SLG: 0.059										1 0 0 0 0 1 2
Marty Clary, R (1, 1)										2 0 0 0 0 0 0
Ernie Whitt, L (8, 2)										1 0 0 0 0 0 0

Inning Stats	R: 0	H: 0	E: 0	LOB: 0	K: 0	BB: 0	S: 6	P: 9	R: 0	H: 0	E: 0	LOB: 0	K: 0	BB: 0	S: 5	P: 9	R: 0	H: 0	E: 0	LOB: 0	K: 1	BB: 0	S: 8	P: 12	R: 1	H: 2	E: 0	LOB: 3	K: 0	BB: 2	S: 16	P: 30	R: 0	H: 0	E: 0	LOB: 0	K: 0	BB: 0	S: 5	P: 5	R: 0	H: 1	E: 0	LOB: 1	K: 1	BB: 0	S: 11	P: 17	R: 0	H: 1	E: 0	LOB: 1	K: 1	BB: 0	S: 6	P: 10	R: 0	H: 1	E: 0	LOB: 1	K: 0	BB: 0	S: 11	P: 13	R: 0	H: 1	E: 1	LOB: 2	K: 1	BB: 0	S: 10	P: 18	1B: 4	SF: 0	2B: 3	SAC: 0	3B: 0	DP: 1	HR: 0	HBP: 0	WP: 0	PA: 35
--------------	------	------	------	--------	------	-------	------	------	------	------	------	--------	------	-------	------	------	------	------	------	--------	------	-------	------	-------	------	------	------	--------	------	-------	-------	-------	------	------	------	--------	------	-------	------	------	------	------	------	--------	------	-------	-------	-------	------	------	------	--------	------	-------	------	-------	------	------	------	--------	------	-------	-------	-------	------	------	------	--------	------	-------	-------	-------	-------	-------	-------	--------	-------	-------	-------	--------	-------	--------

PITCHER	IP	WLS	BF	H	R	ER	SO	BB	IBB	HBP	BLK	WP	HR	S	P	ERA	WHIP
Dennis Cook, L (1, 1) ERA: 0.66	7.0	W	26	4	1	1	2	2	0	0	0	0	0	57	92	1.29	0.857
Jeff Parrett, R (8, 1) ERA: 4.41	2.0		9	2	0	0	1	0	0	0	0	0	0	21	31	0.00	1.000

BOTTOM

Philadelphia Phillies @ Atlanta Braves
Atlanta-Fulton County Stadium, Atlanta, GA

livebaseballscorecards.com

AB	33
R	1
H	6
RBI	1
BB	2
SO	3
LOB	12



Fri Apr 27 1990, 7:05 PM EDT
Att. 12,598 - Unknown

Batter	1	2	3	4	5	6	7	8	9	AB	R	H	RBI	BB	SO	LOB
Ron Gant, R OBP: 0.261, SLG: 0.286 Joe Boever, R (9, 1)	0-0 BLK 2B 1B	1-2 P2			0-0 P4			1-2 CS 1B		4	1	2	0	0	0	3
Mark Lemke, S OBP: 0.200, SLG: 0.250 (1, 4)	2-1 F8 1-2		0-0 F8		2-1 L5-3 1-2			1-0 F8		4	0	0	0	0	0	4
Lonnie Smith, R OBP: 0.311, SLG: 0.358 (1, 7)	0-3 K		1-2 L7			0-1 1B 1B		2-0 CS 1-2	2-1 G6-3	4	0	1	0	0	1	1
Jim Presley, R OBP: 0.322, SLG: 0.414 (1, 5)	2-0 1B 2B		1-1 F8			2-0 G5-4-3 1B			1-1 G4-3 1B	4	0	3	1	0	0	0
Dale Murphy, R OBP: 0.345, SLG: 0.423 (1, 9)	2-2 1B			4-0 BB		0-0 G5-4-3 1-2			1-0 G4-3	3	0	1	0	1	0	2
Jody Davis, R OBP: 0.095, SLG: 0.050 Tommy Gregg, L OBP: 0.150, SLG: 0.056 (7, PH) (8, 3)	0-0 G1-3		2-2 G6-4-3 1-				1-2 G6-3			2	0	0	0	0	0	3
Andres Thomas, R OBP: 0.125, SLG: 0.067 (1, 6)		0-0 F8		1-0 G5-3			1-1 F9			3	0	0	0	0	0	0
Greg Olson, R OBP: 0.400, SLG: 0.375 (1, 2)		2-1 G6-3 2B			4-1 SH BB		2-0 G5-3			2	0	1	0	1	0	0
Tom Glavine, L OBP: 0.333, SLG: 0.500 Oddibe McDowell, L OBP: 0.240, SLG: 0.298 (8, PH) (9, 8)		0-1 G6-3			0-0 SH L5-3			0-0 G3		1	0	0	0	0	0	1

Inning Stats	R: 1	H: 3	E: 0	K: 1	S: 11	LOB: 2	BB: 0	P: 17	R: 0	H: 1	E: 0	K: 0	S: 8	LOB: 1	BB: 0	P: 11	R: 0	H: 0	E: 0	K: 0	S: 6	LOB: 0	BB: 0	P: 8	R: 0	H: 0	E: 0	K: 0	S: 5	LOB: 0	BB: 1	P: 12	R: 0	H: 0	E: 0	K: 0	S: 5	LOB: 1	BB: 1	P: 11	R: 0	H: 2	E: 0	K: 0	S: 4	LOB: 0	BB: 0	P: 6	R: 0	H: 0	E: 0	K: 0	S: 6	LOB: 0	BB: 0	P: 10	R: 0	H: 1	E: 0	K: 0	S: 5	LOB: 0	BB: 0	P: 9	R: 0	H: 1	E: 0	K: 0	S: 5	LOB: 0	BB: 0	P: 9
--------------	------	------	------	------	-------	--------	-------	-------	------	------	------	------	------	--------	-------	-------	------	------	------	------	------	--------	-------	------	------	------	------	------	------	--------	-------	-------	------	------	------	------	------	--------	-------	-------	------	------	------	------	------	--------	-------	------	------	------	------	------	------	--------	-------	-------	------	------	------	------	------	--------	-------	------	------	------	------	------	------	--------	-------	------

PITCHER	IP	WLS	BF	H	R	ER	SO	BB	IBB	HBP	BLK	WP	HR	S	P	ERA	WHIP
Terry Mulholland, L ERA: 4.66 (1, 1)	5.1		22	6	1	1	1	2	0	0	1	0	0	38	64	1.69	1.500
Darrel Akerfelds, R ERA: (6, 1)	1.2		4	0	0	0	0	0	0	0	0	0	0	7	11	0.00	0.000
Jeff Parrett, R ERA: 4.15 (8, 1)	1.0	W	3	1	0	0	0	0	0	0	0	0	0	5	9	0.00	1.000
Roger McDowell, R ERA: 7.56 (9, 1)	1.0	S	3	1	0	0	0	0	0	0	0	0	0	5	9	0.00	1.000

BOTTOM

Philadelphia Phillies @ Atlanta Braves
Atlanta-Fulton County Stadium, Atlanta, GA

Sat Apr 28 1990, 7:05 PM EDT
Att: 12,659 - Unknown - 75 F

AB	29
R	1
H	8
RBI	1
BB	2
SO	1
LOB	14

livebaseballscorecards.com



WP	PA	ERA	WHIP
0	33		

Philadelphia Phillies @ Atlanta Braves
 Atlanta-Fulton County Stadium, Atlanta, GA

Sun Apr 29 1990, 3:33 AM EDT
 Att. 11,966 - Sunny - 85 F

livebaseballscorecards.com

AB	31
R	1
H	6
RBI	1
BB	3
SO	5
LOB	11



WP:	0	PA:	34
PB:	0		
SB:	0		
CS:	0		

Batter	1	2	3	4	5	6	7	8	9	AB	R	H	RBI	BB	SO	LOB
Lenny Dykstra, L OBP: 0.373, SLG: 0.473 (1, 8)	4-3		F7		F7		L3			4	0	0	0	0	0	1
Tom Herr, S OBP: 0.366, SLG: 0.477 (1, 4)	2-1 1B		L4		F7			F8		4	1	1	0	0	0	0
Von Hayes, L OBP: 0.430, SLG: 0.403 (1, 9)	1-2 1B		K		FC6-4 BB			F7		3	0	1	0	1	1	0
Carmelo Martinez, R OBP: 0.364, SLG: 0.444 (1, 3)	2-2 1B				FC6-4			P8		4	0	1	1	0	1	1
John Kruk, L OBP: 0.300, SLG: 0.375 (1, 7)	0-0 G6-4-3							F7		4	0	1	0	0	0	2
Charlie Hayes, R OBP: 0.292, SLG: 0.279 (1, 5)			K		K			F9		4	0	0	0	0	2	1
Darren Daulton, L OBP: 0.346, SLG: 0.318 (1, 2)								F8		3	0	1	0	1	1	0
Dickie Thon, R OBP: 0.281, SLG: 0.259 (1, 6)								L3 1B		2	0	1	0	1	0	1
Pat Combs, L OBP: 0.143, SLG: 0.286 (1, 1)								P6		2	0	0	0	0	0	4
Curt Ford, L (7, PH)										1	0	0	0	0	0	1
Don Carman, L OBP: 1.000, SLG: 1.000 (7, 1)										0	0	0	0	0	0	0

Batter	1	2	3	4	5	6	7	8	9
Lenny Dykstra, L OBP: 0.373, SLG: 0.473 (1, 8)	0-1 4-3		0-1 F7		2-1 F7		0-0 L3		
Tom Herr, S OBP: 0.366, SLG: 0.477 (1, 4)	2-1 1B		2-2 L4		1-0 F7			1-1 F8	
Von Hayes, L OBP: 0.430, SLG: 0.403 (1, 9)	1-2 1B		2-3 K		4-1 FC6-4 BB			1-1 F7	
Carmelo Martinez, R OBP: 0.364, SLG: 0.444 (1, 3)	2-2 1B				0-0 FC6-4			3-2 P8	
John Kruk, L OBP: 0.300, SLG: 0.375 (1, 7)	0-0 G6-4-3							1-0 F7	
Charlie Hayes, R OBP: 0.292, SLG: 0.279 (1, 5)			1-3 K		1-3 K			0-2 F9	
Darren Daulton, L OBP: 0.346, SLG: 0.318 (1, 2)			4-1 BB		1-0 2B			3-3 K	
Dickie Thon, R OBP: 0.281, SLG: 0.259 (1, 6)			0-1 P3		4-0 IBB			2-1 L3 1B	
Pat Combs, L OBP: 0.143, SLG: 0.286 (1, 1)			0-1 5-3		1-0 4-3			1-0 P6	

Inning Stats	R: 1 E: 0 K: 0 S: 11	H: 3 LOB: 1 BB: 0 P: 16	R: 0 E: 0 K: 1 S: 10	H: 0 LOB: 1 BB: 1 P: 15	R: 0 E: 0 K: 1 S: 12	H: 0 LOB: 0 BB: 0 P: 16	R: 0 E: 0 K: 2 S: 12	H: 2 LOB: 3 BB: 1 P: 20	R: 0 E: 0 K: 0 S: 5	H: 0 LOB: 1 BB: 1 P: 12	R: 0 E: 0 K: 0 S: 11	H: 0 LOB: 0 BB: 0 P: 16	R: 0 E: 0 K: 0 S: 4	H: 1 LOB: 0 BB: 0 P: 7	R: 0 E: 0 K: 0 S: 7	H: 0 LOB: 0 BB: 0 P: 12	R: 0 E: 0 K: 1 S: 7	H: 0 LOB: 0 BB: 0 P: 11	1B: 5 2B: 2 3B: 0 HR: 0	SF: 0 SAC: 0 DP: 2 HBP: 0
--------------	-------------------------------	----------------------------------	-------------------------------	----------------------------------	-------------------------------	----------------------------------	-------------------------------	----------------------------------	------------------------------	----------------------------------	-------------------------------	----------------------------------	------------------------------	---------------------------------	------------------------------	----------------------------------	------------------------------	----------------------------------	----------------------------------	------------------------------------

PITCHER	Pete Smith, R (1, 1)	IP: 9.0	WLS: W	BF: 34	H: 6	R: 1	ER: 1	SO: 5	BB: 2	IBB: 1	HBP: 0	BLK: 0	WP: 0	HR: 0	S: 79	P: 125	ERA: 1.00	WHIP: 0.889
---------	----------------------	---------	--------	--------	------	------	-------	-------	-------	--------	--------	--------	-------	-------	-------	--------	-----------	-------------

PITCHER		IP	WLS	BF	H	R	ER	SO	BB	IBB	HBP	BLK	WP	HR	S	P	ERA	WHIP
---------	--	----	-----	----	---	---	----	----	----	-----	-----	-----	----	----	---	---	-----	------

Batter	1	2	3	4	5	6	7	8	9	AB	R	H	RBI	BB	SO	LOB
Ron Gant, R OBP: 0.259, SLG: 0.280 (1, 8)	1-1 SH5-3 1B		1-2 5-3		2-0 F8		0-0 P9			4	0	1	0	0	0	0
Mark Lemke, S OBP: 0.179, SLG: 0.222 (1, 5)	0-0 SH5-3 1-2		0-2 6-3		0-1 F8			1-0 1-3		3	0	0	0	0	0	0
Lonnie Smith, R OBP: 0.323, SLG: 0.345 (1, 7)	3-3 K			4-0 1B G3-1 BB		4-2 HR BB		3-1 F9		2	2	0	0	2	1	1
Jim Presley, R OBP: 0.333, SLG: 0.468 (1, 3)	0-1 5-3			2-2 G3-1 BB 1-3 1B		1-0 HR		2-1 F8		4	1	2	2	0	0	1
Dale Murphy, R OBP: 0.344, SLG: 0.407 (1, 9)		1-3 K		4-2 BB 1-2 BB		0-0 F9				2	0	0	0	1	1	0
Andres Thomas, R OBP: 0.105, SLG: 0.056 (1, 6)		1-3 K		1-3 K		0-1 1-3				3	0	0	0	0	2	3
Greg Olson, R OBP: 0.385, SLG: 0.364 (1, 2)		0-0 1B		0-2 G3-1 1-2 2-3 3-H		3-2 G3-1				3	0	1	1	0	0	2
Jeff Treadway, L OBP: 0.261, SLG: 0.283 (1, 4)		0-0 F8		0-0 4-3			3-2 3-1			3	0	0	0	0	0	3
Pete Smith, R OBP: 0.125, SLG: 0.125 (1, 1)			3-2 6-3		0-1 6-3		1-1 F8			3	0	0	0	0	0	0

Inning Stats	R: 0	H: 1	E: 0	LOB: 1	K: 1	S: 8	R: 0	H: 1	E: 0	LOB: 1	K: 2	S: 12	R: 0	H: 0	E: 0	LOB: 0	K: 0	S: 9	R: 1	H: 1	E: 0	LOB: 2	K: 1	S: 13	R: 0	H: 0	E: 0	LOB: 0	K: 0	S: 5	R: 2	H: 1	E: 0	LOB: 0	K: 0	S: 9	R: 0	H: 0	E: 0	LOB: 0	K: 0	S: 8	R: 0	H: 0	E: 0	LOB: 0	K: 0	S: 5	R: 0	H: 0	E: 0	LOB: 0	K: 0	S: 11	1B: 3	2B: 0	3B: 0	HR: 1	SF: 0	SAC: 1	DP: 0	HBP: 0	WP: 0	PA: 31
--------------	------	------	------	--------	------	------	------	------	------	--------	------	-------	------	------	------	--------	------	------	------	------	------	--------	------	-------	------	------	------	--------	------	------	------	------	------	--------	------	------	------	------	------	--------	------	------	------	------	------	--------	------	------	------	------	------	--------	------	-------	-------	-------	-------	-------	-------	--------	-------	--------	-------	--------


PITCHER	IP	WLS	BF	H	R	ER	SO	BB	IBB	HBP	BLK	WP	HR	S	P	ERA	WHIP
Pat Combs, L ERA: 4.29 (1, 1)	6.0	L	25	4	3	3	4	3	0	0	0	0	1	56	87	4.50	1.167
Don Carman, L ERA: (7, 1)	2.0		6	0	0	0	0	0	0	0	0	0	0	13	23	0.00	0.000

BOTTOM


Philadelphia Phillies @ Atlanta Braves
Atlanta-Fulton County Stadium, Atlanta, GA
 Sun Apr 29 1990, 3:33 AM EDT
 Att. 11,966 - Sunny - 85 F

livebaseballscorecards.com

AB	27
R	3
H	4
RBI	3
BB	3
SO	4
LOB	10



Batter	1	2	3	4	5	6	7	8	9	AB R H RBI BB SO LOB	TOP
--------	---	---	---	---	---	---	---	---	---	----------------------	-----

Lenny Dykstra, L OBP: 0.381, SLG: 0.466 (1, 8)	2-1 1B 1B		4-0 BB		0-0 G3			1-1 G6-3		3 1 1 0 1 0 1	
Tom Herr, S OBP: 0.360, SLG: 0.464 (1, 4)	0-1 1B 1-2 1B		2-1 G1-3			2-2 F7		0-1 G5-3		4 0 1 0 0 0 1	
Von Hayes, L OBP: 0.446, SLG: 0.406 (1, 9)	2-2 1B 1-2 2-H 1B			1-0 G4-3		4-1 FC6 BB		1-0 BB 1B HBP		2 1 1 1 1 0 0	
Ricky Jordan, R OBP: 0.324, SLG: 0.333 (1, 3)	0-3 K 2-3			2-2 G4-3		0-2 P6		4-0 1B 1-2 BB		3 0 0 0 1 1 3	
John Kruk, L OBP: 0.302, SLG: 0.362 Randy Ready, R OBP: 0.417, SLG: 0.500 (1, 7) (8, PH) (8, 7)	2-0 CS 1-2	0-1 L6		4-2 BB		0-0 FC6 1-2f		1-2 1-3 2-H 1B		2 0 0 0 1 0 1 1 0 1 1 0 0 0	
Dickie Thon, R OBP: 0.265, SLG: 0.242 (1, 6)			2-1 F7		1-1 G5-3		2-1 G5-3	0-1 P6		4 0 0 0 0 0 3	
Darren Daulton, L OBP: 0.357, SLG: 0.319 (1, 2)			2-3 K			4-0 FC6-4 BB			0-3 K	3 0 1 0 1 2 0	AB 30 R 2 H 5 RBI 2 BB 5 SO 9 LOB 13
Charlie Hayes, R OBP: 0.275, SLG: 0.262 (1, 5)					0-1 G1-3		0-0 FC6-4 1-2f		1-3 K	4 0 0 0 0 2 2	
Ken Howell, R Curt Ford, L Don Carman, L Darrel Akerfelds, R Chuck McElroy, L Jeff Parrett, R Dave Hollins, S OBP: 0.364, SLG: 0.222 (1, 1) (7, PH) (7, 1) (7, 1) (8, 1) (8, 1) (9, PH)					0-3 K		0-3 K		1-3 K	2 0 0 0 0 2 1 1 0 0 0 0 1 1 0 1 0 0 0 0 1 0	

Inning Stats	R: 1 E: 0 K: 1 S: 10	H: 3 LOB: 0 BB: 0 P: 16	R: 0 E: 0 K: 1 S: 7	H: 0 LOB: 0 BB: 0 P: 11	R: 0 E: 0 K: 1 S: 7	H: 0 LOB: 1 BB: 1 P: 13	R: 0 E: 0 K: 0 S: 8	H: 0 LOB: 1 BB: 1 P: 16	R: 0 E: 1 K: 1 S: 5	H: 0 LOB: 1 BB: 1 P: 9	R: 0 E: 0 K: 0 S: 8	H: 0 LOB: 1 BB: 1 P: 14	R: 0 E: 0 K: 2 S: 10	H: 1 LOB: 1 BB: 0 P: 14	R: 1 E: 0 K: 0 S: 9	H: 1 LOB: 2 BB: 1 P: 16	R: 0 E: 0 K: 3 S: 10	H: 0 LOB: 0 BB: 0 P: 12	1B: 5 2B: 0 3B: 0 HR: 0	SF: 0 SAC: 0 DP: 0 HBP: 1	WP: 0 PB: 0 SB: 0 CS: 1	PA: 37
--------------	-------------------------------	----------------------------------	------------------------------	----------------------------------	------------------------------	----------------------------------	------------------------------	----------------------------------	------------------------------	---------------------------------	------------------------------	----------------------------------	-------------------------------	----------------------------------	------------------------------	----------------------------------	-------------------------------	----------------------------------	----------------------------------	------------------------------------	----------------------------------	--------

PITCHER	IP	WLS	BF	H	R	ER	SO	BB	IBB	HBP	BLK	WP	HR	S	P	ERA	WHIP
Jose Rijo, R ERA: 3.94 (1, 1)	7.0	W	27	4	1	1	6	4	0	0	0	0	0	55	93	1.29	1.143
Norm Charlton, L ERA: 3.38 (8, 1)	0.2		4	0	1	1	0	1	0	1	0	0	0	4	10	13.50	1.500
Rob Dibble, R ERA: (8, 1)	1.1	S	5	1	0	0	3	0	0	0	0	0	0	15	18	0.00	0.750

Philadelphia Phillies @ Cincinnati Reds
Riverfront Stadium, Cincinnati, OH
Mon Apr 30 1990, 7:05 PM EDT
Att. 17,294 - Unknown - 65 F

livebaseballscorecards.com

Batter	1	2	3	4	5	6	7	8	9	AB	R	H	RBI	BB	SO	LOB
Herm Winningham, L (1, 8) OBP: 0.263, SLG: 0.278	1-3 K	3-3 K			1-0 G1-3		0-0 E1			4	0	0	0	0	2	1
Mariano Duncan, R (1, 4) OBP: 0.483, SLG: 0.776	3-2 E BB 1B		4-2 F8 HBP BB		0-3 K		0-0 P4			3	1	1	0	1	1	2
Barry Larkin, R (1, 6) OBP: 0.461, SLG: 0.446	4-1 SAFE 1B BB		1-2 F8 HBP		0-2 G5-3		2-1 F8			2	1	0	0	1	0	2
Todd Benzinger, S (1, 3) OBP: 0.408, SLG: 0.441	2-0 E3 1B FC4-6		1-0 F8		1-2 L7		0-1 G4-3			4	1	0	0	0	0	4
Paul O'Neill, L (1, 9) OBP: 0.388, SLG: 0.433	0-1 FC4-6 1B		4-0 L3 IBB		2-0 G4-3		3-1 3B 1B			3	1	2	2	1	0	0
Ken Griffey, L (1, 7) OBP: 0.222, SLG: 0.250	1-0 FC4-6		2-2 L3		1-1 F8		1-1 1B 3B			3	0	0	1	0	0	4
Billy Hatcher, R (8, PH) OBP: 0.373, SLG: 0.476	1-2f 3-H		1-2							1	1	1	1	0	0	0
Luis Quinones, S (1, 5) OBP: 0.455, SLG: 0.333	1-2 P6		1-0 G3		1-0 G3		3-3 K		1-0 G4-6-3 1B	4	0	1	1	0	1	1
Jeff Reed, L (1, 2) OBP: 0.143, SLG: 0.571			1-0 G3		2-0 G6-3		3-2 HR		0-0 G4-6-3 1-2f	4	1	1	1	0	0	1
Jose Rijo, R (1, 1)			0-1 G6-3		1-3 K		3-2 E 1B			2	0	0	0	0	1	0
Rolando Roomes, R (7, PH) OBP: 0.417, SLG: 0.667										1	0	1	0	0	0	0
Norm Charlton, S (8, 1)										0	0	0	0	0	0	0
Rob Dibble, L (8, 1)										0	0	0	0	0	0	0

Inning Stats	R: 3	H: 2	E: 1	LOB: 1	K: 1	S: 14	R: 0	H: 0	E: 0	LOB: 0	K: 1	S: 6	R: 0	H: 0	E: 0	LOB: 2	K: 0	S: 10	R: 0	H: 0	E: 0	LOB: 0	K: 1	S: 5	R: 0	H: 0	E: 0	LOB: 0	K: 1	S: 7	R: 0	H: 0	E: 0	LOB: 0	K: 0	S: 6	R: 1	H: 2	E: 1	LOB: 2	K: 1	S: 20	R: 2	H: 3	E: 0	LOB: 0	K: 0	S: 9	1B: 5	SF: 0	2B: 1	SAC: 0	3B: 1	DP: 2	HR: 1	HBP: 1	WP: 0	PA: 35
--------------	------	------	------	--------	------	-------	------	------	------	--------	------	------	------	------	------	--------	------	-------	------	------	------	--------	------	------	------	------	------	--------	------	------	------	------	------	--------	------	------	------	------	------	--------	------	-------	------	------	------	--------	------	------	-------	-------	-------	--------	-------	-------	-------	--------	-------	--------


PITCHER	IP	WLS	BF	H	R	ER	SO	BB	IBB	HBP	BLK	WP	HR	S	P	ERA	WHIP
Ken Howell, R (1, 1) ERA: 3.28	6.0	L	24	2	3	1	4	2	1	1	0	0	0	48	85	1.50	0.667
Don Carman, L (7, 1) ERA: 1.08	0.1		4	2	1	1	1	0	0	0	0	0	1	17	26	27.00	6.000
Darrel Akerfelds, R (7, 1) ERA:	1.0		3	0	0	0	0	0	0	0	0	0	0	5	7	0.00	0.000
Chuck McElroy, L (8, 1) ERA: 7.5	0.0		1	1	0	0	0	0	0	0	0	0	0	2	5	∞	∞
Jeff Parrett, R (8, 1) ERA: 4.5	0.2		3	2	2	2	0	0	0	0	0	0	0	5	6	27.00	3.000

BOTTOM

Philadelphia Phillies @ Cincinnati Reds
Riverfront Stadium, Cincinnati, OH

Mon Apr 30 1990, 7:05 PM EDT
Att: 17,294 - Unknown - 65 F

AB	31
R	6
H	7
RBI	6
BB	3
SO	5
LOB	15



PITCHER	IP	WLS	BF	H	R	ER	SO	BB	IBB	HBP	BLK	WP	HR	S	P	ERA	WHIP
---------	----	-----	----	---	---	----	----	----	-----	-----	-----	----	----	---	---	-----	------

Batter	1	2	3	4	5	6	7	8	9	AB R H RBI BB SO LOB	TOP																									
Lenny Dykstra, L OBP: 0.353, SLG: 0.429 (1, 8)	0-2 G6-3		0-0 G1-3		1-0 G4-3	3-2 G4-3		0-0 F9		5 0 0 0 0 0 4																										
Tom Herr, S OBP: 0.363, SLG: 0.473 (1, 4)	2-2 F8		0-0 2B		2-2 1B 1B		1-0 F8	0-3 K		5 1 2 0 0 1 2																										
Von Hayes, L OBP: 0.455, SLG: 0.478 (1, 9)	2-0 1B 2B		1-2 F9		3-2 1B 1B		1-2 HR		0-3 K	5 2 3 1 0 1 1																										
Carmelo Martinez, R OBP: 0.368, SLG: 0.438 (1, 3)	1-2 S 1B		1-3 K		1-1 1B		1-2 G6-3		2-1 F7	5 0 2 2 0 1 1																										
John Kruk, L OBP: 0.294, SLG: 0.397 Roger McDowell, R (9, 1)	3-2 G4-3			1-2 G3-1	1-3 K		3-2 HR		2-2 F7	5 1 1 1 0 1 3 0 0 0 0 0 0 0																										
Dickie Thon, R OBP: 0.264, SLG: 0.242 Jeff Parrett, R (7, 1)		1-2 F8		0-1 G5-3		1-2 FC1-5 1B		1-2 L9		4 0 1 0 0 0 0 0 0 0 0 0 0 0 0 0 0 0 0 0 0																										
Sil Campusano, R OBP: 0.222, SLG: 0.176 (9, 7)																																				
Darren Daulton, L OBP: 0.383, SLG: 0.360 (1, 2)		1-3 K		4-0 BB		0-0 FC1-5 1B			0-0 1B 2B	3 0 2 0 1 1 0	AB 39 R 4 H 12 RBI 4 BB 2 SO 8 LOB 19																									
Dave Hollins, S OBP: 0.400, SLG: 0.250 (1, 5)		4-2 BB		1-2 G3		1-3 K			2-1 1B	3 0 1 0 1 1 3																										
Bruce Ruffin, S OBP: 0.200, SLG: 0.200 Rod Booker, L OBP: 0.357, SLG: 0.250 (7, 6)		0-0 G4-3			1-3 K	0-0 FC1-5			2-3 K	3 0 0 0 0 1 3 1 0 0 0 0 1 2																										
Inning Stats	R: 1 E: 0 K: 0 S: 13	H: 2 LOB: 1 BB: 0 P: 21	R: 0 E: 0 K: 1 S: 11	H: 0 LOB: 1 BB: 1 P: 17	R: 0 E: 0 K: 1 S: 10	H: 1 LOB: 1 BB: 0 P: 12	R: 0 E: 0 K: 0 S: 8	H: 0 LOB: 1 BB: 1 P: 14	R: 1 E: 0 K: 2 S: 16	H: 3 LOB: 2 BB: 0 P: 25	R: 0 E: 0 K: 1 S: 14	H: 2 LOB: 2 BB: 0 P: 19	R: 2 E: 0 K: 0 S: 15	H: 2 LOB: 0 BB: 0 P: 22	R: 0 E: 0 K: 2 S: 10	H: 2 LOB: 2 BB: 0 P: 14	R: 0 E: 0 K: 1 S: 8	H: 0 LOB: 0 BB: 0 P: 12	1B: 7 2B: 3 3B: 0 HR: 2	SF: 0 SAC: 0 DP: 0 HBP: 0	WP: 0 PA: 41 PB: 0 SB: 1 CS: 0															
PITCHER	IP WLS BF H R ER SO BB IBB HBP BLK WP HR S P ERA WHIP																																			
Rick Mahler, R ERA: 5.17 (1, 1)	3.0		13	3	1	1	2	1	0	0	0	0	0	34	50	3.00	1.333																			
Tim Birtsas, L ERA: 2.7 (4, 1)	4.0	L	20	7	3	3	3	1	0	0	0	0	2	53	80	6.75	2.000																			
Norm Charlton, L ERA: 3.09 (8, 1)	1.0		5	2	0	0	2	0	0	0	0	0	0	10	14	0.00	2.000																			
Randy Myers, L ERA: 4.22 (9, 1)	1.0		3	0	0	0	1	0	0	0	0	0	0	8	12	0.00	0.000																			

Philadelphia Phillies @ Cincinnati Reds
Riverfront Stadium, Cincinnati, OH
Tue May 01 1990, 3:33 AM EDT
Att. 16,926 - Overcast - 49 F

livebaseballscorecards.com



Batter	1	2	3	4	5	6	7	8	9	AB	R	H	RBI	BB	SO	LOB
Chris Sabo, R OBP: 0.475, SLG: 0.691 (1, 5)	F9		F8				K			4	0	1	1	0	1	2
Billy Hatcher, R OBP: 0.352, SLG: 0.448 (1, 8)	G6-3			L8	L9		F7			4	0	0	0	0	0	2
Barry Larkin, R OBP: 0.438, SLG: 0.420 (1, 6)	G5-3			G6-3		F8		F8		4	0	0	0	0	0	0
Todd Benzinger, S OBP: 0.427, SLG: 0.476 (1, 3)		G1-6-3 1B		L9 2B		L9		L9 1B		4	0	3	0	0	0	0
Mariano Duncan, R OBP: 0.484, SLG: 0.769 (1, 4)		G1-6-3 1-2f		BB		2B		K		3	1	1	0	1	1	2
Paul O'Neill, L OBP: 0.361, SLG: 0.438 (1, 9)		F8		K		2B		K		4	0	1	1	0	2	3
Randy Myers, L (9, 1)										0	0	0	0	0	0	0
Rolando Roomes, R OBP: 0.333, SLG: 0.533 (1, 7)			G5-3		L8	G6-3			F8	3	0	0	0	0	0	1
Herm Winningham, L (9, PH) OBP: 0.250, SLG: 0.263										1	0	0	0	0	0	0
Joe Oliver, R OBP: 0.355, SLG: 0.315 (1, 2)			G4-3 BB		SH3 1B		L9		G6-3	2	1	1	0	1	0	0
Hal Morris, L (9, PH) OBP: 0.214, SLG: 0.154										1	0	0	0	0	0	0
Rick Mahler, R OBP: 0.286, SLG: 0.286 (1, 1)			G4-3		SH3				F7	1	0	0	0	0	0	1
Tim Birtsas, L (4, 1)										0	0	0	0	0	0	0
Luis Quinones, S (7, PH) OBP: 0.500, SLG: 0.400										1	0	1	0	0	0	0
Norm Charlton, S (8, 1)										0	0	0	0	0	0	0
Ken Griffey, L (9, 9) OBP: 0.200, SLG: 0.222										1	0	0	0	0	0	0

Inning Stats	R: 0	H: 0	R: 0	H: 1	R: 0	H: 0	R: 0	H: 1	R: 1	H: 2	R: 0	H: 1	R: 0	H: 1	R: 0	H: 0	R: 0	H: 1	R: 0	H: 0	1B: 5	SF: 0	WP: 0	PA: 36
	E: 0	LOB: 0	E: 0	LOB: 0	E: 0	LOB: 1	E: 0	LOB: 2	E: 0	LOB: 1	E: 0	LOB: 1	E: 0	LOB: 1	E: 0	LOB: 1	E: 0	LOB: 1	E: 0	LOB: 0	2B: 3 <td>SAC: 1 <td>PB: 0 <td></td> </td></td>	SAC: 1 <td>PB: 0 <td></td> </td>	PB: 0 <td></td>	
	K: 0	BB: 0	K: 0	BB: 0	K: 1	BB: 1	K: 1	BB: 1	K: 0	BB: 0	K: 1	BB: 0	K: 2	BB: 0	K: 0	BB: 0	K: 0	BB: 0	K: 1	BB: 0	3B: 0 <td>DP: 1 <td>SB: 0 <td></td> </td></td>	DP: 1 <td>SB: 0 <td></td> </td>	SB: 0 <td></td>	
	S: 5	P: 7	S: 8	P: 11	S: 5	P: 10	S: 8	P: 17	S: 10	P: 15	S: 12	P: 20	S: 9	P: 16	S: 8	P: 11	S: 9	P: 12	S: 9	P: 12	HR: 0 <td>HBP: 0 <td>CS: 0 <td></td> </td></td>	HBP: 0 <td>CS: 0 <td></td> </td>	CS: 0 <td></td>	


PITCHER	IP	WLS	BF	H	R	ER	SO	BB	IBB	HBP	BLK	WP	HR	S	P	ERA	WHIP
Bruce Ruffin, L (1, 1) ERA: 3.6	6.1	W	27	7	2	2	1	2	0	0	0	0	0	52	87	2.84	1.421
Jeff Parrett, R (7, 1) ERA: 4.12	1.2		6	1	0	0	3	0	0	0	0	0	0	13	20	0.00	0.600
Roger McDowell, R (9, 1) ERA: 6.75	1.0	S	3	0	0	0	0	0	0	0	0	0	0	9	12	0.00	0.000

BOTTOM

Philadelphia Phillies @ Cincinnati Reds
Riverfront Stadium, Cincinnati, OH

Tue May 01 1990, 3:33 AM EDT
Att. 16,926 - Overcast - 49 F

AB	33
R	2
H	8
RBI	2
BB	2
SO	4
LOB	11



PITCHER	IP	WLS	BF	H	R	ER	SO	BB	IBB	HBP	BLK	WP	HR	S	P	ERA	WHIP
Bruce Ruffin, L (1, 1) ERA: 3.6	6.1	W	27	7	2	2	1	2	0	0	0	0	0	52	87	2.84	1.421
Jeff Parrett, R (7, 1) ERA: 4.12	1.2		6	1	0	0	3	0	0	0	0	0	0	13	20	0.00	0.600
Roger McDowell, R (9, 1) ERA: 6.75	1.0	S	3	0	0	0	0	0	0	0	0	0	0	9	12	0.00	0.000

Batter	1	2	3	4	5	6	7	8	9	AB R H RBI BB SO LOB	TOP	
Gerald Young, S (1, 8) OBP: 0.222, SLG: 0.294	2-1 F8		2-2 G4-3	1-2 PO	2-2 P6			3-1 P6		4 0 0 0 0 0 1		
Craig Biggio, R (1, 2) OBP: 0.356, SLG: 0.329	1-1 F8		4-1 1B HR		2-1 F9			1-1 F8		2 1 0 0 1 0 0		
Alex Trevino, R (7, 2)			2-3 BB							1 0 0 0 0 0 0		
Bill Doran, S (1, 4) OBP: 0.303, SLG: 0.328	1-0 G5-3		1 SAFE 0-0 HR		2-1 P9			3-3 K		3 1 1 1 0 0 0		
Danny Darwin, R (6, 1)			1-2 HR							0 0 0 0 0 0 0		
Casey Candaele, S (7, 6) OBP: 0.267, SLG: 0.429			3-H 1B							1 0 0 0 0 1 0		
Glenn Davis, R (1, 3) OBP: 0.422, SLG: 0.662		0-1 G6-3	1-0 HR		1-2 P7			3-2 F8		3 1 1 3 0 0 0		
Franklin Stubbs, L (8, 3) OBP: 0.333, SLG: 0.590			1-H 2-H							1 0 0 0 0 0 0		
Glenn Wilson, R (1, 9) OBP: 0.250, SLG: 0.306		3-3 K	0-1 F8		1-0 F9			3-2 1B BB		4 0 1 0 0 1 0		
Eric Anthony, L (1, 7) OBP: 0.385, SLG: 0.273		2-1 1B		0-0 G3	2-2 L8			4-0 1B BB		3 0 1 0 1 0 0		
Ken Caminiti, S (1, 5) OBP: 0.316, SLG: 0.288		0-1 F8		1-0 L9			1-0 L7	1-2 1B		4 0 1 0 0 0 1		
Rafael Ramirez, R (1, 6) OBP: 0.278, SLG: 0.310			0-2 WP SH1 1B	0-1 1B	1-2 1B		1-2 G5-3	2-2 L9		3 1 2 0 0 0 0		
Juan Agosto, L (7, 1)										0 0 0 0 0 0 0		
Dan Schatzeder, L (8, 1)										0 0 0 0 0 0 0		
Ken Oberkfell, L (9, PH) OBP: 0.283, SLG: 0.235										1 0 0 0 0 0 3		
Jim Clancy, R (1, 1) OBP: 0.400, SLG: 0.400			1 SAFE 0-1 SH1	1-2 1B			0-3 K	1-3 K		1 0 1 0 0 0 0		
Xavier Hernandez, L (5, 1)										0 0 0 0 0 0 0		
Eric Yelding, R (5, 4) OBP: 0.261, SLG: 0.302										2 0 0 0 0 2 3		
Inning Stats	R: 0 E: 0 K: 0 S: 5 H: 0 LOB: 0 BB: 0 P: 9	R: 0 E: 0 K: 1 S: 10 H: 1 LOB: 1 BB: 0 P: 15	R: 4 E: 0 K: 0 S: 15 H: 3 LOB: 0 BB: 1 P: 22	R: 0 E: 0 K: 0 S: 9 H: 2 LOB: 1 BB: 0 P: 12	R: 0 E: 0 K: 0 S: 7 H: 0 LOB: 0 BB: 0 P: 13	R: 0 E: 0 K: 0 S: 8 H: 0 LOB: 0 BB: 0 P: 12	R: 0 E: 0 K: 1 S: 7 H: 0 LOB: 0 BB: 0 P: 9	R: 0 E: 0 K: 1 S: 7 H: 0 LOB: 0 BB: 0 P: 14	R: 0 E: 0 K: 1 S: 18 H: 2 LOB: 3 BB: 1 P: 32	1B: 7 2B: 0 3B: 0 HR: 1 SF: 0 SAC: 1 DP: 0 HBP: 0	WP: 1 PB: 0 SB: 0 CS: 0 PA: 37	
PITCHER	IP WLS BF H R ER SO BB IBB HBP BLK WP HR S P ERA WHIP											
Dennis Cook, L (1, 1) ERA: 1.57	7.0 W 27 6 4 4 2 1 0 0 0 1 1 61 92 5.14 1.000											
Darrel Akerfelds, R (8, 1) ERA:	1.0 3 0 0 0 1 0 0 0 0 0 0 7 14 0.00 0.000											
Chuck McElroy, L (9, 1) ERA: 6.43	1.0 6 2 0 0 1 1 0 0 0 0 0 18 32 0.00 3.000											

Houston Astros @ Philadelphia Phillies
Veterans Stadium, Philadelphia, PA
Wed May 02 1990, 7:05 PM EDT
Att. 15,196 - Unknown - 61 F

AB	33
R	4
H	8
RBI	4
BB	2
SO	4
LOB	8



BOTTOM

Houston Astros @ Philadelphia Phillies
Veterans Stadium, Philadelphia, PA

livebaseballscorecards.com

AB	39
R	14
H	20
RBI	13
BB	4
SO	3
LOB	16



WP	2	PA	47
PB	0		
SB	0		
CS	1		

Wed May 02 1990, 7:05 PM EDT
Att: 15,196 - Unknown - 61 F

AB	R	H	RBI	BB	SO	LOB	
4	2	2	0	0	0	1	
1	0	0	0	0	0	2	
4	2	4	5	1	0	0	
1	0	0	0	0	0	2	
3	1	0	0	2	0	3	
0	0	0	0	0	0	0	
5	2	3	1	0	1	4	
4	2	3	2	1	0	0	
3	1	2	3	0	0	0	
5	1	1	1	0	0	3	
0	0	0	0	0	0	0	
0	0	0	0	0	0	0	
5	1	2	1	0	2	1	
3	2	2	0	0	0	0	
1	0	1	0	0	0	0	
1B:	14	SF:	2	WP:	2	PA:	47
2B:	5	SAC:	1	PB:	0		
3B:	1	DP:	1	SB:	0		
HR:	0	HBP:	1	CS:	1		

Batter	1	2	3	4	5	6	7	8	9	AB	R	H	RBI	BB	SO	LOB				
Lenny Dykstra, L OBP: 0.370, SLG: 0.433 Sil Campusano, R OBP: 0.211, SLG: 0.167	2-2 F6		0-0 2B 1B	0-0 G4-3		0-2 1B HBP		0-0 P9		4	2	2	0	0	0	1				
Tom Herr, S OBP: 0.400, SLG: 0.538 Rod Booker, L OBP: 0.333, SLG: 0.231	4-2 BB		0-1 1B 2B	2-0 1B		1-1 2B 2B		1-2 G4-6-3		4	2	4	5	1	0	0				
Von Hayes, L OBP: 0.452, SLG: 0.458 Curt Ford, L	1-2 F7		4-0 1B 1B SF9 BB	1-1 L9		0-1 G3				3	1	0	0	2	0	3				
Carmelo Martinez, R OBP: 0.395, SLG: 0.514	3-3 K		0-0 SF9 1B			0-2 3B 2B				5	2	3	1	0	1	4				
John Kruk, L OBP: 0.329, SLG: 0.448		2-2 CS 1B	0-1 SF9 1B			0-0 SF8 3B		1-0 G6-3		4	2	3	2	1	0	0				
Dickie Thon, R OBP: 0.273, SLG: 0.261		1-2 1B	1-0 SF9			0-0 SF8		0-0 G6-3		3	1	2	3	0	0	0				
Darren Daulton, L OBP: 0.369, SLG: 0.345 Darrel Akerfelds, R Chuck McElroy, L		2-1 L9	1-2 P5			0-1 G4-3		0-0 E9 WP G2-3 1B		5	1	1	1	0	0	3				
Charlie Hayes, R OBP: 0.284, SLG: 0.271		2-3 K				0-3 K		1-1 G2-3		0	0	0	0	0	0	0				
Dennis Cook, L OBP: 0.182, SLG: 0.182 Steve Lake, R OBP: 0.286, SLG: 0.350			1-0 F7			0-0 SH2-4 1B		0-0 G4-6-3 1B		3	2	2	0	0	0	0				
										1	0	1	0	0	0	0				
Inning Stats	R: 0 E: 0 K: 1 S: 16	H: 0 LOB: 1 BB: 1 P: 26	R: 0 E: 0 K: 1 S: 12	H: 2 LOB: 1 BB: 0 P: 19	R: 3 E: 0 K: 0 S: 11	H: 4 LOB: 2 BB: 1 P: 18	R: 1 E: 0 K: 0 S: 6	H: 2 LOB: 1 BB: 0 P: 9	R: 2 E: 0 K: 1 S: 12	H: 2 LOB: 0 BB: 0 P: 12	R: 8 E: 1 K: 0 S: 26	H: 8 LOB: 3 BB: 2 P: 50	R: 0 E: 0 K: 0 S: 5	H: 0 LOB: 0 BB: 0 P: 6	R: 0 E: 0 K: 0 S: 7	H: 2 LOB: 1 BB: 0 P: 11	1B: 14 2B: 5 3B: 1 HR: 0	SF: 2 SAC: 1 DP: 1 HBP: 1	WP: 2 PB: 0 SB: 0 CS: 1	PA: 47

PITCHER	IP	WLS	BF	H	R	ER	SO	BB	IBB	HBP	BLK	WP	HR	S	P	ERA	WHIP
Jim Clancy, R ERA: 4.19	(1, 1)	4.0	L	23	10	6	6	2	2	0	0	0	0	50	77	13.50	3.000
Xavier Hernandez, R ERA: 10.29	(5, 1)	1.2		13	7	8	8	1	0	1	0	0	2	28	42	43.20	4.200
Danny Darwin, R ERA: 1.59	(6, 1)	0.1		4	1	0	0	0	0	1	1	0	0	5	15	0.00	3.000
Juan Agosto, L ERA: 0.63	(7, 1)	1.0		3	0	0	0	0	0	0	0	0	0	5	6	0.00	0.000
Dan Schatzeder, L ERA: 1.26	(8, 1)	1.0		4	2	0	0	0	0	0	0	0	0	7	11	0.00	2.000

Batter	1	2	3	4	5	6	7	8	9	AB R H RBI BB SO LOB	TOP																							
Bill Doran, S OBP: 0.309, SLG: 0.324 (1, 4)	4-1 FC5-2 1B BB	3-3 K			2-1 E6 G5-3		0-1 P4		1-2 FC6-4 1B	4 0 1 0 1 1 1																								
Rafael Ramirez, R OBP: 0.286, SLG: 0.307 (1, 6)	4-1 FC5-2 1B BB		3-2 G5-3		1-1 G5-3		2-2 WP 1B		2-2 FC6-4 1B	4 2 1 2 1 0 3																								
Craig Biggio, R OBP: 0.358, SLG: 0.333 (1, 2)	1-1 FC5-2 1B		1-0 G5-3		1-2 F7		3-2 F8		1-2 1B	5 2 2 1 0 0 2																								
Glenn Davis, R OBP: 0.432, SLG: 0.667 (1, 3)	0-1 FC5-2 1B		0-1 P6			2-2 G6-3 SF7 2B		4-2 G4-6-3 BB	1-1 BB 1B	4 2 2 1 1 0 3																								
Ken Caminiti, S OBP: 0.321, SLG: 0.295 (1, 5)	2-2 1B			1-0 F7		1-2 G6-3		0-3 K	1-2 BB 1B	5 1 2 3 0 1 2																								
Eric Anthony, L OBP: 0.412, SLG: 0.429 Casey Candaele, S OBP: 0.267, SLG: 0.429 (1, 7) (8, 7)	1-0 FC6-4 1B			1-0		0-0 SF7		1-1 G4-6-3	4-1 1B	3 0 2 1 0 0 1 0 0 0 0 0 0 0																								
Glenn Wilson, R OBP: 0.259, SLG: 0.312 (1, 9)	1-2 FC6-4			0-0 G1-3		1-0 F9			1-2 SH1-4 1B	5 1 2 2 0 0 3																								
Gerald Young, S OBP: 0.224, SLG: 0.292 (1, 8)			2-1 G5-3		3-2 G5-3		2-2 SH2-5-4 1B		SH1-4	4 1 1 0 0 0 3																								
Bill Gullickson, R OBP: 0.200, SLG: 0.200 Juan Agosto, L Dave Smith, R Eric Yelding, R Franklin Stubbs, L OBP: 0.281, SLG: 0.302 OBP: 0.349, SLG: 0.590 (1, 1) (8, 1) (8, 1) (8, 7) (9, PH) (9, 7)			1-2 F9		0-0 G5-3		0-1 SH2-5-4		4-2 FC6-4 1B BB	2 0 0 0 0 0 0 0 0 0 0 0 0 0 0 0 0 0 1 0 0 0 0 0 0 0 0 0 0 1 0 0 1 0 0																								
Inning Stats	R: 2 E: 0 K: 0 S: 14	H: 3 LOB: 2 BB: 2 P: 27	R: 0 E: 0 K: 1 S: 11	H: 0 LOB: 0 BB: 0 P: 17	R: 0 E: 0 K: 0 S: 6	H: 0 LOB: 0 BB: 0 P: 10	R: 0 E: 0 K: 0 S: 6	H: 1 LOB: 1 BB: 0 P: 11	R: 0 E: 1 K: 0 S: 9	H: 0 LOB: 1 BB: 0 P: 13	R: 1 E: 0 K: 0 S: 9	H: 1 LOB: 0 BB: 0 P: 13	R: 1 E: 0 K: 0 S: 14	H: 2 LOB: 1 BB: 0 P: 21	R: 0 E: 0 K: 1 S: 7	H: 0 LOB: 0 BB: 1 P: 12	R: 6 E: 0 K: 0 S: 25	H: 6 LOB: 2 BB: 2 P: 42	1B: 11 2B: 2 3B: 0 HR: 0	SF: 1 SAC: 2 DP: 1 HBP: 0	WP: 1 PB: 0 SB: 0 CS: 0	PA: 44												
PITCHER	IP WLS BF H R ER SO BB IBB HBP BLK WP HR S P ERA WHIP																			PITCHER	IP WLS BF H R ER SO BB IBB HBP BLK WP HR S P ERA WHIP													
Terry Mulholland, L ERA: 4.85 Darrel Akerfelds, R Don Carman, L ERA: 1.0 Jeff Parrett, R ERA: 6.64 Chuck McElroy, L ERA: 6.14	(1, 1) (7, 1) (8, 1) (9, 1) (9, 1)	6.2 0.2 0.2 0.2 0.1	L 3 1 9 2	29 0 0 5 1	7 0 0 5 0	4 0 0 6 0	4 0 0 6 0	1 1 0 2 0	2 0 0 0 0	0 0 0 0 0	0 0 0 0 0	0 1 0 0 0	0 8 2 21 4	106 15 3 37 5	5.40 0.00 0.00 81.00 0.00	1.350 1.500 0.000 10.500 3.000																		

Houston Astros @ Philadelphia Phillies
Veterans Stadium, Philadelphia, PA
Thu May 03 1990, 7:05 PM EDT
Att. 13,653 - Cloudy

livebaseballscorecards.com

AB	36
R	10
H	13
RBI	10
BB	5
SO	2
LOB	18



Batter	1	2	3	4	5	6	7	8	9	AB R H RBI BB SO LOB
Lenny Dykstra, L OBP: 0.410, SLG: 0.465 (1, 8)	2-1 2B 1B		4-2 BB		0-0 2-3 1B		1-1 1B		0-1 FC1-6 1B	4 1 4 0 1 0 0
Tom Herr, S OBP: 0.389, SLG: 0.518 (1, 4)	0-0 F8		0-1 L7		1-0 G3		1-0 G1-3		0-1 FC1-6 1B	5 0 1 1 0 0 5
Von Hayes, L OBP: 0.439, SLG: 0.455 (1, 9)	0-0 2B		2-3 K			2-3 K		1-0 G3	1-2 FC1-6 1B	5 0 1 1 0 2 3
Carmelo Martinez, R OBP: 0.375, SLG: 0.548 (1, 3)	2-2 F9			2-1 L9		1-1 L9		1-1 HR	0-2 F7	5 1 1 1 0 0 3
John Kruk, L OBP: 0.338, SLG: 0.443 (1, 7)	1-2 G6-3			0-0 G5-3		4-0 1B BB		1-1 WP 1B		3 0 1 0 1 0 1
Dickie Thon, R OBP: 0.279, SLG: 0.284 Darrel Akerfelds, R (7, 1) Don Carman, L OBP: 1.000, SLG: 1.000 Randy Ready, R OBP: 0.400, SLG: 0.474 Jeff Parrett, R (9, 1) Chuck McElroy, L (9, 1)			0-0 G4-3		1-0 G4-3		0-1 1B	2-1 F7		3 0 1 0 0 0 0 0 0 0 0 0 0 0 0 0 0 0 0 0 0 1 0 0 0 0 0 1 0 0 0 0 0 0 0 0 0 0 0 0 0 0
Darren Daulton, L OBP: 0.362, SLG: 0.328 (1, 2)			1-1 L9		4-0 1B G6-3 BB		1-2 G4-3	3-3 K		3 0 0 0 1 1 3
Charlie Hayes, R OBP: 0.269, SLG: 0.257 (1, 5)			0-3 K		0-0 F8		0-1 F9		1-2 F7	4 0 0 0 0 1 1
Terry Mulholland, R OBP: 0.333, SLG: 0.444 Rod Booker, L OBP: 0.353, SLG: 0.333 (7, 6)			1-3 K		0-2 G6-3		2-2 G4-3		1-2 1B 2B	2 0 0 0 0 1 1 2 1 1 0 0 0 0

Inning Stats	R: 1 E: 0 K: 0 S: 11	H: 2 LOB: 1 BB: 0 P: 16	R: 0 E: 0 K: 1 S: 6	H: 0 LOB: 0 BB: 0 P: 7	R: 0 E: 0 K: 2 S: 12	H: 0 LOB: 1 BB: 1 P: 18	R: 0 E: 0 K: 0 S: 4	H: 0 LOB: 0 BB: 0 P: 7	R: 0 E: 0 K: 0 S: 6	H: 1 LOB: 2 BB: 1 P: 11	R: 0 E: 0 K: 1 S: 10	H: 1 LOB: 2 BB: 1 P: 18	R: 0 E: 0 K: 0 S: 8	H: 1 LOB: 1 BB: 0 P: 12	R: 1 E: 0 K: 1 S: 10	H: 2 LOB: 1 BB: 0 P: 18	R: 1 E: 0 K: 0 S: 16	H: 3 LOB: 2 BB: 0 P: 19	1B: 7 2B: 2 3B: 0 HR: 1	SF: 0 SAC: 0 DP: 0 HBP: 0
--------------	-------------------------------	----------------------------------	------------------------------	---------------------------------	-------------------------------	----------------------------------	------------------------------	---------------------------------	------------------------------	----------------------------------	-------------------------------	----------------------------------	------------------------------	----------------------------------	-------------------------------	----------------------------------	-------------------------------	----------------------------------	----------------------------------	------------------------------------

PITCHER	IP	WLS	BF	H	R	ER	SO	BB	IBB	HBP	BLK	WP	HR	S	P	ERA	WHIP
Bill Gullickson, R ERA: 4.05 (1, 1)	7.1	W	31	6	2	2	4	3	0	0	0	0	1	60	94	2.46	1.227
Juan Agosto, L ERA: 0.63 (8, 1)	0.0		1	1	0	0	0	0	0	0	0	0	0	2	3	∞	∞
Dave Smith, R ERA: 1.29 (8, 1)	1.2	S	8	3	1	1	1	0	0	0	0	1	0	21	29	5.40	1.800

BOTTOM

Houston Astros @ Philadelphia Phillies
Veterans Stadium, Philadelphia, PA

Thu May 03 1990, 7:05 PM EDT
Att: 13,653 - Cloudy

AB	37
R	3
H	10
RBI	3
BB	3
SO	5
LOB	18

WP: 1 PA: 40
PB: 0
SB: 0
CS: 0



livebaseballscores.com

Batter	1	2	3	4	5	6	7	8	9	AB R H RBI BB SO LOB
--------	---	---	---	---	---	---	---	---	---	----------------------

Juan Samuel, R OBP: 0.298, SLG: 0.315 (1, 8)	3-2 G5-3	0-0 G5-3 1B		0-0 F8		3-2 F9 S 1B		2-3 K		5 0 2 0 0 1 2
---	-------------	-------------------	--	-----------	--	-------------------	--	----------	--	---------------

Willie Randolph, R OBP: 0.378, SLG: 0.392 (1, 4)	0-0 F8	2-1 G5-3		0-2 BB 1B		4-2 BB		0-0 G5-3		4 0 1 1 1 0 3
---	-----------	-------------	--	-----------------	--	-----------	--	-------------	--	---------------

Kal Daniels, L OBP: 0.481, SLG: 0.594 Jose Gonzalez, R OBP: 0.308, SLG: 0.182 (1, 7) (8, 7)	1-2 HR		1-2 G1-3	4-1 BB		2-2 L7		0-0 F9	3 1 1 1 1 0 2 1 0 0 0 0 0 0
--	-----------	--	-------------	-----------	--	-----------	--	-----------	--------------------------------

Eddie Murray, S OBP: 0.363, SLG: 0.456 (1, 3)	1-1 2B		1-2 G5-3	2-2 F9		1-1 F9		2-3 K	5 0 1 0 0 1 5
--	-----------	--	-------------	-----------	--	-----------	--	----------	---------------

Hubie Brooks, R OBP: 0.250, SLG: 0.394 (1, 9)	4-2 BB		2-1 G1-3		1-0 1B SH5-3 1B	3-3 K		0-0 F9	4 0 1 0 1 1 2
--	-----------	--	-------------	--	-----------------------	----------	--	-----------	---------------

Mike Sharperson, R OBP: 0.381, SLG: 0.368 (1, 5)	1-3 K			1-2 BB 1B	0-0 SH5-3		1-1 F9		3 1 1 0 0 1 2
---	----------	--	--	-----------------	--------------	--	-----------	--	---------------

Rick Dempsey, R OBP: 0.625, SLG: 0.500 (1, 2)		0-0 FC1-5 1B		4-2 1B BB	2-2 1B		3-2 P6		3 1 2 0 1 0 0
--	--	--------------------	--	-----------------	-----------	--	-----------	--	---------------

Alfredo Griffin, S OBP: 0.378, SLG: 0.407 (1, 6)		0-1 1B FC1-5 1B		0-3 K	1-2 P5		0-1 G6-3		4 0 1 0 0 1 4
---	--	-----------------------	--	----------	-----------	--	-------------	--	---------------

Ramon Martinez, R OBP: 0.111, SLG: 0.111 Mickey Hatcher, R OBP: 0.278, SLG: 0.235 Mike Hartley, R Chris Gwynn, L OBP: 0.235, SLG: 0.294 Ray Searage, L Tim Crews, R John Shelby, S OBP: 0.143, SLG: 0.143 Mike Munoz, L (1, 1) (4, PH) (4, 1) (5, PH) (5, 1) (6, 1) (8, PH) (8, 1)		0-2 FC1-5 1B		0-1 BB 1B	2-2 F8		2-1 P2		1 0 0 0 0 0 0 2 1 0 0 1 1 0 0 0 0 0 0 0 0 0 0 0 1 0 0 0 0 0 0 2 0 0 0 0 0 0 0 0 0 0 0 0 0 0 0 0 1 0 0 0 0 0 0 0 0 0 0 0 0 0 0 0
---	--	--------------------	--	-----------------	-----------	--	-----------	--	--

Inning Stats	R: 1 E: 0 K: 1 S: 15	H: 2 LOB: 2 BB: 1 P: 25	R: 0 E: 0 K: 0 S: 9	H: 3 LOB: 2 BB: 0 P: 11	R: 0 E: 0 K: 0 S: 9	H: 0 LOB: 0 BB: 0 P: 13	R: 2 E: 0 K: 1 S: 22	H: 3 LOB: 3 BB: 2 P: 33	R: 0 E: 0 K: 0 S: 13	H: 2 LOB: 2 BB: 0 P: 19	R: 0 E: 0 K: 1 S: 15	H: 1 LOB: 2 BB: 1 P: 28	R: 0 E: 0 K: 0 S: 8	H: 0 LOB: 0 BB: 0 P: 12	R: 0 E: 0 K: 1 S: 7	H: 0 LOB: 0 BB: 0 P: 11	R: 0 E: 0 K: 1 S: 6	H: 0 LOB: 0 BB: 0 P: 8	1B: 9 2B: 1 3B: 0 HR: 1	SF: 0 SAC: 1 DP: 1 HBP: 0	WP: 0 PB: 0 SB: 1 CS: 0	PA: 41
--------------	-------------------------------	----------------------------------	------------------------------	----------------------------------	------------------------------	----------------------------------	-------------------------------	----------------------------------	-------------------------------	----------------------------------	-------------------------------	----------------------------------	------------------------------	----------------------------------	------------------------------	----------------------------------	------------------------------	---------------------------------	----------------------------------	------------------------------------	----------------------------------	--------

PITCHER	IP	WLS	BF	H	R	ER	SO	BB	IBB	HBP	BLK	WP	HR	S	P	ERA	WHIP
Pat Combs, L ERA: 4.68 (1, 1)	4.0		23	9	3	3	2	3	0	0	0	0	1	56	84	6.75	3.000
Darrel Akerfelds, R ERA: (5, 1)	1.0		6	2	0	0	0	1	0	0	0	0	0	18	30	0.00	3.000
Don Carman, L ERA: 0.69 (6, 1)	4.0	W	12	0	0	0	3	0	0	0	0	0	0	30	46	0.00	0.000

TOP

Los Angeles Dodgers @ Philadelphia Phillies
Veterans Stadium, Philadelphia, PA
Fri May 04 1990, 3:33 AM EDT
Att: 8,926 - Unknown - 45 F

livebaseballscorecards.com

AB	R	H	RBI	BB	SO	LOB
36	3	11	3	4	5	24



Batter	1	2	3	4	5	6	7	8	9
Lenny Dykstra, L OBP: 0.422, SLG: 0.467 (1, 8)	4-2 BB 2B	1-3 K		3-3 K			2-1 1B S	3-1 1B G4-3	
Tom Herr, S OBP: 0.379, SLG: 0.511 (1, 4)	3-1 1B 2B G4-3		3-1 F9		2-2 G5-3		2-1 L8	0-2 1-2 G4-3	
Von Hayes, L OBP: 0.447, SLG: 0.494 (1, 9)	2-2 G4-3		2-0 HR		2-2 1B E4		4-0 1-2 2B BB	2-2 G5-3	
Ricky Jordan, R OBP: 0.333, SLG: 0.344 (1, 3)	0-2 1B 3B		1-3 K		1-2 1-2 E4		0-0 1-2 2B BB		
John Kruk, L OBP: 0.346, SLG: 0.466 (1, 7)	3-2 1H G6-3 3B		3-2 F7		2-0 F7		4-1 1-2 2B BB		
Dickie Thon, R OBP: 0.274, SLG: 0.276 (1, 6)	3-0 G6-3			2-3 K		1-3 K	0-1 1-3 2H 3-H 2B		
Darren Daulton, L OBP: 0.356, SLG: 0.311 (1, 2)	1-0 G4-3			3-3 K		3-0 F7	4-0 FC6-4 IBB		
Charlie Hayes, R OBP: 0.266, SLG: 0.256 (1, 5)		1-3 K		2-2 1B BB		0-1 G6-3	2-0 1-2f FC6-4		
Pat Combs, L OBP: 0.222, SLG: 0.250 Darrel Akerfelds, R OBP: 0.333, SLG: 0.333 (5, 1) (6, 1)		2-3 K		4-2 1-2 BB			1-3 K	3-2 G6-3	

AB	R	H	RBI	BB	SO	LOB
4	2	2	0	1	2	2
5	1	1	1	0	0	2
4	2	2	1	1	0	2
4	2	2	2	0	1	1
3	1	1	1	1	0	1
4	0	1	3	0	2	0
3	0	0	0	1	1	0
4	0	1	0	0	1	3
1	0	0	0	1	1	0
0	0	0	0	0	0	0
2	0	0	0	0	1	0

BOTTOM

Los Angeles Dodgers @ Philadelphia Phillies
Veterans Stadium, Philadelphia, PA
Fri May 04 1990, 3:33 AM EDT
Att. 8,926 - Unknown - 45 F

AB	34
R	8
H	10
RBI	8
BB	5
SO	9
LOB	11



1B:	6	SF:	0
2B:	2	SAC:	0
3B:	1	DP:	0
HR:	1	HBP:	0

WP:	0	PA:	39
PB:	0		
SB:	1		
CS:	0		

Inning Stats	R	H	E	K	S	R	H	E	K	S	R	H	E	K	S	R	H	E	K	S
Ramon Martinez, R ERA: 3.48 (1, 1)	3	4	0	14	5	0	5	0	4	1	0	0	0	0	0	0	0	0	0	0
Mike Hartley, R ERA: 3.0 (4, 1)	0	1	0	5	3	0	0	0	1	0	0	0	0	0	0	0	0	0	0	0
Ray Seavage, L ERA: 2.25 (5, 1)	0	1	0	4	0	0	0	0	0	0	0	0	0	0	0	0	0	0	0	0
Tim Crews, R ERA: 3.86 (6, 1)	0	3	0	12	3	0	3	0	2	1	0	0	0	0	0	0	0	0	0	0
Mike Munoz, L ERA: (8, 1)	0	1	0	4	0	0	0	0	0	0	0	0	0	0	0	0	0	0	0	0

PITCHER	IP	WLS	BF	H	R	ER	SO	BB	IBB	HBP	BLK	WP	HR	S	P	ERA	WHIP
Ramon Martinez, R ERA: 3.48 (1, 1)	3.0	L	14	4	5	5	4	1	0	0	0	0	1	38	67	15.00	1.667
Mike Hartley, R ERA: 3.0 (4, 1)	1.0		5	1	0	0	3	1	0	0	0	0	0	16	30	0.00	2.000
Ray Seavage, L ERA: 2.25 (5, 1)	1.0		4	1	0	0	0	0	0	0	0	0	0	11	18	0.00	1.000
Tim Crews, R ERA: 3.86 (6, 1)	2.0		12	3	3	3	2	2	1	0	0	0	0	18	41	13.50	2.500
Mike Munoz, L ERA: (8, 1)	1.0		4	1	0	0	0	0	0	0	0	0	0	12	20	0.00	1.000

Batter	1	2	3	4	5	6	7	8	9	AB R H RBI BB SO LOB	TOP											
Juan Samuel, R (1, 8) OBP: 0.287, SLG: 0.302	2-3 K	1-2 F9		2-1 FC4-6			0-0 G6-3			4 0 0 0 0 1 3	Los Angeles Dodgers @ Philadelphia Phillies Veterans Stadium, Philadelphia, PA Sat May 05 1990, 7:05 PM EDT Att. 25,290 - Unknown - 60 F											
Willie Randolph, R (1, 4) OBP: 0.372, SLG: 0.377	2-2 F9		0-0 G6-3		2-2 G1-5-3		4-2 BB			3 0 0 0 1 0 0												
Kal Daniels, L (1, 7) OBP: 0.458, SLG: 0.559	2-1 G4-3		3-3 K		3-2 G4-3		3-1 G6-3			4 0 0 0 0 1 1												
Jose Gonzalez, R (8, 7) OBP: 0.308, SLG: 0.182										0 0 0 0 0 0 0												
Eddie Murray, S (1, 3) OBP: 0.368, SLG: 0.468		1-0 WP HR 1B	2-1 WP 2B		1-1 F8		2-0 G3			4 1 2 0 0 0 0												
Hubie Brooks, R (1, 9) OBP: 0.250, SLG: 0.418		3-1 HR	1-1 G5-3		1-2 F9		2-2 G1-4-3			4 1 1 2 0 0 1												
Mike Scioscia, L (1, 2) OBP: 0.313, SLG: 0.463		3-1 HR		2-2 G4-3		0-0 G6-3 1B		2-1 L8		4 1 2 1 0 0 0												
Lenny Harris, L (1, 5) OBP: 0.283, SLG: 0.271		0-1 F9		1-2 1B 1B		2-1 G6-3		1-0 L9		4 0 1 0 0 0 1												
Alfredo Griffin, S (1, 6) OBP: 0.372, SLG: 0.412		0-0 WP 2B		1-1 F8		1-0 G5-3		0-0 G3		4 0 1 0 0 0 2												
Mike Morgan, R (1, 1) OBP: 0.200, SLG: 0.143		0-3 K		0-0 FC4-6 1B			1-3 K		0-0 G6-3	4 0 1 0 0 2 1												
Inning Stats	R: 0 E: 0 K: 1 S: 8	H: 0 LOB: 0 BB: 0 P: 14	R: 3 E: 0 K: 1 S: 15	H: 4 LOB: 1 BB: 0 P: 23	R: 0 E: 0 K: 1 S: 10	H: 1 LOB: 1 BB: 0 P: 16	R: 0 E: 0 K: 0 S: 11	H: 2 LOB: 2 BB: 0 P: 17	R: 0 E: 0 K: 0 S: 10	H: 0 LOB: 0 BB: 0 P: 16	R: 0 E: 0 K: 1 S: 7	H: 1 LOB: 1 BB: 0 P: 11	R: 0 E: 0 K: 1 S: 10	H: 0 LOB: 1 BB: 1 P: 18	R: 0 E: 0 K: 0 S: 6	H: 0 LOB: 0 BB: 0 P: 12	R: 0 E: 0 K: 0 S: 3	H: 0 LOB: 0 BB: 0 P: 4	1B: 4 2B: 2 3B: 0 HR: 2	SF: 0 SAC: 0 DP: 0 HBP: 0	WP: 3 PB: 0 SB: 0 CS: 0	PA: 36
PITCHER	IP WLS BF H R ER SO BB IBB HBP BLK WP HR S P ERA WHIP																					
Ken Howell, R (1, 1) ERA: 3.52	6.0 L 26 8 3 3 3 0 0 0 0 0 3 2 61 97 4.50 1.333																					
Jeff Parrett, R (7, 1) ERA: 6.04	2.0 7 0 0 0 1 1 0 0 0 0 0 0 16 30 0.00 0.500																					
Roger McDowell, R (9, 1) ERA: 6.1	1.0 3 0 0 0 0 0 0 0 0 0 0 0 3 4 0.00 0.000																					

livebaseballscorecards.com

AB	35
R	3
H	8
RBI	3
BB	1
SO	4
LOB	9



Batter	1	2	3	4	5	6	7	8	9	AB R H RBI BB SO LOB
Lenny Dykstra, L (1, 8) OBP: 0.437, SLG: 0.487	2-1 F8 BB HBP		1-3 K			2-0 G1-6-3 1B		3-2 2B		3 0 2 0 0 1 0
Tom Herr, S (1, 4) OBP: 0.374, SLG: 0.495	1 SAFE 1 SAFE 1 SAFE 1 SAFE 1 SAFE 1 SAFE 1 SAFE	4-2 B 1 SAFE 1 SAFE 1 SAFE 1 SAFE 1 SAFE	0-3 K			1-0 G1-6-3 1-2f		0-0 B2-3		3 0 0 0 1 1 2
Von Hayes, L (1, 9) OBP: 0.430, SLG: 0.471	0-0 F8				2-2 G4-3		1-1 F8		1-3 K	4 0 0 0 0 1 2
Ricky Jordan, R (1, 3) OBP: 0.342, SLG: 0.368	1-3 K				0-0 G6-3		0-0 1B		0-1 2B	4 0 2 0 0 1 2
John Kruk, L (1, 7) OBP: 0.341, SLG: 0.455	0-0 FC6-4 1-2f				1-1 G4-3		1-0 1B 1-3		3-2 L4	4 0 1 0 0 0 3
Dickie Thon, R (1, 6) OBP: 0.273, SLG: 0.275					1-3 K		0-2 1B 1-2		1-1 G4-3	4 0 1 0 0 1 1
Dave Hollins, S (1, 5) OBP: 0.333, SLG: 0.200					1-2 F8		0-0 L7			3 0 0 0 0 0 2
Steve Lake, R (1, 2) OBP: 0.261, SLG: 0.318					2-3 K				1-1 G4-3	2 0 0 0 0 1 0
Rod Booker, L (8, PH) OBP: 0.333, SLG: 0.313										1 0 0 0 0 0 0
Roger McDowell, R (9, 1)										0 0 0 0 0 0 0
Ken Howell, R (1, 1)										1 0 0 0 0 1 0
Curt Ford, L (6, PH)										1 0 0 0 0 0 0
Jeff Parrett, R (7, 1)										0 0 0 0 0 0 0
Darren Daulton, L (8, PH) OBP: 0.351, SLG: 0.306										1 0 0 0 0 0 0

Inning Stats	R: 0 E: 0 K: 1 S: 10	H: 0 LOB: 2 BB: 1 P: 17	R: 0 E: 0 K: 0 S: 9	H: 0 LOB: 0 BB: 0 P: 11	R: 0 E: 0 K: 3 S: 9	H: 0 LOB: 0 BB: 0 P: 11	R: 0 E: 0 K: 0 S: 6	H: 0 LOB: 0 BB: 0 P: 9	R: 0 E: 0 K: 2 S: 10	H: 0 LOB: 0 BB: 0 P: 14	R: 0 E: 0 K: 0 S: 4	H: 1 LOB: 0 BB: 0 P: 9	R: 0 E: 0 K: 0 S: 8	H: 3 LOB: 2 BB: 0 P: 10	R: 0 E: 0 K: 0 S: 7	H: 1 LOB: 1 BB: 0 P: 11	R: 0 E: 0 K: 1 S: 11	H: 1 LOB: 1 BB: 0 P: 16	1B: 4 2B: 2 3B: 0 HR: 0	SF: 0 SAC: 0 DP: 1 HBP: 1
--------------	-------------------------------	----------------------------------	------------------------------	----------------------------------	------------------------------	----------------------------------	------------------------------	---------------------------------	-------------------------------	----------------------------------	------------------------------	---------------------------------	------------------------------	----------------------------------	------------------------------	----------------------------------	-------------------------------	----------------------------------	----------------------------------	------------------------------------

PITCHER	IP	WLS	BF	H	R	ER	SO	BB	IBB	HBP	BLK	WP	HR	S	P	ERA	WHIP
Mike Morgan, R (1, 1) ERA: 1.4	9.0	W	33	6	0	0	7	1	0	1	0	0	0	74	108	0.00	0.778

BOTTOM

Los Angeles Dodgers @ Philadelphia Phillies
Veterans Stadium, Philadelphia, PA

Sat May 05 1990, 7:05 PM EDT
Att: 25,290 - Unknown - 60 F

livebaseballscorecards.com

AB	31
R	0
H	6
RBI	0
BB	1
SO	7
LOB	12



WP	PA
0	33
PB: 0	
SB: 0	
CS: 0	

Batter	1	2	3	4	5	6	7	8	9	AB R H RBI BB SO LOB	TOP																
Juan Samuel, R (1, 8) OBP: 0.292, SLG: 0.307	1-0 G4-3 S 1B		2-2 CS 1B		3-2 G6-3		1-2 G5-3		0-1 G6-3	5 0 2 0 0 0 0	Los Angeles Dodgers @ Philadelphia Phillies Veterans Stadium, Philadelphia, PA Sun May 06 1990, 7:05 PM EDT Att. 38,167 - Cloudy - 65 F																
Willie Randolph, R (1, 4) OBP: 0.374, SLG: 0.363	2-1 G4-3 1-3		1-2 CS 1-2	4-1 G5-3 2B BB		1-0 G6-3	4-1 BB	0-0 F9	3 1 0 0 2 0 1																		
Mike Sharperson, R (1, 5) OBP: 0.391, SLG: 0.350	4-0 G6-4-3 BB			1-0 F9		4-2 1B HR BB	0-3 K		2 1 0 0 2 1 2																		
Eddie Murray, S (1, 3) OBP: 0.364, SLG: 0.459	0-1 G6-4-3 1-2f			0-0 G5-3 1-2		1-2 HR 1B	1-1 P3		4 1 1 0 0 0 4																		
Hubie Brooks, R (1, 9) OBP: 0.269, SLG: 0.471		0-0 G6-3		1-1 3B 2B		1-2 HR 1-H 2-H		1-0 G6-4-3 1B	4 2 3 4 0 0 0																		
Jose Gonzalez, R (1, 7) OBP: 0.375, SLG: 0.500		3-1 F9		0-1 3B		3-2 2B S FC1-2-5		3-2 G6-4-3 1-2f	3 0 2 1 0 0 0 1 0 0 0 0 0 1																		
Chris Gwynn, L (8, PH) OBP: 0.222, SLG: 0.278				2-H 3B		1-2 FC1-2-5 FC5 2-H		4-2 BB	3 0 0 0 1 0 2																		
Mike Scioscia, L (1, 2) OBP: 0.310, SLG: 0.446		2-1 G4		0-0 F8		1-2 FC1-2-5 FC5 2-H			3 0 0 0 0 1 0 2																		
Alfredo Griffin, S (1, 6) OBP: 0.367, SLG: 0.398			0-0 G3		0-1 L9	1-2 HBP		0-1 G4-3	3 0 0 0 0 0 1																		
John Wetteland, R (1, 1) OBP: 0.263, SLG: 0.222			0-0 G6-3		0-2 F7	3-1 FC5 2-3f		2-2 G3	2 0 0 0 0 0 0 1 0 1 0 0 0 0 0 0																		
Mickey Hatcher, R (6, PH) OBP: 0.263, SLG: 0.222																											
Ray Searage, L (6, 1)																											
Mike Hartley, R (6, 1)																											
Mike Munoz, L (7, 1)																											
Tim Crews, R (7, 1)																											
Lenny Harris, L (7, 5) OBP: 0.278, SLG: 0.265																											
Inning Stats	R: 0 E: 0 K: 0 S: 5	H: 1 LOB: 1 BB: 1 P: 12	R: 0 E: 0 K: 0 S: 5	H: 0 LOB: 0 BB: 0 P: 10	R: 0 E: 0 K: 0 S: 7	H: 1 LOB: 0 BB: 0 P: 10	R: 2 E: 0 K: 0 S: 8	H: 2 LOB: 1 BB: 1 P: 14	R: 0 E: 0 K: 0 S: 8	H: 0 LOB: 0 BB: 0 P: 11	R: 3 E: 0 K: 0 S: 20	H: 3 LOB: 2 BB: 1 P: 35	R: 0 E: 0 K: 1 S: 9	H: 0 LOB: 1 BB: 1 P: 15	R: 0 E: 0 K: 0 S: 10	H: 1 LOB: 1 BB: 1 P: 18	R: 0 E: 0 K: 0 S: 7	H: 0 LOB: 0 BB: 0 P: 9	1B: 4 2B: 2 3B: 1 HR: 1	SF: 0 SAC: 0 DP: 2 HBP: 1	WP: 0 PB: 0 SB: 2 CS: 1	PA: 39					
PITCHER	IP WLS BF H R ER SO BB IBB HBP BLK WP HR S P ERA WHIP																										
Bruce Ruffin, L (1, 1) ERA: 4.33	5.1		24	7	5	5	0	3	0	0	0	0	1	46	80	8.44	1.875										
Don Carman, L (6, 1) ERA: 0.61	1.2	W	7	0	0	0	1	1	0	1	0	0	0	16	27	0.00	0.600										
Roger McDowell, R (8, 1) ERA: 5.11	2.0		7	1	0	0	0	1	0	0	0	0	0	17	27	0.00	1.000										

livebaseballscorecards.com

AB	32
R	5
H	8
RBI	5
BB	5
SO	1
LOB	13



Batter	1	2	3	4	5	6	7	8	9
Lenny Dykstra, L (1, 8) OBP: 0.435, SLG: 0.476	4-0 BB F7 BB		1-2 P5			3-2 G4-3	0-0 BB HR 1B	2-2 L3	
Tom Herr, S (1, 4) OBP: 0.359, SLG: 0.474	3-2 F7 SAFE SAFE 1-2		2-3 K			3-2 F8	2-3 K		
Von Hayes, L (1, 9) OBP: 0.450, SLG: 0.517	2-1 HR			4-0 S BB		3-1 1B 2B 1B	4-0 HR BB		
Ricky Jordan, R (1, 3) OBP: 0.350, SLG: 0.417	2-2 F8			2-0 SAFE L9		0-1 2B 1B	0-0 HR		
John Kruk, L (1, 7) OBP: 0.333, SLG: 0.443 Carmelo Martinez, R (6, PH) OBP: 0.400, SLG: 0.591 Roger McDowell, R (8, 1)		2-1 G4-3		3-3 SAFE K		2-2 1-H 3-H 2B	3-0 CS 1B		
Dickie Thon, R (1, 6) OBP: 0.283, SLG: 0.277		0-0 S 1B		0-2 L7		4-2 PO BB	3-3 K		
Darren Daulton, L (1, 2) OBP: 0.359, SLG: 0.333		3-3 SAFE K		1-2 P6		1-2 PO	1-1 2B 1B	2-2 G5-3 2B	
Charlie Hayes, R (1, 5) OBP: 0.267, SLG: 0.268		3-1 G4-3		1-3 K		1-3 K	0-1 1B 2B	2-2 G5-3	
Bruce Ruffin, S (1, 1) OBP: 0.167, SLG: 0.167 Don Carman, L (6, 1) OBP: 0.333, SLG: 0.333 Curt Ford, L (7, PH) Randy Ready, R (7, PH) OBP: 0.407, SLG: 0.476			1-3 K		1-3 K		2-2 BB HR 1B	2-3 K	

Inning Stats	R: 1 E: 0 K: 0 S: 9	H: 1 LOB: 0 BB: 1 P: 20	R: 0 E: 0 K: 1 S: 10	H: 1 LOB: 1 BB: 0 P: 18	R: 0 E: 0 K: 2 S: 12	H: 0 LOB: 0 BB: 0 P: 16	R: 0 E: 0 K: 1 S: 9	H: 0 LOB: 1 BB: 1 P: 18	R: 0 E: 0 K: 2 S: 11	H: 0 LOB: 0 BB: 0 P: 14	R: 2 E: 0 K: 0 S: 19	H: 3 LOB: 1 BB: 1 P: 35	R: 6 E: 0 K: 2 S: 20	H: 6 LOB: 1 BB: 1 P: 35	R: 0 E: 0 K: 1 S: 13	H: 1 LOB: 1 BB: 0 P: 21
--------------	------------------------------	----------------------------------	-------------------------------	----------------------------------	-------------------------------	----------------------------------	------------------------------	----------------------------------	-------------------------------	----------------------------------	-------------------------------	----------------------------------	-------------------------------	----------------------------------	-------------------------------	----------------------------------

AB	R	H	RBI	BB	SO	LOB
4	1	1	1	1	0	1
4	0	0	0	0	2	3
2	3	2	1	2	0	0
4	2	2	4	0	0	1
2	0	0	0	0	1	1
2	0	2	2	0	0	0
0	0	0	0	0	0	0
3	0	1	0	1	1	2
4	1	2	0	0	1	1
4	1	1	0	0	1	2
2	0	0	0	0	2	0
0	0	0	0	0	0	0
0	0	0	0	0	0	0
2	1	1	1	0	1	1

BOTTOM

Los Angeles Dodgers @ Philadelphia Phillies
Veterans Stadium, Philadelphia, PA

Sun May 06 1990, 7:05 PM EDT
Att: 38,167 - Cloudy - 65 F

AB	33
R	9
H	12
RBI	9
BB	4
SO	9
LOB	12



PITCHER	IP	WLS	BF	H	R	ER	SO	BB	IBB	HBP	BLK	WP	HR	S	P	ERA	WHIP
John Wetteland, R (1, 1) ERA: 7.62	5.0		18	2	1	1	6	2	0	0	0	0	1	51	86	1.80	0.800
Ray Searge, L (6, 1) ERA: 4.15	0.2		5	3	2	2	0	0	0	0	0	0	0	15	26	27.00	4.500
Mike Hartley, R (6, 1) ERA: 5.68	0.1		3	2	2	2	0	1	0	0	0	0	0	8	14	54.00	9.000
Mike Munoz, L (7, 1) ERA: 4.91	0.0	L	2	2	0	0	0	0	0	0	0	0	0	4	6	∞	∞
Tim Crews, R (7, 1) ERA: 4.5	2.0		9	3	4	4	3	1	0	0	0	0	1	25	45	18.00	2.000


WP	PA	3B	SF	SAC	DP	HBP
0	38	0	0	0	1	0

Batter	1	2	3	4	5	6	7	8	9	10	AB R H RBI BB SO LOB	TOP										
Lenny Dykstra, L OBP: 0.438, SLG: 0.477 (1, 8) B X	1-0 1B SF7 1B		0-0 G3-1 1		1-0 G4-6-3 1-2f 1 2		0-1 SH5-3 1-2		0-1 SH1-3 1B		4 1 2 0 0 0 1	Philadelphia Phillies @ Houston Astros Astrodome, Houston, TX Tue May 08 1990, 8:05 PM EDT Att: 12,909 - Unknown - 72 F										
Tom Herr, S OBP: 0.374, SLG: 0.480 (1, 4) C F B B X	2-2 2B 1-3 1B		3-2 S 1B		2-0 G4-3		4-2 BB 2-3		0-0 SH1-3 1-2		3 0 2 0 1 0 0											
Von Hayes, L OBP: 0.431, SLG: 0.495 (1, 9) C B C X	1-2 SF7 3-H		1-2 L7 1-2			2-2 L9		1-1 FC9-2 3-H		1-2 P2			4 0 0 1 0 0 4									
Ricky Jordan, R OBP: 0.353, SLG: 0.429 (1, 3) F X	0-1 F8 2		0-3 K 3			1-2 FC6-5 2B		1-0 BB SH1-4 1B		0-2 P4 3			5 0 2 0 0 1 3									
John Kruk, L OBP: 0.333, SLG: 0.451 Randy Ready, R OBP: 0.429, SLG: 0.500 (8, PH) (8, 7) B X	1-0 2B 1-3		1-3 K 1			1-1 E6 FC6-5 1B		2-1 SH1-4 1-2		2-2 E BLK E6 1B			3 1 1 0 0 1 1 1 0 1 0 0 0 0									
Dickie Thon, R OBP: 0.289, SLG: 0.287 (1, 6) B X	1-0 L6 3		1-2 BLK 2B			0-2 FC6-5 1B 1-2 2-3f		4-0 BB IBB		1-2 L8 1-2			4 0 1 0 1 0 5									
Darren Daulton, L OBP: 0.358, SLG: 0.333 Carmelo Martinez, R OBP: 0.412, SLG: 0.591 Steve Lake, R OBP: 0.250, SLG: 0.304 (8, PH) (8, 2) C B C X		1-1 L4 1		0-0 P6 2-3 2		1-2 1B 1-3 2-H		4-2 BB 1-2 2-3		0-3 K 2			3 0 1 1 0 0 1 0 0 0 0 1 0 0 1 0 0 0 0 1 1									
Charlie Hayes, R OBP: 0.258, SLG: 0.259 Rod Booker, L OBP: 0.350, SLG: 0.294 (8, PH) (8, 5) C B C X		1-3 K 2		2-1 F9 3		1-3 K 3		1-3 K 2		4-0 E6 IBB			3 0 0 0 0 2 3 1 0 0 0 1 1 3									
Dennis Cook, L OBP: 0.231, SLG: 0.231 Curt Ford, L OBP: 0.223, SLG: 0.125 Jeff Parrett, R OBP: 0.218, SLG: 0.188 Dave Hollins, S OBP: 0.200, SLG: 0.158 Roger McDowell, R OBP: 0.200, SLG: 0.158 Sil Campuzano, R OBP: 0.200, SLG: 0.158 Dickie Noles, R (10, PH) (10, 1) F B F B X		2-2 G6-3 3			1-1 G4-6-3 1B		0-0 WP SH5-3 FC9-2 1B		1-3 K 3		0-2 E6 1-2 2-H 3			2 0 1 0 0 0 0 1 0 1 0 0 0 0 0 0 0 0 0 0 0 1 0 0 0 0 1 3 0 0 0 0 0 0 0 1 0 0 0 0 0 2 0 0 0 0 0 0 0								
Inning Stats	R: 1 E: 0 K: 0 S: 11	H: 3 LOB: 2 BB: 0 P: 17	R: 0 E: 0 K: 1 S: 8	H: 0 LOB: 0 BB: 0 P: 12	R: 0 E: 0 K: 1 S: 16	H: 1 LOB: 1 BB: 0 P: 20	R: 0 E: 0 K: 1 S: 11	H: 1 LOB: 1 BB: 0 P: 15	R: 0 E: 0 K: 0 S: 4	H: 2 LOB: 2 BB: 0 P: 25	R: 0 E: 0 K: 0 S: 8		H: 1 LOB: 1 BB: 1 P: 13	R: 0 E: 0 K: 2 S: 12	H: 1 LOB: 3 BB: 2 P: 25	R: 0 E: 0 K: 0 S: 9	H: 1 LOB: 1 BB: 0 P: 10	R: 0 E: 1 K: 1 S: 13	H: 1 LOB: 2 BB: 1 P: 20	1B: 9 2B: 4 3B: 0 HR: 0	SF: 1 SAC: 3 DP: 2 HBP: 0	WP: 1 PB: 0 SB: 1 CS: 0
PITCHER	IP WLS BF H R ER SO BB IBB HBP BLK WP HR S P ERA WHIP																					
Bill Gullickson, R ERA: 3.51 (1, 1)	5.2	25	8	2	1	3	0	0	0	0	0	0	65	92	1.59	1.412						
Larry Andersen, R ERA: 1.13 (6, 1)	0.2	4	1	0	0	1	1	0	0	0	1	0	10	15	0.00	3.000						
Juan Agosto, L ERA: 0.47 (7, 1)	1.0	5	1	0	0	0	1	1	0	0	0	0	7	19	0.00	2.000						
Danny Darwin, R ERA: 1.15 (8, 1)	1.2	6	1	0	0	2	0	0	0	0	0	0	16	19	0.00	0.600						
Dave Smith, R ERA: 3.52 (10, 1)	1.0	W 5	1	0	0	1	0	1	0	1	0	0	13	20	0.00	1.000						

livebaseballscorecards.com

AB	37
R	2
H	12
RBI	2
BB	4
SO	7
LOB	27



Batter	1	2	3	4	5	6	7	8	9	AB R H RBI BB SO LOB	TOP		
Lenny Dykstra, L (1, 8) OBP: 0.446, SLG: 0.484 Sil Campusano, R (7, 8) OBP: 0.190, SLG: 0.150	2-1 L9	1-0 FC4		0-1 G3 SF8	0-2 1B		2-2 E9 WP		0-0 P2	5 1 3 1 0 0 2 1 0 0 0 0 0 0			
Tom Herr, S (1, 4) OBP: 0.357, SLG: 0.461 Rod Booker, L (7, 4) OBP: 0.350, SLG: 0.294	2-2 G4-3	1-0 SF8		2-2 G3	0-1 G1-3		2-2 G3			4 0 0 1 0 0 4 0 0 0 0 0 0 0			
Von Hayes, L (1, 9) OBP: 0.425, SLG: 0.500 Curt Ford, L (7, 9) OBP: 0.200, SLG: 0.111	3-2 2B	3-3 K		1-0 SF8		2-1 F9		2-3 K		3 0 1 1 0 1 2 1 0 0 0 0 1 0			
Carmelo Martinez, R (1, 3) OBP: 0.393, SLG: 0.542	0-1 G5-3		0-0 P4	0-0 G6-3		4-1 FC4-6 BB		1-3 K		4 0 0 0 1 1 1			
John Kruk, L (1, 7) OBP: 0.347, SLG: 0.471		1-1 E 2B	1-1 3B 1B		0-0 G4-3	3-1 FC4-6		1-1 1B		5 2 3 0 0 0 1			
Dickie Thon, R (1, 6) OBP: 0.294, SLG: 0.315		2-2 F9	0-0 1B 3B		0-0 1B 1B	1-2 P9		1-2 F8		5 2 2 1 0 0 3			
Darren Daulton, L (1, 2) OBP: 0.349, SLG: 0.315		4-1 E FC4 BB	0-1 P5		2-1 P4		1-1 G4-3		2-1 G6-3	4 1 0 0 1 0 2	AB 41 R 10 H 13 RBI 7 BB 3 SO 4 LOB 17		
Charlie Hayes, R (1, 5) OBP: 0.277, SLG: 0.303		0-2 E4 FC4 1B SF8	2-0 1B		4-2 1B BB		2-1 L4		1-1 HR	4 3 2 2 1 0 1			
Pat Combs, L (1, 1) OBP: 0.308, SLG: 0.333 Randy Ready, R (9, PH) OBP: 0.414, SLG: 0.478 Terry Mulholland, R (9, 1) OBP: 0.333, SLG: 0.444		0-1 SF8 E 1B	3-3 K		0-1 E7 1B		0-1 E6 WP		3-2 G5-3	4 1 2 1 0 1 1 1 0 0 0 0 0 0 0 0 0 0 0 0 0			
Inning Stats	R: 0 H: 1 E: 0 LOB: 1 K: 0 BB: 0 S: 11 P: 18	R: 3 H: 2 E: 2 LOB: 2 K: 1 BB: 1 S: 16 P: 28	R: 2 H: 3 E: 0 LOB: 1 K: 1 BB: 0 S: 10 P: 16	R: 1 H: 1 E: 0 LOB: 0 K: 0 BB: 0 S: 7 P: 10	R: 2 H: 3 E: 1 LOB: 2 K: 0 BB: 1 S: 16 P: 22	R: 0 H: 0 E: 0 LOB: 1 K: 0 BB: 1 S: 8 P: 18	R: 1 H: 1 E: 2 LOB: 1 K: 0 BB: 0 S: 17 P: 24	R: 0 H: 1 E: 0 LOB: 1 K: 2 BB: 0 S: 14 P: 19	R: 1 H: 1 E: 0 LOB: 0 K: 0 BB: 0 S: 8 P: 14	1B: 9 SF: 2 2B: 2 SAC: 0 3B: 1 DP: 0 HR: 1 HBP: 0	WP: 1 PA: 46 PB: 0 SB: 2 CS: 0		
PITCHER	IP WLS BF H R ER SO BB IBB HBP BLK WP HR S P ERA WHIP											PITCHER	IP WLS BF H R ER SO BB IBB HBP BLK WP HR S P ERA WHIP
Mike Scott, R (1, 1) ERA: 6.27	4.2 L 27 9 8 4 2 2 0 0 0 0 0 0 53 87 7.71 2.357												
Dan Schatzeder, L (5, 1) ERA: 1.5	1.1 6 1 0 0 0 1 0 0 0 0 0 0 15 25 0.00 1.500												
Xavier Hernandez, R (7, 1) ERA: 9.0	3.0 13 3 2 1 2 0 0 0 0 0 1 1 39 57 3.00 1.000												

Philadelphia Phillies @ Houston Astros
Astrodome, Houston, TX
Wed May 09 1990, 8:05 PM EDT
Att. 11,257 - Dome

livebaseballscorecards.com

Batter	1	2	3	4	5	6	7	8	9	AB R H RBI BB SO LOB
--------	---	---	---	---	---	---	---	---	---	----------------------

Eric Yelding, R OBP: 0.315, SLG: 0.333 (1, 8) X	0-1 CS 1B		0-0 FC3-6 1-2f 2-3		2-1 F8			0-0 G1-3 1-2 1B	0-0 F9	5 0 2 0 0 0 6
Rafael Ramirez, R OBP: 0.295, SLG: 0.315 (1, 6) SAFE SAFE SAFE SAFE SAFE	1-2 G5-3 1-2		0-2 P6			2-2 L9		2-1 P5 1-2		4 0 0 0 0 0 5
Craig Biggio, R OBP: 0.361, SLG: 0.345 Alex Trevino, R (7, 2) SAFE SAFE	2-3 K			4-1 G5-4-3 BB		1-1 1B		1-2 G1-3 1-2 2-3		2 0 1 0 1 1 0 1 0 0 0 0 0 2
Glenn Davis, R OBP: 0.387, SLG: 0.562 Franklin Stubbs, L OBP: 0.346, SLG: 0.596 (9, 3)		1-0 G5-3		3-2 P6		0-1 L7		3-1 G6-3		4 0 0 0 0 0 4 0 0 0 0 0 0 0
Ken Caminiti, S OBP: 0.327, SLG: 0.309 Dan Schatzeder, L (5, 1)		0-3 K		0-1 G5-4-3 1-2f		3-3 K		0-1 E SF7 1B		2 0 0 0 0 0 1 1 0 0 0 0 0 0 0 0 1 0 0 0 0 0 1 1 0 0 0 0 0 0 0 0 1 1 1 0 0 0 0 0
Eric Anthony, L OBP: 0.357, SLG: 0.273 (1, 7)		0-0 G3-1			1-1 BB HBP		0-3 K		2-0 E4 1-3 BB	3 0 0 0 0 0 1 1
Glenn Wilson, R OBP: 0.250, SLG: 0.277 (1, 9)			2-0 G4-3		1-0 F9		3-3 K		4-0 1-2 BB	3 0 0 0 1 1 1
Casey Candaele, S OBP: 0.355, SLG: 0.414 (1, 4)			2-1 FC3-6 BB 1B		0-0 F8		0-1 F8		0-2 L3	4 0 1 0 0 0 4
Mike Scott, R Gerald Young, S OBP: 0.233, SLG: 0.268 (5, 8)			4-2 FC3-6 1-2 BB		4-2 BB			2-2 G1-3 1B 1B	3-1 SF7 3-H	0 0 0 0 1 0 0 1 0 1 1 1 0 0

Inning Stats	R: 0 E: 0 K: 1 S: 9	H: 1 LOB: 0 BB: 0 P: 11	R: 0 E: 0 K: 1 S: 5	H: 0 LOB: 0 BB: 0 P: 6	R: 0 E: 0 K: 0 S: 9	H: 1 LOB: 2 BB: 1 P: 17	R: 0 E: 0 K: 0 S: 10	H: 0 LOB: 0 BB: 1 P: 17	R: 0 E: 0 K: 0 S: 7	H: 0 LOB: 2 BB: 1 P: 15	R: 0 E: 0 K: 1 S: 11	H: 1 LOB: 1 BB: 0 P: 17	R: 0 E: 0 K: 2 S: 8	H: 0 LOB: 0 BB: 0 P: 11	R: 0 E: 0 K: 0 S: 11	H: 2 LOB: 2 BB: 0 P: 19	R: 1 E: 1 K: 0 S: 9	H: 1 LOB: 2 BB: 1 P: 18	1B: 6 2B: 0 3B: 0 HR: 0	SF: 1 SAC: 0 DP: 1 HBP: 1	WP: 0 PB: 0 SB: 0 CS: 1	PA: 37
--------------	------------------------------	----------------------------------	------------------------------	---------------------------------	------------------------------	----------------------------------	-------------------------------	----------------------------------	------------------------------	----------------------------------	-------------------------------	----------------------------------	------------------------------	----------------------------------	-------------------------------	----------------------------------	------------------------------	----------------------------------	----------------------------------	------------------------------------	----------------------------------	--------

PITCHER	IP	WLS	BF	H	R	ER	SO	BB	IBB	HBP	BLK	WP	HR	S	P	ERA	WHIP
Pat Combs, L ERA: 3.55	(1, 1)	8.0	31	5	0	0	5	3	0	1	0	0	0	70	113	0.00	1.000
Terry Mulholland, L ERA: 4.67	(9, 1)	1.0	6	1	1	0	0	1	0	0	0	0	0	9	18	0.00	2.000

BOTTOM

Philadelphia Phillies @ Houston Astros
Astrodome, Houston, TX
Wed May 09 1990, 8:05 PM EDT
Att. 11,257 - Dome

livebaseballscorecards.com

AB	31
R	1
H	6
RBI	1
BB	4
SO	5
LOB	25



Batter	1	2	3	4	5	6	7	8	9	AB R H RBI BB SO LOB	TOP	
Brett Butler, L OBP: 0.403, SLG: 0.397 Ed Vosberg, L OBP: 0.176, SLG: 0.235 Dave Anderson, R OBP: 0.176, SLG: 0.235 Mark Thurmond, L OBP: 0.176, SLG: 0.235 Steve Bedrosian, R OBP: 0.321, SLG: 0.333 Gary Carter, R OBP: 0.321, SLG: 0.333	4-2 G3 S BB		1-0 G5-3		2-3 K		0-3 K		0-0 F8 2-3	2 0 0 0 1 1 0 0 0 0 0 0 0 0 1 0 0 0 0 0 1 0 0 0 0 0 0 0 0 0 0 0 0 0 0 0 0 0 1 0 0 0 0 0 0 1		
Rick Leach, L OBP: 0.400, SLG: 0.321 Greg Litton, R OBP: 0.083, SLG: 0.083	0-0 F8			3-1 G4-3		4-2 BB HR BB	3-2 F8		2-3 K	2 1 0 0 1 0 1 2 0 0 0 0 1 1		
Will Clark, L OBP: 0.323, SLG: 0.429	1-2 SAFE G3 1-3			1-2 G3		0-0 F6	1-3 K			4 0 0 0 0 1 2		
Matt Williams, R OBP: 0.353, SLG: 0.514	3-3 K			1-0 1B		1-3 K		1-2 P3		4 0 1 0 0 2 2		
Kevin Bass, S OBP: 0.294, SLG: 0.433			1-2 F8		1-0 G4-3		4-0 HR BB	1-1 F7		3 1 0 0 1 0 1		
Terry Kennedy, L OBP: 0.419, SLG: 0.500 Mark Bailey, S OBP: 0.333, SLG: 1.333			1-0 F8		1-1 G4-3		3-2 HR 1-H 2-H	2-3 K		1 0 0 0 0 0 0 3 1 1 3 0 1 0		
Robby Thompson, R OBP: 0.248, SLG: 0.330 Ernest Riles, L OBP: 0.324, SLG: 0.393			1-1 G4-3		4-1 3B BB		4-0 BB BB		4-2 2B BB	1 0 0 0 0 0 0 0 2 0 0 3 0 0		
Jose Uribe, S OBP: 0.376, SLG: 0.432			0-1 L8		1-2 G4-3 1-H 3B		4-1 BB BB		3-3 K	3 1 1 1 1 1 1		
John Burkett, R Randy McCament, R Rick Parker, R OBP: 0.250, SLG: 0.500			1-1 G5-3		0-1 G4-3 3-H		2-1 P2		2-2 F8 1-H 2B	1 0 0 0 0 0 0 0 0 0 0 0 0 0 3 0 1 2 0 0 2		
Inning Stats	R: 0 H: 0 E: 0 LOB: 1 K: 1 BB: 1 S: 15 P: 23	R: 0 H: 0 E: 0 LOB: 0 K: 0 BB: 0 S: 6 P: 9	R: 0 H: 0 E: 0 LOB: 0 K: 0 BB: 0 S: 5 P: 7	R: 0 H: 1 E: 0 LOB: 1 K: 0 BB: 0 S: 7 P: 13	R: 2 H: 1 E: 0 LOB: 0 K: 1 BB: 1 S: 14 P: 22	R: 3 H: 1 E: 0 LOB: 2 K: 1 BB: 4 S: 12 P: 34	R: 0 H: 0 E: 0 LOB: 0 K: 2 BB: 0 S: 11 P: 15	R: 0 H: 0 E: 0 LOB: 0 K: 1 BB: 0 S: 8 P: 12	R: 1 H: 1 E: 0 LOB: 1 K: 2 BB: 1 S: 12 P: 23	1B: 1 SF: 0 2B: 1 SAC: 0 3B: 1 DP: 0 HR: 1 HBP: 0	WP: 0 PA: 38 PB: 0 SB: 1 CS: 0	
PITCHER	IP WLS BF H R ER SO BB IBB HBP BLK WP HR S P ERA WHIP											
Ken Howell, R ERA: 4.21	(1, 1) 5.2 W 25 3 5 5 3 5 0 0 0 0 0 1 56 99 7.94 1.412											
Don Carman, L ERA: 1.04	(6, 1) 2.2 11 1 1 1 4 2 0 0 0 0 0 0 30 53 3.38 1.125											
Roger McDowell, R ERA: 4.2	(9, 1) 0.2 2 0 0 0 1 0 0 0 0 0 0 0 4 6 0.00 0.000											

San Francisco Giants @ Philadelphia Phillies
Veterans Stadium, Philadelphia, PA

Fri May 11 1990, 7:05 PM EDT
Att. 26,750 - Unknown - 65 F

livebaseballscorecards.com

AB	31
R	6
H	4
RBI	6
BB	7
SO	8
LOB	11



Batter	1	2	3	4	5	6	7	8	9	AB	R	H	RBI	BB	SO	LOB
Lenny Dykstra, L (1, 8) OBP: 0.453, SLG: 0.495	1-3 K	1-2 SF7	0-0 BB 1B		2-0 3B 1B		1-0 FC6-4 1B			4	1	3	3	0	1	0
Tom Herr, S (1, 4) OBP: 0.376, SLG: 0.467	1-2 2B 1B	4-2 WP BB	4-0 BB BB		1-2 3B 1B		0-1 FC6-4 1-2f 2-3			3	2	2	1	2	0	2
Von Hayes, L (1, 9) OBP: 0.424, SLG: 0.525	3-1 1B 2B	2-2 G4-3	0-1 G3		3-2 1B 3B		0-0 F9			5	0	2	3	0	0	6
Ricky Jordan, R (1, 3) OBP: 0.356, SLG: 0.427	1-2 G5-3		0-0 1B SF9 1B		2-0 1B		3-2 G4-3		1-1 G5-3	5	1	2	0	0	0	4
John Kruk, L (1, 7) OBP: 0.340, SLG: 0.457	0-0 F7		1-0 1B 2B 1B		0-3 K		1-0 G3		0-0 G5-3	5	1	1	0	0	1	3
Dickie Thon, R (1, 6) OBP: 0.299, SLG: 0.305		4-2 G5-3 BB 1B BB	2-1 F8		1-3 K		0-1 F7		4-0 FC3-6 BB	3	1	0	0	2	1	3
Darren Daulton, L (1, 2) OBP: 0.341, SLG: 0.303		1 SAFE 4-2 1 SAFE 1 SAFE 1 SAFE 1B SF7 BB 1B G5-3	2-0 SF9		1-0 F8		2-1 G3-1		0-1 FC3-6 1B 1-2f	3	1	0	1	1	0	2
Charlie Hayes, R (1, 5) OBP: 0.293, SLG: 0.319		1-1 G5-3	2-0 2B 1B 1B		1-1 1B 1B		1-3 K		1-2 1B	5	2	3	0	0	1	2
Ken Howell, R (1, 1) OBP: 0.231, SLG: 0.250 Don Carman, L (6, 1) OBP: 0.400, SLG: 0.400 Roger McDowell, R (9, 1)		0-1 WP SF7 1B	0-0 1B 2B		0-3 K		0-1 FC6-4 1B		0-3 K	3	1	2	2	0	1	1
										2	0	1	0	0	1	2
										0	0	0	0	0	0	0

Inning Stats	R: 1	H: 2	E: 0	K: 1	S: 14	R: 2	H: 1	E: 0	K: 0	S: 21	R: 4	H: 5	E: 0	K: 0	S: 10	R: 0	H: 1	E: 0	K: 2	S: 9	R: 3	H: 4	E: 0	K: 1	S: 20	R: 0	H: 0	E: 0	K: 1	S: 7	R: 0	H: 2	E: 0	K: 0	S: 8	R: 0	H: 1	E: 0	K: 1	S: 11	1B: 13	SF: 2	2B: 2	SAC: 0	3B: 1	DP: 0	HR: 0	HBP: 0
	LOB: 1 <td>BB: 0 <td>P: 20 <td>LOB: 2 <td>BB: 3 <td>P: 37 <td>LOB: 2 <td>BB: 1 <td>P: 21 <td>LOB: 1 <td>BB: 0 <td>P: 13 <td>LOB: 0 <td>BB: 0 <td>P: 10 <td>LOB: 0 <td>BB: 0 <td>P: 10 <td>LOB: 2 <td>BB: 1 <td>P: 16 <td>1B: 13 <td>SF: 2 <td>2B: 2 <td>SAC: 0 <td>3B: 1 <td>DP: 0 <td>HR: 0 <td>HBP: 0 <td>WP: 1 <td>PA: 45 </td></td></td></td></td></td></td></td></td></td></td></td></td></td></td></td></td></td></td></td></td></td></td></td></td></td></td></td></td></td>	BB: 0 <td>P: 20 <td>LOB: 2 <td>BB: 3 <td>P: 37 <td>LOB: 2 <td>BB: 1 <td>P: 21 <td>LOB: 1 <td>BB: 0 <td>P: 13 <td>LOB: 0 <td>BB: 0 <td>P: 10 <td>LOB: 0 <td>BB: 0 <td>P: 10 <td>LOB: 2 <td>BB: 1 <td>P: 16 <td>1B: 13 <td>SF: 2 <td>2B: 2 <td>SAC: 0 <td>3B: 1 <td>DP: 0 <td>HR: 0 <td>HBP: 0 <td>WP: 1 <td>PA: 45 </td></td></td></td></td></td></td></td></td></td></td></td></td></td></td></td></td></td></td></td></td></td></td></td></td></td></td></td></td>	P: 20 <td>LOB: 2 <td>BB: 3 <td>P: 37 <td>LOB: 2 <td>BB: 1 <td>P: 21 <td>LOB: 1 <td>BB: 0 <td>P: 13 <td>LOB: 0 <td>BB: 0 <td>P: 10 <td>LOB: 0 <td>BB: 0 <td>P: 10 <td>LOB: 2 <td>BB: 1 <td>P: 16 <td>1B: 13 <td>SF: 2 <td>2B: 2 <td>SAC: 0 <td>3B: 1 <td>DP: 0 <td>HR: 0 <td>HBP: 0 <td>WP: 1 <td>PA: 45 </td></td></td></td></td></td></td></td></td></td></td></td></td></td></td></td></td></td></td></td></td></td></td></td></td></td></td></td>	LOB: 2 <td>BB: 3 <td>P: 37 <td>LOB: 2 <td>BB: 1 <td>P: 21 <td>LOB: 1 <td>BB: 0 <td>P: 13 <td>LOB: 0 <td>BB: 0 <td>P: 10 <td>LOB: 0 <td>BB: 0 <td>P: 10 <td>LOB: 2 <td>BB: 1 <td>P: 16 <td>1B: 13 <td>SF: 2 <td>2B: 2 <td>SAC: 0 <td>3B: 1 <td>DP: 0 <td>HR: 0 <td>HBP: 0 <td>WP: 1 <td>PA: 45 </td></td></td></td></td></td></td></td></td></td></td></td></td></td></td></td></td></td></td></td></td></td></td></td></td></td></td>	BB: 3 <td>P: 37 <td>LOB: 2 <td>BB: 1 <td>P: 21 <td>LOB: 1 <td>BB: 0 <td>P: 13 <td>LOB: 0 <td>BB: 0 <td>P: 10 <td>LOB: 0 <td>BB: 0 <td>P: 10 <td>LOB: 2 <td>BB: 1 <td>P: 16 <td>1B: 13 <td>SF: 2 <td>2B: 2 <td>SAC: 0 <td>3B: 1 <td>DP: 0 <td>HR: 0 <td>HBP: 0 <td>WP: 1 <td>PA: 45 </td></td></td></td></td></td></td></td></td></td></td></td></td></td></td></td></td></td></td></td></td></td></td></td></td></td>	P: 37 <td>LOB: 2 <td>BB: 1 <td>P: 21 <td>LOB: 1 <td>BB: 0 <td>P: 13 <td>LOB: 0 <td>BB: 0 <td>P: 10 <td>LOB: 0 <td>BB: 0 <td>P: 10 <td>LOB: 2 <td>BB: 1 <td>P: 16 <td>1B: 13 <td>SF: 2 <td>2B: 2 <td>SAC: 0 <td>3B: 1 <td>DP: 0 <td>HR: 0 <td>HBP: 0 <td>WP: 1 <td>PA: 45 </td></td></td></td></td></td></td></td></td></td></td></td></td></td></td></td></td></td></td></td></td></td></td></td></td>	LOB: 2 <td>BB: 1 <td>P: 21 <td>LOB: 1 <td>BB: 0 <td>P: 13 <td>LOB: 0 <td>BB: 0 <td>P: 10 <td>LOB: 0 <td>BB: 0 <td>P: 10 <td>LOB: 2 <td>BB: 1 <td>P: 16 <td>1B: 13 <td>SF: 2 <td>2B: 2 <td>SAC: 0 <td>3B: 1 <td>DP: 0 <td>HR: 0 <td>HBP: 0 <td>WP: 1 <td>PA: 45 </td></td></td></td></td></td></td></td></td></td></td></td></td></td></td></td></td></td></td></td></td></td></td></td>	BB: 1 <td>P: 21 <td>LOB: 1 <td>BB: 0 <td>P: 13 <td>LOB: 0 <td>BB: 0 <td>P: 10 <td>LOB: 0 <td>BB: 0 <td>P: 10 <td>LOB: 2 <td>BB: 1 <td>P: 16 <td>1B: 13 <td>SF: 2 <td>2B: 2 <td>SAC: 0 <td>3B: 1 <td>DP: 0 <td>HR: 0 <td>HBP: 0 <td>WP: 1 <td>PA: 45 </td></td></td></td></td></td></td></td></td></td></td></td></td></td></td></td></td></td></td></td></td></td></td>	P: 21 <td>LOB: 1 <td>BB: 0 <td>P: 13 <td>LOB: 0 <td>BB: 0 <td>P: 10 <td>LOB: 0 <td>BB: 0 <td>P: 10 <td>LOB: 2 <td>BB: 1 <td>P: 16 <td>1B: 13 <td>SF: 2 <td>2B: 2 <td>SAC: 0 <td>3B: 1 <td>DP: 0 <td>HR: 0 <td>HBP: 0 <td>WP: 1 <td>PA: 45 </td></td></td></td></td></td></td></td></td></td></td></td></td></td></td></td></td></td></td></td></td></td>	LOB: 1 <td>BB: 0 <td>P: 13 <td>LOB: 0 <td>BB: 0 <td>P: 10 <td>LOB: 0 <td>BB: 0 <td>P: 10 <td>LOB: 2 <td>BB: 1 <td>P: 16 <td>1B: 13 <td>SF: 2 <td>2B: 2 <td>SAC: 0 <td>3B: 1 <td>DP: 0 <td>HR: 0 <td>HBP: 0 <td>WP: 1 <td>PA: 45 </td></td></td></td></td></td></td></td></td></td></td></td></td></td></td></td></td></td></td></td></td>	BB: 0 <td>P: 13 <td>LOB: 0 <td>BB: 0 <td>P: 10 <td>LOB: 0 <td>BB: 0 <td>P: 10 <td>LOB: 2 <td>BB: 1 <td>P: 16 <td>1B: 13 <td>SF: 2 <td>2B: 2 <td>SAC: 0 <td>3B: 1 <td>DP: 0 <td>HR: 0 <td>HBP: 0 <td>WP: 1 <td>PA: 45 </td></td></td></td></td></td></td></td></td></td></td></td></td></td></td></td></td></td></td></td>	P: 13 <td>LOB: 0 <td>BB: 0 <td>P: 10 <td>LOB: 0 <td>BB: 0 <td>P: 10 <td>LOB: 2 <td>BB: 1 <td>P: 16 <td>1B: 13 <td>SF: 2 <td>2B: 2 <td>SAC: 0 <td>3B: 1 <td>DP: 0 <td>HR: 0 <td>HBP: 0 <td>WP: 1 <td>PA: 45 </td></td></td></td></td></td></td></td></td></td></td></td></td></td></td></td></td></td></td>	LOB: 0 <td>BB: 0 <td>P: 10 <td>LOB: 0 <td>BB: 0 <td>P: 10 <td>LOB: 2 <td>BB: 1 <td>P: 16 <td>1B: 13 <td>SF: 2 <td>2B: 2 <td>SAC: 0 <td>3B: 1 <td>DP: 0 <td>HR: 0 <td>HBP: 0 <td>WP: 1 <td>PA: 45 </td></td></td></td></td></td></td></td></td></td></td></td></td></td></td></td></td></td>	BB: 0 <td>P: 10 <td>LOB: 0 <td>BB: 0 <td>P: 10 <td>LOB: 2 <td>BB: 1 <td>P: 16 <td>1B: 13 <td>SF: 2 <td>2B: 2 <td>SAC: 0 <td>3B: 1 <td>DP: 0 <td>HR: 0 <td>HBP: 0 <td>WP: 1 <td>PA: 45 </td></td></td></td></td></td></td></td></td></td></td></td></td></td></td></td></td>	P: 10 <td>LOB: 0 <td>BB: 0 <td>P: 10 <td>LOB: 2 <td>BB: 1 <td>P: 16 <td>1B: 13 <td>SF: 2 <td>2B: 2 <td>SAC: 0 <td>3B: 1 <td>DP: 0 <td>HR: 0 <td>HBP: 0 <td>WP: 1 <td>PA: 45 </td></td></td></td></td></td></td></td></td></td></td></td></td></td></td></td>	LOB: 0 <td>BB: 0 <td>P: 10 <td>LOB: 2 <td>BB: 1 <td>P: 16 <td>1B: 13 <td>SF: 2 <td>2B: 2 <td>SAC: 0 <td>3B: 1 <td>DP: 0 <td>HR: 0 <td>HBP: 0 <td>WP: 1 <td>PA: 45 </td></td></td></td></td></td></td></td></td></td></td></td></td></td></td>	BB: 0 <td>P: 10 <td>LOB: 2 <td>BB: 1 <td>P: 16 <td>1B: 13 <td>SF: 2 <td>2B: 2 <td>SAC: 0 <td>3B: 1 <td>DP: 0 <td>HR: 0 <td>HBP: 0 <td>WP: 1 <td>PA: 45 </td></td></td></td></td></td></td></td></td></td></td></td></td></td>	P: 10 <td>LOB: 2 <td>BB: 1 <td>P: 16 <td>1B: 13 <td>SF: 2 <td>2B: 2 <td>SAC: 0 <td>3B: 1 <td>DP: 0 <td>HR: 0 <td>HBP: 0 <td>WP: 1 <td>PA: 45 </td></td></td></td></td></td></td></td></td></td></td></td></td>	LOB: 2 <td>BB: 1 <td>P: 16 <td>1B: 13 <td>SF: 2 <td>2B: 2 <td>SAC: 0 <td>3B: 1 <td>DP: 0 <td>HR: 0 <td>HBP: 0 <td>WP: 1 <td>PA: 45 </td></td></td></td></td></td></td></td></td></td></td></td>	BB: 1 <td>P: 16 <td>1B: 13 <td>SF: 2 <td>2B: 2 <td>SAC: 0 <td>3B: 1 <td>DP: 0 <td>HR: 0 <td>HBP: 0 <td>WP: 1 <td>PA: 45 </td></td></td></td></td></td></td></td></td></td></td>	P: 16 <td>1B: 13 <td>SF: 2 <td>2B: 2 <td>SAC: 0 <td>3B: 1 <td>DP: 0 <td>HR: 0 <td>HBP: 0 <td>WP: 1 <td>PA: 45 </td></td></td></td></td></td></td></td></td></td>	1B: 13 <td>SF: 2 <td>2B: 2 <td>SAC: 0 <td>3B: 1 <td>DP: 0 <td>HR: 0 <td>HBP: 0 <td>WP: 1 <td>PA: 45 </td></td></td></td></td></td></td></td></td>	SF: 2 <td>2B: 2 <td>SAC: 0 <td>3B: 1 <td>DP: 0 <td>HR: 0 <td>HBP: 0 <td>WP: 1 <td>PA: 45 </td></td></td></td></td></td></td></td>	2B: 2 <td>SAC: 0 <td>3B: 1 <td>DP: 0 <td>HR: 0 <td>HBP: 0 <td>WP: 1 <td>PA: 45 </td></td></td></td></td></td></td>	SAC: 0 <td>3B: 1 <td>DP: 0 <td>HR: 0 <td>HBP: 0 <td>WP: 1 <td>PA: 45 </td></td></td></td></td></td>	3B: 1 <td>DP: 0 <td>HR: 0 <td>HBP: 0 <td>WP: 1 <td>PA: 45 </td></td></td></td></td>	DP: 0 <td>HR: 0 <td>HBP: 0 <td>WP: 1 <td>PA: 45 </td></td></td></td>	HR: 0 <td>HBP: 0 <td>WP: 1 <td>PA: 45 </td></td></td>	HBP: 0 <td>WP: 1 <td>PA: 45 </td></td>	WP: 1 <td>PA: 45 </td>	PA: 45																	

PITCHER	IP	WLS	BF	H	R	ER	SO	BB	IBB	HBP	BLK	WP	HR	S	P	ERA	WHIP
John Burkett, R (1, 1) ERA: 4.86	2.2	L	17	6	6	6	1	3	0	0	0	1	0	41	70	20.25	3.375
Randy McCament, R (3, 1) ERA: 6.75	1.1		8	3	1	1	2	1	0	0	0	0	0	13	21	6.75	3.000
Ed Vosberg, L (5, 1) ERA: 13.5	2.0		10	4	3	3	2	0	0	0	0	0	0	27	41	13.50	2.000
Mark Thurmond, L (7, 1) ERA: 5.79	1.0		5	2	0	0	0	0	0	0	0	0	0	8	10	0.00	2.000
Steve Bedrosian, R (8, 1) ERA: 6.57	1.0		5	1	0	0	1	1	0	0	0	0	0	11	16	0.00	2.000

BOTTOM

San Francisco Giants @ Philadelphia Phillies
Veterans Stadium, Philadelphia, PA
 Fri May 11 1990, 7:05 PM EDT
 Att: 26,750 - Unknown - 65 F

livebaseballscorecards.com

AB	38
R	10
H	16
RBI	10
BB	5
SO	6
LOB	25



Batter	1	2	3	4	5	6	7	8	9	AB R H RBI BB SO LOB	TOP											
Brett Butler, L (1, 8) OBP: 0.403, SLG: 0.392	2-3 		4-2 FC6-4 BB HR		2-1 G4-3		1-2 BLK 1B		2-3 K	4 1 1 0 1 2 1												
Rick Parker, R (1, 7) OBP: 0.429, SLG: 0.667	3-1 G5-3		4-1 FC6-4 BB		0-0 2B		1-1 G1-3		1-0 HR 1B	2 0 1 0 1 0 0 1 0 0 0 0 0 1												
Rick Leach, L (7, PH) OBP: 0.389, SLG: 0.310			1-2 BB				1-2		1-3 HR 1B	1 1 1 0 0 0 0												
Greg Litton, R (9, PH) OBP: 0.154, SLG: 0.154																						
Will Clark, L (1, 3) OBP: 0.326, SLG: 0.447	0-0 F8		0-2 FC6-4 HR		2-3 K		4-0 G6-4-3 IBB		0-0 HR	4 2 1 3 1 1 3												
Matt Williams, R (1, 5) OBP: 0.355, SLG: 0.531		0-1 G4-3	3-1 HR			4-0 BB E BB	1-2 G6-4-3		0-0 P5	4 1 1 3 1 0 2												
Kevin Bass, S (1, 9) OBP: 0.290, SLG: 0.431		0-1 1B 2B	0-0 G6-3			0-1 F8		0-0 F8	2-1 F9	5 0 1 0 0 0 1												
Gary Carter, R (1, 2) OBP: 0.317, SLG: 0.314		2-2 1B HBP		0-0 G6-3		3-1 E5 BB		2-1 G5-3		3 0 0 0 0 0 1												
Robby Thompson, R (1, 4) OBP: 0.256, SLG: 0.330		0-1 F8		1-1 G5-3		4-2 BB		2-0 1B		3 0 1 0 1 0 2												
Jose Uribe, S (1, 6) OBP: 0.371, SLG: 0.424		2-2 1B		2-0 G6-3		2-1 P6		1-0 F9		4 0 1 0 0 0 4 0 0 0 0 0 0 0												
Jeff Brantley, R (8, 1) OBP: 0.500, SLG: 1.000																						
Scott Garrelts, R (1, 1) OBP: 0.250, SLG: 1.000			0-1 G5-3		0-0 G5-3		1-2 G4-3		1-2 HR 1B	2 0 0 0 0 0 0 1 0 0 0 0 0 3 0 0 0 0 0 0 0 1 1 1 0 0 0 0												
Mark Bailey, S (6, PH) OBP: 0.154, SLG: 0.083																						
Atlee Hammaker, S (6, 1) OBP: 0.222, SLG: 0.278																						
Dave Anderson, R (8, 6) OBP: 0.222, SLG: 0.278																						
Inning Stats	R: 0 E: 0 K: 1 S: 6	H: 0 LOB: 0 BB: 0 P: 11	R: 0 E: 0 K: 0 S: 11	H: 2 LOB: 2 BB: 0 P: 15	R: 3 E: 0 K: 0 S: 17	H: 1 LOB: 0 BB: 2 P: 28	R: 0 E: 0 K: 0 S: 4	H: 0 LOB: 0 BB: 0 P: 7	R: 0 E: 1 K: 1 S: 8	H: 1 LOB: 1 BB: 0 P: 12	R: 0 E: 1 K: 0 S: 11	H: 0 LOB: 3 BB: 2 P: 25	R: 0 E: 0 K: 0 S: 8	H: 1 LOB: 1 BB: 1 P: 15	R: 0 E: 0 K: 0 S: 5	H: 1 LOB: 1 BB: 0 P: 10	R: 3 E: 0 K: 1 S: 11	H: 3 LOB: 0 BB: 0 P: 17	1B: 5 2B: 2 3B: 0 HR: 2	SF: 0 SAC: 0 DP: 1 HBP: 1	WP: 0 PB: 0 SB: 0 CS: 0	PA: 41
PITCHER	IP WLS BF H R ER SO BB IBB HBP BLK WP HR S P ERA WHIP																					
Bruce Ruffin, L (1, 1) ERA: 4.43	5.1 L 25 4 3 3 2 4 0 1 0 0 1 52 90 5.06 1.500																					
Darrel Akerfelds, R (6, 1) ERA:	0.2 3 1 0 0 0 0 0 0 0 0 0 8 12 0.00 1.500																					
Jeff Parrett, R (7, 1) ERA: 5.33	2.0 7 1 0 0 0 0 0 1 0 1 0 0 21 0.00 0.500																					
Don Carman, L (9, 1) ERA: 2.45	1.0 6 3 3 3 1 0 0 0 0 0 0 1 11 27.00 3.000																					

San Francisco Giants @ Philadelphia Phillies
Veterans Stadium, Philadelphia, PA

AB	35
R	6
H	9
RBI	6
BB	5
SO	3
LOB	18



Sat May 12 1990, 7:05 PM EDT
Att: 24,272 - Unknown

Batter	1	2	3	4	5	6	7	8	9	AB R H RBI BB SO LOB	TOP											
Brett Butler, L (1, 8) OBP: 0.399, SLG: 0.387	2-1 L8			0-2 G3-1		0-0 1B		0-1 B1		4 0 1 0 0 0 0												
Greg Litton, R (1, 7) OBP: 0.294, SLG: 0.471	2-2 G5-3			0-0 G6-3 1B		1-0 1B		0-0 HR		4 1 3 1 0 0 0												
Will Clark, L (1, 3) OBP: 0.316, SLG: 0.433	1-3 K			0-1 G6-3 1-2		1-2 F9		1-1 F8		4 0 0 0 0 1 3												
Matt Williams, R (1, 5) OBP: 0.344, SLG: 0.513		0-0 G1-3		0-0 G4-3		1-0 P2		0-0 G6-3		4 0 0 0 0 0 1												
Kevin Bass, S (1, 9) OBP: 0.288, SLG: 0.425		1-2 G6-3		1-1 G5-3		1-3 K		0-0 1B		4 0 1 0 0 1 0												
Gary Carter, R (1, 2) OBP: 0.313, SLG: 0.309		1-2 G5-3		1-1 G5-3		2-2 1B		1-1 G6-3		4 0 1 0 0 0 1												
Robby Thompson, R (1, 4) OBP: 0.250, SLG: 0.321			1-2 F9	1-1 G6-3		0-0 P3				3 0 0 0 0 0 1												
Jose Uribe, S (1, 6) OBP: 0.359, SLG: 0.409			1-0 P2	2-2 G4-3		1-2 G4-3				3 0 0 0 0 0 0												
Rick Reuschel, R (1, 1) OBP: 0.222, SLG: 0.278 Dave Anderson, R (8, PH) OBP: 0.211, SLG: 0.263 Steve Bedrosian, R (8, 1)			1-3 K	1-2 G5-3		2-1 F8				2 0 0 0 0 1 0 1 0 0 0 0 0 0 0 0 0 0 0 0 0												
Inning Stats	R: 0 E: 0 K: 1 S: 8	H: 0 LOB: 0 BB: 0 P: 13	R: 0 E: 0 K: 0 S: 8	H: 0 LOB: 0 BB: 0 P: 10	R: 0 E: 0 K: 1 S: 7	H: 0 LOB: 0 BB: 0 P: 10	R: 0 E: 0 K: 0 S: 7	H: 1 LOB: 1 BB: 0 P: 7	R: 0 E: 0 K: 0 S: 6	H: 0 LOB: 0 BB: 0 P: 9	R: 0 E: 0 K: 0 S: 11	H: 2 LOB: 2 BB: 0 P: 16	R: 0 E: 0 K: 1 S: 9	H: 1 LOB: 1 BB: 0 P: 13	R: 0 E: 0 K: 0 S: 7	H: 0 LOB: 0 BB: 0 P: 10	R: 1 E: 0 K: 0 S: 7	H: 2 LOB: 1 BB: 0 P: 9	1B: 5 2B: 0 3B: 0 HR: 1	SF: 0 SAC: 0 DP: 0 HBP: 0	WP: 0 PB: 0 SB: 0 CS: 0	PA: 33
PITCHER Dennis Cook, L (1, 1) ERA: 1.46	IP: 9.0 WLS: W BF: 33 H: 6 R: 1 ER: 1 SO: 3 BB: 0 IBB: 0 HBP: 0 BLK: 0 WP: 0 HR: 1 S: 70 P: 97 ERA: 1.00 WHIP: 0.667											PITCHER IP: WLS: BF: H: R: ER: SO: BB: IBB: HBP: BLK: WP: HR: S: P: ERA: WHIP										

San Francisco Giants @ Philadelphia Phillies
Veterans Stadium, Philadelphia, PA
Sun May 13 1990, 3:33 AM EDT
Att. 19,631 - Cloudy - 65 F

livebaseballscorecards.com

AB	33
R	1
H	6
RBI	1
BB	0
SO	3
LOB	6



Batter	1	2	3	4	5	6	7	8	9
Lenny Dykstra, L OBP: 0.457, SLG: 0.515 (1, 8)	0-0 FC6-5 G5-3 1B		2-0 G4-3		4-2 1B BB		1-0 HR	0-0 F8	
Randy Ready, R OBP: 0.382, SLG: 0.429 Rod Booker, L OBP: 0.350, SLG: 0.294 (1, 4) (8, 4)	2-0 G5-3 1-2		1-1 P6		1-1 1B		1-1 P6		
Von Hayes, L OBP: 0.414, SLG: 0.514 (1, 9)	0-0 FC6-5 FC6-4 2-3			0-0 G4-3	1-0 F6		3-1 2B		
Ricky Jordan, R OBP: 0.347, SLG: 0.416 (1, 3)	1-1 FC6-4 1-2f			0-1 F9		2-1 2B 1B	1-3 K		
John Kruk, L OBP: 0.349, SLG: 0.480 (1, 7)		1-0 BB 1B		2-2 G6-3		0-0 2B	1-0 2B		
Dickie Thon, R OBP: 0.304, SLG: 0.304 (1, 6)		0-0 L6			2-1 F9	2-2 G5-3	0-3 K		
Darren Daulton, L OBP: 0.347, SLG: 0.295 (1, 2)		4-1 SAFE G1-6-3 BB			1-1 G4-3	4-0 IBB		0-0 P2	
Charlie Hayes, R OBP: 0.292, SLG: 0.317 (1, 5)		0-2 G1-6-3 1-2f			1-1 BB 1B 1B	0-3 K	1-3 K		
Dennis Cook, L OBP: 0.294, SLG: 0.294 (1, 1)			0-0 G1-3		1-1 BB 1B	0-1 P6		0-0 1B	

Inning Stats	R: 0 E: 0 K: 0 S: 5	H: 1 LOB: 1 BB: 0 P: 8	R: 0 E: 0 K: 0 S: 6	H: 1 LOB: 1 BB: 1 P: 11	R: 0 E: 0 K: 0 S: 4	H: 0 LOB: 0 BB: 0 P: 7	R: 0 E: 0 K: 0 S: 6	H: 0 LOB: 0 BB: 0 P: 8	R: 2 E: 0 K: 0 S: 14	H: 3 LOB: 2 BB: 1 P: 25	R: 0 E: 0 K: 1 S: 11	H: 2 LOB: 3 BB: 1 P: 19	R: 2 E: 0 K: 2 S: 13	H: 3 LOB: 1 BB: 0 P: 20	R: 0 E: 0 K: 1 S: 6	H: 1 LOB: 1 BB: 0 P: 7
1B: 7 2B: 3 3B: 0 HR: 1	SF: 0 SAC: 0 DP: 1 HBP: 0	WP: 0 PA: 37	ERA WHIP	ERA WHIP	ERA WHIP	ERA WHIP	ERA WHIP	ERA WHIP	ERA WHIP	ERA WHIP	ERA WHIP	ERA WHIP	ERA WHIP	ERA WHIP	ERA WHIP	

PITCHER	IP	WLS	BF	H	R	ER	SO	BB	IBB	HBP	BLK	WP	HR	S	P	ERA	WHIP
Rick Reuschel, R ERA: 4.67 Steve Bedrosian, R ERA: 6.08	(1, 1) (8, 1)	7.0 1.0	33 4	10 1	4 0	4 0	3 1	2 0	1 0	0 0	0 0	0 0	1 0	59 6	98 7	5.14 0.00	1.714 1.000


BOTTOM

San Francisco Giants @ Philadelphia Phillies
Veterans Stadium, Philadelphia, PA

Sun May 13 1990, 3:33 AM EDT
Att. 19,631 - Cloudy - 65 F

livebaseballscorecards.com

AB	34
R	4
H	11
RBI	4
BB	3
SO	4
LOB	19



Batter	1	2	3	4	5	6	7	8	9	AB R H RBI BB SO LOB	TOP	
Lenny Dykstra, L (1, 8) OBP: 0.450, SLG: 0.500	1-1 F9			0-1 F8	4-1 BB			0-0 F9		3 0 0 1 1 0 0		
Tom Herr, S (1, 4) OBP: 0.360, SLG: 0.438	1-0 F8			1-0 F7	0-1 G4-3			1-3 K		4 0 0 0 0 1 3		
Von Hayes, L (1, 9) OBP: 0.409, SLG: 0.500	2-1 G4-3			4-2 BB		1-2 F7			1-2 P6	3 0 0 0 1 0 0		
Ricky Jordan, R (1, 3) OBP: 0.333, SLG: 0.398		1-2 P3		0-1 F9		1-0 L5			0-2 G1-3	4 0 0 0 0 0 1		
John Kruk, L (1, 7) OBP: 0.345, SLG: 0.465		1-3 K			4-2 G5-4-3 BB	0-0 L7			0-1 G1-3	3 0 0 0 1 1 0		
Dickie Thon, R (1, 6) OBP: 0.297, SLG: 0.295		2-3 K			3-2 G5-4-3			2-3 K		3 0 0 0 0 2 1		
Darren Daulton, L (1, 2) OBP: 0.347, SLG: 0.296			3-2 F6		0-0 1B BB 1B			0-1 F7		3 1 1 0 0 0 0		
Charlie Hayes, R (1, 5) OBP: 0.294, SLG: 0.311			1-2 P3		4-1 BB 1B BB			2-2 L9		2 0 0 0 1 0 0		
Pat Combs, L (1, 1) OBP: 0.286, SLG: 0.308			2-3 K		1-1 BB 1B			1-1 F9		1 0 0 0 0 1 0		
Curt Ford, L (5, PH) OBP: 0.250, SLG: 0.182					1-2 2-3 1B					1 0 1 0 0 0 0		
Don Carman, L (5, 1) OBP: 0.400, SLG: 0.400										0 0 0 0 0 0 0		
Dave Hollins, S (8, PH) OBP: 0.318, SLG: 0.211										1 0 0 0 0 0 0		
Darrel Akerfelds, R (8, 1)										0 0 0 0 0 0 0		
Inning Stats	R: 0 E: 0 K: 0 S: 5 H: 0 LOB: 0 BB: 0 P: 9	R: 0 E: 0 K: 2 S: 10 H: 0 LOB: 0 BB: 0 P: 14	R: 0 E: 0 K: 1 S: 12 H: 0 LOB: 0 BB: 0 P: 18	R: 0 E: 0 K: 0 S: 7 H: 0 LOB: 1 BB: 1 P: 12	R: 1 E: 0 K: 0 S: 12 H: 2 LOB: 3 BB: 3 P: 28	R: 0 E: 0 K: 0 S: 6 H: 0 LOB: 0 BB: 0 P: 8	R: 0 E: 0 K: 1 S: 11 H: 0 LOB: 0 BB: 0 P: 15	R: 0 E: 0 K: 1 S: 6 H: 0 LOB: 0 BB: 0 P: 8	R: 0 E: 0 K: 0 S: 8 H: 0 LOB: 0 BB: 0 P: 9	1B: 2 SF: 0 2B: 0 SAC: 0 3B: 0 DP: 1 HR: 0 HBP: 0	WP: 0 PA: 32 PB: 0 SB: 0 CS: 0	
PITCHER Andy Benes, R (1, 1) ERA: 3.98	IP WLS BF H R ER SO BB IBB HBP BLK WP HR S P ERA WHIP	9.0 W 32 2 1 1 5 4 0 0 0 0 0 0 77 121 1.00 0.667										

Philadelphia Phillies @ San Diego Padres
 Jack Murphy Stadium, San Diego, CA
 Mon May 14 1990, 10:05 PM EDT
 Att: 16,389 - Unknown

livebaseballscorecards.com

AB	28
R	1
H	2
RBI	1
BB	4
SO	5
LOB	5



Batter	1	2	3	4	5	6	7	8	9
Bip Roberts, S OBP: 0.347, SLG: 0.478 (1, 7)	1-1 G5-3	3-2 L7			3-2 HR 1B		1-1 G1-3		
Tony Gwynn, L OBP: 0.363, SLG: 0.465 (1, 9)	1-0 CS 1B		1-0 F7		3-1 1-H HR		1-1 1B		
Roberto Alomar, S OBP: 0.412, SLG: 0.476 (1, 4)	3-2 1-2 1B		2-2 HR 1B		0-1 L9		3-1 L8		
Joe Carter, R OBP: 0.299, SLG: 0.425 (1, 3)	0-2 L5		2-2 SAFE 1-H HR		1-2 F9		3-1 F9		
Benito Santiago, R OBP: 0.378, SLG: 0.553 (1, 2)		2-3 K	3-2 L8		1-3 K		0-2 L6		
Shawn Abner, R OBP: 0.364, SLG: 0.300 (1, 8)		4-0 E 1B BB	2-1 G6-3		0-0 P3		4-2 S BB		
Mike Pagliarulo, L OBP: 0.392, SLG: 0.429 (1, 5)		0-0 E3 1B		0-2 G1-6-3 1B		3-1 F8	1-2 G5-3		
Garry Templeton, S OBP: 0.264, SLG: 0.373 (1, 6)		0-2 1-2 2-H 1B		0-0 G1-6-3 1-2f		0-2 F8			
Andy Benes, R (1, 1)		0-3 K		2-3 K			2-2 G6-3		

Inning Stats	R: 0	H: 2	E: 0	K: 0	S: 11	R: 1	H: 1	E: 1	K: 2	S: 16	R: 2	H: 2	E: 0	K: 0	S: 14	R: 0	H: 1	E: 0	K: 1	S: 8	R: 2	H: 2	E: 0	K: 1	S: 13	R: 0	H: 0	E: 0	K: 0	S: 6	R: 0	H: 1	E: 0	K: 0	S: 9	R: 0	H: 0	E: 0	K: 0	S: 12	1B: 7	2B: 0	3B: 0	HR: 2	SF: 0	SAC: 0	DP: 1	HBP: 0	WP: 0	PB: 0	SB: 1	CS: 1	PA: 34
--------------	------	------	------	------	-------	------	------	------	------	-------	------	------	------	------	-------	------	------	------	------	------	------	------	------	------	-------	------	------	------	------	------	------	------	------	------	------	------	------	------	------	-------	-------	-------	-------	-------	-------	--------	-------	--------	-------	-------	-------	-------	--------

PITCHER	IP	WLS	BF	H	R	ER	SO	BB	IBB	HBP	BLK	WP	HR	S	P	ERA	WHIP
Pat Combs, L ERA: 3.65 (1, 1)	4.0	L	18	6	3	2	3	1	0	0	0	0	1	49	75	4.50	1.750
Don Carman, L ERA: 2.95 (5, 1)	3.0		12	3	2	2	1	0	0	0	0	0	1	28	46	6.00	1.000
Darrel Akerfelds, R ERA: (8, 1)	1.0		4	0	0	0	0	1	0	0	0	0	0	12	20	0.00	1.000


BOTTOM

Philadelphia Phillies @ San Diego Padres
Jack Murphy Stadium, San Diego, CA

Mon May 14 1990, 10:05 PM EDT
Att. 16,389 - Unknown

AB	R	H	RBI	BB	SO	LOB
4	1	1	0	0	0	2
4	1	3	2	0	0	0
4	1	2	0	0	0	1
4	1	1	2	0	0	1
4	0	0	0	0	2	0
2	1	0	0	2	0	0
4	0	1	0	0	0	2
3	0	1	1	0	0	1
3	0	0	0	0	2	2

AB	32
R	5
H	9
RBI	5
BB	2
SO	4
LOB	9



Batter	1	2	3	4	5	6	7	8	9	AB R H RBI BB SO LOB	TOP											
Lenny Dykstra, L (1, 8) OBP: 0.444, SLG: 0.491	2-1 G6-4-3 1B			0-1 L9		2-0 G6-3		1-1 G1-3		4 0 1 0 0 0 0												
Tom Herr, S (1, 4) OBP: 0.357, SLG: 0.431	3-2 G6-4-3 1-2f			2-0 L9		1-1 1B		1-0 F8		4 0 1 0 0 0 1												
Von Hayes, L (1, 9) OBP: 0.404, SLG: 0.491	2-2 L7			1-2 G4-3		2-2 1B		0-3 K		4 0 1 0 0 1 0												
Ricky Jordan, R (1, 3) OBP: 0.330, SLG: 0.423			1-2 G5-3		2-2 HR	1-0 L9		2-3 K		4 1 1 1 0 1 2												
Carmelo Martinez, R (1, 7) OBP: 0.387, SLG: 0.566			1-0 F4		1-1 HR	1-0 P4		1-3 K		4 1 1 1 0 1 2												
Dickie Thon, R (1, 6) OBP: 0.295, SLG: 0.294			0-3 K		0-2 WP 1B		1-2 F8		0-0 L4	4 0 1 0 0 1 0												
Charlie Hayes, R (1, 5) OBP: 0.295, SLG: 0.311			1-2 P3		0-2 P4		2-0 FC6-4 1B			3 0 1 0 0 0 1												
Steve Lake, R (1, 2) OBP: 0.200, SLG: 0.241			0-0 F8		1-3 K		1-0 FC6-4			3 0 0 0 0 1 2												
Terry Mulholland, R (1, 1) OBP: 0.273, SLG: 0.364			1-3 K		1-3 K		0-0 G3			2 0 0 0 0 2 1												
Curt Ford, L (7, PH) OBP: 0.231, SLG: 0.167										1 0 0 0 0 0 1												
Jeff Parrett, R (7, 1)										0 0 0 0 0 0 0												
Roger McDowell, R (8, 1)										0 0 0 0 0 0 0												
Inning Stats	R: 0 E: 0 K: 0 S: 9	H: 1 LOB: 0 BB: 0 P: 16	R: 0 E: 0 K: 1 S: 9	H: 0 LOB: 0 BB: 0 P: 11	R: 0 E: 0 K: 1 S: 10	H: 0 LOB: 0 BB: 0 P: 12	R: 0 E: 0 K: 0 S: 6	H: 0 LOB: 0 BB: 0 P: 9	R: 2 E: 0 K: 2 S: 20	H: 3 LOB: 1 BB: 0 P: 25	R: 0 E: 0 K: 0 S: 8	H: 2 LOB: 2 BB: 0 P: 15	R: 0 E: 0 K: 0 S: 7	H: 1 LOB: 1 BB: 0 P: 11	R: 0 E: 0 K: 1 S: 6	H: 0 LOB: 0 BB: 0 P: 8	R: 0 E: 0 K: 2 S: 7	H: 0 LOB: 0 BB: 0 P: 10	1B: 5 2B: 0 3B: 0 HR: 2	SF: 0 SAC: 0 DP: 1 HBP: 0	WP: 1 PB: 0 SB: 0 CS: 0	PA: 33
PITCHER	IP WLS BF H R ER SO BB IBB HBP BLK WP HR S P ERA WHIP																					
Dennis Rasmussen, L (1, 1) ERA: 3.92	5.1 L 21 6 2 2 4 0 0 0 0 1 2 60 84 3.38 1.125																					
Mike Dunne, R (6, 1) ERA:	1.2 6 1 0 0 0 0 0 0 0 0 0 9 15 0.00 0.600																					
Greg Harris, R (8, 1) ERA: 1.48	2.0 6 0 0 0 0 3 0 0 0 0 0 0 13 18 0.00 0.000																					

Philadelphia Phillies @ San Diego Padres
 Jack Murphy Stadium, San Diego, CA
 Tue May 15 1990, 10:05 PM EDT
 Att: 22,596 - Unknown

AB	33
R	2
H	7
RBI	2
BB	0
SO	7
LOB	10



WP: 1	PA: 33
PB: 0	
SB: 0	
CS: 0	

ERA	WHIP

BOTTOM

Philadelphia Phillies @ San Diego Padres
Jack Murphy Stadium, San Diego, CA
Tue May 15 1990, 10:05 PM EDT
Att. 22,596 - Unknown

livebaseballscorecards.com

AB 32
R 1
H 8
RBI 1
BB 4
SO 2
LOB 21



WP: 1 PA: 39
PB: 0
SB: 0
CS: 0

AB R H RBI BB SO LOB

3 0 1 0 1 0 1

5 0 2 0 0 0 4

4 0 1 1 1 0 4

4 0 0 0 0 1 5

4 0 1 0 0 0 0

3 0 1 0 0 0 0

3 0 1 0 0 0 2

3 0 0 0 1 0 3

2 0 0 0 0 0 1 2
0 0 0 0 0 0 0 0
0 1 0 0 1 0 0 0
0 0 0 0 0 0 0 0
1 0 1 0 0 0 0 0
0 0 0 0 0 0 0 0

1B: 6 SF: 0
2B: 2 SAC: 2
3B: 0 DP: 0
HR: 0 HBP: 1

Batter	1	2	3	4	5	6	7	8	9
Bip Roberts, S (1, 7) OBP: 0.352, SLG: 0.483	1-1 G5-3		2-2 2B		4-2 BB		3-2 G5-3		1-1 SH1-4
Tony Gwynn, L (1, 9) OBP: 0.364, SLG: 0.470	1-2 2B		2-1 1B		2-2 F7		2-0 F8		3-2 G4-3
Roberto Alomar, S (1, 4) OBP: 0.411, SLG: 0.469	0-2 F8		4-0 1B		0-1 F6		2-1 1B		0-1 G1-3
Joe Carter, R (1, 3) OBP: 0.290, SLG: 0.412	2-1 F8		1-1 P6		0-2 G4-3		3-H K		
Benito Santiago, R (1, 2) OBP: 0.374, SLG: 0.542		3-2 F9		0-1 G6-3		1-1 F8		2-2 SH2-4 1B	
Darrin Jackson, R (1, 8) OBP: 0.257, SLG: 0.382		0-0 L8		3-2 WP 1B		1-0 G5-3		0-1 SH2-4	
Mike Pagliarulo, L (1, 5) OBP: 0.400, SLG: 0.422		0-0 1B		3-2 F7		1-1 FC5-4 HBP		0-0 L5	
Garry Templeton, S (1, 6) OBP: 0.264, SLG: 0.362		0-2 G4-3		4-0 FC6-4 IBB		0-0 FC5-4		1-0 F7	
Dennis Rasmussen, L (1, 1) OBP: 0.357, SLG: 0.357			2-3 K		1-1 FC6-4		4-1 F8 G5-3 1B BB		1-0 G4-3 SH1-4 1B
Mike Duffins, K (6, 1)									
Phil Stephenson, L (7, PH) OBP: 0.429, SLG: 0.438									
Greg Harris, R (8, 1)									
Fred Lynn, L (9, PH) OBP: 0.309, SLG: 0.384									
Joey Cora, S (9, PR) OBP: 0.333, SLG: 0.238									

Inning Stats	R: 0	H: 1	E: 0	LOB: 1	K: 0	BB: 0	S: 11	R: 0	H: 1	E: 0	LOB: 1	K: 0	BB: 0	S: 9	R: 0	H: 2	E: 0	LOB: 2	K: 1	BB: 1	S: 10	R: 0	H: 1	E: 0	LOB: 2	K: 0	BB: 1	S: 10	R: 0	H: 0	E: 0	LOB: 1	K: 0	BB: 1	S: 12	R: 0	H: 0	E: 0	LOB: 1	K: 0	BB: 0	S: 5	R: 1	H: 1	E: 0	LOB: 1	K: 1	BB: 1	S: 11	R: 0	H: 1	E: 0	LOB: 1	K: 0	BB: 0	S: 7	R: 0	H: 1	E: 0	LOB: 1	K: 0	BB: 0	S: 10	R: 0	H: 1	E: 0	LOB: 2	K: 0	BB: 0	S: 10	1B: 6	SF: 0	2B: 2	SAC: 2	3B: 0	DP: 0	HR: 0	HBP: 1	WP: 1	PA: 39
--------------	------	------	------	--------	------	-------	-------	------	------	------	--------	------	-------	------	------	------	------	--------	------	-------	-------	------	------	------	--------	------	-------	-------	------	------	------	--------	------	-------	-------	------	------	------	--------	------	-------	------	------	------	------	--------	------	-------	-------	------	------	------	--------	------	-------	------	------	------	------	--------	------	-------	-------	------	------	------	--------	------	-------	-------	-------	-------	-------	--------	-------	-------	-------	--------	-------	--------

PITCHER	IP	WLS	BF	H	R	ER	SO	BB	IBB	HBP	BLK	WP	HR	S	P	ERA	WHIP
Terry Mulholland, L (1, 1) ERA: 3.82	6.0	W	26	5	0	0	1	2	1	1	0	1	0	57	95	0.00	1.167
Jeff Parrett, R (7, 1) ERA: 5.47	1.0		6	2	1	1	1	1	0	0	0	0	0	14	29	9.00	3.000
Roger McDowell, R (8, 1) ERA: 3.71	2.0	S	7	1	0	0	0	0	0	0	0	0	0	14	20	0.00	0.500

PITCHER	IP	WLS	BF	H	R	ER	SO	BB	IBB	HBP	BLK	WP	HR	S	P	ERA	WHIP
---------	----	-----	----	---	---	----	----	----	-----	-----	-----	----	----	---	---	-----	------

Batter	1	2	3	4	5	6	7	8	9	AB R H RBI BB SO LOB	TOP											
Lenny Dykstra, L OBP: 0.457, SLG: 0.535 (1, 8)	4-2 HR BB	1-1 4-3			1-1 F8 SF7 2B		1-2 PB 3B		1-2 FC4-6 1-3 2B	4 3 3 0 1 0 0												
Tom Herr, S OBP: 0.351, SLG: 0.417 (1, 4)	1-0 F8		1-3 K		2-2 F8		3-3 K		4-0 FC4-6 IBB	4 0 0 0 1 2 2												
Von Hayes, L OBP: 0.404, SLG: 0.513 (1, 9)	2-1 HR		1-2 4-3		0-0 SF7		3-H 4-1 BB		0-1 FC4-6	3 1 1 4 1 0 2												
Ricky Jordan, R OBP: 0.324, SLG: 0.412 (1, 3)	0-0 F8		1-2 G4-3		0-0 1B		0-1 F9		1-2 5-3	5 0 1 0 0 0 3												
John Kruk, L OBP: 0.342, SLG: 0.467 (1, 7)	0-0 1B 2B			1-3 K	2-3 K			0-0 6-3		4 1 1 0 0 2 1												
Charlie Hayes, R OBP: 0.302, SLG: 0.318 (1, 5)	0-1 1B		1-2 E3		0-0 P4		2-2 G5-4-3 1B			4 0 2 1 0 0 0												
Darren Daulton, L OBP: 0.333, SLG: 0.282 (1, 2)	1-3 K		1-3 K		1-0 P3		0-0 G5-4-3		1-2f	4 0 0 0 0 2 3												
Rod Booker, L OBP: 0.348, SLG: 0.263 (1, 6)		0-2 P8		4-0 IBB	1-1 P3			0-0 FC4-6 1B		2 0 0 0 1 0 0												
Dickie Thon, R OBP: 0.301, SLG: 0.300 (9, PH)										1 1 1 0 0 0 0												
Ken Howell, R OBP: 0.188, SLG: 0.200 (1, 1)		0-3 K		0-0 F8			1-0 F7		2-1 L9	3 0 0 0 0 0 1 2												
Jeff Parrett, R (7, 1)										0 0 0 0 0 0 0 0												
Darrel Akerfelds, R (8, 1)										0 0 0 0 0 0 0 0												
Don Carman, L (8, 1)										0 0 0 0 0 0 0 0												
Randy Ready, R (9, PH)										1 0 0 0 0 0 0 1												
Roger McDowell, R (9, 1)										0 0 0 0 0 0 0 0												
Inning Stats	R: 3 E: 0 K: 1 S: 12	H: 3 LOB: 1 BB: 1 P: 20	R: 0 E: 0 K: 1 S: 9	H: 0 LOB: 0 BB: 0 P: 10	R: 0 E: 0 K: 1 S: 10	H: 0 LOB: 0 BB: 1 P: 13	R: 0 E: 1 K: 2 S: 10	H: 0 LOB: 2 BB: 1 P: 17	R: 1 E: 0 K: 1 S: 12	H: 2 LOB: 1 BB: 0 P: 17	R: 0 E: 0 K: 0 S: 4	H: 0 LOB: 0 BB: 0 P: 6	R: 1 E: 0 K: 1 S: 11	H: 1 LOB: 1 BB: 1 P: 20	R: 0 E: 0 K: 0 S: 5	H: 1 LOB: 0 BB: 0 P: 7	R: 1 E: 0 K: 0 S: 13	H: 2 LOB: 2 BB: 1 P: 21	1B: 4 2B: 3 3B: 1 HR: 1	SF: 1 SAC: 0 DP: 1 HBP: 0	WP: 0 PB: 1 SB: 0 CS: 0	PA: 40
PITCHER	IP WLS BF H R ER SO BB IBB HBP BLK WP HR S P ERA WHIP																					
Ed Whitson, R (1, 1) ERA: 2.5	6.0 L 26 5 4 4 6 1 1 0 0 0 1 57 83 6.00 1.000																					
Calvin Schiraldi, R (7, 1) ERA: 5.3	1.0 5 1 1 0 1 1 0 0 0 0 0 11 20 0.00 2.000																					
Pat Clements, L (8, 1) ERA: 3.6	1.2 8 3 1 1 0 0 1 0 0 0 0 14 23 5.40 1.800																					
Mark Grant, R (9, 1) ERA: 6.98	0.1 1 0 0 0 0 0 0 0 0 0 0 4 5 0.00 0.000																					

Philadelphia Phillies @ San Diego Padres
 Jack Murphy Stadium, San Diego, CA
 Wed May 16 1990, 6:33 AM EDT
 Att. 17,710 - Sunny - 80 F

livebaseballscorecards.com

AB	35
R	6
H	9
RBI	5
BB	4
SO	7
LOB	14



Batter	1	2	3	4	5	6	7	8	9	AB	R	H	RBI	BB	SO	LOB
Bip Roberts, S OBP: 0.353, SLG: 0.475 (1, 7) C B B C X (8, 6)	3-2 4-3 ①			0-2 G3 ①		X 0-0 4-3 ②		B C C B B B B B X 4-2 1B SF7 BB 1-2	1-2 G6-4-3 1B 2-3 3-H	4	1	1	2	1	0	1
Tony Gwynn, L OBP: 0.359, SLG: 0.460 (1, 9) C B X (8, 6)	1-1 5-3 ②			0-0 4-3 ②		X 0-0 1-3 ③		C X 0-1 1B 1-3 2-H	1-1 G6-4-3 1B 1-2f	5	0	1	1	0	0	3
Roberto Alomar, S OBP: 0.400, SLG: 0.458 (1, 4) B C B X (8, 6)	2-1 4-3 ③			2-2 6-3 ③			B B B B X 1-3 K ①	1-0 SF7 ①		3	0	0	1	0	1	0
Joe Carter, R OBP: 0.289, SLG: 0.407 (1, 3) (8, 8) (9, 7)		B X 1-0 F8 ①		1-1 G4-6-3 1B ①	C B X 1-1 K ①		B B B B B B B B X 2-3 K ②	1 SAFE 0-3 K ②		4	0	1	0	0	2	1
Fred Lynn, L OBP: 0.310, SLG: 0.373 (1, 8) (8, 7)		B C C X 0-3 K ②		1-3 K ①		B B B B B B B B X 4-0 BB BB BB ③	2-1 F7 ③		2	0	0	0	1	2	1	
Darrin Jackson, R OBP: 0.250, SLG: 0.371 (8, PH) (9, 8)										1	0	0	0	0	0	1
Mike Pagliarulo, L OBP: 0.407, SLG: 0.438 (1, 5) X (8, 6)		X 0-0 P7 ③		0-0 G4-6-3 1-2f ② ③		B B B B B B B B X 4-1 BB BB 1-2 BB BB ③		3-2 1B 2B	3	1	1	0	1	0	1	
Joey Cora, S OBP: 0.308, SLG: 0.217 (1, 6) (7, PH) (8, 3)			X 0-0 4-3 ①			C F B B S 2-3 K ①		B B B B B B B B X 4-1 BB BB 1-2 2-3 BB ③	3-2 SH2-4 1B 2-H 1B 1B	2	0	0	0	0	1	0
Phil Stephenson, L OBP: 0.478, SLG: 0.471 (7, PH) (8, 3)										1	1	1	1	1	0	0
Mark Parent, R OBP: 0.292, SLG: 0.304 (1, 2) (8, 1)		X 0-0 F8 ②		0-0 K ②		C B F X 1-2 2B 4-3 1B ③		C B C X 2-1 P4 ③	1-2 1B SH2-4 1B	3	1	1	0	0	0	3
Pat Clements, R (8, 1)										0	0	0	0	0	0	0
Mark Grant, R (9, 1)										0	0	0	0	0	0	0
Garry Templeton, S OBP: 0.270, SLG: 0.368 (9, PH)										1	0	1	0	0	0	0
Ed Whitson, R OBP: 0.133, SLG: 0.333 (1, 1)			C X 0-1 P3 ③			B B B B B B B B X 3-2 4-3 2B 1-3 2B ③		1-1 1B 1B	1	0	0	0	0	0	0	
Jerald Clark, R OBP: 0.200, SLG: 0.214 (6, PH)										1	0	1	0	0	0	0
Calvin Schiraldi, R (7, 1)										0	0	0	0	0	0	0
Benito Santiago, R OBP: 0.379, SLG: 0.546 (8, 2)									1-2 2-3 SH2-4	1	1	1	0	0	0	0

Inning Stats	R: 0	H: 0	E: 0	LOB: 0	K: 0	BB: 0	S: 7	P: 13	R: 0	H: 0	E: 0	LOB: 0	K: 1	BB: 0	S: 5	P: 6	R: 0	H: 0	E: 0	LOB: 0	K: 0	BB: 0	S: 4	P: 4	R: 0	H: 0	E: 0	LOB: 0	K: 0	BB: 0	S: 7	P: 9	R: 0	H: 1	E: 0	LOB: 0	K: 1	BB: 0	S: 6	P: 8	R: 1	H: 2	E: 0	LOB: 1	K: 1	BB: 0	S: 12	P: 18	R: 0	H: 0	E: 0	LOB: 3	K: 2	BB: 3	S: 11	P: 28	R: 2	H: 2	E: 0	LOB: 1	K: 1	BB: 1	S: 12	P: 20	R: 2	H: 4	E: 0	LOB: 1	K: 0	BB: 0	S: 19	P: 28	1B: 7	SF: 1	2B: 2	SAC: 1	3B: 0	DP: 2	HR: 0	HBP: 0	WP: 0	PA: 38
--------------	------	------	------	--------	------	-------	------	-------	------	------	------	--------	------	-------	------	------	------	------	------	--------	------	-------	------	------	------	------	------	--------	------	-------	------	------	------	------	------	--------	------	-------	------	------	------	------	------	--------	------	-------	-------	-------	------	------	------	--------	------	-------	-------	-------	------	------	------	--------	------	-------	-------	-------	------	------	------	--------	------	-------	-------	-------	-------	-------	-------	--------	-------	-------	-------	--------	-------	--------

PITCHER	IP	WLS	BF	H	R	ER	SO	BB	IBB	HBP	BLK	WP	HR	S	P	ERA	WHIP
Ken Howell, R ERA: 3.77 (1, 1)	6.2	W	24	3	1	1	5	2	0	0	0	0	0	49	77	1.35	0.750
Jeff Parrett, R ERA: 6.08 (7, 1)	0.1		5	2	2	2	0	2	0	0	0	0	0	9	20	54.00	12.000
Darrel Akerfelds, R ERA: (8, 1)	0.2		2	0	0	0	1	0	0	0	0	0	0	4	5	0.00	0.000
Don Carman, L ERA: 2.91 (8, 1)	0.1		1	0	0	0	0	0	0	0	0	0	0	2	4	0.00	0.000
Roger McDowell, R ERA: 4.5 (9, 1)	1.0	S	6	4	2	2	0	0	0	0	0	0	0	19	28	18.00	4.000

BOTTOM

Philadelphia Phillies @ San Diego Padres
Jack Murphy Stadium, San Diego, CA

Wed May 16 1990, 6:33 AM EDT
Att. 17,710 - Sunny - 80 F

AB	32
R	5
H	9
RBI	5
BB	4
SO	6
LOB	11



PITCHER	IP	WLS	BF	H	R	ER	SO	BB	IBB	HBP	BLK	WP	HR	S	P	ERA	WHIP
---------	----	-----	----	---	---	----	----	----	-----	-----	-----	----	----	---	---	-----	------

Batter	1	2	3	4	5	6	7	8	9	AB R H RBI BB SO LOB	TOP											
Lenny Dykstra, L OBP: 0.459, SLG: 0.538 (1, 8)	4-0 BB G3 BB		2-2 F7	0-0 F7			1-2 2B			3 0 1 0 1 0 3	Philadelphia Phillies @ Los Angeles Dodgers Dodger Stadium, Los Angeles, CA Fri May 18 1990, 7:05 PM PDT Att. 34,274 - Unknown - 70 F											
Tom Herr, S OBP: 0.341, SLG: 0.403 (1, 4)	1-2 SAFE G3		1-0 P5		3-3 K		2-3 K			4 0 0 0 0 2 2												
Von Hayes, L OBP: 0.393, SLG: 0.496 (1, 9)	3-1 G3			1-3 K	2-2 F9		2-3 K			4 0 0 0 0 2 1												
Ricky Jordan, R OBP: 0.322, SLG: 0.415 (1, 3)	2-3 K			2-0 PB G4-3 2B	1-0 G6-3		1-1 G6-3			4 1 1 0 0 1 1												
John Kruk, L OBP: 0.339, SLG: 0.454 (1, 7)		1-1 G3		4-0 G4-3 PB 1B BB		3-3 K	1-0 G6-3			3 1 0 0 1 1 0												
Charlie Hayes, R OBP: 0.308, SLG: 0.325 (1, 5)		2-2 1B		2-2 G4-3	0-0 P3		1-1 G6-4-3 1B			4 0 2 1 0 0 1												
Dickie Thon, R OBP: 0.299, SLG: 0.298 (1, 6)		2-2 SAFE F8		2-1 1B	3-2 F9		0-0 G6-4-3			4 0 1 1 0 0 2												
Steve Lake, R OBP: 0.242, SLG: 0.281 Randy Ready, R OBP: 0.361, SLG: 0.400 (1, 2) (9, PH)	0-1 G6-3			0-2 BB 1B		0-0 G4-6-3 1B	1-3 K			3 0 2 0 0 0 1 1 0 0 0 0 1 0												
Bruce Ruffin, S OBP: 0.188, SLG: 0.133 Marvin Freeman, R (5, 1) Curt Ford, L OBP: 0.214, SLG: 0.154 Darrel Akerfelds, R (7, 1) (7, 1)			0-1 G1-3	4-0 BB		0-1 G4-6-3				1 0 0 0 1 0 0 0 0 0 0 0 0 0 1 0 0 0 0 0 1 0 0 0 0 0 0 0												
Inning Stats	R: 0 E: 0 K: 1 S: 8	H: 0 LOB: 1 BB: 1 P: 18	R: 0 E: 0 K: 0 S: 11	H: 1 LOB: 1 BB: 0 P: 16	R: 0 E: 0 K: 0 S: 7	H: 0 LOB: 0 BB: 0 P: 10	R: 2 E: 0 K: 1 S: 16	H: 3 LOB: 3 BB: 2 P: 31	R: 0 E: 0 K: 1 S: 9	H: 0 LOB: 0 BB: 0 P: 15		R: 0 E: 0 K: 1 S: 7	H: 0 LOB: 0 BB: 0 P: 13	R: 0 E: 0 K: 1 S: 11	H: 2 LOB: 1 BB: 0 P: 14	R: 0 E: 0 K: 1 S: 6	H: 0 LOB: 0 BB: 0 P: 10	R: 0 E: 0 K: 1 S: 6	H: 1 LOB: 0 BB: 0 P: 8	1B: 5 2B: 2 3B: 0 HR: 0	SF: 0 SAC: 0 DP: 2 HBP: 0	WP: 0 PB: 1 SB: 0 CS: 0
PITCHER	IP WLS BF H R ER SO BB IBB HBP BLK WP HR S P ERA WHIP	IP WLS BF H R ER SO BB IBB HBP BLK WP HR S P ERA WHIP																				
Tim Belcher, R ERA: 4.01 (1, 1)	7.0 W 29 6 2 2 5 3 0 0 0 0 0 69 117 2.57 1.286	Jay Howell, R ERA: 3.0 (8, 1)	2.0 S 6 1 0 0 2 0 0 0 0 0 0 12 18 0.00 0.500																			

livebaseballscorecards.com

AB	32
R	2
H	7
RBI	2
BB	3
SO	7
LOB	12



Batter	1	2	3	4	5	6	7	8	9	AB	R	H	RBI	BB	SO	LOB
Juan Samuel, R OBP: 0.260, SLG: 0.270 (1, 4)	F9		F7		SH5-3		G5-3			3	0	0	0	0	0	0
Jose Gonzalez, R OBP: 0.333, SLG: 0.389 Stan Javier, S OBP: 0.289, SLG: 0.317 (7, PH) (8, 8)	G6-3			G4-3	FC5, G3 IBB		G5-3			2	0	0	0	1	0	0
Kal Daniels, L OBP: 0.381, SLG: 0.534 (1, 7)	L8			F8, 1B	G3		K			4	0	1	1	0	1	2
Eddie Murray, S OBP: 0.379, SLG: 0.472 (1, 3)		F8		1B	IBB			F7		3	0	1	0	1	0	0
Hubie Brooks, R OBP: 0.255, SLG: 0.435 (1, 9)		F9		F8	FC5			G5-3		4	0	0	0	0	0	5
Mike Sharperson, R OBP: 0.400, SLG: 0.358 (1, 5)		L8		K		PB, S CS 1B		P3		4	1	1	0	0	1	2
Rick Dempsey, R OBP: 0.500, SLG: 0.846 (1, 2)				HR	HR		G5-3			3	2	2	2	0	0	1
Alfredo Griffin, S OBP: 0.333, SLG: 0.353 (1, 6)				G1-3	SH5-3, 1B G3 1B		F9			3	1	1	0	0	0	0
Tim Belcher, R OBP: 0.250, SLG: 0.100 Jay Howell, R (8, 1)				F9	G3, SH5-3 1B		G4-3			3	0	1	0	0	0	0
										0	0	0	0	0	0	0

Inning Stats	R: 0	H: 0	E: 0	LOB: 0	K: 0	BB: 0	S: 7	P: 13	R: 0	H: 0	E: 0	LOB: 0	K: 0	BB: 0	S: 7	P: 10	R: 1	H: 1	E: 0	LOB: 0	K: 0	BB: 0	S: 8	P: 15	R: 0	H: 2	E: 0	LOB: 2	K: 1	BB: 0	S: 12	P: 19	R: 2	H: 3	E: 0	LOB: 3	K: 0	BB: 2	S: 13	P: 28	R: 1	H: 1	E: 0	LOB: 0	K: 0	BB: 0	S: 11	P: 13	R: 0	H: 0	E: 0	LOB: 0	K: 1	BB: 0	S: 6	P: 9	R: 0	H: 0	E: 0	LOB: 0	K: 0	BB: 0	S: 8	P: 11
--------------	------	------	------	--------	------	-------	------	-------	------	------	------	--------	------	-------	------	-------	------	------	------	--------	------	-------	------	-------	------	------	------	--------	------	-------	-------	-------	------	------	------	--------	------	-------	-------	-------	------	------	------	--------	------	-------	-------	-------	------	------	------	--------	------	-------	------	------	------	------	------	--------	------	-------	------	-------

PITCHER	IP	WLS	BF	H	R	ER	SO	BB	IBB	HBP	BLK	WP	HR	S	P	ERA	WHIP
Bruce Ruffin, L ERA: 4.57 (1, 1)	4.2	L	22	6	3	3	1	0	0	0	0	0	2	46	83	5.79	1.286
Marvin Freeman, R ERA: (5, 1)	1.1		5	1	1	0	0	0	0	0	0	0	0	12	15	0.00	0.750
Darrel Akerfelds, R ERA: (7, 1)	2.0		6	0	0	0	1	0	0	0	0	0	0	14	20	0.00	0.000

BOTTOM

Philadelphia Phillies @ Los Angeles Dodgers
 Dodger Stadium, Los Angeles, CA

Fri May 18 1990, 7:05 PM PDT
 Att: 34,274 - Unknown - 70 F

livebaseballscorecards.com

AB	30
R	4
H	7
RBI	3
BB	2
SO	2
LOB	10



WP:	0	PA:	33
PB:	1		
SB:	1		
CS:	1		

Batter	1	2	3	4	5	6	7	8	9	10	11	AB	R	H	RBI	BB	SO	LOB	TOP								
Lenny Dykstra, L OBP: 0.461, SLG: 0.532 (1, 8)	E6 G4-6-3		L5	1B S 1B		BB FC4-6 1B		G3	1B FC4-6 BB	1-2 2-3 1B	F7 0-0	7	3	3	0	1	0	1									
Tom Herr, S OBP: 0.359, SLG: 0.420 (1, 4)	G4-6-3		1B	1B 1-H		FC4-6 BB 1B		1B 1B	E 1B	FC3-2 1B		7	2	5	3	0	0	4									
Von Hayes, L OBP: 0.395, SLG: 0.484 (1, 9)	L8		F8	F9		FC4-6 BB		1B 1B	FC4-6 IBB	P6		5	1	1	0	2	0	6									
Ricky Jordan, R OBP: 0.328, SLG: 0.411 (1, 3)	F8			FC5-4 1B 1B		FC4-6		1B 1B	FC4-6		FC1-6 1B HBP	6	1	2	2	0	0	4									
Randy Ready, R OBP: 0.359, SLG: 0.375 John Kruk, L OBP: 0.352, SLG: 0.459 (6, PH) (6, 7)		G5-3		F8		2B BB		F7			1B FC1-6 3B 1B	2	0	0	0	1	0	1									
Charlie Hayes, R OBP: 0.320, SLG: 0.339 Terry Mulholland, R OBP: 0.273, SLG: 0.354 Carmelo Martinez, R OBP: 0.381, SLG: 0.556 Roger McDowell, R (9, 1)		G6-3		FC5-4 1B		2B		G4-3		K	FC1-6 1B 3B	4	0	2	0	1	0	2									
Dickie Thon, R OBP: 0.306, SLG: 0.314 (1, 6)				FC5-4 1B HR		G5-3		L7		BB 1B 1B	G6-3	7	3	3	0	0	0	5	AB 57								
Steve Lake, R OBP: 0.257, SLG: 0.294 Darren Daulton, L OBP: 0.327, SLG: 0.278 (5, PH) (5, 2)		G6-3		HR 1B		G3		F8		F9	1B FC3-2 1B	2	1	1	1	0	0	1	RBI 14								
Dennis Cook, L OBP: 0.316, SLG: 0.474 Don Carman, L OBP: 0.400, SLG: 0.400 Marvin Freeman, R Curt Ford, L OBP: 0.200, SLG: 0.143 Jeff Parrett, R Dave Hollins, S OBP: 0.395, SLG: 0.200 Darrel Akerfelds, R Rod Booker, L OBP: 0.423, SLG: 0.455 (1, 1) (4, 1) (5, 1) (6, PH) (6, 1) (7, PH) (7, 1) (8, 9)			G3-1			G4-3		K		BB 1B 1B	FC3-2 1B	2	1	1	3	0	0	0	WP: 0								
Inning Stats	R: 0 E: 1 K: 0 S: 7	H: 0 LOB: 1 BB: 0 P: 12	R: 0 E: 0 K: 0 S: 7	H: 1 LOB: 1 BB: 0 P: 10	R: 0 E: 0 K: 0 S: 7	H: 1 LOB: 1 BB: 0 P: 11	R: 5 E: 0 K: 0 S: 17	H: 6 LOB: 1 BB: 0 P: 27	R: 0 E: 0 K: 0 S: 6	H: 1 LOB: 2 BB: 1 P: 13	R: 1 E: 0 K: 0 S: 14	H: 2 LOB: 2 BB: 1 P: 26	R: 0 E: 0 K: 1 S: 11	H: 0 LOB: 1 BB: 1 P: 20	R: 2 E: 0 K: 0 S: 15	H: 4 LOB: 1 BB: 0 P: 22	R: 4 E: 1 K: 1 S: 15	H: 3 LOB: 2 BB: 3 P: 34	R: 0 E: 0 K: 0 S: 11	H: 3 LOB: 3 BB: 0 P: 13	R: 3 E: 0 K: 0 S: 9	H: 3 LOB: 1 BB: 0 P: 17	1B: 20 2B: 2 3B: 1 HR: 1	SF: 0 SAC: 0 DP: 1 HBP: 1	WP: 0 PA: 64 PB: 0 SB: 1 CS: 0		
PITCHER	IP	WLS	BF	H	R	ER	SO	BB	IBB	HBP	BLK	WP	HR	S	P	ERA	WHIP										
Fernando Valenzuela, L ERA: 3.33 (1, 1)	4.1		24	9	5	5	0	1	0	0	0	0	1	42	70	10.38	2.308										
Mike Hartley, R ERA: 4.25 (5, 1)	0.2		2	0	0	0	0	0	0	0	0	0	0	2	3	0.00	0.000										
Mike Maddux, R ERA: 3.86 (6, 1)	2.0		10	2	1	1	1	2	0	0	0	0	0	25	46	4.50	2.000										
Tim Crews, R ERA: 4.7 (8, 1)	0.1		5	4	2	2	0	0	0	0	0	0	0	14	21	54.00	12.000										
Don Aase, R ERA: 4.8 (8, 1)	1.0		5	2	3	3	0	1	0	0	0	0	0	10	17	27.00	3.000										
PITCHER	IP	WLS	BF	H	R	ER	SO	BB	IBB	HBP	BLK	WP	HR	S	P	ERA	WHIP										
John Wetteland, R ERA: 7.27 (9, 1)	0.2		5	1	1	0	1	0	2	0	0	0	0	6	18	0.00	1.500										
Jay Howell, R ERA: 5.63 (10, 1)	2.0	L	13	6	3	3	0	0	0	1	0	0	0	20	30	13.50	3.000										

Philadelphia Phillies @ Los Angeles Dodgers
 Dodger Stadium, Los Angeles, CA
 Sat May 19 1990, 7:05 PM PDT
 Att. 44,703 - Unknown

livebaseballscorecards.com

AB 57
 R 15
 H 24
 RBI 14
 BB 6
 SO 2
 LOB 38



Batter	1	2	3	4	5	6	7	8	9	10	11	AB	R	H	RBI	BB	SO	LOB
Juan Samuel, R OBP: 0.256, SLG: 0.261	1-2 P2	3-3 K		4-0 1B HR BB		2-3 K		3-0 SH1-3	0-1 FC1-2		1-2 G4-3	5	1	0	0	1	2	5
Stan Javier, S OBP: 0.308, SLG: 0.304	1-0 B2-3		1-2 G6-3	2-2 HR 1B		4-0 F8 BB		4-1 1B BB	0-0 L7		1-2 F7	5	1	1	1	2	0	4
Kal Daniels, L Jose Gonzalez, R John Wetteland, R Mickey Hatcher, R Jay Howell, R	1-1 G4-3		2-2 G3	0-0 HR		2-2 F8		1-0 G6-4-3 1B	1-1 FC6-4			5	1	2	5	0	0	1
Eddie Murray, S OBP: 0.377, SLG: 0.461		0-1 G6-3	4-2 BB	0-0 F4		0-0 G4-3		0-0 G6-4-3		0-1 G4-6-3 1B		5	0	1	0	1	0	3
Hubie Brooks, R OBP: 0.265, SLG: 0.430		3-2 G6-3 1B 1B	3-2 F8		4-2 CS 1B HBP		2-2 G6-3		4-2 1B BB	0-2 G4-6-3		4	2	1	0	1	0	2
Mike Sharperson, R Lenny Harris, L	1-1 1B G6-3 1B		1-2 G6-3	1-0 1B 1B		2-1 G6-3		1-1 E 1B	0-1 1B			3	1	2	0	0	0	0
Rick Dempsey, R Tim Crews, R Don Aase, R John Shelby, S	1-0 G6-3		4-1 BB 1B BB	1-3 K		2-3 K		1-2 E2 FC1-2 2B	1-3 K			3	1	0	0	1	2	4
Alfredo Griffin, S OBP: 0.356, SLG: 0.371	0-0 E 1B		1-0 P6	1-3 1B		0-0 K2-3		0-1 E WP 1B	4-0 FC1-2 IBB		0-2 G4-3 G1-3 1B	5	2	4	2	1	0	1
Fernando Valenzuela, L Mike Hartley, R Chris Gwynn, L Mike Maddux, L Mike Scioscia, L	0-1 E6 WP		1-2 1B HR BB 1B	1-3 K2-3		1-3 K2-3		1-0 E4 SH1-3 WP 1B	4-0 FC1-2 IBB		0-1 G1-3	2	1	1	0	0	0	0

BOTTOM	
AB	46
R	12
H	15
RBI	10
BB	8
SO	6
LOB	28

Inning Stats	
R: 0	H: 0
E: 0	LOB: 0
K: 0	BB: 0
S: 6	P: 9

Inning Stats															
R: 3	H: 3	R: 0	H: 0	R: 5	H: 3	R: 0	H: 2	R: 0	H: 0	R: 2	H: 2	R: 2	H: 2	R: 0	H: 2
E: 1	LOB: 1	E: 0	LOB: 1	E: 0	LOB: 0	E: 0	LOB: 2	E: 1	LOB: 2	E: 1	LOB: 2	E: 1	LOB: 3	E: 0	LOB: 1
K: 1	BB: 0	K: 0	BB: 1	K: 0	BB: 2	K: 2	BB: 0	K: 1	BB: 1	K: 0	BB: 1	K: 1	BB: 3	K: 0	BB: 0
S: 17	P: 25	S: 15	P: 25	S: 16	P: 29	S: 12	P: 19	S: 8	P: 14	S: 8	P: 16	S: 12	P: 27	S: 11	P: 11

PITCHER																
IP	WLS	BF	H	R	ER	SO	BB	IBB	HBP	BLK	WP	HR	S	P	ERA	WHIP
3.2	20	5	7	6	1	3	0	0	0	0	1	0	52	86	14.73	2.182

PITCHER																
IP	WLS	BF	H	R	ER	SO	BB	IBB	HBP	BLK	WP	HR	S	P	ERA	WHIP
0.2	2	1	0	0	0	0	0	0	0	0	0	0	2	3	0.00	1.500

Philadelphia Phillies @ Los Angeles Dodgers
Dodger Stadium, Los Angeles, CA
Sat May 19 1990, 7:05 PM PDT
Att. 44,703 - Unknown



Batter	1	2	3	4	5	6	7	8	9	AB R H RBI BB SO LOB	TOP
Lenny Dykstra, L (1, 8) OBP: 0.473, SLG: 0.540	4-0 BB BB BB BB G6-3 BB			4-0 1B S 2B BB	1-1 P6		0-0 1-H 2B		4-1 BB	2 1 1 1 3 0 0	Philadelphia Phillies @ Los Angeles Dodgers Dodger Stadium, Los Angeles, CA Sun May 20 1990, 3:33 AM PDT Att: 45,770 - Sunny
Rod Booker, L (1, 4) OBP: 0.355, SLG: 0.370 (8, 6)	SAFE 3-2 X G6-3 1-2f		SAFE 1-2 X F8	SAFE 1-2 X F8		0-0 B1-3	3-3 K	1-3 K	5 0 0 0 0 2 4		
Von Hayes, L (1, 9) OBP: 0.398, SLG: 0.485	1-1 F9		SAFE 2-1 X 2B 1-3 1B	SAFE 2-1 X 2B 1-3 1B		3-1 CS 1B	1-0 P6		4 0 2 0 0 0 0		
Ricky Jordan, R (1, 3) OBP: 0.333, SLG: 0.422		1-0 G1-3		0-1 1-3 3-H 2B		2-2 1-2 1B	1-1 F8		4 0 2 1 0 0 0		
John Kruk, L (1, 7) OBP: 0.357, SLG: 0.451		3-3 K		4-0 IBB		2-3 K	4-2 1B BB		2 0 0 0 2 2 1		
Charlie Hayes, R (1, 5) OBP: 0.326, SLG: 0.369		1-3 K		1-3 K		1-0 HR	2-1 1-2 1B		4 1 2 1 0 2 3		
Dickie Thorn, R (1, 6) OBP: 0.297, SLG: 0.304 Jeff Parrett, R (8, 1)			0-0 P4	0-1 L4		1-2 L5	2-3 K		4 0 0 0 0 1 5 0 0 0 0 0 0 0		
Darren Daulton, L (1, 2) OBP: 0.324, SLG: 0.269			2-3 K		3-3 K		4-2 2B BB	3-3 K	3 1 0 0 1 3 0		
Pat Combs, L (1, 1) OBP: 0.250, SLG: 0.267 Curt Ford, L (7, PH) OBP: 0.188, SLG: 0.133 Don Carman, L (7, 1) OBP: 0.400, SLG: 0.400 Tom Herr, S (8, 4) OBP: 0.356, SLG: 0.417			1-3 K		3-2 G6-3		2-0 F8	0-2 F8	2 0 0 0 0 1 0 1 0 0 0 0 0 1 0 0 0 0 0 0 0 1 0 0 0 0 0 0		

AB	32
R	3
H	7
RBI	3
BB	6
SO	11
LOB	14

WP: 0	PA: 38
PB: 0	
SB: 1	
CS: 1	

Inning Stats		R: 0 H: 0 E: 0 LOB: 0 K: 0 BB: 1 S: 6 P: 14		R: 0 H: 0 E: 0 LOB: 0 K: 2 BB: 0 S: 8 P: 13		R: 0 H: 0 E: 0 LOB: 0 K: 2 BB: 0 S: 8 P: 11		R: 1 H: 2 E: 0 LOB: 3 K: 1 BB: 2 S: 13 P: 25		R: 0 H: 0 E: 0 LOB: 0 K: 1 BB: 0 S: 14 P: 21		R: 0 H: 2 E: 0 LOB: 1 K: 1 BB: 0 S: 9 P: 16		R: 2 H: 2 E: 0 LOB: 1 K: 1 BB: 1 S: 12 P: 23		R: 0 H: 1 E: 0 LOB: 2 K: 1 BB: 1 S: 12 P: 22		R: 0 H: 0 E: 0 LOB: 1 K: 2 BB: 1 S: 12 P: 20		1B: 4 SF: 0 2B: 2 SAC: 0 3B: 0 DP: 1 HR: 1 HBP: 0		
PITCHER		IP	WLS	BF	H	R	ER	SO	BB	IBB	HBP	BLK	WP	HR	S	P	ERA	WHIP				
Ramon Martinez, R (1, 1) ERA: 4.04		7.0	W	29	6	3	3	8	3	1	0	0	0	1	70	123	3.86	1.286				
Mike Hartley, R (8, 1) ERA: 3.68		2.0	S	9	1	0	0	3	2	0	0	0	0	0	24	42	0.00	1.500				



Batter	1	2	3	4	5	6	7	8	9
Stan Javier, S OBP: 0.333, SLG: 0.327 (1, 8)	0-1 G5-3	3-1 CS	2-2 P4	4-0 IBB		3-2 1B 2B		4-0 L5-6 S BB	
Mike Sharperson, R OBP: 0.412, SLG: 0.393 (1, 4) (8, 5)	0-0 2B 2B		1-2 G6-3	1-3 K		2-2 1B 1B		3-2 L5-6	
Kal Daniels, L OBP: 0.394, SLG: 0.559 (1, 7)	4-0 2B BB		3-1 1B	2-2 G4-3		1-2 1B			
Eddie Murray, S OBP: 0.373, SLG: 0.462 (1, 3)	0-0 2B		1-2 L8		0-3 K	0-1 F7			
Hubie Brooks, R OBP: 0.277, SLG: 0.441 (1, 9)	4-0 L3 IBB			1-1 1B 2B	1-3 K		2-2 FC6 1B		
Mickey Hatcher, R OBP: 0.241, SLG: 0.185 Mike Hartley, R (8, 1)	2-1 L3			4-2 1B BB	1-2 G5-3		2-3 K		
Mike Scioscia, L OBP: 0.316, SLG: 0.434 (1, 2)		1-0 G3-1		0-0 1B 1B		0-1 L7	0-0 F8		
Alfredo Griffin, S OBP: 0.360, SLG: 0.375 (1, 6)		1-1 CS SH1-4 1B		1-1 WP 1B		1-2 E6 2B	1-2 FC6		
Ramon Martinez, R OBP: 0.067, SLG: 0.067 Lenny Harris, L OBP: 0.309, SLG: 0.329 (8, 4)		0-0 SH1-4		1-3 K		0-2 G2-3	2-1 F8		

Inning Stats	R: 1 E: 0 K: 0 S: 6	H: 2 LOB: 2 BB: 2 P: 16	R: 0 E: 0 K: 0 S: 5	H: 1 LOB: 0 BB: 0 P: 10	R: 0 E: 0 K: 0 S: 12	H: 1 LOB: 1 BB: 0 P: 19	R: 2 E: 0 K: 2 S: 20	H: 3 LOB: 3 BB: 2 P: 34	R: 0 E: 0 K: 2 S: 10	H: 0 LOB: 0 BB: 0 P: 12	R: 3 E: 1 K: 0 S: 19	H: 3 LOB: 1 BB: 0 P: 26	R: 0 E: 0 K: 1 S: 10	H: 1 LOB: 1 BB: 0 P: 15	R: 0 E: 0 K: 0 S: 8	H: 0 LOB: 0 BB: 1 P: 16
1B: 7 2B: 6 3B: 0 HR: 0	SF: 0 SAC: 1 DP: 2 HBP: 0	WP: 1 PB: 0 SB: 1 CS: 1	PA: 39													

PITCHER	IP	WLS	BF	H	R	ER	SO	BB	IBB	HBP	BLK	WP	HR	S	P	ERA	WHIP
Pat Combs, L ERA: 3.77 (1, 1)	6.0	L	31	10	6	3	4	2	2	0	0	1	0	72	117	4.50	2.000
Don Carman, L ERA: 3.09 (7, 1)	1.1		6	1	0	0	1	1	0	0	0	0	0	12	23	0.00	1.500
Jeff Parrett, R ERA: 5.72 (8, 1)	0.2		1	0	0	0	0	0	0	0	0	0	0	6	8	0.00	0.000

BOTTOM

Philadelphia Phillies @ Los Angeles Dodgers
 Dodger Stadium, Los Angeles, CA
 Sun May 20 1990, 3:33 AM PDT
 Att. 45,770 - Sunny

livebaseballscorecards.com

AB	32
R	6
H	11
RBI	6
BB	5
SO	5
LOB	18



Batter	1	2	3	4	5	6	7	8	9	AB R H RBI BB SO LOB	TOP											
Lenny Dykstra, L (1, 8) OBP: 0.477, SLG: 0.542	1-1 G4-3		3-2 E3		0-0 1B	2-2 1B		3-2 CS		5 1 3 0 0 0 1												
Tom Herr, S (1, 4) OBP: 0.364, SLG: 0.419	0-0 G6-3		2-1 G4-6-3		0-2 1B	1-0 1B		4-2 BB		4 1 2 0 1 0 2												
Von Hayes, L (1, 9) OBP: 0.404, SLG: 0.481	0-0 G4-3		4-1 BB		2-1 1B	3-2 G6-3		4-1 BB		3 1 1 1 2 0 2												
Ricky Jordan, R (1, 3) OBP: 0.328, SLG: 0.413		1-2 HR	3-3 K		1-1 F8		1-0 G5-3	1-1 F8		5 1 1 0 0 1 6												
Randy Ready, R (1, 7) Sili Campusano, R (7, 7) OBP: 0.372, SLG: 0.389 OBP: 0.182, SLG: 0.143		0-2 1B		1-1 F8	2-1 1B		2-1 F8	1-3 K		4 0 2 2 0 0 0 1 0 0 0 0 1 2												
Charlie Hayes, R (1, 5) OBP: 0.328, SLG: 0.378		1-1 G5-4-3		1-1 2B	0-0 F8		0-2 1B		0-0 E5	5 0 2 0 0 0 3												
Dickie Thon, R (1, 6) OBP: 0.301, SLG: 0.326		0-0 HR		1-3 K	3-1 F9		4-0 BB		0-0 G1-3	4 1 1 2 1 1 3												
Darren Daulton, L (1, 2) OBP: 0.328, SLG: 0.260		2-0 F9		4-0 IBB		2-1 G4-3	4-1 BB		1-1 F5	3 0 0 0 2 0 1												
Terry Mulholland, R (1, 1) Marvin Freeman, R (6, 1) John Kruk, L (9, PH) Roger McDowell, R (9, 1) OBP: 0.286, SLG: 0.357 OBP: 0.354, SLG: 0.447			3-2 1B	1-2 G1-3		1-3 K	0-0 FC6-4		2-2 G1-3	3 0 1 0 0 1 2 1 0 0 0 0 0 3 1 0 0 0 0 0 1 0 0 0 0 0 0 0												
Inning Stats	R: 0 E: 0 K: 0 S: 4	H: 0 LOB: 0 BB: 0 P: 5	R: 2 E: 0 K: 0 S: 10	H: 3 LOB: 0 BB: 0 P: 14	R: 0 E: 1 K: 1 S: 13	H: 1 LOB: 2 BB: 1 P: 28	R: 0 E: 0 K: 1 S: 10	H: 1 LOB: 2 BB: 1 P: 18	R: 3 E: 0 K: 0 S: 13	H: 4 LOB: 1 BB: 0 P: 21	R: 0 E: 0 K: 1 S: 14	H: 2 LOB: 2 BB: 0 P: 23	R: 0 E: 0 K: 0 S: 8	H: 1 LOB: 3 BB: 2 P: 19	R: 0 E: 0 K: 1 S: 15	H: 1 LOB: 2 BB: 2 P: 28	R: 0 E: 1 K: 0 S: 8	H: 0 LOB: 1 BB: 0 P: 11	1B: 11 2B: 1 3B: 0 HR: 1	SF: 0 SAC: 0 DP: 2 HBP: 0	WP: 2 PB: 0 SB: 1 CS: 1	PA: 45
PITCHER	IP WLS BF H R ER SO BB IBB HBP BLK WP HR S P ERA WHIP																					
Scott Garrelts, R (1, 1) ERA: 6.09	4.0 L 21 8 5 5 2 1 1 0 0 1 1 43 73 11.25 2.250																					
Jeff Brantley, R (5, 1) ERA: 1.61	2.0 9 3 0 0 1 0 0 0 0 0 0 21 36 0.00 1.500																					
Randy McCament, R (7, 1) ERA: 3.0	1.1 9 2 0 0 0 4 0 0 0 0 0 17 39 0.00 4.500																					
Ed Vosberg, L (8, 1) ERA: 5.4	0.2 2 0 0 0 1 0 0 0 0 0 0 6 8 0.00 0.000																					
Steve Bedrosian, R (9, 1) ERA: 5.19	1.0 4 0 0 0 0 0 0 0 0 1 0 8 11 0.00 0.000																					

Philadelphia Phillies @ San Francisco Giants
Candlestick Park, San Francisco, CA
Mon May 21 1990, 10:05 PM EDT
Att: 11,263 - Unknown

livebaseballscorecards.com

AB	39
R	5
H	13
RBI	5
BB	6
SO	4
LOB	26



Batter	1	2	3	4	5	6	7	8	9	AB	R	H	RBI	BB	SO	LOB
Brett Butler, L (1, 8) OBP: 0.383, SLG: 0.351	2-0 G3 1B		1-2 G6-3	3-2 1B		2-0 L9			2-3 K	5	0	2	0	0	1	3
Robby Thompson, R (1, 4) OBP: 0.266, SLG: 0.349 Rick Leach, L (9, PH) OBP: 0.405, SLG: 0.324	1-0 P5		0-2 1B 2B	2-3 K		2-0 FC5-4			4-2 FC6-4 BB	4	1	1	0	0	1	5
Will Clark, L (1, 3) OBP: 0.331, SLG: 0.455	1-1 G3		0-0 F2			0-1 G4-3		1-0 G3	0-1 L9	5	0	0	0	0	0	4
Kevin Mitchell, R (1, 7) OBP: 0.359, SLG: 0.535	1-1 G6-3		4-1 1B BB			2-2 FC6-4 1B		0-0 F9	1-0 FC6-4	4	0	1	0	1	0	3
Matt Williams, R (1, 5) OBP: 0.321, SLG: 0.497		2-1 HR	0-0 1B			0-1 F7		1-3 K		4	1	2	2	0	1	1
Greg Litton, R (1, 9) OBP: 0.267, SLG: 0.367		1-3 K	1-1 G6-3			1-0 FC6-4			2-3 K	4	0	0	0	0	2	3
Gary Carter, R (1, 2) OBP: 0.325, SLG: 0.353		2-2 E6 FC6-4				0-0 F8		2-1 1B 1B	0-1 G5-3	4	0	1	0	0	0	0
Jose Uribe, S (1, 6) OBP: 0.348, SLG: 0.376 Steve Bedrosian, R (9, 1)		1-0 FC6-4 BLK				1-2 G5-3		1-0 FC5-4 1B	3-2 L8	4	0	1	0	0	0	1
Scott Garretts, R (1, 1) Jeff Brantley, R (5, 1) Rick Parker, R (6, PH) Randy McCament, R (7, 1) Ed Vosberg, L (8, 1) Dave Anderson, R (9, 8)		1-3 SAFE K				0-1 E6 1B		0-0 F7	2-2 BB 1B	2	0	0	0	0	1	1

Inning Stats	R: 0	H: 1	E: 0	LOB: 1	K: 0	BB: 0	S: 6	R: 1	H: 1	E: 1	LOB: 1	K: 2	BB: 0	S: 19	R: 1	H: 2	E: 0	LOB: 2	K: 0	BB: 1	S: 13	R: 0	H: 1	E: 1	LOB: 2	K: 1	BB: 0	S: 14	R: 0	H: 1	E: 0	LOB: 1	K: 0	BB: 0	S: 9	R: 0	H: 2	E: 0	LOB: 2	K: 0	BB: 0	S: 6	R: 0	H: 0	E: 0	LOB: 0	K: 1	BB: 0	S: 10	R: 0	H: 0	E: 0	LOB: 0	K: 1	BB: 0	S: 11	R: 0	H: 1	E: 0	LOB: 2	K: 1	BB: 1	S: 11	1B: 7	SF: 0	2B: 1	SAC: 0	3B: 0	DP: 0	HR: 1	HBP: 0
--------------	------	------	------	--------	------	-------	------	------	------	------	--------	------	-------	-------	------	------	------	--------	------	-------	-------	------	------	------	--------	------	-------	-------	------	------	------	--------	------	-------	------	------	------	------	--------	------	-------	------	------	------	------	--------	------	-------	-------	------	------	------	--------	------	-------	-------	------	------	------	--------	------	-------	-------	-------	-------	-------	--------	-------	-------	-------	--------

PITCHER	IP	WLS	BF	H	R	ER	SO	BB	IBB	HBP	BLK	WP	HR	S	P	ERA	WHIP
Terry Mulholland, L (1, 1) ERA: 3.66	5.2	W	28	8	2	2	3	1	0	0	1	0	1	66	98	3.18	1.588
Marvin Freeman, R (6, 1) ERA:	2.1		7	0	0	0	2	0	0	0	0	0	0	20	29	0.00	0.000
Roger McDowell, R (9, 1) ERA: 4.5	1.0	S	5	1	0	0	1	1	0	0	0	0	0	11	20	0.00	2.000

BOTTOM

Philadelphia Phillies @ San Francisco Giants
Candlestick Park, San Francisco, CA

Mon May 21 1990, 10:05 PM EDT
Att. 11,263 - Unknown

livebaseballscorecards.com

AB 38
R 2
H 9
RBI 2
BB 2
SO 6
LOB 23



WP: 0 **PA: 40**
PB: 0
SB: 0
CS: 0

Batter	1	2	3	4	5	6	7	8	9	AB R H RBI BB SO LOB	TOP		
Lenny Dykstra, L OBP: 0.474, SLG: 0.551 (1, 8) B X	1-0 4-3 ①		1-0 G3 ③		0-0 1B 2B 2-H		2-1 4-3 2B		0-0 FC1-6 1B 1-2f 2-3	5 0 2 1 0 0 3			
Tom Herr, S OBP: 0.365, SLG: 0.418 (1, 4) B C F B B B X	3-2 P6 ②			2-1 L8 ① B X	1-0 1B 2-3		1-2 4-3 ②		1-1 1B 1-2 3-H	5 0 2 1 0 0 1			
Von Hayes, L OBP: 0.392, SLG: 0.464 (1, 9) X	0-0 F7 ③			2-0 F9 ② B B B B C T T C O C X	3-3 K ③		1-2 G3 ③		1-3 K ③	5 0 0 0 0 2 5			
Ricky Jordan, R OBP: 0.319, SLG: 0.400 (1, 3)		1-1 6-3 ① C B X		2-2 F7 ③ C B B F X		1-0 5-3 ① B X		1-3 K ① C B S S X		4 0 0 0 0 1 0			
John Kruk, L OBP: 0.366, SLG: 0.453 (1, 7)		2-2 G5-4-3 1B ② F B F B B F X			4-2 1B BB ① B F F B B B B	1-0 6-3 1B ① B X		1-0 4-3 ② B X		3 1 2 0 1 0 0			
Charlie Hayes, R OBP: 0.326, SLG: 0.374 (1, 5)		0-2 G5-4-3 ② ③ 1-2f 1 SAFE 1 SAFE 1 SAFE C C X		1-2 G5-3 ① 1 SAFE 1 SAFE 1 SAFE F B F X	1-2 6-3 1B ① B X	0-0 6-3 1B ① B X		2-1 6-3 ③ F B B X		4 0 1 0 0 0 2			
Dickie Thon, R OBP: 0.306, SLG: 0.331 (1, 6)			0-1 SH2-4 1B ① C X		0-2 1B 2-H ① C C C X	3-1 6-3 ② B F B B X		2-1 5-3 ① B F B X		4 1 2 1 0 0 2			
Darren Daulton, L OBP: 0.333, SLG: 0.263 (1, 2)			2-2 F7 ① 1 SAFE 1 SAFE 1 SAFE C B F B 1 SAFE X		3-0 SH3-4 2B 1B 2-H ① B B B X	0-0 6-3 ③ B X		4-2 FC1-6 1B BB ① S C F C B B B B B		3 2 1 1 1 0 3			
Ken Howell, R OBP: 0.176, SLG: 0.188 (1, 1)			0-0 SH2-4 ② X		1-1 SH3-4 ② 1 SAFE 1 SAFE B B X		1-3 K ① B B S X		0-2 FC1-6 1B ① 1 SAFE F S X	1 0 0 0 0 1 0			
Don Carman, L OBP: 0.400, SLG: 0.400 (8, 1)										0 0 0 0 0 0 0			
Jeff Parrett, R (8, 1)										0 0 0 0 0 0 0			
Randy Ready, R OBP: 0.386, SLG: 0.405 (9, PH)										1 0 1 0 0 0 0			
Roger McDowell, R (9, 1)										0 0 0 0 0 0 0			
Inning Stats	R: 0 E: 0 K: 0 S: 5 H: 0 LOB: 0 BB: 0 P: 9	R: 0 E: 0 K: 0 S: 9 H: 1 LOB: 0 BB: 0 P: 12	R: 0 E: 0 K: 0 S: 8 H: 1 LOB: 1 BB: 0 P: 11	R: 0 E: 0 K: 0 S: 6 H: 0 LOB: 0 BB: 0 P: 12	R: 3 E: 0 K: 1 S: 19 H: 4 LOB: 2 BB: 1 P: 32	R: 0 E: 0 K: 0 S: 6 H: 2 LOB: 2 BB: 0 P: 11	R: 0 E: 0 K: 1 S: 11 H: 1 LOB: 1 BB: 0 P: 16	R: 0 E: 0 K: 1 S: 6 H: 0 LOB: 0 BB: 0 P: 10	R: 1 E: 0 K: 1 S: 15 H: 2 LOB: 2 BB: 1 P: 23	1B: 9 2B: 2 3B: 0 HR: 0 SF: 0 SAC: 2 DP: 1 HBP: 0	WP: 0 PB: 0 SB: 0 CS: 0 PA: 39		
PITCHER	IP WLS BF H R ER SO BB IBB HBP BLK WP HR S P ERA WHIP											PITCHER	IP WLS BF H R ER SO BB IBB HBP BLK WP HR S P ERA WHIP
Rick Reuschel, R ERA: 4.41 (1, 1)	5.0 L 21 6 3 3 1 1 0 0 0 0 0 0 47 76 5.40 1.400												
Mark Thurmond, L ERA: 2.08 (6, 1)	2.0 9 3 0 0 1 0 0 0 0 0 0 0 17 27 0.00 1.500												
Atlee Hammaker, L ERA: 3.09 (8, 1)	2.0 9 2 1 1 2 1 0 0 0 0 0 0 21 33 4.50 1.500												

Philadelphia Phillies @ San Francisco Giants
Candlestick Park, San Francisco, CA
Tue May 22 1990, 6:33 AM EDT
Att. 8,799 - Sunny - 60 F

livebaseballscorecards.com

AB	35
R	4
H	11
RBI	4
BB	2
SO	4
LOB	16



Batter	1	2	3	4	5	6	7	8	9
Brett Butler, L OBP: 0.380, SLG: 0.344 (1, 8) C F B X	1-2 G3-1 ①		1-3 K ③			4-0 FC5-4 BB		3-2 P4 ①	
Rick Leach, L OBP: 0.378, SLG: 0.297 (1, 9) F C B X	1-2 1-3 ②			0-3 K ①		0-2 FC5-4 HR 1-2f		4-2 1B BB	
Will Clark, L OBP: 0.335, SLG: 0.472 (1, 3) S B C F B	4-2 FC6-4 BB			3-2 F7		0-0 HR 1-H		0-1 F8 ②	
Kevin Mitchell, R OBP: 0.356, SLG: 0.527 (1, 7) X	0-0 FC6-4 1-2f			1-3 K ③		1-0 6-3 ②		0-1 1B	
Matt Williams, R OBP: 0.313, SLG: 0.483 (1, 5)					1-0 F8 ①	3-2 5-3 ③		2-3 K ③	
Terry Kennedy, L OBP: 0.469, SLG: 0.522 (1, 2) X T B F S		1-2 G6-4-3 1B			4-2 1B BB		4-0 BB		3-0 F7 ①
Dave Anderson, R OBP: 0.269, SLG: 0.280 (7, PR) X T B F S					0-1 F8 ②		2-2 P3 ①		1-3 K ②
Gary Carter, R OBP: 0.321, SLG: 0.348 (8, 2) X T B F S					0-1 F8 ②		0-1 F9 ②		4-2 BB
Robby Thompson, R OBP: 0.259, SLG: 0.338 (1, 4) F S 1 1 T X		0-2 G6-4-3 1-2f			2-1 1B		0-1 F9 ②		4-2 BB
Jose Uribe, S OBP: 0.353, SLG: 0.375 (1, 6) X T B F S			3-2 6-3 ①		2-1 1B		0-1 F9 ②		4-2 BB
Rick Reuschel, R OBP: 0.250, SLG: 0.250 (5, PH) S T C C					2-3 K ③		3-3 K ③		0-2 4-3 ③
Ernest Riles, L OBP: 0.282, SLG: 0.333 (6, 1) S T C C									
Mark Thurmond, L OBP: 0.285, SLG: 0.432 (7, PH) S T C C									
Kevin Bass, S OBP: 0.295, SLG: 0.432 (8, 1) S T C C									
Atlee Hammaker, S OBP: 0.143, SLG: 0.077 (9, PH) S T C C									
Mark Bailey, S OBP: 0.143, SLG: 0.571 (9, PH) S T C C									

AB	R	H	RBI	BB	SO	LOB
3	0	0	0	1	1	0
3	1	0	0	0	1	1
0	0	0	0	1	0	0
3	1	1	2	1	0	1
4	0	1	0	0	1	1
4	0	0	0	0	1	2
1	0	1	0	2	0	0
0	0	0	0	0	0	0
1	0	0	0	0	0	0
4	0	0	0	0	1	3
3	0	1	0	1	0	1
1	0	0	0	0	1	0
1	0	0	0	0	1	2
0	0	0	0	0	0	0
1	0	0	0	0	1	1
0	0	0	0	0	0	0
1	0	0	0	0	0	1


BOTTOM

Philadelphia Phillies @ San Francisco Giants
Candlestick Park, San Francisco, CA

Tue May 22 1990, 6:33 AM EDT
Att. 8,799 - Sunny - 60 F

AB	30
R	2
H	4
RBI	2
BB	6
SO	8
LOB	13

WP: 0 PA: 36
PB: 0
SB: 0
CS: 0



Inning Stats	R: 0	H: 0	E: 0	K: 10	S: 10	H: 1	LOB: 0	BB: 0	P: 11	R: 0	H: 0	E: 0	K: 2	S: 10	R: 0	H: 0	E: 0	K: 2	S: 9	R: 0	H: 1	E: 0	K: 12	S: 12	R: 2	H: 1	E: 0	K: 9	S: 9	R: 0	H: 0	E: 0	K: 8	S: 8	R: 0	H: 1	E: 0	K: 15	S: 15	R: 0	H: 0	E: 0	K: 11	S: 11	1B: 3	SF: 0	2B: 0	SAC: 0	3B: 0	DP: 1	HR: 1	HBP: 0	WP: 0	PA: 36
Ken Howell, R ERA: 3.6 (1, 1)	IP	WLS	BF	H	R	ER	SO	BB	IBB	HBP	BLK	WP	HR	S	P	ERA	WHIP																																					
Don Carman, L ERA: 3.0 (8, 1)	0.2		3	0	0	0	0	1	0	0	0	0	0	9	16	0.00	1.500																																					
Jeff Parrett, R ERA: 5.65 (8, 1)	0.1		2	1	0	0	1	0	0	0	0	0	0	6	8	0.00	3.000																																					
Roger McDowell, R ERA: 4.3 (9, 1)	1.0	S	4	0	0	0	1	1	0	0	0	0	0	11	19	0.00	1.000																																					

PITCHER	IP	WLS	BF	H	R	ER	SO	BB	IBB	HBP	BLK	WP	HR	S	P	ERA	WHIP
Ken Howell, R ERA: 3.6 (1, 1)	7.0		27	3	2	2	6	4	0	0	0	0	1	67	109	2.57	1.000
Don Carman, L ERA: 3.0 (8, 1)	0.2		3	0	0	0	0	1	0	0	0	0	0	9	16	0.00	1.500
Jeff Parrett, R ERA: 5.65 (8, 1)	0.1		2	1	0	0	1	0	0	0	0	0	0	6	8	0.00	3.000
Roger McDowell, R ERA: 4.3 (9, 1)	1.0	S	4	0	0	0	1	1	0	0	0	0	0	11	19	0.00	1.000

Batter	1	2	3	4	5	6	7	8	9	AB R H RBI BB SO LOB	TOP		
Ron Gant, R (1, 8) OBP: 0.343, SLG: 0.527	2-1 WP 2B	1-0 F8		0-2 1-2 2-H 1B		1-0 G5-3			1-2 G4-3	5 1 2 1 0 0 2			
Jeff Treadway, L (1, 4) OBP: 0.328, SLG: 0.427	1-1 2-H 1B 2B	1-2 G4-3		3-1 G4-3			0-0 L3		0-2 L4-6	5 1 1 1 0 0 3			
Lonnie Smith, R (1, 7) OBP: 0.293, SLG: 0.317	3-3 K		2-1 F9		2-2 G5-3		1-3 K			4 0 0 0 0 2 1			
Jim Presley, R (1, 5) OBP: 0.340, SLG: 0.485	2-3 K		0-0 F9		2-2 E8 FC4-6		2-2 HR			4 1 1 1 0 1 1			
Dale Murphy, R (1, 9) OBP: 0.366, SLG: 0.463	4-0 IBB		2-1 G6-3		0-0 P4		1-0 G5-3			0 0 0 0 0 0 0			
David Justice, L (1, 3) OBP: 0.441, SLG: 0.656	2-2 1-2 2-H 1B 1B			2-1 G4-3	2-1 FC4-6			4-0 G1-4-3 BB		3 0 1 1 1 0 1			
Andres Thomas, R (1, 6) OBP: 0.264, SLG: 0.309	2-2 1-2 2-3 1B			0-2 F8		1-0 G5-3		2-2 G1-4-3		4 0 1 0 0 0 1			
Greg Olson, R (1, 2) OBP: 0.404, SLG: 0.531	1-3 K			1-1 1B BB 1B		2-0 F8		0-0 L4		4 1 1 0 0 1 3			
Marty Clary, R (1, 1) Tony Castillo, L (5, 1) Tommy Gregg, L (6, PH) Rick Luecken, R (6, 1) Dwayne Henry, R (6, 1) Oddibe McDowell, L (9, PH)			0-0 P6		4-1 1B BB		1-2 HBP		3-2 L4-6 G4-3 1B	1 0 0 0 0 1 0 1 0 1 0 0 0 0 0			
Inning Stats	R: 2 H: 4 E: 0 LOB: 3 K: 3 BB: 1 S: 21 P: 38	R: 0 H: 0 E: 0 LOB: 0 K: 0 BB: 0 S: 6 P: 8	R: 0 H: 0 E: 0 LOB: 0 K: 0 BB: 0 S: 5 P: 9	R: 1 H: 2 E: 0 LOB: 2 K: 0 BB: 1 S: 13 P: 23	R: 0 H: 0 E: 1 LOB: 1 K: 0 BB: 0 S: 10 P: 16	R: 0 H: 0 E: 0 LOB: 1 K: 0 BB: 0 S: 5 P: 10	R: 1 H: 1 E: 0 LOB: 0 K: 1 BB: 0 S: 9 P: 13	R: 0 H: 0 E: 0 LOB: 0 K: 0 BB: 1 S: 5 P: 11	R: 0 H: 1 E: 0 LOB: 0 K: 0 BB: 0 S: 12 P: 16	1B: 5 SF: 0 2B: 3 SAC: 0 3B: 0 DP: 2 HR: 1 HBP: 1	WP: 1 PA: 38 PB: 0 SB: 0 CS: 0		
PITCHER	IP WLS BF H R ER SO BB IBB HBP BLK WP HR S P ERA WHIP											PITCHER	IP WLS BF H R ER SO BB IBB HBP BLK WP HR S P ERA WHIP
Bruce Ruffin, L (1, 1) ERA: 4.65	5.0 W 24 6 3 3 3 1 1 0 0 1 0 55 94 5.40 1.400												
Marvin Freeman, R (6, 1) ERA: 1.04	4.0 S 14 2 1 1 1 1 0 1 0 0 1 31 50 2.25 0.750												

Atlanta Braves @ Philadelphia Phillies
Veterans Stadium, Philadelphia, PA
Thu May 24 1990, 7:05 PM EDT
Att. 21,160 - Unknown - 61 F

livebaseballscorecards.com

AB 31
R 4
H 8
RBI 4
BB 2
SO 4
LOB 12



Batter	1	2	3	4	5	6	7	8	9	AB	R	H	RBI	BB	SO	LOB
Lenny Dykstra, L OBP: 0.478, SLG: 0.560 (1, 8)	2-1 1B 2B	2-1 1B 1B		2-2 F7		1-2 FC5-4 1B	1-2 G3			5	1	3	2	0	0	0
Randy Ready, R OBP: 0.408, SLG: 0.415 (1, 4)	2-1 CS 1B	1-1 1B 1B		4-1 3B BB		1 SAFE 2-2 FC5-4 1-2f HR	2-2 F7			4	2	2	1	1	0	1
Von Hayes, L OBP: 0.398, SLG: 0.503 (1, 9)	3-3 K 1-2	0-0 1B		1-1 1-H 3B		3-1 1-H HR	3-1 P4			5	1	3	4	0	1	2
Ricky Jordan, R OBP: 0.307, SLG: 0.385 (1, 3)	2-3 K	0-0 G5-3		0-1 F8		1-1 G6-3			3-2 P2	5	0	0	0	0	1	4
John Kruk, L OBP: 0.360, SLG: 0.443 (1, 7)		1-1 G6-3	0-1 G4-3		1-0 G1-3	2-1 1B 1B		1-2 F7		5	1	1	0	0	0	0
Charlie Hayes, R OBP: 0.329, SLG: 0.370 (1, 5)		4-2 FC4-6 BB	3-2 F9		1-3 K	2-2 1B 1-2 1B		3-3 K		4	0	1	0	1	2	0
Dickie Thon, R OBP: 0.318, SLG: 0.343 (1, 6)		2-1 FC4-6 BB 1-2f 1B	1-1 BLK 1B		2-1 S 1B	2-1 BB 1-3 2-H 1B				4	1	3	1	0	0	1
Darren Daulton, L OBP: 0.347, SLG: 0.267 (1, 2)		2-1 BB 1-2 1B	1-3 K		4-1 IBB	4-1 BB				2	1	1	0	2	1	1
Bruce Ruffin, S OBP: 0.222, SLG: 0.125 (1, 1)		4-1 1B		0-0 G4-3		2-3 K				1	1	0	0	1	0	0
Curt Ford, L OBP: 0.176, SLG: 0.125 (5, PH)		1-2 2-3 1B BB								1	0	0	0	0	1	2
Marvin Freeman, R (6, 1)										1	0	0	0	0	1	3

Inning Stats	R: 0	H: 2	E: 0	K: 2	S: 13	H: 2	LOB: 1	BB: 0	P: 22	R: 4	H: 1	E: 0	K: 1	S: 16	R: 0	H: 1	E: 0	K: 1	S: 11	R: 1	H: 1	E: 0	K: 0	S: 9	R: 0	H: 1	E: 0	K: 2	S: 11	R: 3	H: 5	E: 0	K: 1	S: 27	R: 0	H: 0	E: 0	K: 0	S: 8	R: 0	H: 0	E: 0	K: 1	S: 9	R: 0	H: 0	E: 0	K: 1	S: 9	1B: 11	SF: 0	2B: 2	SAC: 0	3B: 1	DP: 1	HR: 1	HBP: 0	WP: 0	PA: 42
--------------	------	------	------	------	-------	------	--------	-------	-------	------	------	------	------	-------	------	------	------	------	-------	------	------	------	------	------	------	------	------	------	-------	------	------	------	------	-------	------	------	------	------	------	------	------	------	------	------	------	------	------	------	------	--------	-------	-------	--------	-------	-------	-------	--------	-------	--------

PITCHER	IP	WLS	BF	H	R	ER	SO	BB	IBB	HBP	BLK	WP	HR	S	P	ERA	WHIP
Marty Clary, R ERA: 5.3 (1, 1)	4.2	L	26	9	5	5	4	3	1	0	1	0	0	57	102	9.64	2.571
Tony Castillo, L ERA: 4.66 (5, 1)	0.1		1	0	0	0	1	0	0	0	0	0	0	3	5	0.00	0.000
Rick Luecken, R ERA: 7.82 (6, 1)	0.2		6	4	3	3	0	0	0	0	0	0	1	21	30	40.50	6.000
Dwayne Henry, R ERA: 6.08 (6, 1)	2.1		9	1	0	0	2	1	0	0	0	0	0	23	44	0.00	0.857

BOTTOM

Atlanta Braves @ Philadelphia Phillies
Veterans Stadium, Philadelphia, PA
Thu May 24 1990, 7:05 PM EDT
Att: 21,160 - Unknown - 61 F

livebaseballscorecards.com

AB	37
R	8
H	14
RBI	8
BB	5
SO	7
LOB	14



Batter	1	2	3	4	5	6	7	8	9	AB R H RBI BB SO LOB	TOP		
Ron Gant, R OBP: 0.364, SLG: 0.550 (1, 8)	2-0 G5-3		1-0 WP HR 1B	2-1 S 2B 1B	0-0 SF7		4-1 HR BB		1-1 1B 2B	4 4 3 1 1 0 0			
Jeff Treadway, L OBP: 0.341, SLG: 0.504 (1, 4)	3-1 F9		1-2 HR 1B	0-0 F9	3-1 HR		3-2 HR		4-2 1B BB	5 3 3 6 1 0 1			
Lonnie Smith, R OBP: 0.302, SLG: 0.333 (1, 7)	2-3 K		0-0 1B 2B	2-1 F9	0-0 1B		0-0 G5-3		0-2 1B	6 1 3 1 0 1 1			
Jim Presley, R OBP: 0.344, SLG: 0.504 (1, 5) (8, 3)		3-3 K	0-0 BB 1B	1-1 2B	1-2 P5			1-3 K	2-3 K	6 1 2 2 0 3 3			
Dale Murphy, R OBP: 0.377, SLG: 0.489 Mark Lemke, S OBP: 0.278, SLG: 0.213 (1, 9) (8, 5)		1-1 2B	4-1 BB	4-0 IBB		1-3 K		0-0 1B		0 0 0 0 0 0 0 0 0 0 0 0 0 0			
David Justice, L OBP: 0.442, SLG: 0.625 (1, 3) (8, 9)	2-3 K	1-2 1B	2-1 F8		0-0 L9			2-0 P6		5 0 1 1 0 1 4			
Andres Thomas, R OBP: 0.263, SLG: 0.284 (1, 6)	1-0 P2	4-0 IBB			4-1 2B BB	0-2 P4		0-3 K		3 1 0 0 2 1 2			
Greg Olson, R OBP: 0.400, SLG: 0.571 (1, 2)			4-1 WP HR BB		2-2 SH3-4 SF7 2B		2-2 F9		1-3 K	4 2 1 1 1 2 3			
Pete Smith, R OBP: 0.111, SLG: 0.059 (1, 1)			1-0 P2		1-0 SH3-4		1-2 G6-3		0-0 F8	4 0 0 0 0 0 4			
Inning Stats	R: 0 E: 0 K: 1 S: 6 H: 0 LOB: 0 BB: 0 P: 13	R: 0 E: 0 K: 2 S: 9 H: 1 LOB: 1 BB: 0 P: 16	R: 5 E: 0 K: 1 S: 18 H: 5 LOB: 3 BB: 3 P: 37	R: 1 E: 0 K: 0 S: 9 H: 2 LOB: 2 BB: 1 P: 20	R: 3 E: 0 K: 0 S: 13 H: 3 LOB: 1 BB: 1 P: 24	R: 0 E: 0 K: 1 S: 8 H: 0 LOB: 0 BB: 0 P: 9	R: 2 E: 0 K: 0 S: 14 H: 1 LOB: 0 BB: 1 P: 24	R: 0 E: 0 K: 2 S: 9 H: 1 LOB: 1 BB: 0 P: 12	R: 1 E: 0 K: 2 S: 14 H: 2 LOB: 2 BB: 1 P: 22	1B: 7 2B: 5 3B: 0 HR: 3 SF: 1 SAC: 1 DP: 0 HBP: 0	WP: 1 PB: 0 SB: 1 CS: 0 PA: 49		
PITCHER	IP WLS BF H R ER SO BB IBB HBP BLK WP HR S P ERA WHIP											PITCHER	IP WLS BF H R ER SO BB IBB HBP BLK WP HR S P ERA WHIP
Pat Combs, L ERA: 4.57 (1, 1)	2.1 L 15 6 5 5 3 2 0 0 0 1 1 28 54 19.29 3.429												
Don Carman, L ERA: 4.05 (3, 1)	2.2 16 5 4 4 1 1 2 0 0 0 1 27 56 13.50 2.250												
Darrel Akerfelds, R ERA: 1.56 (6, 1)	2.0 8 1 2 2 1 1 0 0 0 0 1 22 33 9.00 1.000												
Jeff Parrett, R ERA: 5.4 (8, 1)	2.0 10 3 1 1 4 1 0 0 0 0 0 23 34 4.50 2.000												

Atlanta Braves @ Philadelphia Phillies
Veterans Stadium, Philadelphia, PA
Sat May 26 1990, 7:05 PM EDT
Att. 56,789 - Unknown - 56 F

livebaseballscorecards.com

AB	37
R	12
H	13
RBI	12
BB	5
SO	8
LOB	18



Batter	1	2	3	4	5	6	7	8	9	AB	R	H	RBI	BB	SO	LOB
Lenny Dykstra, L OBP: 0.482, SLG: 0.551 (1, 8)	4-2 BB 1B	4-1 BB			1-1 F7		0-0 L8		0-1 G6-3 1B	3	1	1	0	2	0	0
Rod Booker, L OBP: 0.361, SLG: 0.438 (1, 4)	1-2 1B 2B	0-2 L5			1-0 2B		0-0 F8		0-1 G6-3 1-2f	5	1	2	0	0	0	4
Von Hayes, L OBP: 0.402, SLG: 0.497 (1, 9)	1-1 G5-4-3 1B 2-H 3-H		0-1 L9		0-1 F7			1-0 1B 1B		4	0	2	2	0	0	1
Ricky Jordan, R OBP: 0.297, SLG: 0.370 (1, 3)	1-2 G5-4-3 1-2f		2-2 F7		0-2 F7			0-0 P5		4	0	0	0	0	0	3
John Kruk, L OBP: 0.347, SLG: 0.419 (1, 7)	4-2 BB		2-1 L8		2-0 F8			1-1 L8		3	0	0	0	1	0	1
Charlie Hayes, R OBP: 0.338, SLG: 0.394 (1, 5)	0-0 L8		1-2 G4-3		1-1 E6			0-1 1-3 1B		4	0	1	0	0	0	1
Dickie Thon, R OBP: 0.308, SLG: 0.331 (1, 6)		2-3 K	1-0 G6-3		1-1 P6			0-3 K		4	0	0	0	0	2	3
Darren Daulton, L OBP: 0.349, SLG: 0.267 (1, 2)		4-1 G6-3 BB	0-0 F7		0-0 L1			3-2 1B 1B		3	0	1	0	1	0	1
Pat Combs, L OBP: 0.236, SLG: 0.250 Don Carlson, L OBP: 0.400, SLG: 0.400 Dave Hollins, S OBP: 0.333, SLG: 0.381 Darrel Akerfelds, R Curt Ford, L OBP: 0.167, SLG: 0.118 Jeff Parrett, R Randy Ready, R OBP: 0.389, SLG: 0.391		2-0 G6-3			0-0 HR		2-2 L6		2-2 L7	1	0	0	0	0	0	1

Inning Stats	R: 2	H: 2	E: 0	LOB: 1	K: 0	BB: 2	S: 13	R: 0	H: 0	E: 0	LOB: 2	K: 1	BB: 2	S: 9	R: 0	H: 0	E: 0	LOB: 0	K: 0	BB: 0	S: 8	R: 0	H: 0	E: 0	LOB: 0	K: 0	BB: 0	S: 5	R: 1	H: 2	E: 0	LOB: 1	K: 0	BB: 0	S: 9	R: 0	H: 0	E: 1	LOB: 1	K: 0	BB: 0	S: 6	R: 0	H: 0	E: 0	LOB: 0	K: 0	BB: 0	S: 6	R: 0	H: 2	E: 0	LOB: 2	K: 1	BB: 0	S: 9	R: 0	H: 2	E: 0	LOB: 1	K: 0	BB: 0	S: 11	1B: 5	2B: 2	3B: 0	HR: 1	SF: 0	SAC: 0	DP: 2	HBP: 0	WP: 0	PA: 38
--------------	------	------	------	--------	------	-------	-------	------	------	------	--------	------	-------	------	------	------	------	--------	------	-------	------	------	------	------	--------	------	-------	------	------	------	------	--------	------	-------	------	------	------	------	--------	------	-------	------	------	------	------	--------	------	-------	------	------	------	------	--------	------	-------	------	------	------	------	--------	------	-------	-------	-------	-------	-------	-------	-------	--------	-------	--------	-------	--------

BOTTOM

Atlanta Braves @ Philadelphia Phillies
Veterans Stadium, Philadelphia, PA

Sat May 26 1990, 7:05 PM EDT
Att: 56,789 - Unknown - 56 F

livebaseballscorecards.com

AB	34
R	3
H	8
RBI	3
BB	4
SO	2
LOB	16

Batter	1	2	3	4	5	6	7	8	9	AB R H RBI BB SO LOB	TOP																										
Bip Roberts, S (1, 7) OBP: 0.345, SLG: 0.461	2-1 G3		1-2 G4-3		0-0 1B 2B		0-0 HBP 2B		0-0 SH3-4	4 1 2 1 0 0 1																											
Roberto Alomar, S (1, 4) OBP: 0.384, SLG: 0.419	0-1 F8			0-1 G6-4-3 1B	0-2 1B		1-0 P5		0-1 E 1B	5 1 3 1 0 0 2																											
Tony Gwynn, L (1, 9) OBP: 0.373, SLG: 0.459	2-2 L9			1-1 G6-4-3 1B		0-0 2B	4-0 HBP IBB		1-1 E9	4 2 3 1 1 0 0																											
Joe Carter, R (1, 8) OBP: 0.288, SLG: 0.420		0-3 K		1-1 G6-4-3 1B		0-2 F9	1-1 HBP		1-1 SF8 S	4 1 1 2 0 1 3																											
Benito Santiago, R (1, 2) OBP: 0.336, SLG: 0.493		2-0 F8		2-2 F8		1-2 L6	1-1 F7		1-2 SF8	4 0 0 1 0 0 5																											
Mike Pagliarulo, L (1, 5) OBP: 0.408, SLG: 0.432		0-2 G3			4-1 2B BB	1-1 2B		3-2 L6	2-0 WP	4 1 2 2 1 0 0																											
Phil Stephenson, L (1, 3) OBP: 0.383, SLG: 0.459			4-1 SH2-4 BB		0-0 1B 2B	1-2 G4-3		2-0 G4-3	1-2 G3	4 1 1 1 1 0 2																											
Garry Templeton, S (1, 6) OBP: 0.261, SLG: 0.360			1-1 P6		1-1 1B		0-0 2B HBP	0-3 K		4 1 2 0 0 1 1																											
Bruce Hurst, L (1, 1) OBP: 0.158, SLG: 0.059			0-0 SH2-4		0-0 G4-3		0-3 K		4-2 1B SH3-4	2 0 0 0 0 1 2																											
Mark Grant, R (7, 1)										0 0 0 0 0 0 0																											
Fred Lynn, L (9, PH) OBP: 0.319, SLG: 0.381										0 0 0 0 1 0 0																											
Joey Cora, S (9, PR) OBP: 0.258, SLG: 0.179										0 1 0 0 0 0 0																											
Craig Lefferts, L (9, 1)										0 0 0 0 0 0 0																											
Inning Stats	R: 0 E: 0 K: 0 S: 10	H: 0 LOB: 0 BB: 0 P: 14	R: 0 E: 0 K: 1 S: 8	H: 0 LOB: 0 BB: 0 P: 10	R: 0 E: 0 K: 0 S: 7	H: 0 LOB: 1 BB: 1 P: 13	R: 0 E: 0 K: 0 S: 9	H: 2 LOB: 1 BB: 0 P: 13	R: 3 E: 0 K: 0 S: 9	H: 4 LOB: 1 BB: 1 P: 14	R: 1 E: 0 K: 0 S: 12	H: 2 LOB: 1 BB: 0 P: 15	R: 1 E: 0 K: 1 S: 9	H: 2 LOB: 3 BB: 1 P: 16	R: 0 E: 0 K: 1 S: 10	H: 0 LOB: 0 BB: 0 P: 15	R: 4 E: 1 K: 0 S: 16	H: 4 LOB: 2 BB: 1 P: 26	1B: 9 2B: 5 3B: 0 HR: 0	SF: 1 SAC: 2 DP: 1 HBP: 1	WP: 1 PB: 0 SB: 2 CS: 0	PA: 43															
PITCHER	IP WLS BF H R ER SO BB IBB HBP BLK WP HR S P ERA WHIP																																				
Ken Howell, R (1, 1) ERA: 3.86	6.0		25	8	4	4	1	2	0	0	0	0	0	55	79	6.00	1.667																				
Darrel Akerfelds, R (7, 1) ERA: 2.41	1.0		7	2	1	1	1	0	1	1	0	0	0	9	16	9.00	2.000																				
Jeff Parrett, R (8, 1) ERA: 5.51	1.0	L	4	0	1	1	1	1	0	0	0	0	0	12	21	9.00	1.000																				
Roger McDowell, R (9, 1) ERA: 5.4	1.0		7	4	3	3	0	0	0	0	0	1	0	14	20	27.00	4.000																				

San Diego Padres @ Philadelphia Phillies
Veterans Stadium, Philadelphia, PA
 Mon May 28 1990, 7:05 PM EDT
 Att. 18,390 - Unknown - 60 F

AB	35
R	9
H	14
RBI	9
BB	4
SO	3
LOB	16



Batter	1	2	3	4	5	6	7	8	9	AB R H RBI BB SO LOB
Lenny Dykstra, L OBP: 0.469, SLG: 0.538 (1, 8)	3-3 K		1-0 G3			2-1 P6	0-0 1B		3-2 L3-6	5 0 1 1 0 1 3
Tom Herr, S OBP: 0.352, SLG: 0.400 (1, 4)	1-2 G4-3			0-1 L9		2-1 P6	2-0 F8			4 0 0 0 0 0 2
Von Hayes, L OBP: 0.411, SLG: 0.494 (1, 9)	3-2 F9			3-2 F9			4-0 1B BB	3-0 G6-4-3 1B		3 1 1 0 1 0 0
Ricky Jordan, R OBP: 0.294, SLG: 0.364 (1, 3)		1-0 F9		0-0 F9		2-2 1B 1B	1-2 1B 1B	0-1 G6-4-3		4 1 1 0 0 0 1
Randy Ready, R OBP: 0.397, SLG: 0.400 (1, 7)		1-3 K			2-2 L7	0-1 G4-3 1B	1-3 2-H 3B 1B	2-1 1B		4 1 2 1 0 1 0
Charlie Hayes, R OBP: 0.329, SLG: 0.378 (1, 5)		4-2 FC6-4 BB		0-3 K		1-1 F9	1-1 F9	0-1 P6		3 0 0 0 1 1 3
Dickie Thon, R OBP: 0.313, SLG: 0.327 (1, 6)		1 SAFE 2-1 FC6-4		0-1 P6		1-0 G4-3 3B 1B	1-2 3-H 3B 1B		4-0 L3-6 BB	3 1 1 1 1 0 1
Darren Daulton, L OBP: 0.353, SLG: 0.262 (1, 2)			2-3 K			4-2 BB	0-2 G4-3		4-1 BB	2 0 0 0 2 1 2
Ken Howell, R OBP: 0.182, SLG: 0.176 Sil Camposano, R OBP: 0.209, SLG: 0.136 Darrel Akerfeldt, R OBP: 0.345, SLG: 0.429 John Kruk, L OBP: 0.345, SLG: 0.429 Jeff Parrett, R OBP: 0.345, SLG: 0.429 Roger McDowell, R OBP: 0.342, SLG: 0.412 (1, 1) (6, PH) (7, 1) (7, PH) (8, 1) (9, 1) (9, 5)			0-3 K			3-3 K	2-0 1B 3B		1-3 K	1 0 0 0 0 0 1 0 1 0 0 0 0 0 1 1 0 0 0 0 0 0 0 0 1 1 1 2 0 1 0 0 0 0 0 1 2

Inning Stats	R: 0 E: 0 K: 1 S: 9	H: 0 LOB: 0 BB: 0 P: 16	R: 0 E: 0 K: 1 S: 8	H: 0 LOB: 1 BB: 1 P: 16	R: 0 E: 0 K: 2 S: 7	H: 0 LOB: 0 BB: 0 P: 10	R: 0 E: 0 K: 0 S: 6	H: 0 LOB: 0 BB: 0 P: 9	R: 0 E: 0 K: 1 S: 8	H: 0 LOB: 0 BB: 0 P: 10	R: 0 E: 0 K: 1 S: 10	H: 0 LOB: 1 BB: 1 P: 21	R: 5 E: 0 K: 0 S: 15	H: 5 LOB: 1 BB: 1 P: 27	R: 0 E: 0 K: 0 S: 7	H: 2 LOB: 1 BB: 0 P: 12	R: 0 E: 0 K: 1 S: 7	H: 0 LOB: 1 BB: 2 P: 19	1B: 6 2B: 1 3B: 1 HR: 0	SF: 0 SAC: 0 DP: 2 HBP: 0
--------------	------------------------------	----------------------------------	------------------------------	----------------------------------	------------------------------	----------------------------------	------------------------------	---------------------------------	------------------------------	----------------------------------	-------------------------------	----------------------------------	-------------------------------	----------------------------------	------------------------------	----------------------------------	------------------------------	----------------------------------	----------------------------------	------------------------------------


PITCHER	IP	WLS	BF	H	R	ER	SO	BB	IBB	HBP	BLK	WP	HR	S	P	ERA	WHIP
Bruce Hurst, L ERA: 4.01 (1, 1)	6.2		28	5	5	5	6	3	0	0	0	0	0	62	106	6.75	1.200
Mark Grant, R ERA: 5.96 (7, 1)	1.1	W	5	2	0	0	0	0	0	0	0	0	0	8	15	0.00	1.500
Craig Lefferts, L ERA: 1.61 (9, 1)	1.0		4	0	0	0	1	2	0	0	0	0	0	7	19	0.00	2.000

BOTTOM

San Diego Padres @ Philadelphia Phillies
Veterans Stadium, Philadelphia, PA

Mon May 28 1990, 7:05 PM EDT
Att: 18,390 - Unknown - 60 F

AB	32
R	5
H	7
RBI	5
BB	5
SO	7
LOB	15



WP	PA	ERA	WHIP
0	37		
0			
0			

Batter	1	2	3	4	5	6	7	8	9	AB R H RBI BB SO LOB	TOP		
Bip Roberts, S (1, 7) OBP: 0.358, SLG: 0.471	4-0 BB G6-4-3		0-1 2B	0-1 1B E	4-1 BB			0-3 K		3 1 2 2 2 1 0			
Roberto Alomar, S (1, 4) OBP: 0.374, SLG: 0.407	1-1 BB G6-4-3 1-2f		2-3 K	1-2 1B E3	1-2 BB			0-0 L9		5 0 0 0 0 1 7			
Tony Gwynn, L (1, 9) OBP: 0.374, SLG: 0.455	2-2 BB G3		1-0 G3	2-0 BB 1B				4-2 HR BB		4 1 1 2 1 0 1			
Joe Carter, R (1, 8) OBP: 0.291, SLG: 0.433		1-3 K		1-0 G1-3 BB				2-2 HR BB		4 1 1 2 1 1 0			
Benito Santiago, R (1, 2) OBP: 0.331, SLG: 0.483		1-0 WP SF8 1B		1-0 G6-3 G6-3				0-2 F7		5 1 1 0 0 0 3			
Jerald Clark, R (1, 3) OBP: 0.345, SLG: 0.407		1-1 WP 1B		0-0 1B 2B	1-2 WP 1B			1-2 G4-6-3 1B		4 1 4 0 0 0 0 1 0 1 0 0 0 0			
Phil Stephenson, L (8, 3) OBP: 0.396, SLG: 0.474		1-2 1B		1-2 1B 2B	1-2 1B			1-1 G3 1B		4 1 1 2 0 1 3			
Mike Pagliarulo, L (1, 5) OBP: 0.398, SLG: 0.424		2-2 SF8		1-0 1B 1B	1-3 K			1-2 G3		4 1 1 2 0 1 3			
Garry Templeton, S (1, 6) OBP: 0.265, SLG: 0.362		1-2 2-H		0-2 1B 1B	0-2 WP 1B			1-1 FC1-6-5		5 1 2 0 0 0 2			
Andy Benes, R (1, 1) OBP: 0.136, SLG: 0.143		0-1 F9		1-2 1B 1B	1-2 1B			0-1 F7		5 1 2 0 0 0 2			
Greg Harris, R (7, 1)			1-2 F9	0-2 E 1B 1B	1-3 K			0-3 K		4 1 1 0 0 2 3 0 0 0 0 0 0 0			
Inning Stats	R: 0 E: 0 K: 0 S: 5 H: 0 LOB: 0 BB: 1 P: 12	R: 1 E: 0 K: 1 S: 12 H: 2 LOB: 1 BB: 0 P: 17	R: 0 E: 0 K: 1 S: 11 H: 1 LOB: 1 BB: 0 P: 15	R: 5 E: 1 K: 0 S: 21 H: 6 LOB: 3 BB: 1 P: 33	R: 0 E: 0 K: 2 S: 17 H: 2 LOB: 3 BB: 1 P: 25	R: 0 E: 0 K: 0 S: 11 H: 0 LOB: 0 BB: 0 P: 16	R: 0 E: 0 K: 1 S: 12 H: 1 LOB: 1 BB: 0 P: 15	R: 2 E: 0 K: 1 S: 13 H: 1 LOB: 0 BB: 1 P: 19	R: 0 E: 0 K: 0 S: 7 H: 1 LOB: 0 BB: 0 P: 9	1B: 11 2B: 2 3B: 0 HR: 1 SF: 1 SAC: 0 DP: 2 HBP: 0	WP: 2 PB: 0 SB: 0 CS: 0 PA: 44		
PITCHER	IP WLS BF H R ER SO BB IBB HBP BLK WP HR S P ERA WHIP											PITCHER	IP WLS BF H R ER SO BB IBB HBP BLK WP HR S P ERA WHIP
Bruce Ruffin, L (1, 1) ERA: 5.0	3.2 L 21 9 6 4 2 1 0 0 0 1 0 47 69 9.82 2.727												
Marvin Freeman, R (4, 1) ERA: 3.27	1.1 8 2 0 0 2 2 0 0 0 1 0 19 33 0.00 3.000												
Darrel Akerfelds, R (6, 1) ERA: 2.18	2.0 7 1 0 0 1 0 0 0 0 0 0 23 31 0.00 0.500												
Jeff Parrett, R (8, 1) ERA: 5.71	2.0 8 2 2 2 1 1 0 0 0 0 1 20 28 9.00 1.500												

San Diego Padres @ Philadelphia Phillies
Veterans Stadium, Philadelphia, PA
 Wed May 30 1990, 7:05 PM EDT
 Att. 21,375 - Unknown - 68 F

AB	39
R	8
H	14
RBI	8
BB	4
SO	6
LOB	19



Batter	1	2	3	4	5	6	7	8	9	AB R H RBI BB SO LOB
Lenny Dykstra, L OBP: 0.467, SLG: 0.531 (1, 8)	1-1 L6 ①		0-0 G4-6-3 1B ①		2-2 P4 ②		4-1 BB BB 1-2		0-0 G3 ③	4 0 1 0 1 0 0
Tom Herr, S OBP: 0.349, SLG: 0.392 (1, 4)	0-0 G3 ②		2-2 F7 ①		0-1 G6-3 ③		4-0 BB 1-2 2-3			3 0 0 0 1 0 2
Von Hayes, L OBP: 0.408, SLG: 0.510 (1, 9)	3-2 G4-3 ③		0-1 G4-6-3 ② ③ 1-2f			1-1 HR	0-0 SF9 ② 3-H			3 1 1 2 0 0 2
Ricky Jordan, R OBP: 0.293, SLG: 0.381 (1, 3)		0-2 G6-3 ①		0-0 HR		2-2 F7 ①	2-3 K ③			4 1 1 1 0 1 2
John Kruk, L OBP: 0.342, SLG: 0.423 (1, 7)		0-1 FC6-4 1B		0-0 G4-3 ①		0-1 G4-1 ②		2-1 F7 ①		4 0 1 0 0 0 0
Charlie Hayes, R OBP: 0.327, SLG: 0.371 (1, 5)		2-1 FC6-4 BB 1-2f		3-1 P6 ②		4-1 BB		2-3 K ②		3 0 0 0 1 1 1
Dickie Thon, R OBP: 0.318, SLG: 0.327 (1, 6)		4-0 BB 1-2		1-1 1B		3-2 P3 ③		1-3 K ③		3 0 1 0 1 1 1
Darren Daulton, L OBP: 0.350, SLG: 0.261 (1, 2)		2-2 G3 ③		2-0 F7 ③			0-0 BB SF9 1B		0-0 P6 ①	4 1 1 0 0 0 3
Bruce Ruffin, S OBP: 0.263, SLG: 0.176 (1, 1)			0-0 1B		2-2 F9 ①		1-1 F8 ①		1-3 K ②	1 0 1 0 0 0 0 0 0 0 0 0 0 0 1 0 0 0 0 0 0 0 0 0 0 0 0 0 1 0 0 0 0 0 1 0 0 0 0 0 0 0 1 0 0 0 0 1 0

Inning Stats	R: 0	H: 0	E: 0	K: 0	S: 6	P: 10	R: 0	H: 1	E: 0	K: 0	S: 10	R: 0	H: 2	E: 0	K: 0	S: 7	R: 1	H: 2	E: 0	K: 0	S: 7	R: 0	H: 0	E: 0	K: 0	S: 8	R: 1	H: 1	E: 0	K: 0	S: 12	R: 1	H: 1	E: 0	K: 1	S: 8	R: 0	H: 0	E: 0	K: 2	S: 9	R: 0	H: 0	E: 0	K: 1	S: 5	1B: 5	2B: 0	3B: 0	HR: 2	SF: 1	SAC: 0	DP: 1	HBP: 0	WP: 0	PA: 37
--------------	------	------	------	------	------	-------	------	------	------	------	-------	------	------	------	------	------	------	------	------	------	------	------	------	------	------	------	------	------	------	------	-------	------	------	------	------	------	------	------	------	------	------	------	------	------	------	------	-------	-------	-------	-------	-------	--------	-------	--------	-------	--------

PITCHER	IP	WLS	BF	H	R	ER	SO	BB	IBB	HBP	BLK	WP	HR	S	P	ERA	WHIP
Andy Benes, R ERA: 4.05 (1, 1)	6.1	W	28	7	3	3	0	3	0	0	0	0	2	54	93	4.26	1.579
Greg Harris, R ERA: 1.8 (7, 1)	2.2	S	9	0	0	0	4	1	0	0	0	0	0	18	30	0.00	0.375

BOTTOM

San Diego Padres @ Philadelphia Phillies
Veterans Stadium, Philadelphia, PA

livebaseballscores.com

AB	32
R	3
H	7
RBI	3
BB	4
SO	4
LOB	12



PITCHER	IP	WLS	BF	H	R	ER	SO	BB	IBB	HBP	BLK	WP	HR	S	P	ERA	WHIP
---------	----	-----	----	---	---	----	----	----	-----	-----	-----	----	----	---	---	-----	------

Wed May 30 1990, 7:05 PM EDT
Att: 21,375 - Unknown - 68 F

Batter	1	2	3	4	5	6	7	8	9	AB R H RBI BB SO LOB	TOP											
Howard Johnson, S (1, 5) OBP: 0.309, SLG: 0.423	0-1 G6-3	1-2 F2			0-1 F9		1-1 F7		3-1 G4-3	5 0 0 0 0 0 2												
Keith Miller, R (1, 8) OBP: 0.326, SLG: 0.358	1-1 2B		3-2 L8		1-0 L8		3-2 G5-3			4 1 1 0 0 0 0												
Gregg Jefferies, S (1, 4) OBP: 0.349, SLG: 0.529	2-0 2B		2-2 HR		1-1 1B		1-1 G6-3			4 1 3 2 0 0 0												
Kevin McReynolds, R (1, 7) OBP: 0.348, SLG: 0.417	2-3 K		2-3 K		3-2 CS	0-0 F9		1-0 G5-3		4 0 0 0 0 2 1												
Darryl Strawberry, L (1, 9) OBP: 0.350, SLG: 0.412	0-0 G3		1-2 F9			2-0 1B		4-1 BB		3 1 1 0 1 0 1												
Mike Marshall, R (1, 3) OBP: 0.271, SLG: 0.417		0-1 HR		4-0 1B		1-2 1B		0-0 G5-4-3		1 1 1 1 1 0 0												
Tim Teufel, R (6, PH) OBP: 0.267, SLG: 0.381				G5-4-3 BB		1-H 1B		1-2f		2 0 1 1 0 0 1												
Kevin Elster, R (1, 6) OBP: 0.274, SLG: 0.331		4-1 BB		0-1 1B		1-3 K		0-0 G5-3		3 0 1 0 1 1 1												
Orlando Mercado, R (1, 2)		0-0 L9		0-0 G5-4-3		4-0 IBB		1-0 G6-3		3 0 0 0 1 0 3												
Frank Viola, L (1, 1) OBP: 0.125, SLG: 0.125		0-3 K		1-2 G3		0-0 G6-3		4-2 BB		3 0 0 0 0 1 4												
Tom O'Malley, L (9, PH) OBP: 0.143, SLG: 0.150										0 0 0 0 1 0 0												
John Franco, L (9, 1)										0 0 0 0 0 0 0												
Inning Stats	R: 1 E: 0 K: 1 S: 9	H: 2 LOB: 1 BB: 0 P: 14	R: 1 E: 0 K: 1 S: 10	H: 1 LOB: 1 BB: 1 P: 15	R: 1 E: 0 K: 1 S: 13	H: 1 LOB: 0 BB: 1 P: 21	R: 0 E: 0 K: 0 S: 6	H: 1 LOB: 1 BB: 1 P: 11	R: 0 E: 0 K: 0 S: 7	H: 1 LOB: 0 BB: 0 P: 12	R: 1 E: 0 K: 1 S: 9	H: 2 LOB: 2 BB: 1 P: 17	R: 0 E: 0 K: 0 S: 9	H: 0 LOB: 0 BB: 0 P: 14	R: 0 E: 0 K: 0 S: 3	H: 0 LOB: 0 BB: 1 P: 8	R: 0 E: 0 K: 0 S: 7	H: 0 LOB: 1 BB: 1 P: 15	1B: 5 2B: 1 3B: 0 HR: 2	SF: 0 SAC: 0 DP: 2 HBP: 0	WP: 0 PB: 0 SB: 2 CS: 1	PA: 38
PITCHER	IP WLS BF H R ER SO BB IBB HBP BLK WP HR S P ERA WHIP																			IP WLS BF H R ER SO BB IBB HBP BLK WP HR S P ERA WHIP		
Dennis Cook, L (1, 1) ERA: 2.88	7.0 L 30 8 4 4 4 2 1 0 1 0 2 63 104 5.14 1.429																					
Darrel Akerfelds, R (8, 1) ERA: 1.99	2.0 7 0 0 0 0 0 2 0 0 0 0 0 10 23 0.00 1.000																					

New York Mets @ Philadelphia Phillies
Veterans Stadium, Philadelphia, PA
Fri Jun 01 1990, 7:05 PM EDT
Att: 34,457 - Unknown

livebaseballscorecards.com

AB	32
R	4
H	8
RBI	4
BB	5
SO	4
LOB	13



Batter	1	2	3	4	5	6	7	8	9	AB	R	H	RBI	BB	SO	LOB												
Lenny Dykstra, L OBP: 0.468, SLG: 0.530 (1, 8)	0-1 G4-3		2-3 K		1-1 FC5-4 1B		0-1 FC6-4 1B			4	0	2	0	0	1	0												
Tom Herr, S OBP: 0.353, SLG: 0.391 (1, 4)	4-2 WP 1B BB		0-0 G5-3 BB 1B		1-2 FC5-4 1-2f		0-0 FC6-4 1-2f			3	0	1	0	1	0	2												
Von Hayes, L OBP: 0.410, SLG: 0.506 (1, 9)	3-1 WP 1B		4-0 G5-3 BB 1-2		2-3 K		2-3 K			3	0	1	0	1	2	1												
Ricky Jordan, R OBP: 0.292, SLG: 0.384 (1, 3)	0-0 L8		2-1 G5-3 1-2 2-3		1-1 WP 2B		1-2 G5-3			4	0	1	0	0	0	4												
Randy Ready, R OBP: 0.365, SLG: 0.364 (1, 7)	2-2 G6-3 1-2 2-3		2-1 G5-3		0-1 G6-3		2-3 K			4	0	0	0	0	1	5												
Charlie Hayes, R OBP: 0.325, SLG: 0.368 (1, 5)		2-0 L4		1-1 G1-3		2-2 L6 2-3		2-1 FC5-4 1B		4	0	1	0	0	0	1												
Dickie Thon, R OBP: 0.310, SLG: 0.318 (1, 6)		0-3 K		1-1 F9		1-1 P3		0-1 FC5-4 FC4-6 1-2f		4	0	0	0	0	1	2												
Darren Daulton, L OBP: 0.355, SLG: 0.263 (1, 2)		1-1 FC6-4 1B		2-1 G3		4-2 G5-4-3 BB		1-0 FC4-6 DI 1-2f		3	0	1	0	1	0	1												
Dennis Cook, L OBP: 0.318, SLG: 0.455 Jim Vatcher, R (7, PH) Darrel Akerfelds, R (8, 1) Dave Hollins, S OBP: 0.320, SLG: 0.364 (9, PH)		2-1 FC6-4 1-2f		1-1 L9		0-0 G5-4-3 1-2f		3-3 K 1-2		2	0	0	0	0	0	1												
										1	0	0	0	0	0	1												
										0	0	0	0	0	0	0												
										1	0	0	0	0	1	1												
Inning Stats	R: 0 E: 0 K: 10 S: 10	H: 1 LOB: 2 BB: 1 P: 19	R: 0 E: 0 K: 1 S: 8	H: 1 LOB: 1 BB: 0 P: 13	R: 0 E: 0 K: 1 S: 9	H: 1 LOB: 2 BB: 1 P: 19	R: 0 E: 0 K: 0 S: 6	H: 0 LOB: 0 BB: 0 P: 10	R: 0 E: 0 K: 1 S: 10	H: 1 LOB: 1 BB: 0 P: 15	R: 0 E: 0 K: 0 S: 9	H: 1 LOB: 1 BB: 0 P: 13	R: 0 E: 0 K: 0 S: 7	H: 1 LOB: 1 BB: 1 P: 11	R: 0 E: 0 K: 2 S: 10	H: 0 LOB: 0 BB: 0 P: 15	R: 0 E: 0 K: 1 S: 8	H: 1 LOB: 1 BB: 0 P: 14	1B: 6 2B: 1 3B: 0 HR: 0	SF: 0 SAC: 0 DP: 1 HBP: 0	WP: 2 PB: 0 SB: 0 CS: 0	PA: 36						
PITCHER	IP WLS BF H R ER SO	W W	H R ER SO	BB IBB HBP BLK	WP HR S P	ERA WHIP																ERA WHIP						
Frank Viola, L ERA: 1.9 John Franco, L ERA: 2.76	(1, 1) (9, 1)	8.0 4	32 1	6 0	0 0	5 1	3 0	0 0	0 0	0 0	2 8	0.00 0.00	1.125 1.000															

BOTTOM

New York Mets @ Philadelphia Phillies
Veterans Stadium, Philadelphia, PA

livebaseballscores.com

AB	33
R	0
H	7
RBI	0
BB	3
SO	6
LOB	19



Fri Jun 01 1990, 7:05 PM EDT
Att. 34,457 - Unknown

Batter	1	2	3	4	5	6	7	8	9	AB R H RBI BB SO LOB	TOP											
Howard Johnson, S (1, 5) OBP: 0.306, SLG: 0.428	1-0 B2		0-2 G3	1-0 F8			X 0-0 G5-3		1-1 1B	5 1 1 0 0 0 1												
Daryl Boston, L (1, 8) OBP: 0.357, SLG: 0.615	3-1 F8		0-1 HR			2-1 F7		0-0 HR	2-1 1B	5 2 3 2 0 0 0												
Gregg Jefferies, S (1, 4) OBP: 0.346, SLG: 0.517	4-2 WP BB		1-1 F9			1-2 G3		2-1 G6-3	1-1 G4-3	4 0 0 0 1 0 2												
Darryl Strawberry, L (1, 9) OBP: 0.353, SLG: 0.429	3-3 K		1-2 HR			1-3 K		4-0 BB		3 1 1 2 1 2 1												
Kevin McReynolds, R (1, 7) OBP: 0.345, SLG: 0.408		3-2 G5-3	4-2 FC6-4 BB			2-3 K		1-3 K		3 0 0 0 1 2 1												
Mike Marshall, R (1, 3) OBP: 0.271, SLG: 0.419		0-0 1B 2B	1-2 FC6-4			2-1 G5-3		1-3 K		4 0 1 0 0 1 2												
Mackey Sasser, L (1, 2) OBP: 0.365, SLG: 0.368		1-0 2-3 1B		1-0 FC5-4 1B		2-0 FC6-4 1B		1-0 G1-6-3		4 0 3 0 0 0 1												
Kevin Elster, R (1, 6) OBP: 0.289, SLG: 0.324		1-3 K		0-1 FC5-4		2-1 FC6-4			2-2 L5	3 0 0 0 0 1 4												
Dave Magadan, L (9, PH) OBP: 0.375, SLG: 0.311				1-2f		1-2f				1 0 0 0 0 0 0												
Dwight Gooden, R (1, 1) OBP: 0.160, SLG: 0.375		1-3 K		0-3 K			1-3 K		0-0 G1-6-3	2 0 0 0 0 2 3												
Keith Miller, R (7, PH) OBP: 0.322, SLG: 0.354										1 0 0 0 0 1 0												
Jeff Musselman, L (7, 1)										0 0 0 0 0 0 0												
Tom O'Malley, L (9, PH) OBP: 0.136, SLG: 0.143										1 0 0 0 0 0 0												
Inning Stats	R: 0 E: 0 K: 1 S: 9	H: 0 LOB: 1 BB: 1 P: 20	R: 0 E: 0 K: 2 S: 11	H: 2 LOB: 2 BB: 0 P: 17	R: 2 E: 0 K: 0 S: 15	H: 2 LOB: 1 BB: 1 P: 22	R: 0 E: 0 K: 1 S: 7	H: 1 LOB: 1 BB: 0 P: 9	R: 0 E: 0 K: 1 S: 12	H: 0 LOB: 0 BB: 0 P: 16	R: 0 E: 0 K: 1 S: 8	H: 1 LOB: 1 BB: 0 P: 16	R: 1 E: 0 K: 1 S: 7	H: 1 LOB: 0 BB: 0 P: 10	R: 0 E: 0 K: 2 S: 7	H: 0 LOB: 1 BB: 1 P: 14	R: 1 E: 0 K: 0 S: 10	H: 2 LOB: 1 BB: 0 P: 16	1B: 5 2B: 1 3B: 1 HR: 2	SF: 0 SAC: 0 DP: 0 HBP: 0	WP: 1 PB: 0 SB: 1 CS: 0	PA: 39
PITCHER	IP WLS BF H R ER SO BB IBB HBP BLK WP HR S P ERA WHIP																					
Ken Howell, R (1, 1) ERA: 3.86	7.0 W 31 7 3 3 7 3 0 0 0 0 1 2 69 114 3.86 1.429																					
Roger McDowell, R (8, 1) ERA: 5.33	2.0 S 8 2 1 1 2 0 0 0 0 0 0 0 17 26 4.50 1.000																					

New York Mets @ Philadelphia Phillies
Veterans Stadium, Philadelphia, PA

Sat Jun 02 1990, 7:05 PM EDT
Att. 41,950 - Unknown - 78 F

livebaseballscorecards.com


AB	36
R	4
H	9
RBI	4
BB	3
SO	9
LOB	15



Batter	1	2	3	4	5	6	7	8	9	AB	R	H	RBI	BB	SO	LOB	BOTTOM					
Lenny Dykstra, L OBP: 0.477, SLG: 0.542 (1, 8)	2-2 G1-3 1B 2B		2-1 2B 1B	1-1 1B		4-1 BB		3-2 P6		4	2	3	0	1	0	0	New York Mets @ Philadelphia Phillies Veterans Stadium, Philadelphia, PA Sat Jun 02 1990, 7:05 PM EDT Att: 41,950 - Unknown - 78 F					
Tom Herr, S OBP: 0.350, SLG: 0.394 (1, 4)	0-2 G1-3 2-3		2-0 1B SF9 2B	1-0 G6-3		0-0 G1-3				4	1	1	1	0	0	4						
Von Hayes, L OBP: 0.407, SLG: 0.500 (1, 9)	2-3 K		2-2 SF9 S 2-3 1B		2-2 G5-3		1-1 G3-1			4	0	1	0	0	1	1						
Ricky Jordan, R OBP: 0.297, SLG: 0.383 (1, 3)	0-2 S 1B		1-3 1 SAFE S K		2-0 G5-3		1-0 FC6-4 HBP			3	1	1	1	0	1	2						
John Kruk, L OBP: 0.353, SLG: 0.429 (1, 7)	2-1 S 1B		4-1 2-1 SF9 IBB		2-2 1B		0-1 FC6-4 1-2f			3	0	2	1	1	0	1						
Charlie Hayes, R OBP: 0.318, SLG: 0.361 (1, 5)	0-1 G4-3 1-2		2-1 SF9		1-0 F8		0-0 F8			3	0	0	1	0	0	3						
Dickie Thon, R OBP: 0.303, SLG: 0.311 (1, 6)		0-1 F9	0-1 G5-3			0-0 P4		2-0 G5-3		4	0	0	0	0	0	2						
Darren Daulton, L OBP: 0.366, SLG: 0.299 (1, 2)		4-2 G5-6 BB		3-1 P5		1-0 SH3-4 1B		0-0 HR		3	1	2	1	1	0	0						
Ken Howell, R OBP: 0.150, SLG: 0.158 Roger McDowell, R (8, 1)		0-0 G5-6		0-0 L8		0-0 SH3-4		1-3 K		2	0	0	0	0	0	1						
Rod Booker, L OBP: 0.342, SLG: 0.412 Randy Ready, R OBP: 0.359, SLG: 0.357 Dave Hollins, S OBP: 0.320, SLG: 0.364 (8, PH) (9, 5)		1-2f								1	0	0	0	0	0	0						
Inning Stats	R: 2 E: 0 K: 1 S: 17	H: 3 LOB: 1 BB: 0 P: 23	R: 0 E: 0 K: 0 S: 5	H: 0 LOB: 0 BB: 1 P: 9	R: 2 E: 0 K: 1 S: 16	H: 3 LOB: 2 BB: 1 P: 29	R: 0 E: 0 K: 0 S: 6	H: 1 LOB: 1 BB: 0 P: 11	R: 0 E: 0 K: 0 S: 10	H: 1 LOB: 1 BB: 0 P: 17	R: 0 E: 0 K: 0 S: 5	H: 1 LOB: 2 BB: 1 P: 10	R: 0 E: 0 K: 0 S: 5	H: 0 LOB: 1 BB: 0 P: 7	R: 1 E: 0 K: 1 S: 9	H: 1 LOB: 0 BB: 0 P: 15	1B: 7 2B: 2 3B: 0 HR: 1	SF: 1 SAC: 1 DP: 1 HBP: 1	WP: 0 PB: 0 SB: 3 CS: 0	PA: 37		
PITCHER Dwight Gooden, R ERA: 4.37 Jeff Musselman, L ERA: 3.05	IP 6.0 2.0	WLS L	BF 29	H 9	R 4	ER 4	SO 2	BB 2	IBB 1	HBP 0	BLK 0	WP 0	HR 0	S 59	P 99	ERA 6.00	WHIP 1.833	ERA 4.50 WHIP 0.500				

livebaseballscores.com



Batter	1	2	3	4	5	6	7	8	9	AB R H RBI BB SO LOB	TOP	
Howard Johnson, S (1, 5) OBP: 0.310, SLG: 0.432	0-3 K			4-0 E S G6-3 BB		3-2 F9		2-0 1-H 3-H 2B		3 1 1 1 1 1 0		
Keith Miller, R (1, 8) OBP: 0.323, SLG: 0.365 Daryl Boston, L (8, PH) OBP: 0.352, SLG: 0.606 (8, 8)	0-0 L8			1-3 K		0-0 2B		1-0 F7		3 0 1 0 0 1 1 1 0 0 0 0 0 1		
Gregg Jefferies, S (1, 4) OBP: 0.338, SLG: 0.506	1-1 F7			1-0 G6-3 1-H		0-1 F7		2-2 F7		4 0 0 1 0 0 2		
Kevin McReynolds, R (1, 7) OBP: 0.343, SLG: 0.400				4-2 BB		2-0 G6-3		0-0 F9		3 0 0 0 1 0 0		
Darryl Strawberry, L (1, 9) OBP: 0.348, SLG: 0.421 Julio Machado, R (7, 1) Dave Magadan, L (9, PH) OBP: 0.370, SLG: 0.306				2-0 G4-3		3-2 G1-3		2-2 F7		3 0 0 0 0 0 1 0 0 0 0 0 0 0 1 0 0 0 0 0 0		
Mike Marshall, R (1, 3) OBP: 0.263, SLG: 0.406				0-1 G5-3		1-0 G5-3		1-0 L5		4 0 0 0 0 0 0		
Mackey Sasser, L (1, 2) OBP: 0.369, SLG: 0.362 Dave Liddell, R (8, PH) OBP: 1.000, SLG: 1.000 (8, 2)				4-0 G6-4-3 BB		3-3 K		0-0 F9 BB WP 1B		1 0 0 0 1 1 0 1 1 1 0 0 0 0	AB 29 R 3 H 3 RBI 2 BB 4 SO 3 LOB 8	
Kevin Elster, R (1, 6) OBP: 0.270, SLG: 0.320				3-1 G6-4-3 1-2f		3-1 G5-3		4-1 WP 2B BB		2 1 0 0 1 0 1		
Sid Fernandez, L (1, 1) OBP: 0.211, SLG: 0.263 Ron Darling, R (4, 1) OBP: 0.222, SLG: 0.125 Mark Carreon, R (7, 9) OBP: 0.288, SLG: 0.473				1-1 G1-6-3		0-0 F9		1-0 F9 2-3		1 0 0 0 0 0 0 1 0 0 0 0 0 0 1 0 0 0 0 0 2		
Inning Stats	R: 0 H: 0 E: 0 LOB: 0 K: 1 BB: 0 S: 6 P: 7	R: 0 H: 0 E: 0 LOB: 0 K: 0 BB: 0 S: 4 P: 6	R: 0 H: 0 E: 0 LOB: 0 K: 0 BB: 1 S: 4 P: 12	R: 1 H: 0 E: 0 LOB: 1 K: 1 BB: 2 S: 8 P: 20	R: 0 H: 0 E: 0 LOB: 0 K: 1 BB: 0 S: 6 P: 13	R: 0 H: 1 E: 0 LOB: 1 K: 0 BB: 0 S: 8 P: 11	R: 0 H: 0 E: 0 LOB: 0 K: 0 BB: 0 S: 5 P: 11	R: 2 H: 2 E: 0 LOB: 1 K: 0 BB: 1 S: 8 P: 18	R: 0 H: 0 E: 0 LOB: 0 K: 0 BB: 0 S: 5 P: 8	1B: 1 SF: 0 2B: 2 SAC: 0 3B: 0 DP: 1 HR: 0 HBP: 0	WP: 1 PA: 33 PB: 0 SB: 1 CS: 0	
PITCHER	IP WLS BF H R ER SO BB IBB HBP BLK WP HR S P ERA WHIP											
Pat Combs, L (1, 1) ERA: 4.27 Jeff Parrett, R (8, 1) ERA: 5.45	7.1 W 28 3 3 2 3 4 0 0 0 1 0 45 91 2.46 0.955											

New York Mets @ Philadelphia Phillies
Veterans Stadium, Philadelphia, PA
 Sun Jun 03 1990, 3:33 AM EDT
 Att. 43,643 - Overcast - 70 F

livebaseballscorecards.com

Batter	1	2	3	4	5	6	7	8	9
Lenny Dykstra, L (1, 8) OBP: 0.485, SLG: 0.552 Sil Campusano, R (9, 8) OBP: 0.208, SLG: 0.136	0-0 G3		4-2 HR BB	0-0 SF8 1B		1-2 1B FC3-2 1B		0-0 WP 2B	
Tom Herr, S (1, 4) OBP: 0.357, SLG: 0.396	1-1 1B		4-0 HR BB	0-1 F8		2-1 FC3-2 1B		1-3 K	
Von Hayes, L (1, 9) OBP: 0.411, SLG: 0.518	0-0 F9		0-0 HR	1-1 SF8 1B		0-2 FC3-2		4-0 BB	
Ricky Jordan, R (1, 3) OBP: 0.288, SLG: 0.373	1-0 F8		0-0 G4-3	0-2 SF8		1-3 K		0-0 G4-3	
John Kruk, L (1, 7) OBP: 0.356, SLG: 0.427			4-2 CS 1B	1-2 G4-3		1-3 K			
Charlie Hayes, R (1, 5) OBP: 0.310, SLG: 0.352			2-3 K	1-2 G1-3		1-1 F8		1-2 G4-3	
Dickie Thon, R (1, 6) OBP: 0.302, SLG: 0.309			0-2 E4 FC5-4		1-0 S 1B SH 1B		0-0 F7		
Steve Lake, R (1, 2) OBP: 0.250, SLG: 0.262			0-0 FC5-4		0-0 SH 1B		0-1 F8		
Pat Combs, L (1, 1) OBP: 0.263, SLG: 0.278 Jeff Parrett, R (8, 1)			3-3 K	2-1 SH 1B		0-0 1B 1B		1-1 F7	

AB	R	H	RBI	BB	SO	LOB
4	2	3	1	1	0	0
0	0	0	0	0	0	0
4	1	2	1	1	1	3
4	1	2	4	1	0	3
4	0	0	1	0	1	5
3	0	1	0	1	1	3
4	0	0	0	0	1	2
4	1	1	0	0	0	0
4	1	1	0	0	0	1
2	2	1	0	0	1	0
1	0	0	0	0	0	0

BOTTOM

New York Mets @ Philadelphia Phillies
Veterans Stadium, Philadelphia, PA

Sun Jun 03 1990, 3:33 AM EDT
 Att. 43,643 - Overcast - 70 F

livebaseballscorecards.com

AB	34
R	8
H	11
RBI	7
BB	4
SO	5
LOB	17

WP: 1 PA: 40
 PB: 0
 SB: 3
 CS: 1

Inning Stats		R: 0	H: 1	R: 0	H: 1	R: 3	H: 1	R: 4	H: 4	R: 0	H: 0	R: 1	H: 3	R: 0	H: 0	R: 0	H: 1
		E: 0	LOB: 1	E: 1	LOB: 1	E: 0	LOB: 1	E: 1	LOB: 1	E: 0	LOB: 0	E: 0	LOB: 2	E: 0	LOB: 0	E: 0	LOB: 2
		K: 0	BB: 0	K: 1	BB: 0	K: 1	BB: 3	K: 0	BB: 0	K: 0	BB: 0	K: 2	BB: 0	K: 0	BB: 0	K: 1	BB: 1
		S: 5	P: 7	S: 10	P: 12	S: 16	P: 32	S: 15	P: 20	S: 5	P: 6	S: 15	P: 20	S: 5	P: 7	S: 7	P: 13

PITCHER		IP	WLS	BF	H	R	ER	SO	BB	IBB	HBP	BLK	WP	HR	S	P	ERA	WHIP
Sid Fernandez, L (1, 1)	ERA: 3.32	3.1	L	21	7	7	5	2	3	0	0	0	0	1	40	64	13.50	3.000
Ron Darling, R (4, 1)	ERA: 6.0	2.2		11	3	1	1	2	0	0	0	0	0	0	26	33	3.38	1.125
Julio Machado, R (7, 1)	ERA: 1.72	2.0		8	1	0	0	1	1	0	0	0	1	0	12	20	0.00	1.000

Batter	1	2	3	4	5	6	7	8	9	10	11	AB R H RBI BB SO LOB	TOP
Lenny Dykstra, L (1, 8) OBP: 0.490, SLG: 0.554	G4-3		E7 G4-3 1B						G5-3		SH5-4 BB	5 1 3 0 1 0 0	
Tom Herr, S (1, 4) OBP: 0.358, SLG: 0.396	2B 1B		G4-3						F8		SH5-4	5 0 2 1 0 1 3	
Von Hayes, L (1, 9) OBP: 0.414, SLG: 0.520	2B 1B		F7						K			5 1 2 0 1 1 1	
Ricky Jordan, R (1, 3) OBP: 0.289, SLG: 0.369			F8						2B 1B			2 0 0 0 1 0 1	
Ron Jones, L (8, PH) OBP: 0.500, SLG: 1.000									1B 2B		P3	1 0 1 0 0 0 0	
Sil Campusano, R (8, PR) OBP: 0.231, SLG: 0.167									1B 2B		FC5-4 1B	2 0 1 0 0 0 2	
John Kruk, L (1, 7) (8, 3) OBP: 0.355, SLG: 0.419	F7								1B IBB		FC5-4	5 0 1 0 1 0 7	
Charlie Hayes, R (1, 5) OBP: 0.313, SLG: 0.353	P5								1B IBB		G4-3	5 0 2 1 0 0 4	
Dickie Thon, R (1, 6) OBP: 0.294, SLG: 0.300			G6-3						1B		G1-6-3 1B	5 0 0 0 0 0 4	
Darren Daulton, L (1, 2) OBP: 0.360, SLG: 0.295			G6-3						P4		G1-6-3	5 0 1 0 0 2 3	
Terry Mulholland, R (1, 1) OBP: 0.235, SLG: 0.294			F9						P5		1B	2 0 0 0 0 1 0	
Jim Valcher, R (7, PH)									P2		G2-3	0 0 0 0 0 1 0	
Darrel Akerfelds, R (7, 1)												0 0 0 0 0 0 0	
Randy Ready, R (8, PH)												0 0 0 0 0 0 0	
Jeff Parrett, R (8, 1)												1 0 0 0 0 0 3	
Dave Hollins, S (10, PH)												0 0 0 0 0 0 0	
Marvin Freeman, R (10, 1)												1 0 0 0 0 0 1	
												0 0 0 0 0 0 0	
Inning Stats	R: 0 H: 2 E: 0 LOB: 3 K: 0 BB: 1 S: 15 P: 27	R: 0 H: 0 E: 0 LOB: 0 K: 0 BB: 0 S: 8 P: 10	R: 1 H: 1 E: 1 LOB: 0 K: 0 BB: 0 S: 12 P: 17	R: 0 H: 0 E: 0 LOB: 0 K: 0 BB: 0 S: 5 P: 5	R: 0 H: 1 E: 0 LOB: 1 K: 3 BB: 0 S: 12 P: 15	R: 0 H: 1 E: 1 LOB: 1 K: 0 BB: 0 S: 10 P: 12	R: 0 H: 1 E: 0 LOB: 2 K: 1 BB: 1 S: 12 P: 22	R: 1 H: 3 E: 0 LOB: 3 K: 0 BB: 1 S: 15 P: 26	R: 0 H: 2 E: 0 LOB: 2 K: 1 BB: 0 S: 10 P: 14	R: 0 H: 2 E: 0 LOB: 1 K: 0 BB: 2 S: 7 P: 11	R: 0 H: 0 E: 0 LOB: 2 K: 0 BB: 2 S: 8 P: 17	1B: 11 SF: 0 2B: 2 SAC: 1 3B: 0 DP: 1 HR: 0 HBP: 0	WP: 0 PA: 50 PB: 0 SB: 0 CS: 0
PITCHER	IP WLS BF H R ER SO BB IBB HBP BLK WP HR S P ERA WHIP												
John Tudor, L ERA: 2.48	(1, 1) 6.2 28 6 1 0 4 1 1 0 0 0 0 72 106 0.00 1.050												
Ken Dayley, L ERA: 3.12	(7, 1) 0.1 2 1 1 1 0 0 0 0 0 0 0 4 6 27.00 3.000												
Lee Smith, R ERA: 2.14	(8, 1) 1.0 6 2 0 0 0 0 0 1 0 0 0 13 22 0.00 2.000												
Ricky Horton, L ERA: 1.8	(9, 1) 2.0 9 4 0 0 1 0 0 0 0 0 0 17 25 0.00 2.000												
Frank DiPino, L ERA: 4.0	(11, 1) 1.0 W 5 0 0 0 0 1 1 0 0 0 0 8 17 0.00 1.000												

Philadelphia Phillies @ St. Louis Cardinals
 Busch Stadium, St. Louis, MO
 Mon Jun 04 1990, 7:05 PM CDT
 Att: 29,937 - Unknown - 62 F

livebaseballscorecards.com

AB	44
R	2
H	13
RBI	2
BB	5
SO	5
LOB	29



Batter	1	2	3	4	5	6	7	8	9	10	11	AB R H RBI BB SO LOB	BOTTOM									
Vince Coleman, S OBP: 0.358, SLG: 0.411 (1, 7)	F8		F8			SH1-3 2B		K			WP 1B S	5 1 2 0 0 1 1	Philadelphia Phillies @ St. Louis Cardinals Busch Stadium, St. Louis, MO Mon Jun 04 1990, 7:05 PM CDT Att: 29,937 - Unknown - 62 F									
Ozzie Smith, S OBP: 0.319, SLG: 0.272 (1, 6)	1B 2B BB		G4-3			SH1-3		F8			1B WP IBB	2 1 0 0 2 0 1										
Willie McGee, S OBP: 0.357, SLG: 0.411 (1, 8)	1-1 2B 1B		G6-3			K			G6-3		G6-3	5 1 1 0 0 1 3										
Pedro Guerrero, R OBP: 0.358, SLG: 0.461 (1, 3)	G6-3 2B			L7		G5-3			P5		1B IBB	4 0 1 2 1 0 1										
Terry Pendleton, S OBP: 0.275, SLG: 0.315 (1, 5)	G6-3			P2			K		K			5 0 1 1 0 2 1										
Todd Zeile, R OBP: 0.310, SLG: 0.382 (1, 2)	F8			G1-3			G5-3			F8		4 0 0 0 0 0 1										
Milt Thompson, L OBP: 0.273, SLG: 0.313 José Oquendo, S OBP: 0.332, SLG: 0.255 (1, 9) (9, 4)		G4-3			G3		F7					3 0 0 0 0 0 0 0 0 0 0 1 0 0										
Rex Hudler, R OBP: 0.220, SLG: 0.256 Denny Walling, L OBP: 0.281, SLG: 0.296 Dave Collins, S OBP: 0.222, SLG: 0.087 (1, 4) (8, PH) (8, PR) (9, 9)		L7			F9			1B		F9		2 0 0 0 0 0 0 1 0 1 0 0 0 0 1 0 0 0 0 0 1										
John Tudor, L OBP: 0.095, SLG: 0.050 Ken Dayley, L OBP: 0.075, SLG: 0.121 Lee Smith, R OBP: 0.238, SLG: 0.111 John Morris, L OBP: 0.275, SLG: 0.121 Tim Jones, L OBP: 0.243, SLG: 0.324 Ricky Horton, L OBP: 0.243, SLG: 0.324 Tom Pagnozzi, R OBP: 0.243, SLG: 0.324 Frank DiPino, L OBP: 0.243, SLG: 0.324 (1, 1) (7, 1) (8, 1) (8, 9) (8, PH) (9, 1) (10, PH) (11, 1)		G4-3			G4-3			F7		K		2 0 1 0 0 0 0 0 1 0 0 0 0 0 0 0 1 0 0 0 0 0 1 0 0 0 0 0 0 0										
Inning Stats	R: 2 E: 0 K: 0 S: 13	H: 2 LOB: 1 BB: 1 P: 24	R: 0 E: 0 K: 0 S: 8	H: 0 LOB: 0 BB: 0 P: 10	R: 0 E: 0 K: 0 S: 5	H: 0 LOB: 0 BB: 0 P: 9	R: 0 E: 0 K: 0 S: 5	H: 0 LOB: 0 BB: 0 P: 7	R: 0 E: 0 K: 1 S: 8	H: 1 LOB: 1 BB: 0 P: 10	R: 0 E: 0 K: 1 S: 10	H: 1 LOB: 1 BB: 0 P: 16		R: 0 E: 0 K: 1 S: 7	H: 0 LOB: 0 BB: 0 P: 10	R: 0 E: 0 K: 1 S: 7	H: 0 LOB: 1 BB: 1 P: 14	R: 1 E: 0 K: 0 S: 8	H: 2 LOB: 3 BB: 2 P: 21	1B: 4 2B: 2 3B: 0 HR: 0	SF: 0 SAC: 1 DP: 0 HBP: 0	WP: 1 PA: 41
PITCHER	IP WLS BF H R ER SO BB IBB HBP BLK WP HR S P ERA WHIP																					
Terry Mulholland, L ERA: 3.51 (1, 1)	6.0	22	3	2	2	1	1	0	0	0	0	0	0	48	73	3.00	0.667					
Darrel Akerfelds, R ERA: 1.8 (7, 1)	1.0	3	0	0	0	1	0	0	0	0	0	0	0	8	11	0.00	0.000					
Jeff Parrett, R ERA: 5.17 (8, 1)	2.0	7	1	0	0	2	0	0	0	0	0	0	0	17	26	0.00	0.500					
Marvin Freeman, R ERA: 3.65 (10, 1)	1.1	L 9	2	1	1	1	1	2	0	0	1	0	15	35	6.75	2.250						

livebaseballscores.com



Batter	1	2	3	4	5	6	7	8	9	AB	R	H	RBI	BB	SO	LOB	TOP										
Lenny Dykstra, L OBP: 0.486, SLG: 0.546 (1, 8)	2-0 F7		0-0 G1-3		2-1 1B		0-0 F7	0-0 G6-3 1B	0-0 G4-3	6	1	2	2	0	0	1											
Tom Herr, S OBP: 0.354, SLG: 0.387 (1, 4)	1-0 G5-3			0-1 F7	1-0 F8		4-2 G4-3 S BB	2-1 G6-3		4	0	0	0	1	0	3											
Von Hayes, L OBP: 0.414, SLG: 0.517 (1, 9)	3-2 G4-3			1-1 2B 1B		1-0 L9	3-1 G4-3	2-1 1B		5	1	2	2	0	0	1											
Ricky Jordan, R OBP: 0.298, SLG: 0.374 (1, 3)		1-3 K		0-1 1B 2B		0-0 G5-3	4-0 IBB	4-0 1B		3	1	1	1	2	1	0											
John Kruk, L OBP: 0.353, SLG: 0.414 Jeff Parrett, R Jim Vatcher, R		0-1 G4-3		0-0 F7		2-0 1B HBP	0-0 F6	2-3 K		4	1	1	0	0	0	3											
Charlie Hayes, R OBP: 0.326, SLG: 0.368 (1, 5)		0-1 F9		3-2 1B		1-1 1B HBP		1-1 1B 1B	0-0 G6-3 HR	4	2	3	1	0	0	0											
Dickie Thon, R OBP: 0.302, SLG: 0.309 (1, 6)			2-1 G3 F7 1B		0-0 F7		0-0 1B	1-0 1B 1B	0-0 G3	5	1	3	1	0	0	2											
Steve Lake, R OBP: 0.271, SLG: 0.250 Darren Daulton, L OBP: 0.358, SLG: 0.293			2-0 F7			0-0 G5-3	4-0 FC4 IBB	4-0 G6-3 1B BB	2-2 G6-3	2	0	0	0	2	0	1											
Bruce Ruffin, S OBP: 0.227, SLG: 0.150 Darrel Akerfelds, R Randy Ready, R Don Carman, L Dave Hollins, S Roger McDowell, R			0-1 G3		1-1 F9	2-1 FC4		1-2 F9	2-1 HR	3	0	0	0	0	0	4											
Inning Stats	R: 0 E: 0 K: 0 S: 6	H: 0 LOB: 0 BB: 0 P: 12	R: 0 E: 0 K: 1 S: 7	H: 0 LOB: 0 BB: 0 P: 8	R: 0 E: 0 K: 0 S: 6	H: 1 LOB: 1 BB: 0 P: 10	R: 2 E: 0 K: 0 S: 12	H: 3 LOB: 1 BB: 0 P: 16	R: 0 E: 0 K: 0 S: 6	H: 1 LOB: 1 BB: 0 P: 10	R: 1 E: 0 K: 0 S: 7	H: 2 LOB: 3 BB: 1 P: 17	R: 0 E: 0 K: 0 S: 6	H: 0 LOB: 2 BB: 2 P: 17	R: 4 E: 0 K: 1 S: 15	H: 4 LOB: 2 BB: 2 P: 32	R: 2 E: 0 K: 0 S: 8	H: 2 LOB: 0 BB: 0 P: 12	1B: 10 2B: 2 3B: 0 HR: 1	SF: 0 SAC: 0 DP: 0 HBP: 1	WP: 0 PB: 0 SB: 1 CS: 0	PA: 46					
PITCHER	IP	WLS	BF	H	R	ER	SO	BB	IBB	HBP	BLK	WP	HR	S	P	ERA	WHIP										
Joe Magrane, L ERA: 4.14	(1, 1)	7.0	32	7	3	3	1	1	2	1	0	0	0	50	90	3.86	1.143										
Scott Terry, R ERA: 9.0	(8, 1)	0.0	L	2	2	2	0	0	0	0	0	0	0	3	5	∞	∞										
Tom Niedenfuer, R ERA: 1.93	(8, 1)	0.1	2	0	0	0	0	1	0	0	0	0	0	4	9	0.00	3.000										
Ken Dayley, L ERA: 3.5	(8, 1)	0.2	5	2	2	2	1	0	1	0	0	0	0	8	18	27.00	3.000										
Frank DiPino, L ERA: 4.74	(9, 1)	1.0	5	2	2	2	0	0	0	0	0	0	1	8	12	18.00	2.000										

Philadelphia Phillies @ St. Louis Cardinals
 Busch Stadium, St. Louis, MO
 Tue Jun 05 1990, 7:05 PM CDT
 Att: 26,522 - Unknown

livebaseballscorecards.com

AB	40
R	9
H	13
RBI	9
BB	5
SO	2
LOB	21



BOTTOM

Philadelphia Phillies @ St. Louis Cardinals
Busch Stadium, St. Louis, MO

Tue Jun 05 1990, 7:05 PM CDT
 Att. 26,522 - Unknown

livebaseballscorecards.com

AB	37
R	6
H	10
RBI	6
BB	5
SO	10
LOB	16



WP: 0	PA: 42
PB: 0	
SB: 2	
CS: 0	

PITCHER	IP	WLS	BF	H	R	ER	SO	BB	IBB	HBP	BLK	WP	HR	S	P	ERA	WHIP
Bruce Ruffin, L ERA: 4.77	(1, 1)	6.1	29	7	2	2	9	3	0	0	1	0	0	70	109	2.84	1.579
Darrel Akerfelds, R ERA: 2.25	(7, 1)	0.1	2	0	0	0	0	1	0	0	0	0	0	6	10	0.00	3.000
Jeff Parrett, R ERA: 5.59	(7, 1)	0.1	4	2	3	3	0	1	0	0	0	0	0	10	17	81.00	9.000
Don Carman, L ERA: 3.68	(8, 1)	1.0	W 3	0	0	0	0	0	0	0	0	0	0	6	11	0.00	0.000
Roger McDowell, R ERA: 5.46	(9, 1)	1.0	4	1	1	1	1	0	0	0	0	0	1	7	15	9.00	1.000

Batter	1	2	3	4	5	6	7	8	9	AB	R	H	RBI	BB	SO	LOB
Vince Coleman, S OBP: 0.359, SLG: 0.416 (1, 7)	0-0 BLK S 1B	1-3 K			0-3 K		2-2 FC4 2B	1-0 F6		5	1	2	0	0	2	2
Ozzie Smith, S OBP: 0.321, SLG: 0.267 (1, 6)	1-1 G1-3 1-2		0-3 K		4-0 FC6-4 BB		4-1 FC4 BB	1-0 G5-3		3	0	0	0	2	1	1
Willie McGee, S OBP: 0.354, SLG: 0.403 (1, 8)	4-0 BB		1-3 K		1-0 FC6-4 1-2f		0-1 FC4 2B		1-0 G4-3	4	1	0	0	1	1	3
Pedro Guerrero, R OBP: 0.359, SLG: 0.462 (1, 3)	1-3 K		2-2 2B		0-0 G5-3		4-2 2B 3B BB	1-0 G6-3		4	1	1	0	1	1	2
Terry Pendleton, S OBP: 0.279, SLG: 0.344 (1, 5)	1-1 F9		1-2 F8		1-3 K		1-2 3B 2B	3-1 HR		5	2	2	3	0	1	3
Todd Zeile, R OBP: 0.318, SLG: 0.385 (1, 2)		1-2 FC4-6 1B		2-2 L6		0-1 1B 1B	4-1 3B BB	3-3 K		4	1	2	0	1	1	0
Milt Thompson, L OBP: 0.279, SLG: 0.333 (1, 9)		1-0 FC4-6 1B 1-2f		2-3 K2-3		2-1 1B FC6-4	1-0 3B			4	0	2	3	0	1	1
Rex Hudler, R OBP: 0.205, SLG: 0.238 Denny Walling, L OBP: 0.276, SLG: 0.291 Scott Terry, R OBP: 1.000, SLG: 1.000 Tom Niedenfuer, R Ken Dayley, L Frank DiPino, L	1-3 K		2-3 K		1-2 FC6-4 1-2f		1-2 F5			3	0	0	0	0	2	3
Joe Magrane, R OBP: 0.238, SLG: 0.111 José Oquendo, S OBP: 0.328, SLG: 0.252 (7, PH) (8, 4)	1-0 1B 1-2				0-0 G5-3		2-1 G6-3	3-2 F9		2	0	1	0	0	0	0
										2	0	0	0	0	0	0

Inning Stats	R	H	E	K	S	H	LOB	BB	IBB	HBP	BLK	WP	HR	S	P	ERA	WHIP
	0	1	0	1	11	2	2	0	0	0	1	0	0	70	109	2.84	1.579
	0	0	0	2	9	2	2	1	0	0	0	0	0	6	10	0.00	3.000
	0	0	0	2	17	0	0	0	0	0	0	0	0	10	17	81.00	9.000
	0	0	0	2	11	0	0	0	0	0	0	0	0	6	11	0.00	0.000
	0	0	0	2	15	0	0	0	0	0	0	0	1	7	15	9.00	1.000

R: 0	H: 1	E: 0	K: 1	S: 11	R: 0	H: 2	E: 0	K: 2	S: 12	R: 0	H: 1	E: 0	K: 2	S: 12	R: 0	H: 0	E: 0	K: 1	S: 5	R: 0	H: 2	E: 0	K: 1	S: 15	R: 5	H: 3	E: 0	K: 0	S: 22	R: 0	H: 0	E: 0	K: 0	S: 6	R: 1	H: 1	E: 0	K: 1	S: 7
------	------	------	------	-------	------	------	------	------	-------	------	------	------	------	-------	------	------	------	------	------	------	------	------	------	-------	------	------	------	------	-------	------	------	------	------	------	------	------	------	------	------

PITCHER	IP	WLS	BF	H	R	ER	SO	BB	IBB	HBP	BLK	WP	HR	S	P	ERA	WHIP
Bruce Ruffin, L ERA: 4.77	(1, 1)	6.1	29	7	2	2	9	3	0	0	1	0	0	70	109	2.84	1.579
Darrel Akerfelds, R ERA: 2.25	(7, 1)	0.1	2	0	0	0	0	1	0	0	0	0	0	6	10	0.00	3.000
Jeff Parrett, R ERA: 5.59	(7, 1)	0.1	4	2	3	3	0	1	0	0	0	0	0	10	17	81.00	9.000
Don Carman, L ERA: 3.68	(8, 1)	1.0	W 3	0	0	0	0	0	0	0	0	0	0	6	11	0.00	0.000
Roger McDowell, R ERA: 5.46	(9, 1)	1.0	4	1	1	1	1	0	0	0	0	0	1	7	15	9.00	1.000

Batter	1	2	3	4	5	6	7	8	9	10	AB R H RBI BB SO LOB	TOP														
Lenny Dykstra, L (1, 8) OBP: 0.486, SLG: 0.543	2-2 L9 1B		2-2 G3-1		0-0 F7		2-3 K	1-0 FC6-4 1B		4-0 G1 1B IBB	5 1 2 1 1 1 2															
Tom Herr, S (1, 4) OBP: 0.343, SLG: 0.374	1-2 L9 1-3		2-2 P9		3-2 G1-3		2-0 G3	1-0 FC6-4 1-2f		1-0 G1 1-2 2-3	6 0 0 0 0 0 7															
Von Hayes, L (1, 9) OBP: 0.425, SLG: 0.514	3-2 G3			4-1 S WP G6-3 BB		4-2 FC1-4 BB	4-1 1B BB		4-0 HR BB	4-0 1B IBB	1 2 0 0 5 0 1															
Ricky Jordan, R (1, 3) OBP: 0.304, SLG: 0.372	4-1			4-1 G6-3 S 1-2 1B BB		1-2 FC1-4 1-2f	0-0		1-1 SAFE 1-1 SAFE HR	0-0	1 1 0 0 2 0 1 2 1 2 3 0 0 0															
Ron Jones, L (7, PH) OBP: 0.750, SLG: 1.750							1-3 3-H 1B			1-3 2-H 3-H 1B	1 0 1 2 0 0 0															
Sil Campusano, R (9, 7) OBP: 0.259, SLG: 0.200																										
John Kruk, L (1, 7) OBP: 0.341, SLG: 0.399	1-2 G1-3			3-2 G6-3 1-3 2-H		3-2 G1-6-4-3 1-2f	1-2 F7		2-2 F7	2-3 K	6 0 0 1 0 1 8															
Charlie Hayes, R (1, 5) OBP: 0.328, SLG: 0.369		2-2 P3		0-0 FC5-4 3-H 1B			1-1 1B 2B 1B	0-3 K	1-2 P3		5 1 2 1 0 1 0															
Dickie Thon, R (1, 6) OBP: 0.305, SLG: 0.311		1-1 G6-3		0-1 FC5-4 1-2f CS			1-0 2B 1B	2-1 S 1B 1B	0-1 F8		5 2 2 0 0 0 1															
Darren Daulton, L (1, 2) OBP: 0.365, SLG: 0.307		1-0 F9		2-1 CS 1-2	1-1 G3-1		0-0 2B 2B	4-2 1B BB		1-1 G1 SH1-4 1B 1B	4 2 2 1 1 0 0															
Dennis Cook, L (1, 1) OBP: 0.304, SLG: 0.435			2-1 L4				0-0 G3 1B 2B	1-2 F7		0-0 SH1-4	1 0 0 0 0 0 0 1 0 1 0 0 0 0 1 1 1 2 0 0 0 0 0 0 0 0 0 0 1 0 0 0 0 0 2 0															
Don Carman, L (4, 1) OBP: 0.260, SLG: 0.500																										
Randy Ready, R (7, PH) OBP: 0.359, SLG: 0.373																										
Darrel Akerfelds, R (7, 1) OBP: 0.253, SLG: 0.278																										
Dave Hollins, S (8, PH) OBP: 0.321, SLG: 0.480																										
Pat Combs, L (8, 1) OBP: 0.263, SLG: 0.278																										
Roger McDowell, R (9, 1) OBP: 0.295, SLG: 0.294																										
Terry Mulholland, R (10, 1) OBP: 0.295, SLG: 0.294																										
Inning Stats	R: 0 E: 0 K: 0 S: 15	H: 1 LOB: 2 BB: 1 P: 26	R: 0 E: 0 K: 0 S: 6	H: 0 LOB: 0 BB: 0 P: 10	R: 0 E: 0 K: 0 S: 10	H: 0 LOB: 0 BB: 0 P: 16	R: 2 E: 0 K: 0 S: 9	H: 1 LOB: 0 BB: 2 P: 22	R: 0 E: 0 K: 0 S: 10	H: 1 LOB: 1 BB: 0 P: 16	R: 0 E: 0 K: 0 S: 8	H: 0 LOB: 0 BB: 1 P: 16	R: 4 E: 0 K: 1 S: 15	H: 5 LOB: 2 BB: 1 P: 26	R: 1 E: 0 K: 1 S: 12	H: 2 LOB: 2 BB: 1 P: 21	R: 2 E: 0 K: 0 S: 11	H: 1 LOB: 0 BB: 1 P: 19	R: 2 E: 0 K: 1 S: 10	H: 2 LOB: 2 BB: 2 P: 22	1B: 10 2B: 2 3B: 0 HR: 1	SF: 0 SAC: 1 DP: 1 HBP: 0	WP: 1 PB: 0 SB: 4 CS: 1	PA: 51		
PITCHER	IP WLS BF H R ER SO BB IBB HBP BLK WP HR S P ERA WHIP																									
Greg Mathews, L (1, 1) ERA: 4.62	5.0																									
Ricky Horton, L (6, 1) ERA: 3.38	1.1	8	4	4	4	1	1	0	0	0	0	0	0	0	0	0	0	0	0	0	0	0	0	0	0	0
Tom Niedenfuer, R (7, 1) ERA: 1.9	0.1	2	0	0	0	0	1	0	0	0	0	0	0	0	0	0	0	0	0	0	0	0	0	0	0	0
Lee Smith, R (7, 1) ERA: 2.75	2.1	13	4	3	3	1	2	0	0	0	0	0	1	28	46	11.57	2.571									
Frank DiPino, L (10, 1) ERA: 5.4	1.0	W 7	2	2	2	1	0	2	0	0	0	0	0	10	22	18.00	2.000									

Philadelphia Phillies @ St. Louis Cardinals
 Busch Stadium, St. Louis, MO
 Wed Jun 06 1990, 7:05 PM CDT
 Att. 28,319 - Unknown

livebaseballscorecards.com

AB 40
 R 11
 H 13
 RBI 11
 BB 9
 SO 3
 LOB 22



BOTTOM

Philadelphia Phillies @ St. Louis Cardinals
 Busch Stadium, St. Louis, MO
 Wed Jun 06 1990, 7:05 PM CDT
 Att: 28,319 - Unknown

livebaseballscorecards.com

AB	38
R	12
H	15
RBI	12
BB	8
SO	4
LOB	12



WP:	0	PA:	48
PB:	0		
SB:	4		
CS:	1		

AB	5	R	2	H	3	RBI	2	BB	0	SO	1	LOB	1
----	---	---	---	---	---	-----	---	----	---	----	---	-----	---

AB	4	R	1	H	2	RBI	3	BB	2	SO	0	LOB	1
----	---	---	---	---	---	-----	---	----	---	----	---	-----	---

AB	3	R	0	H	1	RBI	3	BB	2	SO	1	LOB	3
----	---	---	---	---	---	-----	---	----	---	----	---	-----	---

AB	5	R	0	H	1	RBI	1	BB	0	SO	0	LOB	1
AB	0	R	0	H	0	RBI	0	BB	0	SO	0	LOB	0

AB	4	R	2	H	2	RBI	1	BB	1	SO	0	LOB	0
----	---	---	---	---	---	-----	---	----	---	----	---	-----	---

AB	5	R	1	H	2	RBI	1	BB	0	SO	0	LOB	3
----	---	---	---	---	---	-----	---	----	---	----	---	-----	---

AB	5	R	1	H	2	RBI	0	BB	0	SO	1	LOB	1
----	---	---	---	---	---	-----	---	----	---	----	---	-----	---

AB	4	R	1	H	1	RBI	0	BB	1	SO	1	LOB	2
AB	0	R	1	H	0	RBI	0	BB	0	SO	0	LOB	0

AB	1	R	1	H	0	RBI	0	BB	0	SO	1	LOB	0
AB	1	R	0	H	0	RBI	0	BB	0	SO	0	LOB	0
AB	0	R	0	H	0	RBI	0	BB	0	SO	0	LOB	0
AB	0	R	0	H	0	RBI	0	BB	0	SO	0	LOB	0
AB	0	R	1	H	0	RBI	0	BB	1	SO	0	LOB	0
AB	1	R	1	H	1	RBI	1	BB	0	SO	0	LOB	0

1B:	11	SF:	1
2B:	3	SAC:	1
3B:	0	DP:	2
HR:	1	HBP:	0

Batter	1	2	3	4	5	6	7	8	9	10
Vince Coleman, S OBP: 0.365, SLG: 0.425 (1, 7)	0-0 SF9 1B		2-2 S 1B	2-0 1B 2B		1-3 K			0-1 G3 1-2	0-1 SH3-4 1-2 2-3
Ozzie Smith, S OBP: 0.332, SLG: 0.272 (1, 6)	1-0 SAFE SAFE F8		4-1 SAFE G6-4-3 1-2 BB	3-2 2-H 3-H 1B			2-2 G6-3		1-1 S 2-H 1B	4-0 2B IBB
Willie McGee, S OBP: 0.358, SLG: 0.407 (1, 8)	1-2 SAFE SAFE SF9 1-H		1-1 SAFE G6-4-3 1-2f	1-3 K2-3			4-1 CS BB		4-1 1B 1-2 BB	1-0 1-3 2-H 3-H 2B
Pedro Guerrero, R OBP: 0.355, SLG: 0.455 Frank DiPino, L (10, 1)	1-0 G5-3			2-2 F9	3-2 P3		2-2 SAFE SAFE G5-3 1-2		0-1 FC5 IBB 1-3 2-H 1B	
Terry Pendleton, S OBP: 0.288, SLG: 0.374 (1, 5)		1-2 G5-3		2-2 1B 2B	3-2 HR			2-1 F9	4-0 1-2 IBB	
Todd Zeile, R OBP: 0.321, SLG: 0.385 (1, 2)		3-2 1B 1B		2-0 BB 2B 1B 2-H	2-2 F9			1-1 F8	1-2 FC5 2-3f	
Milt Thompson, L OBP: 0.263, SLG: 0.336 (1, 9)		1-0 G6-4-3 1-2 1B		1-0 F9	3-2 G4-3			0-3 K		0-1 1B 1B
José Oquendo, S OBP: 0.330, SLG: 0.252 Rex Hudler, R (10, PR) OBP: 0.205, SLG: 0.238		0-0 G6-4-3 1-2f		4-0 BB 2B IBB		1-1 G3		1-3 K	2-2 SH3-4 1-2 2B 1B	
Greg Mathews, R OBP: 0.313, SLG: 0.286 Ricky Horton, L (6, 1) Tom Niedenfuer, R (7, 1) Lee Smith, R (7, 1) Dave Collins, S (9, PH) Denny Walling, L (10, 3) OBP: 0.250, SLG: 0.087 OBP: 0.288, SLG: 0.304			1-1 G5-3	4-2 2B 1B BB 1-2 2-3		1-0 G1-3		4-2 G3 1B BB	2-1 SH3-4 2B 1B 1-2 2-H	

Inning Stats	R: 1	H: 1	E: 0	LOB: 0	K: 0	S: 6	R: 0	H: 2	E: 0	LOB: 1	K: 0	S: 10	R: 0	H: 1	E: 0	LOB: 1	K: 0	S: 9	R: 5	H: 4	E: 0	LOB: 1	K: 1	S: 20	R: 1	H: 1	E: 0	LOB: 0	K: 0	S: 18	R: 0	H: 0	E: 0	LOB: 0	K: 1	S: 6	R: 0	H: 0	E: 0	LOB: 0	K: 0	S: 7	R: 0	H: 0	E: 0	LOB: 0	K: 0	S: 7	R: 0	H: 0	E: 0	LOB: 0	K: 1	S: 7	R: 2	H: 2	E: 0	LOB: 3	K: 1	S: 16	R: 3	H: 4	E: 0	LOB: 2	K: 0	S: 10	1B: 11	SF: 1	2B: 3	SAC: 1	3B: 0	DP: 2	HR: 1	HBP: 0
--------------	------	------	------	--------	------	------	------	------	------	--------	------	-------	------	------	------	--------	------	------	------	------	------	--------	------	-------	------	------	------	--------	------	-------	------	------	------	--------	------	------	------	------	------	--------	------	------	------	------	------	--------	------	------	------	------	------	--------	------	------	------	------	------	--------	------	-------	------	------	------	--------	------	-------	--------	-------	-------	--------	-------	-------	-------	--------

PITCHER	IP	WLS	BF	H	R	ER	SO	BB	IBB	HBP	BLK	WP	HR	S	P	ERA	WHIP
Dennis Cook, L ERA: 3.5	(1, 1)	3.2	20	8	6	6	0	2	1	0	0	0	0	41	76	14.73	2.727
Don Carman, L ERA: 3.69	(4, 1)	2.1	8	1	1	1	2	0	0	0	0	0	1	28	43	3.86	0.429
Darrel Akerfelds, R ERA: 2.16	(7, 1)	1.0	3	0	0	0	0	1	0	0	0	0	0	7	15	0.00	1.000
Pat Combs, L ERA: 4.33	(8, 1)	1.1	5	0	1	1	2	1	0	0	0	0	0	13	21	6.75	0.750
Roger McDowell, R ERA: 6.52	(9, 1)	1.0	L 11	5	4	4	0	1	2	0	0	0	0	19	37	36.00	6.000

PITCHER	IP	WLS	BF	H	R	ER	SO	BB	IBB	HBP	BLK	WP	HR	S	P	ERA	WHIP
Terry Mulholland, L ERA: 3.51	(10, 1)	0.0	1	1	0	0	0	0	0	0	0	0	0	1	2	∞	∞

Batter	1	2	3	4	5	6	7	8	9	AB R H RBI BB SO LOB	TOP											
Lenny Dykstra, L OBP: 0.489, SLG: 0.545 (1, 8)	F7		BB		IBB		F8 2B		K	3 0 1 1 2 1 0												
Tom Herr, S OBP: 0.335, SLG: 0.364 (1, 4)	L8		L5		K		F8		G4-3	5 0 0 0 0 1 5												
Von Hayes, L OBP: 0.417, SLG: 0.503 Ricky Jordan, R OBP: 0.302, SLG: 0.370 (1, 9) (7, 3)	F7				K		G3-1		L4	4 0 0 0 0 1 1 1 0 0 0 0 0 0												
Ron Jones, L OBP: 0.500, SLG: 1.000 Sil Campusano, R OBP: 0.259, SLG: 0.200 (1, 7) (8, PR) (8, 7)		F7			F8		G3		BB 1B	4 0 1 0 0 0 0 0 1 0 0 0 0 0												
John Kruk, L OBP: 0.344, SLG: 0.394 (1, 3) (7, 9)		G3-1			G4-3		1B BB		1B BB	2 0 0 0 2 0 0												
Charlie Hayes, R OBP: 0.337, SLG: 0.383 (1, 5)		L4			1B SF7		FC6-4 1B		1B	4 1 3 1 0 0 0												
Dickie Thon, R OBP: 0.308, SLG: 0.315 (1, 6)			PB SH3-4 1B		1B		FC6-4		K	4 0 2 0 0 1 4												
Darren Daulton, L OBP: 0.369, SLG: 0.310 (1, 2)			K		SF7		SH3-4 WP 2B 1B		IBB	2 1 1 1 1 1 1												
Ken Howell, R OBP: 0.143, SLG: 0.150 (1, 1)			SH3-4		SH3-4		SH3-4		K	1 0 0 0 0 1 2												
Inning Stats	R: 0 E: 0 K: 0 S: 13	H: 0 LOB: 0 BB: 0 P: 20	R: 0 E: 0 K: 0 S: 6	H: 0 LOB: 0 BB: 0 P: 11	R: 0 E: 0 K: 1 S: 14	H: 1 LOB: 2 BB: 1 P: 23	R: 0 E: 0 K: 1 S: 8	H: 0 LOB: 0 BB: 0 P: 12	R: 1 E: 0 K: 1 S: 13	H: 2 LOB: 2 BB: 1 P: 23	R: 0 E: 0 K: 0 S: 15	H: 1 LOB: 2 BB: 1 P: 24	R: 1 E: 0 K: 0 S: 11	H: 2 LOB: 1 BB: 0 P: 16	R: 1 E: 0 K: 2 S: 12	H: 2 LOB: 2 BB: 2 P: 23	R: 0 E: 0 K: 1 S: 5	H: 0 LOB: 0 BB: 0 P: 8	1B: 6 2B: 2 3B: 0 HR: 0	SF: 1 SAC: 3 DP: 0 HBP: 0	WP: 1 PB: 1 SB: 0 CS: 0	PA: 39
PITCHER	IP WLS BF H R ER SO BB IBB HBP BLK WP HR S P ERA WHIP																					
Mike Bielecki, R ERA: 4.0 (1, 1)	6.1 L 28 6 2 2 3 2 1 0 0 1 0 75 123 2.84 1.263																					
Paul Assenmacher, L ERA: 3.12 (7, 1)	0.2 4 1 1 1 0 1 0 0 0 0 0 9 14 13.50 3.000																					
Les Lancaster, R ERA: 4.15 (8, 1)	2.0 7 1 0 0 3 0 1 0 0 0 0 13 23 0.00 0.500																					

Philadelphia Phillies @ Chicago Cubs
Wrigley Field, Chicago, IL
Thu Jun 07 1990, 7:05 PM CDT
Att: 29,271 - Unknown

livebaseballscorecards.com

AB	30
R	3
H	8
RBI	3
BB	5
SO	6
LOB	13




Batter	1	2	3	4	5	6	7	8	9	AB	R	H	RBI	BB	SO	LOB
Jerome Walton, R OBP: 0.355, SLG: 0.333 (1, 8)	F8		F8		K			K		4	0	0	0	0	2	2
Curtis Wilkerson, S OBP: 0.250, SLG: 0.286 (1, 4)	G3-1		G1-3			G5-3		G6-3		4	0	0	0	0	0	1
Mark Grace, L OBP: 0.347, SLG: 0.361 (1, 3)	G1-3				BB	2B		F9 G5-3 1B		3	0	2	0	1	0	0
Andre Dawson, R OBP: 0.382, SLG: 0.654 (1, 9)		HR			K	IBB		G5-3		3	1	1	1	1	1	2
Dwight Smith, L OBP: 0.358, SLG: 0.415 Paul Assenmacher, L (7, 1) Les Lancaster, R OBP: 0.182, SLG: 0.100 Marvell Wynne, L OBP: 0.197, SLG: 0.179 (9, PH)		CS 1B			K	G6-4-3 1-2f		F9		3	0	1	0	0	1	3
Hector Villanueva, R OBP: 0.188, SLG: 0.563 (1, 2)		1B			K			2-3		0	0	0	0	0	0	0
Shawon Dunston, R OBP: 0.317, SLG: 0.497 (1, 6)		K			K			G6-3		1	0	0	0	0	0	1
Domingo Ramos, R OBP: 0.294, SLG: 0.308 (1, 5)								G3		3	0	0	0	0	1	0
Mike Bielecki, R OBP: 0.350, SLG: 0.316 Dave Clark, L OBP: 0.265, SLG: 0.313 (7, 7)								F9		2	0	1	0	1	0	0
								G3		0	0	0	0	0	0	0
										1	0	0	0	0	0	0

Inning Stats	R: 0	H: 0	E: 0	K: 0	S: 4	R: 1	H: 2	E: 0	K: 2	S: 8	R: 0	H: 1	E: 0	K: 0	S: 10	R: 0	H: 0	E: 0	K: 3	S: 10	R: 0	H: 0	E: 0	K: 1	S: 9	R: 0	H: 1	E: 0	K: 1	S: 5	R: 0	H: 0	E: 0	K: 1	S: 7	R: 0	H: 1	E: 0	K: 0	S: 6	1B: 3	SF: 0	2B: 2	SAC: 2	3B: 0	DP: 2	HR: 1	HBP: 0	WP: 0	PA: 33	
PITCHER Ken Howell, R ERA: 3.5 (1, 1)	IP	WLS	BF	H	R	ER	SO	BB	IBB	HBP	BLK	WP	HR	S	P	ERA	WHIP	IP	WLS	BF	H	R	ER	SO	BB	IBB	HBP	BLK	WP	HR	S	P	ERA	WHIP	IP	WLS	BF	H	R	ER	SO	BB	IBB	HBP	BLK	WP	HR	S	P	ERA	WHIP

Philadelphia Phillies @ Chicago Cubs
Wrigley Field, Chicago, IL
Thu Jun 07 1990, 7:05 PM CDT
Att. 29,271 - Unknown

livebaseballscorecards.com

AB 28
R 1
H 5
RBI 1
BB 3
SO 8
LOB 12



Batter	1	2	3	4	5	6	7	8	9	AB R H RBI BB SO LOB	TOP		
Lenny Dykstra, L (1, 8) OBP: 0.484, SLG: 0.538 Sil Campusano, R (7, PR) OBP: 0.250, SLG: 0.192 (7, 8)	1-0 P3	2-1 G4-3		1-0 G3			1-0 1B		2-1 F9	4 0 1 0 0 0 4 1 0 0 0 0 0 0			
Randy Ready, R (1, 4) OBP: 0.347, SLG: 0.359	3-3 K		2-1 F7		2-1 F7		1-2 1B		3-3 K	5 0 1 0 0 2 0			
Ron Jones, L (1, 7) OBP: 0.385, SLG: 0.667	3-3 K		1-0 P5		2-0 F7		1-2 F7		4-0 1B BB	4 0 0 0 1 1 2			
Ricky Jordan, R (1, 3) OBP: 0.310, SLG: 0.382		2-2 1B E 1B	0-0		2-0 F8			1-1 F9	1-1 1B	5 1 3 0 0 0 0			
John Kruk, L (1, 9) OBP: 0.353, SLG: 0.405 Roger McDowell, R (8, 1)		3-2 E P2 1B	4-2			3-1 F9		1-1 1B 2B		3 1 2 0 1 0 0 0 0 0 0 0 0 0			
Charlie Hayes, R (1, 5) OBP: 0.332, SLG: 0.377 Darrel Akerfelds, R (6, 1) Steve Lake, R (7, 2) OBP: 0.286, SLG: 0.267		0-0 L5	1-2 P2			2-1 G5-3		0-0 FC5-4 1B		3 0 0 0 0 0 4 0 0 0 0 0 0 0 1 0 1 1 0 0 0			
Dickie Thon, R (1, 6) OBP: 0.307, SLG: 0.314		0-0 P2		2-1 G4-3 G3-1 1B		0-0 P5		0-0 FC5-4 1B		4 0 1 0 0 0 3			
Darren Daulton, L (1, 2) OBP: 0.388, SLG: 0.305 Jeff Parrett, R (7, 1) Jim Vatcher, R (8, PH) OBP: 0.400, SLG: 0.250 (8, 9)		4-0 E IBB		3-2 G3-1		3-2 F7		1-2 1B		2 0 0 0 1 0 1 0 0 0 0 0 0 0 1 0 1 0 0 0 0			
Terry Mulholland, R (1, 1) OBP: 0.222, SLG: 0.278 Don Carman, L (3, 1) Dave Hollins, S (6, 5) OBP: 0.300, SLG: 0.444		1-2 E1		1-2 G4-3		1-0 G4-3		2-1 F7		1 0 0 0 0 0 2 1 0 0 0 0 0 1 2 0 0 0 0 0 2			
Inning Stats	R: 0 H: 0 E: 0 LOB: 0 K: 2 BB: 0 S: 11 P: 18	R: 1 H: 2 E: 1 LOB: 3 K: 0 BB: 1 S: 15 P: 27	R: 0 H: 1 E: 0 LOB: 2 K: 0 BB: 1 S: 11 P: 19	R: 0 H: 1 E: 0 LOB: 1 K: 0 BB: 0 S: 9 P: 16	R: 0 H: 0 E: 0 LOB: 0 K: 0 BB: 0 S: 4 P: 10	R: 0 H: 0 E: 0 LOB: 0 K: 0 BB: 0 S: 5 P: 10	R: 0 H: 2 E: 0 LOB: 2 K: 0 BB: 0 S: 11 P: 18	R: 1 H: 3 E: 0 LOB: 2 K: 1 BB: 0 S: 12 P: 17	R: 0 H: 1 E: 0 LOB: 2 K: 1 BB: 1 S: 8 P: 18	1B: 8 SF: 0 2B: 2 SAC: 0 3B: 0 DP: 0 HR: 0 HBP: 0	WP: 0 PA: 40 PB: 0 SB: 0 CS: 0		
PITCHER	IP WLS BF H R ER SO BB IBB HBP BLK WP HR S P ERA WHIP											PITCHER	IP WLS BF H R ER SO BB IBB HBP BLK WP HR S P ERA WHIP
Jeff Pico, R (1, 1) ERA: 4.94	7.0 W 30 6 1 0 2 1 1 0 0 0 0 0 66 118 0.00 1.000												
Dean Wilkins, R (8, 1) ERA: 6.75	1.0 6 3 1 1 0 0 0 0 0 0 0 0 12 17 9.00 3.000												
Mitch Williams, L (9, 1) ERA: 2.25	1.0 4 1 0 0 1 1 0 0 0 0 0 0 8 18 0.00 2.000												

Philadelphia Phillies @ Chicago Cubs
Wrigley Field, Chicago, IL
Fri Jun 08 1990, 3:33 AM CDT
Att. 32,219 - Sunny - 75 F

livebaseballscorecards.com

AB	37
R	2
H	10
RBI	1
BB	3
SO	3
LOB	19



Batter	1	2	3	4	5	6	7	8	9
Jerome Walton, R OBP: 0.364, SLG: 0.339 (1, 8)	4-1 WP 23 1B BB	0-1 G4-3	1-2 HR 1-3 3-H 2B		4-1 FC5 BB 1-2 BB	4-2 BB 1B 1-2 2-3 BB		1-3 K 1	
23 Ryne Sandberg, R OBP: 0.381, SLG: 0.567 Curtis Wilkerson, S OBP: 0.267, SLG: 0.301 (1, 4) (4, 4)	0-1 WP E 1-3 1B		HR 1B		0-3 K 1	1-0 BB 1-2 2-H 3-H 1B		0-0 FC5-4 1B	
Shawon Dunston, R OBP: 0.327, SLG: 0.512 (1, 6)	2-0 E6 FC5-4 BB 2-H 3-H		G4-3 1B HR		4-2 BB 1-2 2-3 BB	4-2 BB 1-2 2-3 BB		0-0 FC5-4 HBP 1-2f	
Andre Dawson, R OBP: 0.381, SLG: 0.647 Doug Dascenzo, S OBP: 0.226, SLG: 0.306 (1, 9) (4, 9)	4-2 SAFE 1B FC5-4 1-2 BB		P4 F8		0-0 F9 2	0-0 G4-3 3		2-1 HBP 1-2	
Luis Salazar, R OBP: 0.280, SLG: 0.298 Lloyd McClendon, R OBP: 0.268, SLG: 0.256 (1, 7) (5, PH) (6, 7)	0-1 FC5-4 G4-6-3 1-2f 2-3		0-0 WP G4-3 1B 1-3 1B	1-1 F9	2-1 FC5 2-3f		2-2 P5 1	2-3 K 3	
Mark Grace, L OBP: 0.348, SLG: 0.359 (1, 3)	1-0 G4-6-3 1-2f		2-2 G4-3 1-2 3-H	0-0 G6-3		0-0 BB 1B 1B	4-1 HR BB		
Hector Villanueva, R OBP: 0.286, SLG: 0.714 (1, 2)		0-0 P2	2-2 1B 1B 2-H	2-2 1B		0-0 F8 1	0-0 HR		
Domingo Ramos, R OBP: 0.311, SLG: 0.317 (1, 5)		1-3 K	0-1 E 1B 1-2 1B	2-1 F8 3		4-2 BB 1B 1-2 BB	3-1 G6-4-3 1B		
Jeff Pico, R OBP: 0.500, SLG: 0.333 Dave Clark, L OBP: 0.257, SLG: 0.303 Dean Wilkins, R Mitch Williams, L (1, 1) (7, PH) (8, 1) (9, 1)		0-0 1B	0-1 E8 2B HR 1-3 2-H 1B		4-2 BB BB	0-0 F9 2	0-0 G6-4-3 3		

Inning Stats	R: 2 E: 1 K: 0 S: 13	H: 1 LOB: 1 BB: 2 P: 24	R: 0 E: 0 K: 1 S: 7	H: 1 LOB: 1 BB: 0 P: 8	R: 9 E: 1 K: 0 S: 21	H: 8 LOB: 0 BB: 1 P: 37	R: 0 E: 0 K: 0 S: 8	H: 1 LOB: 1 BB: 0 P: 13	R: 0 E: 0 K: 1 S: 12	H: 0 LOB: 3 BB: 3 P: 26	R: 2 E: 0 K: 0 S: 11	H: 2 LOB: 3 BB: 3 P: 24	R: 2 E: 0 K: 0 S: 10	H: 2 LOB: 0 BB: 1 P: 19	R: 0 E: 0 K: 2 S: 10	H: 1 LOB: 2 BB: 0 P: 15
--------------	-------------------------------	----------------------------------	------------------------------	---------------------------------	-------------------------------	----------------------------------	------------------------------	----------------------------------	-------------------------------	----------------------------------	-------------------------------	----------------------------------	-------------------------------	----------------------------------	-------------------------------	----------------------------------


PITCHER	IP	WLS	BF	H	R	ER	SO	BB	IBB	HBP	BLK	WP	HR	S	P	ERA	WHIP
Terry Mulholland, L ERA: 4.83	(1, 1)	2.2	L	19	9	9	1	2	0	0	0	2	1	37	57	30.38	4.125
Don Carman, L ERA: 3.97	(3, 1)	2.1		13	2	2	1	3	1	0	0	0	1	24	51	7.71	2.143
Darrel Akerfelds, R ERA: 2.77	(6, 1)	1.0		8	2	2	0	3	0	0	0	0	0	11	24	18.00	5.000
Jeff Parrett, R ERA: 5.9	(7, 1)	1.0		5	2	2	0	1	0	0	0	0	1	10	19	18.00	3.000
Roger McDowell, R ERA: 6.3	(8, 1)	1.0		5	1	0	0	2	0	0	0	0	0	10	15	0.00	1.000

BOTTOM

Philadelphia Phillies @ Chicago Cubs
Wrigley Field, Chicago, IL
Fri Jun 08 1990, 3:33 AM CDT
Att. 32,219 - Sunny - 75 F

AB	R	H	RBI	BB	SO	LOB
3	2	1	1	3	1	1
2	3	2	1	1	0	0
3	0	2	2	0	1	2
4	2	2	5	2	0	1
2	0	0	0	1	0	1
2	0	0	0	0	0	6
3	1	1	0	0	0	2
3	0	0	0	0	1	5
4	2	1	1	1	0	3
5	2	3	3	0	0	1
4	2	2	0	1	1	1
3	1	2	1	1	0	2
1	0	0	0	0	0	1
0	0	0	0	0	0	0
0	0	0	0	0	0	0

AB	39
R	15
H	16
RBI	14
BB	10
SO	4
LOB	26



WP	PA
2	50
PB: 0	
SB: 0	
CS: 0	

livebaseballscorecards.com

Batter	1	2	3	4	5	6	7	8	9	10	11	AB R H RBI BB SO LOB	TOP					
Lenny Dykstra, L OBP: 0.485, SLG: 0.533 (1, 8)	 3-3		 0-0					 4-0	 3-2		 0-1	4 0 1 1 2 1 1						
Tom Herr, S OBP: 0.338, SLG: 0.367 Sili Campusano, R OBP: 0.267, SLG: 0.214 (1, 4) (8, PR) (8, 7) (9, 9)	 2-1			 2-0			 2-0	 1-1	 3-2		 2-2	4 0 2 0 0 0 1 2 0 1 0 0 0 2						
Ron Jones, L OBP: 0.438, SLG: 0.667 Jim Vatcher, R OBP: 0.500, SLG: 0.400 Rod Booker, L OBP: 0.350, SLG: 0.400 (1, 7) (8, PH) (8, 4)	 1-3			 3-2				 0-0	 1-1		 4-1	3 1 2 0 0 1 1 1 0 1 0 0 0 0 1 0 0 0 1 0 3						
Ricky Jordan, R OBP: 0.307, SLG: 0.394 Roger McDowell, R (1, 3) (9, 1)	 0-1			 0-0			 1-0	 0-1	 0-1		 0-1	5 1 1 2 0 0 8 0 0 0 0 0 0 0 1 0 0 0 0 0 3 0 0 0 0 0 0 0						
John Kruk, L OBP: 0.349, SLG: 0.395 (1, 9) (9, 3)		 2-3		 0-1			 2-3	 4-0		 3-1		4 0 0 0 1 2 1						
Charlie Hayes, R OBP: 0.328, SLG: 0.372 (1, 5)		 0-2		 0-0			 3-2	 2-2		 2-3		5 0 1 0 0 1 4						
Dickie Thon, R OBP: 0.305, SLG: 0.307 (1, 6)		 0-3		 1-1			 0-0		 4-0	 0-0		4 1 0 0 1 1 1						
Darren Daulton, L OBP: 0.363, SLG: 0.301 (1, 2)			 3-1				 3-3		 0-0		 1-0	5 0 1 0 0 1 0						
Marvin Freeman, R Dave Hollins, S OBP: 0.290, SLG: 0.429 Darrel Akerfelds, R (1, 1) (7, PH) (7, 1)			 2-3				 0-3	 3-2		 0-3	 4-1	2 0 0 0 0 2 0 1 0 0 0 0 0 0 0 0 0 0 0 0 0 1 0 0 0 1 1 2						
Randy Ready, R OBP: 0.351, SLG: 0.354 (9, PH) (9, 7)											 4-1							
Inning Stats	R: 0 H: 1 E: 0 LOB: 1 K: 2 BB: 0 S: 11 P: 17	R: 0 H: 0 E: 0 LOB: 0 K: 2 BB: 0 S: 9 P: 11	R: 0 H: 0 E: 0 LOB: 0 K: 1 BB: 0 S: 6 P: 11	R: 2 H: 3 E: 0 LOB: 1 K: 0 BB: 0 S: 10 P: 16	R: 0 H: 0 E: 0 LOB: 1 K: 1 BB: 1 S: 6 P: 14	R: 0 H: 1 E: 0 LOB: 1 K: 1 BB: 0 S: 10 P: 16	R: 0 H: 0 E: 0 LOB: 0 K: 1 BB: 0 S: 7 P: 13	R: 0 H: 2 E: 0 LOB: 3 K: 0 BB: 2 S: 8 P: 19	R: 1 H: 2 E: 1 LOB: 3 K: 1 BB: 1 S: 16 P: 27	R: 0 H: 0 E: 0 LOB: 0 K: 1 BB: 0 S: 8 P: 13	R: 0 H: 1 E: 0 LOB: 3 K: 0 BB: 2 S: 10 P: 21	1B: 9 SF: 0 2B: 0 SAC: 0 3B: 0 DP: 1 HR: 1 HBP: 0	WP: 0 PA: 49 PB: 1 SB: 0 CS: 0					
PITCHER	IP WLS BF H R ER SO BB IBB HBP BLK WP HR S P ERA WHIP																	
Shawn Boskie, R ERA: 4.14 (1, 1)	7.0	28	5	2	2	8	2	0	0	0	0	0	0	1	59	102	2.57	1.000
Mitch Williams, L ERA: 2.25 (8, 1)	0.0	2	2	0	0	0	0	0	0	0	0	0	0	3	4	∞	∞	
Les Lancaster, R ERA: 4.01 (8, 1)	4.0	W	19	3	1	1	2	2	2	0	0	0	0	39	72	2.25	1.250	

Philadelphia Phillies @ Chicago Cubs
Wrigley Field, Chicago, IL
Sat Jun 09 1990, 3:33 AM CDT
Att: 33,266 - Sunny - 75 F

livebaseballscorecards.com

AB	43
R	3
H	10
RBI	3
BB	6
SO	10
LOB	27



Batter	1	2	3	4	5	6	7	8	9	10	11	AB R H RBI BB SO LOB	BOTTOM																	
Dwight Smith, L OBP: 0.355, SLG: 0.406 Jerome Walton, R OBP: 0.362, SLG: 0.337	1-0 F8	1-3 K		4-2 BB			3-1 F7			2-1 G5-3		3 0 0 0 1 1 0 1 0 0 0 0 0 0	Philadelphia Phillies @ Chicago Cubs Wrigley Field, Chicago, IL Sat Jun 09 1990, 3:33 AM CDT Att. 33,266 - Sunny - 75 F																	
23 Ryne Sandberg, R OBP: 0.381, SLG: 0.577	0-0 HR	2-2 G5-3		1-2 P6			1-0 CS 1B			0-0 F8		5 1 2 1 0 0 3																		
Shawon Dunston, R OBP: 0.324, SLG: 0.505	0-3 K		0-1 L7			0-3 K	1-0 CS	1-0 P4			0-1 1B	5 1 1 0 0 2 0																		
Andre Dawson, R OBP: 0.381, SLG: 0.639	1-1 1B 3B 1B		0-1 G4-3			0-1 G5-3		3-1 G5-3			4-2 1B BB	4 1 1 0 1 0 0																		
Mark Grace, L OBP: 0.349, SLG: 0.360	2-2 3B 1B		1-0 G1-3			0-1 G1-3		1-0 G1-6-3			3-1 1B	5 1 2 1 0 0 0																		
Marvell Wynne, L OBP: 0.200, SLG: 0.217	3-1 3B			1-1 G3		0-2 G3			1-3 K			4 0 1 2 0 1 0																		
Hector Villanueva, R OBP: 0.333, SLG: 0.696 Joe Girardi, R OBP: 0.305, SLG: 0.361	2-2 HBP		1-2 BB 1B			2-0 G5-3			0-0 G5-3			2 0 1 0 0 0 0 1 0 0 0 0 0 0																		
Domingo Ramos, R OBP: 0.309, SLG: 0.314	1-3 K		2-1 BB 1B			1-0 G4-3			1-0 L9			4 0 1 0 0 1 2																		
Shawn Boskie, R OBP: 0.286, SLG: 0.429 Mitch Williams, L Les Lancaster, R OBP: 0.167, SLG: 0.091		2-3 K		1-3 K			0-2 L3			1-3 K		3 0 0 0 0 2 2 0 0 0 0 0 0 0 1 0 0 0 0 1 0																		
Inning Stats	R: 3 E: 0 K: 2 S: 18	H: 4 LOB: 2 BB: 0 P: 28	R: 0 E: 0 K: 2 S: 9	H: 0 LOB: 0 BB: 0 P: 14	R: 0 E: 0 K: 0 S: 5	H: 0 LOB: 0 BB: 0 P: 6	R: 0 E: 0 K: 1 S: 17	H: 2 LOB: 3 BB: 1 P: 27	R: 0 E: 0 K: 1 S: 7	H: 0 LOB: 0 BB: 0 P: 7	R: 0 E: 0 K: 0 S: 5	H: 0 LOB: 0 BB: 0 P: 8		R: 0 E: 0 K: 0 S: 8	H: 1 LOB: 0 BB: 0 P: 12	R: 0 E: 0 K: 0 S: 4	H: 0 LOB: 0 BB: 0 P: 9	R: 0 E: 0 K: 1 S: 7	H: 0 LOB: 0 BB: 0 P: 9	R: 0 E: 0 K: 1 S: 6	H: 0 LOB: 0 BB: 0 P: 9	R: 1 E: 0 K: 0 S: 6	H: 2 LOB: 2 BB: 1 P: 13	1B: 7 2B: 0 3B: 1 HR: 1	SF: 0 SAC: 0 DP: 0 HBP: 1	WP: 0 PB: 0 SB: 1 CS: 1	PA: 42			
PITCHER	IP WLS BF H R ER SO BB IBB HBP BLK WP HR S P ERA WHIP															IP WLS BF H R ER SO BB IBB HBP BLK WP HR S P ERA WHIP														
Marvin Freeman, R ERA: 3.93	(1, 1) 6.0 26 6 3 3 6 1 0 1 0 0 0 1 61 90 4.50 1.167																													
Darrel Akerfelds, R ERA: 2.57	(7, 1) 2.0 6 1 0 0 0 0 0 0 0 0 0 0 12 21 0.00 0.500																													
Roger McDowell, R ERA: 5.91	(9, 1) 2.0 6 0 0 0 2 0 0 0 0 0 0 0 13 18 0.00 0.000																													
Jeff Parrett, R ERA: 6.13	(11, 1) 0.0 L 3 2 1 1 0 1 0 0 0 0 0 0 6 13 ∞ ∞																													

livebaseballscorecards.com

AB	38
R	4
H	9
RBI	4
BB	2
SO	8
LOB	7



Batter	1	2	3	4	5	6	7	8	9	AB R H RBI BB SO LOB	TOP											
Lenny Dykstra, L (1, 8) OBP: 0.483, SLG: 0.529	2-3 K	1-0 P5		0-0 FC4-6 2-H 1B		0-0 P6			3-1 1B	5 0 2 1 0 1 3												
Sil Campusano, R (1, 7) OBP: 0.286, SLG: 0.194	4-1 HR BB	4-1 BB		3-2 FC4-6 1-2f		1-0 FC6-4 1-2f			2-3 K	3 1 0 0 2 1 4												
Charlie Hayes, R (1, 4) OBP: 0.325, SLG: 0.383	1-0 HR	1-1 G6-3			2-1 F9				1-3 K	5 1 1 2 0 1 3												
Ricky Jordan, R (1, 3) OBP: 0.299, SLG: 0.383	1-1 G6-3		2-1 F7		0-2 F4				1-2 G4-6-3 1-2f	5 0 0 0 0 0 2												
Dickie Thon, R (1, 6) OBP: 0.308, SLG: 0.313	0-0 1B 2B		2-3 K		4-2 BB				2-2 G4-3	3 0 1 0 1 1 0												
Dave Hollins, S (1, 5) OBP: 0.286, SLG: 0.406	2-2 1B		0-0 L7		2-2 F5				0-0 G4-3	4 0 1 0 0 0 1												
Jim Vatcher, R (1, 9) OBP: 0.500, SLG: 0.444	2-3 K			0-0 SH1-4 1B 1B		3-1 1B 1B			2-2 G6-3	4 1 2 0 0 1 2												
Steve Lake, R (1, 2) OBP: 0.294, SLG: 0.277				0-1 F7		0-0 FC6-4 1B			0-1 1B	1 0 1 0 0 0 0												
Darren Daulton, L (3, 2) OBP: 0.368, SLG: 0.309										3 0 2 0 0 0 1												
Bruce Ruffin, S (1, 1) OBP: 0.217, SLG: 0.143										1 0 0 0 0 0 2												
Jeff Parrett, R (7, 1)										0 0 0 0 0 0 0												
Ron Jones, L (8, PH) OBP: 0.412, SLG: 0.625										1 0 0 0 0 1 1												
Darrel Akerfelds, R (8, 1)										0 0 0 0 0 0 0												
Inning Stats	R: 2 E: 0 K: 2 S: 18	H: 3 LOB: 2 BB: 1 P: 30	R: 0 E: 0 K: 0 S: 9	H: 1 LOB: 2 BB: 1 P: 17	R: 0 E: 0 K: 1 S: 6	H: 0 LOB: 0 BB: 0 P: 10	R: 1 E: 0 K: 0 S: 8	H: 2 LOB: 1 BB: 0 P: 11	R: 0 E: 0 K: 0 S: 14	H: 0 LOB: 1 BB: 1 P: 22	R: 0 E: 0 K: 0 S: 6	H: 2 LOB: 2 BB: 0 P: 10	R: 0 E: 1 K: 0 S: 9	H: 0 LOB: 0 BB: 0 P: 14	R: 0 E: 0 K: 1 S: 9	H: 1 LOB: 1 BB: 0 P: 13	R: 0 E: 0 K: 2 S: 13	H: 1 LOB: 1 BB: 0 P: 20	1B: 8 2B: 1 3B: 0 HR: 1	SF: 0 SAC: 2 DP: 1 HBP: 0	WP: 0 PB: 0 SB: 0 CS: 0	PA: 40
PITCHER	IP WLS BF H R ER SO BB IBB HBP BLK WP HR S P ERA WHIP																					
Steve Wilson, L (1, 1) ERA: 5.36	6.0 W 30 8 3 3 3 3 0 0 0 0 0 1 64 105 4.50 1.833																					
Les Lancaster, R (7, 1) ERA: 3.79	3.0 S 10 2 0 0 3 0 0 0 0 0 0 0 28 42 0.00 0.667																					

Philadelphia Phillies @ Chicago Cubs
Wrigley Field, Chicago, IL
Sun Jun 10 1990, 3:33 AM CDT
Att. 32,187 - Sunny

livebaseballscorecards.com

AB	35
R	3
H	10
RBI	3
BB	3
SO	6
LOB	19



Batter	1	2	3	4	5	6	7	8	9
Jerome Walton, R (1, 8) OBP: 0.355, SLG: 0.332	0-0 F9	3-2 G5-3		0-0 G4-3			0-0 SF8		
23 Ryne Sandberg, R (1, 4) OBP: 0.383, SLG: 0.580	0-3 K		3-2 G5-3 1B 2B		3-1 F8		3-H 2-1 PO 1B		
Shawon Dunston, R (1, 6) OBP: 0.323, SLG: 0.500	1-3 K		1-2 G5-3 2-3		0-2 P4		1-0 PO 1-2	0-1 1B	
Andre Dawson, R (1, 9) OBP: 0.384, SLG: 0.649		1-1 HR	4-0 1B 1B IBB		1-1 G5-3		1-1 F9	2-1 F9	
Luis Salazar, R (1, 5) OBP: 0.287, SLG: 0.314		1-1 1B 2B	0-0 1B 1-2 1B		1-1 G6-3		2-3 K		
Mark Grace, L (1, 3) OBP: 0.352, SLG: 0.362		0-1 HR 1B	1-0 G4-3 1-2 2-H 1B		1-0 F9		0-0 L3		
Lloyd McClendon, R (1, 7) OBP: 0.260, SLG: 0.247		0-2 G6-3	0-1 G4-3 1-2		1-2 P5				
Joe Girardi, R (1, 2) OBP: 0.312, SLG: 0.395		0-0 HR		0-0 G4-3			0-1 SH5-3 SF8 2B		
Steve Wilson, L (1, 1) OBP: 0.154, SLG: 0.154		1-3 K		1-3 K			0-0 SH5-3		
Les Lancaster, R (7, 1) OBP: 0.167, SLG: 0.091									
Doug Dasenczo, S (7, 7) OBP: 0.226, SLG: 0.306									


Inning Stats	R: 0	H: 0	E: 0	K: 2	S: 7	R: 4	H: 4	E: 0	K: 1	S: 17	R: 2	H: 3	E: 0	K: 0	S: 11	R: 0	H: 0	E: 0	K: 1	S: 5	R: 0	H: 0	E: 0	K: 0	S: 7	R: 0	H: 0	E: 0	K: 0	S: 6	R: 1	H: 2	E: 0	K: 0	S: 6	R: 0	H: 1	E: 0	K: 1	S: 8
	LOB: 0	BB: 0	P: 8	ER: 0	SO: 0	LOB: 0	BB: 0	P: 23	LOB: 1	BB: 1	LOB: 0	BB: 0	P: 11	LOB: 0	BB: 0	LOB: 0	BB: 0	P: 9	LOB: 0	BB: 0	LOB: 1	BB: 0	LOB: 0	BB: 0	P: 12	LOB: 0	BB: 0	LOB: 0	BB: 0	LOB: 0	BB: 0	LOB: 0	BB: 0	LOB: 0	BB: 0	LOB: 0	BB: 0	LOB: 0	BB: 0	LOB: 0

PITCHER	IP	WLS	BF	H	R	ER	SO	BB	IBB	HBP	BLK	WP	HR	S	P	ERA	WHIP
Bruce Ruffin, L (1, 1) ERA: 5.24	6.2	L	29	9	7	7	4	0	0	0	0	0	2	59	85	9.45	1.350
Jeff Parrett, R (7, 1) ERA: 6.08	0.1		0	0	0	0	0	0	0	0	0	0	0	0	1	0.00	0.000
Darrel Akerfelds, R (8, 1) ERA: 2.48	1.0		4	1	0	0	1	0	0	0	0	0	0	8	12	0.00	1.000

BOTTOM

Philadelphia Phillies @ Chicago Cubs
Wrigley Field, Chicago, IL
 Sun Jun 10 1990, 3:33 AM CDT
 Att. 32,187 - Sunny

AB	30
R	7
H	10
RBI	7
BB	1
SO	5
LOB	7



WP	HR	S	P	ERA	WHIP
0	0	0	0	0	0

Batter	1	2	3	4	5	6	7	8	9	AB R H RBI BB SO LOB	TOP		
Delino DeShields, L OBP: 0.397, SLG: 0.424 (1, 4) BB C B B	4-1 BB 2B BB		2-3 K			1-0 E BLK SF8 1B		4-0 1B BB		2 1 1 0 2 1 0	Montreal Expos @ Philadelphia Phillies Veterans Stadium, Philadelphia, PA Mon Jun 11 1990, 7:05 PM EDT Cloudy livebaseballscorecards.com		
Spike Owen, S OBP: 0.383, SLG: 0.410 (1, 6) SAFE C X	0-1 HR 1-2 2B		3-2 G5-3			SAFE SAFE 3-2 SF8 1-H		1-2 F9 2-3		3 1 1 1 0 0 2			
Mike Fitzgerald, R OBP: 0.352, SLG: 0.453 (1, 2) C X	0-1 HR 2-H				1-2 G5-3		4-0 BB	1-1 SAFE 1-2 3-H 1B		3 1 2 3 1 0 0			
Andres Galarraga, R OBP: 0.315, SLG: 0.392 (1, 3) C X	0-1 F8				1-1 G5-3		3-2 F9	2-3 K		4 0 0 0 0 1 3			
Tim Wallach, R OBP: 0.366, SLG: 0.579 (1, 5) B C C C B R	2-3 K				2-3 K		2-1 G4-3	2-1 G6-3		4 0 0 0 0 2 0			
Junior Noboa, R OBP: 0.274, SLG: 0.339 (1, 9) Larry Walker, L OBP: 0.331, SLG: 0.439 (7, 9)			2-1 F8		0-0 F8 1B		1-0 F8	0-0 HR		3 0 1 0 0 0 0 1 1 1 1 0 0 0			
Otis Nixon, S OBP: 0.321, SLG: 0.222 (1, 7) C X			0-1 G6-3		SAFE SAFE SAFE 3-2 F8 1-2		3-3 K	4-0 BB		3 0 0 0 1 1 1			
Dave Martinez, L OBP: 0.324, SLG: 0.458 (1, 8) B B B B X			2-0 G3		SAFE SAFE SAFE 3-3 K		1-1 F9 SH2-4 1B 1B	3-1 F8		4 1 1 0 0 1 1			
Kevin Gross, R OBP: 0.188, SLG: 0.355 (1, 1) C F F F C X			2-2 P8			2-3 K		SAFE SAFE 0-0 SH2-4 1-2	0-1 P9	3 0 0 0 0 1 1			
Inning Stats	R: 2 E: 0 K: 1 S: 10 H: 2 LOB: 0 BB: 1 P: 16	R: 0 E: 0 K: 0 S: 5 H: 0 LOB: 0 BB: 0 P: 9	R: 0 E: 0 K: 1 S: 12 H: 0 LOB: 0 BB: 0 P: 19	R: 0 E: 0 K: 1 S: 8 H: 0 LOB: 0 BB: 0 P: 12	R: 0 E: 0 K: 1 S: 7 H: 1 LOB: 0 BB: 0 P: 13	R: 1 E: 1 K: 1 S: 11 H: 1 LOB: 1 BB: 1 P: 24	R: 0 E: 0 K: 1 S: 6 H: 0 LOB: 0 BB: 0 P: 12	R: 1 E: 0 K: 1 S: 13 H: 2 LOB: 2 BB: 1 P: 22	R: 1 E: 0 K: 0 S: 7 H: 1 LOB: 1 BB: 1 P: 16	1B: 4 2B: 1 3B: 0 HR: 2 SF: 1 SAC: 1 DP: 0 HBP: 0		WP: 0 PB: 0 SB: 0 CS: 0 PA: 36	
PITCHER	IP WLS BF H R ER SO BB IBB HBP BLK WP HR S P ERA WHIP											PITCHER	IP WLS BF H R ER SO BB IBB HBP BLK WP HR S P ERA WHIP
Dennis Cook, L ERA: 3.51 (1, 1)	7.2 L 30 6 4 3 6 3 0 0 0 1 0 1 69 122 3.52 1.174												
Darrel Akerfelds, R ERA: 2.73 (8, 1)	0.2 4 1 1 1 1 1 0 0 0 0 0 1 6 14 13.50 3.000												
Don Carman, L ERA: 3.89 (9, 1)	0.2 2 0 0 0 0 0 0 0 0 0 0 0 4 7 0.00 0.000												

Batter	1	2	3	4	5	6	7	8	9	AB	R	H	RBI	BB	SO	LOB
Lenny Dykstra, L OBP: 0.479, SLG: 0.522 (1, 8)	1-3 K		4-2 1B BB		1-1 L7			1-0 G3		3	0	0	0	1	1	0
Tom Herr, S OBP: 0.341, SLG: 0.370 (1, 4)	3-2 S 1B		0-1 BB 1-3 1B			1-2 G5-3		0-1 L5		4	0	2	0	0	0	0
Ron Jones, L OBP: 0.429, SLG: 0.556 (1, 9)	3-3 K 1-2		4-2 F B 1-2 BB			3-3 K			4-1 BB	2	0	0	0	2	2	1
Ricky Jordan, R OBP: 0.294, SLG: 0.375 (1, 3)	1-1 P5		0-3 K			1-1 G6-3			2-3 K	4	0	0	0	0	2	5
Charlie Hayes, R OBP: 0.324, SLG: 0.381 (1, 5)		1-0 F9		2-0 F8			2-0 G4-6-3 1B		1-1 FC4-9-6 BB	4	0	1	0	0	0	1
Darren Daulton, L OBP: 0.371, SLG: 0.310 (1, 2)		2-3 K		2-3 K			2-0 G4-6-3 1B		4-0 BB	3	0	1	0	1	2	0
Jim Vatcher, R OBP: 0.417, SLG: 0.364 John Kruk, L OBP: 0.346, SLG: 0.391 (7, PH) (8, 7)		3-2 G3		3-1 G1-3			1-2 G4-6-3 1B		0-1 F9	2	0	0	0	0	0	0
Rod Booker, L OBP: 0.326, SLG: 0.368 Darrel Akerfelds, R OBP: 0.429, SLG: 0.429 (8, 1) (9, 1)			1-0 F8		0-0 P7		3-3 K			3	0	0	0	0	1	1
Dennis Cook, L OBP: 0.280, SLG: 0.400 Dickie Thon, R OBP: 0.307, SLG: 0.311 (1, 1) (8, 6)			0-2 G4-3		0-1 F7			1-3 K		2	0	0	0	0	0	0

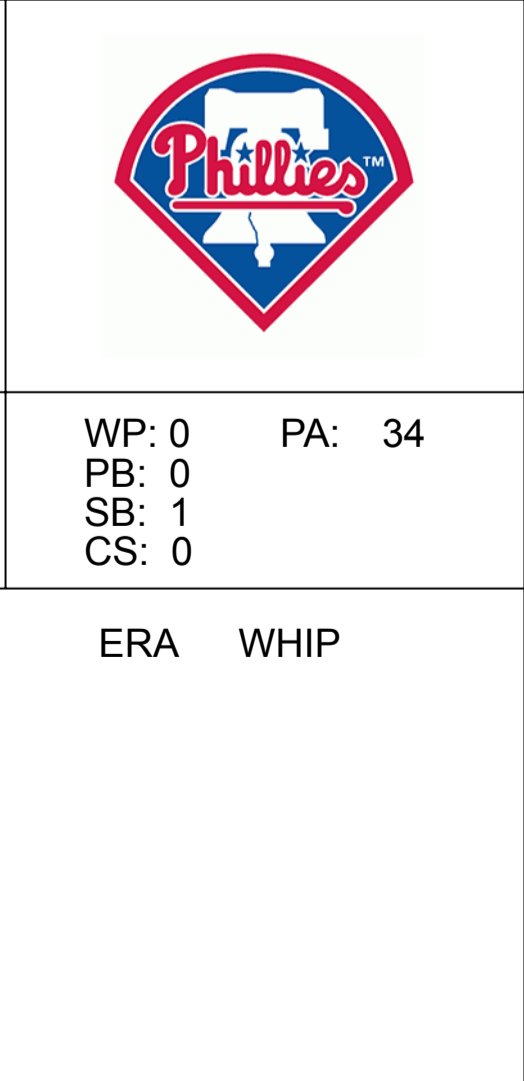
Inning Stats	R: 0 E: 0 K: 2 S: 15	H: 1 LOB: 1 BB: 0 P: 23	R: 0 E: 0 K: 1 S: 8	H: 0 LOB: 0 BB: 0 P: 14	R: 0 E: 0 K: 1 S: 16	H: 1 LOB: 3 BB: 2 P: 25	R: 0 E: 0 K: 1 S: 7	H: 0 LOB: 0 BB: 0 P: 14	R: 0 E: 0 K: 0 S: 5	H: 0 LOB: 0 BB: 0 P: 6	R: 0 E: 0 K: 1 S: 8	H: 0 LOB: 0 BB: 0 P: 13	R: 0 E: 0 K: 1 S: 8	H: 2 LOB: 1 BB: 0 P: 16	R: 0 E: 0 K: 1 S: 6	H: 0 LOB: 0 BB: 0 P: 8	R: 0 E: 0 K: 1 S: 8	H: 0 LOB: 2 BB: 2 P: 19	1B: 4 2B: 0 3B: 0 HR: 0	SF: 0 SAC: 0 DP: 1 HBP: 0	WP: 0 PB: 0 SB: 1 CS: 0	PA: 34													
PITCHER Kevin Gross, R ERA: 3.4 (1, 1)	IP 9.0	WLS W	BF 34	H 4	R 0	ER 0	SO 9	BB 4	IBB 0	HBP 0	BLK 0	WP 0	HR 0	S 81	P 138	ERA 0.00	WHIP 0.889																		
																		PITCHER	IP	WLS	BF	H	R	ER	SO	BB	IBB	HBP	BLK	WP	HR	S	P	ERA	WHIP

BOTTOM

Montreal Expos @ Philadelphia Phillies
Veterans Stadium, Philadelphia, PA

Mon Jun 11 1990, 7:05 PM EDT
Cloudy

AB	30
R	0
H	4
RBI	0
BB	4
SO	9
LOB	12



Batter	1	2	3	4	5	6	7	8	9	AB R H RBI BB SO LOB	TOP															
Delino DeShields, L (1, 4) OBP: 0.397, SLG: 0.424	0-0 S G5-3 2B 1B		0-0 1B 1B		0-3 K		0-0 P5		0-0 G6-3	5 2 2 0 0 1 0	Montreal Expos @ Philadelphia Phillies Veterans Stadium, Philadelphia, PA Mon Jun 11 1990, 7:05 PM EDT Att: 22,700 - Unknown															
Spike Owen, S (1, 6) OBP: 0.378, SLG: 0.404	0-0 G5-3 1-2		0-0 G5-3 1B 1B		0-3 K CS		0-0 F8		0-3 K	5 0 1 0 0 2 1																
Mike Fitzgerald, R (1, 7) OBP: 0.354, SLG: 0.445	0-3 K 2-3		0-0 G5-3 1B 1-2 3-H		4-0 WP BB 1-2		0-3 K		0-0 F9	4 0 1 1 1 2 1																
Andres Galarraga, R (1, 3) OBP: 0.318, SLG: 0.399 Otis Nixon, S (8, PR) OBP: 0.321, SLG: 0.222	0-0 G5-3 2B 3-H		0-0 G5-3 1-2 2-3f		0-0 G3 1-2				0-0 E WP 1B	4 0 2 1 0 0 3 0 1 0 0 0 0 0																
Tim Wallach, R (1, 5) OBP: 0.372, SLG: 0.577	4-0 FC6 IBB		4-0 FC6-4 IBB				0-0 G5-3		1-0 WP HBP 1-3	1 0 0 0 2 0 0																
Junior Noboa, R (1, 9) OBP: 0.277, SLG: 0.328 Mike Aldrete, L (8, PH) OBP: 0.473, SLG: 0.282	0-0 FC6 1-2f		0-0 FC6-4 1-2f				4-0 S BB		4-0 BB 3-H BB 1-2	2 0 0 0 1 0 4 0 0 0 0 1 0 0																
Nelson Santovenia, R (1, 2) OBP: 0.234, SLG: 0.278					0-0 G5-3		0-0 L8		0-3 K	4 0 0 0 0 1 3																
Dave Martinez, L (1, 8) OBP: 0.321, SLG: 0.444					0-0 P3		4-0 BB 1-2		0-0 P5	3 0 0 0 1 0 2																
Chris Nabholz, L (1, 1) OBP: 0.267, SLG: 0.333 Wallace Johnson, S (8, PH) Dale Mohorcic, R (6, 1) Drew Hall, L (6, 1) Larry Walker, L (8, PH) Dave Schmidt, R (8, 1)					0-3 K		0-3 K		0-3 K	2 0 0 0 0 2 0 1 0 0 0 0 1 2 0 0 0 0 0 0 0 0 0 0 0 0 0 0 1 0 0 0 0 1 2 0 0 0 0 0 0 0																
Inning Stats	R: 1 E: 0 K: 1 S: 7	H: 2 LOB: 2 BB: 1 P: 11	R: 0 E: 0 K: 1 S: 5	H: 0 LOB: 0 BB: 0 P: 5	R: 1 E: 0 K: 0 S: 5	H: 3 LOB: 2 BB: 1 P: 9	R: 0 E: 0 K: 1 S: 5	H: 0 LOB: 0 BB: 0 P: 5	R: 0 E: 0 K: 2 S: 7	H: 0 LOB: 1 BB: 1 P: 11		R: 0 E: 0 K: 1 S: 5	H: 0 LOB: 2 BB: 2 P: 13	R: 0 E: 0 K: 1 S: 5	H: 0 LOB: 0 BB: 0 P: 5	R: 1 E: 1 K: 2 S: 8	H: 1 LOB: 2 BB: 1 P: 13	R: 0 E: 0 K: 1 S: 5	H: 0 LOB: 0 BB: 0 P: 5	1B: 5 2B: 1 3B: 0 HR: 0	SF: 0 SAC: 0 DP: 1 HBP: 1	WP: 3 PB: 0 SB: 2 CS: 1	PA: 39			
PITCHER	IP WLS BF H R ER SO BB IBB HBP BLK WP HR S P ERA WHIP																									
Pat Combs, L (1, 1) ERA: 4.2	6.0		5	2	2	6	3	2	0	0	2	0	34	54	3.00	1.333										
Jeff Parrett, R (7, 1) ERA: 5.88	1.1	L	7	1	1	0	2	1	0	1	0	9	14	0.00	1.500											
Don Carman, L (8, 1) ERA: 3.72	1.2		5	0	0	0	2	0	0	0	0	9	9	0.00	0.000											

AB	32
R	3
H	6
RBI	2
BB	6
SO	10
LOB	18



livebaseballscorecards.com

BOTTOM

Montreal Expos @ Philadelphia Phillies
Veterans Stadium, Philadelphia, PA
 Mon Jun 11 1990, 7:05 PM EDT
 Att. 22,700 - Unknown

livebaseballscorecards.com

AB	31
R	2
H	5
RBI	1
BB	5
SO	7
LOB	13



WP: 0	PA: 37
PB: 0	
SB: 1	
CS: 0	

Batter	1	2	3	4	5	6	7	8	9	AB	R	H	RBI	BB	SO	LOB
Lenny Dykstra, L (1, 8) OBP: 0.469, SLG: 0.509	0-3 K		0-0 L9		0-0 F7		0-0 G4-3		0-0 P6	5	0	0	0	0	1	3
Tom Herr, S (1, 4) OBP: 0.340, SLG: 0.364	0-0 G6-3		0-3 K		4-0 1B BB		0-0 G6-3			3	0	0	0	1	1	2
Charlie Hayes, R (1, 5) OBP: 0.322, SLG: 0.378	0-0 G5-3				0-3 K		0-0 1B			4	0	1	0	0	2	0
Ricky Jordan, R (1, 3) OBP: 0.296, SLG: 0.382		0-3 K		0-0 1B	0-3 K			0-0 P6		2	1	1	0	0	1	0
Dave Hollins, S (5, 5) OBP: 0.270, SLG: 0.382										2	0	0	0	0	1	2
Dickie Thon, R (1, 6) OBP: 0.306, SLG: 0.310		0-0 F8		0-0 G5-3 1B BLK		0-0 F7		0-0 L6		4	1	1	1	0	0	0
Jim Vatcher, R (1, 9) OBP: 0.375, SLG: 0.333		0-0 G4-3		0-0 BLK G5-3 1B		0-0 P6		0-0 G5-3		4	0	1	0	0	0	0
Sil Campusano, R (1, 7) OBP: 0.289, SLG: 0.182			0-0 L7		0-0 G5-3		4-0 S BB		4-0 SH1-4 BB	2	0	0	0	1	0	2
Rod Booker, L (9, PH) OBP: 0.341, SLG: 0.368					1-2 2-3					0	0	0	0	1	0	0
Darren Daulton, L (1, 2) OBP: 0.376, SLG: 0.313			0-0 BB 1B		0-0 G3		4-0 1-2 IBB		0-0 SH1-4	2	0	1	0	1	0	1
Pat Combs, L (1, 1) OBP: 0.289, SLG: 0.263			4-0 BB			0-0 G3		0-0 P4		1	0	0	0	0	1	0
John Kruk, L (6, PH) OBP: 0.346, SLG: 0.391										0	0	0	0	0	0	0
Randy Riggby, R (6, PH) OBP: 0.347, SLG: 0.348										1	0	0	0	0	0	2
Jeff Parrett, R (7, 1) OBP: 0.347, SLG: 0.348										0	0	0	0	0	0	0
Don Carman, L (8, 1) OBP: 0.429, SLG: 0.429										0	0	0	0	0	0	0
Ron Jones, L (9, PH) OBP: 0.409, SLG: 0.526			1-2 BB							1	0	0	0	0	1	1

Inning Stats	R: 0	H: 0	E: 0	K: 1	S: 5	H: 0	LOB: 0	BB: 0	P: 5	R: 0	H: 1	E: 0	K: 1	S: 6	H: 3	LOB: 1	BB: 0	P: 8	R: 0	H: 1	E: 0	K: 1	S: 6	H: 0	LOB: 2	BB: 2	P: 11	R: 0	H: 0	E: 0	K: 0	S: 3	R: 0	H: 0	E: 0	K: 1	S: 5	R: 0	H: 0	E: 0	K: 0	S: 3	R: 0	H: 0	E: 0	K: 1	S: 5	R: 0	H: 0	E: 0	K: 1	S: 5	R: 0	H: 0	E: 0	K: 1	S: 5	1B: 4	2B: 1	3B: 0	HR: 0	SF: 0	SAC: 1	DP: 0	HBP: 0	WP: 0	PA: 37
PITCHER	IP	WLS	BF	H	R	ER	SO	BB	IBB	HBP	BLK	WP	HR	S	P	ERA	WHIP																																																		
Chris Nabholz, L (1, 1) ERA: 3.6	5.0		22	5	2	2	5	2	0	0	1	0	0	30	38	3.60	1.400																																																		
Dale Mohorcic, R (6, 1) ERA: 4.5	0.2		4	0	0	0	0	1	1	0	0	0	0	2	10	0.00	1.500																																																		
Drew Hall, L (6, 1) ERA: 3.29	1.1	W	4	0	0	0	1	0	0	0	0	0	0	6	6	0.00	0.000																																																		
Dave Schmidt, R (8, 1) ERA: 3.2	2.0	S	7	0	0	0	1	1	0	0	0	0	0	8	12	0.00	0.500																																																		

Batter	1	2	3	4	5	6	7	8	9	AB R H RBI BB SO LOB	TOP																						
Delino DeShields, L (1, 4) OBP: 0.398, SLG: 0.432	2-1 G6-3		2-1 L1		4-1 BB		3-2 1-H 3B			3 0 1 1 1 0 0	Montreal Expos @ Philadelphia Phillies Veterans Stadium, Philadelphia, PA Tue Jun 12 1990, 7:05 PM EDT Att. 19,169 - Unknown - 74 F																						
Dave Martinez, L (1, 8) OBP: 0.318, SLG: 0.437	3-2 1B G6-3 1B		1-0 G4-3		0-1 F8		2-0 P7			4 1 1 0 0 0 3																							
Wallace Johnson, S (1, 3) OBP: 0.294, SLG: 0.333	2-1 SAFE 1-3 G6-3 1B		1-0 G1-4-3		1-2 G4-3		4-1 BB			3 0 1 0 1 0 0																							
Mike Aldrete, L (1, 7) OBP: 0.475, SLG: 0.302	3-1 G6-3 1-2 3-H		2-2 CS 1B		2-1 1B		1-1 SAFE F7			4 0 2 1 0 0 2																							
Tim Wallach, R (1, 5) OBP: 0.366, SLG: 0.566	1-0 G5-3		1-3 K 1-2		1-0 SAFE SAFE P3		1-3 K			4 0 0 0 0 2 4																							
Larry Walker, L (1, 9) OBP: 0.320, SLG: 0.423		0-0 G4-3	2-2 G4-3		0-2 G6-3		0-1 P4			4 0 0 0 0 0 2																							
Nelson Santovenia, R (1, 2) OBP: 0.243, SLG: 0.280		4-1 FC6-4 BB	0-1 SH2-3 1B		1-1 G6-3		0-2 F7			3 0 1 0 1 0 0																							
Tom Foley, L (1, 6) OBP: 0.207, SLG: 0.185		0-2 F7	0-0 F8		2-3 K		0-0 G4-3			4 0 0 0 0 1 2																							
Zane Smith, L (1, 1) OBP: 0.238, SLG: 0.381 Otis Nixon, S (7, PH) OBP: 0.333, SLG: 0.239 John Costello, R (7, 1) Tim Raines, S (9, PH) OBP: 0.394, SLG: 0.362		0-0 FC6-4 1-2f	0-2 SH2-3		2-0 S 3B 1B		1-1 G4-3			1 0 0 0 0 0 1 1 1 1 0 0 0 0 0 0 0 0 0 0 0 1 0 0 0 0 0 0																							
Inning Stats	R: 1 E: 0 K: 0 S: 10	H: 2 LOB: 1 BB: 0 P: 21	R: 0 E: 0 K: 0 S: 6	H: 0 LOB: 1 BB: 1 P: 10	R: 0 E: 0 K: 1 S: 4	H: 1 LOB: 0 BB: 0 P: 8	R: 0 E: 0 K: 1 S: 10	H: 1 LOB: 0 BB: 0 P: 15	R: 0 E: 0 K: 0 S: 9	H: 1 LOB: 2 BB: 1 P: 13	R: 0 E: 0 K: 0 S: 9	H: 1 LOB: 1 BB: 0 P: 12	R: 1 E: 0 K: 1 S: 11	H: 2 LOB: 1 BB: 0 P: 21	R: 0 E: 0 K: 1 S: 8	H: 0 LOB: 1 BB: 1 P: 14	R: 0 E: 0 K: 0 S: 6	H: 0 LOB: 0 BB: 0 P: 7	1B: 6 2B: 0 3B: 1 HR: 0	SF: 0 SAC: 1 DP: 0 HBP: 0	WP: 0 PB: 0 SB: 1 CS: 1	PA: 36											
PITCHER Ken Howell, R (1, 1) ERA: 3.38 Roger McDowell, R (9, 1) ERA: 5.73	IP 8.0	WLS W	BF 33	H 7	R 2	ER 2	SO 3	BB 3	IBB 0	HBP 0	BLK 0	WP 0	HR 0	S 67	P 114	ERA 2.25	WHIP 1.250																
											PITCHER	IP	WLS	BF	H	R	ER	SO	BB	IBB	HBP	BLK	WP	HR	S	P	ERA	WHIP					

livebaseballscorecards.com

AB	32
R	2
H	7
RBI	2
BB	3
SO	3
LOB	14



Batter	1	2	3	4	5	6	7	8	9
Sil Campusano, R OBP: 0.310, SLG: 0.278 (1, 8)	1-0 G4-6-3 HBP		2-1 P9		2-2 HR		1-3 K		
Tom Herr, S OBP: 0.338, SLG: 0.377 (1, 4)	0-2 G4-6-3 1-2f		2-0 F8		1-1 G3		1-0 HR		
Ron Jones, L OBP: 0.385, SLG: 0.455 (1, 9)	1-1 G4-3		4-1 BB		3-1 P2		1-1 F8		
Charlie Hayes, R OBP: 0.321, SLG: 0.376 (1, 3)		0-1 HR 1B	2-3 K		0-1 P3		0-0 L9		
Dickie Thon, R OBP: 0.305, SLG: 0.309 (1, 6)		1-1 E5 HR		1-0 F8		1-0 FC4-6 1B		1-0 F8	
Dave Hollins, S OBP: 0.293, SLG: 0.459 (1, 5)		3-2 HR		1-2 G6-3		1 SAFE 0-1 P4		4-2 BB	
Jim Vatcher, R OBP: 0.300, SLG: 0.263 (1, 7)		0-0 L5		3-2 G5-3		1 SAFE 0-0 FC4-6 1-2f		2-2 G4-3	
Darren Daulton, L OBP: 0.381, SLG: 0.327 (1, 2)		1-2 G4-3			1-0 HR 2B		0-0 FC2-6 1B		
Ken Howell, R OBP: 0.125, SLG: 0.130 Roger McDowell, R (9, 1)		2-1 G4-3			1-3 K		0-1 FC2-6 BLK S HR		

Inning Stats	R: 0 E: 0 K: 5 S: 5	H: 0 LOB: 0 BB: 0 P: 7	R: 3 E: 1 K: 0 S: 14	H: 2 LOB: 0 BB: 0 P: 21	R: 0 E: 0 K: 1 S: 7	H: 0 LOB: 1 BB: 1 P: 17	R: 0 E: 0 K: 0 S: 7	H: 0 LOB: 0 BB: 0 P: 12	R: 2 E: 0 K: 1 S: 13	H: 2 LOB: 0 BB: 0 P: 21	R: 0 E: 0 K: 0 S: 6	H: 1 LOB: 1 BB: 0 P: 7	R: 2 E: 0 K: 1 S: 9	H: 2 LOB: 0 BB: 0 P: 12	R: 0 E: 0 K: 0 S: 9	H: 0 LOB: 1 BB: 1 P: 16
--------------	------------------------------	---------------------------------	-------------------------------	----------------------------------	------------------------------	----------------------------------	------------------------------	----------------------------------	-------------------------------	----------------------------------	------------------------------	---------------------------------	------------------------------	----------------------------------	------------------------------	----------------------------------

PITCHER	IP	WLS	BF	H	R	ER	SO	BB	IBB	HBP	BLK	WP	HR	S	P	ERA	WHIP
Zane Smith, L ERA: 3.31 (1, 1)	6.0	L	25	5	5	4	2	1	0	1	0	0	2	52	85	6.00	1.000
John Costello, R ERA: 8.22 (7, 1)	2.0		9	2	2	2	1	1	0	0	1	0	1	18	28	9.00	1.500

BOTTOM

Montreal Expos @ Philadelphia Phillies
Veterans Stadium, Philadelphia, PA
Tue Jun 12 1990, 7:05 PM EDT
Att: 19,169 - Unknown - 74 F

livebaseballscorecards.com

AB	31
R	7
H	7
RBI	7
BB	2
SO	3
LOB	9



1B: 3	SF: 0	WP: 0	PA: 34
2B: 1	SAC: 0	PB: 0	
3B: 0	DP: 1	SB: 1	
HR: 3	HBP: 1	CS: 0	

PITCHER	IP	WLS	BF	H	R	ER	SO	BB	IBB	HBP	BLK	WP	HR	S	P	ERA	WHIP
---------	----	-----	----	---	---	----	----	----	-----	-----	-----	----	----	---	---	-----	------

Batter	1	2	3	4	5	6	7	8	9	10	AB R H RBI BB SO LOB	TOP																														
Delino DeShields, L OBP: 0.394, SLG: 0.424 (1, 4) B B B	4-0 G1-6-3 BB		X 0-0 E4 CS		X 0-0 L6 2-3		X 0-0 P6		X 0-0 F7		4 0 0 0 1 0 5																															
Dave Martinez, L OBP: 0.330, SLG: 0.439 (1, 8) X	0-0 G1-6-3 1-2f		X 0-0 1B			X 0-0 FC4-6 1B	X 0-0 P5		4-0 IBB		4 0 2 0 1 0 2																															
Tim Raines, S OBP: 0.389, SLG: 0.356 Junior Noboa, R OBP: 0.269, SLG: 0.317 (8, PH) (8, 7) Dave Schmidt, R (9, 1) Drew Hall, L (10, 1)	0-0 L7		X 0-0 L8			X 0-0 FC4-6 1B		0-0 G4-3	0-3 K		3 1 0 0 0 0 2 2 0 0 0 0 1 2 0 0 0 0 0 0 0 0 0 0 0 0 0 0																															
Mike Aldrete, L OBP: 0.469, SLG: 0.298 (1, 3)		B B B B 4-0 G5-3 BB		S S S S 0-3 K		S S S S 0-3 K 1-2		X 0-0 F8		X 0-0 2B SF9 1B	4 1 1 0 1 2 1																															
Tim Wallach, R OBP: 0.371, SLG: 0.570 (1, 5)	0-0 G5-3 1-2		B B B B 0-0 G3-6-3 BB		B B B B 4-0 G3-6-3 BB 1B	X 0-0 1B 2-H		X 0-0 F9		X 0-0 SF9 1-3 2B	4 0 2 1 1 0 1																															
Larry Walker, L OBP: 0.335, SLG: 0.429 (1, 9)	4-0 BB		B B B B 0-0 G3-6-3		X 0-0 1B 1-2f	X 0-0 1B			X 0-0 1B FC3-2-5-1 1B	4-0 IBB	3 0 2 0 2 0 1																															
Mike Fitzgerald, R OBP: 0.358, SLG: 0.442 Otis Nixon, S OBP: 0.328, SLG: 0.234 (9, PR) (9, 7)	0-0 L7		X 0-0 L7		B B B B 4-0 SH3-4 BB BB	S S S S 0-3 K		X 0-0 FC3-2-5-1 1-3 1B 1B	X 0-0 F7		3 0 1 0 1 1 4 1 1 0 0 0 0 3																															
Spike Owen, S OBP: 0.374, SLG: 0.397 (1, 6)	0-0 F7		X 0-0 F7		B B B B 4-0 L6 SH3-4 BB 1-2		S S S S 0-3 K		X 0-0 FC3-2-5-1 1-3 1B 1B	X 0-0 SF9	3 1 0 1 1 1 4																															
Dennis Martinez, R OBP: 0.172, SLG: 0.207 Wallace Johnson, S OBP: 0.314, SLG: 0.333 Bill Sampen, R (7, 1) Tom Foley, L OBP: 0.233, SLG: 0.214 Nelson Santovenia, R OBP: 0.241, SLG: 0.277 (9, 2)	0-0 G3-1		X 0-0 G3-1		X 0-0 SH3-4 1-2 2-3		B B B B 4-0 BB		X 0-0 2-H 3-H 1B	X 0-0 G1-3	1 0 0 0 0 0 0 0 0 0 0 1 0 0 0 0 0 0 0 0 0 1 0 1 2 0 0 0 1 0 0 0 0 0 2																															
Inning Stats	R: 0 E: 0 K: 0 S: 2	H: 0 LOB: 0 BB: 1 P: 6	R: 0 E: 0 K: 0 S: 3	H: 0 LOB: 2 BB: 2 P: 11	R: 0 E: 1 K: 0 S: 4	H: 1 LOB: 1 BB: 0 P: 4	R: 0 E: 0 K: 1 S: 4	H: 0 LOB: 0 BB: 1 P: 8	R: 0 E: 0 K: 0 S: 2	H: 0 LOB: 1 BB: 2 P: 10	R: 1 E: 0 K: 2 S: 10	H: 3 LOB: 2 BB: 0 P: 10	R: 0 E: 0 K: 1 S: 5	H: 0 LOB: 1 BB: 1 P: 9	R: 0 E: 0 K: 0 S: 3	H: 0 LOB: 0 BB: 0 P: 3	R: 2 E: 0 K: 1 S: 8	H: 3 LOB: 2 BB: 1 P: 12	R: 1 E: 0 K: 0 S: 5	H: 2 LOB: 2 BB: 1 P: 9	1B: 8 2B: 2 3B: 0 HR: 0	SF: 1 SAC: 1 DP: 3 HBP: 0	WP: 0 PB: 0 SB: 2 CS: 1	PA: 45																		
PITCHER	IP WLS BF H R ER SO BB IBB HBP BLK WP HR S P ERA WHIP																									PITCHER	IP WLS BF H R ER SO BB IBB HBP BLK WP HR S P ERA WHIP															
Jose De Jesus, R ERA: 1.5 (1, 1)	6.0	25	4	1	1	3	6	0	0	0	0	0	0	0	25	49	1.50	1.667																								
Don Carman, L ERA: 3.52 (7, 1)	2.0	7	0	0	0	1	1	0	0	0	0	0	0	8	12	0.00	0.500																									
Roger McDowell, R ERA: 6.35 (9, 1)	1.0	L 9	5	3	3	1	0	1	0	0	0	0	0	10	14	27.00	5.000																									
Darrel Akerfelds, R ERA: 2.64 (10, 1)	1.0	4	0	0	0	0	0	1	0	0	0	0	0	3	7	0.00	0.000																									

Montreal Expos @ Philadelphia Phillies
 Veterans Stadium, Philadelphia, PA
 Wed Jun 13 1990, 7:05 PM EDT
 Att. 18,655 - Unknown

livebaseballscorecards.com

AB 34
R 4
H 9
RBI 4
BB 9
SO 5
LOB 27



Batter	1	2	3	4	5	6	7	8	9	10	AB R H RBI BB SO LOB	TOP													
Jerome Walton, R (1, 8) OBP: 0.363, SLG: 0.330	4-1 G6-4-3 BB	0-0 5-3		1-0 23 1B		0-0 F8		1-3 K			4 0 1 1 1 1 3	Chicago Cubs @ Philadelphia Phillies Veterans Stadium, Philadelphia, PA Fri Jun 15 1990, 7:05 PM EDT Overcast - 80 F													
23 Ryne Sandberg, R (1, 4) OBP: 0.398, SLG: 0.622	3-1 SAFE G6-4-3 1-2f		1-1 1B	3-2 3-H 1B		1-3 K		2-1 F8			5 0 2 0 0 1 1														
Shawon Dunston, R (1, 6) OBP: 0.317, SLG: 0.500	0-0 2B 1B		0-0 L6		1-3 K	1-2 F9		0-0 F8			5 0 1 0 0 1 1														
Andre Dawson, R (1, 9) OBP: 0.394, SLG: 0.668 Doug Dascenzo, S (5, 9) OBP: 0.271, SLG: 0.340	2-2 1-3 2B		1-1 F7		0-0 HR 2B		0-3 K	4-1 WP BB			3 1 2 0 0 0 1 1 0 0 0 1 1 0														
Luis Salazar, R (1, 7) OBP: 0.317, SLG: 0.368 Marvell Wynne, L (7, 7) OBP: 0.221, SLG: 0.282	2-1 G6-3		1-1 SAFE F8		1-1 HR 1B		2-2 E6 G5-4-3	1-2 G1-3			4 1 1 0 0 0 3 1 0 0 0 0 0 1														
Hector Villanueva, R (1, 3) OBP: 0.367, SLG: 0.821 Mark Grace, L (7, 3) OBP: 0.346, SLG: 0.364		0-0 6-3		1-0 SF9 3B	1-1 HR		0-1 G5-4-3 1-2f		3-2 L9		4 2 2 3 0 0 1 1 0 0 0 0 0 0														
Domingo Ramos, R (1, 5) OBP: 0.324, SLG: 0.302		1-2 SH1-4 HBP 1B		1-0 SF9 3-H	4-2 FC4-6 BB		4-2 SH1-3 BB		1-3 K		1 0 0 1 2 1 0														
Joe Girardi, R (1, 2) OBP: 0.307, SLG: 0.386		0-0 SH1-4 1B		1-0 4-3 1B 2B	1-0 F8		0-3 K		0-1 1B		5 1 3 0 0 1 2														
Steve Wilson, L (1, 1) OBP: 0.133, SLG: 0.133 Les Lancaster, R (8, 1) OBP: 0.143, SLG: 0.077 Paul Assenmacher, L (8, 1) OBP: 0.143, SLG: 0.077 Dwight Smith, L (10, PH) OBP: 0.356, SLG: 0.400 Jose Antonio Nunez, R (10, 1) OBP: 0.356, SLG: 0.400		1-0 SH1-4		2-2 4-3 2B	1-1 FC4-6		0-1 SAFE SH1-3		3-1 L8		2 0 0 0 0 0 2 0 0 0 0 0 0 0 0 0 0 0 0 0 0 1 0 0 0 0 0 1 0 0 0 0 0 0 0														
Inning Stats	R: 0 E: 0 K: 0 S: 9	H: 2 LOB: 2 BB: 1 P: 20	R: 0 E: 0 K: 0 S: 6	H: 1 LOB: 2 BB: 0 P: 8	R: 0 E: 0 K: 0 S: 7	H: 1 LOB: 1 BB: 0 P: 10	R: 2 E: 0 K: 0 S: 10	H: 4 LOB: 2 BB: 0 P: 19	R: 3 E: 0 K: 1 S: 15	H: 3 LOB: 1 BB: 1 P: 24	R: 0 E: 0 K: 1 S: 7		H: 0 LOB: 0 BB: 0 P: 9	R: 0 E: 1 K: 1 S: 8	H: 0 LOB: 0 BB: 0 P: 10	R: 0 E: 0 K: 2 S: 10	H: 0 LOB: 1 BB: 1 P: 15	R: 0 E: 0 K: 0 S: 7	H: 0 LOB: 1 BB: 1 P: 14	R: 0 E: 0 K: 1 S: 11	H: 1 LOB: 1 BB: 0 P: 18	1B: 7 2B: 3 3B: 1 HR: 1	SF: 1 SAC: 2 DP: 2 HBP: 1	WP: 1 PB: 0 SB: 0 CS: 0	PA: 45
PITCHER	IP WLS BF H R ER SO BB IBB HBP BLK WP HR S P ERA WHIP																								
Pat Combs, L (1, 1) ERA: 4.43	7.0	34	11	5	5	3	3	0	0	0	0	0	0	0	106	6.43	2.000								
Jeff Parrett, R (8, 1) ERA: 5.74	1.0	3	0	0	0	2	0	0	0	0	0	0	0	8	9	0.00	0.000								
Darrel Akerfelds, R (9, 1) ERA: 2.48	2.0	W 8	1	0	0	1	1	0	0	0	1	0	0	18	32	0.00	1.000								

livebaseballscores.com

AB	37
R	5
H	12
RBI	5
BB	4
SO	6
LOB	16



BOTTOM

Chicago Cubs @ Philadelphia Phillies
 Veterans Stadium, Philadelphia, PA
 Fri Jun 15 1990, 7:05 PM EDT
 Overcast - 80 F

livebaseballscorecards.com

AB	41
R	6
H	13
RBI	6
BB	3
SO	2
LOB	23



WP	0	PA	45
PB	0		
SB	0		
CS	0		

AB R H RBI BB SO LOB

5 1 3 2 0 0 1

5 1 2 0 0 0 2

5 1 1 0 0 0 5

5 1 1 2 0 0 5

3 1 1 1 2 0 0
 3 0 1 0 0 0 1
 1 0 0 0 0 1 1
 0 0 0 0 0 0 0
 0 0 0 0 1 0 0

4 0 0 0 0 0 3

4 0 1 0 0 0 1
 1 0 0 0 0 1 3

2 0 0 0 0 0 1
 0 0 0 0 0 0 0
 3 1 3 1 0 0 0

1B:	8	SF:	0
2B:	3	SAC:	1
3B:	0	DP:	0
HR:	2	HBP:	0

Batter	1	2	3	4	5	6	7	8	9	10
Lenny Dykstra, L OBP: 0.467, SLG: 0.516 (1, 8)	F8		L9			1B		HR	1B	
Randy Ready, R OBP: 0.350, SLG: 0.366 (1, 7)	6-3		P6			F9		HR	1B	
Tom Herr, S OBP: 0.336, SLG: 0.375 (1, 4)	F9			4-3		P9		6-3	F9	
Charlie Hayes, R OBP: 0.313, SLG: 0.379 (1, 5)		F8		4-3		4-3		HR	L9	
John Kruk, L OBP: 0.355, SLG: 0.398 (9, 3)		F7		4-3			BB	BB	SH	1B
Carmelo Martinez, R OBP: 0.342, SLG: 0.484 (1, 3)										
Ron Jones, L OBP: 0.375, SLG: 0.643 (8, PH)										
Darrel Akerfelds, R OBP: 0.302, SLG: 0.447 (9, 1)										
Dave Hollins, S OBP: 0.302, SLG: 0.447 (10, PH)										
Dickie Thon, R OBP: 0.303, SLG: 0.303 (1, 6)						P4		P4	SH	1B
Steve Lake, R OBP: 0.291, SLG: 0.275 (1, 2)						F9			4-3	K
Darren Daulton, L OBP: 0.376, SLG: 0.318 (10, PH)										
Pat Combs, L OBP: 0.261, SLG: 0.238 (1, 1)										
Jeff Parrett, R OBP: 0.417, SLG: 0.391 (8, 1)										
Jim Vatcher, R OBP: 0.417, SLG: 0.391 (8, PH)								HR	1B	1B
Jim Vatcher, R OBP: 0.417, SLG: 0.391 (9, 9)										

Inning Stats	R: 0	H: 0	E: 0	K: 0	S: 6	R: 0	H: 1	E: 0	K: 0	S: 7	R: 0	H: 1	E: 0	K: 0	S: 8	R: 1	H: 1	E: 0	K: 0	S: 7	R: 0	H: 0	E: 0	K: 0	S: 9	R: 0	H: 1	E: 0	K: 0	S: 11	R: 0	H: 0	E: 0	K: 0	S: 6	R: 4	H: 4	E: 0	K: 1	S: 16	R: 0	H: 3	E: 0	K: 0	S: 11	R: 1	H: 2	E: 1	K: 1	S: 8	1B: 8	2B: 3	3B: 0	HR: 2	SF: 0	SAC: 1	DP: 0	HBP: 0
--------------	------	------	------	------	------	------	------	------	------	------	------	------	------	------	------	------	------	------	------	------	------	------	------	------	------	------	------	------	------	-------	------	------	------	------	------	------	------	------	------	-------	------	------	------	------	-------	------	------	------	------	------	-------	-------	-------	-------	-------	--------	-------	--------

PITCHER	IP	WLS	BF	H	R	ER	SO	BB	IBB	HBP	BLK	WP	HR	S	P	ERA	WHIP
Steve Wilson, L ERA: 5.3 (1, 1)	7.1		30	7	4	4	0	1	0	0	0	0	1	62	106	4.91	1.091
Les Lancaster, R ERA: 5.18 (8, 1)	0.0		2	1	1	1	0	1	0	0	0	0	0	2	6	∞	∞
Paul Assenmacher, L ERA: 3.52 (8, 1)	1.2		8	3	0	0	1	0	0	0	0	0	0	17	21	0.00	1.800
Jose Antonio Nunez, R ERA: 6.48 (10, 1)	0.1	L	5	2	1	1	1	0	1	0	0	0	0	8	17	27.00	6.000

Batter	1	2	3	4	5	6	7	8	9	AB R H RBI BB SO LOB	TOP
Jerome Walton, R (1, 8) OBP: 0.361, SLG: 0.325	1-0 F9		1-2 FC5-4			0-2 P3		4-1 BB		3 0 0 0 1 0 1	
23 Ryne Sandberg, R (1, 4) OBP: 0.392, SLG: 0.613	2-1 G6-3			0-0 F8		0-1 G5-3		2-2 P3		4 0 0 0 0 0 1	
Shawon Dunston, R (1, 6) OBP: 0.320, SLG: 0.500	1-0 G6-3			3-1 2B 1B		1-1 FC6-4 1B			0-1 P3	4 0 2 0 0 0 0	
Andre Dawson, R (1, 9) OBP: 0.391, SLG: 0.665		0-0 P3		0-2 2B		0-2 FC6-4			2-2 P6	4 0 1 0 0 0 1	
Hector Villanueva, R (1, 2) OBP: 0.353, SLG: 0.742		0-1 G4-3		4-0 IBB			0-1 G5-3		0-0 P3	3 0 0 0 1 0 0	
Mark Grace, L (1, 3) OBP: 0.342, SLG: 0.359		2-1 P5		0-0 G6-4-3			1-0 L4			3 0 0 0 0 0 3	
Lloyd McClendon, R (1, 7) OBP: 0.250, SLG: 0.237			0-0 F7		0-1 G4-3		2-0 G6-3			3 0 0 0 0 0 0	
Curtis Wilkerson, S (1, 5) OBP: 0.275, SLG: 0.303			2-1 G4-3		0-0 P3			0-3 K		3 0 0 0 0 1 0	
Mike Bielecki, R (1, 1) OBP: 0.364, SLG: 0.300 Domingo Ramos, R (8, PH) OBP: 0.321, SLG: 0.299 Joe Kraemer, L (8, 1)			4-2 FC5-4 BB		1-3 K			2-1 F8		1 0 0 0 1 1 0 1 0 0 0 0 0 0 0 0 0 0 0 0 0	
Inning Stats	R: 0 E: 0 K: 0 S: 4 H: 0 LOB: 0 BB: 0 P: 8	R: 0 E: 0 K: 0 S: 5 H: 0 LOB: 0 BB: 0 P: 7	R: 0 E: 0 K: 0 S: 10 H: 0 LOB: 1 BB: 1 P: 17	R: 0 E: 0 K: 0 S: 7 H: 2 LOB: 2 BB: 1 P: 14	R: 0 E: 0 K: 1 S: 6 H: 0 LOB: 0 BB: 0 P: 7	R: 0 E: 0 K: 0 S: 10 H: 1 LOB: 1 BB: 0 P: 11	R: 0 E: 0 K: 0 S: 4 H: 0 LOB: 0 BB: 0 P: 7	R: 0 E: 0 K: 1 S: 11 H: 0 LOB: 1 BB: 1 P: 19	R: 0 E: 0 K: 0 S: 6 H: 0 LOB: 0 BB: 0 P: 8	1B: 2 2B: 1 3B: 0 HR: 0 SF: 0 SAC: 0 DP: 1 HBP: 0	WP: 0 PB: 0 SB: 0 CS: 0 PA: 32
PITCHER Bruce Ruffin, L (1, 1) ERA: 4.62	IP: 9.0 WLS: W BF: 32 H: 3 R: 0 ER: 0 SO: 2 BB: 2 IBB: 1 HBP: 0 BLK: 0 WP: 0 HR: 0 S: 63 P: 98 ERA: 0.00 WHIP: 0.556										

Chicago Cubs @ Philadelphia Phillies
Veterans Stadium, Philadelphia, PA
Fri Jun 15 1990, 7:05 PM EDT
Att: 26,098 - Unknown

livebaseballscorecards.com

AB	29
R	0
H	3
RBI	0
BB	3
SO	2
LOB	6



Batter	1	2	3	4	5	6	7	8	9
Lenny Dykstra, L OBP: 0.469, SLG: 0.513 (1, 8) C S B X	1-2 G6-3 ①		4-0 IBB		4-0 BB 1B IBB	2-2 1B		2-2 G4-3 ② B C F B X	
Rod Booker, L OBP: 0.327, SLG: 0.333 (1, 4) B X	1-0 F7 ②		3-2 G1-3 ③		4-2 1B 1B BB	1-0 F7 ③		3-3 K ③ B C F B X	
Ron Jones, L OBP: 0.361, SLG: 0.594 Sil Campusano, R OBP: 0.310, SLG: 0.278 (7, PR) (8, 9) F B X	2-2 G6-3 ③			0-0 G3-1 ① B B F X	3-1 L4 ②		1-2 G4-6-3 1B 1B		
Charlie Hayes, R OBP: 0.320, SLG: 0.385 (1, 5) S B X		1-2 F9 ①		3-2 G5-3 1B 1B	1-2 1B 1B		1-2 G4-6-3 1B		
John Kruk, L OBP: 0.358, SLG: 0.397 Jim Vatcher, R OBP: 0.417, SLG: 0.391 (8, 7) X C T B		1-2 G6-3 ②		1 SAFE 2-2 1B	4-0 1B IBB		1-2 G4-6-3 ① ② 1-2f 2-3		
Carmelo Martinez, R OBP: 0.351, SLG: 0.478 (1, 3) C B T C		1-3 K ③		0-0 G5-3 ② ③ 2-3f	0-1 1B		4-1 1B WP BB		
Dickie Thon, R OBP: 0.306, SLG: 0.307 (1, 6) B C X			1-1 SH3-4 1B		K BB		2-2 WP 1B		
Darren Daulton, L OBP: 0.374, SLG: 0.323 (1, 2) X			0-0 F7 ①		1 SAFE 0-0 1B 2B	3-2 F8 ①	1-2 G3-1 ③		
Bruce Ruffin, S OBP: 0.192, SLG: 0.125 (1, 1) X			0-0 SH3-4 ② 1-2		1-2 G3 ① C C S	0-3 K ②		1-2 G5-3 ① S B C X	

Inning Stats		R: 0	H: 0	R: 0	H: 0	R: 0	H: 1	R: 0	H: 2	R: 5	H: 3	R: 0	H: 1	R: 2	H: 3	R: 0	H: 0			
E: 0		LOB: 0		E: 0		LOB: 0		E: 0		LOB: 2		E: 0		LOB: 2		E: 0		LOB: 0		
K: 0		BB: 0		K: 1		BB: 0		K: 0		BB: 3		K: 1		BB: 1		K: 0		BB: 0		
S: 7		P: 11		S: 9		P: 12		S: 11		P: 38		S: 10		P: 29		S: 10		P: 16		
PITCHER		IP	WLS	BF	H	R	ER	SO	BB	IBB	HBP	BLK	WP	HR	S	P	ERA	WHIP		
Mike Bielecki, R ERA: 5.08 (1, 1)		7.0	L	35	10	7	7	3	2	3	0	0	2	0	82	137	9.00	1.714		
Joe Kraemer, L ERA: 7.97 (8, 1)		1.0		3	0	0	0	1	0	0	0	0	0	0	10	16	0.00	0.000		

BOTTOM


Chicago Cubs @ Philadelphia Phillies
Veterans Stadium, Philadelphia, PA

Fri Jun 15 1990, 7:05 PM EDT
Att. 26,098 - Unknown

AB	32
R	7
H	10
RBI	6
BB	5
SO	4
LOB	16

livebaseballscorecards.com

1B:	9	SF:	0	WP:	2	PA:	38
2B:	1	SAC:	1	PB:	0		
3B:	0	DP:	2	SB:	0		
HR:	0	HBP:	0	CS:	0		



Batter	1	2	3	4	5	6	7	8	9	AB R H RBI BB SO LOB	TOP																
Jerome Walton, R (1, 8) OBP: 0.362, SLG: 0.329	4-1 F7 1B SAFE BB	3-3 K		2-0 F9			2-2 2B		0-2 G1-3	4 0 1 0 1 1 1																	
23 Ryne Sandberg, R (1, 4) OBP: 0.389, SLG: 0.605	1-2 F9	2-3 K			1-2 F8 S 1B		0-1 G5-3		1-3 K	5 0 1 0 0 2 3																	
Shawon Dunston, R (1, 6) OBP: 0.323, SLG: 0.502	0-0 F7 SAFE			2-2 F9 1B		3-3 K	4-2 BB			1 0 1 0 0 0 0 2 0 1 0 1 1 1																	
Curtis Wilkerson, S (1, PR) OBP: 0.287, SLG: 0.308	1-2 1B			1-0 BB 1B		1-2 F8	2-2 F9			4 0 1 0 0 0 5																	
Andre Dawson, R (1, 9) OBP: 0.389, SLG: 0.657	2-1 F7			1-2 1B		1-2 F8	2-2 F9																				
Lloyd McClendon, R (1, 7) OBP: 0.252, SLG: 0.232	4-0 IBB			2-3 F9		0-0 G5-3	1-2 P4			2 0 0 0 1 0 3 1 0 0 0 0 0 2																	
Dwight Smith, L (7, PH) OBP: 0.354, SLG: 0.397																											
Mark Grace, L (1, 3) OBP: 0.341, SLG: 0.355	1-0 G3-1			4-0 BB SAFE BB 1B BB		0-0 P5		0-0 G6-3		3 0 0 0 1 0 3																	
Domingo Ramos, R (1, 5) OBP: 0.319, SLG: 0.307				2-1 G6-4-3 BB		2-2 L8		1-1 G6-3		4 1 1 0 0 0 3																	
Joe Girardi, R (1, 2) OBP: 0.306, SLG: 0.388				3-1 G4-3 1B 2B		0-0 G6-3		0-0 P6		4 0 1 0 0 0 1																	
Greg Maddux, R (1, 1) OBP: 0.069, SLG: 0.036				2-2 X 1B		0-0 2B		0-0 P7		3 0 1 1 0 0 1 1 0 0 0 0 0 0																	
Dave Clark, L (9, PH) OBP: 0.289, SLG: 0.381				1-1 F9		0-2 F9																					
Inning Stats	R: 0 E: 0 K: 0 S: 8	H: 1 LOB: 3 BB: 2 P: 20	R: 1 E: 0 K: 2 S: 21	H: 2 LOB: 1 BB: 0 P: 33	R: 0 E: 0 K: 0 S: 7	H: 2 LOB: 2 BB: 1 P: 16	R: 0 E: 0 K: 0 S: 4	H: 0 LOB: 0 BB: 0 P: 7	R: 0 E: 0 K: 1 S: 11	H: 1 LOB: 1 BB: 0 P: 16	R: 0 E: 0 K: 0 S: 11	H: 1 LOB: 1 BB: 0 P: 13	R: 0 E: 0 K: 0 S: 15	H: 1 LOB: 2 BB: 1 P: 24	R: 0 E: 0 K: 0 S: 4	H: 0 LOB: 0 BB: 0 P: 5	R: 0 E: 0 K: 1 S: 8	H: 0 LOB: 0 BB: 0 P: 11	1B: 5 2B: 3 3B: 0 HR: 0	SF: 0 SAC: 0 DP: 1 HBP: 0	WP: 0 PB: 0 SB: 1 CS: 0	PA: 38					
PITCHER	IP WLS BF H R ER SO BB IBB HBP BLK WP HR S P ERA WHIP																										
Dennis Cook, L (1, 1) ERA: 3.52	2.1		15	5	1	1	2	2	1	0	0	0	0	34	65	3.86	3.000										
Don Carman, L (3, 1) ERA: 3.21	3.2		12	2	0	0	1	0	0	0	0	0	0	28	40	0.00	0.545										
Darrel Akerfelds, R (7, 1) ERA: 2.27	3.0	W	11	1	0	0	1	1	0	0	0	0	0	27	40	0.00	0.667										

Chicago Cubs @ Philadelphia Phillies
Veterans Stadium, Philadelphia, PA
Sat Jun 16 1990, 7:05 PM EDT
Att. 32,023 - Unknown - 80 F

livebaseballscorecards.com

AB 34
R 1
H 8
RBI 1
BB 4
SO 4
LOB 23



Batter	1	2	3	4	5	6	7	8	9	AB R H RBI BB SO LOB	TOP
Jerome Walton, R (1, 8) <small>OBP: 0.361, SLG: 0.326</small> Marvell Wynne, L (7, PH) <small>OBP: 0.228, SLG: 0.329</small> (7, 8)	2-2 		2-1 		1-0 		0-0 		0-0 	2 0 0 1 0 0 0 2 1 1 1 0 0 0	
23 Ryne Sandberg, R (1, 4) <small>OBP: 0.382, SLG: 0.593</small>	0-1 		1-2 		1-3 		2-2 		1-3 	5 0 0 0 0 2 2	
Mark Grace, L (1, 3) <small>OBP: 0.342, SLG: 0.356</small>	2-1 			0-0 	0-0 		3-2 		2-2 	5 0 2 0 0 0 0	
Andre Dawson, R (1, 9) <small>OBP: 0.389, SLG: 0.661</small>		0-2 		2-1 	1-1 		2-0 		0-0 	5 1 2 0 0 0 4	
Dwight Smith, L (1, 7) <small>OBP: 0.349, SLG: 0.387</small>		0-1 		2-1 		2-0 		2-1 	4-0 	4 0 0 0 1 0 1	
Curtis Wilkerson, S (1, 5) <small>OBP: 0.293, SLG: 0.313</small>		0-0 		1-1 		1-1 		1-2 	3-1 	5 0 2 1 0 0 2	
Domingo Ramos, R (1, 6) <small>OBP: 0.325, SLG: 0.324</small>			1-1 	1-1 		3-1 		3-2 		4 2 2 0 0 0 2	
Joe Girardi, R (1, 2) <small>OBP: 0.315, SLG: 0.393</small>			1-0 		1-1 	4-0 		1-2 		3 1 2 1 1 0 0	
Jeff Pico, R (1, 1) <small>OBP: 0.462, SLG: 0.364</small> Paul Assenmacher, L (8, 1) Les Lancaster, R (8, 1) <small>OBP: 0.143, SLG: 0.077</small>			0-0 		2-2 	1-2 		0-1 		3 0 1 0 0 0 3 0 0 0 0 0 0 0 0 0 0 0 0 0 0	
Inning Stats	R: 0 H: 0 E: 0 LOB: 0 K: 0 BB: 0 S: 7 P: 11	R: 0 H: 0 E: 0 LOB: 0 K: 0 BB: 0 S: 6 P: 6	R: 2 H: 2 E: 1 LOB: 0 K: 0 BB: 0 S: 9 P: 14	R: 1 H: 2 E: 0 LOB: 1 K: 0 BB: 0 S: 9 P: 15	R: 0 H: 2 E: 0 LOB: 3 K: 1 BB: 0 S: 11 P: 17	R: 0 H: 1 E: 0 LOB: 2 K: 0 BB: 1 S: 8 P: 19	R: 0 H: 1 E: 0 LOB: 1 K: 0 BB: 0 S: 8 P: 15	R: 1 H: 2 E: 0 LOB: 1 K: 1 BB: 1 S: 13 P: 20	R: 1 H: 2 E: 0 LOB: 2 K: 1 BB: 1 S: 12 P: 22	1B: 8 SF: 0 2B: 3 SAC: 1 3B: 0 DP: 0 HR: 1 HBP: 1	WP: 1 PA: 42 PB: 0 SB: 0 CS: 0
PITCHER Ken Howell, R (1, 1) <small>ERA: 3.31</small> Jeff Parrett, R (8, 1) <small>ERA: 5.89</small>	IP WLS BF H R ER SO BB IBB HBP BLK WP HR S P ERA WHIP 7.0 0 31 8 3 2 1 0 1 1 0 0 0 58 97 2.57 1.143										

Chicago Cubs @ Philadelphia Phillies
 Veterans Stadium, Philadelphia, PA
 Sun Jun 17 1990, 7:05 PM EDT
 Att. 30,338 - Unknown - 81 F

AB	38
R	5
H	12
RBI	4
BB	2
SO	2
LOB	14



Batter	1	2	3	4	5	6	7	8	9	AB	R	H	RBI	BB	SO	LOB
Lenny Dykstra, L OBP: 0.470, SLG: 0.513 (1, 8)	4-1 1B G4-6-3 BB		2-2 G3-1 1B		1-2 G4-3		0-0 F7			3	1	1	0	1	0	0
Tom Herr, S OBP: 0.333, SLG: 0.370 (1, 4)	1-0 1-3 1B G4-6-3		2-0 1-2 1B G3-1		2-3 K			1-2 G6-3		4	0	2	0	0	1	0
Ron Jones, L OBP: 0.349, SLG: 0.564 (1, 9)	1-1 G4-6-3 1-2f 3-H		0-1 G3-1		1-1 G4-3			2-0 P7		4	0	0	0	0	0	3
Charlie Hayes, R OBP: 0.319, SLG: 0.387 (1, 5)	0-0 2B		3-1 P9		1-1 G5-3			2-0 1B		4	1	2	0	0	0	2
John Kruk, L OBP: 0.362, SLG: 0.399 (1, 7)	0-0 2B		4-0 IBB		4-1 1B BB G5-3			2-2 1B		1	1	1	1	2	0	0
Randy Ready, R OBP: 0.358, SLG: 0.375 (8, PH)	2-H 1B 2B							1-3 1B		1	0	1	0	0	0	0
Sil Campusano, R OBP: 0.310, SLG: 0.278 (8, PR) (9, 7)	1-1 1B		1-3 K		2-2 G5-3			0-0 L9		0	0	0	0	0	0	0
Carmelo Martinez, R OBP: 0.345, SLG: 0.459 (1, 3)	1-1 1B				1-2 G5-3					4	0	1	1	0	1	6
Dickie Thon, R OBP: 0.305, SLG: 0.306 (1, 6)		3-2 F9			3-2 1B					4	0	1	0	0	0	0
Darren Daulton, L OBP: 0.365, SLG: 0.333 (1, 2)		2-0 G3			1-1 G4-3			2-0 L1		4	0	0	0	0	0	0
Ken Howell, R OBP: 0.115, SLG: 0.120 (1, 1)		0-3 K			0-3 K			1-2 G5-3		2	0	0	0	0	2	0
Dave Hollins, S OBP: 0.289, SLG: 0.425 (7, PH)										1	0	0	0	0	0	0
Jeff Parrett, R (8, 1)										0	0	0	0	0	0	0
Jim Vatcher, R OBP: 0.400, SLG: 0.375 (9, PH)										1	0	0	0	0	1	0

Inning Stats	R: 3	H: 4	E: 0	LOB: 1	K: 0	BB: 1	S: 8	P: 15	R: 0	H: 0	E: 0	LOB: 0	K: 1	BB: 0	S: 7	P: 12	R: 0	H: 2	E: 0	LOB: 3	K: 1	BB: 1	S: 12	P: 24	R: 0	H: 0	E: 0	LOB: 0	K: 1	BB: 0	S: 6	P: 7	R: 0	H: 0	E: 0	LOB: 0	K: 1	BB: 0	S: 10	P: 14	R: 0	H: 1	E: 0	LOB: 2	K: 0	BB: 1	S: 9	P: 19	R: 0	H: 0	E: 0	LOB: 0	K: 0	BB: 0	S: 6	P: 9	R: 0	H: 2	E: 0	LOB: 2	K: 0	BB: 0	S: 10	P: 17	R: 0	H: 0	E: 0	LOB: 0	K: 1	BB: 0	S: 10	P: 16	1B: 7	2B: 2	3B: 0	HR: 0	SF: 0	SAC: 0	DP: 1	HBP: 0	WP: 0	PB: 0	SB: 0	CS: 0	PA: 36
PITCHER	IP	WLS	BF	H	R	ER	SO	BB	IBB	HBP	BLK	WP	HR	S	P	ERA	WHIP																																																																				
Jeff Pico, R ERA: 5.09 (1, 1)	7.2	W	31	8	3	3	4	2	1	0	0	0	0	63	110	3.52	1.304																																																																				
Paul Assenmacher, L ERA: 3.52 (8, 1)	0.0		1	1	0	0	0	0	0	0	0	0	0	4	6	∞	∞																																																																				
Les Lancaster, R ERA: 5.06 (8, 1)	1.1	S	4	0	0	0	1	0	0	0	0	0	0	11	17	0.00	0.000																																																																				


Chicago Cubs @ Philadelphia Phillies
Veterans Stadium, Philadelphia, PA

Sun Jun 17 1990, 7:05 PM EDT
Att: 30,338 - Unknown - 81 F

AB	33
R	3
H	9
RBI	2
BB	3
SO	5
LOB	11

livebaseballscorecards.com

Batter	1	2	3	4	5	6	7	8	9	10	AB R H RBI BB SO LOB
Wally Backman, S OBP: 0.379, SLG: 0.437 (1, 5)	3-1 SH3-4 1B 1B		4-0 1B BB		0-1 G3		0-2 G6-3			0-0 B1	4 0 1 0 1 0 0
Jay Bell, R OBP: 0.348, SLG: 0.409 (1, 6)	1-1 SH3-4 1-2		1-1 1-2 2-H 1B		1-0 F9			2-1 FC3-6 BB 1B		4-1 BB BB	3 0 2 1 1 0 0
Andy Van Slyke, L OBP: 0.386, SLG: 0.468 (1, 8)	2-1 2-H 1B		0-1 P6		1-3 K			0-0 F8		2-1 P2	5 0 1 0 0 1 4
Bobby Bonilla, S OBP: 0.327, SLG: 0.566 (1, 9)	1-2 F8		3-2 P6			0-0 G4-1 G4-3 1B		4-2 FC3-6 1-2 BB		4-1 BB 1-2 BB	3 0 1 0 2 0 3
Barry Bonds, L OBP: 0.399, SLG: 0.593 (1, 7)		1-3 K		1-2 2B		2-2 G4-3 1-2		0-1 FC3-6 1-2f 2-3		2-1 G6-3	5 0 1 0 0 1 5
Sid Bream, L OBP: 0.354, SLG: 0.449 (1, 3)		2-2 F7		1-1 P6		2-2 G4-1 2-3		0-0 L9			4 0 0 0 0 0 4
Michael LaValliere, L OBP: 0.385, SLG: 0.344 (1, 2)		1-1 P4		0-2 P5		2-2 L3			2-2 G5-3		4 0 0 0 0 0 2
Jose Lind, R OBP: 0.363, SLG: 0.405 (1, 4)			1-0 SH3-4 1B 1B	4-0 IBB			0-1 F9		1-2 G6-3		3 1 1 0 1 0 0
Bob Walk, R OBP: 0.190, SLG: 0.150 (1, 1)			1-2 SH3-4 1B		1-2 G6-3		3-2 L1		0-0 F8		1 0 0 0 0 0 2
Bob Kipper, R (4, 1)											0 0 0 0 0 0 0
John Gangelosi, S OBP: 0.326, SLG: 0.194 (7, PH)											1 0 0 0 0 0 0
Scott Ruskin, R (7, 1)											0 0 0 0 0 0 0
Stan Belinda, R (8, 1)											0 0 0 0 0 0 0
R.J. Reynolds, S OBP: 0.340, SLG: 0.351 (9, PH)											1 0 0 0 0 0 0
Bill Landrum, R (9, 1)											0 0 0 0 0 0 0

TOP														
<p>Pittsburgh Pirates @ Philadelphia Phillies Veterans Stadium, Philadelphia, PA Tue Jun 19 1990, 7:05 PM EDT Att: 29,781 - Unknown - 72 F</p>														
<table border="1"> <tr> <td>AB</td> <td>34</td> </tr> <tr> <td>R</td> <td>1</td> </tr> <tr> <td>H</td> <td>7</td> </tr> <tr> <td>RBI</td> <td>1</td> </tr> <tr> <td>BB</td> <td>5</td> </tr> <tr> <td>SO</td> <td>2</td> </tr> <tr> <td>LOB</td> <td>20</td> </tr> </table>	AB	34	R	1	H	7	RBI	1	BB	5	SO	2	LOB	20
AB	34													
R	1													
H	7													
RBI	1													
BB	5													
SO	2													
LOB	20													
														

Inning Stats	R: 0 E: 0 K: 0 S: 9	H: 2 LOB: 1 BB: 0 P: 16	R: 0 E: 0 K: 1 S: 10	H: 0 LOB: 0 BB: 0 P: 14	R: 1 E: 0 K: 0 S: 14	H: 2 LOB: 2 BB: 1 P: 24	R: 0 E: 0 K: 1 S: 11	H: 1 LOB: 2 BB: 1 P: 18	R: 0 E: 0 K: 1 S: 7	H: 0 LOB: 0 BB: 0 P: 9	R: 0 E: 0 K: 1 S: 10	H: 1 LOB: 1 BB: 0 P: 16	R: 0 E: 0 K: 0 S: 8	H: 0 LOB: 0 BB: 0 P: 11	R: 0 E: 0 K: 0 S: 8	H: 1 LOB: 2 BB: 1 P: 14	R: 0 E: 0 K: 0 S: 7	H: 0 LOB: 0 BB: 0 P: 10	R: 0 E: 0 K: 0 S: 7	H: 0 LOB: 2 BB: 2 P: 19	1B: 6 2B: 1 3B: 0 HR: 0	SF: 0 SAC: 2 DP: 0 HBP: 0	WP: 0 PB: 0 SB: 0 CS: 0	PA: 41	
PITCHER	IP	WLS	BF	H	R	ER	SO	BB	IBB	HBP	BLK	WP	HR	S	P	ERA	WHIP								
Jose De Jesus, R ERA: 1.29 (1, 1)	8.0		33	7	1	1	2	2	1	0	0	0	0	77	122	1.12	1.125								
Darrel Akerfelds, R ERA: 2.17 (9, 1)	1.2		7	0	0	0	0	2	0	0	0	0	0	12	25	0.00	1.200								
Don Carman, L ERA: 3.19 (10, 1)	0.1	W	1	0	0	0	0	0	0	0	0	0	0	2	4	0.00	0.000								

Batter	1	2	3	4	5	6	7	8	9	AB R H RBI BB SO LOB	TOP											
John Cangelosi, S (1, 8) OBP: 0.319, SLG: 0.179	1-1 G1-3		4-1 FC5-4 BB		2-1 G6-3		2-1 G1-4-3			3 0 0 0 1 0 1	Pittsburgh Pirates @ Philadelphia Phillies Veterans Stadium, Philadelphia, PA Wed Jun 20 1990, 3:33 AM EDT Att. 40,256 - Sunny - 85 F											
Jay Bell, R (1, 6) OBP: 0.343, SLG: 0.402	1-1 G5-3		2-2 FC5-4			1-3 K	2-3 K			4 0 0 0 0 2 1												
Gary Redus, R (1, 3) OBP: 0.330, SLG: 0.389 (8, 9)	0-0 2B		1-3 K			2-0 F9		3-2 F9		4 0 1 0 0 1 1												
Bobby Bonilla, S (1, 9) OBP: 0.330, SLG: 0.580 Sid Bream, L (8, 3) OBP: 0.354, SLG: 0.449	1-0 L9			1-0 G3-1 SF9 2B		1-1 HR		1-3 K		4 2 2 1 0 1 1 0 0 0 0 0 0 0												
R.J. Reynolds, S (1, 7) OBP: 0.345, SLG: 0.347		2-3 K		1-0 G3-1		0-0 1B		3-2 G5-3		4 0 1 0 0 1 1												
Don Slaughter, R (1, 2) OBP: 0.452, SLG: 0.637		4-0 BB		2-2 SF9		0-0 1B		3-2 G6-3		2 0 1 1 1 0 0												
Jeff King, R (1, 5) OBP: 0.255, SLG: 0.310		2-3 K		0-1 G5-3		0-0 E6		2-1 G6-3		4 0 0 0 0 1 3												
Jose Lind, R (1, 4) OBP: 0.357, SLG: 0.397		0-3 K			3-2 G6-3	2-0 L9		3-2 G4-3		4 0 0 0 0 1 4												
Bob Patterson, R (1, 1)			3-2 G1-3		3-2 F8		4-0 G1-4-3 BB			1 0 0 0 0 0 0												
Rick Reed, R (3, 1)										1 0 0 0 0 0 0												
Rafael Belliard, R (7, PH) OBP: 0.375, SLG: 0.300										0 0 0 0 1 0 0												
Doug Bair, R (7, 1)										0 0 0 0 0 0 0												
Mark Ross, R (7, 1)										0 0 0 0 0 0 0												
Inning Stats	R: 0 E: 0 K: 0 S: 6	H: 1 LOB: 1 BB: 0 P: 9	R: 0 E: 0 K: 3 S: 11	H: 0 LOB: 1 BB: 1 P: 19	R: 0 E: 0 K: 1 S: 11	H: 0 LOB: 1 BB: 1 P: 21	R: 1 E: 0 K: 0 S: 7	H: 1 LOB: 0 BB: 0 P: 11	R: 0 E: 0 K: 0 S: 9	H: 0 LOB: 0 BB: 0 P: 17	R: 1 E: 1 K: 1 S: 11	H: 3 LOB: 3 BB: 0 P: 17	R: 0 E: 0 K: 1 S: 7	H: 0 LOB: 0 BB: 1 P: 15	R: 0 E: 0 K: 1 S: 10	H: 0 LOB: 0 BB: 0 P: 17	R: 0 E: 0 K: 0 S: 12	H: 0 LOB: 0 BB: 0 P: 20	1B: 2 2B: 2 3B: 0 HR: 1	SF: 1 SAC: 0 DP: 1 HBP: 0	WP: 0 PB: 0 SB: 0 CS: 0	PA: 35
PITCHER	IP WLS BF H R ER SO BB IBB HBP BLK WP HR S P ERA WHIP												IP WLS BF H R ER SO BB IBB HBP BLK WP HR S P ERA WHIP									
Bruce Ruffin, L (1, 1) ERA: 4.39	8.0 W 32 5 2 2 7 3 0 0 0 0 0 1 72 126 2.25 1.000																					
Roger McDowell, R (9, 1) ERA: 6.17	1.0 3 0 0 0 0 0 0 0 0 0 0 0 12 20 0.00 0.000																					

livebaseballscorecards.com

AB	31
R	2
H	5
RBI	2
BB	3
SO	7
LOB	12



BOTTOM

Pittsburgh Pirates @ Philadelphia Phillies
Veterans Stadium, Philadelphia, PA

Wed Jun 20 1990, 3:33 AM EDT
Att. 40,256 - Sunny - 85 F

livebaseballscorecards.com

AB	33
R	7
H	8
RBI	7
BB	5
SO	2
LOB	16



WP:	1	PA:	38
PB:	0	SB:	2
CS:	0		

AB	R	H	RBI	BB	SO	LOB
3	3	2	0	2	0	0
5	0	1	3	0	1	2
3	2	2	1	1	0	0
4	0	1	1	0	0	4
4	0	0	0	0	0	5
4	0	1	1	0	0	1
0	0	0	0	0	0	0
3	1	1	1	1	0	2
2	0	0	0	0	1	0
1	0	0	0	0	0	2
1	0	0	0	0	0	0
2	1	0	0	1	0	0
1	0	0	0	0	0	0
0	0	0	0	0	0	0
1B:	6	SF:	0			
2B:	0	SAC:	0			
3B:	1	DP:	0			
HR:	1	HBP:	0			

Batter	1	2	3	4	5	6	7	8	9
Lenny Dykstra, L OBP: 0.471, SLG: 0.506 (1, 8)	3-2 G3 S 1B		4-1 WP S G6-3 BB		1-0 P4		2-1 3B 1-2 1B	4-2 BB	
Tom Herr, S OBP: 0.332, SLG: 0.376 (1, 4)	3-2 G3 1-3		2-2 G6-3 1-H		1-3 K		3-2 FC5-2 1-H 2-H 3B	2-2 G1-3	
Von Hayes, L OBP: 0.427, SLG: 0.500 (1, 9)	1-1 G3 1B 3-H		2-1 G5-3 1B			1-0 E4 1B	4-2 FC5-2 1B BB		
Charlie Hayes, R OBP: 0.316, SLG: 0.385 (1, 5)	1-2 G3 1-2		0-1 G5-3 1-2			0-2 F8 2-H 1B	0-0 P3		
Carmelo Martinez, R OBP: 0.326, SLG: 0.430 (1, 3)	3-2 L9		2-1 G5-3			0-1 F8 1-2	0-0 FC5-2 1B 3-H		
Randy Ready, R OBP: 0.360, SLG: 0.377 Jim Vatcher, R OBP: 0.385, SLG: 0.360 (1, 7) (8, 7)		0-1 L8		1-2 P5		2-0 G5-3	2-0 1B 1-3 2-H		
Dickie Thon, R OBP: 0.310, SLG: 0.322 (1, 6)		0-0 HR		1-0 P3		4-0 IBB	1-2 L6		
Steve Lake, R OBP: 0.281, SLG: 0.264 Ron Jones, L OBP: 0.383, SLG: 0.571 Darren Daulton, L OBP: 0.358, SLG: 0.325 (1, 2) (6, PH) (7, 2)		0-1 P3		0-3 K		2-0 F9	0-0 F9		
Bruce Ruffin, S OBP: 0.207, SLG: 0.115 Dave Hollins, S OBP: 0.283, SLG: 0.415 Roger McDowell, R (8, PH) (9, 1)		0-0 F9			1-1 F7		4-1 1B 3B BB	0-0 G4-3	

Inning Stats	R	H	E	K	S	H	LOB	BB	P	R	H	E	K	S	H	LOB	BB	P	R	H	E	K	S	H	LOB	BB	P
	1	2	0	15	26	1	1	0	6	0	0	0	8	10	0	0	0	9	3	3	0	14	30	0	0	17	17

PITCHER	IP	WLS	BF	H	R	ER	SO	BB	IBB	HBP	BLK	WP	HR	S	P	ERA	WHIP
Bob Patterson, L ERA: 4.05 (1, 1)	2.1	L	12	4	3	3	0	1	0	0	0	1	1	27	46	11.57	2.143
Rick Reed, R ERA: 2.79 (3, 1)	3.2		14	1	1	0	2	0	1	0	0	0	0	26	42	0.00	0.273
Doug Bair, R ERA: 4.85 (7, 1)	0.0		4	2	3	3	0	2	0	0	0	0	0	8	21	∞	∞
Mark Ross, R ERA: (7, 1)	2.0		8	1	0	0	0	1	0	0	0	0	0	17	26	0.00	1.000

Batter	1	2	3	4	5	6	7	8	9	AB R H RBI BB SO LOB	TOP											
Lenny Dykstra, L (1, 8) OBP: 0.470, SLG: 0.502	4-0 1B BB	2-1 F9		3-2 L9			0-0 FC5-4 1B		0-1 F7	4 1 1 0 1 0 5												
Tom Herr, S (1, 4) OBP: 0.327, SLG: 0.370	1-1 P9		0-3 K		0-1 L7		2-2 FC5-4 1-2f			4 0 0 0 0 1 2												
Von Hayes, L (1, 9) OBP: 0.420, SLG: 0.490	0-1 P6		2-3 K		1-0 F8		2-3 K			4 0 0 0 0 2 2												
Carmelo Martinez, R (1, 3) OBP: 0.333, SLG: 0.434	3-2 1B 1-3 1B		2-2 F7		2-0 FC6-4 1B			2-3 K		4 0 2 0 0 1 0												
John Kruk, L (1, 7) OBP: 0.365, SLG: 0.401	2-1 1-2 3-H 1B			0-0 1B 1B 1B	1-1 FC6-4 1-2f			2-3 K		4 0 2 1 0 1 1												
Charlie Hayes, R (1, 5) OBP: 0.315, SLG: 0.382	1-3 K		2-2 1B 1-2 1B		0-0 L8			2-1 F9		4 0 1 0 0 1 2												
Dickie Thon, R (1, 6) OBP: 0.310, SLG: 0.317		1-3 K		0-0 F9		1-2 P4			4-2 FC3-6 BB	3 0 0 0 1 1 2												
Darren Daulton, L (1, 2) OBP: 0.356, SLG: 0.324		2-2 SH3-4 1B		1-3 K		1-2 F8			0-1 FC3-6 G5-3 1-2f	4 0 1 0 0 1 3												
Ken Howell, R (1, 1) OBP: 0.115, SLG: 0.120		0-0 SH3-4		1-2 1B			0-1 F7		0-1 G5-3 1-2	0 0 0 0 0 0 0 0 0 0 0 0 0 0 1 0 1 0 0 0 0 0 0 0 0 0 0 0 1 0 0 0 0 0 0 0 0 0 0 0 0 0 1 0 0 0 0 0 1												
Dennis Cook, L (2, 1) OBP: 0.280, SLG: 0.400																						
Jim Valcher, R (4, PH) OBP: 0.457, SLG: 0.385																						
Don Carman, L (4, 1) OBP: 0.375, SLG: 0.375																						
Sil Campusano, R (7, PH) OBP: 0.302, SLG: 0.270																						
Jeff Parrett, R (7, 1) OBP: 0.375, SLG: 0.558																						
Ron Jones, L (9, PH)																						
Inning Stats	R: 1 E: 0 K: 1 S: 13	H: 2 LOB: 2 BB: 1 P: 24	R: 0 E: 0 K: 1 S: 9	H: 1 LOB: 1 BB: 0 P: 14	R: 0 E: 0 K: 2 S: 11	H: 0 LOB: 0 BB: 0 P: 15	R: 0 E: 0 K: 1 S: 20	H: 3 LOB: 3 BB: 0 P: 27	R: 0 E: 0 K: 0 S: 6	H: 1 LOB: 1 BB: 0 P: 10	R: 0 E: 0 K: 0 S: 8	H: 0 LOB: 0 BB: 0 P: 10	R: 0 E: 0 K: 1 S: 11	H: 1 LOB: 1 BB: 0 P: 15	R: 0 E: 0 K: 2 S: 8	H: 0 LOB: 0 BB: 0 P: 14	R: 0 E: 0 K: 0 S: 9	H: 0 LOB: 1 BB: 1 P: 13	1B: 8 2B: 0 3B: 0 HR: 0	SF: 0 SAC: 1 DP: 0 HBP: 0	WP: 0 PB: 0 SB: 0 CS: 0	PA: 37
PITCHER	IP WLS BF H R ER SO BB IBB HBP BLK WP HR S P ERA WHIP																					
Frank Viola, L (1, 1) ERA: 2.5	8.0 W 33 8 1 1 8 1 0 0 0 0 0 0 86 129 1.12 1.125																					
Jeff Innis, R (9, 1) ERA: 3.6	1.0 4 0 0 0 0 1 0 0 0 0 0 0 9 13 0.00 1.000																					

Philadelphia Phillies @ New York Mets
 Shea Stadium, Flushing, NY
 Fri Jun 22 1990, 7:05 PM EDT
 Att. 43,587 - Unknown - 80 F

livebaseballscorecards.com

AB	34
R	1
H	8
RBI	1
BB	2
SO	8
LOB	18



Batter	1	2	3	4	5	6	7	8	9	AB	R	H	RBI	BB	SO	LOB
Howard Johnson, S OBP: 0.282, SLG: 0.427 (1, 5)	1-0 F9	1-2 1B 2B		3-3 K		2-1 P3				4	1	1	0	0	1	0
Dave Magadan, L OBP: 0.456, SLG: 0.482 (1, 3)	4-1 1B BB	3-1 WP 1B BB 2-H 3-H		3-2 G4-3			3-3 K			3	2	1	2	1	1	0
Gregg Jefferies, S OBP: 0.363, SLG: 0.500 (1, 4)	2-0 1B 1-2 1B	1-0 BB WP 1B		2-1 1B			0-0 F7			4	0	3	0	0	0	0
Darryl Strawberry, L OBP: 0.397, SLG: 0.519 (1, 9)	1-1 G5-4-3 1B 1-2 2-H	4-0 BB 1B 1-2 2-3 BB		2-0 L4			2-2 F8			3	0	1	1	1	0	1
Kevin McReynolds, R OBP: 0.365, SLG: 0.490 (1, 7)	1-1 G5-4-3 1-2f	4-2 BB 1-2 2-3 3-H			2-1 F8			0-0 L8		3	0	0	1	1	0	2
Daryl Boston, L OBP: 0.356, SLG: 0.516 (1, 8)						3-2 P5		2-1 F7		4	1	1	0	0	0	3
Mackey Sasser, L OBP: 0.359, SLG: 0.368 (1, 2)		0-0 L7	0-1 G4-3			0-1 F7		0-0 2B		4	0	1	0	0	0	1
Kevin Elster, R OBP: 0.261, SLG: 0.330 (1, 6)		0-0 F9	1-2 F9				1-2 L9		2-3 K	4	0	0	0	0	1	2
Frank Viola, L OBP: 0.176, SLG: 0.176 Jeff Innis, R (9, 1)		0-0 E1 2B 1B 1-H	0-3 K				1-3 K			3	1	1	0	0	2	0
										0	0	0	0	0	0	0

Inning Stats	R: 1	H: 2	E: 0	K: 0	S: 7	LOB: 1	BB: 1	P: 16	R: 4	H: 5	E: 1	K: 0	S: 20	LOB: 3	BB: 2	P: 37	R: 0	H: 0	E: 0	K: 1	S: 8	LOB: 0	BB: 0	P: 9	R: 0	H: 1	E: 0	K: 1	S: 10	LOB: 1	BB: 0	P: 20	R: 0	H: 0	E: 0	K: 0	S: 7	LOB: 0	BB: 0	P: 12	R: 0	H: 0	E: 0	K: 1	S: 8	LOB: 0	BB: 0	P: 12	R: 0	H: 1	E: 0	K: 1	S: 7	LOB: 1	BB: 0	P: 11	R: 0	H: 0	E: 0	K: 1	S: 10	LOB: 0	BB: 0	P: 15	R: 0	H: 1	E: 0	K: 1	S: 7	LOB: 1	BB: 0	P: 11
--------------	------	------	------	------	------	--------	-------	-------	------	------	------	------	-------	--------	-------	-------	------	------	------	------	------	--------	-------	------	------	------	------	------	-------	--------	-------	-------	------	------	------	------	------	--------	-------	-------	------	------	------	------	------	--------	-------	-------	------	------	------	------	------	--------	-------	-------	------	------	------	------	-------	--------	-------	-------	------	------	------	------	------	--------	-------	-------


PITCHER	IP	WLS	BF	H	R	ER	SO	BB	IBB	HBP	BLK	WP	HR	S	P	ERA	WHIP
Ken Howell, R ERA: 3.76 (1, 1)	1.2	L	12	7	5	5	0	1	0	0	0	0	0	18	33	27.00	4.800
Dennis Cook, L ERA: 3.46 (2, 1)	1.1		6	0	0	0	1	2	0	0	0	1	0	17	29	0.00	1.500
Don Carman, L ERA: 2.98 (4, 1)	3.0		10	1	0	0	2	0	0	0	0	0	0	25	44	0.00	0.333
Jeff Parrett, R ERA: 5.63 (7, 1)	2.0		7	1	0	0	2	0	0	0	0	0	0	17	26	0.00	0.500

BOTTOM

Philadelphia Phillies @ New York Mets
Shea Stadium, Flushing, NY

Fri Jun 22 1990, 7:05 PM EDT
Att: 43,587 - Unknown - 80 F

AB	32
R	5
H	9
RBI	4
BB	3
SO	5
LOB	9



WP	HR	S	P	ERA	WHIP
1	0	1	11	27.00	4.800
0	0	0	11	0.00	1.500
0	0	0	11	0.00	0.333
0	0	0	11	0.00	0.500

Batter	1	2	3	4	5	6	7	8	9	AB R H RBI BB SO LOB	TOP																													
Lenny Dykstra, L (1, 8) OBP: 0.463, SLG: 0.494	2-3 K		0-0 G3			0-0 F7		0-2 F8		4 0 0 0 0 1 0																														
Tom Herr, S (1, 4) OBP: 0.322, SLG: 0.363	3-1 G3			0-0 L6		1-2 G6-3			1-2 G4-3	4 0 0 0 0 0 0																														
Von Hayes, L (1, 9) OBP: 0.413, SLG: 0.480	3-2 F8			3-1 P5			3-2 G4-3		2-3 K	4 0 0 0 0 1 0																														
Ron Jones, L (1, 7) OBP: 0.365, SLG: 0.522		4-2 G4-6-3 BB		0-1 F8			3-2 E5 1B		1-3 K	3 0 0 0 1 1 0																														
John Kruk, L (1, 3) OBP: 0.369, SLG: 0.410		1-1 SAFE G4-6-3 1-2f		1-1 2B			1-1 SAFE FC6-4 1B			3 0 2 0 0 0 1																														
Charlie Hayes, R (1, 5) OBP: 0.315, SLG: 0.379		4-2 BB		0-2 G6-3			2-3 K			2 0 0 0 1 1 3																														
Dickie Thon, R (1, 6) OBP: 0.306, SLG: 0.313		0-0 F8		0-3 K			0-0 FC6-4 1-2f			3 0 0 0 0 1 4																														
Darren Daulton, L (1, 2) OBP: 0.351, SLG: 0.318			1-2 G4-3		1-1 G1-3			0-0 G4-3		3 0 0 0 0 0 1																														
Pat Combs, L (1, 1) OBP: 0.240, SLG: 0.217			0-3 K			0-2 G4-3		2-3 K		2 0 0 0 0 1 0																														
Darrel Akerfelds, R (6, 1)										0 0 0 0 0 0 0																														
Randy Ready, R (8, PH) OBP: 0.356, SLG: 0.372										1 0 0 0 0 1 0																														
Roger McDowell, R (8, 1)										0 0 0 0 0 0 0																														
Inning Stats	R: 0 E: 0 K: 1 S: 10	H: 0 LOB: 0 BB: 0 P: 18	R: 0 E: 0 K: 0 S: 12	H: 0 LOB: 1 BB: 2 P: 21	R: 0 E: 0 K: 1 S: 7	H: 0 LOB: 0 BB: 0 P: 8	R: 0 E: 0 K: 0 S: 5	H: 0 LOB: 0 BB: 0 P: 8	R: 0 E: 0 K: 1 S: 12	H: 1 LOB: 1 BB: 0 P: 14	R: 0 E: 0 K: 0 S: 7	H: 0 LOB: 0 BB: 0 P: 8	R: 0 E: 1 K: 1 S: 14	H: 1 LOB: 2 BB: 0 P: 23	R: 0 E: 0 K: 1 S: 8	H: 0 LOB: 0 BB: 0 P: 10	R: 0 E: 0 K: 2 S: 10	H: 0 LOB: 0 BB: 0 P: 14	1B: 1 2B: 1 3B: 0 HR: 0	SF: 0 SAC: 0 DP: 1 HBP: 0	WP: 0 PB: 0 SB: 0 CS: 0	PA: 31																		
PITCHER Dwight Gooden, R (1, 1) ERA: 4.23	IP 9.0	WLS W	BF 31	H 2	R 0	ER 0	SO 7	BB 2	IBB 0	HBP 0	BLK 0	WP 0	HR 0	S 85	P 124	ERA 0.00	WHIP 0.444						PITCHER	IP 9.0	WLS W	BF 31	H 2	R 0	ER 0	SO 7	BB 2	IBB 0	HBP 0	BLK 0	WP 0	HR 0	S 85	P 124	ERA 0.00	WHIP 0.444

Philadelphia Phillies @ New York Mets
Shea Stadium, Flushing, NY

Sat Jun 23 1990, 7:05 PM EDT
Att. 45,661 - Unknown - 85 F

livebaseballscorecards.com

AB 29
R 0
H 2
RBI 0
BB 2
SO 7
LOB 9



Batter	1	2	3	4	5	6	7	8	9	AB	R	H	RBI	BB	SO	LOB
Mark Carreon, R OBP: 0.337, SLG: 0.579 (1, 8)	G4-3 BB		G4-3 BB		G4-3 1B		G3			2	0	1	1	2	0	0
Dave Magadan, L OBP: 0.443, SLG: 0.466 (1, 3)	G4-3		L3		F9		K			4	0	0	0	0	1	4
Gregg Jefferies, S OBP: 0.361, SLG: 0.494 (1, 4)	G4-3		F7			HR BB	G4-3			3	1	0	0	1	0	3
Darryl Strawberry, L OBP: 0.395, SLG: 0.528 (1, 9)	G3			F7		HR		K		4	1	1	2	0	1	1
Kevin McReynolds, R OBP: 0.367, SLG: 0.488 (1, 7)		G5-3		G5-3		BB BB		1B 1B		3	0	1	0	1	0	0
Howard Johnson, S OBP: 0.285, SLG: 0.426 (1, 5)		P3		P5		SAFE BB		1B 1B		3	0	1	0	1	0	0
Kevin Elster, R OBP: 0.265, SLG: 0.333 (1, 6)			F8		SH3-4 1B		P5			4	1	2	0	0	0	2
Orlando Mercado, R OBP: 0.303, SLG: 0.448 (1, 2)			G5-3		F4		F8			4	0	0	0	0	1	5
Dwight Gooden, R OBP: 0.206, SLG: 0.323 (1, 1)			BB 1B		SH3-4		P6			2	0	1	0	0	0	2


Inning Stats	R: 0	H: 0	E: 0	K: 0	S: 12	R: 0	H: 0	E: 0	K: 0	S: 5	R: 0	H: 1	E: 0	K: 0	S: 9	R: 0	H: 0	E: 0	K: 0	S: 4	R: 1	H: 2	E: 0	K: 0	S: 15	R: 2	H: 1	E: 0	K: 0	S: 15	R: 0	H: 0	E: 0	K: 1	S: 8	R: 0	H: 3	E: 0	K: 2	S: 11					
	LOB: 1	BB: 1	LOB: 0	BB: 0		LOB: 2	BB: 1	LOB: 0	BB: 0		LOB: 1	BB: 0	LOB: 2	BB: 3		LOB: 0	BB: 0	LOB: 0	BB: 0		LOB: 1	BB: 0	LOB: 2	BB: 0		LOB: 0	BB: 0	LOB: 0	BB: 0		LOB: 0	BB: 0	LOB: 2	BB: 0		LOB: 0	BB: 0	LOB: 0	BB: 0		LOB: 0	BB: 0	LOB: 0	BB: 0	

PITCHER	IP	WLS	BF	H	R	ER	SO	BB	IBB	HBP	BLK	WP	HR	S	P	ERA	WHIP
Pat Combs, L ERA: 4.5 (1, 1)	5.0	L	24	4	3	3	0	5	0	0	0	0	1	55	102	5.40	1.800
Darrel Akerfelds, R ERA: 2.06 (6, 1)	2.0		6	0	0	0	1	0	0	0	0	0	0	13	21	0.00	0.000
Roger McDowell, R ERA: 6.0 (8, 1)	1.0		5	3	0	0	2	0	0	0	0	0	0	11	15	0.00	3.000

BOTTOM

Philadelphia Phillies @ New York Mets
 Shea Stadium, Flushing, NY
 Sat Jun 23 1990, 7:05 PM EDT
 Att: 45,661 - Unknown - 85 F

AB	29
R	3
H	7
RBI	3
BB	5
SO	3
LOB	17



WP	HR	S	P	ERA	WHIP
0	0	0	0	0.00	1.800
0	0	0	0	0.00	0.000
0	0	0	0	0.00	3.000

Batter	1	2	3	4	5	6	7	8	9	AB R H RBI BB SO LOB	TOP														
Lenny Dykstra, L (1, 8) OBP: 0.462, SLG: 0.488	1-0 G4-3		4-2 B CS BB		4-1 S 2B BB		3-2 G6-3		2-2 G6-3	3 1 0 0 2 0 0															
Randy Ready, R (1, 4) OBP: 0.352, SLG: 0.366	2-0 F7		1-1 BB 1B		1-0 L7		2-0 P3			4 1 1 0 0 0 1															
Don Carman, L (7, 1) OBP: 0.375, SLG: 0.375			1-2 HR							0 0 0 0 0 0 0															
Darren Daulton, L (9, 2) OBP: 0.351, SLG: 0.318										0 0 0 0 0 0 0															
Roger McDowell, R (9, 1)										0 0 0 0 0 0 0															
Von Hayes, L (1, 9) OBP: 0.410, SLG: 0.472	3-2 G6-3		4-2 HR BB		3-1 F7		0-2 F9			3 1 0 0 1 0 1															
Carmelo Martinez, R (1, 3) OBP: 0.344, SLG: 0.488		1-2 G6-3	0-0 HR		2-1 2B			4-2 FC6-4 BB		3 1 2 4 0 0 0															
John Kruk, L (5, PR) OBP: 0.372, SLG: 0.410			1-H 2-H		1-H					0 0 0 0 1 0 0															
Charlie Hayes, R (1, 5) OBP: 0.318, SLG: 0.385		1-2 2B G6-3 1B	2-2 2B		0-0 F8			0-0 F9		4 1 2 0 0 0 2															
Dickie Thon, R (1, 6) OBP: 0.305, SLG: 0.316		0-2 2B	2-1 G6-3			2-3 K		1-2 FC6-4 FC5 WP 1-2f		4 0 1 0 0 1 2															
Jim Vatcher, R (1, 7) OBP: 0.387, SLG: 0.345		0-0 G6-3		0-0 G4-3		4-2 FC5-4 BB		3-2 FC5		3 0 0 1 1 0 2															
Steve Lake, R (1, 2) OBP: 0.262, SLG: 0.246		0-1 G6-3		1-0 G1-3		1-0 FC5-4 1-2f			0-3 K	4 0 0 0 0 1 2															
Marvin Freeman, R (1, 1)			1-3 K		2-3 K		2-3 K		1-2 G4-3	2 0 0 0 0 2 0															
Dave Hollins, S (6, PH) OBP: 0.277, SLG: 0.405										1 0 0 0 0 1 1															
Dennis Cook, L (6, 1) OBP: 0.280, SLG: 0.400										0 0 0 0 0 0 0															
Jeff Parrett, R (7, 1)										0 0 0 0 0 0 0															
Tom Herr, S (7, 4) OBP: 0.320, SLG: 0.362										1 0 0 0 0 0 0															
Inning Stats	R: 0 E: 0 K: 0 S: 8	H: 0 LOB: 0 BB: 0 P: 14	R: 1 E: 0 K: 0 S: 14	H: 2 LOB: 1 BB: 0 P: 16	R: 3 E: 0 K: 1 S: 21	H: 3 LOB: 1 BB: 2 P: 35	R: 0 E: 0 K: 1 S: 5	H: 0 LOB: 0 BB: 0 P: 8	R: 1 E: 0 K: 0 S: 7	H: 1 LOB: 1 BB: 1 P: 17	R: 0 E: 0 K: 2 S: 10	H: 0 LOB: 1 BB: 1 P: 19	R: 0 E: 0 K: 0 S: 7	H: 0 LOB: 0 BB: 0 P: 12	R: 0 E: 0 K: 0 S: 10	H: 0 LOB: 1 BB: 1 P: 18	R: 0 E: 0 K: 1 S: 11	H: 0 LOB: 0 BB: 0 P: 14	1B: 2 2B: 3 3B: 0 HR: 1	SF: 0 SAC: 0 DP: 0 HBP: 0	WP: 1 PB: 0 SB: 1 CS: 1	PA: 37			
PITCHER	IP WLS BF H R ER SO BB IBB HBP BLK WP HR S P ERA WHIP																								
Bob Ojeda, L (1, 1) ERA: 3.53	4.2		22	6	5	5	2	3	0	0	0	0	1	54	89	9.64	1.929								
Wally Whitehurst, R (5, 1) ERA: 1.96	1.1		5	0	0	0	2	1	0	0	0	0	0	11	20	0.00	0.750								
Jeff Musselman, L (7, 1) ERA: 4.66	2.0		7	0	0	0	0	1	0	0	0	1	0	17	30	0.00	0.500								
Jeff Innis, R (9, 1) ERA: 3.0	1.0	W	3	0	0	0	1	0	0	0	0	0	0	11	14	0.00	0.000								

Philadelphia Phillies @ New York Mets
Shea Stadium, Flushing, NY
Sun Jun 24 1990, 3:33 AM EDT
Att. 47,836 - Cloudy - 80 F

livebaseballscorecards.com

AB	32
R	5
H	6
RBI	5
BB	5
SO	5
LOB	11



BOTTOM

Philadelphia Phillies @ New York Mets
Shea Stadium, Flushing, NY
Sun Jun 24 1990, 3:33 AM EDT
Att. 47,836 - Cloudy - 80 F

livebaseballscorecards.com

AB	38
R	6
H	11
RBI	6
BB	4
SO	6
LOB	22



WP:	1	PA:	43
PB:	0	SB:	0
CS:	1		

AB	5	R	1	H	2	RBI	0	BB	0	SO	0	LOB	2
----	---	---	---	---	---	-----	---	----	---	----	---	-----	---

AB	4	R	3	H	2	RBI	0	BB	1	SO	0	LOB	1
----	---	---	---	---	---	-----	---	----	---	----	---	-----	---

AB	5	R	2	H	3	RBI	4	BB	0	SO	0	LOB	1
----	---	---	---	---	---	-----	---	----	---	----	---	-----	---

AB	3	R	0	H	1	RBI	0	BB	1	SO	0	LOB	2
----	---	---	---	---	---	-----	---	----	---	----	---	-----	---

AB	4	R	0	H	0	RBI	0	BB	1	SO	1	LOB	5
----	---	---	---	---	---	-----	---	----	---	----	---	-----	---

AB	2	R	0	H	0	RBI	0	BB	1	SO	1	LOB	0
----	---	---	---	---	---	-----	---	----	---	----	---	-----	---

AB	2	R	0	H	0	RBI	0	BB	0	SO	1	LOB	5
----	---	---	---	---	---	-----	---	----	---	----	---	-----	---

AB	3	R	0	H	1	RBI	0	BB	0	SO	0	LOB	1
----	---	---	---	---	---	-----	---	----	---	----	---	-----	---

AB	1	R	0	H	0	RBI	0	BB	0	SO	0	LOB	0
----	---	---	---	---	---	-----	---	----	---	----	---	-----	---

AB	0	R	0	H	0	RBI	0	BB	0	SO	0	LOB	0
----	---	---	---	---	---	-----	---	----	---	----	---	-----	---

AB	1	R	0	H	1	RBI	2	BB	0	SO	0	LOB	0
----	---	---	---	---	---	-----	---	----	---	----	---	-----	---

AB	2	R	0	H	0	RBI	0	BB	0	SO	1	LOB	2
----	---	---	---	---	---	-----	---	----	---	----	---	-----	---

AB	2	R	0	H	1	RBI	0	BB	0	SO	0	LOB	0
----	---	---	---	---	---	-----	---	----	---	----	---	-----	---

AB	2	R	0	H	0	RBI	0	BB	0	SO	0	LOB	1
----	---	---	---	---	---	-----	---	----	---	----	---	-----	---

AB	0	R	0	H	0	RBI	0	BB	0	SO	0	LOB	0
----	---	---	---	---	---	-----	---	----	---	----	---	-----	---

AB	1	R	0	H	0	RBI	0	BB	1	SO	0	LOB	2
----	---	---	---	---	---	-----	---	----	---	----	---	-----	---

AB	0	R	0	H	0	RBI	0	BB	0	SO	0	LOB	0
----	---	---	---	---	---	-----	---	----	---	----	---	-----	---

AB	1	R	0	H	0	RBI	0	BB	1	SO	0	LOB	0
----	---	---	---	---	---	-----	---	----	---	----	---	-----	---

AB	1	R	0	H	0	RBI	0	BB	0	SO	1	LOB	0
----	---	---	---	---	---	-----	---	----	---	----	---	-----	---

AB	1B:	8	SF:	0
	2B:	1	SAC:	0
	3B:	1	DP:	0
	HR:	1	HBP:	1

AB	2	R	0	H	0	RBI	0	BB	0	SO	0	LOB	0
----	---	---	---	---	---	-----	---	----	---	----	---	-----	---

AB	0	R	0	H	0	RBI	0	BB	0	SO	0	LOB	0
----	---	---	---	---	---	-----	---	----	---	----	---	-----	---

AB	0	R	0	H	0	RBI	0	BB	0	SO	0	LOB	0
----	---	---	---	---	---	-----	---	----	---	----	---	-----	---

AB	0	R	0	H	0	RBI	0	BB	0	SO	0	LOB	0
----	---	---	---	---	---	-----	---	----	---	----	---	-----	---

AB	1	R	0	H	0	RBI	0	BB	0	SO	1	LOB	0
----	---	---	---	---	---	-----	---	----	---	----	---	-----	---

Batter	1	2	3	4	5	6	7	8	9
Howard Johnson, S OBP: 0.287, SLG: 0.430	3-1 G4-3		0-1 F8		0-1 G6-3 2B	2-2 F7			1-2 1B 1B
Dave Magadan, L OBP: 0.448, SLG: 0.484	2-2 G6-3 3B		4-2 HR BB		2-2 G6-3		2-2 F8		2-2 BB 1B 1B
Gregg Jefferies, S OBP: 0.366, SLG: 0.508	2-1 G6-3		1-0 1-H HR		1-1 F7		0-0 BB 1B		1-0 1B BB 1B
Darryl Strawberry, L OBP: 0.398, SLG: 0.525	0-1 L8		1-2 1B		3-0 HBP		4-0 BB		0-0 F8
Kevin McReynolds, R OBP: 0.364, SLG: 0.479		1-3 K	1 SAFE 3-2 L8		0-0 F8		3-2 L8		4-0 1B BB
Daryl Boston, L OBP: 0.355, SLG: 0.508		2-2 F7		4-1 CS BB		1-3 K	0-0 G2-3		1-3 K
Mark Carreon, R OBP: 0.330, SLG: 0.567									
Mackey Sasser, L OBP: 0.358, SLG: 0.367		0-0 E3		2-2 E6 WP		3-2 1B 1B		3-2 P3	1-1 1B
Keith Miller, R OBP: 0.325, SLG: 0.356									1-2 2-H 3-H
Jeff Innis, R									
Tim Teufel, R OBP: 0.279, SLG: 0.351									
Kevin Elster, R OBP: 0.263, SLG: 0.330		3-3 K		1-2 P3		1-0 1B		2-2 F7	
Tom O'Malley, L OBP: 0.325, SLG: 0.568									
Bob Ojeda, L OBP: 0.160, SLG: 0.100			1-1 G6-3		2-1 G4-3		1-3 K		0-3 K
Wally Whitehurst, R OBP: 0.333, SLG: 0.333									
Mike Marshall, R OBP: 0.293, SLG: 0.432									
Jeff Musselman, L									
Orlando Mercado, R OBP: 0.294, SLG: 0.433									

Inning Stats	R: 1 H: 1 E: 0 K: 0 S: 9	H: 1 LOB: 0 BB: 0 P: 16	R: 0 H: 0 E: 1 K: 2 S: 10	H: 0 LOB: 1 BB: 0 P: 16	R: 2 H: 2 E: 0 K: 0 S: 14	H: 2 LOB: 1 BB: 1 P: 24	R: 0 H: 0 E: 1 K: 0 S: 9	H: 0 LOB: 1 BB: 1 P: 18	R: 0 H: 1 E: 0 K: 0 S: 8	H: 1 LOB: 2 BB: 0 P: 14	R: 0 H: 2 E: 0 K: 2 S: 15	H: 2 LOB: 2 BB: 0 P: 23	R: 0 H: 1 E: 0 K: 0 S: 8	H: 1 LOB: 2 BB: 1 P: 17	R: 0 H: 0 E: 0 K: 1 S: 13	H: 0 LOB: 0 BB: 0 P: 18	R: 3 H: 4 E: 0 K: 1 S: 13	H: 4 LOB: 2 BB: 1 P: 23
--------------	--------------------------	-------------------------	---------------------------	-------------------------	---------------------------	-------------------------	--------------------------	-------------------------	--------------------------	-------------------------	---------------------------	-------------------------	--------------------------	-------------------------	---------------------------	-------------------------	---------------------------	-------------------------

PITCHER	IP	WLS	BF	H	R	ER	SO	BB	IBB	HBP	BLK	WP	HR	S	P	ERA	WHIP
Marvin Freeman, R ERA: 4.24	(1, 1)	5.0	23	4	3	3	2	2	0	1	0	1	1	50	88	5.40	1.200
Dennis Cook, L ERA: 3.4	(6, 1)	1.1	8	3	0	0	2	1	0	0	0	0	0	19	33	0.00	3.000
Jeff Parrett, R ERA: 5.59	(7, 1)	0.1	1	0	0	0	0	0	0	0	0	0	0	3	6	0.00	0.000
Don Carman, L ERA: 3.28	(7, 1)	1.1	6	2	2	2	1	0	0	0	0	0	0	20	28	13.50	1.500
Roger McDowell, R ERA: 6.14	(9, 1)	0.2	L 5	2	1	1	1	1	0	0	0	0	0	7	14	13.50	4.500

PITCHER	IP	WLS	BF	H	R	ER	SO	BB	IBB	HBP	BLK	WP	HR	S	P	ERA	WHIP
---------	----	-----	----	---	---	----	----	----	-----	-----	-----	----	----	---	---	-----	------

Batter	1	2	3	4	5	6	7	8	9	AB R H RBI BB SO LOB	TOP
Lenny Dykstra, L (1, 8) OBP: 0.459, SLG: 0.484	1-1 F7		0-1 S 1B		1-1 P4			1-0 G3-1		4 0 1 0 0 0 0	
Tom Herr, S (1, 4) OBP: 0.315, SLG: 0.356	2-3 K		1-1 P7			2-1 G3-1		1-2 P5		4 0 0 0 0 1 1	
Von Hayes, L (1, 9) OBP: 0.404, SLG: 0.463	2-2 F7		0-3 K			0-1 4-3		1-1 F8		4 0 0 0 0 1 1	
Charlie Hayes, R (1, 5) OBP: 0.321, SLG: 0.387		1-1 CS 1B	2-2 P4			1-3 K		0-2 1B		4 0 2 0 0 1 1	
John Kruk, L (1, 3) OBP: 0.366, SLG: 0.402		3-0 L7		2-2 4-3			0-1 4-3		3-3 K	4 0 0 0 0 1 2	
Ron Jones, L (1, 7) OBP: 0.364, SLG: 0.500		4-2 2B BB		1-2 P6			2-0 L3			2 0 0 0 1 0 0	
Dickie Thon, R (1, 6) OBP: 0.305, SLG: 0.321		2-2 2B		1-3 K			3-3 K			3 0 1 0 0 2 0	
Darren Daulton, L (1, 2) OBP: 0.351, SLG: 0.314		4-0 IBB			1-3 K			1-0 G3		2 0 0 0 1 1 0	
Jose De Jesus, R (1, 1) Dennis Cook, L (4, 1) Rod Booker, L (8, PH) Jeff Parrett, R (8, 1)		1-3 K			1-0 F8			0-3 K		1 0 0 0 0 1 3 1 0 0 0 0 0 0 1 0 0 0 0 1 0 0 0 0 0 0 0 0	
Inning Stats	R: 0 E: 0 K: 1 S: 9 H: 0 LOB: 0 BB: 0 P: 14	R: 0 E: 0 K: 1 S: 12 H: 2 LOB: 3 BB: 2 P: 27	R: 0 E: 0 K: 1 S: 11 H: 1 LOB: 1 BB: 0 P: 13	R: 0 E: 0 K: 1 S: 9 H: 0 LOB: 0 BB: 0 P: 13	R: 0 E: 0 K: 1 S: 6 H: 0 LOB: 0 BB: 0 P: 9	R: 0 E: 0 K: 1 S: 7 H: 0 LOB: 0 BB: 0 P: 10	R: 0 E: 0 K: 1 S: 6 H: 0 LOB: 0 BB: 0 P: 11	R: 0 E: 0 K: 1 S: 5 H: 0 LOB: 0 BB: 0 P: 7	R: 0 E: 0 K: 1 S: 12 H: 1 LOB: 1 BB: 0 P: 17	1B: 3 2B: 1 3B: 0 HR: 0 SF: 0 SAC: 0 DP: 0 HBP: 0	WP: 0 PB: 0 SB: 1 CS: 1 PA: 32
PITCHER Rick Reed, R (1, 1) ERA: 1.45	IP: 9.0 WLS: W BF: 32 H: 4 R: 0 ER: 0 SO: 9 BB: 1 IBB: 1 HBP: 0 BLK: 0 WP: 0 HR: 0 S: 77 P: 121 ERA: 0.00 WHIP: 0.556										

Philadelphia Phillies @ Pittsburgh Pirates
 Three Rivers Stadium, Pittsburgh, PA
 Mon Jun 25 1990, 7:05 PM EDT
 Att. 29,369 - Unknown - 75 F

livebaseballscorecards.com

AB	30
R	0
H	4
RBI	0
BB	2
SO	9
LOB	8



Batter	1	2	3	4	5	6	7	8	9
Wally Backman, S (1, 5) <small>OBP: 0.362, SLG: 0.409</small> Jeff King, R (8, 5) <small>OBP: 0.268, SLG: 0.311</small>	4-0 SH3-4 WP BB	1-0 4-3		2-2 L7			2-1 P9		
Jay Bell, R (1, 6) <small>OBP: 0.337, SLG: 0.400</small>	0-0 SH3-4 1-2		2-3 K		0-2 F9			1-1 F9	
Andy Van Slyke, L (1, 8) <small>OBP: 0.383, SLG: 0.460</small>	1-2 4-3 2-3		4-1 G1-6-3 BB		1-0 G3			1-1 P6	
Bobby Bonilla, S (1, 9) <small>OBP: 0.311, SLG: 0.548</small>	2-3 K 3-H		0-0 G1-6-3 1-2f		2-2 F7			3-0 F8	
Barry Bonds, L (1, 7) <small>OBP: 0.423, SLG: 0.634</small>		0-1 1B 2B		4-1 CS WP BB		3-1 G3			
Sid Bream, L (1, 3) <small>OBP: 0.352, SLG: 0.433</small>		3-1 FC1-5 BB 2-H 1B		4-1 E 1B 3B BB		2-2 G3			
Michael LaValliere, L (1, 2) <small>OBP: 0.395, SLG: 0.356</small>		4-0 FC1-5 BB 1-2		2-2 E9 3B 1B		0-0 4-3			
Jose Lind, R (1, 4) <small>OBP: 0.348, SLG: 0.394</small>		2-3 K		2-0 SF7 3B 1-H 3-H			0-0 5-3		
Rick Reed, R (1, 1)		1-1 FC1-5 1-2 2-3f		0-1 SF7 3-H			1-0 P3		

AB	R	H	RBI	BB	SO	LOB
3	1	0	0	1	0	2
0	0	0	0	0	0	0
3	0	0	0	0	1	0
3	0	0	0	1	0	1
4	0	0	0	0	1	1
2	1	1	0	1	0	0
2	1	1	1	1	0	0
2	1	1	0	1	0	0
3	1	1	2	0	1	2
2	0	0	1	0	0	2

BOTTOM

Philadelphia Phillies @ Pittsburgh Pirates
 Three Rivers Stadium, Pittsburgh, PA
 Mon Jun 25 1990, 7:05 PM EDT
 Att: 29,369 - Unknown - 75 F

livebaseballscorecards.com

AB	24
R	5
H	4
RBI	4
BB	5
SO	3
LOB	8



1B: 2	SF: 1
2B: 1	SAC: 1
3B: 1	DP: 1
HR: 0	HBP: 0

WP: 2	PA: 31
PB: 0	SB: 0
CS: 1	

Inning Stats	R	H	E	K	S	R	H	E	K	S	R	H	E	K	S	R	H	E	K	S	R	H	E	K	S	R	H	E	K	S	R	H	E	K	S	
Jose De Jesus, R (1, 1) <small>ERA: 2.65</small>	3.0	0	0	1	15	2	4	0	0	4	3	5	0	0	0	0	0	0	0	0	2	0	27	59	12.00	2.333										
Dennis Cook, L (4, 1) <small>ERA: 3.45</small>	4.0	0	0	1	13	2	1	0	0	0	0	0	0	0	0	0	0	0	0	0	0	27	44	2.25	0.500											
Jeff Parrett, R (8, 1) <small>ERA: 5.48</small>	1.0	0	0	0	3	0	0	0	0	0	0	0	0	0	0	0	0	0	0	0	5	10	0.00	0.000												

PITCHER	IP	WLS	BF	H	R	ER	SO	BB	IBB	HBP	BLK	WP	HR	S	P	ERA	WHIP
Jose De Jesus, R (1, 1) <small>ERA: 2.65</small>	3.0	0	15	2	4	0	4	3	5	0	0	0	0	27	59	12.00	2.333
Dennis Cook, L (4, 1) <small>ERA: 3.45</small>	4.0	0	13	2	1	0	0	0	0	0	0	0	0	27	44	2.25	0.500
Jeff Parrett, R (8, 1) <small>ERA: 5.48</small>	1.0	0	3	0	0	0	0	0	0	0	0	0	0	5	10	0.00	0.000

Batter	1	2	3	4	5	6	7	8	9	AB R H RBI BB SO LOB	TOP																	
Lenny Dykstra, L (1, 8) OBP: 0.457, SLG: 0.480	2-2 F7		2-0 P4			2-0 G3		1-0 1B 1B		4 0 1 0 0 0 0																		
Tom Herr, S (1, 4) OBP: 0.318, SLG: 0.358	0-2 1B			2-2 G3-1		1-2 F9		0-0 1B 1-2 1B		4 0 2 0 0 0 0																		
Von Hayes, L (1, 9) OBP: 0.398, SLG: 0.454	0-3 SAFE K			0-3 K			0-0 F8	1-3 K		4 0 0 0 0 3 3																		
Randy Ready, R (1, 7) OBP: 0.351, SLG: 0.376 Ron Jones, L (9, PH) OBP: 0.375, SLG: 0.500 Jim Vatcher, R (9, PR) OBP: 0.387, SLG: 0.345	2-3 K			0-2 F7			0-1 1B 2B	4-1 BB		3 0 1 0 0 1 1 0 0 0 0 1 0 0 0 0 0 0 0 0 0																		
John Kruk, L (1, 3) OBP: 0.364, SLG: 0.396		1-2 G4-3			4-1 BB		0-1 G6-3	1-3 K		3 0 0 0 1 1 2																		
Dickie Thon, R (1, 6) OBP: 0.305, SLG: 0.320		1-3 K			0-0 F8		0-0 2B 1B	1-3 K		4 0 1 0 0 2 2																		
Dave Hollins, S (1, 5) OBP: 0.260, SLG: 0.378 Charlie Hayes, R (9, PH) OBP: 0.319, SLG: 0.386		0-1 G6-3			0-1 P6		3-2 F7	1-1 F9		3 0 0 0 0 0 3 1 0 0 0 0 0 1																		
Darren Daulton, L (1, 2) OBP: 0.346, SLG: 0.309			3-2 F9		1 SAFE 2-2 G4-3			0-2 G3		3 0 0 0 0 0 1																		
Bruce Ruffin, S (1, 1) OBP: 0.188, SLG: 0.103			1-2 G4-3			0-0 G4-3		0-0 G4-3		3 0 0 0 0 0 0																		
Inning Stats	R: 0 E: 0 K: 2 S: 14	H: 1 LOB: 1 BB: 0 P: 18	R: 0 E: 0 K: 1 S: 8	H: 0 LOB: 0 BB: 0 P: 10	R: 0 E: 0 K: 0 S: 9	H: 0 LOB: 0 BB: 0 P: 15	R: 0 E: 0 K: 1 S: 9	H: 0 LOB: 0 BB: 0 P: 11	R: 0 E: 0 K: 0 S: 7	H: 0 LOB: 1 BB: 1 P: 13	R: 0 E: 0 K: 0 S: 7	H: 0 LOB: 0 BB: 0 P: 10	R: 0 E: 0 K: 0 S: 9	H: 2 LOB: 2 BB: 0 P: 12	R: 0 E: 0 K: 1 S: 9	H: 2 LOB: 2 BB: 0 P: 11	R: 0 E: 0 K: 2 S: 10	H: 0 LOB: 1 BB: 1 P: 17	1B: 4 2B: 1 3B: 0 HR: 0	SF: 0 SAC: 0 DP: 0 HBP: 0	WP: 0 PB: 0 SB: 0 CS: 0	PA: 34						
PITCHER	IP WLS BF H R ER SO BB IBB HBP BLK WP HR S P ERA WHIP																											
Bob Patterson, L (1, 1) ERA: 3.45	7.0		25	3	0	0	4	1	0	0	0	0	0	0	63	89	0.00	0.571										
Scott Ruskin, L (8, 1) ERA: 2.9	1.0	W	5	2	0	0	1	0	0	0	0	0	0	0	9	11	0.00	2.000										
Stan Belinda, R (9, 1) ERA: 3.12	1.0	S	4	0	0	0	2	1	0	0	0	0	0	0	10	17	0.00	1.000										

Philadelphia Phillies @ Pittsburgh Pirates
 Three Rivers Stadium, Pittsburgh, PA
 Tue Jun 26 1990, 7:05 PM EDT
 Att: 25,807 - Unknown

livebaseballscorecards.com

AB	32
R	0
H	5
RBI	0
BB	2
SO	7
LOB	13



Batter	1	2	3	4	5	6	7	8	9	AB	R	H	RBI	BB	SO	LOB
Gary Redus, R OBP: 0.331, SLG: 0.385 Stan Belinda, R (9, 1)	1-1 G6-3 ①		2-1 1B 1B			1-0 G5-3 ①		0-0 G5-3 ②		4	0	1	0	0	0	1
Jay Bell, R OBP: 0.339, SLG: 0.402 (1, 6)	0-1 F8 ②		1-0 1-2 1B			1-0 F8 ②		1-2 2-H 1B		4	0	2	1	0	0	0
Andy Van Slyke, L OBP: 0.385, SLG: 0.461 (1, 8)	1-2 1B ③		1-3 K ③			2-1 1B ③		1-1 F7 ③		4	0	2	0	0	1	3
Bobby Bonilla, S OBP: 0.308, SLG: 0.542 (1, 9)	1-2 P4 ③			1-1 F9 ①		0-0 F8 ③				3	0	0	0	0	0	2
Barry Bonds, L OBP: 0.418, SLG: 0.626 (1, 7)		0-0 F8 ①		1-0 F7 ②			1-1 G4-3 ①			3	0	0	0	0	0	0
Don Slaught, R OBP: 0.437, SLG: 0.600 (1, 2)		2-0 L6 ②		0-3 K ③			0-1 B1-3 ②			3	0	0	0	0	1	0
Jeff King, R OBP: 0.262, SLG: 0.304 (1, 5)		0-0 F9 ③			0-2 F8 ①		1-0 L7 ③			3	0	0	0	0	0	0
Jose Lind, R OBP: 0.348, SLG: 0.393 (1, 4)			1-1 F9 ①		1-1 G4-3 ②			0-0 SH3-4 1B 1B		3	1	1	0	0	0	0
Bob Patterson, R Scott Ruskin, R John Cangelosi, S Sid Bream, L (1, 1) (8, 1) (8, PH) (9, 3)			2-2 G4-3 ②		0-0 G4-3 ③			0-0 SH3-4 1-2		2	0	0	0	0	0	0
										0	0	0	0	0	0	0
										0	0	0	0	0	0	0
										0	0	0	0	0	0	0
Inning Stats	R: 0 H: 1 E: 0 LOB: 1 K: 0 BB: 0 S: 12 P: 15	R: 0 H: 0 E: 0 LOB: 0 K: 0 BB: 0 S: 3 P: 5	R: 0 H: 2 E: 0 LOB: 2 K: 1 BB: 0 S: 11 P: 18	R: 0 H: 0 E: 0 LOB: 0 K: 1 BB: 0 S: 7 P: 9	R: 0 H: 0 E: 0 LOB: 0 K: 0 BB: 0 S: 6 P: 7	R: 0 H: 1 E: 0 LOB: 1 K: 0 BB: 0 S: 5 P: 9	R: 0 H: 0 E: 0 LOB: 0 K: 0 BB: 0 S: 5 P: 7	R: 1 H: 2 E: 0 LOB: 1 K: 0 BB: 0 S: 8 P: 10		1B: 6 SF: 0 2B: 0 SAC: 1 3B: 0 DP: 0 HR: 0 HBP: 0	WP: 0 PA: 30 PB: 0 SB: 0 CS: 0					

BOTTOM

Philadelphia Phillies @ Pittsburgh Pirates
Three Rivers Stadium, Pittsburgh, PA
Tue Jun 26 1990, 7:05 PM EDT
Att. 25,807 - Unknown

livebaseballscorecards.com

AB	29
R	1
H	6
RBI	1
BB	0
SO	2
LOB	6



PITCHER	IP	WLS	BF	H	R	ER	SO	BB	IBB	HBP	BLK	WP	HR	S	P	ERA	WHIP
Bruce Ruffin, L ERA: 4.11 (1, 1)	8.0	L	30	6	1	1	2	0	0	0	0	0	0	57	80	1.12	0.750

Batter	1	2	3	4	5	6	7	8	9	AB R H RBI BB SO LOB	TOP																
Lenny Dykstra, L (1, 8) OBP: 0.452, SLG: 0.475	0-0 F7		0-0 F7	0-0 F6		0-0 CS 1B			0-0 1-3	5 0 1 0 0 0 1																	
Tom Herr, S (1, 4) OBP: 0.317, SLG: 0.356	0-0 F7		0-0 BB BB 1B	0-0 L4		0-0 CS 1-2		0-0 P3		4 1 1 0 0 0 1																	
Von Hayes, L (1, 9) OBP: 0.399, SLG: 0.450	0-0 F4		4-0 BB 1-2 BB		H 1-0 1B WP HBP			0-0 L3		2 1 0 0 1 0 0																	
Ron Jones, L (1, 7) OBP: 0.383, SLG: 0.490		0-3 K	4-0 BB 1-2 BB 2-3		X 0-0 CS 1-3 1B			0-0 F9		3 0 1 0 1 1 0																	
John Kruk, L (1, 3) OBP: 0.370, SLG: 0.397		0-3 K	4-0 BB 1-2 BB 2-3 3-H		B 4-0 BB 1-2 BB 3-H			0-0 L4-3 1B		2 0 1 1 2 1 0																	
Charlie Hayes, R (1, 5) OBP: 0.318, SLG: 0.383		0-0 1B 1B	0-0 F7		X 0-0 F4			0-0 L4-3 1-2		4 0 1 0 0 0 5																	
Dickie Thon, R (1, 6) OBP: 0.307, SLG: 0.327		0-0 1B 1-2		X 0-0 2B 2B	X 0-0 F7			0-0 F8		4 1 2 0 0 0 1																	
Darren Daulton, L (1, 2) OBP: 0.344, SLG: 0.313		0-0 F7		X 0-0 2B 2-H	X 0-0 F8			0-0 F9		4 0 1 1 0 0 2																	
Ken Howell, R (1, 1) OBP: 0.103, SLG: 0.107			0-0 5-3		0-3 K			0-3 K		3 0 0 0 0 1 1																	
Rod Booker, L (9, PH) OBP: 0.296, SLG: 0.298				0-0 6-3						1 0 0 0 0 1 0																	
Inning Stats	R: 0 E: 0 K: 0 S: 3	H: 0 LOB: 0 BB: 0 P: 3	R: 0 E: 0 K: 2 S: 9	H: 2 LOB: 2 BB: 0 P: 9	R: 1 E: 0 K: 0 S: 4	H: 1 LOB: 3 BB: 3 P: 16	R: 1 E: 0 K: 0 S: 5	H: 2 LOB: 1 BB: 0 P: 5	R: 1 E: 0 K: 0 S: 3	H: 1 LOB: 1 BB: 1 P: 8	R: 0 E: 0 K: 1 S: 5	H: 1 LOB: 0 BB: 0 P: 5	R: 0 E: 0 K: 0 S: 3	H: 0 LOB: 0 BB: 0 P: 3	R: 0 E: 0 K: 1 S: 5	H: 1 LOB: 0 BB: 0 P: 3	R: 0 E: 0 K: 1 S: 5	H: 0 LOB: 0 BB: 0 P: 5	1B: 6 2B: 3 3B: 0 HR: 0	SF: 0 SAC: 0 DP: 1 HBP: 1	WP: 1 PB: 0 SB: 0 CS: 2	PA: 38					
PITCHER	IP WLS BF H R ER SO BB IBB HBP BLK WP HR S P ERA WHIP																										
Walt Terrell, R (1, 1) ERA: 5.62	5.0		25	6	3	3	2	4	0	1	0	1	0	24	41	5.40	2.000										
Bob Kipper, L (6, 1) ERA: 4.74	2.0	W	6	1	0	0	1	0	0	0	0	0	0	8	8	0.00	0.500										
Bill Landrum, R (8, 1) ERA: 1.7	2.0	S	6	1	0	0	1	0	0	0	0	0	0	8	8	0.00	0.500										

Philadelphia Phillies @ Pittsburgh Pirates
 Three Rivers Stadium, Pittsburgh, PA
 Wed Jun 27 1990, 7:05 PM EDT
 Att. 40,207 - Unknown - 82 F

livebaseballscorecards.com

AB	32
R	3
H	8
RBI	2
BB	4
SO	4
LOB	11



Batter	1	2	3	4	5	6	7	8	9
Wally Backman, S (1, 5) <small>OBP: 0.365, SLG: 0.418</small> Jeff King, R (9, 5) <small>OBP: 0.262, SLG: 0.304</small>	0-0 		0-0 		0-0 		0-0 		
Jay Bell, R (1, 6) <small>OBP: 0.342, SLG: 0.407</small>	0-0 		0-3 		0-0 		0-3 		
Andy Van Slyke, L (1, 8) <small>OBP: 0.379, SLG: 0.453</small>	0-3 		0-3 		0-0 		0-0 		
Bobby Bonilla, S (1, 9) <small>OBP: 0.304, SLG: 0.534</small>	0-0 			0-3 	0-0 			0-0 	
Barry Bonds, L (1, 7) <small>OBP: 0.412, SLG: 0.614</small>		0-0 		0-0 		0-3 		0-0 	
Sid Bream, L (1, 3) <small>OBP: 0.350, SLG: 0.447</small>		0-0 		0-0 		0-0 		0-0 	
Michael LaValliere, L (1, 2) <small>OBP: 0.398, SLG: 0.350</small>		4-0 			4-0 	0-0 		0-0 	
Jose Lind, R (1, 4) <small>OBP: 0.347, SLG: 0.397</small>		0-3 			0-0 		0-0 		
Walt Terrell, L (1, 1) <small>OBP: 0.111, SLG: 0.077</small> R.J. Reynolds, S (5, PH) <small>OBP: 0.350, SLG: 0.346</small> Bob Kipper, R (6, 1) <small>OBP: 0.347, SLG: 0.397</small> Orlando Merced, S (7, PH) <small>OBP: 1.000, SLG: 2.000</small> Bill Landrum, R (8, 1)			0-3 		0-0 		0-0 		

AB	R	H	RBI	BB	SO	LOB
4	1	2	2	0	0	1
0	0	0	0	0	0	0
4	0	2	0	0	2	2
4	0	0	1	0	2	4
4	0	0	0	0	1	2
4	0	0	0	0	1	0
4	1	1	1	0	0	0
2	1	0	0	2	0	0
3	1	1	0	0	1	1
1	0	0	0	0	1	0
1	0	1	1	0	0	0
0	0	0	0	0	0	0
1	1	1	0	0	0	0
0	0	0	0	0	0	0
1B: 3	SF: 0					
2B: 4	SAC: 0					
3B: 0	DP: 0					
HR: 1	HBP: 0					

BOTTOM

Philadelphia Phillies @ Pittsburgh Pirates
 Three Rivers Stadium, Pittsburgh, PA
 Wed Jun 27 1990, 7:05 PM EDT
 Att: 40,207 - Unknown - 82 F

livebaseballscorecards.com

AB	32
R	5
H	8
RBI	5
BB	2
SO	8
LOB	10



Inning Stats	R: 0	H: 1	E: 0	LOB: 1	K: 1	BB: 0	S: 6	P: 6
	R: 0	H: 0	E: 0	LOB: 1	K: 1	BB: 1	S: 5	P: 9
	R: 0	H: 1	E: 0	LOB: 1	K: 3	BB: 0	S: 10	P: 10
	R: 0	H: 0	E: 0	LOB: 0	K: 1	BB: 0	S: 5	P: 5
	R: 3	H: 3	E: 0	LOB: 1	K: 0	BB: 1	S: 6	P: 10
	R: 0	H: 0	E: 0	LOB: 0	K: 1	BB: 0	S: 5	P: 5
	R: 1	H: 2	E: 0	LOB: 1	K: 1	BB: 0	S: 7	P: 7
	R: 1	H: 1	E: 0	LOB: 0	K: 0	BB: 0	S: 4	P: 4

PITCHER	IP	WLS	BF	H	R	ER	SO	BB	IBB	HBP	BLK	WP	HR	S	P	ERA	WHIP
Ken Howell, R (1, 1) <small>ERA: 3.91</small>	8.0	L	34	8	5	5	8	2	0	0	0	0	1	48	56	5.62	1.250

PITCHER	IP	WLS	BF	H	R	ER	SO	BB	IBB	HBP	BLK	WP	HR	S	P	ERA	WHIP

WP: 0	PA: 34
PB: 0	
SB: 1	
CS: 0	

Batter	1	2	3	4	5	6	7	8	9	AB R H RBI BB SO LOB	TOP																													
Eric Yelding, R (1, 8) OBP: 0.321, SLG: 0.296	1-2 G1-3		0-3 K		0-0 CS 1B			1-1 1B		4 0 2 0 0 1 0																														
Rafael Ramirez, R (1, 6) OBP: 0.299, SLG: 0.330	1-2 G6-3		2-3 K2-3		0-2 SAFE CS 1-2	0-1 G4-3		2-0 L7		4 0 0 0 0 1 1																														
Ken Caminiti, S (1, 5) OBP: 0.314, SLG: 0.316	2-3 K			3-1 G5-3		2-1 G5-3		1-2 L3		4 0 0 0 0 1 0																														
Glenn Wilson, R (1, 7) OBP: 0.288, SLG: 0.371		3-3 K		2-0 G6-3		3-3 K		0-1 G6-3		4 0 0 0 0 2 0																														
Franklin Stubbs, L (1, 3) OBP: 0.318, SLG: 0.478		0-1 G3		1-2 BB 1B			2-2 F7	0-0 FC6-4 1B		4 0 2 0 0 0 0																														
Craig Biggio, R (1, 2) OBP: 0.353, SLG: 0.342		4-1 1B BB		4-0 1-2 BB			0-1 G6-3	2-0 FC6-4 1-2f		2 0 0 0 2 0 1																														
Eric Anthony, L (1, 9) OBP: 0.311, SLG: 0.393		2-2 1-2 1B		1-1 G3			0-2 P3			3 0 1 0 0 0 2																														
Casey Candaele, S (1, 4) OBP: 0.344, SLG: 0.410		0-1 F9			1-1 B2-6-4 1B			0-2 G5-3		3 0 1 0 0 0 2																														
Bill Gullickson, R (1, 1) OBP: 0.219, SLG: 0.167			0-0 F7		0-0 B2-6-4 1-2f			0-3 K		2 0 0 0 0 0 1																														
Alex Trevino, R (8, PH) OBP: 0.239, SLG: 0.295										1 0 0 0 0 1 0																														
Dan Schatzeder, L (8, 1) OBP: 0.333, SLG: 0.333										0 0 0 0 0 0 0																														
Inning Stats	R: 0 E: 0 K: 1 S: 12	H: 0 LOB: 0 BB: 0 P: 16	R: 0 E: 0 K: 1 S: 11	H: 1 LOB: 2 BB: 1 P: 20	R: 0 E: 0 K: 2 S: 7	H: 0 LOB: 0 BB: 0 P: 9	R: 0 E: 0 K: 0 S: 8	H: 1 LOB: 2 BB: 1 P: 19	R: 0 E: 0 K: 0 S: 6	H: 2 LOB: 0 BB: 0 P: 7	R: 0 E: 0 K: 1 S: 12	H: 0 LOB: 0 BB: 0 P: 17	R: 0 E: 0 K: 0 S: 8	H: 0 LOB: 0 BB: 0 P: 10	R: 0 E: 0 K: 1 S: 9	H: 1 LOB: 1 BB: 0 P: 12	R: 0 E: 0 K: 0 S: 7	H: 1 LOB: 1 BB: 0 P: 10	1B: 6 2B: 0 3B: 0 HR: 0	SF: 0 SAC: 0 DP: 1 HBP: 0	WP: 0 PB: 0 SB: 0 CS: 1	PA: 34																		
PITCHER Pat Combs, L (1, 1) ERA: 4.0	IP 9.0	WLS W	BF 33	H 6	R 0	ER 0	SO 6	BB 2	IBB 0	HBP 0	BLK 0	WP 0	HR 0	S 80	P 120	ERA 0.00	WHIP 0.889						PITCHER	IP 9.0	WLS W	BF 33	H 6	R 0	ER 0	SO 6	BB 2	IBB 0	HBP 0	BLK 0	WP 0	HR 0	S 80	P 120	ERA 0.00	WHIP 0.889

Houston Astros @ Philadelphia Phillies
Veterans Stadium, Philadelphia, PA

Fri Jun 29 1990, 7:05 PM EDT
Att. 26,339 - Unknown - 85 F

AB	31
R	0
H	6
RBI	0
BB	2
SO	6
LOB	7



Batter	1	2	3	4	5	6	7	8	9	AB	R	H	RBI	BB	SO	LOB
Lenny Dykstra, L OBP: 0.453, SLG: 0.485 (1, 8)	4-0 G6-4-3 BB		3-2 P3				1-2 P5		0-0 HR	3	1	1	1	1	0	0
Tom Herr, S OBP: 0.313, SLG: 0.351 (1, 4)	0-1 G6-4-3 1-2f		2-2 G5-3				0-0 F7		1-2 G4-3	4	0	0	0	0	0	1
Ron Jones, L OBP: 0.391, SLG: 0.491 (1, 9)	1-1 FC6-4 1B		2-2 P5				0-1 1B 1B		2-1 L8	4	1	2	0	0	0	0
John Kruk, L OBP: 0.368, SLG: 0.394 (1, 7) (7, 3)	2-2 FC6-4 1-2f			1-0 G4-3	1-1 1B 1B		1-1 1B 1-2 1B		0-0 G4-3	4	0	1	0	0	0	1
Charlie Hayes, R OBP: 0.325, SLG: 0.387 (1, 3) (7, 5)				4-2 2B BB	0-1 1B 1-2 2-H 1B			0-0 1B 1B		3	0	2	1	1	0	0
Darren Daulton, L OBP: 0.347, SLG: 0.323 (1, 2)			1-3 K	1-2 SAFE 1-3 2B	0-1 P3			2-1 SAFE 1-2 1B		4	0	2	0	0	1	2
Dave Hollins, S OBP: 0.264, SLG: 0.375 Sil Campusano, R OBP: 0.295, SLG: 0.263 (1, 5) (7, 7)		0-2 1B 1B		1-1 P4		2-3 K		2-0 F9		3	0	1	0	0	1	2
Rod Booker, L OBP: 0.310, SLG: 0.300 (1, 6)		1-0 1-3 1B		4-0 IBB		0-0 L8		1-0 F7		3	0	1	0	1	0	1
Pat Combs, L OBP: 0.214, SLG: 0.192 (1, 1)		0-2 F9		0-0 G4-3		1-3 K				3	0	0	0	0	1	5

Inning Stats	R: 0	H: 1	E: 0	LOB: 1	K: 0	S: 7	R: 0	H: 2	E: 0	LOB: 2	K: 1	S: 13	R: 0	H: 0	E: 0	LOB: 0	K: 0	S: 14	R: 0	H: 1	E: 0	LOB: 3	K: 0	S: 9	R: 1	H: 3	E: 0	LOB: 2	K: 0	S: 13	R: 0	H: 0	E: 0	LOB: 0	K: 2	S: 8	R: 1	H: 1	E: 0	LOB: 0	K: 0	S: 8	R: 0	H: 2	E: 0	LOB: 1	K: 0	S: 5			
PITCHER	IP	WLS	BF	H	R	ER	SO	BB	IBB	HBP	BLK	WP	HR	S	P	ERA	WHIP																																		
Bill Gullickson, R ERA: 3.23 Dan Schatzeder, L ERA: 3.29	(1, 1) (8, 1)																																																		

BOTTOM

Houston Astros @ Philadelphia Phillies
Veterans Stadium, Philadelphia, PA

Fri Jun 29 1990, 7:05 PM EDT
Att: 26,339 - Unknown - 85 F

livebaseballscorecards.com

AB	32
R	2
H	10
RBI	2
BB	3
SO	3
LOB	13



WP: 0	PA: 35
PB: 0	
SB: 0	
CS: 0	
1B: 8	SF: 0
2B: 1	SAC: 0
3B: 0	DP: 1
HR: 1	HBP: 0

Batter	1	2	3	4	5	6	7	8	9	AB R H RBI BB SO LOB	TOP						
Eric Yelding, R OBP: 0.320, SLG: 0.296 (1, 4) (8, 8)	1-2 B2		1-2 1B SF7 1B	2-3 K			0-0 SH2-3		0-0 6-3	4 1 1 0 0 1 0							
Rafael Ramirez, R OBP: 0.301, SLG: 0.329 (1, 6) (8, 8)	1-0 6-3		1-0 G3-1 1B 1-3 1B		3-1 F8		4-0 IHR BB		2-3 K	4 1 1 0 1 1 0							
Ken Caminiti, S OBP: 0.308, SLG: 0.311 (1, 5) (8, 8)	3-3 K		0-0 SF7		0-2 P4		1-0 P4		2-3 K	4 0 0 1 0 2 2							
Franklin Stubbs, L OBP: 0.328, SLG: 0.509 (1, 3) (8, 8)			3-H F8	0-2 G3-1 1B	2-0 2B		2-2 IHR			4 1 3 3 0 0 0							
Glenn Wilson, R OBP: 0.283, SLG: 0.364 Juan Agosto, L (7, 1) (7, 1)	0-0 G6-3		2-0 G3-1	1-2 2-3	0-0 1-3		0-1 F9			4 0 0 0 0 0 3 0 0 0 0 0 0 0							
Craig Biggio, R OBP: 0.355, SLG: 0.346 (1, 8) (8, 7)	1-0 2B		4-0 IBB		0-3 K			0-0 F7		3 1 1 0 1 1 0							
Eric Anthony, L OBP: 0.315, SLG: 0.424 Casey Candaele, S (8, 4) (8, 4)	0-0 HR 2B		1-3 K		2-0 F9			2-1 HR		4 2 2 2 0 1 3 0 0 0 0 0 0 0							
Rich Gedman, L OBP: 0.362, SLG: 0.315 (1, 2) (8, 8)	0-2 HR			1-1 4-3		0-0 4-3		1-3 K		4 1 1 2 0 1 0							
Mike Scott, R OBP: 0.179, SLG: 0.148 Javier Ortiz, R OBP: 0.438, SLG: 0.500 (7, PH) (7, 7) (8, 9)	0-1 6-3		1-3 K				0-1 SH2-3 IHR 1B		1-3 K	2 0 0 0 0 1 0 2 1 1 0 0 1 0							
Inning Stats	R: 0 E: 0 K: 1 S: 7 H: 0 LOB: 0 BB: 0 P: 12	R: 3 E: 0 K: 0 S: 10 H: 3 LOB: 0 BB: 0 P: 14	R: 1 E: 0 K: 1 S: 12 H: 3 LOB: 3 BB: 1 P: 21	R: 0 E: 0 K: 2 S: 9 H: 0 LOB: 0 BB: 0 P: 13	R: 0 E: 0 K: 0 S: 7 H: 1 LOB: 1 BB: 0 P: 12	R: 0 E: 0 K: 1 S: 5 H: 0 LOB: 0 BB: 0 P: 7	R: 3 E: 0 K: 0 S: 9 H: 2 LOB: 0 BB: 1 P: 16	R: 1 E: 0 K: 2 S: 9 H: 1 LOB: 0 BB: 0 P: 13	R: 0 E: 0 K: 2 S: 8 H: 0 LOB: 0 BB: 0 P: 12	1B: 4 2B: 3 3B: 0 HR: 3 SF: 1 SAC: 1 DP: 0 HBP: 0	WP: 0 PB: 0 SB: 0 CS: 0 PA: 39						
PITCHER	IP WLS BF H R ER SO BB IBB HBP BLK WP HR S P ERA WHIP												PITCHER	IP WLS BF H R ER SO BB IBB HBP BLK WP HR S P ERA WHIP			
Marvin Freeman, R ERA: 5.33 (1, 1)	2.0 L	11 5 4 4 1 0 0 0 0 0	5 1 0 0 1 0 0 0 0 0	4 0 0 1 0 0 0 0 0 0	4 0 0 1 0 0 0 0 0 0	1 0 0 0 0 0 0 0 0 0	0 0 0 0 0 0 0 0 0 0	0 0 0 0 0 0 0 0 0 0	0 0 0 0 0 0 0 0 0 0	0 0 0 0 0 0 0 0 0 0	0 0 0 0 0 0 0 0 0 0	0 0 0 0 0 0 0 0 0 0	0 0 0 0 0 0 0 0 0 0	0 0 0 0 0 0 0 0 0 0	0 0 0 0 0 0 0 0 0 0	18.00 2.500	2.000
Terry Mulholland, L ERA: 4.75 (3, 1)	1.0	5 1 0 0 1 0 0 0 0 0	1 0 0 0 1 0 0 0 0 0	0 0 0 0 0 0 0 0 0 0	0 0 0 0 0 0 0 0 0 0	0 0 0 0 0 0 0 0 0 0	0 0 0 0 0 0 0 0 0 0	0 0 0 0 0 0 0 0 0 0	0 0 0 0 0 0 0 0 0 0	0 0 0 0 0 0 0 0 0 0	0 0 0 0 0 0 0 0 0 0	0 0 0 0 0 0 0 0 0 0	0 0 0 0 0 0 0 0 0 0	0 0 0 0 0 0 0 0 0 0	0 0 0 0 0 0 0 0 0 0	0.00 1.000	1.000
Dennis Cook, L ERA: 3.44 (4, 1)	3.0	11 2 1 1 3 0 0 0 0 0	2 1 1 0 0 0 0 0 0 0	1 0 0 0 0 0 0 0 0 0	1 0 0 0 0 0 0 0 0 0	3 0 0 0 0 0 0 0 0 0	0 0 0 0 0 0 0 0 0 0	0 0 0 0 0 0 0 0 0 0	0 0 0 0 0 0 0 0 0 0	0 0 0 0 0 0 0 0 0 0	0 0 0 0 0 0 0 0 0 0	0 0 0 0 0 0 0 0 0 0	0 0 0 0 0 0 0 0 0 0	0 0 0 0 0 0 0 0 0 0	0 0 0 0 0 0 0 0 0 0	3.00 0.667	0.667
Darrel Akerfelds, R ERA: 2.45 (7, 1)	1.0	5 1 2 2 0 1 0 0 0 0	1 2 2 0 1 0 0 0 0 0	2 0 0 0 0 0 0 0 0 0	2 0 0 0 0 0 0 0 0 0	0 0 0 0 0 0 0 0 0 0	0 0 0 0 0 0 0 0 0 0	0 0 0 0 0 0 0 0 0 0	0 0 0 0 0 0 0 0 0 0	0 0 0 0 0 0 0 0 0 0	0 0 0 0 0 0 0 0 0 0	0 0 0 0 0 0 0 0 0 0	0 0 0 0 0 0 0 0 0 0	0 0 0 0 0 0 0 0 0 0	0 0 0 0 0 0 0 0 0 0	18.00 2.000	2.000
Jeff Parrett, R ERA: 5.44 (8, 1)	2.0	7 1 1 1 4 0 0 0 0 0	1 1 1 1 4 0 0 0 0 0	1 1 1 1 4 0 0 0 0 0	1 1 1 1 4 0 0 0 0 0	4 0 0 0 0 0 0 0 0 0	0 0 0 0 0 0 0 0 0 0	0 0 0 0 0 0 0 0 0 0	0 0 0 0 0 0 0 0 0 0	0 0 0 0 0 0 0 0 0 0	0 0 0 0 0 0 0 0 0 0	0 0 0 0 0 0 0 0 0 0	0 0 0 0 0 0 0 0 0 0	0 0 0 0 0 0 0 0 0 0	0 0 0 0 0 0 0 0 0 0	4.50 0.500	0.500

Houston Astros @ Philadelphia Phillies
Veterans Stadium, Philadelphia, PA

livebaseballscorecards.com

AB	35
R	8
H	10
RBI	8
BB	2
SO	9
LOB	8



Sat Jun 30 1990, 7:05 PM EDT
Att. 27,111 - Unknown - 84 F

Batter	1	2	3	4	5	6	7	8	9	AB R H RBI BB SO LOB
Lenny Dykstra, L (1, 8) OBP: 0.459, SLG: 0.491	1-1 F9 S 1B		1-1 PB 2B 1B	2-2 1-3 2-H 1B			1-0 FC3-6 1B		1-3 K	5 1 4 1 0 1 1
Tom Herr, S (1, 4) OBP: 0.314, SLG: 0.353	1-2 L8		3-2 1-H 2-H 2B	2-3 K			1-0 FC3-6 1-2f		4-1 BB	4 0 1 2 1 1 4
Ron Jones, L (1, 9) Sili Campusano, R (7, 9) Jeff Parrett, R (8, 1) Carmelo Martinez, R (9, PH) OBP: 0.373, SLG: 0.466 OBP: 0.289, SLG: 0.256 OBP: 0.340, SLG: 0.483	1-2 F9		3-1 F7		1-1 F8		0-0 L8		1-3 K	3 0 0 0 0 0 2 1 0 0 0 0 0 1 0 0 0 0 0 0 0 1 0 0 0 0 1 2
John Kruk, L (1, 3) OBP: 0.362, SLG: 0.387	1-3 K		2-3 K		0-0 5-3			0-0 5-3		4 0 0 0 0 2 2
Charlie Hayes, R (1, 5) OBP: 0.324, SLG: 0.385		0-3 K	1-1 P3		1-0 F8			1-0 FC5-4 1B		4 0 1 0 0 1 1
Darren Daulton, L (1, 2) OBP: 0.341, SLG: 0.316		0-1 F9		2-2 P4		1-0 G3		0-1 FC5-4 PB 1-2f		4 0 0 0 0 0 1
Randy Ready, R (1, 7) OBP: 0.337, SLG: 0.360		0-1 E5		1-2 F8		2-1 5-3		3-1 P4 1-2		4 0 0 0 0 0 1
Rod Booker, L (1, 6) Dave Hollins, S (9, PH) OBP: 0.311, SLG: 0.288 OBP: 0.259, SLG: 0.367		0-0 5-3		4-2 1B 1B BB		1-1 F8			2-1 5-3	2 1 0 0 1 0 1 1 0 0 0 0 0 0
Marvin Freeman, R (1, 1) Terry Mulholland, R (3, 1) Dennis Cook, L (3, PH) Darrel Akerfelds, R (4, 1) Jim Vatcher, R (7, PH) OBP: 0.322, SLG: 0.278 OBP: 0.321, SLG: 0.429 OBP: 0.394, SLG: 0.333			0-0 PB 1B 2B 1B	1-2 1B	1-1 6-3			4-1 BB BB		0 0 0 0 0 0 0 0 0 0 0 0 0 0 2 1 2 0 0 0 0 0 0 0 0 0 0 0 1 0 0 0 1 0 0

BOTTOM

Houston Astros @ Philadelphia Phillies
Veterans Stadium, Philadelphia, PA

Sat Jun 30 1990, 7:05 PM EDT
Att: 27,111 - Unknown - 84 F

livebaseballscorecards.com

AB	36
R	3
H	8
RBI	3
BB	3
SO	6
LOB	16



Inning Stats	R: 0	H: 1	E: 0	K: 1	S: 11	LOB: 1	BB: 0	P: 15	R: 0	H: 0	E: 1	K: 1	S: 9	LOB: 1	BB: 0	P: 9	R: 2	H: 3	E: 0	K: 1	S: 13	LOB: 1	BB: 0	P: 23	R: 1	H: 2	E: 0	K: 1	S: 18	LOB: 2	BB: 1	P: 31	R: 0	H: 0	E: 0	K: 0	S: 4	LOB: 0	BB: 0	P: 6	R: 0	H: 0	E: 0	K: 0	S: 5	LOB: 0	BB: 0	P: 9	R: 0	H: 1	E: 0	K: 0	S: 5	LOB: 1	BB: 0	P: 8	R: 0	H: 1	E: 0	K: 0	S: 6	LOB: 1	BB: 0	P: 10	R: 0	H: 0	E: 0	K: 2	S: 10	LOB: 2	BB: 2	P: 22	1B: 7	2B: 1	3B: 0	HR: 0	SF: 0	SAC: 0	DP: 0	HBP: 0	WP: 0	PA: 39
--------------	------	------	------	------	-------	--------	-------	-------	------	------	------	------	------	--------	-------	------	------	------	------	------	-------	--------	-------	-------	------	------	------	------	-------	--------	-------	-------	------	------	------	------	------	--------	-------	------	------	------	------	------	------	--------	-------	------	------	------	------	------	------	--------	-------	------	------	------	------	------	------	--------	-------	-------	------	------	------	------	-------	--------	-------	-------	-------	-------	-------	-------	-------	--------	-------	--------	-------	--------

PITCHER	IP	WLS	BF	H	R	ER	SO	BB	IBB	HBP	BLK	WP	HR	S	P	ERA	WHIP
Mike Scott, R (1, 1) ERA: 4.28	6.0	W	26	6	3	2	4	1	0	0	0	0	0	60	93	3.00	1.167
Juan Agosto, L (7, 1) ERA: 2.39	3.0	S	13	2	0	0	2	2	0	0	0	0	21	40	0.00	1.333	

Batter	1	2	3	4	5	6	7	8	9	AB R H RBI BB SO LOB	TOP																
Eric Yelding, R (1, 4) OBP: 0.326, SLG: 0.303	0-0 2B 1B	0-0 F9			0-0 E S 1B		0-0 1B 1B		0-0 F8	5 1 3 0 0 0 2																	
Rafael Ramirez, R (1, 6) OBP: 0.303, SLG: 0.335	0-0 1B 1B 2B		0-0 F6		0-0 F9		0-0 1B 1B		0-3 K	5 1 2 1 0 1 3																	
Ken Caminiti, S (1, 5) OBP: 0.311, SLG: 0.312	0-0 1B 1B		0-0 F8		0-0 P5			4-0 BB BB		3 1 1 0 1 0 1																	
Franklin Stubbs, L (1, 3) OBP: 0.321, SLG: 0.497	0-3 K		0-0 F9			0-3 K		0-0 FC3-6 CS		4 0 0 0 0 2 3																	
Glenn Wilson, R (1, 7) OBP: 0.282, SLG: 0.359	0-3 K			4-0 BB		0-0 F9		0-0 6-3		3 0 0 0 1 1 3																	
Craig Biggio, R (1, 8) OBP: 0.354, SLG: 0.344	0-0 1B			0-0 F7		0-0 F9			0-0 B1-3	4 0 1 2 0 0 1																	
Eric Anthony, L (1, 9) OBP: 0.320, SLG: 0.422	0-3 K		0-3 K		0-3 K		0-0 FC1-6 1B		4-0 2B 1B BB	3 1 1 0 1 2 2																	
Rich Gedman, L (1, 2) OBP: 0.356, SLG: 0.328		0-3 K		0-0 L3		0-0 FC1-6 1B			0-0 1B 2B	4 0 1 0 0 1 2																	
Danny Darwin, R (1, 1)		0-3 K			0-3 K		0-0 F8		0-0 1B	2 0 0 0 0 2 0																	
Javier Ortiz, R (7, PH) OBP: 0.412, SLG: 0.467										1 0 0 0 0 0 1																	
Larry Andersen, R (7, 1)										0 0 0 0 0 0 0																	
Dan Schatzeder, L (8, 1) OBP: 0.333, SLG: 0.333										0 0 0 0 0 0 0																	
Terry Puhl, L (9, PH) OBP: 0.290, SLG: 0.241									3-H	1 0 1 1 0 0 0																	
Inning Stats	R: 3 E: 0 K: 3 S: 13	H: 4 LOB: 1 BB: 0 P: 13	R: 0 E: 0 K: 2 S: 7	H: 0 LOB: 0 BB: 0 P: 7	R: 0 E: 0 K: 0 S: 3	H: 0 LOB: 0 BB: 0 P: 3	R: 0 E: 0 K: 1 S: 5	H: 0 LOB: 1 BB: 1 P: 9	R: 0 E: 0 K: 1 S: 6	H: 1 LOB: 1 BB: 0 P: 6	R: 0 E: 0 K: 1 S: 5	H: 0 LOB: 0 BB: 0 P: 5	R: 0 E: 0 K: 0 S: 5	H: 3 LOB: 2 BB: 0 P: 5	R: 0 E: 0 K: 0 S: 2	H: 0 LOB: 0 BB: 1 P: 6	R: 1 E: 0 K: 1 S: 7	H: 2 LOB: 2 BB: 1 P: 11	1B: 8 2B: 2 3B: 0 HR: 0	SF: 0 SAC: 0 DP: 0 HBP: 0	WP: 0 PB: 0 SB: 1 CS: 1	PA: 38					
PITCHER	IP WLS BF H R ER SO BB IBB HBP BLK WP HR S P ERA WHIP																										
Jose De Jesus, R (1, 1) ERA: 3.13	6.0		24	5	3	3	8	1	0	0	0	0	0	39	43	4.50	1.000										
Don Carman, L (7, 1) ERA: 3.21	1.0		5	3	0	0	0	0	0	0	0	0	0	5	5	0.00	3.000										
Roger McDowell, R (8, 1) ERA: 6.05	2.0	W	9	2	1	1	1	2	0	0	0	0	0	9	17	4.50	2.000										

Houston Astros @ Philadelphia Phillies
Veterans Stadium, Philadelphia, PA

livebaseballscorecards.com

AB	35
R	4
H	10
RBI	4
BB	3
SO	9
LOB	18



Sun Jul 01 1990, 7:05 PM EDT
Att: 27,014 - Unknown

Batter	1	2	3	4	5	6	7	8	9
Lenny Dykstra, L (1, 8) OBP: 0.459, SLG: 0.493	0-0 6-3			0-0 F7		0-0 2B		4-0 PB SH5-3 1B BB	
Tom Herr, S (1, 4) OBP: 0.314, SLG: 0.353	0-0 CS 1B			0-0 G3		0-0 6-3		0-0 SH5-3	
Charlie Hayes, R (1, 3) OBP: 0.323, SLG: 0.383 (9, 5)	0-0 F9 1-2			0-0 F6			0-0 1B BB SF8 1B	0-3 K	
John Kruk, L (1, 9) OBP: 0.364, SLG: 0.383 (9, 3)		0-0 4-3		0-0 4-3			4-0 SF8 1B 1-2 BB	4-0 1B 2-3 IBB	
Randy Ready, R (1, 7) OBP: 0.343, SLG: 0.366		0-0 F7		0-0 F8			0-0 SF8 1-2 2-3 1B	0-0 2B 1B	
Darren Daulton, L (1, 2) OBP: 0.339, SLG: 0.321		0-0 F8		0-0 P6			0-0 SF8 1-2 2-3 3-H	0-0 3B 2B 1-H 2-H	
Dave Hollins, S (1, 5) OBP: 0.259, SLG: 0.353 Sil Campusano, R (9, 9) OBP: 0.289, SLG: 0.256			0-3 K		0-3 K		0-0 SF8 3-H	4-0 3B IBB	
Rod Booker, L (1, 6) OBP: 0.338, SLG: 0.364			0-0 6-3				0-0 2B 2B IBB	0-0 3B 1-H 2-H	
Jose De Jesus, R (1, 1) Carmelo Martinez, R (6, PH) Don Carman, L (7, 1) Dennis Cook, L (7, PH) Roger McDowell, R (8, 1)			0-0 F9				0-0 F5	0-3 K	0-3 K

Inning Stats	R: 0 E: 0 K: 0 S: 3	H: 1 LOB: 0 BB: 0 P: 3	R: 0 E: 0 K: 0 S: 3	H: 0 LOB: 0 BB: 0 P: 3	R: 0 E: 0 K: 1 S: 5	H: 0 LOB: 0 BB: 0 P: 5	R: 0 E: 0 K: 0 S: 3	H: 0 LOB: 0 BB: 0 P: 3	R: 0 E: 0 K: 0 S: 3	H: 0 LOB: 0 BB: 0 P: 3	R: 1 E: 0 K: 1 S: 7	H: 2 LOB: 1 BB: 0 P: 7	R: 2 E: 0 K: 1 S: 7	H: 2 LOB: 2 BB: 2 P: 15	R: 5 E: 0 K: 2 S: 10	H: 3 LOB: 1 BB: 3 P: 22
--------------	------------------------------	---------------------------------	------------------------------	---------------------------------	------------------------------	---------------------------------	------------------------------	---------------------------------	------------------------------	---------------------------------	------------------------------	---------------------------------	------------------------------	----------------------------------	-------------------------------	----------------------------------

PITCHER	IP	WLS	BF	H	R	ER	SO	BB	IBB	HBP	BLK	WP	HR	S	P	ERA	WHIP
Danny Darwin, R (1, 1) ERA: 2.29	6.0		20	3	1	1	2	0	0	0	0	0	0	24	24	1.50	0.500
Larry Andersen, R (7, 1) ERA: 2.62	1.2	L	13	4	6	6	2	2	2	0	0	0	0	13	29	32.40	3.600
Dan Schatzeder, L (8, 1) ERA: 3.49	0.1		3	1	1	1	1	0	1	0	0	0	0	4	8	27.00	3.000

BOTTOM

Houston Astros @ Philadelphia Phillies
Veterans Stadium, Philadelphia, PA

Sun Jul 01 1990, 7:05 PM EDT
Att. 27,014 - Unknown

AB	R	H	RBI	BB	SO	LOB
3	1	1	1	1	0	0
3	0	1	0	0	0	1
4	1	1	0	0	1	2
2	2	0	0	2	0	0
4	1	2	1	0	0	0
3	1	1	3	0	0	0
2	1	0	1	1	2	0
0	0	0	0	0	0	0
3	1	2	2	1	0	0
1	0	0	0	0	0	0
1	0	0	0	0	0	0
1	0	0	0	0	1	2
1	0	0	0	0	1	1

AB	28
R	8
H	8
RBI	8
BB	5
SO	5
LOB	7

livebaseballscorecards.com

WP: 0	PA: 36
PB: 1	
SB: 0	
CS: 1	



Batter	1	2	3	4	5	6	7	8	9	AB R H RBI BB SO LOB	TOP											
Eric Yelding, R (1, 8) OBP: 0.320, SLG: 0.297	2-2 L3		3-1 L8		0-0 L1-4-3		0-1 P6			4 0 0 0 0 0 4												
Rafael Ramirez, R (1, 6) OBP: 0.298, SLG: 0.329	3-2 G4-3			0-2 G5-3		3-1 P3	0-2 FC6-4			4 0 0 0 0 0 3												
Ken Caminiti, S (1, 5) OBP: 0.310, SLG: 0.314	0-3 K			2-1 2B		2-1 G1-3		2-2 G6-3		4 1 1 0 0 1 0												
Glenn Wilson, R (1, 7) OBP: 0.286, SLG: 0.367		0-0 F9		0-0 G4-3 2B		2-1 1B		0-0 G3-1		4 0 2 1 0 0 0												
Franklin Stubbs, L (1, 3) OBP: 0.319, SLG: 0.488		4-1 WP BB		0-2 G4-3		2-3 K		1-3 K		3 0 0 0 1 2 2												
Craig Biggio, R (1, 2) OBP: 0.353, SLG: 0.341		2-2 P2		0-0 P6		4-0 BB PB BB		1-2 G6-3		3 0 0 0 1 0 2												
Eric Anthony, L (1, 9) OBP: 0.312, SLG: 0.411		0-1 G4-3			1-0 P4	2-1 P6		2-1 G6-3		4 0 0 0 0 0 2												
Casey Candaele, S (1, 4) OBP: 0.362, SLG: 0.432			1-3 K		0-2 SH1-4 1B	4-0 BB BB		0-1 2B		3 0 2 0 1 1 0												
Jim Deshaies, L (1, 1)			1-3 K		0-0 SH1-4	4-2 FC6-4 BB		2-3 K		1 0 0 0 0 1 0												
Bill Doran, S (7, PH) OBP: 0.379, SLG: 0.335										0 0 0 0 1 0 0												
Danny Darwin, R (7, PR)										0 0 0 0 0 0 0												
Juan Agosto, L (7, 1)										0 0 0 0 0 0 0												
Terry Puhl, L (9, PH) OBP: 0.281, SLG: 0.233										1 0 0 0 0 1 1												
Inning Stats	R: 0 E: 0 K: 1 S: 10	H: 0 LOB: 0 BB: 0 P: 15	R: 0 E: 0 K: 0 S: 7	H: 0 LOB: 1 BB: 1 P: 13	R: 0 E: 0 K: 2 S: 8	H: 0 LOB: 0 BB: 0 P: 13	R: 1 E: 0 K: 0 S: 11	H: 2 LOB: 1 BB: 0 P: 13	R: 0 E: 0 K: 0 S: 7	H: 1 LOB: 1 BB: 0 P: 8	R: 0 E: 0 K: 1 S: 9	H: 1 LOB: 1 BB: 0 P: 18	R: 0 E: 0 K: 0 S: 9	H: 0 LOB: 3 BB: 3 P: 23	R: 0 E: 0 K: 1 S: 8	H: 0 LOB: 0 BB: 0 P: 11	R: 0 E: 0 K: 1 S: 11	H: 1 LOB: 1 BB: 0 P: 16	1B: 2 2B: 3 3B: 0 HR: 0	SF: 0 SAC: 1 DP: 0 HBP: 0	WP: 1 PB: 1 SB: 0 CS: 0	PA: 36
PITCHER	IP WLS BF H R ER SO BB IBB HBP BLK WP HR S P ERA WHIP																					
Bruce Ruffin, L (1, 1) ERA: 3.94	6.1 W 27 4 1 1 4 4 0 0 0 1 0 56 98 1.42 1.263																					
Darrel Akerfelds, R (7, 1) ERA: 2.3	2.2 S 9 1 0 0 2 0 0 0 0 0 0 24 32 0.00 0.375																					

Houston Astros @ Philadelphia Phillies
Veterans Stadium, Philadelphia, PA
Mon Jul 02 1990, 7:05 PM EDT
Att. 32,349 - Unknown - 75 F

livebaseballscorecards.com

AB	31
R	1
H	5
RBI	1
BB	4
SO	6
LOB	14



Batter	1	2	3	4	5	6	7	8	9	AB	R	H	RBI	BB	SO	LOB
Lenny Dykstra, L OBP: 0.463, SLG: 0.491 (1, 8)	4-2 BB 2B	4-0 FC4 IBB			4-1 S BB		1-2 G3-1			1	1	0	0	3	0	0
Tom Herr, S OBP: 0.313, SLG: 0.355 (1, 4)	1-1 1B SF8 2B	2-2 FC4			1-3 K		2-2 G5-3			4	1	1	1	0	1	3
Charlie Hayes, R OBP: 0.322, SLG: 0.381 (1, 5)	1-1 2-3 1B		3-2 F9		1-0 P4		1-1 F9			4	0	1	0	0	0	1
Carmelo Martinez, R OBP: 0.324, SLG: 0.457 (1, 3)	0-3 K		3-3 K		2-2 F7		1-1 G5-3			4	0	0	0	0	2	2
Randy Ready, R OBP: 0.349, SLG: 0.379 Sil Campusano, R OBP: 0.289, SLG: 0.256 (8, PR) (9, 7)	3-2 SF8		3-1 F7		4-2 E 1B BB		0-0 HR 2B			2	1	1	1	1	0	0
Dickie Thon, R OBP: 0.303, SLG: 0.321 (1, 6)	1-0 G6-3		3-3 K		0-0 F9		2-2 F8			4	0	0	0	0	1	3
Jim Vatcher, R OBP: 0.378, SLG: 0.412 (1, 9)		0-0 E6 SH3-4		2-3 K		0-0 E6 1B		1-0 HR		4	1	1	2	0	1	1
Steve Lake, R OBP: 0.262, SLG: 0.246 (1, 2)		0-1 P4		0-0 L8		0-0 1B		1-1 G5-3		4	0	1	1	0	0	2
Bruce Ruffin, S OBP: 0.176, SLG: 0.097 Darrel Akerfelds, R (7, 1)		0-1 SH3-4		0-1 5-3		2-3 K				2	0	0	0	0	1	2
										0	0	0	0	0	0	0

Inning Stats	R: 2	H: 2	E: 0	K: 1	S: 14	LOB: 1	BB: 1	P: 24	R: 0	H: 0	E: 1	K: 0	S: 8	LOB: 2	BB: 1	P: 14	R: 0	H: 0	E: 0	K: 1	S: 12	LOB: 0	BB: 0	P: 21	R: 0	H: 0	E: 0	K: 2	S: 11	LOB: 0	BB: 0	P: 16	R: 0	H: 0	E: 0	K: 1	S: 8	LOB: 1	BB: 1	P: 13	R: 1	H: 1	E: 1	K: 1	S: 14	LOB: 2	BB: 1	P: 22	R: 0	H: 0	E: 0	K: 0	S: 8	LOB: 0	BB: 0	P: 12	R: 2	H: 2	E: 0	K: 0	S: 9	LOB: 1	BB: 0	P: 14
--------------	------	------	------	------	-------	--------	-------	-------	------	------	------	------	------	--------	-------	-------	------	------	------	------	-------	--------	-------	-------	------	------	------	------	-------	--------	-------	-------	------	------	------	------	------	--------	-------	-------	------	------	------	------	-------	--------	-------	-------	------	------	------	------	------	--------	-------	-------	------	------	------	------	------	--------	-------	-------

PITCHER	IP	WLS	BF	H	R	ER	SO	BB	IBB	HBP	BLK	WP	HR	S	P	ERA	WHIP
Jim Deshaies, L ERA: 4.19 (1, 1)	6.0	L	27	3	3	2	6	3	1	0	0	0	0	67	110	3.00	1.000
Juan Agosto, L ERA: 2.65 (7, 1)	2.0		8	2	2	2	0	0	0	0	0	0	1	17	26	9.00	1.000


BOTTOM

Houston Astros @ Philadelphia Phillies
Veterans Stadium, Philadelphia, PA


Mon Jul 02 1990, 7:05 PM EDT
Att: 32,349 - Unknown - 75 F

AB	29
R	5
H	5
RBI	5
BB	4
SO	6
LOB	14

WP: 0 PA: 35
PB: 0 SB: 1
CS: 0



PITCHER	IP	WLS	BF	H	R	ER	SO	BB	IBB	HBP	BLK	WP	HR	S	P	ERA	WHIP
---------	----	-----	----	---	---	----	----	----	-----	-----	-----	----	----	---	---	-----	------

Batter	1	2	3	4	5	6	7	8	9	AB R H RBI BB SO LOB	TOP		
Lonnie Smith, R (1, 7) OBP: 0.348, SLG: 0.438	2-2 G5-3		4-0 FC4-8 BB		4-2 1B BB		1-0 F8			2 0 0 0 2 0 0			
Jeff Treadway, L (1, 4) OBP: 0.333, SLG: 0.449	2-1 F8		1-2 FC4-6 1-2f		1-1 1B		1-2 G4-3			4 0 1 0 0 0 1			
Ron Gant, R (1, 8) OBP: 0.362, SLG: 0.580	2-0 G6-3		1-1 F8		3-3 K			1-0 G6-3 2B		4 0 1 0 0 1 3			
Jim Presley, R (1, 5) OBP: 0.315, SLG: 0.464		0-0 F8 PB 1B		1-3 K		4-2 BB BB		0-1 G6-3 2-3		3 1 1 0 1 1 1			
David Justice, L (1, 3) OBP: 0.238, SLG: 0.405 Francisco Cabrera, R (6, PH) OBP: 0.259, SLG: 0.370	2-1 F8		4-2 1B BB		2-3 K		0-0 P4			1 0 0 0 1 0 1 2 0 0 0 0 1 2			
Tommy Gregg, L (1, 9) OBP: 0.238, SLG: 0.240 Dale Murphy, R (6, PH) OBP: 0.308, SLG: 0.395	2-2 F7		0-0 G6-4-3 1B		4-2 BB		1-0 G6-3			2 0 1 0 0 0 1 0 0 0 0 0 0 0			
Andres Thomas, R (1, 6) OBP: 0.289, SLG: 0.339 Kent Mercker, L (6, 1) Charlie Kerfeld, R (8, 1) Alexis Infante, R (9, PH) OBP: 0.080, SLG: 0.083	0-2 1B		1-1 G6-4-3 1-2f		1-1 P6			0-3 K		3 0 1 1 0 0 4 0 0 0 0 0 0 0 0 0 0 0 0 0 0 1 0 0 0 0 1 0	AB 30 R 1 H 5 RBI 1 BB 4 SO 7 LOB 16		
Jimmy Kremers, L (1, 2) OBP: 0.200, SLG: 0.148 Greg Olson, R (6, PH) OBP: 0.368, SLG: 0.438	2-3 K		1-3 K		2-0 FC6-4 1-2f			0-0 F9		2 0 0 0 0 2 1 2 0 0 0 0 0 2			
Marty Clary, R (1, 1) Jeff Blauser, R (6, 6) OBP: 0.353, SLG: 0.437			1-3 K		1-1 F9		2-2 G6-3		2-2 F9	2 0 0 0 0 1 0 2 0 0 0 0 0 0			
Inning Stats	R: 0 E: 0 K: 0 S: 6 H: 0 LOB: 0 BB: 0 P: 12	R: 1 E: 0 K: 1 S: 14 H: 2 LOB: 1 BB: 0 P: 20	R: 0 E: 0 K: 1 S: 8 H: 0 LOB: 1 BB: 1 P: 15	R: 0 E: 0 K: 1 S: 8 H: 1 LOB: 1 BB: 1 P: 14	R: 0 E: 0 K: 2 S: 12 H: 1 LOB: 2 BB: 1 P: 22	R: 0 E: 0 K: 1 S: 12 H: 0 LOB: 2 BB: 2 P: 25	R: 0 E: 0 K: 0 S: 8 H: 0 LOB: 0 BB: 0 P: 12	R: 0 E: 0 K: 0 S: 5 H: 1 LOB: 1 BB: 0 P: 7	R: 0 E: 0 K: 1 S: 9 H: 0 LOB: 0 BB: 0 P: 11	1B: 4 2B: 1 3B: 0 HR: 0 SF: 0 SAC: 0 DP: 1 HBP: 0	WP: 0 PB: 1 SB: 0 CS: 0 PA: 36		
PITCHER	IP WLS BF H R ER SO BB IBB HBP BLK WP HR S P ERA WHIP											PITCHER	IP WLS BF H R ER SO BB IBB HBP BLK WP HR S P ERA WHIP
Jeff Parrett, R (1, 1) ERA: 4.94	5.0 W 21 4 1 0 5 3 0 0 0 0 0 0 48 83 0.00 1.400												
Dennis Cook, L (6, 1) ERA: 3.29	4.0 S 15 1 0 0 2 2 0 0 0 0 0 0 34 55 0.00 0.750												

Atlanta Braves @ Philadelphia Phillies
Veterans Stadium, Philadelphia, PA
Tue Jul 03 1990, 7:05 PM EDT
Att. 55,147 - Unknown - 80 F

livebaseballscorecards.com

Batter	1	2	3	4	5	6	7	8	9
Lenny Dykstra, L OBP: 0.460, SLG: 0.487 (1, 8) B F B F B X	3-2 1B SF8 1B	2-0 F8			2-1 G5-3		2-1 L6		
Tom Herr, S OBP: 0.316, SLG: 0.368 (1, 4) B X	1-0 BB 1-3 1B 1B		1-0 L7			3-2 G4-3	0-0 HR		
Charlie Hayes, R OBP: 0.321, SLG: 0.378 (1, 5) X	0-0 SF8		1-1 L7			4-1 1B BB	3-3 K		
Carmelo Martinez, R OBP: 0.324, SLG: 0.453 Jim Vatcher, R OBP: 0.368, SLG: 0.400 (1, 3) (6, PR) (7, 9) 1 SAFE C F C C	0-3 K		0-0 G6-3			0-1 1-3 1B BB 1B	2-1 F7		
John Kruk, L OBP: 0.367, SLG: 0.380 (1, 9) (7, 3) B 1 SAFE B F 1 SAFE B	4-1 1B 1-2 BB			3-2 G4-3		4-1 1-2 1B BB	0-3 K		
Randy Ready, R OBP: 0.355, SLG: 0.378 (1, 7) B F B F X	3-2 1-3 2-H 1B			3-1 L8		2-3 K	4-0 1B BB		
Dickie Thon, R OBP: 0.306, SLG: 0.324 (1, 6) C F B S	1-3 K			0-0 G4-3		0-1 1-2 2-H 3-H 1B	1-0 1-3 1B		
Darren Daulton, L OBP: 0.333, SLG: 0.315 (1, 2) B B B C X		3-1 G4-3			0-1 F8	1-3 K	2-0 F7		
Jeff Parrett, R Dennis Cook, L OBP: 0.290, SLG: 0.387 (1, 1) (5, PH) (6, 1) C B B B X		2-3 K			1-0 G4-3		3-2 F7		

AB	R	H	RBI	BB	SO	LOB
4	1	1	0	0	0	0
4	2	2	1	0	0	0
2	1	0	1	1	1	0
3	0	1	0	0	1	1
1	1	0	0	0	0	0
2	0	0	0	2	1	0
3	0	1	1	1	1	3
4	0	2	2	0	1	2
4	0	0	0	0	1	4
1	0	0	0	0	1	0
2	0	0	0	0	0	0

AB	R	H	RBI	BB	SO	LOB
30	5	7	5	4	7	10

Inning Stats	R	H	E	K	S	R	H	E	K	S	R	H	E	K	S	R	H	E	K	S	R	H	E	K	S	R	H	E	K	S	R	H	E	K	S					
	2	3	0	2	15	0	0	0	1	6	0	0	0	0	4	0	0	0	0	6	0	0	0	0	0	0	0	0	0	0	0	0	0	0	0	0	0	0		
	0	0	0	1	6	0	0	0	1	13	0	0	0	0	0	0	0	0	0	0	0	0	0	0	0	0	0	0	0	0	0	0	0	0	0	0	0	0	0	0
	0	0	0	0	4	0	0	0	0	12	0	0	0	0	0	0	0	0	0	0	0	0	0	0	0	0	0	0	0	0	0	0	0	0	0	0	0	0	0	0
	0	0	0	0	8	0	0	0	0	8	0	0	0	0	0	0	0	0	0	0	0	0	0	0	0	0	0	0	0	0	0	0	0	0	0	0	0	0	0	0
	0	0	0	0	6	0	0	0	0	8	0	0	0	0	0	0	0	0	0	0	0	0	0	0	0	0	0	0	0	0	0	0	0	0	0	0	0	0	0	0

PITCHER	IP	WLS	BF	H	R	ER	SO	BB	IBB	HBP	BLK	WP	HR	S	P	ERA	WHIP
Marty Clary, R ERA: 5.04 (1, 1)	5.1	L	22	4	4	4	3	2	0	0	0	0	0	42	79	6.75	1.125
Kent Mercker, L ERA: 3.38 (6, 1)	1.2		8	2	1	1	3	1	0	0	0	0	1	21	36	5.40	1.800
Charlie Kerfeld, R ERA: 7.0 (8, 1)	1.0		5	1	0	0	1	1	0	0	0	0	0	7	16	0.00	2.000

PITCHER	IP	WLS	BF	H	R	ER	SO	BB	IBB	HBP	BLK	WP	HR	S	P	ERA	WHIP

Atlanta Braves @ Philadelphia Phillies
Veterans Stadium, Philadelphia, PA
Tue Jul 03 1990, 7:05 PM EDT
Att: 55,147 - Unknown - 80 F

livebaseballscores.com

AB	30
R	5
H	7
RBI	5
BB	4
SO	7
LOB	10



WP: 0	PA: 35
PB: 0	SB: 0
CS: 0	

Batter	1	2	3	4	5	6	7	8	9	AB R H RBI BB SO LOB	TOP											
Lonnie Smith, R (1, 7) OBP: 0.350, SLG: 0.431	4-0 WP 1-3 BB		0-0 L4-3			0-0 F9	0-3 K		4-0 BLK BB	3 0 0 0 2 1 4												
Andres Thomas, R (1, 6) OBP: 0.266, SLG: 0.328	0-0 1-3		0-0 F9			0-0 F6		4-0 S 1B BB	0-0 F8	4 1 0 0 1 0 2												
Ron Gant, R (1, 8) OBP: 0.358, SLG: 0.570	0-3 K			4-0 CS BB		0-0 6-3		0-0 P6	0-3 K	4 0 0 0 1 2 3												
Jim Presley, R (1, 5) OBP: 0.314, SLG: 0.458	0-3 K			0-0 5-3			0-3 K	4-0 BB 1B BB		3 0 0 0 1 2 2												
Dale Murphy, R (1, 9) OBP: 0.314, SLG: 0.409		0-0 F7		0-0 HR			4-0 BB	0-0 1-2 2-H 1B		0 2 0 0 0 0 0												
Francisco Cabrera, R (1, 3) OBP: 0.267, SLG: 0.367		0-0 5-3		0-0 5-3			0-0 1B PB 5-3 1B	0-0 F8		3 0 1 0 0 0 0 1 1 0 0 0 0 2												
David Justice, L (7, PR) OBP: 0.343, SLG: 0.403																						
Greg Olson, R (1, 2) OBP: 0.376, SLG: 0.442		0-0 1B			0-0 G1-3		0-0 5-3 BB 1B	4-0 1-2 2-3 BB		3 0 2 1 1 0 0												
Alexis Infante, R (1, 4) OBP: 0.074, SLG: 0.077		0-0 F9			0-3 K		4-0 5-3 BB	0-0 F8		2 0 0 0 0 1 1 1 0 0 0 1 0 3												
Jeff Treadway, L (7, PH) OBP: 0.335, SLG: 0.447																						
Tom Glavine, L (1, 1) OBP: 0.194, SLG: 0.182			4-0 L4-3 BB		0-0 L5		0-0 5-3		0-0 F8	2 0 0 1 1 0 2 0 0 0 0 0 0 0 1 0 0 0 0 0 0 0 0 0 0 0 0 0												
Rick Luecken, R (7, 1)																						
Tommy Gregg, L (9, PH) OBP: 0.235, SLG: 0.237																						
Joe Boever, R (9, 1)																						
Inning Stats	R: 0 E: 0 K: 2 S: 7	H: 0 LOB: 1 BB: 1 P: 11	R: 0 E: 0 K: 0 S: 4	H: 1 LOB: 1 BB: 0 P: 4	R: 0 E: 0 K: 0 S: 2	H: 0 LOB: 0 BB: 1 P: 6	R: 1 E: 0 K: 0 S: 3	H: 1 LOB: 0 BB: 1 P: 7	R: 0 E: 0 K: 1 S: 5	H: 0 LOB: 0 BB: 0 P: 5	R: 0 E: 0 K: 0 S: 3	H: 0 LOB: 0 BB: 0 P: 3	R: 2 E: 0 K: 2 S: 9	H: 2 LOB: 3 BB: 2 P: 17	R: 1 E: 0 K: 0 S: 4	H: 1 LOB: 3 BB: 3 P: 16	R: 0 E: 0 K: 1 S: 5	H: 0 LOB: 1 BB: 1 P: 9	1B: 4 2B: 1 3B: 0 HR: 1	SF: 0 SAC: 0 DP: 1 HBP: 0	WP: 1 PB: 1 SB: 1 CS: 1	PA: 39
PITCHER	IP WLS BF H R ER SO BB IBB HBP BLK WP HR S P ERA WHIP																					
Pat Combs, L (1, 1) ERA: 4.02	6.1 L 24 3 3 3 4 4 0 0 0 1 1 28 44 4.26 1.105																					
Marvin Freeman, R (7, 1) ERA: 5.33	0.0 1 1 0 0 0 0 0 0 0 0 0 0 1 1 ∞ ∞																					
Don Carman, L (7, 1) ERA: 3.19	0.1 2 0 0 0 0 0 1 0 0 0 0 0 1 5 0.00 3.000																					
Darrel Akerfelds, R (7, 1) ERA: 2.45	1.0 7 1 1 1 1 3 0 0 0 0 0 0 6 18 9.00 4.000																					
Roger McDowell, R (8, 1) ERA: 5.85	1.1 5 0 0 0 0 1 1 0 0 0 1 0 0 6 10 0.00 0.750																					

Atlanta Braves @ Philadelphia Phillies
Veterans Stadium, Philadelphia, PA

livebaseballscorecards.com

AB	27
R	4
H	3
RBI	2
BB	8
SO	6
LOB	19



Wed Jul 04 1990, 7:05 PM EDT
Att: 18,286 - Unknown

BOTTOM

Atlanta Braves @ Philadelphia Phillies
Veterans Stadium, Philadelphia, PA
Wed Jul 04 1990, 7:05 PM EDT
Att. 18,286 - Unknown

livebaseballscorecards.com

AB 32
R 1
H 6
RBI 1
BB 5
SO 3
LOB 18



WP: 0 PA: 38
PB: 0
SB: 2
CS: 0

AB R H RBI BB SO LOB

3	0	0	0	0	2	0	0
5	1	1	0	0	1	4	
2	0	2	0	2	0	0	
4	0	0	0	0	0	9	
0	0	0	0	0	0	0	
4	0	1	1	0	1	0	
2	0	0	0	1	0	0	
0	0	0	0	0	0	0	
1	0	0	0	0	0	0	
4	0	0	0	0	1	4	
4	0	1	0	0	0	1	
1	0	0	0	0	0	0	
0	0	0	0	0	0	0	
2	0	1	0	0	0	0	

Batter	1	2	3	4	5	6	7	8	9
Lenny Dykstra, L (1, 8) OBP: 0.459, SLG: 0.482	0-0 1-3 ①		4-0 FC6-4 BB		0-0 1-3 ③		4-0 FC4-6 BB		0-0 4-3 ②
Tom Herr, S (1, 4) OBP: 0.314, SLG: 0.365	0-3 K ②		0-0 FC6-4 BB 1-2f 2-3			0-0 1B 1B	0-0 FC4-6 BB 1-2f		0-0 F9 ③
Randy Ready, R (1, 7) OBP: 0.377, SLG: 0.390	0-0 1B		4-0 1-2 BB			0-0 S 1B 1-3	4-0 1-2 2-3 BB		
Ricky Jordan, R (1, 3) OBP: 0.290, SLG: 0.374 Roger McDowell, R (8, 1)	0-0 P4 ③		0-0 P1 ③			0-0 F9 ①	0-0 F9 ③		
Charlie Hayes, R (1, 5) OBP: 0.320, SLG: 0.376		0-0 4-3 ①		0-0 P4 ①		0-0 S 1B 1-2 3-H		0-3 K	
John Kruk, L (1, 9) OBP: 0.366, SLG: 0.376 Darrel Akerfelds, R (7, 1) Carmelo Martinez, R (8, 3)		0-0 5-3 ②		0-0 4-3 ②		4-0 G4-6-3 BB 1-2 2-3		0-0 E7	
Dickie Thon, R (1, 6) OBP: 0.301, SLG: 0.319		0-0 F9 ③		0-0 F7 ③		0-0 G4-6-3 ② ③ 1-2f		0-3 K	
Darren Daulton, L (1, 2) OBP: 0.332, SLG: 0.313			0-0 FC6-4 SH3 1B		0-0 5-3 ①		0-0 F8 ①	0-0 F7 ③	
Pat Combs, L (1, 1) OBP: 0.207, SLG: 0.185 Marvin Freeman, R (7, 1) Don Carman, L (7, 1) OBP: 0.375, SLG: 0.375 Jim Vatcher, R (7, 9) OBP: 0.375, SLG: 0.432			0-0 SH3 ① 1-2		0-0 5-3 ②		0-0 BB 2B		0-0 F8 ①

Inning Stats	R: 0	H: 1	E: 0	K: 1	S: 6	LOB: 1	BB: 0	P: 6	R: 0	H: 0	E: 0	K: 0	S: 3	LOB: 0	BB: 0	P: 3	R: 0	H: 0	E: 0	K: 0	S: 3	LOB: 0	BB: 0	P: 3	R: 1	H: 3	E: 0	K: 0	S: 5	LOB: 2	BB: 1	P: 9	R: 0	H: 1	E: 0	K: 0	S: 4	LOB: 3	BB: 2	P: 12	R: 0	H: 0	E: 1	K: 2	S: 8	LOB: 1	BB: 0	P: 8	R: 0	H: 0	E: 0	K: 0	S: 3	LOB: 0	BB: 0	P: 3	1B: 5	SF: 0	2B: 1	SAC: 1	3B: 0	DP: 1	HR: 0	HBP: 0	WP: 0	PA: 38
--------------	------	------	------	------	------	--------	-------	------	------	------	------	------	------	--------	-------	------	------	------	------	------	------	--------	-------	------	------	------	------	------	------	--------	-------	------	------	------	------	------	------	--------	-------	-------	------	------	------	------	------	--------	-------	------	------	------	------	------	------	--------	-------	------	-------	-------	-------	--------	-------	-------	-------	--------	-------	--------

PITCHER	IP	WLS	BF	H	R	ER	SO	BB	IBB	HBP	BLK	WP	HR	S	P	ERA	WHIP
Tom Glavine, L (1, 1) ERA: 3.79	6.2	W	29	6	1	1	1	4	0	0	0	0	0	27	43	1.35	1.500
Rick Luecken, R (7, 1) ERA: 6.21	1.1		6	0	0	0	2	1	0	0	0	0	0	9	13	0.00	0.750
Joe Boever, R (9, 1) ERA: 4.19	1.0	S	3	0	0	0	0	0	0	0	0	0	0	3	3	0.00	0.000

Batter	1	2	3	4	5	6	7	8	9	AB R H RBI BB SO LOB	TOP											
Chris Sabo, R (1, 5) OBP: 0.375, SLG: 0.539 Rob Dibble, L (8, 1) Norm Charlton, S (9, 1) OBP: 0.600, SLG: 0.500	0-0 P6	1-2 G5-3	0-1 L5		0-1 P5			0-1 P4		5 0 0 0 0 0 2 0 0 0 0 0 0 0 0 0 0 0 0 0 0												
Barry Larkin, R (1, 6) OBP: 0.369, SLG: 0.392	1-0 HR	1-1 BB 1B	3-1 G3		0-2 G6-3			0-0 G6-3		5 1 2 1 0 0 2												
Paul O'Neill, L (1, 9) OBP: 0.365, SLG: 0.474	2-2 HR	4-1 SAFE 2B	3-2 BB 1B		0-0 P5			1-1 1B		4 1 3 2 1 0 0												
Eric Davis, R (1, 8) Herm Winningham, L (7, 8) OBP: 0.346, SLG: 0.475 OBP: 0.291, SLG: 0.375	0-2 E6 HR	1-1 P4	3-3 K		0-2 G1-3			0-0 P3		4 1 0 0 0 1 4 1 0 0 0 0 0 1												
Hal Morris, L (1, 3) OBP: 0.400, SLG: 0.471	0-0 HR		0-0 BB 2B 1B		1-2 G6-4-3 1B			0-0 G3-1		5 2 3 3 0 1 0												
Glenn Braggs, R (1, 7) OBP: 0.362, SLG: 0.434	2-2 FC4-6 1B		4-2 2B 1B BB		1-2 G6-4-3			4-2 G5-3 BB		3 1 1 0 2 0 1												
Ron Oester, S (1, 4) OBP: 0.340, SLG: 0.394	2-0 FC4-6 WP 1-2f		0-0 1B E 2B		2-2 E6			0-1 2B		5 1 2 1 0 0 2												
Joe Oliver, R (1, 2) OBP: 0.326, SLG: 0.355	2-2 F9		0-0 G3 E 1B 1B		2-2 F7			2-2 G6-3		5 1 1 1 0 1 4												
Jack Armstrong, R (1, 1) Luis Quinones, S (8, 5) OBP: 0.132, SLG: 0.108 OBP: 0.301, SLG: 0.333		0-0 F9	1-2 E5 G3 1B		0-3 K			1-2 P4		4 1 0 0 0 1 2 0 0 0 0 0 0 0												
Inning Stats	R: 4 E: 1 K: 0 S: 18	H: 4 LOB: 1 BB: 0 P: 27	R: 0 E: 0 K: 0 S: 9	H: 1 LOB: 2 BB: 1 P: 16	R: 5 E: 1 K: 1 S: 19	H: 4 LOB: 1 BB: 1 P: 33	R: 0 E: 1 K: 0 S: 17	H: 1 LOB: 1 BB: 0 P: 23	R: 0 E: 0 K: 1 S: 9	H: 0 LOB: 0 BB: 0 P: 9	R: 0 E: 0 K: 1 S: 7	H: 0 LOB: 0 BB: 0 P: 8	R: 0 E: 0 K: 0 S: 10	H: 1 LOB: 1 BB: 0 P: 15	R: 0 E: 0 K: 0 S: 6	H: 1 LOB: 1 BB: 0 P: 7	R: 0 E: 0 K: 1 S: 7	H: 0 LOB: 1 BB: 1 P: 13	1B: 7 2B: 3 3B: 0 HR: 2	SF: 0 SAC: 0 DP: 1 HBP: 0	WP: 1 PB: 0 SB: 0 CS: 0	PA: 44
PITCHER	IP WLS BF H R ER SO BB IBB HBP BLK WP HR S P ERA WHIP																					
Ken Howell, R (1, 1) ERA: 4.29	2.0 L 15 6 6 5 0 2 0 0 0 0 1 2 30 50 22.50 4.000																					
Terry Mulholland, L (3, 1) ERA: 4.35	5.0 21 5 3 0 3 0 0 0 0 0 0 0 59 81 0.00 1.000																					
Marvin Freeman, R (8, 1) ERA: 4.94	2.0 8 1 0 0 1 1 0 0 0 0 0 0 13 20 0.00 1.000																					

Cincinnati Reds @ Philadelphia Phillies
Veterans Stadium, Philadelphia, PA
Thu Jul 05 1990, 7:05 PM EDT
Att. 19,961 - Unknown - 70 F

AB	41
R	9
H	12
RBI	8
BB	3
SO	4
LOB	18



Batter	1	2	3	4	5	6	7	8	9	AB	R	H	RBI	BB	SO	LOB
Lenny Dykstra, L (1, 8) OBP: 0.456, SLG: 0.479 Sil Campusano, R (4, 8) OBP: 0.319, SLG: 0.366	2-1 G4-3		1-0 F8		1-2 1B			3-1 HR		2	0	0	0	0	0	0
Tom Herr, S (1, 4) OBP: 0.311, SLG: 0.361 Rod Booker, L (6, 4) OBP: 0.333, SLG: 0.357	3-2 G6-3		0-0 G4-3		0-0 G3			0-1 G3		3	0	0	0	0	0	1
Randy Ready, R (1, 7) OBP: 0.364, SLG: 0.375	2-3 K			1-1 P4		2-1 G5-3		3-1 F9		4	0	0	0	0	1	0
Carmelo Martinez, R (1, 3) OBP: 0.327, SLG: 0.475		0-0 HR		4-2 1B BB		3-3 K		1-3 K		3	1	1	1	1	2	0
John Kruk, L (1, 9) OBP: 0.370, SLG: 0.380 Jim Vatcher, R (9, PH) OBP: 0.366, SLG: 0.421		3-2 FC1-6 1B		0-0 FC5-4 1B		1-0 G6-3		1-0 P5		3	0	2	0	0	0	0
Darren Daulton, L (1, 2) OBP: 0.328, SLG: 0.309 Charlie Hayes, R (9, PH) OBP: 0.322, SLG: 0.378		1-1 SAFE F7		0-0 F9			2-3 K		0-0 FC5-4 1B	3	0	0	0	0	1	3
Dickie Thon, R (1, 6) OBP: 0.301, SLG: 0.318		0-0 SAFE FC1-6		1-0 FC5-4			0-0 WP 1B		0-2 FC5-4	4	0	1	0	0	0	4
Dave Hollins, S (1, 5) OBP: 0.242, SLG: 0.327		1-1 SAFE F9		2-3 K			0-0 P4		1-3 K	4	0	0	0	0	2	3
Ken Howell, R (1, 1) OBP: 0.103, SLG: 0.107 Terry Mulholland, R (3, 1) OBP: 0.200, SLG: 0.250 Ricky Jordan, R (7, PH) OBP: 0.288, SLG: 0.372 Marvin Freeman, R (8, 1)			2-1 G1-3		2-3 K		2-2 G6-3			0	0	0	0	0	0	0

Inning Stats	R: 0	H: 0	E: 0	K: 1	S: 9	R: 1	H: 2	E: 0	K: 0	S: 9	R: 0	H: 0	E: 0	K: 0	S: 4	R: 0	H: 1	E: 0	K: 0	S: 8	R: 0	H: 1	E: 0	K: 1	S: 10	R: 0	H: 0	E: 0	K: 1	S: 6	R: 0	H: 1	E: 0	K: 1	S: 12	R: 1	H: 1	E: 0	K: 1	S: 9	R: 0	H: 1	E: 0	K: 1	S: 8	1B: 5	SF: 0	2B: 0	SAC: 0	3B: 0	DP: 0	HR: 2	HBP: 0	WP: 1	PA: 35
--------------	------	------	------	------	------	------	------	------	------	------	------	------	------	------	------	------	------	------	------	------	------	------	------	------	-------	------	------	------	------	------	------	------	------	------	-------	------	------	------	------	------	------	------	------	------	------	-------	-------	-------	--------	-------	-------	-------	--------	-------	--------

PITCHER	IP	WLS	BF	H	R	ER	SO	BB	IBB	HBP	BLK	WP	HR	S	P	ERA	WHIP
Jack Armstrong, R (1, 1) ERA: 2.28	7.0	W	27	5	1	1	5	1	0	0	0	1	1	58	94	1.29	0.857
Rob Dibble, R (8, 1) ERA: 1.7	1.0		4	1	1	1	1	0	0	0	0	0	1	9	16	9.00	1.000
Norm Charlton, L (9, 1) ERA: 2.98	1.0		4	1	0	0	1	0	0	0	0	0	0	8	10	0.00	1.000

BOTTOM

Cincinnati Reds @ Philadelphia Phillies
Veterans Stadium, Philadelphia, PA
Thu Jul 05 1990, 7:05 PM EDT
Att: 19,961 - Unknown - 70 F

livebaseballscores.com

AB	34
R	2
H	7
RBI	2
BB	1
SO	7
LOB	12



Batter	1	2	3	4	5	6	7	8	9	AB R H RBI BB SO LOB	TOP											
Billy Hatcher, R (1, 7) OBP: 0.355, SLG: 0.409	3-2 P2		0-1 L8-3 1B			0-0 HR		0-0 G5-3	2-0 G6-3	5 1 2 1 0 0 2												
Barry Larkin, R (1, 6) OBP: 0.370, SLG: 0.407	1-0 HR		1-0 L8-3 1-2			0-0 G1-3		0-1 G3 2B		4 1 2 1 0 0 1												
Paul O'Neill, L (1, 9) OBP: 0.363, SLG: 0.471	3-3 K				3-3 K	2-2 CS 1B		2-2 G3		4 0 1 0 0 2 1												
Eric Davis, R (1, 8) OBP: 0.344, SLG: 0.470	1-1 1B				2-3 K	2-2 F7		2-1 G6-3		4 0 1 0 0 1 2												
Hal Morris, L (1, 3) OBP: 0.424, SLG: 0.545	3-1 F7				3-1 1B	1-0 CS 1-2	0-0 HR		2-0 SH1-4 G5-3 1B	4 2 3 1 0 0 1												
Luis Quinones, S (1, 5)					1-0 P6				0-1 SH G5-3 SH1-4 1-2	3 0 1 0 0 1 1												
Ron Oester, S (1, 4) OBP: 0.340, SLG: 0.392						0-0 G6-3		1-0 F9	0-0 SH1-4	3 0 1 0 0 0 1												
Jeff Reed, L (1, 2) OBP: 0.271, SLG: 0.235								2-3 K	4-0 G5-3 IBB	3 0 0 0 1 2 2												
Danny Jackson, R (1, 1) OBP: 0.048, SLG: 0.048						0-1 G3-1		1-1 L8	0-1 G5-3	3 0 0 0 0 1 1												
Rob Dibble, L (8, 1)										0 0 0 0 0 0 0												
Ken Griffey, L (9, PH) OBP: 0.263, SLG: 0.340										1 0 0 1 0 0 2												
Randy Myers, L (9, 1)										0 0 0 0 0 0 0												
Inning Stats	R: 1 E: 0 K: 1 S: 12	H: 2 LOB: 1 BB: 0 P: 23	R: 0 E: 0 K: 1 S: 9	H: 1 LOB: 0 BB: 0 P: 12	R: 0 E: 0 K: 1 S: 6	H: 1 LOB: 0 BB: 0 P: 8	R: 0 E: 0 K: 2 S: 13	H: 1 LOB: 1 BB: 0 P: 22	R: 0 E: 0 K: 1 S: 6	H: 0 LOB: 0 BB: 0 P: 9	R: 1 E: 0 K: 0 S: 8	H: 2 LOB: 0 BB: 0 P: 13	R: 1 E: 0 K: 1 S: 9	H: 2 LOB: 1 BB: 0 P: 14	R: 0 E: 0 K: 0 S: 9	H: 1 LOB: 1 BB: 0 P: 13	R: 1 E: 1 K: 0 S: 7	H: 1 LOB: 2 BB: 1 P: 15	1B: 7 2B: 2 3B: 0 HR: 3	SF: 0 SAC: 2 DP: 2 HBP: 0	WP: 0 PB: 0 SB: 0 CS: 1	PA: 38
PITCHER	IP WLS BF H R ER SO BB IBB HBP BLK WP HR S P ERA WHIP																					
Jose De Jesus, R (1, 1) ERA: 3.41	6.0 L 24 9 3 3 6 0 0 0 0 0 0 3 57 91 4.50 1.500																					
Don Carman, L (7, 1) ERA: 3.12	1.0 3 0 0 0 1 0 0 0 0 0 0 0 6 10 0.00 0.000																					
Roger McDowell, R (8, 1) ERA: 5.57	2.0 10 2 1 0 0 0 1 0 0 0 0 0 16 28 0.00 1.000																					

Cincinnati Reds @ Philadelphia Phillies
Veterans Stadium, Philadelphia, PA
Fri Jul 06 1990, 7:05 PM EDT
Att. 28,501 - Unknown - 82 F

livebaseballscorecards.com

AB	34
R	4
H	11
RBI	4
BB	1
SO	7
LOB	14



Batter	1	2	3	4	5	6	7	8	9	AB	R	H	RBI	BB	SO	LOB
Lenny Dykstra, L <i>(1, 8)</i> OBP: 0.462, SLG: 0.477	4-1 BB		4-2 FC6-4 BB		4-0 BB		1-1 G6-3		4-2 BB	1	0	0	0	4	0	0
Tom Herr, S <i>(1, 4)</i> OBP: 0.306, SLG: 0.355	0-3 K		1-1 FC6-4 FC6-4 1-2f 2-3		0-2 F7		3-3 K		2-1 F8	5	0	0	0	0	2	5
Randy Ready, R <i>(1, 7)</i> OBP: 0.361, SLG: 0.364	2-3 K		1-1 FC6-4 1-2f		4-0 BB				3-3 K	3	0	0	0	1	2	3
Carmelo Martinez, R <i>(1, 3)</i> OBP: 0.333, SLG: 0.505	1-0 F8			2-1 WP 1B	2-1 L8				3-1 HR	4	1	2	1	0	0	3
John Kruk, L <i>(1, 9)</i>		0-0 L7		0-0 WP 1B	2-0 F7			3-2 1B		4	0	2	0	0	0	2
Charlie Hayes, R <i>(1, 5)</i>		2-1 P5		1-0 G5-3 1-2 2-3		2-3 K		1-2 F9		4	0	0	0	0	1	3
Dickie Thon, R <i>(1, 6)</i>		2-1 L9		4-0 IBB		0-1 G4-3		1-3 K		3	0	0	0	1	1	1
Steve Lake, R <i>(1, 2)</i>			1-1 FC6-4 SH1-4 1B	3-3 K	1-2 G4-3		1-2 G1-3		0-3 K	4	0	1	0	0	2	3
Jose De Jesus, R <i>(1, 1)</i>			0-2 SH1-4	1-2 G4-3			0-0 P4		2-3 K	1	0	0	0	0	0	3
Don Carman, L <i>(7, 1)</i> OBP: 0.375, SLG: 0.375			1-1 SAFE							0	0	0	0	0	0	0
Sil Campusano, R <i>(7, PH)</i> OBP: 0.313, SLG: 0.357										1	0	0	0	0	0	0
Roger McDowell, R <i>(8, 1)</i>										0	0	0	0	0	0	0
Jim Vatcher, R <i>(9, PH)</i> OBP: 0.357, SLG: 0.410										1	0	0	0	0	1	0

Inning Stats	R: 0	H: 0	E: 0	K: 2	S: 8	R: 0	H: 0	E: 0	K: 0	S: 5	R: 0	H: 1	E: 0	K: 0	S: 11	R: 0	H: 2	E: 0	K: 1	S: 14	R: 0	H: 0	E: 0	K: 0	S: 6	R: 0	H: 0	E: 0	K: 1	S: 10	R: 0	H: 0	E: 0	K: 1	S: 7	R: 1	H: 2	E: 0	K: 2	S: 17	R: 0	H: 0	E: 0	K: 2	S: 13	1B: 4	2B: 0	3B: 0	HR: 1	SF: 0	SAC: 1	DP: 0	HBP: 0
--------------	------	------	------	------	------	------	------	------	------	------	------	------	------	------	-------	------	------	------	------	-------	------	------	------	------	------	------	------	------	------	-------	------	------	------	------	------	------	------	------	------	-------	------	------	------	------	-------	-------	-------	-------	-------	-------	--------	-------	--------

PITCHER	IP	WLS	BF	H	R	ER	SO	BB	IBB	HBP	BLK	WP	HR	S	P	ERA	WHIP
Danny Jackson, L <i>(1, 1)</i> ERA: 3.11	7.1	W	32	5	1	1	6	4	1	0	0	1	1	71	128	1.23	1.227
Rob Dibble, R <i>(8, 1)</i> ERA: 1.68	0.2		2	0	0	0	1	0	0	0	0	0	0	7	9	0.00	0.000
Randy Myers, L <i>(9, 1)</i> ERA: 2.22	1.0	S	4	0	0	0	2	1	0	0	0	0	0	13	21	0.00	1.000

Cincinnati Reds @ Philadelphia Phillies

Veterans Stadium, Philadelphia, PA

Fri Jul 06 1990, 7:05 PM EDT
Att: 28,501 - Unknown - 82 F

	AB	R	H	RBI	BB	SO	LOB
AB	31						
R	1						
H	5						
RBI	1						
BB	6						
SO	9						
LOB	23						



	WP	PA
WP	1	38
PB	0	
SB	1	
CS	0	

Batter	1	2	3	4	5	6	7	8	9	AB R H RBI BB SO LOB
Billy Hatcher, R OBP: 0.353, SLG: 0.405 (1, 7)	0-3 K		2-2 4-3 S 2B 1B	2-0 6-3		0-0 F8			0-1 P2	5 1 1 0 0 1 3
Barry Larkin, R OBP: 0.365, SLG: 0.400 (1, 6)	3-2 F9		2-2 4-3 1-3	1-1 4-3			2-1 F8		2-2 P3	5 0 0 0 0 0 3
Chris Sabo, R OBP: 0.372, SLG: 0.534 (1, 5)	2-2 6-3		0-1 G3		1-2 P6		1-1 FC6-4 1B		0-1 G3	5 0 1 0 0 0 2
Eric Davis, R OBP: 0.347, SLG: 0.473 (1, 8)		4-2 SH1 1B BB	2-1 1B 2B		0-3 K		2-2 L5			3 2 1 1 1 1 1
Glenn Braggs, R OBP: 0.365, SLG: 0.433 (1, 9)		0-2 SH1 1B	4-0 1B IBB		2-3 K		0-1 FC6-4 1-2f			3 1 1 0 1 1 1
Hal Morris, L OBP: 0.435, SLG: 0.544 (1, 3)		1-1 SH1	3-2 1B		4-1 1B S FC6-4 BB		3-1 L4			2 1 1 1 1 0 0
Mariano Duncan, R OBP: 0.353, SLG: 0.480 (1, 4)		2-2 1B	2-2 6-3		3-1 F7 1-2		1-1 L3			4 0 1 2 0 0 3
Joe Oliver, R OBP: 0.329, SLG: 0.358 (1, 2)		0-3 K		1-0 SH1-4 1B		0-0 FC6-4 1B		0-1 L8		4 0 2 0 0 1 1
Rick Mahler, R OBP: 0.167, SLG: 0.222 (1, 1)		1-0 1-3		2-2 SH1-4		0-1 FC6-4 1-2f 3-H		0-0 2B		3 0 1 1 0 0 2

Inning Stats	R: 0 E: 0 K: 1 S: 16	H: 0 LOB: 0 BB: 0 P: 21	R: 2 E: 0 K: 1 S: 14	H: 2 LOB: 1 BB: 1 P: 22	R: 2 E: 0 K: 0 S: 19	H: 3 LOB: 2 BB: 1 P: 34	R: 0 E: 0 K: 0 S: 7	H: 1 LOB: 1 BB: 0 P: 13	R: 0 E: 0 K: 2 S: 10	H: 0 LOB: 0 BB: 0 P: 13	R: 1 E: 0 K: 0 S: 7	H: 1 LOB: 1 BB: 1 P: 14	R: 0 E: 0 K: 0 S: 9	H: 1 LOB: 1 BB: 0 P: 14	R: 0 E: 0 K: 0 S: 6	H: 0 LOB: 0 BB: 0 P: 10	R: 0 E: 0 K: 0 S: 8	H: 1 LOB: 1 BB: 0 P: 10	1B: 7 2B: 2 3B: 0 HR: 0	SF: 0 SAC: 2 DP: 0 HBP: 0	WP: 0 PA: 39
--------------	-------------------------------	----------------------------------	-------------------------------	----------------------------------	-------------------------------	----------------------------------	------------------------------	----------------------------------	-------------------------------	----------------------------------	------------------------------	----------------------------------	------------------------------	----------------------------------	------------------------------	----------------------------------	------------------------------	----------------------------------	----------------------------------	------------------------------------	-----------------

PITCHER	IP	WLS	BF	H	R	ER	SO	BB	IBB	HBP	BLK	WP	HR	S	P	ERA	WHIP
Bruce Ruffin, L ERA: 4.19 (1, 1)	2.2	L	15	5	4	4	2	1	1	0	0	0	0	45	71	13.50	2.250
Marvin Freeman, R ERA: 4.55 (3, 1)	2.1		8	1	0	0	2	0	0	0	0	0	0	21	32	0.00	0.429
Dennis Cook, L ERA: 3.28 (6, 1)	3.0		12	2	1	1	0	1	0	0	0	0	0	22	38	3.00	1.000
Darrel Akerfelds, R ERA: 2.4 (9, 1)	1.0		4	1	0	0	0	0	0	0	0	0	0	8	10	0.00	1.000

TOP

Cincinnati Reds @ Philadelphia Phillies
Veterans Stadium, Philadelphia, PA

Sat Jul 07 1990, 7:05 PM EDT
Att. 29,515 - Unknown - 75 F

livebaseballscorecards.com

AB	34
R	5
H	9
RBI	5
BB	3
SO	4
LOB	16



Batter	1	2	3	4	5	6	7	8	9	AB	R	H	RBI	BB	SO	LOB
Lenny Dykstra, L OBP: 0.459, SLG: 0.474 (1, 8)	2-1 F8		3-2 F9			2-2 1B L7-2		1-3 K		4	0	1	0	0	1	0
Darren Daulton, L OBP: 0.331, SLG: 0.313 (1, 2)	1-2 P6			2-2 4-3		2-0 1B L7-2		0-0 1B FC6-4		4	0	2	0	0	0	0
Tom Herr, S OBP: 0.308, SLG: 0.355 (1, 4)	4-0 WP BB			0-0 1B		0-0 L7-2		0-0 FC6-4		3	0	1	0	1	0	3
Carmelo Martinez, R OBP: 0.322, SLG: 0.486 (1, 7)	2-3 K			0-1 P6		0-0 6-3			1-2 P6	4	0	0	0	0	1	3
John Kruk, L OBP: 0.370, SLG: 0.380 (1, 9)		2-0 G3-1		1 SAFE 1 SAFE 1 SAFE 1 SAFE 1 SAFE X	2-2 G3		0-0 E 1B		2-2 F7	4	0	1	0	0	0	1
Ricky Jordan, R OBP: 0.288, SLG: 0.369 (1, 3)		0-0 F8			0-1 FC4-6 1B		1-0 E4		1-3 K	4	0	1	0	0	1	1
Charlie Hayes, R OBP: 0.314, SLG: 0.369 (1, 5)		1-1 F8			0-1 F9		0-0 F8			3	0	0	0	0	0	3
Rod Booker, L OBP: 0.319, SLG: 0.339 (1, 6)			0-0 4-3		2-0 FC4-6		0-0 G1-6-4-3			3	0	0	0	0	0	3
Bruce Ruffin, S OBP: 0.176, SLG: 0.097 Marvin Freeman, R (3, 1) Jim Vatcher, R OBP: 0.349, SLG: 0.400 (5, PH) Dennis Cook, L OBP: 0.290, SLG: 0.387 (6, 1) Dave Hollins, S OBP: 0.239, SLG: 0.321 (8, PH) Darrel Akerfelds, R (9, 1)			1-3 K		0-1 F7			2-3 K		0	0	0	0	0	0	0

Inning Stats	R: 0	H: 0	E: 0	K: 1	S: 8	R: 0	H: 0	E: 0	K: 0	S: 4	R: 0	H: 0	E: 0	K: 1	S: 8	R: 0	H: 1	E: 0	K: 0	S: 10	R: 0	H: 1	E: 0	K: 0	S: 7	R: 0	H: 2	E: 1	K: 0	S: 6	R: 0	H: 1	E: 1	K: 0	S: 4	R: 0	H: 1	E: 0	K: 2	S: 8	R: 0	H: 0	E: 0	K: 1	S: 11	1B: 6	SF: 0	2B: 1	SAC: 0	3B: 0	DP: 2	HR: 0	HBP: 0	WP: 1	PA: 33
PITCHER Rick Mahler, R ERA: 3.97 (1, 1)	IP	WLS	BF	H	R	ER	SO	BB	IBB	HBP	BLK	WP	HR	S	P	ERA	WHIP													IP	WLS	BF	H	R	ER	SO	BB	IBB	HBP	BLK	WP	HR	S	P	ERA	WHIP									


BOTTOM

Cincinnati Reds @ Philadelphia Phillies
Veterans Stadium, Philadelphia, PA

Sat Jul 07 1990, 7:05 PM EDT
Att: 29,515 - Unknown - 75 F

livebaseballscorecards.com

AB	32
R	0
H	6
RBI	0
BB	1
SO	5
LOB	15



Batter	1	2	3	4	5	6	7	8	9	AB R H RBI BB SO LOB	TOP														
Billy Hatcher, R OBP: 0.355, SLG: 0.408 (1, 8) X	0-0 B2		1-1 1-3		0-2 F8 FC6-2 2B		4-2 CS BB			3 0 1 0 1 0 1															
Barry Larkin, R OBP: 0.361, SLG: 0.395 (1, 6) S F X	0-2 1-3		2-2 L1-5-3		3-2 F8		1-2 F9			4 0 0 0 0 0 3															
Hal Morris, L OBP: 0.439, SLG: 0.590 (1, 3) B B C B F F F F X	3-2 HR			2-2 2B G6-3 1B	0-0 FC6-2 2B			2-0 F7		4 3 2 1 0 0 1															
Glenn Braggs, R OBP: 0.367, SLG: 0.445 (1, 7) B X	1-0 4-3			1-0 G6-3 1-3 2B	3-2 1-H 2B			1-3 K		4 0 2 1 0 1 0															
Paul O'Neill, L OBP: 0.362, SLG: 0.467 (1, 9) B B C B C F F X		3-1 L6		2-3 K	2-2 4-3			1-1 1B		4 0 1 0 0 1 3															
Luis Quinones, S OBP: 0.300, SLG: 0.321 (1, 5) B X		1-0 F6		4-0 G6-3 IBB		1-1 5-3		1-1 L5		3 0 0 0 1 0 1															
Mariano Duncan, R OBP: 0.347, SLG: 0.471 (1, 4) C B F X		1-2 4-3		1-1 G6-3		0-1 G6-3			1-1 6-3	4 0 0 1 0 0 2															
Jeff Reed, L OBP: 0.290, SLG: 0.283 (1, 2) X			0-0			1-0 5-3			0-1 1-3	2 0 1 0 1 0 0															
Norm Charlton, S OBP: 0.600, SLG: 0.500 (6, 1)										0 0 0 0 0 0 0															
Ken Griffey, L OBP: 0.259, SLG: 0.333 (9, PH)										1 0 0 0 0 0 0															
Tom Browning, L OBP: 0.130, SLG: 0.111 (1, 1) X			0-0 G3		0-1 1-3				2-1 5-3	2 0 0 0 0 0 4															
Joe Oliver, R OBP: 0.328, SLG: 0.356 (6, 2) X										1 0 0 0 0 0 0															
Eric Davis, R OBP: 0.345, SLG: 0.471 (9, PH) X										1 0 0 0 0 0 0															
Inning Stats	R: 1 E: 0 K: 0 S: 11	H: 1 LOB: 0 BB: 0 P: 15	R: 0 E: 0 K: 0 S: 6	H: 0 LOB: 0 BB: 0 P: 11	R: 0 E: 0 K: 0 S: 7	H: 1 LOB: 1 BB: 0 P: 10	R: 1 E: 0 K: 1 S: 13	H: 2 LOB: 3 BB: 2 P: 27	R: 1 E: 0 K: 0 S: 14	H: 2 LOB: 1 BB: 0 P: 22	R: 0 E: 0 K: 0 S: 5	H: 0 LOB: 0 BB: 0 P: 7	R: 0 E: 0 K: 0 S: 8	H: 0 LOB: 0 BB: 1 P: 13	R: 0 E: 0 K: 1 S: 8	H: 1 LOB: 1 BB: 0 P: 13	R: 0 E: 0 K: 0 S: 6	H: 0 LOB: 0 BB: 0 P: 9	1B: 2 2B: 3 3B: 1 HR: 1	SF: 0 SAC: 0 DP: 0 HBP: 0	WP: 0 PB: 0 SB: 0 CS: 1	PA: 36			
PITCHER	IP	WLS	BF	H	R	ER	SO	BB	IBB	HBP	BLK	WP	HR	S	P	ERA	WHIP								
Jeff Parrett, R ERA: 4.98 (1, 1)	5.0		23	6	3	3	1	0	2	0	0	0	1	51	85	5.40	1.200								
Terry Mulholland, L ERA: 4.28 (6, 1)	1.0		3	0	0	0	0	0	0	0	0	0	0	5	7	0.00	0.000								
Darrel Akerfelds, R ERA: 2.25 (7, 1)	3.0	W	10	1	0	0	1	1	0	0	0	0	0	22	35	0.00	0.667								

Cincinnati Reds @ Philadelphia Phillies
Veterans Stadium, Philadelphia, PA
Sun Jul 08 1990, 3:33 AM EDT
Att: 31,602 - Sunny

livebaseballscorecards.com

AB	33
R	3
H	7
RBI	3
BB	3
SO	2
LOB	15



Batter	1	2	3	4	5	6	7	8	9	AB	R	H	RBI	BB	SO	LOB
Lenny Dykstra, L OBP: 0.462, SLG: 0.474 (1, 8)	0-1 1B 1B		4-1 BB BB		4-2 2B 5-3 BB	0-0 6-3				2	1	1	0	2	0	0
Randy Ready, R OBP: 0.373, SLG: 0.391 (1, 7)	0-0 F9		4-0 BB 1-2 2-3		0-1 2B 1-3 2-H		0-2 WP 1B 2B			3	2	2	1	1	0	1
Tom Herr, S OBP: 0.307, SLG: 0.353 (1, 4)	0-1 G1-6-3 1B 1-2		1-1 P4		0-1 5-3		2-3 K			4	0	1	1	0	1	5
Carmelo Martinez, R OBP: 0.311, SLG: 0.468 (1, 3)	1-1 G1-6-3 1-2f		0-3 K		2-2 5-3		1-2 1-3			4	0	0	0	0	1	7
John Kruk, L OBP: 0.372, SLG: 0.386 (1, 9)		1-1 F7		2-2 F7	2-2 1B 2B 2-H		2-2 1B			4	0	2	2	0	0	0
Charlie Hayes, R OBP: 0.314, SLG: 0.367 (1, 5)		0-2 F9		0-1 5-3	0-0 1B 2-3		3-2 F9			4	0	1	0	0	0	1
Dickie Thon, R OBP: 0.299, SLG: 0.317 (1, 6)		2-1 P4		1-1 2B	1-0 5-3			3-3 K		4	0	1	0	0	1	2
Steve Lake, R OBP: 0.260, SLG: 0.246 (1, 2)			2-2 BB SH3 1B	2-3 K		0-1 5-3		0-0 L6		4	0	1	0	0	1	1
Jeff Parrett, R (1, 1)			1-0 SH3		4-2 BB 2B BB		0-3 K		0-3 K	0	0	0	0	0	0	0
Jim Vatcher, R OBP: 0.364, SLG: 0.400 (5, PH)										0	1	0	0	1	0	0
Terry Mulholland, R OBP: 0.200, SLG: 0.250 (6, 1)										0	0	0	0	0	0	0
Dave Hollins, S OBP: 0.234, SLG: 0.316 (6, PH)										1	0	0	0	0	1	0
Darrel Akerfelds, R (7, 1)										1	0	0	0	0	1	0


Inning Stats	R: 0	H: 2	E: 0	LOB: 1	K: 0	BB: 0	S: 7	P: 8	R: 0	H: 0	E: 0	LOB: 0	K: 0	BB: 0	S: 7	P: 10	R: 0	H: 1	E: 0	LOB: 3	K: 1	BB: 2	S: 11	P: 23	R: 0	H: 1	E: 0	LOB: 1	K: 1	BB: 0	S: 10	P: 15	R: 3	H: 3	E: 0	LOB: 2	K: 0	BB: 2	S: 17	P: 30	R: 0	H: 0	E: 0	LOB: 0	K: 1	BB: 0	S: 6	P: 6	R: 1	H: 2	E: 0	LOB: 1	K: 1	BB: 0	S: 19	P: 27	R: 0	H: 0	E: 0	LOB: 0	K: 2	BB: 0	S: 7	P: 10	R: 0	H: 0	E: 0	LOB: 0	K: 2	BB: 0	S: 7	P: 10
1B: 5	SF: 0	2B: 4	SAC: 1	3B: 0	DP: 1	HR: 0	HBP: 0	WP: 1	PA: 36																																																															

PITCHER	IP	WLS	BF	H	R	ER	SO	BB	IBB	HBP	BLK	WP	HR	S	P	ERA	WHIP
Tom Browning, L ERA: 2.85 (1, 1)	5.0		25	7	3	3	2	4	0	0	0	0	0	52	86	5.40	2.200
Norm Charlton, L ERA: 2.98 (6, 1)	3.0	L	11	2	1	1	4	0	0	0	0	1	0	32	43	3.00	0.667

BOTTOM

Cincinnati Reds @ Philadelphia Phillies
Veterans Stadium, Philadelphia, PA
 Sun Jul 08 1990, 3:33 AM EDT
 Att. 31,602 - Sunny

AB	31
R	4
H	9
RBI	4
BB	4
SO	6
LOB	17



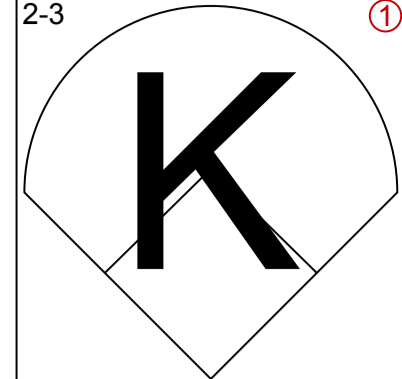
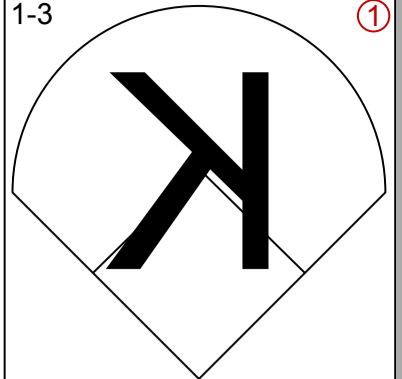
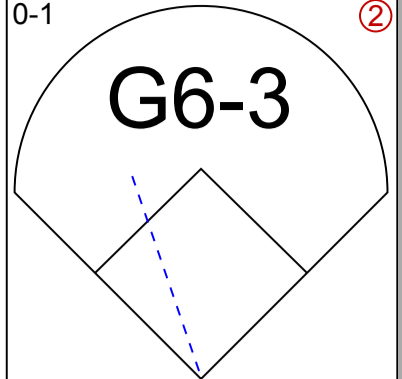
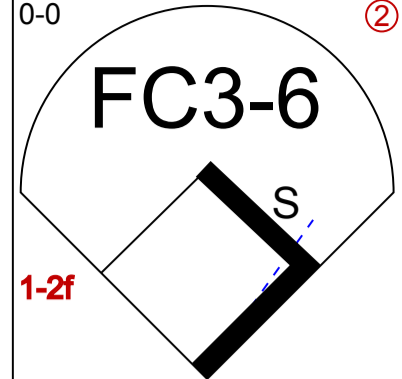
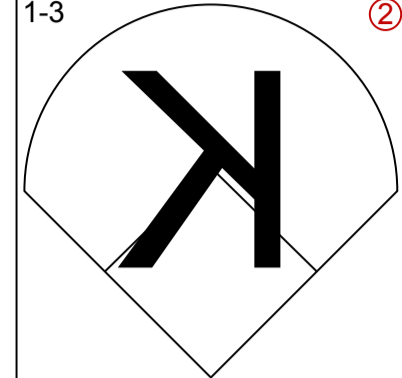
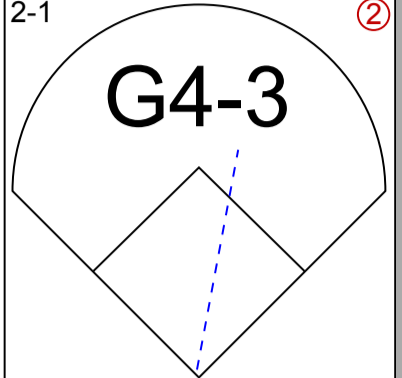
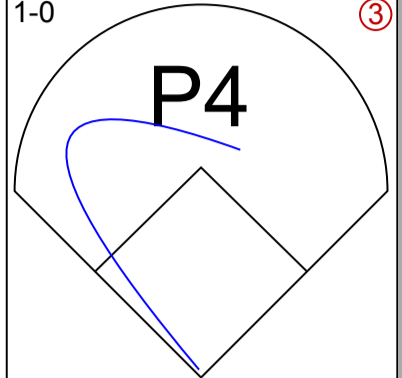
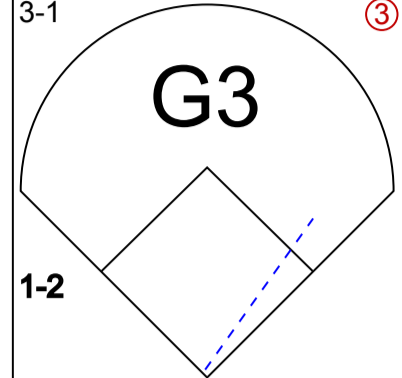
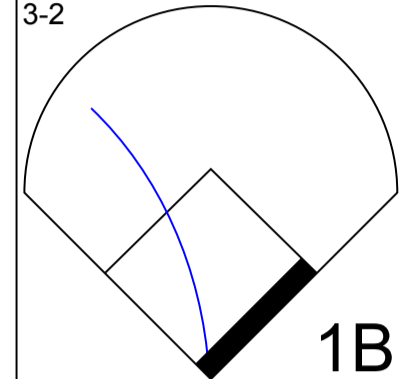
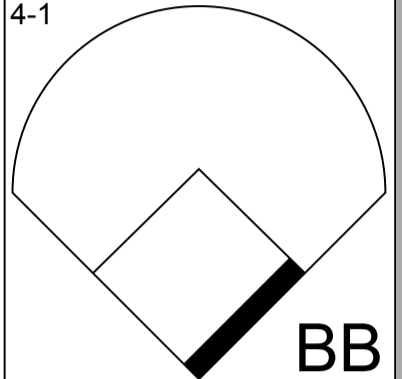
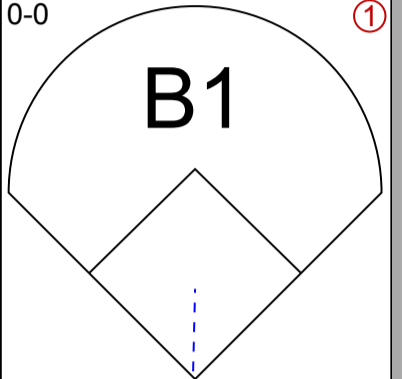
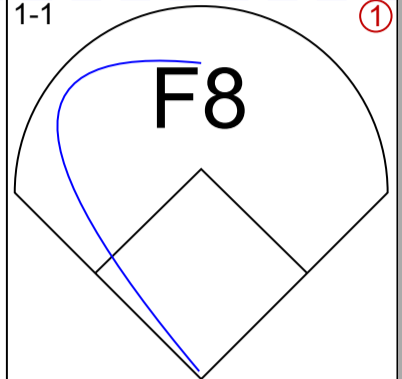
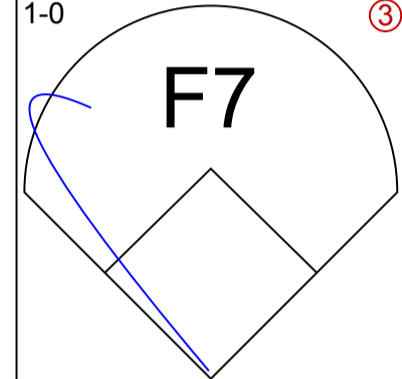
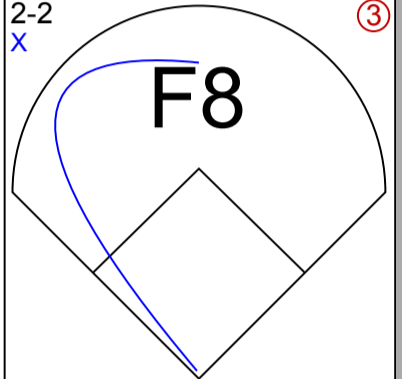
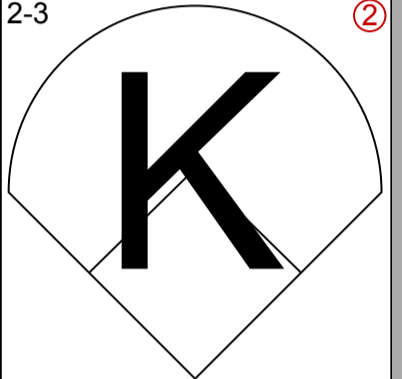
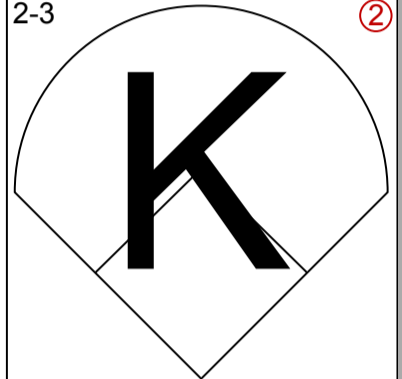
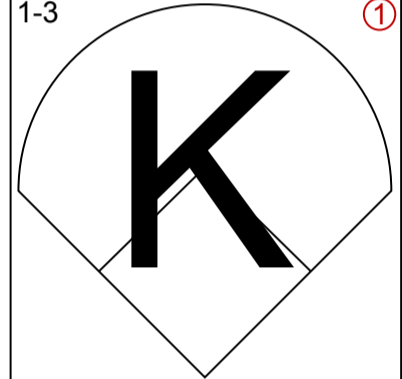
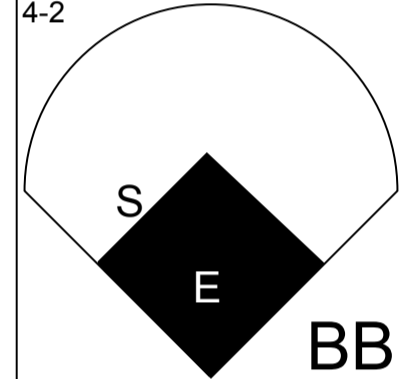
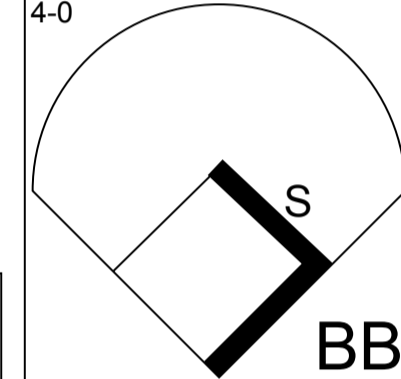
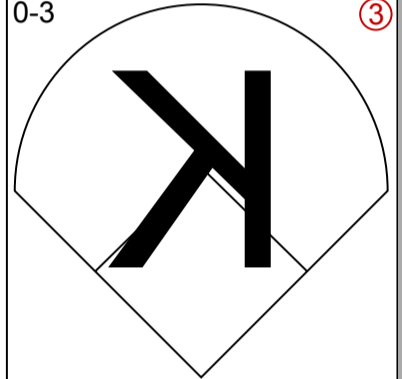
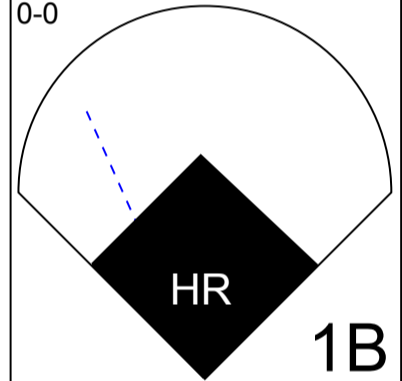
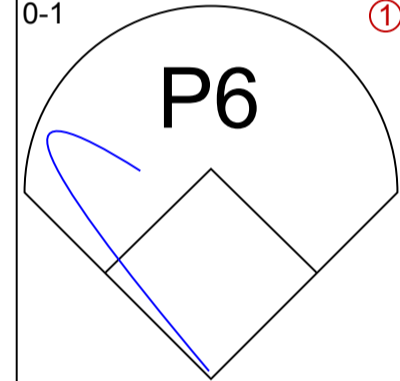
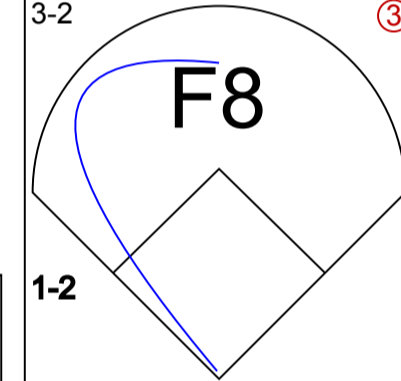
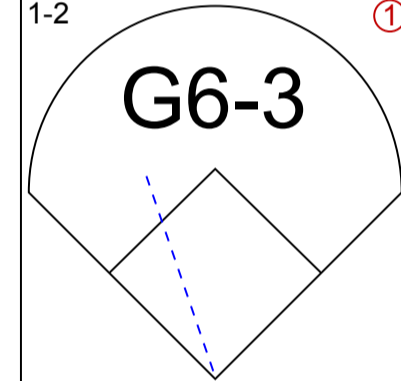
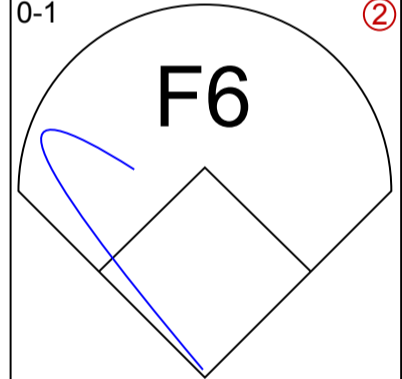
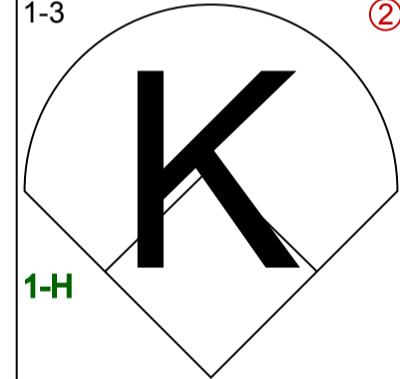
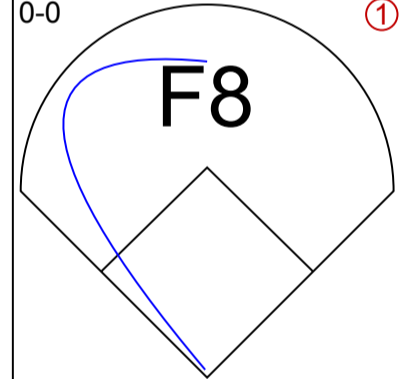
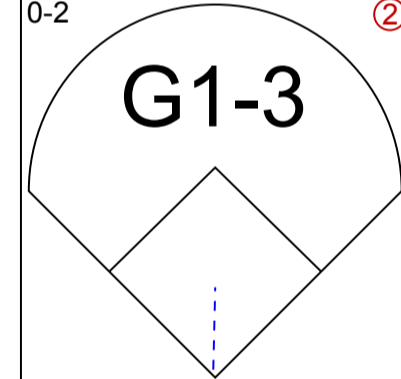
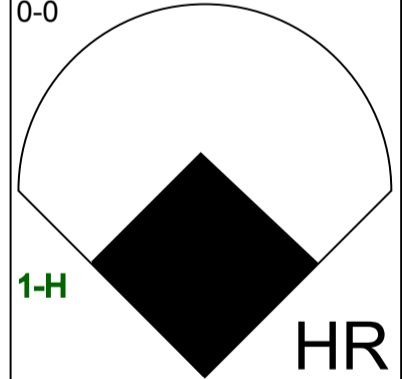
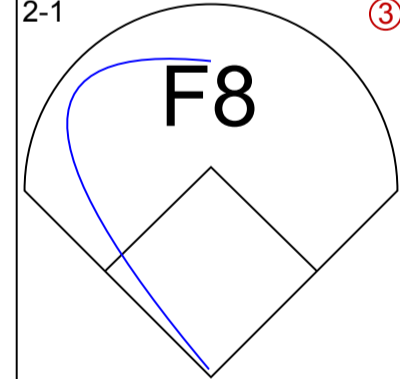
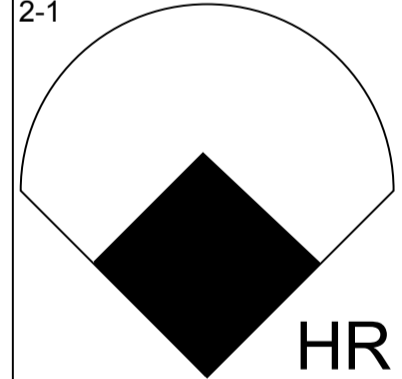
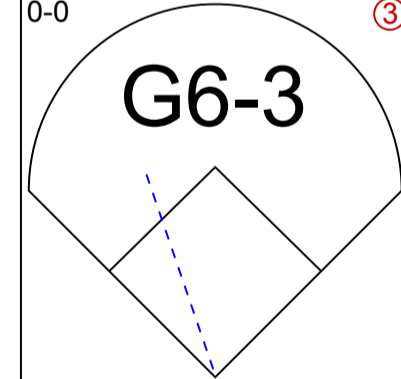
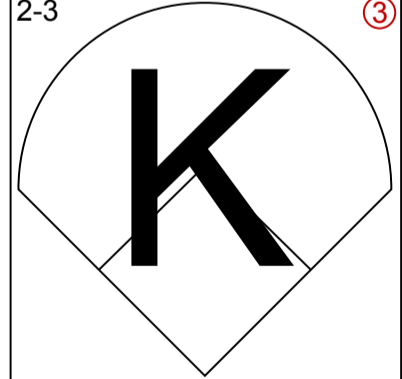
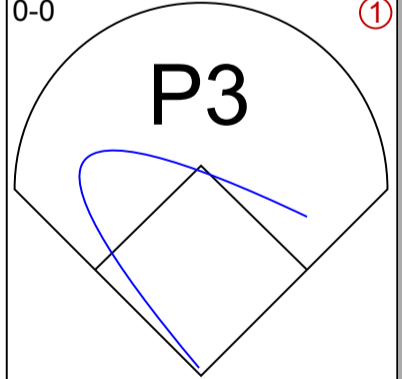
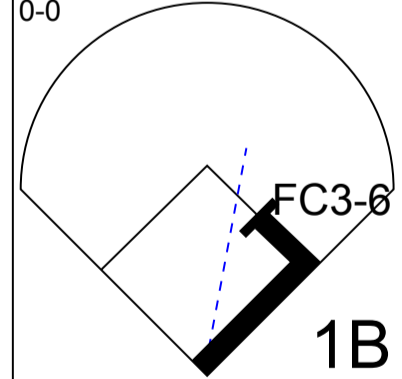
Batter	1	2	3	4	5	6	7	8	9	AB R H RBI BB SO LOB	TOP											
Lenny Dykstra, L OBP: 0.459, SLG: 0.468 (1, 8) H	2-0 HR HBP		0-1 G3			2-3 K			0-2 L7	4 1 0 0 0 1 3												
Darren Daulton, L OBP: 0.336, SLG: 0.338 (1, 2) SAFE	1-1 HR		2-2 2B			2-1 1B 1-2 1B			1-2 F9	5 2 3 2 0 1 2												
Tom Herr, S OBP: 0.310, SLG: 0.359 (1, 4) B	2-3 K		1-1 G4-3			0-0 1B 1-3 2-H 1B			0-1 2B	4 0 2 1 0 1 1												
John Kruk, L OBP: 0.374, SLG: 0.392 (1, 9) C	0-1 G4-3			1-1 2B		0-1 1B 1-3 3-H 1B			0-0 G1-3	4 0 2 1 0 0 1												
Carmelo Martinez, R OBP: 0.310, SLG: 0.456 (1, 7) B	3-2 G6-3			4-2 BB		1 SAFE 3-2 F8			1-0 L8	3 0 0 0 1 0 2												
Ricky Jordan, R OBP: 0.262, SLG: 0.362 (1, 3) B		1-2 F7		0-1 L7		3-1 G6-3			1-2 G5-3	4 0 0 0 0 0 3												
Charlie Hayes, R OBP: 0.313, SLG: 0.366 (1, 5) X		0-0 G6-3		0-0 F8		2-2 G6-3			0-1 1B 1B	4 0 1 0 0 0 2												
Dickie Thon, R OBP: 0.299, SLG: 0.316 (1, 6) C		0-2 P4		2-2 F9		1-3 K			1-0 1B 1-2 1B	4 0 1 0 0 1 2												
Bruce Ruffin, S OBP: 0.171, SLG: 0.094 Marvin Freeman, R Terry Mulholland, R Dave Hollins, S Don Carman, L Rod Booker, L Darre Akerfelds, R Randy Ready, R			2-2 P5			1-2 1B 1B			1-2 F8	1 0 1 1 1 0 0 0 0 0 0 0 0 0 0 0 1 0 0 0 0 1 0 0 0 0 0 0 0 0 1 0 0 0 0 0 0 1 0 0 0 0 0 2												
Inning Stats	R: 2 E: 0 K: 1 S: 10	H: 1 LOB: 0 BB: 0 P: 18	R: 0 E: 0 K: 0 S: 7	H: 0 LOB: 0 BB: 0 P: 8	R: 0 E: 0 K: 0 S: 14	H: 1 LOB: 1 BB: 0 P: 19	R: 0 E: 0 K: 0 S: 10	H: 1 LOB: 2 BB: 1 P: 17	R: 2 E: 0 K: 1 S: 20	H: 4 LOB: 1 BB: 0 P: 28	R: 0 E: 0 K: 1 S: 9	H: 0 LOB: 0 BB: 0 P: 15	R: 0 E: 0 K: 2 S: 8	H: 0 LOB: 0 BB: 0 P: 14	R: 0 E: 0 K: 0 S: 7	H: 1 LOB: 1 BB: 0 P: 9	R: 0 E: 0 K: 0 S: 13	H: 2 LOB: 2 BB: 0 P: 16	1B: 6 2B: 3 3B: 0 HR: 1	SF: 0 SAC: 0 DP: 0 HBP: 1	WP: 0 PB: 0 SB: 0 CS: 0	PA: 38
PITCHER	IP WLS BF H R ER SO BB IBB HBP BLK WP HR S P ERA WHIP																					
Bill Gullickson, R ERA: 3.62 (1, 1)	5.0 W 23 7 4 4 2 1 0 1 0 0 0 1 61 90 7.20 1.600																					
Larry Andersen, R ERA: 2.76 (6, 1)	2.0 6 0 0 0 3 0 0 0 0 0 0 0 17 29 0.00 0.000																					
Juan Agosto, L ERA: 3.23 (8, 1)	1.0 4 1 0 0 0 0 0 0 0 0 0 0 7 9 0.00 1.000																					
Dave Smith, R ERA: 2.41 (9, 1)	1.0 S 5 2 0 0 0 0 0 0 0 0 0 0 13 16 0.00 2.000																					

Philadelphia Phillies @ Houston Astros
Astrodome, Houston, TX
Thu Jul 12 1990, 8:05 PM EDT
Att. 16,983 - Unknown

livebaseballscorecards.com

AB	36
R	4
H	10
RBI	4
BB	1
SO	5
LOB	18



Batter	1	2	3	4	5	6	7	8	9	AB R H RBI BB SO LOB	TOP
Lenny Dykstra, L OBP: 0.454, SLG: 0.461 <small>(1, 8)</small>										4 0 0 0 0 2 1	<p>Philadelphia Phillies @ Houston Astros Astrodome, Houston, TX</p> <p>Fri Jul 13 1990 8:05 PM EDT Att. 15,248 - Dome</p>
Darren Daulton, L OBP: 0.331, SLG: 0.332 <small>(1, 2)</small>										4 0 0 0 0 1 1	
Tom Herr, S OBP: 0.312, SLG: 0.358 <small>(1, 4)</small>										3 0 1 0 1 0 0	
Von Hayes, L OBP: 0.393, SLG: 0.441 <small>(1, 9)</small>										4 0 0 0 0 2 2	
John Kruk, L OBP: 0.375, SLG: 0.389 <small>(1, 7)</small>										2 1 0 0 2 2 0	
Ricky Jordan, R OBP: 0.282, SLG: 0.360 <small>(1, 3)</small>										4 1 1 0 0 0 2	
Charlie Hayes, R OBP: 0.309, SLG: 0.361 <small>(1, 5)</small>										4 0 0 0 0 1 1	
Dickie Thon, R OBP: 0.301, SLG: 0.341 <small>(1, 6)</small>										4 2 2 3 0 0 0	
Jose De Jesus, R OBP: 0.200, SLG: 0.111 Roger McDowell, R Darrel Akerfelds, R										3 0 1 0 0 1 0 0 0 0 0 0 0 0 0 0 0 0 0 0 0	
Inning Stats	R: 0 H: 1 E: 0 LOB: 1 K: 2 BB: 0 S: 10 P: 17	R: 2 H: 2 E: 0 LOB: 0 K: 2 BB: 0 S: 10 P: 13	R: 0 H: 0 E: 0 LOB: 1 K: 1 BB: 1 S: 9 P: 18	R: 1 H: 0 E: 1 LOB: 0 K: 1 BB: 1 S: 11 P: 18	R: 0 H: 0 E: 0 LOB: 0 K: 0 BB: 0 S: 4 P: 5	R: 0 H: 0 E: 0 LOB: 1 K: 1 BB: 1 S: 9 P: 18	R: 1 H: 2 E: 0 LOB: 1 K: 0 BB: 0 S: 7 P: 12	R: 0 H: 0 E: 0 LOB: 0 K: 2 BB: 0 S: 8 P: 11	R: 0 H: 0 E: 0 LOB: 0 K: 0 BB: 0 S: 7 P: 8	1B: 3 SF: 0 2B: 0 SAC: 0 3B: 0 DP: 0 HR: 2 HBP: 0	WP: 0 PA: 35 PB: 0 SB: 4 CS: 0
PITCHER	IP WLS BF H R ER SO BB IBB HBP BLK WP HR S P ERA WHIP										
Mike Scott, R ERA: 4.67 Dan Schatzeder, L ERA: 3.35 Jim Clancy, R ERA: 5.43	(1, 1) 7.0 L 29 5 4 3 7 3 0 0 0 0 0 2 60 101 3.86 1.143										

livebaseballscorecards.com

AB	32
R	4
H	5
RBI	3
BB	3
SO	9
LOB	7



Batter	1	2	3	4	5	6	7	8	9	AB R H RBI BB SO LOB	TOP	
Lenny Dykstra, L (1, 8) OBP: 0.457, SLG: 0.472 Sil Campusano, R (4, 8) OBP: 0.300, SLG: 0.341	1-2 1B 3B	3-2 1-3 1-2		FC6 1B			1-2 P6	2-3 K 1-2		4 2 3 2 0 0 1 2 0 0 0 0 1 1		
Randy Ready, R (1, 7) OBP: 0.368, SLG: 0.385	1-1 1B SH2-3 1B	3-2 F9		FC6 1B			1-1 BB 1B		0-3 K	6 2 2 2 0 2 5		
Tom Herr, S (1, 4) OBP: 0.318, SLG: 0.359 Rod Booker, L (7, 4) OBP: 0.310, SLG: 0.328	0-0 SH2-3 1-2		3-3 K	2-1 G3-1 1B	4-2 WP BB		4-0 1B BB		0-1 F8	2 1 1 2 2 1 0 1 0 0 0 0 0 0		
Von Hayes, L (1, 9) OBP: 0.399, SLG: 0.445	3-2 1B		4-0 BB	1-0 G3-1 1B	0-3 K		0-0 1B		2-1 S 1B	5 0 3 1 1 1 3		
Ricky Jordan, R (1, 3) OBP: 0.279, SLG: 0.351	0-0 P6		1-1 F8	4-0 1B IBB	1-2 F3		0-1 F7		2-2 F9	5 1 0 0 1 0 7		
Charlie Hayes, R (1, 5) OBP: 0.307, SLG: 0.358	2-1 B2		3-2 4-3	1-0 1B	1-2 5-3		3-2 F7			5 1 1 2 0 0 6		
Dickie Thon, R (1, 6) OBP: 0.306, SLG: 0.356		2-2 HR		1-0 1B		0-0 4-3		0-1 F8		5 3 3 2 0 0 0		
Steve Lake, R (1, 2) OBP: 0.282, SLG: 0.270		0-0 P4		1-0 1B		0-2 5-3		0-0 PB 1B		5 1 3 1 0 0 0		
Pat Combs, L (1, 1) OBP: 0.242, SLG: 0.200 Don Carman, L (7, 1) OBP: 0.375, SLG: 0.375 John Kruk, L (8, PH) OBP: 0.374, SLG: 0.388 Roger McDowell, R (8, 1)		1-0 1B		4-0 1B		0-0 P8		0-0 F7		3 1 1 0 1 0 2 0 0 0 0 0 0 0 1 0 0 0 0 0 1 0 0 0 0 0 0 0		
Inning Stats	R: 1 H: 3 E: 0 LOB: 2 K: 0 BB: 0 S: 12 P: 19	R: 1 H: 2 E: 0 LOB: 1 K: 0 BB: 0 S: 12 P: 21	R: 0 H: 0 E: 0 LOB: 1 K: 1 BB: 1 S: 8 P: 19	R: 9 H: 8 E: 0 LOB: 2 K: 1 BB: 2 S: 22 P: 43	R: 0 H: 0 E: 0 LOB: 1 K: 1 BB: 1 S: 13 P: 19	R: 0 H: 0 E: 0 LOB: 0 K: 0 BB: 0 S: 6 P: 6	R: 1 H: 2 E: 0 LOB: 2 K: 0 BB: 1 S: 12 P: 21	R: 0 H: 1 E: 0 LOB: 1 K: 1 BB: 0 S: 7 P: 9	R: 0 H: 1 E: 0 LOB: 1 K: 1 BB: 0 S: 10 P: 14	1B: 15 SF: 0 2B: 0 SAC: 1 3B: 1 DP: 0 HR: 1 HBP: 0	WP: 1 PA: 50 PB: 1 SB: 1 CS: 0	
PITCHER	IP WLS BF H R ER SO BB IBB HBP BLK WP HR S P ERA WHIP											
Jim Deshaies, L (1, 1) ERA: 4.5	3.0 L 19 8 6 6 1 2 0 0 0 0 0 1 36 69 18.00 3.333											
Jim Clancy, R (4, 1) ERA: 6.13	0.1 6 3 3 3 0 0 1 0 0 0 0 0 8 19 81.00 9.000											
Dan Schatzeder, L (4, 1) ERA: 3.21	1.2 8 2 2 2 2 1 0 0 0 1 0 23 33 10.80 1.800											
Xavier Hernandez, R (6, 1) ERA: 6.0	4.0 17 4 1 1 2 1 0 0 0 0 0 35 50 2.25 1.250											

Philadelphia Phillies @ Houston Astros
Astrodome, Houston, TX
Sat Jul 14 1990, 8:05 PM EDT
Att. 28,308 - Dome - 72 F

livebaseballscorecards.com

AB	44
R	12
H	17
RBI	12
BB	5
SO	5
LOB	26



Batter	1	2	3	4	5	6	7	8	9	AB	R	H	RBI	BB	SO	LOB
Eric Yelding, R OBP: 0.316, SLG: 0.288 (1, 6)	2-1 1-3		0-0 SF8	1-1 F9		4-0 BB		1-1 L3		3	0	0	1	1	0	1
Craig Biggio, R OBP: 0.343, SLG: 0.343 (1, 8)	1-3 K		0-2 F8		0-0 6-3	1-2 F7		1-3 K		5	0	0	0	0	2	3
Ken Caminiti, S OBP: 0.314, SLG: 0.323 (1, 5)	1-0 5-3		2-0 WP 1B		1-3 K		0-2 FC1-6 FC5-4 1B	0-0 6-3		5	1	2	1	0	1	0
Glenn Wilson, R OBP: 0.285, SLG: 0.350 (1, 9)		3-3 K	0-3 K		1-2 1B		1-2 FC1-6 1B	4-1 G1-6-3 BB		3	0	1	0	0	2	2
Xavier Hernandez, L OBP: 0.500, SLG: 0.500 (5, PR)										1	1	1	0	0	0	0
Terry Puhl, L OBP: 0.351, SLG: 0.303 (9, PH)			1-2 2-3 1B							0	0	0	0	1	0	0
Javier Ortiz, R OBP: 0.395, SLG: 0.529 (1, 7)		2-1 1-3	1-2 P4		1-0 FC5 1B		0-2 FC1-6 FC5-4	1-1 G1-6-3		2	0	0	0	0	0	3
Dan Schatzeder, L OBP: 0.333, SLG: 0.333 (4, 1)										0	0	0	0	0	0	0
Dave Rohde, S OBP: 0.214, SLG: 0.184 (5, PH)							1-2 2-3	1-2f		3	0	1	0	0	0	3
Franklin Stubbs, L OBP: 0.316, SLG: 0.485 (1, 3)		1-3 K		0-0 2B SF8 1B	1-0 1B		0-1 FC5-4 E	0-0 G1-6-3		5	2	2	2	0	1	1
Casey Candaele, S OBP: 0.366, SLG: 0.412 (1, 4)			3-2 1B SF8 1B	1-3 K	1-0 FC5		2-1 E			4	2	2	0	0	1	3
Carl Nichols, R OBP: 0.600, SLG: 1.000 (1, 2)			0-0 SF8 1B	1-0 K		3-2 5-3	2-1 E6	1-1 WP 2B		4	2	3	2	0	0	0
Jim Deshaies, L OBP: 0.031, SLG: 0.031 (1, 1)										1	0	1	0	0	0	0
Jim Clancy, R OBP: 0.231, SLG: 0.231 (4, 1)										0	0	0	0	0	0	0
Eric Anthony, L OBP: 0.284, SLG: 0.360 (4, 9)			0-0 WP 1B	1-1 SF8		2-3 K	3-2 P5			2	0	0	1	0	1	0

Inning Stats	R: 0	H: 0	E: 0	K: 1	S: 7	R: 0	H: 0	E: 0	K: 2	S: 10	R: 2	H: 4	E: 0	K: 1	S: 18	R: 1	H: 3	E: 0	K: 1	S: 9	R: 1	H: 3	E: 0	K: 1	S: 11	R: 0	H: 0	E: 0	K: 1	S: 10	R: 4	H: 4	E: 1	K: 0	S: 18	R: 0	H: 0	E: 0	K: 1	S: 6	R: 0	H: 0	E: 0	K: 0	S: 4	R: 0	H: 0	E: 0	K: 0	S: 9	1B: 11	SF: 2	3B: 0	HR: 0	WP: 2	PA: 42
--------------	------	------	------	------	------	------	------	------	------	-------	------	------	------	------	-------	------	------	------	------	------	------	------	------	------	-------	------	------	------	------	-------	------	------	------	------	-------	------	------	------	------	------	------	------	------	------	------	------	------	------	------	------	--------	-------	-------	-------	-------	--------

PITCHER	IP	WLS	BF	H	R	ER	SO	BB	IBB	HBP	BLK	WP	HR	S	P	ERA	WHIP
Pat Combs, L ERA: 4.4 (1, 1)	6.2		35	13	8	7	7	1	0	0	0	1	0	80	120	9.45	2.100
Don Carman, L ERA: 3.16 (7, 1)	0.1		1	0	0	0	0	0	0	0	0	1	0	3	6	0.00	0.000
Roger McDowell, R ERA: 5.28 (8, 1)	2.0		6	0	0	0	1	1	0	0	0	0	0	10	17	0.00	0.500

BOTTOM

Philadelphia Phillies @ Houston Astros
Astrodome, Houston, TX
Sat Jul 14 1990, 8:05 PM EDT
Att. 28,308 - Dome - 72 F

livebaseballscorecards.com

AB	38
R	8
H	13
RBI	7
BB	2
SO	8
LOB	16



Batter	1	2	3	4	5	6	7	8	9	AB R H RBI BB SO LOB	TOP											
Lenny Dykstra, L OBP: 0.463, SLG: 0.480 (1, 8)	3-2 G3-6-3 1B		2-2 1B		2-2 2B		4-1 BB			3 0 3 0 1 0 0												
Rod Booker, L OBP: 0.293, SLG: 0.308 (1, 5)	0-0 P5		0-0 F9		0-0 L7		1-1 P6			4 0 0 0 0 0 6												
Tom Herr, S OBP: 0.314, SLG: 0.355 (1, 4)	0-1 G3-6-3 1-2f			1-3 K		1-1 G4-3		2-2 G5-3		4 0 0 0 0 1 1												
Von Hayes, L OBP: 0.394, SLG: 0.437 (1, 9)		1-0 L9		1-0 P5		1-2 P6		0-3 K		4 0 0 0 0 1 0												
John Kruk, L OBP: 0.376, SLG: 0.389 (1, 7)		3-1 1B		1-3 K		1-1 1B		1-3 K		4 0 2 0 0 2 0												
Ricky Jordan, R OBP: 0.278, SLG: 0.349 (1, 3)		0-1 F8			1-1 1B G6-3 FC6-4 1B	1-2 K			1-1 L9	4 1 1 0 0 1 2												
Dickie Thon, R OBP: 0.305, SLG: 0.352 (1, 6)		1-1 G1			0-2 G6-3		0-0 G5-3		4-0 G6-3 BB	3 0 0 0 1 0 2												
Steve Lake, R OBP: 0.283, SLG: 0.282 (1, 2)			1-3 K		0-0 FC6-4 1B		0-0 BB 1B		0-1 G6-3 1-2f	4 0 2 0 0 1 1												
Jeff Parrett, R (1, 1)			1-2 G3		1-2 FC6-4 2B 1-2f 3-H		0-3 K			3 0 0 1 0 1 2												
Dennis Cook, L OBP: 0.290, SLG: 0.387 (7, 1)										0 0 0 0 0 0 0												
Roger McDowell, R (8, 1)										0 0 0 0 0 0 0												
Inning Stats	R: 0 E: 0 K: 0 S: 6	H: 1 LOB: 0 BB: 0 P: 9	R: 0 E: 0 K: 0 S: 7	H: 1 LOB: 1 BB: 0 P: 12	R: 0 E: 0 K: 1 S: 12	H: 1 LOB: 1 BB: 0 P: 16	R: 0 E: 0 K: 2 S: 8	H: 0 LOB: 0 BB: 0 P: 11	R: 1 E: 0 K: 0 S: 13	H: 3 LOB: 2 BB: 0 P: 17	R: 0 E: 0 K: 1 S: 10	H: 1 LOB: 1 BB: 0 P: 15	R: 0 E: 0 K: 1 S: 8	H: 1 LOB: 2 BB: 1 P: 13	R: 0 E: 0 K: 2 S: 9	H: 0 LOB: 0 BB: 0 P: 12	R: 0 E: 0 K: 0 S: 4	H: 0 LOB: 0 BB: 1 P: 9	1B: 7 2B: 1 3B: 0 HR: 0	SF: 0 SAC: 0 DP: 2 HBP: 0	WP: 0 PB: 0 SB: 1 CS: 0	PA: 35
PITCHER Danny Darwin, R ERA: 2.1 Juan Agosto, L ERA: 3.12	IP: 7.0 WLS: W BF: 29 H: 8 R: 1 ER: 1 SO: 5 BB: 1 IBB: 0 HBP: 0 BLK: 0 WP: 0 HR: 0 S: 64 P: 93 ERA: 1.29 WHIP: 1.286	IP: 2.0 WLS: BF: 6 H: 0 R: 0 ER: 0 SO: 2 BB: 1 IBB: 0 HBP: 0 BLK: 0 WP: 0 HR: 0 S: 13 P: 21 ERA: 0.00 WHIP: 0.500											PITCHER IP: WLS: BF: H: R: ER: SO: BB: IBB: HBP: BLK: WP: HR: S: P: ERA: WHIP									

Philadelphia Phillies @ Houston Astros
Astrodome, Houston, TX
Sun Jul 15 1990, 4:33 AM EDT
Att. 19,616 - Dome

livebaseballscorecards.com

AB	33
R	1
H	8
RBI	1
BB	2
SO	7
LOB	14



Batter	1	2	3	4	5	6	7	8	9
Eric Yelding, R OBP: 0.317, SLG: 0.290 (1, 6)	F9		CS	K2-3		G3 SH5-3 1B	WP 1B	FC1-2	
Ken Oberkfell, L OBP: 0.306, SLG: 0.333 Dave Rohde, S OBP: 0.209, SLG: 0.184 (7, PH) (8, 4)	L5			K		SH5-3	SF9		
Ken Caminiti, S OBP: 0.309, SLG: 0.318 (1, 5)	K			G3		G3	F9		
Franklin Stubbs, L OBP: 0.314, SLG: 0.486 (1, 3)			K			G3-1		E3	
Craig Biggio, R OBP: 0.345, SLG: 0.345 (1, 8)			L8			FC5-2 1B	L7	FC1-8 1B	
Eric Anthony, L OBP: 0.284, SLG: 0.358 Juan Agosto, L (8, 1)			K			SF8	2B	FC1-6 1B FC1-2	
Javier Ortiz, R OBP: 0.429, SLG: 0.579 (8, 9)						FC5-2 1B	1B 2B	FC1-2 1B FC1-2	
Rich Gedman, L OBP: 0.359, SLG: 0.329 Carl Nichols, R OBP: 0.667, SLG: 1.000 (7, PR) (8, 2)						P5	1B 1B SF9 IBB	FC1-2 1B	
Danny Darwin, R Casey Candaele, S OBP: 0.368, SLG: 0.414 (7, PH) (8, 7)			K			K	SF9 WP 1B	FC1-2	

Inning Stats	R: 0	H: 0	E: 0	K: 1	S: 8	R: 0	H: 0	E: 0	K: 2	S: 10	R: 0	H: 1	E: 0	K: 1	S: 11	R: 0	H: 0	E: 0	K: 2	S: 8	R: 1	H: 3	E: 1	K: 1	S: 13	R: 0	H: 1	E: 0	K: 0	S: 8	R: 4	H: 3	E: 0	K: 0	S: 13	R: 1	H: 3	E: 1	K: 0	S: 14
	LOB: 0	BB: 0	BB: 0	BB: 0	BB: 15	LOB: 0	BB: 0	LOB: 0	BB: 0	BB: 18	LOB: 0	BB: 0	LOB: 0	BB: 0	BB: 15	LOB: 2	BB: 0	LOB: 1	BB: 0	BB: 11	LOB: 2	BB: 0	LOB: 2	BB: 0	LOB: 2	BB: 0	LOB: 1	BB: 0	LOB: 2	BB: 2	LOB: 2	BB: 0	LOB: 3	BB: 0	LOB: 3	BB: 0	LOB: 3	BB: 0	LOB: 3	

PITCHER	IP	WLS	BF	H	R	ER	SO	BB	IBB	HBP	BLK	WP	HR	S	P	ERA	WHIP
Jeff Parrett, R ERA: 5.05 (1, 1)	6.1	L	26	6	4	4	7	1	1	0	0	0	0	64	101	5.68	1.105
Dennis Cook, L ERA: 3.34 (7, 1)	1.0		7	3	2	1	0	0	0	0	0	1	0	14	21	9.00	3.000
Roger McDowell, R ERA: 5.2 (8, 1)	0.2		4	2	0	0	0	0	0	0	0	0	0	7	9	0.00	3.000

BOTTOM

Philadelphia Phillies @ Houston Astros
Astrodome, Houston, TX
Sun Jul 15 1990, 4:33 AM EDT
Att. 19,616 - Dome

livebaseballscorecards.com

AB	32
R	6
H	11
RBI	5
BB	2
SO	7
LOB	16



1B: 9	SF: 2	WP: 1	PA: 38
2B: 2	SAC: 1	PB: 0	
3B: 0	DP: 0	SB: 0	
HR: 0	HBP: 0	CS: 1	

PITCHER	IP	WLS	BF	H	R	ER	SO	BB	IBB	HBP	BLK	WP	HR	S	P	ERA	WHIP
Jeff Parrett, R ERA: 5.05 (1, 1)	6.1	L	26	6	4	4	7	1	1	0	0	0	0	64	101	5.68	1.105
Dennis Cook, L ERA: 3.34 (7, 1)	1.0		7	3	2	1	0	0	0	0	0	1	0	14	21	9.00	3.000
Roger McDowell, R ERA: 5.2 (8, 1)	0.2		4	2	0	0	0	0	0	0	0	0	0	7	9	0.00	3.000

Batter	1	2	3	4	5	6	7	8	9	AB	R	H	RBI	BB	SO	LOB	TOP
Lenny Dykstra, L OBP: 0.461, SLG: 0.474 (1, 8)	2-1 F9		3-2 G5-3		0-0 F8	2-2 G5-3		4-0 2B FC5 IBB	4-0 1-2 2-3 BB	4	0	0	0	2	0	1	
Darren Daulton, L OBP: 0.335, SLG: 0.342 (1, 2)	1-0 G4-3		3-2 G3-1		4-2 1B 1B BB		1-1 WP 1B 2B	0-0 1-3 2-H 3-H 2B	2-1 F8	5	2	2	2	1	0	3	
Tom Herr, S OBP: 0.315, SLG: 0.353 (1, 4)	2-0 G1-3		4-2 1B BB		0-0 1B 1-3 1B		3-1 F7	0-1 FC5		4	0	1	0	1	0	3	
Von Hayes, L OBP: 0.397, SLG: 0.441 (1, 9)		3-1 P7	1-1 1-3 1B		2-0 1-3 3-H 1B FC4-6		2-1 2-H 1B	0-1 P6		5	0	3	2	0	0	2	
John Kruk, L OBP: 0.376, SLG: 0.394 (1, 7)		2-0 1B E 1B	2-1 F7		1-0 1-2f FC4-6		0-0 F7		0-1 1B SF8 2B	5	2	2	0	0	0	4	
Carmelo Martinez, R OBP: 0.321, SLG: 0.466 (1, 3)		1-2 E 1-2 1B		3-2 G1-3		2-2 G4-3 E 2B		2-3 K	4-2 BB 1B BB	4	1	2	0	1	1	1	
Dickie Thon, R OBP: 0.313, SLG: 0.360 (1, 6)		3-1 E6 1-3 2-H 1B		1-0 F9 S 1B		1-2 G4-3		0-1 1B 2B 1B	1-1 BB 1B	5	1	4	0	0	0	1	
Charlie Hayes, R OBP: 0.305, SLG: 0.356 (1, 5)		2-1 P2		0-1 F9		3-2 FC1		2-2 1-3 2B SH3-4 1B	3-2 SF8	4	1	1	1	0	0	3	
Terry Mulholland, R OBP: 0.167, SLG: 0.208 (1, 1)		0-0 G3		1-0 G6-3		2-1 F8		1-2 SH3-4	0-3 K	4	0	0	0	0	0	1	
Inning Stats	R: 0 E: 0 K: 0 S: 4 H: 0 LOB: 0 BB: 0 P: 9	R: 1 E: 1 K: 0 S: 11 H: 3 LOB: 2 BB: 0 P: 22	R: 0 E: 0 K: 0 S: 17 H: 1 LOB: 1 BB: 0 P: 30	R: 0 E: 0 K: 0 S: 10 H: 1 LOB: 1 BB: 0 P: 15	R: 1 E: 0 K: 0 S: 6 H: 2 LOB: 1 BB: 1 P: 13	R: 1 E: 1 K: 0 S: 14 H: 1 LOB: 1 BB: 0 P: 24	R: 1 E: 0 K: 1 S: 12 H: 2 LOB: 1 BB: 0 P: 19	R: 2 E: 0 K: 0 S: 13 H: 3 LOB: 2 BB: 1 P: 20	R: 1 E: 0 K: 1 S: 15 H: 2 LOB: 3 BB: 2 P: 29	1B: 11 2B: 4 3B: 0 HR: 0 SF: 1 SAC: 1 DP: 0 HBP: 0	WP: 1 PB: 0 SB: 1 CS: 0	PA: 47					
PITCHER	IP WLS BF H R ER SO BB IBB HBP BLK WP HR S P ERA WHIP	IP WLS BF H R ER SO BB IBB HBP BLK WP HR S P ERA WHIP	IP WLS BF H R ER SO BB IBB HBP BLK WP HR S P ERA WHIP	IP WLS BF H R ER SO BB IBB HBP BLK WP HR S P ERA WHIP	IP WLS BF H R ER SO BB IBB HBP BLK WP HR S P ERA WHIP	IP WLS BF H R ER SO BB IBB HBP BLK WP HR S P ERA WHIP	IP WLS BF H R ER SO BB IBB HBP BLK WP HR S P ERA WHIP	IP WLS BF H R ER SO BB IBB HBP BLK WP HR S P ERA WHIP	IP WLS BF H R ER SO BB IBB HBP BLK WP HR S P ERA WHIP								
Marty Clary, R ERA: 4.5 (1, 1)	5.2 L 27 8 3 1 0 2 0 0 0 0 0 59 108 1.59 1.765																
Joe Hesketh, L ERA: 5.63 (6, 1)	1.1 6 2 1 1 1 0 0 0 0 1 0 15 24 6.75 1.500																
Joe Boever, R ERA: 4.83 (8, 1)	1.0 7 3 2 2 0 0 0 1 0 0 0 13 20 18.00 3.000																
Charlie Kerfeld, R ERA: 6.47 (9, 1)	1.0 7 2 1 1 1 2 0 0 0 0 0 15 29 9.00 4.000																

Philadelphia Phillies @ Atlanta Braves
Atlanta-Fulton County Stadium, Atlanta, GA

Mon Jul 16 1990, 7:05 PM EDT
Att. 8,211 - Unknown

livebaseballscorecards.com

AB	40
R	7
H	15
RBI	5
BB	5
SO	2
LOB	24



Batter	1	2	3	4	5	6	7	8	9	AB	R	H	RBI	BB	SO	LOB	BOTTOM
--------	---	---	---	---	---	---	---	---	---	----	---	---	-----	----	----	-----	--------

Lonnie Smith, R <small>OBP: 0.361, SLG: 0.426</small> <small>(1, 7)</small> 										4	0	2	0	0	0	0	Philadelphia Phillies @ Atlanta Braves Atlanta-Fulton County Stadium, Atlanta, GA <small>Mon Jul 16 1990, 7:05 PM EDT</small> <small>Att: 8,211 - Unknown</small>
Jeff Blausler, R <small>OBP: 0.357, SLG: 0.431</small> <small>(1, 4)</small> 										4	1	1	0	0	0	3	
Ron Gant, R <small>OBP: 0.359, SLG: 0.579</small> <small>(1, 8)</small> 										4	1	1	2	0	0	3	
Jim Presley, R <small>OBP: 0.316, SLG: 0.460</small> <small>(1, 5)</small> 										4	0	0	0	0	1	1	
Dale Murphy, R <small>OBP: 0.309, SLG: 0.403</small> <small>(1, 9)</small> 										3	0	0	0	1	0	0	
Francisco Cabrera, R <small>OBP: 0.310, SLG: 0.425</small> <small>(1, 3)</small> 										4	0	1	0	0	0	2	
Andres Thomas, R <small>OBP: 0.252, SLG: 0.296</small> <small>(1, 6)</small> 										4	0	0	0	0	0	2	
Greg Olson, R <small>OBP: 0.365, SLG: 0.422</small> <small>(1, 2)</small> 										3	0	1	0	0	0	0	
Marty Clary, R <small>(1, 1)</small> Joe Hesketh, R <small>(6, 1)</small> Joe Boever, R <small>(8, 1)</small> Oddibe McDowell, L <small>OBP: 0.299, SLG: 0.381</small> <small>(8, PH)</small> Charlie Kerfeld, R <small>(9, 1)</small> 										2	0	0	0	0	2	1	
										0	0	0	0	0	0	0	
										0	0	0	0	0	0	0	
										1	0	0	0	0	0	0	
										0	0	0	0	0	0	0	

Inning Stats	R: 0 E: 0 K: 0 S: 7	H: 1 LOB: 0 BB: 0 P: 13	R: 0 E: 0 K: 0 S: 14	H: 0 LOB: 1 BB: 1 P: 20	R: 0 E: 0 K: 1 S: 12	H: 2 LOB: 2 BB: 0 P: 17	R: 0 E: 1 K: 1 S: 6	H: 0 LOB: 0 BB: 0 P: 7	R: 0 E: 0 K: 1 S: 8	H: 0 LOB: 0 BB: 0 P: 13	R: 0 E: 1 K: 0 S: 7	H: 0 LOB: 1 BB: 0 P: 11	R: 0 E: 0 K: 0 S: 5	H: 0 LOB: 0 BB: 0 P: 7	R: 0 E: 0 K: 0 S: 3	H: 0 LOB: 0 BB: 0 P: 3	R: 2 E: 0 K: 0 S: 8	H: 3 LOB: 1 BB: 0 P: 12	1B: 3 2B: 2 3B: 0 HR: 1	SF: 0 SAC: 0 DP: 1 HBP: 0	WP: 0 PB: 0 SB: 0 CS: 0	PA: 34
---------------------	------------------------------	----------------------------------	-------------------------------	----------------------------------	-------------------------------	----------------------------------	------------------------------	---------------------------------	------------------------------	----------------------------------	------------------------------	----------------------------------	------------------------------	---------------------------------	------------------------------	---------------------------------	------------------------------	----------------------------------	----------------------------------	------------------------------------	----------------------------------	--------

PITCHER	IP	WLS	BF	H	R	ER	SO	BB	IBB	HBP	BLK	WP	HR	S	P	ERA	WHIP	PITCHER	IP	WLS	BF	H	R	ER	SO	BB	IBB	HBP	BLK	WP	HR	S	P	ERA	WHIP		
Terry Mulholland, L <small>ERA: 3.95</small> <small>(1, 1)</small>	9.0	W	34	6	2	2	3	1	0	0	0	0	1	70	103	2.00	0.778																				



Batter 1 2 3 4 5 6 7 8 9 AB R H RBI BB SO LOB TOP

Lenny Dykstra, L (1, 8) G5-3 3B BB 2B 1B 1B 1B 2B BB

Randy Ready, R (1, 4) John Kruk, L (7, PH) P9 3B 1B 1B 2B BB G4-3 G4-6-3

Von Hayes, L (1, 9) G4-3 F8 2B 1B 3B BB

Carmelo Martinez, R (1, 7) P3 P5 K 1B BB

Ricky Jordan, R (1, 3) Darrel Akerfelds, R (7, 1) Roger McDowell, R (8, 1) Sil Campusano, R (9, PH) F8 G6-3 P6 2B

Dickie Thon, R (1, 6) G6-3 G5-3 K 1B 2B 1B 1B

Charlie Hayes, R (1, 5) G6-4-3 1B HR F8 2B 1B 1B 2B

Darren Daulton, L (1, 2) G6-4-3 L9 1B 2B 2B BB FC6-4

Bruce Ruffin, S (1, 1) Marvin Freeman, R (4, 1) Jim Valcher, R (5, PH) Don Carman, L (5, 1) Tom Herr, S (7, PH) G4-3 G6-3 G4-3 P4 FC6-4

Inning Stats table with columns for R, H, E, K, S, P and rows for each of the 9 batters.

PITCHER table with columns for IP, WLS, BF, H, R, ER, SO, BB, IBB, HBP, BLK, WP, HR, S, P, ERA, WHIP and rows for Tom Glavine, L; Mark Grant, R; Kent Mercker, L.

Philadelphia Phillies @ Atlanta Braves Atlanta-Fulton County Stadium, Atlanta, GA Tue Jul 17 1990, 7:05 PM EDT Att: 8,558 - Unknown - 82 F

Summary statistics table: AB 40, R 10, H 15, RBI 10, BB 5, SO 2, LOB 19.



Batter	1	2	3	4	5	6	7	8	9	AB	R	H	RBI	BB	SO	LOB				
Lonnie Smith, R OBP: 0.373, SLG: 0.454 (1, 7)	0-0 HR 1B	0-0 1-2 1B		0-0 1-H WP 3B	3-2 HBP		0-2 3-H 3B			4	2	4	2	0	0	0				
Jeff Blauser, R OBP: 0.358, SLG: 0.427 Kent Mercker, L (8, 1)	1-3 K 1B	0-0 F8 2-3 1B		1-0 BB HR 1B	1-1 L8		4-1 WP BB			4	1	1	0	1	1	4				
Ron Gant, R OBP: 0.360, SLG: 0.585 (1, 8)	1-0 HR 1B	0-0 L7		4-1 3-H HR BB		0-0 F7	3-2 F9			4	2	1	2	1	0	4				
Jim Presley, R OBP: 0.318, SLG: 0.478 (1, 5)	3-2 HR		2-3 K	0-1 1-H 2-H HR		3-3 K		1-0 G1-3		5	2	2	4	0	2	0				
Dale Murphy, R OBP: 0.308, SLG: 0.401 Mark Grant, R OBP: 0.500, SLG: 0.500 Mark Lemke, S OBP: 0.283, SLG: 0.221 (1, 9), (7, 1), (8, 4)	0-1 P3		1-1 1B	1-3 K		3-2 P3		0-1 G3		4	0	1	0	0	1	0				
Francisco Cabrera, R OBP: 0.333, SLG: 0.512 David Justice, L OBP: 0.343, SLG: 0.430 (1, 3), (7, PH), (8, 3)	1-1 1B		0-1 1-H HR	2-3 K			2-3 K	4-1 1B E BB		3	1	2	2	0	1	0				
Andres Thomas, R OBP: 0.256, SLG: 0.299 (1, 6)	2-2 G4-3		0-1 G5-3	1-0 P4			2-1 E E 1B	2-2 E E 1B		5	2	2	0	0	0	1				
Greg Olson, R OBP: 0.361, SLG: 0.416 (1, 2)		1-0 G6-3	0-2 G4-3		3-1 P5		0-0 E3 F8 3B 1B	0-1 E1		5	1	1	0	0	0	0				
Tom Glavine, L OBP: 0.225, SLG: 0.194 Tommy Gregg, L OBP: 0.247, SLG: 0.310 (1, 1), (7, 9)		4-1 F8 1B BB		2-2 3B 1B	0-3 K		1-0 F8	0-1 G1-3		2	1	1	0	1	1	0				
										2	0	0	0	0	0	2				
Inning Stats	R: 3 E: 0 K: 1 S: 19	H: 4 LOB: 1 BB: 0 P: 27	R: 0 E: 0 K: 0 S: 5	H: 1 LOB: 2 BB: 1 P: 10	R: 2 E: 0 K: 1 S: 13	H: 2 LOB: 0 BB: 0 P: 16	R: 5 E: 0 K: 2 S: 15	H: 4 LOB: 0 BB: 1 P: 26	R: 0 E: 0 K: 1 S: 9	H: 0 LOB: 1 BB: 0 P: 16	R: 0 E: 0 K: 1 S: 9	H: 0 LOB: 0 BB: 0 P: 15	R: 2 E: 1 K: 1 S: 14	H: 3 LOB: 2 BB: 1 P: 26	R: 2 E: 1 K: 0 S: 12	H: 1 LOB: 1 BB: 1 P: 19	1B: 9 2B: 0 3B: 2 HR: 4	SF: 0 SAC: 0 DP: 0 HBP: 1	WP: 2 PB: 0 SB: 0 CS: 0	PA: 45

BOTTOM

Philadelphia Phillies @ Atlanta Braves
Atlanta-Fulton County Stadium, Atlanta, GA

Tue Jul 17 1990, 7:05 PM EDT
Att. 8,558 - Unknown - 82 F

livebaseballscorecards.com

AB	40
R	13
H	15
RBI	10
BB	4
SO	7
LOB	11



PITCHER	IP	WLS	BF	H	R	ER	SO	BB	IBB	HBP	BLK	WP	HR	S	P	ERA	WHIP
Bruce Ruffin, L ERA: 4.81 (1, 1)	3.0	L	19	9	7	7	2	1	0	0	0	0	3	41	59	21.00	3.333
Marvin Freeman, R ERA: 5.74 (4, 1)	1.0		6	2	3	3	2	1	0	0	0	1	1	11	20	27.00	3.000
Don Carman, L ERA: 3.04 (5, 1)	2.0		7	0	0	0	2	0	0	1	0	0	0	18	31	0.00	0.000
Darrel Akerfelds, R ERA: 2.61 (7, 1)	1.0		7	3	2	2	1	1	0	0	0	1	0	14	26	18.00	4.000
Roger McDowell, R ERA: 5.09 (8, 1)	1.0		6	1	2	0	0	1	0	0	0	0	0	12	19	0.00	2.000

Batter	1	2	3	4	5	6	7	8	9	AB R H RBI BB SO LOB	TOP																
Lenny Dykstra, L OBP: 0.464, SLG: 0.475 (1, 8)	1-0 L9	1-1 G1-6-3			2-0 L9			4-2 BB 1B BB BB	4-0 L3 IBB	3 1 0 0 2 0 1																	
Darren Daulton, L OBP: 0.337, SLG: 0.343 (1, 2)	4-2 2B 1B BB		1-1 P2		1-1 G4-3			0-3 K	1-1 L3	4 1 0 0 1 1 3																	
Tom Herr, S OBP: 0.323, SLG: 0.362 (1, 4)	0-1 1B 1-3 2B		3-1 S 1B		4-1 G4-6-3 BB			0-0 BB 2B 1B		3 1 3 0 1 0 0																	
Von Hayes, L OBP: 0.398, SLG: 0.440 Carmelo Martinez, R OBP: 0.326, SLG: 0.451 (1, 9) (3, 7) (8, 3)	0-0 WP 1B 2-3 3-H		3-3 SAFE K 1-2		1-0 L7			4-2 BB 2B BB		2 0 1 1 0 1 1 1 1 0 0 1 0 1																	
John Kruk, L OBP: 0.375, SLG: 0.387 (1, 7) (3, 9) (9, 7)	4-0 1-2 IBB		1-1 F8		0-2 G4-6-3 1-2f			4-2 2B 1-2 2-3 3-H BB		2 0 0 1 2 0 2																	
Ricky Jordan, R OBP: 0.277, SLG: 0.355 Darrel Akerfelds, R (1, 3) (8, 1)	0-3 K			2-3 K			2-2 G5-3	0-2 1-3 2-H 3-H 2B		4 0 1 2 0 2 3 0 0 0 0 0 0 0																	
Dickie Thon, R OBP: 0.311, SLG: 0.355 (1, 6)	2-0 F7			1-3 K			1-3 K	1-1 F9		4 0 0 0 0 2 5																	
Charlie Hayes, R OBP: 0.315, SLG: 0.378 (1, 5)		1-1 G1-6-3 1B		3-3 K			0-0 F8		2-2 SH3-4 1B	4 0 2 0 0 1 0																	
Jose De Jesus, R OBP: 0.167, SLG: 0.091 Dennis Cook, L OBP: 0.290, SLG: 0.387 Randy Ready, R OBP: 0.365, SLG: 0.397 Jim Vatcher, R OBP: 0.356, SLG: 0.390 (1, 1) (5, 1) (8, PH) (8, 7) (9, 9)		0-3 K		2-3 K				2-3 K	1-1 SAFE SH3-4	2 0 0 0 0 2 1 0 0 0 0 0 0 0 1 0 0 0 0 1 0 0 0 0 0 0 0 0																	
Inning Stats	R: 1 E: 0 K: 1 S: 10	H: 2 LOB: 3 BB: 2 P: 21	R: 0 E: 0 K: 1 S: 7	H: 1 LOB: 0 BB: 0 P: 9	R: 0 E: 0 K: 1 S: 10	H: 1 LOB: 1 BB: 0 P: 18	R: 0 E: 0 K: 3 S: 11	H: 0 LOB: 0 BB: 0 P: 17	R: 0 E: 0 K: 1 S: 6	H: 0 LOB: 0 BB: 0 P: 11	R: 0 E: 0 K: 0 S: 5	H: 0 LOB: 0 BB: 1 P: 10	R: 0 E: 0 K: 1 S: 7	H: 0 LOB: 0 BB: 0 P: 10	R: 3 E: 0 K: 2 S: 20	H: 2 LOB: 2 BB: 3 P: 35	R: 0 E: 0 K: 0 S: 8	H: 1 LOB: 1 BB: 1 P: 15	1B: 5 2B: 3 3B: 0 HR: 0	SF: 0 SAC: 1 DP: 3 HBP: 0	WP: 1 PB: 0 SB: 1 CS: 0	PA: 38					
PITCHER 29 John Smoltz, R ERA: 4.49 Joe Boever, R ERA: 4.68 (1, 1) (8, 1)	IP 7.2 1.1	WLS L 5	BF 33 5	H 6 1	R 4 0	ER 4 0	SO 10 0	BB 5 0	IBB 1 1	HBP 0 0	BLK 0 0	WP 1 0	HR 0 0	S 74 10	P 128 18	ERA 4.70 0.00	WHIP 1.435 0.750										

Philadelphia Phillies @ Atlanta Braves
Atlanta-Fulton County Stadium, Atlanta, GA

Wed Jul 18 1990, 7:05 PM EDT
Att: 8,706 - Unknown - 75 F

livebaseballscorecards.com

AB	30
R	4
H	7
RBI	4
BB	7
SO	10
LOB	17



Batter	1	2	3	4	5	6	7	8	9	AB	R	H	RBI	BB	SO	LOB
Lonnie Smith, R OBP: 0.375, SLG: 0.450 (1, 7)	4-2 G5-4-3 BB BB		4-2 BB BB		1-2 G5-3		1-2 G6-3			2	0	0	0	2	0	0
Jeff Blausler, R OBP: 0.365, SLG: 0.433 (1, 4)	4-0 G5-4-3 1-2 BB		4-1 BB 1-2 BB		2-0 1B 2B		0-2 F9			2	1	1	0	2	0	0
Ron Gant, R OBP: 0.359, SLG: 0.580 (1, 8)	1-1 G5-4-3 1-2f 2-3		1-1 P4		0-0 2-H 1B		1-1 G5-3			4	0	1	1	0	0	4
Jim Presley, R OBP: 0.317, SLG: 0.478 (1, 5)	3-3 K			0-1 1B 2B	1-3 K		2-1 G5-3			4	1	1	0	0	2	2
David Justice, L OBP: 0.346, SLG: 0.429 (1, 3)		0-2 G6-3		0-0 E FC6-2 1B	4-1 BB		2-2 P4			3	0	1	0	1	0	0
Tommy Gregg, L OBP: 0.248, SLG: 0.308 (1, 9)		1-2 G4-3		1-1 E9 FC6-2 FC4-6 1B	1-3 K		3-1 G4-3			4	1	1	1	0	1	2
Andres Thomas, R OBP: 0.256, SLG: 0.298 (1, 6)		1-1 L7		3-2 FC6-2 FC4-6		0-2 G6-3			4	0	1	0	0	0	2	
Mark Lemke, S OBP: 0.283, SLG: 0.221 (9, PR)				2-3 3-H					0	0	0	0	0	0	0	
Greg Olson, R OBP: 0.354, SLG: 0.407 (1, 2)			3-3 K	1-1 FC4-6 29 FC6-4	1-1 P6		3-1 G6-4-3		4	0	0	1	0	1	2	
29 John Smoltz, R OBP: 0.286, SLG: 0.167 (1, 1)			2-2 L9	3-2 FC6-4	1-3 K		2-0 F9		3	0	0	0	0	0	1	1
Joe Boever, R (8, 1)				1-2f					0	0	0	0	0	0	0	
Oddibe McDowell, L (9, PH)									1	0	0	0	0	0	1	

Inning Stats	R: 0	H: 0	E: 0	K: 1	S: 8	R: 0	H: 0	E: 0	K: 0	S: 8	R: 0	H: 0	E: 0	K: 1	S: 13	R: 2	H: 3	E: 1	K: 0	S: 13	R: 1	H: 2	E: 0	K: 2	S: 14	R: 0	H: 0	E: 0	K: 1	S: 8	R: 0	H: 0	E: 0	K: 0	S: 9	R: 0	H: 0	E: 0	K: 0	S: 7	R: 0	H: 1	E: 0	K: 0	S: 4	R: 0	H: 1	E: 0	K: 0	S: 4	1B: 4	2B: 2	3B: 0	HR: 0	SF: 0	SAC: 0	DP: 2	HBP: 0	WP: 0	PB: 0	SB: 0	CS: 0	PA: 36
--------------	------	------	------	------	------	------	------	------	------	------	------	------	------	------	-------	------	------	------	------	-------	------	------	------	------	-------	------	------	------	------	------	------	------	------	------	------	------	------	------	------	------	------	------	------	------	------	------	------	------	------	------	-------	-------	-------	-------	-------	--------	-------	--------	-------	-------	-------	-------	--------

PITCHER	IP	WLS	BF	H	R	ER	SO	BB	IBB	HBP	BLK	WP	HR	S	P	ERA	WHIP
Jose De Jesus, R (1, 1) ERA: 3.46	4.2		22	5	3	3	3	4	0	0	0	0	0	52	92	5.79	1.929
Dennis Cook, L (5, 1) ERA: 3.26	2.1	W	8	0	0	0	2	1	0	0	0	0	0	21	30	0.00	0.429
Darrel Akerfelds, R (8, 1) ERA: 2.52	2.0	S	6	1	0	0	0	0	0	0	0	0	0	11	23	0.00	0.500

BOTTOM

Philadelphia Phillies @ Atlanta Braves
Atlanta-Fulton County Stadium, Atlanta, GA

Wed Jul 18 1990, 7:05 PM EDT
Att. 8,706 - Unknown - 75 F

livebaseballscorecards.com

AB	31
R	3
H	6
RBI	3
BB	5
SO	5
LOB	14



Batter	1	2	3	4	5	6	7	8	9	AB R H RBI BB SO LOB	TOP		
Lenny Dykstra, L OBP: 0.464, SLG: 0.473 (1, 8) X	0-0 G3		3-1 P2		0-0 3B 1B	2-0 S 1B		1-3 K		5 1 2 0 0 1 0			
Darren Daulton, L OBP: 0.342, SLG: 0.370 (1, 2) C F X	0-2 HR		0-1 G4-3		1-0 1B 3B 1 SAFE 1 SAFE	2-2 G4-3		1-2 S 1B		5 2 3 2 0 0 1			
Tom Herr, S OBP: 0.323, SLG: 0.361 Rod Booker, L OBP: 0.303, SLG: 0.318 (1, 4) B X (7, 4)	1-0 G4-3		2-1 E4		2-2 1B FC9-6-4		2-0 G4-3	3-1 1B		4 0 1 1 0 0 0 1 0 1 0 0 0 0			
Carmelo Martinez, R OBP: 0.336, SLG: 0.444 (1, 7) B B F B	4-1 BB		4-1 BB		1-2f 1B FC9-6-4		0-0 P3		4-0 BB G3-6-3	2 0 0 0 3 0 1			
John Kruk, L OBP: 0.376, SLG: 0.385 (1, 9) C 1 F B 1 F B S	2-3 K		0-0 FC6-4		0-0 1B 1-2		4-2 2B BB		1-2 BB G3-6-3	4 1 1 0 1 1 4			
Ricky Jordan, R OBP: 0.284, SLG: 0.364 (1, 3)		1-0 1B G5-3		2-2 F9	0-1 F8		1-2 1B 2B		0-1 1B	5 1 3 1 0 0 2			
Dickie Thon, R OBP: 0.309, SLG: 0.353 (1, 6)		1-1 G5-3		2-0 F7	0-0 F9		1-2 1B		0-0 G1	5 0 1 1 0 0 4			
Charlie Hayes, R OBP: 0.311, SLG: 0.373 (1, 5)		0-0 G1-3		1-0 E6		1-0 L8		3-2 G5-3		4 0 0 0 0 0 2			
Pat Combs, L OBP: 0.216, SLG: 0.176 Roger McDowell, R (8, 1)		1-0 F9		2-3 K		1-1 G6-3		1-2 G6-3		4 0 0 0 0 1 2 0 0 0 0 0 0 0			
Inning Stats	R: 1 H: 1 E: 0 LOB: 1 K: 1 BB: 1 S: 10 P: 17	R: 0 H: 1 E: 0 LOB: 1 K: 0 BB: 0 S: 5 P: 8	R: 0 H: 0 E: 1 LOB: 2 K: 0 BB: 1 S: 8 P: 17	R: 0 H: 0 E: 1 LOB: 1 K: 1 BB: 0 S: 10 P: 17	R: 2 H: 4 E: 0 LOB: 2 K: 0 BB: 0 S: 12 P: 17	R: 0 H: 1 E: 0 LOB: 1 K: 0 BB: 0 S: 7 P: 13	R: 2 H: 2 E: 0 LOB: 1 K: 0 BB: 1 S: 14 P: 25	R: 0 H: 2 E: 0 LOB: 2 K: 1 BB: 0 S: 11 P: 17	R: 0 H: 1 E: 0 LOB: 1 K: 0 BB: 1 S: 6 P: 11	1B: 9 SF: 0 2B: 1 SAC: 0 3B: 1 DP: 1 HR: 1 HBP: 0	WP: 0 PA: 43 PB: 0 SB: 2 CS: 0		
PITCHER	IP WLS BF H R ER SO BB IBB HBP BLK WP HR S P ERA WHIP											PITCHER	IP WLS BF H R ER SO BB IBB HBP BLK WP HR S P ERA WHIP
Jack Armstrong, R ERA: 2.69 (1, 1)	6.0 L 29 7 3 3 2 2 0 0 0 0 0 1 52 89 4.50 1.500												
Tim Birtsas, L ERA: 3.57 (7, 1)	2.0 10 4 2 2 1 1 0 0 0 0 0 0 25 42 9.00 2.500												
Tim Layana, R ERA: 2.51 (9, 1)	1.0 4 1 0 0 0 0 1 0 0 0 0 0 6 11 0.00 2.000												

Philadelphia Phillies @ Cincinnati Reds
Riverfront Stadium, Cincinnati, OH
Thu Jul 19 1990, 7:05 PM EDT
Att. 37,163 - Unknown - 88 F

livebaseballscorecards.com

AB	39
R	5
H	12
RBI	5
BB	4
SO	3
LOB	16



BOTTOM

Philadelphia Phillies @ Cincinnati Reds
Riverfront Stadium, Cincinnati, OH

livebaseballscorecards.com

AB 37
R 2
H 11
RBI 2
BB 1
SO 5
LOB 17



WP: 0 PA: 39
PB: 0
SB: 0
CS: 0

Thu Jul 19 1990, 7:05 PM EDT
Att: 37,163 - Unknown - 88 F

AB R H RBI BB SO LOB

5	0	1	0	0	0	4
5	0	2	1	0	0	0
5	0	0	0	0	1	3
4	0	0	0	0	1	0
4	1	3	0	0	0	0
4	0	2	0	0	1	2
4	0	1	0	0	0	4
3	1	2	1	0	1	0
1	0	0	0	0	1	2
0	0	0	0	0	0	0
0	0	0	0	0	0	0
1	0	0	0	0	0	2
0	0	0	0	0	0	0

Batter	1	2	3	4	5	6	7	8	9
Billy Hatcher, R OBP: 0.354, SLG: 0.409 (1, 7)	0-0 F8		1-1 G6-3		1-0 1B	0-2 P3			1-2 G6-3
Barry Larkin, R OBP: 0.373, SLG: 0.427 (1, 6)	1-2 P3		0-1 1B		1-1 1B		1-1 G6-3		0-1 G6-3
Chris Sabo, R OBP: 0.370, SLG: 0.514 (1, 5)	1-0 F9		2-2 L7		1-3 K		0-0 G6-3		0-1 G5-3
Eric Davis, R OBP: 0.346, SLG: 0.457 (1, 8)		1-2 G5-3		1-3 K		0-1 G6-3	3-2 F7		
Glenn Braggs, R OBP: 0.385, SLG: 0.429 (1, 9)		1-0 F8		2-2 1B		1-0 1B		1-2 1B	
Todd Benzinger, S OBP: 0.306, SLG: 0.358 (1, 3)		0-0 1B		1-0 F9		1-3 K		0-0 1B	
Luis Quinones, S OBP: 0.295, SLG: 0.314 (1, 4)		2-1 FC5-4		1-2 F8		1-0 1B		0-0 F9	
Joe Oliver, R OBP: 0.335, SLG: 0.374 (1, 2)			0-2 1B		3-3 K	2-0 2B		2-3 K	
Hal Morris, L OBP: 0.417, SLG: 0.545 (8, PH)									
Jeff Reed, L OBP: 0.279, SLG: 0.288 (9, 2)									
Jack Armstrong, R OBP: 0.125, SLG: 0.103 (1, 1)			0-1 SH1-4		0-0 P6	4-0 BB		1-0 F7	
Mariano Duncan, R OBP: 0.357, SLG: 0.509 (6, PH)									
Tim Birtsas, L (7, 1)									
Ken Griffey, L OBP: 0.250, SLG: 0.321 (8, PH)									
Tim Layana, R (9, 1)									

Inning Stats	R: 0	H: 0	E: 0	K: 0	S: 5	R: 0	H: 1	E: 0	K: 0	S: 7	R: 1	H: 2	E: 0	K: 0	S: 12	R: 0	H: 1	E: 0	K: 1	S: 10	R: 0	H: 2	E: 0	K: 2	S: 13	R: 1	H: 3	E: 0	K: 1	S: 11	R: 0	H: 0	E: 0	K: 0	S: 6	R: 0	H: 2	E: 0	K: 1	S: 9	R: 0	H: 0	E: 0	K: 0	S: 7	1B: 10	SF: 0	2B: 1	SAC: 1	3B: 0	DP: 0	HR: 0	HBP: 0	WP: 0	PA: 39
--------------	------	------	------	------	------	------	------	------	------	------	------	------	------	------	-------	------	------	------	------	-------	------	------	------	------	-------	------	------	------	------	-------	------	------	------	------	------	------	------	------	------	------	------	------	------	------	------	--------	-------	-------	--------	-------	-------	-------	--------	-------	--------

PITCHER	IP	WLS	BF	H	R	ER	SO	BB	IBB	HBP	BLK	WP	HR	S	P	ERA	WHIP
Pat Combs, L ERA: 4.28 (1, 1)	7.0	W	33	11	2	2	4	1	0	0	0	0	0	68	102	2.57	1.714
Roger McDowell, R ERA: 4.88 (8, 1)	2.0	S	6	0	0	0	1	0	0	0	0	0	0	12	16	0.00	0.000

Batter	1	2	3	4	5	6	7	8	9	AB R H RBI BB SO LOB	TOP											
Lenny Dykstra, L (1, 8) OBP: 0.459, SLG: 0.467	3-3 K			1-3 K		0-0 L8			0-1 F7	4 0 0 0 0 2 1												
Dickie Thon, R (1, 6) OBP: 0.305, SLG: 0.348	1-1 G6-3			0-2 L8		0-0 G6-3			0-0 G6-4-3	4 0 0 0 0 0 1												
Randy Ready, R (1, 4) OBP: 0.364, SLG: 0.390	1-1 F8			0-0 F9						2 0 0 0 1 0 0												
Carmelo Martinez, R (1, 7) OBP: 0.329, SLG: 0.433		1-0 P6			1-1 G4-3				2-2 L4	3 0 0 0 0 0 1												
Ricky Jordan, R (1, 3) OBP: 0.280, SLG: 0.360		0-0 P4			0-1 F9				0-0 G6-4-3	3 0 0 0 0 0 1												
Charlie Hayes, R (1, 5) OBP: 0.312, SLG: 0.373		0-0 G6-3			1-1 1B				1-3 K	3 0 1 0 0 1 0												
Steve Lake, R (1, 2) OBP: 0.286, SLG: 0.275			0-2 G5-3		1-3 K				1-1 P6	2 0 0 0 0 1 1												
Darren Daulton, L (6, 2) OBP: 0.341, SLG: 0.369										1 0 0 0 0 0 0												
Jim Vatcher, R (1, 9) OBP: 0.333, SLG: 0.364			0-1 G6-3			0-0 G5-3			0-2 G6-3	3 0 0 0 0 0 0												
Jeff Parrett, R (1, 1)			1-1 G5-3			0-1 HR			4-2 BB	1 0 0 0 0 0 0												
Dave Hollins, S (6, PH) OBP: 0.258, SLG: 0.390										1 1 1 1 0 0 0												
Dennis Cook, L (6, 1) OBP: 0.290, SLG: 0.387										0 0 0 0 0 0 0												
Don Carman, L (6, 1) OBP: 0.375, SLG: 0.375										0 0 0 0 0 0 0												
Rod Booker, L (9, PH) OBP: 0.312, SLG: 0.318										0 0 0 0 1 0 0												
Inning Stats	R: 0 E: 0 K: 1 S: 8	H: 0 LOB: 0 BB: 0 P: 13	R: 0 E: 0 K: 0 S: 3	H: 0 LOB: 0 BB: 0 P: 4	R: 0 E: 0 K: 0 S: 7	H: 0 LOB: 0 BB: 0 P: 8	R: 0 E: 0 K: 1 S: 7	H: 1 LOB: 1 BB: 0 P: 8	R: 0 E: 0 K: 1 S: 9	H: 1 LOB: 1 BB: 0 P: 12	R: 1 E: 0 K: 0 S: 5	H: 1 LOB: 0 BB: 0 P: 5	R: 0 E: 0 K: 0 S: 5	H: 0 LOB: 0 BB: 1 P: 11	R: 0 E: 0 K: 1 S: 10	H: 0 LOB: 0 BB: 0 P: 12	R: 0 E: 0 K: 0 S: 6	H: 0 LOB: 0 BB: 1 P: 10	1B: 1 2B: 0 3B: 0 HR: 1	SF: 0 SAC: 0 DP: 2 HBP: 0	WP: 0 PB: 0 SB: 0 CS: 0	PA: 29
PITCHER	IP WLS BF H R ER SO BB IBB HBP BLK WP HR S P ERA WHIP																					
Norm Charlton, L (1, 1) ERA: 2.63	6.0 W 20 2 1 1 3 0 0 0 0 0 0 1 39 50 1.50 0.333																					
Rob Dibble, R (7, 1) ERA: 2.09	3.0 S 9 0 0 0 1 2 0 0 0 0 0 0 21 33 0.00 0.667																					

Philadelphia Phillies @ Cincinnati Reds
Riverfront Stadium, Cincinnati, OH
Fri Jul 20 1990, 7:05 PM EDT
Att. 39,394 - Unknown - 76 F

livebaseballscorecards.com

AB	27
R	1
H	2
RBI	1
BB	2
SO	4
LOB	5



Batter	1	2	3	4	5	6	7	8	9	AB R H RBI BB SO LOB
Billy Hatcher, R OBP: 0.350, SLG: 0.404 (1, 7)	0-1 L9		1-2 G6-3		1-0 F7	2-2 P6				4 0 0 0 0 0 4
Barry Larkin, R OBP: 0.375, SLG: 0.426 (1, 6)	4-0 BB		3-0 G4-3		0-0 E8 1-H 1B			1-0 F8		3 1 1 0 1 0 1
Paul O'Neill, L OBP: 0.351, SLG: 0.443 (1, 9)	0-3 K			2-1 F8	0-3 K			1-3 K		4 0 0 0 0 3 1
Eric Davis, R OBP: 0.345, SLG: 0.450 (1, 8)	0-0 L3			4-1 1B 1B BB	0-0 L8			2-3 K		3 1 0 0 1 1 1
Hal Morris, L OBP: 0.432, SLG: 0.556 (1, 3)		3-2 G4-3		3-2 FC6-5 1B 1B		2-2 1B WP 1B		1-0 1B WP		4 1 3 0 0 0 0
Chris Sabo, R OBP: 0.369, SLG: 0.511 (1, 5)		0-1 G5-3		0-1 FC6-5 1B 1B		2-3 K		3-1 P5		4 1 1 1 0 1 2
Mariano Duncan, R OBP: 0.352, SLG: 0.500 (1, 4)		0-1 L8		0-2 FC6-5 1B		1-1 G5-3		1-1 L9		4 0 0 0 0 0 4
Jeff Reed, L OBP: 0.319, SLG: 0.323 (1, 2)			2-0 G6-3 1B	2-2 1B		1-1 1B		4-0 IBB		3 0 3 2 1 0 0
Norm Charlton, S OBP: 0.500, SLG: 0.286 (1, 1)			2-3 K		4-1 1B E BB			0-0 G6-3		1 1 0 0 0 1 1 1
Tom Browning, L OBP: 0.140, SLG: 0.143 (6, PR)										0 0 0 0 0 0 0
Rob Dibble, L (7, 1)										1 0 0 0 0 0 2

Inning Stats	R: 0 E: 0 K: 1 S: 6	H: 0 LOB: 1 BB: 1 P: 10	R: 0 E: 0 K: 0 S: 12	H: 0 LOB: 0 BB: 0 P: 15	R: 0 E: 0 K: 1 S: 8	H: 1 LOB: 1 BB: 0 P: 16	R: 2 E: 0 K: 0 S: 17	H: 3 LOB: 2 BB: 1 P: 28	R: 2 E: 1 K: 1 S: 7	H: 1 LOB: 0 BB: 1 P: 12	R: 1 E: 0 K: 1 S: 18	H: 2 LOB: 2 BB: 0 P: 27	R: 0 E: 0 K: 2 S: 7	H: 0 LOB: 0 BB: 0 P: 11	R: 0 E: 0 K: 0 S: 6	H: 1 LOB: 2 BB: 1 P: 15	1B: 8 2B: 0 3B: 0 HR: 0	SF: 0 SAC: 0 DP: 0 HBP: 1
--------------	------------------------------	----------------------------------	-------------------------------	----------------------------------	------------------------------	----------------------------------	-------------------------------	----------------------------------	------------------------------	----------------------------------	-------------------------------	----------------------------------	------------------------------	----------------------------------	------------------------------	----------------------------------	----------------------------------	------------------------------------


PITCHER	IP	WLS	BF	H	R	ER	SO	BB	IBB	HBP	BLK	WP	HR	S	P	ERA	WHIP
Jeff Parrett, R ERA: 4.94 (1, 1)	5.0	L	22	5	4	2	3	3	0	0	0	0	0	50	81	3.60	1.600
Dennis Cook, L ERA: 3.33 (6, 1)	0.2		5	2	1	1	1	0	0	1	0	1	0	13	20	13.50	3.000
Don Carman, L ERA: 2.91 (6, 1)	2.1		9	1	0	0	2	0	1	0	0	1	0	18	33	0.00	0.429

BOTTOM

Philadelphia Phillies @ Cincinnati Reds
Riverfront Stadium, Cincinnati, OH

Fri Jul 20 1990, 7:05 PM EDT
Att: 39,394 - Unknown - 76 F

AB	31
R	5
H	8
RBI	3
BB	4
SO	6
LOB	16



Batter	1	2	3	4	5	6	7	8	9	AB R H RBI BB SO LOB	TOP		
Lenny Dykstra, L OBP: 0.457, SLG: 0.465 (1, 8)	0-2 G3		2-1 F8 BLK 1B		2-3 K			2-0 L4		4 1 1 0 0 1 0			
Darren Daulton, L OBP: 0.336, SLG: 0.363 (1, 2)	1-2 P6		3-2 F8 1-3			2-2 P6		0-0 G4-3		4 0 0 0 0 0 1			
Tom Herr, S OBP: 0.325, SLG: 0.363 (1, 4)	1-0 1B		2-0 G3-6-3 1B			1-1 G4-3			1-2 G1-3	4 0 2 1 0 0 0			
Von Hayes, L OBP: 0.399, SLG: 0.441 (1, 9)	1-2 FC5 BB 1-3 1B		3-H G3-6-3 1-2f			2-2 1B			1-2 G4-3	4 0 2 0 0 0 1			
Carmelo Martinez, R OBP: 0.333, SLG: 0.431 (1, 7)	4-2 BB 1-2 BB			1-2 G5-3		3-0 P5			3-2 BLK 1B	3 0 1 0 1 0 1			
Ricky Jordan, R OBP: 0.276, SLG: 0.353 (1, 3)	2-2 FC5 2-3f			2-2 L9		2-1 P4			0-1 G6-3	4 0 0 0 0 0 4			
Dickie Thon, R OBP: 0.303, SLG: 0.345 (1, 6)		0-0 G6-3		1-1 G5-3		0-1 G6-3				3 0 0 0 0 0 0			
Charlie Hayes, R OBP: 0.309, SLG: 0.370 Marvin Freeman, R (8, 1)		1-1 F9			0-3 K		1-3 K			3 0 0 0 0 2 0 0 0 0 0 0 0 0			
Terry Mulholland, R OBP: 0.154, SLG: 0.192 Darrel Akerfelds, R Dave Hollins, S OBP: 0.254, SLG: 0.383 (7, 1) (7, 5)		1-3 K			1-1 G6-3			0-3 K		2 0 0 0 0 1 0 0 0 0 0 0 0 0 1 0 0 0 0 1 0			
Inning Stats	R: 0 H: 2 E: 0 LOB: 3 K: 0 BB: 1 S: 20 P: 29	R: 0 H: 0 E: 0 LOB: 0 K: 1 BB: 0 S: 6 P: 8	R: 1 H: 2 E: 0 LOB: 0 K: 0 BB: 0 S: 8 P: 16	R: 0 H: 0 E: 0 LOB: 0 K: 0 BB: 0 S: 11 P: 15	R: 0 H: 0 E: 0 LOB: 0 K: 2 BB: 0 S: 9 P: 12	R: 0 H: 1 E: 0 LOB: 1 K: 0 BB: 0 S: 10 P: 18	R: 0 H: 0 E: 0 LOB: 0 K: 1 BB: 0 S: 7 P: 10	R: 0 H: 0 E: 0 LOB: 0 K: 1 BB: 0 S: 5 P: 7	R: 0 H: 1 E: 0 LOB: 1 K: 0 BB: 0 S: 12 P: 17	1B: 6 SF: 0 2B: 0 SAC: 0 3B: 0 DP: 1 HR: 0 HBP: 0	WP: 0 PA: 33 PB: 0 SB: 0 CS: 0		
PITCHER	IP WLS BF H R ER SO BB IBB HBP BLK WP HR S P ERA WHIP											PITCHER	IP WLS BF H R ER SO BB IBB HBP BLK WP HR S P ERA WHIP
Jose Rijo, R ERA: 3.42 Rick Mahler, R ERA: 3.59	(1, 1) 6.0 W 23 5 1 1 3 1 0 0 0 1 0 0 64 98 1.50 1.000											(7, 1) 3.0 S 10 1 0 0 2 0 0 0 0 1 0 0 24 34 0.00 0.333	

Philadelphia Phillies @ Cincinnati Reds
Riverfront Stadium, Cincinnati, OH
Sat Jul 21 1990, 7:05 PM EDT
Att. 34,506 - Unknown

livebaseballscorecards.com



Batter	1	2	3	4	5	6	7	8	9	AB R H RBI BB SO LOB
Billy Hatcher, R OBP: 0.351, SLG: 0.405 (1, 7)	4-0 CS BB		1 SAFE 0-1 C X 1-3 2B		B X 1-0 F7		L X 0-1 G3	F B F F S 1-3 K		4 0 1 0 1 1 3
Barry Larkin, R OBP: 0.373, SLG: 0.423 (1, 6)	1 SAFE 1-2 F C C C C F F F F X L7		B B B B 4-0 BB		B F B F X 2-2 P2		X 0-0 SH3-4	F B F B X 2-2 FC6-4		3 0 0 1 1 0 3
Eric Davis, R OBP: 0.347, SLG: 0.469 (1, 8)	B C B F F S 3-3 K		B F F F S 2-3 K		F B X 0-0 HR		X 0-0 BLK 2B			4 2 2 1 0 2 4
Chris Sabo, R OBP: 0.367, SLG: 0.506 (1, 5)		B X 1-0 F8		X 0-0 E5 1B 1B		X 0-0 F7	B B F B B 4-1 2B 2B			3 2 0 0 1 0 0
Glenn Braggs, R OBP: 0.387, SLG: 0.435 (1, 9)		B B F C C 2-3 K		B X 1-0 FC3-6-5 1B 2-3 1B		X 0-0 P3	B B B X 2-1 1-H 3-H 2B			4 0 2 2 0 1 0
Todd Benzinger, S OBP: 0.306, SLG: 0.358 (1, 3)		B X 1-0 G4-3		B F B F S 1-3 K		F C C B X 1-2 1B	B B B B 1-3 K			3 0 1 0 0 1 2
Rick Mahler, R OBP: 0.136, SLG: 0.182 (7, 1)										1 0 0 0 0 1 1
Mariano Duncan, R OBP: 0.354, SLG: 0.500 (1, 4)			X 0-0 G6-3	F X 0-1 FC3-6-5 1B		C X 0-1 F9	X 0-0 1B 1B			4 0 2 1 0 0 1
Joe Oliver, R OBP: 0.337, SLG: 0.381 (1, 2)			C B B X 2-1 1B 1B	X 0-0 FC3-6-5 1-2 3-H 2-3 1B			B B B B B 3-2 SH 2B	C C C C 0-3 K		4 1 2 0 0 1 3
Jose Rijo, R OBP: 0.100, SLG: 0.100 (1, 1)			1 SAFE 0-1 F X 2B 1-2 1B		X 0-0 G6-3		B B L 1-1 SH G3 SH3-4 2-H	B F F B B F X 3-2 FC6-4 1B		2 0 1 0 0 0 0
Hal Morris, L OBP: 0.438, SLG: 0.561 (7, 3)										1 1 1 0 0 0 0

Inning Stats		R: 0	H: 0	E: 0	K: 1	S: 9	R: 0	H: 0	E: 0	K: 1	S: 5	R: 0	H: 3	E: 0	K: 1	S: 11	R: 1	H: 2	E: 1	K: 1	S: 9	R: 0	H: 0	E: 0	K: 0	S: 5	R: 1	H: 2	E: 0	K: 0	S: 10	R: 4	H: 3	E: 1	K: 1	S: 19	R: 0	H: 2	E: 0	K: 2	S: 15														
PITCHER		IP	WLS	BF	H	R	ER	SO	BB	IBB	HBP	BLK	WP	HR	S	P	ERA	WHIP	PITCHER		IP	WLS	BF	H	R	ER	SO	BB	IBB	HBP	BLK	WP	HR	S	P	ERA	WHIP																		
Terry Mulholland, L ERA: 3.76 (1, 1)	6.0	L	27	8	4	2	4	4	2	0	0	0	0	1	58	89	3.00	1.667	Darrel Akerfelds, R ERA: 2.8 (7, 1)		1.0		6	2	2	1	1	1	0	0	1	0	0	10	17	9.00	3.000	Marvin Freeman, R ERA: 5.57 (8, 1)		1.0		5	2	0	0	2	0	0	0	0	0	15	21	0.00	2.000

BOTTOM

Philadelphia Phillies @ Cincinnati Reds
Riverfront Stadium, Cincinnati, OH

Sat Jul 21 1990, 7:05 PM EDT
Att. 34,506 - Unknown

AB 33
R 6
H 12
RBI 5
BB 3
SO 7
LOB 17



WP: 0 PA: 38
PB: 0
SB: 0
CS: 1

1B: 7 SF: 0
2B: 5 SAC: 2
3B: 0 DP: 2
HR: 1 HBP: 0

livebaseballscorecards.com

Batter	1	2	3	4	5	6	7	8	9	AB R H RBI BB SO LOB	TOP											
Lenny Dykstra, L OBP: 0.458, SLG: 0.465 (1, 8)	2-1 S 2B 1B	1-0 F9 2-3			4-0 BB 2B BLK BB	0-0 2B 1B		2-0 F7		4 3 2 0 1 0 1												
Darren Daulton, L OBP: 0.337, SLG: 0.371 (1, 2)	0-2 F7 1-2	1-1 2B 3-H			1-1 F9	0-1 2B 1-H		1-1 F9		5 0 2 2 0 0 2												
Tom Herr, S OBP: 0.323, SLG: 0.363 (1, 4)	3-2 FC5-4 2-H 2B	1-0 P6			0-1 F8 1-2	0-1 G4-3		3-1 G4-3		5 0 1 1 0 0 3												
Von Hayes, L OBP: 0.403, SLG: 0.438 (1, 9)	4-0 FC5-4 IBB				0-0 F8	4-0 BB 2B IBB		3-2 F7		2 1 0 0 3 0 0												
Randy Ready, R OBP: 0.361, SLG: 0.381 (1, 7)	1-1 FC5-4 HBP				0-3 K	4-2 2B BB		0-0 P6		3 1 0 0 1 1 2												
Sil Campusano, R OBP: 0.288, SLG: 0.326 (7, 7)	1-2 2-3				1-2 2-3			2-1 G1-3		1 0 0 0 0 0 1												
Roger McDowell, R (9, 1)										0 0 0 0 0 0 0												
Ricky Jordan, R OBP: 0.283, SLG: 0.359 (1, 3)	1-1 HBP				1-2 G6-3	1-0 2B		4-0 BB		2 0 1 3 1 0 0												
Dickie Thon, R OBP: 0.299, SLG: 0.341 (1, 6)	1-3 K				0-0 G5-3	1-1 F8		0-0 F7		4 0 0 0 0 1 5												
Charlie Hayes, R OBP: 0.311, SLG: 0.372 (1, 5)		2-2 F9 2B 2B			1-1 L6			4-2 CS BB		3 1 1 0 1 0 0												
Jose De Jesus, R OBP: 0.133, SLG: 0.071 (1, 1)		1-2 B2-3			1-2 G6-3			0-0 G3-1		3 0 0 0 0 1 2												
Darrel Akerfelds, R (7, 1)										0 0 0 0 0 0 0												
Dave Hollins, S OBP: 0.260, SLG: 0.377 (8, PH)										1 0 0 0 0 0 0												
Dennis Cook, L OBP: 0.290, SLG: 0.387 (8, 1)										0 0 0 0 0 0 0												
Jim Vatcher, R OBP: 0.333, SLG: 0.364 (9, 7)										0 0 0 0 0 0 0												
Inning Stats	R: 1 E: 0 K: 1 S: 16	H: 2 LOB: 3 BB: 1 P: 28	R: 1 E: 0 K: 0 S: 10	H: 2 LOB: 1 BB: 0 P: 16	R: 0 E: 0 K: 1 S: 7	H: 0 LOB: 0 BB: 0 P: 8	R: 0 E: 0 K: 0 S: 6	H: 0 LOB: 0 BB: 0 P: 8	R: 3 E: 0 K: 1 S: 10	H: 1 LOB: 1 BB: 3 P: 24	R: 1 E: 0 K: 1 S: 10	H: 2 LOB: 1 BB: 1 P: 14	R: 0 E: 0 K: 0 S: 6	H: 0 LOB: 1 BB: 1 P: 13	R: 0 E: 0 K: 0 S: 3	H: 0 LOB: 0 BB: 0 P: 5	R: 0 E: 0 K: 0 S: 8	H: 0 LOB: 1 BB: 1 P: 18	1B: 2 2B: 5 3B: 0 HR: 0	SF: 0 SAC: 0 DP: 0 HBP: 1	WP: 0 PB: 0 SB: 1 CS: 1	PA: 41
PITCHER	IP WLS BF H R ER SO BB IBB HBP BLK WP HR S P ERA WHIP																					
Scott Scudder, R ERA: 6.57 (1, 1)	5.0 L 25 5 5 5 2 2 2 1 1 0 0 49 84 9.00 1.400																					
Tim Layana, R ERA: 2.6 (6, 1)	2.0 9 2 1 1 1 2 0 0 0 0 0 0 16 27 4.50 2.000																					
Tim Birtsas, L ERA: 3.48 (8, 1)	1.0 3 0 0 0 0 0 0 0 0 0 0 3 5 0.00 0.000																					
Randy Myers, L ERA: 1.89 (9, 1)	1.0 4 0 0 0 0 0 1 0 0 0 0 0 8 18 0.00 1.000																					

Philadelphia Phillies @ Cincinnati Reds
Riverfront Stadium, Cincinnati, OH
Sun Jul 22 1990, 3:33 AM EDT
Att. 33,658 - Cloudy - 76 F

livebaseballscorecards.com

AB	33
R	6
H	7
RBI	6
BB	7
SO	3
LOB	16



BOTTOM

Philadelphia Phillies @ Cincinnati Reds
 Riverfront Stadium, Cincinnati, OH
 Sun Jul 22 1990, 3:33 AM EDT
 Att: 33,658 - Cloudy - 76 F

livebaseballscorecards.com

AB	33
R	2
H	9
RBI	2
BB	4
SO	4
LOB	17



WP: 0	PA: 37
PB: 0	
SB: 0	
CS: 1	

AB	R	H	RBI	BB	SO	LOB
4	0	0	0	1	1	4

3	0	0	0	1	0	3
---	---	---	---	---	---	---

4	0	2	0	0	0	1
---	---	---	---	---	---	---

4	0	0	0	0	0	2
---	---	---	---	---	---	---

4	0	1	0	0	1	0
0	0	0	0	0	0	0

3	1	1	0	1	1	1
---	---	---	---	---	---	---

3	1	2	0	1	0	1
---	---	---	---	---	---	---

3	0	1	1	0	1	2
1	0	0	0	0	0	1

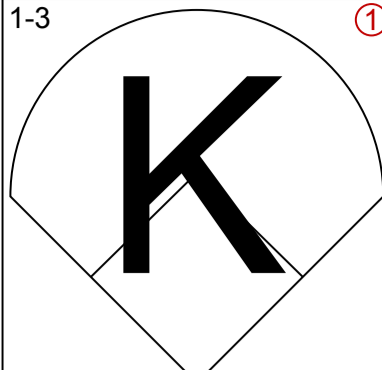
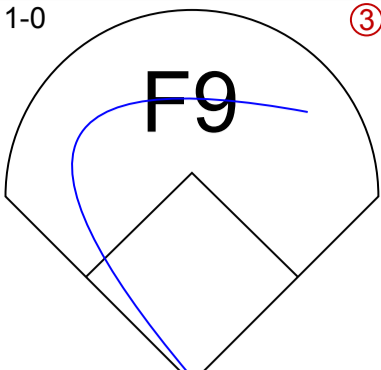
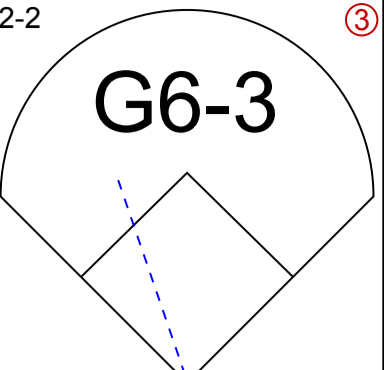
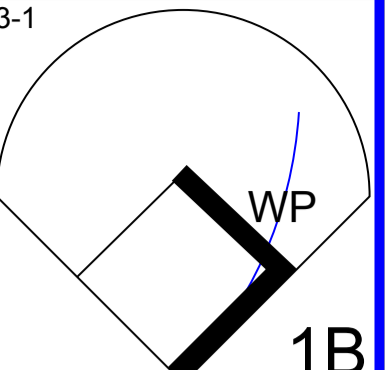
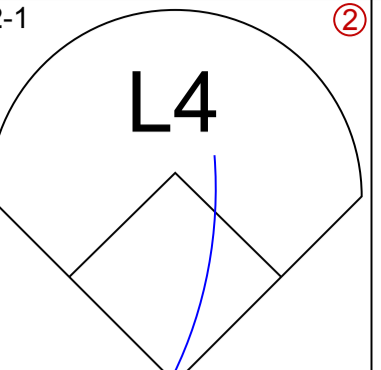

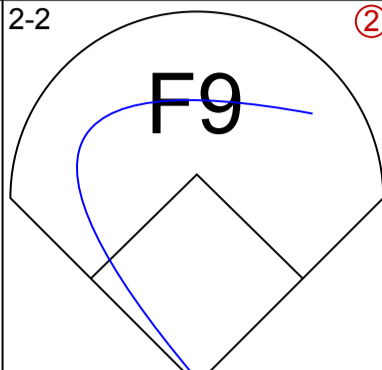
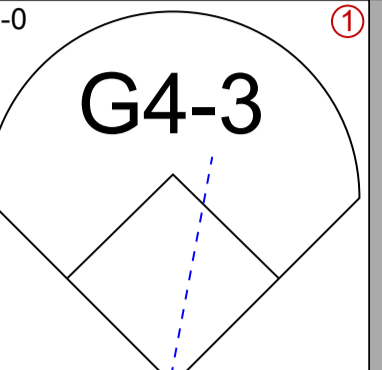
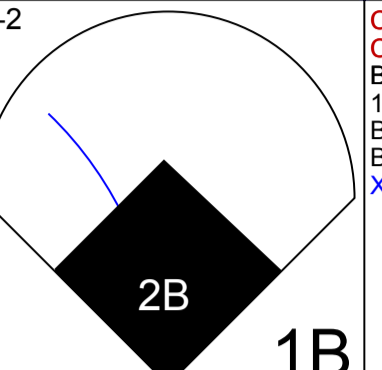
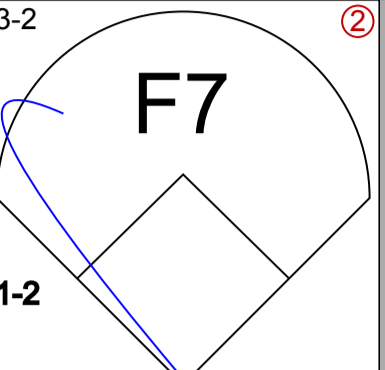
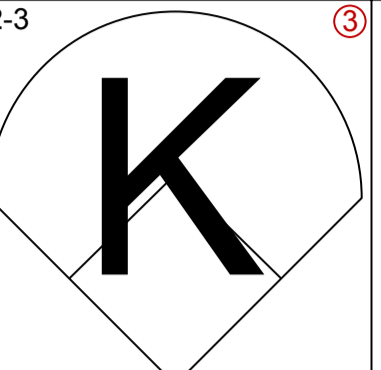
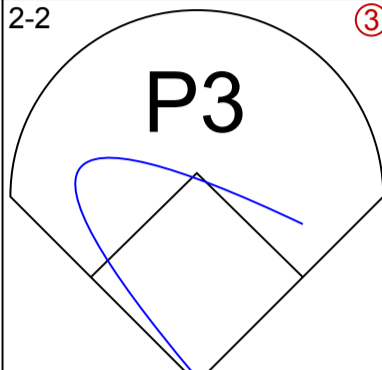
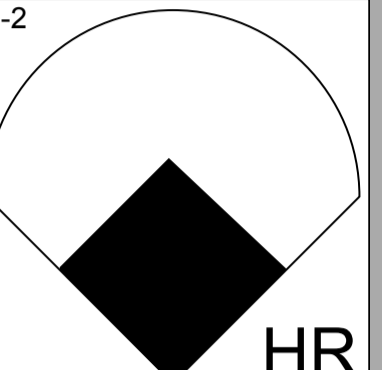
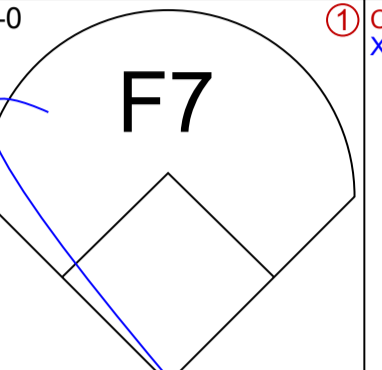
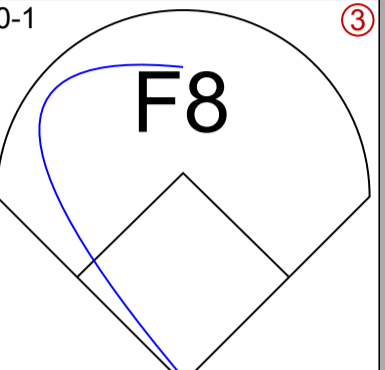
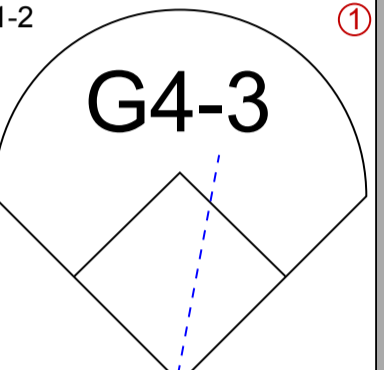
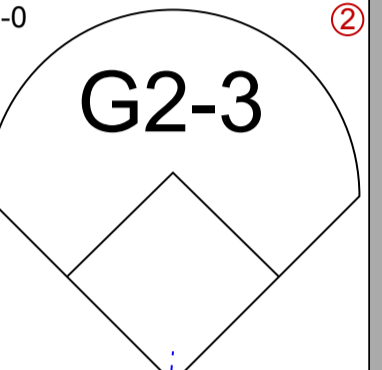
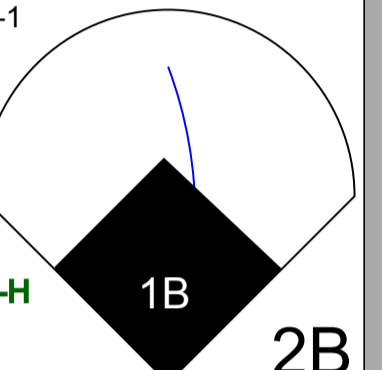
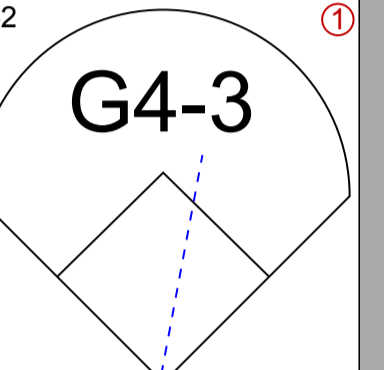
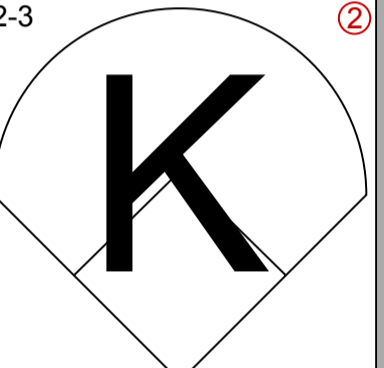
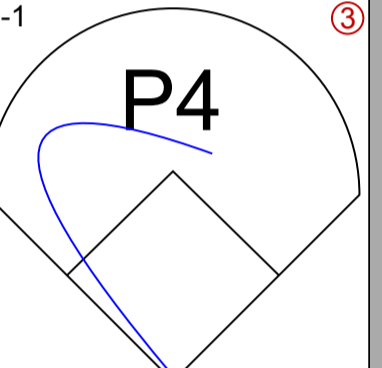
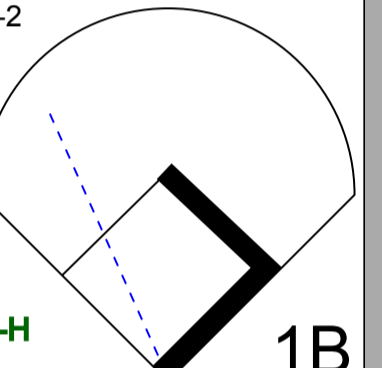
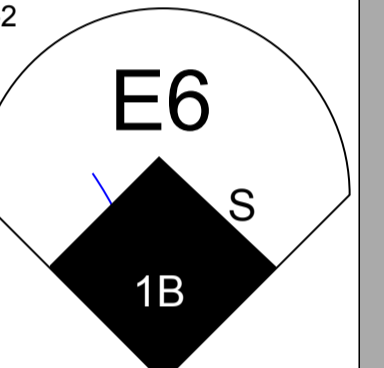
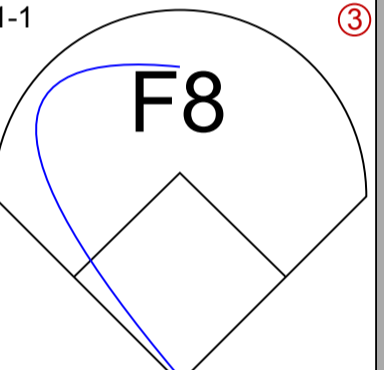
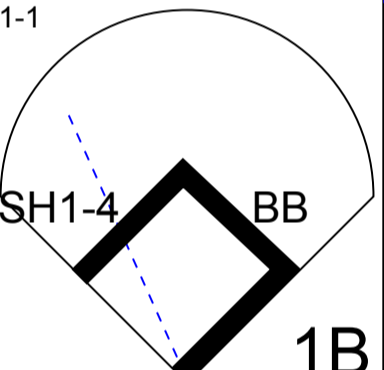
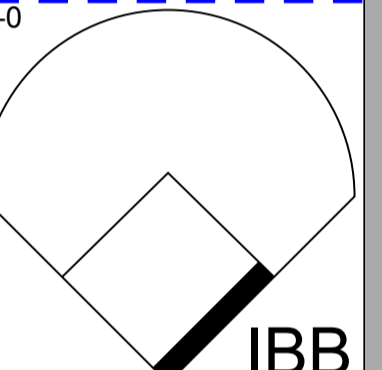
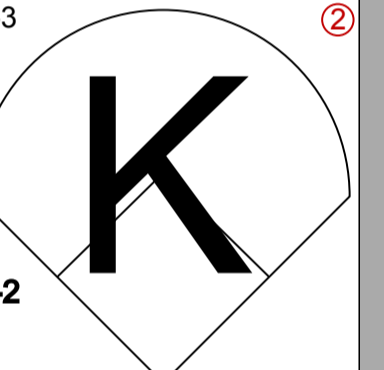
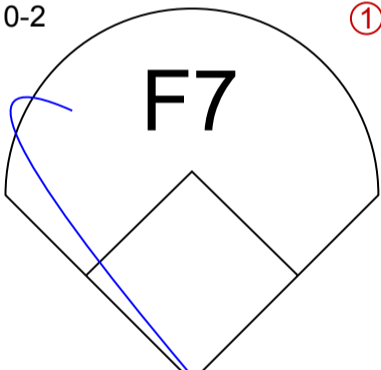
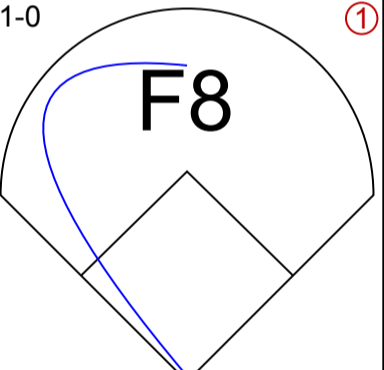
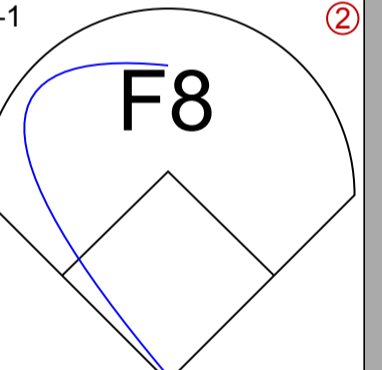
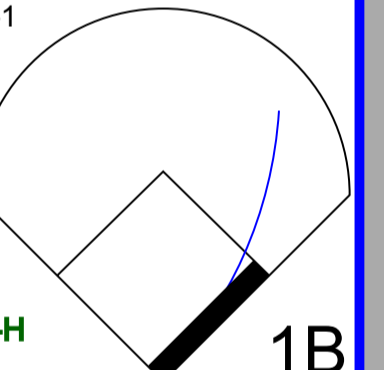
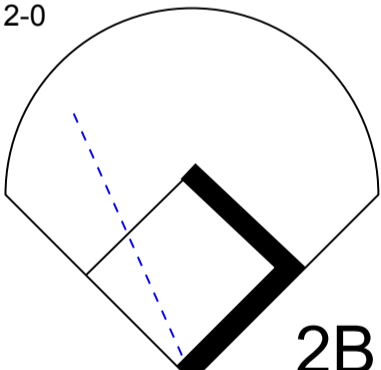
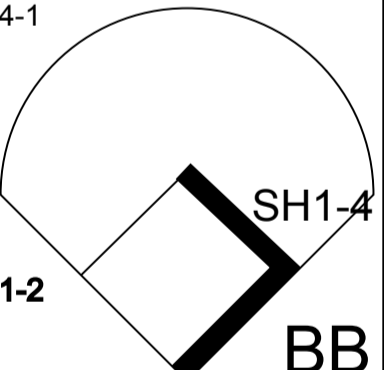
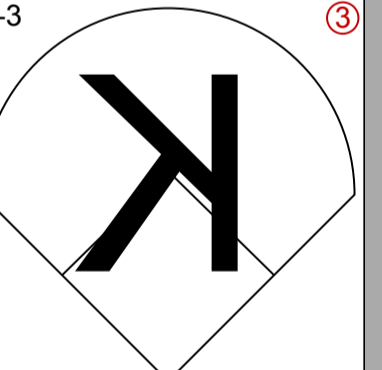
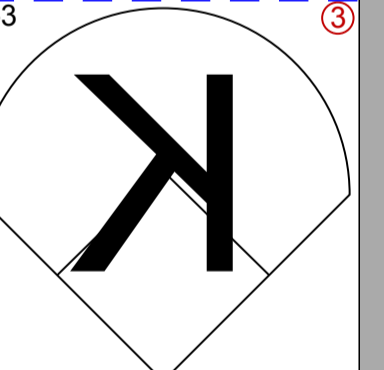
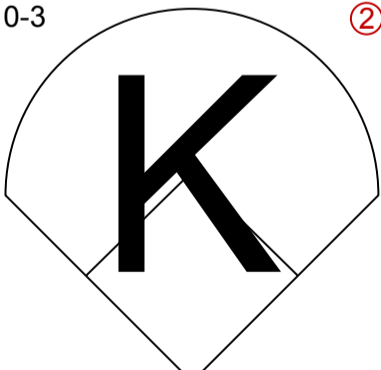
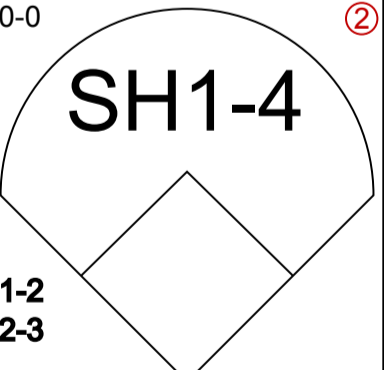
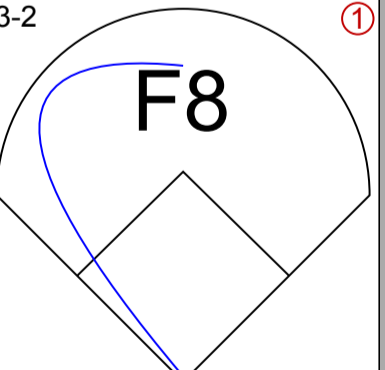
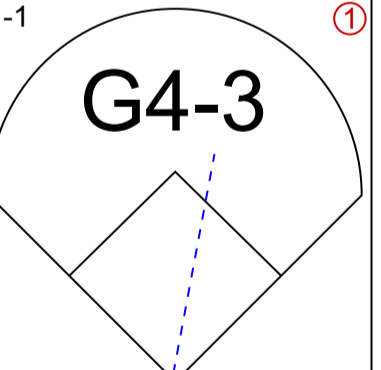
1	0	0	0	0	0	2
1	0	0	0	0	0	0
0	0	0	0	0	0	0
1	0	1	1	0	0	0
0	0	0	0	0	0	0
1	0	1	0	0	0	0

1B: 6	SF: 0
2B: 3	SAC: 0
3B: 0	DP: 2
HR: 0	HBP: 0

Batter	1	2	3	4	5	6	7	8	9
Herm Winningham, L (1, 8) OBP: 0.284, SLG: 0.352	0-1 G6-3		4-1 CS BB		0-3 K		1-0 L8		2-2 SAFE G3
Mariano Duncan, R (1, 6) OBP: 0.352, SLG: 0.494	3-2 G5-3		2-2 G6-3 1-2			4-0 G4-6-3 BB	1-0 FC5-4 1-2f		
Hal Morris, L (1, 3) OBP: 0.441, SLG: 0.570	1-0 2B		2-0 G4-3			1-1 G4-6-3 1-2f	1-1 G4-6-3 1B		
Paul O'Neill, L (1, 9) OBP: 0.347, SLG: 0.437	1-2 F7			1-0 F9		0-2 L5		2-0 G4-6-3 1-2f	
Todd Benzinger, S (1, 7) OBP: 0.306, SLG: 0.360		1-3 K		0-1 2B			1-2 G1-3	1-1 G5-3	
Randy Myers, L (9, 1) OBP: 0.500, SLG: 0.500									
Luis Quinones, S (1, 5) OBP: 0.303, SLG: 0.315		4-0 BB BB		1-2 F8			2-2 2B 1B		1-3 K
Ron Oester, S (1, 4) OBP: 0.351, SLG: 0.402			4-1 BB BB	2-0 G4-3			2-0 1B 1B 2B		0-0 FC6-4 1B
Jeff Reed, L (1, 2) OBP: 0.320, SLG: 0.323		2-3 K			2-1 G3-1		1-0 1B		1-0 FC6-4 1B
Barry Larkin, R (9, PH) OBP: 0.372, SLG: 0.421							2-3 3-H 1B		1-2 1B
Scott Scudder, R (1, 1) OBP: 0.167, SLG: 0.167		0-0 P3			1-2 G4-3		1-1 FC5-4 1B		0-0 1B
Ken Griffey, L (5, PH) OBP: 0.246, SLG: 0.316									
Tim Lincecum, R (6, 1) OBP: 0.370, SLG: 0.438									
Glenn Braggs, R (7, PH) OBP: 0.370, SLG: 0.438									
Tim Birtsas, L (8, 1) OBP: 0.353, SLG: 0.407									
Billy Hatcher, R (9, 7) OBP: 0.353, SLG: 0.407									

Inning Stats	R	H	E	K	S	LOB	BB	P
1	0	1	0	0	15	1	0	0
2	0	0	0	2	10	2	0	0
3	0	0	0	2	13	0	1	0
4	0	1	0	0	11	1	0	0
5	0	0	0	1	12	0	0	0
6	0	0	0	1	10	0	1	0
7	2	4	0	14	23	4	0	0
8	0	1	0	5	9	0	0	0
9	0	2	1	10	14	2	0	0

PITCHER	IP	WLS	BF	H	R	ER	SO	BB	IBB	HBP	BLK	WP	HR	S	P	ERA	WHIP
Jose De Jesus, R (1, 1) ERA: 3.38	6.1	W	26	5	2	2	3	4	0	0	0	0	0	56	98	2.84	1.421
Darrel Akerfelds, R (7, 1) ERA: 2.77	0.2		3	1	0	0	0	0	0	0	0	0	0	4	7	0.00	1.500
Dennis Cook, L (8, 1) ERA: 3.29	1.1		5	2	0	0	1	0	0	0	0	0	0	10	15	0.00	1.500
Roger McDowell, R (9, 1) ERA: 4.81	0.2		3	1	0	0	0	0	0	0	0	0	0	5	8	0.00	1.500

Batter	1	2	3	4	5	6	7	8	9	AB R H RBI BB SO LOB	TOP		
Mark Carreon, R (1, 8) OBP: 0.315, SLG: 0.526 Tom O'Malley, L (7, PH) OBP: 0.341, SLG: 0.550 Alejandro Pena, R (7, 1) OBP: 0.500, SLG: 0.333 Tim Teufel, R (9, PH) OBP: 0.286, SLG: 0.347	1-3 		1-0 		2-2 		3-1 		2-1 	3 0 0 0 0 1 3 1 0 1 0 0 0 0 0 0 0 0 0 0 0 1 0 0 0 0 0 0	New York Mets @ Philadelphia Phillies Veterans Stadium, Philadelphia, PA Mon Jul 23 1990, 7:05 PM EDT Att. 39,260 - Unknown - 82 F livebaseballscorecards.com AB 35 R 4 H 8 RBI 4 BB 2 SO 7 LOB 14 		
Dave Magadan, L (1, 3) OBP: 0.426, SLG: 0.454	2-2 			2-0 		2-2 	3-2 		2-3 	5 1 1 0 0 1 1			
Gregg Jefferies, S (1, 4) OBP: 0.352, SLG: 0.475	2-2 			1-2 		1-0 	0-1 			4 1 1 1 0 0 2			
Darryl Strawberry, L (1, 9) OBP: 0.378, SLG: 0.547		1-2 		1-0 		3-1 		0-2 		4 1 1 1 0 0 0			
Kevin McReynolds, R (1, 7) OBP: 0.364, SLG: 0.434		2-3 		1-1 		1-2 		2-2 		4 1 1 1 0 1 0			
Howard Johnson, S (1, 5) OBP: 0.302, SLG: 0.441		1-1 			1-1 	4-0 		3-3 		3 0 1 0 1 1 1			
Mario Diaz, R (1, 6) Mackey Sasser, L (8, PH) OBP: 0.380, SLG: 0.457 Keith Miller, R (8, PR) OBP: 0.335, SLG: 0.347			0-2 		1-0 	1-1 		1-1 		3 0 0 0 0 0 3 1 0 1 1 0 0 0 0 0 0 0 0 0 0			
Todd Hundley, S (1, 2) OBP: 0.216, SLG: 0.250			2-0 		4-1 	0-3 		1-3 		3 0 1 0 1 2 3			
Frank Viola, L (1, 1) OBP: 0.143, SLG: 0.143 Daryl Boston, L (7, PH) OBP: 0.340, SLG: 0.483			0-3 		0-0 		3-2 		1-1 	1 0 0 0 0 1 1 2 0 0 0 0 0 0			
Inning Stats	R: 0 H: 0 E: 0 LOB: 0 K: 1 BB: 0 S: 9 P: 14	R: 0 H: 0 E: 0 LOB: 0 K: 1 BB: 0 S: 8 P: 12	R: 0 H: 1 E: 0 LOB: 1 K: 1 BB: 0 S: 8 P: 11	R: 1 H: 1 E: 0 LOB: 0 K: 0 BB: 0 S: 7 P: 12	R: 0 H: 1 E: 0 LOB: 2 K: 0 BB: 1 S: 8 P: 16	R: 2 H: 3 E: 0 LOB: 2 K: 1 BB: 1 S: 15 P: 27	R: 0 H: 1 E: 0 LOB: 1 K: 0 BB: 0 S: 10 P: 19	R: 1 H: 1 E: 1 LOB: 1 K: 2 BB: 0 S: 16 P: 23	R: 0 H: 0 E: 0 LOB: 0 K: 1 BB: 0 S: 7 P: 12	1B: 5 SF: 0 2B: 2 SAC: 1 3B: 0 DP: 0 HR: 1 HBP: 0		WP: 1 PA: 38 PB: 0 SB: 1 CS: 0	
PITCHER	IP WLS BF H R ER SO BB IBB HBP BLK WP HR S P ERA WHIP											PITCHER	IP WLS BF H R ER SO BB IBB HBP BLK WP HR S P ERA WHIP
Bruce Ruffin, L (1, 1) ERA: 4.82 Darrel Akerfelds, R (6, 1) ERA: 2.65 Roger McDowell, R (8, 1) ERA: 4.68	5.1 23 6 3 3 3 1 0 0 0 0 1 50 82 5.06 1.312												2.1 11 2 1 0 2 0 1 0 0 1 0 28 48 0.00 0.857
	1.1 4 0 0 0 2 0 0 0 0 0 0 10 16 0.00 0.000												

Batter	1	2	3	4	5	6	7	8	9
Lenny Dykstra, L OBP: 0.458, SLG: 0.461 (1, 8)	4-0 BB S		2-1 P2		1-3 K	1-0 P2		4-0 3B IBB	
Tom Herr, S OBP: 0.324, SLG: 0.368 (1, 4)	2-1 SAFE SAFE G6-3			0-0 F9		4-2 BB FC5 BB	3-2 F7	2-1 3B 1-H 2-H	
Von Hayes, L OBP: 0.399, SLG: 0.433 (1, 9)	2-3 K			2-2 G3		2-0 FC5 BB 1-2	3-2 1B	1-3 K	
Carmelo Martinez, R OBP: 0.344, SLG: 0.432 (1, 3)	2-2 P2			4-2 BB		4-0 BB FC5 HR BB 1-2 2-3	1-1 SAFE SAFE SAFE SAFE 1-3 1B		
Charlie Hayes, R OBP: 0.307, SLG: 0.368 (1, 5)		1-2 G6-3		1-1 L8		1-2 FC5 HR BB 1-2 2-3 3-H	0-3 K		
Randy Ready, R OBP: 0.365, SLG: 0.375 Sil Campusano, R OBP: 0.288, SLG: 0.326 Roger McDowell, R (8, 1)		2-0 F7			4-1 FC4-6 BB	4-0 HR BB 1-2 2-3	2-2 L6		
Dickie Thon, R OBP: 0.301, SLG: 0.352 (1, 6)		1-3 K			1-0 FC4-6 SH1-4 BB 1-2f	0-0 HR 1-H 2-H 3-H		0-0 S 3B 1B	
Darren Daulton, L OBP: 0.336, SLG: 0.367 (1, 2)			2-3 K		4-1 SH1-4 BB 1-2	0-0 F9		3-3 K 1-2	
Bruce Ruffin, S OBP: 0.162, SLG: 0.088 Darrel Akerfeldts, R OBP: 0.333, SLG: 0.333 Jim Vatcher, R OBP: 0.333, SLG: 0.364 John Kruk, L OBP: 0.375, SLG: 0.384 (8, PH) (9, 7)			0-1 G6-3		0-1 SH1-4 BB 1-2 2-3	1-1 1B		0-3 K	

AB	R	H	RBI	BB	SO	LOB
3	1	0	0	2	1	3
4	1	1	2	1	0	1
5	0	1	0	0	2	3
2	1	1	0	2	0	1
4	1	0	1	0	1	5
2	1	0	0	2	0	2
0	0	0	0	0	0	0
0	0	0	0	0	0	0
4	2	2	4	0	1	1
3	0	0	0	1	2	1
1	0	0	0	0	0	0
1	0	1	0	0	0	0
0	0	0	0	0	0	0
1	0	0	0	0	1	1

WP	PA
0	39

Inning Stats	R	H	E	K	S	R	H	E	K	S	R	H	E	K	S	R	H	E	K	S	R	H	E	K	S	R	H	E	K	S
	0	0	0	1	8	0	0	0	1	7	0	0	0	1	9	5	2	0	0	12	0	2	0	1	15	2	2	0	1	23

1B	2B	3B	HR	SF	SAC	DP	HBP	WP	HR	S	P	ERA	WHIP
4	0	1	1	0	0	0	0	0	0	0	0	6.00	1.500

New York Mets @ Philadelphia Phillies
Veterans Stadium, Philadelphia, PA
 Mon Jul 23 1990, 7:05 PM EDT
 Att: 39,260 - Unknown - 82 F

AB	30
R	7
H	6
RBI	7
BB	8
SO	8
LOB	18



Batter	1	2	3	4	5	6	7	8	9	AB R H RBI BB SO LOB	TOP																										
Mark Carreon, R (1, 8) <small>OBP: 0.321, SLG: 0.523</small> Tom O'Malley, L (7, PH) <small>OBP: 0.333, SLG: 0.537</small> Julio Machado, R (7, 1) Daryl Boston, L (8, 8) <small>OBP: 0.338, SLG: 0.480</small>	4-2 BB		4-0 BB		3-1 P3		0-1 SAFE G4-3		1-3 K	1 0 0 0 2 0 1 1 0 0 0 0 0 1 0 0 0 0 0 0 0 1 0 0 0 0 1 0																											
Dave Magadan, L (1, 3) <small>OBP: 0.421, SLG: 0.452</small>	1-0 L9		3-1 F8			2-1 G4-3	2-1 G1-3		1-1 PB 2B	5 1 1 0 0 0 4																											
Gregg Jefferies, S (1, 4) <small>OBP: 0.350, SLG: 0.474</small>	0-1 F9		1-1 G5-3			1-3 K		1-2 G1-3	1-0 BB 2B	5 0 1 1 0 1 3																											
Darryl Strawberry, L (1, 9) <small>OBP: 0.381, SLG: 0.545</small>	1-0 F6			2-1 F7		4-0 FC6-4 BB		2-2 1B 2B	4-0 BB IBB	3 1 1 0 2 0 1																											
Kevin McReynolds, R (1, 7) <small>OBP: 0.362, SLG: 0.430</small>		2-2 F8		1-0 F8		1-2 FC6-4		3-1 1B 2B	0-3 K	5 1 1 0 0 1 3																											
Howard Johnson, S (1, 5) <small>OBP: 0.306, SLG: 0.443</small>		1-1 G1-3		1-0 F9			4-0 HR BB	0-0 1B 2B	4-0 BB	3 2 1 2 2 0 0																											
Mackey Sasser, L (1, 2) <small>OBP: 0.387, SLG: 0.506</small>		0-2 P3			0-0 2B		0-0 HR	2-0 HR	0-0 L8	5 2 3 4 0 0 3																											
Mario Diaz, R (1, 6) <small>OBP: 0.111, SLG: 0.111</small>			2-1 BB 1B		1-1 P3		3-2 G5-3	1-0 G4-3		4 0 1 0 0 0 1																											
David Cone, L (1, 1) <small>OBP: 0.243, SLG: 0.250</small> Keith Miller, R (7, PH) <small>OBP: 0.338, SLG: 0.349</small> John Franco, L (8, 1)			0-0 B1		2-1 G6-3		2-1 G4-3 1B	2-3 K		2 0 0 0 0 0 2 2 0 1 0 0 1 0 0 0 0 0 0 0 0																											
Inning Stats	R: 0 E: 0 K: 0 S: 6	H: 0 LOB: 1 BB: 1 P: 12	R: 0 E: 0 K: 0 S: 8	H: 0 LOB: 0 BB: 0 P: 11	R: 0 E: 0 K: 0 S: 7	H: 1 LOB: 2 BB: 1 P: 17	R: 0 E: 0 K: 0 S: 4	H: 0 LOB: 0 BB: 0 P: 8	R: 0 E: 0 K: 1 S: 9	H: 0 LOB: 1 BB: 1 P: 17	R: 2 E: 0 K: 0 S: 11	H: 2 LOB: 1 BB: 1 P: 22	R: 4 E: 0 K: 1 S: 15	H: 4 LOB: 0 BB: 0 P: 26	R: 1 E: 0 K: 2 S: 10	H: 2 LOB: 3 BB: 2 P: 21	1B: 4 2B: 4 3B: 0 HR: 2	SF: 0 SAC: 0 DP: 0 HBP: 0	WP: 0 PB: 1 SB: 0 CS: 0	PA: 43																	
PITCHER	IP WLS BF H R ER SO BB IBB HBP BLK WP HR S P ERA WHIP																																				
Pat Combs, L (1, 1) <small>ERA: 4.19</small> Joe Boever, R (7, 1) <small>ERA: 4.64</small> Dennis Cook, L (7, 1) <small>ERA: 3.44</small> Roger McDowell, R (8, 1) <small>ERA: 5.08</small> Don Carman, L (9, 1) <small>ERA: 2.89</small>	6.1		27	4	2	2	1	4	0	0	0	0	0	1	48	94	2.84	1.263																			
	0.1		1	0	0	0	0	0	0	0	0	0	0	2	2	0.00	0.000																				
	0.2		4	2	2	2	0	0	0	0	0	0	0	11	19	27.00	3.000																				
	1.1	L	10	4	3	3	3	1	1	0	0	0	1	15	31	20.25	3.750																				
	0.1		1	0	0	0	0	0	0	0	0	0	0	1	1	0.00	0.000																				

New York Mets @ Philadelphia Phillies
 Veterans Stadium, Philadelphia, PA
 Tue Jul 24 1990, 7:05 PM EDT
 Att. 43,235 - Unknown - 80 F

livebaseballscorecards.com

AB	37
R	7
H	10
RBI	7
BB	6
SO	4
LOB	19



Batter	1	2	3	4	5	6	7	8	9	AB	R	H	RBI	BB	SO	LOB
Lenny Dykstra, L OBP: 0.456, SLG: 0.467 (1, 8)	2-2 G3 ①		3-1 IHR ①		1-2 G6-3 ③			3-3 K ①		4	1	1	1	0	1	0
Darren Daulton, L OBP: 0.334, SLG: 0.377 (1, 2)	0-0 HR ②		2-3 K ①			2-2 L4 ①		1-3 K ②		4	1	1	1	0	2	0
Tom Herr, S OBP: 0.323, SLG: 0.370 (1, 4)	3-2 F8 ②		1-1 G3 ②			1-0 G4-3 HR 2B ②		0-3 K ③		4	1	1	0	0	1	0
Von Hayes, L OBP: 0.397, SLG: 0.430 (1, 9)	2-1 1B 1B ③		2-3 K ③			1-1 G4-3 ②		X 0-0 B1-3 ①		4	0	1	0	0	1	1
Carmelo Martinez, R OBP: 0.348, SLG: 0.456 (1, 3)	3-0 SAFE 1B 1B ③			1-3 K ①		1-1 HR ②		C 3-2 G5-3 ②		4	1	2	2	0	1	0
Charlie Hayes, R OBP: 0.304, SLG: 0.363 (1, 5)	1-2 L9 ③			1-1 G6-3 ②		1-3 K ③		C 1-1 G5-3 ③		4	0	0	0	0	1	2
Dickie Thon, R OBP: 0.299, SLG: 0.349 (1, 6)		1-2 G5-3 ①		2-2 G6-3 ③			B 2-0 F8 ①			3	0	0	0	0	0	0
Randy Ready, R OBP: 0.358, SLG: 0.366 Sil Campusano, R OBP: 0.288, SLG: 0.326 (1, 7) (8, 7)		0-1 F8 ②			1-1 P4 ①		B 0-2 G3-1 ②			3	0	0	0	0	0	0
Pat Combs, L OBP: 0.205, SLG: 0.167 Joe Boever, R (7, 1) Dennis Cook, L OBP: 0.281, SLG: 0.375 Roger McDowell, R (8, 1) Don Carman, L OBP: 0.375, SLG: 0.375 (9, 1)		0-1 F9 ③			2-3 K ②		B 2-2 F8 ③			2	0	0	0	0	1	0

Inning Stats	R: 1	H: 3	E: 0	LOB: 2	K: 0	S: 14	R: 0	H: 0	E: 0	LOB: 0	K: 0	S: 9	R: 1	H: 1	E: 0	LOB: 0	K: 2	S: 16	R: 0	H: 0	E: 0	LOB: 0	K: 1	S: 8	R: 0	H: 0	E: 0	LOB: 0	K: 1	S: 8	R: 2	H: 2	E: 0	LOB: 0	K: 1	S: 12	R: 0	H: 0	E: 0	LOB: 0	K: 0	S: 7	R: 0	H: 0	E: 0	LOB: 0	K: 3	S: 10	R: 0	H: 0	E: 0	LOB: 0	K: 0	S: 7	R: 0	H: 0	E: 0	LOB: 0	K: 0	S: 7	1B: 2	2B: 1	3B: 0	HR: 3	SF: 0	SAC: 0	DP: 0	HBP: 0	WP: 0	PB: 0	SB: 0	CS: 0	PA: 33
--------------	------	------	------	--------	------	-------	------	------	------	--------	------	------	------	------	------	--------	------	-------	------	------	------	--------	------	------	------	------	------	--------	------	------	------	------	------	--------	------	-------	------	------	------	--------	------	------	------	------	------	--------	------	-------	------	------	------	--------	------	------	------	------	------	--------	------	------	-------	-------	-------	-------	-------	--------	-------	--------	-------	-------	-------	-------	--------

PITCHER	IP	WLS	BF	H	R	ER	SO	BB	IBB	HBP	BLK	WP	HR	S	P	ERA	WHIP
David Cone, R ERA: 4.11 (1, 1)	6.0		24	6	4	4	5	0	0	0	0	0	2	67	101	6.00	1.000
Julio Machado, R ERA: 2.91 (7, 1)	1.0	W	3	0	0	0	0	0	0	0	0	0	0	7	11	0.00	0.000
John Franco, L ERA: 2.05 (8, 1)	2.0	S	6	0	0	0	3	0	0	0	0	0	0	17	25	0.00	0.000

BOTTOM

New York Mets @ Philadelphia Phillies
Veterans Stadium, Philadelphia, PA

Tue Jul 24 1990, 7:05 PM EDT
Att: 43,235 - Unknown - 80 F

AB	33
R	4
H	6
RBI	4
BB	0
SO	8
LOB	3



livebaseballscores.com

Batter	1	2	3	4	5	6	7	8	9	AB R H RBI BB SO LOB	TOP		
Howard Johnson, S (1, 6) OBP: 0.312, SLG: 0.449 Keith Miller, R (8, 4) OBP: 0.338, SLG: 0.349	1-2 F8		3-2 HR 3B		4-2 G3 S 3B BB	4-0 1B 3B IBB		4-0 G4-6-3 BB		2 3 1 0 3 0 0 0 0 0 0 0 0 0			
Dave Magadan, L (1, 3) OBP: 0.426, SLG: 0.476 Tim Teufel, R (7, 3) OBP: 0.282, SLG: 0.342	2-2 2B		0-1 HR		2-3 SAFE SAFE 1-2 K	1-1 3B 1B		2-1 L6		4 2 3 3 0 1 1 1 0 0 0 0 0 2			
Gregg Jefferies, S (1, 4) OBP: 0.348, SLG: 0.476 Wally Whitehurst, R (8, 1) OBP: 0.200, SLG: 0.200 Julio Machado, R (9, 1) John Franco, L (9, 1)	1-3 K		1-2 G3		0-1 G3	0-0 HR 3B		0-0 G4-6-3 1-2f		5 1 1 2 0 1 4 0			
Darryl Strawberry, L (1, 9) OBP: 0.388, SLG: 0.558 Mark Carreon, R (7, 9) OBP: 0.320, SLG: 0.519	4-0 IBB		3-2 CS 1B		4-0 3B IBB	1-0 HR		3-2 P3		2 2 2 2 2 0 0 1 0 0 0 0 0 0			
Kevin McReynolds, R (1, 7) OBP: 0.363, SLG: 0.439	1-1 P5		1-1 F8 1-2		1-2 1-H 3-H 3B	1-0 P3		2-2 1B 2B		5 1 2 2 0 0 3			
Mackey Sasser, L (1, 2) OBP: 0.387, SLG: 0.503 Todd Hundley, S (9, PR) OBP: 0.216, SLG: 0.250		1-1 G6-3		0-0 F8 G4-3 1B	0-0 G6-3		0-0 G4-3		0-2 2-H 1B	5 0 2 1 0 0 1 0 0 0 0 0 0 0			
Tom O'Malley, L (1, 5) OBP: 0.300, SLG: 0.478		0-2 L3		3-2 SAFE G4-3		1-3 K	0-1 L6		2-3 K	5 0 0 0 0 2 2			
Daryl Boston, L (1, 8) OBP: 0.340, SLG: 0.484		3-2 1B		3-2 F8 2-3		3-2 1B 2B	2-2 G1-3		1-3 K	5 1 2 0 0 1 2			
Sid Fernandez, L (1, 1) OBP: 0.182, SLG: 0.212 Mario Diaz, R (8, PH) OBP: 0.200, SLG: 0.300		1-3 K		0-1 P6		0-3 K		0-1 2B		3 0 0 0 0 2 3 1 0 1 0 0 0 0			
Inning Stats	R: 0 H: 1 E: 0 LOB: 2 K: 1 BB: 1 S: 12 P: 21	R: 0 H: 1 E: 0 LOB: 1 K: 1 BB: 0 S: 12 P: 17	R: 2 H: 3 E: 0 LOB: 0 K: 0 BB: 0 S: 14 P: 22	R: 0 H: 1 E: 0 LOB: 1 K: 0 BB: 0 S: 9 P: 15	R: 2 H: 1 E: 0 LOB: 1 K: 1 BB: 2 S: 13 P: 24	R: 5 H: 4 E: 0 LOB: 0 K: 2 BB: 1 S: 16 P: 27	R: 0 H: 0 E: 0 LOB: 0 K: 0 BB: 0 S: 6 P: 8	R: 0 H: 1 E: 0 LOB: 1 K: 0 BB: 1 S: 5 P: 11	R: 1 H: 2 E: 0 LOB: 1 K: 2 BB: 0 S: 18 P: 26	1B: 5 SF: 0 2B: 4 SAC: 0 3B: 3 DP: 1 HR: 2 HBP: 0	WP: 0 PA: 44 PB: 0 SB: 1 CS: 1		
PITCHER	IP WLS BF H R ER SO BB IBB HBP BLK WP HR S P ERA WHIP											PITCHER	IP WLS BF H R ER SO BB IBB HBP BLK WP HR S P ERA WHIP
Jeff Parrett, R (1, 1) ERA: 5.09	5.0 L 24 7 4 4 3 1 2 0 0 0 0 1 60 99 7.20 1.600												
Don Carman, L (6, 1) ERA: 3.57	2.0 11 4 5 5 2 0 1 0 0 0 0 1 22 35 22.50 2.000												
Joe Boever, R (8, 1) ERA: 4.63	2.0 9 3 1 1 2 1 0 0 0 0 0 0 23 37 4.50 2.000												

New York Mets @ Philadelphia Phillies
Veterans Stadium, Philadelphia, PA
 Wed Jul 25 1990, 7:05 PM EDT
 Att. 40,079 - Unknown - 78 F

livebaseballscorecards.com

AB	39
R	10
H	14
RBI	10
BB	5
SO	7
LOB	18



Batter	1	2	3	4	5	6	7	8	9	AB	R	H	RBI	BB	SO	LOB
Lenny Dykstra, L (1, 8) OBP: 0.456, SLG: 0.474	E9 2B		F7 2B		F7 2B		E 1B	K	G4-6-3 1B	6	1	3	0	0	1	4
Tom Herr, S (1, 4) OBP: 0.329, SLG: 0.373	P4		BB			BB 1B	S 1B		L6 1B	5	1	3	1	1	0	2
Von Hayes, L (1, 9) OBP: 0.401, SLG: 0.429	L6		P5			BB 1B	BB 1B		1B 1B	3	1	1	0	2	0	3
Carmelo Martinez, R (1, 7) Joe Boever, R (8, 1) Rod Booker, L (9, PH) OBP: 0.340, SLG: 0.443 OBP: 0.321, SLG: 0.328	K		F8			K 1B	P4		1B 1B	4	0	0	0	0	2	7
Charlie Hayes, R (1, 5) OBP: 0.305, SLG: 0.364					P3			1B 1B	1B 1B	5	2	2	1	0	2	2
Ricky Jordan, R (1, 3) OBP: 0.282, SLG: 0.356					K			K	1B 1B	5	1	1	0	0	4	3
Dickie Thon, R (1, 6) OBP: 0.303, SLG: 0.351					F8			K	G1-3 1B	4	1	2	1	1	1	0
Darren Daulton, L (1, 2) Tom Nieto, R (8, 2) OBP: 0.334, SLG: 0.376 OBP: 1.000, SLG: 1.000								1B 1B	G1-3 1B	3	1	1	0	0	0	1
Jeff Parrett, R (1, 1) Dave Hollins, S (5, PH) Don Garriotti, L (6, 1) Jim Valcher, R (7, PH) John Kruk, L (9, PH) OBP: 0.246, SLG: 0.371 OBP: 0.375, SLG: 0.375 OBP: 0.320, SLG: 0.348 OBP: 0.377, SLG: 0.384									G4-6-3 BB	2	0	2	3	0	0	0
									G4-6-3 BB	1	0	0	0	0	1	0
										1	0	0	0	0	0	0
										2	0	0	0	0	0	3
										0	0	0	0	1	0	0

Inning Stats	R: 0	H: 1	E: 1	K: 1	S: 11	LOB: 1	BB: 0	P: 15	R: 0	H: 0	E: 0	K: 2	S: 16	LOB: 1	BB: 1	P: 25	R: 0	H: 1	E: 0	K: 1	S: 11	LOB: 2	BB: 1	P: 20	R: 0	H: 0	E: 0	K: 1	S: 5	LOB: 0	BB: 0	P: 7	R: 0	H: 0	E: 0	K: 0	S: 9	LOB: 0	BB: 0	P: 14	R: 0	H: 1	E: 0	K: 3	S: 17	LOB: 2	BB: 1	P: 24	R: 2	H: 3	E: 0	K: 1	S: 16	LOB: 2	BB: 1	P: 22	R: 1	H: 3	E: 0	K: 2	S: 12	LOB: 2	BB: 0	P: 16	R: 6	H: 7	E: 0	K: 0	S: 21	LOB: 1	BB: 1	P: 36	1B: 14	2B: 2	3B: 0	HR: 0	SF: 0	SAC: 0	DP: 1	HBP: 0	WP: 0	PA: 47
--------------	------	------	------	------	-------	--------	-------	-------	------	------	------	------	-------	--------	-------	-------	------	------	------	------	-------	--------	-------	-------	------	------	------	------	------	--------	-------	------	------	------	------	------	------	--------	-------	-------	------	------	------	------	-------	--------	-------	-------	------	------	------	------	-------	--------	-------	-------	------	------	------	------	-------	--------	-------	-------	------	------	------	------	-------	--------	-------	-------	--------	-------	-------	-------	-------	--------	-------	--------	-------	--------


PITCHER	IP	WLS	BF	H	R	ER	SO	BB	IBB	HBP	BLK	WP	HR	S	P	ERA	WHIP
Sid Fernandez, L (1, 1) ERA: 3.16	7.0	W	31	6	2	1	9	4	0	0	0	0	0	85	127	1.29	1.429
Wally Whitehurst, R (8, 1) ERA: 3.6	1.0		11	8	6	6	2	0	0	0	0	0	0	23	35	54.00	8.000
Julio Machado, R (9, 1) ERA: 3.32	0.0		2	2	0	0	0	0	0	0	0	0	0	6	8	∞	∞
John Franco, L (9, 1) ERA: 2.0	1.0	S	3	0	1	1	0	1	0	0	0	0	0	4	9	9.00	1.000

BOTTOM

New York Mets @ Philadelphia Phillies
Veterans Stadium, Philadelphia, PA

Wed Jul 25 1990, 7:05 PM EDT
Att: 40,079 - Unknown - 78 F

AB	42
R	9
H	16
RBI	7
BB	5
SO	11
LOB	25



PITCHER	IP	WLS	BF	H	R	ER	SO	BB	IBB	HBP	BLK	WP	HR	S	P	ERA	WHIP
Sid Fernandez, L (1, 1) ERA: 3.16	7.0	W	31	6	2	1	9	4	0	0	0	0	0	85	127	1.29	1.429
Wally Whitehurst, R (8, 1) ERA: 3.6	1.0		11	8	6	6	2	0	0	0	0	0	0	23	35	54.00	8.000
Julio Machado, R (9, 1) ERA: 3.32	0.0		2	2	0	0	0	0	0	0	0	0	0	6	8	∞	∞
John Franco, L (9, 1) ERA: 2.0	1.0	S	3	0	1	1	0	1	0	0	0	0	0	4	9	9.00	1.000

Batter	1	2	3	4	5	6	7	8	9	AB R H RBI BB SO LOB	TOP											
Lenny Dykstra, L (1, 8) OBP: 0.459, SLG: 0.476 Sil Campusano, R (6, 8) OBP: 0.278, SLG: 0.313	4-1 1B 3B BB	2-2 1B E 1B	0-0 1-3 2B 1B		0-1 G3		3-2 5-3		1-2 P3	3 3 2 0 1 0 0 2 0 0 0 0 0 1												
Dickie Thon, R (1, 6) OBP: 0.306, SLG: 0.356	1-1 3B 1B	0-0 FC3-6 1B	1-1 1-H 3-H 2B			1-0 F7	0-0 1-3		0-1 FC6-4	6 1 3 2 0 0 1												
Tom Herr, S (1, 4) OBP: 0.329, SLG: 0.379 Rod Booker, L (4, 4) OBP: 0.325, SLG: 0.333	1-1 SF7 3B	2-2 FC3-6 1B	2-2 L4			0-0 1B 2B 1B	2-3 K			3 2 1 2 0 0 2 2 1 1 0 0 1 0												
Von Hayes, L (1, 9) OBP: 0.401, SLG: 0.427 Jim Vatcher, R (8, PR) OBP: 0.320, SLG: 0.348	0-0 SF7 3-H	3-1 6-3 1-3		3-3 K		2-0 2B 1B		4-1 FC6-4 BB		3 1 1 1 1 1 1 0 0 0 0 0 0 0												
Carmelo Martinez, R (1, 3) OBP: 0.347, SLG: 0.455	1-1 HR 1B	0-1 3-H 1B		0-1 F7		0-0 F9 1B 2B		1-1 P2		5 2 3 3 0 0 1												
Randy Ready, R (1, 7) OBP: 0.353, SLG: 0.368	2-3 K	1-1 F9		0-1 2B		0-1 F9		1-2 FC6-4		5 0 1 0 0 1 4												
Charlie Hayes, R (1, 5) OBP: 0.307, SLG: 0.371	0-1 1-H HR		0-2 4-3	0-0 G3		4-0 1B BB		0-0 F7		4 1 1 2 1 0 2												
Darren Daulton, L (1, 2) OBP: 0.342, SLG: 0.377	4-2 BB		4-1 1B 2B BB		2-3 K	1-0 FC6-4 1B		4-0 FC6-4 BB		2 1 1 1 3 1 0												
Terry Mulholland, R (1, 1) OBP: 0.129, SLG: 0.161	0-3 K		0-3 K		0-2 1-3	1-1 FC6-4		0-3 K		5 0 0 0 0 3 5												
Inning Stats	R: 5 E: 0 K: 2 S: 20	H: 4 LOB: 1 BB: 2 P: 33	R: 2 E: 1 K: 0 S: 15	H: 3 LOB: 1 BB: 0 P: 23	R: 2 E: 0 K: 1 S: 15	H: 2 LOB: 1 BB: 1 P: 22	R: 0 E: 0 K: 1 S: 8	H: 1 LOB: 1 BB: 0 P: 11	R: 0 E: 0 K: 1 S: 9	H: 0 LOB: 0 BB: 0 P: 11	R: 3 E: 0 K: 0 S: 9	H: 4 LOB: 2 BB: 1 P: 18	R: 0 E: 0 K: 1 S: 8	H: 0 LOB: 0 BB: 0 P: 13	R: 0 E: 0 K: 0 S: 7	H: 0 LOB: 1 BB: 1 P: 13	R: 0 E: 0 K: 1 S: 9	H: 0 LOB: 1 BB: 1 P: 14	1B: 9 2B: 3 3B: 1 HR: 1	SF: 1 SAC: 0 DP: 0 HBP: 0	WP: 1 PB: 0 SB: 0 CS: 0	PA: 47
PITCHER	IP WLS BF H R ER SO BB IBB HBP BLK WP HR S P ERA WHIP																				PITCHER	IP WLS BF H R ER SO BB IBB HBP BLK WP HR S P ERA WHIP
Neal Heaton, L (1, 1) ERA: 3.92	0.2 L 8 4 5 5 1 2 0 0 0 0 1 17 30 67.50 9.000																					
Ted Power, R (1, 1) ERA: 2.94	4.1 20 6 4 4 4 1 0 0 0 1 0 50 70 8.31 1.615																					
Scott Ruskin, L (6, 1) ERA: 2.91	4.0 19 4 3 3 2 3 0 0 0 0 0 33 58 6.75 1.750																					

Philadelphia Phillies @ Pittsburgh Pirates
 Three Rivers Stadium, Pittsburgh, PA
 Thu Jul 26 1990, 7:05 PM EDT
 Att. 24,088 - Unknown

livebaseballscorecards.com

AB	40
R	12
H	14
RBI	11
BB	6
SO	7
LOB	17



Batter	1	2	3	4	5	6	7	8	9	AB R H RBI BB SO LOB	TOP											
Lenny Dykstra, L (1, 8) OBP: 0.458, SLG: 0.473	3-2 F7	0-1 S 1B		2-1 G3-1		1-1 G3		4-1 BB		4 0 1 0 1 0 2												
Darren Daulton, L (1, 2) OBP: 0.343, SLG: 0.375	0-1 F9 1B 1B	1-2 F9		1-0 P5			4-1 CS BB	0-0 L7		4 1 1 0 1 0 5												
Tom Herr, S (1, 4) OBP: 0.330, SLG: 0.379	0-1 BB 1B 1-2 1B	1-2 G4-3			2-2 F8		1 SAFE 3-3 K 1-2	1-0 1B 1B		5 1 2 0 0 1 2												
Von Hayes, L (1, 9) OBP: 0.394, SLG: 0.419	2-0 F9		2-0 G4-3		0-0 F6		0-0 F8	1-3 K		5 0 0 0 0 1 3												
Carmelo Martinez, R (1, 3) OBP: 0.349, SLG: 0.453	0-0 1B BB 1-2 1B		1-2 G5-3		3-0 G4-3		1-3 K	2-1 1B		5 0 2 1 0 1 0												
John Kruk, L (1, 7) OBP: 0.377, SLG: 0.379	4-1 1B		2-1 L9		0-0 G6-3		4-2 1B BB	0-3 K		3 1 0 0 2 1 2												
Roger McDowell, R (9, 1)	1-2 BB									0 0 0 0 0 0 0												
Joe Boever, R (9, 1)	1-2 BB									0 0 0 0 0 0 0												
Dickie Thon, R (1, 6) OBP: 0.310, SLG: 0.358	0-0 1B			1-2 1B E HBP		2-2 F9		3-2 1B 1B	2-0 P4	4 1 2 1 0 0 2												
Charlie Hayes, R (1, 5) OBP: 0.311, SLG: 0.384	1-2 G5-3			2-0 G3-1 E 1-3 1B		1-2 HR		2-2 BB 1B		4 1 3 2 0 0 3												
Jose De Jesus, R (1, 1) OBP: 0.133, SLG: 0.071		2-1 F8		0-2 L5		3-1 1B		0-3 K		0 0 0 0 0 0 0												
Dennis Cook, L (2, PH) OBP: 0.286, SLG: 0.371										3 0 1 0 0 0 1												
Darrel Akerfelds, R (7, 1) OBP: 0.250, SLG: 0.250										1 0 0 0 0 1 2												
Jim Vatcher, R (9, 7) OBP: 0.320, SLG: 0.348										0 0 0 0 0 0 0												
Inning Stats	R: 2 E: 0 K: 0 S: 17	H: 4 LOB: 3 BB: 1 P: 27	R: 0 E: 0 K: 0 S: 10	H: 1 LOB: 1 BB: 0 P: 14	R: 0 E: 0 K: 0 S: 6	H: 0 LOB: 0 BB: 0 P: 11	R: 1 E: 1 K: 0 S: 10	H: 1 LOB: 1 BB: 0 P: 16	R: 0 E: 0 K: 0 S: 9	H: 0 LOB: 0 BB: 0 P: 14	R: 1 E: 0 K: 0 S: 12	H: 2 LOB: 1 BB: 0 P: 19	R: 0 E: 0 K: 1 S: 7	H: 0 LOB: 0 BB: 1 P: 14	R: 1 E: 0 K: 2 S: 19	H: 2 LOB: 3 BB: 2 P: 33	R: 0 E: 0 K: 2 S: 10	H: 2 LOB: 2 BB: 0 P: 16	1B: 11 2B: 1 3B: 0 HR: 1	SF: 0 SAC: 0 DP: 1 HBP: 1	WP: 0 PB: 0 SB: 1 CS: 1	PA: 43
PITCHER	IP WLS BF H R ER SO BB IBB HBP BLK WP HR S P ERA WHIP																					
Rick Reed, R (1, 1) ERA: 4.11	5.2 L 27 8 4 4 0 1 1 0 0 0 0 1 62 98 6.35 1.588																					
Bob Kipper, L (6, 1) ERA: 3.29	1.1 4 0 0 0 1 1 0 0 0 0 0 0 9 17 0.00 0.750																					
Stan Belinda, R (8, 1) ERA: 3.09	0.2 5 2 1 1 2 1 0 0 0 0 0 0 17 27 13.50 4.500																					
Bob Patterson, L (8, 1) ERA: 3.11	1.1 7 2 0 0 2 1 0 0 0 0 0 0 12 22 0.00 2.250																					

Philadelphia Phillies @ Pittsburgh Pirates
Three Rivers Stadium, Pittsburgh, PA

Fri Jul 27 1990, 7:05 PM EDT
Att. 29,117 - Unknown - 80 F

livebaseballscorecards.com

AB 38
R 5
H 12
RBI 4
BB 4
SO 5
LOB 22



BOTTOM

Philadelphia Phillies @ Pittsburgh Pirates
Three Rivers Stadium, Pittsburgh, PA

Fri Jul 27 1990, 7:05 PM EDT
Att. 29,117 - Unknown - 80 F

livebaseballscorecards.com

AB	32
R	3
H	6
RBI	3
BB	7
SO	2
LOB	21



WP:	0	PA:	40
PB:	0	SB:	0
CS:	0		

AB	1	R	1	H	0	RBI	0	BB	2	SO	1	LOB	0
	2	0	0	0	0	0	0	0	0	0	1		

4	1	2	0	1	0	2							
---	---	---	---	---	---	---	--	--	--	--	--	--	--

4	0	0	0	1	0	5							
---	---	---	---	---	---	---	--	--	--	--	--	--	--

5	0	0	0	0	0	6							
---	---	---	---	---	---	---	--	--	--	--	--	--	--

3	1	1	1	1	0	0							
---	---	---	---	---	---	---	--	--	--	--	--	--	--

3	0	2	1	0	0	0							
---	---	---	---	---	---	---	--	--	--	--	--	--	--

1	0	0	1	1	0	0							
2	0	0	0	0	0	2							

4	0	0	0	0	1	5							
---	---	---	---	---	---	---	--	--	--	--	--	--	--

2	0	1	0	0	0	0							
0	0	0	0	0	0	0							
0	0	0	0	1	0	0							
0	0	0	0	0	0	0							
0	0	0	0	0	0	0							
1	0	0	0	0	0	0							

1B:	4	SF:	0
2B:	1	SAC:	0
3B:	0	DP:	0
HR:	1	HBP:	0

IP	WLS	BF	H	R	ER	SO	BB	IBB	HBP	BLK	WP	HR	S	P	ERA	WHIP
1.0		8	1	2	1	1	3	0	0	0	0	0	17	38	9.00	4.000
5.0	W	19	2	0	0	1	2	0	0	0	0	0	39	68	0.00	0.800
2.2		11	3	1	1	0	1	0	0	0	0	1	27	44	3.38	1.500
0.0		1	0	0	0	0	1	0	0	0	0	0	0	4	∞	∞
0.1	S	1	0	0	0	0	0	0	0	0	0	0	4	6	0.00	0.000

Batter	1	2	3	4	5	6	7	8	9
Wally Backman, S OBP: 0.360, SLG: 0.386 Jeff King, R OBP: 0.288, SLG: 0.359 (1, 5) (7, PH) (8, 5)	4-2 BB 1B CI BB	2-3 K			4-2 FC4-6 FC1-5 BB		1-2 SAFE P4		2-1 F9
Jay Bell, R OBP: 0.330, SLG: 0.384 (1, 6)	1-1 CI BB BB 1B	2-0 G6-3			0-0 FC1-5 FC4-6		1-2 1B		4-1 BB BB
Andy Van Slyke, L OBP: 0.356, SLG: 0.425 (1, 8)	3-2 L8				0-0 FC4-6		1-1 G3		4-0 BB
Bobby Bonilla, S OBP: 0.301, SLG: 0.503 (1, 3)	1-0 F8				2-2 F9			1-1 L3	2-2 F8
Barry Bonds, L OBP: 0.427, SLG: 0.600 (1, 7)	4-0 BB CI 1-2 2-3 BB				3-1 F8			0-0 HR	
R.J. Reynolds, S OBP: 0.358, SLG: 0.366 (1, 9)	3-2 CI BB				1-1 G5-3		2-2 1B	3-2 2B	
Michael LaValliere, L OBP: 0.370, SLG: 0.305 Don Slaught, R OBP: 0.406, SLG: 0.528 (1, 2) (6, PH) (7, 2)	4-0 BB				0-0 G1		1-0 F8	2-1 F8	
Jose Lind, R OBP: 0.345, SLG: 0.401 (1, 4)	1-3 K				1-1 F8		1-0 L8	2-1 F9	
Rick Reed, R OBP: 0.230, SLG: 0.214 Bob Kipper, R OBP: 0.312, SLG: 0.363 Stan Belinda, R OBP: 0.347, SLG: 0.441 (1, 1) (6, 1) (7, PH) (8, 1) (8, 1) (9, PH)		1-1 F8			0-0 FC1-5 BB 1B		4-1 P4 BB	0-1 P5	

Inning Stats	R: 2	H: 1	LOB: 3	BB: 3	P: 38	R: 0	H: 0	LOB: 0	BB: 0	P: 11	R: 0	H: 0	LOB: 0	BB: 0	P: 7	R: 0	H: 1	LOB: 2	BB: 1	P: 15	R: 0	H: 1	LOB: 1	BB: 0	P: 19	R: 0	H: 1	LOB: 1	BB: 1	P: 18	R: 1	H: 2	LOB: 1	BB: 0	P: 20	R: 0	H: 0	LOB: 2	BB: 2	P: 21	1B:	4	SF:	0	2B:	1	SAC:	0	3B:	0	DP:	0	HR:	1	HBP:	0	WP:	0	PA:	40
--------------	------	------	--------	-------	-------	------	------	--------	-------	-------	------	------	--------	-------	------	------	------	--------	-------	-------	------	------	--------	-------	-------	------	------	--------	-------	-------	------	------	--------	-------	-------	------	------	--------	-------	-------	-----	---	-----	---	-----	---	------	---	-----	---	-----	---	-----	---	------	---	-----	---	-----	----

PITCHER	IP	WLS	BF	H	R	ER	SO	BB	IBB	HBP	BLK	WP	HR	S	P	ERA	WHIP
Jose De Jesus, R ERA: 3.49	(1, 1)	1.0		8	1	2	1	1	3	0	0	0	0	17	38	9.00	4.000
Dennis Cook, L ERA: 3.28	(2, 1)	5.0	W	19	2	0	0	1	2	0	0	0	0	39	68	0.00	0.800
Darrel Akerfelds, R ERA: 2.69	(7, 1)	2.2		11	3	1	1	0	1	0	0	0	1	27	44	3.38	1.500
Roger McDowell, R ERA: 5.08	(9, 1)	0.0		1	0	0	0	1	0	0	0	0	0	4	∞	∞	
Joe Boever, R ERA: 4.6	(9, 1)	0.1	S	1	0	0	0	0	0	0	0	0	0	4	6	0.00	0.000

Batter	1	2	3	4	5	6	7	8	9	AB R H RBI BB SO LOB	TOP		
Lenny Dykstra, L OBP: 0.456, SLG: 0.470 (1, 8) X	0-0 S 6-3 1B		0-0 L1		0-0 F9			0-0 3-1		4 0 1 0 0 0 0			
Dickie Thon, R OBP: 0.313, SLG: 0.360 (1, 6) X	0-0 6-3 1-2			0-0 6-3		0-0 G1-6-3 1B		0-0 S 1B		4 0 2 0 0 0 1			
Tom Herr, S OBP: 0.329, SLG: 0.378 (1, 4) X	0-0 6-3 2-3			0-0 5-3		0-0 G1-6-3 1B		0-0 F4		4 0 1 0 0 0 2			
Von Hayes, L OBP: 0.393, SLG: 0.428 (1, 9) X	0-0 L3			0-0 HR		0-0 G1-6-3 1-2f 2-3		0-3 K 1-2		4 1 1 1 0 1 4			
Carmelo Martinez, R OBP: 0.352, SLG: 0.447 (1, 7) (9, 3) X		0-0 3-1		4-0 HR BB		4-0 BB		0-0 5-3		2 1 0 0 2 0 0			
Charlie Hayes, R OBP: 0.314, SLG: 0.394 (1, 5) X		0-0 F6		0-0 HR 1-H		0-0 F8		0-0 1B FC5-4 1B		4 2 2 2 0 0 2			
Ricky Jordan, R OBP: 0.281, SLG: 0.354 Joe Boever, R (9, 1) X		0-0 F7		0-0 6-3			0-0 F3		0-0 FC5-4 1B	4 0 1 0 0 0 0 0 0 0 0 0 0 0	AB 34 R 4 H 8 RBI 4 BB 2 SO 4 LOB 11		
Tom Nieto, R OBP: 0.400, SLG: 0.400 Darren Daulton, L OBP: 0.342, SLG: 0.374 (9, PH) (9, 2) X			0-3 K		0-3 K		0-3 K		0-0 FC5-4 1-2f 3-H	3 0 0 0 0 3 0 1 0 0 1 0 0 1			
Bruce Ruffin, S OBP: 0.150, SLG: 0.081 Jeff Parrett, R (7, 1) X John Kruk, L OBP: 0.376, SLG: 0.378 (9, PH) (9, 7) X		0-0 1-3		0-0 4-3		0-0 F8		0-0 4-3		3 0 0 0 0 0 0 0 0 0 0 0 0 0 1 0 0 0 0 0 1			
Inning Stats	R: 0 E: 0 K: 0 S: 4 H: 1 LOB: 1 BB: 0 P: 4	R: 0 E: 0 K: 0 S: 3 H: 0 LOB: 0 BB: 0 P: 3	R: 0 E: 0 K: 1 S: 5 H: 0 LOB: 0 BB: 0 P: 5	R: 3 E: 0 K: 0 S: 5 H: 2 LOB: 0 BB: 1 P: 9	R: 0 E: 0 K: 1 S: 5 H: 0 LOB: 0 BB: 0 P: 5	R: 0 E: 0 K: 0 S: 4 H: 2 LOB: 2 BB: 1 P: 8	R: 0 E: 0 K: 1 S: 5 H: 0 LOB: 0 BB: 0 P: 5	R: 0 E: 0 K: 1 S: 6 H: 1 LOB: 1 BB: 0 P: 6	R: 1 E: 0 K: 0 S: 5 H: 2 LOB: 1 BB: 0 P: 5	1B: 6 2B: 0 3B: 0 HR: 2 SF: 0 SAC: 0 DP: 1 HBP: 0	WP: 0 PB: 0 SB: 2 CS: 0 PA: 36		
PITCHER John Smiley, L ERA: 4.18 Bill Landrum, R ERA: 1.93	IP WLS BF H R ER SO BB IBB HBP BLK WP HR S P ERA WHIP												PITCHER IP WLS BF H R ER SO BB IBB HBP BLK WP HR S P ERA WHIP
	(1, 1) 7.0 0 27 5 3 3 3 2 0 0 0 0 2 31 39 3.86 1.000												
	(8, 1) 2.0 L 9 3 1 1 1 0 0 0 0 0 0 0 11 11 4.50 1.500												

Philadelphia Phillies @ Pittsburgh Pirates
 Three Rivers Stadium, Pittsburgh, PA
 Sat Jul 28 1990, 7:05 PM EDT
 Att. 37,022 - Unknown - 87 F

livebaseballscorecards.com



Batter	1	2	3	4	5	6	7	8	9	AB	R	H	RBI	BB	SO	LOB
Moises Alou, R (1, 7) R.J. Reynolds, S (7, PH) Bill Landrum, R (8, 1)	F9		G5-4-3 1B		L5		S 2-H 1B			3	0	1	0	0	0	1
Jay Bell, R (1, 6) OBP: 0.329, SLG: 0.382	F9		G5-4-3 1-2f		1B		K 1-2			4	0	1	0	0	1	2
Andy Van Slyke, L (1, 8) OBP: 0.358, SLG: 0.436	1B		F7		F5			HR		4	1	2	1	0	0	2
Bobby Bonilla, S (1, 9) OBP: 0.300, SLG: 0.508	F2			HR		K		F5		4	1	1	1	0	1	1
Jeff King, R (1, 5) OBP: 0.282, SLG: 0.351		F8		5-3		4-3		K		4	0	0	0	0	1	0
Sid Bream, L (1, 3) OBP: 0.346, SLG: 0.435		BB BB	F7		F3		F8			3	0	0	0	1	0	0
Jose Lind, R (1, 4) OBP: 0.344, SLG: 0.398		BB BB	L3				1-6-3		4-3	3	0	0	0	1	0	0
Michael LaValliere, L (1, 2) Don Stlaught, R (7, PH) OBP: 0.407, SLG: 0.535		F7			F5		1B 2B		6-3	2	0	0	0	0	0	2
John Smiley, L (1, 1) Gary Redus, R (7, PH) Barry Bonds, L (7, PH) OBP: 0.424, SLG: 0.596		K			BB		F4		F8	1	0	0	0	1	1	2

Inning Stats	R: 0	H: 1	E: 0	K: 0	S: 4	H: 0	LOB: 1	BB: 0	P: 4	R: 0	H: 0	E: 0	K: 1	S: 5	R: 0	H: 1	E: 0	K: 0	S: 3	R: 1	H: 1	E: 0	K: 0	S: 4	R: 0	H: 1	E: 0	K: 0	S: 4	R: 0	H: 0	E: 0	K: 1	S: 5	R: 1	H: 2	E: 0	K: 1	S: 7	R: 1	H: 1	E: 0	K: 1	S: 6	R: 0	H: 0	E: 0	K: 0	S: 3	1B: 4	SF: 0	2B: 1	3B: 0	HR: 2
--------------	------	------	------	------	------	------	--------	-------	------	------	------	------	------	------	------	------	------	------	------	------	------	------	------	------	------	------	------	------	------	------	------	------	------	------	------	------	------	------	------	------	------	------	------	------	------	------	------	------	------	-------	-------	-------	-------	-------

BOTTOM

Philadelphia Phillies @ Pittsburgh Pirates
 Three Rivers Stadium, Pittsburgh, PA
 Sat Jul 28 1990, 7:05 PM EDT
 Att: 37,022 - Unknown - 87 F

AB	33
R	3
H	7
RBI	3
BB	3
SO	4
LOB	11



PITCHER	IP	WLS	BF	H	R	ER	SO	BB	IBB	HBP	BLK	WP	HR	S	P	ERA	WHIP
Bruce Ruffin, L (1, 1) ERA: 4.72	6.1		26	5	2	2	2	3	0	0	0	0	1	27	39	2.84	1.263
Jeff Parrett, R (7, 1) ERA: 5.1	1.2	W	7	2	1	1	2	0	0	0	0	0	1	11	11	5.40	1.200
Joe Boever, R (9, 1) ERA: 4.5	1.0	S	3	0	0	0	0	0	0	0	0	0	0	3	3	0.00	0.000

Batter	1	2	3	4	5	6	7	8	9	AB R H RBI BB SO LOB	TOP	
Lenny Dykstra, L (1, 8) OBP: 0.455, SLG: 0.471	3-2 G4-3		2-0 G4-3		3-2 G4-3 2B			2-2 F7		4 0 1 0 0 0 0	Philadelphia Phillies @ Pittsburgh Pirates Three Rivers Stadium, Pittsburgh, PA Sun Jul 29 1990, 3:33 AM EDT Att. 33,018 - Sunny - 81 F	
Darren Daulton, L (1, 2) OBP: 0.341, SLG: 0.383	2-1 HR		1-3 K		1-0 G4-3			1-0 F7		4 1 1 1 0 1 1		
Tom Herr, S (1, 4) OBP: 0.325, SLG: 0.373	0-0 G4-3			1-3 K	0-0 G3			3-3 K		4 0 0 0 0 2 1		
Von Hayes, L (1, 9) OBP: 0.394, SLG: 0.425	0-0 L3			4-1 BB S BB		4-2 FC4-6 BB		3-2 F8		2 0 0 0 2 0 0		
Charlie Hayes, R (1, 5) OBP: 0.313, SLG: 0.391		0-0 F8		0-3 K	1-2 FC4-6 FC4-6		4-2 BB BB		3 0 0 0 1 1 2			
John Kruk, L (1, 3) OBP: 0.381, SLG: 0.376		4-2 G6-3 BB		4-0 BB IBB	1-1 FC4-6 CS		4-2 BB BB		1 0 0 0 3 0 1			
Randy Ready, R (1, 7) OBP: 0.350, SLG: 0.360		3-2 G6-3		4-2 BB BB	1-1 CS	3-3 K	2-3 K		3 0 0 0 1 2 3			
Rod Booker, L (1, 6) OBP: 0.310, SLG: 0.315		2-0 G6-3		1-0 G3	1-0 F9		1-1 G1-3		4 0 0 0 0 0 6			
Pat Combs, L (1, 1) OBP: 0.195, SLG: 0.158			1-3 K		0-0 F8		2-3 K		2 0 0 0 0 1 0			
Ricky Jordan, R (7, PH) OBP: 0.280, SLG: 0.352									1 0 0 0 0 1 0			
Darrel Akerfelds, R (7, 1) OBP: 0.250, SLG: 0.250									0 0 0 0 0 0 0			
Inning Stats	R: 1 H: 1 E: 0 LOB: 0 K: 0 BB: 0 S: 7 P: 12	R: 0 H: 0 E: 0 LOB: 1 K: 0 BB: 1 S: 8 P: 16	R: 0 H: 0 E: 0 LOB: 0 K: 2 BB: 0 S: 8 P: 12	R: 0 H: 0 E: 0 LOB: 3 K: 2 BB: 3 S: 12 P: 26	R: 0 H: 1 E: 0 LOB: 1 K: 0 BB: 0 S: 7 P: 11	R: 0 H: 0 E: 0 LOB: 0 K: 0 BB: 1 S: 10 P: 17	R: 0 H: 0 E: 0 LOB: 0 K: 2 BB: 0 S: 10 P: 16	R: 0 H: 0 E: 0 LOB: 0 K: 1 BB: 2 S: 7 P: 13	R: 0 H: 0 E: 0 LOB: 2 K: 1 BB: 2 S: 13 P: 27	1B: 0 SF: 0 2B: 1 SAC: 0 3B: 0 DP: 0 HR: 1 HBP: 0	WP: 0 PA: 36 PB: 0 SB: 1 CS: 1	
PITCHER Doug Drabek, R (1, 1) ERA: 2.94	IP WLS BF H R ER SO BB IBB HBP BLK WP HR S P ERA WHIP	9.0 W 35 2 1 1 8 6 1 0 0 0 1 82 150 1.00 0.889										

livebaseballscorecards.com

AB	28
R	1
H	2
RBI	1
BB	7
SO	8
LOB	14



Batter	1	2	3	4	5	6	7	8	9	AB	R	H	RBI	BB	SO	LOB
Gary Redus, R OBP: 0.313, SLG: 0.358 Sid Bream, L OBP: 0.345, SLG: 0.433 (1, 3) (7, PH) (8, 3)	0-1 P3		4-1 BB	1-3 K			0-1 P5			2	0	0	0	1	1	3
Jay Bell, R OBP: 0.326, SLG: 0.378 (1, 6)	1-3 K		0-0 F7		2-2 G5-3			2-2 F7		4	0	0	0	0	1	1
Andy Van Slyke, L OBP: 0.359, SLG: 0.440 (1, 8)	3-1 1B			3-2 G4-3 1B 2B	0-1 F7			1-0 G4-3		4	1	2	0	0	0	0
Bobby Bonilla, S OBP: 0.297, SLG: 0.503 (1, 9)	3-3 K			0-0 G4-3	3-3 K			1-1 G3		4	0	0	0	0	2	2
Barry Bonds, L OBP: 0.426, SLG: 0.596 (1, 7)		0-3 K		0-1 S SF7 1B		4-0 F8 BB				2	1	1	1	1	1	0
Jeff King, R OBP: 0.283, SLG: 0.347 (1, 5)		1-0 L8		4-0 BB BB BB	3-2 F8					2	0	0	0	1	0	1
Jose Lind, R OBP: 0.341, SLG: 0.395 (1, 4)		0-2 G6-3		1-1 SF7	1-0 G6-3					2	0	0	1	0	0	0
Dann Bilardello, R OBP: 0.114, SLG: 0.031 (1, 2)			2-2 L5	4-2 BB BB		2-1 F8				2	0	0	0	1	0	0
Doug Drabek, R OBP: 0.200, SLG: 0.229 (1, 1)			1-3 K	4-2 BB		0-0 P3				2	0	0	0	1	1	0

Inning Stats		R: 0	H: 1	R: 0	H: 0	R: 0	H: 0	R: 2	H: 2	R: 0	H: 0	R: 0	H: 0	R: 0	H: 0	R: 0	H: 0	R: 0	H: 0				
E: 0		LOB: 1		E: 0		LOB: 0		E: 0		LOB: 3		E: 0		LOB: 0		E: 0		LOB: 0		E: 0		LOB: 0	
K: 2		BB: 0		K: 1		BB: 0		K: 1		BB: 3		K: 1		BB: 1		K: 0		BB: 0		K: 0		BB: 0	
S: 11		P: 18		S: 7		P: 8		S: 9		P: 16		S: 20		P: 37		S: 8		P: 13		S: 5		P: 13	

PITCHER		IP	WLS	BF	H	R	ER	SO	BB	IBB	HBP	BLK	WP	HR	S	P	ERA	WHIP
Pat Combs, L ERA: 4.13 (1, 1)	(1, 1)	6.0	L	25	3	2	2	6	5	0	0	0	0	0	60	105	3.00	1.333
Darrel Akerfelds, R ERA: 2.6 (7, 1)	(7, 1)	2.0		6	0	0	0	0	0	0	0	0	0	11	17	0.00	0.000	


BOTTOM

Philadelphia Phillies @ Pittsburgh Pirates
Three Rivers Stadium, Pittsburgh, PA
Sun Jul 29 1990, 3:33 AM EDT
Att: 33,018 - Sunny - 81 F

livebaseballscorecards.com

AB	25
R	2
H	3
RBI	2
BB	5
SO	6
LOB	7

WP: 0 PA: 31
PB: 0
SB: 1
CS: 0



Batter	1	2	3	4	5	6	7	8	9	AB	R	H	RBI	BB	SO	LOB	TOP										
Vince Coleman, S OBP: 0.334, SLG: 0.402 (1, 7)	1-3 K		2-3 K		1-1 E 1B		1-3 K			4	1	1	0	0	3	0											
Ozzie Smith, S OBP: 0.336, SLG: 0.295 (1, 6)	2-2 G4-3		0-0 G5-3 1B		0-0 E8 1B		1-1 G4-3			4	1	2	0	0	0	0											
Willie McGee, S OBP: 0.383, SLG: 0.429 (1, 8)	0-0 G6-3		0-1 G5-3		0-2 G4-6-3 1B		0-3 K			4	0	1	2	0	1	1											
Denny Walling, L OBP: 0.264, SLG: 0.245 (1, 3)		4-1 HR BB	1-1 G3		0-1 G4-6-3 1-2f			2-1 F8		3	1	0	0	1	0	2											
Todd Zeile, R OBP: 0.311, SLG: 0.387 (1, 2)		1-0 HR		3-2 P2	1-2 1B			3-1 G1-5-3		4	1	2	2	0	0	0											
Terry Pendleton, S OBP: 0.267, SLG: 0.327 (1, 5)		1-2 F8		4-0 S BB	1-0 P4			1-2 L4		3	0	0	0	1	0	1											
José Oquendo, S OBP: 0.343, SLG: 0.306 (1, 4)		1-1 G6-3		2-2 F9		0-0 P9			1-1 G4-3	4	0	0	0	0	0	1											
Milt Thompson, L OBP: 0.283, SLG: 0.312 (1, 9)		1-3 K		4-1 IBB	2-2 P5			1-0 G3		3	0	0	0	1	1	0											
John Tudor, L OBP: 0.195, SLG: 0.179 Lee Smith, R (8, 1)		3-2 G5-3		1-3 K	2-3 K			0-3 K		3	0	0	0	0	2	3											
										1	0	0	0	0	1	0											
Inning Stats	R: 0 E: 0 K: 1 S: 9	H: 0 LOB: 0 BB: 0 P: 12	R: 2 E: 0 K: 1 S: 14	H: 1 LOB: 1 BB: 1 P: 25	R: 0 E: 0 K: 1 S: 9	H: 1 LOB: 1 BB: 0 P: 12	R: 0 E: 0 K: 1 S: 16	H: 0 LOB: 2 BB: 2 P: 29	R: 2 E: 1 K: 0 S: 12	H: 4 LOB: 1 BB: 0 P: 15	R: 0 E: 0 K: 1 S: 9	H: 0 LOB: 0 BB: 0 P: 13	R: 0 E: 0 K: 2 S: 8	H: 0 LOB: 0 BB: 0 P: 10	R: 0 E: 0 K: 0 S: 7	H: 0 LOB: 0 BB: 0 P: 13	R: 0 E: 0 K: 1 S: 6	H: 0 LOB: 0 BB: 0 P: 8	1B: 5 2B: 0 3B: 0 HR: 1	SF: 0 SAC: 0 DP: 1 HBP: 0	WP: 1 PB: 0 SB: 1 CS: 0	PA: 36					
PITCHER	IP	WLS	BF	H	R	ER	SO	BB	IBB	HBP	BLK	WP	HR	S	P	ERA	WHIP										
Ken Howell, R ERA: 4.47 (1, 1)	4.0	L	21	5	4	4	4	2	1	0	0	1	1	54	85	9.00	1.750										
Dennis Cook, L ERA: 3.22 (5, 1)	2.0		6	1	0	0	1	0	0	0	0	0	0	15	21	0.00	0.500										
Don Carman, L ERA: 3.45 (7, 1)	2.0		6	0	0	0	2	0	0	0	0	0	0	15	23	0.00	0.000										
Roger McDowell, R ERA: 4.99 (9, 1)	1.0		3	0	0	0	1	0	0	0	0	0	0	6	8	0.00	0.000										

St. Louis Cardinals @ Philadelphia Phillies
Veterans Stadium, Philadelphia, PA

Tue Jul 31 1990, 7:05 PM EDT
Att. 25,463 - Unknown

livebaseballscorecards.com

AB	33
R	4
H	6
RBI	4
BB	3
SO	8
LOB	8



Batter	1	2	3	4	5	6	7	8	9	AB R H RBI BB SO LOB
Lenny Dykstra, L OBP: 0.453, SLG: 0.468 (1, 8) C F X	0-2 G6-3 ①			0-1 G3 ①			2-1 F8 ①	1-1 1B ①		4 0 1 1 0 0 0
Darren Daulton, L OBP: 0.340, SLG: 0.379 (1, 2) B B C C X	3-2 G3-1 ②			2-1 G3-1 ②			4-1 BB ②	2-3 K ③		3 0 0 0 1 1 2
Tom Herr, S OBP: 0.322, SLG: 0.369 (1, 4) B F F B X	3-2 G6-3 ③			3-3 K ③			0-1 F9 ②		3-3 K ①	4 0 0 0 0 2 1
Von Hayes, L OBP: 0.389, SLG: 0.419 (1, 9)			2-1 F7 ①		1-3 K ①		1-3 K ③		0-0 P5 ②	4 0 0 0 0 2 1
Carmelo Martinez, R OBP: 0.350, SLG: 0.442 (1, 3)			0-0 P4 ②		2-2 G5-4-3 1B ②			2-1 F9 ①	0-0 P4 ③	4 0 1 0 0 0 0
Charlie Hayes, R OBP: 0.313, SLG: 0.389 (1, 5)			0-1 G4-3 ③		0-0 G5-4-3 1-2f ② ③			4-2 1B 1B BB ②		2 1 0 0 1 0 1
John Kruk, L OBP: 0.383, SLG: 0.380 (1, 7)			1-3 K ①			0-2 G6-4-3 1B ①		1-2 1B 1B ①		3 1 2 0 0 1 0
Dickie Thon, R OBP: 0.313, SLG: 0.359 (1, 6)			0-0 G5-3 ②			2-0 F9 ①		0-0 1B 1B ①		3 0 1 1 0 0 1
Ken Howell, R OBP: 0.100, SLG: 0.103 Dennis Cook, L OBP: 0.286, SLG: 0.371 Dave Hollins, S OBP: 0.243, SLG: 0.365 Don Carman, L OBP: 0.375, SLG: 0.375 Ricky Jordan, R OBP: 0.279, SLG: 0.351 Roger McDowell, R (1, 1) (5, 1) (6, PH) (7, 1) (8, PH) (9, 1)			2-1 L8 ③			1-0 G6-4-3 1-2f ③ ③		2-3 K ②		1 0 0 0 0 0 0 0 0 0 0 0 0 0 1 0 0 0 0 0 1 0 0 0 0 0 0 0 1 0 0 0 0 1 2 0 0 0 0 0 0 0

BOTTOM

St. Louis Cardinals @ Philadelphia Phillies
Veterans Stadium, Philadelphia, PA
Tue Jul 31 1990, 7:05 PM EDT
Att. 25,463 - Unknown

livebaseballscorecards.com

AB	30
R	2
H	5
RBI	2
BB	2
SO	7
LOB	9



Inning Stats	R: 0	H: 0	E: 0	K: 0	S: 9	LOB: 0	BB: 0	P: 15	R: 0	H: 0	E: 0	K: 0	S: 5	LOB: 0	BB: 0	P: 7	R: 0	H: 0	E: 0	K: 1	S: 6	LOB: 0	BB: 0	P: 9	R: 0	H: 1	E: 0	K: 1	S: 7	LOB: 0	BB: 0	P: 12	R: 0	H: 1	E: 0	K: 0	S: 5	LOB: 0	BB: 0	P: 8	R: 0	H: 0	E: 0	K: 1	S: 8	LOB: 1	BB: 1	P: 15	R: 2	H: 3	E: 0	K: 2	S: 19	LOB: 2	BB: 1	P: 31	R: 0	H: 0	E: 0	K: 1	S: 6	LOB: 0	BB: 0	P: 9	1B: 5	SF: 0	2B: 0	SAC: 0	3B: 0	DP: 2	HR: 0	HBP: 0	WP: 0	PA: 32
--------------	------	------	------	------	------	--------	-------	-------	------	------	------	------	------	--------	-------	------	------	------	------	------	------	--------	-------	------	------	------	------	------	------	--------	-------	-------	------	------	------	------	------	--------	-------	------	------	------	------	------	------	--------	-------	-------	------	------	------	------	-------	--------	-------	-------	------	------	------	------	------	--------	-------	------	-------	-------	-------	--------	-------	-------	-------	--------	-------	--------

PITCHER	IP	WLS	BF	H	R	ER	SO	BB	IBB	HBP	BLK	WP	HR	S	P	ERA	WHIP
John Tudor, L ERA: 2.65 (1, 1)	7.1	W	26	4	2	2	4	2	0	0	0	0	0	59	95	2.46	0.818
Lee Smith, R ERA: 1.72 (8, 1)	1.2	S	6	1	0	0	3	0	0	0	0	0	0	15	23	0.00	0.600

Batter	1	2	3	4	5	6	7	8	9	AB R H RBI BB SO LOB	TOP		
Vince Coleman, S (1, 7) OBP: 0.337, SLG: 0.409	0-0 E7 G6-3 1B		1-0 G1-3		0-1 F9		0-1 2B 2B	2-1 2B 2B		5 3 3 3 0 0 3			
Ozzie Smith, S (1, 6) OBP: 0.333, SLG: 0.292	2-0 G6-3		2-3 K		1-0 F9		3-3 K	1-0 2B		3 0 0 1 0 1 3			
Tim Jones, L (6, 6) OBP: 0.247, SLG: 0.203	3-H G6-3		0-2 G6-3				1-2 2B	2-1 G4-3		2 0 1 1 0 1 2			
Willie McGee, S (1, 8) OBP: 0.383, SLG: 0.430	3-3 K				0-0 F9	2-1 1B 2B	2-3 K			3 1 1 0 0 1 1			
Milt Thompson, L (6, 8) OBP: 0.284, SLG: 0.317	2-1 G6-3					2-1 1B 1B		2-3 K		2 0 1 2 0 0 1			
Todd Zeile, R (1, 2) OBP: 0.310, SLG: 0.384	2-1 G6-3				0-0 F9	2-1 1B 1B			2-3 K	5 0 1 1 0 2 1			
Terry Pendleton, S (1, 5) OBP: 0.266, SLG: 0.324		0-3 K			3-1 P4	2-3 K	1-3 K2-3		4-1 HR BB	4 1 0 0 1 3 2			
Rex Hudler, R (1, 9) OBP: 0.287, SLG: 0.313		0-0 B3			2-1 F8	0-2 L3 1B		0-1 G6-3	0-1 HR	5 1 2 2 0 0 0			
José Oquendo, S (1, 4) OBP: 0.346, SLG: 0.308		4-0 BB				0-0 1B 1B		0-1 WP 2B 1B	4-0 SH2-3 BB	1 0 1 0 1 0 0			
Craig Wilson, R (5, 4) OBP: 0.286, SLG: 0.227						1-0 L3				2 1 1 0 1 0 2			
Dave Collins, S (1, 3) OBP: 0.379, SLG: 0.239		2-3 K			0-2 P1		3-2 2B 2B	4-1 WP 2B BB	0-0 SH2-3	3 2 1 0 1 1 2			
Ken Hill, R (1, 1) Frank DiPino, L (1, 1) OBP: 0.333, SLG: 0.667			0-0 2B			0-0 1B		2-1 F7	3-2 L4	0 0 0 0 0 0 0			
Scott Terry, R (4, 1) OBP: 0.714, SLG: 0.857										1 0 1 0 0 0 0			
Ken Dayley, L (7, 1) Denny Walling, L (8, PH) OBP: 0.282, SLG: 0.242										2 1 2 0 0 0 0			
Tom Niedenfuer, R (8, 1) Pedro Guerrero, R (9, PH) OBP: 0.334, SLG: 0.451										0 0 0 0 0 0 0			
										1 0 0 0 0 0 0			
										1 0 0 0 0 0 0			
										0 0 0 0 0 0 0			
										1 0 0 0 0 0 1			
Inning Stats	R: 1 H: 1 E: 1 LOB: 0 K: 1 BB: 0 S: 10 P: 17	R: 0 H: 0 E: 0 LOB: 1 K: 2 BB: 1 S: 8 P: 14	R: 0 H: 1 E: 0 LOB: 1 K: 1 BB: 0 S: 11 P: 14	R: 0 H: 0 E: 0 LOB: 0 K: 0 BB: 0 S: 5 P: 10	R: 0 H: 2 E: 0 LOB: 2 K: 0 BB: 0 S: 8 P: 9	R: 1 H: 3 E: 0 LOB: 1 K: 1 BB: 0 S: 10 P: 15	R: 3 H: 4 E: 0 LOB: 1 K: 3 BB: 0 S: 21 P: 31	R: 3 H: 3 E: 0 LOB: 1 K: 0 BB: 1 S: 12 P: 23	R: 2 H: 1 E: 0 LOB: 1 K: 1 BB: 2 S: 11 P: 24	1B: 7 SF: 0 2B: 8 SAC: 1 3B: 0 DP: 1 HR: 1 HBP: 0	WP: 1 PA: 45 PB: 0 SB: 0 CS: 0		
PITCHER	IP WLS BF H R ER SO BB IBB HBP BLK WP HR S P ERA WHIP											PITCHER	IP WLS BF H R ER SO BB IBB HBP BLK WP HR S P ERA WHIP
Terry Mulholland, L (1, 1) ERA: 3.93	6.0 W 28 10 5 4 5 1 0 0 0 0 0 60 90 6.00 1.833											Roger McDowell, R (9, 1) ERA: 4.92	0.2 S 2 0 0 0 0 0 0 0 0 0 0 0 5 8 0.00 0.000
Jeff Parrett, R (7, 1) ERA: 5.03	1.0 4 1 0 0 3 0 0 0 0 0 0 13 20 0.00 1.000												
Joe Boever, R (8, 1) ERA: 5.01	0.2 6 3 3 3 0 1 0 0 0 0 1 10 19 40.50 6.000												
Don Carman, L (8, 1) ERA: 3.43	0.1 1 0 0 0 0 0 0 0 0 0 0 2 4 0.00 0.000												
Darrel Akerfelds, R (9, 1) ERA: 2.87	0.1 4 1 2 2 1 2 0 0 0 0 0 1 6 16 54.00 9.000												

St. Louis Cardinals @ Philadelphia Phillies
Veterans Stadium, Philadelphia, PA

Wed Aug 01 1990, 7:05 PM EDT
Att. 23,142 - Unknown - 70 F

livebaseballscorecards.com



Batter	1	2	3	4	5	6	7	8	9	AB	R	H	RBI	BB	SO	LOB
Lenny Dykstra, L OBP: 0.452, SLG: 0.478 (1, 8)	3-2 HR	3-2 G3	3-2 F7			2-2 F7		0-0 1B SF9 2B		5	2	2	1	0	0	1
Darren Daulton, L OBP: 0.350, SLG: 0.401 (1, 2)	4-1 BB BB	4-0 1B FC4-6 BB			3-2 2B 2B	0-1 HR		1-2 1B		3	4	3	1	2	0	0
Tom Herr, S OBP: 0.326, SLG: 0.374 (1, 4)	4-0 BB 1B BB	3-2 FC4-6 1B			2-2 L6 2B	2-2 G6-3		0-0 SF9		3	1	2	2	1	0	0
Von Hayes, L OBP: 0.389, SLG: 0.420 (1, 9)	1-0 F7	0-2 FC4-6			1-0 L6		1-0 WP SF7 2B	4-1 G6-4-3 IBB		4	1	1	1	1	0	4
Carmelo Martinez, R OBP: 0.351, SLG: 0.434 Roger McDowell, R (9, 1)	4-1 1B BB	2-3 K			0-0 G5-3		4-2 SF7 1B BB	1-1 G6-4-3		3	1	0	0	2	1	3
John Kruk, L OBP: 0.385, SLG: 0.381 (9, 3)	4-2 1B SF9 BB		2-1 2B G6-3 1B		2-3 K		1-2 SF7			2	2	1	2	1	1	0
Dickie Thon, R OBP: 0.317, SLG: 0.365 (1, 6)	0-2 1B		0-1 G6-3 2B		1-3 K		1-2 3-H 4-0 1B IBB			3	0	2	2	1	1	0
Charlie Hayes, R OBP: 0.312, SLG: 0.387 (1, 5)	1-1 SF9		4-0 G6-3 IBB		1-0 G6-3		2-0 P2			2	0	0	1	1	0	2
Terry Mulholland, R OBP: 0.176, SLG: 0.147 Jeff Parrett, R Randy Ready, R OBP: 0.354, SLG: 0.364 Joe Boever, R Don Carman, L OBP: 0.279, SLG: 0.375 Darrel Akerfeldt, R OBP: 0.250, SLG: 0.250 Sil Campusano, R OBP: 0.278, SLG: 0.313 (8, 1)	0-0 G1-3		0-0 G6-3		2-1 G1-3		0-1 1B			3	0	0	0	0	0	3

Inning Stats	R: 5	H: 2	E: 0	LOB: 1	K: 0	P: 38	R: 1	H: 1	E: 0	LOB: 1	K: 1	P: 30	R: 1	H: 2	E: 0	LOB: 1	K: 0	P: 20	R: 1	H: 2	E: 0	LOB: 0	K: 0	P: 15	R: 0	H: 0	E: 0	LOB: 0	K: 2	P: 11	R: 1	H: 1	E: 0	LOB: 0	K: 0	P: 18	R: 1	H: 2	E: 0	LOB: 2	K: 0	P: 22	R: 1	H: 2	E: 0	LOB: 1	K: 0	P: 14
	S: 17	BB: 4	S: 18	BB: 1	S: 11	BB: 1	S: 9	BB: 0	S: 7	BB: 0	S: 12	BB: 0	S: 10	BB: 2	S: 8	BB: 1	1B: 5	SF: 3	2B: 6	SAC: 0	3B: 0	DP: 3	HR: 2	HBP: 0	WP: 1	PA: 41																						

PITCHER	IP	WLS	BF	H	R	ER	SO	BB	IBB	HBP	BLK	WP	HR	S	P	ERA	WHIP
Ken Hill, R ERA: 10.03	(1, 1)	0.1	7	2	5	5	0	4	0	0	0	0	1	14	34	135.00	18.000
Frank DiPino, L ERA: 4.53	(1, 1)	2.2	12	3	2	2	1	1	1	0	0	0	0	32	54	6.75	1.500
Scott Terry, R ERA: 6.02	(4, 1)	3.0	11	3	2	2	2	0	0	0	0	0	1	28	44	6.00	1.000
Ken Dayley, L ERA: 4.14	(7, 1)	1.0	6	2	1	1	0	1	1	0	0	1	0	10	22	9.00	3.000
Tom Niedenfuer, R ERA: 2.72	(8, 1)	1.0	5	2	1	1	0	0	1	0	0	0	0	8	14	9.00	2.000

BOTTOM

St. Louis Cardinals @ Philadelphia Phillies
Veterans Stadium, Philadelphia, PA

Wed Aug 01 1990, 7:05 PM EDT
Att: 23,142 - Unknown - 70 F

livebaseballscores.com

AB	29
R	11
H	12
RBI	10
BB	9
SO	3
LOB	13



Batter	1	2	3	4	5	6	7	8	9	AB R H RBI BB SO LOB	TOP			
Vince Coleman, S OBP: 0.338, SLG: 0.410 (1, 7)	0-0 G3	3-2 G1-3		1-0 L8		1-0 S 2B		1-0 FC5 G5-3 HBP		4 0 1 3 0 0 3				
Ozzie Smith, S OBP: 0.334, SLG: 0.290 (1, 6)	4-1 WP E BB	1-0 G3-1			0-0 B1-3	4-1 2-3 BB		2-1 G5-3 1-2 2-3		3 1 0 0 2 0 3				
Willie McGee, S OBP: 0.383, SLG: 0.427 (1, 8)	4-2 BB E BB 1-2		3-1 G4-3		3-3 K	2-0 L8		4-0 IBB		3 0 0 0 2 1 2				
Pedro Guerrero, R OBP: 0.330, SLG: 0.445 (1, 3) Lee Smith, R (8, 1)	2-2 E5 BB 1-2 2-H		0-1 P9		1-1 G1-3		2-0 F8	2-0 FC5 2-3f		5 0 0 0 0 0 4 0 0 0 0 0 0 0				
Todd Zeile, R OBP: 0.314, SLG: 0.385 (1, 2)	4-1 BB 1-2 2-3 BB		1-3 K			1-2 1B 2B 1B	3-2 G6-3 1B		1-2 G6-3	4 1 2 0 1 1 0				
Terry Pendleton, S OBP: 0.265, SLG: 0.322 (1, 5)	3-3 K			1-2 S 1B		0-1 F8 SAFE	3-2 G6-3		1-0 P2	5 0 1 0 0 1 5				
Milt Thompson, L OBP: 0.286, SLG: 0.318 (1, 9)	3-2 L7			3-3 K 1-2		2-1 1B 2B 1B	0-1 G4-3		0-1 1B	5 1 2 0 0 1 5				
José Oquendo, S OBP: 0.350, SLG: 0.310 (1, 4)		4-2 SH3-4 BB		0-1 G4-3		0-1 2B 1B 1-2 2-3		2-2 G5-3 SH1-3 1B	0-0 G4-3	4 1 2 0 1 0 2				
Bob Tewksbury, R OBP: 0.348, SLG: 0.250 (1, 1) Denny Walling, L OBP: 0.262, SLG: 0.242 (6, PH) Rex Hudler, R OBP: 0.294, SLG: 0.310 (6, PH) Ken Dayley, L (6, 1) Tim Jones, L OBP: 0.247, SLG: 0.203 (8, PH) Dave Collins, S OBP: 0.379, SLG: 0.239 (8, 3)		1-0 SH3-4		4-2 BB		2-3 K		1-0 SH1-3		0 0 0 0 0 1 0 0 0 0 0 0 0 0 0 0 1 0 0 0 0 0 1 3 0				
Inning Stats	R: 1 H: 0 E: 1 LOB: 3 K: 1 BB: 3 S: 16 P: 36	R: 0 H: 0 E: 0 LOB: 1 K: 0 BB: 1 S: 8 P: 17	R: 0 H: 0 E: 0 LOB: 0 K: 1 BB: 0 S: 7 P: 11	R: 0 H: 1 E: 0 LOB: 2 K: 1 BB: 1 S: 12 P: 21	R: 0 H: 0 E: 0 LOB: 0 K: 1 BB: 0 S: 9 P: 13	R: 3 H: 4 E: 0 LOB: 2 K: 1 BB: 1 S: 15 P: 27	R: 0 H: 1 E: 0 LOB: 1 K: 0 BB: 0 S: 9 P: 17	R: 0 H: 1 E: 0 LOB: 3 K: 0 BB: 1 S: 7 P: 19	R: 0 H: 1 E: 0 LOB: 1 K: 0 BB: 0 S: 7 P: 9	1B: 7 SF: 0 2B: 1 SAC: 2 3B: 0 DP: 0 HR: 0 HBP: 1	WP: 1 PA: 44 PB: 0 SB: 2 CS: 0			
PITCHER	IP WLS BF H R ER SO BB IBB HBP BLK WP HR S P ERA WHIP												PITCHER	IP WLS BF H R ER SO BB IBB HBP BLK WP HR S P ERA WHIP
Jose De Jesus, R (1, 1) ERA: 3.64	5.1 L 26 4 4 3 4 5 0 0 0 1 0 61 110 5.06 1.688													
Dennis Cook, L (6, 1) ERA: 3.2	0.2 4 1 0 0 1 1 0 0 0 0 0 6 15 0.00 3.000													
Darrel Akerfelds, R (7, 1) ERA: 2.74	3.0 14 3 0 0 0 0 1 1 0 0 0 23 45 0.00 1.000													

St. Louis Cardinals @ Philadelphia Phillies
Veterans Stadium, Philadelphia, PA
Thu Aug 02 1990, 7:05 PM EDT
Att: 21,898 - Unknown

livebaseballscorecards.com

AB	34
R	4
H	8
RBI	3
BB	7
SO	5
LOB	27



Batter	1	2	3	4	5	6	7	8	9	AB R H RBI BB SO LOB
Lenny Dykstra, L OBP: 0.449, SLG: 0.475 (1, 8)	2-0 1B 1B	0-0 L8		1-0 G6-3		1-3 K			1-0 P6	5 1 1 0 0 1 2
Darren Daulton, L OBP: 0.355, SLG: 0.404 (1, 2)	2-2 1B 1B	4-2 FC4-2 BB			0-0 G6-4-3 1B			0-0 G4-3		3 1 2 0 1 0 0
Tom Herr, S OBP: 0.327, SLG: 0.376 (1, 4)	2-2 1B 1B	3-2 FC4-2			1-2 G6-4-3 1B			1-0 G5-3		4 0 2 1 0 0 2
Von Hayes, L OBP: 0.388, SLG: 0.417 (1, 9)	1-1 FC5-2 1B	0-1 L8			0-0 G6-4-3			3-2 G3-1		4 0 1 0 0 0 4
Carmelo Martinez, R OBP: 0.344, SLG: 0.423 (1, 3)	1-0 F7			1-2 L4				1-0 G5-3		4 0 0 0 0 0 4
John Kruk, L OBP: 0.383, SLG: 0.379 (1, 7)	1-1 FC5-2 1B			3-0 F7				0-0 F8		4 0 1 1 0 0 0
Dickie Thon, R OBP: 0.317, SLG: 0.362 (1, 6)	1-0 FC5-2			1-0 P9				1-1 G5-3		3 0 0 0 1 0 3
Charlie Hayes, R OBP: 0.309, SLG: 0.382 (1, 5)	2-1 P4			0-1 G6-3				0-0 FC5-4 1B		4 1 0 0 0 0 4
Jose De Jesus, R OBP: 0.176, SLG: 0.188 (1, 1)				0-0 G5-3				2-2 FC5-4 1B		2 0 1 0 0 0 0
Dennis Cook, L OBP: 0.286, SLG: 0.371 (6, 1)								0-1 P3		0 0 0 0 0 0 0
Randy Ready, R OBP: 0.358, SLG: 0.369 (6, PH)										1 0 1 1 0 0 0
Darrel Akerfelds, R OBP: 0.250, SLG: 0.250 (7, 1)										0 0 0 0 0 0 0
Ricky Jordan, R OBP: 0.278, SLG: 0.350 (9, PH)										1 0 0 0 0 0 0

Inning Stats	R: 2 E: 0 K: 0 S: 15	H: 5 LOB: 3 BB: 0 P: 27	R: 0 E: 1 K: 0 S: 11	H: 1 LOB: 2 BB: 1 P: 18	R: 0 E: 0 K: 0 S: 6	H: 0 LOB: 0 BB: 0 P: 11	R: 0 E: 0 K: 0 S: 4	H: 0 LOB: 0 BB: 0 P: 5	R: 0 E: 0 K: 0 S: 9	H: 2 LOB: 1 BB: 0 P: 12	R: 1 E: 0 K: 1 S: 10	H: 1 LOB: 1 BB: 1 P: 17	R: 0 E: 0 K: 0 S: 5	H: 0 LOB: 0 BB: 0 P: 9	R: 0 E: 0 K: 0 S: 4	H: 0 LOB: 0 BB: 0 P: 6	R: 0 E: 0 K: 0 S: 4	H: 0 LOB: 0 BB: 0 P: 5	1B: 8 2B: 1 3B: 0 HR: 0	SF: 0 SAC: 0 DP: 1 HBP: 0	WP: 1 PB: 0 SB: 1 CS: 0	PA: 37
--------------	-------------------------------	----------------------------------	-------------------------------	----------------------------------	------------------------------	----------------------------------	------------------------------	---------------------------------	------------------------------	----------------------------------	-------------------------------	----------------------------------	------------------------------	---------------------------------	------------------------------	---------------------------------	------------------------------	---------------------------------	----------------------------------	------------------------------------	----------------------------------	--------

PITCHER	IP	WLS	BF	H	R	ER	SO	BB	IBB	HBP	BLK	WP	HR	S	P	ERA	WHIP
Bob Tewksbury, R ERA: 3.21 (1, 1)	5.0	W	23	8	2	2	0	1	0	0	0	0	0	45	73	3.60	1.800
Ken Dayley, L ERA: 4.15 (6, 1)	2.0		8	1	1	1	1	1	0	0	0	1	0	15	26	4.50	1.000
Lee Smith, R ERA: 1.67 (8, 1)	2.0	S	6	0	0	0	0	0	0	0	0	0	0	8	11	0.00	0.000

BOTTOM

St. Louis Cardinals @ Philadelphia Phillies
Veterans Stadium, Philadelphia, PA
Thu Aug 02 1990, 7:05 PM EDT
Att. 21,898 - Unknown

livebaseballscorecards.com

AB	35
R	3
H	9
RBI	3
BB	2
SO	1
LOB	19



Batter	1	2	3	4	5	6	7	8	9	AB R H RBI BB SO LOB	TOP											
Gary Redus, R OBP: 0.310, SLG: 0.342 (1, 9)	4-0 BB 3B BB	0-0 FC4 1B 1-2f	2-3 K		2-3 K	2-3 K			0-0 FC3-4 1B	5 2 1 0 1 3 5												
Jay Bell, R OBP: 0.329, SLG: 0.384 (1, 6)	1-2 F8	1-0 1B WP 1B	2-3 K		2-0 HR 1B			1-0 F9	0-1 L9	6 2 2 0 0 1 4												
Andy Van Slyke, L OBP: 0.377, SLG: 0.476 (1, 8)	4-0 3B BB	0-1 S 1B 1-3 2-H	1-1 2B 1-3 2-H		2-1 HR			1-1 G3-1	0-0 FC3-4 1-2f	5 2 3 4 1 0 1												
Jeff King, R OBP: 0.286, SLG: 0.356 (1, 5)	0-0 FC3-2 3B 1-H 2-H	3-3 K 1-3 3-H	0-0 G6-3		1-0 G4-6-3 1B			0-0 G6-3	1-2 L9	6 0 2 2 0 1 4												
Barry Bonds, L OBP: 0.421, SLG: 0.588 (1, 7)	1-1 FC3-2 1B 3-H	2-2 F8		4-2 E S 2B BB	1-0 G4-6-3 1-2f			1-0 F7		4 2 0 0 1 0 3												
Don Slaught, R OBP: 0.410, SLG: 0.532 (1, 2)	2-0 1B 1-2		1-2 HR 2B	3-3 K 1-3		0-1 2B 1B		1-1 G6-3		5 1 3 0 0 1 1												
Sid Bream, L OBP: 0.345, SLG: 0.457 (1, 3)	2-0 1B 1-3 2-H		2-1 HR	3-3 K		2-1 2B		2-2 1B 1B		5 1 4 3 0 1 1												
Jose Lind, R OBP: 0.335, SLG: 0.392 (1, 4)	1-3 K		1-0 2B	1-1 2B		1-1 G5-3		2-0 1B		5 1 3 1 0 1 4												
Doug Drabek, R OBP: 0.218, SLG: 0.216 (1, 1)		4-2 FC4 BB	4-1 2B BB	0-1 P4		0-0 F8		0-3 K		3 0 0 0 2 1 5												
Inning Stats	R: 3 E: 0 K: 1 S: 12	H: 3 LOB: 2 BB: 2 P: 27	R: 2 E: 0 K: 1 S: 15	H: 2 LOB: 1 BB: 1 P: 25	R: 3 E: 0 K: 2 S: 17	H: 4 LOB: 1 BB: 1 P: 30	R: 1 E: 1 K: 2 S: 13	H: 1 LOB: 1 BB: 1 P: 24	R: 2 E: 0 K: 1 S: 9	H: 3 LOB: 0 BB: 0 P: 17	R: 0 E: 0 K: 1 S: 10	H: 2 LOB: 2 BB: 0 P: 15	R: 0 E: 0 K: 0 S: 4	H: 0 LOB: 0 BB: 0 P: 6	R: 0 E: 0 K: 1 S: 10	H: 2 LOB: 2 BB: 0 P: 16	R: 0 E: 0 K: 0 S: 7	H: 1 LOB: 1 BB: 0 P: 8	1B: 10 2B: 5 3B: 1 HR: 2	SF: 0 SAC: 0 DP: 1 HBP: 0	WP: 1 PB: 0 SB: 3 CS: 0	PA: 49
PITCHER	IP WLS BF H R ER SO BB IBB HBP BLK WP HR S P ERA WHIP	IP WLS BF H R ER SO BB IBB HBP BLK WP HR S P ERA WHIP											PITCHER	IP WLS BF H R ER SO BB IBB HBP BLK WP HR S P ERA WHIP								
Bruce Ruffin, L ERA: 5.04 (1, 1)	1.1 L 12 5 5 5 1 3 0 0 0 0 0 21 41 33.75 6.000	0.2 6 3 3 3 1 1 0 0 0 1 1 13 26 40.50 6.000	3.0 14 5 3 3 5 1 0 0 0 0 1 32 56 9.00 2.000	2.0 8 2 0 0 1 0 0 0 0 0 0 14 21 0.00 1.000	1.0 5 2 0 0 1 0 0 0 0 0 0 10 16 0.00 2.000	1.0 4 1 0 0 0 0 0 0 0 0 0 7 8 0.00 1.000																

Pittsburgh Pirates @ Philadelphia Phillies
Veterans Stadium, Philadelphia, PA

Fri Aug 03 1990, 7:05 PM EDT
Att. 36,057 - Unknown - 80 F

livebaseballscorecards.com

AB	44
R	11
H	18
RBI	10
BB	5
SO	9
LOB	28



Batter	1	2	3	4	5	6	7	8	9	AB	R	H	RBI	BB	SO	LOB
--------	---	---	---	---	---	---	---	---	---	----	---	---	-----	----	----	-----

Lenny Dykstra, L (1, 8) <small>OBP: 0.446, SLG: 0.471</small> Sil Campusano, R (7, 8) <small>OBP: 0.291, SLG: 0.327</small>	1-2 			0-0 		0-0 			3-2 	3	0	0	0	0	0	0
Darren Daulton, L (1, 2) <small>OBP: 0.351, SLG: 0.398</small>	2-2 			1-3 			2-1 		1-0 	4	0	0	0	0	1	1
Tom Herr, S (1, 4) <small>OBP: 0.325, SLG: 0.373</small> Joe Boever, R (8, 1) Roger McDowell, R (9, 1)	1-1 			2-1 			3-2 			3	0	0	0	0	0	0
Von Hayes, L (1, 9) <small>OBP: 0.384, SLG: 0.413</small>		2-3 		1-1 			0-1 			3	0	0	0	0	1	0
Carmelo Martinez, R (1, 3) <small>OBP: 0.340, SLG: 0.418</small> Dennis Cook, L (6, 1) <small>OBP: 0.286, SLG: 0.371</small> Rod Booker, L (8, 4) <small>OBP: 0.306, SLG: 0.311</small>		0-1 		1-1 			3-2 			2	0	0	0	0	0	0
John Kruk, L (1, 7) <small>OBP: 0.383, SLG: 0.376</small>		3-1 		4-2 			0-0 			2	0	0	0	1	0	0
Dickie Thon, R (1, 6) <small>OBP: 0.314, SLG: 0.359</small>			0-0 		3-1 			0-3 		3	0	0	0	0	1	1
Charlie Hayes, R (1, 5) <small>OBP: 0.307, SLG: 0.379</small>			2-2 		0-1 			2-0 		3	0	0	0	0	0	0
Bruce Ruffin, S (1, 1) <small>OBP: 0.150, SLG: 0.081</small> Don Carman, L (2, 1) <small>OBP: 0.375, SLG: 0.375</small> Jeff Parrett, R (3, 1) Ricky Jordan, R (6, 3) <small>OBP: 0.276, SLG: 0.347</small>			1-3 		0-2 			1-3 		0	0	0	0	0	0	0

Inning Stats	R: 0 E: 0 K: 0 S: 9	H: 0 LOB: 0 BB: 0 P: 13	R: 0 E: 0 K: 1 S: 8	H: 0 LOB: 0 BB: 0 P: 13	R: 0 E: 0 K: 1 S: 8	H: 0 LOB: 0 BB: 0 P: 11	R: 0 E: 0 K: 1 S: 6	H: 0 LOB: 0 BB: 0 P: 9	R: 0 E: 0 K: 0 S: 8	H: 0 LOB: 1 BB: 1 P: 17	R: 0 E: 0 K: 0 S: 6	H: 0 LOB: 0 BB: 0 P: 6	R: 0 E: 0 K: 0 S: 10	H: 0 LOB: 0 BB: 0 P: 15	R: 0 E: 0 K: 1 S: 7	H: 0 LOB: 0 BB: 0 P: 10	R: 0 E: 0 K: 1 S: 9	H: 1 LOB: 1 BB: 0 P: 16	1B: 1 2B: 0 3B: 0 HR: 0	SF: 0 SAC: 0 DP: 0 HBP: 0
--------------	------------------------------	----------------------------------	------------------------------	----------------------------------	------------------------------	----------------------------------	------------------------------	---------------------------------	------------------------------	----------------------------------	------------------------------	---------------------------------	-------------------------------	----------------------------------	------------------------------	----------------------------------	------------------------------	----------------------------------	----------------------------------	------------------------------------

PITCHER	Doug Drabek, R (1, 1) <small>ERA: 2.76</small>	IP: 9.0 WLS: W BF: 29 H: 1 R: 0 ER: 0 SO: 5 BB: 1 IBB: 0 HBP: 0 BLK: 0 WP: 0 HR: 0 S: 71 P: 110 ERA: 0.00 WHIP: 0.222			PITCHER		IP: 9.0 WLS: W BF: 29 H: 1 R: 0 ER: 0 SO: 5 BB: 1 IBB: 0 HBP: 0 BLK: 0 WP: 0 HR: 0 S: 71 P: 110 ERA: 0.00 WHIP: 0.222
---------	--	---	--	--	---------	--	---

BOTTOM

Pittsburgh Pirates @ Philadelphia Phillies
 Veterans Stadium, Philadelphia, PA
 Fri Aug 03 1990, 7:05 PM EDT
 Att: 36,057 - Unknown - 80 F

AB	28
R	0
H	1
RBI	0
BB	1
SO	5
LOB	2



WP: 0	PA: 29
PB: 0	SB: 0
CS: 0	

Batter 1 2 3 4 5 6 7 8 9 10 AB R H RBI BB SO LOB TOP

Don Slaughter, R OBP: 0.410, SLG: 0.535 (1, 2) C X	0-1 P6		2-1 2B 2-H 1B		0-0 B1-3		1-1 F7		0-1 L6 1-H 3-H 2B	5 0 2 3 0 0 0
Jay Bell, R OBP: 0.327, SLG: 0.384 (1, 6) X	0-0 G5-3		0-1 2B		1-3 K		1-1 F8		0-0 L6 2-3	5 0 1 0 0 1 2
Andy Van Slyke, L OBP: 0.373, SLG: 0.470 (1, 8) C B X	1-2 F7		0-0 P5		1-0 G6-3		0-0 L9			4 0 0 0 0 0 2
Bobby Bonilla, S OBP: 0.308, SLG: 0.524 (1, 9) C B F B X		4-2 G3-6-3 BB	4-0 IBB		1-0 F8		2-2 FC4-6 1B			2 0 1 0 2 0 0
Barry Bonds, L OBP: 0.417, SLG: 0.581 (1, 7) C B X	2-0 G3-6-3 1-2f	1-3 K			0-3 K		2-2 FC4-6 G6-4-3 1-2f			4 0 0 0 0 2 5
Jeff King, R OBP: 0.290, SLG: 0.364 (1, 5) B F B X	2-1 2B		3-2 G2-5-4 1B		2-0 F8		0-1 G6-4-3 1-2f			4 0 2 0 0 0 1
Sid Bream, L OBP: 0.344, SLG: 0.452 Gary Redus, R OBP: 0.310, SLG: 0.342 (10, PR) (10, 3) C B B X	3-1 F8		1-3 K		3-2 L8		4-1 1B 2B BB			3 0 0 0 1 1 2 0 1 0 0 0 0 0
Jose Lind, R OBP: 0.340, SLG: 0.396 (1, 4) B X		1-0 SH1 1B	1-1 1B		2-1 G6-3		0-0 2B 1B			4 2 3 0 0 0 0
Neal Heaton, L OBP: 0.154, SLG: 0.057 Stan Belinda, R (7, 1) B F B X		2-1 SH1	1-0 G2-5-4		1-0 G4-3		1-2 L6			2 0 0 0 0 0 2 0 0 0 0 0 0 0 0 0 0 0 0 0 0 1 0 0 0 0 0 2 0 0 0 0 0 0 0
Bob Patterson, R OBP: 0.056, SLG: 0.056 R.J. Reynolds, S OBP: 0.355, SLG: 0.363 Ted Power, R OBP: 0.143, SLG: 0.286 (10, 1) B F B X		1-2 1B	2-3f							

Inning Stats	R: 0	H: 0	E: 0	LOB: 0	K: 0	S: 6	P: 7	R: 0	H: 1	E: 0	LOB: 1	K: 0	S: 10	P: 21	R: 1	H: 3	E: 0	LOB: 3	K: 1	S: 11	P: 21	R: 0	H: 2	E: 0	LOB: 1	K: 1	S: 10	P: 16	R: 0	H: 0	E: 0	LOB: 0	K: 1	S: 7	P: 9	R: 0	H: 0	E: 0	LOB: 0	K: 1	S: 5	P: 8	R: 0	H: 0	E: 0	LOB: 0	K: 0	S: 6	P: 12	R: 0	H: 0	E: 0	LOB: 0	K: 0	S: 5	P: 7	R: 0	H: 1	E: 0	LOB: 0	K: 0	S: 8	P: 12	R: 2	H: 2	E: 0	LOB: 1	K: 0	S: 8	P: 13	1B: 6	SF: 0	2B: 4	SAC: 1	3B: 0	DP: 4	HR: 0	HBP: 0	WP: 0	PA: 38
--------------	------	------	------	--------	------	------	------	------	------	------	--------	------	-------	-------	------	------	------	--------	------	-------	-------	------	------	------	--------	------	-------	-------	------	------	------	--------	------	------	------	------	------	------	--------	------	------	------	------	------	------	--------	------	------	-------	------	------	------	--------	------	------	------	------	------	------	--------	------	------	-------	------	------	------	--------	------	------	-------	-------	-------	-------	--------	-------	-------	-------	--------	-------	--------

PITCHER	IP	WLS	BF	H	R	ER	SO	BB	IBB	HBP	BLK	WP	HR	S	P	ERA	WHIP
Pat Combs, L ERA: 3.93 (1, 1)	8.0		30	6	1	1	4	1	1	0	0	0	0	60	101	1.12	0.875
Roger McDowell, R ERA: 4.98 (9, 1)	2.0	L	8	3	2	2	0	1	0	0	0	0	0	16	25	9.00	2.000

Pittsburgh Pirates @ Philadelphia Phillies
Veterans Stadium, Philadelphia, PA
Sat Aug 04 1990, 7:05 PM EDT
Att. 45,305 - Unknown

AB	34
R	3
H	9
RBI	3
BB	3
SO	4
LOB	16



BOTTOM

Pittsburgh Pirates @ Philadelphia Phillies
 Veterans Stadium, Philadelphia, PA
 Sat Aug 04 1990, 7:05 PM EDT
 Att: 45,305 - Unknown

livebaseballscorecards.com

AB	36
R	1
H	7
RBI	1
BB	0
SO	4
LOB	11



WP	0	PA	36
PB	0		
SB	0		
CS	0		

AB R H RBI BB SO LOB

4	0	0	0	0	0	0
4	0	2	0	0	0	0
4	1	1	1	0	1	2
4	0	1	0	0	0	1
3	0	0	0	0	0	1
0	0	0	0	0	0	0
1	0	0	0	0	0	0
4	0	1	0	0	0	1
4	0	2	0	0	1	1
2	0	0	0	0	0	1
2	0	0	0	0	0	3
2	0	0	0	0	2	0
1	0	0	0	0	0	0
0	0	0	0	0	0	0
1	0	0	0	0	0	1

1B: 4 SF: 0
 2B: 2 SAC: 0
 3B: 0 DP: 1
 HR: 1 HBP: 0

Batter	1	2	3	4	5	6	7	8	9	10
Lenny Dykstra, L OBP: 0.442, SLG: 0.466 (1, 8)	G5-3		G3-1			B4-3		L6		
Tom Herr, S OBP: 0.327, SLG: 0.377 (1, 4)	G4-3 2B		G4-3 1B			L3		G6-3		
Von Hayes, L OBP: 0.383, SLG: 0.421 (1, 7)	G4-3 2-3		K			P3			HR	
Dale Murphy, R OBP: 0.312, SLG: 0.416 (1, 9)	G5-3			L6			FC1-6 1B	P3		
Carmelo Martinez, R OBP: 0.338, SLG: 0.411 (1, 3)		L5			P3		FC1-6 1B	P6		
Sil Campusano, R OBP: 0.291, SLG: 0.327 (7, PR)										
John Kruk, L OBP: 0.382, SLG: 0.375 (8, 3)										
Charlie Hayes, R OBP: 0.306, SLG: 0.380 (1, 5)				F7			F8	G5-3		
Dickie Thon, R OBP: 0.316, SLG: 0.360 (1, 6)		L7			K					G6-4-3 1B
Tom Nieto, R OBP: 0.286, SLG: 0.286 (1, 2)						F8				
Darren Daulton, L OBP: 0.348, SLG: 0.395 (7, PH)							P2			F7
Darren Daulton, L OBP: 0.348, SLG: 0.395 (8, 2)										
Pat Combs, L OBP: 0.186, SLG: 0.150 (1, 1)										G6-4-3
Randy Ready, R OBP: 0.356, SLG: 0.366 (8, PH)										
Roger McDowell, R OBP: 0.356, SLG: 0.366 (9, 1)										
Ricky Jordan, R OBP: 0.275, SLG: 0.345 (10, PH)										

Inning Stats	R: 0	H: 1	E: 0	K: 0	S: 7	R: 0	H: 1	E: 0	K: 0	S: 5	R: 0	H: 1	E: 0	K: 2	S: 10	R: 0	H: 0	E: 0	K: 0	S: 8	R: 0	H: 0	E: 0	K: 0	S: 8	R: 0	H: 2	E: 0	K: 0	S: 6	R: 0	H: 0	E: 0	K: 0	S: 9	R: 1	H: 1	E: 0	K: 0	S: 6	R: 0	H: 1	E: 0	K: 0	S: 10	R: 0	H: 1	E: 0	K: 0	S: 12	1B: 4	SF: 0	2B: 2	SAC: 0	3B: 0	DP: 1	HR: 1	HBP: 0	WP: 0	PA: 36
--------------	------	------	------	------	------	------	------	------	------	------	------	------	------	------	-------	------	------	------	------	------	------	------	------	------	------	------	------	------	------	------	------	------	------	------	------	------	------	------	------	------	------	------	------	------	-------	------	------	------	------	-------	-------	-------	-------	--------	-------	-------	-------	--------	-------	--------

PITCHER	IP	WLS	BF	H	R	ER	SO	BB	IBB	HBP	BLK	WP	HR	S	P	ERA	WHIP
Neal Heaton, L ERA: 3.71 (1, 1)	6.0		22	4	0	0	4	0	0	0	0	0	0	44	64	0.00	0.667
Stan Belinda, R ERA: 3.06 (7, 1)	0.2		3	1	0	0	0	0	0	0	0	0	0	4	5	0.00	1.500
Bob Patterson, L ERA: 2.92 (7, 1)	2.1	W	8	1	1	1	0	0	0	0	0	0	1	16	24	3.86	0.429
Ted Power, R ERA: 2.7 (10, 1)	1.0	S	3	1	0	0	0	0	0	0	0	0	0	10	12	0.00	1.000

PITCHER	IP	WLS	BF	H	R	ER	SO	BB	IBB	HBP	BLK	WP	HR	S	P	ERA	WHIP
Neal Heaton, L ERA: 3.71 (1, 1)	6.0		22	4	0	0	4	0	0	0	0	0	0	44	64	0.00	0.667
Stan Belinda, R ERA: 3.06 (7, 1)	0.2		3	1	0	0	0	0	0	0	0	0	0	4	5	0.00	1.500
Bob Patterson, L ERA: 2.92 (7, 1)	2.1	W	8	1	1	1	0	0	0	0	0	0	1	16	24	3.86	0.429
Ted Power, R ERA: 2.7 (10, 1)	1.0	S	3	1	0	0	0	0	0	0	0	0	0	10	12	0.00	1.000

Batter	1	2	3	4	5	6	7	8	9	AB R H RBI BB SO LOB	TOP																										
Wally Backman, S (1, 5) OBP: 0.363, SLG: 0.393	2-2 G6-3	0-2 FC4-6 1-2f		2-0 L6		3-3 K 1-2			3-2 FC6-4 1B	5 0 1 0 0 1 2																											
Jay Bell, R (1, 6) OBP: 0.328, SLG: 0.387	0-0 WP BB 2B 1B	0-1 FC6-4 1-2f		3-2 G6-3			1-1 G4-3 SF8 2B		3-2 1 SAFE L9 1B	5 2 2 0 0 0 2																											
Andy Van Slyke, L (1, 8) OBP: 0.377, SLG: 0.472 R.J. Reynolds, S (3, PR) OBP: 0.349, SLG: 0.357	4-2 S 2B BB 1-3		1-1 CS 1B	1-3 K			1-0 G4-3 2-3		1-2 FC6-4 1B 1-2f	1 1 1 0 1 0 0 3 0 0 0 0 1 2																											
Bobby Bonilla, S (1, 9) OBP: 0.307, SLG: 0.521	0-3 K 1-2		3-3 K 1-2		0-0 F9		2-0 SF8		0-0 1B	4 0 1 1 0 2 3																											
Barry Bonds, L (1, 7) OBP: 0.416, SLG: 0.580	4-0 2B E BB		2-0 2B 2B		0-0 L8		3-2 F7		3-3 K	4 2 1 0 1 1 2																											
Sid Bream, L (1, 3) OBP: 0.349, SLG: 0.456	0-1 E8 2B 1-H 2-H 3-H		4-2 2B BB		3-3 K			4-2 1B BB		2 1 1 2 2 1 0																											
Michael LaValiere, L (1, 2) OBP: 0.354, SLG: 0.298	1-0 G6-3		1-1 2B		0-0 L9			2-1 L9		4 0 1 2 0 0 2																											
Jose Lind, R (1, 4) OBP: 0.344, SLG: 0.397		1-1 F9	4-0 IBB		4-1 BLK BB			1-2 G4-6-3 1B 1-3		2 0 1 0 2 0 0																											
Bob Walk, R (1, 1) OBP: 0.172, SLG: 0.143 Scott Ruskin, R (5, 1) OBP: 0.333, SLG: 0.833 Bill Landrum, R (7, 1) Jeff King, R (8, PH) OBP: 0.288, SLG: 0.362 Bob Kipper, R (8, 1)		0-0 FC4-6 1B	0-2 G1		2-3 K			2-2 G4-6-3 1-2f		2 0 1 0 0 0 2 1 0 0 0 0 1 1 0 0 0 0 0 0 0 1 0 0 0 0 0 2 0 0 0 0 0 0 0																											
Inning Stats	R: 3 E: 1 K: 1 S: 13	H: 2 LOB: 1 BB: 2 P: 24	R: 0 E: 0 K: 0 S: 8	H: 1 LOB: 1 BB: 0 P: 9	R: 2 E: 0 K: 1 S: 14	H: 3 LOB: 2 BB: 2 P: 29	R: 0 E: 0 K: 1 S: 8	H: 0 LOB: 0 BB: 0 P: 14	R: 0 E: 0 K: 1 S: 5	H: 0 LOB: 0 BB: 0 P: 8	R: 0 E: 0 K: 2 S: 9	H: 0 LOB: 1 BB: 1 P: 18	R: 1 E: 0 K: 0 S: 7	H: 1 LOB: 0 BB: 0 P: 14	R: 0 E: 0 K: 0 S: 11	H: 1 LOB: 1 BB: 1 P: 20	R: 0 E: 0 K: 1 S: 22	H: 2 LOB: 2 BB: 0 P: 32	1B: 6 2B: 5 3B: 0 HR: 0	SF: 1 SAC: 0 DP: 2 HBP: 0	WP: 1 PB: 0 SB: 1 CS: 1	PA: 41															
PITCHER	IP WLS BF H R ER SO BB IBB HBP BLK WP HR S P ERA WHIP																																				
Ken Howell, R (1, 1) ERA: 4.64	4.0		21	6	5	4	3	3	1	0	0	1	0	43	76	9.00	2.250																				
Don Carman, L (5, 1) ERA: 3.71	2.0	W	7	0	0	0	3	1	0	0	1	0	0	14	26	0.00	0.500																				
Darrel Akerfelds, R (7, 1) ERA: 2.84	1.0		4	1	1	1	0	0	0	0	0	0	0	7	14	9.00	1.000																				
Joe Boever, R (8, 1) ERA: 4.71	2.0	S	9	3	0	0	1	1	0	0	0	0	0	33	52	0.00	2.000																				

Pittsburgh Pirates @ Philadelphia Phillies
Veterans Stadium, Philadelphia, PA

Sun Aug 05 1990, 3:33 AM EDT
Att. 40,142 - Overcast - 75 F

livebaseballscorecards.com

AB	34
R	6
H	10
RBI	5
BB	6
SO	7
LOB	18



BOTTOM

Pittsburgh Pirates @ Philadelphia Phillies
Veterans Stadium, Philadelphia, PA

livebaseballscorecards.com

AB	36
R	8
H	13
RBI	7
BB	6
SO	4
LOB	20



WP	0	PA	43
PB	0		
SB	0		
CS	0		

Sun Aug 05 1990, 3:33 AM EDT
Att. 40,142 - Overcast - 75 F

AB R H RBI BB SO LOB

4	0	3	0	0	0	0
---	---	---	---	---	---	---

4	2	0	0	1	0	6
---	---	---	---	---	---	---

4	2	1	2	1	0	1
---	---	---	---	---	---	---

3	2	1	0	2	1	0
---	---	---	---	---	---	---

4	0	3	2	1	0	2
---	---	---	---	---	---	---

4	0	0	1	1	0	5
---	---	---	---	---	---	---

5	2	2	1	0	0	2
---	---	---	---	---	---	---

4	0	2	0	0	1	2
---	---	---	---	---	---	---

1	0	0	0	0	1	1
1	0	0	0	0	0	1
0	0	0	0	0	0	0
1	0	0	0	0	1	0
0	0	0	0	0	0	0
0	0	0	0	0	0	0
1	0	1	1	0	0	0
0	0	0	0	0	0	0

1B	8	SF	0
2B	4	SAC	0
3B	0	DP	2
HR	1	HBP	1

Batter	1	2	3	4	5	6	7	8	9
Lenny Dykstra, L OBP: 0.446, SLG: 0.469 (1, 8)	1-1 FC3-6 1B	1-2 2-3 1B		2-2 BLK HBP		X 0-0 P3	2 SAFE 0-0 G6-3 1B		
Darren Daulton, L OBP: 0.346, SLG: 0.389 (1, 2)	1-0 FC3-6 BB 2B	1-0 F9		1-2 SAFE F8		BBB 4-0 HR BB	X 0-0 G6-3		
Von Hayes, L OBP: 0.383, SLG: 0.429 (1, 7)	3-1 P5		X 0-0 G3-1		BBB 4-1 G4-3 BB G6-3	X 0-0 HR		C X 0-1 P3	
Dale Murphy, R OBP: 0.315, SLG: 0.419 (1, 9)	4-0 2B BB		B S X 1-1 F9		BBB 4-0 G6-3 G4-3 1B BB	C B F X 1-2 1B 2B	B B S S S 2-3 K		
John Kruk, L OBP: 0.388, SLG: 0.384 (1, 3)	3-2 1-H 2-H 2B		B F B X 3-1 1B		B 2 SAFE L L B X 2-2 G4-3	C B B X 2-1 1B	B C C B B B 4-2 BB BB		
Tom Herr, S OBP: 0.325, SLG: 0.373 (1, 4)	3-2 F7		B C X 1-1 F7		X 0-0 G6-3	C B B X 3-1 G5-3	B S B B B 4-1 FC5-4 BB		
Dickie Thon, R OBP: 0.317, SLG: 0.364 (1, 6)		X 0-0 G5-3		B B T B X 2-2 1B G5-4-3 2B		C C B B X 2-2 1B	X 0-0 E5 1B	B X 1-0 FC5-4	
Charlie Hayes, R OBP: 0.308, SLG: 0.384 (1, 5)		B B X 2-0 1B 2B		B B T B X 2-2 G5-4-3 1B		C B B X 2-2 G6-3	B C B B X 2-3 K		
Ken Howell, R OBP: 0.097, SLG: 0.100 Randy Ready, R OBP: 0.384, SLG: 0.384 Don Garman, L OBP: 0.375, SLG: 0.375 Dave Hollins, S OBP: 0.239, SLG: 0.359 Darrel Akerfelds, R OBP: 0.250, SLG: 0.250 Rod Booker, L OBP: 0.314, SLG: 0.320 Joe Boever, R (8, 1)		S T B X 1-3 K		C B T B X 2-2 G5-4-3		C B X 0-3 K	B X 1-0 1B 1B		

Inning Stats	R: 2	H: 2	E: 0	K: 0	S: 11	R: 0	H: 2	E: 0	K: 1	S: 9	R: 0	H: 1	E: 0	K: 0	S: 7	R: 1	H: 2	E: 0	K: 0	S: 19	R: 2	H: 1	E: 0	K: 1	S: 12	R: 2	H: 3	E: 1	K: 1	S: 7	R: 1	H: 2	E: 0	K: 1	S: 9	R: 0	H: 0	E: 0	K: 1	S: 9
--------------	------	------	------	------	-------	------	------	------	------	------	------	------	------	------	------	------	------	------	------	-------	------	------	------	------	-------	------	------	------	------	------	------	------	------	------	------	------	------	------	------	------

PITCHER	IP	WLS	BF	H	R	ER	SO	BB	IBB	HBP	BLK	WP	HR	S	P	ERA	WHIP
Bob Walk, R ERA: 3.94 (1, 1)	4.0		22	7	5	5	1	3	0	1	1	0	0	47	89	11.25	2.500
Scott Ruskin, L ERA: 3.11 (5, 1)	2.0	L	12	4	3	2	1	1	0	0	0	0	1	24	40	9.00	2.500
Bill Landrum, R ERA: 2.19 (7, 1)	1.0		4	2	0	0	1	0	0	0	0	0	0	6	9	0.00	2.000
Bob Kipper, L ERA: 3.09 (8, 1)	1.0		5	0	0	0	1	2	0	0	0	0	0	9	20	0.00	2.000

Batter	1	2	3	4	5	6	7	8	9	AB R H RBI BB SO LOB	TOP											
Gary Redus, R (1, 3) <small>OBP: 0.314, SLG: 0.373</small> Sid Bream, L (7, 3) <small>OBP: 0.351, SLG: 0.461</small>	1-0 1B 2B	2-3 K			0-0 HR	1-0 F8		1-0 2B	1-2 FC6 1-2f	4 2 2 1 0 1 0 2 0 1 0 0 0 2												
Jay Bell, R (1, 6) <small>OBP: 0.326, SLG: 0.384</small>	1-0 G5-3		2-2 F9		0-1 F8		0-0 1B SF7 1B	0-0 F7		5 1 1 0 0 0 2												
Jeff King, R (1, 5) <small>OBP: 0.295, SLG: 0.365</small>	0-0 G5-3		0-0 G5-3		0-1 1B HR 1B		4-2 1B BB		0-1 3B 1B	4 2 2 0 1 0 1												
Bobby Bonilla, S (1, 9) <small>OBP: 0.315, SLG: 0.534</small>	2-2 1B 1B 2-H		0-0 2B		0-0 1B HR 1B		0-2 FC1-6 1B 1-2 2-3		0-0 1B 3B 1-H	5 3 5 2 0 0 0												
Barry Bonds, L (1, 7) <small>OBP: 0.419, SLG: 0.591</small>	2-2 1B 1B 1-3		3-1 P3		0-0 HR 1-H 2-H		2-2 SF7		0-2 1B E 1B 3-H	4 2 3 5 0 0 1												
R.J. Reynolds, S (1, 8) <small>OBP: 0.351, SLG: 0.364</small>	2-1 1B 1-3 3-H			0-0 P6	1-0 2B		0-1 FC1-6 1-2f		3-0 P4	5 0 2 1 0 0 3												
Don Slaught, R (1, 2) <small>OBP: 0.399, SLG: 0.518</small>	0-0 G1-3			1-2 P4	0-0 F8		1-0 G4-3		1-2 L7	5 0 0 0 0 0 6												
Jose Lind, R (1, 4) <small>OBP: 0.342, SLG: 0.394</small> Rafael Belliard, R (9, PR) <small>OBP: 0.342, SLG: 0.333</small> (9, 4)		2-1 P3		2-2 P3		1-1 G5-3		0-0 G6-3	1-0 E 1B 1-2	5 0 1 0 0 0 0 0 0 0 0 0 0 0												
Randy Tomlin, L (1, 1)		0-2 P6			1-3 K	0-3 K		3-2 G5-3	2-2 E5 FC6 1-3 2-H	5 0 0 0 0 2 1												
Inning Stats	R: 2 E: 0 K: 0 S: 12	H: 4 LOB: 2 BB: 0 P: 20	R: 0 E: 0 K: 1 S: 8	H: 0 LOB: 0 BB: 0 P: 12	R: 0 E: 0 K: 0 S: 8	H: 1 LOB: 1 BB: 0 P: 13	R: 0 E: 0 K: 0 S: 7	H: 0 LOB: 0 BB: 0 P: 10	R: 4 E: 0 K: 1 S: 12	H: 5 LOB: 1 BB: 0 P: 14	R: 0 E: 0 K: 1 S: 6	H: 0 LOB: 0 BB: 0 P: 8	R: 1 E: 0 K: 0 S: 13	H: 2 LOB: 2 BB: 1 P: 20	R: 0 E: 0 K: 0 S: 6	H: 1 LOB: 1 BB: 0 P: 10	R: 3 E: 1 K: 0 S: 17	H: 4 LOB: 2 BB: 0 P: 25	1B: 10 2B: 4 3B: 1 HR: 2	SF: 1 SAC: 0 DP: 0 HBP: 0	WP: 0 PB: 0 SB: 0 CS: 0	PA: 46
PITCHER	IP WLS BF H R ER SO BB IBB HBP BLK WP HR S P ERA WHIP																					
Terry Mulholland, L (1, 1) <small>ERA: 4.24</small> Bruce Ruffin, L (7, 1) <small>ERA: 5.14</small>	6.0 L 28 10 6 6 3 0 0 0 0 0 2 53 77 9.00 1.667																					

Pittsburgh Pirates @ Philadelphia Phillies
Veterans Stadium, Philadelphia, PA
Mon Aug 06 1990, 7:05 PM EDT
Overcast

livebaseballscorecards.com

AB	44
R	10
H	17
RBI	9
BB	1
SO	3
LOB	16



Batter	1	2	3	4	5	6	7	8	9	AB R H RBI BB SO LOB
Randy Ready, R OBP: 0.345, SLG: 0.354 (1, 4)	2-1 G1-3		2-1 L5-3			1-3 K			1-0 F7	4 0 0 0 0 1 2
Dickie Thon, R OBP: 0.316, SLG: 0.362 (1, 6)	2-2 1B			0-0 G5-3		1-0 G5-3			1-0 G6-3	4 0 1 0 0 0 1
Von Hayes, L OBP: 0.384, SLG: 0.430 (1, 9)	1-1 L5			1-3 K			2-1 G6-4-3 1B		0-0 1B 1B	4 1 2 0 0 1 1
Dale Murphy, R OBP: 0.314, SLG: 0.417 (1, 8)	1-2 F7			1-1 G5-3			1-0 G6-4-3 1-2f		0-0 1B 1B 1-2	4 0 1 0 0 0 2
Carmelo Martinez, R OBP: 0.338, SLG: 0.409 (1, 7)			3-3 K		0-2 G6-3		4-2 FC5-4 BB		2-2 FC5-4 1B 1-2 2-H	3 0 1 1 1 1 0
Ricky Jordan, R OBP: 0.271, SLG: 0.340 (1, 3)		1-1 F8			0-0 G6-3		1-0 FC5-4 1-2f		0-0 FC5-4 1-2f	4 0 0 0 0 0 3
Dave Hollins, S OBP: 0.230, SLG: 0.343 (1, 5)		0-3 K			1-1 P4			0-3 K		3 0 0 0 0 2 0
Tom Nieto, R OBP: 0.300, SLG: 0.222 (1, 2)			2-1 FC1-6 HBP			1-3 K		2-1 G5-3		2 0 0 0 0 1 0
Terry Mulholland, R OBP: 0.114, SLG: 0.143 (1, 1)			0-0 FC1-6			4-2 BB		0-1 G5-3		1 0 0 0 0 0 1
Sil Campusano, R OBP: 0.304, SLG: 0.327 (6, PH)			1-2f L5-3							0 0 0 0 1 0 0
Bruce Ruffin, S OBP: 0.146, SLG: 0.079 (7, 1)										1 0 0 0 0 0 0

BOTTOM

Pittsburgh Pirates @ Philadelphia Phillies
Veterans Stadium, Philadelphia, PA
Mon Aug 06 1990, 7:05 PM EDT
Overcast

livebaseballscorecards.com

AB	30
R	1
H	5
RBI	1
BB	2
SO	6
LOB	10



Inning Stats	R: 0	H: 1	E: 0	LOB: 1	K: 0	BB: 0	S: 10	P: 16	R: 0	H: 0	E: 0	LOB: 0	K: 2	BB: 0	S: 8	P: 12	R: 0	H: 0	E: 0	LOB: 0	K: 1	BB: 0	S: 4	P: 8	R: 0	H: 0	E: 0	LOB: 0	K: 0	BB: 0	S: 6	P: 7	R: 0	H: 0	E: 0	LOB: 1	K: 2	BB: 1	S: 9	P: 16	R: 0	H: 1	E: 0	LOB: 1	K: 0	BB: 1	S: 6	P: 14	R: 0	H: 0	E: 0	LOB: 0	K: 1	BB: 0	S: 7	P: 9	R: 1	H: 3	E: 0	LOB: 2	K: 0	BB: 0	S: 8	P: 12	1B: 5	SF: 0	2B: 1	SAC: 0	3B: 0	DP: 2	HR: 0	HBP: 1	WP: 0	PA: 33
PITCHER Randy Tomlin, L ERA: 1.0 (1, 1)	IP	WLS	BF	H	R	ER	SO	BB	IBB	HBP	BLK	WP	HR	S	P	ERA	WHIP	IP	WLS	BF	H	R	ER	SO	BB	IBB	HBP	BLK	WP	HR	S	P	ERA	WHIP	IP	WLS	BF	H	R	ER	SO	BB	IBB	HBP	BLK	WP	HR	S	P	ERA	WHIP																							

Batter	1	2	3	4	5	6	7	8	9	10	AB R H RBI BB SO LOB
Gary Redus, R (1, 7) OBP: 0.320, SLG: 0.379 Barry Bonds, L (7, PH) OBP: 0.419, SLG: 0.589	0-0 P3		1-0 1B		1-2 1B		4-2 SH1-4 BB		1-1 F7		3 0 2 0 0 0 0 1 0 0 0 1 0 0
Jay Bell, R (1, 6) OBP: 0.323, SLG: 0.380	1-2 P3		1-2 F8		2-1 P3		0-1 SH1-4		2-0 F9		4 0 0 0 0 0 3
Jeff King, R (1, 5) OBP: 0.289, SLG: 0.356	1-1 G5-3		2-2 G1-3		2-3 K		1-1 F8			1-2 L9	5 0 0 0 0 1 4
Bobby Bonilla, S (1, 9) OBP: 0.316, SLG: 0.532		0-0 F9		1-0 F9		2-0 L8				0-0 1B 1B	4 1 1 0 1 0 0
R.J. Reynolds, S (1, 8) OBP: 0.357, SLG: 0.370		3-2 G4-3		1-1 S 1B		2-1 HR 1B		1-0 F8		0-0 2B 1B	5 1 3 0 0 0 2
Sid Bream, L (1, 3) OBP: 0.355, SLG: 0.465		1-1 1B		2-3 K 1B		4-1 HR BB		2-1 F7		2-2 2B	4 1 2 1 1 1 1
Michael LaValliere, L (1, 2) OBP: 0.360, SLG: 0.316		2-1 P5		4-1 BB		0-0 HR		1-1 G4-3		4-0 IBB	3 1 1 3 2 0 1
Rafael Belliard, R (1, 4) Bob Kipper, R (4, 1) Stan Belinda, R (7, 1) Wally Backman, S (8, PH) Bob Patterson, R (8, 1) Bill Landrum, R (9, 1)			2-3 K		1-1 L8		1-3 K		0-1 F7	0-3 K	2 0 0 0 0 1 2 1 0 0 0 0 1 0 0 0 0 0 0 0 0 1 0 0 0 0 0 0 0 0 0 0 0 0 0 1 0 0 0 0 1 2
Rick Reed, R (1, 1) OBP: 0.278, SLG: 0.250 Jose Lind, R (4, 4) OBP: 0.339, SLG: 0.390			4-0 1B BB			3-2 L9		1-2 L9		1-0 F9	0 0 0 0 1 0 0 3 0 0 0 0 0 0

Inning Stats	R: 0 H: 0 E: 0 K: 0 S: 6	H: 0 LOB: 0 BB: 0 P: 8	R: 0 H: 1 E: 0 K: 0 S: 8	H: 1 LOB: 1 BB: 0 P: 14	R: 0 H: 1 E: 0 K: 1 S: 10	H: 1 LOB: 2 BB: 1 P: 20	R: 0 H: 1 E: 0 K: 1 S: 10	H: 1 LOB: 2 BB: 1 P: 19	R: 0 H: 1 E: 0 K: 1 S: 12	H: 1 LOB: 0 BB: 0 P: 20	R: 3 H: 2 E: 0 K: 1 S: 12	H: 2 LOB: 0 BB: 1 P: 22	R: 0 H: 0 E: 0 K: 0 S: 7	H: 0 LOB: 2 BB: 2 P: 17	R: 0 H: 0 E: 0 K: 0 S: 6	H: 0 LOB: 0 BB: 0 P: 9	R: 0 H: 0 E: 0 K: 0 S: 4	H: 0 LOB: 0 BB: 0 P: 8	R: 1 H: 3 E: 0 K: 1 S: 13	H: 3 LOB: 2 BB: 1 P: 20	1B: 7 2B: 1 3B: 0 HR: 1	SF: 0 SAC: 1 DP: 0 HBP: 0
--------------	--------------------------	------------------------	--------------------------	-------------------------	---------------------------	-------------------------	---------------------------	-------------------------	---------------------------	-------------------------	---------------------------	-------------------------	--------------------------	-------------------------	--------------------------	------------------------	--------------------------	------------------------	---------------------------	-------------------------	-------------------------	---------------------------

PITCHER	IP	WLS	BF	H	R	ER	SO	BB	IBB	HBP	BLK	WP	HR	S	P	ERA	WHIP
Dennis Cook, L (1, 1) ERA: 3.21	6.0		27	6	3	3	4	3	0	0	0	0	1	58	103	4.50	1.500
Darrel Akerfelds, R (7, 1) ERA: 2.75	2.0		8	0	0	0	0	1	1	0	0	0	0	13	26	0.00	0.500
Joe Boever, R (9, 1) ERA: 4.62	1.0		3	0	0	0	0	0	0	0	0	0	0	4	8	0.00	0.000
Roger McDowell, R (10, 1) ERA: 5.05	1.0	L	6	3	1	1	1	0	1	0	0	0	0	13	20	9.00	3.000

PITCHER	IP	WLS	BF	H	R	ER	SO	BB	IBB	HBP	BLK	WP	HR	S	P	ERA	WHIP

Pittsburgh Pirates @ Philadelphia Phillies
Veterans Stadium, Philadelphia, PA
Mon Aug 06 1990, 7:05 PM EDT
Att. 30,827 - Unknown - 78 F

livebaseballscores.com

AB	37
R	4
H	9
RBI	4
BB	6
SO	5
LOB	15



WP: 0	PA: 44
PB: 0	
SB: 2	
CS: 0	

Batter	1	2	3	4	5	6	7	8	9	AB R H RBI BB SO LOB	TOP											
Lenny Dykstra, L (1, 8) OBP: 0.444, SLG: 0.471	1-0 F7		2-3 K		1-0 WP 1B 2B	0-0 SF9		1-3 K		4 1 1 2 0 2 1												
Tom Herr, S (1, 4) OBP: 0.325, SLG: 0.369	1-0 P4		2-2 G6-3		3-1 1B	1-0 F8		2-2 E BB 1B		5 0 2 1 0 0 2												
Rod Booker, L (8, 4) OBP: 0.318, SLG: 0.325					2-H					0 0 0 0 0 0 0												
Von Hayes, L (1, 7) OBP: 0.384, SLG: 0.437	2-3 K			2-2 E6 CS	2-3 K		0-0 HR	4-1 E BB		4 1 1 1 1 2 1												
Dale Murphy, R (1, 9) OBP: 0.313, SLG: 0.412		0-0 G1-3		1-3 K		3-2 F7	1-0 FC5-4 1B	0-0 E5		4 0 1 0 0 1 1												
Sil Campusano, R (7, PR) OBP: 0.298, SLG: 0.320				2-3				1-2 2-3 3-H		1 0 0 0 0 0 2												
Charlie Hayes, R (1, 5) OBP: 0.305, SLG: 0.380		1-2 E5 1B 2B		0-1 F8		0-0 1B 1B	0-2 F7	1-2 G1-3		5 2 1 0 0 0 4												
Dickie Thon, R (1, 6) OBP: 0.318, SLG: 0.361		3-0 1B 2B			1-0 F7	0-2 1B BB 1B	1-0 P6	1-1 L4		5 1 2 0 0 0 1												
Ricky Jordan, R (1, 3) OBP: 0.276, SLG: 0.351		1-0 2B			0-1 2B 2B	0-1 BB SF9 1B	0-0 FC5-4	0-2 G6-3		5 2 3 2 0 0 1												
Darren Daulton, L (1, 2) OBP: 0.347, SLG: 0.390		3-3 K			2-2 2B 2B	4-0 BB IBB		1-3 P5		4 1 1 1 1 2 1												
Jose De Jesus, R (1, 1) OBP: 0.238, SLG: 0.167			1-3 K		0-0 G1-3	4-0 BB		4-1 BB 1B E BB		2 1 0 1 2 1 1												
Inning Stats	R: 0 E: 0 K: 1 S: 5	H: 0 LOB: 0 BB: 0 P: 9	R: 1 E: 1 K: 1 S: 9	H: 2 LOB: 1 BB: 0 P: 17	R: 0 E: 0 K: 2 S: 14	H: 0 LOB: 0 BB: 0 P: 19	R: 0 E: 1 K: 1 S: 8	H: 0 LOB: 0 BB: 0 P: 11	R: 3 E: 0 K: 1 S: 13	H: 4 LOB: 1 BB: 0 P: 22	R: 3 E: 0 K: 0 S: 12	H: 3 LOB: 2 BB: 2 P: 24	R: 1 E: 0 K: 0 S: 7	H: 2 LOB: 1 BB: 0 P: 9	R: 1 E: 1 K: 2 S: 16	H: 1 LOB: 3 BB: 2 P: 29	R: 0 E: 0 K: 0 S: 6	H: 0 LOB: 0 BB: 0 P: 8	1B: 7 2B: 4 3B: 0 HR: 1	SF: 1 SAC: 0 DP: 0 HBP: 0	WP: 1 PB: 0 SB: 0 CS: 1	PA: 44
PITCHER	IP WLS BF H R ER SO BB IBB HBP BLK WP HR S P ERA WHIP																					
Frank Viola, L (1, 1) ERA: 2.48	5.1 L 24 8 6 5 6 0 0 0 0 1 0 57 89 8.44 1.500																					
Alejandro Pena, R (6, 1) ERA: 4.25	1.2 10 3 2 2 0 1 1 0 0 0 1 11 22 10.80 2.400																					
Julio Machado, R (8, 1) ERA: 3.49	2.0 10 1 1 0 2 2 0 0 0 0 0 22 37 0.00 1.500																					

Philadelphia Phillies @ New York Mets
Shea Stadium, Flushing, NY
Tue Aug 07 1990, 7:05 PM EDT
Att. 33,120 - Unknown - 75 F

livebaseballscorecards.com

AB	39
R	9
H	12
RBI	8
BB	4
SO	8
LOB	15



Batter	1	2	3	4	5	6	7	8	9	AB	R	H	RBI	BB	SO	LOB
Howard Johnson, S OBP: 0.312, SLG: 0.443 Tom O'Malley, L OBP: 0.293, SLG: 0.412 (1, 5) (8, PH) (9, 5)	0-0 G4-3		3-2 L8			0-2 G4-3		2-1 G4-3		3	0	0	0	0	0	0
Dave Magadan, L OBP: 0.414, SLG: 0.469 (1, 3)	4-2 BB		0-2 G6-3			1-1 F7		1-1 F7		3	0	0	0	1	0	0
Gregg Jefferies, S OBP: 0.356, SLG: 0.479 (1, 4)	1-2 P2				2-0 P5			1-2 G4-3		4	0	0	0	0	0	1
Darryl Strawberry, L OBP: 0.381, SLG: 0.533 Mark Carreon, R OBP: 0.310, SLG: 0.491 (1, 9) (9, 9)	2-3 K				4-1 G6-4-3 BB			0-1 1B		2	0	1	0	1	1	1
Kevin McReynolds, R OBP: 0.364, SLG: 0.433 Alex Trevino, R OBP: 0.247, SLG: 0.257 (1, 7) (8, 2)					1-1 G6-4-3 1-2f			1-3 K		3	0	0	0	0	2	2
Mackey Sasser, L OBP: 0.379, SLG: 0.500 Julio Machado, R (8, 1)						1-0 G6-3		0-0 P3		3	0	0	0	0	0	1
Daryl Boston, L OBP: 0.351, SLG: 0.495 (1, 8)						1-2 G3-1		3-3 K		3	0	1	0	0	1	0
Mario Diaz, R OBP: 0.143, SLG: 0.200 Alejandro Pena, R OBP: 0.500, SLG: 0.333 Kelvin Torve, L (8, 7)						0-1 G3		1-2 HBP		2	0	0	0	0	0	1
Frank Viola, L OBP: 0.123, SLG: 0.123 Keith Miller, R OBP: 0.333, SLG: 0.339 (1, 1) (6, 6)						2-2 P5		2-0 F9		1	0	0	0	0	0	0
										2	0	0	0	0	0	1

Inning Stats	R: 0 E: 0 K: 1 S: 9	H: 0 LOB: 1 BB: 1 P: 16	R: 0 E: 0 K: 1 S: 10	H: 1 LOB: 1 BB: 0 P: 13	R: 0 E: 0 K: 0 S: 10	H: 0 LOB: 0 BB: 0 P: 15	R: 0 E: 0 K: 0 S: 4	H: 0 LOB: 0 BB: 1 P: 11	R: 0 E: 0 K: 0 S: 6	H: 0 LOB: 0 BB: 0 P: 8	R: 0 E: 0 K: 0 S: 10	H: 0 LOB: 0 BB: 0 P: 14	R: 0 E: 0 K: 1 S: 9	H: 1 LOB: 1 BB: 0 P: 11	R: 0 E: 0 K: 1 S: 9	H: 0 LOB: 1 BB: 0 P: 17	R: 0 E: 0 K: 0 S: 6	H: 0 LOB: 0 BB: 0 P: 7	1B: 2 2B: 0 3B: 0 HR: 0	SF: 0 SAC: 0 DP: 1 HBP: 1	WP: 0 PB: 0 SB: 0 CS: 0	PA: 31											
PITCHER Jose De Jesus, R ERA: 3.13 (1, 1)	IP 9.0	WLS W	BF 31	H 2	R 0	ER 0	SO 4	BB 2	IBB 0	HBP 1	BLK 0	WP 0	HR 0	S 73	P 112	ERA 0.00	WHIP 0.444																
PITCHER																	IP	WLS	BF	H	R	ER	SO	BB	IBB	HBP	BLK	WP	HR	S	P	ERA	WHIP


BOTTOM

Philadelphia Phillies @ New York Mets
Shea Stadium, Flushing, NY

Tue Aug 07 1990, 7:05 PM EDT
Att: 33,120 - Unknown - 75 F

livebaseballscorecards.com

AB	28
R	0
H	2
RBI	0
BB	2
SO	4
LOB	8



Batter	1	2	3	4	5	6	7	8	9	AB	R	H	RBI	BB	SO	LOB	TOP
Lenny Dykstra, L OBP: 0.443, SLG: 0.471 (1, 8)	1-2 P5		1-2 2B		2-2 F9			2-1 F9		4	0	1	0	0	0	1	
Darren Daulton, L OBP: 0.351, SLG: 0.401 (1, 2)	4-2 FC5-4 BB		0-0 G4-3			1-0 HR		4-2 2B BB		2	2	1	1	2	0	1	
Von Hayes, L OBP: 0.382, SLG: 0.433 (1, 7)	1-1 P6			4-1 1B BB		2-3 K		0-2 L4		3	0	0	0	1	1	3	
Dale Murphy, R OBP: 0.314, SLG: 0.416 (1, 9)	2-1 FC5-4 1-2f			1-1 1B 1B 1 SAFE SAFE	1-1 1B 1B	1-1 F8		0-0 2B 2B		4	1	2	1	0	0	1	
John Kruk, L OBP: 0.391, SLG: 0.388 (1, 3)		0-0 L7		1-1 F8		1-0 L8		3-2 2B 2B		4	0	1	2	0	0	2	
Tom Herr, S OBP: 0.324, SLG: 0.368 Roger McDowell, R (8, 1)		2-3 K		1-0 1B 1-2 2-H		0-0 B1-3		2-1 F6		4	0	1	0	0	1	1	
Charlie Hayes, R OBP: 0.302, SLG: 0.376 (1, 5)		3-3 K		0-1 F9		3-3 K			2-2 G4-3	4	0	0	0	0	2	2	
Dickie Thon, R OBP: 0.314, SLG: 0.357 (1, 6)			0-0 F8		1-2 G4-3		1-0 G5-3		0-1 G5-3	4	0	0	0	0	0	0	
Don Carman, L OBP: 0.333, SLG: 0.333 Dave Hollins, S OBP: 0.227, SLG: 0.338 Bruce Ruffin, S OBP: 0.146, SLG: 0.079 Randy Ready, R OBP: 0.345, SLG: 0.349 (8, 4)	1-1 K 5 (PH) 5 (PH) 8 (PH) 8 (4)		1-3 K		0-0 L3		4-2 BB BB		1-2 G6-3	1	0	0	0	0	1	0	
Inning Stats	R: 0 E: 0 K: 0 S: 9 H: 0 LOB: 1 BB: 1 P: 17	R: 0 E: 0 K: 2 S: 12 H: 0 LOB: 0 BB: 0 P: 17	R: 0 E: 0 K: 1 S: 8 H: 1 LOB: 1 BB: 0 P: 10	R: 0 E: 0 K: 0 S: 8 H: 2 LOB: 2 BB: 1 P: 15	R: 0 E: 0 K: 0 S: 8 H: 0 LOB: 0 BB: 0 P: 11	R: 1 E: 0 K: 1 S: 7 H: 1 LOB: 0 BB: 0 P: 12	R: 0 E: 0 K: 1 S: 7 H: 0 LOB: 0 BB: 0 P: 11	R: 3 E: 0 K: 0 S: 20 H: 2 LOB: 1 BB: 2 P: 35	R: 0 E: 0 K: 0 S: 8 H: 0 LOB: 0 BB: 0 P: 11	1B: 2 2B: 3 3B: 0 HR: 1 SF: 0 SAC: 0 DP: 0 HBP: 0	WP: 0 PB: 0 SB: 0 CS: 0	PA: 36					
PITCHER	IP WLS BF H R ER SO BB IBB HBP BLK WP HR S P ERA WHIP	IP WLS BF H R ER SO BB IBB HBP BLK WP HR S P ERA WHIP	IP WLS BF H R ER SO BB IBB HBP BLK WP HR S P ERA WHIP	IP WLS BF H R ER SO BB IBB HBP BLK WP HR S P ERA WHIP	IP WLS BF H R ER SO BB IBB HBP BLK WP HR S P ERA WHIP	IP WLS BF H R ER SO BB IBB HBP BLK WP HR S P ERA WHIP	IP WLS BF H R ER SO BB IBB HBP BLK WP HR S P ERA WHIP	IP WLS BF H R ER SO BB IBB HBP BLK WP HR S P ERA WHIP	IP WLS BF H R ER SO BB IBB HBP BLK WP HR S P ERA WHIP	IP WLS BF H R ER SO BB IBB HBP BLK WP HR S P ERA WHIP	IP WLS BF H R ER SO BB IBB HBP BLK WP HR S P ERA WHIP	IP WLS BF H R ER SO BB IBB HBP BLK WP HR S P ERA WHIP					
David Cone, R ERA: 3.84 Wally Whitehurst, R ERA: 3.71	7.2 5 4 4 5 4 0 0 0 0 0 0 1 71 115 4.70 1.174	1.1 1 0 0 0 0 0 0 0 0 0 0 0 16 24 0.00 0.750															

Philadelphia Phillies @ New York Mets
Shea Stadium, Flushing, NY
Wed Aug 08 1990, 3:33 AM EDT
Att. 41,204 - Sunny - 82 F

AB	32
R	4
H	6
RBI	4
BB	4
SO	5
LOB	11



BOTTOM

Philadelphia Phillies @ New York Mets
Shea Stadium, Flushing, NY
Wed Aug 08 1990, 3:33 AM EDT
Att. 41,204 - Sunny - 82 F

livebaseballscorecards.com

AB 35
R 8
H 13
RBI 7
BB 7
SO 5
LOB 23



WP: 0 PA: 43
PB: 0
SB: 0
CS: 1

AB R H RBI BB SO LOB

4 2 3 0 1 1 0

4 3 2 0 1 0 3

5 1 2 3 0 0 4

5 1 2 0 0 0 4

3 0 2 3 1 0 0

3 0 0 1 2 1 2

5 0 1 0 0 1 5

3 0 1 0 1 1 0

3 1 0 0 1 1 5

0 0 0 0 0 0 0

1B: 11 SF: 1
2B: 2 SAC: 0
3B: 0 DP: 0
HR: 0 HBP: 0

Batter	1	2	3	4	5	6	7	8	9
Keith Miller, R OBP: 0.346, SLG: 0.349 (1, 8)	1-1 FC5 BB 1B	2-0 2B 1B		2-0 1B 1B	1-3 K		4-2 BB		
Dave Magadan, L OBP: 0.417, SLG: 0.470 (1, 3)	4-2 BB FC5 1-2 BB 1B	1-1 F7		0-0 1B 1B 1-3 E 1B	2-1 2B 1B		2-1 F8		
Gregg Jefferies, S OBP: 0.357, SLG: 0.480 (1, 4)	1-2 FC5 BB 1-2 BB 2-3f	3-1 2B		1-0 E 1-2 SF9 1B	1-1 F7		1-0 P6		
Kevin McReynolds, R OBP: 0.364, SLG: 0.435 (1, 7)	0-1 P3	1-0 P3		0-1 E5 SF9 1-3 2-H 1B	0-2 1B 2B		2-2 G5-3		
Darryl Strawberry, L OBP: 0.383, SLG: 0.534 (1, 9)	4-0 BB 1-2 BB 2-3		0-0 CS 1B 1B	1-0 SF9	1-0 FC6-4 1B		0-2 F8		
Howard Johnson, S OBP: 0.313, SLG: 0.440 (1, 6)	4-2 BB 1-2 BB 2-3 3-H		0-3 K	4-2 BB BB	FC6-4		1-1 G4-3		
Tim Teufel, R OBP: 0.295, SLG: 0.443 (1, 5)	1-2 G5-3		0-1 1B 1-2 1B	1-3 K		0-0 F7	1-0 G1-4-3		
Orlando Mercado, R OBP: 0.289, SLG: 0.338 (1, 2)		1-3 K	1-2 1B	4-2 BB BB		1-0 F8			
David Cone, L OBP: 0.239, SLG: 0.227 Wally Whitehurst, R OBP: 0.200, SLG: 0.200 (1, 1) (8, 1)		4-1 F7 1B 2B BB	0-1 G1-3	1-3 K		1-2 G2-3			

Inning Stats	R: 1	H: 1	E: 0	K: 0	S: 14	LOB: 3	BB: 3	P: 29
	R: 2	H: 2	E: 0	K: 1	S: 10	LOB: 1	BB: 1	P: 22
	R: 0	H: 3	E: 0	K: 1	S: 11	LOB: 2	BB: 0	P: 12
	R: 3	H: 4	E: 1	K: 2	S: 19	LOB: 3	BB: 2	P: 33
	R: 2	H: 3	E: 0	K: 1	S: 12	LOB: 1	BB: 0	P: 19
	R: 0	H: 0	E: 0	K: 0	S: 6	LOB: 0	BB: 0	P: 8
	R: 0	H: 0	E: 0	K: 0	S: 10	LOB: 1	BB: 1	P: 19
	R: 0	H: 0	E: 0	K: 0	S: 6	LOB: 0	BB: 0	P: 8

PITCHER	IP	WLS	BF	H	R	ER	SO	BB	IBB	HBP	BLK	WP	HR	S	P	ERA	WHIP
Don Carman, L ERA: 4.3 (1, 1)	4.0	L	27	10	6	6	4	6	0	0	0	0	0	54	96	13.50	4.000
Bruce Ruffin, L ERA: 5.16 (5, 1)	3.0		13	3	2	2	1	1	0	0	0	0	0	28	46	6.00	1.333
Roger McDowell, R ERA: 4.97 (8, 1)	1.0		3	0	0	0	0	0	0	0	0	0	0	6	8	0.00	0.000

Batter	1	2	3	4	5	6	7	8	9	AB	R	H	RBI	BB	SO	LOB	TOP										
Lenny Dykstra, L OBP: 0.446, SLG: 0.480 (1, 8)	3-2 1B		1-1 FC3-6 2B	1-2 1B 1-H 3-H 2B		1-0 F9		0-0 1B 1-2 3-H		5	1	4	3	0	0	0											
Darren Daulton, L OBP: 0.357, SLG: 0.407 (1, 2)	2-1 1B		0-0 FC3-6 1B	3-2 1B				4-2 1B BB		3	0	3	0	0	0	0											
Tom Nieto, R OBP: 0.333, SLG: 0.200 (5, 2)	1-2 1B		2-3 1B	2-3 1B						1	0	0	0	1	0	2											
Von Hayes, L OBP: 0.383, SLG: 0.432 (1, 7)	1-0 F8		1-0 FC3-6 1-2f 3-H	2-0 G4-3				1-2 1B G4-6-3		5	0	2	1	0	0	4											
Dale Murphy, R OBP: 0.313, SLG: 0.413 (1, 9)	0-0 F8		2-0 P4		1-2 F8			1-2 G4-6-3 1-2f 2-3		5	0	1	0	0	0	4											
John Kruk, L OBP: 0.386, SLG: 0.383 (1, 3)			3-3 K		1-0 G4-3			1-1 G6-3		4	0	0	0	0	1	2											
Sil Campusano, R OBP: 0.293, SLG: 0.314 (9, PH)			1 SAFE G4-3							1	0	0	0	0	1	2											
Tom Herr, S OBP: 0.325, SLG: 0.367 (1, 4)			2-0 G3-1		0-1 1B 2B 1B			2-1 G6-3		4	1	1	0	0	0	2											
Rod Booker, L OBP: 0.318, SLG: 0.325 (9, PR)										0	0	0	0	0	0	0											
Charlie Hayes, R OBP: 0.306, SLG: 0.379 (1, 5)			0-0 HBP 1B		3-2 2B 1B		1-3 K	2-1 1B 1B		5	2	3	0	0	1	3											
Dickie Thon, R OBP: 0.316, SLG: 0.357 (1, 6)			1-2 FC6-4 HBP		2-2 P6			0-1 F9 1B		3	0	1	0	0	1	3											
Pat Combs, L OBP: 0.178, SLG: 0.143 (1, 1)			0-1 FC6-4		1-3 K			0-0 F9		2	0	0	0	0	1	4											
Darrel Akerfelds, R OBP: 0.200, SLG: 0.200 (5, 1)										1	0	0	0	0	0	1											
Randy Ready, R OBP: 0.349, SLG: 0.353 (8, PH)										1	0	1	0	0	0	0											
Joe Boever, R (8, 1)			1-2f 1B							0	0	0	0	0	0	0											
Inning Stats	R: 0 E: 0 K: 0 S: 10	H: 2 LOB: 1 BB: 0 P: 16	R: 0 E: 0 K: 1 S: 11	H: 1 LOB: 2 BB: 0 P: 17	R: 1 E: 0 K: 0 S: 8	H: 2 LOB: 1 BB: 0 P: 15	R: 2 E: 0 K: 1 S: 23	H: 4 LOB: 2 BB: 0 P: 35	R: 0 E: 0 K: 1 S: 10	H: 0 LOB: 1 BB: 0 P: 14	R: 0 E: 0 K: 0 S: 4	H: 1 LOB: 0 BB: 0 P: 5	R: 0 E: 0 K: 0 S: 14	H: 1 LOB: 1 BB: 1 P: 21	R: 1 E: 0 K: 1 S: 11	H: 3 LOB: 2 BB: 0 P: 17	R: 0 E: 0 K: 1 S: 13	H: 2 LOB: 2 BB: 0 P: 20	1B: 14 2B: 2 3B: 0 HR: 0	SF: 0 SAC: 0 DP: 1 HBP: 2	WP: 0 PB: 0 SB: 0 CS: 1	PA: 43					
PITCHER											IP	WLS	BF	H	R	ER	SO	BB	IBB	HBP	BLK	WP	HR	S	P	ERA	WHIP
Dwight Gooden, R ERA: 3.95 (1, 1)	5.0		25	9	3	3	3	0	0	2	0	0	0	62	97	5.40	1.800										
Bob Ojeda, L ERA: 3.64 (6, 1)	1.0	W	3	1	0	0	0	0	0	0	0	0	0	4	5	0.00	1.000										
Alejandro Pena, R ERA: 3.17 (7, 1)	1.0		4	1	0	0	0	1	0	0	0	0	0	14	21	0.00	2.000										
John Franco, L ERA: 1.94 (8, 1)	2.0	S	11	5	1	1	2	0	0	0	0	0	0	24	37	4.50	2.500										

Philadelphia Phillies @ New York Mets
Shea Stadium, Flushing, NY
Thu Aug 09 1990, 7:05 PM EDT
Att. 39,240 - Unknown - 78 F

AB	40
R	4
H	16
RBI	4
BB	1
SO	5
LOB	27



Batter	1	2	3	4	5	6	7	8	9
Keith Miller, R OBP: 0.337, SLG: 0.339 (1, 8) (6, 9)	1-2 P4	0-0 FC4-6			2-1 B5-3	1-3 K		2-3 K	
Dave Magadan, L OBP: 0.418, SLG: 0.466 (1, 3)	4-1 1B BB	1-3 K			2-0 F9	4-1 BB			
Gregg Jefferies, S OBP: 0.356, SLG: 0.478 (1, 4)	2-0 F9		2-2 E7 FC9-2 1B		0-1 F8	1-0 F7			
Kevin McReynolds, R OBP: 0.365, SLG: 0.435 (1, 7)	2-0 1-2 1B		3-0 F9		4-1 FC6-4 BB	1-1 P5			
Darryl Strawberry, L OBP: 0.381, SLG: 0.531 Daryl Boston, L OBP: 0.349, SLG: 0.491 (1, 9) (6, 8)	3-1 F8		0-1 FC9-2		0-2 SAFE FC6-4 HR	1-0 F7			
Howard Johnson, S OBP: 0.312, SLG: 0.445 John Franco, L (8, 1)		0-0 F7		1-3 K	1 SAFE 3-1 SAFE SAFE HR	0-0 F7			
Tim Teufel, R OBP: 0.299, SLG: 0.438 Tom O'Malley, L OBP: 0.312, SLG: 0.429 (1, 5) (6, 5)		4-1 1B BB FC4-6 BB		0-1 P6	2-2 2B 2B 1B		0-1 1B		
Mackey Sasser, L OBP: 0.381, SLG: 0.503 (1, 2)		4-0 FC4-6 1B 1-2 BB		0-2 G3	0-0 2B		1-0 F7		
Dwight Gooden, R OBP: 0.226, SLG: 0.296 Ron Darling, R OBP: 0.250, SLG: 0.160 Bob Ojeda, L OBP: 0.111, SLG: 0.111 Kevin Torpe, L OBP: 1.000, SLG: 2.000 Alejandro Pena, R OBP: 0.000, SLG: 0.333 Mario Diaz, R OBP: 0.136, SLG: 0.190 (1, 1) (5, PR) (6, 1) (6, PH) (7, 1) (8, 8)		1-0 FC4-6 1B			1-0 F9 B5-3 HBP	3-2 2B		0-0 P4	

AB	R	H	RBI	BB	SO	LOB
5	0	0	1	0	2	5
2	0	0	0	2	1	4
4	0	1	0	0	0	5
3	0	1	0	1	0	1
2	0	0	0	0	0	3
2	1	0	0	0	0	1
4	1	1	2	0	1	0
0	0	0	0	0	0	0
1	1	0	0	1	0	0
2	1	2	0	0	0	0
3	1	1	0	1	0	1
1	0	1	0	0	0	0
0	0	0	0	0	0	0
0	0	0	0	0	0	0
1	0	1	2	0	0	0
0	0	0	0	0	0	0
1	0	0	0	0	0	1

AB	R	H	RBI	BB	SO	LOB
31	5	8	5	5	4	21

Inning	R	H	E	K	S	P	IP	WLS	BF	H	R	ER	SO	BB	IBB	HBP	BLK	WP	HR	S	P	ERA	WHIP
1	0	1	0	0	0	0	4.0		18	3	1	1	2	3	0	1	0	0	0	29	58	2.25	1.500
5	0	1	0	1	0	0	3.0	L	15	4	4	4	1	2	0	0	0	0	1	27	51	12.00	2.000
8	0	1	0	0	0	0	1.0		4	1	0	0	1	0	0	0	0	0	7	10	0.00	1.000	

Philadelphia Phillies @ New York Mets
Shea Stadium, Flushing, NY

Thu Aug 09 1990, 7:05 PM EDT
Att: 39,240 - Unknown - 78 F

livebaseballscores.com

WP	PA
0	37



Batter	1	2	3	4	5	6	7	8	9	AB R H RBI BB SO LOB	TOP			
Lenny Dykstra, L (1, 8) OBP: 0.448, SLG: 0.480	2-1 G4-3 1B	1-1 F9			1-1 S 1B		3-2 P4		4-1 HR BB	4 1 2 0 1 0 3				
Darren Daulton, L (1, 2) OBP: 0.358, SLG: 0.414	0-0 G4-3 1-2		1-0 F9		4-0 BB		2-2 G6-3		0-0 HR	4 1 1 2 1 0 1				
Von Hayes, L (1, 7) OBP: 0.378, SLG: 0.425	2-3 K		2-1 P6		1-2 F7			0-3 K	1-2 F9	5 0 0 0 0 2 3				
Dale Murphy, R (1, 9) OBP: 0.312, SLG: 0.411	1-0 F9		0-0 G5-3			0-0 G3 G4-3 1B		0-0 G1-3		4 1 1 0 0 0 1				
John Kruk, L (1, 3) OBP: 0.384, SLG: 0.381		0-1 G1-3		1-1 L7		0-0 G4-3 1-2		2-1 1B 1B		4 0 1 0 0 0 1				
Tom Herr, S (1, 4) OBP: 0.328, SLG: 0.366		1-2 BB WP HBP		0-1 F8		1-1 G3 2-3		3-2 1B		3 0 1 0 0 0 1				
Charlie Hayes, R (1, 5) OBP: 0.305, SLG: 0.377		1-3 SAFE K		0-0 F8		0-0 1B 3-H		0-1 G4-3		4 0 1 1 0 1 3				
Dickie Thon, R (1, 6) OBP: 0.313, SLG: 0.353		1 SAFE 1-3 K BB 1-2			0-0 F7	1-0 F7			1-2 F9	4 0 0 0 0 1 2				
Terry Mulholland, R (1, 1) OBP: 0.135, SLG: 0.139		4-1 BB			0-3 K		0-0 F8		1-3 K	1 0 0 0 1 1 0				
Randy Ready, R (7, PH) OBP: 0.347, SLG: 0.351										1 0 0 0 0 0 0				
Roger McDowell, R (7, 1)										0 0 0 0 0 0 0				
Carmelo Martinez, R (9, PH) OBP: 0.340, SLG: 0.407		1-2 2-3 BB								1 0 0 0 0 1 0				
Inning Stats	R: 0 E: 0 K: 1 S: 7 H: 1 LOB: 1 P: 12	R: 0 E: 0 K: 2 S: 14 H: 0 LOB: 3 BB: 1 P: 22	R: 0 E: 0 K: 0 S: 4 H: 0 LOB: 0 BB: 0 P: 7	R: 0 E: 0 K: 0 S: 5 H: 0 LOB: 0 BB: 0 P: 6	R: 0 E: 0 K: 1 S: 9 H: 1 LOB: 2 BB: 1 P: 15	R: 1 E: 0 K: 0 S: 6 H: 2 LOB: 1 BB: 0 P: 8	R: 0 E: 0 K: 0 S: 11 H: 0 LOB: 0 BB: 0 P: 16	R: 0 E: 0 K: 1 S: 11 H: 2 LOB: 2 BB: 0 P: 16	R: 2 E: 0 K: 1 S: 11 H: 1 LOB: 0 BB: 1 P: 18	1B: 6 2B: 0 3B: 0 HR: 1 SF: 0 SAC: 0 DP: 0 HBP: 1	WP: 1 PB: 0 SB: 1 CS: 0 PA: 39			
PITCHER	IP WLS BF H R ER SO BB IBB HBP BLK WP HR S P ERA WHIP												PITCHER	IP WLS BF H R ER SO BB IBB HBP BLK WP HR S P ERA WHIP
Oil Can Boyd, R (1, 1) ERA: 2.99	6.0 W 26 4 1 1 4 2 0 1 0 1 0 45 70 1.50 1.000													
Scott Ruskin, L (7, 1) ERA: 3.26	1.2 7 2 0 0 1 0 0 0 0 0 0 20 30 0.00 1.200													
Tim Burke, R (8, 1) ERA: 3.59	1.0 5 1 2 2 1 1 0 0 0 0 1 10 16 18.00 2.000													
Steve Frey, L (9, 1) ERA: 3.26	0.1 S 1 0 0 0 0 0 0 0 0 0 0 3 4 0.00 0.000													

Philadelphia Phillies @ Montreal Expos
Olympic Stadium, Montreal, QB
Fri Aug 10 1990, 7:05 PM EDT
Att. 17,904 - Dome - 72 F

livebaseballscorecards.com

AB	35
R	3
H	7
RBI	3
BB	3
SO	6
LOB	15



Batter	1	2	3	4	5	6	7	8	9	AB	R	H	RBI	BB	SO	LOB	BOTTOM			
Delino DeShields, L OBP: 0.379, SLG: 0.400 (1, 4)	3-2 G4-3 1 X	0-0 G4-3 2		0-1 L8 3		1-0 SF7 2				3	0	0	1	0	0	1	Philadelphia Phillies @ Montreal Expos Olympic Stadium, Montreal, QB Fri Aug 10 1990, 7:05 PM EDT Att. 17,904 - Dome - 72 F			
Otis Nixon, S OBP: 0.325, SLG: 0.286 (1, 8)	1-2 L7 2	2-3 K 3			3-2 G5-3 1	2-1 G6-3 3				4	0	0	0	0	1	2				
Tim Raines, S OBP: 0.375, SLG: 0.364 (1, 7)	4-2 1B BB 1B		0-0 1B FC5-4 1B		1-1 1B 1B		3-1 G4-3 1			3	2	2	0	1	0	0				
Tim Wallach, R OBP: 0.351, SLG: 0.507 (1, 5)	1-0 1B 1-2 1B		1 SAFE 1-0 L9 1		0-1 1-2 1B		1-2 G5-3 2			4	0	2	0	0	0	1				
Andres Galarraga, R OBP: 0.309, SLG: 0.411 (1, 3)	2-2 1-2 2-H 1B		1 SAFE 1-0 FC5-4 1B		0-0 F7 2		3-1 G4-3 3			4	0	2	1	0	0	2				
Marquis Grissom, R OBP: 0.309, SLG: 0.352 (1, 9)	3-1 F8 3		0-0 FC5-4 FC5-4 1-2f 3-H		0-0 G5-3 3			0-2 G4-3 1		4	0	0	1	0	0	5				
Mike Fitzgerald, R OBP: 0.347, SLG: 0.381 (1, 2)		4-1 2B BB	1 SAFE 1 SAFE 0-0 FC5-4 1-2f			1-2 F9 1		0-0 G3 2		3	1	0	0	1	0	1				
Spike Owen, S OBP: 0.347, SLG: 0.357 (1, 6)		2-2 G4-3 1-H 2B		2-2 F7 1		4-1 1B SF7 BB		1-1 G6-3 3		3	1	1	1	1	0	0				
Oil Can Boyd, R OBP: 0.070, SLG: 0.070 Dave Martinez, L OBP: 0.342, SLG: 0.459 Scott Ruskin, R OBP: 0.333, SLG: 0.833 Tim Burke, R OBP: 0.333, SLG: 0.333 Steve Frey, R (9, 1)		0-0 B3 1		1-3 K 2		0-0 1B 1-3				2	0	0	0	0	1	1				
Inning Stats	R: 1 E: 0 K: 0 S: 16	H: 2 LOB: 2 BB: 1 P: 30	R: 1 E: 0 K: 1 S: 14	H: 1 LOB: 1 BB: 1 P: 22	R: 1 E: 0 K: 0 S: 5	H: 2 LOB: 1 BB: 0 P: 7	R: 0 E: 0 K: 1 S: 8	H: 0 LOB: 0 BB: 0 P: 11	R: 0 E: 0 K: 0 S: 10	H: 2 LOB: 2 BB: 0 P: 14	R: 1 E: 0 K: 0 S: 8	H: 1 LOB: 1 BB: 1 P: 16	R: 0 E: 0 K: 0 S: 7	H: 0 LOB: 0 BB: 0 P: 14	R: 0 E: 0 K: 0 S: 6	H: 0 LOB: 0 BB: 0 P: 7		1B: 7 2B: 1 3B: 0 HR: 0	SF: 1 SAC: 0 DP: 0 HBP: 0	WP: 0 PB: 0 SB: 0 CS: 0
PITCHER	IP WLS L	WLS L	H R	ER SO	BB IBB	HBP BLK	WP HR	S P	ERA WHIP	PITCHER	IP WLS L	WLS L	H R	ER SO	BB IBB	HBP BLK	WP HR	S P	ERA WHIP	
Terry Mulholland, L ERA: 4.34 (1, 1)	6.0		8	4	4	2	3	0	61	6.00	1.833									
Roger McDowell, R ERA: 4.8 (7, 1)	2.0		0	0	0	0	0	0	13	0.00	0.000									

livebaseballscorecards.com

AB	31
R	4
H	8
RBI	4
BB	3
SO	2
LOB	13



Philadelphia Phillies @ Montreal Expos

Olympic Stadium, Montreal, QB
 Sat Aug 11 1990, 7:05 PM EDT
 Att: 23,708 - Unknown

AB	43
R	4
H	9
RBI	3
BB	7
SO	8
LOB	23



Batter	1	2	3	4	5	6	7	8	9	10	11	12	AB	R	H	RBI	BB	SO	LOB	TOP
Lenny Dykstra, L OBP: 0.447, SLG: 0.477	2-1 F7	2-1 G4-1		1-0 P4		1-1 F8		2-2 2-H 1B			4-0 G3-1 IBB		5	0	1	0	1	0	1	
Darren Daulton, L OBP: 0.360, SLG: 0.416	0-1 1B E 2B	2-0 L7		1-1 L9		4-0 1-2 BB			4-1 G6-4-3 BB		0-2 G3-1		4	1	1	0	2	0	2	
Von Hayes, L OBP: 0.379, SLG: 0.434	2-0 1B E 1B			3-3 K HR		3-1 L4			0-2 P4		4-0 IBB		5	2	2	1	1	1	3	
Dale Murphy, R OBP: 0.306, SLG: 0.405	1-3 K			3-3 K		0-0 G6-3			3-3 K		2-1 G6-4-3 1-2f		6	0	0	0	0	3	6	
John Kruk, L OBP: 0.381, SLG: 0.375	1-0 1B E4			2-2 E6 BB G3-1		2-1 G3			4-0 G4-3 BB		1-0 L7		5	0	0	0	1	1	1	
Tom Herr, S OBP: 0.324, SLG: 0.363	2-1 1B BB			3-2 G3-1 2-1 SAFE		1-1 F8			0-2 G4-3 1-2		2-1 P4		6	0	1	1	0	0	2	
Charlie Hayes, R OBP: 0.306, SLG: 0.376	4-2 1-2 BB			1-0 BB HBP				0-0 E S 1B		0-0 G4-3		0-0 P3		4	1	1	0	1	0	
Dickie Thon, R OBP: 0.317, SLG: 0.355	1-3 K			4-2 1-2 BB		2-2 F4 1-3			2-1 SH3 1B		1-1 G3-1 S 1B		4	0	2	0	1	1	4	
Jason Grimsley, R OBP: 0.333, SLG: 0.333		2-2 F8		2-3 K		0-0 WP 1B			1-0 SH3		1-3 K		3	0	1	1	0	1	3	
Dennis Cook, L OBP: 0.309, SLG: 0.389													0	0	0	0	0	0	0	
Joe Boever, R OBP: 0.300, SLG: 0.200													0	0	0	0	0	0	0	
Randy Ready, R OBP: 0.245, SLG: 0.349													0	0	0	0	0	0	1	
Don Carman, L OBP: 0.333, SLG: 0.333													0	0	0	0	0	0	0	
Darrel Akerfelds, R OBP: 0.200, SLG: 0.200													0	0	0	0	0	0	0	
Rod Booker, L OBP: 0.316, SLG: 0.325													0	0	0	0	0	0	0	

Inning Stats	R	H	E	K	S	IP	WLS	BF	H	R	ER	SO	BB	IBB	HBP	BLK	WP	HR	S	P	ERA	WHIP
	2	3	1	2	17			24	4	3	1	5	2	0	1	0	0	1	57	100	1.80	1.200
Mark Gardner, R ERA: 2.85						5.0		24	4	3	1	5	2	0	1	0	0	1	57	100	1.80	1.200
Mel Rojas, R ERA: 1.64						1.0		6	2	1	1	0	1	0	0	0	0	1	11	21	9.00	3.000
Dale Mohorcic, R ERA: 2.76						2.0		7	2	0	0	1	1	0	0	0	0	0	18	30	0.00	1.500
Steve Frey, L ERA: 3.06						2.0		6	0	0	0	0	1	0	0	0	0	0	12	21	0.00	0.500
Bill Sampen, R ERA: 3.11						2.0	W	9	1	0	0	2	0	2	0	0	0	0	23	40	0.00	0.500

PITCHER	IP	WLS	BF	H	R	ER	SO	BB	IBB	HBP	BLK	WP	HR	S	P	ERA	WHIP
Mark Gardner, R	5.0		24	4	3	1	5	2	0	1	0	0	1	57	100	1.80	1.200
Mel Rojas, R	1.0		6	2	1	1	0	1	0	0	0	0	1	11	21	9.00	3.000
Dale Mohorcic, R	2.0		7	2	0	0	1	1	0	0	0	0	0	18	30	0.00	1.500
Steve Frey, L	2.0		6	0	0	0	0	1	0	0	0	0	0	12	21	0.00	0.500
Bill Sampen, R	2.0	W	9	1	0	0	2	0	2	0	0	0	0	23	40	0.00	0.500

WP: 1	PA: 52
PB: 0	
SB: 2	
CS: 0	


1B: 7	SF: 0
2B: 1	SAC: 1
3B: 0	DP: 1
HR: 1	HBP: 1

Batter	1	2	3	4	5	6	7	8	9	10	11	12	AB	R	H	RBI	BB	SO	LOB	
Delino DeShields, L OBP: 0.378, SLG: 0.397 (1, 4) B F B C X	3-2 G4-3 ①		3-1 G5-3 ①			1-2 G3 ①		1-1 S E 1B 1B 1-2 2-3	4-2 BB		3-3 K ③		5	1	1	0	1	1	0	
Dave Martinez, L OBP: 0.338, SLG: 0.452 (1, 8) B X	1-0 G4-3 ②		1-0 P4 ②			2-2 P3 ②		1-0 S 1B 1-2 2-H 3-H	2-3 K ③			1-2 E SH1-4 1B	6	1	1	2	0	1	3	
Tim Raines, S OBP: 0.375, SLG: 0.362 (7, 1) Dale Monorchio, R OBP: 0.197, SLG: 0.167 (8, PH) Junior Noboa, R OBP: 0.079, SLG: 0.319 (9, 1) Steve Frey, R (10, PH) Spike Owen, S OBP: 0.346, SLG: 0.356 (11, 1) Bill Sampen, R (12, PH) Mike Fitzgerald, R OBP: 0.347, SLG: 0.381	1-0 G3-1 ③		4-1 CS BB			2-2 G3-1 ③		1-2 L8 ①		2-1 G3 ①		1-0 SH1-4 ① 1-2	2	0	0	0	0	1	0	0
Tim Wallach, R OBP: 0.353, SLG: 0.507 (1, 5)		1-1 G4-6-3 1B	1-0 CS 1-2	1-2 CS 1B		0-1 G6-3 ①		1-2 P3 1-2 2-H		1-2 1B 1B		2-1 E6 1B S	6	0	3	0	0	0	2	
Larry Walker, L OBP: 0.306, SLG: 0.421 (1, 9) SAFE	2-2 G4-6-3 ① ② 1-2		2-2 L4 ①			2-1 G4-3 ②		2-2 F8 ③		1-3 K ②		1-0 P4 ②	6	0	0	0	0	1	6	
Andres Galarraga, R OBP: 0.312, SLG: 0.412 (1, 3)	2-0 1B 1B		3-3 K ② ③ 1-2			2-2 G1-3 ③			2-2 G5-3 ①		0-1 1B 1-3	2-2 1B 1-3 3-H	6	0	3	1	0	1	1	
Jerry Goff, L OBP: 0.382, SLG: 0.357 (1, 2)	2-2 BB 1B 1-3		1-0 G3-1 ①			4-0 BLK 1B BB		4-1 1B G1 BB		0-3 K ③			3	1	1	0	2	1	2	
Tom Foley, L OBP: 0.304, SLG: 0.276 (1, 6)	4-1 BB 1-2		2-2 F8 ②			0-1 1B BLK 1B 1-2		1-2 G1 ②		X	0-0 P6 ①		4	1	1	0	1	0	1	
Mark Gardner, R OBP: 0.178, SLG: 0.205 (5, PH) Otis Nixon, S OBP: 0.332, SLG: 0.284 (6, 1) Mel Rojas, R (7, 7) Mike Aldrete, L OBP: 0.382, SLG: 0.304 (8, PH) Marquis Gissom, R OBP: 0.313, SLG: 0.356 (9, 7)	0-3 K ③		3-3 K ③			5-1 1B BLK 1B 1-2 2-H		2-2 1B S 1B		B X	1-0 F7 ②		1	0	0	0	0	1	3	

Inning Stats	R: 0	H: 0	E: 0	K: 5	S: 5	H: 3	LOB: 3	BB: 1	P: 24	R: 0	H: 0	E: 0	K: 0	S: 4	H: 1	LOB: 1	BB: 0	P: 13	R: 0	H: 0	E: 0	K: 1	S: 10	H: 0	LOB: 0	BB: 0	P: 16	R: 0	H: 0	E: 0	K: 0	S: 9	H: 0	LOB: 0	BB: 0	P: 14	R: 0	H: 0	E: 0	K: 0	S: 7	H: 4	LOB: 1	BB: 1	P: 29	R: 0	H: 1	E: 0	K: 1	S: 16	H: 2	LOB: 3	BB: 2	P: 31	R: 0	H: 2	E: 0	K: 2	S: 14	H: 0	LOB: 0	BB: 0	P: 9	R: 1	H: 1	E: 2	K: 0	S: 10	H: 1	LOB: 2	BB: 0	P: 17	1B: 12	2B: 1	3B: 0	HR: 0	SF: 0	SAC: 1	DP: 2	HBP: 0	WP: 0	PA: 52
PITCHER	IP	WLS	BF	H	R	ER	SO	BB	IBB	HBP	BLK	WP	HR	S	P	ERA	WHIP																																																																	
Jason Grimsley, R ERA: 2.57 (1, 1)	7.0		26	5	2	2	3	3	0	0	0	0	0	61	111	2.57	1.143																																																																	
Dennis Cook, L ERA: 3.29 (8, 1)	0.0		3	3	1	1	0	0	0	0	1	0	0	5	10	∞	∞																																																																	
Joe Boever, R ERA: 4.28 (8, 1)	3.0		14	3	1	0	3	2	0	0	0	0	0	39	62	0.00	1.667																																																																	
Don Carman, L ERA: 4.24 (11, 1)	1.0	L	4	0	1	0	1	0	0	0	0	0	0	8	13	0.00	0.000																																																																	
Darrel Akerfelds, R ERA: 3.11 (12, 1)	0.2		4	1	0	0	0	0	0	0	0	0	0	7	13	0.00	1.500																																																																	

Philadelphia Phillies @ Montreal Expos
Olympic Stadium, Montreal, QB
Sat Aug 11 1990, 7:05 PM EDT
Att: 23,708 - Unknown

AB	45
R	5
H	12
RBI	4
BB	5
SO	7
LOB	20



Batter	1	2	3	4	5	6	7	8	9	AB R H RBI BB SO LOB	TOP
Randy Ready, R (1, 4) OBP: 0.343, SLG: 0.342	1-2 P2			4-0 2B 1B BB		1-1 F7		2-3 K		3 1 0 0 1 1 0	
Dickie Thon, R (1, 6) OBP: 0.316, SLG: 0.361	0-0 F8			1-2 P4		0-1 HR		0-1 F9		4 1 1 1 0 0 1	
Von Hayes, L (1, 8) OBP: 0.381, SLG: 0.437	1-1 3-1			3-1 1B 2B		4-2 BB		3-3 K		3 1 1 0 1 1 0	
Dale Murphy, R (1, 9) OBP: 0.308, SLG: 0.403		2-1 4-3		3-2 1B		0-0 F9			0-1 P5	4 0 1 2 0 0 1	
Charlie Hayes, R (1, 5) OBP: 0.305, SLG: 0.372		3-3 K		1-0 L6		1-2 F9			0-0 6-3	4 0 0 0 0 1 2	
Carmelo Martinez, R (1, 7) OBP: 0.333, SLG: 0.398		0-1 5-3		2-0 1-3			1-1 F7		3-3 K	4 0 0 0 0 1 1	
Ricky Jordan, R (1, 3) OBP: 0.273, SLG: 0.347			2-0 F8		1-2 6-3		0-1 G3			3 0 0 0 0 0 0	
Tom Nieto, R (1, 2) OBP: 0.333, SLG: 0.167			1-0 F8		3-3 K		4-2 PB BB			2 0 0 0 1 1 0	
Jose De Jesus, R (1, 1) OBP: 0.227, SLG: 0.158			2-2 6-3		1-3 K		2-1 F8			1 0 0 0 0 0 0	
Bruce Ruffin, S (4, 1) OBP: 0.143, SLG: 0.077										1 0 0 0 0 1 0	
Tom Herr, S (7, PH) OBP: 0.323, SLG: 0.363										1 0 0 0 0 0 1	
Dennis Cook, L (7, 1) OBP: 0.306, SLG: 0.389										0 0 0 0 0 0 0	
Roger McDowell, R (7, 1)										0 0 0 0 0 0 0	
Inning Stats	R: 0 H: 0 E: 0 LOB: 0 K: 0 BB: 0 S: 8 P: 10	R: 0 H: 0 E: 0 LOB: 0 K: 1 BB: 0 S: 7 P: 12	R: 0 H: 0 E: 0 LOB: 0 K: 0 BB: 0 S: 5 P: 10	R: 2 H: 2 E: 0 LOB: 1 K: 0 BB: 1 S: 11 P: 25	R: 0 H: 0 E: 0 LOB: 0 K: 2 BB: 0 S: 9 P: 14	R: 1 H: 1 E: 0 LOB: 1 K: 0 BB: 1 S: 10 P: 16	R: 0 H: 0 E: 0 LOB: 1 K: 2 BB: 1 S: 9 P: 16	R: 0 H: 0 E: 0 LOB: 0 K: 1 BB: 0 S: 7 P: 10	R: 0 H: 0 E: 0 LOB: 0 K: 1 BB: 0 S: 7 P: 10	1B: 1 SF: 0 2B: 1 SAC: 0 3B: 0 DP: 0 HR: 1 HBP: 0	WP: 0 PA: 33 PB: 1 SB: 0 CS: 0
PITCHER Chris Nabholz, L (1, 1) ERA: 4.35 Tim Burke, R (6, 1) ERA: 3.3	IP WLS BF H R ER SO BB IBB HBP BLK WP HR S P ERA WHIP	5.1 W 21 3 3 3 3 2 0 0 0 0 1 46 82 5.06 0.938	3.2 S 12 0 0 0 3 1 0 0 0 0 0 0 28 44 0.00 0.273	PITCHER IP WLS BF H R ER SO BB IBB HBP BLK WP HR S P ERA WHIP							

Philadelphia Phillies @ Montreal Expos
Olympic Stadium, Montreal, QB
Sun Aug 12 1990, 3:33 AM EDT
Att. 29,186 - Dome - 70 F

livebaseballscorecards.com

AB 30
R 3
H 3
RBI 3
BB 3
SO 6
LOB 6



Batter	1	2	3	4	5	6	7	8	9	AB R H RBI BB SO LOB
Delino DeShields, L OBP: 0.382, SLG: 0.398 (1, 4)	4-2 S HR BB	1-1 CS 1-2	4-2 HR BB	2-2 1B 1-2			1-0 P5			2 2 1 0 2 0 0
Dave Martinez, L OBP: 0.347, SLG: 0.481 (1, 8) (8, 9)	3-1 1-H HR		3-1 SAFE 1-H HR	1-2 1-3 2-H 1B			4-0 S BB BB			3 2 3 5 1 0 0
Tim Raines, S OBP: 0.376, SLG: 0.371 (1, 7)	0-0 F7		3-2 HR	0-0 F8			4-1 S BB 1-2			3 1 1 1 1 0 2
Tim Wallach, R OBP: 0.354, SLG: 0.506 (1, 5)	0-0 CS 1B		0-1 P4		2-2 F9		4-1 G6-4-3 1B 1-2 2-3 IBB			3 0 1 0 1 0 0
Larry Walker, L OBP: 0.306, SLG: 0.420 (1, 9)	3-2 S 1B		0-3 K		0-1 4-3		0-2 G6-4-3 1-2f			3 0 1 0 0 1 0 0 0 0 0 0 0 0 1 0 0 0 0 0 3 0 0 0 0 0 0 0
Marquis Grissom, R OBP: 0.313, SLG: 0.356 (7, PH)										
Mike Aldrete, L OBP: 0.379, SLG: 0.302 (7, PH)										
Otis Nixon, S OBP: 0.322, SLG: 0.284 (8, 8)	1-2 1B		0-0 6-3		2-3 K			0-3 K		4 0 0 0 0 3 1
Andres Galarraga, R OBP: 0.309, SLG: 0.408 (1, 3)	3-3 K 1-2									
Jerry Goff, L OBP: 0.389, SLG: 0.356 (1, 2)		4-2 CS BB		2-1 F7		2-3 K		1-1 G4-6-3 1B		3 0 1 0 1 1 0
Spike Owen, S OBP: 0.343, SLG: 0.351 (1, 6)		1-3 K		1-1 G3		1-2 P4		3-2 G4-6-3 1-2f		4 0 0 0 0 1 2
Chris Nabholz, L (1, 1)		0-3 K		4-1 1B 1B BB		1-3 K				1 1 0 0 1 1 1 1 0 0 0 0 1 0
Tim Burke, R OBP: 0.250, SLG: 0.250 (6, 1)										

Inning Stats	R: 2	H: 3	E: 0	K: 1	S: 16	LOB: 1	BB: 1	P: 29	R: 0	H: 0	E: 0	K: 2	S: 14	LOB: 0	BB: 1	P: 20	R: 3	H: 2	E: 0	K: 1	S: 15	LOB: 0	BB: 1	P: 25	R: 1	H: 2	E: 0	K: 0	S: 12	LOB: 2	BB: 1	P: 22	R: 0	H: 0	E: 0	K: 1	S: 9	LOB: 0	BB: 0	P: 13	R: 0	H: 0	E: 0	K: 2	S: 9	LOB: 0	BB: 0	P: 13	R: 0	H: 0	E: 0	K: 0	S: 6	LOB: 2	BB: 3	P: 19	R: 0	H: 1	E: 0	K: 1	S: 8	LOB: 0	BB: 0	P: 12	1B: 5	2B: 0	3B: 0	HR: 3	SF: 0	SAC: 0	DP: 2	HBP: 0
--------------	------	------	------	------	-------	--------	-------	-------	------	------	------	------	-------	--------	-------	-------	------	------	------	------	-------	--------	-------	-------	------	------	------	------	-------	--------	-------	-------	------	------	------	------	------	--------	-------	-------	------	------	------	------	------	--------	-------	-------	------	------	------	------	------	--------	-------	-------	------	------	------	------	------	--------	-------	-------	-------	-------	-------	-------	-------	--------	-------	--------

PITCHER	IP	WLS	BF	H	R	ER	SO	BB	IBB	HBP	BLK	WP	HR	S	P	ERA	WHIP
Jose De Jesus, R ERA: 3.66 (1, 1)	3.0	L	15	5	5	5	4	3	0	0	0	0	3	45	74	15.00	2.667
Bruce Ruffin, L ERA: 5.11 (4, 1)	3.0		12	2	1	1	3	1	0	0	0	0	0	30	48	3.00	1.000
Dennis Cook, L ERA: 3.28 (7, 1)	0.1		4	0	0	0	0	2	1	0	0	0	0	3	16	0.00	6.000
Roger McDowell, R ERA: 4.67 (7, 1)	1.2		4	1	0	0	1	0	0	0	0	0	0	11	15	0.00	0.600


BOTTOM

Philadelphia Phillies @ Montreal Expos
Olympic Stadium, Montreal, QB


Sun Aug 12 1990, 3:33 AM EDT
Att. 29,186 - Dome - 70 F

AB	28
R	6
H	8
RBI	6
BB	7
SO	8
LOB	9

livebaseballscorecards.com



WP	PA	ERA	WHIP
0	36		


Batter	1	2	3	4	5	6	7	8	9	10	11	12	13	AB R H RBI BB SO LOB	TOP	
Rick Parker, R OBP: 0.314, SLG: 0.366 Brett Butler, L OBP: 0.385, SLG: 0.348	(1, 8) X 0-0 P6		X 0-0 5-3		X 0-0 F8		X 0-0 F8			X 0-0 E 1B			X 0-0 5-3	4 0 0 0 0 0 2 2 0 1 0 0 0 0	<p>San Francisco Giants @ Philadelphia Phillies</p> <p>Veterans Stadium, Philadelphia, PA</p> <p>Tue Aug 14 1990, 7:05 PM EDT</p> <p>Att: 29,538 - Unknown - 80 F</p> <p>livebaseballscorecards.com</p> <p>AB 48 R 3 H 9 RBI 3 BB 1 SO 8 LOB 15</p> 	
Dave Anderson, R OBP: 0.338, SLG: 0.427	(1, 4) X 0-0 F7		X 0-0 FC5-4 1B		X 0-0 3B 1B		X 0-0 6-3			X 0-0 E1 G4-6-3			X 0-0 1B	6 1 3 0 0 0 2		
Will Clark, L OBP: 0.352, SLG: 0.455	(1, 3) X 0-0 1B		S 0-3 K		X 0-0 3B		X 0-0 4-3			X 0-0 G4-6-3			X 0-0 F8	6 0 2 2 0 1 4		
Kevin Mitchell, R OBP: 0.371, SLG: 0.559 Jeff Brantley, R OBP: 0.288, SLG: 0.429 Ernest Fyles, L OBP: 0.327, SLG: 0.398 Francisco Oliveras, R OBP: 0.371, SLG: 0.463 Bill Bathe, R OBP: 0.371, SLG: 0.463 Steve Bedrosian, R OBP: 0.371, SLG: 0.463	(1, 7) S 0-3 K		X 0-0 FC5-4 1-2		X 0-0 5-3		X 0-0 F8			X 0-0 G4-3 BB			X 0-0 F8	4 0 0 0 0 0 1 3 0 0 0 0 0 0 0 0 0 0 0 0 0 1 0 0 0 0 0 0 0 0 0 0 0 1 0 0 0 0 0 0 1 0 0 0 0 0 0 0 0		
Matt Williams, R OBP: 0.316, SLG: 0.477	(1, 5) S 0-3 K		S 0-3 K		X 0-0 6-3		S 0-3 K			X 0-0 G4-3			X 0-0 1-2 F8	5 0 0 0 0 3 1		
Greg Litton, R OBP: 0.262, SLG: 0.299	(1, 9) S 0-3 K		X 0-0 4-3		X 0-0 F9				X 0-0 L8			X 0-0 F8	5 0 0 0 0 1 0			
Gary Carter, R OBP: 0.336, SLG: 0.431	(1, 2) X 0-0 E5 1B		X 0-0 F3		X 0-0 G3				S 0-3 K			X 0-0 F9	5 1 0 0 0 1 0			
Jose Uribe, S OBP: 0.299, SLG: 0.323	(1, 6) X 0-0 2-H 1B		X 0-0 4-3		X 0-0 1B		X 0-0 4-3		X 0-0 4-3			X 0-0 G3	5 0 2 1 0 0 0			
Michael LaCoss, R OBP: 0.091, SLG: 0.182 Mark Thurmond, L OBP: 0.315, SLG: 0.286 Mike Kingery, L OBP: 0.315, SLG: 0.286	(1, 1) X 0-0 5-3		X 0-0 1B 3B 2B		X 0-0 K		S 0-3 K			X 0-0 4-3		X 0-0 L8	3 1 1 0 0 1 2 0 0 0 0 0 0 0 2 0 0 0 0 0 0			
Inning Stats	R: 0 H: 1 E: 0 LOB: 1 K: 1 BB: 0 S: 6 P: 6	R: 1 H: 1 E: 1 LOB: 1 K: 2 BB: 0 S: 9 P: 9	R: 0 H: 1 E: 0 LOB: 1 K: 1 BB: 0 S: 6 P: 6	R: 0 H: 0 E: 0 LOB: 0 K: 1 BB: 0 S: 5 P: 5	R: 2 H: 3 E: 0 LOB: 1 K: 0 BB: 0 S: 6 P: 6	R: 0 H: 0 E: 0 LOB: 0 K: 0 BB: 0 S: 3 P: 3	R: 0 H: 1 E: 0 LOB: 1 K: 1 BB: 0 S: 6 P: 6	R: 0 H: 0 E: 0 LOB: 0 K: 1 BB: 0 S: 5 P: 5	R: 0 H: 0 E: 0 LOB: 0 K: 1 BB: 0 S: 5 P: 5	R: 0 H: 1 E: 1 LOB: 1 K: 0 BB: 0 S: 4 P: 4	R: 0 H: 0 E: 0 LOB: 0 K: 0 BB: 1 S: 2 P: 6	R: 0 H: 0 E: 0 LOB: 0 K: 0 BB: 0 S: 3 P: 3	R: 0 H: 1 E: 0 LOB: 1 K: 0 BB: 0 S: 4 P: 4	1B: 7 SF: 0 2B: 1 SAC: 0 3B: 1 DP: 2 HR: 0 HBP: 0		WP: 0 PA: 49 PB: 0 SB: 0 CS: 0
PITCHER	IP WLS BF H R ER SO BB IBB HBP BLK WP HR S P ERA WHIP															
Pat Combs, L ERA: 3.81	(1, 1) 7.0 0 29 7 3 2 6 0 0 0 0 0 0 41 41 2.57 1.000															
Joe Boever, R ERA: 4.13	(8, 1) 2.0 0 6 0 0 0 2 0 0 0 0 0 0 10 10 0.00 0.000															
Roger McDowell, R ERA: 4.6	(10, 1) 1.0 0 4 1 0 0 0 0 0 0 0 0 0 4 4 0.00 1.000															
Darrel Akerfelds, R ERA: 3.03	(11, 1) 2.0 0 6 0 0 0 0 1 0 0 0 0 0 5 9 0.00 0.500															
Dennis Cook, L ERA: 3.25	(13, 1) 1.0 W 4 1 0 0 0 0 0 0 0 0 0 0 4 4 0.00 1.000															

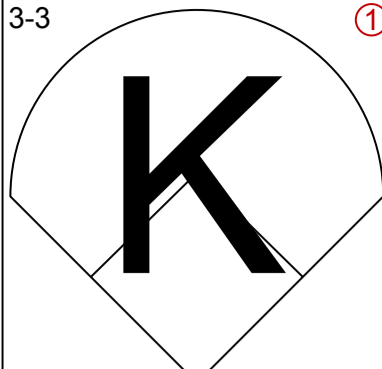
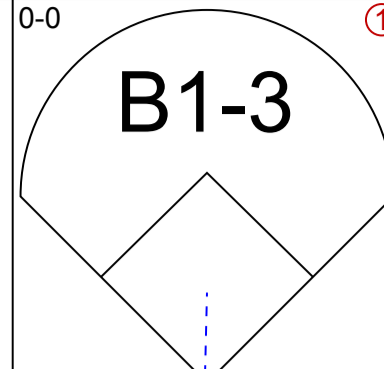
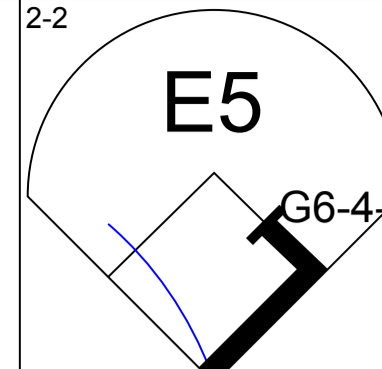
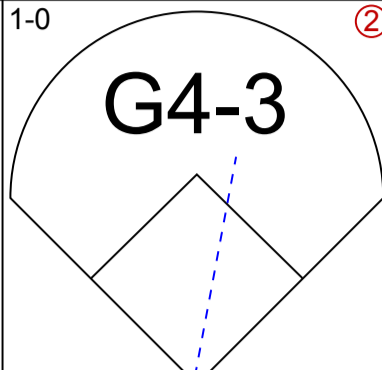
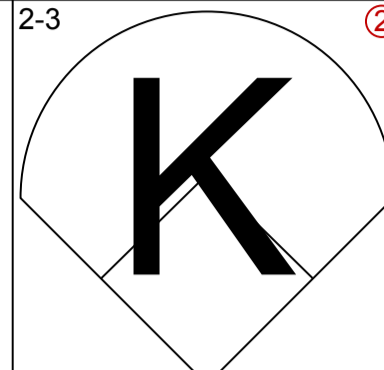
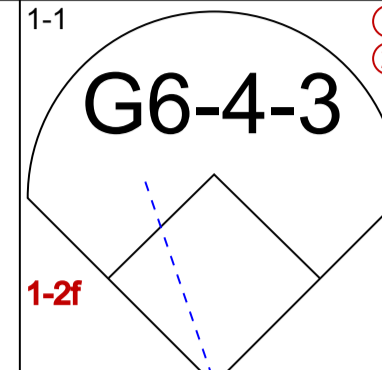
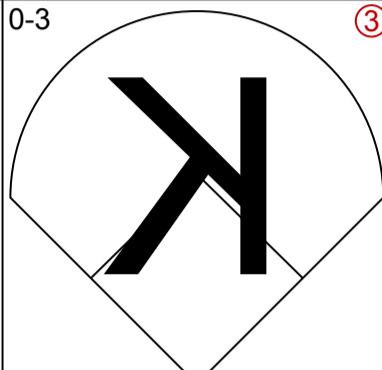
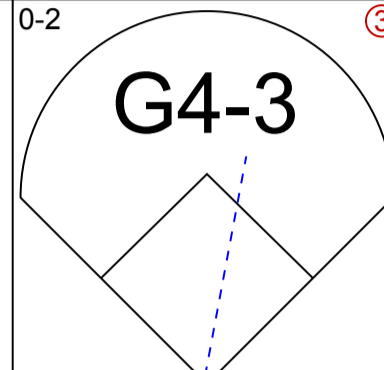
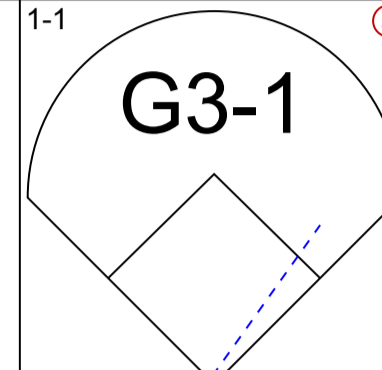
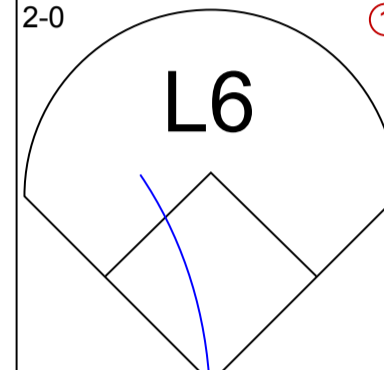
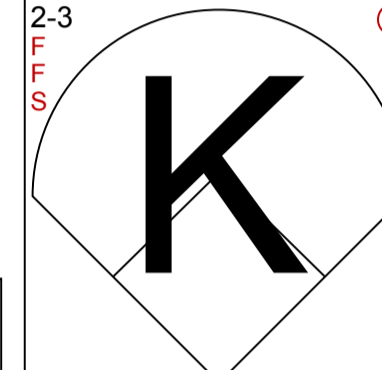
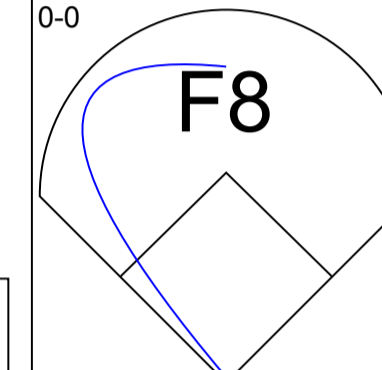
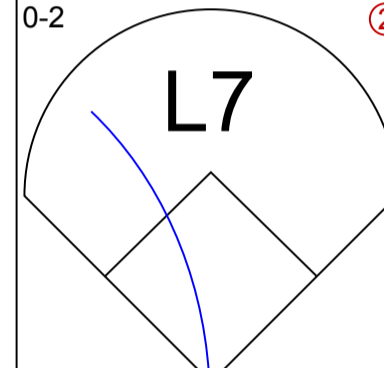
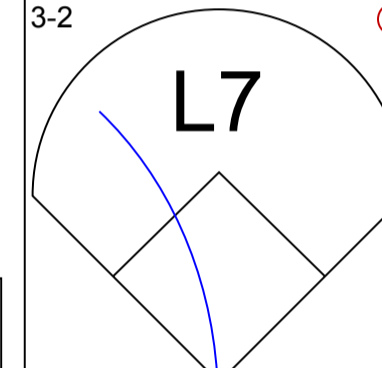
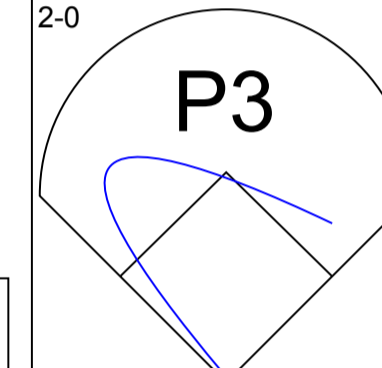
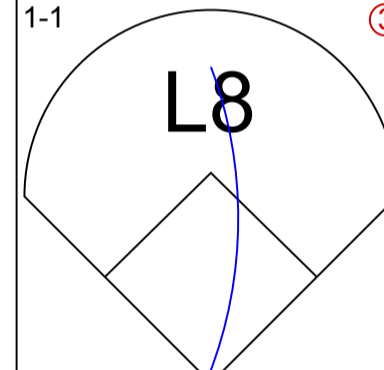
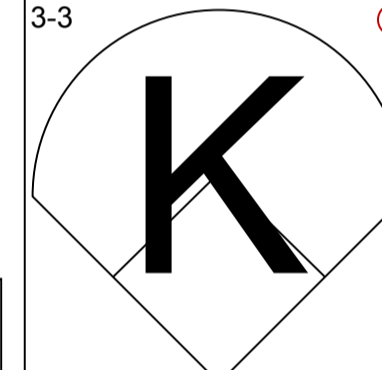
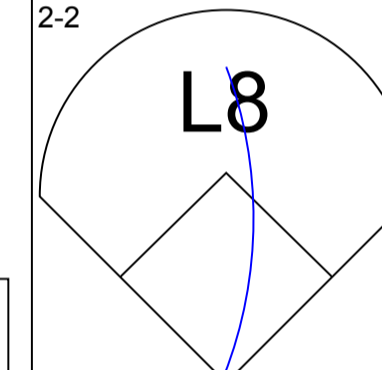
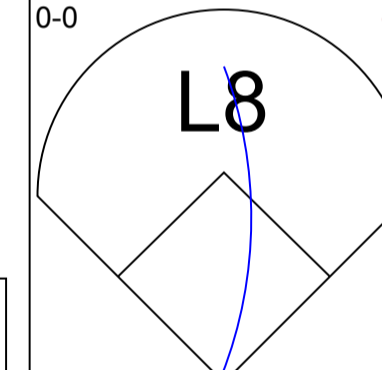
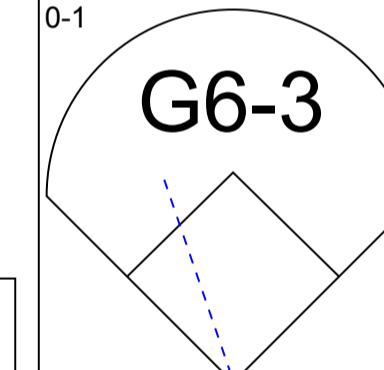
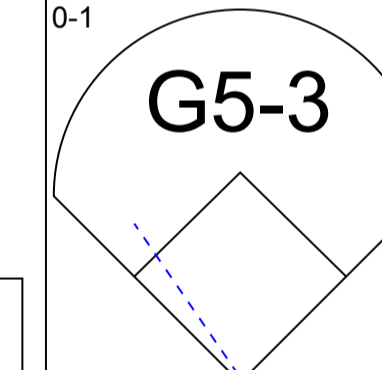
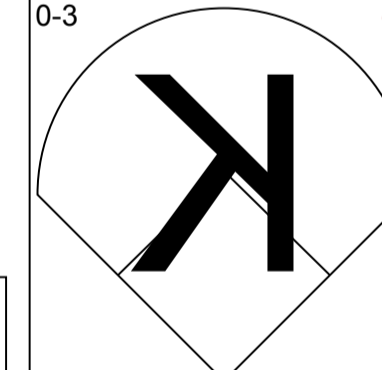
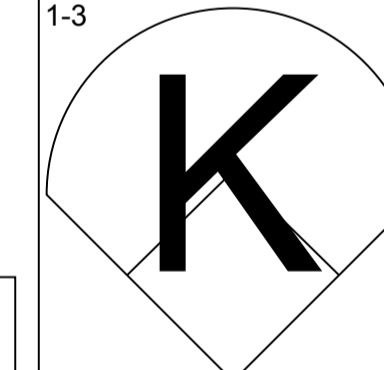
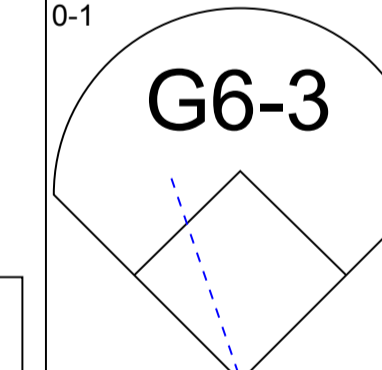
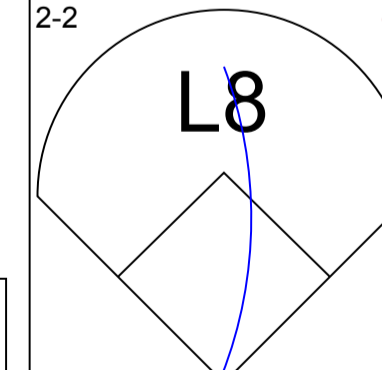
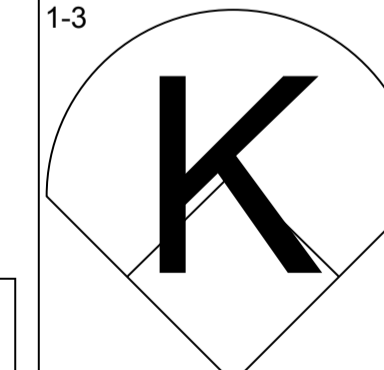
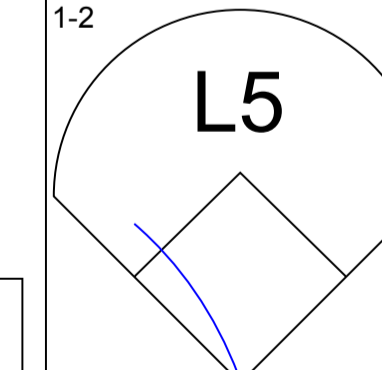
Batter	1	2	3	4	5	6	7	8	9	10	11	12	13	AB R H RBI BB SO LOB
Lenny Dykstra, L (1, 8) OBP: 0.448, SLG: 0.475	4-0 2B SF8 BB		4-0 F7 BB		4-3 ①		4-3 ② 1-2 2-3		0-0 SH1-4 1B	4-0 BB 1-2 2-3 BB		0-0 G3 ②		4 1 1 1 3 0 2
Darren Daulton, L (1, 2) OBP: 0.359, SLG: 0.417	0-0 1-3 2B		0-0 F7 1-2		0-0 F9 ②		0-0 L8 ③		0-0 SH1-4 1-2 2-3	0-0 BB 1-2 2-3		0-0 1B 1B		6 0 2 0 0 0 6
Von Hayes, L (1, 7) OBP: 0.384, SLG: 0.444	0-0 P5		0-0 1B 1B		0-0 G3 ③		0-0 K ①		4-0 IBB		0-0 3B	0-0 1-3 1B		6 1 3 0 1 1 2
Dale Murphy, R (1, 9) OBP: 0.309, SLG: 0.402	0-0 SF8		0-0 1B 1B		0-0 F9 ①		0-0 1B BB FC3-2-5-3		0-3 K ②		4-0 IBB IBB	0-0 P5 ③		4 0 1 1 2 1 5
John Kruk, L (1, 3) OBP: 0.382, SLG: 0.374	0-0 4-3		0-0 1-2 1B		0-0 F8 ②		0-0 1-3 1B FC3-2-5-3		0-0 6-3 ③		4-0 1-2 IBB		0-0 F8 ①	6 0 2 1 1 0 4
Tom Herr, S (1, 4) OBP: 0.320, SLG: 0.359		0-0 4-3 ①		0-0 L7 ③		0-0 4-3 ③		0-0 FC3-2-5-3 ②		0-3 K ①		0-3 K ①		4 0 0 0 0 0 4
Rod Booker, L (8, PR) OBP: 0.319, SLG: 0.325								1-2 3-H		0-3 K ③			0-0 4-3 WP 1B	3 1 1 0 0 2 3
Charlie Hayes, R (1, 5) OBP: 0.300, SLG: 0.366		0-0 4-3 ②		0-0 6-3 ①		0-0 6-3 ②		0-0 E6 FC3-6		0-0 F3 ②		0-3 K ②		7 0 0 0 0 2 6
Dickie Thon, R (1, 6) OBP: 0.320, SLG: 0.360		4-0 S BB		0-0 6-3 ②		0-0 FC3-6 E WP		0-0 1-2r		4-0 E 1B BB		0-0 BB 1B 1B		4 1 1 0 3 0 4
Pat Corbin, L (1, 1) Randy Senz, L (1, 1) Joe Bonner, R (1, 1) Si Castiglano, R (1, 1) Roger McDowell, R (1, 1) Camelio Martinez, R (1, 1) Darrel Akerfeldt, R (1, 1) Dennis Cook, L (1, 1) Dave Hollins, S (1, 1)		0-3 K ③		0-3 K ③		4-0 E BB		4-0 1-2 BB		0-0 SH1-4 1B		0-0 BB 1B		2 0 0 0 0 0 2 1 0 0 0 0 0 0 0 0 0 0 0 0 0 0 0 0 1 0 0 0 0 0 0 0 0 0 0 0 0 0 0 0 1 0 0 0 0 0 0 0 1 0 0 0 0 0 0 0 1 0 0 0 0 0 0 0 1 0 0 0 0 0 0 0

Inning Stats	R: 1 E: 0 K: 0 S: 4	H: 1 LOB: 1 BB: 1 P: 8	R: 0 E: 0 K: 1 S: 5	H: 0 LOB: 1 BB: 1 P: 9	R: 1 E: 0 K: 0 S: 5	H: 3 LOB: 2 BB: 1 P: 9	R: 0 E: 0 K: 1 S: 5	H: 0 LOB: 0 BB: 1 P: 5	R: 0 E: 0 K: 0 S: 3	H: 0 LOB: 0 BB: 0 P: 3	R: 0 E: 2 K: 0 S: 4	H: 0 LOB: 2 BB: 1 P: 8	R: 0 E: 0 K: 2 S: 8	H: 1 LOB: 2 BB: 1 P: 12	R: 1 E: 1 K: 1 S: 7	H: 1 LOB: 3 BB: 2 P: 15	R: 0 E: 0 K: 1 S: 7	H: 2 LOB: 3 BB: 1 P: 11	R: 0 E: 0 K: 2 S: 8	H: 1 LOB: 3 BB: 2 P: 16	R: 0 E: 0 K: 1 S: 7	H: 2 LOB: 2 BB: 0 P: 7	R: 1 E: 0 K: 0 S: 3	H: 1 LOB: 1 BB: 1 P: 7	1B: 10 2B: 1 3B: 1 HR: 0	SF: 1 SAC: 1 DP: 0 HBP: 0	WP: 2 PB: 0 SB: 2 CS: 0	PA: 63
PITCHER	IP	WLS	BF	H	R	ER	SO	BB	IBB	HBP	BLK	WP	HR	S	P	ERA	WHIP											
Michael LaCoss, R (1, 1) ERA: 2.25	6.1		27	4	2	2	2	4	0	0	0	1	0	27	43	2.84	1.263											
Mark Thurmond, L (7, 1) ERA: 2.59	1.0		3	0	0	0	1	0	0	0	0	0	0	5	5	0.00	0.000											
Jeff Brantley, R (8, 1) ERA: 1.56	2.2		17	4	1	1	3	3	1	0	0	0	0	19	35	3.38	2.625											
Francisco Oliveras, R (11, 1) ERA: 3.38	2.0		11	3	0	0	3	0	2	0	0	0	0	15	23	0.00	1.500											
Steve Bedrosian, R (13, 1) ERA: 5.28	0.2	L	5	1	1	1	0	0	1	0	0	1	0	3	7	13.50	1.500											

San Francisco Giants @ Philadelphia Phillies
Veterans Stadium, Philadelphia, PA
Tue Aug 14 1990, 7:05 PM EDT
Att: 29,538 - Unknown - 80 F

AB	50
R	4
H	12
RBI	3
BB	11
SO	9
LOB	39



Batter	1	2	3	4	5	6	7	8	9	AB R H RBI BB SO LOB	TOP									
Rick Parker, R OBP: 0.305, SLG: 0.354 (1, 8) (7, 9)	3-3 			0-0 			2-2 			3 0 0 0 0 1 0	San Francisco Giants @ Philadelphia Phillies Veterans Stadium, Philadelphia, PA Wed Aug 15 1990, 7:05 PM EDT Att. 32,156 - Unknown - 75 F									
Dave Anderson, R OBP: 0.325, SLG: 0.410 Kelly Downs, R (7, 1)	1-0 			2-3 			1-1 SAFE 			3 0 0 0 0 1 1 0 0 0 0 0 0 0										
Will Clark, L OBP: 0.349, SLG: 0.451 (1, 3)	0-3 			0-2 			1-1 			3 0 0 0 0 1 0										
Kevin Mitchell, R OBP: 0.368, SLG: 0.555 (1, 7)		2-0 			2-3 			0-0 		3 0 0 0 0 1 0										
Matt Williams, R OBP: 0.314, SLG: 0.473 (1, 5)		0-2 			3-2 			2-0 		3 0 0 0 0 0 0										
Greg Litton, R OBP: 0.296, SLG: 0.292 (7, 4)		1-1 			3-3 			2-2 		3 0 0 0 0 1 0										
Terry Kennedy, L OBP: 0.343, SLG: 0.376 Bill Bathe, R OBP: 0.361, SLG: 0.467 (9, PH)			0-0 		0-1 			0-1 		2 0 0 0 0 0 0 1 0 0 0 0 0 0										
Jose Uribe, S OBP: 0.296, SLG: 0.320 (1, 6)			0-3 		1-3 			0-1 		3 0 0 0 0 2 0										
Don Robinson, R OBP: 0.156, SLG: 0.244 Mike Kingery, L OBP: 0.315, SLG: 0.286 Gary Carter, R OBP: 0.335, SLG: 0.429 (9, PH)			2-2 		1-3 			1-2 		2 0 0 0 0 1 0 0 0 0 0 0 0 0 1 0 0 0 0 0 0										
Inning Stats	R: 0 E: 0 K: 2 S: 8	H: 0 LOB: 0 BB: 0 P: 12	R: 0 E: 0 K: 0 S: 6	H: 0 LOB: 0 BB: 0 P: 9	R: 0 E: 0 K: 1 S: 9	H: 0 LOB: 0 BB: 0 P: 11	R: 0 E: 0 K: 1 S: 7	H: 0 LOB: 0 BB: 0 P: 9	R: 0 E: 0 K: 2 S: 17	H: 0 LOB: 0 BB: 0 P: 25	R: 0 E: 1 K: 0 S: 7	H: 0 LOB: 0 BB: 0 P: 11	R: 0 E: 0 K: 0 S: 5	H: 0 LOB: 0 BB: 0 P: 9	R: 0 E: 0 K: 0 S: 8	H: 0 LOB: 0 BB: 0 P: 9	1B: 0 2B: 0 3B: 0 HR: 0	SF: 0 SAC: 0 DP: 1 HBP: 0	WP: 0 PB: 0 SB: 0 CS: 0	PA: 27
PITCHER Terry Mulholland, L ERA: 3.99 (1, 1)	IP: 9.0 WLS: W BF: 27 H: 0 R: 0 ER: 0 SO: 8 BB: 0 IBB: 0 HBP: 0 BLK: 0 WP: 0 HR: 0 S: 75 P: 105 ERA: 0.00 WHIP: 0.000																			

AB	27
R	0
H	0
RBI	0
BB	0
SO	8
LOB	1



livebaseballscorecards.com

Batter	1	2	3	4	5	6	7	8	9	AB	R	H	RBI	BB	SO	LOB
Lenny Dykstra, L OBP: 0.447, SLG: 0.475 <small>(1, 8)</small>	G6-3 1-0		L4 1-0		HR 2B 2-2	G6-3 0-1				4	1	1	1	0	0	2
Darren Daulton, L OBP: 0.361, SLG: 0.426 <small>(1, 2)</small>	BB 1B 4-2		P3 1-0		HR 2H 1-1		G5-3 3-2			3	2	1	2	1	0	0
Von Hayes, L OBP: 0.365, SLG: 0.441 <small>(1, 7)</small>	BB 1B 4-2		CS BB 4-2		F8 2-1		F8 0-0			2	0	0	0	2	0	0
Dale Murphy, R OBP: 0.307, SLG: 0.398 <small>(1, 9)</small>	P3 0-0		CS 1-2 1-0	F7 1-1		F9 1-1	L7 0-1			4	0	0	0	0	0	2
John Kruk, L OBP: 0.383, SLG: 0.379 <small>(1, 3)</small>	1B 1-2 2-H 1-0			L8 0-0		1B 2B 2-1		G1-6-3 1-1		4	1	2	1	0	0	0
Tom Herr, S OBP: 0.322, SLG: 0.359 <small>(1, 4)</small>	K 0-3			G3 2-1		1B 1B IBB 4-0		FC5-4 1B 2-2		3	1	1	0	1	1	2
Charlie Hayes, R OBP: 0.300, SLG: 0.365 <small>(1, 5)</small>		F9 0-0			G5-3 0-0	1B 1B 1-2 2-H 0-0		P3 1-1		4	0	1	1	0	0	1
Dickie Thon, R OBP: 0.320, SLG: 0.359 <small>(1, 6)</small>		F9 0-0			2B 1B 1-0	F8 1-2		FC5-4 0-0 1-2		4	1	1	0	0	0	3
Terry Mulholland, R OBP: 0.150, SLG: 0.154 <small>(1, 1)</small>		K 0-3			K 0-3	1B 1-3 2-H 0-0				3	0	1	1	0	2	1

BOTTOM

San Francisco Giants @ Philadelphia Phillies
Veterans Stadium, Philadelphia, PA
Wed Aug 15 1990, 7:05 PM EDT
Att: 32,156 - Unknown - 75 F

livebaseballscorecards.com

AB	31
R	6
H	8
RBI	6
BB	4
SO	3
LOB	11



Inning Stats	R	H	E	K	S	R	H	E	K	S	R	H	E	K	S	R	H	E	K	S	R	H	E	K	S	R	H	E	K	S	1B	2B	3B	HR	SF	SAC	DP	HBP	WP	PA	ERA	WHIP		
PITCHER Don Robinson, R ERA: 3.99 Kelly Downs, R ERA: 1.5	1	1	0	1	12	0	0	0	1	5	0	0	0	1	5	3	3	0	1	13	2	2	0	0	9	0	0	0	0	0	0	0	0	0	0	0	13	0	0	0	0	36	9.00	1.667
Don Robinson, R ERA: 3.99	6	6	0	1	28	0	0	0	3	3	0	0	0	1	0	0	0	0	1	13	2	2	0	0	9	0	0	0	0	0	0	0	0	0	0	0	0	0	0	36	9.00	1.667		
Kelly Downs, R ERA: 1.5	2	1	0	1	7	0	0	0	0	0	0	0	0	0	0	0	0	0	0	0	0	0	0	0	0	0	0	0	0	0	0	0	0	0	0	0	0	0	0	36	0.00	0.500		

Batter	1	2	3	4	5	6	7	8	9	AB R H RBI BB SO LOB	TOP																
Brett Butler, L (1, 8) OBP: 0.387, SLG: 0.348	0-3 K	1-0 BB HBP		0-0 1-2 1B		4-0 1-2 1B BB		0-0 F9		3 1 1 0 1 1 0																	
Dave Anderson, R (1, 4) OBP: 0.341, SLG: 0.415	0-0 1B	4-0 1-2 2-3 3-H BB		0-0 L9		0-0 G3		0-0 1B		4 0 2 1 1 0 4																	
Will Clark, L (1, 3) OBP: 0.350, SLG: 0.450	0-0 F8	0-3 K			4-0 F9 BB	0-0 BB 1B		0-3 K		4 0 1 2 1 2 5																	
Kevin Mitchell, R (1, 7) OBP: 0.369, SLG: 0.550	0-0 F8		0-0 5-3		4-0 1-2 BB	4-0 1-2 BB		0-0 F9		3 0 0 0 2 0 1																	
Matt Williams, R (1, 5) OBP: 0.313, SLG: 0.470		0-0 1B 1B	0-0 P4		0-0 F9	0-0 F3		0-0 5-3		5 1 1 0 0 0 4																	
Greg Litton, R (1, 9) OBP: 0.254, SLG: 0.289		0-0 SH1-4 1-3 BB 1B	0-0 6-3		0-0 F9		0-3 K	0-3 K		5 1 1 0 0 2 2																	
Terry Kennedy, L (1, 2) OBP: 0.345, SLG: 0.378		0-0 BB SH1-4 1-2 3-H 1B		0-0 1-6-5-4 WP 1B	0-0 G3		0-0 F5			4 0 2 1 0 0 2																	
Jose Uribe, S (1, 6) OBP: 0.293, SLG: 0.317		0-0 F8		0-0 1-6-5-4-1 1-3f		0-0 F9	0-0 6-3			4 0 0 0 0 0 3																	
John Burkett, R (1, 1) OBP: 0.163, SLG: 0.068		0-0 SH1-4		4-0 1B		4-0 G3 BB 1B BB		0-3 K		0 0 0 0 1 0 0																	
Rick Parker, R (6, PH) OBP: 0.311, SLG: 0.354										0 1 0 0 1 0 0																	
Francisco Oliveras, R (6, 1)										0 0 0 0 0 0 0																	
Ernest Riles, L (8, PH) OBP: 0.325, SLG: 0.392										1 0 0 0 0 1 0																	
Mark Thurmond, L (8, 1)										0 0 0 0 0 0 0																	
Inning Stats	R: 0 E: 0 K: 1 S: 6	H: 1 LOB: 1 BB: 0 P: 6	R: 2 E: 0 K: 1 S: 8	H: 3 LOB: 3 BB: 1 P: 13	R: 0 E: 0 K: 0 S: 3	H: 0 LOB: 0 BB: 0 P: 3	R: 0 E: 0 K: 0 S: 4	H: 2 LOB: 2 BB: 1 P: 8	R: 0 E: 0 K: 0 S: 3	H: 0 LOB: 2 BB: 2 P: 11	R: 2 E: 0 K: 0 S: 4	H: 1 LOB: 2 BB: 3 P: 16	R: 0 E: 0 K: 1 S: 5	H: 0 LOB: 0 BB: 0 P: 5	R: 0 E: 0 K: 2 S: 8	H: 1 LOB: 1 BB: 0 P: 8	R: 0 E: 0 K: 1 S: 5	H: 0 LOB: 0 BB: 0 P: 5	1B: 8 2B: 1 3B: 0 HR: 0	SF: 0 SAC: 1 DP: 1 HBP: 1	WP: 1 PB: 0 SB: 0 CS: 0	PA: 42					
PITCHER	IP	WLS	BF	H	R	ER	SO	BB	IBB	HBP	BLK	WP	HR	S	P	ERA	WHIP										
Jason Grimsley, R (1, 1) ERA: 3.27	4.0		22	6	2	2	2	4	0	1	0	1	0	21	38	4.50	2.500										
Dennis Cook, L (5, 1) ERA: 3.36	1.2		9	1	2	2	0	3	0	0	0	0	0	6	18	10.80	2.400										
Darrel Akerfelds, R (6, 1) ERA: 3.01	0.1		1	0	0	0	0	0	0	0	0	0	0	1	1	0.00	0.000										
Joe Boever, R (7, 1) ERA: 3.99	2.0		7	1	0	0	3	0	0	0	0	0	0	13	13	0.00	0.500										
Roger McDowell, R (9, 1) ERA: 4.52	1.0	W	3	0	0	0	1	0	0	0	0	0	0	5	5	0.00	0.000										

San Francisco Giants @ Philadelphia Phillies
Veterans Stadium, Philadelphia, PA

Thu Aug 16 1990, 3:33 AM EDT
Att. 37,340 - Unknown - 81 F

livebaseballscorecards.com

AB	33
R	4
H	8
RBI	4
BB	7
SO	6
LOB	21



Batter	1	2	3	4	5	6	7	8	9	AB R H RBI BB SO LOB
Lenny Dykstra, L OBP: 0.448, SLG: 0.478 (1, 8) X	0-0 2B SF9 1B	4-0 BB BB		0-0 1-3 1B 2B		0-0 4-3			0-0 6-3	4 2 2 0 1 0 0
Darren Daulton, L OBP: 0.367, SLG: 0.431 (1, 2) X	0-0 SF9 1B 2B	4-0 1-2 BB		0-0 2-H 3-H 1B			0-0 P4		4-0 HR BB	3 2 2 2 2 0 0
Von Hayes, L OBP: 0.383, SLG: 0.448 (1, 7) X	0-0 SF9 2-3 3-H	0-0 3-1		0-3 K			0-0 P5		0-0 HR 1-H	4 1 1 3 0 1 4
Carmelo Martinez, R OBP: 0.344, SLG: 0.409 (1, 3) X	0-0 1B 1B 3-H		0-0 G4-6-3 1B		0-0 FC6-5 S 1B		0-0 F7			4 0 3 1 0 0 0
John Kruk, L OBP: 0.381, SLG: 0.377 (1, 9) X	0-0 1-2 1B G6-3		0-0 G4-6-3		0-0 L8 1-2			0-0 P5		4 0 1 0 0 0 2
Tom Herr, S OBP: 0.321, SLG: 0.358 (1, 4) X	0-0 G6-3 1-2f		0-0 1B		0-0 FC6-5 2-3			0-0 F8		4 0 1 0 0 0 3
Charlie Hayes, R OBP: 0.300, SLG: 0.366 (1, 5)		0-0 E4 G3		0-0 F9		0-3 K		0-0 2B		4 0 1 0 0 1 1
Dickie Thon, R OBP: 0.319, SLG: 0.356 (1, 6)		0-0 P3		0-0 4-3		0-0 5-3		4-0 IBB		3 0 0 0 1 0 1
Jason Grimsley, R OBP: 0.400, SLG: 0.250 (1, 1) Dennis Cook, L OBP: 0.287, SLG: 0.378 (5, 1) Darrel Akerfeldt, R OBP: 0.200, SLG: 0.200 (6, PH) Dale Murphy, R OBP: 0.390, SLG: 0.397 (7, 1) Joe Boever, R OBP: 0.344, SLG: 0.340 (8, PH) Randy Ready, R OBP: 0.344, SLG: 0.340 (8, PH) Roger McDowell, R OBP: 0.344, SLG: 0.340 (9, 1)		0-0 G3		4-0 2B 1B BB		0-3 K		0-3 K		1 1 0 0 0 1 0 1 0 0 0 0 0 0 0 0 0 0 0 0 0 0 0 0 1 0 0 0 0 0 1 0 0 0 0 0 0 0 0 0 1 0 0 0 0 0 1 2 0 0 0 0 0 0 0 0

Inning Stats	R: 2 E: 0 K: 0 S: 6	H: 4 LOB: 1 BB: 0 P: 6	R: 0 E: 1 K: 0 S: 4	H: 0 LOB: 3 BB: 2 P: 12	R: 0 E: 0 K: 0 S: 3	H: 2 LOB: 1 BB: 0 P: 3	R: 2 E: 0 K: 1 S: 7	H: 2 LOB: 1 BB: 1 P: 11	R: 0 E: 0 K: 1 S: 6	H: 1 LOB: 1 BB: 0 P: 6	R: 0 E: 0 K: 1 S: 5	H: 0 LOB: 0 BB: 0 P: 5	R: 0 E: 0 K: 0 S: 3	H: 0 LOB: 0 BB: 0 P: 3	R: 0 E: 0 K: 1 S: 6	H: 1 LOB: 2 BB: 1 P: 10	R: 2 E: 0 K: 0 S: 2	H: 1 LOB: 0 BB: 1 P: 6	1B: 7 2B: 3 3B: 0 HR: 1	SF: 1 SAC: 0 DP: 2 HBP: 0	WP: 0 PB: 0 SB: 1 CS: 0	PA: 39
PITCHER	IP	WLS	BF	H	R	ER	SO	BB	IBB	HBP	BLK	WP	HR	S	P	ERA	WHIP					
John Burkett, R ERA: 3.44 (1, 1)	5.0		25	9	4	4	2	3	0	0	0	0	0	26	38	7.20	2.400					
Francisco Oliveras, R ERA: 3.12 (6, 1)	2.0		6	0	0	0	1	0	0	0	0	0	0	8	8	0.00	0.000					
Mark Thurmond, L ERA: 2.88 (8, 1)	1.1	L	8	2	2	2	1	1	1	0	0	0	1	8	16	13.50	2.250					

BOTTOM


San Francisco Giants @ Philadelphia Phillies
Veterans Stadium, Philadelphia, PA

Thu Aug 16 1990, 3:33 AM EDT
Att: 37,340 - Unknown - 81 F

livebaseballscorecards.com

AB	33
R	6
H	11
RBI	6
BB	5
SO	4
LOB	14



Batter	1	2	3	4	5	6	7	8	9	AB R H RBI BB SO LOB	TOP	
Lenny Dykstra, L OBP: 0.444, SLG: 0.472 (1, 8) B C B F X	2-2 G3 1	2-2 F9 3		2-0 F9 2		2-1 G1-3 2		0-0 L9 1		5 0 0 0 0 0 4		
Darren Daulton, L OBP: 0.367, SLG: 0.429 (1, 2) B B B	4-0 1B BB		1-0 G3 1	0-0 G4-3 3		1-1 BB 1B		3-2 G3 2		4 0 1 1 1 0 1		
Von Hayes, L OBP: 0.383, SLG: 0.445 (1, 7) F B SAFE 1 B X	3-1 F9 2		2-0 G4-3 2		2-2 G6-3 1B	4-0 1-2 BB		2-2 F8 3		4 0 1 0 1 0 1		
Dale Murphy, R OBP: 0.307, SLG: 0.404 (1, 9) F C B B X	2-2 1-3 1B		0-0 HR		0-1 G6-3 1-2f	2-3 BB		1-1 G5-6-3 1		5 1 2 1 0 1 3		
John Kruk, L OBP: 0.379, SLG: 0.372 (1, 3) X	0-0 F8 3		4-2 1B BB		1-0 E6 S		1-0 G3 1		1-3 K 2	4 0 0 0 1 1 2		
Tom Herr, S OBP: 0.325, SLG: 0.361 (1, 4) C C C		0-3 K 1	0-2 1-2 1B		4-1 1-2 BB		1-1 2B		0-0 L6 3	4 0 2 0 1 1 0		
Charlie Hayes, R OBP: 0.299, SLG: 0.363 (1, 5) B B B B		4-1 BB BB	0-0 F8 3		0-0 L4 3		2-3 K 2			3 0 0 0 1 1 5	AB 35 R 2 H 8 RBI 2 BB 7 SO 6 LOB 22	
Dickie Thon, R OBP: 0.325, SLG: 0.367 (1, 6) B B B B		4-0 1-2 BB		0-0 FC1-5 2B		1-1 1B 3B	4-0 IBB			2 1 2 0 2 0 0		
Jose De Jesus, R OBP: 0.192, SLG: 0.130 (1, 1) M SAFE C C C		0-3 K 2		0-0 FC1-5 2-3		0-0 F8 1	0-3 K 3			4 0 0 0 0 2 6		
Inning Stats	R: 0 E: 0 K: 0 S: 9 H: 1 LOB: 2 BB: 1 P: 20	R: 0 E: 0 K: 2 S: 10 H: 0 LOB: 2 BB: 2 P: 20	R: 1 E: 0 K: 0 S: 11 H: 2 LOB: 2 BB: 1 P: 18	R: 0 E: 0 K: 0 S: 4 H: 1 LOB: 1 BB: 0 P: 6	R: 0 E: 1 K: 0 S: 8 H: 1 LOB: 2 BB: 1 P: 15	R: 1 E: 0 K: 1 S: 11 H: 2 LOB: 2 BB: 1 P: 21	R: 0 E: 0 K: 2 S: 10 H: 1 LOB: 2 BB: 1 P: 18	R: 0 E: 0 K: 0 S: 8 H: 0 LOB: 0 BB: 0 P: 13	R: 0 E: 0 K: 1 S: 6 H: 0 LOB: 0 BB: 0 P: 8	1B: 4 2B: 2 3B: 1 HR: 1 SF: 0 SAC: 0 DP: 1 HBP: 0	WP: 0 PB: 0 SB: 1 CS: 0 PA: 42	
PITCHER	IP WLS BF H R ER SO BB IBB HBP BLK WP HR S P ERA WHIP											
Calvin Schiraldi, R ERA: 3.99 (1, 1)	6.0 L 31 7 2 2 3 6 0 0 0 0 0 1 53 100 3.00 2.167											
Greg Harris, R ERA: 2.36 (7, 1)	2.0 8 1 0 0 2 0 1 0 0 0 0 0 18 31 0.00 0.500											
Eric Show, R ERA: 5.91 (9, 1)	1.0 3 0 0 0 1 0 0 0 0 0 0 0 6 8 0.00 0.000											

Philadelphia Phillies @ San Diego Padres
 Jack Murphy Stadium, San Diego, CA
 Fri Aug 17 1990, 10:05 PM EDT
 Att. 18,488 - Unknown

livebaseballscorecards.com

Batter	1	2	3	4	5	6	7	8	9	AB R H RBI BB SO LOB
Roberto Alomar, S OBP: 0.351, SLG: 0.383 (1, 4) C S X	0-2 1B G6-3 1B		1-1 1B		1-3 K			2-1 G6-3		4 1 2 0 0 1 1
Garry Templeton, S OBP: 0.279, SLG: 0.364 (1, 6) X	0-0 L7		0-0 L8			0-0 G4-3			2-3 K	4 0 0 0 0 1 2
Tony Gwynn, L OBP: 0.366, SLG: 0.429 (1, 9) F B B X	2-1 G6-3 1B 1-3		0-0 G1-3			1-0 L8			0-1 E S 1B	4 0 2 0 0 0 1
Joe Carter, R OBP: 0.292, SLG: 0.419 (1, 7) C B X	1-1 G6-3 1-2		1-1 G6-3			1-1 G6-3			3-3 K 1-3	4 0 0 1 0 1 2
Benito Santiago, R OBP: 0.366, SLG: 0.488 (1, 2) F F X	0-2 L7		0-1 G6-3			0-0 G6-4-3 1B			0-0 G4-3	4 0 1 0 0 0 2
Jack Clark, R OBP: 0.431, SLG: 0.543 (1, 3) C B B C T B		3-3 K	0-0 L9			1-2 G6-4-3 1-2f				3 0 0 0 0 1 1
Mike Pagliarulo, L OBP: 0.328, SLG: 0.356 (1, 5) C B B X		2-1 G5-3			1-3 K			0-0 P5		3 0 0 0 0 1 0
Shawn Abner, R OBP: 0.306, SLG: 0.333 (1, 8) B C X		1-1 L8			2-2 G5-3			0-0 G6-3		3 0 0 0 0 0 0
Calvin Schiraldi, R OBP: 0.250, SLG: 0.467 (1, 1) F C S			0-3 K		0-0 2B			0-3 K		2 0 1 0 0 1 0
Greg Harris, R OBP: 0.100, SLG: 0.300 (7, 1)										0 0 0 0 0 0 0
Bip Roberts, S OBP: 0.363, SLG: 0.410 (8, PH)										1 0 0 0 0 1 0
Eric Show, R OBP: 0.208, SLG: 0.250 (9, 1)										0 0 0 0 0 0 0


Inning Stats	R: 1	H: 2	E: 0	K: 0	S: 11	LOB: 1	BB: 0	P: 14	R: 0	H: 0	E: 0	K: 1	S: 7	LOB: 0	BB: 0	P: 13	R: 0	H: 1	E: 0	K: 1	S: 7	LOB: 1	BB: 0	P: 8	R: 0	H: 0	E: 0	K: 0	S: 5	LOB: 0	BB: 0	P: 6	R: 0	H: 1	E: 0	K: 2	S: 11	LOB: 1	BB: 0	P: 15	R: 0	H: 0	E: 0	K: 0	S: 4	LOB: 0	BB: 0	P: 6	R: 0	H: 1	E: 0	K: 0	S: 5	LOB: 0	BB: 0	P: 6	R: 0	H: 0	E: 0	K: 1	S: 7	LOB: 0	BB: 0	P: 9	R: 0	H: 1	E: 1	K: 2	S: 10	LOB: 1	BB: 0	P: 15	1B: 5	2B: 1	3B: 0	HR: 0	SF: 0	SAC: 0	DP: 1	HBP: 0	WP: 0	PB: 0	SB: 1	CS: 0	PA: 32
PITCHER Jose De Jesus, R ERA: 3.35 (1, 1)	IP	WLS	BF	H	R	ER	SO	BB	IBB	HBP	BLK	WP	HR	S	P	ERA	WHIP																																																																				
	9.0	W	32	6	1	1	7	0	0	0	0	0	0	67	92	1.00	0.667																																																																				
	PITCHER																		IP	WLS	BF	H	R	ER	SO	BB	IBB	HBP	BLK	WP	HR	S	P	ERA	WHIP																																																		

BOTTOM

Philadelphia Phillies @ San Diego Padres
Jack Murphy Stadium, San Diego, CA

Fri Aug 17 1990, 10:05 PM EDT
Att. 18,488 - Unknown

AB	32
R	1
H	6
RBI	1
BB	0
SO	7
LOB	9



Batter	1	2	3	4	5	6	7	8	9	AB R H RBI BB SO LOB	TOP	
Lenny Dykstra, L (1, 8) OBP: 0.441, SLG: 0.469	1-2 P6		0-0 F8 G6-3 1B		2-1 G3		3-2 G4-3		0-0 F8	5 0 1 0 0 0 0		
Darren Daulton, L (1, 2) OBP: 0.366, SLG: 0.425	4-0 G6-3 BB		2-1 G6-3		1-0 G4-3		0-0 F8			3 0 0 0 1 0 1		
Von Hayes, L (1, 7) OBP: 0.382, SLG: 0.442	2-2 G6-3 1-2f		0-1 F8		4-1 BB		2-3 K			3 0 0 0 1 1 2		
Dale Murphy, R (1, 9) OBP: 0.307, SLG: 0.402		2-3 K	0-3 K		3-1 G5-3			1-1 G4-6-3 1B		4 0 1 0 0 2 2		
John Kruk, L (1, 3) OBP: 0.383, SLG: 0.383		2-2 1B 3B		0-0 2B G6-3 1B		1-1 BB 1B		2-2 G4-6-3 1-2f		4 2 3 0 0 0 1		
Randy Ready, R (1, 4) OBP: 0.342, SLG: 0.333		1-2 F8		1-1 F9		2-0 F8		4-2 BB		3 0 0 0 1 0 3		
Charlie Hayes, R (1, 5) OBP: 0.303, SLG: 0.368		1-1 1B 1B		1-2 1-3 2B		4-0 1-2 BB		2-3 K		3 0 2 1 1 1 1		
Dickie Thon, R (1, 6) OBP: 0.324, SLG: 0.366		3-H 2-0 1-2 1B		0-0 G6-3		2-3 K		1-1 F8		4 0 1 1 0 1 3		
Tommy Greene, R (1, 1) Darrel Akerfelds, R (6, 1) Tom Herr, S (9, PH) OBP: 0.200, SLG: 0.200 OBP: 0.324, SLG: 0.361		1-2 P3		0-0 F8		1-1 G5-6-3		2-3 K		3 0 0 0 0 0 5 0 0 0 0 0 0 0 1 0 0 0 0 1 0		
Inning Stats	R: 0 E: 0 K: 0 S: 6 H: 0 LOB: 0 BB: 1 P: 13	R: 1 E: 0 K: 1 S: 17 H: 3 LOB: 2 BB: 0 P: 26	R: 0 E: 0 K: 1 S: 8 H: 1 LOB: 1 BB: 0 P: 10	R: 1 E: 0 K: 0 S: 9 H: 2 LOB: 1 BB: 0 P: 11	R: 0 E: 0 K: 0 S: 6 H: 0 LOB: 1 BB: 1 P: 16	R: 0 E: 0 K: 1 S: 10 H: 1 LOB: 2 BB: 1 P: 20	R: 0 E: 0 K: 1 S: 7 H: 0 LOB: 0 BB: 0 P: 12	R: 0 E: 0 K: 1 S: 11 H: 1 LOB: 1 BB: 1 P: 20	R: 0 E: 0 K: 1 S: 7 H: 0 LOB: 0 BB: 0 P: 10	1B: 6 2B: 1 3B: 1 HR: 0 SF: 0 SAC: 0 DP: 2 HBP: 0	WP: 0 PB: 0 SB: 1 CS: 0 PA: 37	
PITCHER	IP WLS BF H R ER SO BB IBB HBP BLK WP HR S P ERA WHIP											
Andy Benes, R (1, 1) ERA: 3.69	6.0 W 27 7 2 2 3 3 0 0 0 0 0 0 56 96 3.00 1.667											
Rich Rodriguez, L (7, 1) ERA: 2.96	1.0 3 0 0 0 1 0 0 0 0 0 0 0 7 12 0.00 0.000											
Greg Harris, R (8, 1) ERA: 2.34	1.0 4 1 0 0 1 1 0 0 0 0 0 0 11 20 0.00 2.000											
Craig Lefferts, L (9, 1) ERA: 2.53	1.0 S 3 0 0 0 1 0 0 0 0 0 0 0 7 10 0.00 0.000											

Philadelphia Phillies @ San Diego Padres
 Jack Murphy Stadium, San Diego, CA
 Sat Aug 18 1990, 10:05 PM EDT
 Att: 35,145 - Unknown

AB	33
R	2
H	8
RBI	2
BB	4
SO	6
LOB	18



Batter	1	2	3	4	5	6	7	8	9
Bip Roberts, S OBP: 0.360, SLG: 0.406 (1, 7)	1-2 G6-3		1-0 F7			0-0 F8	1-2 G4-3		
Roberto Alomar, S OBP: 0.348, SLG: 0.379 (1, 4)	2-2 G4-3			1-1 G4-3		2-2 G4-3	1-1 L7		
Tony Gwynn, L OBP: 0.369, SLG: 0.432 (1, 9)	3-2 1B			0-2 G5-3 1B		0-0 HR 1B		2-1 F7	
Jack Clark, R OBP: 0.429, SLG: 0.550 (1, 3)	0-1 G6-3			0-0 G5-3		3-2 HR		1-3 K	
Joe Carter, R OBP: 0.290, SLG: 0.416 (1, 8)		1-1 G6-3		1-1 G4-3		0-1 E6 1B		0-1 L8	
Benito Santiago, R OBP: 0.365, SLG: 0.484 (1, 2)		2-2 P3			1-2 F8	4-1 1B BB			
Mike Pagliarulo, L OBP: 0.331, SLG: 0.360 (1, 5)		2-2 CS 1B			0-1 F8	0-0 1B			
Garry Templeton, S OBP: 0.277, SLG: 0.361 (1, 6)		1-2 CS	0-2 G1-3		3-1 G4-3	1-2 F8			
Andy Benes, R OBP: 0.186, SLG: 0.089 (1, 1)			1-0 L6			0-0 1B HR 1B	3-1 G6-3		
Phil Stephenson, L OBP: 0.340, SLG: 0.365 (6, PH)									
Rich Rodriguez, L OBP: 0.304, SLG: 0.331 (7, PH)									
Shawn Abner, R OBP: 0.304, SLG: 0.331 (7, PH)									
Greg Harris, R OBP: 0.160, SLG: 0.300 (8, 1)									
Craig Leferts, L OBP: 0.250, SLG: 0.250 (9, 1)									

AB	R	H	RBI	BB	SO	LOB
4	0	0	0	0	0	1
4	0	0	0	0	0	1
4	1	3	0	0	0	0
4	1	1	3	0	1	2
4	1	0	0	0	0	1
2	0	0	0	1	0	0
3	0	2	1	0	0	0
3	0	0	0	0	0	2
1	0	0	0	0	0	0
1	1	1	0	0	0	0
0	0	0	0	0	0	0
1	0	0	0	0	0	0
0	0	0	0	0	0	0
0	0	0	0	0	0	0

WP	HR	S	P	ERA	WHIP
0	0	0	33	0.00	0.857

Inning Stats	R	H	E	K	S	H	LOB	BB	P	R	H	E	K	S	H	LOB	BB	P	ERA	WHIP
	0	1	0	0	17	0	1	0	23	0	0	0	0	12	0	0	0	18	0.00	0.857
	0	0	0	0	6	0	0	0	8	0	0	0	0	6	0	0	0	0	4.76	1.059
	4	4	1	0	19	0	2	0	29	0	0	0	0	8	0	1	0	13	0.00	0.857
	0	0	0	0	7	0	0	0	10	0	0	0	0	12	0	0	0	10	0.00	0.857

Philadelphia Phillies @ San Diego Padres
Jack Murphy Stadium, San Diego, CA
 Sat Aug 18 1990, 10:05 PM EDT
 Att. 35,145 - Unknown

livebaseballscorecards.com

AB 31
R 4
H 7
RBI 4
BB 1
SO 1
LOB 7



Batter	1	2	3	4	5	6	7	8	9	AB	R	H	RBI	BB	SO	LOB	TOP					
Lenny Dykstra, L (1, 8) OBP: 0.442, SLG: 0.468	1-3 K			4-2 S SH5-3 G3-1 HBP		1-2 P4	2-0 1B			3	1	1	0	0	1	0						
Tom Herr, S (1, 4) OBP: 0.324, SLG: 0.360	2-1 L3			1-1 SH5-3		0-0 1B	0-1 P8			3	0	1	0	0	0	2						
Von Hayes, L (1, 7) OBP: 0.381, SLG: 0.439	1-0 L9			2-2 G3-1		3-1 FC5-4 1B		2-0 G4-3		4	0	1	1	0	0	0						
Dale Murphy, R (1, 9) OBP: 0.304, SLG: 0.399			3-1 L9		1-0 F9	1-0 FC5-4		2-1 F8		4	0	0	0	0	0	2						
Carmelo Martinez, R (1, 3) OBP: 0.343, SLG: 0.405			3-2 F8		3-1 G6-3		2-1 F9	0-0 1B		4	0	1	0	0	0	0						
Roger McDowell, R (8, 1)										0	0	0	0	0	0	0						
Charlie Hayes, R (1, 5) OBP: 0.305, SLG: 0.371			0-0 G3-1		0-2 2B		2-2 E 1B	1-3 K		4	1	2	0	0	1	1						
Dickie Thon, R (1, 6) OBP: 0.324, SLG: 0.365				1-0 G6-3		2-2 E5		0-0 E1 1B	2-2 CS 1B	4	1	1	0	0	0	1						
Tom Nieto, R (1, 2) OBP: 0.294, SLG: 0.143			2-1 F9		2-1 F9		1-2 E4 1B		0-3 K	2	0	0	0	0	0	1						
Randy Ready, R (7, PH) OBP: 0.341, SLG: 0.331							1-2 1B			1	0	0	0	0	0	2						
Darren Daulton, L (7, 2) OBP: 0.365, SLG: 0.424							2-3 1B			1	0	0	0	0	1	1						
Pat Combs, L (1, 1) OBP: 0.167, SLG: 0.133			0-3 K			3-1 L7		1-0 1B	3-3 K	1	0	0	0	0	1	0						
Don Carman, L (5, 1) OBP: 0.333, SLG: 0.333								1-2 2-H 3-H 1B		0	0	0	0	0	0	0						
Darrel Akerfelds, R (5, 1) OBP: 0.250, SLG: 0.200										0	0	0	0	0	0	0						
Dave Hollins, S (6, PH) OBP: 0.224, SLG: 0.333										1	0	0	0	0	0	0						
Joe Boever, R (6, 1)										0	0	0	0	0	0	0						
Sil Campusano, R (7, PH) OBP: 0.300, SLG: 0.321										1	0	1	2	0	0	0						
Dennis Cook, L (7, 1) OBP: 0.297, SLG: 0.378										0	0	0	0	0	0	0						
John Kruk, L (8, 3) OBP: 0.360, SLG: 0.382										1	0	0	0	0	1	1						
Inning Stats	R: 0 E: 0 K: 1 S: 7	H: 0 LOB: 0 BB: 0 P: 11	R: 0 E: 0 K: 0 S: 6	H: 0 LOB: 0 BB: 0 P: 12	R: 0 E: 0 K: 1 S: 6	H: 0 LOB: 0 BB: 0 P: 9	R: 1 E: 0 K: 0 S: 8	H: 0 LOB: 0 BB: 0 P: 16	R: 0 E: 1 K: 0 S: 10	H: 1 LOB: 1 BB: 0 P: 17	R: 0 E: 0 K: 0 S: 10	H: 2 LOB: 2 BB: 0 P: 18	R: 2 E: 2 K: 0 S: 14	H: 3 LOB: 2 BB: 0 P: 22	R: 0 E: 0 K: 1 S: 7	H: 1 LOB: 1 BB: 0 P: 12	R: 0 E: 0 K: 2 S: 10	H: 1 LOB: 1 BB: 0 P: 15	1B: 7 2B: 2 3B: 0 HR: 0	SF: 0 SAC: 1 DP: 1 HBP: 1	WP: 0 PB: 0 SB: 1 CS: 1	PA: 36
PITCHER	IP WLS BF H R ER SO BB IBB HBP BLK WP HR S P ERA WHIP																	PITCHER	IP WLS BF H R ER SO BB IBB HBP BLK WP HR S P ERA WHIP			
Dennis Rasmussen, L (1, 1) ERA: 4.47	7.0 L 29 6 3 1 2 0 0 1 0 0 0 61 105 1.29 0.857																					
Eric Show, R (8, 1) ERA: 5.84	1.0 4 1 0 0 1 0 0 0 0 0 0 7 12 0.00 1.000																					
Rich Rodriguez, L (9, 1) ERA: 2.84	1.0 3 1 0 0 2 0 0 0 0 0 0 10 15 0.00 1.000																					

Philadelphia Phillies @ San Diego Padres
 Jack Murphy Stadium, San Diego, CA
 Sun Aug 19 1990, 6:33 AM EDT
 Att. 22,627 - Sunny

AB	34
R	3
H	8
RBI	3
BB	0
SO	5
LOB	11



Batter	1	2	3	4	5	6	7	8	9	AB	R	H	RBI	BB	SO	LOB
Bip Roberts, S (1, 5) Eric Show, R (8, 1) Darrin Jackson, R (8, PH) Phil Stephenson, L (8, PH) Rich Rodriguez, L (9, 1)	3-2 E5 CS 1B		4-2 F8 S 1B BB		0-0 L7		4-0 FC5-4 BB	0-0 G4-6-3 1-2f		2	1	0	0	2	0	1
Roberto Alomar, S (1, 4) Tony Gwynn, L (1, 9) Jack Clark, R (1, 3) Joe Carter, R (1, 7) Garry Templeton, S (1, 6) Mark Parent, R (1, 2) Benito Santiago, R (8, PH) Shawn Abner, R (1, 8) Dennis Rasmussen, L (1, 1) Mike Pagliarulo, L (8, 5)	1-1 CS 1-2 1B		1-3 K		4-0 1-2 BB		0-1 FC5-4 FC4-6 1-2f		4-2 G5-3 BB	3	0	1	0	2	1	2
	0-0 F7		3-2 F8		3-2 F8		1-2 FC4-6 WP BB 1-2f		1-0 1-2 1B	5	0	1	0	0	0	6
	3-3 K 1-2 2-3		3-2 K 3-H 1B		0-0 G5		4-2 WP BB		2-1 P3	4	0	1	1	1	1	6
		3-2 P9	3-1 P3		0-1 BLK 1B		4-0 1-2 2-3 IBB		0-1 G5-3 2-3f	4	1	1	0	1	0	3
		1-1 L8		0-2 G5-3		0-0 G1 1B 1-H		1-2 L5		4	0	1	1	0	0	3
		4-1 1B BB		1-2 G5-3		0-2 L5		1-2 F9		2	0	0	0	1	0	1
		0-1 1-2 1B		3-1 G6-3		1-0 G1		1-2 1B 1B		4	0	2	0	0	0	1
		1-2 G6-3		4-1 BB BB		0-3 K		2-0 G4-6-3 1B 1-3		2	0	0	0	1	1	3
										1	0	1	0	0	0	0

Inning Stats	R: 0	H: 1	E: 1	LOB: 1	K: 1	BB: 0	S: 11	R: 0	H: 1	E: 0	LOB: 2	K: 0	BB: 1	S: 14	R: 1	H: 1	E: 0	LOB: 1	K: 1	BB: 1	S: 16	R: 0	H: 0	E: 0	LOB: 0	K: 0	BB: 0	S: 8	R: 0	H: 0	E: 0	LOB: 2	K: 0	BB: 2	S: 7	R: 1	H: 2	E: 0	LOB: 1	K: 1	BB: 0	S: 10	R: 0	H: 0	E: 0	LOB: 3	K: 0	BB: 3	S: 11	R: 0	H: 2	E: 0	LOB: 1	K: 0	BB: 0	S: 9	R: 0	H: 1	E: 0	LOB: 1	K: 0	BB: 1	S: 8	1B: 8	2B: 0	3B: 0	HR: 0	SF: 0	SAC: 0	DP: 2	HBP: 0
--------------	------	------	------	--------	------	-------	-------	------	------	------	--------	------	-------	-------	------	------	------	--------	------	-------	-------	------	------	------	--------	------	-------	------	------	------	------	--------	------	-------	------	------	------	------	--------	------	-------	-------	------	------	------	--------	------	-------	-------	------	------	------	--------	------	-------	------	------	------	------	--------	------	-------	------	-------	-------	-------	-------	-------	--------	-------	--------

PITCHER	IP	WLS	BF	H	R	ER	SO	BB	IBB	HBP	BLK	WP	HR	S	P	ERA	WHIP
Pat Combs, L (1, 1) ERA: 3.75	4.1		20	3	1	1	2	4	0	0	0	0	0	51	93	2.08	1.615
Don Carman, L (5, 1) ERA: 4.21	0.1		1	0	0	0	0	0	0	0	0	0	0	4	7	0.00	0.000
Darrel Akerfelds, R (5, 1) ERA: 2.91	0.1		1	0	0	0	0	0	0	0	0	0	0	1	1	0.00	0.000
Joe Boever, R (6, 1) ERA: 4.07	1.0	W	5	2	1	1	1	0	0	0	1	0	0	10	11	9.00	2.000
Dennis Cook, L (7, 1) ERA: 3.32	1.1		9	2	0	0	0	2	1	0	0	1	0	19	37	0.00	3.000

BOTTOM

Philadelphia Phillies @ San Diego Padres
Jack Murphy Stadium, San Diego, CA

Sun Aug 19 1990, 6:33 AM EDT
 Att. 22,627 - Sunny

AB	33
R	2
H	8
RBI	2
BB	8
SO	3
LOB	28



PITCHER	IP	WLS	BF	H	R	ER	SO	BB	IBB	HBP	BLK	WP	HR	S	P	ERA	WHIP
Roger McDowell, R (8, 1) ERA: 4.41	1.2		5	1	0	0	0	1	0	0	0	0	0	9	16	0.00	1.200

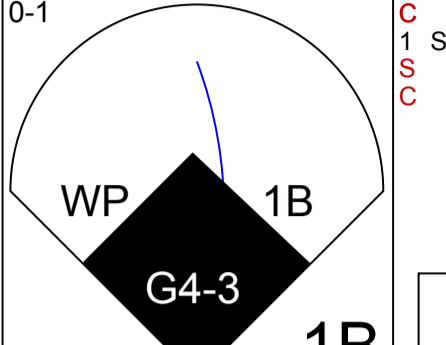
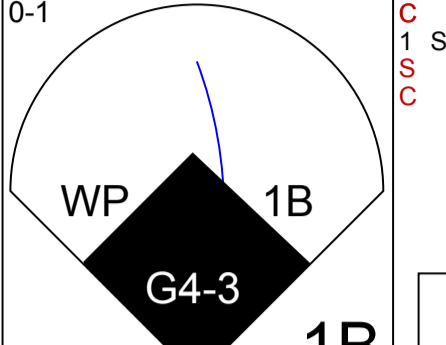
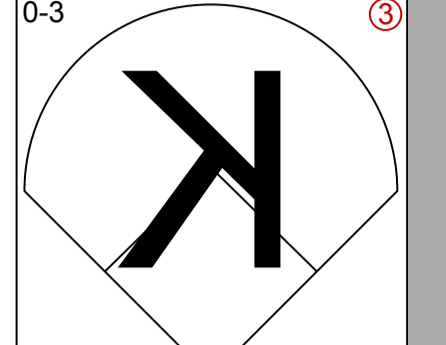
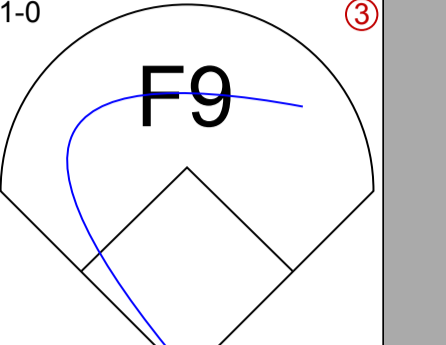
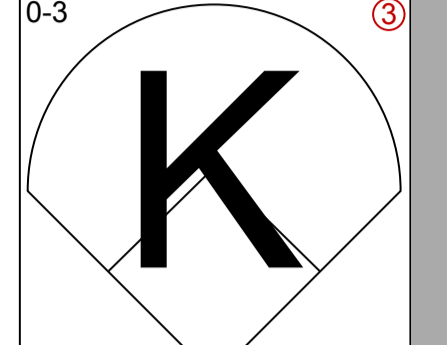
Batter	1	2	3	4	5	6	7	8	9	AB R H RBI BB SO LOB	TOP																
Lenny Dykstra, L (1, 8) OBP: 0.439, SLG: 0.465 Sil Campusano, R (7, PH) OBP: 0.295, SLG: 0.315 (7, 8)	3-2 G4-3		2-2 G5-3		2-3 K		2-1 F8			3 0 0 0 0 1 2 1 0 0 0 0 0 0	Philadelphia Phillies @ Los Angeles Dodgers Dodger Stadium, Los Angeles, CA Mon Aug 20 1990, 7:05 PM PDT Att: 28,112 - Unknown																
Darren Daulton, L (1, 2)	1-0 S 1B		2-2 G5-3		1-1 G4-3 1B 2B		1-1 P9		4 1 2 0 0 0 0																		
Von Hayes, L (1, 7)	1-2 L8			1-1 F8		0-0 G4-3		0-0 F8	4 0 0 0 0 0 2																		
Dale Murphy, R (1, 9)	3-3 K 1-2			2-3 K		0-2 1B 3-H 1B		1-0 G6-3	4 0 1 1 0 2 1																		
John Kruk, L (1, 3)		2-2 G4-3		0-0 G6-3		1 SAFE 0-0 F8		0-0 G4-3	4 0 0 0 0 0 1																		
Tom Herr, S (1, 4)		2-0 G6-3		1-1 G6-3		1-0 1-2 1B		1-2 F8	4 0 1 0 0 0 0																		
Charlie Hayes, R (1, 5)		3-1 2B		0-0 E6 1B 1B		3-2 G4-3		2-2 P3	4 0 2 0 0 0 2																		
Dickie Thon, R (1, 6)		0-3 K2-3		1-0 1B		0-1 G1-3			3 0 1 0 0 1 1																		
Terry Mulholland, R (1, 1)			0-1 F9		0-3 K		0-3 K		3 0 0 0 0 2 2																		
Inning Stats	R: 0 H: 1 E: 0 LOB: 1 K: 1 BB: 0 S: 11 P: 19	R: 0 H: 1 E: 0 LOB: 1 K: 1 BB: 0 S: 9 P: 16	R: 0 H: 0 E: 0 LOB: 0 K: 0 BB: 0 S: 8 P: 12	R: 0 H: 0 E: 0 LOB: 0 K: 1 BB: 0 S: 6 P: 9	R: 0 H: 2 E: 1 LOB: 2 K: 2 BB: 0 S: 10 P: 14	R: 1 H: 3 E: 0 LOB: 2 K: 0 BB: 0 S: 11 P: 16	R: 0 H: 0 E: 0 LOB: 0 K: 1 BB: 0 S: 7 P: 9	R: 0 H: 0 E: 0 LOB: 0 K: 0 BB: 0 S: 4 P: 6	R: 0 H: 0 E: 0 LOB: 0 K: 0 BB: 0 S: 8 P: 11	1B: 5 SF: 0 2B: 2 SAC: 0 3B: 0 DP: 0 HR: 0 HBP: 0	WP: 0 PA: 34 PB: 0 SB: 1 CS: 0																
PITCHER	IP WLS BF H R ER SO BB IBB HBP BLK WP HR S P ERA WHIP											PITCHER	IP WLS BF H R ER SO BB IBB HBP BLK WP HR S P ERA WHIP														
Mike Morgan, R (1, 1) ERA: 3.29	7.0	28	7	1	1	6	0	0	0	0	0	0	0	62	95	1.29	1.000										
Jim Gott, R (8, 1) ERA: 2.58	2.0	W	6	0	0	0	0	0	0	0	0	0	0	12	17	0.00	0.000										

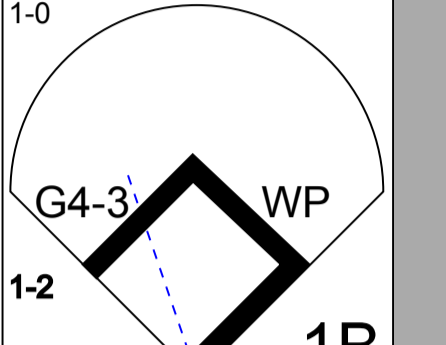
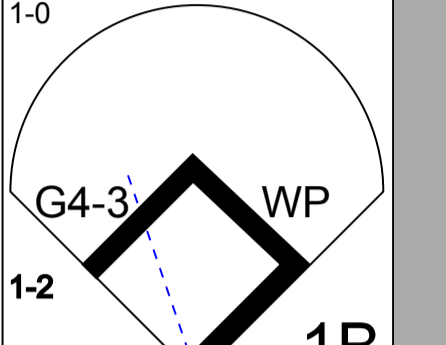
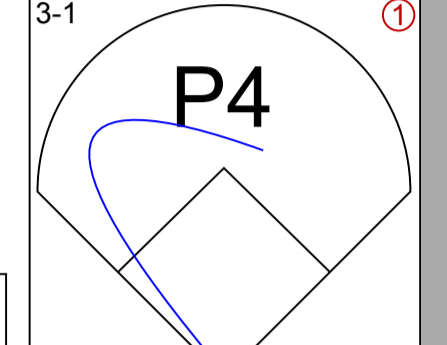
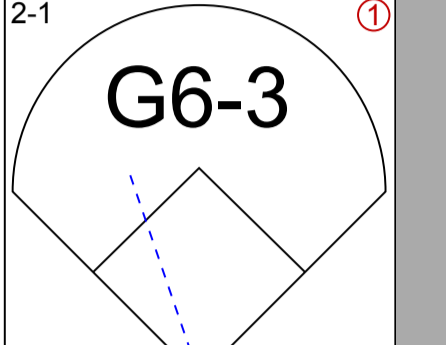
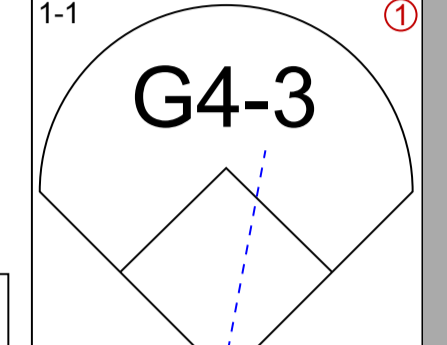
livebaseballscorecards.com

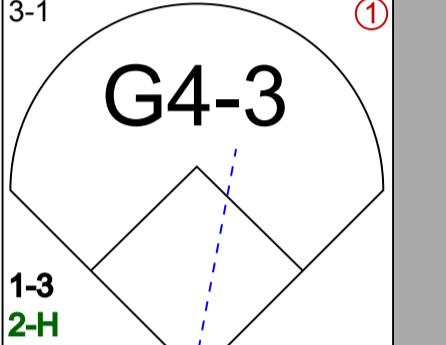
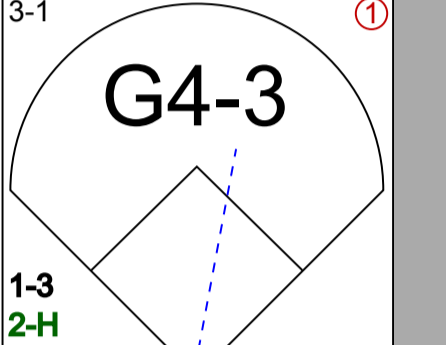
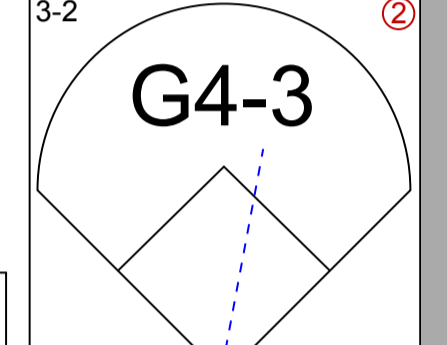
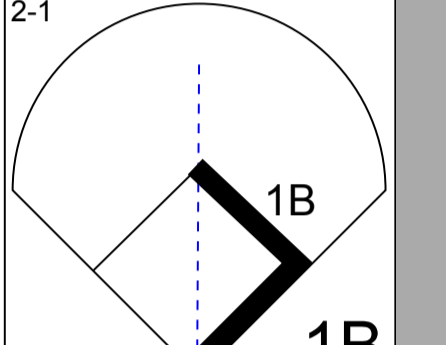
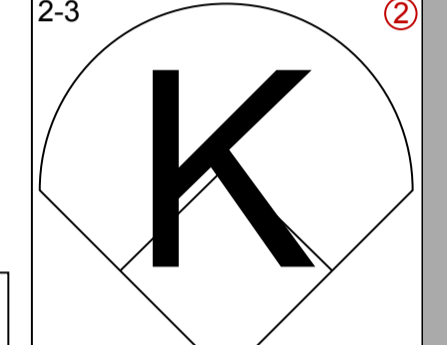
AB	34
R	1
H	7
RBI	1
BB	0
SO	6
LOB	11

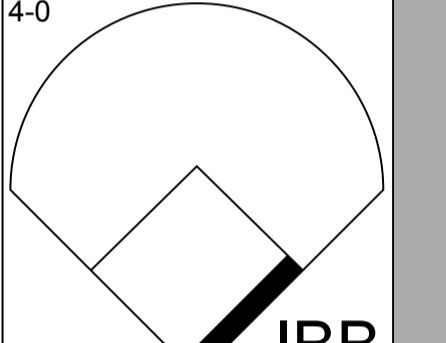
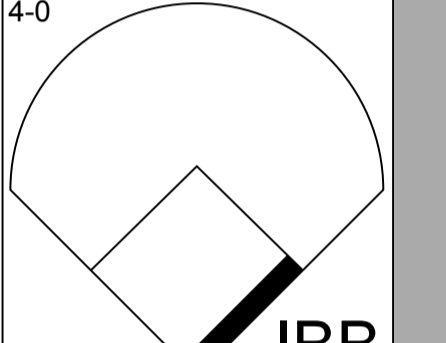
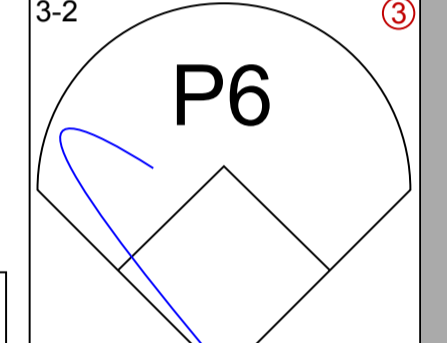
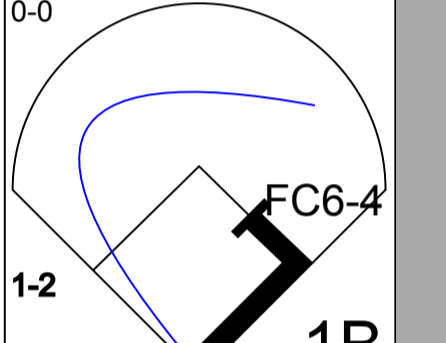
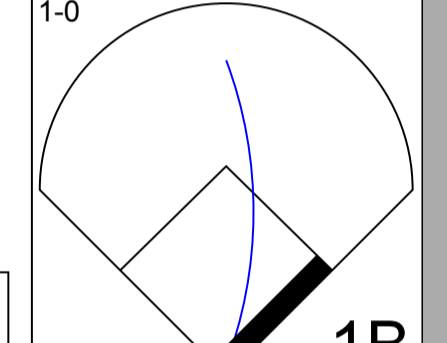


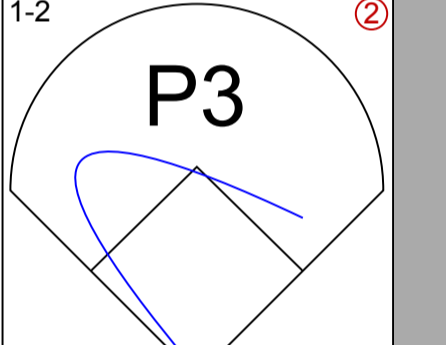
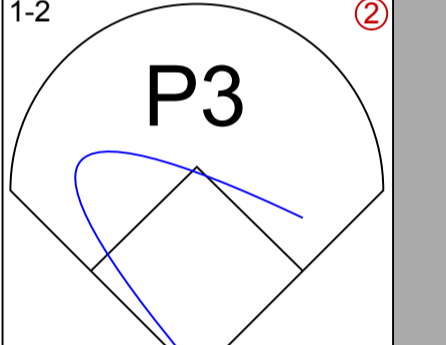
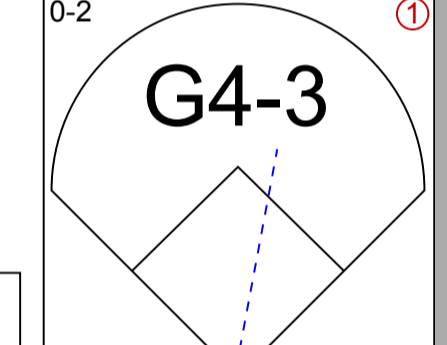
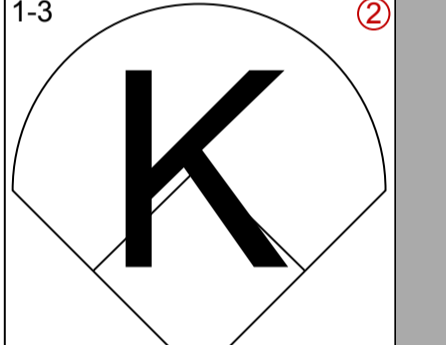
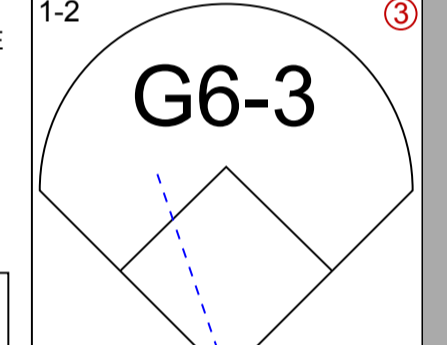
Batter	1	2	3	4	5	6	7	8	9	AB R H RBI BB SO LOB	BOTTOM
--------	---	---	---	---	---	---	---	---	---	----------------------	--------

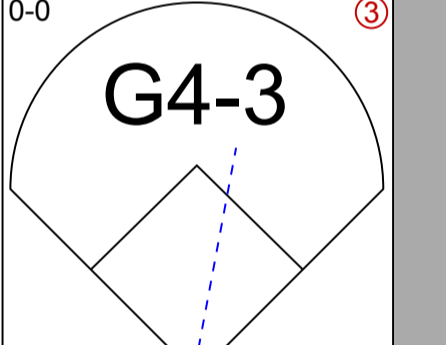
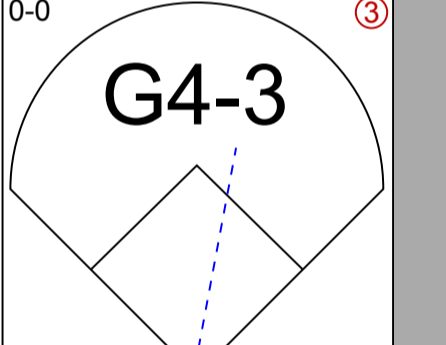
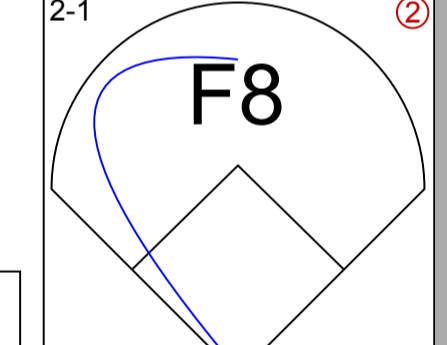
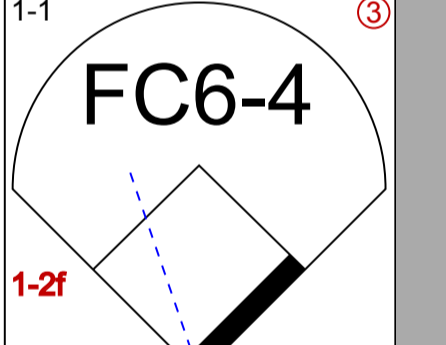
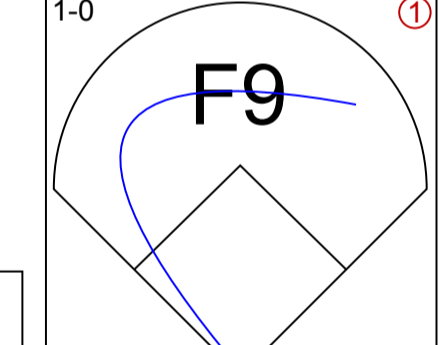
Jose Offerman, S <small>OBP: 0.444, SLG: 0.778</small> <small>(1, 6)</small> 	<small>0-1</small> 	<small>0-3</small> 			<small>1-0</small> 		<small>0-3</small> 			4 1 1 0 0 2 2	Philadelphia Phillies @ Los Angeles Dodgers Dodger Stadium, Los Angeles, CA <small>Mon Aug 20 1990, 7:05 PM PDT</small> <small>Att. 28,112 - Unknown</small>
--	---	---	--	--	---	--	---	--	--	---------------	---


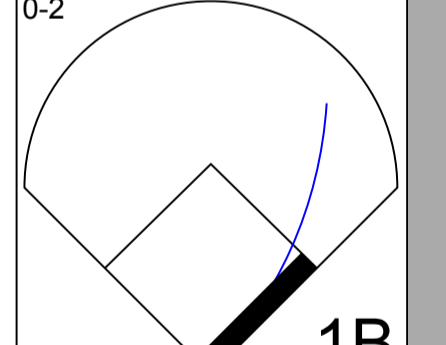
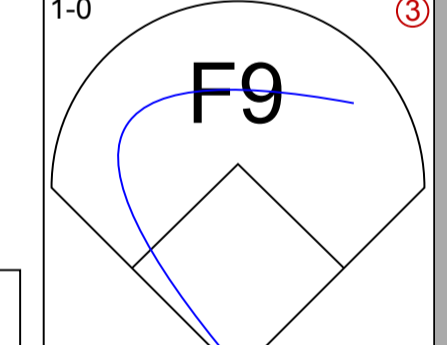
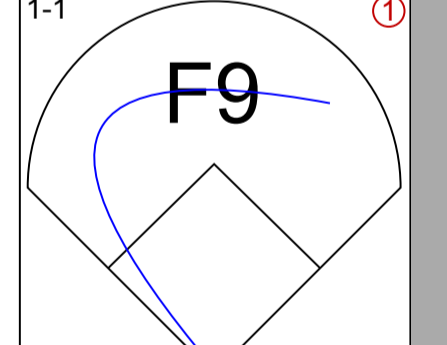
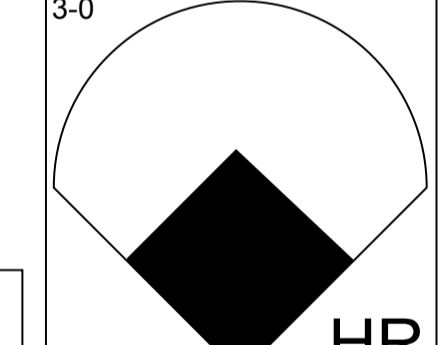
Stan Javier, S <small>OBP: 0.368, SLG: 0.376</small> <small>(1, 8)</small> 	<small>1-0</small> 		<small>3-1</small> 			<small>2-1</small> 		<small>1-1</small> 		4 0 1 0 0 0 0	
--	---	--	---	--	--	---	--	---	--	---------------	--



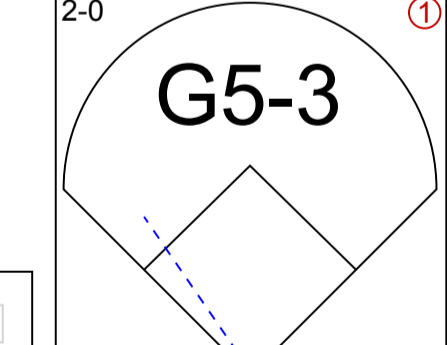
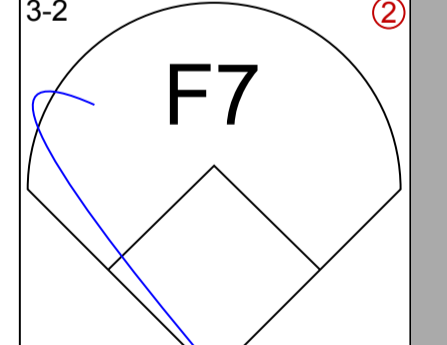
Kal Daniels, L <small>OBP: 0.380, SLG: 0.506</small> <small>(1, 7)</small> 	<small>3-1</small> 		<small>3-2</small> 			<small>2-1</small> 		<small>2-3</small> 		4 0 1 1 0 1 1	
--	---	--	---	--	--	---	--	---	--	---------------	--



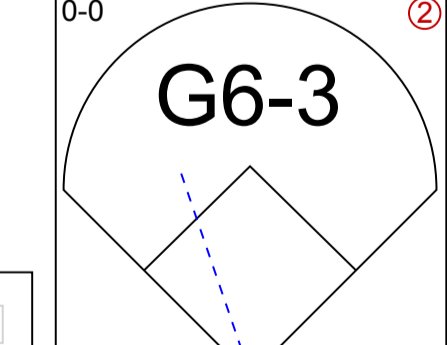
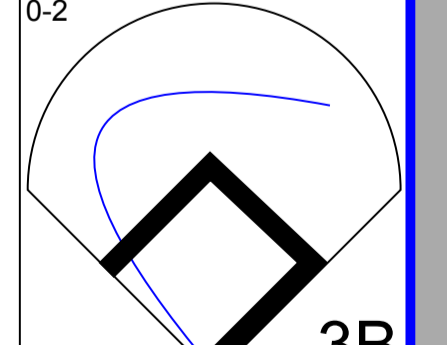
Eddie Murray, S <small>OBP: 0.394, SLG: 0.502</small> <small>(1, 3)</small> 	<small>4-0</small> 		<small>3-2</small> 			<small>0-0</small> 		<small>1-0</small> 		3 0 2 0 1 0 0	
---	---	--	---	--	--	---	--	---	--	---------------	--

Hubie Brooks, R <small>OBP: 0.301, SLG: 0.431</small> <small>(1, 9)</small> 	<small>1-2</small> 			<small>0-2</small> 		<small>1-3</small> 		<small>1-2</small> 		4 0 0 0 0 1 5	
--	--	--	--	---	--	--	--	--	--	---------------	--

Mickey Hatcher, R <small>OBP: 0.269, SLG: 0.263</small> <small>(1, 5)</small> 	<small>0-0</small> 			<small>2-1</small> 		<small>1-1</small> 		<small>1-0</small> 		4 0 0 0 0 0 4	
---	---	--	--	--	--	---	--	---	--	---------------	--

Mike Sharperson, R <small>OBP: 0.396, SLG: 0.391</small> <small>(1, 4)</small> 		<small>0-2</small> 		<small>1-0</small> 		<small>1-1</small> 		<small>3-0</small> 		4 1 2 1 0 0 0	
--	--	---	--	--	--	---	--	---	--	---------------	--

Rick Dempsey, R <small>OBP: 0.307, SLG: 0.313</small> <small>(1, 2)</small> Mike Scioscia, L <small>OBP: 0.338, SLG: 0.407</small> <small>(7, 2)</small> 	<small>0-1</small> 			<small>2-0</small> 		<small>3-2</small> 				2 0 0 0 0 0 1	
--	---	--	--	---	--	---	--	--	--	---------------	--

Mike Morgan, R <small>OBP: 0.105, SLG: 0.073</small> <small>(1, 1)</small> Juan Samuel, R <small>OBP: 0.301, SLG: 0.334</small> <small>(7, PH)</small> Jim Gott, R <small>(8, 1)</small> 	<small>0-0</small> 			<small>0-0</small> 		<small>0-2</small> 				2 0 0 0 0 0 1	
---	---	--	--	---	--	---	--	--	--	---------------	--

Inning Stats R: 1 H: 2 E: 0 LOB: 2 K: 0 BB: 1 S: 10 P: 19	R: 0 H: 1 E: 0 LOB: 1 K: 1 BB: 0 S: 9 P: 9	R: 0 H: 0 E: 0 LOB: 0 K: 0 BB: 0 S: 10 P: 19	R: 0 H: 0 E: 0 LOB: 0 K: 0 BB: 0 S: 8 P: 11	R: 0 H: 0 E: 0 LOB: 0 K: 0 BB: 0 S: 3 P: 6	R: 0 H: 2 E: 0 LOB: 2 K: 1 BB: 0 S: 10 P: 16	R: 0 H: 1 E: 0 LOB: 1 K: 1 BB: 0 S: 11 P: 15	R: 0 H: 1 E: 0 LOB: 1 K: 1 BB: 0 S: 9 P: 14	R: 1 H: 1 E: 0 LOB: 0 K: 0 BB: 0 S: 2 P: 6	1B: 6 SF: 0 2B: 0 SAC: 0 3B: 1 DP: 0 HR: 1 HBP: 0	WP: 1 PA: 34 PB: 0 SB: 0 CS: 0
--	---	---	--	---	---	---	--	---	--	---

PITCHER Terry Mulholland, L <small>(1, 1)</small> <small>ERA: 3.87</small>	IP WLS BF H R ER SO BB IBB HBP BLK WP HR S P ERA WHIP 8.1 L 34 8 2 2 4 0 1 0 0 1 1 72 115 2.16 0.960	PITCHER IP WLS BF H R ER SO BB IBB HBP BLK WP HR S P ERA WHIP 	
---	---	---	--



Batter	1	2	3	4	5	6	7	8	9	AB R H RBI BB SO LOB	TOP						
Lenny Dykstra, L (1, 8) OBP: 0.442, SLG: 0.466 Sil Campusano, R (8, 8) OBP: 0.286, SLG: 0.304	4-0 BB		0-1 FC3-2 1B		2-2 F9			0-1 2B 1B	F9 G5-3	3 1 2 0 1 0 0 2 0 0 0 0 0 4							
Darren Daulton, L (1, 2) OBP: 0.363, SLG: 0.423 Tom Nieto, R (8, 2) OBP: 0.333, SLG: 0.143	2-2 P3 1-2		0-0 F9		0-2 P4			0-0 P5 1-2 2-3	4-0 2B BB	4 0 0 0 0 0 4 0 1 0 0 1 0 0							
Von Hayes, L (1, 7) OBP: 0.377, SLG: 0.435	1-3 K 2-3		4-2 FC3-2 1-3 BB		2-2 L6			2-2 FC6 1-H 3-H 2B	3-2 E6 2B HR	4 1 1 3 1 1 3							
Dale Murphy, R (1, 9) OBP: 0.302, SLG: 0.397	1-3 K		1-1 FC3-2 1-2 3-H		2-1 F9			0-0 FC6 2-3 FC6-4	1-2 HR 1-3 2-H 3-H 2B	5 1 1 2 0 1 4							
Charlie Hayes, R (1, 5) OBP: 0.304, SLG: 0.372 Roger McDowell, R (8, 1) John Kruk, L (9, PH) OBP: 0.380, SLG: 0.388			0-0 F8		2-2 F9			1-1 FC6-4 1-2f	2-0 HR 2-H 3-H	4 0 0 0 0 0 3 0 0 0 0 0 0 0 1 1 1 3 0 0 0							
Tom Herr, S (1, 4) OBP: 0.323, SLG: 0.358 Rod Booker, L (7, 4) OBP: 0.333, SLG: 0.333			4-2 E S 1B BB		2-2 F7			1-1 G4-3	E 1B BB 2B 1B	2 1 0 0 1 0 0 1 2 1 0 1 0 0							
Carmelo Martinez, R (1, 3) OBP: 0.339, SLG: 0.405 Don Carman, L (9, 1) OBP: 0.333, SLG: 0.333			1-3 K 1-3		0-0 L7			2-1 P4	E6 1B 1B 2B	5 1 1 1 0 1 2 0 0 0 0 0 0 0							
Dickie Thon, R (1, 6) OBP: 0.325, SLG: 0.365			2-2 3-H 1B		1-3 K			0-0 F9	BB 1B E 1B F8	5 1 2 2 0 1 1							
Jason Grimsley, R (1, 1) OBP: 0.333, SLG: 0.200 Bruce Ruffin, S (4, 1) OBP: 0.149, SLG: 0.075 Darrel Akerfelds, R (5, 1) OBP: 0.290, SLG: 0.200 Dennis Cook, L (5, 1) OBP: 0.297, SLG: 0.378 Joe Boever, R (7, 1) Dave Hollins, S (8, PH) OBP: 0.253, SLG: 0.352			1-2 F8		3-2 F8			0-1 1B 2B 1B	E BB 1B 1B 1B 1B	1 0 0 0 0 0 1 1 0 2 2 2 1 1 0 0							
Inning Stats	R: 0 H: 0 E: 0 LOB: 1 K: 2 BB: 1 S: 9 P: 17	R: 1 H: 1 E: 1 LOB: 1 K: 1 BB: 1 S: 13 P: 21	R: 0 H: 1 E: 0 LOB: 2 K: 0 BB: 1 S: 8 P: 13	R: 0 H: 0 E: 0 LOB: 0 K: 1 BB: 0 S: 8 P: 11	R: 0 H: 0 E: 0 LOB: 0 K: 0 BB: 0 S: 9 P: 14	R: 0 H: 0 E: 0 LOB: 0 K: 0 BB: 0 S: 8 P: 14	R: 0 H: 0 E: 0 LOB: 0 K: 0 BB: 0 S: 5 P: 8	R: 2 H: 3 E: 2 LOB: 1 K: 0 BB: 0 S: 11 P: 14	R: 9 H: 6 E: 2 LOB: 2 K: 0 BB: 3 S: 25 P: 50	1B: 7 SF: 0 2B: 3 SAC: 0 3B: 0 DP: 0 HR: 1 HBP: 0	WP: 0 PA: 46 PB: 0 SB: 5 CS: 0						
PITCHER	IP WLS BF H R ER SO BB IBB HBP BLK WP HR S P ERA WHIP																
Mike Hartley, R (1, 1) ERA: 2.75	6.0	23	2	1	1	4	3	0	0	0	0	0	0	55	90	1.50	0.833
Don Aase, R (7, 1) ERA: 3.99	2.0	9	3	2	2	0	0	0	0	0	0	0	0	16	22	9.00	1.500
Dave Walsh, L (9, 1) ERA: 7.2	0.1	7	2	6	4	0	2	0	0	0	0	0	0	12	27	108.00	12.000
Tim Crews, R (9, 1) ERA: 2.91	0.0	L	3	3	2	0	0	0	0	0	0	1	5	8	∞	∞	
Jay Howell, R (9, 1) ERA: 2.44	0.2	4	1	1	0	0	0	1	0	0	0	0	0	8	15	0.00	1.500

Philadelphia Phillies @ Los Angeles Dodgers
 Dodger Stadium, Los Angeles, CA
 Tue Aug 21 1990, 7:05 PM PDT
 Att: 39,682 - Unknown

livebaseballscorecards.com

AB	40
R	12
H	11
RBI	12
BB	6
SO	4
LOB	22



Batter	1	2	3	4	5	6	7	8	9	AB	R	H	RBI	BB	SO	LOB
Lenny Harris, L OBP: 0.342, SLG: 0.366 Juan Samuel, R OBP: 0.300, SLG: 0.332 (1, 4) (6, PH) (7, 4)	G3		L1-3 1B	G3	G5-3 1B	K		G3		4	0	2	2	0	0	0
Kirk Gibson, L OBP: 0.371, SLG: 0.468 Jose Gonzalez, R OBP: 0.270, SLG: 0.423 (1, 8) (7, 8)	1B BB		L1-3		K BB E		F7		P3	3	1	1	0	1	1	1
Kal Daniels, L OBP: 0.384, SLG: 0.508 Stan Javier, S OBP: 0.367, SLG: 0.375 (1, 7) (5, PH) (6, 7)	1B		1B BB		E 2B 1B		E6 2B		FC4-6 1B	2	2	2	0	1	0	0
Eddie Murray, S OBP: 0.395, SLG: 0.501 Mickey Hatcher, R OBP: 0.273, SLG: 0.277 (1, 3) (6, 3)	K		1B BB		E 2B BB		P9		P9	3	2	1	0	1	1	4
Hubie Brooks, R OBP: 0.303, SLG: 0.429 Chris Gwynn, L OBP: 0.296, SLG: 0.360 (1, 9) (7, 9)	F8		1B BB		E5 2B FC6		K		FC4-6	2	1	0	1	2	0	4
Mike Scioscia, L OBP: 0.342, SLG: 0.414 Rick Dempsey, R OBP: 0.304, SLG: 0.310 (1, 2) (7, 2)		1B G4-6-3 1B	1B		FC6 1B 2B		G4-3			4	2	3	4	0	0	3
Mike Sharperson, R OBP: 0.396, SLG: 0.391 (1, 5)		1B G4-6-3 1B	L7		FC6 1B 2B					1	0	0	0	0	0	2
Alfredo Griffin, S OBP: 0.271, SLG: 0.288 Doni Anderson, R OBP: 0.296, SLG: 0.385 Fernando Valenzuela, L OBP: 0.296, SLG: 0.385 Dave Walsh, L Tim Crews, R Jay Howell, R		G4-6-3			G4-3		F8		F9	4	1	1	1	0	0	2
Mike Hartley, R OBP: 0.200, SLG: 0.200 Jose Offerman, S OBP: 0.364, SLG: 0.636 (1, 1) (6, PH) (7, 6)		K			SH 1B 1B		F9		K	0	0	0	0	0	0	0

Inning Stats	R	H	E	K	S	H	LOB	BB	IBB	HBP	BLK	WP	HR	S	P	ERA	WHIP
	0	1	0	13	22	2	2	0	0	0	0	0	0	3	16	9.00	3.000
	1	2	0	10	18	0	0	0	0	0	0	0	0	3	16	3.00	1.000
	2	3	0	8	32	3	2	0	0	0	0	0	0	8	26	36.00	3.000
	0	0	0	0	0	0	0	0	0	0	0	0	0	4	6	∞	∞
	0	1	0	0	0	1	1	0	1	0	0	0	0	21	32	4.50	1.500
	0	0	0	0	0	0	0	0	0	0	0	0	0	9	15	0.00	1.000
	0	1	0	1	15	1	1	0	0	0	0	0	0	8	13	0.00	1.000
	1	1	0	0	9	0	0	0	0	0	0	0	0	7	9	0.00	1.000

PITCHER	IP	WLS	BF	H	R	ER	SO	BB	IBB	HBP	BLK	WP	HR	S	P	ERA	WHIP
Jason Grimsley, R ERA: 4.5	3.0		16	6	3	3	2	3	0	0	0	0	0	39	72	9.00	3.000
Bruce Ruffin, L ERA: 5.28	1.0		8	2	5	4	2	1	0	0	0	0	0	17	26	36.00	3.000
Darrel Akerfelds, R ERA: 3.14	0.0		3	1	0	0	0	0	0	0	0	0	0	4	6	∞	∞
Dennis Cook, L ERA: 3.27	2.0		10	3	3	1	1	0	1	0	0	0	0	21	32	4.50	1.500
Joe Boever, R ERA: 4.01	1.0		5	1	0	0	1	0	0	0	0	0	0	9	15	0.00	1.000
Roger McDowell, R ERA: 4.34	1.0		4	1	0	0	1	0	0	0	0	0	0	7	13	0.00	1.000
Don Carman, L ERA: 4.15	1.0		4	1	0	0	0	0	0	0	0	0	0	7	9	0.00	1.000

BOTTOM

Philadelphia Phillies @ Los Angeles Dodgers
 Dodger Stadium, Los Angeles, CA
 Tue Aug 21 1990, 7:05 PM PDT
 Att. 39,682 - Unknown

AB	44
R	11
H	15
RBI	10
BB	5
SO	7
LOB	29



WP	HR	S	P	ERA	WHIP
0	0	8	13	0.00	1.000
0	0	7	9	0.00	1.000

Batter	1	2	3	4	5	6	7	8	9	AB R H RBI BB SO LOB	TOP						
Lenny Dykstra, L OBP: 0.440, SLG: 0.464 (1, 8) C F B B B X	3-2 F7 ①		1-0 P6 ③			1-0 FC3-6 1B BB ①		2-1 L9 ②		4 1 1 0 0 0 0	Philadelphia Phillies @ Los Angeles Dodgers Dodger Stadium, Los Angeles, CA Wed Aug 22 1990, 7:05 PM PDT Att: 27,934 - Unknown						
Darren Daulton, L OBP: 0.364, SLG: 0.422 (1, 2) B X	1-0 P3 ②			0-3 K ①		4-2 SAFE 1 SAFE 2 SAFE 1 SAFE 1 SAFE 1 SAFE 1-2 FC3-6 BB ①		1-1 BB 1B ①		3 1 1 0 1 1 0							
Von Hayes, L OBP: 0.375, SLG: 0.431 Carmelo Martinez, R OBP: 0.342, SLG: 0.405 (1, 7) (6, PR) (6, 3) F C S	0-3 K ③			3-0 G3-1 ②		0-2 FC3-6 1B 1-2f 2-3 ②		4-1 SAFE 1B BB 1-2 ②		3 0 0 0 0 1 2 0 0 0 0 1 0 0							
Dale Murphy, R OBP: 0.306, SLG: 0.400 (1, 9) B X		1-0 FC3-6 1B ①		3-3 K ③		0-0 1-2 3-H 1B ①		0-0 1-2 2-H 1B ①		4 0 3 2 0 1 0							
John Kruk, L OBP: 0.378, SLG: 0.387 (1, 3) (6, 7) C F B B X		1-3 K ①			3-2 1B ①	1-3 K ③		2-1 L7 ③		4 0 1 0 0 2 5							
Tom Herr, S OBP: 0.321, SLG: 0.354 (1, 4) M C X		0-2 FC3-6 1-2f ②			2-1 F8 ①		0-0 G6-3 ①		1-0 L3 ①	4 0 0 0 0 0 2							
Charlie Hayes, R OBP: 0.301, SLG: 0.368 (1, 5) B SAFE C F C X		1-3 K ③			2-0 F7 ②		1-1 P6 ②		0-3 K ②	4 0 0 0 0 2 2							
Rod Booker, L OBP: 0.320, SLG: 0.318 Joe Boever, R Roger McDowell, R (1, 6) (9, 1) (9, 1) B X			1-0 F9 ①		0-1 G6-3 ③		1-2 P6 ③		1-0 G4-3 ③	4 0 0 0 0 0 1 0 0 0 0 0 0 0 0 0 0 0 0 0 0							
Jose De Jesus, R OBP: 0.179, SLG: 0.120 Randy Ready, R OBP: 0.339, SLG: 0.329 Don Carman, L OBP: 0.333, SLG: 0.333 Dickie Thon, R OBP: 0.325, SLG: 0.365 (1, 1) (8, PH) (8, 1) (9, 6) B SAFE C F C X			1-3 K ②		0-3 K ①			2-1 G5-3 ①		2 0 0 0 0 2 0 1 0							
Inning Stats	R: 0 E: 0 K: 1 S: 7 H: 0 LOB: 0 BB: 0 P: 11	R: 0 E: 0 K: 2 S: 10 H: 1 LOB: 1 BB: 0 P: 13	R: 0 E: 0 K: 1 S: 5 H: 0 LOB: 0 BB: 0 P: 8	R: 0 E: 0 K: 2 S: 7 H: 0 LOB: 0 BB: 0 P: 13	R: 0 E: 0 K: 0 S: 9 H: 1 LOB: 1 BB: 0 P: 16	R: 1 E: 0 K: 2 S: 14 H: 2 LOB: 2 BB: 1 P: 20	R: 0 E: 0 K: 0 S: 6 H: 0 LOB: 0 BB: 0 P: 8	R: 1 E: 0 K: 0 S: 10 H: 2 LOB: 2 BB: 1 P: 21	R: 0 E: 0 K: 1 S: 5 H: 0 LOB: 0 BB: 0 P: 7	1B: 6 2B: 0 3B: 0 HR: 0 SF: 0 SAC: 0 DP: 0 HBP: 0		WP: 0 PB: 0 SB: 0 CS: 0 PA: 35					
PITCHER	IP WLS BF H R ER SO BB IBB HBP BLK WP HR S P ERA WHIP																
Jim Neidlinger, R ERA: 2.7 (1, 1)	7.2	31	6	2	2	8	2	0	0	0	0	0	0	66	106	2.35	1.043
Dave Walsh, L ERA: 6.75 (8, 1)	0.1	1	0	0	0	0	0	0	0	0	0	0	0	2	4	0.00	0.000
Jim Gott, R ERA: 2.52 (9, 1)	1.0	W 3	0	0	0	1	0	0	0	0	0	0	0	5	7	0.00	0.000

AB	33
R	2
H	6
RBI	2
BB	2
SO	9
LOB	12



Batter	1	2	3	4	5	6	7	8	9	AB	R	H	RBI	BB	SO	LOB
Lenny Harris, L OBP: 0.339, SLG: 0.363 Juan Samuel, R OBP: 0.300, SLG: 0.332	3-2 G6-3		2-1 L4		1-2 F9			2-1 SH1-3		3	0	0	0	0	0	3
Kirk Gibson, L OBP: 0.365, SLG: 0.459	0-3 K		1-0 G4-6-3			0-3 K		2-0 P3		4	0	0	0	0	2	3
Kal Daniels, L OBP: 0.383, SLG: 0.504 Jim Gott, R	1-2 G6-3			1-2 G6-3		4-2 G4-3 BB		2-1 F7		3	0	0	0	1	0	1
Eddie Murray, S OBP: 0.394, SLG: 0.498		4-0 BB 1B BB		0-1 G4-3		3-2 G4-3		0-0 G3-1		3	1	0	0	1	0	1
Hubie Brooks, R OBP: 0.303, SLG: 0.426		2-1 F7		0-1 F8		0-0 L8		4-2 1B SF7 BB		3	1	0	0	1	0	2
Mike Scioscia, L OBP: 0.346, SLG: 0.416		4-1 1B BB		2-2 FC5-6 BB 1B		3-2 G3		1-2 SH 1B		3	0	2	0	1	0	0
Mike Sharperson, R OBP: 0.399, SLG: 0.392		1-0 G5-4-3 1B		4-1 FC5-6 BB		2-1 L8		1-0 SH		2	0	1	1	1	0	0
Alfredo Griffin, S OBP: 0.269, SLG: 0.266 Stan Javier, S OBP: 0.366, SLG: 0.375		0-2 G5-4-3		1-2 F8		0-3 K		0-2 SF7		3	0	0	0	0	1	4
Jim Neidlinger, S OBP: 0.182, SLG: 0.100 Dave Walsh, L			2-2 G4-6-3 1B		0-0 FC5-6			1-2 SH1-3 WP WP 1B		2	0	1	0	0	0	2
Mickey Hatcher, R OBP: 0.279, SLG: 0.284 Jose Gonzalez, R OBP: 0.270, SLG: 0.423					1-2 2-3f					0	0	0	0	0	0	0
										1	0	1	0	0	0	0
										0	1	0	0	0	0	0

Inning Stats	R: 0	H: 0	E: 0	K: 1	S: 12	R: 1	H: 1	E: 0	K: 0	S: 7	R: 0	H: 1	E: 0	K: 0	S: 7	R: 0	H: 0	E: 0	K: 0	S: 8	R: 0	H: 1	E: 0	K: 0	S: 12	R: 0	H: 0	E: 0	K: 1	S: 10	R: 1	H: 1	E: 0	K: 0	S: 8	R: 1	H: 1	E: 1	K: 0	S: 11	1B: 5	2B: 0	3B: 0	HR: 0	SF: 1	SAC: 2	DP: 2	HBP: 0	WP: 2	PB: 0	SB: 0	CS: 0	PA: 35
--------------	------	------	------	------	-------	------	------	------	------	------	------	------	------	------	------	------	------	------	------	------	------	------	------	------	-------	------	------	------	------	-------	------	------	------	------	------	------	------	------	------	-------	-------	-------	-------	-------	-------	--------	-------	--------	-------	-------	-------	-------	--------

PITCHER	IP	WLS	BF	H	R	ER	SO	BB	IBB	HBP	BLK	WP	HR	S	P	ERA	WHIP
Jose De Jesus, R ERA: 3.17	(1, 1)	7.0	26	3	1	1	3	4	0	0	0	0	0	68	109	1.29	1.000
Don Carman, L ERA: 4.22	(8, 1)	1.0	4	1	1	1	0	0	0	0	0	2	0	8	15	9.00	1.000
Joe Boever, R ERA: 3.98	(9, 1)	0.1	L 3	1	1	0	0	1	0	0	0	0	0	6	11	0.00	6.000
Roger McDowell, R ERA: 4.32	(9, 1)	0.1	2	0	0	0	0	0	0	0	0	0	0	5	5	0.00	0.000

BOTTOM

Philadelphia Phillies @ Los Angeles Dodgers
Dodger Stadium, Los Angeles, CA
Wed Aug 22 1990, 7:05 PM PDT
Att. 27,934 - Unknown

livebaseballscorecards.com

AB	27
R	3
H	5
RBI	2
BB	5
SO	3
LOB	16



Batter	1	2	3	4	5	6	7	8	9	AB	R	H	RBI	BB	SO	LOB	TOP											
Lenny Dykstra, L OBP: 0.442, SLG: 0.467 (1, 8)	2-3 K		1-2 S BB 1B	0-0 2B		1-1 F7		4-2 BB		4	0	2	2	1	1	0												
Darren Daulton, L OBP: 0.365, SLG: 0.419 Randy Ready, R OBP: 0.337, SLG: 0.327 Tom Nieto, R OBP: 0.333, SLG: 0.143 (1, 2) (8, PH) (8, 2)	4-1 E 1B BB		0-0 F8	3-3 K			1-0 1B HBP	1-2 F9		2	1	0	0	1	1	3												
Von Hayes, L OBP: 0.377, SLG: 0.431 Joe Boever, R (1, 7) (8, 1)	2-2 E9 1B 1-3 FC3-2-5 1B		4-1 S BB	4-0 IBB			1-1 F7	1-2 L8		3	0	1	0	2	0	4												
Dale Murphy, R OBP: 0.305, SLG: 0.398 (1, 9)	0-0 FC3-2-5 1B		3-3 K	0-0 G5-3			1-3 K		2-1 F9	5	0	1	1	0	2	6												
John Kruk, L OBP: 0.379, SLG: 0.385 (1, 3) (8, 7)	1-0 FC3-2-5 1-2 3-H		2-1 G1-3		3-3 K		0-1 1-2 1B		4-1 DI BB	4	0	1	0	1	1	4												
Tom Herr, S OBP: 0.319, SLG: 0.353 (1, 4)	1-1 G3			1-0 HBP E FC1-2 1B	1-1 F7		1-2 L8		1-1 F6	5	0	1	0	0	0	5												
Dickie Thon, R OBP: 0.323, SLG: 0.363 (1, 6)		1-1 P3		0-2 E5 FC1-2 HBP 2B	2-2 G4-3			1-1 1B 1B	0-1 F7	5	1	1	0	0	0	2												
Dave Hollins, S OBP: 0.265, SLG: 0.351 Rod Booker, L OBP: 0.320, SLG: 0.318 (1, 5) (8, PR) (8, 5)		3-2 G5-3		1-2 FC1-2 2B HBP		1-1 P4		1 SAFE 1 SAFE BB 1B		3	1	1	0	0	0	0												
Tommy Greene, R Dennis Cook, L OBP: 0.297, SLG: 0.378 Charlie Hayes, R OBP: 0.301, SLG: 0.367 Bruce Ruffin, S OBP: 0.142, SLG: 0.075 Darrel Akerfelds, R OBP: 0.200, SLG: 0.200 Carmelo Martinez, R OBP: 0.341, SLG: 0.403 (1, 1) (4, 1) (6, PH) (6, 1) (7, 1) (8, PH) (8, 3)		0-0 G1-3		0-1 FC1-2 2B	2-0 G5-3			1-1 P4		2	0	0	0	0	0	3												
Inning Stats	R: 1 E: 1 K: 1 S: 11	H: 2 LOB: 2 BB: 1 P: 21	R: 0 E: 0 K: 0 S: 8	H: 0 LOB: 0 BB: 0 P: 12	R: 0 E: 0 K: 1 S: 12	H: 1 LOB: 2 BB: 1 P: 22	R: 2 E: 1 K: 1 S: 13	H: 2 LOB: 3 BB: 1 P: 22	R: 0 E: 0 K: 1 S: 8	H: 0 LOB: 0 BB: 0 P: 14	R: 0 E: 0 K: 0 S: 5	H: 0 LOB: 0 BB: 0 P: 9	R: 0 E: 0 K: 1 S: 10	H: 1 LOB: 2 BB: 0 P: 14	R: 0 E: 0 K: 0 S: 17	H: 2 LOB: 3 BB: 1 P: 28	R: 0 E: 0 K: 0 S: 7	H: 0 LOB: 1 BB: 1 P: 14	1B: 7 2B: 1 3B: 0 HR: 0	SF: 0 SAC: 0 DP: 0 HBP: 2	WP: 0 PB: 0 SB: 2 CS: 0	PA: 43						
PITCHER	IP	WLS	BF	H	R	ER	SO	BB	IBB	HBP	BLK	WP	HR	S	P	ERA	WHIP											
Kelly Downs, R ERA: 2.25 Francisco Oliveras, R ERA: 3.31 Jeff Brantley, R ERA: 1.58 Mark Thurmond, L ERA: 3.29 Steve Bedrosian, R ERA: 4.71	(1, 1) (5, 1) (8, 1) (8, 1) (9, 1)	4.0 3.0 0.1 0.2 1.0	22 11 4 2 4	5 1 2 0 0	3 0 0 0 0	2 0 0 0 0	3 2 0 0 0	2 0 1 0 1	1 0 0 0 0	1 1 0 0 0	0 0 0 0 0	0 0 0 0 0	0 0 0 0 0	0 0 0 0 0	44 23 9 8 7	77 37 18 10 14	4.50 0.00 0.00 0.00 0.00	1.750 0.333 9.000 0.000 1.000										

Philadelphia Phillies @ San Francisco Giants
Candlestick Park, San Francisco, CA
Thu Aug 23 1990, 10:05 PM EDT
Att. 13,918 - Unknown - 60 F

livebaseballscorecards.com

AB	36
R	3
H	8
RBI	3
BB	5
SO	5
LOB	32



Batter	1	2	3	4	5	6	7	8	9	AB	R	H	RBI	BB	SO	LOB
Brett Butler, L OBP: 0.386, SLG: 0.350 (1, 8)	4-0 BB BB FC5-4 BB	1-0 1-3 1B		1-0 2B 1B			4-1 F7 SH3-4 BB			2	2	2	0	2	0	0
Mike Kingery, L OBP: 0.320, SLG: 0.308 (1, 9)	4-1 FC5-4 BB 1-2 BB	0-0 G3		0-0 1-H 2B			0-1 SH3-4 1-2			2	0	1	1	1	0	1
Will Clark, L OBP: 0.350, SLG: 0.450 (1, 3)	4-1 FC5-4 BB 1-2 2-3		3-1 G3-1	0-3 K			2-1 F7 2-3			3	0	0	0	1	1	1
Kevin Mitchell, R OBP: 0.371, SLG: 0.545 (1, 7)	1-2 FC5-4 BB 1-2f 2-3 3-H		1-1 F9		1-2 F8		1-3 K			4	0	0	1	0	1	3
Matt Williams, R OBP: 0.318, SLG: 0.484 (1, 5)	1-3 K		1-3 K		1-2 F8			0-0 1B FC5-4 1B		4	1	1	0	0	2	2
Terry Kennedy, L OBP: 0.351, SLG: 0.385 (1, 2)	4-2 BB 1-2			0-0 2B HR 1B		2-1 P3		0-0 FC5-4 1B 1-3		3	1	2	0	1	0	0
Robby Thompson, R OBP: 0.302, SLG: 0.395 (1, 4)	2-3 K			0-1 F9			2-3 K		0-1 FC5-4 G1-3 1-2f 3-H	4	0	0	1	0	2	5
Dave Anderson, R OBP: 0.347, SLG: 0.432 (1, 6)				2-0 1-3 HR 2B		2-1 F9		2-1 G1-3 1-2		4	1	2	0	0	0	1
Kelly Downs, R Ernest Riles, L Francisco Oliveras, R Jeff Brantley, R Mark Thurmond, L Bill Bathe, R Steve Bedrosian, R		0-0 FC3-6 1B 1-2f		2-0 2-3 HR		0-1 G5-3		3-3 K		1	0	0	0	0	0	1

Inning Stats	R: 1	H: 0	E: 0	K: 2	S: 15	LOB: 3	BB: 4	P: 35	R: 0	H: 2	E: 0	K: 0	S: 4	LOB: 1	BB: 0	P: 6	R: 0	H: 0	E: 0	K: 1	S: 7	LOB: 0	BB: 0	P: 12	R: 4	H: 5	E: 0	K: 1	S: 10	LOB: 0	BB: 0	P: 15	R: 0	H: 0	E: 0	K: 0	S: 10	LOB: 0	BB: 0	P: 14	R: 0	H: 0	E: 0	K: 1	S: 9	LOB: 0	BB: 0	P: 13	R: 0	H: 0	E: 0	K: 1	S: 8	LOB: 1	BB: 1	P: 15	R: 1	H: 2	E: 0	K: 1	S: 9	LOB: 1	BB: 0	P: 14	1B: 6	2B: 2	3B: 0	HR: 1	SF: 0	SAC: 1	DP: 0	HBP: 0	WP: 0	PB: 0	SB: 0	CS: 0	PA: 36
--------------	------	------	------	------	-------	--------	-------	-------	------	------	------	------	------	--------	-------	------	------	------	------	------	------	--------	-------	-------	------	------	------	------	-------	--------	-------	-------	------	------	------	------	-------	--------	-------	-------	------	------	------	------	------	--------	-------	-------	------	------	------	------	------	--------	-------	-------	------	------	------	------	------	--------	-------	-------	-------	-------	-------	-------	-------	--------	-------	--------	-------	-------	-------	-------	--------

PITCHER	IP	WLS	BF	H	R	ER	SO	BB	IBB	HBP	BLK	WP	HR	S	P	ERA	WHIP
Tommy Greene, R ERA: 7.17 (1, 1)	3.1		17	4	3	3	3	4	0	0	0	0	0	30	59	8.10	2.400
Dennis Cook, L ERA: 3.37 (4, 1)	1.2	L	7	3	2	2	1	0	0	0	0	0	1	16	23	10.80	1.800
Bruce Ruffin, L ERA: 5.21 (6, 1)	1.2		6	0	0	0	1	1	0	0	0	0	0	14	24	0.00	0.600
Darrel Akerfelds, R ERA: 3.13 (7, 1)	0.1		1	0	0	0	1	0	0	0	0	0	0	3	4	0.00	0.000
Joe Boever, R ERA: 4.06 (8, 1)	1.0		5	2	1	1	1	0	0	0	0	0	0	9	14	9.00	2.000

BOTTOM

Philadelphia Phillies @ San Francisco Giants
Candlestick Park, San Francisco, CA

Thu Aug 23 1990, 10:05 PM EDT
Att: 13,918 - Unknown - 60 F

AB	30
R	6
H	9
RBI	6
BB	5
SO	7
LOB	15



Batter	1	2	3	4	5	6	7	8	9	AB R H RBI BB SO LOB	TOP											
Lenny Dykstra, L (1, 8) OBP: 0.438, SLG: 0.462 Roger McDowell, R (8, 1)	0-0 F7		2-2 FC6-4		1-2 F8		2-0 G5-3	0-0 G3-1		5 0 0 0 0 0 2 0 0 0 0 0 0 0												
Darren Daulton, L (1, 2) OBP: 0.366, SLG: 0.419	1-3 K		3-2 F8		2-2 1B		0-1 1B		0-0 L8	5 0 2 0 0 1 1												
Von Hayes, L (1, 7) OBP: 0.380, SLG: 0.433	3-1 F9			0-1 1B	3-3 K		1-0 1B		1-0 1B	5 1 3 0 0 1 1												
Dale Murphy, R (1, 9) OBP: 0.306, SLG: 0.397		0-3 K		0-0 1B	4-0 FC6-4		0-0 P2		1-3 K	4 1 1 0 1 2 3												
John Kruk, L (1, 3) OBP: 0.384, SLG: 0.389		4-2 G5-3		1-2 FC4-6	2-2 FC6-4		3-1 1B		2-0 FC5-4	4 0 3 1 1 0 2												
Randy Ready, R (1, 4) OBP: 0.333, SLG: 0.323		1 SAFE G5-3		0-0 FC4-6	1-1 G5-3		0-0 P4		0-0 FC5-4	5 0 1 0 0 0 6												
Dickie Thon, R (1, 6) OBP: 0.323, SLG: 0.364 Sii Campusano, R (8, 8) OBP: 0.286, SLG: 0.304		2-0 F9		0-0 L3	0-2 2B				3-2 P4	4 0 1 0 0 0 4 0 0 0 0 0 0 0												
Dave Hollins, S (1, 5) OBP: 0.276, SLG: 0.351			4-2 FC6-4	1-1 FC4-6	1-0 F8				0-0 1B	3 0 1 1 1 0 3												
Pat Combs, L (1, 1) OBP: 0.167, SLG: 0.133 Bruce Ruffin, S (3, PH) OBP: 0.133, SLG: 0.071			0-3 K	1-0 F7	1-1 F8				2-3 K	0 0 0 0 0 0 0 2 0 0 0 0 1 3												
Tom Herr, S (6, PH) OBP: 0.319, SLG: 0.352 Darrel Akerfelds, R (6, 1) OBP: 0.280, SLG: 0.200 Don Garlitski, L (7, 1) OBP: 0.333, SLG: 0.333 Rod Booker, L (8, PH) OBP: 0.316, SLG: 0.314										1 0 0 0 0 0 1 0 0 0 0 0 0 0 0 0 0 0 0 0 0 1 0 0 0 0 1 1												
Inning Stats	R: 0 E: 0 K: 1 S: 6	H: 0 LOB: 0 BB: 0 P: 10	R: 0 E: 0 K: 1 S: 10	H: 0 LOB: 1 BB: 1 P: 16	R: 0 E: 0 K: 1 S: 11	H: 0 LOB: 1 BB: 1 P: 20	R: 2 E: 0 K: 0 S: 11	H: 4 LOB: 2 BB: 0 P: 14	R: 0 E: 0 K: 1 S: 13	H: 1 LOB: 2 BB: 1 P: 25	R: 0 E: 0 K: 0 S: 8	H: 1 LOB: 1 BB: 0 P: 11	R: 0 E: 0 K: 0 S: 8	H: 3 LOB: 3 BB: 0 P: 14	R: 0 E: 0 K: 1 S: 9	H: 1 LOB: 1 BB: 0 P: 14	R: 0 E: 0 K: 1 S: 7	H: 2 LOB: 2 BB: 0 P: 11	1B: 11 2B: 1 3B: 0 HR: 0	SF: 0 SAC: 0 DP: 0 HBP: 0	WP: 0 PB: 0 SB: 1 CS: 0	PA: 42
PITCHER	IP WLS BF H R ER SO BB IBB HBP BLK WP HR S P ERA WHIP																					
Michael LaCoss, R (1, 1) ERA: 3.23	7.0 W 33 9 2 2 4 3 0 0 0 0 0 0 67 110 2.57 1.714																					
Rick Rodriguez, R (8, 1) ERA: 11.57	1.0 4 1 0 0 1 0 0 0 0 0 0 0 9 14 0.00 1.000																					
Mark Dewey, R (9, 1) ERA:	1.0 5 2 0 0 1 0 0 0 0 0 0 0 7 11 0.00 2.000																					

Philadelphia Phillies @ San Francisco Giants
Candlestick Park, San Francisco, CA

Fri Aug 24 1990, 10:05 PM EDT
Att. 15,961 - Unknown - 62 F

livebaseballscorecards.com

AB	39
R	2
H	12
RBI	2
BB	3
SO	6
LOB	27



Batter	1	2	3	4	5	6	7	8	9
Brett Butler, L OBP: 0.385, SLG: 0.350 (1, 8)	2-1 G4-3	2-1 SF9	1-2 FC6-4		3-2 1B	0-1 SF8		0-0 G4-3	
Mike Kingery, L OBP: 0.318, SLG: 0.305 (7, 8)									
Dave Anderson, R OBP: 0.360, SLG: 0.443 (1, 6)	0-0 1B	0-0 1B	2-3 K		0-1 1B	0-0 FC5			
Rick Parker, R OBP: 0.309, SLG: 0.350 (3, PH) (4, 9)									
Will Clark, L OBP: 0.350, SLG: 0.451 (1, 3)	0-0 F7	3-2 2B		2-2 L6-4	0-0 G4-3		1-2 G3-1		
Kevin Mitchell, R OBP: 0.375, SLG: 0.556 (1, 7)	1-3 K	0-1 1B		2-2 FC5-4		4-2 HR	2-1 HR		
Matt Williams, R OBP: 0.321, SLG: 0.491 (1, 5)				1-1 L6-4		2-2 HR	1-0 F7		
Gary Carter, R OBP: 0.331, SLG: 0.414 (1, 2)				2-2 FC5-4		0-1 1B	0-0 P3		
Rick Rodriguez, R (8, 1)									
Mark Dewey, R (9, 1)									
Robby Thompson, R OBP: 0.305, SLG: 0.395 (1, 4)					2-1 1B	4-1 FC5		1-2 L3	
Ernest Riles, L OBP: 0.344, SLG: 0.473 (6, PH) (7, 4)									
Greg Litton, R OBP: 0.283, SLG: 0.303 (1, 9) (4, 6)					2-3 K	1-2 1B		4-1 FC5-4	
Michael LaCoss, R OBP: 0.067, SLG: 0.133 (1, 1)					0-0 SH3-4	1-3 K		1-2 FC5-4	
Bill Bathe, R OBP: 0.325, SLG: 0.412 (8, 2)									

AB	R	H	RBI	BB	SO	LOB
3	0	1	2	0	0	1
1	0	0	0	0	0	1
2	1	2	1	0	0	0
3	0	1	1	0	1	3
5	1	2	0	0	0	3
4	3	3	4	1	1	1
4	2	2	3	1	0	2
5	2	2	0	0	0	2
0	0	0	0	0	0	0
0	0	0	0	0	0	0
2	2	1	0	1	0	1
1	0	0	0	1	0	0
4	1	3	2	1	1	1
2	1	0	0	0	1	4
1	0	0	0	0	0	1

WP	HR	S	P	ERA	WHIP
0	0	28	48	36.00	4.500
0	0	35	54	3.00	2.000
0	1	19	31	27.00	5.000
0	1	7	11	9.00	1.000
0	0	8	14	0.00	1.000

1B	2B	3B	HR	SF	SAC	DP	HBP
13	3	0	2	2	1	0	0
0	0	0	0	0	0	0	0
0	0	0	0	0	0	0	0

WP	HR	S	P	ERA	WHIP
0	0	28	48	36.00	4.500

Philadelphia Phillies @ San Francisco Giants
Candlestick Park, San Francisco, CA
Fri Aug 24 1990, 10:05 PM EDT
Att: 15,961 - Unknown - 62 F

livebaseballscores.com

AB	37
R	13
H	17
RBI	13
BB	5
SO	4
LOB	20



PITCHER	IP	WLS	BF	H	R	ER	SO	BB	IBB	HBP	BLK	WP	HR	S	P	ERA	WHIP
Pat Combs, L ERA: 4.22 (1, 1)	2.0	L	16	7	8	8	1	2	0	0	0	0	0	28	48	36.00	4.500
Bruce Ruffin, L ERA: 5.16 (3, 1)	3.0		14	6	1	1	2	0	0	0	0	0	0	35	54	3.00	2.000
Darrel Akerfelds, R ERA: 3.43 (6, 1)	1.0		8	3	3	3	1	2	0	0	0	0	1	19	31	27.00	5.000
Don Carman, L ERA: 4.29 (7, 1)	1.0		4	1	1	1	0	0	0	0	0	0	1	7	11	9.00	1.000
Roger McDowell, R ERA: 4.26 (8, 1)	1.0		4	0	0	0	0	1	0	0	0	0	0	8	14	0.00	1.000

Batter	1	2	3	4	5	6	7	8	9	AB R H RBI BB SO LOB	TOP											
Lenny Dykstra, L (1, 8) OBP: 0.441, SLG: 0.473	0-0 HR		0-0 2B		0-0 6-3		4-0 BB 1-2 BB		0-0 1-2 4-3 1B	4 1 3 1 1 0 0	Philadelphia Phillies @ San Francisco Giants Candlestick Park, San Francisco, CA Sat Aug 25 1990, 6:33 AM EDT Att: 28,208 - Unknown											
Darren Daulton, L (1, 2) OBP: 0.364, SLG: 0.416	0-0 G3		0-0 F9			0-0 1B 1B	0-3 K	0-0 1-2 2-3 4-3	5 1 1 0 0 1 5													
Von Hayes, L (1, 7) OBP: 0.380, SLG: 0.431	0-0 6-3			0-0 G3		0-0 1B 1-3 1B	0-0 1-3	4-0 FC4-6 IBB	4 0 1 0 1 0 2													
Dale Murphy, R (1, 9) OBP: 0.305, SLG: 0.395	0-0 F8			0-0 F7		0-0 1B 1-3 3-H	0-3 K	0-3 K	5 0 1 1 0 2 3													
John Kruk, L (1, 3) OBP: 0.384, SLG: 0.386		0-3 K		4-0 1B BB		0-0 L4	0-3 K	4-0 2B BB FC4-6	3 0 0 0 2 1 5													
Charlie Hayes, R (1, 5) OBP: 0.302, SLG: 0.369		0-0 L5-3 1B		0-0 1-3 1B		0-0 F9	0-0 F8		4 0 2 0 0 0 3													
Dickie Thon, R (1, 6) OBP: 0.322, SLG: 0.366		0-0 L5-3		0-3 K		0-0 F9	0-0 F9	0-0 1-3 2B	4 0 1 0 0 1 5													
Rod Booker, L (1, 4) OBP: 0.324, SLG: 0.322			0-0 1-3		0-0 B3-6-4 1B		0-0 BB 1B	0-0 4-3	4 0 2 0 0 0 2													
Roger McDowell, R (8, 1)									0 0 0 0 0 0 0													
Terry Mulholland, R (1, 1) OBP: 0.130, SLG: 0.133			0-0 4-3		0-0 B3-6-4		0-3 K	0-0 4-3 1B	3 0 0 0 0 1 2													
Joe Boever, R (7, 1)									0 0 0 0 0 0 0													
Don Carman, L (8, 1) OBP: 0.333, SLG: 0.333									0 0 0 0 0 0 0													
Tom Herr, S (8, 4) OBP: 0.320, SLG: 0.353									1 0 1 0 0 0 0													
Inning Stats	R: 1 E: 0 K: 0 S: 4	H: 1 LOB: 0 BB: 0 P: 4	R: 0 E: 0 K: 1 S: 5	H: 1 LOB: 0 BB: 0 P: 5	R: 0 E: 0 K: 0 S: 4	H: 1 LOB: 1 BB: 0 P: 4	R: 0 E: 0 K: 1 S: 6	H: 1 LOB: 2 BB: 1 P: 10	R: 0 E: 0 K: 0 S: 3	H: 1 LOB: 0 BB: 0 P: 3	R: 1 E: 0 K: 0 S: 6	H: 3 LOB: 2 BB: 0 P: 6	R: 0 E: 0 K: 2 S: 8	H: 1 LOB: 2 BB: 1 P: 12	R: 0 E: 0 K: 1 S: 6	H: 1 LOB: 2 BB: 1 P: 10	R: 0 E: 0 K: 1 S: 7	H: 2 LOB: 3 BB: 1 P: 11	1B: 9 2B: 3 3B: 0 HR: 1	SF: 0 SAC: 0 DP: 2 HBP: 0	WP: 0 PB: 0 SB: 0 CS: 0	PA: 41
PITCHER	IP WLS BF H R ER SO BB IBB HBP BLK WP HR S P ERA WHIP																					
Don Robinson, R (1, 1) ERA: 3.73	6.1 W 28 9 2 2 3 2 0 0 0 0 0 1 32 40 2.84 1.737																					
Mark Thurmond, L (7, 1) ERA: 3.25	0.2 2 0 0 0 1 0 0 0 0 0 0 0 4 4 0.00 0.000																					
Jeff Brantley, R (8, 1) ERA: 1.54	2.0 S 11 3 0 0 2 1 1 0 0 0 0 0 13 21 0.00 2.000																					

livebaseballscorecards.com

AB	37
R	2
H	12
RBI	2
BB	4
SO	6
LOB	27



Batter	1	2	3	4	5	6	7	8	9
Brett Butler, L (1, 8) OBP: 0.385, SLG: 0.350	0-0 5-3		0-0 WP 1B		0-3 K			4-0 3-1 1B BB	
Greg Litton, R (1, 9) OBP: 0.284, SLG: 0.304	0-3 K		0-0 2-H 1B		0-0 F8			0-0 SH5-3 1-2	
Will Clark, L (1, 3) OBP: 0.348, SLG: 0.447	0-0 6-3		0-3 K		0-0 5-3			0-0 3-1 2-3	
Kevin Mitchell, R (1, 7) OBP: 0.373, SLG: 0.552		0-0 6-3		0-0 5-3		0-0 6-3		0-0 FC4-6 1B	
Mike Kingery, L (8, 7) OBP: 0.323, SLG: 0.311									
Matt Williams, R (1, 5) OBP: 0.320, SLG: 0.495		0-3 K		0-0 HR		0-0 F8		0-0 FC4-6 1-2f	
Gary Carter, R (1, 2) OBP: 0.331, SLG: 0.413			0-0 5-3		0-3 K		0-0 SH1-4 1B		
Scott Garrelts, R (7, PR) OBP: 0.100, SLG: 0.086									
Terry Kennedy, L (8, 2) OBP: 0.351, SLG: 0.385									
Robby Thompson, R (1, 4) OBP: 0.308, SLG: 0.397			4-0 1B BB	0-0 1B		0-0 SH1-4 1-2			
Mike Benjamin, R (1, 6)			0-0 1-3 1-2	0-0 F8		0-0 F9			
Don Robinson, R (1, 1) OBP: 0.137, SLG: 0.216			0-3 K		0-0 P6		0-0 4-3		
Mark Thurmond, L (7, 1)									
Bill Bathe, R (7, PH) OBP: 0.317, SLG: 0.400									
Jeff Brantley, R (8, 1) OBP: 0.286, SLG: 0.429									

Inning Stats	R: 0	H: 0	E: 0	LOB: 0	K: 1	BB: 0	S: 5	R: 0	H: 0	E: 0	LOB: 0	K: 1	BB: 0	S: 5	R: 0	H: 0	E: 0	LOB: 0	K: 1	BB: 0	S: 5	R: 0	H: 0	E: 0	LOB: 0	K: 1	BB: 0	S: 5	R: 0	H: 1	E: 0	LOB: 2	K: 0	BB: 0	S: 4	R: 1	H: 1	E: 0	LOB: 1	K: 0	BB: 1	S: 4
	0	0	0	0	1	0	5	0	0	0	0	1	0	5	0	0	0	0	1	0	0	5	0	0	0	0	1	0	0	3	0	0	4	1	1	0	1	0	1	8		

PITCHER	IP	WLS	BF	H	R	ER	SO	BB	IBB	HBP	BLK	WP	HR	S	P	ERA	WHIP
Terry Mulholland, L (1, 1) ERA: 3.89	6.1	L	25	5	3	3	6	1	0	0	0	1	1	36	40	4.26	0.947
Joe Boever, R (7, 1) ERA: 4.14	1.0		4	0	1	1	0	1	0	0	0	0	0	3	7	9.00	1.000
Don Carman, L (8, 1) ERA: 4.27	0.1		2	1	0	0	0	0	0	0	0	0	0	2	2	0.00	3.000
Roger McDowell, R (8, 1) ERA: 4.24	0.1		1	0	0	0	0	0	0	0	0	0	0	1	1	0.00	0.000

BOTTOM

Philadelphia Phillies @ San Francisco Giants
Candlestick Park, San Francisco, CA

Sat Aug 25 1990, 6:33 AM EDT
Att. 28,208 - Unknown

AB	R	H	RBI	BB	SO	LOB
3	2	1	1	1	1	0
3	0	1	1	0	1	0
4	0	0	0	0	1	2
3	0	0	0	0	0	0
1	0	1	1	0	0	0
4	1	1	1	0	1	1
3	0	1	0	0	1	0
0	0	0	0	0	0	0
0	0	0	0	0	0	0
1	1	1	0	1	0	0
3	0	0	0	0	0	4
2	0	0	0	0	1	1
0	0	0	0	0	0	0
1	0	0	0	0	0	2
0	0	0	0	0	0	0

AB	28
R	4
H	6
RBI	4
BB	2
SO	6
LOB	10

livebaseballscorecards.com

GIANTS

WP	PA
1	32
PB	0
SB	0
CS	0

Batter	1	2	3	4	5	6	7	8	9	AB R H RBI BB SO LOB	TOP											
Lenny Dykstra, L OBP: 0.441, SLG: 0.471 (1, 8)	1-2 P6		0-0 P5		3-1 P5		3-2 G3-6-1 1B		4-1 BB	4 0 1 0 1 0 1												
Darren Daulton, L OBP: 0.367, SLG: 0.417 (1, 2)	1-1 G4-3		4-2 HR BB		0-0 1B		1-0 G3-6-1 1B		1-1 F9	4 1 2 0 1 0 2												
Von Hayes, L OBP: 0.380, SLG: 0.437 (1, 9)	4-0 S BB		1-1 1-H 2-H HR		0-0 G6		2-0 G3-6-1		0-2 G3	4 1 1 3 1 0 5												
Carmelo Martinez, R OBP: 0.339, SLG: 0.400 (1, 7)	3-2 P2		0-3 K			0-0 HR 1B			1-3 K	4 1 1 0 0 2 2												
John Kruk, L OBP: 0.385, SLG: 0.394 (1, 3)		3-2 G3		2-3 K		0-0 1-H HR		4-0 L9-3 BB		3 1 1 2 1 1 0												
Charlie Hayes, R OBP: 0.300, SLG: 0.365 (1, 5)		0-0 G6-3		0-0 G5-3		2-3 K		2-1 F8		4 0 0 0 0 1 1												
Dickie Thon, R OBP: 0.321, SLG: 0.364 Roger McDowell, R (8, 1)		3-1 L5		0-0 1B		0-0 E5		3-2 L9-3		4 0 1 0 0 0 1 0 0 0 0 0 0 0												
Rod Booker, L OBP: 0.330, SLG: 0.323 (8, 6)			4-1 SH3 HR BB		0-0 G4-3		0-0 L8		1-2 F9 S 1B	3 1 1 0 1 0 2												
Jason Grimsley, R OBP: 0.250, SLG: 0.143 Tom Herr, S OBP: 0.319, SLG: 0.352 (8, 4)			0-1 SH3		2-1 G3-1		2-2 G6-3		1-3 K	2 0 0 0 0 0 1 1 0 0 0 0 1 1												
Inning Stats	R: 0 E: 0 K: 0 S: 11	H: 0 LOB: 1 BB: 1 P: 19	R: 0 E: 0 K: 0 S: 9	H: 0 LOB: 0 BB: 0 P: 15	R: 3 E: 0 K: 1 S: 11	H: 1 LOB: 0 BB: 2 P: 20	R: 0 E: 0 K: 1 S: 8	H: 1 LOB: 1 BB: 0 P: 10	R: 0 E: 0 K: 0 S: 6	H: 1 LOB: 1 BB: 0 P: 11	R: 2 E: 1 K: 1 S: 14	H: 2 LOB: 1 BB: 0 P: 18	R: 0 E: 0 K: 1 S: 8	H: 2 LOB: 1 BB: 0 P: 15	R: 0 E: 0 K: 0 S: 7	H: 0 LOB: 0 BB: 1 P: 15	R: 0 E: 0 K: 1 S: 13	H: 1 LOB: 2 BB: 1 P: 20	1B: 6 2B: 1 3B: 0 HR: 2	SF: 0 SAC: 1 DP: 2 HBP: 0	WP: 0 PB: 0 SB: 2 CS: 0	PA: 39
PITCHER	IP WLS BF H R ER SO BB IBB HBP BLK WP HR S P ERA WHIP																			PITCHER	IP WLS BF H R ER SO BB IBB HBP BLK WP HR S P ERA WHIP	
John Burkett, R ERA: 3.66 (1, 1)	5.0 L 21 3 3 3 2 3 0 0 0 0 1 45 75 5.40 1.200																					
Francisco Oliveras, R ERA: 3.74 (6, 1)	1.0 6 2 2 2 1 0 0 0 0 0 0 1 14 18 18.00 2.000																					
Mark Dewey, R ERA: (7, 1)	1.0 4 2 0 0 1 0 0 0 0 0 0 0 8 15 0.00 2.000																					
Rick Rodriguez, R ERA: 8.1 (8, 1)	1.0 3 0 0 0 0 1 0 0 0 0 0 0 7 15 0.00 1.000																					
Steve Bedrosian, R ERA: 4.64 (9, 1)	1.0 5 1 0 0 1 1 0 0 0 0 0 0 13 20 0.00 2.000																					

Philadelphia Phillies @ San Francisco Giants
Candlestick Park, San Francisco, CA
Sun Aug 26 1990, 6:33 AM EDT
Att. 30,208 - Sunny

livebaseballscorecards.com

AB	33
R	5
H	8
RBI	5
BB	5
SO	5
LOB	16



Batter	1	2	3	4	5	6	7	8	9	AB	R	H	RBI	BB	SO	LOB
Brett Butler, L OBP: 0.386, SLG: 0.350 (1, 8)	0-1 G1-3		4-1 CS BB			3-2 1B	0-0 G4-3			3	0	1	0	1	0	0
Mike Kingery, L OBP: 0.313, SLG: 0.301 (1, 9)	1-0 L7		2-1 G3-1			2-2 F8		0-1 G4-3		4	0	0	0	0	0	2
Will Clark, L OBP: 0.349, SLG: 0.447 (1, 3)	1-0 BB 1B			1-3 K		1-3 K		4-0 FC6-4 BB		3	0	1	0	1	2	1
Kevin Mitchell, R OBP: 0.374, SLG: 0.551 (1, 7)	4-2 1-2 BB			1-0 G6-3		1-2 BB 1B		2-3 K		3	0	1	0	1	1	1
Matt Williams, R OBP: 0.320, SLG: 0.492 (1, 5)	3-2 F9			0-0 G5-3		4-1 1-2 BB		0-0 FC6-4		3	0	0	0	1	0	3
Terry Kennedy, L OBP: 0.350, SLG: 0.383 (1, 2)		2-1 CS 1B			0-1 G4-3	2-3 K			2-2 G6-3	4	0	1	0	0	1	3
Robby Thompson, R OBP: 0.305, SLG: 0.393 (1, 4)		3-3 K			0-0 F9		3-2 G6-3		2-2 P4	4	0	0	0	0	1	1
Mike Benjamin, R OBP: 0.429, SLG: 1.000 (1, 6)		2-1 G3-1			1-2 2B		2-1 HR		4-1 BB	3	1	2	1	1	0	0
John Burkett, R OBP: 0.152, SLG: 0.065 (5, PH) Bill Bathie, R OBP: 0.319, SLG: 0.389 Francisco Oliveras, R (6, 1) Mark Dewey, R (7, 1) Jose Uribe, S OBP: 0.301, SLG: 0.319 Rick Rodriguez, R (8, 1) Steve Bedrosian, R OBP: 0.333, SLG: 0.333 Ernest Riles, L OBP: 0.341, SLG: 0.468 (9, PH)			2-2 G1-3		0-0 F8		1-3 K		1-2 G3	1	0	0	0	0	0	0

Inning Stats	R: 0	H: 1	E: 0	LOB: 2	K: 0	BB: 1	S: 10	R: 0	H: 1	E: 0	LOB: 0	K: 1	BB: 0	S: 7	R: 0	H: 0	E: 0	LOB: 0	K: 0	BB: 1	S: 6	R: 0	H: 0	E: 0	LOB: 0	K: 1	BB: 0	S: 5	R: 0	H: 1	E: 0	LOB: 1	K: 0	BB: 0	S: 7	R: 0	H: 2	E: 0	LOB: 3	K: 2	BB: 1	S: 17	R: 1	H: 1	E: 0	LOB: 0	K: 1	BB: 0	S: 10	R: 0	H: 0	E: 0	LOB: 1	K: 1	BB: 1	S: 6	R: 0	H: 0	E: 0	LOB: 1	K: 0	BB: 1	S: 12	R: 0	H: 0	E: 0	LOB: 1	K: 0	BB: 1	S: 12	R: 0	H: 0	E: 0	LOB: 1	K: 0	BB: 1	S: 12	1B: 4	SF: 0	2B: 2	SAC: 0	3B: 0	DP: 1	HR: 1	HBP: 0	WP: 0	PA: 36
--------------	------	------	------	--------	------	-------	-------	------	------	------	--------	------	-------	------	------	------	------	--------	------	-------	------	------	------	------	--------	------	-------	------	------	------	------	--------	------	-------	------	------	------	------	--------	------	-------	-------	------	------	------	--------	------	-------	-------	------	------	------	--------	------	-------	------	------	------	------	--------	------	-------	-------	------	------	------	--------	------	-------	-------	------	------	------	--------	------	-------	-------	-------	-------	-------	--------	-------	-------	-------	--------	-------	--------

PITCHER	IP	WLS	BF	H	R	ER	SO	BB	IBB	HBP	BLK	WP	HR	S	P	ERA	WHIP
Jason Grimsley, R ERA: 3.43 (1, 1)	7.0	W	28	6	1	1	5	3	0	0	0	0	1	62	108	1.29	1.286
Roger McDowell, R ERA: 4.11 (8, 1)	2.0		8	0	0	0	1	2	0	0	0	0	0	18	33	0.00	1.000


BOTTOM

Philadelphia Phillies @ San Francisco Giants
Candlestick Park, San Francisco, CA

Sun Aug 26 1990, 6:33 AM EDT
Att. 30,208 - Sunny

livebaseballscorecards.com

AB	31
R	1
H	6
RBI	1
BB	5
SO	6
LOB	13



Batter	1	2	3	4	5	6	7	8	9	AB R H RBI BB SO LOB	TOP											
Lenny Harris, L (1, 4) OBP: 0.334, SLG: 0.357 Juan Samuel, R (9, PH) OBP: 0.298, SLG: 0.329 (9, 4)	2-2 G4-3			1-1 F7		2-2 G4-3		1-0 G4-3	SAFE 0-0 L5-3	4 0 0 0 0 0 1 1 0 0 0 0 0 1												
Kirk Gibson, L (1, 8) OBP: 0.360, SLG: 0.443	1-3 K			0-3 K		3-2 G6-3		0-1 2B 1B		4 1 1 1 0 2 0												
Kal Daniels, L (1, 7) OBP: 0.378, SLG: 0.491 Chris Gwynn, L (7, PH) OBP: 0.306, SLG: 0.379 (7, 7)	2-0 L5			4-1 BB			1-3 K	1-2 1B 2B		1 0 0 0 1 0 0 2 1 1 0 0 1 0												
Eddie Murray, S (1, 3) OBP: 0.395, SLG: 0.498		3-2 G6-3		1-3 K			2-2 1B 1B	4-0 1B 1B IBB		3 1 1 0 1 1 1												
Hubie Brooks, R (1, 9) OBP: 0.307, SLG: 0.431 Jay Howell, R (8, 1)		0-1 F8			0-2 HR		0-1 1B	1-2 1B 1B		4 1 3 3 0 0 0 0 0 0 0 0 0 0												
Mike Scioscia, L (1, 2) OBP: 0.343, SLG: 0.408		1-0 G4-3			1-3 K		1-0 P6	2-0 1B		4 0 1 1 0 1 2												
Mike Sharperson, R (1, 5) OBP: 0.392, SLG: 0.383			1-1 G6-3		0-3 K		0-0 G5-3	3-2 G4-3		4 0 0 0 0 1 4												
Jose Offerman, S (1, 6) OBP: 0.273, SLG: 0.381			0-3 K		3-2 G3			4-1 G4-3 1B SH3-4 BB	0-2 L5-3 1B	3 1 1 0 1 1 0												
Jim Neidlinger, S (1, 1) OBP: 0.154, SLG: 0.083 Alfredo Griffin, S (8, PH) OBP: 0.267, SLG: 0.262 Jose Gonzalez, R (8, 9) OBP: 0.284, SLG: 0.455			0-2 G4-3		0-2 G6-3			1-0 SH3-4 1B	SAFE 1-2 SAFE 1-2 SAFE 1-2 P6	2 0 0 0 0 0 0 0 0 0 0 0 0 0 1 0 0 0 0 0 1												
Inning Stats	R: 0 E: 0 K: 1 S: 7	H: 0 LOB: 0 BB: 0 P: 12	R: 0 E: 0 K: 0 S: 7	H: 0 LOB: 0 BB: 0 P: 11	R: 0 E: 0 K: 1 S: 8	H: 0 LOB: 0 BB: 0 P: 9	R: 0 E: 0 K: 2 S: 9	H: 0 LOB: 1 BB: 1 P: 15	R: 1 E: 0 K: 2 S: 16	H: 1 LOB: 0 BB: 0 P: 20	R: 0 E: 0 K: 0 S: 9	H: 0 LOB: 0 BB: 0 P: 14	R: 0 E: 0 K: 1 S: 10	H: 2 LOB: 2 BB: 0 P: 14	R: 4 E: 0 K: 0 S: 16	H: 4 LOB: 2 BB: 2 P: 33	R: 0 E: 0 K: 0 S: 9	H: 1 LOB: 0 BB: 0 P: 10	1B: 6 2B: 2 3B: 0 HR: 1	SF: 0 SAC: 1 DP: 1 HBP: 0	WP: 0 PB: 0 SB: 0 CS: 0	PA: 37
PITCHER	IP WLS BF H R ER SO BB IBB HBP BLK WP HR S P ERA WHIP																				PITCHER	IP WLS BF H R ER SO BB IBB HBP BLK WP HR S P ERA WHIP
Jose De Jesus, R (1, 1) ERA: 3.3	7.2 L 30 5 4 4 7 2 0 0 0 0 1 74 110 4.70 0.913																					
Roger McDowell, R (8, 1) ERA: 4.22	0.1 4 2 1 1 0 0 0 1 0 0 0 0 8 18 27.00 6.000																					
Dennis Cook, L (9, 1) ERA: 3.34	1.0 3 1 0 0 0 0 0 0 0 0 0 0 9 10 0.00 1.000																					

Los Angeles Dodgers @ Philadelphia Phillies
Veterans Stadium, Philadelphia, PA
Tue Aug 28 1990, 7:05 PM EDT
Att. 24,296 - Unknown - 85 F

livebaseballscorecards.com

AB	33
R	5
H	8
RBI	5
BB	3
SO	7
LOB	10



Batter	1	2	3	4	5	6	7	8	9	AB	R	H	RBI	BB	SO	LOB
Lenny Dykstra, L OBP: 0.437, SLG: 0.467 (1, 8)	2-1 F7	0-0 G3			1-2 G3			0-0 F9		4	0	0	0	0	0	2
Darren Daulton, L OBP: 0.366, SLG: 0.415 (1, 2)	0-0 P6		2-3 K		1-1 P5			1-1 1B		4	0	1	0	0	1	0
Von Hayes, L OBP: 0.379, SLG: 0.434 (1, 7)	4-1 2B BB		2-0 G3-1		1-1 F9			1-3 K		3	1	0	0	1	1	1
Dale Murphy, R OBP: 0.306, SLG: 0.396 (1, 9)	0-1 2B		4-2 BB		0-0 F8			0-1 F8		3	0	1	1	1	0	1
John Kruk, L OBP: 0.384, SLG: 0.393 (1, 3)	1-0 G3		3-2 F8		0-1 G3-6-3 1B				3-3 K	4	0	1	0	0	1	2
Tom Herr, S OBP: 0.321, SLG: 0.354 (1, 4)		1-1 SH1-4 1B		2-2 G5-4-3 1B		1-2 G3-6-3 1-2f			1-2 F7	4	0	2	0	0	0	1
Charlie Hayes, R OBP: 0.301, SLG: 0.366 (1, 5)		1-1 SH1-4 1B		0-0 G5-4-3 1B		1-2 1B		0-0 F8	1-2 G3	4	0	2	0	0	0	0
Dickie Thon, R OBP: 0.319, SLG: 0.362 (1, 6)		2-3 K		0-2 G5-4-3 1-2f 2-3				0-1 G6-3		3	0	0	0	0	1	4
Jose De Jesus, R OBP: 0.167, SLG: 0.111 Roger McDowell, R OBP: 0.297, SLG: 0.378 (1, 1) (8, 1) (9, 1)		0-0 SH1-4		2-3 K				0-3 K		2	0	0	0	0	2	1
		1-2 2-3								0	0	0	0	0	0	0
										0	0	0	0	0	0	0

Inning Stats	R: 1	H: 1	E: 0	K: 0	S: 7	H: 1	LOB: 1	BB: 1	P: 14	R: 0	H: 2	E: 0	K: 1	S: 9	H: 2	LOB: 2	BB: 0	P: 13	R: 0	H: 0	E: 0	K: 1	S: 10	H: 0	LOB: 1	BB: 1	P: 21	R: 0	H: 2	E: 0	K: 1	S: 10	H: 1	LOB: 0	BB: 0	P: 7	R: 0	H: 0	E: 0	K: 1	S: 7	H: 0	LOB: 0	BB: 0	P: 10	R: 0	H: 1	E: 0	K: 0	S: 6	H: 0	LOB: 0	BB: 0	P: 7	R: 0	H: 1	E: 0	K: 1	S: 8	H: 1	LOB: 1	BB: 0	P: 10	R: 0	H: 0	E: 0	K: 1	S: 11	H: 0	LOB: 0	BB: 0	P: 16	1B: 6	SF: 0	2B: 1	SAC: 1	3B: 0	DP: 2	HR: 0	HBP: 0	WP: 0	PA: 34
PITCHER	IP	WLS	BF	H	R	ER	SO	BB	IBB	HBP	BLK	WP	HR	S	P	ERA	WHIP																																																																	
Jim Neidlinger, R ERA: 2.45 (1, 1)	7.0	W	27	6	1	1	4	2	0	0	0	0	0	56	86	1.29	1.143																																																																	
Jay Howell, R ERA: 2.13 (8, 1)	2.0		7	1	0	0	2	0	0	0	0	0	0	19	26	0.00	0.500																																																																	

BOTTOM

Los Angeles Dodgers @ Philadelphia Phillies
Veterans Stadium, Philadelphia, PA

Tue Aug 28 1990, 7:05 PM EDT
Att: 24,296 - Unknown - 85 F

livebaseballscores.com

AB 31
R 1
H 7
RBI 1
BB 2
SO 6
LOB 12



Batter	1	2	3	4	5	6	7	8	9	AB R H RBI BB SO LOB	TOP			
Lenny Harris, L (1, 4) OBP: 0.332, SLG: 0.353 Juan Samuel, R (6, PH) OBP: 0.296, SLG: 0.327 (6, 4)	0-0 F8	0-0 3-1			0-0 L6	0-0 E5 HR	0-0 6-3		0-0 L7	3 0 0 0 0 0 1 3 1 0 1 0 0 3				
Chris Gwynn, L (1, 7) OBP: 0.310, SLG: 0.435	0-0 HR		0-0 F7		0-0 F8	0-0 HR	0-3 K			5 2 2 5 0 1 0				
Kirk Gibson, L (1, 8) OBP: 0.364, SLG: 0.455 Jose Gonzalez, R (8, 8) OBP: 0.284, SLG: 0.455	0-0 4-3		0-0 1-4-3		0-0 1B	0-0 4-3 2B		0-0 1B G6-3 2B		5 2 3 0 0 0 0 0 0 0 0 0 0 0				
Eddie Murray, S (1, 3) OBP: 0.395, SLG: 0.499	0-0 G3		0-0 PO 2B		0-0 F8	0-0 4-3		0-0 2-3 G6-3 1B		5 0 2 0 0 0 2				
Hubie Brooks, R (1, 9) OBP: 0.312, SLG: 0.439		0-0 HR 2B	4-0 IBB			SH2-4 1B		0-0 1-2f G6-3 2B		4 3 3 1 1 0 1				
Mike Scioscia, L (1, 2) OBP: 0.347, SLG: 0.417 Rick Dempsey, R (8, PH) OBP: 0.311, SLG: 0.311 (8, 2)		0-0 HR 2-H	0-0 PO 2-3	0-0 F8		1B SH 2B		0-0 3-H 5-3		2 2 1 2 1 0 0 1 0 0 0 0 0 0				
Mike Sharperson, R (1, 5) OBP: 0.390, SLG: 0.381		0-0 6-3		0-0 1-4-3		SH2-4 1B			0-0 F9	4 0 1 0 0 0 0				
Alfredo Griffin, S (1, 6) OBP: 0.269, SLG: 0.263 Tim Crews, R (6, 1)		0-0 P6		0-0 1B		E 1B IBB			0-3 K	3 1 1 0 1 0 2 1 0 0 0 0 1 0				
Fernando Valenzuela, L (1, 1) OBP: 0.305, SLG: 0.404 Mickey Hatcher, R (6, PH) OBP: 0.287, SLG: 0.292 Jose Offerman, S (6, 6) OBP: 0.292, SLG: 0.364		0-0 2B		0-0 4-3		L8 HR 1B		0-0 6-3	4-0 BB BB BB	2 0 1 0 0 0 1 1 1 1 1 0 0 0 1 0 0 0 1 0 0				
Inning Stats	R: 1 H: 1 E: 0 LOB: 0 K: 0 BB: 0 S: 4 P: 4	R: 2 H: 3 E: 0 LOB: 1 K: 0 BB: 0 S: 6 P: 6	R: 0 H: 1 E: 0 LOB: 1 K: 0 BB: 1 S: 3 P: 7	R: 0 H: 1 E: 0 LOB: 1 K: 0 BB: 0 S: 4 P: 4	R: 0 H: 1 E: 0 LOB: 1 K: 0 BB: 0 S: 4 P: 4	R: 8 H: 6 E: 2 LOB: 2 K: 0 BB: 2 S: 10 P: 19	R: 0 H: 0 E: 0 LOB: 0 K: 1 BB: 0 S: 5 P: 5	R: 1 H: 2 E: 0 LOB: 0 K: 0 BB: 0 S: 4 P: 4	R: 0 H: 0 E: 0 LOB: 1 K: 1 BB: 1 S: 5 P: 9	1B: 6 SF: 0 2B: 6 SAC: 1 3B: 0 DP: 1 HR: 3 HBP: 1	WP: 0 PA: 47 PB: 0 SB: 0 CS: 0			
PITCHER	IP WLS BF H R ER SO BB IBB HBP BLK WP HR S P ERA WHIP												PITCHER	IP WLS BF H R ER SO BB IBB HBP BLK WP HR S P ERA WHIP
Tommy Greene, R (1, 1) ERA: 7.71	2.0 L 10 4 3 3 0 0 0 0 0 0 0 2 10 10 13.50 2.000													
Dennis Cook, L (3, 1) ERA: 3.53	3.1 17 5 4 4 0 1 2 0 0 0 0 0 14 26 10.80 1.800													
Darrel Akerfelds, R (6, 1) ERA: 3.55	0.0 3 2 2 1 0 0 0 0 0 0 0 1 3 3 ∞ ∞													
Don Carman, L (6, 1) ERA: 4.24	2.2 12 4 3 1 1 0 0 1 0 0 0 0 13 14 3.38 1.500													
Joe Boever, R (9, 1) ERA: 4.08	1.0 4 0 0 0 0 1 1 0 0 0 0 0 5 9 0.00 1.000													

Los Angeles Dodgers @ Philadelphia Phillies
Veterans Stadium, Philadelphia, PA
Wed Aug 29 1990, 7:05 PM EDT
Att. 18,545 - Unknown - 70 F

livebaseballscorecards.com

AB	40
R	12
H	15
RBI	10
BB	4
SO	2
LOB	10



Batter	1	2	3	4	5	6	7	8	9	AB	R	H	RBI	BB	SO	LOB
Lenny Dykstra, L OBP: 0.436, SLG: 0.465 Joe Boever, R (1, 8)	0-0 F8		0-0 1B		0-0 F8			0-0 G3		4	0	1	0	0	0	0
Darren Daulton, L OBP: 0.362, SLG: 0.410 (1, 2)	0-3 K		0-0 F9			0-0 4-3			0-0 F9	4	0	0	0	0	1	1
Von Hayes, L OBP: 0.378, SLG: 0.432 (1, 7)	0-0 6-3			0-0 HR		0-0 F5			0-0 P6	4	1	1	0	0	0	0
Dale Murphy, R OBP: 0.306, SLG: 0.402 (1, 9)		0-0 5-3		0-0 HR		0-0 6-3			0-0 L4	4	1	1	2	0	0	0
Carmelo Martinez, R OBP: 0.339, SLG: 0.404 (1, 3)		0-0 4-3		0-0 5-3			0-3 K			3	0	1	0	0	1	0
Tom Herr, S OBP: 0.319, SLG: 0.351 (1, 4)		0-0 4-3		0-3 K			0-0 F8			3	0	0	0	0	1	1
Charlie Hayes, R OBP: 0.300, SLG: 0.364 (1, 5)		0-0 P6		0-0 5-3			0-0 4-3			3	0	0	0	0	0	1
Dickie Thon, R OBP: 0.320, SLG: 0.362 (1, 6)			0-0 G3		0-0 G5-6-3			0-3 K		3	0	1	0	0	1	0
Tommy Greene, R Dennis Cook, L Darrel Akerfeldt, R Don Carman, L Dave Hollins, S Sil Campuzano, R (1, 1) (3, 1) (6, 1) (6, 1) (8, PH) (9, 8)			0-0 P6		0-0 G5-6-3			0-0 4-3		0	0	0	0	0	0	0

Inning Stats	R: 0	H: 0	E: 0	K: 1	S: 5	R: 0	H: 1	E: 0	K: 0	S: 4	R: 0	H: 1	E: 0	K: 0	S: 4	R: 2	H: 2	E: 0	K: 1	S: 7	R: 0	H: 1	E: 0	K: 0	S: 3	R: 0	H: 0	E: 0	K: 1	S: 5	R: 0	H: 0	E: 0	K: 1	S: 5	R: 0	H: 0	E: 0	K: 0	S: 3	R: 0	H: 0	E: 0	K: 1	S: 5	R: 0	H: 0	E: 0	K: 0	S: 3	
	0	0	0	1	5	0	1	0	0	4	0	1	0	0	4	0	2	2	0	1	7	0	1	0	0	3	0	0	0	0	5	0	0	0	1	5	0	0	0	0	3	0	0	0	0	3	0	0	0	0	3

BOTTOM

Los Angeles Dodgers @ Philadelphia Phillies
Veterans Stadium, Philadelphia, PA

Wed Aug 29 1990, 7:05 PM EDT
Att: 18,545 - Unknown - 70 F

livebaseballscorecards.com

AB	31
R	2
H	5
RBI	2
BB	0
SO	4
LOB	4



WP: 0	PA: 31
PB: 0	
SB: 0	
CS: 0	

PITCHER	IP	WLS	BF	H	R	ER	SO	BB	IBB	HBP	BLK	WP	HR	S	P	ERA	WHIP
Fernando Valenzuela, L ERA: 3.93	(1, 1)	5.0	W	19	5	2	2	2	0	0	0	0	0	23	23	3.60	1.000
Tim Crews, R ERA: 2.68	(6, 1)	4.0	S	12	0	0	2	0	0	0	0	0	0	16	16	0.00	0.000

Batter	1	2	3	4	5	6	7	8	9	AB	R	H	RBI	BB	SO	LOB	TOP										
Stan Javier, S OBP: 0.354, SLG: 0.367 (1, 8)	2-2 SF8 3B	3-2 F8		2-2 G4-6-3 1-2f		1-3 K		1-1 G3		5	1	1	0	0	1	7											
Jose Gonzalez, R OBP: 0.291, SLG: 0.469 (1, 7)	1-0 SF8		2-2 FC2-6 1B		1-2 1B 2B	1-2 F9		3-3 K		4	1	2	1	0	1	1											
Mike Sharperson, R OBP: 0.385, SLG: 0.375 Lenny Harris, L OBP: 0.331, SLG: 0.352 (1, 5) (9, PH) (9, 5)	3-2 G4-3		0-0 FC2-6 1-2f		3-3 K		2-2 F9		0-0 G6-3	4	0	0	0	0	1	2											
Eddie Murray, S OBP: 0.395, SLG: 0.497 (1, 3)	1-2 G3-1		3-1 F9 SAFE		1-2 1B 1B 2-H		4-1 2B BB		1-1 G4-3	4	1	1	1	1	0	1											
Hubie Brooks, R OBP: 0.313, SLG: 0.440 (1, 9)			1-3 K G6-3		1-0 1B 1-2 1B		2-2 F8 1-H 2B		1-1 F7	5	0	2	1	0	1	1											
Mike Scioscia, L OBP: 0.350, SLG: 0.418 (1, 2)			1-1 BB 1B		4-1 FC5 BB BB		4-0 F9 IBB			2	0	1	0	2	0	2											
Juan Samuel, R OBP: 0.298, SLG: 0.325 (1, 4)			4-2 BB 1-2 BB		4-0 HBP FC5 1-2 BB		1-3 K		3-1 F8 2-3	2	0	0	0	2	1	4											
Alfredo Griffin, S OBP: 0.269, SLG: 0.263 Chris Gwynn, L OBP: 0.308, SLG: 0.431 Jose Offerman, S OBP: 0.292, SLG: 0.364 (1, 6) (7, PH) (7, 6)			2-3 K		3-1 FC5 HBP 1-2 2-3f		0-0 SH5-4 1B		2-2 G3	3	0	1	0	0	1	4											
Ramon Martinez, R OBP: 0.121, SLG: 0.095 Kirk Gibson, L OBP: 0.363, SLG: 0.453 Jim Gott, R Dave Walsh, L (1, 1) (8, PH) (8, 1) (9, 1)			4-2 BB		2-0 G4-6-3 HBP 1-2 2-3		0-0 SH5-4 1-2		1-3 K	1	0	0	0	1	0	0											
Inning Stats	R: 1 E: 0 K: 0 S: 10	H: 1 LOB: 0 BB: 0 P: 17	R: 0 E: 0 K: 2 S: 17	H: 1 LOB: 3 BB: 2 P: 32	R: 0 E: 0 K: 0 S: 10	H: 1 LOB: 1 BB: 0 P: 16	R: 0 E: 0 K: 0 S: 6	H: 0 LOB: 2 BB: 2 P: 21	R: 1 E: 0 K: 2 S: 19	H: 3 LOB: 2 BB: 0 P: 26	R: 0 E: 0 K: 1 S: 8	H: 1 LOB: 1 BB: 0 P: 10	R: 1 E: 0 K: 0 S: 15	H: 1 LOB: 2 BB: 2 P: 32	R: 0 E: 0 K: 2 S: 10	H: 0 LOB: 0 BB: 0 P: 15	R: 0 E: 0 K: 0 S: 5	H: 0 LOB: 0 BB: 0 P: 7	1B: 5 2B: 2 3B: 1 HR: 0	SF: 1 SAC: 1 DP: 1 HBP: 1	WP: 0 PB: 0 SB: 0 CS: 0	PA: 41					
PITCHER	IP	WLS	BF	H	R	ER	SO	BB	IBB	HBP	BLK	WP	HR	S	P	ERA	WHIP										
Pat Combs, L ERA: 4.18 (1, 1)	3.1		18	3	1	1	2	4	0	1	0	0	0	40	81	2.70	2.100										
Darrel Akerfelds, R ERA: 3.54 (4, 1)	2.2		11	4	1	1	3	0	0	0	0	0	0	30	41	3.38	1.500										
Joe Boever, R ERA: 4.09 (7, 1)	2.0	L	9	1	1	1	2	1	1	0	0	0	0	25	47	4.50	1.000										
Roger McDowell, R ERA: 4.16 (9, 1)	1.0		3	0	0	0	0	0	0	0	0	0	0	5	7	0.00	0.000										

Los Angeles Dodgers @ Philadelphia Phillies
Veterans Stadium, Philadelphia, PA

Thu Aug 30 1990, 7:05 PM EDT
Att. 24,160 - Unknown - 80 F

livebaseballscorecards.com

AB	32
R	3
H	8
RBI	3
BB	6
SO	7
LOB	24



Batter	1	2	3	4	5	6	7	8	9	AB	R	H	RBI	BB	SO	LOB
Lenny Dykstra, L (1, 8) OBP: 0.436, SLG: 0.464	1-1 1B SF7 1B	1-1 2B 1B		1-0 G4-3		3-1 F7 SAFE		1-2 F9		5	1	2	0	0	0	3
Darren Daulton, L (1, 2) OBP: 0.365, SLG: 0.414	3-2 BB 1B 1-3 1B	1-0 1-H 2B		4-2 BB			3-2 F9		1-1 G4-3	4	0	2	0	1	0	0
Von Hayes, L (1, 7) OBP: 0.376, SLG: 0.430	1-0 SF7		2-2 P4	1-1 G4-3			0-0 L8		1-2 G6-3 1B	4	0	1	1	0	0	1
Dale Murphy, R (1, 9) OBP: 0.309, SLG: 0.404	1-0 BB 1-2 1B		1-2 1B 1B		0-0 P5		0-0 1B		0-1 G6-3	5	1	3	0	0	0	1
John Kruk, L (1, 3) OBP: 0.382, SLG: 0.390	2-2 F8		1-0 FC6-4 1B 1-3 1B		1-1 F8		1-1 G4-3		3-1 F9	5	0	1	0	0	0	4
Tom Herr, S (1, 4) OBP: 0.320, SLG: 0.351	4-2 1-2 2-3 BB		0-0 FC6-4 1B 1-2 3-H		3-1 G3-1			0-1 L4		3	0	1	1	1	0	0
Charlie Hayes, R (1, 5) OBP: 0.297, SLG: 0.361	1-0 G4-3		0-2 FC6-4 FC6-4 1-2f 2-3		2-0 G6-3			1-3 K		4	0	0	0	0	1	5
Dickie Thon, R (1, 6) OBP: 0.321, SLG: 0.362		1-0 G6-3	1-2 FC6-4		1-0 1B			4-2 1B BB		3	0	1	0	1	0	2
Pat Combs, L (1, 1) OBP: 0.162, SLG: 0.130		0-3 K		1-3 K		1-0 P4		1-1 1B		1	0	0	0	0	1	0
Darrel Akerfelds, R (4, 1) OBP: 0.167, SLG: 0.167										1	0	0	0	0	1	0
Rod Booker, L (6, PH) OBP: 0.327, SLG: 0.319										1	0	0	0	0	0	1
Joe Boever, R (7, 1)										0	0	0	0	0	0	0
Randy Ready, R (8, PH) OBP: 0.337, SLG: 0.327										1	0	1	0	0	0	0
Roger McDowell, R (9, 1)										0	0	0	0	0	0	0

Inning Stats	R: 1	H: 3	E: 0	LOB: 3	K: 0	S: 16	R: 0	H: 2	E: 0	LOB: 2	K: 1	S: 9	R: 1	H: 3	E: 0	LOB: 2	K: 0	S: 17	R: 0	H: 0	E: 0	LOB: 1	K: 1	S: 9	R: 0	H: 1	E: 0	LOB: 1	K: 0	S: 5	R: 0	H: 1	E: 0	LOB: 1	K: 0	S: 8	R: 0	H: 1	E: 0	LOB: 2	K: 1	S: 13	R: 0	H: 1	E: 0	LOB: 1	K: 0	S: 9	1B: 11	SF: 1	2B: 1	SAC: 0	3B: 0	DP: 0	HR: 0	HBP: 0	WP: 0	PA: 41
PITCHER	IP	WLS	BF	H	R	ER	SO	BB	IBB	HBP	BLK	WP	HR	S	P	ERA	WHIP																																									
Ramon Martinez, R (1, 1) ERA: 3.02	7.0	W	32	10	2	2	2	2	0	0	0	0	0	69	112	2.57	1.714																																									
Jim Gott, R (8, 1) ERA: 2.4	1.2		8	2	0	0	1	1	0	0	0	0	0	20	29	0.00	1.800																																									
Dave Walsh, L (9, 1) ERA: 6.0	0.1	S	1	0	0	0	0	0	0	0	0	0	0	2	5	0.00	0.000																																									

BOTTOM

Los Angeles Dodgers @ Philadelphia Phillies
Veterans Stadium, Philadelphia, PA

Thu Aug 30 1990, 7:05 PM EDT
Att: 24,160 - Unknown - 80 F

livebaseballscores.com

AB	37
R	2
H	12
RBI	2
BB	3
SO	3
LOB	17



Batter	1	2	3	4	5	6	7	8	9	AB R H RBI BB SO LOB	TOP														
Bip Roberts, S (1, 5) OBP: 0.371, SLG: 0.427	0-0 G6-4-3 1B		4-0 BB		0-0 E7 1-H FC4-2-5-1 2B	0-0 5-3			0-0 FC4-6 1B	4 0 3 0 1 0 3															
Roberto Alomar, S (1, 4) OBP: 0.342, SLG: 0.375	0-0 G6-4-3 1-2f		0-0 P5		0-3 K			0-3 K	0-0 FC4-6 1-2f	5 0 0 0 0 2 4															
Tony Gwynn, L (1, 9) OBP: 0.361, SLG: 0.416	0-0 F7				0-0 FC4-2-5-1			0-0 G4-6-3 1B	0-0 G3	5 1 2 0 0 0 2															
Jack Clark, R (1, 3) OBP: 0.432, SLG: 0.553		4-0 FC5-4 BB		0-0 1B	0-0 F3			0-0 G4-6-3 1-2f		3 0 1 0 1 0 2															
Joe Carter, R (1, 7) OBP: 0.285, SLG: 0.400 (8, 8)		0-0 FC5-4 1-2f		0-0 SF8		0-0 BB 1-3 1B		0-0 6-3		3 0 1 1 0 0 1															
Benito Santiago, R (1, 2) OBP: 0.353, SLG: 0.466		0-0 F9		0-0 F9		0-0 P6		0-0 3B		4 0 1 0 0 0 3															
Garry Templeton, S (1, 6) OBP: 0.284, SLG: 0.370		0-0 L9		0-0 1B		0-0 1-3		0-0 4-3		4 0 1 0 0 0 3															
Shawn Abner, R (1, 8) OBP: 0.285, SLG: 0.320			0-0 L5		0-3 K			0-0 6-3		3 0 0 0 1 1 3															
Dennis Rasmussen, L (1, 1) OBP: 0.308, SLG: 0.306			0-0 3-1		4-0 2B E BB			4-0 1-2 2-3 BB	0-0 4-3	1 1 0 0 1 0 0 0 0 0 0 1 0 0 0 0 0 0 0 0 0 0 0 0 0 0 0 0 1 0 0 0 0 0 0															
Jerald Clark, R (6, PH) OBP: 0.286, SLG: 0.367																									
Atlee Hammaker, S (6, 1) OBP: 0.111, SLG: 0.059																									
Greg Harris, R (8, 1) OBP: 0.100, SLG: 0.300																									
Fred Lynn, L (8, 7) OBP: 0.310, SLG: 0.370																									
Inning Stats	R: 0 E: 0 K: 0 S: 3	H: 1 LOB: 0 BB: 0 P: 3	R: 0 E: 0 K: 0 S: 3	H: 0 LOB: 1 BB: 1 P: 7	R: 0 E: 0 K: 0 S: 3	H: 0 LOB: 1 BB: 1 P: 7	R: 1 E: 0 K: 1 S: 8	H: 3 LOB: 2 BB: 0 P: 8	R: 1 E: 1 K: 1 S: 6	H: 1 LOB: 1 BB: 1 P: 10	R: 0 E: 0 K: 0 S: 4	H: 1 LOB: 3 BB: 2 P: 12	R: 0 E: 0 K: 1 S: 5	H: 1 LOB: 0 BB: 0 P: 5	R: 0 E: 0 K: 0 S: 4	H: 1 LOB: 1 BB: 0 P: 4	R: 0 E: 0 K: 0 S: 4	H: 1 LOB: 1 BB: 0 P: 4	1B: 7 2B: 1 3B: 1 HR: 0	SF: 1 SAC: 0 DP: 2 HBP: 0	WP: 0 PB: 0 SB: 0 CS: 0	PA: 39			
PITCHER	IP	WLS	BF	H	R	ER	SO	BB	IBB	HBP	BLK	WP	HR	S	P	ERA	WHIP								
Terry Mulholland, L (1, 1) ERA: 3.77	6.1		30	7	2	1	3	4	1	0	0	0	0	31	51	1.42	1.737								
Darrel Akerfelds, R (7, 1) ERA: 3.51	0.2		1	0	0	0	0	0	0	0	0	0	0	1	1	0.00	0.000								
Roger McDowell, R (8, 1) ERA: 4.05	2.0	W	8	2	0	0	0	0	0	0	0	0	0	8	8	0.00	1.000								

San Diego Padres @ Philadelphia Phillies
Veterans Stadium, Philadelphia, PA
 Fri Aug 31 1990, 7:05 PM EDT
 Att. 23,286 - Unknown - 78 F

livebaseballscorecards.com

AB	33
R	2
H	9
RBI	1
BB	5
SO	3
LOB	21



Batter	1	2	3	4	5	6	7	8	9
Lenny Dykstra, L (1, 8) OBP: 0.436, SLG: 0.465	0-0 CS 1B		0-0 F8		0-0 1B 1B		0-0 6-3		
Randy Ready, R (1, 4) OBP: 0.340, SLG: 0.331	0-3 K		0-0 6-3		0-0 1B 1-2 2-H			0-0 BB 2B 1B	
Von Hayes, L (1, 7) OBP: 0.377, SLG: 0.429	0-0 F9 1-2			0-0 F8	0-0 G5-4-3 1B 1-2 2-3			4-0 BB BB BB 1-2 2B BB	
Dale Murphy, R (1, 9) OBP: 0.306, SLG: 0.405		0-3 K		0-0 1B FC6-4 2B	0-0 G5-4-3 1-2f			0-0 F3	
John Kruk, L (1, 3) OBP: 0.385, SLG: 0.395		4-0 BB 1B		0-0 FC6-4 1B 2-3		0-3 K		0-0 1H 2-H 2B	
Dickie Thon, R (1, 6) OBP: 0.318, SLG: 0.358		0-0 F9		0-0 FC6-4 1-2f 3-H		0-3 K		0-3 K	
Darren Daulton, L (1, 2) OBP: 0.364, SLG: 0.412		0-0 1B 1-2		0-0 F8		0-0 4-3		0-3 K	
Charlie Hayes, R (1, 5) OBP: 0.297, SLG: 0.361		0-3 K			0-0 SH2-4 1B		0-0 6-3		
Terry Mulholland, R (1, 1) OBP: 0.128, SLG: 0.130			0-0 F8		0-0 SH2-4 1-2		0-3 K		
Darrel Akerfeldt, R (7, 1) OBP: 0.167, SLG: 0.167									
Wes Chamberlain, R (7, PH)									
Roger McDowell, R (8, 1)									

Inning Stats	R: 0 E: 0 K: 1 S: 5	H: 1 LOB: 0 BB: 0 P: 5	R: 0 E: 0 K: 2 S: 8	H: 1 LOB: 2 BB: 1 P: 12	R: 0 E: 0 K: 0 S: 3	H: 0 LOB: 0 BB: 0 P: 3	R: 1 E: 1 K: 0 S: 5	H: 2 LOB: 1 BB: 0 P: 5	R: 1 E: 0 K: 0 S: 6	H: 4 LOB: 2 BB: 0 P: 6	R: 0 E: 0 K: 2 S: 7	H: 0 LOB: 0 BB: 0 P: 7	R: 0 E: 0 K: 1 S: 5	H: 0 LOB: 0 BB: 0 P: 5	R: 2 E: 0 K: 2 S: 9	H: 2 LOB: 1 BB: 1 P: 13
--------------	------------------------------	---------------------------------	------------------------------	----------------------------------	------------------------------	---------------------------------	------------------------------	---------------------------------	------------------------------	---------------------------------	------------------------------	---------------------------------	------------------------------	---------------------------------	------------------------------	----------------------------------

PITCHER	IP	WLS	BF	H	R	ER	SO	BB	IBB	HBP	BLK	WP	HR	S	P	ERA	WHIP
Dennis Rasmussen, L (1, 1) ERA: 4.35	5.0		22	8	2	2	3	1	0	0	0	0	0	27	31	3.60	1.800
Atlee Hammaker, L (6, 1) ERA: 4.23	2.0	L	8	1	2	2	3	1	0	0	0	0	0	13	17	9.00	1.000
Greg Harris, R (8, 1) ERA: 2.56	1.0		4	1	0	0	2	0	0	0	0	0	0	8	8	0.00	1.000


BOTTOM

San Diego Padres @ Philadelphia Phillies
Veterans Stadium, Philadelphia, PA

Fri Aug 31 1990, 7:05 PM EDT
Att: 23,286 - Unknown - 78 F

AB	31
R	4
H	10
RBI	4
BB	2
SO	8
LOB	14

livebaseballscores.com



1B: 8	SF: 0	WP: 0	PA: 34
2B: 2	SAC: 1	PB: 0	
3B: 0	DP: 1	SB: 0	
HR: 0	HBP: 0	CS: 1	

Batter	1	2	3	4	5	6	7	8	9	10	AB	R	H	RBI	BB	SO	LOB
Bip Roberts, S OBP: 0.371, SLG: 0.424 (1, 5)	4-0 S BB SF7 BB	4-0 E BB			0-1 G4-3		0-1 P4			1-2 G3-1	3	1	0	0	2	0	0
Roberto Alomar, S OBP: 0.343, SLG: 0.374 (1, 4)	4-0 S BB 1B	1-2 L1			2-2 G4-3		1-2 1B			1-2 G6-3	4	1	1	0	1	0	1
Tony Gwynn, L OBP: 0.359, SLG: 0.415 (1, 9)	3-1 SF7 2-H	0-0 G5-3			3-1 1B					1-1 F7	4	0	1	1	0	0	1
Jack Clark, R OBP: 0.430, SLG: 0.546 (1, 3)	4-0 BB 1B BB		1-3 K		1-3 K					0-0 P5	3	0	0	0	1	2	2
Joe Carter, R OBP: 0.284, SLG: 0.399 (1, 8)	3-2 BB 1B 2-H		2-0 F7			1-0 G5-3				2-3 K	4	0	1	1	0	1	1
Benito Santiago, R OBP: 0.348, SLG: 0.458 (1, 2)	2-1 P4		3-0 G5-3			2-2 F9				1-0 F7	4	0	0	0	0	0	3
Fred Lynn, L OBP: 0.315, SLG: 0.365 (1, 7)	4-2 FC6 BB 1-2 2-3		2-3 K			4-2 BB				2-3 K	2	0	0	0	2	2	0
Garry Templeton, S OBP: 0.282, SLG: 0.367 (1, 6)	2-2 FC6		1-1 G3-1			0-0 F9				2-2 F8	4	0	0	0	0	0	4
Bruce Hurst, L OBP: 0.172, SLG: 0.111 (1, 1)		1-2 G6-3			1-1 G5-3		2-2 F9			1-3 K	2	0	0	0	0	0	0
Shawn Abner, R OBP: 0.293, SLG: 0.318 (7, PH)											1	0	0	0	0	0	0
Eric Show, R OBP: 0.208, SLG: 0.250 (7, 1)											0	0	0	0	0	0	0
Phil Stephenson, L OBP: 0.328, SLG: 0.345 (9, PH)											1	0	0	0	0	1	0
Greg Harris, R OBP: 0.100, SLG: 0.300 (9, 1)											0	0	0	0	0	0	0

Inning Stats	R: 2	H: 1	E: 0	LOB: 3	K: 0	S: 14	R: 0	H: 0	E: 1	LOB: 1	K: 0	S: 7	R: 0	H: 0	E: 0	LOB: 0	K: 1	S: 6	R: 0	H: 0	E: 0	LOB: 0	K: 1	S: 7	R: 0	H: 1	E: 0	LOB: 1	K: 1	S: 11	R: 0	H: 0	E: 0	LOB: 1	K: 0	S: 8	R: 0	H: 1	E: 0	LOB: 1	K: 0	S: 9	R: 0	H: 0	E: 1	LOB: 1	K: 1	S: 10	R: 0	H: 0	E: 0	LOB: 0	K: 2	S: 9	R: 0	H: 0	E: 0	LOB: 0	K: 0	S: 13	R: 0	H: 0	E: 0	LOB: 0	K: 0	S: 16	1B: 3	SF: 1	2B: 0	SAC: 0	3B: 0	DP: 0	HR: 0	HBP: 0	WP: 0	PA: 39
--------------	------	------	------	--------	------	-------	------	------	------	--------	------	------	------	------	------	--------	------	------	------	------	------	--------	------	------	------	------	------	--------	------	-------	------	------	------	--------	------	------	------	------	------	--------	------	------	------	------	------	--------	------	-------	------	------	------	--------	------	------	------	------	------	--------	------	-------	------	------	------	--------	------	-------	-------	-------	-------	--------	-------	-------	-------	--------	-------	--------

PITCHER	IP	WLS	BF	H	R	ER	SO	BB	IBB	HBP	BLK	WP	HR	S	P	ERA	WHIP
Jason Grimsley, R ERA: 3.46 (1, 1)	5.0		22	2	2	2	3	5	0	0	0	0	0	45	93	3.60	1.400
Dennis Cook, L ERA: 3.48 (6, 1)	2.0		7	1	0	0	0	1	0	0	0	0	0	17	27	0.00	1.000
Joe Boever, R ERA: 3.91 (8, 1)	3.0	W	10	0	0	0	3	0	0	0	0	0	0	32	44	0.00	0.000

TOP

San Diego Padres @ Philadelphia Phillies
Veterans Stadium, Philadelphia, PA

Sat Sep 01 1990, 3:33 AM EDT
Unknown

AB	32
R	2
H	3
RBI	2
BB	6
SO	6
LOB	12

BOTTOM

San Diego Padres @ Philadelphia Phillies
Veterans Stadium, Philadelphia, PA

Sat Sep 01 1990, 3:33 AM EDT
Unknown

livebaseballscorecards.com

AB	37
R	3
H	11
RBI	3
BB	2
SO	6
LOB	17



WP	1	PA	41
PB	0		
SB	0		
CS	0		

AB	R	H	RBI	BB	SO	LOB
3	0	1	1	0	0	1
2	1	1	0	0	0	0

4	0	0	0	0	0	3
0	0	0	0	0	0	0
0	0	0	0	0	0	0

4	0	1	1	1	0	0
---	---	---	---	---	---	---

4	0	2	0	1	1	2
---	---	---	---	---	---	---

5	0	1	1	0	2	5
---	---	---	---	---	---	---

4	0	1	0	0	1	2
---	---	---	---	---	---	---

4	1	1	0	0	0	2
---	---	---	---	---	---	---

3	0	1	0	0	1	1
1	0	1	0	0	0	0

0	0	0	0	0	0	0
1	0	1	0	0	0	0
0	1	0	0	0	0	0
2	0	0	0	0	1	1

1B:	9	SF:	0
2B:	1	SAC:	2
3B:	1	DP:	1
HR:	0	HBP:	0

Batter	1	2	3	4	5	6	7	8	9	10
Sil Campusano, R OBP: 0.288, SLG: 0.305 Mickey Morandini, L OBP: 0.500, SLG: 0.500	G4-3		F9		1B		F7			SH1-4 1B
Randy Ready, R OBP: 0.333, SLG: 0.324 Joe Boever, R OBP: 0.327, SLG: 0.319	F8		G5-3		F9		G6-3			SH1-4 1-2
Von Hayes, L OBP: 0.377, SLG: 0.427	F7			G3	WP 1B			L3		4-0 1B IBB
Dale Murphy, R OBP: 0.311, SLG: 0.410		1-1		G4-3 1B				F7		1-3 K
John Kruk, L OBP: 0.383, SLG: 0.392		2-3		G4-3 1-2				F7		2-2 1B
Dickie Thon, R OBP: 0.318, SLG: 0.357		2-2		K						
Charlie Hayes, R OBP: 0.297, SLG: 0.362		1-1		G6-3						
Tom Nieto, R OBP: 0.333, SLG: 0.176 Darren Daulton, L OBP: 0.365, SLG: 0.414			1-0		SH3 1B					
Jason Grimsley, R OBP: 0.250, SLG: 0.143 Dave Hollins, S OBP: 0.281, SLG: 0.354 Dennis Cook, L OBP: 0.282, SLG: 0.359 Lenny Dykstra, L OBP: 0.435, SLG: 0.463			1-0		SH3					
			1-2		1B					

Inning Stats	R: 0	H: 0	E: 0	K: 0	S: 8	R: 0	H: 1	E: 0	K: 1	S: 10	R: 0	H: 1	E: 0	K: 0	S: 8	R: 0	H: 1	E: 0	K: 1	S: 12	R: 2	H: 4	E: 0	K: 2	S: 20	R: 0	H: 1	E: 0	K: 0	S: 6	R: 0	H: 0	E: 0	K: 0	S: 8	R: 0	H: 0	E: 0	K: 1	S: 13	R: 0	H: 1	E: 0	K: 1	S: 8	R: 1	H: 2	E: 0	K: 1	S: 8	1B: 9	2B: 1	3B: 1	HR: 0	SF: 0	SAC: 2	DP: 1	HBP: 0	WP: 1	PA: 41
--------------	------	------	------	------	------	------	------	------	------	-------	------	------	------	------	------	------	------	------	------	-------	------	------	------	------	-------	------	------	------	------	------	------	------	------	------	------	------	------	------	------	-------	------	------	------	------	------	------	------	------	------	------	-------	-------	-------	-------	-------	--------	-------	--------	-------	--------

PITCHER	IP	WLS	BF	H	R	ER	SO	BB	IBB	HBP	BLK	WP	HR	S	P	ERA	WHIP	
Bruce Hurst, L ERA: 3.6	(1, 1)	6.0		26	8	2	2	4	0	1	0	0	1	0	64	100	3.00	1.333
Eric Show, R ERA: 5.57	(7, 1)	2.0		6	0	0	0	0	0	0	0	0	0	13	26	0.00	0.000	
Greg Harris, R ERA: 2.61	(9, 1)	1.2	L	9	3	1	1	2	0	1	0	0	0	21	33	5.40	1.800	

Batter	1	2	3	4	5	6	7	8	9	AB R H RBI BB SO LOB	TOP																									
Roberto Alomar, S (1, 4) OBP: 0.344, SLG: 0.380	0-0 HR		4-0 BB		2-1 P2		0-1 SH1-4		1-0 4-3	3 1 1 1 1 0 1																										
Garry Templeton, S (1, 6) OBP: 0.281, SLG: 0.365	0-0 F8		1-1 P8		0-0 1B		0-3 K		2-2 G3	5 0 1 0 0 1 3																										
Tony Gwynn, L (1, 9) OBP: 0.359, SLG: 0.414	0-0 1B		3-2 4-3		0-0 L8		0-2 P3			4 0 1 0 0 0 5																										
Joe Carter, R (1, 7) OBP: 0.284, SLG: 0.397	0-0 F3		1-1 L4		0-0 F8		4-0 G3 S BB			3 0 0 0 1 0 3																										
Phil Stephenson, L (1, 3) OBP: 0.326, SLG: 0.338	0-0 P5		1-1 L3		4-2 1B BB		2-1 G3		1-3	3 0 0 0 1 0 2																										
Mike Pagliarulo, L (1, 5) OBP: 0.329, SLG: 0.343		0-0 G6-4-3 1B	4-0 G6-3 BB		0-0 1B		4-0 IBB			2 0 2 0 2 0 0																										
Mark Parent, R (1, 2) OBP: 0.286, SLG: 0.321		0-0 L8	0-1 G6-3		0-0 F7		1-0 P5			3 0 0 0 0 0 4																										
Fred Lynn, L (8, PH) OBP: 0.313, SLG: 0.363			1-2f							1 0 0 0 0 0 2																										
Benito Santiago, R (8, 2) OBP: 0.348, SLG: 0.458										0 0 0 0 0 0 0																										
Shawn Abner, R (1, 8) OBP: 0.286, SLG: 0.309		0-0 G6-4-3	2-3 K		2-2 P5		1-1 F7			4 0 0 0 0 1 5																										
Derek Lilliquist, L (1, 1) OBP: 0.314, SLG: 0.471			1-2 4-3 BB 1B		4-1 1B BB		4-2 SH1-4 BB		1-3 K	1 0 1 0 1 0 0																										
Bip Roberts, S (7, PH) OBP: 0.373, SLG: 0.424										0 0 0 0 1 0 0																										
Rich Rodriguez, L (7, 1) OBP: 0.281, SLG: 0.361										0 0 0 0 0 0 0																										
Jerald Clark, R (9, PH) OBP: 0.281, SLG: 0.361										1 0 0 0 0 1 0																										
Inning Stats	R: 1 E: 0 K: 0 S: 5	H: 2 LOB: 1 BB: 0 P: 5	R: 0 E: 0 K: 0 S: 3	H: 1 LOB: 0 BB: 0 P: 3	R: 0 E: 0 K: 0 S: 11	H: 1 LOB: 2 BB: 1 P: 21	R: 0 E: 0 K: 0 S: 4	H: 0 LOB: 0 BB: 1 P: 9	R: 0 E: 0 K: 1 S: 9	H: 1 LOB: 2 BB: 1 P: 17	R: 0 E: 0 K: 1 S: 12	H: 0 LOB: 1 BB: 1 P: 16	R: 0 E: 0 K: 1 S: 5	H: 0 LOB: 2 BB: 2 P: 17	R: 0 E: 0 K: 1 S: 8	H: 0 LOB: 0 BB: 0 P: 12	1B: 5 2B: 0 3B: 0 HR: 1	SF: 0 SAC: 1 DP: 2 HBP: 0	WP: 0 PB: 0 SB: 1 CS: 0	PA: 38																
PITCHER	IP WLS BF H R ER SO BB IBB HBP BLK WP HR S P ERA WHIP																																			
Tommy Greene, R (1, 1) ERA: 6.44	6.0		27	6	1	1	1	5	0	0	0	0	1	43	76	1.50	1.833																			
Don Carman, L (7, 1) ERA: 4.18	1.0		3	0	0	0	1	0	0	0	0	0	0	10	10	0.00	0.000																			
Darrel Akerfelds, R (8, 1) ERA: 3.47	1.0	W	5	0	0	0	0	1	1	0	0	0	0	5	17	0.00	1.000																			
Roger McDowell, R (9, 1) ERA: 4.0	1.0	S	3	0	0	0	1	0	0	0	0	0	0	8	12	0.00	0.000																			

San Diego Padres @ Philadelphia Phillies
Veterans Stadium, Philadelphia, PA
 Sat Sep 01 1990, 7:05 PM EDT
 Att: 25,008 - Unknown

AB	30
R	1
H	6
RBI	1
BB	7
SO	3
LOB	25



Batter	1	2	3	4	5	6	7	8	9	AB	R	H	RBI	BB	SO	LOB		
Lenny Dykstra, L (1, 8) OBP: 0.435, SLG: 0.463	0-0 F8		2-2 1B		2-2 L7		2-1 1B			4	0	2	0	0	0	1		
Dickie Thon, R (1, 6) OBP: 0.319, SLG: 0.361	0-0 2B		1-1 1B		3-1 P3		2-0 4-3			4	0	2	0	0	0	2		
Von Hayes, L (1, 7) OBP: 0.376, SLG: 0.424	0-3 K		2-3 K			1-1 2B HBP		2-1 P3		3	1	0	0	0	2	2		
Dale Murphy, R (1, 9) OBP: 0.311, SLG: 0.407	4-0 BB			0-1 L4		2-1 F9		2-0 4-3		3	0	0	0	1	0	1		
John Kruk, L (1, 3) OBP: 0.384, SLG: 0.395	0-0 F3			0-3 K		2-0 2B		4-1 1B BB		3	1	1	1	1	1	2		
Charlie Hayes, R (1, 5) OBP: 0.299, SLG: 0.363		2-3 K		0-0 FC4-6 1B		0-0 F8		1-1 1B 1B		4	0	2	0	0	1	1		
Darren Daulton, L (1, 2) OBP: 0.364, SLG: 0.412		1-1 4-3		2-2 FC4-6 1B		0-1 P4		0-0 1B		4	0	1	1	0	0	2		
Mickey Morandini, L (1, 4) OBP: 0.333, SLG: 0.333 Roger McDowell, R (9, 1)		0-0 F8		1-1 SH1-4 1B		1-1 SH1-4 1B		3-2 4-3 K		4	0	1	0	0	1	2		
Tommy Greene, R (1, 1) Don Carman, L (7, 1) Wes Chamberlain, R (7, PH) Darrel Akerfelds, R (8, 1) Rod Booker, L (9, 4) OBP: 0.327, SLG: 0.319			2-1 4-3		0-0 SH1-4		3-1 P3			0	0	0	0	0	0	0		
Inning Stats	R: 0 H: 1 E: 0 K: 1 S: 6	H: 1 LOB: 2 BB: 1 P: 10	R: 0 H: 0 E: 0 K: 1 S: 6	H: 0 LOB: 0 BB: 0 P: 9	R: 0 H: 2 E: 0 K: 1 S: 10	H: 1 LOB: 1 BB: 0 P: 17	R: 0 H: 1 E: 0 K: 1 S: 10	H: 1 LOB: 1 BB: 0 P: 12	R: 1 H: 1 E: 0 K: 0 S: 7	H: 1 LOB: 1 BB: 0 P: 12	R: 0 H: 1 E: 0 K: 0 S: 8	H: 1 LOB: 1 BB: 0 P: 18	R: 1 H: 2 E: 0 K: 1 S: 11	H: 2 LOB: 2 BB: 1 P: 22	1B: 7 2B: 2 3B: 0 HR: 0	SF: 0 SAC: 1 DP: 0 HBP: 1		
PITCHER	IP WLS BF H R ER SO BB IBB HBP BLK WP HR S P ERA WHIP																	
Derek Lilliquist, L (1, 1) ERA: 5.31	6.0	L	25	6	1	1	4	1	0	0	0	0	0	0	47	74	1.50	1.167
Rich Rodriguez, L (7, 1) ERA: 2.73	2.0	L	10	3	1	1	1	1	0	0	0	0	0	0	19	40	4.50	2.000

BOTTOM

San Diego Padres @ Philadelphia Phillies
Veterans Stadium, Philadelphia, PA
 Sat Sep 01 1990, 7:05 PM EDT
 Att. 25,008 - Unknown

livebaseballscores.com

AB	31
R	2
H	9
RBI	2
BB	2
SO	5
LOB	13



WP: 0	PA: 35
PB: 0	SB: 0
CS: 0	

Batter	1	2	3	4	5	6	7	8	9	AB R H RBI BB SO LOB	TOP											
Bip Roberts, S (1, 6) OBP: 0.373, SLG: 0.422	2-3 K	0-1 E3 1B		4-1 E BB	1-3 K			3-3 K		4 1 1 0 1 3 1												
Roberto Alomar, S (1, 4) OBP: 0.344, SLG: 0.379	0-1 F7	1-2 S 1B		0-0 E8		0-2 L9		4-2 FC3-4 BB		4 0 1 2 1 0 1												
Tony Gwynn, L (1, 9) OBP: 0.361, SLG: 0.413	2-2 G4-3	4-0 1B		4-0 G6-4-3 IBB		0-1 HR 1B		1-0 FC3-4 1-2f		3 1 1 0 2 0 1												
Jack Clark, R (1, 3) OBP: 0.431, SLG: 0.555				2-1 G6-4-3		3-2 HR		1-1 P3		3 2 1 2 1 1 5												
Jerald Clark, R (8, PH) OBP: 0.277, SLG: 0.355				1-2f		1-H				1 0 0 0 0 0 1												
Joe Carter, R (1, 7) OBP: 0.284, SLG: 0.398		3-2 E1 1B FC5	1-1 F9		0-0 2B	1-1 G5-3		3-2 G4-6-3 1B		4 2 1 0 0 0 1												
Darrin Jackson, R (8, 7) OBP: 0.250, SLG: 0.311		1-3			2B			1B		1 0 1 0 0 0 0												
Benito Santiago, R (1, 2) OBP: 0.345, SLG: 0.451		0-0 P6	4-0 BB		2-3 K	1-0 L1-3		2-3 K		4 0 0 0 1 2 4												
Mike Pagliarulo, L (1, 5) OBP: 0.327, SLG: 0.341		2-1 FC1-5 E 1B	3-1 F7		1-1 L7		1-1 G3	1-0 G4-6-3 1-2f		5 0 1 1 0 0 3												
Shawn Abner, R (1, 8) OBP: 0.285, SLG: 0.314		1-1 FC5 1B FC1-5 E	1-3 K		0-0 1B 2B		1-1 F8			4 2 1 2 0 1 2												
Ed Whitson, R (1, 1) OBP: 0.153, SLG: 0.207		0-0 FC1-5 E 1B			1-3 K	0-2 1B		1-3 K		4 1 1 1 0 2 2												
Atlee Hammaker, S (8, 1) OBP: 0.111, SLG: 0.059										0 0 0 0 0 0 0												
Craig Lefferts, L (9, 1) OBP: 0.250, SLG: 0.250										0 0 0 0 0 0 0												
Inning Stats	R: 0 E: 0 K: 1 S: 9	H: 0 LOB: 0 BB: 0 P: 13	R: 5 E: 3 K: 1 S: 23	H: 3 LOB: 2 BB: 2 P: 39	R: 0 E: 0 K: 1 S: 7	H: 0 LOB: 1 BB: 1 P: 16	R: 0 E: 1 K: 1 S: 8	H: 0 LOB: 2 BB: 2 P: 19	R: 2 E: 0 K: 2 S: 13	H: 3 LOB: 1 BB: 0 P: 17	R: 2 E: 0 K: 0 S: 12	H: 2 LOB: 0 BB: 0 P: 17	R: 0 E: 0 K: 1 S: 7	H: 0 LOB: 0 BB: 0 P: 10	R: 0 E: 0 K: 1 S: 8	H: 0 LOB: 1 BB: 1 P: 17	R: 0 E: 0 K: 1 S: 9	H: 1 LOB: 0 BB: 0 P: 15	1B: 6 2B: 2 3B: 0 HR: 1	SF: 0 SAC: 0 DP: 2 HBP: 0	WP: 0 PB: 0 SB: 1 CS: 0	PA: 43
PITCHER	IP WLS BF H R ER SO BB IBB HBP BLK WP HR S P ERA WHIP																					
Jose De Jesus, R (1, 1) ERA: 3.32	5.0 L 28 6 7 2 6 3 2 0 0 0 0 0 60 104 3.60 1.800																					
Dennis Cook, L (6, 1) ERA: 3.51	4.0 15 3 2 2 3 1 0 0 0 0 0 1 36 59 4.50 1.000																					

San Diego Padres @ Philadelphia Phillies
Veterans Stadium, Philadelphia, PA
Sun Sep 02 1990, 3:33 AM EDT
Att. 33,498 - Sunny - 90 F

livebaseballscorecards.com

AB	37
R	9
H	9
RBI	8
BB	6
SO	9
LOB	21



Batter	1	2	3	4	5	6	7	8	9	AB	R	H	RBI	BB	SO	LOB
Lenny Dykstra, L (1, 8) OBP: 0.434, SLG: 0.463	1-0 G6-3 2B	0-1 G3			1-2 G3-1		X 0-0 G4-3			4	0	1	0	0	0	4
Darren Daulton, L (1, 2) OBP: 0.362, SLG: 0.409 Randy Ready, R (8, PH) OBP: 0.332, SLG: 0.322 (9, 7)	0-0 G6-3 2-3		2-0 G3-1		0-2 G6-3			2-0 P2		3	0	0	0	0	0	1
Von Hayes, L (1, 7) OBP: 0.376, SLG: 0.422 Tom Nieto, R (8, PH) OBP: 0.318, SLG: 0.167 (9, 2)	0-0 G1-3		4-2 G6-4-3 BB			2-2 F7		1-3 K		2	0	0	0	1	0	1
Dale Murphy, R (1, 9) OBP: 0.309, SLG: 0.405 Sil Campusano, R (7, 9) OBP: 0.284, SLG: 0.300	0-0 G4-3		1-2 G6-4-3 1-2f			1-2 F8		1-2 E5 BB		3	0	0	0	0	0	2
John Kruk, L (1, 3) OBP: 0.387, SLG: 0.398		1-0 1B G1-3 2B		4-1 BB		0-0 P5		4-2 FC6-4 BB		2	1	1	0	2	0	0
Charlie Hayes, R (1, 5) OBP: 0.298, SLG: 0.362		0-0 G4-3		0-0 P4			X 0-0 1B 1B	1-2 FC6-4		4	0	1	0	0	0	4
Mickey Morandini, L (1, 4) OBP: 0.300, SLG: 0.300		0-2 G1-3 1B 1B		1-1 F8			X 0-0 L6		0-3 K	4	0	1	0	0	1	2
Rod Booker, L (1, 6) OBP: 0.324, SLG: 0.316		1-0 G1-3 1-2 2-3 1B		1-3 K			2-2 F7		1-0 G3-1	4	0	1	0	0	1	2
Jose De Jesus, R (1, 1) OBP: 0.161, SLG: 0.107 Wes Chamberlain, R (5, PH)		1-2 G1-3			1-1 F8		X 0-0 1B		0-0 G6-3	1	0	0	1	0	0	2
Dennis Cook, L (6, 1) OBP: 0.300, SLG: 0.375 Dickie Thon, R (9, PH) OBP: 0.319, SLG: 0.360		1-2 2-3 3-H								1	0	0	0	0	0	0

Inning Stats	R: 0	H: 1	E: 0	K: 0	S: 4	H: 1	LOB: 1	BB: 0	P: 5	R: 1	H: 3	E: 0	K: 0	S: 11	R: 0	H: 0	E: 0	K: 0	S: 7	R: 0	H: 0	E: 0	K: 1	S: 7	R: 0	H: 0	E: 0	K: 0	S: 8	R: 0	H: 0	E: 0	K: 0	S: 7	R: 0	H: 2	E: 1	K: 1	S: 14	R: 0	H: 0	E: 0	K: 1	S: 5	1B: 4	2B: 2	3B: 0	HR: 0	SF: 0	SAC: 0	DP: 1	HBP: 0	WP: 0	PB: 0	SB: 0	CS: 0	PA: 36
--------------	------	------	------	------	------	------	--------	-------	------	------	------	------	------	-------	------	------	------	------	------	------	------	------	------	------	------	------	------	------	------	------	------	------	------	------	------	------	------	------	-------	------	------	------	------	------	-------	-------	-------	-------	-------	--------	-------	--------	-------	-------	-------	-------	--------

PITCHER	IP	WLS	BF	H	R	ER	SO	BB	IBB	HBP	BLK	WP	HR	S	P	ERA	WHIP
Ed Whitson, R (1, 1) ERA: 2.31	7.0		28	6	1	1	1	2	0	0	0	0	0	51	75	1.29	1.143
Atlee Hammaker, L (8, 1) ERA: 4.17	1.0		5	0	0	0	1	1	0	0	0	0	0	14	23	0.00	1.000
Craig Lefferts, L (9, 1) ERA: 2.5	1.0		3	0	0	0	1	0	0	0	0	0	0	5	6	0.00	0.000

BOTTOM

San Diego Padres @ Philadelphia Phillies
Veterans Stadium, Philadelphia, PA
 Sun Sep 02 1990, 3:33 AM EDT
 Att: 33,498 - Sunny - 90 F

AB	33
R	1
H	6
RBI	1
BB	3
SO	3
LOB	18



PITCHER	IP	WLS	BF	H	R	ER	SO	BB	IBB	HBP	BLK	WP	HR	S	P	ERA	WHIP
---------	----	-----	----	---	---	----	----	----	-----	-----	-----	----	----	---	---	-----	------

Batter	1	2	3	4	5	6	7	8	9	AB R H RBI BB SO LOB	TOP											
Lenny Dykstra, L OBP: 0.434, SLG: 0.464 (1, 8)	2-2 F8		0-0 1B			2-1 FC4-6 1B			1-3 K	4 0 2 1 0 1 0	Philadelphia Phillies @ Pittsburgh Pirates Three Rivers Stadium, Pittsburgh, PA Mon Sep 03 1990, 3:33 AM EDT Att. 23,854 - Sunny - 75 F											
Mickey Morandini, L OBP: 0.231, SLG: 0.231 Don Carman, L OBP: 0.333, SLG: 0.333 Joe Boever, R Randy Ready, R OBP: 0.330, SLG: 0.320 (1, 4) (6, 1) (8, 1) (9, PH)	0-3 K		1-1 F7			0-0 FC4-6 1-2f		2-2 G6-3	2-2 G6-3	3 0 0 0 0 1 1 0 0 0 0 0 0 0 0 0 0 0 0 0 0 1 0 0 0 0 0 0												
Von Hayes, L OBP: 0.373, SLG: 0.418 (1, 7)	0-0 F8				2-1 G4-3	3-3 K		1-1 G3-1	1-1 G3-1	4 0 0 0 0 1 1												
Dale Murphy, R OBP: 0.307, SLG: 0.402 (1, 9)		2-2 F9			0-3 K		1-2 G5-3			3 0 0 0 0 1 0												
John Kruk, L OBP: 0.385, SLG: 0.395 (1, 3)		1-1 F7			2-2 G3-1		0-0 F8			3 0 0 0 0 0 0												
Darren Daulton, L OBP: 0.362, SLG: 0.408 (1, 2)		2-1 FC5-4 1B			2-2 L3		2-2 G4-3			3 0 1 0 0 0 0												
Dickie Thon, R OBP: 0.317, SLG: 0.358 (1, 6)		0-0 FC5-4 1-2f			0-0 G6-3			0-0 P4		3 0 0 0 0 0 1												
Rod Booker, L OBP: 0.325, SLG: 0.327 (1, 5) (6, 4)			1-2 SH1-4 1B 2B		0-3 K			0-0 G6-3		3 1 1 0 0 1 0												
Bruce Ruffin, S OBP: 0.133, SLG: 0.071 Charlie Hayes, R OBP: 0.297, SLG: 0.361 (1, 1) (6, PH) (6, 5)			0-0 SH1-4 2-3			1-3 K		0-2 F9		0 0 0 0 0 0 0 2 0 0 0 0 1 0												
Inning Stats	R: 0 E: 0 K: 1 S: 11	H: 0 LOB: 0 BB: 0 P: 13	R: 0 E: 0 K: 0 S: 10	H: 1 LOB: 1 BB: 0 P: 15	R: 1 E: 0 K: 0 S: 7	H: 2 LOB: 0 BB: 0 P: 9	R: 0 E: 0 K: 1 S: 10	H: 0 LOB: 0 BB: 0 P: 14	R: 0 E: 0 K: 1 S: 7	H: 0 LOB: 0 BB: 0 P: 9		R: 0 E: 0 K: 2 S: 11	H: 1 LOB: 1 BB: 0 P: 17	R: 0 E: 0 K: 0 S: 9	H: 0 LOB: 0 BB: 0 P: 12	R: 0 E: 0 K: 0 S: 5	H: 0 LOB: 0 BB: 0 P: 5	R: 0 E: 0 K: 1 S: 11	H: 0 LOB: 0 BB: 0 P: 15	1B: 3 2B: 1 3B: 0 HR: 0	SF: 0 SAC: 1 DP: 0 HBP: 0	WP: 0 PB: 0 SB: 0 CS: 0
PITCHER Doug Drabek, R ERA: 2.69 (1, 1)	IP: 9.0 WLS: W BF: 30 H: 4 R: 1 ER: 1 SO: 6 BB: 0 IBB: 0 HBP: 0 BLK: 0 WP: 0 HR: 0 S: 81 P: 109 ERA: 1.00 WHIP: 0.444											PITCHER	IP: WLS: BF: H: R: ER: SO: BB: IBB: HBP: BLK: WP: HR: S: P: ERA: WHIP:									

livebaseballscorecards.com

AB	29
R	1
H	4
RBI	1
BB	0
SO	6
LOB	3



Batter	1	2	3	4	5	6	7	8	9
Gary Redus, R (1, 7) OBP: 0.345, SLG: 0.409 Barry Bonds, L (7, 7) OBP: 0.410, SLG: 0.564	4-1 1B BB		2-3 K		1-1 F9		2-0 G3-1		
Jay Bell, R (1, 6) OBP: 0.322, SLG: 0.377	1-0 1B SF9 1B		2-1 FC6-5-6 1B		0-1 L4		0-1 1B		
Andy Van Slyke, L (1, 8) OBP: 0.368, SLG: 0.447	2-3 K		0-0 1B			3-3 K	0-1 P8		
Bobby Bonilla, S (1, 9) OBP: 0.332, SLG: 0.547	1-1 CS 1B		0-2 P4		0-0 F9		2-2 1B 2B		
Jeff King, R (1, 5) OBP: 0.275, SLG: 0.404	1-1 SF9		1-1 F8		0-0 BB 2B		3-2 1B		
Don Slaught, R (1, 2) OBP: 0.378, SLG: 0.468	1-2 CS	1-3 K	1-3 K		4-0 BB IBB		3-3 K		
Sid Bream, L (1, 3) OBP: 0.359, SLG: 0.460		2-2 G3-1	1-1 G4-3		4-1 BB		3-2 F7		
Jose Lind, R (1, 4) OBP: 0.310, SLG: 0.354		3-1 G1-3			0-1 F9 2B	3-3 K	4-0 IBB		
Doug Drabek, R (1, 1) OBP: 0.233, SLG: 0.235			2-2 FC6-5-6 2B		4-0 BB		1-1 L6	0-3 K	

Inning Stats	R: 2	H: 2	E: 0	K: 11	S: 11	LOB: 0	BB: 1	P: 21	R: 0	H: 0	E: 0	K: 1	S: 10	LOB: 0	BB: 0	P: 16	R: 1	H: 2	E: 0	K: 1	S: 13	LOB: 1	BB: 0	P: 19	R: 0	H: 0	E: 0	K: 1	S: 8	LOB: 0	BB: 0	P: 10	R: 0	H: 1	E: 0	K: 2	S: 12	LOB: 3	BB: 2	P: 26	R: 0	H: 1	E: 0	K: 0	S: 7	LOB: 1	BB: 0	P: 10	R: 1	H: 2	E: 0	K: 2	S: 16	LOB: 2	BB: 1	P: 31
--------------	------	------	------	-------	-------	--------	-------	-------	------	------	------	------	-------	--------	-------	-------	------	------	------	------	-------	--------	-------	-------	------	------	------	------	------	--------	-------	-------	------	------	------	------	-------	--------	-------	-------	------	------	------	------	------	--------	-------	-------	------	------	------	------	-------	--------	-------	-------

PITCHER	IP	WLS	BF	H	R	ER	SO	BB	IBB	HBP	BLK	WP	HR	S	P	ERA	WHIP
Bruce Ruffin, L (1, 1) ERA: 5.17	5.0	L	20	5	3	3	4	2	0	0	0	0	0	48	77	5.40	1.400
Don Carman, L (6, 1) ERA: 4.19	2.0		11	3	1	1	2	1	1	0	0	0	0	22	41	4.50	2.000
Joe Boever, R (8, 1) ERA: 3.86	1.0		5	1	0	0	2	0	1	0	0	0	0	13	26	0.00	1.000

BOTTOM

AB	R	H	RBI	BB	SO	LOB
2	1	0	0	1	1	3
1	0	0	0	0	0	0
4	2	2	0	0	0	2
4	0	1	1	0	2	3
4	1	2	1	0	0	1
3	0	2	2	0	0	0
3	0	0	0	1	3	1
3	0	0	0	1	0	1
3	0	1	0	1	1	3
3	0	1	0	1	1	2

Philadelphia Phillies @ Pittsburgh Pirates
Three Rivers Stadium, Pittsburgh, PA

Mon Sep 03 1990, 3:33 AM EDT
Att: 23,854 - Sunny - 75 F

AB	30
R	4
H	9
RBI	4
BB	5
SO	8
LOB	16

WP: 0 PA: 37
PB: 0 SB: 0
CS: 1



PITCHER	IP	WLS	BF	H	R	ER	SO	BB	IBB	HBP	BLK	WP	HR	S	P	ERA	WHIP
---------	----	-----	----	---	---	----	----	----	-----	-----	-----	----	----	---	---	-----	------

Batter	1	2	3	4	5	6	7	8	9	AB R H RBI BB SO LOB	TOP																
Lenny Dykstra, L OBP: 0.434, SLG: 0.462 (1, 8)	4-2 S 2B BB	2-2 G4-3		1-0 E8 1B		3-2 G3			2-3 K	4 2 1 1 1 1 2																	
Darren Daulton, L OBP: 0.362, SLG: 0.416 (1, 2)	1-2 F7	1-0 HR		1-2 G3-6-3 1B		3-2 G4-3			2-2 G3-1	5 1 2 3 0 0 3																	
Von Hayes, L OBP: 0.376, SLG: 0.423 (1, 7)	0-1 HR 2B	2-1 S 1B		3-2 G3-6-3 1-2f			0-2 G6-4-3 1B			4 1 3 1 0 0 1																	
Dale Murphy, R OBP: 0.309, SLG: 0.409 (1, 9)	0-1 HR	3-2 G6-3			3-1 E 1B		0-1 G6-4-3			4 1 2 2 0 0 2																	
John Kruk, L OBP: 0.384, SLG: 0.393 (1, 3)	2-2 BB 1B		1-0 F7		1 SAFE 0-3 K		1-1 F7			4 0 1 0 0 1 1																	
Charlie Hayes, R OBP: 0.297, SLG: 0.358 (1, 5)	4-0 G6-4-3 BB		2-3 K		1-0 E4 G6-3		1-0 F9			3 0 0 0 1 1 1																	
Dickie Thon, R OBP: 0.314, SLG: 0.355 (1, 6)	1-1 G6-4-3 1-2f		0-0 B1-3		1-0 G6-3 1-2f		0-1 F8			4 0 0 0 0 0 4																	
Mickey Morandini, L OBP: 0.250, SLG: 0.200 (1, 4)		2-2 F8		4-0 SH3-4 E BB		2-1 L7		0-1 F8		2 1 0 0 1 0 0																	
Randy Ready, R OBP: 0.328, SLG: 0.318 (8, PH) (8, 4)										1 0 0 0 0 0 0																	
Pat Combs, L OBP: 0.180, SLG: 0.170 (1, 1)		2-2 F8		2-0 SH3-4		1-2 G3 1B			1-1 G5-3	1 1 1 0 0 0 0																	
Don Carman, L OBP: 0.333, SLG: 0.333 (5, 1)										0 0 0 0 0 0 0																	
Dave Hollins, S OBP: 0.259, SLG: 0.363 (6, PH)										1 0 1 0 0 0 0																	
Jason Grimsley, R OBP: 0.259, SLG: 0.143 (6, PR)										0 0 0 0 0 0 0																	
Darrel Akerfelds, R OBP: 0.167, SLG: 0.167 (6, 1)										0 0 0 0 0 0 0																	
Tommy Greene, R (8, 1)										0 0 0 0 0 0 0																	
Wes Chamberlain, R (9, PH)										1 0 0 0 0 0 0																	
Inning Stats	R: 3 E: 0 K: 0 S: 18	H: 3 LOB: 1 BB: 2 P: 30	R: 2 E: 0 K: 0 S: 18	H: 3 LOB: 1 BB: 0 P: 30	R: 0 E: 0 K: 1 S: 5	H: 0 LOB: 0 BB: 0 P: 8	R: 2 E: 1 K: 0 S: 11	H: 2 LOB: 0 BB: 1 P: 22	R: 0 E: 1 K: 1 S: 7	H: 1 LOB: 1 BB: 0 P: 12	R: 0 E: 0 K: 0 S: 12	H: 1 LOB: 2 BB: 0 P: 21	R: 0 E: 0 K: 0 S: 7	H: 1 LOB: 0 BB: 0 P: 8	R: 0 E: 0 K: 0 S: 5	H: 0 LOB: 0 BB: 0 P: 6	R: 0 E: 0 K: 1 S: 9	H: 0 LOB: 0 BB: 0 P: 14	1B: 7 2B: 2 3B: 0 HR: 2	SF: 0 SAC: 1 DP: 4 HBP: 0	WP: 0 PB: 0 SB: 2 CS: 0	PA: 38					
PITCHER	IP WLS BF H R ER SO BB IBB HBP BLK WP HR S P ERA WHIP																										
Bob Walk, R ERA: 3.98 (1, 1)	2.0		13	6	5	5	0	2	0	0	0	0	2	36	60	22.50	4.000										
Mike York, R ERA: 1.0 (3, 1)	2.0		8	2	2	1	1	1	0	0	0	0	0	16	30	4.50	1.500										
Bill Landrum, R ERA: 2.38 (5, 1)	2.0	W	8	2	0	0	1	0	0	0	0	0	0	19	33	0.00	1.000										
Bob Patterson, L ERA: 3.13 (7, 1)	3.0	S	9	1	0	0	1	0	0	0	0	0	0	21	28	0.00	0.333										

Philadelphia Phillies @ Pittsburgh Pirates
 Three Rivers Stadium, Pittsburgh, PA
 Tue Sep 04 1990, 7:05 PM EDT
 Att: 16,858 - Unknown

livebaseballscorecards.com

AB	34
R	7
H	11
RBI	7
BB	3
SO	3
LOB	14



BOTTOM

Philadelphia Phillies @ Pittsburgh Pirates
Three Rivers Stadium, Pittsburgh, PA

Tue Sep 04 1990, 7:05 PM EDT
Att. 16,858 - Unknown

livebaseballscorecards.com

AB	34
R	11
H	10
RBI	11
BB	3
SO	4
LOB	12



WP:	0	PA:	39
PB:	0	SB:	1
CS:	0		

AB R H RBI BB SO LOB

4	2	1	0	1	0	1
4	2	1	0	0	1	1
4	2	0	1	1	0	3
4	2	2	5	0	0	1
3	0	1	2	0	1	0
4	2	2	2	0	2	1
0	0	0	0	0	0	0
0	0	0	0	0	0	0
1	0	0	0	0	0	2
0	0	0	0	0	0	0
1	0	0	0	0	0	0
0	0	0	0	0	0	0
1	1	1	0	0	0	0
1	0	0	0	0	0	1

1B:	5	SF:	1
2B:	4	SAC:	0
3B:	0	DP:	1
HR:	2	HBP:	1

Batter	1	2	3	4	5	6	7	8	9
Jeff King, R OBP: 0.277, SLG: 0.402 (1, 5)	0-1 F7 ①		4-0 2B G5-3 BB		0-0 1B BB	2-2 G6-3 ①		1-0 G4-3 ①	
Jay Bell, R OBP: 0.322, SLG: 0.378 (1, 6)	2-2 G6-3 ②		2-1 1B 2B		1-3 K ①	1-0 E HR HBP		1-1 G1-3 ②	
Andy Van Slyke, L OBP: 0.367, SLG: 0.443 (1, 8)	3-1 G3-1 ③		2-2 L3 ①		4-1 1B SF9 BB	0-0 FC3 HR		2-2 L8 ③	
Bobby Bonilla, S OBP: 0.333, SLG: 0.552 (1, 9)		3-2 G5-3 ①	0-2 G5-3 ②		3-2 HR 1B	1-2 HR			
Barry Bonds, L OBP: 0.409, SLG: 0.563 (1, 7)		2-3 K ②	1-2 S 1B		1-0 SF9	2-0 F7 ②			
Carmelo Martinez, R OBP: 0.339, SLG: 0.422 Bob Patterson, R OBP: 0.056, SLG: 0.056 (1, 3) (7, 1)		1-1 E 2B	1-3 K ③		1-2 HR	0-3 K			
Don Slaught, R OBP: 0.380, SLG: 0.466 (1, 2)		4-0 E BB		0-0 P4 ①	1-2 E5 FC5-4		1-1 FC5-4 1B		
Jose Lind, R OBP: 0.310, SLG: 0.353 (1, 4)		2-2 E9 1B		0-1 G4 ②	1-0 FC5-4 ③		2-2 FC5-4 L3 ①		
Bob Walk, R OBP: 0.181, SLG: 0.133 Gary Redus, R OBP: 0.343, SLG: 0.407 Mike York, R OBP: 0.333, SLG: 0.333 Rafael Belliard, R OBP: 0.314, SLG: 0.289 Bill Landrum, R OBP: 0.388, SLG: 0.389 Sid Bream, L OBP: 0.358, SLG: 0.458 (1, 1) (2, PH) (3, 1) (4, PH) (5, 1) (6, PH) (7, 3)		2-0 P4 ③		1-2 L4 ④		2-1 G6-3 FC3 2B	3-0 L3 ② ⑤		

Inning Stats	R: 0	H: 0	E: 0	K: 0	S: 7	LOB: 0	BB: 0	P: 12	R: 1	H: 2	E: 1	K: 1	S: 13	LOB: 2	BB: 1	P: 27	R: 2	H: 2	E: 0	K: 1	S: 15	LOB: 1	BB: 1	P: 25	R: 0	H: 0	E: 0	K: 0	S: 6	LOB: 0	BB: 0	P: 7	R: 4	H: 3	E: 1	K: 1	S: 21	LOB: 1	BB: 1	P: 33	R: 4	H: 2	E: 0	K: 0	S: 15	LOB: 0	BB: 0	P: 23	R: 0	H: 1	E: 0	K: 0	S: 7	LOB: 0	BB: 0	P: 13	R: 0	H: 0	E: 0	K: 0	S: 8	LOB: 0	BB: 0	P: 12
--------------	------	------	------	------	------	--------	-------	-------	------	------	------	------	-------	--------	-------	-------	------	------	------	------	-------	--------	-------	-------	------	------	------	------	------	--------	-------	------	------	------	------	------	-------	--------	-------	-------	------	------	------	------	-------	--------	-------	-------	------	------	------	------	------	--------	-------	-------	------	------	------	------	------	--------	-------	-------

PITCHER	IP	WLS	BF	H	R	ER	SO	BB	IBB	HBP	BLK	WP	HR	S	P	ERA	WHIP
Pat Combs, L ERA: 4.43 (1, 1)	4.1		22	6	6	6	3	3	0	0	0	0	0	53	91	12.46	2.077
Don Carman, L ERA: 4.27 (5, 1)	0.2		4	1	1	1	0	0	0	0	0	0	1	9	13	13.50	1.500
Darrel Akerfelds, R ERA: 3.71 (6, 1)	2.0	L	10	3	4	3	1	0	0	1	0	0	1	22	36	13.50	1.500
Tommy Greene, R ERA: 6.23 (8, 1)	1.0		3	0	0	0	0	0	0	0	0	0	0	8	12	0.00	0.000

PITCHER	IP	WLS	BF	H	R	ER	SO	BB	IBB	HBP	BLK	WP	HR	S	P	ERA	WHIP
---------	----	-----	----	---	---	----	----	----	-----	-----	-----	----	----	---	---	-----	------

Batter	1	2	3	4	5	6	7	8	9	AB R H RBI BB SO LOB	TOP											
Doug Dasenczo, S (1, 7) OBP: 0.313, SLG: 0.365 Gary Varsho, L (9, PH) OBP: 0.297, SLG: 0.333	0-3 K		3-2 G5-3			0-0 B3			1-2 F9	3 0 0 0 0 1 0 1 0 0 0 0 0 0	Chicago Cubs @ Philadelphia Phillies Veterans Stadium, Philadelphia, PA Wed Sep 05 1990, 7:05 PM EDT Att. 16,177 - Unknown - 75 F											
23 Ryne Sandberg, R (1, 4) OBP: 0.342, SLG: 0.534	1-1 P6		1-3 K			1-0 F8			0-0 G6-3	4 0 0 0 0 1 0												
Shawon Dunston, R (1, 6) OBP: 0.301, SLG: 0.456	1-3 K				0-1 P3				1-0 G1-3	4 0 0 0 0 1 0												
Andre Dawson, R (1, 9) OBP: 0.354, SLG: 0.523		1-0 2B G4-3 1B			0-3 K				1-1 G6-3 1B	3 1 2 0 0 1 0												
Lloyd McClendon, R (1, 3) OBP: 0.256, SLG: 0.217		1-0 P6			2-2 G5-3				2-0 G6-3	3 0 0 0 0 0 2												
Jerome Walton, R (1, 8) OBP: 0.358, SLG: 0.331		0-0 G4-3 1-3 2B			0-0 L4				2-1 G6-3	3 0 1 0 0 0 1												
Domingo Ramos, R (1, 5) OBP: 0.326, SLG: 0.308		2-0 G4-3			1-0 L9				3-2 FC3-8 1B	3 0 1 1 0 0 1												
Joe Girardi, R (1, 2) OBP: 0.317, SLG: 0.367		1-2 L6			2-1 L5				1-0 FC3-6 G4-6-3 1-2f	3 0 0 0 0 0 2												
Mike Harley, R (1, 1) OBP: 0.276, SLG: 0.321 Bill Long, R (7, 1) Curtis Wilkerson, S (8, PH) OBP: 0.230, SLG: 0.251 Steve Wilson, L (8, 1) OBP: 0.219, SLG: 0.200 Mitch Williams, L (8, 1) Les Lancaster, R (8, 1) OBP: 0.158, SLG: 0.059			1-3 K			0-2 L8			1-1 G4-6-3 1-2f	2 0 0 0 0 1 0 0 0 0 0 0 0 0 1 0 0 0 0 0 1 0												
Inning Stats	R: 0 E: 0 K: 2 S: 13	H: 0 LOB: 0 BB: 0 P: 15	R: 1 E: 0 K: 0 S: 8	H: 2 LOB: 1 BB: 0 P: 13	R: 0 E: 0 K: 2 S: 10	H: 0 LOB: 0 BB: 0 P: 15	R: 0 E: 0 K: 1 S: 8	H: 0 LOB: 0 BB: 0 P: 10	R: 0 E: 0 K: 0 S: 4	H: 0 LOB: 0 BB: 0 P: 7	R: 0 E: 0 K: 0 S: 5	H: 0 LOB: 0 BB: 0 P: 6	R: 0 E: 0 K: 0 S: 7	H: 1 LOB: 1 BB: 0 P: 13	R: 0 E: 0 K: 0 S: 8	H: 1 LOB: 0 BB: 0 P: 13	R: 0 E: 0 K: 0 S: 6	H: 0 LOB: 0 BB: 0 P: 8	1B: 3 2B: 1 3B: 0 HR: 0	SF: 0 SAC: 0 DP: 1 HBP: 0	WP: 0 PB: 0 SB: 0 CS: 0	PA: 30
PITCHER	IP WLS BF H R ER SO BB IBB HBP BLK WP HR S P ERA WHIP																					
Terry Mulholland, L (1, 1) ERA: 3.62 Roger McDowell, R (9, 1) ERA: 3.94	8.0 W 27 4 1 1 5 0 0 0 0 0 0 0 63 92 1.12 0.500																					
	1.0 S 3 0 0 0 0 0 0 0 0 0 0 0 6 8 0.00 0.000																					

AB	30
R	1
H	4
RBI	1
BB	0
SO	5
LOB	7



Batter	1	2	3	4	5	6	7	8	9
Lenny Dykstra, L (1, 8) OBP: 0.433, SLG: 0.460	2-2 F7		0-3 K			1-1 B3		2-1 E2 2B 1B	
Darren Daulton, L (1, 2) OBP: 0.361, SLG: 0.417	1-2 P3			1-3 K		0-0 F7		2-0 BB 1B 2B	
Von Hayes, L (1, 7) OBP: 0.377, SLG: 0.421	1-2 F8			0-0 G3			4-0 SH1-3 BB BB	4-1 BB 1B BB	
Dale Murphy, R (1, 9) OBP: 0.308, SLG: 0.407		2-1 F7		0-0 F8			4-1 SH1-3 1-2 BB	1-0 F7	
John Kruk, L (1, 3) OBP: 0.385, SLG: 0.396		1-0 F8			2-2 G4-3 2B		1-0 SH1-3 1-2 2-3	4-0 1B 1-2 2-3 BB	
Charlie Hayes, R (1, 5) OBP: 0.300, SLG: 0.359		4-2 BB			2-0 G4-3		4-0 G4-6-3 IBB	1-2 FC6-4 1B	
Dickie Thon, R (1, 6) OBP: 0.312, SLG: 0.352		0-0 G1-3			0-0 G4-3		3-1 G4-6-3	0-0 FC6-4 1B	
Mickey Morandini, L (1, 4) OBP: 0.222, SLG: 0.176			3-3 K		1-3 K			0-1 SH3-4 E 1B	
Ricky Jordan, R (8, PH) OBP: 0.276, SLG: 0.350									
Louie Meadows, L (8, PR) OBP: 0.250, SLG: 0.143									
Rod Booker, L (9, 4) OBP: 0.325, SLG: 0.327									
Terry Mulholland, R (1, 1) OBP: 0.122, SLG: 0.125				0-0 G5-3			3-1 G4-3	0-0 SH3-4	
Randy Ready, R (8, PH) OBP: 0.323, SLG: 0.318									
Roger McDowell, R (9, 1) OBP: 0.323, SLG: 0.318									

Inning Stats	R: 0 E: 0 K: 10 S: 10	H: 0 LOB: 0 BB: 0 P: 14	R: 0 E: 0 K: 10 S: 10	H: 0 LOB: 1 BB: 1 P: 17	R: 0 E: 0 K: 10 S: 10	H: 0 LOB: 0 BB: 0 P: 13	R: 0 E: 0 K: 1 S: 5	H: 0 LOB: 0 BB: 0 P: 6	R: 0 E: 0 K: 1 S: 8	H: 1 LOB: 1 BB: 0 P: 13	R: 0 E: 0 K: 0 S: 5	H: 0 LOB: 0 BB: 0 P: 9	R: 0 E: 0 K: 0 S: 4	H: 0 LOB: 2 BB: 3 P: 20	R: 4 E: 1 K: 0 S: 13	H: 4 LOB: 2 BB: 2 P: 27
--------------	--------------------------------	----------------------------------	--------------------------------	----------------------------------	--------------------------------	----------------------------------	------------------------------	---------------------------------	------------------------------	----------------------------------	------------------------------	---------------------------------	------------------------------	----------------------------------	-------------------------------	----------------------------------

PITCHER	IP	WLS	BF	H	R	ER	SO	BB	IBB	HBP	BLK	WP	HR	S	P	ERA	WHIP
Mike Harkey, R (1, 1) ERA: 3.26	6.1		24	1	0	0	4	3	1	0	0	0	0	50	87	0.00	0.632
Bill Long, R (7, 1) ERA: 3.44	0.2		1	0	0	0	0	0	0	0	0	0	0	2	5	0.00	0.000
Steve Wilson, L (8, 1) ERA: 4.68	0.1	L	3	2	3	3	0	0	0	0	0	0	0	5	7	81.00	6.000
Mitch Williams, L (8, 1) ERA: 3.16	0.0		2	1	0	0	0	1	0	0	0	0	0	2	8	∞	∞
Les Lancaster, R (8, 1) ERA: 5.16	0.2		4	1	1	1	0	1	0	0	0	0	0	6	12	13.50	3.000


BOTTOM

Chicago Cubs @ Philadelphia Phillies
Veterans Stadium, Philadelphia, PA

Wed Sep 05 1990, 7:05 PM EDT
Att: 16,177 - Unknown - 75 F

AB	26
R	4
H	5
RBI	4
BB	6
SO	4
LOB	11

livebaseballscorecards.com



1B	2B	3B	HR	SF	SAC	DP	HBP	WP	PA
3	2	0	0	0	1	0	0	0	34

Batter	1	2	3	4	5	6	7	8	9	AB R H RBI BB SO LOB	TOP
--------	---	---	---	---	---	---	---	---	---	----------------------	-----

Jerome Walton, R (1, 8) <small>OBP: 0.358, SLG: 0.332</small>										5 0 2 2 0 0 0	
23 Ryne Sandberg, R (1, 4) <small>OBP: 0.345, SLG: 0.537</small> Greg Smith, S (4, 4)										2 1 2 0 0 0 0 2 0 0 0 1 2 1	
Mark Grace, L (1, 3) <small>OBP: 0.368, SLG: 0.410</small>										4 0 2 2 1 0 1	
Dwight Smith, L (1, 9) <small>OBP: 0.331, SLG: 0.382</small> Doug Dascenzo, S (8, 9) <small>OBP: 0.312, SLG: 0.364</small>										2 1 1 0 1 0 3 1 0 0 0 0 0 1	
Derrick May, L (1, 7) Lloyd McClendon, R (9, PH) <small>OBP: 0.254, SLG: 0.215</small> Marvell Wynne, L (9, 9) <small>OBP: 0.261, SLG: 0.335</small>										4 0 0 0 0 1 5 1 0 0 0 0 0 1 0 0 0 0 0 0 0	
Damon Berryhill, S (1, 2) Dave Pavlas, R (7, 1) Mitch Williams, L (7, 1)										3 1 0 0 1 1 2 0 0 0 0 0 0 0 1 0 0 0 0 0 1	
Shawon Dunston, R (1, 6) <small>OBP: 0.298, SLG: 0.453</small>										4 0 0 0 0 1 2	
Domingo Ramos, R (1, 5) <small>OBP: 0.329, SLG: 0.308</small>										3 1 1 0 1 0 0	
Jose Antonio Nunez, R (1, 1) Joe Girardi, R (7, 2) <small>OBP: 0.316, SLG: 0.366</small>										2 1 0 1 1 2 1 1 0 0 0 0 0 0	

Inning Stats	R: 0 E: 0 K: 0 S: 7	H: 2 LOB: 2 BB: 0 P: 12	R: 0 E: 0 K: 3 S: 12	H: 1 LOB: 1 BB: 0 P: 15	R: 1 E: 0 K: 1 S: 11	H: 2 LOB: 2 BB: 0 P: 16	R: 0 E: 0 K: 1 S: 5	H: 0 LOB: 0 BB: 0 P: 7	R: 0 E: 0 K: 1 S: 7	H: 0 LOB: 0 BB: 0 P: 10	R: 4 E: 0 K: 0 S: 13	H: 1 LOB: 3 BB: 6 P: 44	R: 0 E: 0 K: 0 S: 5	H: 0 LOB: 0 BB: 0 P: 8	R: 0 E: 0 K: 1 S: 10	H: 1 LOB: 1 BB: 0 P: 13	R: 0 E: 0 K: 0 S: 9	H: 1 LOB: 1 BB: 0 P: 16	1B: 7 2B: 1 3B: 0 HR: 0	SF: 0 SAC: 0 DP: 0 HBP: 1	WP: 0 PB: 0 SB: 1 CS: 0	PA: 42
--------------	------------------------------	----------------------------------	-------------------------------	----------------------------------	-------------------------------	----------------------------------	------------------------------	---------------------------------	------------------------------	----------------------------------	-------------------------------	----------------------------------	------------------------------	---------------------------------	-------------------------------	----------------------------------	------------------------------	----------------------------------	----------------------------------	------------------------------------	----------------------------------	--------

PITCHER	IP	WLS	BF	H	R	ER	SO	BB	IBB	HBP	BLK	WP	HR	S	P	ERA	WHIP
Jason Grimsley, R (1, 1) <small>ERA: 4.26</small>	5.2	L	28	6	5	5	6	4	0	1	0	0	0	52	90	7.94	1.765
Chuck Malone, R (6, 1) <small>ERA:</small>	1.1		6	0	0	0	0	2	0	0	0	0	0	8	22	0.00	1.500
Joe Boever, R (8, 1) <small>ERA: 3.8</small>	1.0		4	1	0	0	1	0	0	0	0	0	0	10	13	0.00	1.000
Chuck McElroy, L (9, 1) <small>ERA: 5.4</small>	1.0		4	1	0	0	0	0	0	0	0	0	0	9	16	0.00	1.000

Chicago Cubs @ Philadelphia Phillies
 Veterans Stadium, Philadelphia, PA
 Thu Sep 06 1990, 7:05 PM EDT
 Att. 13,849 - Unknown - 80 F

AB	35
R	5
H	8
RBI	5
BB	6
SO	7
LOB	18



Batter	1	2	3	4	5	6	7	8	9	AB R H RBI BB SO LOB
Lenny Dykstra, L OBP: 0.432, SLG: 0.458 (1, 8)	4-0 L8 SH1-3 BB		0-1 F7			0-0 6-3	0-0 BB 1B		2-2 4-3	4 0 1 1 1 0 0
Mickey Morandini, L OBP: 0.286, SLG: 0.167 Dave Hollins, S OBP: 0.286, SLG: 0.358 (1, 4) (9, PH)	0-0 SH1-3 1-2		0-0 F7			4-2 BB	4-2 BB		1-3 K	1 0 0 0 2 0 0 1 0 0 0 0 1 0
Von Hayes, L OBP: 0.374, SLG: 0.417 (1, 7)	0-1 L8 2-3				1-3 K	0-3 K	1-1 G3			4 0 0 0 0 2 5
Dale Murphy, R OBP: 0.306, SLG: 0.403 (1, 9)	3-3 K				1-3 K	0-3 K		2-1 L8		4 0 0 0 0 3 2
Darren Daulton, L OBP: 0.362, SLG: 0.416 (1, 2)		1-1 6-3 1B			3-1 F8		0-1 P6	4-2 HBP BB		3 0 1 0 1 0 0
Charlie Hayes, R OBP: 0.300, SLG: 0.358 (1, 5)		0-3 K			1-3 K		1-1 2B 1B	0-3 SAFE K		4 1 1 0 0 3 2
Ricky Jordan, R OBP: 0.279, SLG: 0.353 (1, 3)		1-2 6-3 1-3			2-2 5-3		0-1 1B 2B	3-0 HBP		3 1 1 0 0 0 1
Rod Booker, L OBP: 0.333, SLG: 0.337 Dickie Thon, R OBP: 0.311, SLG: 0.351 (1, 6) (8, PH) (9, 6)		0-1 F8			0-1 FC4-6 1B		2-0 1B 2B	0-2 P8		3 0 2 1 0 0 1 1 0 0 0 0 0 2
Jason Grimsley, R OBP: 0.200, SLG: 0.111 Chuck Malone, R OBP: 0.235, SLG: 0.133 Louie Meadows, L OBP: 0.235, SLG: 0.133 Joe Boever, R OBP: 0.327, SLG: 0.317 (1, 1) (6, 1) (7, PH) (8, 1) (9, 1) (9, PH)			0-1 6-3		0-0 FC4-6 1-2		2-0 P4		1-3 K	2 0 0 0 0 0 1 0 0 0 0 0 0 0 1 0 0 0 0 0 2 0 0 0 0 0 0 0 0 0 0 0 0 0 0 1 0 0 0 0 0 1 0

Inning Stats	R: 0 E: 0 K: 1 S: 7	H: 0 LOB: 1 BB: 1 P: 14	R: 0 E: 0 K: 1 S: 10	H: 1 LOB: 1 BB: 0 P: 12	R: 0 E: 0 K: 0 S: 5	H: 0 LOB: 0 BB: 0 P: 5	R: 0 E: 0 K: 2 S: 8	H: 0 LOB: 0 BB: 0 P: 13	R: 0 E: 0 K: 1 S: 10	H: 1 LOB: 1 BB: 0 P: 13	R: 0 E: 0 K: 2 S: 9	H: 0 LOB: 1 BB: 1 P: 13	R: 2 E: 0 K: 0 S: 13	H: 4 LOB: 3 BB: 1 P: 23	R: 0 E: 0 K: 1 S: 11	H: 0 LOB: 2 BB: 1 P: 20	R: 0 E: 0 K: 2 S: 10	H: 0 LOB: 0 BB: 0 P: 14	1B: 5 2B: 1 3B: 0 HR: 0	SF: 0 SAC: 1 DP: 0 HBP: 1							
PITCHER	IP	WLS	BF	H	R	ER	SO	BB	IBB	HBP	BLK	WP	HR	S	P	ERA	WHIP										
Jose Antonio Nunez, R ERA: 5.77 (1, 1)	6.2	W	28	6	2	2	7	2	0	0	0	0	0	58	84	2.70	1.200										
Dave Pavia, R ERA: 10.8 (7, 1)	0.0		1	0	0	0	0	1	0	0	0	0	0	2	6	∞	∞										
Mitch Williams, L ERA: 3.02 (7, 1)	2.1	S	9	0	0	0	3	1	0	1	0	0	0	23	37	0.00	0.429										

BOTTOM

Chicago Cubs @ Philadelphia Phillies
Veterans Stadium, Philadelphia, PA

livebaseballscores.com

AB	32
R	2
H	6
RBI	2
BB	4
SO	10
LOB	16



WP: 0	PA: 38
PB: 0	
SB: 1	
CS: 0	
ERA	WHIP

Thu Sep 06 1990, 7:05 PM EDT
Att: 13,849 - Unknown - 80 F

Batter	1	2	3	4	5	6	7	8	9	AB R H RBI BB SO LOB	TOP
Gregg Jefferies, S (1, 5) <small>OBP: 0.345, SLG: 0.453</small>	4-0 		3-2 		0-2 			3-2 		3 1 0 0 1 0 1	
Dave Magadan, L (1, 3) <small>OBP: 0.419, SLG: 0.443</small>	2-1 		1-1 			2-1 		1-2 		4 0 1 0 0 0 1	
Tom Herr, S (1, 4) <small>OBP: 0.321, SLG: 0.354</small>	4-2 			0-1 		4-1 		1-1 		2 0 0 0 2 0 1	
Darryl Strawberry, L (1, 9) <small>OBP: 0.370, SLG: 0.513</small>	1-0 			2-0 		2-2 		0-1 		4 0 0 0 0 0 3	
Kevin McReynolds, R (1, 7) <small>OBP: 0.353, SLG: 0.439</small>	1-2 			1-2 		1-1 		1-0 		4 0 2 1 0 0 1	
Howard Johnson, S (1, 6) <small>OBP: 0.311, SLG: 0.435</small>	3-1 	0-0 		0-0 		1-3 		1-1 		4 0 0 0 0 1 2	
Mackey Sasser, L (1, 2) <small>OBP: 0.354, SLG: 0.441</small>		0-0 			2-2 	0-0 				3 0 1 0 0 0 0	AB 30 R 1 H 4 RBI 1 BB 3 SO 3 LOB 11
Daryl Boston, L (1, 8) <small>OBP: 0.323, SLG: 0.422</small>		3-2 			0-0 	3-3 				3 0 0 0 0 1 1	
David Cone, L (1, 1) <small>OBP: 0.250, SLG: 0.214</small> Jeff Musselman, L (7, 1) Alejandro Pena, R (7, 1) <small>OBP: 0.333, SLG: 0.200</small> Keith Hughes, L (7, 8)			1-2 		1-1 		0-3 			2 0 0 0 0 0 1	
Inning Stats	R: 1 H: 1 E: 0 LOB: 1 K: 0 BB: 2 S: 10 P: 25	R: 0 H: 0 E: 0 LOB: 0 K: 0 BB: 0 S: 5 P: 8	R: 0 H: 0 E: 0 LOB: 0 K: 0 BB: 0 S: 8 P: 13	R: 0 H: 0 E: 1 LOB: 1 K: 0 BB: 0 S: 7 P: 10	R: 0 H: 1 E: 0 LOB: 1 K: 0 BB: 0 S: 9 P: 12	R: 0 H: 0 E: 1 LOB: 1 K: 0 BB: 1 S: 10 P: 19	R: 0 H: 0 E: 0 LOB: 0 K: 2 BB: 0 S: 7 P: 11	R: 0 H: 1 E: 0 LOB: 1 K: 1 BB: 0 S: 14 P: 19	R: 0 H: 1 E: 0 LOB: 0 K: 0 BB: 0 S: 5 P: 7	1B: 3 SF: 0 2B: 0 SAC: 0 3B: 1 DP: 1 HR: 0 HBP: 0	WP: 0 PA: 34 PB: 0 SB: 1 CS: 0
PITCHER Jose De Jesus, R (1, 1) <small>ERA: 3.12</small>	IP WLS BF H R ER SO BB IBB HBP BLK WP HR S P ERA WHIP 9.0 W 33 4 1 1 3 3 0 0 0 0 0 0 75 124 1.00 0.778										

New York Mets @ Philadelphia Phillies
 Veterans Stadium, Philadelphia, PA

Fri Sep 07 1990, 7:05 PM EDT
 Att. 29,744 - Unknown - 85 F

livebaseballscorecards.com

Batter	1	2	3	4	5	6	7	8	9	AB R H RBI BB SO LOB
Lenny Dykstra, L OBP: 0.435, SLG: 0.461 (1, 8)	2-1 WP 1B 1B		FC5-4 1B 1B		SH5-3 E 1B		2-1 1B 1B			4 3 3 0 0 0 1
Rod Booker, L OBP: 0.336, SLG: 0.340 Charlie Hayes, R OBP: 0.301, SLG: 0.359 (1, 5) (7, PH) (8, 5)	1-3 K		0-0 1B 1B		SH5-3 1-3		0-0 1B 1B			2 0 1 0 0 1 1 1 0 1 1 0 0 0
Von Hayes, L OBP: 0.373, SLG: 0.415 (1, 7)	2-3 K 1-2		P6 1-2		K 2-3		1-1 1B 1-2			4 0 1 1 0 2 4
Dale Murphy, R OBP: 0.307, SLG: 0.404 (1, 9)	0-0 2-H 1B		0-0 1-3 2-H 1B		F9 1-1		0-3 K			4 0 2 2 0 1 3
Darren Daulton, L OBP: 0.361, SLG: 0.413 (1, 2)	3-3 K		4-1 BB		G6-3 0-0		F8 1-2			3 0 0 0 1 1 3
John Kruk, L OBP: 0.382, SLG: 0.392 (1, 3)		1-3 K	1-3 K		2-3 K		G3-1 1-2			4 0 0 0 0 3 3
Dickie Thon, R OBP: 0.309, SLG: 0.348 (1, 6)		1-3 K		1-0 G6-3		0-3 K		1-3 K		4 0 0 0 0 3 0
Mickey Morandini, L OBP: 0.280, SLG: 0.143 (1, 4)		0-2 G3-1		0-3 K		4-1 1B 1B BB		0-0 G1		3 1 0 0 1 1 0
Jose De Jesus, R OBP: 0.176, SLG: 0.100 (1, 1)			4-0 FC5-4 BB		0-3 K		1-3 K			2 0 0 0 1 2 1


Inning Stats	R: 1	H: 2	E: 0	K: 3	S: 14	R: 0	H: 0	E: 0	K: 2	S: 9	R: 1	H: 2	E: 0	K: 1	S: 12	R: 0	H: 0	E: 0	K: 2	S: 7	R: 0	H: 1	E: 1	K: 1	S: 9	R: 0	H: 0	E: 0	K: 2	S: 7	R: 2	H: 3	E: 0	K: 2	S: 15	R: 0	H: 0	E: 0	K: 1	S: 8									
	LOB: 1	BB: 0	LOB: 0	BB: 0		LOB: 3	BB: 2	LOB: 0	BB: 0		LOB: 1	BB: 0	LOB: 0	BB: 0		LOB: 2	BB: 1	LOB: 0	BB: 0		LOB: 0	BB: 0	LOB: 1	BB: 0	LOB: 0	BB: 0	LOB: 0	BB: 0	LOB: 2	BB: 1	LOB: 0	BB: 0	LOB: 0	BB: 0	LOB: 0	BB: 0	LOB: 0	BB: 0	LOB: 0	BB: 0	LOB: 0								
PITCHER	IP	WLS	BF	H	R	ER	SO	BB	IBB	HBP	BLK	WP	HR	S	P	ERA	WHIP													IP	WLS	BF	H	R	ER	SO	BB	IBB	HBP	BLK	WP	HR	S	P	ERA	WHIP			
David Cone, R ERA: 3.56 (1, 1)	6.1	L	27	5	3	3	12	3	0	0	0	1	0	62	97	4.26	1.263																																
Jeff Musselman, L ERA: 5.63 (7, 1)	0.0		3	3	1	1	0	0	0	0	0	0	0	5	8	∞	∞																																
Alejandro Pena, R ERA: 3.58 (7, 1)	1.2		5	0	0	0	2	0	0	0	0	0	0	14	17	0.00	0.000																																

BOTTOM

New York Mets @ Philadelphia Phillies
Veterans Stadium, Philadelphia, PA

Fri Sep 07 1990, 7:05 PM EDT
Att: 29,744 - Unknown - 85 F

AB	31
R	4
H	8
RBI	4
BB	3
SO	14
LOB	16



1B: 8	SF: 0	WP: 1	PA: 35
2B: 0	SAC: 1	PB: 0	
3B: 0	DP: 0	SB: 1	
HR: 0	HBP: 0	CS: 0	

Batter	1		2		3		4		5		6		7		8		9		AB R H RBI BB SO LOB	TOP		
Gregg Jefferies, S OBP: 0.344, SLG: 0.456 (1, 5)	3-3 K				1-1 P6		3-2 P2				4-0 IBB		0-1 G3				1-0 HR		5 1 1 1 1 1 5			
Keith Miller, R OBP: 0.335, SLG: 0.328 (1, 8)	0-3 K						4-1 2B BB		2-0 1B 2B		0-0 G3		3-3 K				1-3 K		5 2 1 0 1 3 4			
Dave Magadan, L OBP: 0.424, SLG: 0.450 (1, 3)	3-2 G3						4-1 2B 1B BB		1-1 1B				4-2 HR BB		2-0 SF8 3B		4-0 BB BB		3 3 2 1 3 0 0			
Kevin McReynolds, R OBP: 0.354, SLG: 0.447 (1, 7)				4-0 BB			0-0 1B 2B		0-3 K				1-0 HR		2-1 G1-3		1-3 K		5 2 2 3 1 2 3			
Darryl Strawberry, L OBP: 0.370, SLG: 0.513 (1, 9)				1-3 K			0-0 P5		1-2 P4				0-0 G4-3 1B 2B		3-0 SF8		4-1 BB		4 1 1 1 1 1 4			
Tom Herr, S OBP: 0.321, SLG: 0.353 (1, 4)				1-3 K			0-0 FC5-4 1B		3-2 F9				0-0 G4-3		4-1 BB BB		1-3 K		5 1 1 2 1 2 5			
Howard Johnson, S OBP: 0.312, SLG: 0.432 (1, 6)				2-1 F9			1-0 FC5-4 1B						1-2 F7		4-0 1B 1B IBB		1-2 2B BB		3 2 0 0 2 0 2			
Charlie O'Brien, R OBP: 0.263, SLG: 0.270 (1, 2)					3-2 L7		0-0 BB 1B						4-0 SH3-4 BB		1-0 G3 1B		3-2 1H 2H 2B		4 0 3 3 1 0 0			
Dwight Gooden, R OBP: 0.232, SLG: 0.266 (1, 1)					0-0 F9		4-2 BB						1-0 SH3-4		0-0 G3 1B		0-1 G3		3 0 1 1 1 0 1			
Inning Stats	R: 0 E: 0 K: 2 S: 10	H: 0 LOB: 0 BB: 0 P: 16	R: 0 E: 0 K: 2 S: 9	H: 0 LOB: 1 BB: 1 P: 17	R: 0 E: 0 K: 0 S: 6	H: 0 LOB: 0 BB: 0 P: 10	R: 3 E: 0 K: 0 S: 14	H: 3 LOB: 3 BB: 3 P: 30	R: 1 E: 0 K: 1 S: 12	H: 2 LOB: 1 BB: 0 P: 19	R: 0 E: 0 K: 0 S: 5	H: 0 LOB: 2 BB: 2 P: 15	R: 4 E: 0 K: 1 S: 13	H: 4 LOB: 2 BB: 2 P: 26	R: 3 E: 0 K: 0 S: 12	H: 2 LOB: 1 BB: 2 P: 30	R: 1 E: 0 K: 3 S: 11	H: 1 LOB: 2 BB: 2 P: 23	1B: 5 2B: 4 3B: 1 HR: 2	SF: 1 SAC: 1 DP: 0 HBP: 0	WP: 0 PB: 0 SB: 0 CS: 0	PA: 51
PITCHER	IP WLS BF H R ER SO BB IBB HBP BLK WP HR S P ERA WHIP																					
Bruce Ruffin, L ERA: 5.22 (1, 1)	3.2 L 18 3 3 3 4 4 0 0 0 0 0 0 34 65 7.36 1.909																					
Dennis Cook, L ERA: 3.54 (4, 1)	1.1 6 2 1 1 1 0 0 0 0 0 0 0 17 27 6.75 1.500																					
Tommy Greene, R ERA: 6.61 (6, 1)	1.0 7 1 2 2 0 2 1 0 0 0 0 1 8 23 18.00 3.000																					
Chuck McElroy, L ERA: 7.27 (7, 1)	0.1 5 3 2 2 0 0 1 0 0 0 0 0 4 9 54.00 9.000																					
Darrel Akerfelds, R ERA: 3.96 (7, 1)	1.1 7 1 3 3 1 2 0 0 0 0 0 0 12 30 20.25 2.250																					
PITCHER	IP WLS BF H R ER SO BB IBB HBP BLK WP HR S P ERA WHIP																					
Joe Boever, R ERA: 3.79 (8, 1)	0.1 2 1 0 0 0 0 0 0 0 0 0 0 6 9 0.00 3.000																					
Chuck Malone, R ERA: 3.86 (9, 1)	1.0 6 1 1 1 3 2 0 0 0 0 0 1 11 23 9.00 3.000																					

New York Mets @ Philadelphia Phillies
Veterans Stadium, Philadelphia, PA

Sat Sep 08 1990, 7:05 PM EDT
Att. 37,489 - Unknown - 72 F

AB	37
R	12
H	12
RBI	12
BB	12
SO	9
LOB	24



Batter	1	2	3	4	5	6	7	8	9	AB R H RBI BB SO LOB
Lenny Dykstra, L (1, 8) OBP: 0.432, SLG: 0.457 Chuck Malone, R (9, 1)	2-2 L9	1-1 F8			2-3 K			0-0 L7		4 0 0 0 0 1 2 0 0 0 0 0 0 0
Rod Booker, L (1, 6) OBP: 0.333, SLG: 0.330	4-1 HR		2-3 K		1-0 L7			0-0 G3-6-1		3 1 0 0 0 1 2
Von Hayes, L (1, 7) OBP: 0.374, SLG: 0.423	0-0 HR		1-1 CS		2-1 P5			3-2 F8		4 1 2 2 0 0 0
Dale Murphy, R (1, 9) OBP: 0.307, SLG: 0.403	1-0 2B		2-3 K		1-0 G1-3			1-0 G5-3		4 0 1 0 0 1 1
Darren Daulton, L (1, 2) OBP: 0.360, SLG: 0.414	0-0 2B		1-0 P6		1-3 K			1-1 P3		4 0 1 0 0 1 0
Charlie Hayes, R (1, 5) OBP: 0.299, SLG: 0.357	2-3 K		1-3 K		1-2 G6-3					3 0 0 0 0 2 2
Ricky Jordan, R (1, 3) OBP: 0.276, SLG: 0.349	0-0 G5-3		1-2 G5-3		3-1 F8			1-3 K		3 0 0 0 0 0 2
Mickey Morandini, L (1, 4) OBP: 0.286, SLG: 0.167		0-3 K		1-1 S			1-3 K			3 0 1 0 0 2 0
Bruce Ruffin, S Dennis Cook, L Dave Hollins, S Tommy Greenie, R Chuck McLeroy, L Darrel Aberfelds, R Joe Boever, R Louie Meadows, L		2-3 K		3-3 K			4-1 BB			1 0 0 0 0 0 1 0 0 0 0 0 0 0 0 0 1 0 0 0 0 0 1 1 0 1 0 0 0

BOTTOM

New York Mets @ Philadelphia Phillies
Veterans Stadium, Philadelphia, PA

Sat Sep 08 1990, 7:05 PM EDT
Att: 37,489 - Unknown - 72 F

AB	30
R	2
H	5
RBI	2
BB	2
SO	10
LOB	10



Inning Stats	R: 2 E: 0 K: 1 S: 13	H: 3 LOB: 2 BB: 1 P: 22	R: 0 E: 0 K: 2 S: 8	H: 0 LOB: 0 BB: 0 P: 11	R: 0 E: 0 K: 2 S: 8	H: 1 LOB: 1 BB: 0 P: 13	R: 0 E: 0 K: 1 S: 8	H: 0 LOB: 0 BB: 0 P: 11	R: 0 E: 0 K: 2 S: 10	H: 1 LOB: 1 BB: 0 P: 17	R: 0 E: 0 K: 1 S: 6	H: 0 LOB: 0 BB: 0 P: 10	R: 0 E: 0 K: 1 S: 8	H: 0 LOB: 0 BB: 0 P: 13	R: 0 E: 0 K: 0 S: 3	H: 0 LOB: 0 BB: 1 P: 7	R: 0 E: 0 K: 0 S: 6	H: 0 LOB: 0 BB: 0 P: 11	1B: 3 2B: 2 3B: 0 HR: 1	SF: 0 SAC: 0 DP: 2 HBP: 0	WP: 0 PB: 0 SB: 1 CS: 1	PA: 32
---------------------	-------------------------------	----------------------------------	------------------------------	----------------------------------	------------------------------	----------------------------------	------------------------------	----------------------------------	-------------------------------	----------------------------------	------------------------------	----------------------------------	------------------------------	----------------------------------	------------------------------	---------------------------------	------------------------------	----------------------------------	----------------------------------	------------------------------------	----------------------------------	--------

PITCHER Dwight Gooden, R (1, 1) ERA: 3.87	IP 9.0	WLS W	BF 32	H 5	R 2	ER 2	SO 10	BB 2	IBB 0	HBP 0	BLK 0	WP 0	HR 1	S 70	P 115	ERA 2.00	WHIP 0.778	PITCHER	IP 9.0	WLS W	BF 32	H 5	R 2	ER 2	SO 10	BB 2	IBB 0	HBP 0	BLK 0	WP 0	HR 1	S 70	P 115	ERA 2.00	WHIP 0.778	ERA 2.00	WHIP 0.778
--	-----------	----------	----------	--------	--------	---------	----------	---------	----------	----------	----------	---------	---------	---------	----------	-------------	---------------	----------------	-----------	----------	----------	--------	--------	---------	----------	---------	----------	----------	----------	---------	---------	---------	----------	-------------	---------------	-------------	---------------

New York Mets @ Philadelphia Phillies
Veterans Stadium, Philadelphia, PA

Sun Sep 09 1990, 3:33 AM EDT
 Att. 36,502 - Cloudy - 78 F

livebaseballscorecards.com



AB	31
R	2
H	5
RBI	2
BB	0
SO	5
LOB	7

WP:	0	PA:	31
PB:	0		
SB:	0		
CS:	0		

Batter	1	2	3	4	5	6	7	8	9	AB	R	H	RBI	BB	SO	LOB
Gregg Jefferies, S (1, 5) OBP: 0.342, SLG: 0.453	F7		F7			G4-3		F7		4	0	0	0	0	0	1
Keith Miller, R (1, 8) OBP: 0.335, SLG: 0.328 Daryl Boston, L (9, PH) OBP: 0.322, SLG: 0.421	G5-3			G4-3			HR		F7	3	1	1	0	0	0	0
Dave Magadan, L (1, 3) OBP: 0.423, SLG: 0.456	G3-1			K					G4-3	4	1	1	2	0	1	0
Kevin McReynolds, R (1, 7) OBP: 0.352, SLG: 0.443		F8		L4				L8		4	0	0	0	0	0	0
Darryl Strawberry, L (1, 9) OBP: 0.371, SLG: 0.514		L3			G5-4-3					3	0	2	0	0	0	0
Tim Teufel, R (1, 4) OBP: 0.311, SLG: 0.482		G1-3				F8		F7		3	0	0	0	0	0	2
Howard Johnson, S (1, 6) OBP: 0.312, SLG: 0.434						G5-4-3		K		3	0	1	0	0	1	2
Charlie O'Brien, R (1, 2) OBP: 0.260, SLG: 0.267 Keith Hughes, L (8, PH) Ron Darling, R (8, 1) OBP: 0.226, SLG: 0.143			P2				K			2	0	0	0	0	1	1
Sid Fernandez, L (1, 1) OBP: 0.192, SLG: 0.212 Alejandro Pena, R (7, 1) Tom O'Malley, L (8, PH) Todd Hundley, S (8, 2) OBP: 0.254, SLG: 0.276			G6-3							1	0	0	0	0	1	0
										0	0	0	0	0	0	0
										1	0	0	0	0	1	0
										0	0	0	0	0	0	0

Batter	1	2	3	4	5	6	7	8	9
Gregg Jefferies, S (1, 5) OBP: 0.342, SLG: 0.453	F7		F7			G4-3		F7	
Keith Miller, R (1, 8) OBP: 0.335, SLG: 0.328 Daryl Boston, L (9, PH) OBP: 0.322, SLG: 0.421	G5-3			G4-3			HR		F7
Dave Magadan, L (1, 3) OBP: 0.423, SLG: 0.456	G3-1			K					G4-3
Kevin McReynolds, R (1, 7) OBP: 0.352, SLG: 0.443		F8		L4				L8	
Darryl Strawberry, L (1, 9) OBP: 0.371, SLG: 0.514		L3			G5-4-3				
Tim Teufel, R (1, 4) OBP: 0.311, SLG: 0.482		G1-3				F8		F7	
Howard Johnson, S (1, 6) OBP: 0.312, SLG: 0.434						G5-4-3		K	
Charlie O'Brien, R (1, 2) OBP: 0.260, SLG: 0.267 Keith Hughes, L (8, PH) Ron Darling, R (8, 1) OBP: 0.226, SLG: 0.143			P2				K		
Sid Fernandez, L (1, 1) OBP: 0.192, SLG: 0.212 Alejandro Pena, R (7, 1) Tom O'Malley, L (8, PH) Todd Hundley, S (8, 2) OBP: 0.254, SLG: 0.276			G6-3						

PITCHER	IP	WLS	BF	H	R	ER	SO	BB	IBB	HBP	BLK	WP	HR	S	P	ERA	WHIP
Pat Combs, L (1, 1) ERA: 4.34	7.0	W	25	5	2	2	3	0	0	0	0	0	1	57	89	2.57	0.714
Joe Boever, R (8, 1) ERA: 3.68	2.0	S	6	0	0	0	2	0	0	0	0	0	0	18	33	0.00	0.000

PITCHER	IP	WLS	BF	H	R	ER	SO	BB	IBB	HBP	BLK	WP	HR	S	P	ERA	WHIP

Inning Stats	R: 0	H: 0	E: 0	K: 0	S: 6	P: 9	R: 0	H: 0	E: 0	K: 0	S: 4	P: 7	R: 0	H: 1	E: 0	K: 0	S: 12	P: 17	R: 0	H: 0	E: 0	K: 1	S: 6	P: 9	R: 0	H: 1	E: 0	K: 0	S: 5	P: 6	R: 0	H: 0	E: 0	K: 1	S: 12	P: 19	R: 2	H: 3	E: 0	K: 1	S: 12	P: 22	R: 0	H: 0	E: 0	K: 2	S: 8	P: 14	R: 0	H: 0	E: 0	K: 0	S: 10	P: 19	1B: 3	SF: 0	2B: 1	SAC: 0	3B: 0	DP: 1	HR: 1	HBP: 0	WP: 0	PA: 31
--------------	------	------	------	------	------	------	------	------	------	------	------	------	------	------	------	------	-------	-------	------	------	------	------	------	------	------	------	------	------	------	------	------	------	------	------	-------	-------	------	------	------	------	-------	-------	------	------	------	------	------	-------	------	------	------	------	-------	-------	-------	-------	-------	--------	-------	-------	-------	--------	-------	--------

Batter	1	2	3	4	5	6	7	8	9
Lenny Dykstra, L OBP: 0.433, SLG: 0.456 (1, 8)	4-1 BB BB		0-0 F7			1-0 G6-4-3 1B	1-2 L8	4-0 FC6 BB	
Dickie Thon, R OBP: 0.310, SLG: 0.349 (1, 6)	2-0 F9			4-2 2B BB		0-2 G6-4-3 1-2f	1-1 1B 2B	2-2 FC6 1-2f	
Randy Ready, R OBP: 0.332, SLG: 0.319 Darren Daulton, L OBP: 0.362, SLG: 0.415 (1, 4) (7, PH) (8, 2)	4-2 BB			1-0 P4		1-2 1B 1B	1-1 1B 1B		
Dale Murphy, R OBP: 0.308, SLG: 0.404 (1, 9)	1-1 G4-6-3 1-2f			1-3 K		3-0 1B 1B	2-1 1B 1B		
Ricky Jordan, R OBP: 0.276, SLG: 0.353 John Kruk, L OBP: 0.383, SLG: 0.394 (1, 3) (7, PH) (8, 3)		3-2 F9		1-2 2B		2-2 F8	0-1 1B		
Charlie Hayes, R OBP: 0.299, SLG: 0.362 (1, 5)		3-3 K		1-3 K			1-2 F8	2-1 HR	
Wes Chamberlain, R OBP: 0.143, SLG: 0.143 Joe Boever, R (1, 7) (8, 1)		1-3 K		3-3 K			0-0 1B 1B	0-0 F9	
Tom Nieto, R OBP: 0.320, SLG: 0.190 Rod Booker, L OBP: 0.331, SLG: 0.327 (1, 2) (7, PR) (8, 4)			1-3 K	1-3 K			1-1 L8 2B 1B	2-0 G4-3	
Pat Combs, L OBP: 0.173, SLG: 0.163 Von Hayes, L OBP: 0.376, SLG: 0.425 (1, 1) (7, PH) (8, 7)			1-3 K	1-0 P5			1-2 2B 1B	4-2 BB BB	

AB	R	H	RBI	BB	SO	LOB
3	0	1	0	2	0	2
4	2	1	1	1	0	4
2	0	1	0	1	0	1
1	0	1	2	0	0	0
4	0	2	0	0	1	3
3	0	1	1	0	0	2
1	0	1	0	0	0	0
4	1	1	1	0	2	1
3	1	1	0	0	2	0
1	0	0	0	0	0	0
3	0	1	0	0	2	0
1	1	0	0	0	0	0
2	0	0	0	0	1	0
1	1	1	1	1	0	0

WP	HR	S	P	ERA	WHIP
0	0	0	0	0.00	1.650
0	0	0	0	0.00	9.000
0	1	12	26	9.00	3.000

1B	2B	3B	HR	SF	SAC	DP	HBP
9	2	0	1	0	2	2	0
0	0	0	0	0	0	0	0
1	0	0	0	0	0	0	0

WP	PA
0	38

New York Mets @ Philadelphia Phillies
Veterans Stadium, Philadelphia, PA
 Sun Sep 09 1990, 3:33 AM EDT
 Att: 36,502 - Cloudy - 78 F

livebaseballscorecards.com

AB	33
R	6
H	12
RBI	6
BB	5
SO	8
LOB	13



Inning Stats														
R	H	E	K	S	R	H	E	K	S	R	H	E	K	S
0	0	0	9	20	0	0	2	11	0	0	0	0	7	9
0	0	0	2	18	0	0	0	0	0	1	1	0	13	21
0	0	0	2	18	0	0	0	0	0	0	0	0	9	14
0	0	0	2	18	0	0	0	0	0	0	0	0	9	14
0	0	0	2	18	0	0	0	0	0	0	0	0	9	14
0	0	0	2	18	0	0	0	0	0	0	0	0	9	14
0	0	0	2	18	0	0	0	0	0	0	0	0	9	14
0	0	0	2	18	0	0	0	0	0	0	0	0	9	14
0	0	0	2	18	0	0	0	0	0	0	0	0	9	14
0	0	0	2	18	0	0	0	0	0	0	0	0	9	14

PITCHER														
IP	WLS	BF	H	R	ER	SO	BB	IBB	HBP	BLK	WP	HR	S	P
6.2	L	29	8	5	5	8	3	0	0	0	0	0	78	123
0.1		3	3	0	0	0	0	0	0	0	0	0	6	9
1.0		6	1	1	1	0	2	0	0	0	0	1	12	26

ERA	WHIP
3.42	1.650
3.56	9.000
4.47	3.000

Batter	1	2	3	4	5	6	7	8	9	AB R H RBI BB SO LOB	TOP																
Gary Redus, R (1, 3) <small>OBP: 0.351, SLG: 0.431</small> Wally Backman, S (9, PH) <small>OBP: 0.377, SLG: 0.396</small> Sid Bream, L (9, 3) <small>OBP: 0.361, SLG: 0.464</small>	1-2 HR		1-1 P3		0-2 F8 2B		1-2 G3 2B		4-2 1B SH1-4 SF7 BB	4 1 3 1 0 0 1 0 1 0 0 1 0 0 0 0 0 0 0 0 0	Pittsburgh Pirates @ Philadelphia Phillies Veterans Stadium, Philadelphia, PA Mon Sep 10 1990, 7:05 PM EDT Att. 18,970 - Unknown - 81 F																
Jay Bell, R (1, 6) <small>OBP: 0.319, SLG: 0.369</small>	1-2 G5-3		1-1 G5-3		2-2 F8		0-0 B2	1-2 SH1-4	4 0 0 0 0 0 3																		
Jeff King, R (1, 5) <small>OBP: 0.278, SLG: 0.423</small>	2-2 F9		3-2 F9		0-2 F8		2-2 G3	3-2 1B	5 0 1 0 0 0 3																		
Bobby Bonilla, S (1, 9) <small>OBP: 0.331, SLG: 0.543</small>	1-1 1B			1-0 P5		0-0 G6-3	2-2 FC4-6 HBP	0-2 SF7	3 0 1 1 0 0 0																		
Barry Bonds, L (1, 7) <small>OBP: 0.406, SLG: 0.559</small>	2-1 F8			2-2 F8		0-0 HR	1-1 FC4-6	1-0 F8	5 1 1 1 0 0 4																		
R.J. Reynolds, S (1, 8)		4-1 G4-6-3 BB		4-1 1B BB		0-2 F9	2-2 F9		2 0 0 0 2 0 0																		
Don Slaught, R (1, 2) <small>OBP: 0.381, SLG: 0.467</small> Andy Van Slyke, L (8, PH) <small>OBP: 0.364, SLG: 0.448</small> Dann Bilardello, R (8, 2) <small>OBP: 0.114, SLG: 0.031</small> Michael LaValliere, L (9, 2) <small>OBP: 0.374, SLG: 0.355</small>		0-0 F9		1-0 1B		1-0 2B	2-3 K		3 0 2 0 0 0 1 1 0 0 0 0 1 0 0 0 0 0 0 0 0 0 0 0 0 0 0 0																		
Jose Lind, R (1, 4) <small>OBP: 0.307, SLG: 0.347</small>		2-2 G4-6-3		1-0 F9		4-0 IBB	1-2 1B		3 0 1 0 1 0 3																		
Zane Smith, L (1, 1) <small>OBP: 0.190, SLG: 0.276</small> Steve Carter, L (8, PH) Bill Landrum, R (8, 1) Jerry Reuss, L (8, 1) Stan Belinda, R (8, 1)			0-1 G5-3 1B		0-1 G4-3	0-0 L8	0-3 K		3 0 1 0 0 0 2 1 0 0 0 0 1 1 0																		
Inning Stats	R: 1 H: 2 E: 0 LOB: 1 K: 0 BB: 0 S: 13 P: 20	R: 0 H: 0 E: 0 LOB: 0 K: 0 BB: 1 S: 5 P: 11	R: 0 H: 1 E: 0 LOB: 1 K: 0 BB: 0 S: 10 P: 15	R: 0 H: 1 E: 0 LOB: 2 K: 0 BB: 1 S: 7 P: 16	R: 0 H: 1 E: 0 LOB: 1 K: 0 BB: 0 S: 13 P: 15	R: 1 H: 2 E: 0 LOB: 2 K: 0 BB: 1 S: 7 P: 12	R: 0 H: 1 E: 0 LOB: 2 K: 0 BB: 0 S: 11 P: 17	R: 0 H: 1 E: 0 LOB: 1 K: 2 BB: 0 S: 14 P: 19	R: 1 H: 1 E: 0 LOB: 1 K: 0 BB: 1 S: 13 P: 22	1B: 5 SF: 1 2B: 3 SAC: 1 3B: 0 DP: 1 HR: 2 HBP: 1		WP: 0 PA: 41 PB: 0 SB: 0 CS: 0															
PITCHER	IP WLS BF H R ER SO BB IBB HBP BLK WP HR S P ERA WHIP											IP WLS BF H R ER SO BB IBB HBP BLK WP HR S P ERA WHIP															
Terry Mulholland, L (1, 1) <small>ERA: 3.57</small>	7.0	32	8	2	2	0	2	2	1	1	0	0	2	66	106	2.57	1.429										
Joe Boever, R (8, 1) <small>ERA: 3.75</small>	1.0	L	5	1	1	1	2	1	0	0	0	0	0	17	26	9.00	2.000										
Roger McDowell, R (9, 1) <small>ERA: 3.89</small>	1.0		4	1	0	0	0	0	0	0	0	0	0	10	15	0.00	1.000										

livebaseballscorecards.com

AB	34
R	3
H	10
RBI	3
BB	4
SO	2
LOB	18



Batter	1	2	3	4	5	6	7	8	9	AB	R	H	RBI	BB	SO	LOB
Lenny Dykstra, L OBP: 0.430, SLG: 0.452 (1, 8)	0-1 G6-3		3-1 F7		0-0 G6-3		1-1 FC6-4		0-0 F9	5	0	0	0	0	0	1
Randy Ready, R OBP: 0.332, SLG: 0.319 (1, 4)	0-1 G5-3		2-2 P6		2-2 G6-3 1B			3-2 G4-3		3	0	1	0	0	0	0
Louie Meadows, L OBP: 0.263, SLG: 0.125 (8, PH)										1	0	0	0	0	0	0
Mickey Morandini, L OBP: 0.286, SLG: 0.167 (9, 4)										0	0	0	0	0	0	0
Von Hayes, L OBP: 0.377, SLG: 0.424 (1, 7)	4-2 1B BB		0-1 G4-3		0-1 G6-3 1-2f			0-0 WP BB FC1-2 1B		3	0	1	0	1	0	1
Dale Murphy, R OBP: 0.312, SLG: 0.405 (1, 9)	2-1 1-2 1B			2-0 G5-4-3 1B		1-3 K		4-1 FC1-2 WP 1-2 BB		3	0	2	0	1	1	0
Ricky Jordan, R OBP: 0.274, SLG: 0.349 (1, 3)	0-2 F9			0-0 G5-4-3 1-2f		0-0 F9		4-2 FC1-2 BB 1-2 2-3		3	0	0	0	0	0	3
John Kruk, L OBP: 0.385, SLG: 0.394 (8, PH) (9, 3)										0	0	0	0	1	0	0
Charlie Hayes, R OBP: 0.299, SLG: 0.362 (1, 5)		1-0 G4-3		3-2 2B 1B		2-3 K		1-2 FC1-2		3	1	1	0	0	1	0
Rod Booker, L OBP: 0.328, SLG: 0.324 (8, PH) (9, 5)										1	0	0	0	0	0	3
Darren Daulton, L OBP: 0.361, SLG: 0.416 (1, 2)		0-3 K		0-0 1-H 2B				2-1 G3		4	0	1	1	0	1	3
Dickie Thon, R OBP: 0.311, SLG: 0.355 (1, 6)		0-1 HR		4-0 IBB				0-0 G4-3		3	1	1	1	1	1	0
Terry Mulholland, R OBP: 0.118, SLG: 0.120 (1, 1)		2-3 K		0-3 K				1-1 E5 FC6-4		2	0	0	0	0	2	2
Wes Chamberlain, R OBP: 0.125, SLG: 0.125 (7, PH)										1	0	0	0	0	0	0
Joe Boever, R (8, 1)										0	0	0	0	0	0	0
Roger McDowell, R (9, 1)										0	0	0	0	0	0	0
Dave Hollins, S OBP: 0.280, SLG: 0.349 (9, 5)										1	0	0	0	0	0	0

Inning Stats	R: 0	H: 1	E: 0	LOB: 2	K: 0	S: 11	R: 1	H: 1	E: 0	LOB: 0	K: 2	S: 9	R: 0	H: 3	E: 0	LOB: 2	K: 1	S: 9	R: 0	H: 1	E: 0	LOB: 0	K: 0	S: 7	R: 0	H: 0	E: 1	LOB: 1	K: 0	S: 6	R: 0	H: 1	E: 0	LOB: 3	K: 0	S: 15	R: 0	H: 0	E: 0	LOB: 0	K: 1	S: 7	R: 0	H: 0	E: 0	LOB: 0	K: 0	S: 7	1B: 5	SF: 0	2B: 1	SAC: 0	3B: 0	DP: 2	HR: 1	HBP: 0
--------------	------	------	------	--------	------	-------	------	------	------	--------	------	------	------	------	------	--------	------	------	------	------	------	--------	------	------	------	------	------	--------	------	------	------	------	------	--------	------	-------	------	------	------	--------	------	------	------	------	------	--------	------	------	-------	-------	-------	--------	-------	-------	-------	--------

PITCHER	IP	WLS	BF	H	R	ER	SO	BB	IBB	HBP	BLK	WP	HR	S	P	ERA	WHIP
Zane Smith, L ERA: 2.91 (1, 1)	7.0		28	6	2	2	5	1	1	0	0	0	1	56	88	2.57	1.000
Bill Landrum, R ERA: 2.37 (8, 1)	0.1		3	1	0	0	0	1	0	0	0	0	0	5	12	0.00	6.000
Jerry Reuss, L ERA: (8, 1)	0.0		1	0	0	0	0	1	0	0	0	1	0	5	9	∞	∞
Stan Belinda, R ERA: 3.91 (8, 1)	1.2	W	5	0	0	0	1	0	0	0	0	0	0	12	16	0.00	0.000

BOTTOM

Pittsburgh Pirates @ Philadelphia Phillies
Veterans Stadium, Philadelphia, PA
 Mon Sep 10 1990, 7:05 PM EDT
 Att: 18,970 - Unknown - 81 F

livebaseballscorecards.com

AB	33
R	2
H	7
RBI	2
BB	4
SO	6
LOB	13



Batter	1	2	3	4	5	6	7	8	9	AB R H RBI BB SO LOB	TOP
Wally Backman, S (1, 4) OBP: 0.376, SLG: 0.402 Lloyd McClendon, R (7, PH) OBP: 0.258, SLG: 0.248 Rafael Belliard, R (7, 4) OBP: 0.308, SLG: 0.283 Mark Ryal, L (9, PH) OBP: 0.100, SLG: 0.100 Ted Power, R (9, 1) OBP: 0.125, SLG: 0.250										3 1 1 1 0 2 0 1 1 1 2 0 0 0 0 0 0 0 0 0 0 1 0 0 0 0 0 3 0 0 0 0 0 0 0	Pittsburgh Pirates @ Philadelphia Phillies Veterans Stadium, Philadelphia, PA Tue Sep 11 1990, 7:05 PM EDT Att. 20,289 - Unknown - 80 F
Jay Bell, R (1, 6) OBP: 0.317, SLG: 0.365										5 0 0 1 0 2 4	
Andy Van Slyke, L (1, 8) OBP: 0.363, SLG: 0.444										4 0 0 0 1 1 2	
Bobby Bonilla, S (1, 9) OBP: 0.332, SLG: 0.543										4 0 2 1 0 0 0	
Barry Bonds, L (1, 7) OBP: 0.407, SLG: 0.560										3 0 1 0 1 0 2	
Sid Bream, L (1, 3) OBP: 0.360, SLG: 0.467										4 0 1 0 0 0 3	
Michael LaValliere, L (1, 2) OBP: 0.373, SLG: 0.359 John Cangelosi, S (7, PR) OBP: 0.294, SLG: 0.205 Dann Bilardello, R (7, 2) OBP: 0.139, SLG: 0.031										3 0 1 0 0 0 2 0 1 0 0 0 0 0 0 0 0 0 1 0 0	
Jeff King, R (1, 5) OBP: 0.280, SLG: 0.421										2 1 0 0 2 0 1	
Randy Tomlin, L (1, 1) OBP: 0.050, SLG: 0.100 R.J. Reynolds, S (7, PH) OBP: 0.366, SLG: 0.363 Neal Heaton, L (7, 1) OBP: 0.128, SLG: 0.047 Jose Lind, R (9, PH) OBP: 0.307, SLG: 0.347										2 1 1 0 0 0 2 1 0 0 0 0 0 2 0 0 0 0 0 0 0 0 0 0 0 0 0 0	
Inning Stats	R: 0 H: 0 E: 0 LOB: 0 K: 2 BB: 0 S: 9 P: 16	R: 0 H: 1 E: 0 LOB: 1 K: 0 BB: 1 S: 11 P: 19	R: 2 H: 3 E: 0 LOB: 2 K: 0 BB: 1 S: 14 P: 21	R: 0 H: 1 E: 0 LOB: 1 K: 0 BB: 1 S: 6 P: 12	R: 0 H: 0 E: 0 LOB: 0 K: 3 BB: 0 S: 9 P: 13	R: 0 H: 0 E: 0 LOB: 0 K: 0 BB: 0 S: 3 P: 5	R: 2 H: 2 E: 0 LOB: 1 K: 0 BB: 0 S: 15 P: 24	R: 0 H: 1 E: 0 LOB: 1 K: 0 BB: 0 S: 7 P: 11	R: 1 H: 0 E: 1 LOB: 2 K: 0 BB: 2 S: 14 P: 25	1B: 2 SF: 0 2B: 3 SAC: 1 3B: 2 DP: 2 HR: 1 HBP: 0	
PITCHER Jason Grimsley, R (1, 1) ERA: 4.46 Dennis Cook, L (3, 1) ERA: 3.56 Don Carman, L (8, 1) ERA: 4.22 Chuck Malone, R (9, 1) ERA: 3.86 Tommy Greene, R (9, 1) ERA: 6.61	IP WLS BF H R ER SO BB IBB HBP BLK WP HR S P ERA WHIP 2.2 L 13 4 2 2 2 2 2 0 0 0 0 0 28 49 6.75 2.250	PITCHER Joe Boever, R (9, 1) ERA: 3.72 Chuck McElroy, L (9, 1) ERA: 7.0	IP WLS BF H R ER SO BB IBB HBP BLK WP HR S P ERA WHIP 0.2 2 0 0 0 0 0 0 0 0 0 0 0 39 61 4.15 0.692 0.1 1 0 0 0 0 0 0 0 0 0 0 0 5 13 ∞ ∞								

AB	33
R	5
H	8
RBI	5
BB	5
SO	5
LOB	21



Batter	1	2	3	4	5	6	7	8	9	AB	R	H	RBI	BB	SO	LOB
Lenny Dykstra, L OBP: 0.428, SLG: 0.451 (1, 8)	F9		P2		G3			G6-3 1B		4	0	1	0	0	0	1
Randy Ready, R OBP: 0.326, SLG: 0.312 Chuck McElroy, L (9, 1)	G5-3		G5-3			F7		G6-3		4	0	0	0	0	0	2
Von Hayes, L OBP: 0.376, SLG: 0.421 (1, 7)	BB		F9			K		L8		3	0	0	0	1	1	2
Dale Murphy, R OBP: 0.311, SLG: 0.404 (1, 9)	L8			L5		1B		F8		4	0	1	0	0	0	1
John Kruk, L OBP: 0.384, SLG: 0.400 (1, 3)		HR		G1-3		K		F7		4	1	1	1	0	1	1
Charlie Hayes, R OBP: 0.303, SLG: 0.365 (1, 5)		FC5-4 1B		FC6 1B			G6-4-3 1B	K		4	0	3	0	0	1	0
Dickie Thon, R OBP: 0.309, SLG: 0.353 (1, 6)		FC5-4 G6-3		FC6			G6-4-3			3	0	0	0	0	0	3
Tom Nieto, R OBP: 0.286, SLG: 0.167 (1, 2)	G6-3				F7		G5-3			3	0	0	0	0	0	1
Jason Grimsley, R OBP: 0.203, SLG: 0.111 Dennis Cook, L OBP: 0.310, SLG: 0.381 Don Garman, L OBP: 0.333, SLG: 0.333 Sil Camposano, R OBP: 0.279, SLG: 0.295 Chuck Malone, R Tommy Greene, R Joe Boever, R Rod Booker, L OBP: 0.328, SLG: 0.324			G5-3 1B		G6-3			F8		0	0	0	0	0	0	0

BOTTOM

Pittsburgh Pirates @ Philadelphia Phillies
Veterans Stadium, Philadelphia, PA

Tue Sep 11 1990, 7:05 PM EDT
Att: 20,289 - Unknown - 80 F

livebaseballscorecards.com

AB	32
R	1
H	7
RBI	1
BB	1
SO	3
LOB	11



Inning Stats	R: 0	H: 0	E: 0	K: 0	S: 9	R: 1	H: 2	E: 0	K: 0	S: 10	R: 0	H: 1	E: 0	K: 0	S: 8	R: 0	H: 0	E: 0	K: 2	S: 4	R: 0	H: 1	E: 0	K: 0	S: 6	R: 0	H: 1	E: 0	K: 0	S: 11	R: 0	H: 0	E: 0	K: 1	S: 8	1B: 6	SF: 0	2B: 0	3B: 0	HR: 1	SAC: 0	DP: 2	HBP: 0	WP: 0	PA: 33	PB: 0	SB: 0	CS: 0
--------------	------	------	------	------	------	------	------	------	------	-------	------	------	------	------	------	------	------	------	------	------	------	------	------	------	------	------	------	------	------	-------	------	------	------	------	------	-------	-------	-------	-------	-------	--------	-------	--------	-------	--------	-------	-------	-------

PITCHER	IP	WLS	BF	H	R	ER	SO	BB	IBB	HBP	BLK	WP	HR	S	P	ERA	WHIP
Randy Tomlin, L ERA: 2.13	(1, 1)	6.0	23	5	1	1	2	1	0	0	0	0	1	54	84	1.50	1.000
Neal Heaton, L ERA: 3.34	(7, 1)	2.0	7	2	0	0	0	0	0	0	0	0	0	17	26	0.00	1.000
Ted Power, R ERA: 3.1	(9, 1)	1.0	3	0	0	0	1	0	0	0	0	0	0	8	11	0.00	0.000

Batter	1	2	3	4	5	6	7	8	9	AB R H RBI BB SO LOB	TOP		
Lenny Dykstra, L (1, 8) OBP: 0.428, SLG: 0.450 Tom Nieto, R (5, 2) OBP: 0.267, SLG: 0.154	2-2 G4-3		0-3 K		0-0 BB 1B 1-2 1B		0-2 G6-4-3 1-2f		2-3 K	3 0 1 0 0 1 0 2 0 0 0 0 1 1			
Darren Daulton, L (1, 2) OBP: 0.363, SLG: 0.418 Chuck Malone, R (5, 1) Wes Chamberlain, R (7, PH) OBP: 0.111, SLG: 0.111 Chuck McElroy, L (7, 1)	1-3 K		1-0 1B		0-1 BB 1-2 2-H 1B		2-2 L5			3 0 2 1 0 1 0 0 0 0 0 0 0 0 1 0 0 0 0 0 0 0 0 0 0 0 0 0			
Von Hayes, L (1, 7) OBP: 0.378, SLG: 0.422 Sil Campusano, R (8, PH) OBP: 0.275, SLG: 0.290	0-1 1B 1B		2-3 K		4-1 BB 1-2 2-3 BB			2-0 F8		2 0 1 0 1 1 1 1 0 0 0 0 0 0			
John Kruk, L (1, 9) OBP: 0.385, SLG: 0.401	1 SAFE 0-0 1-2 1B			1-0 G3	1-2 F7			2-2 HR 1B		4 1 2 0 0 0 3			
Ricky Jordan, R (1, 3) OBP: 0.273, SLG: 0.358	1-2 G6-3			2-2 G4-3		0-0 P3		0-1 HR 1-H		4 1 1 2 0 0 2			
Dickie Thon, R (1, 6) OBP: 0.309, SLG: 0.354			0-3 K		0-0 P2		3-2 G4-3 2B	3-2 G6-3		4 0 1 0 0 1 0			
Charlie Hayes, R (1, 5) OBP: 0.301, SLG: 0.363 Dave Hollins, S (6, 5)			1-0 F9		1-0 G4-3	1-1 G4-3		1-2 F7		3 0 0 0 0 0 1 1 0 0 0 0 0 0			
Mickey Morandini, L (1, 4) OBP: 0.281, SLG: 0.179			1-0 G5-3		2-1 1B 1B	0-0 G1			0-3 K	4 1 1 0 0 1 1			
Jose De Jesus, R (1, 1) OBP: 0.176, SLG: 0.100 Don Carman, L (1, 1) OBP: 0.300, SLG: 0.300 Louie Meadows, L (5, PH) OBP: 0.273, SLG: 0.158			0-0 G4-3		3-1 F8		1-0 G6-4-3 1B		2-2 F9	0 0 0 0 0 0 0 1 0 0 0 0 0 0 3 0 1 0 0 0 1			
Inning Stats	R: 0 H: 2 E: 0 LOB: 2 K: 1 BB: 0 S: 12 P: 16	R: 0 H: 0 E: 0 LOB: 0 K: 1 BB: 0 S: 6 P: 8	R: 0 H: 1 E: 0 LOB: 1 K: 2 BB: 0 S: 8 P: 11	R: 0 H: 0 E: 0 LOB: 0 K: 0 BB: 0 S: 7 P: 10	R: 1 H: 3 E: 0 LOB: 3 K: 0 BB: 1 S: 14 P: 25	R: 0 H: 1 E: 0 LOB: 1 K: 0 BB: 0 S: 7 P: 11	R: 0 H: 1 E: 0 LOB: 0 K: 0 BB: 0 S: 8 P: 11	R: 2 H: 2 E: 0 LOB: 0 K: 0 BB: 0 S: 12 P: 20	R: 0 H: 0 E: 0 LOB: 0 K: 2 BB: 0 S: 12 P: 16	1B: 8 SF: 0 2B: 1 SAC: 0 3B: 0 DP: 1 HR: 1 HBP: 0	WP: 0 PA: 37 PB: 0 SB: 0 CS: 0		
PITCHER	IP WLS BF H R ER SO BB IBB HBP BLK WP HR S P ERA WHIP											PITCHER	IP WLS BF H R ER SO BB IBB HBP BLK WP HR S P ERA WHIP
Greg Maddux, R (1, 1) ERA: 3.41	7.0 W 29 8 1 1 4 1 0 0 0 0 0 0 62 92 1.29 1.286												
Paul Assenmacher, L (8, 1) ERA: 3.13	1.0 5 2 2 2 0 0 0 0 0 0 0 1 12 20 18.00 2.000												
Les Lancaster, R (9, 1) ERA: 5.03	1.0 3 0 0 0 0 2 0 0 0 0 0 0 12 16 0.00 0.000												

Philadelphia Phillies @ Chicago Cubs
Wrigley Field, Chicago, IL
Wed Sep 12 1990, 3:33 AM CDT
Att. 16,258 - Overcast - 82 F

livebaseballscorecards.com

AB	36
R	3
H	10
RBI	3
BB	1
SO	6
LOB	10



Batter	1	2	3	4	5	6	7	8	9
Jerome Walton, R OBP: 0.360, SLG: 0.331 (1, 8)									
23 Ryne Sandberg, R Curtis Wilkerson, S OBP: 0.352, SLG: 0.548 OBP: 0.237, SLG: 0.250 (1, 4) (6, PR) (7, 4)									
Mark Grace, L OBP: 0.369, SLG: 0.408 (1, 3)									
Andre Dawson, R Doug Dascenzo, S OBP: 0.356, SLG: 0.530 OBP: 0.311, SLG: 0.358 (1, 9) (7, 9)									
Derrick May, L OBP: 0.333, SLG: 0.300 (1, 7)									
Luis Salazar, R OBP: 0.313, SLG: 0.423 (1, 5)									
Damon Berryhill, S OBP: 0.130, SLG: 0.143 (1, 2)									
Greg Smith, S OBP: 0.250, SLG: 0.222 (1, 6)									
Greg Maddux, R Domingo Ramos, R Paul Assenmacher, L Les Lancaster, R OBP: 0.160, SLG: 0.137 OBP: 0.331, SLG: 0.308 OBP: 0.158, SLG: 0.059 (1, 1) (7, PH) (8, 1) (9, 1)									


Inning Stats	R: 6	H: 4	E: 1	LOB: 3	K: 0	BB: 5	S: 27	P: 55	R: 0	H: 1	E: 0	LOB: 0	K: 0	BB: 0	S: 6	P: 8	R: 0	H: 0	E: 0	LOB: 0	K: 1	BB: 0	S: 5	P: 9	R: 3	H: 2	E: 0	LOB: 1	K: 0	BB: 2	S: 13	P: 28	R: 0	H: 0	E: 0	LOB: 0	K: 0	BB: 0	S: 9	P: 16	R: 0	H: 1	E: 0	LOB: 1	K: 1	BB: 0	S: 10	P: 18	R: 0	H: 2	E: 0	LOB: 2	K: 1	BB: 0	S: 11	P: 16	R: 0	H: 0	E: 0	LOB: 0	K: 0	BB: 0	S: 8	P: 12
--------------	------	------	------	--------	------	-------	-------	-------	------	------	------	--------	------	-------	------	------	------	------	------	--------	------	-------	------	------	------	------	------	--------	------	-------	-------	-------	------	------	------	--------	------	-------	------	-------	------	------	------	--------	------	-------	-------	-------	------	------	------	--------	------	-------	-------	-------	------	------	------	--------	------	-------	------	-------

PITCHER	IP	WLS	BF	H	R	ER	SO	BB	IBB	HBP	BLK	WP	HR	S	P	ERA	WHIP
Jose De Jesus, R ERA: 3.53 (1, 1)	0.2	L	9	4	6	5	0	4	0	0	0	0	0	20	41	67.50	12.000
Don Carman, L ERA: 4.37 (1, 1)	3.1		16	3	3	3	1	3	0	0	0	0	2	31	59	8.10	1.800
Chuck Malone, R ERA: 2.08 (5, 1)	2.0		7	1	0	0	1	0	0	0	0	0	0	19	34	0.00	0.500
Chuck McElroy, L ERA: 5.73 (7, 1)	2.0		8	2	0	0	1	0	0	0	0	0	0	19	28	0.00	1.000

BOTTOM

Philadelphia Phillies @ Chicago Cubs
Wrigley Field, Chicago, IL
 Wed Sep 12 1990, 3:33 AM CDT
 Att. 16,258 - Overcast - 82 F

AB	33
R	9
H	10
RBI	8
BB	7
SO	3
LOB	15



WP	PA	ERA	WHIP
0	40		

Lenny Dykstra, L <small>OBP: 0.426, SLG: 0.448</small>	3-2 		1-0 		2-2 		0-0 		1-1 	5 0 1 1 0 0 2	
Darren Daulton, L <small>OBP: 0.363, SLG: 0.420</small>	2-0 		2-2 		0-1 		2-3 		3-2 	5 0 2 2 0 1 2	
Von Hayes, L <small>OBP: 0.376, SLG: 0.420</small>	1-2 		3-2 		1-3 		0-1 		3-2 	4 0 1 1 0 1 2	
Dale Murphy, R <small>OBP: 0.312, SLG: 0.409</small>		1-0 		2-1 		0-0 		4-1 	2-0 	4 1 1 1 1 0 1	
John Kruk, L <small>OBP: 0.383, SLG: 0.399</small>		1-0 		0-0 		1-3 		3-3 		4 0 1 0 0 2 2	
Charlie Hayes, R <small>OBP: 0.301, SLG: 0.361</small>		3-2 		2-0 		4-1 		0-2 		3 0 0 0 1 0 1	
Dickie Thon, R <small>OBP: 0.310, SLG: 0.356</small>		2-1 		0-0 		1-2 		2-0 		4 1 2 0 0 0 2	
Mickey Morandini, L <small>OBP: 0.306, SLG: 0.281</small>		1-0 		1-0 		3-2 		1-0 		4 1 2 0 0 0 2	
Bruce Ruffin, S <small>OBP: 0.128, SLG: 0.068</small>		2-1 		4-2 		1-2 		1-2 		1 0 0 0 0 0 2 0 1 0 0 1 0 0 0 0 0 0 0 0 0 1 1 1 0 0 0 0 0 0 0 0 0 0 0 1 0 0 0 0 0 1 0 0 0 0 0 0 0	
Steve Ontiveros, R <small>OBP: 0.284, SLG: 0.345</small>											
Ricky Jordan, R <small>OBP: 0.276, SLG: 0.361</small>											
Joe Boever, R <small>OBP: 0.324, SLG: 0.311</small>											
Randy Ready, R <small>OBP: 0.324, SLG: 0.311</small>											
Roger McDowell, R <small>OBP: 0.324, SLG: 0.311</small>											
Inning Stats	R: 0 H: 1 E: 0 LOB: 0 K: 0 BB: 0 S: 8 P: 14	R: 1 H: 3 E: 0 LOB: 2 K: 0 BB: 0 S: 10 P: 20	R: 0 H: 0 E: 0 LOB: 0 K: 0 BB: 0 S: 9 P: 15	R: 0 H: 0 E: 0 LOB: 0 K: 0 BB: 0 S: 4 P: 8	R: 2 H: 2 E: 0 LOB: 1 K: 1 BB: 1 S: 12 P: 20	R: 0 H: 0 E: 0 LOB: 1 K: 1 BB: 1 S: 8 P: 14	R: 2 H: 3 E: 0 LOB: 2 K: 2 BB: 1 S: 21 P: 34	R: 0 H: 1 E: 0 LOB: 1 K: 0 BB: 0 S: 10 P: 14	R: 0 H: 1 E: 0 LOB: 1 K: 0 BB: 0 S: 10 P: 19	1B: 7 SF: 1 2B: 4 SAC: 0 3B: 0 DP: 1 HR: 1 HBP: 0	WP: 2 PA: 40 PB: 0 SB: 0 CS: 0

PITCHER	IP	WLS	BF	H	R	ER	SO	BB	IBB	HBP	BLK	WP	HR	S	P	ERA	WHIP
Rick Sutcliffe, R <small>ERA: 4.35</small>	4.2		20	6	3	3	0	1	0	0	0	1	1	40	73	5.79	1.500
Steve Wilson, L <small>ERA: 4.81</small>	1.1		8	3	2	2	2	1	0	0	0	0	0	23	34	13.50	3.000
Paul Assenmacher, L <small>ERA: 3.07</small>	2.0	W	8	1	0	0	2	1	0	0	0	1	0	19	32	0.00	1.000
Les Lancaster, R <small>ERA: 4.98</small>	1.0	S	4	1	0	0	0	0	0	0	0	0	0	10	19	0.00	1.000

Philadelphia Phillies @ Chicago Cubs
Wrigley Field, Chicago, IL
Thu Sep 13 1990, 3:33 AM CDT
Att. 15,495 - Cloudy - 80 F

AB	36
R	5
H	11
RBI	5
BB	3
SO	4
LOB	17



BOTTOM

Philadelphia Phillies @ Chicago Cubs
Wrigley Field, Chicago, IL
Thu Sep 13 1990, 3:33 AM CDT
Att. 15,495 - Cloudy - 80 F

livebaseballscorecards.com

AB 35
R 6
H 11
RBI 6
BB 3
SO 3
LOB 21



WP: 0 PA: 38
PB: 0
SB: 0
CS: 0

Batter	1	2	3	4	5	6	7	8	9	AB	R	H	RBI	BB	SO	LOB
Jerome Walton, R OBP: 0.360, SLG: 0.335	1-0 2B		0-1 P4	1-2 G6-3		3-2 1B		0-1 FC5		5	1	2	1	0	0	2
23 Ryne Sandberg, R OBP: 0.350, SLG: 0.547	3-2 G5-3		1-0 2B	2-1 F8		1-0 P2		0-1 G5-3		5	1	1	0	0	0	5
Mark Grace, L OBP: 0.374, SLG: 0.417	0-0 2B		2-0 1B E		3-2 G1-4-3 1B		1-0 1B			4	2	4	2	0	0	0
Andre Dawson, R OBP: 0.357, SLG: 0.532	0-1 2B		2-2 F8 E 1B		3-2 G1-4-3		2-1 P5			4	1	2	1	0	0	2
Luis Salazar, R OBP: 0.310, SLG: 0.418	2-1 L9		2-0 E6 1B		2-1 G5-3		2-3 K			4	0	0	1	0	1	3
Shawon Dunston, R OBP: 0.293, SLG: 0.444		0-1 L5	0-1 F8		1-1 P6		0-0 F7			4	0	0	0	0	0	4
Joe Girardi, R OBP: 0.312, SLG: 0.359		1-3 K	1-1 FC6 1B		1-3 K		2-2 E BB FC5 1B			4	1	2	1	0	2	0
Doug Dascenzo, S OBP: 0.314, SLG: 0.354		4-1 BB	1-2 FC6		0-1 F9		4-2 FC5 E BB			2	0	0	0	2	0	2
Rick Sutcliffe, L Steve Wilson, L Paul Assenmacher, L Dwight Smith, L Les Lancaster, R	1-1 G3		1-1 G6-3		4-2 1B BB		0-0 E7 FC5			2	0	0	0	0	0	1
Inning Stats	R: 2 E: 0 K: 0 S: 10	H: 3 LOB: 0 BB: 0 P: 16	R: 0 E: 0 K: 1 S: 8	H: 0 LOB: 1 BB: 1 P: 14	R: 3 E: 1 K: 0 S: 16	H: 4 LOB: 2 BB: 0 P: 25	R: 0 E: 0 K: 0 S: 7	H: 1 LOB: 0 BB: 0 P: 11	R: 0 E: 0 K: 1 S: 15	H: 1 LOB: 1 BB: 0 P: 24	R: 0 E: 0 K: 1 S: 7	H: 1 LOB: 1 BB: 0 P: 12	R: 1 E: 1 K: 0 S: 11	H: 1 LOB: 1 BB: 1 P: 17	1B: 6 2B: 5 3B: 0 HR: 0	SF: 0 SAC: 0 DP: 1 HBP: 0

PITCHER	IP	WLS	BF	H	R	ER	SO	BB	IBB	HBP	BLK	WP	HR	S	P	ERA	WHIP
Bruce Ruffin, L ERA: 5.33	4.0		20	7	5	4	1	1	0	0	0	0	0	41	66	9.00	2.000
Steve Ontiveros, R ERA:	2.0		9	2	0	0	1	1	0	0	0	0	0	28	46	0.00	1.500
Joe Boever, R ERA: 3.67	1.0		4	1	0	0	1	0	0	0	0	0	0	7	12	0.00	1.000
Roger McDowell, R ERA: 3.84	1.0	L	5	1	1	0	0	1	0	0	0	0	0	11	17	0.00	2.000

Batter	1	2	3	4	5	6	7	8	9	AB R H RBI BB SO LOB	TOP											
Lenny Dykstra, L (1, 8) OBP: 0.427, SLG: 0.448	2-1 P4			4-1 G5-3 2B BB	0-0 1B		1-1 1B		1-0 G3	4 1 2 1 1 0 1												
Dickie Thon, R (1, 6) OBP: 0.307, SLG: 0.352	1-3 K			3-2 G5-3 1-2	2-3 K		0-0 F9		2-0 G5-3	5 0 0 0 0 2 5												
Von Hayes, L (1, 7) OBP: 0.377, SLG: 0.421	3-1 P5			2-2 2B 2-H	1-0 F8			0-2 G4-3	4-2 BB	4 0 1 1 1 0 2												
Dale Murphy, R (1, 9) OBP: 0.313, SLG: 0.413		0-0 F9		2-3 K		3-1 HR		4-2 FC6-4 1B BB	2-3 K	4 2 1 1 1 2 3												
Ricky Jordan, R (1, 3) OBP: 0.276, SLG: 0.358		1-2 F8		4-1 BB		1-2 F8		1-2 FC6-4 1B		2 0 0 0 1 0 0												
John Kruk, L (8, PH) OBP: 0.385, SLG: 0.401										1 0 1 0 0 0 0												
Darren Daulton, L (1, 2) OBP: 0.360, SLG: 0.416		0-3 K		1-3 K		0-0 P3		0-0 FC6-4 1B		4 0 0 0 0 2 4												
Charlie Hayes, R (1, 5) OBP: 0.302, SLG: 0.361			2-3 K		4-1 BB 1B BB	3-3 K		2-2 1B 1-2 3-H		3 1 1 1 1 2 0												
Mickey Morandini, L (1, 4) OBP: 0.300, SLG: 0.257			1-3 K		4-1 1B 1-2 BB		1-3 K	3-2 F8		3 0 0 0 1 2 2												
Pat Combs, L (1, 1) OBP: 0.179, SLG: 0.170			0-3 K2-3		1-3 K		1-3 K		1-1 G3 1B	4 0 1 0 0 3 2												
Inning Stats	R: 0 E: 0 K: 1 S: 7	H: 0 LOB: 0 BB: 0 P: 13	R: 0 E: 0 K: 1 S: 7	H: 0 LOB: 0 BB: 0 P: 8	R: 0 E: 0 K: 3 S: 14	H: 0 LOB: 0 BB: 0 P: 17	R: 1 E: 0 K: 2 S: 15	H: 1 LOB: 2 BB: 2 P: 31	R: 1 E: 0 K: 2 S: 10	H: 1 LOB: 2 BB: 2 P: 22	R: 1 E: 0 K: 1 S: 9	H: 1 LOB: 0 BB: 0 P: 16	R: 0 E: 0 K: 2 S: 9	H: 1 LOB: 1 BB: 0 P: 12	R: 1 E: 0 K: 0 S: 22	H: 2 LOB: 2 BB: 1 P: 32	R: 0 E: 0 K: 1 S: 10	H: 1 LOB: 2 BB: 1 P: 20	1B: 5 2B: 1 3B: 0 HR: 1	SF: 0 SAC: 0 DP: 0 HBP: 0	WP: 0 PB: 0 SB: 0 CS: 0	PA: 40
PITCHER	IP WLS BF H R ER SO BB IBB HBP BLK WP HR S P ERA WHIP																					
Sid Fernandez, L (1, 1) ERA: 3.49	7.1 L 31 4 4 4 12 5 0 0 0 0 1 81 133 4.91 1.227																					
Alejandro Pena, R (8, 1) ERA: 3.56	0.0 1 1 0 0 0 0 0 0 0 0 0 3 4 ∞ ∞																					
Dan Schatzeder, L (8, 1) ERA: 2.37	0.2 3 1 0 0 0 0 0 0 0 0 0 9 14 0.00 1.500																					
Wally Whitehurst, R (9, 1) ERA: 3.51	1.0 5 1 0 0 1 1 0 0 0 0 0 10 20 0.00 2.000																					

Philadelphia Phillies @ New York Mets
Shea Stadium, Flushing, NY
Fri Sep 14 1990, 7:05 PM EDT
Att. 36,339 - Unknown - 74 F

AB	34
R	4
H	7
RBI	4
BB	6
SO	13
LOB	19



Batter	1	2	3	4	5	6	7	8	9	AB R H RBI BB SO LOB	BOTTOM
--------	---	---	---	---	---	---	---	---	---	----------------------	--------

Keith Miller, R <small>OBP: 0.336, SLG: 0.327</small> <small>(1, 8)</small> 	<small>1-2</small> 		<small>4-2</small> 		<small>0-0</small> 			<small>0-0</small> 		3 0 0 0 1 0 1	Philadelphia Phillies @ New York Mets Shea Stadium, Flushing, NY Fri Sep 14 1990, 7:05 PM EDT Att: 36,339 - Unknown - 74 F
Tom Herr, S <small>OBP: 0.325, SLG: 0.358</small> <small>(1, 4)</small> 	<small>1-1</small> 		<small>2-0</small> 			<small>0-1</small> 		<small>1-2</small> 		4 0 2 0 0 0 1	
Dave Magadan, L <small>OBP: 0.419, SLG: 0.450</small> <small>(1, 3)</small> 	<small>0-0</small> 		<small>3-0</small> 	<small>4-0</small> 		<small>3-2</small> 		<small>0-0</small> 		3 0 0 0 1 0 3	
Darryl Strawberry, L <small>OBP: 0.368, SLG: 0.524</small> <small>(1, 9)</small> 	<small>2-3</small> 		<small>1-3</small> 	<small>1-3</small> 		<small>0-1</small> 		<small>1-2</small> 		4 0 0 0 0 2 3	
Kevin McReynolds, R <small>OBP: 0.351, SLG: 0.445</small> <small>(1, 7)</small> 		<small>1-3</small> 	<small>1-1</small> 	<small>1-1</small> 		<small>3-1</small> 		<small>1-1</small> 		4 0 0 0 0 1 2	
Gregg Jefferies, S <small>OBP: 0.338, SLG: 0.444</small> <small>(1, 5)</small> 		<small>2-2</small> 	<small>1-3</small> 	<small>1-3</small> 		<small>2-1</small> 		<small>0-0</small> 		4 0 0 0 0 1 1	
Howard Johnson, S <small>OBP: 0.311, SLG: 0.433</small> <small>(1, 6)</small> 		<small>1-2</small> 			<small>0-0</small> 		<small>0-1</small> 			3 1 1 1 0 0 0	
Charlie O'Brien, R <small>OBP: 0.264, SLG: 0.270</small> <small>(1, 2)</small> 		<small>3-0</small> 			<small>0-0</small> 		<small>2-0</small> 			3 0 0 0 0 0 0	
Sid Fernandez, L <small>OBP: 0.204, SLG: 0.222</small> <small>(8, 1)</small> Alejandro Pena, R <small>OBP: 0.333, SLG: 0.200</small> <small>(8, 1)</small> Dan Schatzeder, L <small>OBP: 0.250, SLG: 0.250</small> <small>(8, PH)</small> Tim Teufel, R <small>OBP: 0.307, SLG: 0.475</small> <small>(9, 1)</small> Wally Whitehurst, R <small>OBP: 0.286, SLG: 0.286</small> <small>(9, 1)</small> 		<small>1-3</small> 	<small>0-2</small> 	<small>0-2</small> 		<small>1-1</small> 				2 0 1 0 0 1 0	
Inning Stats	R: 0 H: 1 E: 0 LOB: 1 K: 1 BB: 0 S: 10 P: 14	R: 1 H: 1 E: 0 LOB: 0 K: 1 BB: 0 S: 11 P: 18	R: 0 H: 0 E: 0 LOB: 0 K: 1 BB: 1 S: 8 P: 18	R: 0 H: 0 E: 0 LOB: 1 K: 2 BB: 1 S: 8 P: 15	R: 0 H: 1 E: 0 LOB: 1 K: 0 BB: 0 S: 6 P: 6	R: 0 H: 1 E: 0 LOB: 1 K: 0 BB: 0 S: 9 P: 15	R: 0 H: 0 E: 0 LOB: 0 K: 0 BB: 0 S: 5 P: 9	R: 0 H: 0 E: 1 LOB: 1 K: 0 BB: 0 S: 7 P: 9	R: 0 H: 0 E: 0 LOB: 0 K: 0 BB: 0 S: 7 P: 9	1B: 2 SF: 0 2B: 1 SAC: 0 3B: 0 DP: 0 HR: 1 HBP: 0	

AB	31
R	1
H	4
RBI	1
BB	2
SO	5
LOB	11



PITCHER Pat Combs, L <small>ERA: 4.16</small> <small>(1, 1)</small>	IP: 9.0 WLS: W BF: 33 H: 4 R: 1 ER: 1 SO: 5 BB: 2 IBB: 0 HBP: 0 BLK: 0 WP: 0 HR: 1 S: 71 P: 113 ERA: 1.00 WHIP: 0.667	PITCHER IP: 9.0 WLS: W BF: 33 H: 4 R: 1 ER: 1 SO: 5 BB: 2 IBB: 0 HBP: 0 BLK: 0 WP: 0 HR: 1 S: 71 P: 113 ERA: 1.00 WHIP: 0.667
--	---	---

Batter	1	2	3	4	5	6	7	8	9	AB R H RBI BB SO LOB	TOP											
Lenny Dykstra, L (1, 8) OBP: 0.428, SLG: 0.446	4-2 BB G1-3	4-1 BB 1-2 2-3 3-H			2-2 G3-1			1-3 K		2 0 0 1 2 1 0												
Dickie Thon, R (1, 6) OBP: 0.305, SLG: 0.349	0-1 BB G1-3	3-1 F8			1-3 K			1-1 F9		4 0 0 0 0 1 4												
John Kruk, L (1, 7) OBP: 0.381, SLG: 0.397	1-3 K				1-2 G3-1			0-0 G1-3		4 0 0 0 0 1 1												
Dale Murphy, R (1, 9) OBP: 0.316, SLG: 0.422	2-3 K				1-0 1B			2-1 G5-4-3 1B	0-0 HR	4 1 3 1 0 1 1												
Ricky Jordan, R (1, 3) OBP: 0.276, SLG: 0.357		1-1 1B BB 1B			0-0 F8			0-0 G5-4-3 1-2f	2-1 G5-3	4 1 1 0 0 0 2												
Darren Daulton, L (1, 2) OBP: 0.359, SLG: 0.415		0-0 BB BB 1B			2-2 P5			2-3 K	1-3 K	4 0 1 0 0 2 1												
Charlie Hayes, R (1, 5) OBP: 0.302, SLG: 0.360		1-3 K			1-2 G4-3			0-0 G5-3	2-2 BB 1B	4 0 1 0 0 1 2												
Randy Ready, R (1, 4) OBP: 0.327, SLG: 0.307		4-1 BB BB			2-2 G4-3			3-2 L6	4-2 BB BB	2 0 0 0 2 0 0												
Louie Meadows, L (9, PR) OBP: 0.273, SLG: 0.158		1-2 BB BB							1-2 BB	0 0 0 0 0 0 0												
Terry Mulholland, R (1, 1) OBP: 0.113, SLG: 0.115		1-3 K			2-3 K			0-3 K	2-3 K	2 0 0 0 0 2 3												
Dave Hollins, S (7, PH) OBP: 0.281, SLG: 0.341										1 0 0 0 0 1 0												
Joe Boever, R (7, 1)										0 0 0 0 0 0 0												
Von Hayes, L (9, PH) OBP: 0.376, SLG: 0.420										1 0 0 0 0 1 2												
Inning Stats	R: 0 E: 0 K: 2 S: 13	H: 0 LOB: 1 BB: 1 P: 20	R: 1 E: 0 K: 2 S: 13	H: 2 LOB: 3 BB: 2 P: 27	R: 0 E: 0 K: 0 S: 9	H: 1 LOB: 1 BB: 0 P: 13	R: 0 E: 0 K: 1 S: 13	H: 0 LOB: 0 BB: 0 P: 18	R: 0 E: 0 K: 1 S: 10	H: 0 LOB: 0 BB: 0 P: 14	R: 0 E: 0 K: 1 S: 6	H: 1 LOB: 0 BB: 0 P: 10	R: 0 E: 0 K: 1 S: 9	H: 0 LOB: 0 BB: 0 P: 12	R: 0 E: 0 K: 1 S: 6	H: 0 LOB: 0 BB: 0 P: 8	R: 1 E: 0 K: 2 S: 20	H: 2 LOB: 2 BB: 1 P: 31	1B: 5 2B: 0 3B: 0 HR: 1	SF: 0 SAC: 0 DP: 1 HBP: 0	WP: 0 PB: 0 SB: 0 CS: 0	PA: 36
PITCHER	IP WLS BF H R ER SO BB IBB HBP BLK WP HR S P ERA WHIP																					
Frank Viola, L (1, 1) ERA: 2.55	8.0 W 31 5 2 2 9 3 0 0 0 0 1 80 123 2.25 1.000																					
John Franco, L (9, 1) ERA: 2.27	1.0 S 5 1 0 0 2 1 0 0 0 0 0 0 19 30 0.00 2.000																					

Philadelphia Phillies @ New York Mets
Shea Stadium, Flushing, NY

Sat Sep 15 1990, 3:33 AM EDT
Att. 45,202 - Sunny - 69 F

livebaseballscorecards.com

AB	32
R	2
H	6
RBI	2
BB	4
SO	11
LOB	16



Batter	1	2	3	4	5	6	7	8	9	AB	R	H	RBI	BB	SO	LOB
--------	---	---	---	---	---	---	---	---	---	----	---	---	-----	----	----	-----

Keith Miller, R <small>(1, 8) OBP: 0.339, SLG: 0.324</small> <small>(8, 7)</small>	2-2 		4-1 	0-0 		4-0 				2	1	0	0	2	0	0
Dave Magadan, L <small>(1, 3) OBP: 0.417, SLG: 0.448</small>	2-1 		1-1 		3-2 	0-0 				4	1	1	0	0	0	2
Tom Herr, S <small>(1, 4) OBP: 0.324, SLG: 0.356</small>	0-1 		4-0 		2-1 		2-2 			3	1	0	0	1	0	0
Darryl Strawberry, L <small>(1, 9) OBP: 0.369, SLG: 0.524</small>		1-2 	2-1 		3-2 		3-2 			4	0	2	0	0	0	3
Kevin McReynolds, R <small>(1, 7) OBP: 0.350, SLG: 0.444</small> Pat Tabler, R <small>(3, 7) OBP: 0.344, SLG: 0.365</small> Daryl Boston, L <small>(7, PH) OBP: 0.324, SLG: 0.429</small> <small>(8, 8)</small>		0-3 	1-0 		1-2 		1-2 			1	0	0	0	0	1	1
Gregg Jefferies, S <small>(1, 5) OBP: 0.337, SLG: 0.442</small>		4-0 	1-0 		3-1 		1-1 			2	0	0	1	1	0	3
Howard Johnson, S <small>(1, 6) OBP: 0.313, SLG: 0.434</small>		1-1 	1-2 		0-1 		0-2 			4	1	2	0	0	0	3
Charlie O'Brien, R <small>(1, 2) OBP: 0.264, SLG: 0.266</small>		4-1 		1-1 		0-0 		1-3 		3	0	0	0	1	1	2
Frank Viola, L <small>(1, 1) OBP: 0.145, SLG: 0.145</small> John Franco, L <small>(9, 1)</small>		0-3 		0-0 		0-2 		0-0 		3	0	0	0	0	1	3
										0	0	0	0	0	0	0

Inning Stats	R: 0	H: 0	E: 0	K: 0	S: 7	R: 0	H: 1	E: 0	K: 2	S: 13	R: 3	H: 2	E: 0	K: 0	S: 10	R: 0	H: 0	E: 0	K: 0	S: 4	R: 0	H: 2	E: 0	K: 0	S: 13	R: 1	H: 1	E: 1	K: 0	S: 7	R: 0	H: 0	E: 1	K: 0	S: 11	R: 0	H: 1	E: 0	K: 1	S: 9	1B: 7	2B: 0	3B: 0	HR: 0	SF: 1	SAC: 1	DP: 1	HBP: 0	WP: 1	PB: 0	SB: 0	CS: 1	PA: 36
--------------	------	------	------	------	------	------	------	------	------	-------	------	------	------	------	-------	------	------	------	------	------	------	------	------	------	-------	------	------	------	------	------	------	------	------	------	-------	------	------	------	------	------	-------	-------	-------	-------	-------	--------	-------	--------	-------	-------	-------	-------	--------

PITCHER	IP	WLS	BF	H	R	ER	SO	BB	IBB	HBP	BLK	WP	HR	S	P	ERA	WHIP
Terry Mulholland, L <small>(1, 1) ERA: 3.61</small>	6.0	L	29	6	4	3	2	3	2	0	0	1	0	54	99	4.50	1.500
Joe Boever, R <small>(7, 1) ERA: 3.58</small>	2.0		7	1	0	0	1	0	0	0	0	0	0	20	28	0.00	0.500

BOTTOM

Philadelphia Phillies @ New York Mets
 Shea Stadium, Flushing, NY
 Sat Sep 15 1990, 3:33 AM EDT
 Att: 45,202 - Sunny - 69 F

livebaseballscorecards.com

AB	29
R	4
H	7
RBI	3
BB	5
SO	3
LOB	18



Batter	1	2	3	4	5	6	7	8	9	AB R H RBI BB SO LOB	TOP											
Lenny Dykstra, L OBP: 0.426, SLG: 0.444 (1, 8)	0-1 G3		1-0 P4		0-2 G3		3-2 G4-3	2-1 G6-4-3 1B		5 0 1 0 0 0 0												
Rod Booker, L OBP: 0.331, SLG: 0.328 (1, 6)	0-3 K		0-1 CS 1B		1-0 L9		1-1 2B 1B	2-1 G6-4-3 1-2f		5 1 2 0 0 1 2												
Von Hayes, L OBP: 0.376, SLG: 0.422 (1, 7)	3-3 K		1-2 CS 1-2	3-2 F8	0-0 BLK 1B		0-0 1B 2B		0-3 K	5 1 2 1 0 2 0												
Dale Murphy, R OBP: 0.318, SLG: 0.421 (1, 9)		3-0 P6		4-1 3B BB	1 SAFE 4-0 FC6-4 IBB		0-0 2B 1B		2-1 F8	3 1 1 1 2 0 0												
John Kruk, L OBP: 0.382, SLG: 0.407 (1, 3)		0-1 HR 3B		3-2 1B 3B	3-0 FC6-4 1-2f		0-1 G4-3		1-0 F7	5 2 2 1 0 0 3												
Darren Daulton, L OBP: 0.362, SLG: 0.425 (1, 2)		1-1 HR		1-2 1B 1B		1-1 F8				4 2 3 3 0 0 0												
Dave Hollins, S OBP: 0.280, SLG: 0.371 (1, 5)		2-3 K		0-2 P6		1-2 G3-1				4 1 1 2 0 1 1												
Mickey Morandini, L OBP: 0.295, SLG: 0.256 (1, 4)		0-3 K		0-0 1B		1-3 K				4 0 1 0 0 2 0												
Jose De Jesus, R OBP: 0.184, SLG: 0.118 (1, 1)			0-2 G1-3		0-3 K		0-3 K		0-0 1B PB 1B	4 0 1 0 0 2 2 0 0 0 0 0 0 0												
Roger McDowell, R (8, 1)																						
Inning Stats	R: 0 E: 0 K: 2 S: 11	H: 0 LOB: 0 BB: 0 P: 14	R: 2 E: 0 K: 2 S: 13	H: 2 LOB: 0 BB: 0 P: 19	R: 0 E: 0 K: 0 S: 8	H: 1 LOB: 0 BB: 0 P: 10	R: 2 E: 0 K: 1 S: 18	H: 3 LOB: 2 BB: 1 P: 29	R: 0 E: 0 K: 0 S: 6	H: 1 LOB: 2 BB: 1 P: 14	R: 0 E: 0 K: 1 S: 8	H: 0 LOB: 0 BB: 0 P: 11	R: 2 E: 0 K: 1 S: 12	H: 3 LOB: 1 BB: 0 P: 16	R: 2 E: 0 K: 0 S: 11	H: 4 LOB: 1 BB: 0 P: 16	R: 0 E: 0 K: 1 S: 6	H: 0 LOB: 0 BB: 0 P: 9	1B: 9 2B: 1 3B: 2 HR: 2	SF: 0 SAC: 0 DP: 1 HBP: 0	WP: 0 PB: 1 SB: 0 CS: 1	PA: 42
PITCHER	IP WLS BF H R ER SO BB IBB HBP BLK WP HR S P ERA WHIP																					
David Cone, R (1, 1) ERA: 3.56	4.0 L 18 6 4 4 5 1 0 0 0 0 0 1 50 72 9.00 1.750																					
Bob Ojeda, L (5, 1) ERA: 3.73	1.0 5 1 0 0 0 0 0 1 0 1 0 0 6 14 0.00 1.000																					
Ron Darling, R (6, 1) ERA: 4.63	2.0 11 5 4 4 2 0 0 0 0 0 0 1 23 30 18.00 2.500																					
Dan Schatzeder, L (8, 1) ERA: 2.3	2.0 7 2 0 0 1 0 0 0 0 0 0 0 14 22 0.00 1.000																					

Philadelphia Phillies @ New York Mets
Shea Stadium, Flushing, NY
Sun Sep 16 1990, 3:33 AM EDT
Att. 44,813 - Cloudy - 70 F

livebaseballscorecards.com

AB	39
R	8
H	14
RBI	8
BB	2
SO	8
LOB	8



BOTTOM

Philadelphia Phillies @ New York Mets
Shea Stadium, Flushing, NY
Sun Sep 16 1990, 3:33 AM EDT
Att. 44,813 - Cloudy - 70 F

livebaseballscorecards.com

AB 29
R 3
H 4
RBI 2
BB 5
SO 7
LOB 12



WP: 1 PA: 35
PB: 1
SB: 0
CS: 0

AB R H RBI BB SO LOB

3 1 0 0 1 1 2

3 1 1 0 1 1 0

3 0 0 1 0 0 1

4 0 2 1 0 1 0

4 0 0 0 0 0 2

3 0 1 0 1 1 1

3 0 0 0 1 1 2

3 0 0 0 0 1 3

1B: 3 SF: 1
2B: 1 SAC: 0
3B: 0 DP: 1
HR: 0 HBP: 0

Batter	1	2	3	4	5	6	7	8	9
Howard Johnson, S OBP: 0.312, SLG: 0.431 (1, 6)	4-2 1B G6-4-3 BB		3-2 F7		3-3 K			3-2 P6	
Tom Herr, S OBP: 0.326, SLG: 0.356 (1, 4)	2-1 1-3 1B G6-4-3		0-3 K			1-2 G4-3		4-0 1-2 1B PB BB	
Dave Magadan, L OBP: 0.414, SLG: 0.445 (1, 3)	2-2 1-2f 3-H G6-4-3			0-2 G4-3		1-0 F7		1-0 1-2 2-H SF7	
Darryl Strawberry, L OBP: 0.370, SLG: 0.524 (1, 9)	1-3 K			1-2 1B		1-0 G4-3		2-2 2-H 1B	
Kevin McReynolds, R OBP: 0.347, SLG: 0.441 (1, 7)		2-2 F6		0-1 P6		0-1 F8		1-1 F8	
Gregg Jefferies, S OBP: 0.338, SLG: 0.443 (1, 5)		4-1 G3 BB		1-1 L4		2-1 2B		3-3 K	
Daryl Boston, L OBP: 0.323, SLG: 0.426 (1, 8)		2-2 SAFE G3			4-2 WP G3 BB		3-3 K		0-1 F7
Mackey Sasser, L OBP: 0.345, SLG: 0.431 (1, 2)					0-0 G3		0-0 G4-3		2-0 G1-3
David Cone, L OBP: 0.234, SLG: 0.200 (5, 1) Bob Ojeda, L OBP: 0.138, SLG: 0.172 (5, PH) Keith Hughes, L (5, PH) Ron Darling, R OBP: 0.228, SLG: 0.143 (8, 1) Dan Schatzeder, L OBP: 0.250, SLG: 0.250 (8, 2) Todd Hundley, S OBP: 0.296, SLG: 0.276 (9, PH) Tom O'Malley, L OBP: 0.277, SLG: 0.379			3-2 G6-3		1-3 K			4-1 PB BB SF7 BB	

Inning Stats	R: 1	H: 1	E: 0	K: 1	S: 11	LOB: 0	BB: 1	P: 20	R: 0	H: 0	E: 0	K: 1	S: 14	LOB: 1	BB: 1	P: 25	R: 0	H: 0	E: 0	K: 1	S: 11	LOB: 0	BB: 0	P: 17	R: 0	H: 1	E: 0	K: 0	S: 11	LOB: 1	BB: 0	P: 13	R: 0	H: 0	E: 0	K: 2	S: 9	LOB: 1	BB: 1	P: 17	R: 0	H: 0	E: 0	K: 0	S: 5	LOB: 0	BB: 0	P: 8	R: 0	H: 1	E: 0	K: 1	S: 9	LOB: 1	BB: 0	P: 14	R: 2	H: 1	E: 0	K: 0	S: 10	LOB: 1	BB: 2	P: 25	R: 0	H: 0	E: 0	K: 1	S: 9	LOB: 0	BB: 0	P: 14	1B: 3	SF: 1	2B: 1	SAC: 0	3B: 0	DP: 1	HR: 0	HBP: 0	WP: 1	PA: 35
--------------	------	------	------	------	-------	--------	-------	-------	------	------	------	------	-------	--------	-------	-------	------	------	------	------	-------	--------	-------	-------	------	------	------	------	-------	--------	-------	-------	------	------	------	------	------	--------	-------	-------	------	------	------	------	------	--------	-------	------	------	------	------	------	------	--------	-------	-------	------	------	------	------	-------	--------	-------	-------	------	------	------	------	------	--------	-------	-------	-------	-------	-------	--------	-------	-------	-------	--------	-------	--------

PITCHER	IP	WLS	BF	H	R	ER	SO	BB	IBB	HBP	BLK	WP	HR	S	P	ERA	WHIP
Jose De Jesus, R ERA: 3.46 (1, 1)	7.1	W	29	3	3	2	6	5	0	0	0	1	0	74	129	2.46	1.091
Roger McDowell, R ERA: 3.76 (8, 1)	1.2		6	1	0	0	1	0	0	0	0	0	0	15	24	0.00	0.600

Batter	1	2	3	4	5	6	7	8	9	AB R H RBI BB SO LOB	TOP											
Lenny Dykstra, L (1, 8) OBP: 0.423, SLG: 0.440	0-2 L4	0-0 1-3		2-2 L5			3-1 6-3		0-0 G3	5 0 0 0 0 0 2	Philadelphia Phillies @ St. Louis Cardinals Busch Stadium, St. Louis, MO Tue Sep 18 1990, 7:05 PM CDT Att. 15,588 - Unknown - 64 F											
Mickey Morandini, L (1, 4) OBP: 0.265, SLG: 0.227	0-2 3-1		0-2 6-3	0-0 6-3			1-2 L8	3-3 K	5 0 0 0 0 1 0													
Von Hayes, L (1, 7) OBP: 0.375, SLG: 0.419	3-1 3-1		0-2 1B HR 1B				1-0 L3	2-3 K	5 1 1 0 0 2 0													
Dale Murphy, R (1, 9) OBP: 0.320, SLG: 0.422		0-0 1B 1B	0-0 1B HR 1B				0-1 F7	1-3 K	4 2 2 0 0 1 0													
John Kruk, L (1, 3) OBP: 0.385, SLG: 0.416		0-1 F8	0-0 1B HR				1-1 1B	4-1 1B BB SF7 BB	3 2 2 3 1 0 1													
Darren Daulton, L (1, 2) OBP: 0.365, SLG: 0.425		1-2 1B 1B	2-2 1B HBP				0-0 4-3	4-0 1B BB	2 1 1 0 1 0 1													
Dickie Thon, R (1, 6) OBP: 0.305, SLG: 0.348		1-2 4-3	0-3 K				2-1 F9	0-0 1B	4 0 1 0 0 1 3													
Dave Hollins, S (1, 5) OBP: 0.279, SLG: 0.370		1-2 1B 1B	0-0 G3				1-3 K	3-2 SF7	3 0 1 2 0 1 1													
Jason Grimsley, R (1, 1) OBP: 0.250, SLG: 0.182		0-0 1B		0-0 6-3			1-2 F3	1-3 K	2 0 1 1 0 0 0													
Wes Chamberlain, R (6, PH) OBP: 0.100, SLG: 0.100									1 0 0 0 0 0 0													
Steve Ontiveros, R (6, 1)									0 0 0 0 0 0 0													
Darrin Fletcher, L (8, PH)									1 0 0 0 0 1 2													
Joe Boever, R (8, 1)									0 0 0 0 0 0 0													
Inning Stats	R: 0 E: 0 K: 0 S: 10	H: 0 LOB: 0 BB: 0 P: 13	R: 2 E: 0 K: 0 S: 14	H: 4 LOB: 2 BB: 0 P: 17	R: 3 E: 0 K: 1 S: 14	H: 3 LOB: 1 BB: 0 P: 16	R: 0 E: 0 K: 0 S: 5	H: 0 LOB: 0 BB: 0 P: 7	R: 0 E: 0 K: 1 S: 8	H: 1 LOB: 1 BB: 0 P: 10	R: 0 E: 0 K: 1 S: 11	H: 0 LOB: 0 BB: 0 P: 15	R: 0 E: 0 K: 0 S: 6	H: 0 LOB: 0 BB: 0 P: 11	R: 1 E: 0 K: 2 S: 13	H: 1 LOB: 2 BB: 2 P: 26	R: 0 E: 0 K: 2 S: 7	H: 0 LOB: 0 BB: 0 P: 12	1B: 8 2B: 0 3B: 0 HR: 1	SF: 1 SAC: 0 DP: 0 HBP: 1	WP: 0 PB: 0 SB: 0 CS: 0	PA: 39
PITCHER	IP WLS BF H R ER SO BB IBB HBP BLK WP HR S P ERA WHIP																					
Bob Tewksbury, R (1, 1) ERA: 3.16	5.0 L 24 8 5 5 2 0 0 1 0 0 0 1 51 63 9.00 1.600																					
Ken Dayley, L (6, 1) ERA: 3.09	2.0 6 0 0 0 1 0 0 0 0 0 0 0 17 26 0.00 0.000																					
Ernie Camacho, R (8, 1) ERA: 5.02	2.0 9 1 1 1 4 2 0 0 0 0 0 0 20 38 4.50 1.500																					

livebaseballscorecards.com

AB	35
R	6
H	9
RBI	6
BB	2
SO	7
LOB	10



Batter	1	2	3	4	5	6	7	8	9	AB	R	H	RBI	BB	SO	LOB
Ozzie Smith, S OBP: 0.335, SLG: 0.303 (1, 6)	2-2 G3	3-2 F8		2-0 F8		0-0 5-3 1B	1-0 4-3			5	0	1	0	0	0	7
Todd Zeile, R OBP: 0.326, SLG: 0.393 (1, 5)	4-2 BB		4-2 G6-4-3 2B BB	4-1 1-2 2-3 BB		3-1 5-3 1-2		1-2 L5		2	1	0	0	3	0	1
Ray Lankford, L OBP: 0.364, SLG: 0.495 (1, 8)	1-0 F8		4-2 1-2 G6-4-3 BB	2-3 K		0-3 K		3-2 G3		4	0	0	0	1	2	5
Pedro Guerrero, R OBP: 0.341, SLG: 0.438 (1, 3)	3-3 K		2-1 1-2 2-3 G6-4-3		1-0 5-3	0-0 F8		2-2 F9		5	0	0	0	0	1	4
Felix Jose, S OBP: 0.306, SLG: 0.372 (1, 9)		0-0 F5	0-2 WP 2B		0-0 E 1B 1B		0-3 K		4-2 BLK BB	4	1	2	1	1	1	0
Milt Thompson, L OBP: 0.290, SLG: 0.312 (1, 7)		4-1 BB BB BB	3-2 F9		0-1 E7 WP 1B 1H		0-3 K		1-2 F9	4	0	1	0	1	1	2
Tom Pagnozzi, R OBP: 0.317, SLG: 0.344 (1, 2)		1 SAFE 4-1 BB BB		3-2 L5	0-0 F8		0-0 BB 1B 1B		0-3 K	4	1	1	0	1	1	2
José Oquendo, S OBP: 0.359, SLG: 0.325 (1, 4)		4-0 1-2 2-3 BB		2-1 BB 1B 1B	4-2 BB BB		4-1 1B BB		3-2 L8	2	0	1	0	3	0	1
Bob Tewksbury, R OBP: 0.292, SLG: 0.211 (1, 1)		0-3 K		0-1 BB 1B	2-3 K		1-2 1B			2	0	1	0	0	1	3
Geronimo Rivera, S OBP: 0.368, SLG: 0.368 (5, PH)										1	0	0	0	0	1	2
Ken Dayley, L OBP: 0.368, SLG: 0.368 (6, 1)										0	0	0	0	0	0	0
Denny Walling, L OBP: 0.285, SLG: 0.285 (7, PH)										1	0	1	1	0	0	0
Dave Collins, S OBP: 0.362, SLG: 0.255 (7, PR)										0	0	0	0	0	0	0
Ernie Camacho, R OBP: 0.255, SLG: 0.255 (8, 1)										0	0	0	0	0	0	0


Inning Stats	R: 0	H: 0	E: 0	K: 1	S: 12	LOB: 1	BB: 1	P: 22	R: 0	H: 0	E: 0	K: 1	S: 10	LOB: 3	BB: 3	P: 25	R: 1	H: 1	E: 0	K: 0	S: 15	LOB: 1	BB: 2	P: 28	R: 0	H: 2	E: 0	K: 1	S: 14	LOB: 3	BB: 1	P: 27	R: 1	H: 2	E: 1	K: 1	S: 12	LOB: 2	BB: 1	P: 19	R: 0	H: 1	E: 0	K: 1	S: 7	LOB: 1	BB: 0	P: 10	R: 1	H: 2	E: 0	K: 2	S: 13	LOB: 2	BB: 1	P: 19	R: 0	H: 0	E: 0	K: 0	S: 13	LOB: 0	BB: 0	P: 19	R: 0	H: 0	E: 0	K: 1	S: 12	LOB: 1	BB: 1	P: 20	1B: 7	SF: 0	2B: 1	SAC: 0	3B: 0	DP: 1	HR: 0	HBP: 0	WP: 2	PA: 44
--------------	------	------	------	------	-------	--------	-------	-------	------	------	------	------	-------	--------	-------	-------	------	------	------	------	-------	--------	-------	-------	------	------	------	------	-------	--------	-------	-------	------	------	------	------	-------	--------	-------	-------	------	------	------	------	------	--------	-------	-------	------	------	------	------	-------	--------	-------	-------	------	------	------	------	-------	--------	-------	-------	------	------	------	------	-------	--------	-------	-------	-------	-------	-------	--------	-------	-------	-------	--------	-------	--------

PITCHER	IP	WLS	BF	H	R	ER	SO	BB	IBB	HBP	BLK	WP	HR	S	P	ERA	WHIP
Jason Grimsley, R ERA: 4.35 (1, 1)	5.0	W	27	5	2	2	4	8	0	0	0	2	0	63	121	3.60	2.600
Steve Ontiveros, R ERA: 2.25 (6, 1)	2.0		10	3	1	1	3	1	0	0	0	0	0	20	29	4.50	2.000
Joe Boever, R ERA: 3.49 (8, 1)	2.0	S	7	0	0	0	1	1	0	0	1	0	0	25	39	0.00	0.500

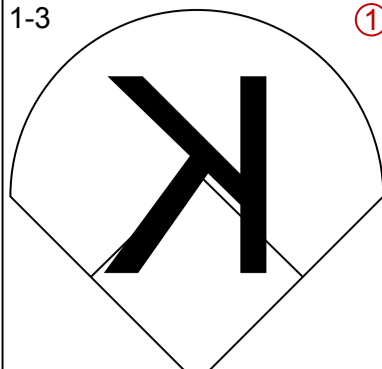
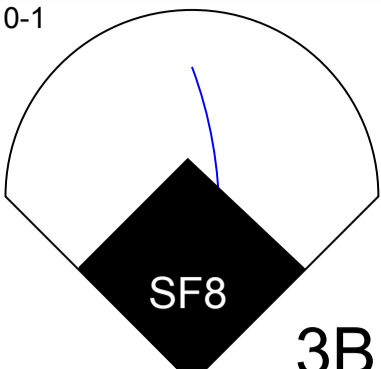
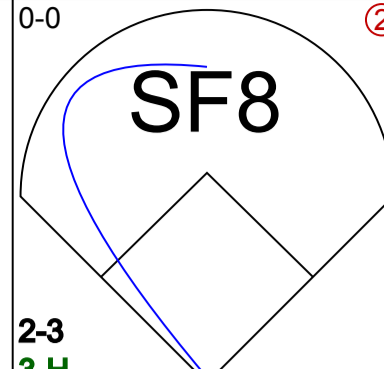
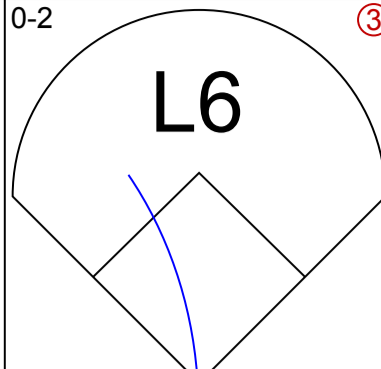
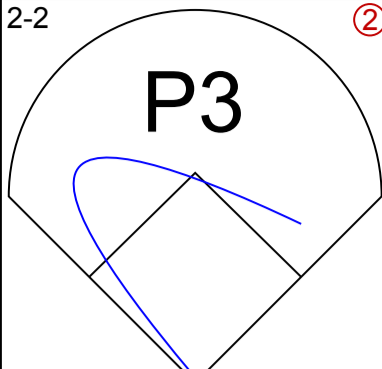
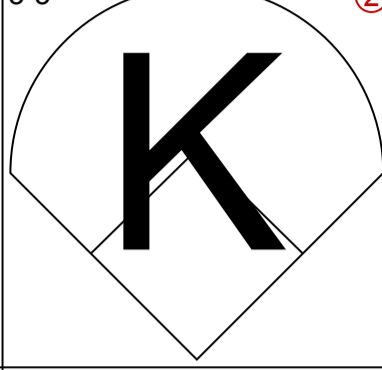
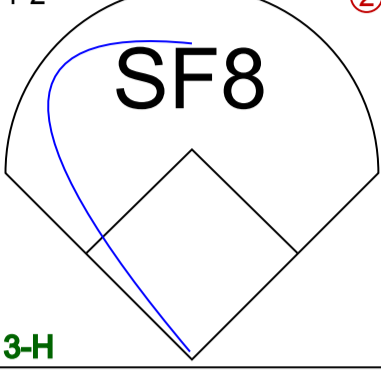
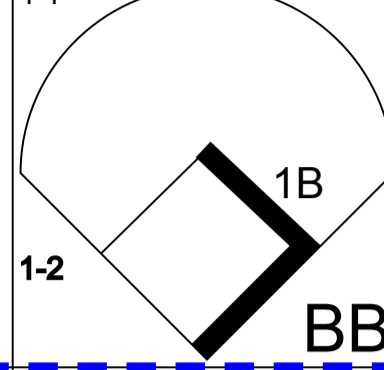
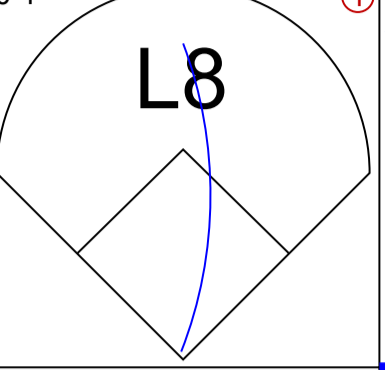
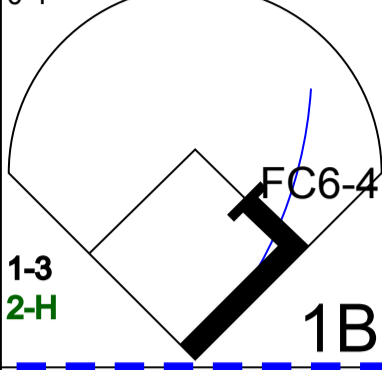
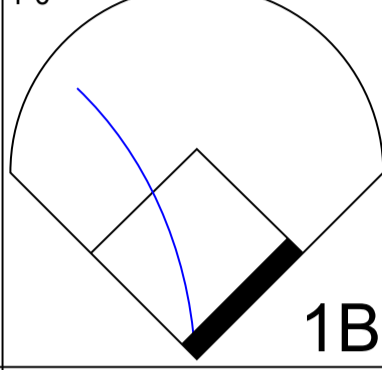
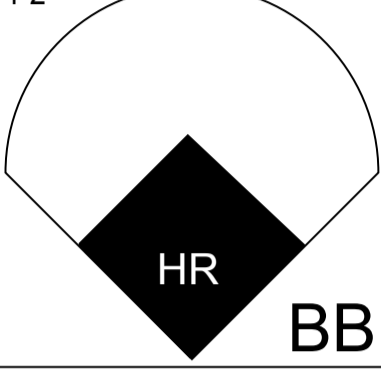
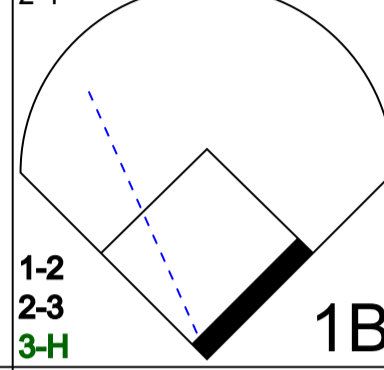
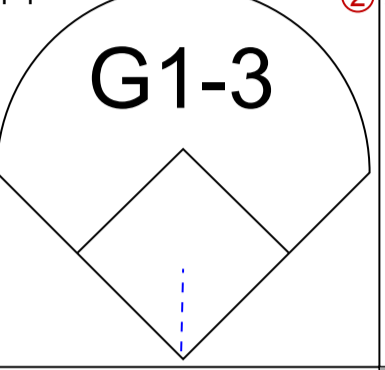
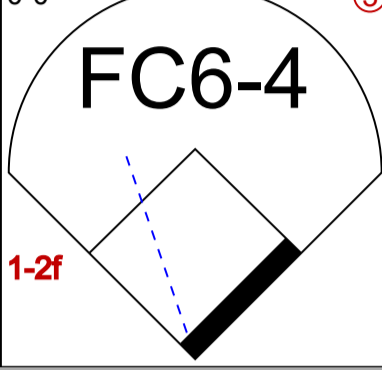
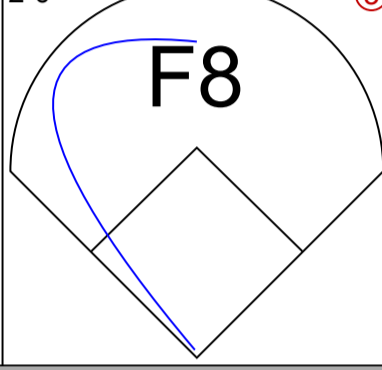
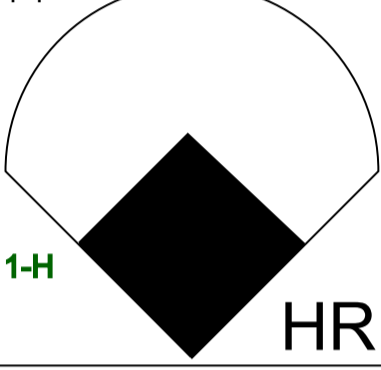
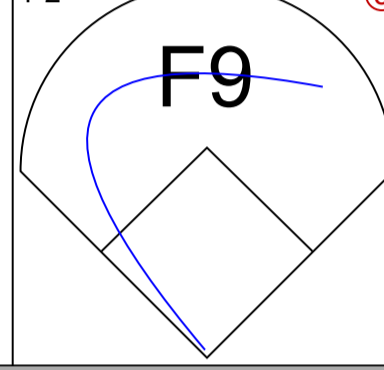
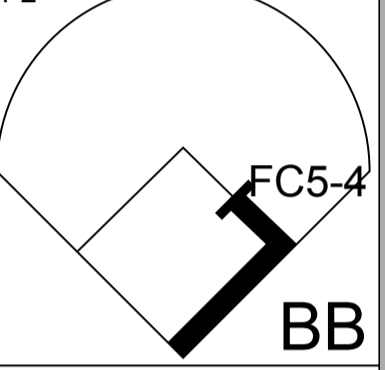
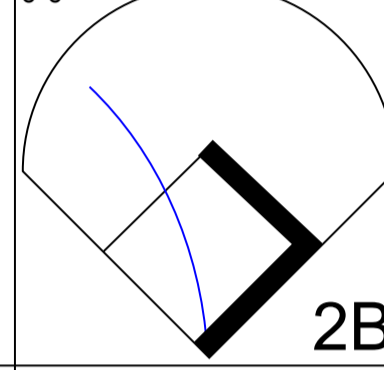
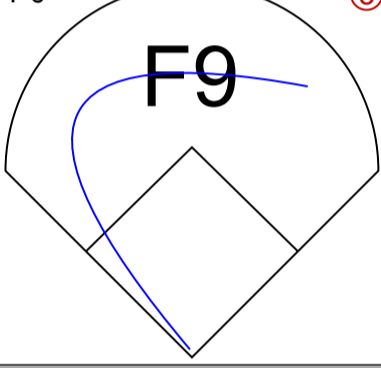
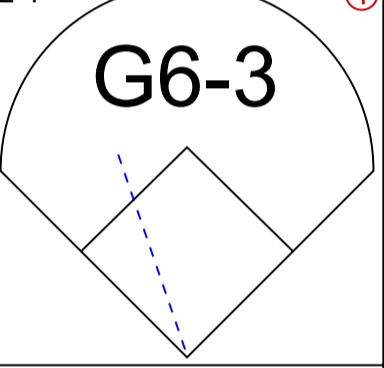
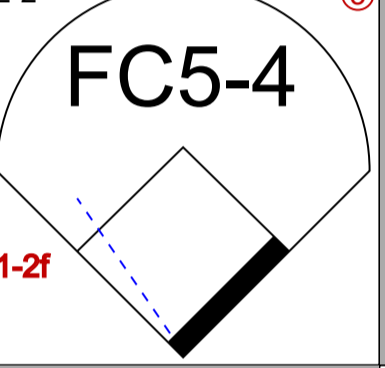
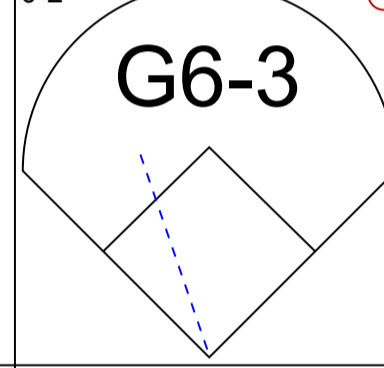
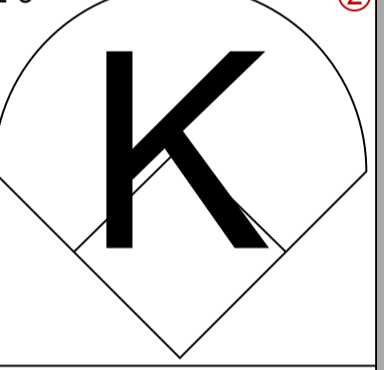
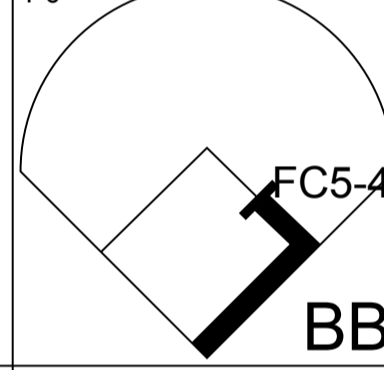
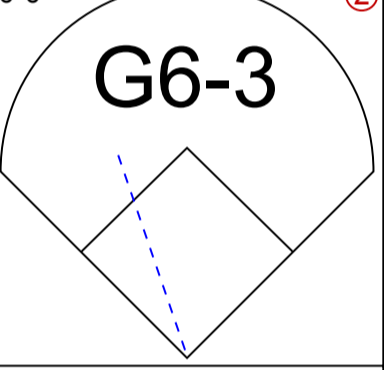
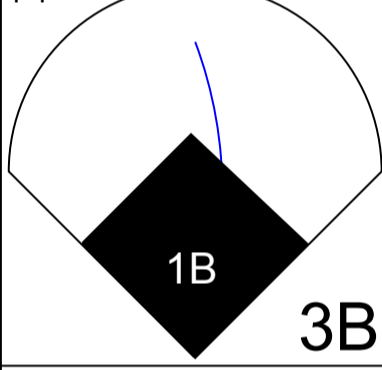
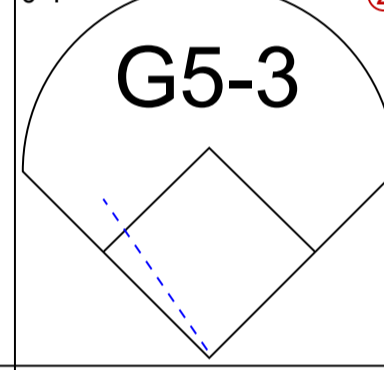
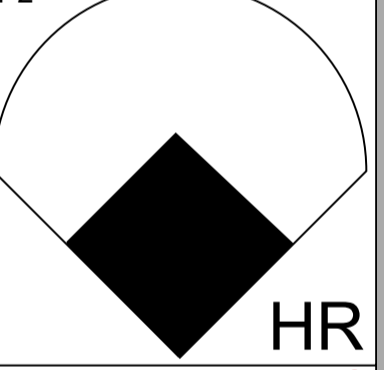
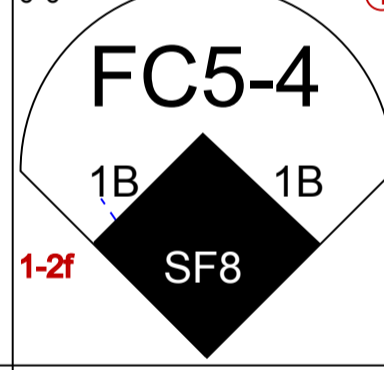
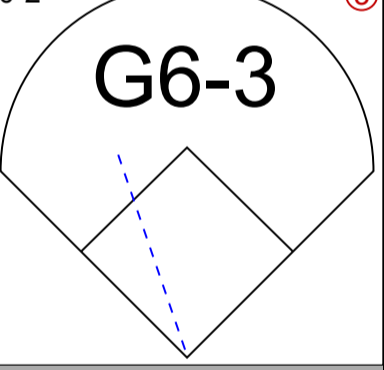
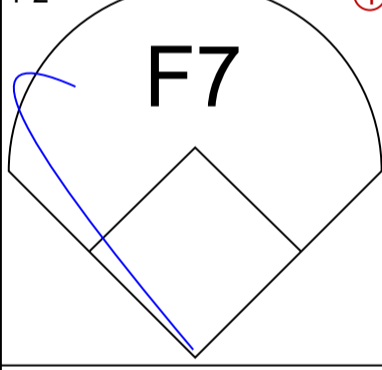
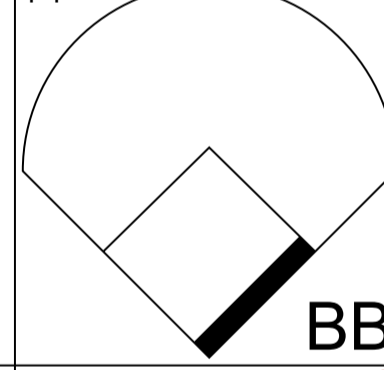
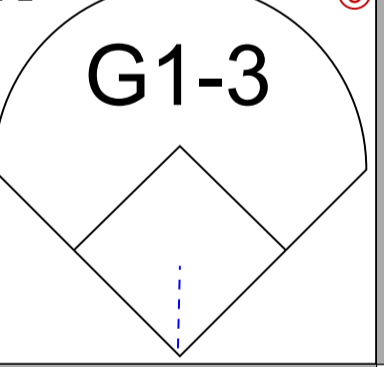
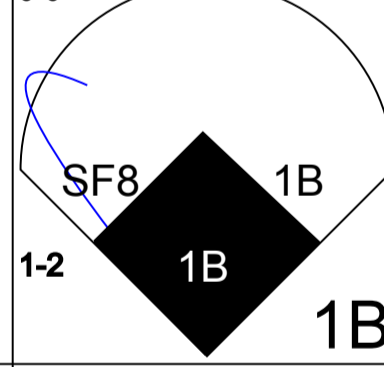
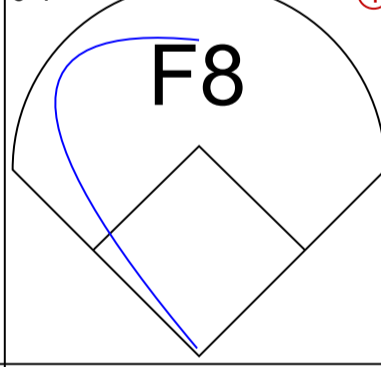
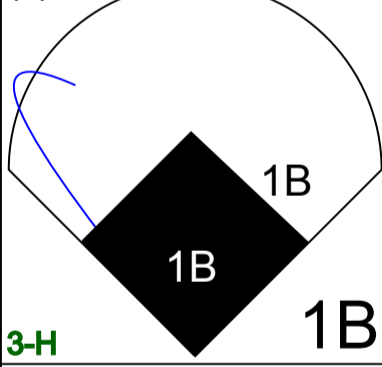
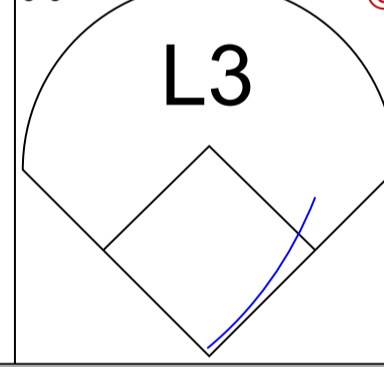

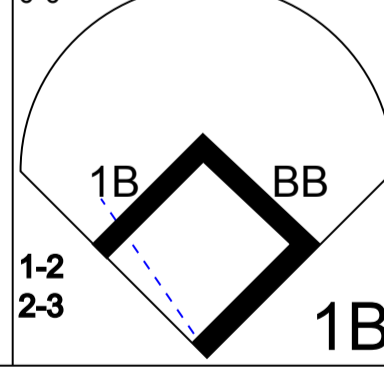
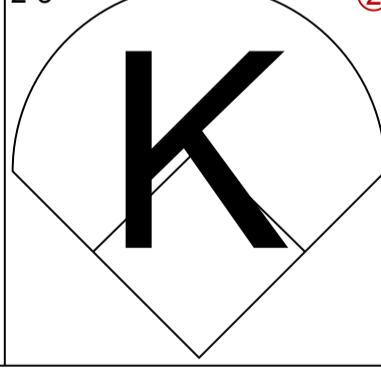
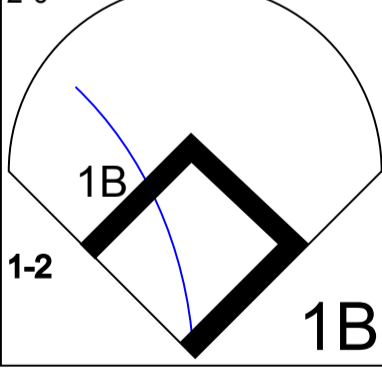
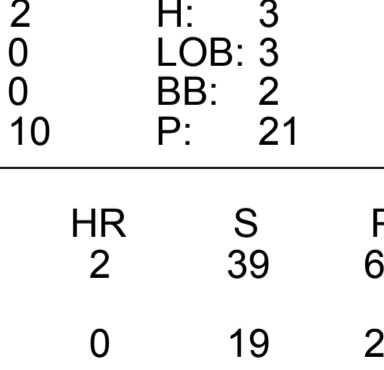
BOTTOM

Philadelphia Phillies @ St. Louis Cardinals
 Busch Stadium, St. Louis, MO
 Tue Sep 18 1990, 7:05 PM CDT
 Att: 15,588 - Unknown - 64 F

AB	34
R	3
H	8
RBI	2
BB	10
SO	8
LOB	27



PITCHER	IP	WLS	BF	H	R	ER	SO	BB	IBB	HBP	BLK	WP	HR	S	P	ERA	WHIP
Jason Grimsley, R ERA: 4.35 (1, 1)	5.0	W	27	5	2	2	4	8	0	0	0	2	0	63	121	3.60	2.600
Steve Ontiveros, R ERA: 2.25 (6, 1)	2.0		10	3	1	1	3	1	0	0	0	0	0	20	29	4.50	2.000
Joe Boever, R ERA: 3.49 (8, 1)	2.0	S	7	0	0	0	1	1	0	0	1	0	0	25	39	0.00	0.500

Batter	1	2	3	4	5	6	7	8	9	AB	R	H	RBI	BB	SO	LOB	TOP								
Sil Campusano, R (1, 8) OBP: 0.270, SLG: 0.318	1-3 		0-1 SF8 	0-0 SF8 		0-2 L6 		2-2 P3 		4	1	1	1	0	1	2									
Randy Ready, R (1, 4) OBP: 0.329, SLG: 0.308	3-3 		1-2 SF8 	4-1 1B 			0-1 L8 	0-1 FC6-4 1B 		3	0	1	2	1	1	0									
Charlie Hayes, R (1, 5) OBP: 0.304, SLG: 0.361	1-0 		4-2 HR 	2-1 1B 			1-1 G1-3 	0-0 FC6-4 1-2f 		4	1	2	1	1	0	2									
Dale Murphy, R (1, 9) OBP: 0.322, SLG: 0.430	2-0 F8 		1-1 HR 	1-2 F9 			4-2 FC5-4 BB 	0-0 		4	1	2	2	1	0	4									
Ricky Jordan, R (1, 3) OBP: 0.272, SLG: 0.351			1-0 F9 		2-1 G6-3 		2-2 FC5-4 1-2f 		0-2 G6-3 	5	0	0	0	0	0	2									
Dickie Thon, R (1, 6) OBP: 0.306, SLG: 0.352		2-3 		4-0 FC5-4 BB 		0-0 G6-3 		1-1 	0-1 G5-3 	4	1	1	0	1	1	1									
Wes Chamberlain, R (1, 7) OBP: 0.200, SLG: 0.357		1-2 		0-0 FC5-4 1B 1B SF8 1-2f 		0-2 G6-3 		1-2 F7 	4-1 	4	2	1	1	1	0	2									
Darrin Fletcher, L (1, 2) OBP: 0.286, SLG: 0.286		1-2 G1-3 		0-0 SF8 1B 1B 		0-1 F8 		1-1 	0-0 L3 	5	2	2	1	0	0	2									
Pat Combs, L (1, 1) OBP: 0.190, SLG: 0.182			0-3 	0-0 1B BB 		2-3 		2-0 		2	0	1	0	0	1	0									
Louie Meadows, L (6, PH) OBP: 0.261, SLG: 0.150				1-2 1B BB 						1	0	0	0	0	1	0									
Darrel Akerfelds, R (6, 1) OBP: 0.167, SLG: 0.167										0	0	0	0	0	0	0									
John Kruk, L (8, PH) OBP: 0.386, SLG: 0.418										1	0	1	0	0	0	0									
Roger McDowell, R (8, 1) OBP: 0.386, SLG: 0.418										0	0	0	0	0	0	0									
Inning Stats	R: 0 E: 0 K: 2 S: 9	H: 1 LOB: 1 BB: 0 P: 16	R: 1 E: 0 K: 1 S: 12	H: 1 LOB: 0 BB: 1 P: 16	R: 3 E: 0 K: 1 S: 13	H: 2 LOB: 0 BB: 1 P: 20	R: 2 E: 0 K: 0 S: 10	H: 3 LOB: 3 BB: 2 P: 21	R: 0 E: 0 K: 0 S: 6	H: 0 LOB: 0 BB: 0 P: 8	R: 0 E: 0 K: 1 S: 8	H: 0 LOB: 0 BB: 0 P: 10	R: 0 E: 0 K: 0 S: 10	H: 0 LOB: 1 BB: 1 P: 17	R: 2 E: 0 K: 0 S: 18	H: 4 LOB: 2 BB: 0 P: 25	R: 0 E: 0 K: 0 S: 8	H: 1 LOB: 2 BB: 1 P: 12	1B: 7 2B: 1 3B: 2 HR: 2	SF: 2 SAC: 0 DP: 0 HBP: 0	WP: 0 PB: 0 SB: 0 CS: 0	PA: 44			
PITCHER	IP	WLS	BF	H	R	ER	SO	BB	IBB	HBP	BLK	WP	HR	S	P	ERA	WHIP								
Joe Magrane, L (1, 1) ERA: 3.78	3.2	L	20	6	6	6	4	3	0	0	0	0	2	39	65	14.73	2.455								
Scott Terry, R (4, 1) ERA: 4.83	2.1		8	1	0	0	1	0	0	0	0	0	0	19	26	0.00	0.429								
Omar Olivares, R (7, 1) ERA: 3.41	1.2		10	4	2	2	0	1	0	0	0	0	0	27	41	10.80	3.000								
Mike Perez, R (8, 1) ERA: 1.04	0.1		1	0	0	0	0	0	0	0	0	0	0	1	1	0.00	0.000								
Lee Smith, R (9, 1) ERA: 2.12	1.0		5	1	0	0	0	1	0	0	0	0	0	8	12	0.00	2.000								

Philadelphia Phillies @ St. Louis Cardinals
 Busch Stadium, St. Louis, MO
 Wed Sep 19 1990, 7:05 PM CDT
 Att. 15,828 - Unknown - 65 F

livebaseballscorecards.com

AB	37
R	8
H	12
RBI	8
BB	5
SO	5
LOB	15



Batter	1	2	3	4	5	6	7	8	9	AB	R	H	RBI	BB	SO	LOB
Bernard Gilkey, R (1, 7) OBP: 0.269, SLG: 0.182	4-2 2B BB	4-1 S BB		2-2 G5-3		4-2 G3 S BB		2-1 G6-3		2	1	0	0	3	0	1
Todd Zeile, R (1, 5) OBP: 0.330, SLG: 0.399	3-1 G4-3 1-H 2B	4-0 1-2 IBB			4-1 G4-3 HR BB	1-1 G3		1-1 2B		3	1	2	1	2	0	1
Ray Lankford, L (1, 8) OBP: 0.348, SLG: 0.471	2-2 G4-3 2-3	1-1 F7			2-1 G4-3 1-2	2-2 G6-3		2-2 F8		5	0	0	0	0	0	7
Pedro Guerrero, R (1, 3) OBP: 0.338, SLG: 0.433	2-2 G1-3		1-0 G4-3		1-1 G4-3 2-3		2-1 F9		0-0 G1-3	5	0	0	0	0	0	3
Felix Jose, S (1, 9) OBP: 0.308, SLG: 0.384	0-0 G6-3		3-2 3B		0-0 HR		1-2 G4-3		2-2 G3	5	1	2	2	0	0	2
Geronimo Pena, S (1, 4) OBP: 0.391, SLG: 0.364 Mike Perez, R (8, 1) Lee Smith, R (9, 1)		4-2 1B 1B G4-6-3 BB	0-0 L6		1-2 1B 1B		2-2 G4-3			3	1	1	0	1	0	1
Ozzie Smith, S (1, 6) OBP: 0.336, SLG: 0.305		2-1 G4-6-3 1B 1-2 1B	0-0 F7		1-0 1B 1-2 1B		0-3 K			4	0	2	0	0	1	1
Tom Pagnozzi, R (1, 2) OBP: 0.320, SLG: 0.353		2-0 G4-6-3 1-2 2-3 1B		0-0 F9	0-2 G4-3		0-1 G6-3 2B			4	0	2	0	0	0	2
Joe Magrane, R (1, 1) OBP: 0.182, SLG: 0.173 Scott Terry, R (4, 1) OBP: 0.455, SLG: 0.545 Milt Thompson, L (6, PH) OBP: 0.290, SLG: 0.311 Omar Olivares, R (7, 1) OBP: 0.143, SLG: 0.462 José Oquendo, S (8, 4) OBP: 0.358, SLG: 0.324		0-0 G4-6-3		1-3 K		2-1 G4-3		1-0 G6-3		1	0	0	0	0	0	2

Inning Stats	R: 1	H: 1	E: 0	K: 0	S: 11	LOB: 1	BB: 1	P: 22	R: 1	H: 2	E: 0	K: 0	S: 9	LOB: 3	BB: 3	P: 26	R: 0	H: 1	E: 0	K: 0	S: 7	LOB: 1	BB: 0	P: 11	R: 0	H: 0	E: 0	K: 1	S: 8	LOB: 0	BB: 0	P: 11	R: 2	H: 3	E: 0	K: 0	S: 13	LOB: 2	BB: 1	P: 22	R: 0	H: 0	E: 0	K: 0	S: 10	LOB: 1	BB: 1	P: 19	R: 0	H: 0	E: 0	K: 0	S: 8	LOB: 0	BB: 0	P: 13	R: 0	H: 1	E: 0	K: 1	S: 8	LOB: 1	BB: 0	P: 11	R: 0	H: 1	E: 0	K: 0	S: 9	LOB: 1	BB: 0	P: 14	1B: 4	SF: 0	2B: 3	SAC: 0	3B: 1	DP: 1	HR: 1	HBP: 0	WP: 0	PA: 41
--------------	------	------	------	------	-------	--------	-------	-------	------	------	------	------	------	--------	-------	-------	------	------	------	------	------	--------	-------	-------	------	------	------	------	------	--------	-------	-------	------	------	------	------	-------	--------	-------	-------	------	------	------	------	-------	--------	-------	-------	------	------	------	------	------	--------	-------	-------	------	------	------	------	------	--------	-------	-------	------	------	------	------	------	--------	-------	-------	-------	-------	-------	--------	-------	-------	-------	--------	-------	--------

PITCHER	IP	WLS	BF	H	R	ER	SO	BB	IBB	HBP	BLK	WP	HR	S	P	ERA	WHIP
Pat Combs, L (1, 1) ERA: 4.25	5.0	W	26	7	4	4	1	4	4	1	0	0	0	48	92	7.20	2.200
Darrel Akerfelds, R (6, 1) ERA: 3.87	2.0		7	0	0	0	0	1	0	0	0	0	0	18	32	0.00	0.500
Roger McDowell, R (8, 1) ERA: 3.87	2.0		8	2	0	0	1	0	0	0	0	0	0	17	25	0.00	1.000

BOTTOM

Philadelphia Phillies @ St. Louis Cardinals
 Busch Stadium, St. Louis, MO
 Wed Sep 19 1990, 7:05 PM CDT
 Att: 15,828 - Unknown - 65 F

livebaseballscores.com

AB	35
R	4
H	9
RBI	3
BB	6
SO	2
LOB	21



Batter	1	2	3	4	5	6	7	8	9	AB R H RBI BB SO LOB	TOP																									
Lenny Dykstra, L OBP: 0.421, SLG: 0.438 (1, 8)	2-3 K		2-1 F7			1-2 G3 1B	2-1 G6-3		2-2 F7	5 1 1 0 0 1 0																										
Mickey Morandini, L OBP: 0.283, SLG: 0.255 (1, 4)	1-2 G3 2B			4-0 S BB		0-0 G3	0-0 G5-3			3 0 1 0 1 0 1																										
Von Hayes, L OBP: 0.374, SLG: 0.418 (1, 7)	1-1 G3			0-0 L4		3-2 2B 1B	0-0 P4			4 1 1 1 0 0 2																										
Dale Murphy, R OBP: 0.321, SLG: 0.431 (1, 9)	3-3 K			2-2 F8		1-0 E 2B		1-1 L7		4 1 1 1 0 1 2																										
John Kruk, L OBP: 0.385, SLG: 0.418 (1, 3)				1-2 G3		1-2 E6 2B 2B		2-3 K		4 1 1 1 0 1 1																										
Darren Daulton, L OBP: 0.369, SLG: 0.431 (1, 2)						1-2 G4-3 1B 2B		3-0 1B		4 0 3 1 0 0 0																										
Charlie Hayes, R OBP: 0.302, SLG: 0.358 (1, 5)						1-1 G4-3	2-3 K	2-3 K		4 0 0 0 0 2 3																										
Rod Booker, L OBP: 0.328, SLG: 0.319 (1, 6)						0-2 G3-1	4-0 IBB			3 0 0 0 1 0 1																										
Terry Mulholland, R OBP: 0.105, SLG: 0.107 Roger McDowell, R (9, 1)						0-3 K	1-3 K			4 0 0 0 0 3 3 0 0 0 0 0 0 0																										
Inning Stats	R: 0 E: 0 K: 2 S: 16	H: 1 LOB: 1 BB: 0 P: 23	R: 0 E: 0 K: 0 S: 5	H: 0 LOB: 0 BB: 0 P: 7	R: 0 E: 0 K: 0 S: 6	H: 0 LOB: 1 BB: 1 P: 9	R: 0 E: 0 K: 1 S: 12	H: 1 LOB: 1 BB: 0 P: 16	R: 4 E: 1 K: 2 S: 24	H: 5 LOB: 2 BB: 1 P: 38	R: 0 E: 0 K: 0 S: 4	H: 0 LOB: 0 BB: 0 P: 6	R: 0 E: 0 K: 2 S: 10	H: 1 LOB: 1 BB: 0 P: 18	R: 0 E: 0 K: 1 S: 7	H: 0 LOB: 0 BB: 0 P: 12	1B: 4 2B: 4 3B: 0 HR: 0	SF: 0 SAC: 0 DP: 0 HBP: 0	WP: 0 PB: 0 SB: 2 CS: 0	PA: 37																
PITCHER	IP WLS BF H R ER SO BB IBB HBP BLK WP HR S P ERA WHIP																																			
Bryn Smith, R ERA: 4.38 (1, 1)	5.1		23	6	4	4	3	1	0	0	0	0	0	61	90	6.75	1.312																			
Tim Sherrill, L ERA: 7.36 (6, 1)	0.0		1	1	0	0	0	0	0	0	0	0	0	3	4	∞	∞																			
Tom Niedenfuer, R ERA: 3.46 (6, 1)	0.2		3	0	0	0	2	0	1	0	0	0	0	7	14	0.00	0.000																			
Frank DiPino, L ERA: 4.72 (7, 1)	2.0		7	1	0	0	2	0	0	0	0	0	0	14	24	0.00	0.500																			
Mike Perez, R ERA: 0.93 (9, 1)	1.0	W	3	0	0	0	1	0	0	0	0	0	0	7	12	0.00	0.000																			

Philadelphia Phillies @ St. Louis Cardinals
 Busch Stadium, St. Louis, MO
 Thu Sep 20 1990, 7:05 PM CDT
 Att. 14,744 - Unknown - 70 F

livebaseballscorecards.com

AB	35
R	4
H	8
RBI	4
BB	2
SO	8
LOB	13



Batter	1	2	3	4	5	6	7	8	9	AB	R	H	RBI	BB	SO	LOB	BOTTOM										
Bernard Gilkey, R (1, 7) OBP: 0.300, SLG: 0.308	1-1 F9			2-1 G4-6-3 1B		2-1 SF9 3B		3-2 G4-3		4	1	2	0	0	0	0	Philadelphia Phillies @ St. Louis Cardinals Busch Stadium, St. Louis, MO Thu Sep 20 1990, 7:05 PM CDT Att: 14,744 - Unknown - 70 F										
Todd Zelle, R (1, 5) OBP: 0.330, SLG: 0.400	1-3 K			2-0 G4-6-3 1-2f		0-1 SF9			1-1 G6-4-3 1B 2B	3	1	1	1	0	1	1											
Rex Hudler, R (1, 8) OBP: 0.335, SLG: 0.471	1-0 L7			2-3 K		1-1 G5-3			2-1 G6-4-3 1B	4	0	1	0	0	1	0											
Pedro Guerrero, R (1, 3) OBP: 0.337, SLG: 0.431			3-2 L3		0-3 K		0-1 1B		1-1 G6-4-3 1-2f 2-3	4	0	1	0	0	1	2											
Felix Jose, S (1, 9) OBP: 0.307, SLG: 0.383			2-2 G4-3		0-0 G5-3		2-3 K		0-0 1B S	4	1	1	1	0	1	1											
Geronimo Pena, S (1, 4) OBP: 0.385, SLG: 0.333 Mike Perez, R (9, 1) Denny Walling, L (9, PH) Dave Collins, S (9, PR) OBP: 0.382, SLG: 0.255			1-0 G5-3		4-2 BB		1-3 K		3-2 2B 1B 1-H	2	0	0	0	1	1	1											
Ozzie Smith, S (1, 6) OBP: 0.335, SLG: 0.306			2-1 G6-3		0-1 L6		0-0 F8		0-0 1B 2B	4	0	1	0	0	0	2											
Ray Stephens, R (1, 2) OBP: 0.333, SLG: 1.333 Ray Lankford, L (9, PH) OBP: 0.354, SLG: 0.476			0-0 G4-3		0-0 HR		0-3 K		1-0 1B	3	1	1	1	0	1	0											
Bryn Smith, R (1, 1) OBP: 0.287, SLG: 0.285 Tim Sherfill, L (6, 1) Tom Niedenfuer, R (6, 1) Milt Thompson, L (6, PH) Frank DiPino, L (7, 1) Craig Wilson, R (8, PH) José Oquendo, S (9, 4) OBP: 0.358, SLG: 0.324			1-1 G4-3		1-0 L5		1-3 K		2-3 3-H 1B	1	0	0	0	0	0	0											
Inning Stats	R: 0 E: 0 K: 1 S: 6	H: 0 LOB: 0 BB: 0 P: 9	R: 0 E: 0 K: 0 S: 8	H: 0 LOB: 0 BB: 0 P: 14	R: 0 E: 0 K: 0 S: 5	H: 0 LOB: 0 BB: 0 P: 8	R: 0 E: 0 K: 1 S: 12	H: 1 LOB: 0 BB: 0 P: 18	R: 0 E: 0 K: 1 S: 8	H: 0 LOB: 1 BB: 1 P: 12	R: 2 E: 0 K: 0 S: 8	H: 2 LOB: 0 BB: 0 P: 12	R: 0 E: 0 K: 2 S: 11	H: 1 LOB: 1 BB: 0 P: 14	R: 0 E: 0 K: 2 S: 10	H: 0 LOB: 0 BB: 0 P: 14		R: 3 E: 0 K: 0 S: 12	H: 6 LOB: 2 BB: 0 P: 20	1B: 6 2B: 2 3B: 1 HR: 1	SF: 1 SAC: 0 DP: 2 HBP: 0	WP: 0 PB: 0 SB: 1 CS: 0	PA: 35				
PITCHER Terry Mulholland, L (1, 1) ERA: 3.6 Roger McDowell, R (9, 1) ERA: 3.86	IP 8.0	WLS L	BF 29	H 5	R 3	ER 3	SO 7	BB 1	IBB 0	HBP 0	BLK 0	WP 0	HR 1	S 70	P 104	ERA 3.38	WHIP 0.750										
										PITCHER	IP	WLS	BF	H	R	ER	SO	BB	IBB	HBP	BLK	WP	HR	S	P	ERA	WHIP

livebaseballscorecards.com



Batter	1	2	3	4	5	6	7	8	9	10	11	12	AB	R	H	RBI	BB	SO	LOB	TOP																					
Tim Raines, S OBP: 0.376, SLG: 0.390 (1, 7)	F7		F8		6-3		1-3		1-2 IBB		1-3		5	0	0	0	1	0	2																						
Dave Martinez, L OBP: 0.332, SLG: 0.442 (1, 8) (8, 9)	5-3			BB		BB	6-3		K			L6	3	1	1	0	1	0	0																						
Marquis Grissom, R OBP: 0.314, SLG: 0.343 (9, PH) (9, 9)				BB		1B			K				2	0	0	0	0	1	2																						
Delino DeShields, L OBP: 0.378, SLG: 0.405 (1, 4)	4-3					1B			K				3	1	0	0	3	2	0																						
Delino DeShields, L OBP: 0.378, SLG: 0.405 (1, 4)				BB		1B			K																																
Tim Wallach, R OBP: 0.348, SLG: 0.485 (1, 5)		L9				BB			K				4	1	2	1	1	1	2																						
Moises Alou, R OBP: 0.222, SLG: 0.222 (10, PR)						1B			K				0	0	0	0	0	0	0																						
Spike Owen, S OBP: 0.337, SLG: 0.349 (10, 6)						HR	1B		K				1	0	0	0	0	1	1																						
Larry Walker, L OBP: 0.315, SLG: 0.430 (1, 9)						1B			K																																
Steve Frey, R (8, 1)		K							K				4	0	0	0	0	3	5																						
Rolando Roomes, R OBP: 0.230, SLG: 0.329 (10, PH)									K				0	0	0	0	0	0	0																						
Mike Aldrete, L OBP: 0.385, SLG: 0.325 (10, PH)									K				1	0	0	0	0	0	1																						
Bill Sampen, R (10, 1)									K				0	0	0	0	0	0	0																						
Andres Galarraga, R OBP: 0.302, SLG: 0.408 (1, 3)									K				5	1	2	3	0	1	3																						
Andres Galarraga, R OBP: 0.302, SLG: 0.408 (1, 3)									K																																
Mike Fitzgerald, R OBP: 0.367, SLG: 0.397 (1, 2)									K																																
Mike Fitzgerald, R OBP: 0.367, SLG: 0.397 (1, 2)									K				5	0	1	0	0	0	2																						
Tom Foley, L OBP: 0.281, SLG: 0.257 (1, 6) (10, 5)									K				4	0	0	0	1	1	1																						
Tom Foley, L OBP: 0.281, SLG: 0.257 (1, 6) (10, 5)									K																																
Dennis Martinez, R OBP: 0.132, SLG: 0.121 (1, 1)									K				0	0	0	0	0	0	0																						
Jerry Goff, L OBP: 0.344, SLG: 0.300 (7, PH)									K				1	0	0	0	0	1	0																						
Scott Ruskin, R OBP: 0.250, SLG: 0.625 (7, 1)									K				0	0	0	0	0	0	0																						
Mel Rojas, R (7, 1)									K				0	0	0	0	0	0	0																						
Otis Nixon, S OBP: 0.336, SLG: 0.310 (8, 8)									K				1	0	0	0	1	1	0																						
Otis Nixon, S OBP: 0.336, SLG: 0.310 (8, 8)									K																																
Inning Stats	R: 0 E: 0 K: 0 S: 3	H: 0 LOB: 0 BB: 0 P: 3	R: 0 E: 0 K: 1 S: 5	H: 0 LOB: 1 BB: 0 P: 5	R: 0 E: 0 K: 0 S: 4	H: 0 LOB: 1 BB: 0 P: 4	R: 0 E: 0 K: 2 S: 7	H: 0 LOB: 2 BB: 2 P: 15	R: 0 E: 0 K: 0 S: 3	H: 0 LOB: 1 BB: 1 P: 7	R: 4 E: 0 K: 0 S: 6	H: 3 LOB: 0 BB: 1 P: 10	R: 0 E: 0 K: 1 S: 5	H: 0 LOB: 0 BB: 0 P: 5	R: 0 E: 0 K: 3 S: 10	H: 1 LOB: 1 BB: 0 P: 10	R: 0 E: 0 K: 2 S: 7	H: 0 LOB: 2 BB: 2 P: 15	R: 0 E: 0 K: 1 S: 6	H: 1 LOB: 2 BB: 1 P: 10	R: 0 E: 0 K: 1 S: 5	H: 0 LOB: 0 BB: 0 P: 5	R: 0 E: 0 K: 1 S: 4	H: 0 LOB: 1 BB: 1 P: 8	R: 0 E: 0 K: 1 S: 4	H: 0 LOB: 0 BB: 1 P: 8	1B: 5 2B: 0 3B: 0 HR: 1	SF: 0 SAC: 2 DP: 0 HBP: 0	WP: 0 PB: 0 SB: 1 CS: 1	PA: 49											
PITCHER	IP	WLS	BF	H	R	E	SO	BB	IBB	HBP	BLK	WP	HR	S	P	ERA	WHIP																								
Jose De Jesus, R ERA: 3.55 (1, 1)	7.0		29	4	4	4	4	4	4	0	0	0	0	33	49	5.14	1.143																								
Joe Boever, R ERA: 3.44 (8, 1)	1.0		4	1	0	0	3	0	0	0	0	0	0	10	10	0.00	1.000																								
Darrel Akerfelds, R ERA: 3.84 (9, 1)	0.2		4	0	0	0	1	1	1	0	0	0	0	4	12	0.00	1.500																								
Don Carman, L ERA: 4.34 (9, 1)	0.2		3	0	0	0	2	1	0	0	0	0	0	6	10	0.00	1.500																								
Roger McDowell, R ERA: 3.78 (10, 1)	1.2		6	1	0	0	1	0	0	0	0	0	0	8	8	0.00	0.600																								

Montreal Expos @ Philadelphia Phillies
Veterans Stadium, Philadelphia, PA

Fri Sep 21 1990, 7:05 PM EDT
Att. 23,274 - Unknown - 73 F

livebaseballscorecards.com

AB	39
R	4
H	6
RBI	4
BB	8
SO	12
LOB	19



Batter	1	2	3	4	5	6	7	8	9	10	11	12	AB	R	H	RBI	BB	SO	LOB
Lenny Dykstra, L OBP: 0.421, SLG: 0.442	0-0 1-3	0-0 F8			0-0 HR		0-0 FC6-4 1B	4-0 IBB		0-0 5-3		0-0 1B	6	2	2	2	1	0	2
Darren Daulton, L OBP: 0.366, SLG: 0.427	0-0 F7		0-0 L9		0-0 F9		0-0 1B	0-3 K			0-0 4-3		6	0	1	1	0	1	2
Von Hayes, L OBP: 0.375, SLG: 0.419	0-0 1B		0-3 K		0-0 L4		0-0 1B		0-0 4-3		0-0 BB		6	1	3	0	0	1	0
Dale Murphy, R OBP: 0.323, SLG: 0.432	4-0 1B		0-0 CS			0-0 5-3	0-0 5-3		0-0 2B		0-0 P3		5	1	2	0	1	0	3
John Kruk, L OBP: 0.388, SLG: 0.419	0-0 1B		0-0 CS	0-0 1B		0-3 K	4-0 IBB		0-0 L7		4-0 BB		4	0	2	1	2	1	1
Charlie Hayes, R OBP: 0.301, SLG: 0.357	0-0 E6			0-0 F8		0-0 BB	0-0 F8		0-0 6-3		0-0 F2		5	0	1	0	0	0	6
Roger McDowell, R (10, 1)													0	0	0	0	0	0	0
Darrin Fletcher, L OBP: 0.250, SLG: 0.250	1-3 2-H												1	0	0	0	0	0	2
Chuck Malone, R (12, 1)													0	0	0	0	0	0	0
Dickie Thon, R OBP: 0.309, SLG: 0.354	0-3 K			0-0 G6-3		4-0 BB		0-0 SH3-4		0-0 FC3-6		0-0 6-3	5	0	3	0	1	1	2
Mickey Morandini, L OBP: 0.259, SLG: 0.231		0-0 G3		0-0 G6-3		0-3 K		0-0 SH3-4		0-0 B3		0-0 F7	5	0	0	0	0	1	5
Jose De Jesus, R OBP: 0.175, SLG: 0.111					0-3 K							4-0 1B	2	0	0	0	0	2	0
Randy Reese, R OBP: 0.332, SLG: 0.311													1	0	1	0	0	0	0
Joe Soveri, R (8, 1)													0	0	0	0	0	0	0
Louie Meadows, L OBP: 0.250, SLG: 0.143													1	0	0	0	0	0	1
Darrel Akerfeldt, R OBP: 0.167, SLG: 0.167													0	0	0	0	0	0	0
Don Carmari, L OBP: 0.300, SLG: 0.300													0	0	0	0	0	0	0
Dave Hollins, S OBP: 0.283, SLG: 0.366													1	1	0	0	1	0	1

Inning Stats	R: 2	H: 2	E: 1	LOB: 2	K: 1	S: 8	R: 0	H: 0	E: 0	LOB: 0	K: 1	S: 5	R: 0	H: 1	E: 0	LOB: 0	K: 1	S: 5	R: 0	H: 2	E: 0	LOB: 1	K: 0	S: 4	R: 1	H: 1	E: 0	LOB: 0	K: 1	S: 6	R: 0	H: 1	E: 0	LOB: 2	K: 2	S: 8	R: 1	H: 3	E: 0	LOB: 3	K: 0	S: 6	R: 0	H: 1	E: 0	LOB: 2	K: 1	S: 6	R: 0	H: 1	E: 0	LOB: 1	K: 0	S: 4	R: 0	H: 1	E: 0	LOB: 1	K: 0	S: 4	R: 0	H: 1	E: 0	LOB: 1	K: 0	S: 4	R: 1	H: 1	E: 0	LOB: 1	K: 0	S: 3	R: 0	H: 1	E: 0	LOB: 1	K: 0	S: 7	1B: 13	SF: 0	2B: 1	SAC: 1	3B: 0	DP: 1	HR: 1	HBP: 0	WP: 0	PA: 56
--------------	------	------	------	--------	------	------	------	------	------	--------	------	------	------	------	------	--------	------	------	------	------	------	--------	------	------	------	------	------	--------	------	------	------	------	------	--------	------	------	------	------	------	--------	------	------	------	------	------	--------	------	------	------	------	------	--------	------	------	------	------	------	--------	------	------	------	------	------	--------	------	------	------	------	------	--------	------	------	------	------	------	--------	------	------	--------	-------	-------	--------	-------	-------	-------	--------	-------	--------

PITCHER	IP	WLS	BF	H	R	ER	SO	BB	IBB	HBP	BLK	WP	HR	S	P	ERA	WHIP
Dennis Martinez, R ERA: 2.92	6.0		26	7	3	2	6	2	0	0	0	0	1	36	44	3.00	1.500
Scott Ruskin, L ERA: 2.99	0.1		4	3	1	1	0	0	0	0	0	0	0	4	4	27.00	9.000
Mel Rojas, R ERA: 3.38	1.1		7	1	0	0	0	0	2	0	0	0	0	5	13	0.00	0.750
Steve Frey, L ERA: 2.32	1.1		5	1	0	0	1	0	0	0	0	0	0	7	7	0.00	0.750
Bill Sampen, R ERA: 3.13	2.2	L	13	3	1	1	0	2	0	0	0	0	0	11	19	3.38	1.875

Montreal Expos @ Philadelphia Phillies
Veterans Stadium, Philadelphia, PA
Fri Sep 21 1990, 7:05 PM EDT
Att: 23,274 - Unknown - 73 F

AB	48
R	5
H	15
RBI	4
BB	6
SO	7
LOB	25

Batter	1	2	3	4	5	6	7	8	9	AB R H RBI BB SO LOB	TOP																														
Tim Raines, S OBP: 0.377, SLG: 0.389 (1, 7)	1-1 F7		4-1 FC6 BB		3-2 F7		2-3 K		1-1 CS 1B	4 0 1 0 1 1 1																															
Dave Martinez, L OBP: 0.332, SLG: 0.440 (1, 8)	0-0 CS 1B		1-1 FC6 1-2f		0-0 F9			0-0 4-3	1-0 CS 1-2	4 0 1 0 0 0 3																															
Delino DeShields, L OBP: 0.379, SLG: 0.406 (1, 4)	2-3 K 1-2			2-1 F9		1-1 WP E 4-3 1B		2-1 1B 1B		4 1 2 0 0 1 1																															
Tim Wallach, R OBP: 0.348, SLG: 0.484 (1, 5)		0-1 F3		0-0 5-3		1-0 4-3 1-2		0-0 BB 1B		4 0 1 0 0 0 1																															
Larry Walker, L OBP: 0.317, SLG: 0.432 (1, 9)		1-3 K		2-1 2B		1-3 K		4-1 BB 1-2 BB		3 0 1 0 1 2 1																															
Andres Galarraga, R OBP: 0.300, SLG: 0.405 (1, 3)		1-3 K		1-2 6-3		3-1 E6 2-H		3-3 K		4 0 0 0 0 2 4																															
Nelson Santovenia, R OBP: 0.213, SLG: 0.298 (1, 2)			2-3 K		0-0 6-3	1-1 1-3		1-2 6-3		3 0 0 0 0 1 1																															
Mike Fitzgerald, R OBP: 0.366, SLG: 0.395 (8, PH)										1 0 0 0 0 0 3																															
Orlando Mercado, R OBP: 0.290, SLG: 0.322 (8, 2)										0 0 0 0 0 0 0																															
Spike Owen, S OBP: 0.338, SLG: 0.347 (1, 6)			4-0 SH1-4 BB		4-2 2B BB		3-2 F9		2-1 F7	2 1 0 0 2 0 0																															
Scott Anderson, R (1, 1)										0 0 0 0 0 0 0																															
Jerry Goff, L OBP: 0.348, SLG: 0.315 (5, PH)										1 0 1 1 0 0 0																															
Mel Rojas, R (5, 1)										0 0 0 0 0 0 0																															
Otis Nixon, S OBP: 0.336, SLG: 0.308 (7, PH)										1 0 0 0 0 0 0																															
Scott Ruskin, R OBP: 0.250, SLG: 0.625 (7, 1)										0 0 0 0 0 0 0																															
Tim Burke, R OBP: 0.393, SLG: 0.200 (7, 1)										0 0 0 0 0 0 0																															
Mike Aldrete, L OBP: 0.383, SLG: 0.322 (9, PH)										1 0 0 0 0 0 0																															
Inning Stats	R: 0 E: 0 K: 1 S: 6	H: 1 LOB: 0 BB: 0 P: 9	R: 0 E: 0 K: 2 S: 8	H: 0 LOB: 0 BB: 0 P: 10	R: 0 E: 0 K: 1 S: 8	H: 0 LOB: 2 BB: 2 P: 20	R: 0 E: 0 K: 0 S: 8	H: 1 LOB: 1 BB: 0 P: 13	R: 1 E: 0 K: 0 S: 9	H: 1 LOB: 1 BB: 1 P: 17	R: 1 E: 1 K: 1 S: 10	H: 1 LOB: 1 BB: 0 P: 17	R: 0 E: 0 K: 1 S: 9	H: 0 LOB: 0 BB: 0 P: 14	R: 0 E: 0 K: 1 S: 12	H: 2 LOB: 3 BB: 1 P: 22	R: 0 E: 0 K: 0 S: 8	H: 1 LOB: 0 BB: 0 P: 14	1B: 5 2B: 2 3B: 0 HR: 0	SF: 0 SAC: 1 DP: 0 HBP: 0	WP: 1 PB: 0 SB: 0 CS: 2	PA: 38																			
PITCHER	IP	WLS	BF	H	R	ER	SO	BB	IBB	HBP	BLK	WP	HR	S	P	ERA	WHIP							PITCHER	IP	WLS	BF	H	R	ER	SO	BB	IBB	HBP	BLK	WP	HR	S	P	ERA	WHIP
Tommy Greene, R ERA: 5.79 (1, 1)	6.0	W	25	4	2	1	5	3	0	0	0	1	0	49	86	1.50	1.167																								
Darrel Akerfelds, R ERA: 3.79 (7, 1)	1.1		6	2	0	0	1	0	0	0	0	0	0	13	20	0.00	1.500																								
Don Carman, L ERA: 4.34 (8, 1)	0.0		1	0	0	0	0	1	0	0	0	0	0	1	5	∞	∞																								
Joe Boever, R ERA: 3.42 (8, 1)	0.2		2	0	0	0	1	0	0	0	0	0	0	7	11	0.00	0.000																								
Roger McDowell, R ERA: 3.74 (9, 1)	1.0	S	3	1	0	0	0	0	0	0	0	0	0	8	14	0.00	1.000																								

Montreal Expos @ Philadelphia Phillies
Veterans Stadium, Philadelphia, PA
 Sat Sep 22 1990, 7:05 PM EDT
 Att: 17,215 - Unknown

livebaseballscorecards.com

AB	32
R	2
H	7
RBI	1
BB	4
SO	7
LOB	15



Batter	1	2	3	4	5	6	7	8	9
Lenny Dykstra, L OBP: 0.422, SLG: 0.441 (1, 8)	4-2 BB S		0-0 SF9 2-H 1B	1-0 4-3			1-2 E5 1B		
Darren Daulton, L OBP: 0.365, SLG: 0.424 (1, 2)	0-0 F8		1-2 F9 1-3			4-1 BB	2-1 F8		
Von Hayes, L OBP: 0.374, SLG: 0.418 (1, 9)	1-3 K		1-1 SF9 3-H			0-0 F8	2-1 1B 1-3		
Dale Murphy, R OBP: 0.323, SLG: 0.430 (1, 7)	1-3 K 1-2		4-1 2B BB			1-0 F9	0-0 F9		
John Kruk, L OBP: 0.391, SLG: 0.425 (1, 3)		2-1 FC1-6 1B	2-2 2B 1-3			1-0 G3	2-1 1B 1-3		
Dickie Thon, R OBP: 0.309, SLG: 0.353 (1, 6)		2-2 FC1-6 1-2f	0-0 5-3			3-2 L3 1B	0-0 1-3 1-2		
Dave Hollins, S OBP: 0.273, SLG: 0.351 Charlie Hayes, R OBP: 0.301, SLG: 0.357 (1, 5) (9, 5)		2-3 K 1-2		1-3 K		1-0 L3 1-2	2-0 F8		
Mickey Morandini, L OBP: 0.262, SLG: 0.291 Darrel Akerfeldt, R OBP: 0.167, SLG: 0.167 Don Garman, L OBP: 0.300, SLG: 0.300 Joe Boever, R OBP: 0.240, SLG: 0.138 Roger McDowell, R (1, 4) (7, 1) (8, 1) (8, 1) (8, PH) (9, 1)		0-1 F5		1-2 HR		2-1 L5	2-3 K		
Tommy Greene, R OBP: 0.111, SLG: 0.222 Randy Ready, R OBP: 0.330, SLG: 0.310 (1, 1) (7, 4)			3-2 1B 2B	0-0 F5			0-1 F8		

AB	R	H	RBI	BB	SO	LOB
3	1	1	1	1	0	0
3	0	0	0	1	0	3
3	0	1	1	0	1	2
3	0	0	0	1	1	4
4	0	3	0	0	0	1
4	0	1	0	0	0	4
4	0	0	0	0	2	3
0	0	0	0	0	0	0
0	0	0	0	0	0	0
0	0	0	0	0	0	0
1	0	0	0	1	1	1
0	0	0	0	0	0	0
2	1	1	0	0	0	0
1	0	0	0	0	0	0

BOTTOM


Montreal Expos @ Philadelphia Phillies
Veterans Stadium, Philadelphia, PA

Sat Sep 22 1990, 7:05 PM EDT
Att. 17,215 - Unknown

livebaseballscorecards.com

AB	31
R	3
H	8
RBI	3
BB	3
SO	5
LOB	19

WP: 0 PA: 35
PB: 0
SB: 3
CS: 0



Inning Stats		R: 0	H: 0	LOB: 1	K: 2	P: 16	R: 0	H: 1	LOB: 1	K: 1	P: 21	R: 2	H: 3	LOB: 2	K: 0	P: 29	R: 1	H: 1	LOB: 0	K: 1	P: 11	R: 0	H: 0	LOB: 1	K: 0	P: 10	R: 0	H: 1	LOB: 0	K: 0	P: 12	R: 0	H: 1	LOB: 2	K: 0	P: 15	R: 0	H: 1	LOB: 1	K: 1	P: 13
PITCHER	IP	WLS	BF	H	R	ER	SO	BB	IBB	HBP	BLK	WP	HR	S	P	ERA	WHIP																								
Scott Anderson, R ERA: 3.75	(1, 1)	4.0	L	19	5	3	3	4	2	0	0	0	1	51	77	6.75	1.750																								
Mel Rojas, R ERA: 3.19	(5, 1)	2.0		7	1	0	0	1	0	0	0	0	0	10	22	0.00	1.000																								
Scott Ruskin, L ERA: 2.96	(7, 1)	0.2		4	1	0	0	0	0	0	0	0	0	9	14	0.00	1.500																								
Tim Burke, R ERA: 2.69	(7, 1)	1.1		5	1	0	1	0	0	0	0	0	0	8	14	0.00	0.750																								

Batter	1	2	3	4	5	6	7	8	9	10	11	12	13	14	15	16	AB	R	H	RBI	BB	SO	LOB	TOP										
Tim Raines, S <small>OBP: 0.381, SLG: 0.390 (1, 7)</small>																	6	0	3	0	2	0	2											
Dave Martinez, L <small>OBP: 0.328, SLG: 0.435 (1, 8)</small> Steve Frey, R <small>(7, 1)</small> Tom Foley, L <small>OBP: 0.282, SLG: 0.253 (9, 6)</small>																	4	0	0	0	0	0	3											
Delino DeShields, L <small>OBP: 0.380, SLG: 0.403 (1, 4)</small>																	5	0	1	1	2	1	3											
Tim Wallach, R <small>OBP: 0.345, SLG: 0.480 (1, 5)</small>																	7	0	1	0	0	0	6											
Larry Walker, L <small>OBP: 0.312, SLG: 0.425 (1, 9)</small>																	7	0	0	0	0	1	1											
Andres Galarraga, R <small>OBP: 0.303, SLG: 0.408 (1, 3)</small>																	6	0	3	0	1	1	0											
Mike Fitzgerald, R <small>OBP: 0.362, SLG: 0.387 (1, 2)</small>																	6	0	0	0	1	2	4											
<small>Spike Owen, S Tim Birtsas, R Mike Williams, R Moses Malone, R Duke Johnson, R Jerry Cooney, R Maurice Mitchell, R Kevin Gross, R Howard Johnson, R Howard Frazier, R Bill Sempen, R</small>																	3	0	0	0	0	1	0	4										
Oil Can Boyd, R <small>OBP: 0.052, SLG: 0.052 (1, 1)</small> Otis Nixon, S <small>OBP: 0.329, SLG: 0.302 (7, PH) (7, 8)</small>																	1	0	0	0	0	0	0											
Inning Stats	R: 0 E: 0 K: 1 S: 7	H: 0 LOB: 0 BB: 0 P: 14	R: 0 E: 0 K: 1 S: 16	H: 1 LOB: 1 BB: 0 P: 23	R: 0 E: 0 K: 0 S: 14	H: 0 LOB: 2 BB: 2 P: 26	R: 0 E: 0 K: 1 S: 8	H: 1 LOB: 2 BB: 1 P: 18	R: 0 E: 0 K: 0 S: 7	H: 0 LOB: 1 BB: 1 P: 16	R: 0 E: 0 K: 0 S: 8	H: 0 LOB: 0 BB: 0 P: 15	R: 0 E: 0 K: 0 S: 6	H: 0 LOB: 0 BB: 0 P: 12	R: 0 E: 0 K: 1 S: 6	H: 0 LOB: 0 BB: 0 P: 8	R: 0 E: 0 K: 1 S: 8	H: 0 LOB: 0 BB: 0 P: 12	R: 1 E: 0 K: 0 S: 10	H: 2 LOB: 2 BB: 1 P: 18	R: 0 E: 0 K: 0 S: 7	H: 1 LOB: 2 BB: 1 P: 19	R: 0 E: 0 K: 0 S: 6	H: 1 LOB: 1 BB: 1 P: 14	R: 0 E: 0 K: 0 S: 7	H: 0 LOB: 0 BB: 0 P: 16	R: 0 E: 0 K: 0 S: 7	H: 2 LOB: 1 BB: 0 P: 9	1B: 9 2B: 1 3B: 0 HR: 0	SF: 0 SAC: 3 DP: 2 HBP: 0	WP: 1 PB: 0 SB: 2 CS: 0	PA: 65		
PITCHER	IP WLS BF H R ER SO BB IBB HBP BLK WP HR S P ERA WHIP	PITCHER																PITCHER																
Jason Grimsley, R <small>ERA: 3.88 (1, 1)</small>	7.0	29	3	0	0	3	5	0	0	0	0	1	0	66	121	0.00	1.143																	
Steve Ontiveros, R <small>ERA: 1.5 (8, 1)</small>	2.0	6	0	0	0	1	0	0	0	0	0	0	0	12	20	0.00	0.000																	
Joe Boever, R <small>ERA: 3.4 (10, 1)</small>	3.0	14	3	1	1	2	2	0	0	0	0	0	0	35	59	3.00	1.667																	
Darrel Akerfelds, R <small>ERA: 3.76 (13, 1)</small>	0.2	3	1	0	0	0	0	0	0	0	0	0	0	5	11	0.00	1.500																	
Don Carman, L <small>ERA: 4.17 (13, 1)</small>	3.1	W	13	3	0	0	1	1	0	0	0	0	0	22	47	0.00	1.200																	

Montreal Expos @ Philadelphia Phillies
 Veterans Stadium, Philadelphia, PA
 Sun Sep 23 1990, 3:33 AM EDT
 Att. 25,715 - Sunny - 65 F

livebaseballscorecards.com

AB	53
R	1
H	10
RBI	1
BB	9
SO	6
LOB	29



Batter	1	2	3	4	5	6	7	8	9	10	11	12	13	14	15	16	AB	R	H	RBI	BB	SO	LOB	BOTTOM													
Lenny Dykstra, L OBP: 0.420, SLG: 0.438 (1, 8)																	5	0	0	0	2	1	3	Montreal Expos @ Philadelphia Phillies Veterans Stadium, Philadelphia, PA Sun Sep 23 1990, 3:33 AM EDT Att: 25,715 - Sunny - 65 F													
Rod Booker, L OBP: 0.311 Dickie Thon, R OBP: 0.307, SLG: 0.350 (1, 6) (8, PH) (9, 6)																	3	0	0	0	0	0	4														
Von Hayes, L OBP: 0.377, SLG: 0.417 (1, 7)																	4	1	1	0	3	0	0														
John Kruk, L OBP: 0.388, SLG: 0.419 (1, 9) (10, 3)																	6	0	0	0	1	1	3														
Charlie Hayes, R OBP: 0.301, SLG: 0.356 (1, 5)																	7	0	2	1	0	0	1														
Darrin Fletcher, L OBP: 0.200, SLG: 0.200 Sil Campusano, R OBP: 0.267, SLG: 0.313 Tom Nieto, R OBP: 0.267, SLG: 0.154 Dale Murphy, R OBP: 0.324, SLG: 0.429 (1, 2) (7, PH) (8, 2) (9, PH) (10, 9)																	2	0	0	0	0	1	1														
Ricky Jordan, R OBP: 0.272, SLG: 0.354 Darren Daulton, L OBP: 0.363, SLG: 0.421 (1, 3) (9, PH) (10, 2)																	3	0	1	0	0	1	0														
Mickey Morandini, L Wes Chamberlain, R Steve Chilvers, R Louie Meadows, L Joe Sawyer, R Dave Hollins, S Darrin Alford, R Don Lattin, L OBP: 0.270, SLG: 0.288 OBP: 0.168, SLG: 0.233 OBP: 0.183, SLG: 0.233 OBP: 0.231, SLG: 0.130 OBP: 0.167, SLG: 0.167 OBP: 0.273, SLG: 0.273 (1, 4) (7, PH) (8, PH) (9, PH) (10, 1) (12, PH) (13, 1) (13, 1)																		2	0	1	0	0	0		1												
Jason Grimsley, R Randy Ready, R OBP: 0.214, SLG: 0.154 OBP: 0.333, SLG: 0.310 (1, 1) (8, 4)																		2	0	0	0	0	0		2												
Inning Stats	R: 0 E: 0 K: 15	H: 0 LOB: 1 BB: 21	R: 0 E: 0 K: 4	H: 0 LOB: 0 BB: 5	R: 0 E: 0 K: 4	H: 1 LOB: 1 BB: 9	R: 0 E: 0 K: 8	H: 0 LOB: 1 BB: 13	R: 0 E: 0 K: 5	H: 1 LOB: 2 BB: 12	R: 0 E: 0 K: 7	H: 0 LOB: 0 BB: 9	R: 0 E: 0 K: 12	H: 0 LOB: 0 BB: 20	R: 0 E: 0 K: 6	H: 0 LOB: 0 BB: 9	R: 0 E: 0 K: 14	H: 2 LOB: 3 BB: 27	R: 0 E: 0 K: 5	H: 0 LOB: 0 BB: 8	R: 0 E: 0 K: 7	H: 0 LOB: 0 BB: 11	R: 1 E: 0 K: 10		H: 1 LOB: 1 BB: 2	R: 0 E: 0 K: 1	H: 0 LOB: 0 BB: 14	R: 0 E: 0 K: 6	H: 0 LOB: 0 BB: 8	R: 0 E: 0 K: 14	H: 1 LOB: 1 BB: 17	R: 1 E: 0 K: 2	H: 1 LOB: 2 BB: 12	1B: 6 2B: 2 3B: 0 HR: 0	SF: 0 SAC: 0 DP: 2 HBP: 0	WP: 2 PB: 0 SB: 3 CS: 0	PA: 59

PITCHER	IP	WLS	BF	H	R	ER	SO	BB	IBB	HBP	BLK	WP	HR	S	P	ERA	WHIP
Oil Can Boyd, R ERA: 2.75 (1, 1)	6.0		23	2	0	0	2	3	1	0	0	0	0	43	69	0.00	0.833
Steve Frey, L ERA: 2.22 (7, 1)	2.1		9	2	0	0	3	0	0	0	0	0	0	27	42	0.00	0.857
Tim Burke, R ERA: 2.58 (9, 1)	2.2		9	0	0	0	1	1	0	0	0	0	0	17	33	0.00	0.375
Dale Mohorcic, R ERA: 3.38 (12, 1)	1.0		5	1	1	1	0	2	0	0	0	1	0	10	19	9.00	3.000
Kevin Gross, R ERA: 4.54 (13, 1)	3.0		10	1	0	0	3	0	0	0	0	0	0	28	39	0.00	0.333

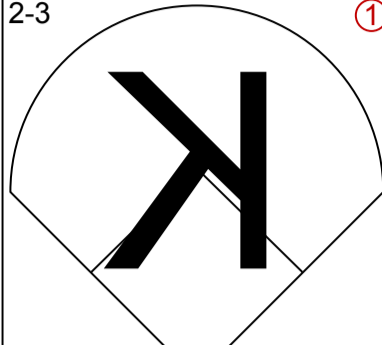
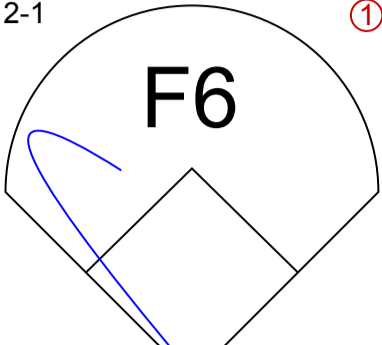
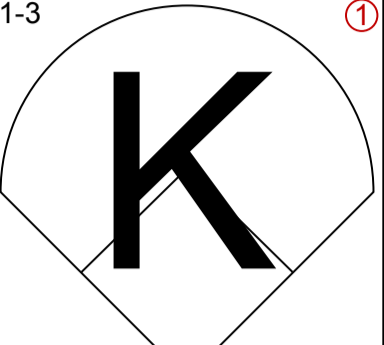
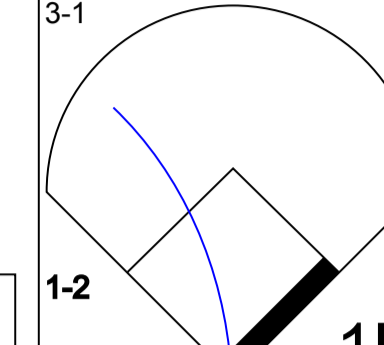
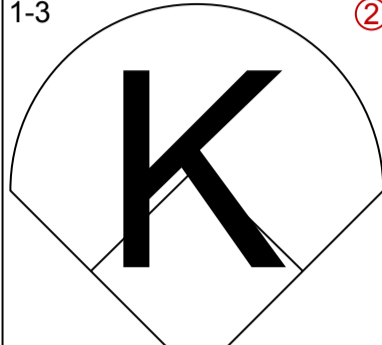
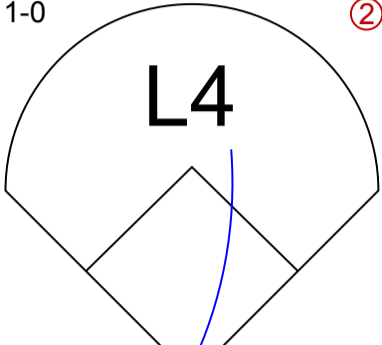
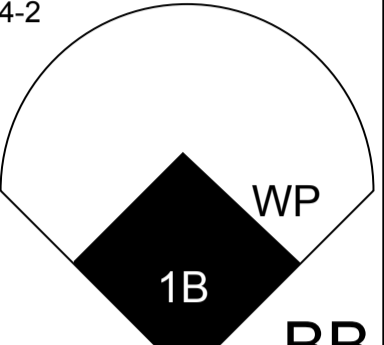
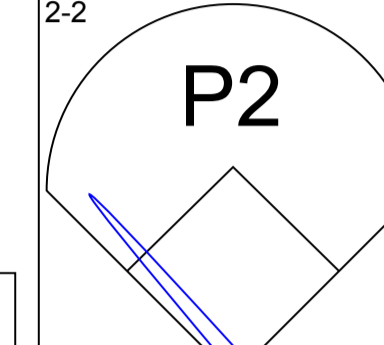
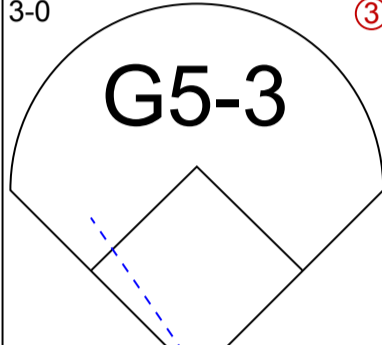
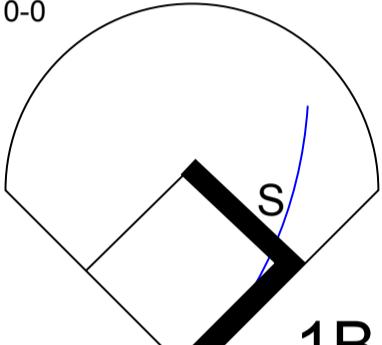
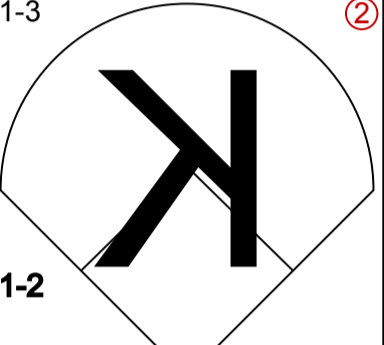

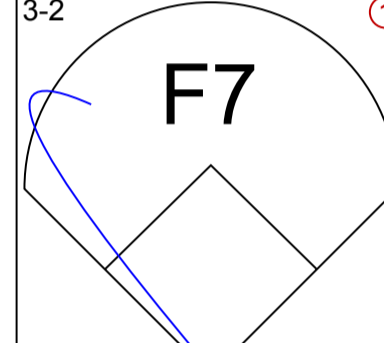
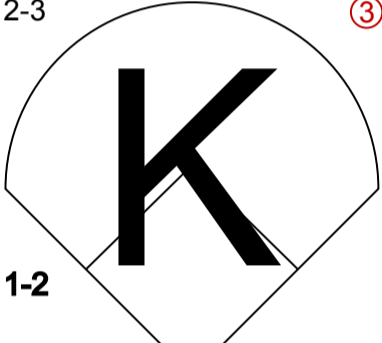
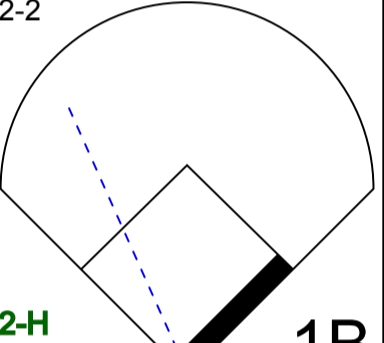

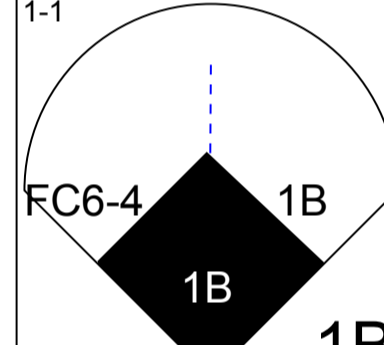
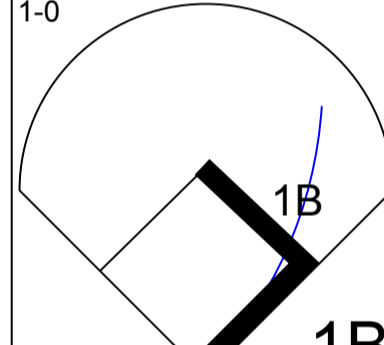
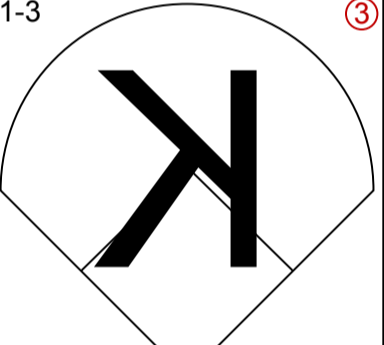

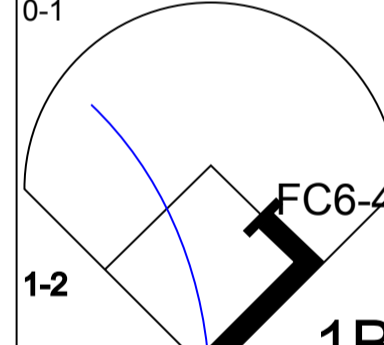
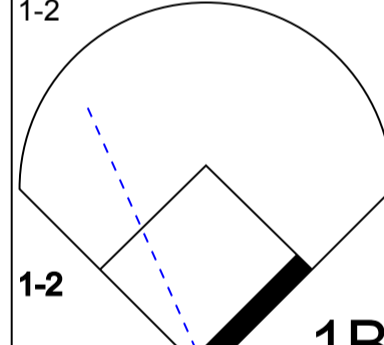
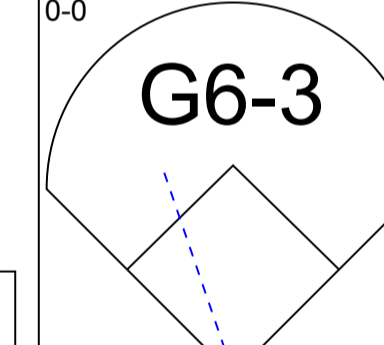
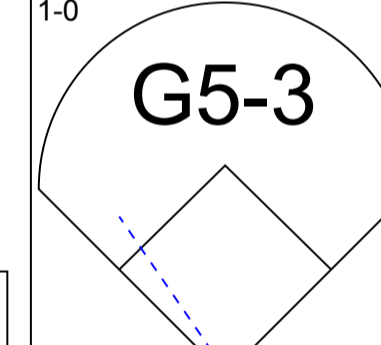
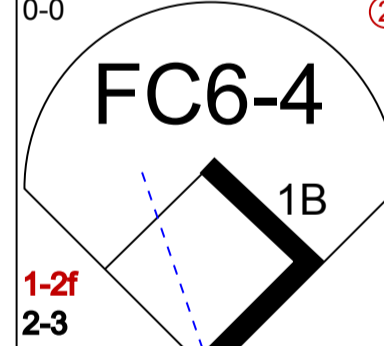
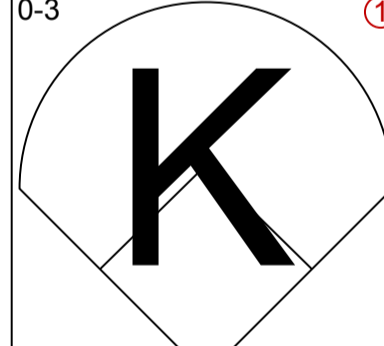
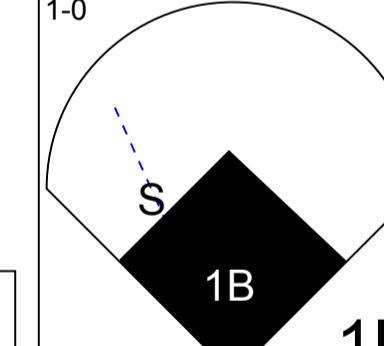
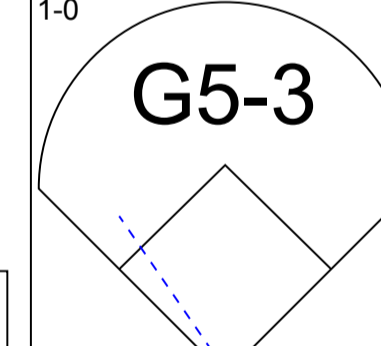
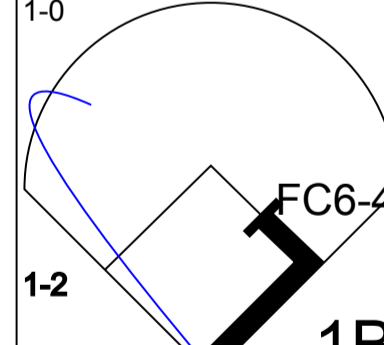
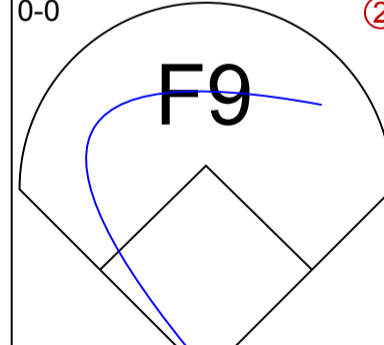
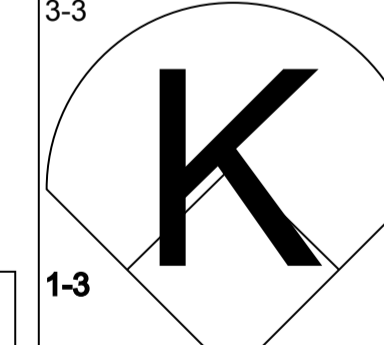
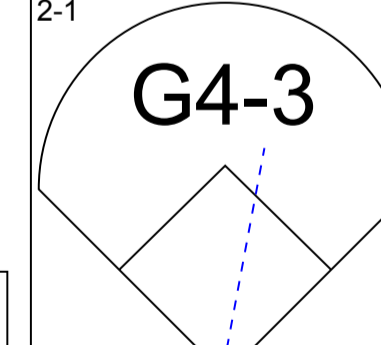
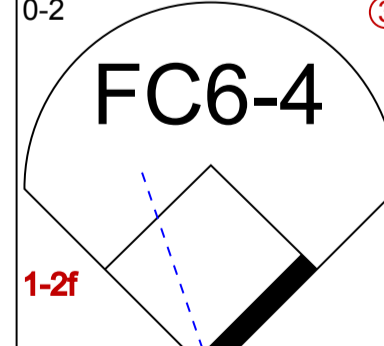
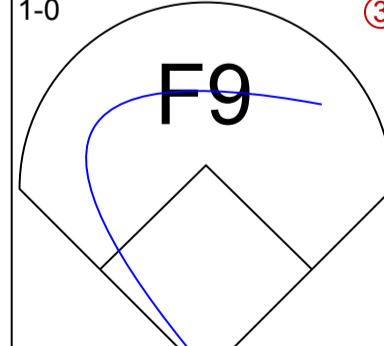
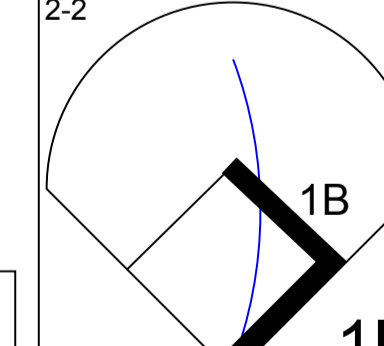
PITCHER	IP	WLS	BF	H	R	ER	SO	BB	IBB	HBP	BLK	WP	HR	S	P	ERA	WHIP
Howard Farmer, R ERA: 7.0 (16, 1)	0.0		L	2	0	1	1	0	1	1	0	0	0	1	9	∞	∞
Bill Sampen, R ERA: 3.13 (16, 1)	0.0		1	1	0	0	0	0	0	0	0	0	0	1	3	∞	∞



Batter	1	2	3	4	5	6	7	8	9	AB R H RBI BB SO LOB	TOP	
Tim Raines, S (1, 7) OBP: 0.378, SLG: 0.387 C B B X	2-1 F9		2-1 G5-3			1-0 G6-3		3-2 G5-3		4 0 0 0 0 0 2	Montreal Expos @ Philadelphia Phillies Veterans Stadium, Philadelphia, PA Mon Sep 24 1990, 7:05 PM EDT Att. 11,527 - Unknown - 65 F livebaseballscorecards.com	
Delino DeShields, L (1, 4) OBP: 0.379, SLG: 0.402 F X	0-1 G3			2-1 1B		0-1 G4-3		3-2 G6-3	4 0 1 0 0 0 0			
Andres Galarraga, R (1, 3) OBP: 0.301, SLG: 0.405 B F B X	2-1 F9			1-1 P2		1-1 P4		1-3 K	4 0 0 0 0 1 1			
Tim Wallach, R (1, 5) OBP: 0.343, SLG: 0.476 X		0-0 G6-3		2-0 G6-3		0-1 G4-3		0-0 F8	4 0 0 0 0 0 1			
Marquis Grissom, R (1, 9) OBP: 0.314, SLG: 0.339 B B T T B X		2-2 P3		1-3 K		2-2 P3			3 0 0 0 0 1 1			
Otis Nixon, S (1, 8) OBP: 0.325, SLG: 0.298 Dale Mohorcic, R (7, 1) OBP: 0.125, SLG: 0.125 X		0-0 B1-3			1-1 P2		1-0 F7		3 0 0 0 0 0 0 0 0 0 0 0 0 0			
Orlando Mercado, R (1, 2) OBP: 0.291, SLG: 0.323 C X			0-1 L7		0-0 1B		2-1 F8		3 0 1 0 0 0 0			
Spike Owen, S (1, 6) OBP: 0.339, SLG: 0.350 X		0-0 2B		3-2 F8		1-1 FC5-4 1B		3 0 2 0 0 0 1				
Brian Barnes, L (1, 1) Moises Alou, R (7, 8) OBP: 0.200, SLG: 0.200 B S B S C			2-3 K		0-3 K		0-0 FC5-4 1-2f		2 0 0 0 0 2 2 1 0 0 0 0 0 1			
Inning Stats	R: 0 H: 0 E: 0 LOB: 0 K: 0 BB: 0 S: 6 P: 10	R: 0 H: 0 E: 0 LOB: 0 K: 0 BB: 0 S: 5 P: 7	R: 0 H: 1 E: 0 LOB: 1 K: 1 BB: 0 S: 8 P: 12	R: 0 H: 1 E: 0 LOB: 1 K: 1 BB: 0 S: 8 P: 14	R: 0 H: 1 E: 0 LOB: 1 K: 1 BB: 0 S: 9 P: 13	R: 0 H: 0 E: 0 LOB: 0 K: 0 BB: 0 S: 5 P: 7	R: 0 H: 0 E: 0 LOB: 0 K: 0 BB: 0 S: 7 P: 10	R: 0 H: 1 E: 0 LOB: 1 K: 0 BB: 0 S: 8 P: 14	R: 0 H: 0 E: 0 LOB: 0 K: 1 BB: 0 S: 9 P: 13	1B: 3 SF: 0 2B: 1 SAC: 0 3B: 0 DP: 0 HR: 0 HBP: 0	WP: 0 PA: 31 PB: 0 SB: 1 CS: 0	
PITCHER Pat Combs, L (1, 1) ERA: 4.03	IP 9.0 WLS W BF 31 H 4 R 0 ER 0 SO 4 BB 0 IBB 0 HBP 0 BLK 0 WP 0 HR 0 S 65 P 100 ERA 0.00 WHIP 0.444											PITCHER IP WLS BF H R ER SO BB IBB HBP BLK WP HR S P ERA WHIP

AB	31
R	0
H	4
RBI	0
BB	0
SO	4
LOB	9



Batter	1	2	3	4	5	6	7	8	9	AB	R	H	RBI	BB	SO	LOB	
Sil Campusano, R OBP: 0.266, SLG: 0.310 (1, 8)										4	0	1	0	0	2	0	
Randy Ready, R OBP: 0.332, SLG: 0.305 (1, 4)										3	1	0	0	1	1	2	
Charlie Hayes, R OBP: 0.301, SLG: 0.355 (1, 5)										4	0	1	0	0	1	1	
Dale Murphy, R OBP: 0.324, SLG: 0.428 (1, 9)										4	0	1	1	0	2	1	
Ricky Jordan, R OBP: 0.275, SLG: 0.356 (1, 3)										4	1	2	0	0	1	1	
Dickie Thon, R OBP: 0.308, SLG: 0.352 (1, 6)											4	0	2	0	0	0	
Wes Chamberlain, R OBP: 0.200, SLG: 0.316 (1, 7)											4	1	1	0	0	1	4
Tom Nieto, R OBP: 0.265, SLG: 0.167 (1, 2)											4	0	1	1	0	1	3
Pat Combs, L OBP: 0.197, SLG: 0.190 (1, 1)										3	0	1	1	0	0	4	

Inning Stats	R: 0	H: 0	E: 0	K: 2	S: 8	LOB: 0	BB: 0	P: 14
R: 1	H: 3	E: 0	K: 0	S: 12	LOB: 2	BB: 0	P: 17	
R: 0	H: 1	E: 0	K: 1	S: 7	LOB: 1	BB: 0	P: 12	
R: 0	H: 2	E: 0	K: 1	S: 9	LOB: 2	BB: 0	P: 12	
R: 1	H: 1	E: 0	K: 3	S: 15	LOB: 1	BB: 1	P: 24	
R: 1	H: 3	E: 0	K: 1	S: 13	LOB: 2	BB: 0	P: 24	
R: 0	H: 0	E: 0	K: 1	S: 6	LOB: 0	BB: 0	P: 7	
R: 0	H: 0	E: 0	K: 0	S: 4	LOB: 0	BB: 0	P: 8	

BOTTOM

Montreal Expos @ Philadelphia Phillies
Veterans Stadium, Philadelphia, PA
 Mon Sep 24 1990, 7:05 PM EDT
 Att: 11,527 - Unknown - 65 F

livebaseballscorecards.com

AB	34
R	3
H	10
RBI	3
BB	1
SO	9
LOB	16



PITCHER	IP	WLS	BF	H	R	ER	SO	BB	IBB	HBP	BLK	WP	HR	S	P	ERA	WHIP
Brian Barnes, L ERA: 3.79 (1, 1)	6.0	L	29	10	3	3	8	1	0	0	0	1	0	64	103	4.50	1.833
Dale Mohorcic, R ERA: 3.24 (7, 1)	2.0		6	0	0	0	1	0	0	0	0	0	0	10	15	0.00	0.000

Batter	1	2	3	4	5	6	7	8	9	AB R H RBI BB SO LOB	TOP	
Bernard Gilkey, R (1, 7) OBP: 0.333, SLG: 0.405	2-2 SF8 3B		0-0 L9			1-2 G6-3			2-2 2B	4 1 2 0 0 0 0		
Geronimo Pena, S (1, 4) OBP: 0.345, SLG: 0.308 Ray Lankford, L (8, 8) OBP: 0.345, SLG: 0.455	0-0 SF8			0-0 F8			0-2 F9		1-3 K	2 0 0 1 0 0 0 1 0 0 0 0 1 1		
Felix Jose, S (1, 8) OBP: 0.309, SLG: 0.383 (8, 9)	3-H 1-2 P4			1-2 G4-3			3-2 G5-3			3 0 0 0 0 0 0		
Pedro Guerrero, R (1, 3) OBP: 0.336, SLG: 0.427 Rod Brewer, L (9, 3)	2-2 L8			0-0 G6-3			2-2 L4			3 0 0 0 0 0 0 0 0 0 0 0 0 0		
Rex Hudler, R (1, 5) OBP: 0.325, SLG: 0.453 Mike Perez, R (8, 1) Ken Dayley, L (9, 1)		1-1 G5-3			0-2 P3		0-2 F7			3 0		
Craig Wilson, R (1, 9) OBP: 0.308, SLG: 0.282 (8, 5)		0-2 P8			0-0 F7		0-1 G5-3			3 0 0 0 0 0 0		
Ozzie Smith, S (1, 6) OBP: 0.332, SLG: 0.303		1-0 G6-3			0-0 G6-3		1-0 F7			3 0 0 0 0 0 0		
Ray Stephens, R (1, 2) OBP: 0.167, SLG: 0.667			1-0 G4-3			1-1 L9			1-2 G3-1	3 0 0 0 0 0 0		
Joe Magrane, R (1, 1) OBP: 0.175, SLG: 0.167 José Oquendo, S (8, 4) OBP: 0.353, SLG: 0.319			1-3 K			3-2 F9			1-1 G6-3	2 0 0 0 0 1 0 1 0 0 0 0 0 0		
Inning Stats	R: 1 H: 1 E: 0 LOB: 0 K: 0 BB: 0 S: 13 P: 18	R: 0 H: 0 E: 0 LOB: 0 K: 0 BB: 0 S: 6 P: 8	R: 0 H: 0 E: 0 LOB: 0 K: 1 BB: 0 S: 5 P: 7	R: 0 H: 0 E: 0 LOB: 0 K: 0 BB: 0 S: 5 P: 6	R: 0 H: 0 E: 0 LOB: 0 K: 0 BB: 0 S: 5 P: 5	R: 0 H: 0 E: 0 LOB: 0 K: 0 BB: 0 S: 8 P: 13	R: 0 H: 0 E: 0 LOB: 0 K: 0 BB: 0 S: 11 P: 16	R: 0 H: 0 E: 0 LOB: 0 K: 0 BB: 0 S: 9 P: 10	R: 0 H: 1 E: 0 LOB: 1 K: 1 BB: 0 S: 12 P: 17	1B: 0 SF: 1 2B: 1 SAC: 0 3B: 1 DP: 0 HR: 0 HBP: 0	WP: 0 PA: 29 PB: 0 SB: 0 CS: 0	
PITCHER Terry Mulholland, L (1, 1) ERA: 3.46	IP WLS BF H R ER SO BB IBB HBP BLK WP HR S P ERA WHIP	9.0 L 29 2 1 1 2 0 0 0 0 0 0 0 74 100 1.00 0.222										

St. Louis Cardinals @ Philadelphia Phillies
Veterans Stadium, Philadelphia, PA

Tue Sep 25 1990, 7:05 PM EDT
Att: 13,615 - Unknown

livebaseballscorecards.com

AB	28
R	1
H	2
RBI	1
BB	0
SO	2
LOB	1



Batter	1	2	3	4	5	6	7	8	9	AB	R	H	RBI	BB	SO	LOB
Sil Campusano, R OBP: 0.286, SLG: 0.342 (1, 8)	2-1 1B E 1B	1-1 P2			1-1 FC1-6 2B		1-0 P9		0-1 FC5-4 1B	5	0	3	0	0	0	2
Randy Ready, R OBP: 0.329, SLG: 0.303 (1, 4)	1-0 P3		1-0 G5-3		1-2 F7		0-1 FC5-4 1B		0-0 FC5-4 1-2f	5	0	1	0	0	0	3
Charlie Hayes, R OBP: 0.299, SLG: 0.352 (1, 5)	2-1 E5 1B 1-2		3-2 P4		1-1 FC1-6 2-3		2-1 FC5-4 1-2f			4	0	0	0	0	0	3
Dale Murphy, R OBP: 0.323, SLG: 0.426 (1, 9)	1-0 1-3 2-H 1B		0-0 L8		3-2 P9			2-3 K		4	0	1	0	0	1	1
Ricky Jordan, R OBP: 0.275, SLG: 0.354 (1, 3)	1-2 G6-3			0-0 G5-3		1-0 F8		1-2 L6-4 BB 1B		4	0	1	0	0	0	2
Louie Meadows, L OBP: 0.231, SLG: 0.130 (8, PR)										0	0	0	0	0	0	0
John Kruk, L OBP: 0.388, SLG: 0.419 (9, 3)										0	0	0	0	0	0	0
Darren Daulton, L OBP: 0.364, SLG: 0.419 (1, 2)		0-2 G4-3		2-2 F7		4-2 FC5-4 BB		4-1 1-2 BB		2	0	0	0	2	0	0
Dickie Thon, R OBP: 0.310, SLG: 0.353 (1, 6)		0-0 S 1B 1B		0-0 1B 1B		0-0 F8		2-1 L6-4 2-3		4	0	2	0	0	0	3
Wes Chamberlain, R OBP: 0.261, SLG: 0.364 (1, 7)		1-0 S 1B		0-0 1B 1B		0-1 FC5-4 1-2f										
Rod Booker, L OBP: 0.321, SLG: 0.311 (9, PH)		1-2 S 1B		1-2 1B												
Dave Hollins, S OBP: 0.277, SLG: 0.354 (9, PH)		0-3 K 1-2 2-3		1-1 F8												
Terry Mulholland, R OBP: 0.100, SLG: 0.102 (1, 1)																
Von Hayes, L OBP: 0.376, SLG: 0.416 (9, PH)																

Inning Stats	R: 0	H: 2	E: 1	K: 0	S: 10	LOB: 2	BB: 0	P: 17	R: 0	H: 2	E: 0	K: 1	S: 12	LOB: 2	BB: 0	P: 14	R: 0	H: 0	E: 0	K: 0	S: 6	LOB: 0	BB: 0	P: 10	R: 0	H: 2	E: 0	K: 0	S: 8	LOB: 2	BB: 0	P: 11	R: 0	H: 1	E: 0	K: 0	S: 10	LOB: 1	BB: 0	P: 16	R: 0	H: 0	E: 0	K: 0	S: 6	LOB: 1	BB: 1	P: 11	R: 0	H: 1	E: 0	K: 1	S: 8	LOB: 1	BB: 0	P: 11	R: 0	H: 1	E: 0	K: 1	S: 9	LOB: 2	BB: 1	P: 18	R: 0	H: 1	E: 0	K: 1	S: 8	LOB: 1	BB: 0	P: 12	1B: 9	SF: 0	2B: 2	SAC: 0	3B: 0	DP: 1	HR: 0	HBP: 0	WP: 0	PA: 38
--------------	------	------	------	------	-------	--------	-------	-------	------	------	------	------	-------	--------	-------	-------	------	------	------	------	------	--------	-------	-------	------	------	------	------	------	--------	-------	-------	------	------	------	------	-------	--------	-------	-------	------	------	------	------	------	--------	-------	-------	------	------	------	------	------	--------	-------	-------	------	------	------	------	------	--------	-------	-------	------	------	------	------	------	--------	-------	-------	-------	-------	-------	--------	-------	-------	-------	--------	-------	--------

PITCHER	IP	WLS	BF	H	R	ER	SO	BB	IBB	HBP	BLK	WP	HR	S	P	ERA	WHIP
Joe Magrane, L ERA: 3.64 (1, 1)	7.0	W	30	8	0	0	2	1	0	0	0	0	0	60	90	0.00	1.286
Mike Perez, R ERA: 0.84 (8, 1)	1.0		4	1	0	0	1	1	0	0	0	0	0	9	18	0.00	2.000
Ken Dayley, L ERA: 2.97 (9, 1)	1.0	S	4	1	0	0	1	0	0	0	0	0	0	8	12	0.00	1.000

BOTTOM

St. Louis Cardinals @ Philadelphia Phillies
Veterans Stadium, Philadelphia, PA
 Tue Sep 25 1990, 7:05 PM EDT
 Att. 13,615 - Unknown

livebaseballscorecards.com

AB	36
R	0
H	10
RBI	0
BB	2
SO	4
LOB	19



Batter	1	2	3	4	5	6	7	8	9	AB R H RBI BB SO LOB	TOP														
Bernard Gilkey, R (1, 7) OBP: 0.340, SLG: 0.415	4-0 FC4-6 BB	0-3 K			0-0 F9	0-0 F8		0-0 1B 2B		4 1 1 0 1 1 2															
Ozzie Smith, S (1, 6) OBP: 0.331, SLG: 0.301	0-0 FC4-6		0-0 L3		0-3 K		4-0 F8 1B BB	0-0 1-3		3 0 0 0 1 1 1 1 1 0 0 0 0 2															
Tim Jones, L (7, PR) OBP: 0.286, SLG: 0.316	1-2f																								
Ray Lankford, L (1, 8) OBP: 0.363, SLG: 0.455	0-0 P6		4-0 5-3 2B BB		0-0 S 1B		4-0 1-2 1B BB	4-0 1B BB		2 1 1 0 3 0 1															
Pedro Guerrero, R (1, 3) OBP: 0.336, SLG: 0.425	0-0 F9		0-0 5-3		1-0 HBP		0-0 F8	0-0 1-3 2-H 3-H 1B		2 0 0 0 0 0 2 2 0 1 2 0 0 2															
Rod Brewer, L (5, 3) OBP: 0.125, SLG: 0.125			1-2		1-2		2-3																		
Felix Jose, S (1, 9) OBP: 0.310, SLG: 0.386		0-0 F7	0-0 1B 2B		0-3 K		0-0 1-2 3-H 1B	0-0 L9		5 1 2 2 0 1 4															
Todd Zeile, R (1, 5) OBP: 0.332, SLG: 0.405		0-0 HR	0-0 2-H 1B			4-0 CS BB BB	0-3 K		0-0 FC2-6 1B	4 1 3 2 1 1 2															
Geronimo Pena, S (1, 4) OBP: 0.364, SLG: 0.286		4-0 E 2B BB	0-0 CS	0-0 L9		4-0 WP CS 1B BB	0-3 K		0-0 FC2-6	2 2 0 0 2 1 2 1 0 0 0 0 0 1															
José Oquendo, S (8, 4) OBP: 0.352, SLG: 0.318			1-2						1-2f																
Tom Pagnozzi, R (1, 2) OBP: 0.315, SLG: 0.351		0-0 F9 1-H 2B		0-0 L9		0-3 K		0-0 2B 1B	0-3 K	5 1 2 1 0 2 3															
Bryn Smith, R (1, 1) OBP: 0.263, SLG: 0.270		0-0 F9		0-0 6-3		0-0 1B		0-3 K	0-3 K	3 0 1 1 0 0 1 1 0 0 0 0 1 1 1 0 0 0 0 1 1															
Craig Wilson, R (8, PH) OBP: 0.306, SLG: 0.279																									
Frank DiPino, L (8, 1) OBP: 0.250, SLG: 0.500		2-3																							
Inning Stats	R: 0 E: 0 K: 0 S: 3	H: 0 LOB: 1 BB: 1 P: 7	R: 2 E: 1 K: 1 S: 7	H: 2 LOB: 1 BB: 1 P: 11	R: 2 E: 0 K: 0 S: 4	H: 2 LOB: 0 BB: 1 P: 8	R: 0 E: 0 K: 0 S: 3	H: 0 LOB: 0 BB: 0 P: 3	R: 0 E: 0 K: 2 S: 8	H: 1 LOB: 2 BB: 0 P: 9	R: 1 E: 0 K: 1 S: 5	H: 1 LOB: 1 BB: 2 P: 13	R: 1 E: 0 K: 2 S: 8	H: 1 LOB: 2 BB: 2 P: 16	R: 2 E: 0 K: 1 S: 8	H: 3 LOB: 2 BB: 1 P: 12	R: 0 E: 0 K: 2 S: 8	H: 1 LOB: 1 BB: 0 P: 8	1B: 7 2B: 4 3B: 0 HR: 1	SF: 0 SAC: 0 DP: 1 HBP: 1	WP: 1 PB: 0 SB: 1 CS: 3	PA: 46			
PITCHER	IP	WLS	BF	H	R	ER	SO	BB	IBB	HBP	BLK	WP	HR	S	P	ERA	WHIP								
Jose De Jesus, R (1, 1) ERA: 3.7	5.0	L	23	5	4	4	3	3	0	1	0	0	1	25	38	7.20	1.600								
Chuck Malone, R (6, 1) ERA: 4.26	1.0		6	1	2	2	1	3	0	0	0	1	0	5	17	18.00	4.000								
Bruce Ruffin, L (7, 1) ERA: 5.38	2.0		12	4	2	2	3	2	0	0	0	0	0	16	24	9.00	3.000								
Chuck McElroy, L (9, 1) ERA: 5.25	1.0		4	1	0	0	2	0	0	0	0	0	0	8	8	0.00	1.000								

St. Louis Cardinals @ Philadelphia Phillies
Veterans Stadium, Philadelphia, PA

Wed Sep 26 1990, 7:05 PM EDT
Att. 12,443 - Unknown - 65 F

livebaseballscorecards.com

AB	36
R	8
H	11
RBI	8
BB	8
SO	9
LOB	25



Batter	1	2	3	4	5	6	7	8	9	AB R H RBI BB SO LOB	BOTTOM
Lenny Dykstra, L (1, 8) OBP: 0.418, SLG: 0.435	0-0 F9		0-0 4-3			0-0 5-3			0-0 4-3	4 0 0 0 0 0 0	St. Louis Cardinals @ Philadelphia Phillies Veterans Stadium, Philadelphia, PA Wed Sep 26 1990, 7:05 PM EDT Att: 12,443 - Unknown - 65 F
Darren Daulton, L (1, 2) OBP: 0.365, SLG: 0.420	0-0 BB 1B		0-0 F7			0-0 G4-6-3 1B			0-0 1-3	4 0 2 0 0 0 0	
Von Hayes, L (1, 7) OBP: 0.375, SLG: 0.413	4-0 G5-4-3 1-2 BB		0-0 L3			0-0 G4-6-3 1-2f			0-0 F7	3 0 0 0 1 0 1	
Dale Murphy, R (1, 9) OBP: 0.322, SLG: 0.424	0-0 G5-4-3 1-2f			0-3 K					0-0 5-3	3 0 0 0 0 1 2	
John Kruk, L (1, 3) OBP: 0.388, SLG: 0.418		0-0 L7		0-0 G5-4-3 1B					0-0 F7	3 0 1 0 0 0 0	
Charlie Hayes, R (1, 5) OBP: 0.299, SLG: 0.352		0-0 3-1 1B 1B		0-0 G5-4-3 1-2f					0-0 L7	3 1 1 0 0 0 1	
Rod Booker, L (1, 6) OBP: 0.314, SLG: 0.304		0-0 3-1 1-2			0-3 K				0-3 K	3 0 0 0 0 2 1	
Mickey Morandini, L (1, 4) OBP: 0.273, SLG: 0.300		0-0 2-H 1B			0-0 1-3				0-0 6-3	3 0 1 1 0 0 0	
Jose De Jesus, R (1, 1) Darrin Fletcher, L (5, PH) Chuck Malone, R (6, 1) Bruce Ruffin, S (7, 1) Dave Hollins, S (8, PH) Chuck McElroy, L (9, 1)		0-0 G3			0-0 F8				0-3 K	1 0 0 0 0 0 1 1 0 1 0 0 0 0 1 0 0 0 0 0 0 0 0	
Inning Stats	R: 0 H: 1 E: 0 LOB: 1 K: 0 BB: 1 S: 3 P: 7	R: 1 H: 2 E: 0 LOB: 1 K: 0 BB: 0 S: 5 P: 5	R: 0 H: 0 E: 0 LOB: 0 K: 0 BB: 0 S: 3 P: 3	R: 0 H: 1 E: 0 LOB: 0 K: 1 BB: 0 S: 5 P: 5	R: 0 H: 0 E: 0 LOB: 0 K: 1 BB: 0 S: 5 P: 5	R: 0 H: 1 E: 0 LOB: 0 K: 0 BB: 0 S: 3 P: 3	R: 0 H: 0 E: 0 LOB: 0 K: 0 BB: 0 S: 3 P: 3	R: 0 H: 0 E: 0 LOB: 0 K: 2 BB: 0 S: 7 P: 7	R: 0 H: 0 E: 0 LOB: 0 K: 0 BB: 0 S: 3 P: 3	1B: 5 SF: 0 2B: 0 SAC: 0 3B: 0 DP: 3 HR: 0 HBP: 0	
PITCHER	IP WLS BF H R ER SO BB IBB HBP BLK WP HR S P ERA WHIP										
Bryn Smith, R (1, 1) ERA: 4.22	7.0 W 24 H 5 R 1 ER 1 SO 2 BB 1 IBB 0 HBP 0 BLK 0 WP 0 HR 0 S 27 P 31 ERA 1.29 WHIP 0.857										
Frank DiPino, L (8, 1) ERA: 4.5	2.0 W 6 H 0 R 0 ER 0 SO 2 BB 0 IBB 0 HBP 0 BLK 0 WP 0 HR 0 S 10 P 10 ERA 0.00 WHIP 0.000										

livebaseballscorecards.com

AB	29
R	1
H	5
RBI	1
BB	1
SO	4
LOB	6



Batter	1	2	3	4	5	6	7	8	9
Lenny Dykstra, L OBP: 0.418, SLG: 0.434 (1, 8)	4-1 1B BB SF8	1-1 SF7		4-1 BB			1-0 G4-3		
Darren Daulton, L OBP: 0.366, SLG: 0.419 (1, 2)	4-2 1B BB 1-2	0-1 3-H 2B 1B		2-1 G4-3			2-1 G4-3		
John Kruk, L OBP: 0.386, SLG: 0.419 (1, 7)	0-3 K	2-0 1-H 2-H 2B			2-1 G4-3			3-3 K	
Dale Murphy, R OBP: 0.321, SLG: 0.423 (1, 9)	2-0 1-2 2-3 1B	3-3 K			1-3 K			0-0 F7	
Charlie Hayes, R OBP: 0.297, SLG: 0.351 Dave Hollins, S OBP: 0.272, SLG: 0.347 (1, 5) (6, 5)	2-0 SF8		0-0 G5-3			0-0 P6		2-2 G6-3	
Ricky Jordan, R OBP: 0.275, SLG: 0.354 (1, 3)	1-1 P6		2-2 G6-4-3 1B			0-0 G5-3			
Dickie Thon, R OBP: 0.308, SLG: 0.351 (1, 6)		0-1 E1 1B S SF7		1-0 G6-4-3 1-2f		2-2 G5-3			
Mickey Morandini, L OBP: 0.261, SLG: 0.286 (1, 4)		2-0 P6		2-1 G3		0-0 G3			
Tommy Greene, R OBP: 0.182, SLG: 0.273 Louie Meadows, L OBP: 0.222, SLG: 0.125 Joe Boever, R (8, 1)		2-1 1B 2B 1B		3-3 K			1-0 F9		

Inning Stats	R: 1	H: 1	E: 0	K: 1	S: 10	R: 3	H: 3	E: 1	K: 1	S: 13	R: 0	H: 1	E: 0	K: 0	S: 6	R: 0	H: 0	E: 0	K: 1	S: 8	R: 0	H: 0	E: 0	K: 1	S: 6	R: 0	H: 0	E: 0	K: 0	S: 4	R: 0	H: 0	E: 0	K: 1	S: 12
	LOB: 2	BB: 2	P: 23	LOB: 1	BB: 0	P: 23	LOB: 0	BB: 0	P: 9	LOB: 1	BB: 1	P: 19	LOB: 0	BB: 0	P: 9	LOB: 0	BB: 0	P: 8	LOB: 0	BB: 0	P: 8	LOB: 0	BB: 0	P: 17											

PITCHER	IP	WLS	BF	H	R	ER	SO	BB	IBB	HBP	BLK	WP	HR	S	P	ERA	WHIP
Jose DeLeon, R ERA: 4.43 (1, 1)	1.2	L	12	4	4	1	1	2	0	0	0	0	0	20	40	5.40	3.600
Omar Olivares, R ERA: 2.98 (2, 1)	5.1		17	1	0	0	3	1	0	0	0	0	0	33	59	0.00	0.375
Mike Perez, R ERA: 0.77 (8, 1)	1.0		3	0	0	0	1	0	0	0	0	0	0	12	17	0.00	0.000


BOTTOM

AB R H RBI BB SO LOB

1	1	0	1	2	0	0
3	1	1	0	1	0	1
4	0	1	2	0	2	2
4	0	1	0	0	2	1
2	0	0	1	0	0	0
1	0	0	0	0	0	0
3	0	1	0	0	0	2
3	1	0	0	0	0	1
3	0	0	0	0	0	1
2	1	1	0	0	1	0
1	0	0	0	0	0	0
0	0	0	0	0	0	0

WP: 0 PA: 32
PB: 0
SB: 1
CS: 0

AB 27
R 4
H 5
RBI 4
BB 3
SO 5
LOB 8



St. Louis Cardinals @ Philadelphia Phillies
Veterans Stadium, Philadelphia, PA

Thu Sep 27 1990, 7:05 PM EDT
Att: 9,119 - Unknown

livebaseballscorecards.com

Batter	1	2	3	4	5	6	7	8	9	AB R H RBI BB SO LOB	TOP											
Lenny Dykstra, L OBP: 0.418, SLG: 0.439 (1, 8)	1-0 G3	3-1 G5-3			1-0 HR		2-2 FC6-4 1B		1-2 G6-3	5 1 2 1 0 0 1												
Darrin Fletcher, L OBP: 0.200, SLG: 0.267 (1, 2)	1-3 K		0-0 F8 1B 2B		2-1 G3		0-0 FC6-4 G3 1-2f			4 1 1 0 0 1 1												
John Kruk, L OBP: 0.388, SLG: 0.428 Louie Meadows, L OBP: 0.214, SLG: 0.120 Sil Campusano, R OBP: 0.286, SLG: 0.342 (1, 9) (5, 7) (9, 7)	0-1 S 1B		1-2 F8 2-3		1-0 HR		0-1 G3 2-3			3 1 2 1 0 0 1 1 0 0 0 0 0 1 0 0 0 0 0 0 0												
Ricky Jordan, R OBP: 0.275, SLG: 0.353 (1, 3)	1-2 F9 1-2		0-2 G5-4-3 1B 3-H		0-0 F7		1-1 G6-3			4 0 1 1 0 0 2												
Charlie Hayes, R OBP: 0.295, SLG: 0.348 (1, 5)		0-3 K 1-2f	0-0 G5-4-3		0-1 G6-3			2-1 F8		4 0 0 0 0 1 1												
Dickie Thon, R OBP: 0.309, SLG: 0.354 (1, 6)		0-0 HR 2B		2-3 K		1-1 FC4-6 1B		1-1 L7		4 1 2 0 0 1 0												
Wes Chamberlain, R OBP: 0.296, SLG: 0.500 Roger McDowell, R (1, 7) (8, 1)		0-0 HR 2-H		0-2 S 1B		0-1 F7		3-3 K		4 1 2 2 0 1 1 0 0 0 0 0 0 0												
Mickey Morandini, L OBP: 0.247, SLG: 0.269 (1, 4)		0-3 K	1 SAFE 3-3 K 1-2		1 SAFE 2-1 FC4-6 1-2f			1-3 K		4 0 0 0 0 3 2												
Jason Grimsley, R OBP: 0.250, SLG: 0.200 Darren Daulton, L OBP: 0.366, SLG: 0.419 Steve Ontiveros, R Don Carman, L OBP: 0.273, SLG: 0.273 Dale Murphy, R OBP: 0.321, SLG: 0.422 (1, 1) (6, PH) (6, 1) (8, 1) (8, 9)		0-0 1B	0-0 G1-3		2-3 K			2-2 F7		2 0 1 0 0 0 1 1 0 0 0 0 1 1 0 0 0 0 0 0 0 0 0 0 0 0 0 0 1 0 0 0 0 0 0												
Inning Stats	R: 0 E: 0 K: 1 S: 9	H: 1 LOB: 1 BB: 0 P: 12	R: 2 E: 0 K: 2 S: 12	H: 3 LOB: 1 BB: 0 P: 15	R: 1 E: 0 K: 0 S: 8	H: 2 LOB: 0 BB: 0 P: 9	R: 0 E: 0 K: 2 S: 12	H: 1 LOB: 1 BB: 0 P: 17	R: 2 E: 0 K: 0 S: 7	H: 2 LOB: 0 BB: 0 P: 11	R: 0 E: 0 K: 1 S: 9	H: 1 LOB: 1 BB: 0 P: 14	R: 0 E: 1 K: 0 S: 8	H: 1 LOB: 1 BB: 0 P: 11	R: 0 E: 0 K: 1 S: 8	H: 0 LOB: 0 BB: 0 P: 14	R: 0 E: 0 K: 1 S: 9	H: 0 LOB: 0 BB: 0 P: 13	1B: 6 2B: 2 3B: 0 HR: 3	SF: 0 SAC: 0 DP: 1 HBP: 0	WP: 0 PB: 0 SB: 2 CS: 0	PA: 37
PITCHER	IP WLS BF H R ER SO BB IBB HBP BLK WP HR S P ERA WHIP																				PITCHER	IP WLS BF H R ER SO BB IBB HBP BLK WP HR S P ERA WHIP
Oil Can Boyd, R ERA: 2.93 (1, 1)	4.1 L 21 9 5 5 5 0 0 0 0 0 3 45 61 10.38 2.077																					
Bill Sampen, R ERA: 3.02 (5, 1)	2.2 10 2 0 0 1 0 0 0 0 0 0 0 20 28 0.00 0.750																					
Dale Mohorcic, R ERA: 3.06 (8, 1)	1.0 3 0 0 0 1 0 0 0 0 0 0 0 8 14 0.00 0.000																					
Steve Frey, L ERA: 2.18 (9, 1)	1.0 3 0 0 0 1 0 0 0 0 0 0 0 9 13 0.00 0.000																					

Philadelphia Phillies @ Montreal Expos
Olympic Stadium, Montreal, QB
Fri Sep 28 1990, 7:05 PM EDT
Att. 8,230 - Dome

livebaseballscorecards.com

AB	37
R	5
H	11
RBI	5
BB	0
SO	8
LOB	12



Batter	1	2	3	4	5	6	7	8	9	AB R H RBI BB SO LOB	TOP																												
Lenny Dykstra, L (1, 8) OBP: 0.416, SLG: 0.436	3-2 G4-3		1-0 G4-3			2-1 F8			0-0 F7	4 0 0 0 0 0 0	Philadelphia Phillies @ Montreal Expos Olympic Stadium, Montreal, QB Sat Sep 29 1990, 7:05 PM EDT Att. 8,985 - Dome livebaseballscorecards.com																												
Randy Ready, R (1, 4) OBP: 0.328, SLG: 0.302	1-1 G6-3			1-0 2B 1B		2-2 G6-3			3-1 G5-3	4 1 1 0 0 0 0																													
Wes Chamberlain, R (1, 7) OBP: 0.258, SLG: 0.433	3-3 K			1-0 L8		1-3 K			2-2 G6-3	4 0 0 0 0 2 1																													
Dale Murphy, R (1, 9) OBP: 0.321, SLG: 0.423		0-0 G5-3		1-1 1B 1-H 2B		3-1 G6-3				3 0 1 1 0 0 0																													
Ricky Jordan, R (1, 3) OBP: 0.275, SLG: 0.353		0-2 E4		1-1 G6-4-3 1B		0-2 G4-3				3 0 1 0 0 0 0																													
Dickie Thon, R (1, 6) OBP: 0.308, SLG: 0.352		0-0 F9		1-1 G6-4-3 1-2f		2-1 G1-3				3 0 0 0 0 0 3																													
Dave Hollins, S (1, 5) OBP: 0.265, SLG: 0.337		2-2 F8			2-1 G5-3			1-0 L6		3 0 0 0 0 0 1																													
Darrin Fletcher, L (1, 2) OBP: 0.176, SLG: 0.235			3-2 P2		1-1 G3-1			1-2 F9		2 0 0 0 0 0 0																													
Sil Campusano, R (8, PH) OBP: 0.282, SLG: 0.338										1 0 0 0 0 0 0																													
Tom Nieto, R (8, 2) OBP: 0.265, SLG: 0.167										0 0 0 0 0 0 0																													
Pat Combs, L (1, 1) OBP: 0.190, SLG: 0.183			1-1 G5-3		3-2 G3-1			2-1 G6-3		2 0 0 0 0 0 0																													
Charlie Hayes, R (8, PH) OBP: 0.295, SLG: 0.348										1 0 0 0 0 0 0																													
Darrel Akerfelds, R (8, 1) OBP: 0.167, SLG: 0.167										0 0 0 0 0 0 0																													
Inning Stats	R: 0 E: 0 K: 1 S: 8	H: 0 LOB: 0 BB: 0 P: 15	R: 0 E: 1 K: 0 S: 9	H: 0 LOB: 1 BB: 0 P: 11	R: 0 E: 0 K: 0 S: 10	H: 0 LOB: 0 BB: 0 P: 15	R: 1 E: 0 K: 0 S: 8	H: 3 LOB: 1 BB: 0 P: 13	R: 0 E: 0 K: 1 S: 8	H: 0 LOB: 0 BB: 0 P: 13	R: 0 E: 0 K: 0 S: 8	H: 0 LOB: 0 BB: 0 P: 13	R: 0 E: 0 K: 0 S: 6	H: 0 LOB: 0 BB: 0 P: 10	R: 0 E: 0 K: 0 S: 6	H: 0 LOB: 0 BB: 0 P: 11	1B: 2 2B: 1 3B: 0 HR: 0	SF: 0 SAC: 0 DP: 1 HBP: 0	WP: 0 PB: 0 SB: 0 CS: 0	PA: 30																			
PITCHER Brian Barnes, L (1, 1) ERA: 2.89	IP 9.0	WLS W	BF 30	H 3	R 1	ER 1	SO 2	BB 0	IBB 0	HBP 0	BLK 0	WP 0	HR 0	S 72	P 116	ERA 1.00	WHIP 0.333					PITCHER	IP	WLS	BF	H	R	ER	SO	BB	IBB	HBP	BLK	WP	HR	S	P	ERA	WHIP



Batter	1	2	3	4	5	6	7	8	9	AB R H RBI BB SO LOB	BOTTOM
Otis Nixon, S (1, 8) OBP: 0.321, SLG: 0.297	1-2 	3-1 			0-0 		1-0 			4 1 1 0 0 0 1	Philadelphia Phillies @ Montreal Expos Olympic Stadium, Montreal, QB Sat Sep 29 1990, 7:05 PM EDT Att: 8,985 - Dome
Moises Alou, R (1, 9) OBP: 0.250, SLG: 0.375	1-0 		1-1 		0-0 		0-1 			4 2 2 0 0 0 1	
Marquis Grissom, R (1, 7) OBP: 0.321, SLG: 0.342	3-1 		4-1 		0-2 		0-2 			3 1 1 2 1 0 0	
Tim Wallach, R (1, 5) OBP: 0.341, SLG: 0.475	2-1 		1-0 		1-0 		1-1 			4 0 0 0 0 0 3	
Andres Galarraga, R (1, 3) OBP: 0.303, SLG: 0.406	0-0 		2-2 		2-3 		2-1 			4 1 3 2 0 1 0	
Nelson Santovenia, R (1, 2) OBP: 0.214, SLG: 0.297	1-0 		2-2 		0-3 		0-0 			4 0 1 0 0 1 2	
Spike Owen, S (1, 6) OBP: 0.337, SLG: 0.342		4-0 		1-1 		3-2 		2-3 		3 0 0 0 1 1 2	
Johnny Paredes, R (1, 4) OBP: 0.308, SLG: 0.182		3-1 		0-0 		4-0 		2-1 		3 0 1 1 1 0 1	
Brian Barnes, L (1, 1)		4-0 		1-1 		1-3 		1-3 		3 0 0 0 1 2 4	
Inning Stats	R: 2 H: 3 E: 0 LOB: 1 K: 0 BB: 0 S: 10 P: 18	R: 0 H: 0 E: 0 LOB: 1 K: 0 BB: 2 S: 4 P: 18	R: 1 H: 2 E: 0 LOB: 1 K: 0 BB: 1 S: 12 P: 21	R: 0 H: 0 E: 0 LOB: 0 K: 0 BB: 0 S: 5 P: 7	R: 1 H: 1 E: 0 LOB: 0 K: 0 BB: 0 S: 8 P: 9	R: 0 H: 0 E: 1 LOB: 2 K: 3 BB: 1 S: 13 P: 23	R: 0 H: 0 E: 0 LOB: 0 K: 0 BB: 0 S: 6 P: 7	R: 1 H: 3 E: 0 LOB: 2 K: 2 BB: 0 S: 14 P: 22	1B: 5 SF: 0 2B: 4 SAC: 0 3B: 1 DP: 2 HR: 0 HBP: 0	WP: 0 PA: 36 PB: 0 SB: 1 CS: 0	
PITCHER Pat Combs, L ERA: 4.07 Darrel Akerfelds, R ERA: 3.82	IP WLS BF H R ER SO BB IBB HBP BLK WP HR S P ERA WHIP (1, 1) 7.0 L 30 6 4 4 3 3 1 0 0 0 0 0 58 103 5.14 1.286 (8, 1) 1.0 6 3 1 1 2 0 0 0 0 0 0 0 14 22 9.00 3.000	PITCHER IP WLS BF H R ER SO BB IBB HBP BLK WP HR S P ERA WHIP (1, 1) 7.0 L 30 6 4 4 3 3 1 0 0 0 0 0 58 103 5.14 1.286 (8, 1) 1.0 6 3 1 1 2 0 0 0 0 0 0 0 14 22 9.00 3.000									

livebaseballscores.com

AB	32
R	5
H	9
RBI	5
BB	4
SO	5
LOB	14



Batter	1	2	3	4	5	6	7	8	9	AB R H RBI BB SO LOB	TOP											
Sil Campusano, R (1, 8) OBP: 0.270, SLG: 0.321	0-0 P3		1-1 G6-3		0-0 P2			1-3 K		4 0 0 0 0 1 1												
Randy Ready, R (1, 4) OBP: 0.331, SLG: 0.307	4-0 CS BB		2-1 P6			2-1 1B 2B		3-2 G4-3		3 1 1 0 1 0 0												
Wes Chamberlain, R (1, 7) OBP: 0.286, SLG: 0.471	2-2 E5 1-2			1-0 G5-3 SF8 2B		2-0 G4-6-3 1B 2-H		0-0 G1-3		4 1 2 1 0 0 1												
Dale Murphy, R (1, 9) OBP: 0.319, SLG: 0.420	1-1 P3			2-1 G5-3		0-0 G4-6-3 1-2f			1-2 P3	4 0 0 0 0 0 3												
Charlie Hayes, R (1, 5) OBP: 0.293, SLG: 0.346		0-0 F9		1-0 SF8 3-H		0-1 G6-3			0-3 K	3 0 0 1 0 1 0												
Darren Daulton, L (1, 2) OBP: 0.367, SLG: 0.417		4-1 BB		1-3 K			4-2 1B BB		3-3 K	2 0 0 0 2 2 0												
Dickie Thon, R (1, 6) OBP: 0.308, SLG: 0.353		1-1 L9			0-0 2B		1-3 K			3 0 1 0 0 1 2												
Dave Hollins, S (1, 3) OBP: 0.258, SLG: 0.327		1-1 P5			0-0 F9		1-0 F9			3 0 0 0 0 0 3												
John Kruk, L (8, 3) OBP: 0.388, SLG: 0.428										0 0 0 0 0 0 0												
Terry Mulholland, R (1, 1) OBP: 0.111, SLG: 0.113			1-3 K		3-2 F8		0-0 1B			3 0 1 0 0 1 1												
Inning Stats	R: 0 E: 1 K: 0 S: 6	H: 0 LOB: 1 BB: 1 P: 13	R: 0 E: 0 K: 0 S: 6	H: 0 LOB: 1 BB: 1 P: 12	R: 0 E: 0 K: 1 S: 7	H: 0 LOB: 0 BB: 0 P: 11	R: 1 E: 0 K: 1 S: 7	H: 1 LOB: 0 BB: 0 P: 12	R: 0 E: 0 K: 0 S: 7	H: 1 LOB: 1 BB: 0 P: 10	R: 1 E: 0 K: 0 S: 6	H: 2 LOB: 0 BB: 0 P: 10	R: 0 E: 0 K: 1 S: 8	H: 1 LOB: 2 BB: 1 P: 14	R: 0 E: 0 K: 1 S: 8	H: 0 LOB: 0 BB: 0 P: 12	R: 0 E: 0 K: 2 S: 12	H: 0 LOB: 0 BB: 0 P: 16	1B: 2 2B: 3 3B: 0 HR: 0	SF: 1 SAC: 0 DP: 1 HBP: 0	WP: 0 PB: 0 SB: 0 CS: 1	PA: 33
PITCHER	IP WLS BF H R ER SO BB IBB HBP BLK WP HR S P ERA WHIP																					
Chris Nabholz, L (1, 1) ERA: 2.83	8.0 L 30 5 2 2 4 3 0 0 0 0 0 0 55 94 2.25 1.000																					
Tim Burke, R (9, 1) ERA: 2.52	1.0 3 0 0 0 2 0 0 0 0 0 0 0 12 16 0.00 0.000																					

Philadelphia Phillies @ Montreal Expos
Olympic Stadium, Montreal, QB
Sun Sep 30 1990, 3:33 AM EDT
Att. 17,464 - Dome

AB	29
R	2
H	5
RBI	2
BB	3
SO	6
LOB	11



Batter	1	2	3	4	5	6	7	8	9	AB	R	H	RBI	BB	SO	LOB
Otis Nixon, S OBP: 0.320, SLG: 0.301 (1, 8)	0-2 L4		0-1 P3		0-0 F9			0-0 CS 2B		4	0	1	0	0	0	1
Moises Alou, R OBP: 0.200, SLG: 0.300 (1, 9)	0-3 K		0-2 G6-3			0-0 G5-3		0-1 CS 2-3	0-0 F9	4	0	0	0	0	1	0
Marquis Grissom, R OBP: 0.320, SLG: 0.351 (1, 7)	0-0 P3			2-1 HR		2-2 F8			0-0 G5-3	4	1	1	1	0	0	0
Tim Wallach, R OBP: 0.341, SLG: 0.473 (1, 5)		2-2 1B 1B		0-1 F7		0-0 P3			2-0 F8	4	0	1	0	0	0	0
Andres Galarraga, R OBP: 0.302, SLG: 0.404 (1, 3)		3-2 F8		0-1 G6-3			2-1 G6-3			3	0	0	0	0	0	1
Orlando Mercado, R OBP: 0.287, SLG: 0.316 (1, 2)		1-1 FC4-6 1-3 1B		2-2 F9			1-2 F9			3	0	1	0	0	0	0
Spike Owen, S OBP: 0.335, SLG: 0.339 (1, 6)		2-1 P4			2-2 F9			2-2 L7		3	0	0	0	0	0	2
Johnny Paredes, R OBP: 0.313, SLG: 0.286 (1, 4)		0-2 FC4-6 1-2f			1-0 G4-3 2B			0-2 P3		3	0	1	0	0	0	2
Chris Nabholz, L Rolando Roomes, R (8, PH) Tim Burke, R (9, 1) OBP: 0.333, SLG: 0.200			1-2 G3-1			0-0 G4-3		1-3 K		2	0	0	0	0	0	1

Inning Stats	R: 0	H: 0	E: 0	K: 1	S: 8	R: 0	H: 2	E: 0	K: 0	S: 18	R: 0	H: 0	E: 0	K: 0	S: 8	R: 1	H: 1	E: 0	K: 0	S: 9	R: 0	H: 1	E: 0	K: 0	S: 7	R: 0	H: 0	E: 0	K: 0	S: 6	R: 0	H: 0	E: 0	K: 0	S: 9	R: 0	H: 1	E: 0	K: 1	S: 9	R: 0	H: 0	E: 0	K: 0	S: 3	1B: 2	2B: 2	3B: 0	HR: 1	SF: 0	SAC: 0	DP: 0	HBP: 0	WP: 0	PB: 0	SB: 0	CS: 1	PA: 32
--------------	------	------	------	------	------	------	------	------	------	-------	------	------	------	------	------	------	------	------	------	------	------	------	------	------	------	------	------	------	------	------	------	------	------	------	------	------	------	------	------	------	------	------	------	------	------	-------	-------	-------	-------	-------	--------	-------	--------	-------	-------	-------	-------	--------

PITCHER	IP	WLS	BF	H	R	ER	SO	BB	IBB	HBP	BLK	WP	HR	S	P	ERA	WHIP	PITCHER	IP	WLS	BF	H	R	ER	SO	BB	IBB	HBP	BLK	WP	HR	S	P	ERA	WHIP																				
Terry Mulholland, L ERA: 3.34 (1, 1)	9.0	W	31	5	1	1	2	0	0	0	0	0	1	77	103	1.00	0.556																																						

BOTTOM

Philadelphia Phillies @ Montreal Expos
Olympic Stadium, Montreal, QB

Sun Sep 30 1990, 3:33 AM EDT
Att. 17,464 - Dome

AB	31
R	1
H	5
RBI	1
BB	0
SO	2
LOB	7



livebaseballscorecards.com

Batter	1	2	3	4	5	6	7	8	9	AB R H RBI BB SO LOB	TOP											
Doug Dascenzo, S (1, 8) OBP: 0.307, SLG: 0.349 Gary Varsho, L (9, PH) OBP: 0.277, SLG: 0.348	2-2 3-1 3B		4-1 23 HR BB			0-0 F8 BB 1B		1-1 2B 1B	0-1 4-3	3 3 3 0 1 0 0 1 0 0 0 0 0 2												
23 Ryne Sandberg, R (1, 4) OBP: 0.354, SLG: 0.559 Curtis Wilkerson, S (5, 4) OBP: 0.238, SLG: 0.246	1-3 K		0-0 1-H HR			1-0 F3		4-2 2B 4-3 BB		2 1 1 2 0 1 1 1 1 0 0 1 0 1												
Mark Grace, L (1, 3) OBP: 0.374, SLG: 0.416	0-0 3-1		3-0 F7			4-0 1-2 BB		0-0 4-3 8-2 2B		3 0 1 3 1 0 0												
Andre Dawson, R (1, 9) OBP: 0.357, SLG: 0.534 Jose Antonio Nunez, R (8, 1) OBP: 0.285, SLG: 0.429	1-1 P4		1-0 6-3			1-1 F8		4-3 4-3		4 0 0 1 0 0 3 0 0 0 0 0 0 0												
Derrick May, L (1, 7) OBP: 0.273, SLG: 0.340		0-2 F5		0-0 F7		1-0 P6		0-0 8-2		4 0 0 0 0 0 3												
Luis Salazar, R (1, 5) OBP: 0.295, SLG: 0.392 Shawon Dunston, R (9, PR) OBP: 0.285, SLG: 0.429		1-0 G3-6 1B		2-1 P6			1-2 5-3		1-2 S 1B	4 0 2 0 0 0 0 0 0 0 0 0 0 0												
Greg Smith, S (1, 6) OBP: 0.263, SLG: 0.343		0-0 G3-6		0-0 P3			2-2 F8		1-2 F9	4 0 0 0 0 0 2												
Damon Berryhill, S (1, 2) OBP: 0.254, SLG: 0.321			2-3 K		2-3 K		2-2 G3		0-1 F8	4 0 0 0 0 2 1												
Kevin Coffman, R (1, 1) OBP: 0.200, SLG: 0.200 Randy Kramer, R (5, 1) Domingo Ramos, R (8, PH) OBP: 0.344, SLG: 0.318 Dwight Smith, L (8, 9) OBP: 0.333, SLG: 0.378			0-2 F8		2-2 F9			4-0 BB 1B 2B BB	4-2 1-2 BB	2 0 0 0 0 0 0 0 0 0 0 0 0 0 0 1 0 0 1 0 0 0 0 0 0 1 0 0												
Inning Stats	R: 1 E: 0 K: 1 S: 9	H: 1 LOB: 0 BB: 0 P: 13	R: 0 E: 0 K: 0 S: 5	H: 1 LOB: 0 BB: 1 P: 6	R: 2 E: 0 K: 1 S: 12	H: 1 LOB: 0 BB: 1 P: 21	R: 0 E: 0 K: 0 S: 4	H: 0 LOB: 0 BB: 0 P: 7	R: 0 E: 0 K: 1 S: 8	H: 0 LOB: 0 BB: 0 P: 12	R: 0 E: 0 K: 0 S: 5	H: 1 LOB: 2 BB: 1 P: 12	R: 0 E: 0 K: 0 S: 17	H: 0 LOB: 0 BB: 0 P: 22	R: 3 E: 0 K: 0 S: 7	H: 2 LOB: 0 BB: 2 P: 16	R: 0 E: 0 K: 0 S: 15	H: 1 LOB: 2 BB: 1 P: 21	1B: 4 2B: 2 3B: 1 HR: 1	SF: 0 SAC: 0 DP: 2 HBP: 0	WP: 0 PB: 0 SB: 1 CS: 0	PA: 37
PITCHER	IP WLS BF H R ER SO BB IBB HBP BLK WP HR S P ERA WHIP																					
Jose De Jesus, R (1, 1) ERA: 3.74	6.0 W 23 4 3 3 3 2 0 0 0 0 1 43 71 4.50 1.000																					
Darrel Akerfelds, R (7, 1) ERA: 3.77	1.0 3 0 0 0 0 0 0 0 0 0 0 0 17 22 0.00 0.000																					
Chuck McElroy, L (8, 1) ERA: 7.5	0.0 4 2 3 3 0 2 0 0 0 0 0 5 14 ∞ ∞																					
Joe Boever, R (8, 1) ERA: 3.36	1.2 6 1 0 0 0 1 0 0 0 0 0 15 21 0.00 1.200																					
Roger McDowell, R (9, 1) ERA: 3.86	0.1 S 1 0 0 0 0 0 0 0 0 0 0 2 2 0.00 0.000																					

Chicago Cubs @ Philadelphia Phillies
Veterans Stadium, Philadelphia, PA
Mon Oct 01 1990, 7:05 PM EDT
Att. 9,041 - Unknown

livebaseballscorecards.com

AB	32
R	6
H	7
RBI	6
BB	5
SO	3
LOB	13



Batter	1	2	3	4	5	6	7	8	9	AB R H RBI BB SO LOB
Lenny Dykstra, L (1, 8) OBP: 0.419, SLG: 0.442	3-1 SF9 3B	1-1 3-H 1B			4-0 FC6-4 3B	1-1 1B				3 2 3 1 1 0 0
Darren Daulton, L (1, 2) OBP: 0.368, SLG: 0.417	3-0 SF9 3-H	3-2 F8			4-1 FC6-4 1-2 BB	2-1 FC6-4 1-3 1B				2 0 1 1 1 0 1
Wes Chamberlain, R (1, 7) OBP: 0.282, SLG: 0.447	0-0 2B 1B	0-0 SAFE F8			2-0 FC6-4 1-2f 2-3 3B	0-0 FC6-4 1-2f				4 2 1 0 0 0 5
John Kruk, L (1, 9) OBP: 0.389, SLG: 0.435	2-1 1-H 1B 2B		0-0 3-1		3-2 SAFE 1-H 3-H 1B 3B		0-0 3-1			4 2 2 3 0 0 0
Ricky Jordan, R (1, 3) OBP: 0.278, SLG: 0.354	2-1 WP 2-H 1B		1-1 G6-4-3 1B		2-3 K		1-1 6-3			4 0 2 1 0 1 1
Charlie Hayes, R (1, 5) OBP: 0.292, SLG: 0.345	2-2 F8		0-0 G6-4-3		0-2 3-H 1B		2-3 K			4 0 1 1 0 1 2
Chuck McElroy, L (8, 1)	1-2 F8		1-2f							0 0 0 0 0 0 0
Joe Boever, R (8, 1)										0 0 0 0 0 0 0
Roger McDowell, R (9, 1)										0 0 0 0 0 0 0
Dickie Thon, R (1, 6) OBP: 0.306, SLG: 0.351	0-0 F8			1-1 F7	0-0 L3			0-0 F8		4 0 0 0 0 0 2
Mickey Morandini, L (1, 4) OBP: 0.247, SLG: 0.268		2-2 SH1-4 WP 1B		0-0 F5		0-0 3-1		1-1 3-1		4 1 1 0 0 0 0
Jose De Jesus, R (1, 1) OBP: 0.167, SLG: 0.105		1-0 SH1-4		1-1 6-3		1-0 P6		1-2 F7		1 0 0 0 0 0 0
Louie Meadows, L (6, PH) OBP: 0.207, SLG: 0.115										1 0 0 0 0 0 0
Darrel Akerfelds, R (7, 1) OBP: 0.167, SLG: 0.167										0 0 0 0 0 0 0
Dave Hollins, S (8, 5) OBP: 0.256, SLG: 0.324										1 0 0 0 0 0 0

Inning Stats	R: 3	H: 4	E: 0	LOB: 1	K: 0	S: 12	R: 1	H: 2	E: 0	LOB: 1	K: 0	S: 10	R: 0	H: 1	E: 0	LOB: 0	K: 0	S: 4	R: 0	H: 0	E: 0	LOB: 0	K: 0	S: 5	R: 3	H: 2	E: 0	LOB: 1	K: 1	S: 14	R: 0	H: 2	E: 0	LOB: 2	K: 0	S: 7	R: 0	H: 0	E: 0	LOB: 0	K: 1	S: 6	R: 0	H: 0	E: 0	LOB: 0	K: 0	S: 6	R: 0	H: 0	E: 0	LOB: 0	K: 0	S: 6	R: 0	H: 0	E: 0	LOB: 0	K: 0	S: 8	1B: 8	SF: 1	2B: 1	SAC: 1	3B: 2	DP: 1	HR: 0	HBP: 0	WP: 3	PA: 36	PB: 0	SB: 0	CS: 0
--------------	------	------	------	--------	------	-------	------	------	------	--------	------	-------	------	------	------	--------	------	------	------	------	------	--------	------	------	------	------	------	--------	------	-------	------	------	------	--------	------	------	------	------	------	--------	------	------	------	------	------	--------	------	------	------	------	------	--------	------	------	------	------	------	--------	------	------	-------	-------	-------	--------	-------	-------	-------	--------	-------	--------	-------	-------	-------


PITCHER	IP	WLS	BF	H	R	ER	SO	BB	IBB	HBP	BLK	WP	HR	S	P	ERA	WHIP
Kevin Coffman, R (1, 1) ERA: 11.29	4.0	L	20	7	6	6	0	2	0	0	0	3	0	32	62	13.50	2.250
Randy Kramer, R (5, 1) ERA: 4.5	3.0		13	4	1	1	2	0	0	0	0	0	0	26	40	3.00	1.333
Jose Antonio Nunez, R (8, 1) ERA: 6.53	1.0		3	0	0	0	0	0	0	0	0	0	0	6	8	0.00	0.000

BOTTOM

Chicago Cubs @ Philadelphia Phillies
Veterans Stadium, Philadelphia, PA

Mon Oct 01 1990, 7:05 PM EDT
Att. 9,041 - Unknown

AB 32
R 7
H 11
RBI 7
BB 2
SO 2
LOB 11



Batter	1	2	3	4	5	6	7	8	9	AB R H RBI BB SO LOB	TOP		
Doug Dasenczo, S (1, 8) OBP: 0.310, SLG: 0.349	1-1 G3 1B		4-1 F8 2B BB		0-0 F7			1-1 4-3		3 2 1 0 1 0 0			
Greg Smith, S (1, 4) OBP: 0.262, SLG: 0.333	0-2 F9		0-1 F8		1-2 1B			3-2 1-3		4 0 1 0 0 0 2			
Mark Grace, L (1, 3) OBP: 0.373, SLG: 0.415	2-2 G3		1-1 F8		1-0 4-3			1-1 1B		4 0 1 0 0 0 3			
Andre Dawson, R (1, 9) OBP: 0.358, SLG: 0.535 Dwight Smith, L (1, 9) OBP: 0.333, SLG: 0.381	1-0 2B 1B		2-1 2B		2-3 K			1-1 5-3		1 1 1 1 0 0 0 3 0 1 1 0 1 1			
Derrick May, L (1, 7) OBP: 0.271, SLG: 0.351	0-2 1-H 2B		0-0 F7		2-1 F7			0-0 G3		4 0 1 1 0 0 1			
Luis Salazar, R (1, 5) OBP: 0.293, SLG: 0.388	3-3 K		0-2 P4		2-2 F3			2-0 F7		4 0 0 0 0 1 1			
Shawon Dunston, R (1, 6) OBP: 0.283, SLG: 0.426		2-2 4-3		2-3 K			2-2 F7		1-2 5-3	4 0 0 0 0 1 0			
Joe Girardi, R (1, 2) OBP: 0.298, SLG: 0.340		0-3 K		1-2 6-3			1-0 5-3			3 0 0 0 0 1 0			
Mike Bielecki, R (1, 1) OBP: 0.200, SLG: 0.163 Gary Varsho, L (7, PH) OBP: 0.271, SLG: 0.340 Dave Pavlas, R (7, 1) Mitch Williams, L (9, 1)		3-3 K		2-3 K			3-1 F9			2 0 0 0 0 2 0 1 0			
Inning Stats	R: 2 H: 3 E: 0 LOB: 1 K: 1 BB: 0 S: 19 P: 26	R: 0 H: 0 E: 0 LOB: 0 K: 2 BB: 0 S: 10 P: 15	R: 1 H: 1 E: 0 LOB: 1 K: 0 BB: 1 S: 8 P: 15	R: 0 H: 0 E: 0 LOB: 0 K: 1 BB: 0 S: 9 P: 12	R: 0 H: 1 E: 0 LOB: 1 K: 1 BB: 0 S: 8 P: 12	R: 0 H: 0 E: 0 LOB: 0 K: 1 BB: 0 S: 11 P: 17	R: 0 H: 0 E: 0 LOB: 0 K: 0 BB: 0 S: 6 P: 12	R: 0 H: 1 E: 0 LOB: 1 K: 0 BB: 0 S: 9 P: 15	R: 0 H: 0 E: 0 LOB: 0 K: 0 BB: 0 S: 5 P: 8	1B: 4 SF: 0 2B: 2 SAC: 0 3B: 0 DP: 0 HR: 0 HBP: 0	WP: 0 PA: 34 PB: 0 SB: 0 CS: 0		
PITCHER	IP WLS BF H R ER SO BB IBB HBP BLK WP HR S P ERA WHIP											PITCHER	IP WLS BF H R ER SO BB IBB HBP BLK WP HR S P ERA WHIP
Tommy Greene, R (1, 1) ERA: 5.08	7.0 L 27 5 3 3 6 1 0 0 0 0 0 0 71 109 3.86 0.857												
Steve Ontiveros, R (8, 1) ERA: 2.7	2.0 7 1 0 0 0 0 0 0 0 0 0 0 14 23 0.00 0.500												

Chicago Cubs @ Philadelphia Phillies
Veterans Stadium, Philadelphia, PA
Tue Oct 02 1990, 7:05 PM EDT
Att. 9,940 - Unknown

livebaseballscorecards.com

AB 33
R 3
H 6
RBI 3
BB 1
SO 6
LOB 8



Batter	1	2	3	4	5	6	7	8	9	AB	R	H	RBI	BB	SO	LOB
Lenny Dykstra, L OBP: 0.418, SLG: 0.441 (1, 8)	1-0 4-3		2-2 L4		1-1 E7		3-1 F9			4	0	1	0	0	0	2
Rod Booker, L OBP: 0.306, SLG: 0.295 (1, 6)	1-3 K		1-1 L7		1-0 4-3			1-3 K		4	0	0	0	0	2	3
Wes Chamberlain, R OBP: 0.279, SLG: 0.452 (1, 7)	1-0 2B			0-0 L9		2-2 G3		0-2 1-3		4	0	1	0	0	0	0
Dale Murphy, R OBP: 0.318, SLG: 0.418 (1, 9)	3-2 F8			4-1 G6-4-3 BB		2-3 K		0-3 K		3	0	0	0	1	2	1
Ricky Jordan, R OBP: 0.278, SLG: 0.353 (1, 3)		2-1 F9		0-1 G6-4-3		1-0 1B			1-3 K	4	0	1	0	0	1	1
Charlie Hayes, R OBP: 0.293, SLG: 0.348 Dave Hollins, S OBP: 0.252, SLG: 0.318 (1, 5) (6, 5)		0-1 F8			1-0 1B 2B		1-1 F7		1-0 F8	2	1	1	0	0	0	0
Darrin Fletcher, L OBP: 0.190, SLG: 0.200 (1, 2)		3-3 K			1-3 K		0-0 G3		4-1 1B BB	3	0	0	0	1	2	1
Mickey Morandini, L OBP: 0.284, SLG: 0.320 (1, 4)			1-1 SH1-4 1B		3-2 E 1B		2-1 F9 2B		1-1 1-2 1B	4	0	4	1	0	0	0
Tommy Greene, R OBP: 0.167, SLG: 0.250 John Kruk, L OBP: 0.388, SLG: 0.434 Steve Ontiveros, R (8, 1) Darren Daulton, L OBP: 0.368, SLG: 0.417 Randy Ready, R OBP: 0.329, SLG: 0.306 (1, 1) (7, PH) (9, PH)			0-0 SH1-4		1-0 P3		0-0 F9		1-1 1-3	1	0	0	0	0	0	1
			1-2				2-3			1	0	0	0	0	0	1
										0	0	0	0	0	0	0
										1	0	0	0	0	0	2

Inning Stats	R: 0	H: 1	E: 0	K: 1	S: 8	H: 0	LOB: 1	BB: 0	P: 14	R: 0	H: 0	E: 0	K: 1	S: 8	R: 0	H: 1	E: 0	K: 0	S: 8	R: 1	H: 3	E: 1	K: 1	S: 12	R: 0	H: 1	E: 0	K: 1	S: 9	R: 0	H: 1	E: 0	K: 0	S: 6	R: 0	H: 0	E: 0	K: 2	S: 10	R: 0	H: 1	E: 0	K: 1	S: 9	1B: 5	SF: 0	2B: 3	SAC: 1	3B: 0	DP: 1	HR: 0	HBP: 0	WP: 0	PA: 36
PITCHER	IP	WLS	BF	H	R	ER	SO	BB	IBB	HBP	BLK	WP	HR	S	P	ERA	WHIP																																					
Mike Bielecki, R ERA: 4.93 (1, 1)	6.0	W	24	6	1	1	4	1	0	0	0	0	0	49	82	1.50	1.167																																					
Dave Pavlas, R ERA: 2.11 (7, 1)	2.2		11	2	0	0	3	1	0	0	0	0	0	23	36	0.00	1.125																																					
Mitch Williams, L ERA: 3.93 (9, 1)	0.1	S	1	0	0	0	0	0	0	0	0	0	0	2	3	0.00	0.000																																					

BOTTOM

Chicago Cubs @ Philadelphia Phillies
Veterans Stadium, Philadelphia, PA
Tue Oct 02 1990, 7:05 PM EDT
Att. 9,940 - Unknown

livebaseballscores.com

AB	33
R	1
H	8
RBI	1
BB	2
SO	7
LOB	13



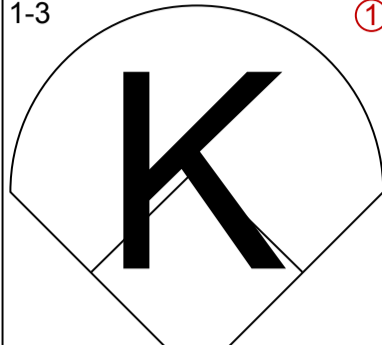
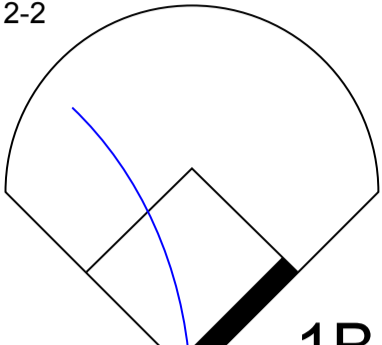
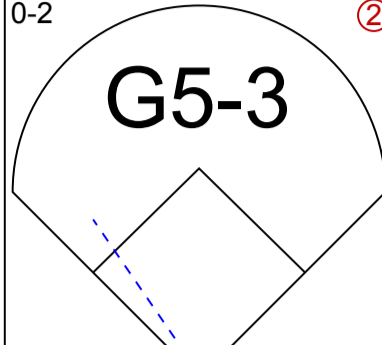
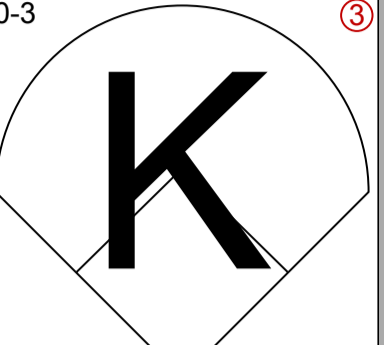
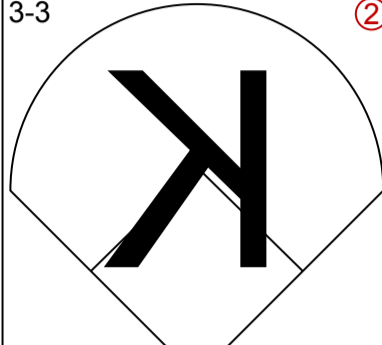
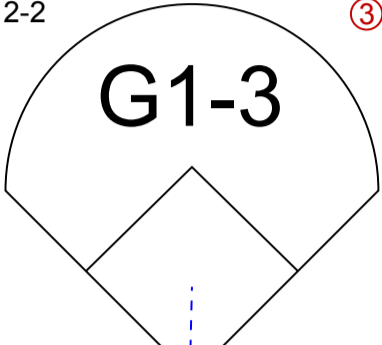
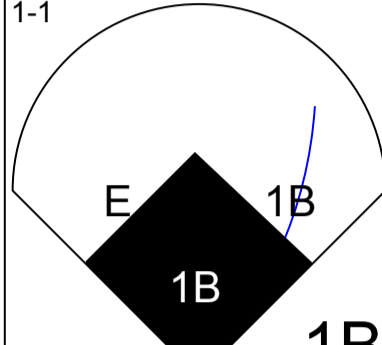
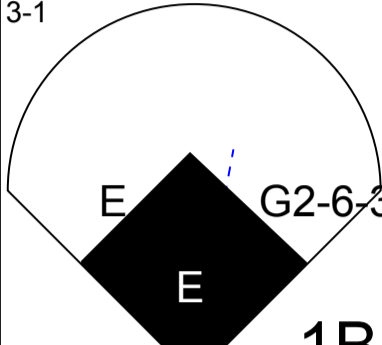
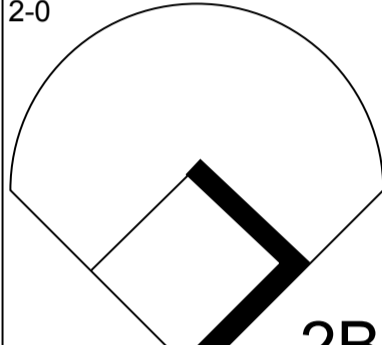
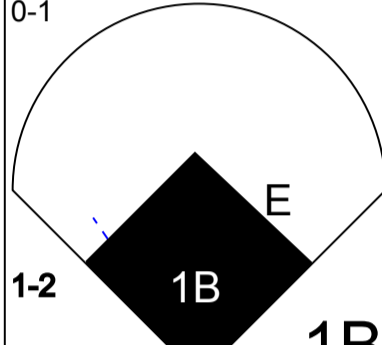
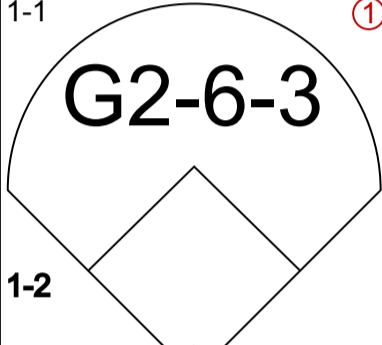
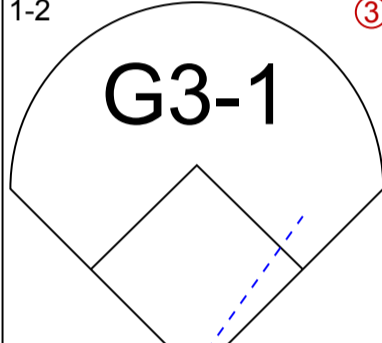
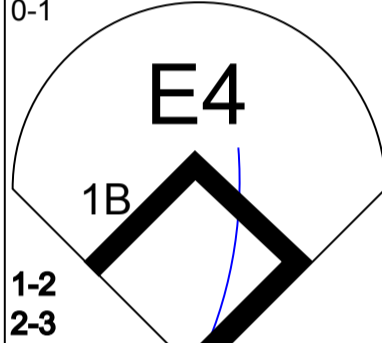
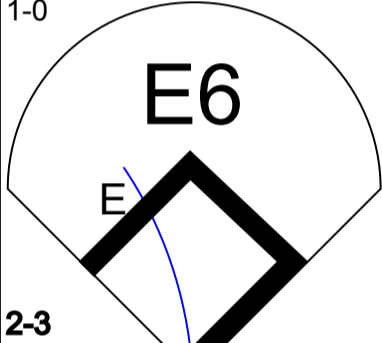
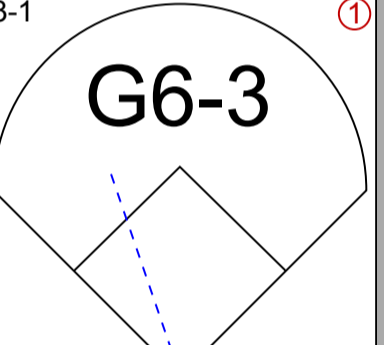
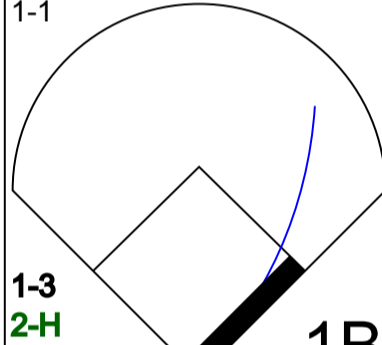
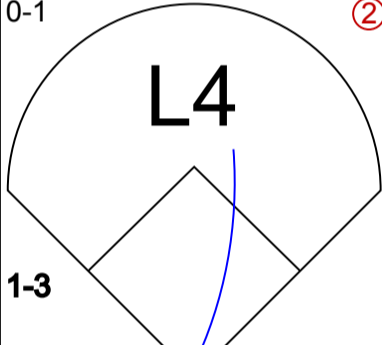
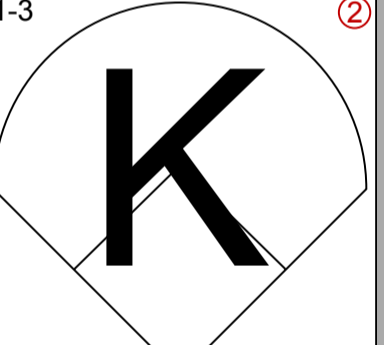
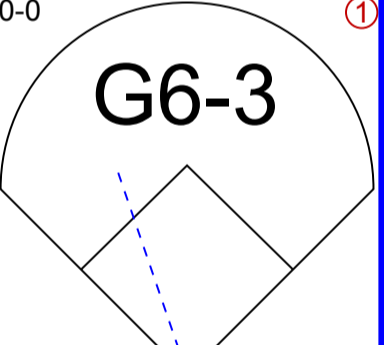
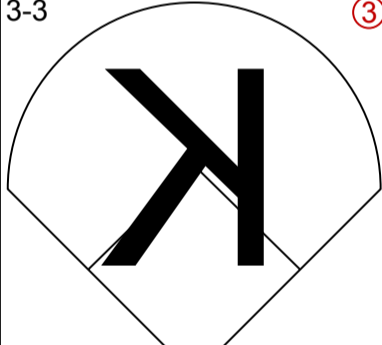
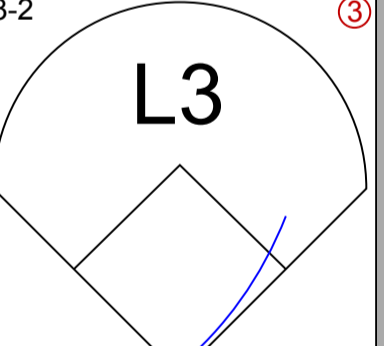
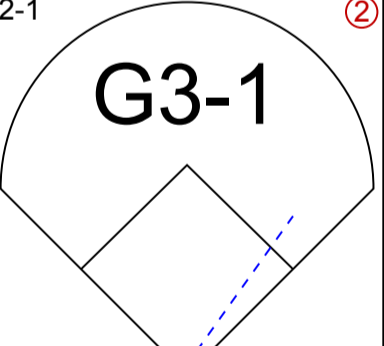
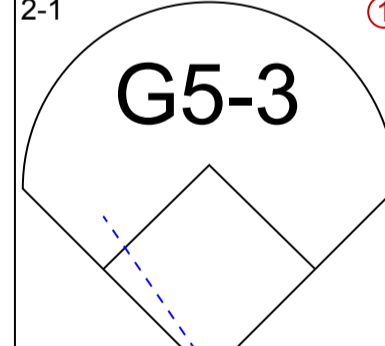
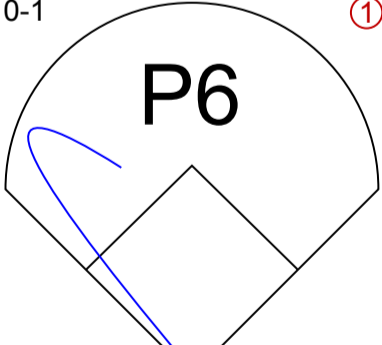
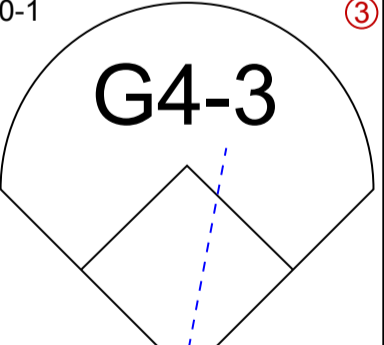
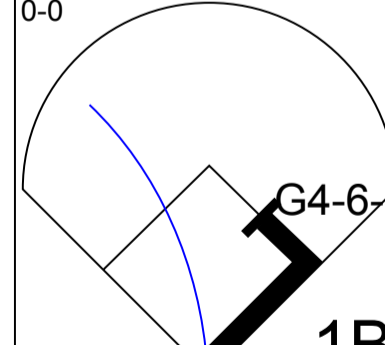
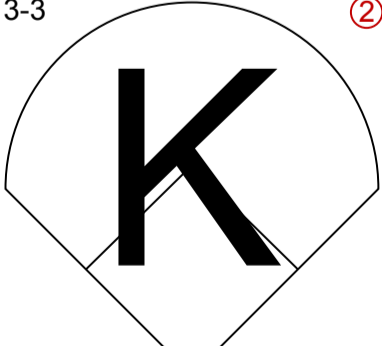
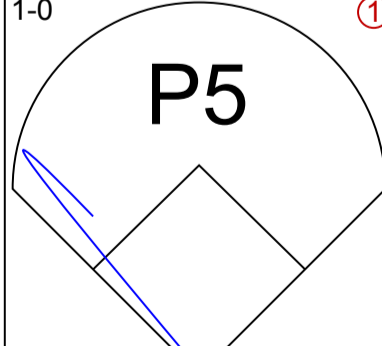
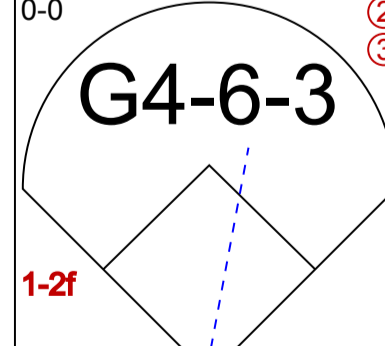
Batter	1	2	3	4	5	6	7	8	9	AB R H RBI BB SO LOB	TOP																									
Doug Dascenzo, S OBP: 0.312, SLG: 0.344 (1, 8) (8, 7)	0-0 L3		0-1 FC6		0-0 P3		4-0 BB IBB		4-1 S BB	3 0 0 1 2 0 3																										
Greg Smith, S OBP: 0.234, SLG: 0.295 (1, 6) (8, 7)	0-1 F7		3-2 G4-3		1-1 F8		0-3 K		1-0 G3	5 0 0 0 0 1 7																										
Mark Grace, L OBP: 0.372, SLG: 0.413 (1, 3) (8, 7)	0-0 F7			0-0 G4-3		0-0 G3	4-1 BB		1-2 2-3 3-H BB	3 0 0 1 1 0 0																										
Dwight Smith, L OBP: 0.329, SLG: 0.376 (1, 9) (8, 7)		1-3 K		1-0 G4-3		3-1 F9	0-3 K			4 0 0 0 0 2 3																										
Derrick May, L OBP: 0.270, SLG: 0.344 Marvell Wynne, L OBP: 0.264, SLG: 0.333 (1, 7) (8, 8)		2-1 G3-1		0-0 G3		0-3 K		3-2 G4-3 1B		4 0 1 0 0 1 0 0 0 0 0 0 0 0																										
Domingo Ramos, R OBP: 0.342, SLG: 0.314 (1, 5) (8, 7)		1-0 L8			1-3 K		4-2 1B 2B BB	2-0 G4-3		3 1 0 0 1 1 1																										
Curtis Wilkerson, S OBP: 0.249, SLG: 0.258 (1, 4) (8, 7)			0-0 G6-3 FC6 2B		4-0 1B BB		0-0 2B BB 1B	1-3 K		3 3 2 0 1 1 0																										
Joe Girardi, R OBP: 0.300, SLG: 0.344 (1, 2) (8, 7)			0-1 G6-3		1-0 1B BB		0-1 BB 2B	1-3 K		4 0 2 1 0 1 1																										
Greg Maddux, R OBP: 0.165, SLG: 0.145 Gary Varsho, L OBP: 0.265, SLG: 0.333 Paul Assenmacher, L (9, 1) (9, 1)			1-3 K FC6		2-0 1B		0-3 K	3-2 G4-3		3 0 1 1 0 2 3 1 0 0 0 0 0 0 0 0 0 0 0 0 0																										
Inning Stats	R: 0 E: 0 K: 0 S: 4	H: 0 LOB: 0 BB: 0 P: 4	R: 0 E: 0 K: 1 S: 7	H: 0 LOB: 0 BB: 0 P: 11	R: 1 E: 1 K: 1 S: 13	H: 1 LOB: 1 BB: 0 P: 17	R: 0 E: 0 K: 0 S: 3	H: 0 LOB: 0 BB: 0 P: 4	R: 1 E: 0 K: 1 S: 8	H: 2 LOB: 2 BB: 1 P: 17	R: 0 E: 0 K: 1 S: 6	H: 0 LOB: 0 BB: 0 P: 9	R: 2 E: 0 K: 3 S: 16	H: 2 LOB: 3 BB: 3 P: 28	R: 0 E: 0 K: 1 S: 8	H: 1 LOB: 0 BB: 0 P: 14	R: 0 E: 0 K: 1 S: 9	H: 0 LOB: 1 BB: 1 P: 18	1B: 4 2B: 2 3B: 0 HR: 0	SF: 0 SAC: 0 DP: 1 HBP: 0	WP: 1 PB: 0 SB: 1 CS: 0	PA: 38														
PITCHER	IP WLS BF H R ER SO BB IBB HBP BLK WP HR S P ERA WHIP																				PITCHER	IP WLS BF H R ER SO BB IBB HBP BLK WP HR S P ERA WHIP														
Jason Grimsley, R ERA: 3.3 (1, 1)	6.0	23	3	2	2	4	1	0	0	0	1	0	41	62	3.00	0.667																				
Chuck McElroy, L ERA: 7.71 (7, 1)	2.0	L	11	3	2	4	2	1	0	0	0	0	24	42	9.00	2.500																				
Chuck Malone, R ERA: 3.68 (9, 1)	1.0		4	0	0	1	1	0	0	0	0	0	9	18	0.00	1.000																				

Chicago Cubs @ Philadelphia Phillies
Veterans Stadium, Philadelphia, PA
Wed Oct 03 1990, 7:05 PM EDT
Att: 11,889 - Unknown

livebaseballscorecards.com

AB	33
R	4
H	6
RBI	4
BB	5
SO	9
LOB	18



Batter	1	2	3	4	5	6	7	8	9	AB	R	H	RBI	BB	SO	LOB
Sil Campusano, R OBP: 0.269, SLG: 0.318 (1, 8)	1-3 		2-2 			0-2 	0-3 			4	0	1	0	0	2	1
Mickey Morandini, L OBP: 0.294, SLG: 0.329 (1, 4)	3-3 		2-2 			1-1 		3-1 		4	2	2	0	0	1	1
Wes Chamberlain, R OBP: 0.298, SLG: 0.478 (1, 7) (7, 9)	2-0 					0-1 		1-1 		4	1	2	0	0	1	1
John Kruk, L OBP: 0.386, SLG: 0.431 Chuck McElroy, L (7, 1) Darren Daulton, L OBP: 0.367, SLG: 0.416 Chuck Malone, R (9, 1)	1-2 					0-1 		1-0 		3	0	0	0	0	1	3
Ricky Jordan, R OBP: 0.277, SLG: 0.352 (1, 3)		3-1 				1-1 		0-1 		4	0	1	2	0	1	1
Dickie Thon, R OBP: 0.305, SLG: 0.350 Rod Booker, L OBP: 0.301, SLG: 0.290 (6, 6)		1-3 				0-0 		3-3 		2	0	0	0	0	1	0
Dave Hollins, S OBP: 0.252, SLG: 0.316 (1, 5)		3-2 				2-1 		2-1 		4	0	1	0	0	0	0
Darrin Fletcher, L OBP: 0.167, SLG: 0.174 Randy Ready, R OBP: 0.332, SLG: 0.309 (9, PH)			0-1 			0-1 		0-0 		3	0	0	0	0	0	1
Jason Grimsley, R OBP: 0.235, SLG: 0.188 Louie Meadows, L OBP: 0.194, SLG: 0.107 (6, PH) (7, 7) Dale Murphy, R OBP: 0.318, SLG: 0.417 (9, PH)			3-3 			1-0 		0-0 		1	0	0	0	0	1	0

Inning Stats	R: 0	H: 1	E: 0	K: 2	S: 13	LOB: 1	BB: 0	P: 20	R: 0	H: 0	E: 0	K: 1	S: 9	LOB: 0	BB: 0	P: 16	R: 0	H: 1	E: 0	K: 1	S: 11	LOB: 1	BB: 0	P: 18	R: 0	H: 0	E: 0	K: 3	S: 9	LOB: 0	BB: 0	P: 11	R: 0	H: 0	E: 0	K: 0	S: 5	LOB: 0	BB: 0	P: 7	R: 2	H: 3	E: 1	K: 0	S: 13	LOB: 2	BB: 0	P: 16	R: 0	H: 1	E: 0	K: 1	S: 13	LOB: 1	BB: 0	P: 17	R: 1	H: 1	E: 2	K: 1	S: 13	LOB: 1	BB: 0	P: 21	R: 0	H: 1	E: 0	K: 0	S: 4	LOB: 0	BB: 0	P: 6	1B: 7	2B: 1	3B: 0	HR: 0	SF: 0	SAC: 0	DP: 1	HBP: 0	WP: 0	PA: 36
PITCHER	IP	WLS	BF	H	R	ER	SO	BB	IBB	HBP	BLK	WP	HR	S	P	ERA	WHIP																			IP	WLS	BF	H	R	ER	SO	BB	IBB	HBP	BLK	WP	HR	S	P	ERA	WHIP																														
Greg Maddux, R ERA: 3.46 Paul Assenmacher, L ERA: 2.8	(1, 1)	8.0	W	33	7	3	0	9	0	0	0	0	0	86	126	0.00	0.875																			(9, 1)	1.0	S	3	1	0	0	0	0	0	0	4	6	0.00	1.000																																

BOTTOM

Chicago Cubs @ Philadelphia Phillies
Veterans Stadium, Philadelphia, PA

Wed Oct 03 1990, 7:05 PM EDT
Att. 11,889 - Unknown

livebaseballscorecards.com

AB	36
R	3
H	8
RBI	2
BB	0
SO	9
LOB	14

